

| Average RPI Win: 105 | | WON-LOST | WINNING | LAST 15 | STRENGTH OF | | OPP. STRENGTH | TEAM | ADJ | CONF. | ADJ CONF. |
|----------------------|-------------|----------|---------------|----------------|----------------|-------|----------------|-------|-------------|-------------------|-----------|
| Average RPI Loss: 54 | | RECORD | PCT. RANK | GAMES | SCHEDULE | | OF SCHEDULE | RPI | RPI | RPI | RPI |
| DIV. I ONLY | | 41-9-0 | .82 | 3 | 12-3-0 | | 19 | 22 | 1 | .61992 | 1 |
| DIV. I NON-CONF. | | 20-3-0 | .86957 | 5 | 4-1-0 | | 68 | 70 | 2 | .61063 | 2 |
| TOTALS | | RPI 1-25 | RPI 26-50 | | W-L RECORDS | | RPI 51-100 | | RPI 101-150 | | RPI 150+ |
| 41-9-0 | | 5-3-0 | 8-3-0 | | OVERALL | | 9-1-0 | | 10-2-0 | | 9-0-0 |
| 28-3-0 | | 1-0-0 | 8-2-0 | | HOME | | 4-0-0 | | 7-1-0 | | 8-0-0 |
| 12-5-0 | | 4-2-0 | 0-1-0 | | AWAY | | 5-1-0 | | 2-1-0 | | 1-0-0 |
| 1-1-0 | | 0-1-0 | 0-0-0 | | NEUTRAL | | 0-0-0 | | 1-0-0 | | 0-0-0 |
| 20-3-0 | | 1-1-0 | 1-1-0 | | NON-CONFERENCE | | 7-0-0 | | 2-1-0 | | 9-0-0 |
| 15-1-0 | | 1-0-0 | 1-0-0 | | HOME | | 4-0-0 | | 1-1-0 | | 8-0-0 |
| 4-1-0 | | 0-0-0 | 0-0-0 | | AWAY | | 3-0-0 | | 0-0-0 | | 1-0-0 |
| 1-1-0 | | 0-1-0 | 0-0-0 | | NEUTRAL | | 0-0-0 | | 1-0-0 | | 0-0-0 |
| 21-6-0 | | 4-2-0 | 7-2-0 | | CONFERENCE | | 2-1-0 | | 8-1-0 | | 0-0-0 |
| 13-2-0 | | 0-0-0 | 7-2-0 | | HOME | | 0-0-0 | | 6-0-0 | | 0-0-0 |
| 8-4-0 | | 4-2-0 | 0-0-0 | | AWAY | | 2-1-0 | | 2-1-0 | | 0-0-0 |
| 0-0-0 | | 0-0-0 | 0-0-0 | | NEUTRAL | | 0-0-0 | | 0-0-0 | | 0-0-0 |
| RPI S | Opponent | Score | RPI S | Opponent | Score | RPI S | Opponent | Score | RPI S | Opponent | Score |
| 2 A | Florida St. | 5 3 | 28 A | Old Dominion | 1 8 | 71 H | East Carolina | 6 2 | 120 H | VMI | 2 3 |
| 2 A | Florida St. | 0 7 | 28 H | Old Dominion | 7 1 | 71 H | East Carolina | 4 0 | 120 N | VMI | 12 0 |
| 2 A | Florida St. | 4 3 | 34 H | Georgia Tech | 4 3 | 71 H | East Carolina | 3 2 | 127 H | Virginia Tech | 2 1 |
| 10 A | Miami (FL) | 8 3 | 34 H | Georgia Tech | 4 3 | 83 A | VCU | 5 4 | 127 H | Virginia Tech | 9 2 |
| 10 A | Miami (FL) | 1 7 | 34 H | Georgia Tech | 3 1 | 84 A | Duke | 2 3 | 127 H | Virginia Tech | 7 4 |
| 10 A | Miami (FL) | 5 3 | 46 H | Clemson | 1 7 | 84 A | Duke | 3 2 | 129 A | Pittsburgh | 4 0 |
| 19 N | Kentucky | 3 8 | 46 H | Clemson | 1 0 | 84 A | Duke | 2 1 | 129 A | Pittsburgh | 3 0 |
| 22 H | Liberty | 8 2 | 46 H | Clemson | 3 2 | 85 A | William & Mary | 17 2 | 129 A | Pittsburgh | 1 2 |
| | | | 47 H | North Carolina | 2 4 | 85 H | William & Mary | 11 2 | 136 H | Towson | 5 3 |
| | | | 47 H | North Carolina | 3 2 | 97 A | UNC Wilmington | 7 2 | 149 H | Boston College | 3 2 |
| | | | 47 H | North Carolina | 3 1 | | | | 149 H | Boston College | 2 1 |
| | | | | | | | | | 149 H | Boston College | 8 1 |
| | | | | | | | | | 155 H | Richmond | 13 0 |
| | | | | | | | | | 191 A | James Madison | 9 3 |
| | | | | | | | | | 191 H | James Madison | 13 2 |
| | | | | | | | | | 203 H | Monmouth | 6 2 |
| | | | | | | | | | 203 H | Monmouth | 5 3 |
| | | | | | | | | | 203 H | Monmouth | 6 3 |
| | | | | | | | | | 223 H | Longwood | 8 1 |
| | | | | | | | | | 224 H | Princeton | 14 4 |
| | | | | | | | | | 261 H | George Washington | 10 0 |
| | | | LAST 15 GAMES | | | | | | | | |
| | | | 34 H | Georgia Tech | 3 1 | 2 A | Florida St. | 5 3 | | | |
| | | | 34 H | Georgia Tech | 4 3 | 155 H | Richmond | 13 0 | | | |
| | | | 34 H | Georgia Tech | 4 3 | 83 A | VCU | 5 4 | | | |
| | | | 22 H | Liberty | 8 2 | | | | | | |
| | | | 28 A | Old Dominion | 1 8 | | | | | | |

Non-Div. I Games:

Virginia

| | | |
|-----------------|---|---|
| 2 A Florida St. | 4 | 3 |
| 2 A Florida St. | 0 | 7 |

V
i
r
g
i
n
i
a

V
i
r
g
i
n
i
a

| Average RPI Win: | 110 | WON-LOST | WINNING | LAST 15 | STRENGTH OF | OPP. STRENGTH | TEAM | ADJ | CONF. | ADJ CONF. | | | | | |
|-------------------|----------|------------|-----------|----------------|-------------|----------------|-------|-------------|--------|--------------------|-------|-----|---|----------------|------|
| Average RPI Loss: | 26 | RECORD | PCT. RANK | GAMES | SCHEDULE | OF SCHEDULE | RPI | RPI | RPI | RPI | | | | | |
| DIV. I ONLY | | 39-12-0 | .76471 | 8 | 11-4-0 | 20 | 6 | 2 | .60894 | 2 | 3 | 3 | | | |
| DIV. I NON-CONF. | | 18-3-0 | .85714 | 6 | 6-0-0 | 109 | 9 | 4 | .60417 | 4 | 4 | 4 | | | |
| <hr/> | | | | | | | | | | | | | | | |
| TOTALS | RPI 1-25 | RPI 26-50 | | W-L RECORDS | | RPI 51-100 | | RPI 101-150 | | RPI 150+ | | | | | |
| 39-12-0 | 3-6-0 | 11-5-0 | | OVERALL | | 6-1-0 | | 8-0-0 | | 11-0-0 | | | | | |
| 23-5-0 | 3-4-0 | 4-1-0 | | HOME | | 4-0-0 | | 3-0-0 | | 9-0-0 | | | | | |
| 16-6-0 | 0-1-0 | 7-4-0 | | AWAY | | 2-1-0 | | 5-0-0 | | 2-0-0 | | | | | |
| 0-1-0 | 0-1-0 | 0-0-0 | | NEUTRAL | | 0-0-0 | | 0-0-0 | | 0-0-0 | | | | | |
| 18-3-0 | 0-3-0 | 4-0-0 | | NON-CONFERENCE | | 1-0-0 | | 5-0-0 | | 8-0-0 | | | | | |
| 12-1-0 | 0-1-0 | 2-0-0 | | HOME | | 1-0-0 | | 3-0-0 | | 6-0-0 | | | | | |
| 6-1-0 | 0-1-0 | 2-0- | | AWAY | | 0-0-0 | | 2-0-0 | | 2-0-0 | | | | | |
| 0-1-0 | 0-1-0 | 0-0-0 | | NEUTRAL | | 0-0-0 | | 0-0-0 | | 0-0-0 | | | | | |
| 21-9-0 | 3-3-0 | 7-5-0 | | CONFERENCE | | 5-1-0 | | 3-0-0 | | 3-0-0 | | | | | |
| 11-4-0 | 3-3-0 | 2-1-0 | | HOME | | 3-0-0 | | 0-0-0 | | 3-0-0 | | | | | |
| 10-5-0 | 0-0-0 | 5-4-0 | | AWAY | | 2-1-0 | | 3-0-0 | | 0-0-0 | | | | | |
| 0-0-0 | 0-0-0 | 0-0-0 | | NEUTRAL | | 0-0-0 | | 0-0-0 | | 0-0-0 | | | | | |
| RPI | S | Opponent | Score | RPI | S | Opponent | Score | RPI | S | Opponent | Score | | | | |
| 1 | H | Virginia | 7 0 | 31 | H | Maryland | 15 3 | 59 | H | North Carolina St. | 6 1 | 121 | H | Minnesota | 3 2 |
| 1 | H | Virginia | 3 5 | 31 | H | Maryland | 1 5 | 59 | H | North Carolina St. | 9 8 | 121 | H | Minnesota | 7 1 |
| 1 | H | Virginia | 3 4 | 31 | H | Maryland | 7 0 | 59 | H | North Carolina St. | 8 2 | 121 | H | Minnesota | 5 4 |
| 3 | A | Florida | 1 3 | 34 | A | Georgia Tech | 5 4 | 74 | H | FGCU | 8 3 | 143 | A | South Fla. | 4 1 |
| 3 | H | Florida | 0 8 | 34 | A | Georgia Tech | 4 12 | 94 | A | Wake Forest | 7 1 | 143 | A | South Fla. | 5 1 |
| 3 | N | Florida | 1 4 | 34 | A | Georgia Tech | 3 5 | 94 | A | Wake Forest | 4 3 | 149 | A | Boston College | 6 0 |
| 10 | H | Miami (FL) | 10 2 | 45 | H | Georgia | 10 4 | 94 | A | Wake Forest | 2 5 | 149 | A | Boston College | 10 1 |
| 10 | H | Miami (FL) | 1 3 | 45 | H | Georgia | 8 3 | | | | | 149 | A | Boston College | 11 7 |
| 10 | H | Miami (FL) | 13 6 | 46 | A | Clemson | 11 1 | | | | | 161 | A | Jacksonville | 12 6 |
| | | | | 46 | A | Clemson | 4 3 | | | | | 161 | H | Jacksonville | 6 1 |
| | | | | 46 | A | Clemson | 3 9 | | | | | 179 | A | Stetson | 9 4 |
| | | | | 47 | A | North Carolina | 7 0 | | | | | 179 | H | Stetson | 13 3 |
| | | | | 47 | A | North Carolina | 10 2 | | | | | 179 | H | Stetson | 4 0 |
| | | | | 47 | A | North Carolina | 4 5 | | | | | 194 | H | Notre Dame | 11 2 |
| | | | | 48 | A | UCF | 18 1 | | | | | 194 | H | Notre Dame | 4 3 |
| | | | | 48 | A | UCF | 11 10 | | | | | 194 | H | Notre Dame | 8 7 |
| | | | | | | | | | | | | 274 | H | Niagara | 4 1 |
| | | | | | | | | | | | | 274 | H | Niagara | 13 2 |
| | | | | | | | | | | | | 274 | H | Niagara | 13 0 |
| <hr/> | | | | | | | | | | | | | | | |
| LAST 15 GAMES | | | | | | | | | | | | | | | |
| | | | | 47 | A | North Carolina | 4 5 | 1 | H | Virginia | 3 4 | | | | |
| | | | | 47 | A | North Carolina | 10 2 | 1 | H | Virginia | 7 0 | | | | |
| | | | | 47 | A | North Carolina | 7 0 | 1 | H | Virginia | 3 5 | | | | |
| | | | | 179 | A | Stetson | 9 4 | | | | | | | | |
| | | | | 121 | H | Minnesota | 7 1 | | | | | | | | |

Non-Div. I Games:

Florida St.

| | | | | |
|-----|---|-----------|---|---|
| 121 | H | Minnesota | 3 | 2 |
| 121 | H | Minnesota | 5 | 4 |

F
l
o
r
i
d
a
S
t
.

F
l
o
r
i
d
a
S
t
.

| Average RPI Win: 50 | | WON-LOST RECORD | | WINNING PCT. RANK | | LAST 15 GAMES | | STRENGTH OF SCHEDULE | | OPP. STRENGTH OF SCHEDULE | | TEAM RPI | | ADJ RPI | | CONF. RPI | | ADJ CONF. RPI | |
|---------------------|---|-----------------|-------|-------------------|---------------|----------------|------------|----------------------|----|---------------------------|---|----------------|-------|-----------|-----|-----------|---------------|---------------|---|
| DIV. I ONLY | | 34-18-0 | | .65385 48 | | 10-5-0 | | 1 | | 1 | | 3 | | .60597 3 | | 1 | | 1 | |
| DIV. I NON-CONF. | | 15-10-0 | | .6 78 | | 0-3-0 | | 2 | | 18 | | 20 | | .57674 20 | | 1 | | 1 | |
| TOTALS | | RPI 1-25 | | RPI 26-50 | | W-L RECORDS | | RPI 51-100 | | RPI 101-150 | | RPI 150+ | | | | | | | |
| 34-18-0 | | 14-7-0 | | 9-5-0 | | OVERALL | | 4-4-0 | | 6-0-0 | | 1-2-0 | | | | | | | |
| 22-11-0 | | 5-2-0 | | 8-3-0 | | HOME | | 2-4-0 | | 6-0-0 | | 1-2-0 | | | | | | | |
| 10-7-0 | | 8-5-0 | | 1-2-0 | | AWAY | | 1-0-0 | | 0-0-0 | | 0-0-0 | | | | | | | |
| 2-0-0 | | 1-0-0 | | 0-0-0 | | NEUTRAL | | 1-0-0 | | 0-0-0 | | 0-0-0 | | | | | | | |
| 15-10-0 | | 4-2-0 | | 3-2-0 | | NON-CONFERENCE | | 4-4-0 | | 3-0-0 | | 1-2-0 | | | | | | | |
| 10-8-0 | | 1-0-0 | | 3-2-0 | | HOME | | 2-4-0 | | 3-0-0 | | 1-2-0 | | | | | | | |
| 3-2-0 | | 2-2-0 | | 0-0-0 | | AWAY | | 1-0-0 | | 0-0-0 | | 0-0-0 | | | | | | | |
| 2-0-0 | | 1-0-0 | | 0-0-0 | | NEUTRAL | | 1-0-0 | | 0-0-0 | | 0-0-0 | | | | | | | |
| 19-8-0 | | 10-5-0 | | 6-3-0 | | CONFERENCE | | 0-0-0 | | 3-0-0 | | 0-0-0 | | | | | | | |
| 12-3-0 | | 4-2-0 | | 5-1-0 | | HOME | | 0-0-0 | | 3-0-0 | | 0-0-0 | | | | | | | |
| 7-5-0 | | 6-3-0 | | 1-2-0 | | AWAY | | 0-0-0 | | 0-0-0 | | 0-0-0 | | | | | | | |
| 0-0-0 | | 0-0-0 | | 0-0-0 | | NEUTRAL | | 0-0-0 | | 0-0-0 | | 0-0-0 | | | | | | | |
| RPI | S | Opponent | Score | | RPI | S | Opponent | Score | | RPI | S | Opponent | Score | | RPI | S | Opponent | Score | |
| 2 | A | Florida St. | 8 | 0 | 27 | H | Mercer | 2 | 4 | 54 | H | Illinois | 1 | 5 | 117 | H | UConn | 1 | 0 |
| 2 | H | Florida St. | 3 | 1 | 31 | H | Maryland | 7 | 9 | 54 | H | Illinois | 0 | 6 | 117 | H | UConn | 2 | 1 |
| 2 | N | Florida St. | 4 | 1 | 31 | H | Maryland | 4 | 0 | 58 | H | Illinois St. | 13 | 5 | 117 | H | UConn | 6 | 5 |
| 7 | H | Vanderbilt | 1 | 0 | 31 | H | Maryland | 8 | 5 | 67 | N | Southern Miss. | 4 | 2 | 119 | H | Missouri | 5 | 0 |
| 7 | H | Vanderbilt | 2 | 16 | 35 | A | Texas A&M | 3 | 4 | 74 | A | FGCU | 7 | 1 | 119 | H | Missouri | 6 | 5 |
| 7 | H | Vanderbilt | 0 | 3 | 35 | A | Texas A&M | 5 | 3 | 74 | H | FGCU | 4 | 0 | 119 | H | Missouri | 7 | 1 |
| 10 | A | Miami (FL) | 6 | 4 | 35 | A | Texas A&M | 4 | 5 | 74 | H | FGCU | 1 | 2 | 161 | H | Jacksonville | 1 | 3 |
| 10 | A | Miami (FL) | 4 | 6 | 45 | H | Georgia | 8 | 1 | 93 | H | Fla. Atlantic | 4 | 5 | 164 | H | North Florida | 8 | 7 |
| 10 | A | Miami (FL) | 2 | 5 | 45 | H | Georgia | 10 | 3 | | | | | | 215 | H | Florida A&M | 3 | 4 |
| 12 | A | South Carolina | 6 | 5 | 45 | H | Georgia | 3 | 2 | | | | | | | | | | |
| 12 | A | South Carolina | 4 | 3 | 48 | H | UCF | 5 | 1 | | | | | | | | | | |
| 12 | A | South Carolina | 1 | 4 | 50 | H | Arkansas | 1 | 0 | | | | | | | | | | |
| 19 | A | Kentucky | 8 | 9 | 50 | H | Arkansas | 2 | 1 | | | | | | | | | | |
| 19 | A | Kentucky | 1 | 17 | 50 | H | Arkansas | 3 | 9 | | | | | | | | | | |
| 19 | A | Kentucky | 11 | 10 | | | | | | | | | | | | | | | |
| 20 | H | LSU | 11 | 7 | | | | | | | | | | | | | | | |
| 20 | H | LSU | 2 | 1 | | | | | | | | | | | | | | | |
| 20 | H | LSU | 6 | 2 | | | | | | | | | | | | | | | |
| 21 | A | Alabama | 13 | 3 | | | | | | | | | | | | | | | |
| 21 | A | Alabama | 7 | 3 | | | | | | | | | | | | | | | |
| 21 | A | Alabama | 4 | 3 | | | | | | | | | | | | | | | |
| | | | | | LAST 15 GAMES | | | | | | | | | | | | | | |
| | | | | | 7 | H | Vanderbilt | 2 | 16 | 119 | H | Missouri | 6 | 5 | | | | | |
| | | | | | 7 | H | Vanderbilt | 0 | 3 | 119 | H | Missouri | 5 | 0 | | | | | |
| | | | | | 7 | H | Vanderbilt | 1 | 0 | 119 | H | Missouri | 7 | 1 | | | | | |
| | | | | | 27 | H | Mercer | 2 | 4 | | | | | | | | | | |
| | | | | | 21 | A | Alabama | 13 | 3 | | | | | | | | | | |

Non-Div. I Games:

Florida

| | | | | |
|----|---|---------|---|---|
| 21 | A | Alabama | 4 | 3 |
| 21 | A | Alabama | 7 | 3 |

F
l
o
r
i
d
a

F
l
o
r
i
d
a

[illegible]

Non-Div. I Games:

Oregon St.

Oregon St.

| | | | | |
|----|---|------------|----|---|
| 66 | A | California | 9 | 3 |
| 66 | A | California | 10 | 4 |

Through Games Of May 11, 2014

| RPI | S | Opponent | Score | |
|-----|---|----------|-------|---|
| 254 | H | Portland | 5 | 0 |

Oregon St.

O
r
e
g
o
n
S
t
.

O
r
e
g
o
n
S
t
.

Indiana

I
n
d
i
a
n
a

Indiana

| | | | | |
|-----|---|------------|----|---|
| 197 | H | Purdue | 6 | 0 |
| 96 | A | Miami (OH) | 16 | 1 |

I
n
d
i
a
n
a

I
n
d
i
a
n
a

| Average RPI Win: 88 | | WON-LOST RECORD | | WINNING PCT. RANK | | LAST 15 GAMES | | STRENGTH OF SCHEDULE | | OPP. STRENGTH OF SCHEDULE | | TEAM RPI | | ADJ RPI | | CONF. RPI | | ADJ CONF. RPI | |
|---------------------|------------|-----------------|---|-------------------|-----------------|----------------|----|----------------------|----------------|---------------------------|---|----------|--------------------|-----------|----|-----------|--|---------------|--|
| DIV. I ONLY | | 34-16-0 | | .68 33 | | 11-4-0 | | 5 | | 16 | | 6 | | .59995 6 | | 8 | | 8 | |
| DIV. I NON-CONF. | | 14-9-0 | | .6087 74 | | 1-2-0 | | 7 | | 1 | | 18 | | .57895 18 | | 9 | | 8 | |
| TOTALS | | RPI 1-25 | | RPI 26-50 | | W-L RECORDS | | RPI 51-100 | | RPI 101-150 | | RPI 150+ | | | | | | | |
| 34-16-0 | | 3-5-0 | | 5-4-0 | | OVERALL | | 15-5-0 | | 3-1-0 | | 8-1-0 | | | | | | | |
| 17-7-0 | | 1-2-0 | | 2-3-0 | | HOME | | 8-2-0 | | 1-0-0 | | 5-0-0 | | | | | | | |
| 16-7-0 | | 1-1-0 | | 3-1-0 | | AWAY | | 7-3-0 | | 2-1-0 | | 3-1-0 | | | | | | | |
| 1-2-0 | | 1-2-0 | | 0-0-0 | | NEUTRAL | | 0-0-0 | | 0-0-0 | | 0-0-0 | | | | | | | |
| 14-9-0 | | 3-5-0 | | 3-3-0 | | NON-CONFERENCE | | 2-0-0 | | 1-0-0 | | 5-1-0 | | | | | | | |
| 8-4-0 | | 1-2-0 | | 0-2-0 | | HOME | | 1-0-0 | | 1-0-0 | | 5-0-0 | | | | | | | |
| 5-3-0 | | 1-1-0 | | 3-0- | | AWAY | | 1-0-0 | | 0-0-0 | | 0-1-0 | | | | | | | |
| 1-2-0 | | 1-2-0 | | 0-0-0 | | NEUTRAL | | 0-0-0 | | 0-0-0 | | 0-0-0 | | | | | | | |
| 20-7-0 | | 0-0-0 | | 2-1-0 | | CONFERENCE | | 13-5-0 | | 2-1-0 | | 3-0-0 | | | | | | | |
| 9-3-0 | | 0-0-0 | | 2-1-0 | | HOME | | 7-2-0 | | 0-0-0 | | 0-0-0 | | | | | | | |
| 11-4-0 | | 0-0-0 | | 0-0-0 | | AWAY | | 6-3-0 | | 2-1-0 | | 3-0-0 | | | | | | | |
| 0-0-0 | | 0-0-0 | | 0-0-0 | | NEUTRAL | | 0-0-0 | | 0-0-0 | | 0-0-0 | | | | | | | |
| RPI S | Opponent | Score | | RPI S | Opponent | Score | | RPI S | Opponent | Score | | RPI S | Opponent | Score | | | | | |
| 8 A | Houston | 2 | 6 | 28 H | Old Dominion | 3 | 2 | 61 A | FIU | 3 | 2 | 102 A | UTSA | 11 | 3 | | | | |
| 8 H | Houston | 0 | 3 | 28 H | Old Dominion | 1 | 2 | 61 A | FIU | 10 | 2 | 102 A | UTSA | 2 | 4 | | | | |
| 11 A | Texas | 7 | 2 | 28 H | Old Dominion | 4 | 1 | 61 A | FIU | 11 | 7 | 102 A | UTSA | 11 | 2 | | | | |
| 11 H | Texas | 2 | 5 | 32 A | Stanford | 10 | 3 | 62 H | UAB | 5 | 3 | 108 H | A&M-Corpus Christi | 12 | 10 | | | | |
| 11 N | Texas | 0 | 2 | 32 A | Stanford | 5 | 1 | 62 H | UAB | 5 | 3 | 158 A | Tulane | 2 | 1 | | | | |
| 13 H | TCU | 5 | 0 | 32 A | Stanford | 3 | 12 | 62 H | UAB | 2 | 0 | 158 A | Tulane | 11 | 7 | | | | |
| 13 N | TCU | 1 | 0 | 33 A | Sam Houston St. | 8 | 5 | 67 A | Southern Miss. | 3 | 2 | 158 A | Tulane | 4 | 3 | | | | |
| 14 N | Texas Tech | 1 | 2 | 33 H | Sam Houston St. | 1 | 3 | 67 A | Southern Miss. | 6 | 8 | 162 A | Lamar | 1 | 10 | | | | |
| | | | | 35 H | Texas A&M | 5 | 6 | 67 A | Southern Miss. | 5 | 0 | 162 H | Lamar | 3 | 2 | | | | |
| | | | | | | | | 71 H | East Carolina | 2 | 3 | 174 H | Houston Baptist | 6 | 1 | | | | |
| | | | | | | | | 71 H | East Carolina | 8 | 0 | 197 H | Purdue | 3 | 1 | | | | |
| | | | | | | | | 71 H | East Carolina | 1 | 2 | 197 H | Purdue | 23 | 3 | | | | |
| | | | | | | | | 81 A | Texas St. | 14 | 1 | 197 H | Purdue | 9 | 1 | | | | |
| | | | | | | | | 81 H | Texas St. | 4 | 3 | | | | | | | | |
| | | | | | | | | 88 A | Middle Tenn. | 5 | 8 | | | | | | | | |
| | | | | | | | | 88 A | Middle Tenn. | 2 | 3 | | | | | | | | |
| | | | | | | | | 88 A | Middle Tenn. | 8 | 0 | | | | | | | | |
| | | | | | | | | 93 H | Fla. Atlantic | 3 | 2 | | | | | | | | |
| | | | | | | | | 93 H | Fla. Atlantic | 14 | 1 | | | | | | | | |
| | | | | | | | | 93 H | Fla. Atlantic | 2 | 0 | | | | | | | | |
| LAST 15 GAMES | | | | | | | | | | | | | | | | | | | |
| | | | | 102 A | UTSA | 11 | 2 | 35 H | Texas A&M | 5 | 6 | | | | | | | | |
| | | | | 102 A | UTSA | 11 | 3 | 62 H | UAB | 5 | 3 | | | | | | | | |
| | | | | 102 A | UTSA | 2 | 4 | 62 H | UAB | 5 | 3 | | | | | | | | |
| | | | | 174 H | Houston Baptist | 6 | 1 | | | | | | | | | | | | |
| | | | | 67 A | Southern Miss. | 6 | 8 | | | | | | | | | | | | |

Non-Div. I Games:

Rice

| | | |
|---------------------|---|---|
| 67 A Southern Miss. | 3 | 2 |
| 67 A Southern Miss. | 5 | 0 |

R
i
c
e

R
i
c
e

| Average RPI Win: | 100 | WON-LOST | WINNING | LAST 15 | STRENGTH OF | OPP. STRENGTH | TEAM | ADJ | CONF. | ADJ CONF. | | |
|-------------------|----------|-------------|-----------|----------------|-------------|-----------------|-------|-------------|--------|----------------|-------|---|
| Average RPI Loss: | 39 | RECORD | PCT. RANK | GAMES | SCHEDULE | OF SCHEDULE | RPI | RPI | RPI | RPI | | |
| DIV. I ONLY | | 38-14-0 | .73077 | 16 | 11-4-0 | 15 | 7 | 7 | .59834 | 7 | 1 | 1 |
| DIV. I NON-CONF. | | 22-3-0 | .88 | 3 | 2-1-0 | 79 | 82 | 7 | .6026 | 7 | 1 | 1 |
| <hr/> | | | | | | | | | | | | |
| TOTALS | RPI 1-25 | RPI 26-50 | | W-L RECORDS | | RPI 51-100 | | RPI 101-150 | | RPI 150+ | | |
| 38-14-0 | 7-4-0 | 10-8-0 | | OVERALL | | 5-2-0 | | 5-0-0 | | 11-0-0 | | |
| 24-7-0 | 5-3-0 | 7-2-0 | | HOME | | 1-2-0 | | 1-0-0 | | 10-0-0 | | |
| 13-7-0 | 2-1-0 | 3-6-0 | | AWAY | | 4-0-0 | | 3-0-0 | | 1-0-0 | | |
| 1-0-0 | 0-0-0 | 0-0-0 | | NEUTRAL | | 0-0-0 | | 1-0-0 | | 0-0-0 | | |
| 22-3-0 | 1-1-0 | 3-0-0 | | NON-CONFERENCE | | 5-2-0 | | 2-0-0 | | 11-0-0 | | |
| 16-3-0 | 1-1-0 | 3-0-0 | | HOME | | 1-2-0 | | 1-0-0 | | 10-0-0 | | |
| 5-0-0 | 0-0-0 | 0-0- | | AWAY | | 4-0-0 | | 0-0-0 | | 1-0-0 | | |
| 1-0-0 | 0-0-0 | 0-0-0 | | NEUTRAL | | 0-0-0 | | 1-0-0 | | 0-0-0 | | |
| 16-11-0 | 6-3-0 | 7-8-0 | | CONFERENCE | | 0-0-0 | | 3-0-0 | | 0-0-0 | | |
| 8-4-0 | 4-2-0 | 4-2-0 | | HOME | | 0-0-0 | | 0-0-0 | | 0-0-0 | | |
| 8-7-0 | 2-1-0 | 3-6-0 | | AWAY | | 0-0-0 | | 3-0-0 | | 0-0-0 | | |
| 0-0-0 | 0-0-0 | 0-0-0 | | NEUTRAL | | 0-0-0 | | 0-0-0 | | 0-0-0 | | |
| RPI | S | Opponent | Score | RPI | S | Opponent | Score | RPI | S | Opponent | Score | |
| 3 | A | Florida | 16 2 | 32 | H | Stanford | 5 1 | 52 | A | Long Beach St. | 5 2 | |
| 3 | A | Florida | 3 0 | 32 | H | Stanford | 4 1 | 52 | A | Long Beach St. | 6 0 | |
| 3 | A | Florida | 0 1 | 32 | H | Stanford | 4 2 | 52 | A | Long Beach St. | 6 2 | |
| 17 | H | Indiana St. | 6 2 | 35 | H | Texas A&M | 8 5 | 56 | H | Evansville | 3 8 | |
| 18 | H | Louisville | 7 11 | 35 | H | Texas A&M | 2 8 | 88 | A | Middle Tenn. | 4 3 | |
| 19 | H | Kentucky | 9 3 | 35 | H | Texas A&M | 4 10 | 88 | H | Middle Tenn. | 19 1 | |
| 19 | H | Kentucky | 2 4 | 42 | A | Mississippi St. | 5 1 | 92 | H | Western Ky. | 2 3 | |
| 19 | H | Kentucky | 6 2 | 42 | A | Mississippi St. | 2 17 | | | | | |
| 20 | H | LSU | 5 3 | 42 | A | Mississippi St. | 3 6 | | | | | |
| 20 | H | LSU | 2 4 | 44 | A | Tennessee | 9 10 | | | | | |
| 20 | H | LSU | 9 3 | 44 | A | Tennessee | 6 4 | | | | | |
| | | | | 44 | A | Tennessee | 0 7 | | | | | |
| | | | | 45 | H | Georgia | 12 9 | | | | | |
| | | | | 45 | H | Georgia | 11 0 | | | | | |
| | | | | 45 | H | Georgia | 6 1 | | | | | |
| | | | | 50 | A | Arkansas | 2 6 | | | | | |
| | | | | 50 | A | Arkansas | 2 1 | | | | | |
| | | | | 50 | A | Arkansas | 1 3 | | | | | |
| <hr/> | | | | | | | | | | | | |
| | | | | LAST 15 GAMES | | | | | | | | |
| | | | | 3 | A | Florida | 16 2 | 45 | H | Georgia | 6 1 | |
| | | | | 3 | A | Florida | 3 0 | 45 | H | Georgia | 11 0 | |
| | | | | 3 | A | Florida | 0 1 | 45 | H | Georgia | 12 9 | |
| | | | | 18 | H | Louisville | 7 11 | | | | | |
| | | | | 119 | A | Missouri | 3 1 | | | | | |

Non-Div. I Games:

Vanderbilt

| | | |
|----------------|---|---|
| 119 A Missouri | 5 | 1 |
| 119 A Missouri | 8 | 3 |

V
a
n
d
e
r
b
i
l
l
t

V
a
n
d
e
r
b
i
l
l
t

Houston

Houston

| | | | | |
|----|---|-----|---|---|
| 48 | H | UCF | 4 | 3 |
| 48 | H | UCF | 3 | 4 |

| RPI | S | Opponent | Score | |
|-----|---|--------------|-------|---|
| 296 | H | Prairie View | 6 | 0 |

Houston

H
o
u
s
t
o
n

H
o
u
s
t
o
n

| | | | | | | | | | | | | |
|------------------|----------|-----------------|-------------------|----------------|----------------------|---------------------------|----------------|-------------|-----------|------------------|-------|----|
| Average RPI Win: | 138 | WON-LOST RECORD | WINNING PCT. RANK | LAST 15 GAMES | STRENGTH OF SCHEDULE | OPP. STRENGTH OF SCHEDULE | TEAM RPI | ADJ RPI | CONF. RPI | ADJ CONF. RPI | | |
| DIV. I ONLY | | 46-7-0 | .86792 | 1 | 12-3-0 | 129 | 65 | 9 | .5964 | 9 | 10 | 10 |
| DIV. I NON-CONF. | | 23-3-0 | .88462 | 2 | 3-0-0 | 120 | 96 | 11 | .59623 | 11 | 11 | 11 |
| <hr/> | | | | | | | | | | | | |
| TOTALS | RPI 1-25 | RPI 26-50 | | W-L RECORDS | | RPI 51-100 | | RPI 101-150 | | RPI 150+ | | |
| 46-7-0 | 3-1-0 | 0-0-0 | | OVERALL | | 9-3-0 | | 13-1-0 | | 21-2-0 | | |
| 24-5-0 | 2-1-0 | 0-0-0 | | HOME | | 4-2-0 | | 4-0-0 | | 14-2-0 | | |
| 22-2-0 | 1-0-0 | 0-0-0 | | AWAY | | 5-1-0 | | 9-1-0 | | 7-0-0 | | |
| 0-0-0 | 0-0-0 | 0-0-0 | | NEUTRAL | | 0-0-0 | | 0-0-0 | | 0-0-0 | | |
| 23-3-0 | 3-1-0 | 0-0-0 | | NON-CONFERENCE | | 3-0-0 | | 8-0-0 | | 9-2-0 | | |
| 14-3-0 | 2-1-0 | 0-0-0 | | HOME | | 0-0-0 | | 4-0-0 | | 8-2-0 | | |
| 9-0-0 | 1-0-0 | 0-0- | | AWAY | | 3-0-0 | | 4-0-0 | | 1-0-0 | | |
| 0-0-0 | 0-0-0 | 0-0-0 | | NEUTRAL | | 0-0-0 | | 0-0-0 | | 0-0-0 | | |
| 23-4-0 | 0-0-0 | 0-0-0 | | CONFERENCE | | 6-3-0 | | 5-1-0 | | 12-0-0 | | |
| 10-2-0 | 0-0-0 | 0-0-0 | | HOME | | 4-2-0 | | 0-0-0 | | 6-0-0 | | |
| 13-2-0 | 0-0-0 | 0-0-0 | | AWAY | | 2-1-0 | | 5-1-0 | | 6-0-0 | | |
| 0-0-0 | 0-0-0 | 0-0-0 | | NEUTRAL | | 0-0-0 | | 0-0-0 | | 0-0-0 | | |
| RPI S | Opponent | Score | RPI S | Opponent | Score | RPI S | Opponent | Score | RPI S | Opponent | Score | |
| 20 A | LSU | 4 1 | | | | 60 A | Arkansas St. | 4 6 | 106 A | Southeastern La. | 6 5 | |
| 21 H | Alabama | 6 0 | | | | 60 A | Arkansas St. | 6 5 | 106 H | Southeastern La. | 10 8 | |
| 21 H | Alabama | 6 12 | | | | 60 A | Arkansas St. | 7 0 | 113 A | Texas-Arlington | 9 5 | |
| 21 H | Alabama | 2 0 | | | | 67 A | Southern Miss. | 6 2 | 113 A | Texas-Arlington | 9 5 | |
| | | | | | | 67 A | Southern Miss. | 8 5 | 113 A | Texas-Arlington | 4 5 | |
| | | | | | | 67 A | Southern Miss. | 9 5 | 133 A | Northwestern St. | 5 3 | |
| | | | | | | 81 H | Texas St. | 8 6 | 133 H | Northwestern St. | 10 1 | |
| | | | | | | 81 H | Texas St. | 3 10 | 137 A | South Ala. | 8 7 | |
| | | | | | | 81 H | Texas St. | 2 0 | 137 A | South Ala. | 13 3 | |
| | | | | | | 92 H | Western Ky. | 10 9 | 137 A | South Ala. | 5 2 | |
| | | | | | | 92 H | Western Ky. | 3 14 | 140 A | McNeese St. | 14 8 | |
| | | | | | | 92 H | Western Ky. | 7 4 | 140 H | McNeese St. | 8 0 | |
| | | | | | | | | | 144 A | Nicholls St. | 7 1 | |
| | | | | | | | | | 144 H | Nicholls St. | 5 1 | |
| | | | | | | | | | 151 H | Eastern Ill. | 9 8 | |
| | | | | | | | | | 151 H | Eastern Ill. | 1 0 | |
| | | | | | | | | | 151 H | Eastern Ill. | 1 5 | |
| | | | | | | | | | 151 H | Eastern Ill. | 13 0 | |
| | | | | | | | | | 156 H | UALR | 6 3 | |
| | | | | | | | | | 156 H | UALR | 5 2 | |
| | | | | | | | | | 156 H | UALR | 7 0 | |
| | | | | | | | | | 158 A | Tulane | 7 4 | |
| | | | | | | | | | 158 H | Tulane | 16 0 | |
| | | | | | | | | | 167 A | La.-Monroe | 21 2 | |
| | | | | | | | | | 167 A | La.-Monroe | 4 1 | |
| | | | | | | | | | 167 A | La.-Monroe | 14 1 | |
| | | | | | | | | | 173 H | Georgia St. | 5 3 | |
| | | | LAST 15 GAMES | | | | | | | | | |
| | | | | | | 137 A | South Ala. | 13 3 | 106 A | Southeastern La. | 6 5 | |
| | | | | | | 137 A | South Ala. | 8 7 | 81 H | Texas St. | 2 0 | |
| | | | | | | 137 A | South Ala. | 5 2 | 81 H | Texas St. | 3 10 | |
| | | | | | | 60 A | Arkansas St. | 4 6 | | | | |
| | | | | | | 60 A | Arkansas St. | 7 0 | | | | |

Non-Div. I Games:

La.-Lafayette

| | | | | |
|-----|---|------------------|----|---|
| 60 | A | Arkansas St. | 6 | 5 |
| 106 | H | Southeastern La. | 10 | 8 |

| RPI | S | Opponent | Score | |
|-----|---|----------------|-------|---|
| 173 | H | Georgia St. | 8 | 3 |
| 173 | H | Georgia St. | 14 | 6 |
| 182 | A | Troy | 11 | 8 |
| 182 | A | Troy | 11 | 0 |
| 182 | A | Troy | 15 | 4 |
| 267 | H | New Orleans | 7 | 8 |
| 276 | H | Texas Southern | 7 | 2 |
| 276 | H | Texas Southern | 13 | 0 |
| 276 | H | Texas Southern | 5 | 4 |
| 301 | H | Southern U. | 17 | 3 |

L
a
.
-
L
a
f
a
y
e
t
t
e

L
a
.
-
L
a
f
a
y
e
t
t
e

| Average RPI Win: | | 110 | WON-LOST | | WINNING | | LAST 15 | | STRENGTH OF | | OPP. STRENGTH | | TEAM | ADJ | | CONF. | ADJ CONF. | |
|-------------------|---|-------------|----------|---------------|-----------|----------------|---------|--------------|-------------|-------------|---------------|----------|------|-----------------------|----|-------|-----------|--|
| Average RPI Loss: | | 86 | RECORD | | PCT. RANK | | GAMES | | SCHEDULE | | OF SCHEDULE | | RPI | RPI | | RPI | RPI | |
| DIV. I ONLY | | | 38-14-0 | | .73077 | | 16 | | 13-2-0 | | 22 | | 29 | | 10 | | .59215 | |
| DIV. I NON-CONF. | | | 15-7-0 | | .68182 | | 41 | | 5-1-0 | | 57 | | 92 | | 41 | | .54942 | |
| TOTALS | | RPI 1-25 | | RPI 26-50 | | W-L RECORDS | | RPI 51-100 | | RPI 101-150 | | RPI 150+ | | | | | | |
| 38-14-0 | | 4-5-0 | | 5-3-0 | | OVERALL | | 11-1-0 | | 9-0-0 | | 9-5-0 | | | | | | |
| 21-9-0 | | 3-3-0 | | 0-1-0 | | HOME | | 3-1-0 | | 6-0-0 | | 9-4-0 | | | | | | |
| 17-5-0 | | 1-2-0 | | 5-2-0 | | AWAY | | 8-0-0 | | 3-0-0 | | 0-1-0 | | | | | | |
| 0-0-0 | | 0-0-0 | | 0-0-0 | | NEUTRAL | | 0-0-0 | | 0-0-0 | | 0-0-0 | | | | | | |
| 15-7-0 | | 2-1-0 | | 1-1-0 | | NON-CONFERENCE | | 5-1-0 | | 0-0-0 | | 7-4-0 | | | | | | |
| 12-6-0 | | 2-1-0 | | 0-1-0 | | HOME | | 3-1-0 | | 0-0-0 | | 7-3-0 | | | | | | |
| 3-1-0 | | 0-0-0 | | 1-0- | | AWAY | | 2-0-0 | | 0-0-0 | | 0-1-0 | | | | | | |
| 0-0-0 | | 0-0-0 | | 0-0-0 | | NEUTRAL | | 0-0-0 | | 0-0-0 | | 0-0-0 | | | | | | |
| 23-7-0 | | 2-4-0 | | 4-2-0 | | CONFERENCE | | 6-0-0 | | 9-0-0 | | 2-1-0 | | | | | | |
| 9-3-0 | | 1-2-0 | | 0-0-0 | | HOME | | 0-0-0 | | 6-0-0 | | 2-1-0 | | | | | | |
| 14-4-0 | | 1-2-0 | | 4-2-0 | | AWAY | | 6-0-0 | | 3-0-0 | | 0-0-0 | | | | | | |
| 0-0-0 | | 0-0-0 | | 0-0-0 | | NEUTRAL | | 0-0-0 | | 0-0-0 | | 0-0-0 | | | | | | |
| RPI | S | Opponent | | Score | | RPI | S | Opponent | | Score | | RPI | S | Opponent | | Score | | |
| 1 | H | Virginia | | 3 | 8 | 34 | A | Georgia Tech | | 10 | 8 | 59 | A | North Carolina St. | | 12 | 5 | |
| 1 | H | Virginia | | 7 | 1 | 34 | A | Georgia Tech | | 7 | 13 | 59 | A | North Carolina St. | | 2 | 1 | |
| 1 | H | Virginia | | 3 | 5 | 34 | A | Georgia Tech | | 2 | 3 | 59 | A | North Carolina St. | | 2 | 1 | |
| 2 | A | Florida St. | | 3 | 1 | 46 | A | Clemson | | 10 | 2 | 74 | A | FGCU | | 5 | 2 | |
| 2 | A | Florida St. | | 2 | 10 | 46 | A | Clemson | | 5 | 2 | 74 | H | FGCU | | 4 | 0 | |
| 2 | A | Florida St. | | 6 | 13 | 46 | A | Clemson | | 3 | 2 | 74 | H | FGCU | | 7 | 3 | |
| 3 | H | Florida | | 5 | 2 | 48 | A | UCF | | 6 | 5 | 84 | A | Duke | | 6 | 1 | |
| 3 | H | Florida | | 6 | 4 | 48 | H | UCF | | 2 | 9 | 84 | A | Duke | | 9 | 1 | |
| 3 | H | Florida | | 4 | 6 | | | | | | | 84 | A | Duke | | 4 | 3 | |
| | | | | | | | | | | | | 93 | A | Fla. Atlantic | | 10 | 9 | |
| | | | | | | | | | | | | 93 | H | Fla. Atlantic | | 2 | 1 | |
| | | | | | | | | | | | | 93 | H | Fla. Atlantic | | 2 | 5 | |
| | | | | | | | | | | | | | | 179 A Stetson | | 3 | 7 | |
| | | | | | | | | | | | | | | 194 H Notre Dame | | 3 | 2 | |
| | | | | | | | | | | | | | | 194 H Notre Dame | | 6 | 3 | |
| | | | | | | | | | | | | | | 194 H Notre Dame | | 4 | 7 | |
| | | | | | | | | | | | | | | 218 H Bethune-Cookman | | 3 | 7 | |
| | | | | | | | | | | | | | | 218 H Bethune-Cookman | | 10 | 1 | |
| | | | | | | | | | | | | | | 230 H Maine | | 6 | 3 | |
| | | | | | | | | | | | | | | 230 H Maine | | 1 | 3 | |
| | | | | | | | | | | | | | | 230 H Maine | | 11 | 2 | |
| | | | | | | | | | | | | | | 243 H Villanova | | 7 | 2 | |
| | | | | | | | | | | | | | | 243 H Villanova | | 17 | 0 | |
| | | | | LAST 15 GAMES | | | | | | | | | | | | | | |
| | | | | | | 84 | A | Duke | | 4 | 3 | 46 | A | Clemson | | 10 | 2 | |
| | | | | | | 84 | A | Duke | | 9 | 1 | 46 | A | Clemson | | 3 | 2 | |
| | | | | | | 84 | A | Duke | | 6 | 1 | 46 | A | Clemson | | 5 | 2 | |
| | | | | | | 74 | H | FGCU | | 7 | 3 | | | | | | | |
| | | | | | | 169 | H | Alabama St. | | 6 | 3 | | | | | | | |

Non-Div. I Games:

Miami (FL)

| | | | | |
|-----|---|-------------|----|---|
| 169 | H | Alabama St. | 5 | 6 |
| 169 | H | Alabama St. | 11 | 1 |

M
i
a
m
i
(
F
L
)

M
i
a
m
i
(
F
L
)

| Average RPI Win: | 86 | WON-LOST RECORD | WINNING PCT. RANK | LAST 15 GAMES | STRENGTH OF SCHEDULE | OPP. STRENGTH OF SCHEDULE | TEAM RPI | ADJ RPI | CONF. RPI | ADJ CONF. RPI | | |
|------------------|----------|-----------------|-------------------|----------------|----------------------|---------------------------|----------|-------------|-----------|-------------------|-------|---|
| DIV. I ONLY | | 34-15-0 | .69388 | 28 | 8-7-0 | 10 | 2 | 11 | .58897 | 11 | 2 | 2 |
| DIV. I NON-CONF. | | 23-5-0 | .82143 | 13 | 3-0-0 | 62 | 4 | 3 | .60422 | 3 | 2 | 2 |
| <hr/> | | | | | | | | | | | | |
| TOTALS | RPI 1-25 | RPI 26-50 | | W-L RECORDS | | RPI 51-100 | | RPI 101-150 | | RPI 150+ | | |
| 34-15-0 | 6-7-0 | 9-5-0 | | OVERALL | | 10-2-0 | | 2-0-0 | | 7-1-0 | | |
| 21-10-0 | 1-6-0 | 7-3-0 | | HOME | | 4-0-0 | | 2-0-0 | | 7-1-0 | | |
| 10-5-0 | 3-1-0 | 1-2-0 | | AWAY | | 6-2-0 | | 0-0-0 | | 0-0-0 | | |
| 3-0-0 | 2-0-0 | 1-0-0 | | NEUTRAL | | 0-0-0 | | 0-0-0 | | 0-0-0 | | |
| 23-5-0 | 3-1-0 | 7-1-0 | | NON-CONFERENCE | | 4-2-0 | | 2-0-0 | | 7-1-0 | | |
| 16-3-0 | 0-1-0 | 6-1-0 | | HOME | | 1-0-0 | | 2-0-0 | | 7-1-0 | | |
| 4-2-0 | 1-0-0 | 0-0- | | AWAY | | 3-2-0 | | 0-0-0 | | 0-0-0 | | |
| 3-0-0 | 2-0-0 | 1-0-0 | | NEUTRAL | | 0-0-0 | | 0-0-0 | | 0-0-0 | | |
| 11-10-0 | 3-6-0 | 2-4-0 | | CONFERENCE | | 6-0-0 | | 0-0-0 | | 0-0-0 | | |
| 5-7-0 | 1-5-0 | 1-2-0 | | HOME | | 3-0-0 | | 0-0-0 | | 0-0-0 | | |
| 6-3-0 | 2-1-0 | 1-2-0 | | AWAY | | 3-0-0 | | 0-0-0 | | 0-0-0 | | |
| 0-0-0 | 0-0-0 | 0-0-0 | | NEUTRAL | | 0-0-0 | | 0-0-0 | | 0-0-0 | | |
| RPI | S | Opponent | Score | RPI | S | Opponent | Score | RPI | S | Opponent | Score | |
| 6 | A | Rice | 5 2 | 29 | A | West Virginia | 3 5 | 66 | A | California | 0 7 | |
| 6 | H | Rice | 2 7 | 29 | A | West Virginia | 2 0 | 66 | A | California | 6 2 | |
| 6 | N | Rice | 2 0 | 29 | A | West Virginia | 6 12 | 66 | A | California | 1 2 | |
| 8 | N | Houston | 3 2 | 32 | H | Stanford | 5 11 | 66 | A | California | 5 0 | |
| 13 | H | TCU | 0 3 | 32 | H | Stanford | 9 3 | 81 | A | Texas St. | 6 3 | |
| 13 | H | TCU | 1 3 | 32 | H | Stanford | 4 3 | 81 | H | Texas St. | 5 1 | |
| 13 | H | TCU | 0 2 | 33 | N | Sam Houston St. | 3 2 | 89 | A | Oklahoma | 10 8 | |
| 14 | A | Texas Tech | 11 1 | 37 | H | Dallas Baptist | 5 0 | 89 | A | Oklahoma | 7 2 | |
| 14 | A | Texas Tech | 4 8 | 38 | H | Kansas | 2 1 | 89 | A | Oklahoma | 8 1 | |
| 14 | A | Texas Tech | 5 2 | 38 | H | Kansas | 2 3 | 95 | H | Baylor | 5 4 | |
| 24 | H | Oklahoma St. | 3 0 | 38 | H | Kansas | 1 6 | 95 | H | Baylor | 6 3 | |
| 24 | H | Oklahoma St. | 1 2 | 43 | H | Columbia | 11 0 | 95 | H | Baylor | 4 0 | |
| 24 | H | Oklahoma St. | 3 8 | 43 | H | Columbia | 7 3 | | | | | |
| | | | | 43 | H | Columbia | 6 1 | | | | | |
| LAST 15 GAMES | | | | | | | | | | | | |
| | | | | 29 | A | West Virginia | 6 12 | 204 | H | Tex.-Pan American | 5 4 | |
| | | | | 29 | A | West Virginia | 2 0 | 13 | H | TCU | 1 3 | |
| | | | | 29 | A | West Virginia | 3 5 | 13 | H | TCU | 0 2 | |
| | | | | 296 | H | Prairie View | 6 3 | | | | | |
| | | | | 24 | H | Oklahoma St. | 3 8 | | | | | |

Non-Div. I Games:

Texas

| | | |
|-------------------|---|---|
| 24 H Oklahoma St. | 1 | 2 |
| 24 H Oklahoma St. | 3 | 0 |

T
e
x
a
s

T
e
x
a
s

| Average RPI Win: | | 118 | WON-LOST RECORD | | WINNING PCT. RANK | | LAST 15 GAMES | | STRENGTH OF SCHEDULE | | OPP. STRENGTH OF SCHEDULE | | TEAM RPI | | ADJ RPI | | CONF. RPI | | ADJ CONF. RPI | | | | | | |
|------------------|---|----------|-----------------|-----------|-------------------|----------------|---------------|------------|----------------------|-------------|---------------------------|----------|----------|--------------------|-----------|-------|-----------|-----|---------------|-----------------|----|----|--|--|--|
| DIV. I ONLY | | | 39-13-0 | | .75 11 | | 11-4-0 | | 48 | | 13 | | 12 | | .58878 12 | | 1 | | 1 | | | | | | |
| DIV. I NON-CONF. | | | 23-2-0 | | .92 1 | | 3-0-0 | | 158 | | 174 | | 9 | | .59828 9 | | 1 | | 1 | | | | | | |
| TOTALS | | RPI 1-25 | | RPI 26-50 | | W-L RECORDS | | RPI 51-100 | | RPI 101-150 | | RPI 150+ | | | | | | | | | | | | | |
| 39-13-0 | | 6-6-0 | | 8-4-0 | | OVERALL | | 4-1-0 | | 6-0-0 | | 15-2-0 | | | | | | | | | | | | | |
| 31-5-0 | | 5-4-0 | | 4-0-0 | | HOME | | 2-0-0 | | 6-0-0 | | 14-1-0 | | | | | | | | | | | | | |
| 7-8-0 | | 1-2-0 | | 3-4-0 | | AWAY | | 2-1-0 | | 0-0-0 | | 1-1-0 | | | | | | | | | | | | | |
| 1-0-0 | | 0-0-0 | | 1-0-0 | | NEUTRAL | | 0-0-0 | | 0-0-0 | | 0-0-0 | | | | | | | | | | | | | |
| 23-2-0 | | 0-0-0 | | 3-0-0 | | NON-CONFERENCE | | 2-0-0 | | 3-0-0 | | 15-2-0 | | | | | | | | | | | | | |
| 20-1-0 | | 0-0-0 | | 1-0-0 | | HOME | | 2-0-0 | | 3-0-0 | | 14-1-0 | | | | | | | | | | | | | |
| 2-1-0 | | 0-0-0 | | 1-0- | | AWAY | | 0-0-0 | | 0-0-0 | | 1-1-0 | | | | | | | | | | | | | |
| 1-0-0 | | 0-0-0 | | 1-0-0 | | NEUTRAL | | 0-0-0 | | 0-0-0 | | 0-0-0 | | | | | | | | | | | | | |
| 16-11-0 | | 6-6-0 | | 5-4-0 | | CONFERENCE | | 2-1-0 | | 3-0-0 | | 0-0-0 | | | | | | | | | | | | | |
| 11-4-0 | | 5-4-0 | | 3-0-0 | | HOME | | 0-0-0 | | 3-0-0 | | 0-0-0 | | | | | | | | | | | | | |
| 5-7-0 | | 1-2-0 | | 2-4-0 | | AWAY | | 2-1-0 | | 0-0-0 | | 0-0-0 | | | | | | | | | | | | | |
| 0-0-0 | | 0-0-0 | | 0-0-0 | | NEUTRAL | | 0-0-0 | | 0-0-0 | | 0-0-0 | | | | | | | | | | | | | |
| RPI | S | Opponent | | Score | | RPI | S | Opponent | | Score | | RPI | S | Opponent | | Score | | | | | | | | | |
| 3 | H | Florida | | 3 | 4 | 44 | H | Tennessee | | 8 | 0 | 68 | A | Auburn | | 3 | 2 | 118 | H | Bucknell | 12 | 2 | | | |
| 3 | H | Florida | | 4 | 1 | 44 | H | Tennessee | | 9 | 6 | 68 | A | Auburn | | 4 | 3 | 118 | H | Bucknell | 17 | 4 | | | |
| 3 | H | Florida | | 5 | 6 | 44 | H | Tennessee | | 3 | 2 | 68 | A | Auburn | | 2 | 4 | 118 | H | Bucknell | 12 | 0 | | | |
| 15 | H | Ole Miss | | 5 | 4 | 45 | A | Georgia | | 3 | 5 | 73 | H | Col. of Charleston | | 4 | 2 | 119 | H | Missouri | 3 | 1 | | | |
| 15 | H | Ole Miss | | 4 | 6 | 45 | A | Georgia | | 1 | 3 | 90 | H | Davidson | | 8 | 0 | 119 | H | Missouri | 2 | 1 | | | |
| 15 | H | Ole Miss | | 3 | 1 | 45 | A | Georgia | | 5 | 2 | | | | | | | 119 | H | Missouri | 8 | 2 | | | |
| 19 | A | Kentucky | | 1 | 2 | 46 | A | Clemson | | 5 | 3 | | | | | | | 179 | H | Stetson | 7 | 1 | | | |
| 19 | A | Kentucky | | 5 | 13 | 46 | H | Clemson | | 9 | 6 | | | | | | | 179 | H | Stetson | 4 | 2 | | | |
| 19 | A | Kentucky | | 8 | 3 | 46 | N | Clemson | | 10 | 2 | | | | | | | 181 | A | Furman | 9 | 2 | | | |
| 21 | H | Alabama | | 9 | 3 | 50 | A | Arkansas | | 0 | 7 | | | | | | | 181 | H | Furman | 5 | 0 | | | |
| 21 | H | Alabama | | 1 | 2 | 50 | A | Arkansas | | 2 | 1 | | | | | | | 183 | H | Appalachian St. | 2 | 1 | | | |
| 21 | H | Alabama | | 9 | 3 | 50 | A | Arkansas | | 1 | 4 | | | | | | | 186 | H | Coastal Caro. | 4 | 0 | | | |
| | | | | | | | | | | | | | | | | | | 196 | H | Eastern Ky. | 4 | 0 | | | |
| | | | | | | | | | | | | | | | | | | 196 | H | Eastern Ky. | 2 | 0 | | | |
| | | | | | | | | | | | | | | | | | | 196 | H | Eastern Ky. | 6 | 0 | | | |
| | | | | | | | | | | | | | | | | | | 202 | A | Citadel | 8 | 10 | | | |
| | | | | | | | | | | | | | | | | | | 205 | H | Wofford | 15 | 1 | | | |
| | | | | | | | | | | | | | | | | | | 207 | H | Charleston So. | 1 | 4 | | | |
| | | | | | | | | | | | | | | | | | | 234 | H | Presbyterian | 4 | 0 | | | |
| | | | | | | | | | | | | | | | | | | 247 | H | Brown | 13 | 0 | | | |
| | | | | | | | | | | | | | | | | | | 247 | H | Brown | 1 | 0 | | | |
| | | | | | | | | | | | | | | | | | | 247 | H | Brown | 8 | 0 | | | |
| | | | | | | | | | | | | | | | | | | 261 | H | USC Upstate | 6 | 1 | | | |
| | | | | | | LAST 15 GAMES | | | | | | | | | | | | | | | | | | | |
| | | | | | | 119 H Missouri | | | | | | 2 | 1 | 21 H Alabama | | | | | | 9 | 3 | | | | |
| | | | | | | 119 H Missouri | | | | | | 3 | 1 | 21 H Alabama | | | | | | 1 | 2 | | | | |
| | | | | | | 119 H Missouri | | | | | | 8 | 2 | 21 H Alabama | | | | | | 9 | 3 | | | | |
| | | | | | | 205 H Wofford | | | | | | 15 | 1 | | | | | | | | | | | | |
| | | | | | | 45 A Georgia | | | | | | 3 | 5 | | | | | | | | | | | | |

Non-Div. I Games:

South Carolina

| | | |
|--------------|---|---|
| 45 A Georgia | 5 | 2 |
| 45 A Georgia | 1 | 3 |

S
o
u
t
h
C
a
r
o
l
l
i
n
a

S
o
u
t
h
C
a
r
o
l
l
i
n
a

TCU

TCU

| | | | | |
|-----|---|-------------------|----|---|
| 98 | H | Kansas St. | 5 | 0 |
| 166 | A | Stephen F. Austin | 14 | 4 |

T
C
U

T
C
U

| Average RPI Win: | | 128 | WON-LOST RECORD | | WINNING PCT. RANK | LAST 15 GAMES | STRENGTH OF SCHEDULE | | OPP. STRENGTH OF SCHEDULE | TEAM RPI | ADJ RPI | CONF. RPI | ADJ CONF. RPI | | | | |
|-------------------|---|----------------|-----------------|-----------|-------------------|----------------|----------------------|-----------------|---------------------------|-------------|---------|-----------|---------------|--------------|--|-------|---|
| Average RPI Loss: | | 42 | | | | | | | | | | | | | | | |
| DIV. I ONLY | | | 37-16-0 | | .69811 | 27 | 14 | | 53 | 14 | .58804 | 14 | 2 | 2 | | | |
| DIV. I NON-CONF. | | | 26-5-0 | | .83871 | 9 | 56 | | 155 | 10 | .59806 | 10 | 2 | 2 | | | |
| TOTALS | | RPI 1-25 | | RPI 26-50 | | W-L RECORDS | | RPI 51-100 | | RPI 101-150 | | RPI 150+ | | | | | |
| 37-16-0 | | 8-8-0 | | 2-4-0 | | OVERALL | | 13-3-0 | | 0-0-0 | | 14-1-0 | | | | | |
| 28-4-0 | | 4-3-0 | | 1-0-0 | | HOME | | 10-0-0 | | 0-0-0 | | 13-1-0 | | | | | |
| 7-9-0 | | 3-3-0 | | 1-3-0 | | AWAY | | 2-3-0 | | 0-0-0 | | 1-0-0 | | | | | |
| 2-3-0 | | 1-2-0 | | 0-1-0 | | NEUTRAL | | 1-0-0 | | 0-0-0 | | 0-0-0 | | | | | |
| 26-5-0 | | 4-2-0 | | 2-1-0 | | NON-CONFERENCE | | 6-1-0 | | 0-0-0 | | 14-1-0 | | | | | |
| 21-2-0 | | 3-1-0 | | 1-0-0 | | HOME | | 4-0-0 | | 0-0-0 | | 13-1-0 | | | | | |
| 3-1-0 | | 0-0-0 | | 1-0- | | AWAY | | 1-1-0 | | 0-0-0 | | 1-0-0 | | | | | |
| 2-2-0 | | 1-1-0 | | 0-1-0 | | NEUTRAL | | 1-0-0 | | 0-0-0 | | 0-0-0 | | | | | |
| 11-11-0 | | 4-6-0 | | 0-3-0 | | CONFERENCE | | 7-2-0 | | 0-0-0 | | 0-0-0 | | | | | |
| 7-2-0 | | 1-2-0 | | 0-0-0 | | HOME | | 6-0-0 | | 0-0-0 | | 0-0-0 | | | | | |
| 4-8-0 | | 3-3-0 | | 0-3-0 | | AWAY | | 1-2-0 | | 0-0-0 | | 0-0-0 | | | | | |
| 0-1-0 | | 0-1-0 | | 0-0-0 | | NEUTRAL | | 0-0-0 | | 0-0-0 | | 0-0-0 | | | | | |
| RPI | S | Opponent | | Score | | RPI | S | Opponent | | Score | | RPI | S | Opponent | | Score | |
| 5 | H | Indiana | | 0 | 1 | 33 | N | Sam Houston St. | | 6 | 10 | 53 | A | New Mexico | | 3 | 4 |
| 5 | H | Indiana | | 10 | 5 | 37 | A | Dallas Baptist | | 18 | 3 | 53 | H | New Mexico | | 9 | 3 |
| 5 | H | Indiana | | 7 | 0 | 37 | H | Dallas Baptist | | 5 | 4 | 53 | N | New Mexico | | 6 | 3 |
| 5 | H | Indiana | | 6 | 2 | 38 | A | Kansas | | 1 | 4 | 78 | A | Oral Roberts | | 4 | 1 |
| 6 | N | Rice | | 2 | 1 | 38 | A | Kansas | | 4 | 6 | 78 | H | Oral Roberts | | 4 | 1 |
| 8 | N | Houston | | 0 | 9 | 38 | A | Kansas | | 3 | 11 | 78 | H | Oral Roberts | | 3 | 2 |
| 11 | H | Texas | | 8 | 4 | | | | | | | 78 | H | Oral Roberts | | 7 | 2 |
| 11 | H | Texas | | 2 | 5 | | | | | | | 89 | H | Oklahoma | | 14 | 4 |
| 11 | H | Texas | | 1 | 11 | | | | | | | 89 | H | Oklahoma | | 9 | 5 |
| 13 | A | TCU | | 12 | 2 | | | | | | | 89 | H | Oklahoma | | 14 | 4 |
| 13 | A | TCU | | 0 | 9 | | | | | | | 95 | A | Baylor | | 7 | 1 |
| 13 | A | TCU | | 10 | 2 | | | | | | | 95 | A | Baylor | | 1 | 2 |
| 13 | N | TCU | | 0 | 4 | | | | | | | 95 | A | Baylor | | 0 | 1 |
| 24 | A | Oklahoma St. | | 1 | 3 | | | | | | | 98 | H | Kansas St. | | 7 | 4 |
| 24 | A | Oklahoma St. | | 16 | 6 | | | | | | | 98 | H | Kansas St. | | 4 | 3 |
| 24 | A | Oklahoma St. | | 3 | 8 | | | | | | | 98 | H | Kansas St. | | 11 | 7 |
| LAST 15 GAMES | | | | | | | | | | | | | | | | | |
| 37 | A | Dallas Baptist | | 18 | 3 | 89 | H | Oklahoma | | 9 | 5 | | | | | | |
| 38 | A | Kansas | | 1 | 4 | 13 | N | TCU | | 0 | 4 | | | | | | |
| 38 | A | Kansas | | 4 | 6 | 53 | A | New Mexico | | 3 | 4 | | | | | | |
| 38 | A | Kansas | | 3 | 11 | | | | | | | | | | | | |
| 78 | A | Oral Roberts | | 4 | 1 | | | | | | | | | | | | |

Non-Div. I Games:

Texas Tech

| | | |
|---------------|----|---|
| 89 H Oklahoma | 14 | 4 |
| 89 H Oklahoma | 14 | 4 |

T
e
x
a
s
T
e
c
h

T
e
x
a
s
T
e
c
h

| Average RPI Win: 106 | | WON-LOST | WINNING | LAST 15 | STRENGTH OF | | OPP. STRENGTH | TEAM | ADJ | CONF. | ADJ CONF. |
|----------------------|----------------|------------------|---------------|-----------------|-------------------|-------|----------------|------------------|-------------|------------------|------------------|
| Average RPI Loss: 48 | | RECORD | PCT. RANK | GAMES | SCHEDULE | | OF SCHEDULE | RPI | RPI | RPI | RPI |
| DIV. I ONLY | | 37-15-0 | .71154 | 23 | 9-6-0 | | 30 | 4 | 15 | .58606 | 15 |
| DIV. I NON-CONF. | | 20-4-0 | .83333 | 11 | 0-1-0 | | 159 | 46 | 22 | .57457 | 22 |
| TOTALS | | RPI 1-25 | RPI 26-50 | | W-L RECORDS | | RPI 51-100 | | RPI 101-150 | | RPI 150+ |
| 37-15-0 | | 5-7-0 | 9-4-0 | | OVERALL | | 4-2-0 | | 6-1-0 | | 13-1-0 |
| 25-7-0 | | 1-2-0 | 7-2-0 | | HOME | | 4-1-0 | | 3-1-0 | | 10-1-0 |
| 12-6-0 | | 4-5-0 | 2-1-0 | | AWAY | | 0-0-0 | | 3-0-0 | | 3-0-0 |
| 0-2-0 | | 0-0-0 | 0-1-0 | | NEUTRAL | | 0-1-0 | | 0-0-0 | | 0-0-0 |
| 20-4-0 | | 0-0-0 | 3-0-0 | | NON-CONFERENCE | | 1-2-0 | | 3-1-0 | | 13-1-0 |
| 14-3-0 | | 0-0-0 | 3-0-0 | | HOME | | 1-1-0 | | 0-1-0 | | 10-1-0 |
| 6-0-0 | | 0-0-0 | 0-0-0 | | AWAY | | 0-0-0 | | 3-0-0 | | 3-0-0 |
| 0-1-0 | | 0-0-0 | 0-0-0 | | NEUTRAL | | 0-1-0 | | 0-0-0 | | 0-0-0 |
| 17-11-0 | | 5-7-0 | 6-4-0 | | CONFERENCE | | 3-0-0 | | 3-0-0 | | 0-0-0 |
| 11-4-0 | | 1-2-0 | 4-2-0 | | HOME | | 3-0-0 | | 3-0-0 | | 0-0-0 |
| 6-6-0 | | 4-5-0 | 2-1-0 | | AWAY | | 0-0-0 | | 0-0-0 | | 0-0-0 |
| 0-1-0 | | 0-0-0 | 0-1-0 | | NEUTRAL | | 0-0-0 | | 0-0-0 | | 0-0-0 |
| RPI S | Opponent | Score | RPI S | Opponent | Score | RPI S | Opponent | Score | RPI S | Opponent | Score |
| 12 A | South Carolina | 1 3 | 42 A | Mississippi St. | 12 2 | 60 H | Arkansas St. | 4 3 | 106 A | Southeastern La. | 8 3 |
| 12 A | South Carolina | 6 4 | 42 A | Mississippi St. | 5 6 | 67 H | Southern Miss. | 6 7 | 106 A | Southeastern La. | 2 1 |
| 12 A | South Carolina | 4 5 | 42 A | Mississippi St. | 6 1 | 67 N | Southern Miss. | 3 5 | 110 A | Memphis | 9 1 |
| 19 A | Kentucky | 9 6 | 42 N | Mississippi St. | 3 8 | 68 H | Auburn | 5 1 | 110 H | Memphis | 1 4 |
| 19 A | Kentucky | 12 4 | 45 H | Georgia | 0 2 | 68 H | Auburn | 6 0 | 119 H | Missouri | 8 3 |
| 19 A | Kentucky | 18 5 | 45 H | Georgia | 12 2 | 68 H | Auburn | 8 5 | 119 H | Missouri | 7 1 |
| 20 H | LSU | 5 1 | 45 H | Georgia | 2 1 | | | | 119 H | Missouri | 4 3 |
| 20 H | LSU | 0 2 | 48 H | UCF | 5 4 | | | | 156 H | UALR | 2 1 |
| 20 H | LSU | 3 4 | 48 H | UCF | 9 2 | | | | 156 H | UALR | 11 1 |
| 21 A | Alabama | 5 6 | 48 H | UCF | 4 3 | | | | 156 H | UALR | 11 5 |
| 21 A | Alabama | 6 7 | 50 H | Arkansas | 1 11 | | | | 167 H | La.-Monroe | 5 4 |
| 21 A | Alabama | 1 3 | 50 H | Arkansas | 3 2 | | | | 167 H | La.-Monroe | 4 3 |
| | | | 50 H | Arkansas | 7 4 | | | | 173 H | Georgia St. | 3 0 |
| | | | | | | | | | 173 H | Georgia St. | 4 6 |
| | | | | | | | | | 173 H | Georgia St. | 9 1 |
| | | | | | | | | | 179 A | Stetson | 8 2 |
| | | | | | | | | | 179 A | Stetson | 11 1 |
| | | | | | | | | | 179 A | Stetson | 7 0 |
| | | | | | | | | | 236 H | Murray St. | 8 5 |
| | | | | | | | | | 269 H | Ark.-Pine Bluff | 11 1 |
| | | | | | | | | | 284 H | UT Martin | 6 0 |
| | | | LAST 15 GAMES | | | | | | | | |
| | | | 45 H | Georgia | 2 1 | 19 A | Kentucky | 9 6 | | | |
| | | | 45 H | Georgia | 0 2 | 19 A | Kentucky | 18 5 | | | |
| | | | 45 H | Georgia | 12 2 | 19 A | Kentucky | 12 4 | | | |
| | | | 50 H | Arkansas | 1 11 | | | | | | |
| | | | 50 H | Arkansas | 7 4 | | | | | | |

Non-Div. I Games:

Ole Miss

| | | | | |
|----|---|----------------|---|---|
| 50 | H | Arkansas | 3 | 2 |
| 67 | H | Southern Miss. | 6 | 7 |

O
l
e
M
i
s
s

O
l
e
M
i
s
s

| | | | | | | |
|----|------------------|-----|----|-----------------|-------|---|
| | | RPI | S | Opponent | Score | |
| 69 | A UC Riverside | 7 | 5 | 98 H Kansas St. | 3 | 0 |
| 69 | A UC Riverside | 3 | 7 | | | |
| | | | | | | |
| | | | | | | |
| | | | | | | |
| | | | | | | |
| | | | | | | |
| | | | | | | |
| | | | | | | |
| 40 | A Pepperdine | 4 | 11 | | | |
| 52 | A Long Beach St. | 0 | 1 | | | |
| 52 | A Long Beach St. | 2 | 7 | | | |

C
a
l
P
o
l
y

C
a
l
P
o
l
y

| Average RPI Win: 140 | | WON-LOST | WINNING | LAST 15 | STRENGTH OF | | OPP. STRENGTH | TEAM | ADJ | | CONF. | ADJ CONF. | | | |
|----------------------|------------|----------|-----------|---------------|----------------|-------|---------------|-------|----------------|--------|----------|-----------|---------------|-------|---|
| Average RPI Loss: 65 | | RECORD | PCT. RANK | GAMES | SCHEDULE | | OF SCHEDULE | RPI | RPI | | RPI | RPI | | | |
| DIV. I ONLY | | 33-13-0 | .71739 | 21 | 12-3-0 | | 71 | 82 | 17 | .58179 | 17 | 6 | 6 | | |
| DIV. I NON-CONF. | | 21-7-0 | .75 | 26 | 5-2-0 | | 130 | 59 | 15 | .58776 | 15 | 6 | 7 | | |
| TOTALS | | RPI 1-25 | RPI 26-50 | | W-L RECORDS | | RPI 51-100 | | RPI 101-150 | | RPI 150+ | | | | |
| 33-13-0 | | 1-2-0 | 2-1-0 | | OVERALL | | 9-9-0 | | 7-0-0 | | 14-1-0 | | | | |
| 15-3-0 | | 1-0-0 | 2-1-0 | | HOME | | 1-2-0 | | 6-0-0 | | 5-0-0 | | | | |
| 15-9-0 | | 0-2-0 | 0-0-0 | | AWAY | | 6-6-0 | | 0-0-0 | | 9-1-0 | | | | |
| 3-1-0 | | 0-0-0 | 0-0-0 | | NEUTRAL | | 2-1-0 | | 1-0-0 | | 0-0-0 | | | | |
| 21-7-0 | | 1-2-0 | 0-0-0 | | NON-CONFERENCE | | 7-5-0 | | 1-0-0 | | 12-0-0 | | | | |
| 6-0-0 | | 1-0-0 | 0-0-0 | | HOME | | 0-0-0 | | 0-0-0 | | 5-0-0 | | | | |
| 12-6-0 | | 0-2-0 | 0-0- | | AWAY | | 5-4-0 | | 0-0-0 | | 7-0-0 | | | | |
| 3-1-0 | | 0-0-0 | 0-0-0 | | NEUTRAL | | 2-1-0 | | 1-0-0 | | 0-0-0 | | | | |
| 12-6-0 | | 0-0-0 | 2-1-0 | | CONFERENCE | | 2-4-0 | | 6-0-0 | | 2-1-0 | | | | |
| 9-3-0 | | 0-0-0 | 2-1-0 | | HOME | | 1-2-0 | | 6-0-0 | | 0-0-0 | | | | |
| 3-3-0 | | 0-0-0 | 0-0-0 | | AWAY | | 1-2-0 | | 0-0-0 | | 2-1-0 | | | | |
| 0-0-0 | | 0-0-0 | 0-0-0 | | NEUTRAL | | 0-0-0 | | 0-0-0 | | 0-0-0 | | | | |
| RPI S | Opponent | Score | | RPI S | Opponent | Score | | RPI S | Opponent | Score | | RPI S | Opponent | Score | |
| 5 A | Indiana | 4 | 8 | 37 H | Dallas Baptist | 6 | 5 | 54 A | Illinois | 0 | 8 | 107 H | Wichita St. | 5 | 4 |
| 5 H | Indiana | 12 | 8 | 37 H | Dallas Baptist | 3 | 2 | 55 A | Ball St. | 9 | 7 | 107 H | Wichita St. | 3 | 2 |
| 7 A | Vanderbilt | 2 | 6 | 37 H | Dallas Baptist | 5 | 8 | 56 A | Evansville | 4 | 1 | 107 H | Wichita St. | 3 | 0 |
| | | | | | | | | 56 A | Evansville | 2 | 5 | 117 N | UConn | 3 | 0 |
| | | | | | | | | 56 A | Evansville | 2 | 5 | 125 H | Missouri St. | 6 | 5 |
| | | | | | | | | 58 H | Illinois St. | 9 | 2 | 125 H | Missouri St. | 4 | 3 |
| | | | | | | | | 58 H | Illinois St. | 1 | 11 | 125 H | Missouri St. | 10 | 7 |
| | | | | | | | | 58 H | Illinois St. | 2 | 5 | 151 A | Eastern Ill. | 6 | 4 |
| | | | | | | | | 68 N | Auburn | 0 | 4 | 172 A | Lipscomb | 10 | 6 |
| | | | | | | | | 76 A | Canisius | 8 | 4 | 193 A | Southern Ill. | 1 | 2 |
| | | | | | | | | 76 A | Canisius | 4 | 5 | 193 A | Southern Ill. | 5 | 4 |
| | | | | | | | | 76 A | Canisius | 1 | 3 | 193 A | Southern Ill. | 5 | 4 |
| | | | | | | | | 88 A | Middle Tenn. | 9 | 0 | 197 H | Purdue | 10 | 3 |
| | | | | | | | | 97 A | UNC Wilmington | 2 | 3 | 200 H | Western Ill. | 8 | 5 |
| | | | | | | | | 97 A | UNC Wilmington | 11 | 5 | 200 H | Western Ill. | 7 | 4 |
| | | | | | | | | 97 A | UNC Wilmington | 6 | 1 | 200 H | Western Ill. | 4 | 2 |
| | | | | | | | | 100 N | Ohio St. | 8 | 6 | 201 A | Belmont | 4 | 2 |
| | | | | | | | | 100 N | Ohio St. | 7 | 3 | 238 H | Austin Peay | 3 | 0 |
| | | | | | | | | | | | | 251 A | Butler | 2 | 1 |
| | | | | | | | | | | | | 267 A | New Orleans | 10 | 3 |
| | | | | | | | | | | | | 267 A | New Orleans | 11 | 4 |
| | | | | | | | | | | | | 267 A | New Orleans | 8 | 7 |
| | | | | LAST 15 GAMES | | | | | | | | | | | |
| | | | | 125 H | Missouri St. | 4 | 3 | 251 A | Butler | 2 | 1 | | | | |
| | | | | 125 H | Missouri St. | 6 | 5 | 197 H | Purdue | 10 | 3 | | | | |
| | | | | 125 H | Missouri St. | 10 | 7 | 76 A | Canisius | 8 | 4 | | | | |
| | | | | 55 A | Ball St. | 9 | 7 | | | | | | | | |
| | | | | 37 H | Dallas Baptist | 3 | 2 | | | | | | | | |

Non-Div. I Games:

Indiana St.

| | | |
|---------------------|---|---|
| 37 H Dallas Baptist | 5 | 8 |
| 37 H Dallas Baptist | 6 | 5 |

I
n
d
i
a
n
a
S
t
.

I
n
d
i
a
n
a
S
t
.

[illegible]

Non-Div. I Games:

Louisville

| | | |
|------------------|---|---|
| 143 A South Fla. | 3 | 1 |
| 143 A South Fla. | 3 | 2 |

| RPI | S | Opponent | Score | |
|-----|---|----------|-------|---|
| 251 | H | Butler | 15 | 1 |

Louisville

L
o
u
i
s
v
i
l
l
e

L
o
u
i
s
v
i
l
l
e

| Average RPI Win: 82 | | WON-LOST | WINNING | LAST 15 | STRENGTH OF | | OPP. STRENGTH | TEAM | ADJ | CONF. | ADJ CONF. |
|----------------------|----------------|----------|-----------|---------------|----------------|-------|---------------|-------|----------------|--------|-----------|
| Average RPI Loss: 59 | | RECORD | PCT. RANK | GAMES | SCHEDULE | | OF SCHEDULE | RPI | RPI | RPI | RPI |
| DIV. I ONLY | | 30-20-0 | .6 | 74 | 7-8-0 | | 3 | 18 | 19 | .57792 | 19 |
| DIV. I NON-CONF. | | 18-5-0 | .78261 | 20 | 2-0-0 | | 13 | 168 | 6 | .60278 | 6 |
| TOTALS | | RPI 1-25 | RPI 26-50 | | W-L RECORDS | | RPI 51-100 | | RPI 101-150 | | RPI 150+ |
| 30-20-0 | | 9-10-0 | 4-3-0 | | OVERALL | | 7-2-0 | | 5-3-0 | | 5-2-0 |
| 19-10-0 | | 5-5-0 | 0-0-0 | | HOME | | 5-2-0 | | 4-2-0 | | 5-1-0 |
| 8-9-0 | | 3-5-0 | 4-3-0 | | AWAY | | 1-0-0 | | 0-0-0 | | 0-1-0 |
| 3-1-0 | | 1-0-0 | 0-0-0 | | NEUTRAL | | 1-0-0 | | 1-1-0 | | 0-0-0 |
| 18-5-0 | | 3-1-0 | 1-0-0 | | NON-CONFERENCE | | 5-1-0 | | 4-1-0 | | 5-2-0 |
| 12-2-0 | | 1-0-0 | 0-0-0 | | HOME | | 3-1-0 | | 3-0-0 | | 5-1-0 |
| 3-2-0 | | 1-1-0 | 1-0- | | AWAY | | 1-0-0 | | 0-0-0 | | 0-1-0 |
| 3-1-0 | | 1-0-0 | 0-0-0 | | NEUTRAL | | 1-0-0 | | 1-1-0 | | 0-0-0 |
| 12-15-0 | | 6-9-0 | 3-3-0 | | CONFERENCE | | 2-1-0 | | 1-2-0 | | 0-0-0 |
| 7-8-0 | | 4-5-0 | 0-0-0 | | HOME | | 2-1-0 | | 1-2-0 | | 0-0-0 |
| 5-7-0 | | 2-4-0 | 3-3-0 | | AWAY | | 0-0-0 | | 0-0-0 | | 0-0-0 |
| 0-0-0 | | 0-0-0 | 0-0-0 | | NEUTRAL | | 0-0-0 | | 0-0-0 | | 0-0-0 |
| RPI S | Opponent | Score | | RPI S | Opponent | Score | | RPI S | Opponent | Score | |
| 1 N | Virginia | 8 | 3 | 28 A | Old Dominion | 7 | 5 | 55 H | Ball St. | 26 | 3 |
| 3 H | Florida | 9 | 8 | 35 A | Texas A&M | 11 | 4 | 55 H | Ball St. | 24 | 1 |
| 3 H | Florida | 10 | 11 | 35 A | Texas A&M | 6 | 3 | 55 H | Ball St. | 8 | 10 |
| 3 H | Florida | 17 | 1 | 35 A | Texas A&M | 2 | 14 | 64 N | Saint Joseph's | 16 | 2 |
| 5 A | Indiana | 2 | 7 | 44 A | Tennessee | 15 | 1 | 68 H | Auburn | 1 | 8 |
| 7 A | Vanderbilt | 3 | 9 | 44 A | Tennessee | 2 | 8 | 68 H | Auburn | 6 | 5 |
| 7 A | Vanderbilt | 2 | 6 | 44 A | Tennessee | 1 | 5 | 68 H | Auburn | 6 | 3 |
| 7 A | Vanderbilt | 4 | 2 | | | | | 92 H | Western Ky. | 10 | 3 |
| 12 H | South Carolina | 2 | 1 | | | | | 97 A | UNC Wilmington | 10 | 4 |
| 12 H | South Carolina | 3 | 8 | | | | | | | | |
| 12 H | South Carolina | 13 | 5 | | | | | | | | |
| 15 H | Ole Miss | 5 | 18 | | | | | | | | |
| 15 H | Ole Miss | 4 | 12 | | | | | | | | |
| 15 H | Ole Miss | 6 | 9 | | | | | | | | |
| 18 A | Louisville | 4 | 2 | | | | | | | | |
| 18 H | Louisville | 8 | 3 | | | | | | | | |
| 21 A | Alabama | 0 | 3 | | | | | | | | |
| 21 A | Alabama | 7 | 2 | | | | | | | | |
| 21 A | Alabama | 3 | 5 | | | | | | | | |
| | | | | LAST 15 GAMES | | | | | | | |
| | | | | 68 H | Auburn | 6 | 5 | 15 H | Ole Miss | 5 | 18 |
| | | | | 68 H | Auburn | 1 | 8 | 15 H | Ole Miss | 4 | 12 |
| | | | | 68 H | Auburn | 6 | 3 | 123 H | Tennessee Tech | 15 | 13 |
| | | | | 44 A | Tennessee | 1 | 5 | | | | |
| | | | | 44 A | Tennessee | 2 | 8 | | | | |

Non-Div. I Games:

Kentucky

| | | | | |
|----|---|-----------|----|---|
| 44 | A | Tennessee | 15 | 1 |
| 15 | H | Ole Miss | 6 | 9 |

K
e
n
t
u
c
k
y

K
e
n
t
u
c
k
y

| Average RPI Win: 132 | | WON-LOST RECORD | WINNING PCT. RANK | LAST 15 GAMES | STRENGTH OF SCHEDULE | OPP. STRENGTH OF SCHEDULE | TEAM RPI | ADJ RPI | CONF. RPI | ADJ CONF. RPI | | | | | | | |
|----------------------|---|--------------------|----------------------|------------------|-------------------------|------------------------------|-------------|-----------------|--------------|------------------|---|----------|---|------------------------|--|-------|--|
| Average RPI Loss: 45 | | | | | | | | | | | | | | | | | |
| DIV. I ONLY | | 36-14-1 | .71569 | 22 | 9-6-0 | 63 | 26 | 20 | .57617 | 20 | 1 | 1 | | | | | |
| DIV. I NON-CONF. | | 22-3-0 | .88 | 3 | 3-0-0 | 276 | 194 | 40 | .5509 | 40 | 1 | 1 | | | | | |
| <hr/> | | | | | | | | | | | | | | | | | |
| TOTALS | | RPI 1-25 | | RPI 26-50 | | W-L RECORDS | | RPI 51-100 | | RPI 101-150 | | RPI 150+ | | | | | |
| 36-14-1 | | 4-8-0 | | 10-4-1 | | OVERALL | | 1-0-0 | | 7-0-0 | | 14-2-0 | | | | | |
| 28-5-1 | | 1-2-0 | | 9-2-1 | | HOME | | 0-0-0 | | 5-0-0 | | 13-1-0 | | | | | |
| 7-9-0 | | 3-6-0 | | 1-2-0 | | AWAY | | 0-0-0 | | 2-0-0 | | 1-1-0 | | | | | |
| 1-0-0 | | 0-0-0 | | 0-0-0 | | NEUTRAL | | 1-0-0 | | 0-0-0 | | 0-0-0 | | | | | |
| <hr/> | | | | | | | | | | | | | | | | | |
| 22-3-0 | | 0-1-0 | | 0-0-0 | | NON-CONFERENCE | | 1-0-0 | | 7-0-0 | | 14-2-0 | | | | | |
| 18-2-0 | | 0-1-0 | | 0-0-0 | | HOME | | 0-0-0 | | 5-0-0 | | 13-1-0 | | | | | |
| 3-1-0 | | 0-0-0 | | 0-0- | | AWAY | | 0-0-0 | | 2-0-0 | | 1-1-0 | | | | | |
| 1-0-0 | | 0-0-0 | | 0-0-0 | | NEUTRAL | | 1-0-0 | | 0-0-0 | | 0-0-0 | | | | | |
| <hr/> | | | | | | | | | | | | | | | | | |
| 14-11-1 | | 4-7-0 | | 10-4-1 | | CONFERENCE | | 0-0-0 | | 0-0-0 | | 0-0-0 | | | | | |
| 10-3-1 | | 1-1-0 | | 9-2-1 | | HOME | | 0-0-0 | | 0-0-0 | | 0-0-0 | | | | | |
| 4-8-0 | | 3-6-0 | | 1-2-0 | | AWAY | | 0-0-0 | | 0-0-0 | | 0-0-0 | | | | | |
| 0-0-0 | | 0-0-0 | | 0-0-0 | | NEUTRAL | | 0-0-0 | | 0-0-0 | | 0-0-0 | | | | | |
| <hr/> | | | | | | | | | | | | | | | | | |
| RPI | S | Opponent | | Score | | RPI | S | Opponent | | Score | | RPI | S | Opponent | | Score | |
| 3 | A | Florida | | 2 6 | | 35 | A | Texas A&M | | 5 4 | | 67 | N | Southern Miss. | | 13 5 | |
| 3 | A | Florida | | 7 11 | | 35 | A | Texas A&M | | 2 3 | | | | 106 A Southeastern La. | | 7 3 | |
| 3 | A | Florida | | 1 2 | | 35 | A | Texas A&M | | 3 4 | | | | 127 H Virginia Tech | | 9 0 | |
| 7 | A | Vanderbilt | | 3 9 | | 42 | H | Mississippi St. | | 3 0 | | | | 133 A Northwestern St. | | 8 1 | |
| 7 | A | Vanderbilt | | 4 2 | | 42 | H | Mississippi St. | | 2 1 | | | | 137 H South Ala. | | 9 0 | |
| 7 | A | Vanderbilt | | 3 5 | | 42 | H | Mississippi St. | | 17 4 | | | | 140 H McNeese St. | | 10 3 | |
| 9 | H | La.-Lafayette | | 1 4 | | 44 | H | Tennessee | | 8 7 | | | | 141 H Sacred Heart | | 8 1 | |
| 15 | A | Ole Miss | | 1 5 | | 44 | H | Tennessee | | 3 6 | | | | 144 H Nicholls St. | | 5 3 | |
| 15 | A | Ole Miss | | 2 0 | | 44 | H | Tennessee | | 9 4 | | | | 158 A Tulane | | 2 3 | |
| 15 | A | Ole Miss | | 4 3 | | 44 | H | Tennessee | | 9 4 | | | | 158 H Tulane | | 6 0 | |
| 21 | H | Alabama | | 1 5 | | 45 | H | Georgia | | 2 2 | | | | 162 H Lamar | | 5 0 | |
| 21 | H | Alabama | | 2 0 | | 45 | H | Georgia | | 4 0 | | | | 185 H Toledo | | 15 1 | |
| | | | | | | 45 | H | Georgia | | 2 1 | | | | 197 H Purdue | | 7 3 | |
| | | | | | | 50 | H | Arkansas | | 5 4 | | | | 197 H Purdue | | 10 0 | |
| | | | | | | 50 | H | Arkansas | | 5 3 | | | | 197 H Purdue | | 4 2 | |
| | | | | | | 50 | H | Arkansas | | 4 10 | | | | 235 H Yale | | 19 0 | |
| | | | | | | | | | | | | | | 235 H Yale | | 7 8 | |
| | | | | | | | | | | | | | | 235 H Yale | | 3 0 | |
| | | | | | | | | | | | | | | 267 A New Orleans | | 7 4 | |
| | | | | | | | | | | | | | | 267 H New Orleans | | 2 0 | |
| | | | | | | | | | | | | | | 276 H Texas Southern | | 4 1 | |
| | | | | | | | | | | | | | | 295 H Alcorn | | 9 7 | |
| | | | | | | | | | | | | | | 299 H Grambling | | 6 0 | |
| | | | | | | | | | | | | | | 301 H Southern U. | | 8 0 | |
| | | | | | | | | | | | | | | | | | |
| | | | | | | | | | | | | | | | | | |
| | | | | | | | | | | | | | | | | | |
| | | | | | | | | | | | | | | | | | |
| | | | | | | | | | | | | | | | | | |
| | | | | | | | | | | | | | | | | | |
| | | | | | | | | | | | | | | | | | |
| | | | | | | | | | | | | | | | | | |
| | | | | | | | | | | | | | | | | | |
| | | | | | | | | | | | | | | | | | |
| | | | | | | | | | | | | | | | | | |
| | | | | | | | | | | | | | | | | | |
| | | | | | | | | | | | | | | | | | |
| | | | | | | | | | | | | | | | | | |
| | | | | | | | | | | | | | | | | | |
| | | | | | | | | | | | | | | | | | |
| | | | | | | | | | | | | | | | | | |
| | | | | | | | | | | | | | | | | | |
| | | | | | | | | | | | | | | | | | |
| | | | | | | | | | | | | | | | | | |
| | | | | | | | | | | | | | | | | | |
| | | | | | | | | | | | | | | | | | |
| | | | | | | | | | | | | | | | | | |
| | | | | | | | | | | | | | | | | | |
| | | | | | | | | | | | | | | | | | |
| | | | | | | | | | | | | | | | | | |
| | | | | | | | | | | | | | | | | | |
| | | | | | | | | | | | | | | | | | |
| | | | | | | | | | | | | | | | | | |
| | | | | | | | | | | | | | | | | | |
| | | | | | | | | | | | | | | | | | |
| | | | | | | | | | | | | | | | | | |
| | | | | | | | | | | | | | | | | | |
| | | | | | | | | | | | | | | | | | |
| | | | | | | | | | | | | | | | | | |
| | | | | | | | | | | | | | | | | | |
| | | | | | | | | | | | | | | | | | |
| | | | | | | | | | | | | | | | | | |
| | | | | | | | | | | | | | | | | | |
| | | | | | | | | | | | | | | | | | |
| | | | | | | | | | | | | | | | | | |
| | | | | | | | | | | | | | | | | | |
| | | | | | | | | | | | | | | | | | |
| | | | | | | | | | | | | | | | | | |
| | | | | | | | | | | | | | | | | | |
| | | | | | | | | | | </ | | | | | | | |

Non-Div. I Games:

LSU

| | | | | |
|-----|---|-----------|---|---|
| 295 | H | Alcorn | 9 | 7 |
| 44 | H | Tennessee | 9 | 4 |

L
S
U

L
S
U

| Average RPI Win: 113 | | WON-LOST | WINNING | LAST 15 | STRENGTH OF | | OPP. STRENGTH | TEAM | ADJ | | CONF. | ADJ CONF. |
|----------------------|------------------|----------|-----------|----------------|----------------|-------|----------------|-------|-------------|-------------------|----------|-----------|
| Average RPI Loss: 45 | | RECORD | PCT. RANK | GAMES | SCHEDULE | | OF SCHEDULE | RPI | RPI | | RPI | RPI |
| DIV. I ONLY | | 32-19-0 | .62745 | 60 | 7-8-0 | | 12 | 36 | 21 | | .57321 | 21 |
| DIV. I NON-CONF. | | 17-7-0 | .70833 | 33 | 3-1-0 | | 147 | 221 | 59 | | .53821 | 58 |
| TOTALS | | RPI 1-25 | RPI 26-50 | | W-L RECORDS | | RPI 51-100 | | RPI 101-150 | | RPI 150+ | |
| 32-19-0 | | 8-9-0 | 5-4-0 | | OVERALL | | 6-4-0 | | 1-0-0 | | 12-2-0 | |
| 20-9-0 | | 5-4-0 | 0-0-0 | | HOME | | 3-3-0 | | 1-0-0 | | 11-2-0 | |
| 10-10-0 | | 3-5-0 | 5-4-0 | | AWAY | | 2-1-0 | | 0-0-0 | | 0-0-0 | |
| 2-0-0 | | 0-0-0 | 0-0-0 | | NEUTRAL | | 1-0-0 | | 0-0-0 | | 1-0-0 | |
| 17-7-0 | | 1-2-0 | 0-0-0 | | NON-CONFERENCE | | 3-3-0 | | 1-0-0 | | 12-2-0 | |
| 13-4-0 | | 0-0-0 | 0-0-0 | | HOME | | 1-2-0 | | 1-0-0 | | 11-2-0 | |
| 3-3-0 | | 1-2-0 | 0-0- | | AWAY | | 2-1-0 | | 0-0-0 | | 0-0-0 | |
| 1-0-0 | | 0-0-0 | 0-0-0 | | NEUTRAL | | 0-0-0 | | 0-0-0 | | 1-0-0 | |
| 15-12-0 | | 7-7-0 | 5-4-0 | | CONFERENCE | | 3-1-0 | | 0-0-0 | | 0-0-0 | |
| 7-5-0 | | 5-4-0 | 0-0-0 | | HOME | | 2-1-0 | | 0-0-0 | | 0-0-0 | |
| 7-7-0 | | 2-3-0 | 5-4-0 | | AWAY | | 0-0-0 | | 0-0-0 | | 0-0-0 | |
| 1-0-0 | | 0-0-0 | 0-0-0 | | NEUTRAL | | 1-0-0 | | 0-0-0 | | 0-0-0 | |
| RPI S | Opponent | Score | RPI S | Opponent | Score | RPI S | Opponent | Score | RPI S | Opponent | Score | |
| 3 H | Florida | 3 4 | 35 A | Texas A&M | 6 4 | 62 A | UAB | 5 2 | 101 H | Jacksonville St. | 6 1 | |
| 3 H | Florida | 3 7 | 35 A | Texas A&M | 8 13 | 62 H | UAB | 1 2 | 152 H | Saint Louis | 4 3 | |
| 3 H | Florida | 3 13 | 35 A | Texas A&M | 5 1 | 67 A | Southern Miss. | 1 2 | 152 H | Saint Louis | 9 3 | |
| 9 A | La.-Lafayette | 0 2 | 44 A | Tennessee | 8 5 | 67 H | Southern Miss. | 3 6 | 152 H | Saint Louis | 1 2 | |
| 9 A | La.-Lafayette | 0 6 | 44 A | Tennessee | 9 10 | 68 H | Auburn | 1 2 | 166 H | Stephen F. Austin | 3 2 | |
| 9 A | La.-Lafayette | 12 6 | 44 A | Tennessee | 7 6 | 68 H | Auburn | 4 3 | 166 H | Stephen F. Austin | 1 2 | |
| 12 A | South Carolina | 3 9 | 50 A | Arkansas | 0 1 | 68 H | Auburn | 4 1 | 166 H | Stephen F. Austin | 8 0 | |
| 12 A | South Carolina | 3 9 | 50 A | Arkansas | 1 2 | 68 N | Auburn | 4 3 | 167 H | La.-Monroe | 3 2 | |
| 12 A | South Carolina | 2 1 | 50 A | Arkansas | 17 9 | 82 A | Samford | 9 5 | 182 N | Troy | 10 5 | |
| 15 H | Ole Miss | 6 5 | | | | 82 H | Samford | 12 1 | 288 H | Jackson St. | 8 1 | |
| 15 H | Ole Miss | 7 6 | | | | | | | 295 H | Alcorn | 12 0 | |
| 15 H | Ole Miss | 3 1 | | | | | | | 295 H | Alcorn | 17 3 | |
| 19 H | Kentucky | 5 3 | | | | | | | 300 H | Mississippi Val. | 3 0 | |
| 19 H | Kentucky | 2 7 | | | | | | | 300 H | Mississippi Val. | 7 0 | |
| 19 H | Kentucky | 3 0 | | | | | | | 300 H | Mississippi Val. | 8 0 | |
| 20 A | LSU | 0 2 | | | | | | | | | | |
| 20 A | LSU | 5 1 | | | | | | | | | | |
| LAST 15 GAMES | | | | | | | | | | | | |
| 20 A | LSU | 5 1 | 12 A | South Carolina | 3 9 | | | | | | | |
| 20 A | LSU | 0 2 | 12 A | South Carolina | 2 1 | | | | | | | |
| 101 H | Jacksonville St. | 6 1 | 12 A | South Carolina | 3 9 | | | | | | | |
| 3 H | Florida | 3 13 | | | | | | | | | | |
| 3 H | Florida | 3 4 | | | | | | | | | | |

Non-Div. I Games:

Alabama

| | | | | |
|----|---|---------|---|---|
| 3 | H | Florida | 3 | 7 |
| 82 | A | Samford | 9 | 5 |

A
l
a
b
a
m
a

A
l
a
b
a
m
a

| Average RPI Win: | | 159 | WON-LOST RECORD | | WINNING PCT. RANK | | LAST 15 GAMES | | STRENGTH OF SCHEDULE | | OPP. STRENGTH OF SCHEDULE | | TEAM RPI | | ADJ RPI | | CONF. RPI | | ADJ CONF. RPI | |
|------------------|---|----------|-----------------|-----------|-------------------|----------------|---------------|----------------|----------------------|-------------|---------------------------|----------|----------|----------------|---------|-------|-----------|--|---------------|--|
| DIV. I ONLY | | | 38-11-0 | | .77551 | | 5 | | 12-3-0 | | 128 | | 109 | | 22 | | .57318 | | 22 | |
| DIV. I NON-CONF. | | | 16-10-0 | | .61538 | | 67 | | 1-3-0 | | 94 | | 73 | | 48 | | .5463 | | 48 | |
| TOTALS | | RPI 1-25 | | RPI 26-50 | | W-L RECORDS | | RPI 51-100 | | RPI 101-150 | | RPI 150+ | | | | | | | | |
| 38-11-0 | | 0-1-0 | | 2-3-0 | | OVERALL | | 9-3-0 | | 8-2-0 | | 19-2-0 | | | | | | | | |
| 22-4-0 | | 0-0-0 | | 0-1-0 | | HOME | | 7-2-0 | | 6-1-0 | | 9-0-0 | | | | | | | | |
| 13-5-0 | | 0-1-0 | | 2-2-0 | | AWAY | | 2-1-0 | | 1-0-0 | | 8-1-0 | | | | | | | | |
| 3-2-0 | | 0-0-0 | | 0-0-0 | | NEUTRAL | | 0-0-0 | | 1-1-0 | | 2-1-0 | | | | | | | | |
| 16-10-0 | | 0-1-0 | | 2-3-0 | | NON-CONFERENCE | | 4-2-0 | | 5-2-0 | | 5-2-0 | | | | | | | | |
| 8-3-0 | | 0-0-0 | | 0-1-0 | | HOME | | 2-1-0 | | 3-1-0 | | 3-0-0 | | | | | | | | |
| 5-5-0 | | 0-1-0 | | 2-0- | | AWAY | | 2-1-0 | | 1-0-0 | | 0-1-0 | | | | | | | | |
| 3-2-0 | | 0-0-0 | | 0-0-0 | | NEUTRAL | | 0-0-0 | | 1-1-0 | | 2-1-0 | | | | | | | | |
| 22-1-0 | | 0-0-0 | | 0-0-0 | | CONFERENCE | | 5-1-0 | | 3-0-0 | | 14-0-0 | | | | | | | | |
| 14-1-0 | | 0-0-0 | | 0-0-0 | | HOME | | 5-1-0 | | 3-0-0 | | 6-0-0 | | | | | | | | |
| 8-0-0 | | 0-0-0 | | 0-0-0 | | AWAY | | 0-0-0 | | 0-0-0 | | 8-0-0 | | | | | | | | |
| 0-0-0 | | 0-0-0 | | 0-0-0 | | NEUTRAL | | 0-0-0 | | 0-0-0 | | 0-0-0 | | | | | | | | |
| RPI | S | Opponent | | Score | | RPI | S | Opponent | | Score | | RPI | S | Opponent | | Score | | | | |
| 1 | A | Virginia | | 2 | 8 | 28 | A | Old Dominion | | 1 | 0 | 51 | H | High Point | | 4 | 1 | | | |
| | | | | | | 28 | H | Old Dominion | | 4 | 7 | 51 | H | High Point | | 8 | 1 | | | |
| | | | | | | 31 | A | Maryland | | 3 | 8 | 51 | H | High Point | | 6 | 4 | | | |
| | | | | | | 46 | A | Clemson | | 4 | 3 | 55 | H | Ball St. | | 13 | 0 | | | |
| | | | | | | 47 | A | North Carolina | | 1 | 3 | 55 | H | Ball St. | | 3 | 4 | | | |
| | | | | | | | | | | | | 70 | H | Campbell | | 17 | 1 | | | |
| | | | | | | | | | | | | 70 | H | Campbell | | 5 | 6 | | | |
| | | | | | | | | | | | | 70 | H | Campbell | | 5 | 1 | | | |
| | | | | | | | | | | | | 84 | A | Duke | | 8 | 2 | | | |
| | | | | | | | | | | | | 84 | H | Duke | | 4 | 3 | | | |
| | | | | | | | | | | | | 97 | A | UNC Wilmington | | 14 | 6 | | | |
| | | | | | | | | | | | | 97 | A | UNC Wilmington | | 0 | 11 | | | |
| | | | | | | | | | | | | | | | | | | | | |
| | | | | | | | | | | | | | | | | | | | | |
| | | | | | | | | | | | | | | | | | | | | |
| | | | | | | | | | | | | | | | | | | | | |
| | | | | | | | | | | | | | | | | | | | | |
| | | | | | | | | | | | | | | | | | | | | |
| | | | | | | | | | | | | | | | | | | | | |
| | | | | | | | | | | | | | | | | | | | | |
| | | | | | | | | | | | | | | | | | | | | |
| | | | | | | | | | | | | | | | | | | | | |
| | | | | | | | | | | | | | | | | | | | | |
| | | | | | | | | | | | | | | | | | | | | |
| | | | | | | | | | | | | | | | | | | | | |
| | | | | | | | | | | | | | | | | | | | | |
| | | | | | | | | | | | | | | | | | | | | |
| | | | | | | | | | | | | | | | | | | | | |
| | | | | | | | | | | | | | | | | | | | | |
| | | | | | | | | | | | | | | | | | | | | |
| | | | | | | | | | | | | | | | | | | | | |
| | | | | | | | | | | | | | | | | | | | | |
| | | | | | | | | | | | | | | | | | | | | |
| | | | | | | | | | | | | | | | | | | | | |
| | | | | | | | | | | | | | | | | | | | | |
| | | | | | | | | | | | | | | | | | | | | |
| | | | | | | | | | | | | | | | | | | | | |
| | | | | | | | | | | | | | | | | | | | | |
| | | | | | | | | | | | | | | | | | | | | |
| | | | | | | | | | | | | | | | | | | | | |
| | | | | | | | | | | | | | | | | | | | | |
| | | | | | | | | | | | | | | | | | | | | |
| | | | | | | | | | | | | | | | | | | | | |
| | | | | | | | | | | | | | | | | | | | | |
| | | | | | | | | | | | | | | | | | | | | |
| | | | | | | | | | | | | | | | | | | | | |
| | | | | | | | | | | | | | | | | | | | | |
| | | | | | | | | | | | | | | | | | | | | |
| | | | | | | | | | | | | | | | | | | | | |
| | | | | | | | | | | | | | | | | | | | | |

Non-Div. I Games:

Liberty

| | | | | |
|-----|---|---------------|---|---|
| 259 | H | UNC Asheville | 4 | 2 |
| 259 | H | UNC Asheville | 7 | 4 |

| RPI | S | Opponent | Score | |
|-----|---|----------|-------|---|
| 287 | H | Rider | 11 | 2 |
| 287 | H | Rider | 3 | 1 |
| 292 | N | Ohio | 4 | 5 |
| 292 | N | Ohio | 8 | 5 |

Liberty

L
i
b
e
r
t
y

L
i
b
e
r
t
y

W
a
s
h
i
n
g
t
o
n

Washington

| | | | | |
|-----|---|------|----|---|
| 165 | A | Utah | 11 | 1 |
| 165 | A | Utah | 8 | 4 |

| RPI | S | Opponent | Score | |
|-----|---|----------------|-------|---|
| 254 | H | Portland | 7 | 6 |
| 293 | H | Northern Colo. | 14 | 3 |

Washington

W
a
s
h
i
n
g
t
o
n

W
a
s
h
i
n
g
t
o
n

| Average RPI Win: | 118 | WON-LOST RECORD | WINNING PCT. RANK | LAST 15 GAMES | STRENGTH OF SCHEDULE | OPP. STRENGTH OF SCHEDULE | TEAM RPI | ADJ RPI | CONF. RPI | ADJ CONF. RPI | | | | |
|------------------|----------|-----------------|-------------------|----------------|----------------------|---------------------------|----------|-------------|-----------|---------------|-------|---|-------------------|------|
| DIV. I ONLY | | 38-13-0 | .7451 | 13 | 12-3-0 | 111 | 20 | 24 | .57025 | 24 | 2 | 2 | | |
| DIV. I NON-CONF. | | 21-7-0 | .75 | 26 | 4-1-0 | 277 | 67 | 107 | .51624 | 107 | 2 | 2 | | |
| <hr/> | | | | | | | | | | | | | | |
| TOTALS | RPI 1-25 | RPI 26-50 | | W-L RECORDS | | RPI 51-100 | | RPI 101-150 | | RPI 150+ | | | | |
| 38-13-0 | 6-3-0 | 9-1-0 | | OVERALL | | 6-6-0 | | 5-1-0 | | 12-2-0 | | | | |
| 21-8-0 | 4-2-0 | 6-0-0 | | HOME | | 1-3-0 | | 1-1-0 | | 9-2-0 | | | | |
| 13-4-0 | 2-1-0 | 3-0-0 | | AWAY | | 5-3-0 | | 3-0-0 | | 0-0-0 | | | | |
| 4-1-0 | 0-0-0 | 0-1-0 | | NEUTRAL | | 0-0-0 | | 1-0-0 | | 3-0-0 | | | | |
| 21-7-0 | 0-0-0 | 3-1-0 | | NON-CONFERENCE | | 1-3-0 | | 5-1-0 | | 12-2-0 | | | | |
| 14-5-0 | 0-0-0 | 3-0-0 | | HOME | | 1-2-0 | | 1-1-0 | | 9-2-0 | | | | |
| 3-1-0 | 0-0-0 | 0-0- | | AWAY | | 0-1-0 | | 3-0-0 | | 0-0-0 | | | | |
| 4-1-0 | 0-0-0 | 0-1-0 | | NEUTRAL | | 0-0-0 | | 1-0-0 | | 3-0-0 | | | | |
| 17-6-0 | 6-3-0 | 6-0-0 | | CONFERENCE | | 5-3-0 | | 0-0-0 | | 0-0-0 | | | | |
| 7-3-0 | 4-2-0 | 3-0-0 | | HOME | | 0-1-0 | | 0-0-0 | | 0-0-0 | | | | |
| 10-3-0 | 2-1-0 | 3-0-0 | | AWAY | | 5-2-0 | | 0-0-0 | | 0-0-0 | | | | |
| 0-0-0 | 0-0-0 | 0-0-0 | | NEUTRAL | | 0-0-0 | | 0-0-0 | | 0-0-0 | | | | |
| RPI | S | Opponent | Score | RPI | S | Opponent | Score | RPI | S | Opponent | Score | | | |
| 11 | A | Texas | 2 1 | 29 | A | West Virginia | 7 4 | 65 | H | San Diego | 0 7 | | | |
| 11 | A | Texas | 0 3 | 29 | A | West Virginia | 6 0 | 65 | H | San Diego | 6 5 | | | |
| 11 | A | Texas | 8 3 | 29 | A | West Virginia | 9 2 | 65 | H | San Diego | 6 10 | | | |
| 13 | H | TCU | 9 4 | 38 | H | Kansas | 7 0 | 78 | A | Oral Roberts | 8 15 | | | |
| 13 | H | TCU | 1 3 | 38 | H | Kansas | 6 3 | 89 | A | Oklahoma | 3 1 | | | |
| 13 | H | TCU | 2 1 | 38 | H | Kansas | 5 3 | 89 | H | Oklahoma | 9 12 | | | |
| 14 | H | Texas Tech | 8 3 | 41 | H | Arizona St. | 6 5 | 95 | A | Baylor | 1 4 | | | |
| 14 | H | Texas Tech | 3 1 | 41 | H | Arizona St. | 8 5 | 95 | A | Baylor | 1 4 | | | |
| 14 | H | Texas Tech | 6 16 | 41 | H | Arizona St. | 14 12 | 95 | A | Baylor | 4 1 | | | |
| | | | | 41 | N | Arizona St. | 1 6 | 98 | A | Kansas St. | 8 0 | | | |
| | | | | | | | | 98 | A | Kansas St. | 6 4 | | | |
| | | | | | | | | 98 | A | Kansas St. | 17 5 | | | |
| | | | | | | | | | | | 204 | H | Tex.-Pan American | 4 3 |
| | | | | | | | | | | | 204 | H | Tex.-Pan American | 7 6 |
| | | | | | | | | | | | 204 | H | Tex.-Pan American | 1 3 |
| | | | | | | | | | | | 264 | H | Oakland | 3 2 |
| | | | | | | | | | | | 264 | H | Oakland | 11 1 |
| | | | | | | | | | | | 264 | H | Oakland | 7 10 |
| | | | | | | | | | | | 264 | H | Oakland | 10 4 |
| | | | | | | | | | | | 268 | N | Incarnate Word | 10 5 |
| | | | | | | | | | | | 275 | N | Manhattan | 10 7 |
| | | | | | | | | | | | 277 | H | Abilene Christian | 15 7 |
| | | | | | | | | | | | 295 | H | Alcorn | 17 4 |
| | | | | | | | | | | | 295 | H | Alcorn | 16 1 |
| <hr/> | | | | | | | | | | | | | | |
| LAST 15 GAMES | | | | | | | | | | | | | | |
| | | | | 98 | A | Kansas St. | 17 5 | 11 | A | Texas | 8 3 | | | |
| | | | | 98 | A | Kansas St. | 6 4 | 11 | A | Texas | 2 1 | | | |
| | | | | 98 | A | Kansas St. | 8 0 | 11 | A | Texas | 0 3 | | | |
| | | | | 41 | H | Arizona St. | 14 12 | | | | | | | |
| | | | | 41 | H | Arizona St. | 6 5 | | | | | | | |

Non-Div. I Games:

Oklahoma St.

| | | | | |
|-----|---|-------------|---|---|
| 41 | H | Arizona St. | 8 | 5 |
| 107 | A | Wichita St. | 3 | 0 |

O
k
l
a
h
o
m
a
s
t
.

O
k
l
a
h
o
m
a
s
t
.

| Average RPI Win: | | 142 | WON-LOST RECORD | | WINNING PCT. RANK | LAST 15 GAMES | | STRENGTH OF SCHEDULE | | OPP. STRENGTH OF SCHEDULE | | TEAM RPI | ADJ RPI | | CONF. RPI | ADJ CONF. RPI | | | |
|------------------|---|------------|-----------------|---------------|-------------------|----------------|-------|----------------------|-----|---------------------------|----|------------|---------|---------------------|-----------|---------------|---|----------|--|
| DIV. I ONLY | | | 36-16-0 | | .69231 | 29 | 9-6-0 | | 94 | | 33 | | 25 | .56836 | | 25 | 4 | 4 | |
| DIV. I NON-CONF. | | | 22-5-0 | | .81481 | 15 | 2-0-0 | | 207 | | 44 | | 30 | .56702 | | 30 | 3 | 3 | |
| TOTALS | | RPI 1-25 | | RPI 26-50 | | W-L RECORDS | | RPI 51-100 | | RPI 101-150 | | RPI 150+ | | | | | | | |
| 36-16-0 | | 1-6-0 | | 2-4-0 | | OVERALL | | 8-5-0 | | 8-0-0 | | 17-1-0 | | | | | | | |
| 21-6-0 | | 0-1-0 | | 0-0-0 | | HOME | | 8-5-0 | | 3-0-0 | | 10-0-0 | | | | | | | |
| 15-10-0 | | 1-5-0 | | 2-4-0 | | AWAY | | 0-0-0 | | 5-0-0 | | 7-1-0 | | | | | | | |
| 0-0-0 | | 0-0-0 | | 0-0-0 | | NEUTRAL | | 0-0-0 | | 0-0-0 | | 0-0-0 | | | | | | | |
| 22-5-0 | | 0-0-0 | | 0-0-0 | | NON-CONFERENCE | | 6-4-0 | | 5-0-0 | | 11-1-0 | | | | | | | |
| 10-4-0 | | 0-0-0 | | 0-0-0 | | HOME | | 6-4-0 | | 0-0-0 | | 4-0-0 | | | | | | | |
| 12-1-0 | | 0-0-0 | | 0-0- | | AWAY | | 0-0-0 | | 5-0-0 | | 7-1-0 | | | | | | | |
| 0-0-0 | | 0-0-0 | | 0-0-0 | | NEUTRAL | | 0-0-0 | | 0-0-0 | | 0-0-0 | | | | | | | |
| 14-11-0 | | 1-6-0 | | 2-4-0 | | CONFERENCE | | 2-1-0 | | 3-0-0 | | 6-0-0 | | | | | | | |
| 11-2-0 | | 0-1-0 | | 0-0-0 | | HOME | | 2-1-0 | | 3-0-0 | | 6-0-0 | | | | | | | |
| 3-9-0 | | 1-5-0 | | 2-4-0 | | AWAY | | 0-0-0 | | 0-0-0 | | 0-0-0 | | | | | | | |
| 0-0-0 | | 0-0-0 | | 0-0-0 | | NEUTRAL | | 0-0-0 | | 0-0-0 | | 0-0-0 | | | | | | | |
| RPI | S | Opponent | | Score | | RPI | S | Opponent | | Score | | RPI | S | Opponent | | Score | | | |
| 4 | A | Oregon St. | | 1 | 3 | 32 | A | Stanford | | 3 | 6 | 65 | H | San Diego | | 4 | 3 | | |
| 4 | A | Oregon St. | | 1 | 7 | 32 | A | Stanford | | 1 | 2 | 69 | H | UC Riverside | | 6 | 5 | | |
| 4 | A | Oregon St. | | 2 | 4 | 32 | A | Stanford | | 9 | 2 | 69 | H | UC Riverside | | 7 | 4 | | |
| 4 | H | Oregon St. | | 3 | 4 | 41 | A | Arizona St. | | 5 | 4 | 69 | H | UC Riverside | | 7 | 2 | | |
| 23 | A | Washington | | 4 | 5 | 41 | A | Arizona St. | | 4 | 9 | 80 | H | Southern California | | 2 | 3 | | |
| 23 | A | Washington | | 0 | 1 | 41 | A | Arizona St. | | 6 | 8 | 80 | H | Southern California | | 7 | 2 | | |
| 23 | A | Washington | | 10 | 3 | | | | | | | 80 | H | Southern California | | 7 | 2 | | |
| | | | | | | | | | | | | 86 | H | Cal St. Fullerton | | 2 | 3 | | |
| | | | | | | | | | | | | 86 | H | Cal St. Fullerton | | 2 | 9 | | |
| | | | | | | | | | | | | 86 | H | Cal St. Fullerton | | 4 | 5 | | |
| | | | | | | | | | | | | 100 | H | Ohio St. | | 8 | 2 | | |
| | | | | | | | | | | | | 100 | H | Ohio St. | | 20 | 4 | | |
| | | | | | | | | | | | | 100 | H | Ohio St. | | 0 | 5 | | |
| | | | | | | | | | | | | | | 165 H Utah | | | | | |
| | | | | | | | | | | | | | | 176 A Hawaii | | | | | |
| | | | | | | | | | | | | | | 176 A Hawaii | | | | | |
| | | | | | | | | | | | | | | 176 A Hawaii | | | | | |
| | | | | | | | | | | | | | | 176 A Hawaii | | | | | |
| | | | | | | | | | | | | | | 184 H Arizona | | | | | |
| | | | | | | | | | | | | | | 184 H Arizona | | | | | |
| | | | | | | | | | | | | | | 184 H Arizona | | | | | |
| | | | | | | | | | | | | | | 206 H Seattle | | | | | |
| | | | | | | | | | | | | | | 206 H Seattle | | | | | |
| | | | | | | | | | | | | | | 254 A Portland | | | | | |
| | | | | | | | | | | | | | | 254 A Portland | | | | | |
| | | | | | | | | | | | | | | 254 H Portland | | | | | |
| | | | | | | | | | | | | | | 254 H Portland | | | | | |
| | | | | LAST 15 GAMES | | | | | | | | | | | | | | | |
| | | | | 41 | A | Arizona St. | | 6 | 8 | 184 | H | Arizona | | 6 | 1 | 254 | A | Portland | |
| | | | | 41 | A | Arizona St. | | 4 | 9 | 4 | A | Oregon St. | | 1 | 7 | 254 | A | Portland | |
| | | | | 41 | A | Arizona St. | | 5 | 4 | 4 | A | Oregon St. | | 2 | 4 | 254 | H | Portland | |
| | | | | 254 | A | Portland | | 3 | 2 | | | | | | | 254 | H | Portland | |
| | | | | 4 | H | Oregon St. | | 3 | 4 | | | | | | | | | | |

Non-Div. I Games:

Oregon

| | | |
|---------------|---|---|
| 184 H Arizona | 5 | 1 |
| 184 H Arizona | 7 | 6 |

O
r
e
g
o
n

O
r
e
g
o
n

| | | | | |
|----|---|------------------|---|---|
| 63 | H | UC Santa Barbara | 3 | 2 |
| 63 | H | UC Santa Barbara | 6 | 2 |

U
C
I
r
v
i
n
e

U
C
I
r
v
i
n
e

Mercer

| Average RPI Win: | 154 | WON-LOST RECORD | WINNING PCT. RANK | LAST 15 GAMES | STRENGTH OF SCHEDULE | OPP. STRENGTH OF SCHEDULE | TEAM RPI | ADJ RPI | CONF. RPI | ADJ CONF. RPI | | |
|------------------|----------|-----------------|-------------------|----------------|----------------------|---------------------------|----------|-------------|-----------|---------------|-------|----|
| DIV. I ONLY | | 36-13-0 | .73469 | 15 | 9-6-0 | 136 | 112 | 27 | .56574 | 27 | 16 | 16 |
| DIV. I NON-CONF. | | 19-6-0 | .76 | 25 | 2-1-0 | 58 | 77 | 5 | .60323 | 5 | 14 | 14 |
| <hr/> | | | | | | | | | | | | |
| TOTALS | RPI 1-25 | RPI 26-50 | | W-L RECORDS | | RPI 51-100 | | RPI 101-150 | | RPI 150+ | | |
| 36-13-0 | 1-0-0 | 2-0-0 | | OVERALL | | 10-5-0 | | 0-0-0 | | 23-8-0 | | |
| 23-4-0 | 0-0-0 | 0-0-0 | | HOME | | 8-1-0 | | 0-0-0 | | 15-3-0 | | |
| 13-9-0 | 1-0-0 | 2-0-0 | | AWAY | | 2-4-0 | | 0-0-0 | | 8-5-0 | | |
| 0-0-0 | 0-0-0 | 0-0-0 | | NEUTRAL | | 0-0-0 | | 0-0-0 | | 0-0-0 | | |
| 19-6-0 | 1-0-0 | 2-0-0 | | NON-CONFERENCE | | 6-3-0 | | 0-0-0 | | 10-3-0 | | |
| 12-0-0 | 0-0-0 | 0-0-0 | | HOME | | 6-0-0 | | 0-0-0 | | 6-0-0 | | |
| 7-6-0 | 1-0-0 | 2-0- | | AWAY | | 0-3-0 | | 0-0-0 | | 4-3-0 | | |
| 0-0-0 | 0-0-0 | 0-0-0 | | NEUTRAL | | 0-0-0 | | 0-0-0 | | 0-0-0 | | |
| 17-7-0 | 0-0-0 | 0-0-0 | | CONFERENCE | | 4-2-0 | | 0-0-0 | | 13-5-0 | | |
| 11-4-0 | 0-0-0 | 0-0-0 | | HOME | | 2-1-0 | | 0-0-0 | | 9-3-0 | | |
| 6-3-0 | 0-0-0 | 0-0-0 | | AWAY | | 2-1-0 | | 0-0-0 | | 4-2-0 | | |
| 0-0-0 | 0-0-0 | 0-0-0 | | NEUTRAL | | 0-0-0 | | 0-0-0 | | 0-0-0 | | |
| RPI | S | Opponent | Score | RPI | S | Opponent | Score | RPI | S | Opponent | Score | |
| 3 | A | Florida | 4 2 | 34 | A | Georgia Tech | 4 3 | 51 | H | High Point | 5 2 | |
| | | | | 34 | A | Georgia Tech | 4 1 | 51 | H | High Point | 5 4 | |
| | | | | | | | | 51 | H | High Point | 4 3 | |
| | | | | | | | | 56 | H | Evansville | 8 5 | |
| | | | | | | | | 56 | H | Evansville | 8 3 | |
| | | | | | | | | 56 | H | Evansville | 6 5 | |
| | | | | | | | | 68 | A | Auburn | 5 9 | |
| | | | | | | | | 68 | A | Auburn | 1 4 | |
| | | | | | | | | 68 | A | Auburn | 5 6 | |
| | | | | | | | | 72 | H | Kennesaw St. | 1 2 | |
| | | | | | | | | 72 | H | Kennesaw St. | 11 8 | |
| | | | | | | | | 72 | H | Kennesaw St. | 8 4 | |
| | | | | | | | | 74 | A | FGCU | 5 6 | |
| | | | | | | | | 74 | A | FGCU | 4 0 | |
| | | | | | | | | 74 | A | FGCU | 5 3 | |
| | | | | | | | | | | | | |
| | | | | | | | | | | | | |
| | | | | | | | | | | | | |
| | | | | | | | | | | | | |
| | | | | | | | | | | | | |
| | | | | | | | | | | | | |
| | | | | | | | | | | | | |
| | | | | | | | | | | | | |
| | | | | | | | | | | | | |
| | | | | | | | | | | | | |
| | | | | | | | | | | | | |
| | | | | | | | | | | | | |
| | | | | | | | | | | | | |
| | | | | | | | | | | | | |
| | | | | | | | | | | | | |
| | | | | | | | | | | | | |
| | | | | | | | | | | | | |
| | | | | | | | | | | | | |
| | | | | | | | | | | | | |
| | | | | | | | | | | | | |
| | | | | | | | | | | | | |
| | | | | | | | | | | | | |
| | | | | | | | | | | | | |
| | | | | | | | | | | | | |
| | | | | | | | | | | | | |
| | | | | | | | | | | | | |
| | | | | | | | | | | | | |
| | | | | | | | | | | | | |
| | | | | | | | | | | | | |
| | | | | | | | | | | | | |
| | | | | | | | | | | | | |
| | | | | | | | | | | | | |
| | | | | | | | | | | | | |
| | | | | | | | | | | | | |
| | | | | | | | | | | | | |
| | | | | | | | | | | | | |
| | | | | | | | | | | | | |
| | | | | | | | | | | | | |
| | | | | | | | | | | | | |
| | | | | | | | | | | | | |
| | | | | | | | | | | | | |
| | | | | | | | | | | | | |
| | | | | | | | | | | | | |
| | | | | | | | | | | | | |
| | | | | | | | | | | | | |
| | | | | | | | | | | | | |
| | | | | | | | | | | | | |
| | | | | | | | | | | | | |
| | | | | | | | | | | | | |
| | | | | | | | | | | | | |
| | | | | | | | | | | | | |
| | | | | | | | | | | | | |
| | | | | | | | | | | | | |
| | | | | | | | | | | | | |
| | | | | | | | | | | | | |
| | | | | | | | | | | | | |
| | | | | | | | | | | | | |
| | | | | | | | | | | | | |
| | | | | | | | | | | | | |
| | | | | | | | | | | | | |
| | | | | | | | | | | | | |
| | | | | | | | | | | | | |
| | | | | | | | | | </ | | | |

| | | | | |
|----|---|------|---|---|
| 74 | A | FGCU | 4 | 0 |
| 74 | A | FGCU | 5 | 6 |

| RPI | S | Opponent | Score | |
|-----|---|--------------|-------|---|
| 260 | H | Savannah St. | 5 | 4 |
| 261 | H | USC Upstate | 3 | 0 |
| 261 | H | USC Upstate | 3 | 1 |
| 261 | H | USC Upstate | 11 | 5 |

Mercer

M
e
r
c
e
r

M
e
r
c
e
r

| Average RPI Win: | | 111 | WON-LOST RECORD | | WINNING PCT. RANK | | LAST 15 GAMES | | STRENGTH OF SCHEDULE | | OPP. STRENGTH OF SCHEDULE | | TEAM RPI | | ADJ RPI | | CONF. RPI | | ADJ CONF. RPI | |
|------------------|---|----------|-----------------|-----------|-------------------|--------------------|---------------|--------------|----------------------|-------------|---------------------------|----------|----------|----------------|-----------|-------|-----------|--|---------------|--|
| DIV. I ONLY | | | 31-20-0 | | .60784 70 | | 9-6-0 | | 13 | | 59 | | 28 | | .56513 28 | | 8 | | 8 | |
| DIV. I NON-CONF. | | | 13-7-0 | | .65 52 | | 1-0-0 | | 1 | | 85 | | 12 | | .59512 12 | | 9 | | 8 | |
| TOTALS | | RPI 1-25 | | RPI 26-50 | | W-L RECORDS | | RPI 51-100 | | RPI 101-150 | | RPI 150+ | | | | | | | | |
| 31-20-0 | | 3-5-0 | | 0-1-0 | | OVERALL | | 14-10-0 | | 5-1-0 | | 9-3-0 | | | | | | | | |
| 17-11-0 | | 1-2-0 | | 0-0-0 | | HOME | | 8-6-0 | | 5-1-0 | | 3-2-0 | | | | | | | | |
| 13-8-0 | | 2-3-0 | | 0-1-0 | | AWAY | | 5-3-0 | | 0-0-0 | | 6-1-0 | | | | | | | | |
| 1-1-0 | | 0-0-0 | | 0-0-0 | | NEUTRAL | | 1-1-0 | | 0-0-0 | | 0-0-0 | | | | | | | | |
| 13-7-0 | | 2-3-0 | | 0-1-0 | | NON-CONFERENCE | | 6-2-0 | | 3-0-0 | | 2-1-0 | | | | | | | | |
| 9-4-0 | | 1-2-0 | | 0-0-0 | | HOME | | 4-1-0 | | 3-0-0 | | 1-1-0 | | | | | | | | |
| 3-2-0 | | 1-1-0 | | 0-0- | | AWAY | | 1-0-0 | | 0-0-0 | | 1-0-0 | | | | | | | | |
| 1-1-0 | | 0-0-0 | | 0-0-0 | | NEUTRAL | | 1-1-0 | | 0-0-0 | | 0-0-0 | | | | | | | | |
| 18-13-0 | | 1-2-0 | | 0-0-0 | | CONFERENCE | | 8-8-0 | | 2-1-0 | | 7-2-0 | | | | | | | | |
| 8-7-0 | | 0-0-0 | | 0-0-0 | | HOME | | 4-5-0 | | 2-1-0 | | 2-1-0 | | | | | | | | |
| 10-6-0 | | 1-2-0 | | 0-0-0 | | AWAY | | 4-3-0 | | 0-0-0 | | 5-1-0 | | | | | | | | |
| 0-0-0 | | 0-0-0 | | 0-0-0 | | NEUTRAL | | 0-0-0 | | 0-0-0 | | 0-0-0 | | | | | | | | |
| RPI | S | Opponent | | Score | | RPI | S | Opponent | | Score | | RPI | S | Opponent | | Score | | | | |
| 1 | A | Virginia | | 1 | 7 | 34 | A | Georgia Tech | | 5 | 6 | 61 | A | FIU | | 0 | 1 | | | |
| 1 | H | Virginia | | 8 | 1 | | | | | | | 61 | A | FIU | | 4 | 2 | | | |
| 6 | A | Rice | | 1 | 4 | | | | | | | 61 | A | FIU | | 2 | 1 | | | |
| 6 | A | Rice | | 2 | 3 | | | | | | | 62 | H | UAB | | 4 | 1 | | | |
| 6 | A | Rice | | 2 | 1 | | | | | | | 62 | H | UAB | | 6 | 8 | | | |
| 19 | H | Kentucky | | 5 | 7 | | | | | | | 62 | H | UAB | | 2 | 4 | | | |
| 22 | A | Liberty | | 7 | 4 | | | | | | | 64 | H | Saint Joseph's | | 16 | 1 | | | |
| 22 | H | Liberty | | 0 | 1 | | | | | | | 71 | A | East Carolina | | 5 | 3 | | | |
| | | | | | | | | | | | | 71 | H | East Carolina | | 7 | 12 | | | |
| | | | | | | | | | | | | 71 | H | East Carolina | | 9 | 5 | | | |
| | | | | | | | | | | | | 71 | H | East Carolina | | 7 | 3 | | | |
| | | | | | | | | | | | | 79 | H | Rutgers | | 12 | 6 | | | |
| | | | | | | | | | | | | 79 | H | Rutgers | | 2 | 4 | | | |
| | | | | | | | | | | | | 79 | H | Rutgers | | 12 | 3 | | | |
| | | | | | | | | | | | | 83 | A | VCU | | 6 | 4 | | | |
| | | | | | | | | | | | | 83 | N | VCU | | 3 | 6 | | | |
| | | | | | | | | | | | | 85 | H | William & Mary | | 20 | 5 | | | |
| | | | | | | | | | | | | 88 | A | Middle Tenn. | | 0 | 1 | | | |
| | | | | | | | | | | | | 88 | A | Middle Tenn. | | 8 | 11 | | | |
| | | | | | | | | | | | | 88 | A | Middle Tenn. | | 4 | 3 | | | |
| | | | | | | LAST 15 GAMES | | | | | | | | | | | | | | |
| | | | | | | 214 A Marshall | | | | | | 8 3 | | | | | | | | |
| | | | | | | 214 A Marshall | | | | | | 9 1 | | | | | | | | |
| | | | | | | 214 A Marshall | | | | | | 6 3 | | | | | | | | |
| | | | | | | 93 H Fla. Atlantic | | | | | | 12 1 | | | | | | | | |
| | | | | | | 93 H Fla. Atlantic | | | | | | 7 8 | | | | | | | | |

Non-Div. I Games:

Old Dominion

| 2019-2020 | | | | 2020-2021 | | | | 2021-2022 | | | |
|-----------|---|---------------|-------|-----------|---|---------------|-------|-----------|---|--------------|-------|
| RPI | S | Opponent | Score | RPI | S | Opponent | Score | RPI | S | Opponent | Score |
| 93 | H | Fla. Atlantic | 4 9 | 91 | N | Radford | 8 7 | 88 | A | Middle Tenn. | 4 3 |
| 1 | H | Virginia | 8 1 | 93 | H | Fla. Atlantic | 4 9 | 88 | A | Middle Tenn. | 8 1 |
| | | | | 93 | H | Fla. Atlantic | 7 8 | 88 | A | Middle Tenn. | 0 1 |
| | | | | 93 | H | Fla. Atlantic | 12 1 | | | | |

| Average RPI Win: | 107 | WON-LOST RECORD | WINNING PCT. RANK | LAST 15 GAMES | STRENGTH OF SCHEDULE | OPP. STRENGTH OF SCHEDULE | TEAM RPI | ADJ RPI | CONF. RPI | ADJ CONF. RPI | | |
|------------------|----------|-----------------|-------------------|----------------|----------------------|---------------------------|----------|-------------|-----------|----------------|-------|---|
| DIV. I ONLY | | 27-20-0 | .57447 | 99 | 10-5-0 | 35 | 11 | 29 | .56506 | 29 | 2 | 2 |
| DIV. I NON-CONF. | | 18-9-0 | .66667 | 45 | 3-0-0 | 136 | 14 | 25 | .5723 | 25 | 2 | 2 |
| <hr/> | | | | | | | | | | | | |
| TOTALS | RPI 1-25 | RPI 26-50 | | W-L RECORDS | | RPI 51-100 | | RPI 101-150 | | RPI 150+ | | |
| 27-20-0 | 2-8-0 | 3-6-0 | | OVERALL | | 12-3-0 | | 4-0-0 | | 6-3-0 | | |
| 11-4-0 | 2-4-0 | 1-0-0 | | HOME | | 6-0-0 | | 1-0-0 | | 1-0-0 | | |
| 12-14-0 | 0-3-0 | 2-6-0 | | AWAY | | 5-3-0 | | 1-0-0 | | 4-2-0 | | |
| 4-2-0 | 0-1-0 | 0-0-0 | | NEUTRAL | | 1-0-0 | | 2-0-0 | | 1-1-0 | | |
| 18-9-0 | 0-1-0 | 3-3-0 | | NON-CONFERENCE | | 5-2-0 | | 4-0-0 | | 6-3-0 | | |
| 4-0-0 | 0-0-0 | 1-0-0 | | HOME | | 1-0-0 | | 1-0-0 | | 1-0-0 | | |
| 10-7-0 | 0-0-0 | 2-0- | | AWAY | | 3-2-0 | | 1-0-0 | | 4-2-0 | | |
| 4-2-0 | 0-1-0 | 0-0-0 | | NEUTRAL | | 1-0-0 | | 2-0-0 | | 1-1-0 | | |
| 9-11-0 | 2-7-0 | 0-3-0 | | CONFERENCE | | 7-1-0 | | 0-0-0 | | 0-0-0 | | |
| 7-4-0 | 2-4-0 | 0-0-0 | | HOME | | 5-0-0 | | 0-0-0 | | 0-0-0 | | |
| 2-7-0 | 0-3-0 | 0-3-0 | | AWAY | | 2-1-0 | | 0-0-0 | | 0-0-0 | | |
| 0-0-0 | 0-0-0 | 0-0-0 | | NEUTRAL | | 0-0-0 | | 0-0-0 | | 0-0-0 | | |
| RPI | S | Opponent | Score | RPI | S | Opponent | Score | RPI | S | Opponent | Score | |
| 11 | H | Texas | 0 2 | 30 | A | UNLV | 3 4 | 69 | A | UC Riverside | 2 1 | |
| 11 | H | Texas | 5 3 | 31 | H | Maryland | 14 2 | 69 | A | UC Riverside | 7 4 | |
| 11 | H | Texas | 12 6 | 38 | A | Kansas | 2 5 | 84 | N | Duke | 3 1 | |
| 13 | A | TCU | 0 8 | 38 | A | Kansas | 3 5 | 89 | A | Oklahoma | 9 5 | |
| 13 | A | TCU | 1 3 | 38 | A | Kansas | 8 9 | 89 | A | Oklahoma | 3 5 | |
| 13 | A | TCU | 3 4 | 47 | A | North Carolina | 5 1 | 89 | A | Oklahoma | 7 0 | |
| 18 | N | Louisville | 6 7 | 49 | A | San Diego St. | 1 2 | 95 | H | Baylor | 8 7 | |
| 24 | H | Oklahoma St. | 4 7 | 49 | A | San Diego St. | 6 2 | 95 | H | Baylor | 4 1 | |
| 24 | H | Oklahoma St. | 2 9 | 49 | A | San Diego St. | 3 7 | 97 | A | UNC Wilmington | 10 13 | |
| 24 | H | Oklahoma St. | 0 6 | | | | | 97 | A | UNC Wilmington | 9 3 | |
| | | | | | | | | 97 | A | UNC Wilmington | 1 2 | |
| | | | | | | | | 98 | H | Kansas St. | 10 1 | |
| | | | | | | | | 98 | H | Kansas St. | 6 5 | |
| | | | | | | | | 98 | H | Kansas St. | 6 1 | |
| | | | | | | | | 100 | H | Ohio St. | 4 1 | |
| LAST 15 GAMES | | | | | | | | | | | | |
| | | | | 38 | A | Kansas | 8 9 | 98 | H | Kansas St. | 6 1 | |
| | | | | 38 | A | Kansas | 2 5 | 98 | H | Kansas St. | 6 5 | |
| | | | | 38 | A | Kansas | 3 5 | 98 | H | Kansas St. | 10 1 | |
| | | | | 127 | N | Virginia Tech | 4 3 | | | | | |
| | | | | 11 | H | Texas | 12 6 | | | | | |

Non-Div. I Games:

West Virginia

| | | |
|------------|---|---|
| 11 H Texas | 0 | 2 |
| 11 H Texas | 5 | 3 |

W
e
s
t
V
i
r
g
i
n
i
a

W
e
s
t
V
i
r
g
i
n
i
a

UNLV

| Average RPI Win: 117 | | WON-LOST RECORD | | WINNING PCT. RANK | | LAST 15 GAMES | | STRENGTH OF SCHEDULE | | OPP. STRENGTH OF SCHEDULE | | TEAM RPI | | ADJ RPI | | CONF. RPI | | ADJ CONF. RPI | |
|----------------------|---|-----------------|---|-------------------|------|----------------|---|----------------------|------|---------------------------|---|---------------|------|-----------|--|-----------|--|---------------|--|
| DIV. I ONLY | | 30-20-0 | | .6 74 | | 5-10-0 | | 51 | | 78 | | 30 | | .56258 30 | | 9 | | 9 | |
| DIV. I NON-CONF. | | 13-10-0 | | .56522 105 | | 1-4-0 | | 22 | | 33 | | 26 | | .57127 26 | | 10 | | 10 | |
| TOTALS | | RPI 1-25 | | RPI 26-50 | | W-L RECORDS | | RPI 51-100 | | RPI 101-150 | | RPI 150+ | | | | | | | |
| 30-20-0 | | 0-0-0 | | 7-11-0 | | OVERALL | | 9-4-0 | | 4-0-0 | | 10-5-0 | | | | | | | |
| 18-2-0 | | 0-0-0 | | 3-1-0 | | HOME | | 4-0-0 | | 4-0-0 | | 7-1-0 | | | | | | | |
| 11-17-0 | | 0-0-0 | | 4-9-0 | | AWAY | | 5-4-0 | | 0-0-0 | | 2-4-0 | | | | | | | |
| 1-1-0 | | 0-0-0 | | 0-1-0 | | NEUTRAL | | 0-0-0 | | 0-0-0 | | 1-0-0 | | | | | | | |
| 13-10-0 | | 0-0-0 | | 4-8-0 | | NON-CONFERENCE | | 2-2-0 | | 4-0-0 | | 3-0-0 | | | | | | | |
| 8-0-0 | | 0-0-0 | | 1-0-0 | | HOME | | 1-0-0 | | 4-0-0 | | 2-0-0 | | | | | | | |
| 4-9-0 | | 0-0-0 | | 3-0- | | AWAY | | 1-2-0 | | 0-0-0 | | 0-0-0 | | | | | | | |
| 1-1-0 | | 0-0-0 | | 0-1-0 | | NEUTRAL | | 0-0-0 | | 0-0-0 | | 1-0-0 | | | | | | | |
| 17-10-0 | | 0-0-0 | | 3-3-0 | | CONFERENCE | | 7-2-0 | | 0-0-0 | | 7-5-0 | | | | | | | |
| 10-2-0 | | 0-0-0 | | 2-1-0 | | HOME | | 3-0-0 | | 0-0-0 | | 5-1-0 | | | | | | | |
| 7-8-0 | | 0-0-0 | | 1-2-0 | | AWAY | | 4-2-0 | | 0-0-0 | | 2-4-0 | | | | | | | |
| 0-0-0 | | 0-0-0 | | 0-0-0 | | NEUTRAL | | 0-0-0 | | 0-0-0 | | 0-0-0 | | | | | | | |
| RPI | S | Opponent | | Score | | RPI | S | Opponent | | Score | | RPI | S | Opponent | | Score | | | |
| | | 29 | H | West Virginia | 4 3 | 53 | A | New Mexico | 8 2 | 126 | H | Central Mich. | 5 0 | | | | | | |
| | | 39 | A | Nebraska | 5 2 | 53 | A | New Mexico | 4 5 | 126 | H | Central Mich. | 11 8 | | | | | | |
| | | 39 | A | Nebraska | 5 4 | 53 | A | New Mexico | 3 2 | 126 | H | Central Mich. | 5 2 | | | | | | |
| | | 39 | A | Nebraska | 3 5 | 53 | H | New Mexico | 14 6 | 126 | H | Central Mich. | 6 2 | | | | | | |
| | | 41 | A | Arizona St. | 2 5 | 53 | H | New Mexico | 14 2 | 180 | H | Utah Valley | 8 3 | | | | | | |
| | | 44 | A | Tennessee | 2 4 | 53 | H | New Mexico | 11 2 | 191 | N | James Madison | 2 1 | | | | | | |
| | | 44 | A | Tennessee | 7 8 | 69 | A | UC Riverside | 2 8 | 192 | A | San Jose St. | 2 3 | | | | | | |
| | | 44 | A | Tennessee | 4 5 | 69 | H | UC Riverside | 5 4 | 192 | A | San Jose St. | 2 1 | | | | | | |
| | | 46 | A | Clemson | 2 5 | 77 | A | Creighton | 3 1 | 192 | A | San Jose St. | 18 2 | | | | | | |
| | | 46 | N | Clemson | 2 6 | 86 | A | Cal St. Fullerton | 1 2 | 192 | H | San Jose St. | 2 1 | | | | | | |
| | | 49 | A | San Diego St. | 2 3 | 99 | A | Fresno St. | 7 0 | 192 | H | San Jose St. | 3 4 | | | | | | |
| | | 49 | A | San Diego St. | 3 7 | 99 | A | Fresno St. | 0 2 | 192 | H | San Jose St. | 9 1 | | | | | | |
| | | 49 | A | San Diego St. | 6 1 | 99 | A | Fresno St. | 6 0 | 226 | A | Air Force | 6 7 | | | | | | |
| | | 49 | H | San Diego St. | 5 4 | | | | | 226 | A | Air Force | 4 14 | | | | | | |
| | | 49 | H | San Diego St. | 2 5 | | | | | 226 | A | Air Force | 9 10 | | | | | | |
| | | 49 | H | San Diego St. | 9 1 | | | | | 226 | H | Air Force | 12 1 | | | | | | |
| | | 50 | A | Arkansas | 2 9 | | | | | 226 | H | Air Force | 13 3 | | | | | | |
| | | 50 | A | Arkansas | 10 7 | | | | | 226 | H | Air Force | 6 1 | | | | | | |
| | | | | | | | | | | 271 | H | North Dakota | 16 6 | | | | | | |
| LAST 15 GAMES | | | | | | | | | | | | | | | | | | | |
| | | 49 | A | San Diego St. | 2 3 | 53 | H | New Mexico | 14 2 | | | | | | | | | | |
| | | 49 | A | San Diego St. | 3 7 | 53 | H | New Mexico | 14 6 | | | | | | | | | | |
| | | 49 | A | San Diego St. | 6 1 | 53 | H | New Mexico | 11 2 | | | | | | | | | | |
| | | 46 | A | Clemson | 2 5 | | | | | | | | | | | | | | |
| | | 46 | N | Clemson | 2 6 | | | | | | | | | | | | | | |

Non-Div. I Games:

UNLV

| | | | | |
|-----|---|---------------|---|---|
| 191 | N | James Madison | 2 | 1 |
| 69 | A | UC Riverside | 2 | 8 |

U
N
L
V

U
N
L
V

Maryland

Maryland

| | | | | |
|-----|---|------------|---|---|
| 194 | H | Notre Dame | 3 | 2 |
| 194 | H | Notre Dame | 6 | 2 |

M
a
r
y
l
a
n
d

M
a
r
y
l
a
n
d

| Average RPI Win: | | 107 | WON-LOST RECORD | | WINNING PCT. RANK | | LAST 15 GAMES | | STRENGTH OF SCHEDULE | | OPP. STRENGTH OF SCHEDULE | | TEAM RPI | | ADJ RPI | | CONF. RPI | | ADJ CONF. RPI | | | | | | | | |
|------------------|---|------------|-----------------|-----------|-------------------|-------------------|---------------|-------------|----------------------|-------------|---------------------------|----------|----------|---------------------|-----------|-------|-----------|-----|---------------|-----------------|----|---|--|--|--|--|--|
| DIV. I ONLY | | | 24-21-0 | | .53333 120 | | 10-5-0 | | 7 | | 5 | | 32 | | .56112 32 | | 4 | | 4 | | | | | | | | |
| DIV. I NON-CONF. | | | 12-8-0 | | .6 78 | | 4-0-0 | | 19 | | 2 | | 21 | | .57548 21 | | 3 | | 3 | | | | | | | | |
| TOTALS | | RPI 1-25 | | RPI 26-50 | | W-L RECORDS | | RPI 51-100 | | RPI 101-150 | | RPI 150+ | | | | | | | | | | | | | | | |
| 24-21-0 | | 5-13-0 | | 4-2-0 | | OVERALL | | 3-4-0 | | 3-1-0 | | 9-1-0 | | | | | | | | | | | | | | | |
| 13-9-0 | | 3-3-0 | | 4-2-0 | | HOME | | 2-4-0 | | 0-0-0 | | 4-0-0 | | | | | | | | | | | | | | | |
| 11-12-0 | | 2-10-0 | | 0-0-0 | | AWAY | | 1-0-0 | | 3-1-0 | | 5-1-0 | | | | | | | | | | | | | | | |
| 0-0-0 | | 0-0-0 | | 0-0-0 | | NEUTRAL | | 0-0-0 | | 0-0-0 | | 0-0-0 | | | | | | | | | | | | | | | |
| 12-8-0 | | 2-7-0 | | 2-1-0 | | NON-CONFERENCE | | 0-0-0 | | 1-0-0 | | 7-0-0 | | | | | | | | | | | | | | | |
| 7-3-0 | | 1-2-0 | | 2-1-0 | | HOME | | 0-0-0 | | 0-0-0 | | 4-0-0 | | | | | | | | | | | | | | | |
| 5-5-0 | | 1-5-0 | | 0-0- | | AWAY | | 0-0-0 | | 1-0-0 | | 3-0-0 | | | | | | | | | | | | | | | |
| 0-0-0 | | 0-0-0 | | 0-0-0 | | NEUTRAL | | 0-0-0 | | 0-0-0 | | 0-0-0 | | | | | | | | | | | | | | | |
| 12-13-0 | | 3-6-0 | | 2-1-0 | | CONFERENCE | | 3-4-0 | | 2-1-0 | | 2-1-0 | | | | | | | | | | | | | | | |
| 6-6-0 | | 2-1-0 | | 2-1-0 | | HOME | | 2-4-0 | | 0-0-0 | | 0-0-0 | | | | | | | | | | | | | | | |
| 6-7-0 | | 1-5-0 | | 0-0-0 | | AWAY | | 1-0-0 | | 2-1-0 | | 2-1-0 | | | | | | | | | | | | | | | |
| 0-0-0 | | 0-0-0 | | 0-0-0 | | NEUTRAL | | 0-0-0 | | 0-0-0 | | 0-0-0 | | | | | | | | | | | | | | | |
| RPI | S | Opponent | | Score | | RPI | S | Opponent | | Score | | RPI | S | Opponent | | Score | | | | | | | | | | | |
| 4 | A | Oregon St. | | 1 | 2 | 38 | H | Kansas | | 2 | 4 | 66 | A | California | | 11 | 1 | 115 | A | UCLA | 5 | 2 | | | | | |
| 4 | A | Oregon St. | | 0 | 1 | 38 | H | Kansas | | 5 | 4 | 66 | H | California | | 4 | 1 | 115 | A | UCLA | 5 | 0 | | | | | |
| 4 | A | Oregon St. | | 1 | 4 | 38 | H | Kansas | | 1 | 0 | 66 | H | California | | 4 | 7 | 115 | A | UCLA | 2 | 7 | | | | | |
| 6 | H | Rice | | 1 | 5 | 41 | H | Arizona St. | | 4 | 3 | 66 | H | California | | 5 | 9 | 139 | A | Pacific | 3 | 2 | | | | | |
| 6 | H | Rice | | 3 | 10 | 41 | H | Arizona St. | | 2 | 3 | 80 | H | Southern California | | 6 | 2 | 157 | H | San Francisco | 6 | 4 | | | | | |
| 6 | H | Rice | | 12 | 3 | 41 | H | Arizona St. | | 1 | 0 | 80 | H | Southern California | | 3 | 4 | 159 | A | Santa Clara | 10 | 9 | | | | | |
| 7 | A | Vanderbilt | | 1 | 5 | | | | | | | 80 | H | Southern California | | 3 | 6 | 159 | H | Santa Clara | 8 | 2 | | | | | |
| 7 | A | Vanderbilt | | 1 | 4 | | | | | | | | | | | | | 184 | A | Arizona | 10 | 6 | | | | | |
| 7 | A | Vanderbilt | | 2 | 4 | | | | | | | | | | | | | 184 | A | Arizona | 5 | 3 | | | | | |
| 11 | A | Texas | | 3 | 4 | | | | | | | | | | | | | 184 | A | Arizona | 2 | 3 | | | | | |
| 11 | A | Texas | | 3 | 9 | | | | | | | | | | | | | 188 | H | UC Davis | 7 | 6 | | | | | |
| 11 | A | Texas | | 11 | 5 | | | | | | | | | | | | | 192 | A | San Jose St. | 9 | 3 | | | | | |
| 23 | A | Washington | | 1 | 6 | | | | | | | | | | | | | 263 | A | St. Mary's (CA) | 6 | 2 | | | | | |
| 23 | A | Washington | | 6 | 3 | | | | | | | | | | | | | 263 | H | St. Mary's (CA) | 7 | 6 | | | | | |
| 23 | A | Washington | | 2 | 7 | | | | | | | | | | | | | | | | | | | | | | |
| 25 | H | Oregon | | 2 | 9 | | | | | | | | | | | | | | | | | | | | | | |
| 25 | H | Oregon | | 2 | 1 | | | | | | | | | | | | | | | | | | | | | | |
| 25 | H | Oregon | | 6 | 3 | | | | | | | | | | | | | | | | | | | | | | |
| | | | | | | LAST 15 GAMES | | | | | | | | | | | | | | | | | | | | | |
| | | | | | | 184 A Arizona | | | | | | 5 | 3 | 139 A Pacific | | | | | | 3 | 2 | | | | | | |
| | | | | | | 184 A Arizona | | | | | | 10 | 6 | 66 H California | | | | | | 5 | 9 | | | | | | |
| | | | | | | 184 A Arizona | | | | | | 2 | 3 | 66 H California | | | | | | 4 | 1 | | | | | | |
| | | | | | | 159 H Santa Clara | | | | | | 8 | 2 | | | | | | | | | | | | | | |
| | | | | | | 115 A UCLA | | | | | | 5 | 2 | | | | | | | | | | | | | | |

Non-Div. I Games:

Stanford

| | | |
|------------|---|---|
| 115 A UCLA | 5 | 0 |
| 115 A UCLA | 2 | 7 |

S
t
a
n
f
o
r
d

S
t
a
n
f
o
r
d

| Average RPI Win: | 155 | WON-LOST RECORD | WINNING PCT. RANK | LAST 15 GAMES | STRENGTH OF SCHEDULE | OPP. STRENGTH OF SCHEDULE | TEAM RPI | ADJ RPI | CONF. RPI | ADJ CONF. RPI | | |
|-------------------|----------|-----------------|-------------------|------------------------------|----------------------|---------------------------|----------|----------------------------|-----------|---------------|-------|----|
| Average RPI Loss: | 94 | | | | | | | | | | | |
| DIV. I ONLY | | 37-14-0 | .72549 | 19 | 12-3-0 | 155 | 62 | 33 | .55966 | 33 | 17 | 17 |
| DIV. I NON-CONF. | | 16-6-0 | .72727 | 31 | 2-1-0 | 100 | 3 | 32 | .5662 | 32 | 16 | 18 |
| <hr/> | | | | | | | | | | | | |
| TOTALS | RPI 1-25 | RPI 26-50 | | W-L RECORDS | | RPI 51-100 | | RPI 101-150 | | RPI 150+ | | |
| 37-14-0 | 4-3-0 | 3-1-0 | | OVERALL | | 4-1-0 | | 6-7-0 | | 20-2-0 | | |
| 21-6-0 | 0-2-0 | 2-1-0 | | HOME | | 1-0-0 | | 5-3-0 | | 13-0-0 | | |
| 14-7-0 | 2-0-0 | 1-0-0 | | AWAY | | 3-1-0 | | 1-4-0 | | 7-2-0 | | |
| 2-1-0 | 2-1-0 | 0-0-0 | | NEUTRAL | | 0-0-0 | | 0-0-0 | | 0-0-0 | | |
| 16-6-0 | 4-3-0 | 3-1-0 | | NON-CONFERENCE | | 2-0-0 | | 0-2-0 | | 7-0-0 | | |
| 10-4-0 | 0-2-0 | 2-1-0 | | HOME | | 1-0-0 | | 0-1-0 | | 7-0-0 | | |
| 4-1-0 | 2-0-0 | 1-0- | | AWAY | | 1-0-0 | | 0-1-0 | | 0-0-0 | | |
| 2-1-0 | 2-1-0 | 0-0-0 | | NEUTRAL | | 0-0-0 | | 0-0-0 | | 0-0-0 | | |
| 21-8-0 | 0-0-0 | 0-0-0 | | CONFERENCE | | 2-1-0 | | 6-5-0 | | 13-2-0 | | |
| 11-2-0 | 0-0-0 | 0-0-0 | | HOME | | 0-0-0 | | 5-2-0 | | 6-0-0 | | |
| 10-6-0 | 0-0-0 | 0-0-0 | | AWAY | | 2-1-0 | | 1-3-0 | | 7-2-0 | | |
| 0-0-0 | 0-0-0 | 0-0-0 | | NEUTRAL | | 0-0-0 | | 0-0-0 | | 0-0-0 | | |
| RPI | S | Opponent | Score | RPI | S | Opponent | Score | RPI | S | Opponent | Score | |
| 6 | A | Rice | 3 1 | 35 | A | Texas A&M | 8 1 | 78 | A | Oral Roberts | 4 7 | |
| 6 | H | Rice | 5 8 | 37 | H | Dallas Baptist | 4 1 | 78 | A | Oral Roberts | 2 1 | |
| 8 | A | Houston | 5 4 | 37 | H | Dallas Baptist | 1 5 | 78 | A | Oral Roberts | 7 4 | |
| 8 | H | Houston | 2 5 | 37 | H | Dallas Baptist | 12 2 | 95 | A | Baylor | 4 2 | |
| 11 | N | Texas | 2 3 | | | | | 95 | H | Baylor | 4 3 | |
| 13 | N | TCU | 9 4 | | | | | | | | | |
| 14 | N | Texas Tech | 10 6 | | | | | | | | | |
| | | | | LAST 15 GAMES | | | | | | | | |
| | | | | 174 A Houston Baptist 8 4 | | | | 106 H Southeastern La. 4 1 | | | | |
| | | | | 174 A Houston Baptist 7 2 | | | | 106 H Southeastern La. 5 3 | | | | |
| | | | | 174 A Houston Baptist 3 1 | | | | 106 H Southeastern La. 2 1 | | | | |
| | | | | 166 H Stephen F. Austin 16 7 | | | | 267 A New Orleans 14 4 | | | | |
| | | | | 166 H Stephen F. Austin 12 1 | | | | 267 A New Orleans 7 2 | | | | |

Non-Div. I Games:

Sam Houston St.

| | | | | |
|-----|---|-------------------|---|---|
| 166 | H | Stephen F. Austin | 5 | 4 |
| 95 | A | Baylor | 4 | 2 |

| RPI | S | Opponent | Score | |
|-----|---|-------------------|-------|---|
| 267 | A | New Orleans | 6 | 3 |
| 277 | H | Abilene Christian | 3 | 2 |
| 277 | H | Abilene Christian | 7 | 0 |
| 277 | H | Abilene Christian | 8 | 3 |
| 293 | H | Northern Colo. | 5 | 3 |
| 293 | H | Northern Colo. | 8 | 1 |
| 293 | H | Northern Colo. | 5 | 0 |
| 293 | H | Northern Colo. | 7 | 1 |

S
a
m
H
o
u
s
t
o
n
S
t
.

S
a
m
H
o
u
s
t
o
n
S
t
.

| Average RPI Win: | 99 | WON-LOST RECORD | | WINNING PCT. RANK | | LAST 15 GAMES | | STRENGTH OF SCHEDULE | | OPP. STRENGTH OF SCHEDULE | | TEAM RPI | | ADJ RPI | | CONF. RPI | | ADJ CONF. RPI | | | | | |
|-------------------|----|-----------------|---|-------------------|-----|----------------|---|----------------------|----|---------------------------|--------------------|----------|---|--------------------|----|-----------|----|---------------|---|----------------|--|-------|---|
| Average RPI Loss: | 61 | | | | | | | | | | | | | | | | | | | | | | |
| DIV. I ONLY | | 29-23-0 | | .55769 | 105 | 6-9-0 | | 4 | | 34 | | 34 | | .55951 | 34 | 3 | | 3 | | | | | |
| DIV. I NON-CONF. | | 15-7-0 | | .68182 | 41 | 2-1-0 | | 27 | | 114 | | 34 | | .55841 | 34 | 4 | | 4 | | | | | |
| <hr/> | | | | | | | | | | | | | | | | | | | | | | | |
| TOTALS | | RPI 1-25 | | RPI 26-50 | | W-L RECORDS | | RPI 51-100 | | RPI 101-150 | | RPI 150+ | | | | | | | | | | | |
| 29-23-0 | | 4-5-0 | | 5-6-0 | | OVERALL | | 7-7-0 | | 6-5-0 | | 7-0-0 | | | | | | | | | | | |
| 23-10-0 | | 4-2-0 | | 2-2-0 | | HOME | | 5-5-0 | | 6-1-0 | | 6-0-0 | | | | | | | | | | | |
| 6-13-0 | | 0-3-0 | | 3-4-0 | | AWAY | | 2-2-0 | | 0-4-0 | | 1-0-0 | | | | | | | | | | | |
| 0-0-0 | | 0-0-0 | | 0-0-0 | | NEUTRAL | | 0-0-0 | | 0-0-0 | | 0-0-0 | | | | | | | | | | | |
| 15-7-0 | | 0-0-0 | | 2-3-0 | | NON-CONFERENCE | | 2-3-0 | | 4-1-0 | | 7-0-0 | | | | | | | | | | | |
| 13-5-0 | | 0-0-0 | | 2-2-0 | | HOME | | 1-3-0 | | 4-0-0 | | 6-0-0 | | | | | | | | | | | |
| 2-2-0 | | 0-0-0 | | 0-0- | | AWAY | | 1-0-0 | | 0-1-0 | | 1-0-0 | | | | | | | | | | | |
| 0-0-0 | | 0-0-0 | | 0-0-0 | | NEUTRAL | | 0-0-0 | | 0-0-0 | | 0-0-0 | | | | | | | | | | | |
| 14-16-0 | | 4-5-0 | | 3-3-0 | | CONFERENCE | | 5-4-0 | | 2-4-0 | | 0-0-0 | | | | | | | | | | | |
| 10-5-0 | | 4-2-0 | | 0-0-0 | | HOME | | 4-2-0 | | 2-1-0 | | 0-0-0 | | | | | | | | | | | |
| 4-11-0 | | 0-3-0 | | 3-3-0 | | AWAY | | 1-2-0 | | 0-3-0 | | 0-0-0 | | | | | | | | | | | |
| 0-0-0 | | 0-0-0 | | 0-0-0 | | NEUTRAL | | 0-0-0 | | 0-0-0 | | 0-0-0 | | | | | | | | | | | |
| RPI | S | Opponent | | Score | | RPI | S | Opponent | | Score | | RPI | S | Opponent | | Score | | RPI | S | Opponent | | Score | |
| 1 | A | Virginia | | 3 | 4 | 27 | H | Mercer | | 1 | 4 | 57 | H | Western Caro. | | 7 | 5 | 103 | A | Ga. Southern | | 3 | 4 |
| 1 | A | Virginia | | 3 | 4 | 27 | H | Mercer | | 3 | 4 | 59 | A | North Carolina St. | | 0 | 1 | 103 | H | Ga. Southern | | 13 | 2 |
| 1 | A | Virginia | | 1 | 3 | 28 | H | Old Dominion | | 6 | 5 | 59 | A | North Carolina St. | | 1 | 0 | 127 | H | Virginia Tech | | 6 | 7 |
| 2 | H | Florida St. | | 5 | 3 | 31 | A | Maryland | | 1 | 4 | 59 | A | North Carolina St. | | 1 | 7 | 127 | H | Virginia Tech | | 3 | 1 |
| 2 | H | Florida St. | | 12 | 4 | 31 | A | Maryland | | 2 | 7 | 72 | A | Kennesaw St. | | 8 | 7 | 127 | H | Virginia Tech | | 7 | 6 |
| 2 | H | Florida St. | | 4 | 5 | 31 | A | Maryland | | 13 | 6 | 72 | H | Kennesaw St. | | 3 | 5 | 129 | A | Pittsburgh | | 3 | 4 |
| 10 | H | Miami (FL) | | 13 | 7 | 45 | A | Georgia | | 0 | 1 | 83 | H | VCU | | 3 | 5 | 129 | A | Pittsburgh | | 2 | 4 |
| 10 | H | Miami (FL) | | 8 | 10 | 45 | H | Georgia | | 4 | 1 | 84 | H | Duke | | 5 | 1 | 129 | A | Pittsburgh | | 0 | 5 |
| 10 | H | Miami (FL) | | 3 | 2 | 47 | A | North Carolina | | 9 | 1 | 84 | H | Duke | | 1 | 0 | 138 | H | Bowling Green | | 3 | 2 |
| | | | | | | 47 | A | North Carolina | | 2 | 3 | 84 | H | Duke | | 7 | 4 | 138 | H | Bowling Green | | 8 | 5 |
| | | | | | | 47 | A | North Carolina | | 6 | 5 | 91 | H | Radford | | 1 | 3 | 138 | H | Bowling Green | | 8 | 3 |
| | | | | | | | | | | | | 94 | H | Wake Forest | | 5 | 1 | 164 | H | North Florida | | 9 | 6 |
| | | | | | | | | | | | | 94 | H | Wake Forest | | 8 | 12 | 173 | A | Georgia St. | | 9 | 4 |
| | | | | | | | | | | | | 94 | H | Wake Forest | | 2 | 9 | 173 | H | Georgia St. | | 7 | 3 |
| | | | | | | | | | | | | | | | | | | 190 | H | UNC Greensboro | | 12 | 3 |
| | | | | | | | | | | | | | | | | | | 190 | H | UNC Greensboro | | 7 | 3 |
| | | | | | | | | | | | | | | | | | | 190 | H | UNC Greensboro | | 7 | 0 |
| | | | | | | | | | | | | | | | | | | 260 | H | Savannah St. | | 12 | 1 |
| <hr/> | | | | | | | | | | | | | | | | | | | | | | | |
| LAST 15 GAMES | | | | | | | | | | | | | | | | | | | | | | | |
| | | 1 | A | Virginia | 1 | 3 | | | 59 | A | North Carolina St. | 1 | 7 | | | | | | | | | | |
| | | 1 | A | Virginia | 3 | 4 | | | 59 | A | North Carolina St. | 0 | 1 | | | | | | | | | | |
| | | 1 | A | Virginia | 3 | 4 | | | 59 | A | North Carolina St. | 1 | 0 | | | | | | | | | | |
| | | 164 | H | North Florida | 9 | 6 | | | | | | | | | | | | | | | | | |
| | | 127 | H | Virginia Tech | 6 | 7 | | | | | | | | | | | | | | | | | |

Non-Div. I Games:

Georgia Tech

| | | |
|---------------------|---|---|
| 127 H Virginia Tech | 3 | 1 |
| 127 H Virginia Tech | 7 | 6 |

G
e
o
r
g
i
a
T
e
c
h

G
e
o
r
g
i
a
T
e
c
h

| Average RPI Win: | | 113 | WON-LOST RECORD | | WINNING PCT. RANK | LAST 15 GAMES | | STRENGTH OF SCHEDULE | | OPP. STRENGTH OF SCHEDULE | TEAM RPI | ADJ RPI | CONF. RPI | ADJ CONF. RPI | | | |
|-------------------|---|------------|-----------------|-----------|-------------------|----------------|-------|----------------------|-----|---------------------------|----------|----------|-----------|-----------------|---|-------|--|
| Average RPI Loss: | | 57 | | | | | | | | | | | | | | | |
| DIV. I ONLY | | | 31-21-0 | | .59615 | 77 | 9-6-0 | | 24 | 9 | 35 | .55895 | 35 | 1 | 1 | | |
| DIV. I NON-CONF. | | | 18-7-0 | | .72 | 32 | 3-0-0 | | 168 | 125 | 62 | .53722 | 61 | 1 | 1 | | |
| TOTALS | | RPI 1-25 | | RPI 26-50 | | W-L RECORDS | | RPI 51-100 | | RPI 101-150 | | RPI 150+ | | | | | |
| 31-21-0 | | 9-8-0 | | 5-6-0 | | OVERALL | | 2-5-0 | | 3-1-0 | | 12-1-0 | | | | | |
| 22-10-0 | | 6-7-0 | | 1-1-0 | | HOME | | 1-0-0 | | 2-1-0 | | 12-1-0 | | | | | |
| 9-11-0 | | 3-1-0 | | 4-5-0 | | AWAY | | 1-5-0 | | 1-0-0 | | 0-0-0 | | | | | |
| 0-0-0 | | 0-0-0 | | 0-0-0 | | NEUTRAL | | 0-0-0 | | 0-0-0 | | 0-0-0 | | | | | |
| 18-7-0 | | 1-1-0 | | 1-1-0 | | NON-CONFERENCE | | 1-3-0 | | 3-1-0 | | 12-1-0 | | | | | |
| 16-4-0 | | 0-1-0 | | 1-1-0 | | HOME | | 1-0-0 | | 2-1-0 | | 12-1-0 | | | | | |
| 2-3-0 | | 1-0-0 | | 0-0-0 | | AWAY | | 0-3-0 | | 1-0-0 | | 0-0-0 | | | | | |
| 0-0-0 | | 0-0-0 | | 0-0-0 | | NEUTRAL | | 0-0-0 | | 0-0-0 | | 0-0-0 | | | | | |
| 13-14-0 | | 8-7-0 | | 4-5-0 | | CONFERENCE | | 1-2-0 | | 0-0-0 | | 0-0-0 | | | | | |
| 6-6-0 | | 6-6-0 | | 0-0-0 | | HOME | | 0-0-0 | | 0-0-0 | | 0-0-0 | | | | | |
| 7-8-0 | | 2-1-0 | | 4-5-0 | | AWAY | | 1-2-0 | | 0-0-0 | | 0-0-0 | | | | | |
| 0-0-0 | | 0-0-0 | | 0-0-0 | | NEUTRAL | | 0-0-0 | | 0-0-0 | | 0-0-0 | | | | | |
| RPI | S | Opponent | | Score | | RPI | S | Opponent | | Score | | RPI | S | Opponent | | Score | |
| 3 | H | Florida | | 3 5 | | 33 | H | Sam Houston St. | | 1 8 | | 68 | A | Auburn | | 0 4 | |
| 3 | H | Florida | | 5 4 | | 42 | A | Mississippi St. | | 1 5 | | 68 | A | Auburn | | 2 5 | |
| 3 | H | Florida | | 4 3 | | 42 | A | Mississippi St. | | 6 4 | | 68 | A | Auburn | | 9 0 | |
| 6 | A | Rice | | 6 5 | | 42 | A | Mississippi St. | | 6 3 | | 81 | H | Texas St. | | 9 2 | |
| 7 | A | Vanderbilt | | 5 8 | | 43 | H | Columbia | | 8 7 | | 99 | A | Fresno St. | | 0 1 | |
| 7 | A | Vanderbilt | | 8 2 | | 45 | A | Georgia | | 9 5 | | 99 | A | Fresno St. | | 5 6 | |
| 7 | A | Vanderbilt | | 10 4 | | 45 | A | Georgia | | 1 6 | | 99 | A | Fresno St. | | 0 5 | |
| 8 | H | Houston | | 8 10 | | 45 | A | Georgia | | 2 3 | | | | | | | |
| 19 | H | Kentucky | | 4 11 | | 50 | A | Arkansas | | 6 5 | | | | | | | |
| 19 | H | Kentucky | | 14 2 | | 50 | A | Arkansas | | 2 3 | | | | | | | |
| 19 | H | Kentucky | | 3 6 | | 50 | A | Arkansas | | 3 7 | | | | | | | |
| 20 | H | LSU | | 4 5 | | | | | | | | | | | | | |
| 20 | H | LSU | | 3 2 | | | | | | | | | | | | | |
| 20 | H | LSU | | 4 3 | | | | | | | | | | | | | |
| 21 | H | Alabama | | 1 5 | | | | | | | | | | | | | |
| 21 | H | Alabama | | 4 6 | | | | | | | | | | | | | |
| 21 | H | Alabama | | 13 8 | | | | | | | | | | | | | |
| | | | | | | LAST 15 GAMES | | | | | | | | | | | |
| | | | | | | 50 | A | Arkansas | | 6 5 | | 42 | A | Mississippi St. | | 6 4 | |
| | | | | | | 50 | A | Arkansas | | 3 7 | | 42 | A | Mississippi St. | | 6 3 | |
| | | | | | | 50 | A | Arkansas | | 2 3 | | 42 | A | Mississippi St. | | 1 5 | |
| | | | | | | 20 | H | LSU | | 4 3 | | | | | | | |
| | | | | | | 20 | H | LSU | | 3 2 | | | | | | | |

Non-Div. I Games:

Texas A&M

| | | | | |
|----|---|-----------|---|---|
| 20 | H | LSU | 4 | 5 |
| 81 | H | Texas St. | 9 | 2 |

| Average RPI Win: 205 | | WON-LOST RECORD | | WINNING PCT. RANK | | LAST 15 GAMES | | STRENGTH OF SCHEDULE | | OPP. STRENGTH OF SCHEDULE | | TEAM RPI | | ADJ RPI | | CONF. RPI | | ADJ CONF. RPI | | | |
|-----------------------|---|-----------------|-------|-------------------|---------------------|----------------|----------|----------------------|--|---------------------------|---|----------------|-------|-----------|-----|-----------|----------|-------------------|----------------|----|---|
| Average RPI Loss: 119 | | 37-12-0 | | .7551 10 | | 13-2-0 | | 215 | | 196 | | 36 | | .5588 36 | | 19 | | 19 | | | |
| DIV. I ONLY | | 20-9-0 | | .68966 40 | | 1-0-0 | | 233 | | 204 | | 42 | | .54878 42 | | 21 | | 21 | | | |
| DIV. I NON-CONF. | | | | | | | | | | | | | | | | | | | | | |
| TOTALS | | RPI 1-25 | | RPI 26-50 | | W-L RECORDS | | RPI 51-100 | | RPI 101-150 | | RPI 150+ | | | | | | | | | |
| 37-12-0 | | 0-0-0 | | 0-3-0 | | OVERALL | | 1-2-0 | | 9-4-0 | | 27-3-0 | | | | | | | | | |
| 10-3-0 | | 0-0-0 | | 0-0-0 | | HOME | | 0-0-0 | | 5-3-0 | | 5-0-0 | | | | | | | | | |
| 26-8-0 | | 0-0-0 | | 0-3-0 | | AWAY | | 1-2-0 | | 3-0-0 | | 22-3-0 | | | | | | | | | |
| 1-1-0 | | 0-0-0 | | 0-0-0 | | NEUTRAL | | 0-0-0 | | 1-1-0 | | 0-0-0 | | | | | | | | | |
| 20-9-0 | | 0-0-0 | | 0-3-0 | | NON-CONFERENCE | | 1-2-0 | | 4-1-0 | | 15-3-0 | | | | | | | | | |
| 5-0-0 | | 0-0-0 | | 0-0-0 | | HOME | | 0-0-0 | | 0-0-0 | | 5-0-0 | | | | | | | | | |
| 14-8-0 | | 0-0-0 | | 0-0- | | AWAY | | 1-2-0 | | 3-0-0 | | 10-3-0 | | | | | | | | | |
| 1-1-0 | | 0-0-0 | | 0-0-0 | | NEUTRAL | | 0-0-0 | | 1-1-0 | | 0-0-0 | | | | | | | | | |
| 17-3-0 | | 0-0-0 | | 0-0-0 | | CONFERENCE | | 0-0-0 | | 5-3-0 | | 12-0-0 | | | | | | | | | |
| 5-3-0 | | 0-0-0 | | 0-0-0 | | HOME | | 0-0-0 | | 5-3-0 | | 0-0-0 | | | | | | | | | |
| 12-0-0 | | 0-0-0 | | 0-0-0 | | AWAY | | 0-0-0 | | 0-0-0 | | 12-0-0 | | | | | | | | | |
| 0-0-0 | | 0-0-0 | | 0-0-0 | | NEUTRAL | | 0-0-0 | | 0-0-0 | | 0-0-0 | | | | | | | | | |
| RPI | S | Opponent | Score | | RPI | S | Opponent | Score | | RPI | S | Opponent | Score | | RPI | S | Opponent | Score | | | |
| | | | 31 | A | Maryland | | 0 | 3 | | 91 | A | Radford | 11 | 6 | | 116 | N | Stony Brook | 4 | 3 | |
| | | | 31 | A | Maryland | | 3 | 7 | | 91 | A | Radford | 7 | 8 | | 116 | N | Stony Brook | 5 | 8 | |
| | | | 31 | A | Maryland | | 0 | 3 | | 91 | A | Radford | 6 | 7 | | 117 | A | UConn | 5 | 3 | |
| | | | | | | | | | | | | | | | | 117 | A | UConn | 7 | 2 | |
| | | | | | | | | | | | | | | | | 128 | A | Hartford | 6 | 2 | |
| | | | | | | | | | | | | | | | | 141 | H | Sacred Heart | 5 | 4 | |
| | | | | | | | | | | | | | | | | 141 | H | Sacred Heart | 3 | 10 | |
| | | | | | | | | | | | | | | | | 141 | H | Sacred Heart | 6 | 10 | |
| | | | | | | | | | | | | | | | | 141 | H | Sacred Heart | 7 | 6 | |
| | | | | | | | | | | | | | | | | 142 | H | Central Conn. St. | 1 | 3 | |
| | | | | | | | | | | | | | | | | 142 | H | Central Conn. St. | 2 | 0 | |
| | | | | | | | | | | | | | | | | 142 | H | Central Conn. St. | 4 | 3 | |
| | | | | | | | | | | | | | | | | 142 | H | Central Conn. St. | 12 | 4 | |
| | | | | | | | | | | | | | | | | 153 | A | Delaware | 14 | 2 | |
| | | | | | | | | | | | | | | | | 153 | A | Delaware | 10 | 9 | |
| | | | | | | | | | | | | | | | | 153 | A | Delaware | 4 | 5 | |
| | | | | | | | | | | | | | | | | 153 | A | Delaware | 11 | 0 | |
| | | | | | | | | | | | | | | | | 189 | A | Northeastern | 3 | 0 | |
| | | | | | | | | | | | | | | | | 195 | A | East Tenn. St. | 4 | 5 | |
| | | | | | | | | | | | | | | | | 195 | A | East Tenn. St. | 9 | 6 | |
| | | | | | | | | | | | | | | | | 219 | H | UMass Lowell | 5 | 4 | |
| | | | | | | | | | | | | | | | | 220 | A | Mt. St. Mary's | 12 | 2 | |
| | | | | | | | | | | | | | | | | 220 | A | Mt. St. Mary's | 8 | 3 | |
| | | | | | | | | | | | | | | | | 220 | A | Mt. St. Mary's | 12 | 3 | |
| | | | | | | | | | | | | | | | | 220 | A | Mt. St. Mary's | 5 | 4 | |
| | | | | | | | | | | | | | | | | 222 | A | LIU Brooklyn | 8 | 4 | |
| | | | | | | | | | | | | | | | | 222 | A | LIU Brooklyn | 3 | 1 | |
| LAST 15 GAMES | | | | | | | | | | | | | | | | | | | | | |
| | | | 253 | A | Fairleigh Dickinson | | 9 | 3 | | 141 | H | Sacred Heart | | 5 | 4 | | 220 | A | Mt. St. Mary's | 8 | 3 |
| | | | 253 | A | Fairleigh Dickinson | | 8 | 3 | | 220 | A | Mt. St. Mary's | | 8 | 3 | | 220 | A | Mt. St. Mary's | 12 | 3 |
| | | | 253 | A | Fairleigh Dickinson | | 8 | 0 | | 220 | A | Mt. St. Mary's | | 12 | 3 | | 220 | A | Mt. St. Mary's | 5 | 4 |
| | | | 253 | A | Fairleigh Dickinson | | 6 | 0 | | | | | | | | | 222 | A | LIU Brooklyn | 8 | 4 |
| | | | 141 | H | Sacred Heart | | 7 | 6 | | | | | | | | | 222 | A | LIU Brooklyn | 3 | 1 |

Non-Div. I Games:

Bryant

| | | |
|--------------------|---|----|
| 141 H Sacred Heart | 6 | 10 |
| 141 H Sacred Heart | 3 | 10 |

| RPI | S | Opponent | Score | |
|-----|---|---------------------|-------|---|
| 222 | A | LIU Brooklyn | 7 | 0 |
| 222 | A | LIU Brooklyn | 7 | 6 |
| 253 | A | Fairleigh Dickinson | 8 | 3 |
| 253 | A | Fairleigh Dickinson | 9 | 3 |
| 253 | A | Fairleigh Dickinson | 8 | 0 |
| 253 | A | Fairleigh Dickinson | 6 | 0 |
| 261 | A | USC Upstate | 21 | 4 |
| 261 | A | USC Upstate | 13 | 2 |
| 261 | A | USC Upstate | 7 | 8 |
| 270 | A | Rhode Island | 8 | 3 |
| 270 | H | Rhode Island | 11 | 7 |
| 278 | A | N.C. A&T | 4 | 0 |
| 278 | A | N.C. A&T | 1 | 0 |
| 279 | H | Albany (NY) | 6 | 0 |
| 279 | H | Albany (NY) | 14 | 4 |
| 279 | H | Albany (NY) | 13 | 3 |

B
r
y
a
n
t

B
r
y
a
n
t

| Average RPI Win: | | 142 | WON-LOST RECORD | | WINNING PCT. RANK | LAST 15 GAMES | STRENGTH OF SCHEDULE | | OPP. STRENGTH OF SCHEDULE | TEAM RPI | ADJ RPI | CONF. RPI | ADJ CONF. RPI | | | | |
|-------------------|---|-------------|-----------------|-----------|-------------------|----------------|----------------------|-----------------|---------------------------|-------------|---------|-----------|---------------|--------------|---|-------|----|
| Average RPI Loss: | | 61 | | | | | | | | | | | | | | | |
| DIV. I ONLY | | | 33-18-0 | | .64706 | 50 | 8-7-0 | | 69 | 84 | 37 | .55853 | 37 | 6 | 6 | | |
| DIV. I NON-CONF. | | | 19-11-0 | | .63333 | 60 | 2-1-0 | | 123 | 87 | 68 | .5351 | 68 | 6 | 7 | | |
| TOTALS | | RPI 1-25 | | RPI 26-50 | | W-L RECORDS | | RPI 51-100 | | RPI 101-150 | | RPI 150+ | | | | | |
| 33-18-0 | | 1-7-0 | | 1-2-0 | | OVERALL | | 8-5-0 | | 11-2-0 | | 12-2-0 | | | | | |
| 17-8-0 | | 0-2-0 | | 0-0-0 | | HOME | | 4-3-0 | | 5-1-0 | | 8-2-0 | | | | | |
| 16-10-0 | | 1-5-0 | | 1-2-0 | | AWAY | | 4-2-0 | | 6-1-0 | | 4-0-0 | | | | | |
| 0-0-0 | | 0-0-0 | | 0-0-0 | | NEUTRAL | | 0-0-0 | | 0-0-0 | | 0-0-0 | | | | | |
| 19-11-0 | | 0-5-0 | | 1-2-0 | | NON-CONFERENCE | | 5-2-0 | | 4-0-0 | | 9-2-0 | | | | | |
| 14-5-0 | | 0-2-0 | | 0-0-0 | | HOME | | 3-1-0 | | 3-0-0 | | 8-2-0 | | | | | |
| 5-6-0 | | 0-3-0 | | 1-0- | | AWAY | | 2-1-0 | | 1-0-0 | | 1-0-0 | | | | | |
| 0-0-0 | | 0-0-0 | | 0-0-0 | | NEUTRAL | | 0-0-0 | | 0-0-0 | | 0-0-0 | | | | | |
| 14-7-0 | | 1-2-0 | | 0-0-0 | | CONFERENCE | | 3-3-0 | | 7-2-0 | | 3-0-0 | | | | | |
| 3-3-0 | | 0-0-0 | | 0-0-0 | | HOME | | 1-2-0 | | 2-1-0 | | 0-0-0 | | | | | |
| 11-4-0 | | 1-2-0 | | 0-0-0 | | AWAY | | 2-1-0 | | 5-1-0 | | 3-0-0 | | | | | |
| 0-0-0 | | 0-0-0 | | 0-0-0 | | NEUTRAL | | 0-0-0 | | 0-0-0 | | 0-0-0 | | | | | |
| RPI | S | Opponent | | Score | | RPI | S | Opponent | | Score | | RPI | S | Opponent | | Score | |
| 11 | A | Texas | | 0 | 5 | 33 | A | Sam Houston St. | | 5 | 1 | 56 | H | Evansville | | 4 | 8 |
| 13 | A | TCU | | 4 | 5 | 33 | A | Sam Houston St. | | 1 | 4 | 56 | H | Evansville | | 10 | 2 |
| 13 | H | TCU | | 1 | 7 | 33 | A | Sam Houston St. | | 2 | 12 | 56 | H | Evansville | | 1 | 13 |
| 14 | A | Texas Tech | | 4 | 5 | | | | | | | 58 | A | Illinois St. | | 9 | 1 |
| 14 | H | Texas Tech | | 3 | 18 | | | | | | | 58 | A | Illinois St. | | 2 | 1 |
| 17 | A | Indiana St. | | 5 | 6 | | | | | | | 58 | A | Illinois St. | | 1 | 3 |
| 17 | A | Indiana St. | | 8 | 5 | | | | | | | 78 | H | Oral Roberts | | 5 | 4 |
| 17 | A | Indiana St. | | 2 | 3 | | | | | | | 78 | H | Oral Roberts | | 4 | 6 |
| | | | | | | | | | | | | 78 | H | Oral Roberts | | 10 | 5 |
| | | | | | | | | | | | | 89 | A | Oklahoma | | 9 | 1 |
| | | | | | | | | | | | | 95 | A | Baylor | | 4 | 7 |
| | | | | | | | | | | | | 95 | A | Baylor | | 6 | 3 |
| | | | | | | | | | | | | 95 | H | Baylor | | 12 | 8 |
| | | | | | | | | | | | | | | | | | |
| | | | | | | | | | | | | | | | | | |
| | | | | | | | | | | | | | | | | | |
| | | | | | | | | | | | | | | | | | |
| | | | | | | | | | | | | | | | | | |
| | | | | | | | | | | | | | | | | | |
| | | | | | | | | | | | | | | | | | |
| | | | | | | | | | | | | | | | | | |
| | | | | | | | | | | | | | | | | | |
| | | | | | | | | | | | | | | | | | |
| | | | | | | | | | | | | | | | | | |
| | | | | | | | | | | | | | | | | | |
| | | | | | | | | | | | | | | | | | |
| | | | | | | | | | | | | | | | | | |
| | | | | | | | | | | | | | | | | | |
| | | | | | | | | | | | | | | | | | |
| | | | | | | | | | | | | | | | | | |
| | | | | | | | | | | | | | | | | | |
| | | | | | | | | | | | | | | | | | |
| | | | | | | | | | | | | | | | | | |
| | | | | | | | | | | | | | | | | | |
| | | | | | | | | | | | | | | | | | |
| | | | | | | | | | | | | | | | | | |
| | | | | | | | | | | | | | | | | | |
| | | | | | | | | | | | | | | | | | |
| | | | | | | | | | | | | | | | | | |
| | | | | | | | | | | | | | | | | | |
| | | | | | | | | | | | | | | | | | |
| | | | | | | | | | | | | | | | | | |
| | | | | | | | | | | | | | | | | | |
| | | | | | | | | | | | | | | | | | |
| | | | | | | | | | | | | | | | | | |
| | | | | | | | | | | | | | | | | | |
| | | | | | | | | | | | | | | | | | |
| | | | | | | | | | | | | | | | | | |
| | | | | | | | | | | | | | | | | </ | |

Non-Div. I Games:

Dallas Baptist

| | | |
|--------------------|---|---|
| 125 H Missouri St. | 1 | 0 |
| 125 H Missouri St. | 6 | 5 |

D
a
l
l
a
s
B
a
p
t
i
s
t

D
a
l
l
a
s
B
a
p
t
i
s
t

| Average RPI Win: 118 | | WON-LOST RECORD | | WINNING PCT. RANK | | LAST 15 GAMES | | STRENGTH OF SCHEDULE | | OPP. STRENGTH OF SCHEDULE | | TEAM RPI | | ADJ RPI | | CONF. RPI | | ADJ CONF. RPI | | | | | |
|----------------------|---|-----------------|--|-------------------|---|----------------|---|----------------------|--|---------------------------|---|----------|---|--------------|--|-----------|----|---------------|--|---|--|---|--|
| DIV. I ONLY | | 33-21-0 | | .61111 | | 68 | | 10-5-0 | | 57 | | 32 | | 38 | | .55825 | | 38 | | 2 | | 2 | |
| DIV. I NON-CONF. | | 18-12-0 | | .6 | | 78 | | 1-2-0 | | 214 | | 101 | | 98 | | .51853 | | 98 | | 2 | | 2 | |
| TOTALS | | RPI 1-25 | | RPI 26-50 | | W-L RECORDS | | RPI 51-100 | | RPI 101-150 | | RPI 150+ | | | | | | | | | | | |
| 33-21-0 | | 6-6-0 | | 4-2-0 | | OVERALL | | 7-6-0 | | 3-5-0 | | 13-2-0 | | | | | | | | | | | |
| 12-8-0 | | 4-2-0 | | 3-0-0 | | HOME | | 1-3-0 | | 2-2-0 | | 2-1-0 | | | | | | | | | | | |
| 10-12-0 | | 2-4-0 | | 1-2-0 | | AWAY | | 6-3-0 | | 1-3-0 | | 0-0-0 | | | | | | | | | | | |
| 11-1-0 | | 0-0-0 | | 0-0-0 | | NEUTRAL | | 0-0-0 | | 0-0-0 | | 11-1-0 | | | | | | | | | | | |
| 18-12-0 | | 0-0-0 | | 1-2-0 | | NON-CONFERENCE | | 1-3-0 | | 3-5-0 | | 13-2-0 | | | | | | | | | | | |
| 4-4-0 | | 0-0-0 | | 0-0-0 | | HOME | | 0-1-0 | | 2-2-0 | | 2-1-0 | | | | | | | | | | | |
| 3-7-0 | | 0-0-0 | | 1-0- | | AWAY | | 1-2-0 | | 1-3-0 | | 0-0-0 | | | | | | | | | | | |
| 11-1-0 | | 0-0-0 | | 0-0-0 | | NEUTRAL | | 0-0-0 | | 0-0-0 | | 11-1-0 | | | | | | | | | | | |
| 15-9-0 | | 6-6-0 | | 3-0-0 | | CONFERENCE | | 6-3-0 | | 0-0-0 | | 0-0-0 | | | | | | | | | | | |
| 8-4-0 | | 4-2-0 | | 3-0-0 | | HOME | | 1-2-0 | | 0-0-0 | | 0-0-0 | | | | | | | | | | | |
| 7-5-0 | | 2-4-0 | | 0-0-0 | | AWAY | | 5-1-0 | | 0-0-0 | | 0-0-0 | | | | | | | | | | | |
| 0-0-0 | | 0-0-0 | | 0-0-0 | | NEUTRAL | | 0-0-0 | | 0-0-0 | | 0-0-0 | | | | | | | | | | | |
| RPI | S | Opponent | | Score | | RPI | S | Opponent | | Score | | RPI | S | Opponent | | Score | | | | | | | |
| 11 | A | Texas | | 1 | 2 | 29 | H | West Virginia | | 5 | 2 | 53 | A | New Mexico | | 3 | 6 | | | | | | |
| 11 | A | Texas | | 3 | 2 | 29 | H | West Virginia | | 5 | 3 | 53 | A | New Mexico | | 4 | 10 | | | | | | |
| 11 | A | Texas | | 6 | 1 | 29 | H | West Virginia | | 9 | 8 | 77 | A | Creighton | | 11 | 0 | | | | | | |
| 13 | H | TCU | | 1 | 3 | 32 | A | Stanford | | 4 | 5 | 78 | H | Oral Roberts | | 7 | 8 | | | | | | |
| 13 | H | TCU | | 2 | 5 | 32 | A | Stanford | | 4 | 2 | 89 | H | Oklahoma | | 1 | 2 | | | | | | |
| 13 | H | TCU | | 5 | 1 | 32 | A | Stanford | | 0 | 1 | 89 | H | Oklahoma | | 1 | 2 | | | | | | |
| 14 | H | Texas Tech | | 11 | 3 | | | | | | | 89 | H | Oklahoma | | 4 | 3 | | | | | | |
| 14 | H | Texas Tech | | 6 | 4 | | | | | | | 95 | A | Baylor | | 1 | 0 | | | | | | |
| 14 | H | Texas Tech | | 4 | 1 | | | | | | | 95 | A | Baylor | | 10 | 2 | | | | | | |
| 24 | A | Oklahoma St. | | 0 | 7 | | | | | | | 95 | A | Baylor | | 8 | 5 | | | | | | |
| 24 | A | Oklahoma St. | | 3 | 5 | | | | | | | 98 | A | Kansas St. | | 0 | 10 | | | | | | |
| 24 | A | Oklahoma St. | | 3 | 6 | | | | | | | 98 | A | Kansas St. | | 6 | 3 | | | | | | |
| | | | | | | | | | | | | 98 | A | Kansas St. | | 2 | 1 | | | | | | |
| | | | | | | | | | | | | | | | | | | | | | | | |
| | | | | | | | | | | | | | | | | | | | | | | | |
| | | | | | | | | | | | | | | | | | | | | | | | |
| | | | | | | | | | | | | | | | | | | | | | | | |
| | | | | | | | | | | | | | | | | | | | | | | | |
| | | | | | | | | | | | | | | | | | | | | | | | |
| | | | | | | | | | | | | | | | | | | | | | | | |
| | | | | | | | | | | | | | | | | | | | | | | | |
| | | | | | | | | | | | | | | | | | | | | | | | |
| | | | | | | | | | | | | | | | | | | | | | | | |
| | | | | | | | | | | | | | | | | | | | | | | | |
| | | | | | | | | | | | | | | | | | | | | | | | |
| | | | | | | | | | | | | | | | | | | | | | | | |
| | | | | | | | | | | | | | | | | | | | | | | | |
| | | | | | | | | | | | | | | | | | | | | | | | |
| | | | | | | | | | | | | | | | | | | | | | | | |
| | | | | | | | | | | | | | | | | | | | | | | | |
| | | | | | | | | | | | | | | | | | | | | | | | |
| | | | | | | | | | | | | | | | | | | | | | | | |
| | | | | | | | | | | | | | | | | | | | | | | | |
| | | | | | | | | | | | | | | | | | | | | | | | |
| | | | | | | | | | | | | | | | | | | | | | | | |
| | | | | | | | | | | | | | | | | | | | | | | | |
| | | | | | | | | | | | | | | | | | | | | | | | |
| | | | | | | | | | | | | | | | | | | | | | | | |
| | | | | | | | | | | | | | | | | | | | | | | | |
| | | | | | | | | | | | | | | | | | | | | | | | |
| | | | | | | | | | | | | | | | | | | | | | | | |
| | | | | | | | | | | | | | | | | | | | | | | | |
| | | | | | | | | | | | | | | | | | | | | | | | |
| | | | | | | | | | | | | | | | | | | | | | | | |
| | | | | | | | | | | | | | | | | | | | | | | | |
| | | | | | | | | | | | | | | | | | | | | | | | |
| | | | | | | | | | | | | | | | | | | | | | | | |

Non-Div. I Games:

Kansas

| | | | | |
|----|---|------------|----|---|
| 14 | H | Texas Tech | 6 | 4 |
| 14 | H | Texas Tech | 11 | 3 |

K
a
n
s
a
s

K
a
n
s
a
s

| Average RPI Win: 122 | | WON-LOST RECORD | | WINNING PCT. RANK | | LAST 15 GAMES | | STRENGTH OF SCHEDULE | | OPP. STRENGTH OF SCHEDULE | | TEAM RPI | | ADJ RPI | | CONF. RPI | | ADJ CONF. RPI | |
|----------------------|------------|-----------------|-------|--------------------|-------|----------------|--|----------------------|---|---------------------------|------------|----------------|-------|-----------|-------|-----------------|--|---------------|----|
| DIV. I ONLY | | 34-17-0 | | .66667 42 | | 12-3-0 | | 75 | | 113 | | 39 | | .55778 39 | | 11 | | 11 | |
| DIV. I NON-CONF. | | 19-12-0 | | .6129 71 | | 3-0-0 | | 49 | | 66 | | 38 | | .55306 38 | | 8 | | 9 | |
| TOTALS | | RPI 1-25 | | RPI 26-50 | | W-L RECORDS | | RPI 51-100 | | RPI 101-150 | | RPI 150+ | | | | | | | |
| 34-17-0 | | 2-1-0 | | 4-4-0 | | OVERALL | | 6-2-0 | | 15-4-0 | | 8-6-0 | | | | | | | |
| 17-7-0 | | 0-0-0 | | 3-3-0 | | HOME | | 5-1-0 | | 3-0-0 | | 6-3-0 | | | | | | | |
| 13-7-0 | | 0-0-0 | | 1-1-0 | | AWAY | | 1-1-0 | | 10-3-0 | | 2-2-0 | | | | | | | |
| 4-3-0 | | 2-1-0 | | 0-0-0 | | NEUTRAL | | 0-0-0 | | 2-1-0 | | 0-1-0 | | | | | | | |
| 19-12-0 | | 2-1-0 | | 4-4-0 | | NON-CONFERENCE | | 3-2-0 | | 6-1-0 | | 4-4-0 | | | | | | | |
| 10-5-0 | | 0-0-0 | | 3-3-0 | | HOME | | 2-1-0 | | 3-0-0 | | 2-1-0 | | | | | | | |
| 5-4-0 | | 0-0-0 | | 1-0- | | AWAY | | 1-1-0 | | 1-0-0 | | 2-2-0 | | | | | | | |
| 4-3-0 | | 2-1-0 | | 0-0-0 | | NEUTRAL | | 0-0-0 | | 2-1-0 | | 0-1-0 | | | | | | | |
| 16-5-0 | | 0-0-0 | | 0-0-0 | | CONFERENCE | | 3-0-0 | | 9-3-0 | | 4-2-0 | | | | | | | |
| 7-2-0 | | 0-0-0 | | 0-0-0 | | HOME | | 3-0-0 | | 0-0-0 | | 4-2-0 | | | | | | | |
| 9-3-0 | | 0-0-0 | | 0-0-0 | | AWAY | | 0-0-0 | | 9-3-0 | | 0-0-0 | | | | | | | |
| 0-0-0 | | 0-0-0 | | 0-0-0 | | NEUTRAL | | 0-0-0 | | 0-0-0 | | 0-0-0 | | | | | | | |
| RPI S | Opponent | | Score | | RPI S | Opponent | | Score | | RPI S | Opponent | | Score | | RPI S | Opponent | | Score | |
| 4 N | Oregon St. | | 7 | 15 | 26 H | UC Irvine | | 6 | 7 | 77 A | Creighton | | 4 | 2 | 104 A | Iowa | | 5 | 1 |
| 4 N | Oregon St. | | 9 | 2 | 26 H | UC Irvine | | 7 | 4 | 77 H | Creighton | | 5 | 4 | 104 A | Iowa | | 4 | 8 |
| 23 N | Washington | | 13 | 3 | 26 H | UC Irvine | | 13 | 4 | 98 A | Kansas St. | | 6 | 12 | 104 A | Iowa | | 1 | 2 |
| | | | | | 30 H | UNLV | | 2 | 5 | 98 H | Kansas St. | | 6 | 10 | 107 A | Wichita St. | | 7 | 3 |
| | | | | | 30 H | UNLV | | 5 | 3 | 98 H | Kansas St. | | 14 | 5 | 109 A | Michigan | | 5 | 7 |
| | | | | | 30 H | UNLV | | 4 | 5 | 100 H | Ohio St. | | 2 | 1 | 109 A | Michigan | | 6 | 4 |
| | | | | | 50 A | Arkansas | | 3 | 4 | 100 H | Ohio St. | | 3 | 2 | 109 A | Michigan | | 3 | 1 |
| | | | | | 50 A | Arkansas | | 6 | 4 | 100 H | Ohio St. | | 4 | 3 | 111 A | Michigan St. | | 4 | 1 |
| | | | | | | | | | | | | | | | 111 A | Michigan St. | | 5 | 3 |
| | | | | | | | | | | | | | | | 111 A | Michigan St. | | 4 | 1 |
| | | | | | | | | | | | | | | | 114 H | St. John's (NY) | | 14 | 7 |
| | | | | | | | | | | | | | | | 114 H | St. John's (NY) | | 12 | 4 |
| | | | | | | | | | | | | | | | 114 H | St. John's (NY) | | 7 | 6 |
| | | | | | | | | | | | | | | | 121 A | Minnesota | | 8 | 6 |
| | | | | | | | | | | | | | | | 121 A | Minnesota | | 3 | 2 |
| | | | | | | | | | | | | | | | 121 A | Minnesota | | 5 | 2 |
| | | | | | | | | | | | | | | | 139 N | Pacific | | 5 | 3 |
| | | | | | | | | | | | | | | | 148 N | Gonzaga | | 3 | 5 |
| | | | | | | | | | | | | | | | 148 N | Gonzaga | | 7 | 4 |
| | | | | | | | | | | | | | | | 165 N | Utah | | 3 | 4 |
| | | | | | | | | | | | | | | | 202 A | Citadel | | 4 | 0 |
| | | | | | | | | | | | | | | | 202 A | Citadel | | 8 | 12 |
| | | | | | | | | | | | | | | | 202 A | Citadel | | 3 | 6 |
| | | | | | | | | | | | | | | | 208 A | Omaha | | 4 | 1 |
| | | | | | | | | | | | | | | | 208 H | Omaha | | 17 | 6 |
| | | | | | | | | | | | | | | | 221 H | Penn St. | | 9 | 2 |
| | | | | | | | | | | | | | | | 221 H | Penn St. | | 8 | 4 |
| | | | | LAST 15 GAMES | | | | | | | | | | | | | | | |
| | | | | 111 A Michigan St. | | | | 4 1 | | | | 109 A Michigan | | | | 5 7 | | | |
| | | | | 111 A Michigan St. | | | | 4 1 | | | | 109 A Michigan | | | | 3 1 | | | |
| | | | | 111 A Michigan St. | | | | 5 3 | | | | 109 A Michigan | | | | 6 4 | | | |
| | | | | 221 H Penn St. | | | | 8 4 | | | | | | | | | | | |
| | | | | 221 H Penn St. | | | | 9 2 | | | | | | | | | | | |

Non-Div. I Games:

Nebraska

| | | | | |
|-----|---|----------|----|---|
| 221 | H | Penn St. | 13 | 3 |
| 208 | A | Omaha | 4 | 1 |

| RPI | S | Opponent | Score | |
|-----|---|----------------|-------|---|
| 221 | H | Penn St. | 13 | 3 |
| 241 | H | Northwestern | 2 | 3 |
| 241 | H | Northwestern | 1 | 2 |
| 241 | H | Northwestern | 10 | 9 |
| 293 | H | Northern Colo. | 10 | 2 |
| 293 | H | Northern Colo. | 2 | 9 |

Nebraska

N
e
b
r
a
s
k
a

N
e
b
r
a
s
k
a

| Average RPI Win: 144 | | WON-LOST | WINNING | LAST 15 | STRENGTH OF | | OPP. STRENGTH | TEAM | ADJ | | CONF. | ADJ CONF. | | | |
|-----------------------|----------|----------|-----------|---------------|------------------|-------|---------------|-------|---------------------|--------|----------|-----------|--------------------|-------|---|
| Average RPI Loss: 122 | | RECORD | PCT. RANK | GAMES | SCHEDULE | | OF SCHEDULE | RPI | RPI | | RPI | RPI | | | |
| DIV. I ONLY | | 34-14-0 | .70833 | 24 | 9-6-0 | | 117 | 97 | 40 | .55705 | 40 | 14 | | | |
| DIV. I NON-CONF. | | 17-7-0 | .70833 | 33 | 2-2-0 | | 29 | 41 | 13 | .59112 | 13 | 12 | | | |
| TOTALS | | RPI 1-25 | RPI 26-50 | | W-L RECORDS | | RPI 51-100 | | RPI 101-150 | | RPI 150+ | | | | |
| 34-14-0 | | 2-1-0 | 2-0-0 | | OVERALL | | 6-3-0 | | 5-5-0 | | 19-5-0 | | | | |
| 21-7-0 | | 2-0-0 | 1-0-0 | | HOME | | 5-1-0 | | 3-3-0 | | 10-3-0 | | | | |
| 13-7-0 | | 0-1-0 | 1-0-0 | | AWAY | | 1-2-0 | | 2-2-0 | | 9-2-0 | | | | |
| 0-0-0 | | 0-0-0 | 0-0-0 | | NEUTRAL | | 0-0-0 | | 0-0-0 | | 0-0-0 | | | | |
| 17-7-0 | | 2-1-0 | 2-0-0 | | NON-CONFERENCE | | 4-2-0 | | 3-1-0 | | 6-3-0 | | | | |
| 11-2-0 | | 2-0-0 | 1-0-0 | | HOME | | 3-0-0 | | 2-1-0 | | 3-1-0 | | | | |
| 6-5-0 | | 0-1-0 | 1-0- | | AWAY | | 1-2-0 | | 1-0-0 | | 3-2-0 | | | | |
| 0-0-0 | | 0-0-0 | 0-0-0 | | NEUTRAL | | 0-0-0 | | 0-0-0 | | 0-0-0 | | | | |
| 17-7-0 | | 0-0-0 | 0-0-0 | | CONFERENCE | | 2-1-0 | | 2-4-0 | | 13-2-0 | | | | |
| 10-5-0 | | 0-0-0 | 0-0-0 | | HOME | | 2-1-0 | | 1-2-0 | | 7-2-0 | | | | |
| 7-2-0 | | 0-0-0 | 0-0-0 | | AWAY | | 0-0-0 | | 1-2-0 | | 6-0-0 | | | | |
| 0-0-0 | | 0-0-0 | 0-0-0 | | NEUTRAL | | 0-0-0 | | 0-0-0 | | 0-0-0 | | | | |
| RPI S | Opponent | Score | | RPI S | Opponent | Score | | RPI S | Opponent | Score | | RPI S | Opponent | Score | |
| 8 H | Houston | 3 | 0 | 26 A | UC Irvine | 6 | 0 | 52 A | Long Beach St. | 0 | 7 | 114 H | St. John's (NY) | 0 | 2 |
| 16 A | Cal Poly | 1 | 5 | 26 H | UC Irvine | 4 | 3 | 52 H | Long Beach St. | 6 | 3 | 114 H | St. John's (NY) | 8 | 4 |
| 16 H | Cal Poly | 11 | 4 | | | | | 63 A | UC Santa Barbara | 1 | 2 | 114 H | St. John's (NY) | 11 | 1 |
| | | | | | | | | 65 H | San Diego | 6 | 3 | 115 A | UCLA | 8 | 7 |
| | | | | | | | | 65 H | San Diego | 3 | 0 | 130 A | Loyola Marymount | 1 | 3 |
| | | | | | | | | 65 H | San Diego | 4 | 5 | 130 A | Loyola Marymount | 16 | 3 |
| | | | | | | | | 80 A | Southern California | 10 | 4 | 130 A | Loyola Marymount | 2 | 3 |
| | | | | | | | | 80 H | Southern California | 4 | 3 | 139 H | Pacific | 4 | 6 |
| | | | | | | | | 97 H | UNC Wilmington | 2 | 1 | 139 H | Pacific | 5 | 7 |
| | | | | | | | | | | | | 139 H | Pacific | 5 | 3 |
| | | | | | | | | | | | | 157 H | San Francisco | 13 | 2 |
| | | | | | | | | | | | | 157 H | San Francisco | 4 | 3 |
| | | | | | | | | | | | | 157 H | San Francisco | 2 | 3 |
| | | | | | | | | | | | | 159 A | Santa Clara | 4 | 2 |
| | | | | | | | | | | | | 159 A | Santa Clara | 10 | 0 |
| | | | | | | | | | | | | 159 A | Santa Clara | 1 | 0 |
| | | | | | | | | | | | | 175 A | Cal St. Northridge | 9 | 5 |
| | | | | | | | | | | | | 175 H | Cal St. Northridge | 2 | 4 |
| | | | | | | | | | | | | 176 A | Hawaii | 0 | 2 |
| | | | | | | | | | | | | 176 A | Hawaii | 2 | 1 |
| | | | | | | | | | | | | 176 A | Hawaii | 7 | 3 |
| | | | | | | | | | | | | 176 A | Hawaii | 1 | 6 |
| | | | | | | | | | | | | 178 H | BYU | 6 | 4 |
| | | | | | | | | | | | | 178 H | BYU | 9 | 1 |
| | | | | | | | | | | | | 178 H | BYU | 0 | 1 |
| | | | | | | | | | | | | 180 H | Utah Valley | 5 | 0 |
| | | | | | | | | | | | | 180 H | Utah Valley | 11 | 8 |
| | | | | LAST 15 GAMES | | | | | | | | | | | |
| | | | | 65 H | San Diego | 3 | 0 | 52 A | Long Beach St. | 0 | 7 | | | | |
| | | | | 65 H | San Diego | 6 | 3 | 16 H | Cal Poly | 11 | 4 | | | | |
| | | | | 65 H | San Diego | 4 | 5 | 157 H | San Francisco | 4 | 3 | | | | |
| | | | | 16 A | Cal Poly | 1 | 5 | | | | | | | | |
| | | | | 130 A | Loyola Marymount | 16 | 3 | | | | | | | | |

Non-Div. I Games:

Pepperdine

| | | | | |
|-----|---|------------------|---|---|
| 130 | A | Loyola Marymount | 1 | 3 |
| 130 | A | Loyola Marymount | 2 | 3 |

| RPI | S | Opponent | Score | |
|-----|---|-----------------|-------|---|
| 180 | H | Utah Valley | 9 | 2 |
| 254 | H | Portland | 6 | 1 |
| 254 | H | Portland | 1 | 0 |
| 254 | H | Portland | 6 | 0 |
| 263 | A | St. Mary's (CA) | 6 | 2 |
| 263 | A | St. Mary's (CA) | 10 | 4 |
| 263 | A | St. Mary's (CA) | 8 | 1 |

P
e
p
p
e
r
d
i
n
e

P
e
p
p
e
r
d
i
n
e

| Average RPI Win: | 89 | WON-LOST | WINNING | LAST 15 | STRENGTH OF | OPP. STRENGTH | TEAM | ADJ | CONF. | ADJ CONF. | | |
|-------------------|----------|--------------|-----------|----------------|-------------|---------------|-------|-------------|--------|---------------------|-------|---|
| Average RPI Loss: | 60 | RECORD | PCT. RANK | GAMES | SCHEDULE | OF SCHEDULE | RPI | RPI | RPI | RPI | | |
| DIV. I ONLY | | 26-21-0 | .55319 | 109 | 7-8-0 | 8 | 19 | 41 | .55605 | 41 | 4 | 4 |
| DIV. I NON-CONF. | | 11-10-0 | .52381 | 130 | 2-3-0 | 10 | 22 | 53 | .54139 | 53 | 3 | 3 |
| <hr/> | | | | | | | | | | | | |
| TOTALS | RPI 1-25 | RPI 26-50 | | W-L RECORDS | | RPI 51-100 | | RPI 101-150 | | RPI 150+ | | |
| 26-21-0 | 6-7-0 | 3-5-0 | | OVERALL | | 7-5-0 | | 5-2-0 | | 5-2-0 | | |
| 15-11-0 | 3-3-0 | 2-2-0 | | HOME | | 7-4-0 | | 1-1-0 | | 2-1-0 | | |
| 7-10-0 | 2-4-0 | 1-3-0 | | AWAY | | 0-1-0 | | 2-1-0 | | 2-1-0 | | |
| 4-0-0 | 1-0-0 | 0-0-0 | | NEUTRAL | | 0-0-0 | | 2-0-0 | | 1-0-0 | | |
| 11-10-0 | 1-3-0 | 2-3-0 | | NON-CONFERENCE | | 3-3-0 | | 3-1-0 | | 2-0-0 | | |
| 7-5-0 | 0-0-0 | 2-2-0 | | HOME | | 3-2-0 | | 1-1-0 | | 1-0-0 | | |
| 0-5-0 | 0-3-0 | 0-0- | | AWAY | | 0-1-0 | | 0-0-0 | | 0-0-0 | | |
| 4-0-0 | 1-0-0 | 0-0-0 | | NEUTRAL | | 0-0-0 | | 2-0-0 | | 1-0-0 | | |
| 15-11-0 | 5-4-0 | 1-2-0 | | CONFERENCE | | 4-2-0 | | 2-1-0 | | 3-2-0 | | |
| 8-6-0 | 3-3-0 | 0-0-0 | | HOME | | 4-2-0 | | 0-0-0 | | 1-1-0 | | |
| 7-5-0 | 2-1-0 | 1-2-0 | | AWAY | | 0-0-0 | | 2-1-0 | | 2-1-0 | | |
| 0-0-0 | 0-0-0 | 0-0-0 | | NEUTRAL | | 0-0-0 | | 0-0-0 | | 0-0-0 | | |
| RPI | S | Opponent | Score | RPI | S | Opponent | Score | RPI | S | Opponent | Score | |
| 4 | A | Oregon St. | 7 3 | 26 | A | UC Irvine | 2 5 | 52 | A | Long Beach St. | 0 11 | |
| 4 | A | Oregon St. | 3 2 | 30 | H | UNLV | 5 2 | 53 | H | New Mexico | 8 5 | |
| 4 | A | Oregon St. | 0 4 | 32 | A | Stanford | 3 2 | 53 | H | New Mexico | 1 7 | |
| 23 | H | Washington | 3 4 | 32 | A | Stanford | 3 4 | 66 | H | California | 4 1 | |
| 23 | H | Washington | 4 1 | 32 | A | Stanford | 0 1 | 66 | H | California | 3 2 | |
| 23 | H | Washington | 3 9 | 44 | H | Tennessee | 5 6 | 66 | H | California | 3 5 | |
| 24 | A | Oklahoma St. | 5 8 | 44 | H | Tennessee | 3 1 | 80 | H | Southern California | 5 3 | |
| 24 | A | Oklahoma St. | 12 14 | 44 | H | Tennessee | 4 6 | 80 | H | Southern California | 10 9 | |
| 24 | A | Oklahoma St. | 5 6 | | | | | 80 | H | Southern California | 7 8 | |
| 24 | N | Oklahoma St. | 6 1 | | | | | 95 | H | Baylor | 7 9 | |
| 25 | H | Oregon | 4 5 | | | | | 95 | H | Baylor | 12 1 | |
| 25 | H | Oregon | 9 4 | | | | | 95 | H | Baylor | 7 4 | |
| 25 | H | Oregon | 8 6 | | | | | | | | | |
| | | | | | | | | | | | | |
| | | | | | | | | | | | | |
| | | | | | | | | | | | | |
| | | | | | | | | | | | | |
| | | | | | | | | | | | | |
| | | | | | | | | | | | | |
| | | | | | | | | | | | | |
| | | | | | | | | | | | | |
| | | | | | | | | | | | | |
| | | | | | | | | | | | | |
| | | | | | | | | | | | | |
| | | | | | | | | | | | | |
| | | | | | | | | | | | | |
| | | | | | | | | | | | | |
| | | | | | | | | | | | | |
| | | | | | | | | | | | | |
| | | | | | | | | | | | | |
| | | | | | | | | | | | | |
| | | | | | | | | | | | | |
| | | | | | | | | | | | | |
| | | | | | | | | | | | | |
| | | | | | | | | | | | | |
| | | | | | | | | | | | | |
| | | | | | | | | | | | | |
| | | | | | | | | | | | | |
| | | | | | | | | | | | | |
| | | | | | | | | | | | | |
| | | | | | | | | | | | | |
| | | | | | | | | | | | | |
| | | | | | | | | | | | | |
| | | | | | | | | | | | | |
| | | | | | | | | | | | | |
| | | | | | | | | | | | | |
| | | | | | | | | | | | | |
| | | | | | | | | | | | | |
| | | | | | | | | | | | | |
| | | | | | | | | | | | | |
| | | | | | | | | | | | | |
| | | | | | | | | | | | | |
| | | | | | | | | | | | | |
| | | | | | | | | | | | | |
| | | | | | | | | | | | | |
| | | | | | | | | | | | | |
| | | | | | | | | | | | | |
| | | | | | | | | | | | | |
| | | | | | | | | | | | | |
| | | | | | | | | | | | | |
| | | | | | | | | | | | | |
| | | | | | | | | | | | | |
| | | | | | | | | | | | | |
| | | | | | | | | | | | | |
| | | | | | | | | | | | | |
| | | | | | | | | | | | | |
| | | | | | | | | | | | | |
| | | | | | | | | | | | | |
| | | | | | | | | | | | | |
| | | | | | | | | | | | | |
| | | | | | | | | | | | | |
| | | | | | | | | | | | | |
| | | | | | | | | | | | | |
| | | | | | | | | | | | | |
| | | | | | | | | | | | | |
| | | | | | | | | | | | | |
| | | | | | | | | | | | | |

Non-Div. I Games:

Arizona St.

| | | | | |
|-----|---|----------------|---|---|
| 24 | A | Oklahoma St. | 5 | 8 |
| 255 | H | New Mexico St. | 2 | 0 |

A
r
i
z
o
n
a
S
t
.

A
r
i
z
o
n
a
S
t
.

| Average RPI Win: | 102 | WON-LOST RECORD | WINNING PCT. RANK | LAST 15 GAMES | STRENGTH OF SCHEDULE | OPP. STRENGTH OF SCHEDULE | TEAM RPI | ADJ RPI | CONF. RPI | ADJ CONF. RPI | | | | | |
|------------------|----------|-----------------|-------------------|--------------------|----------------------|---------------------------|----------|--------------------|-----------|-------------------|-------|-----|---|------------------|------|
| DIV. I ONLY | | 33-19-0 | .63462 | 56 | 11-4-0 | 37 | 15 | 42 | .55447 | 42 | 1 | 1 | | | |
| DIV. I NON-CONF. | | 16-8-0 | .66667 | 45 | 1-1-0 | 213 | 95 | 133 | .5073 | 133 | 1 | 1 | | | |
| <hr/> | | | | | | | | | | | | | | | |
| TOTALS | RPI 1-25 | RPI 26-50 | | W-L RECORDS | | RPI 51-100 | | RPI 101-150 | | RPI 150+ | | | | | |
| 33-19-0 | 4-6-0 | 7-5-0 | | OVERALL | | 7-3-0 | | 6-2-0 | | 9-3-0 | | | | | |
| 22-12-0 | 3-3-0 | 5-4-0 | | HOME | | 3-1-0 | | 3-2-0 | | 8-2-0 | | | | | |
| 9-5-0 | 0-3-0 | 2-1-0 | | AWAY | | 3-0-0 | | 3-0-0 | | 1-1-0 | | | | | |
| 2-2-0 | 1-0-0 | 0-0-0 | | NEUTRAL | | 1-2-0 | | 0-0-0 | | 0-0-0 | | | | | |
| 16-8-0 | 0-0-0 | 0-0-0 | | NON-CONFERENCE | | 4-3-0 | | 3-2-0 | | 9-3-0 | | | | | |
| 14-5-0 | 0-0-0 | 0-0-0 | | HOME | | 3-1-0 | | 3-2-0 | | 8-2-0 | | | | | |
| 1-1-0 | 0-0-0 | 0-0- | | AWAY | | 0-0-0 | | 0-0-0 | | 1-1-0 | | | | | |
| 1-2-0 | 0-0-0 | 0-0-0 | | NEUTRAL | | 1-2-0 | | 0-0-0 | | 0-0-0 | | | | | |
| 17-11-0 | 4-6-0 | 7-5-0 | | CONFERENCE | | 3-0-0 | | 3-0-0 | | 0-0-0 | | | | | |
| 8-7-0 | 3-3-0 | 5-4-0 | | HOME | | 0-0-0 | | 0-0-0 | | 0-0-0 | | | | | |
| 8-4-0 | 0-3-0 | 2-1-0 | | AWAY | | 3-0-0 | | 3-0-0 | | 0-0-0 | | | | | |
| 1-0-0 | 1-0-0 | 0-0-0 | | NEUTRAL | | 0-0-0 | | 0-0-0 | | 0-0-0 | | | | | |
| RPI | S | Opponent | Score | RPI | S | Opponent | Score | RPI | S | Opponent | Score | | | | |
| 7 | H | Vanderbilt | 1 5 | 35 | H | Texas A&M | 3 6 | 57 | H | Western Caro. | 2 3 | 101 | H | Jacksonville St. | 1 2 |
| 7 | H | Vanderbilt | 17 2 | 35 | H | Texas A&M | 5 1 | 57 | H | Western Caro. | 6 1 | 110 | H | Memphis | 4 6 |
| 7 | H | Vanderbilt | 6 3 | 35 | H | Texas A&M | 4 6 | 57 | H | Western Caro. | 7 2 | 111 | H | Michigan St. | 7 1 |
| 15 | H | Ole Miss | 2 12 | 44 | H | Tennessee | 1 0 | 63 | N | UC Santa Barbara | 3 8 | 111 | H | Michigan St. | 4 2 |
| 15 | H | Ole Miss | 6 5 | 44 | H | Tennessee | 2 4 | 63 | N | UC Santa Barbara | 6 7 | 119 | A | Missouri | 9 7 |
| 15 | H | Ole Miss | 1 6 | 44 | H | Tennessee | 4 3 | 67 | N | Southern Miss. | 4 3 | 119 | A | Missouri | 6 2 |
| 15 | N | Ole Miss | 8 3 | 45 | A | Georgia | 1 7 | 68 | A | Auburn | 3 0 | 119 | A | Missouri | 3 2 |
| 20 | A | LSU | 4 17 | 45 | A | Georgia | 6 1 | 68 | A | Auburn | 3 0 | 137 | H | South Ala. | 3 0 |
| 20 | A | LSU | 0 3 | 45 | A | Georgia | 4 1 | 68 | A | Auburn | 12 1 | 151 | H | Eastern Ill. | 4 3 |
| 20 | A | LSU | 1 2 | 50 | H | Arkansas | 5 1 | 75 | H | Southeast Mo. St. | 3 2 | 151 | H | Eastern Ill. | 9 0 |
| | | | | 50 | H | Arkansas | 0 4 | | | | | 184 | A | Arizona | 6 4 |
| | | | | 50 | H | Arkansas | 5 1 | | | | | 184 | A | Arizona | 3 12 |
| | | | | | | | | | | | | 193 | H | Southern Ill. | 3 0 |
| | | | | | | | | | | | | 211 | H | Holy Cross | 1 6 |
| | | | | | | | | | | | | 211 | H | Holy Cross | 6 2 |
| | | | | | | | | | | | | 211 | H | Holy Cross | 8 4 |
| | | | | | | | | | | | | 211 | H | Holy Cross | 6 7 |
| | | | | | | | | | | | | 220 | H | Mt. St. Mary's | 13 1 |
| | | | | | | | | | | | | 220 | H | Mt. St. Mary's | 10 1 |
| | | | | | | | | | | | | 295 | H | Alcorn | 16 2 |
| | | | | LAST 15 GAMES | | | | | | | | | | | |
| | | | | 44 H Tennessee 4 3 | | | | 35 H Texas A&M 4 6 | | | | | | | |
| | | | | 44 H Tennessee 1 0 | | | | 35 H Texas A&M 3 6 | | | | | | | |
| | | | | 44 H Tennessee 2 4 | | | | 35 H Texas A&M 5 1 | | | | | | | |
| | | | | 68 A Auburn 12 1 | | | | | | | | | | | |
| | | | | 68 A Auburn 3 0 | | | | | | | | | | | |

Non-Div. I Games:

Mississippi St.

| | | | | |
|-----|---|------------------|---|---|
| 68 | A | Auburn | 3 | 0 |
| 101 | H | Jacksonville St. | 1 | 2 |

M
i
s
s
i
s
s
i
p
p
i
s
t
.

M
i
s
s
i
s
s
i
p
p
i
s
t
.

C
o
l
u
m
b
i
a

Columbia

| | | | | |
|-----|---|------|---|----|
| 135 | A | Penn | 4 | 12 |
| 135 | A | Penn | 6 | 0 |

| RPI | S | Opponent | Score | |
|-----|---|-----------|-------|---|
| 224 | H | Princeton | 8 | 2 |
| 235 | H | Yale | 1 | 4 |
| 235 | H | Yale | 0 | 3 |
| 247 | H | Brown | 4 | 0 |
| 247 | H | Brown | 4 | 0 |
| 250 | H | Fordham | 7 | 5 |
| 272 | A | Harvard | 12 | 6 |
| 272 | A | Harvard | 8 | 3 |

Columbia

C
o
l
u
m
b
i
a

C
o
l
u
m
b
i
a

| Average RPI Win: 109 | | WON-LOST | WINNING | LAST 15 | STRENGTH OF | | OPP. STRENGTH | TEAM | ADJ | CONF. | ADJ CONF. |
|----------------------|------------------|-------------|-----------|-------------------|----------------|-------|-----------------|------------|-------------|-------------------|------------|
| Average RPI Loss: 63 | | RECORD | PCT. RANK | GAMES | SCHEDULE | | OF SCHEDULE | RPI | RPI | RPI | RPI |
| DIV. I ONLY | | 29-20-0 | .59184 | 82 | 6-9-0 | | 54 | 3 | 44 | .55213 | 44 |
| DIV. I NON-CONF. | | 18-4-0 | .81818 | 14 | 1-2-0 | | 240 | 57 | 36 | .55671 | 36 |
| TOTALS | | RPI 1-25 | RPI 26-50 | | W-L RECORDS | | RPI 51-100 | | RPI 101-150 | | RPI 150+ |
| 29-20-0 | | 6-9-0 | 7-5-0 | | OVERALL | | 3-2-0 | | 3-1-0 | | 10-3-0 |
| 20-8-0 | | 5-4-0 | 3-0-0 | | HOME | | 2-2-0 | | 0-0-0 | | 10-2-0 |
| 9-12-0 | | 1-5-0 | 4-5-0 | | AWAY | | 1-0-0 | | 3-1-0 | | 0-1-0 |
| 0-0-0 | | 0-0-0 | 0-0-0 | | NEUTRAL | | 0-0-0 | | 0-0-0 | | 0-0-0 |
| 18-4-0 | | 0-0-0 | 5-1-0 | | NON-CONFERENCE | | 2-0-0 | | 1-0-0 | | 10-3-0 |
| 14-2-0 | | 0-0-0 | 3-0-0 | | HOME | | 1-0-0 | | 0-0-0 | | 10-2-0 |
| 4-2-0 | | 0-0-0 | 2-0- | | AWAY | | 1-0-0 | | 1-0-0 | | 0-1-0 |
| 0-0-0 | | 0-0-0 | 0-0-0 | | NEUTRAL | | 0-0-0 | | 0-0-0 | | 0-0-0 |
| 11-16-0 | | 6-9-0 | 2-4-0 | | CONFERENCE | | 1-2-0 | | 2-1-0 | | 0-0-0 |
| 6-6-0 | | 5-4-0 | 0-0-0 | | HOME | | 1-2-0 | | 0-0-0 | | 0-0-0 |
| 5-10-0 | | 1-5-0 | 2-4-0 | | AWAY | | 0-0-0 | | 2-1-0 | | 0-0-0 |
| 0-0-0 | | 0-0-0 | 0-0-0 | | NEUTRAL | | 0-0-0 | | 0-0-0 | | 0-0-0 |
| RPI S | Opponent | Score | RPI S | Opponent | Score | RPI S | Opponent | Score | RPI S | Opponent | Score |
| 7 | H Vanderbilt | 4 6 | 30 | H UNLV | 5 4 | 57 | H Western Caro. | 6 2 | 119 | A Missouri | 2 5 |
| 7 | H Vanderbilt | 10 9 | 30 | H UNLV | 8 7 | 68 | H Auburn | 2 3 | 119 | A Missouri | 4 1 |
| 7 | H Vanderbilt | 7 0 | 30 | H UNLV | 4 2 | 68 | H Auburn | 2 4 | 119 | A Missouri | 5 1 |
| 12 | A South Carolina | 2 3 | 41 | A Arizona St. | 6 5 | 68 | H Auburn | 8 6 | 123 | A Tennessee Tech | 10 1 |
| 12 | A South Carolina | 6 9 | 41 | A Arizona St. | 1 3 | 88 | A Middle Tenn. | 2 0 | 183 | H Appalachian St. | 5 3 |
| 12 | A South Carolina | 0 8 | 41 | A Arizona St. | 6 4 | | | | 195 | A East Tenn. St. | 7 9 |
| 19 | H Kentucky | 8 2 | 42 | A Mississippi St. | 4 2 | | | | 195 | H East Tenn. St. | 1 2 |
| 19 | H Kentucky | 5 1 | 42 | A Mississippi St. | 0 1 | | | | 197 | H Purdue | 8 2 |
| 19 | H Kentucky | 1 15 | 42 | A Mississippi St. | 3 4 | | | | 197 | H Purdue | 20 2 |
| 20 | A LSU | 7 8 | 45 | A Georgia | 5 3 | | | | 197 | H Purdue | 3 0 |
| 20 | A LSU | 6 3 | 45 | A Georgia | 1 4 | | | | 237 | H Quinnipiac | 9 4 |
| 20 | A LSU | 4 9 | 45 | A Georgia | 4 7 | | | | 237 | H Quinnipiac | 4 3 |
| 21 | H Alabama | 10 9 | | | | | | | 237 | H Quinnipiac | 13 2 |
| 21 | H Alabama | 6 7 | | | | | | | 238 | H Austin Peay | 8 7 |
| 21 | H Alabama | 5 8 | | | | | | | 249 | H La Salle | 14 0 |
| | | | | | | | | | 249 | H La Salle | 10 2 |
| | | | | | | | | | 259 | H UNC Asheville | 5 7 |
| LAST 15 GAMES | | | | | | | | | | | |
| | | | 42 | A Mississippi St. | 3 4 | 20 | A LSU | 4 9 | | | |
| | | | 42 | A Mississippi St. | 0 1 | 20 | A LSU | 6 3 | | | |
| | | | 42 | A Mississippi St. | 4 2 | 20 | A LSU | 7 8 | | | |
| | | | 259 | H UNC Asheville | 5 7 | | | | | | |
| | | | 19 | H Kentucky | 5 1 | | | | | | |

Non-Div. I Games:

Tennessee

| | | |
|---------------|---|----|
| 19 H Kentucky | 8 | 2 |
| 19 H Kentucky | 1 | 15 |

T
e
n
n
e
s
s
e
e

T
e
n
n
e
s
s
e
e

| Average RPI Win: | | 104 | WON-LOST RECORD | | WINNING PCT. RANK | | LAST 15 GAMES | | STRENGTH OF SCHEDULE | | OPP. STRENGTH OF SCHEDULE | | TEAM RPI | | ADJ RPI | | CONF. RPI | | ADJ CONF. RPI | | | | | |
|------------------|---|---------------------|-----------------|-----------|-------------------|-----|---------------|-----------------|----------------------|-------|---------------------------|------------|----------|---------------|---------|-------------|-----------|-----|---------------|----------------|---|-------|----|--|
| DIV. I ONLY | | | 25-25-1 | | .5 | | 139 | | 4-11-0 | | 2 | | 14 | | 45 | | .55071 | | 45 | | 1 | | 1 | |
| DIV. I NON-CONF. | | | 15-9-0 | | .625 | | 62 | | 1-2-0 | | 40 | | 90 | | 54 | | .54083 | | 54 | | 1 | | 1 | |
| TOTALS | | RPI 1-25 | | RPI 26-50 | | | | W-L RECORDS | | | | RPI 51-100 | | | | RPI 101-150 | | | | RPI 150+ | | | | |
| 25-25-1 | | 3-13-1 | | 7-6-0 | | | | OVERALL | | | | 3-2-0 | | | | 3-3-0 | | | | 9-1-0 | | | | |
| 21-10-0 | | 2-1-0 | | 6-5-0 | | | | HOME | | | | 3-1-0 | | | | 1-2-0 | | | | 9-1-0 | | | | |
| 4-14-1 | | 1-12-1 | | 1-1-0 | | | | AWAY | | | | 0-0-0 | | | | 2-1-0 | | | | 0-0-0 | | | | |
| 0-1-0 | | 0-0-0 | | 0-0-0 | | | | NEUTRAL | | | | 0-1-0 | | | | 0-0-0 | | | | 0-0-0 | | | | |
| 15-9-0 | | 0-2-0 | | 2-2-0 | | | | NON-CONFERENCE | | | | 3-2-0 | | | | 1-2-0 | | | | 9-1-0 | | | | |
| 14-5-0 | | 0-0-0 | | 1-1-0 | | | | HOME | | | | 3-1-0 | | | | 1-2-0 | | | | 9-1-0 | | | | |
| 1-3-0 | | 0-2-0 | | 1-0- | | | | AWAY | | | | 0-0-0 | | | | 0-0-0 | | | | 0-0-0 | | | | |
| 0-1-0 | | 0-0-0 | | 0-0-0 | | | | NEUTRAL | | | | 0-1-0 | | | | 0-0-0 | | | | 0-0-0 | | | | |
| 10-16-1 | | 3-11-1 | | 5-4-0 | | | | CONFERENCE | | | | 0-0-0 | | | | 2-1-0 | | | | 0-0-0 | | | | |
| 7-5-0 | | 2-1-0 | | 5-4-0 | | | | HOME | | | | 0-0-0 | | | | 0-0-0 | | | | 0-0-0 | | | | |
| 3-11-1 | | 1-10-1 | | 0-0-0 | | | | AWAY | | | | 0-0-0 | | | | 2-1-0 | | | | 0-0-0 | | | | |
| 0-0-0 | | 0-0-0 | | 0-0-0 | | | | NEUTRAL | | | | 0-0-0 | | | | 0-0-0 | | | | 0-0-0 | | | | |
| RPI | S | Opponent | | Score | | RPI | S | Opponent | | Score | | RPI | S | Opponent | | Score | | RPI | S | Opponent | | Score | | |
| 2 | A | Florida St. | | 3 | 8 | 34 | A | Georgia Tech | | 1 | 4 | 57 | H | Western Caro. | | 6 | 2 | 103 | H | Ga. Southern | | 11 | 3 | |
| 2 | A | Florida St. | | 4 | 10 | 34 | H | Georgia Tech | | 1 | 0 | 72 | H | Kennesaw St. | | 7 | 10 | 103 | H | Ga. Southern | | 3 | 9 | |
| 3 | A | Florida | | 3 | 10 | 35 | H | Texas A&M | | 6 | 1 | 72 | N | Kennesaw St. | | 1 | 3 | 103 | H | Ga. Southern | | 4 | 18 | |
| 3 | A | Florida | | 2 | 3 | 35 | H | Texas A&M | | 5 | 9 | 92 | H | Western Ky. | | 8 | 6 | 119 | A | Missouri | | 2 | 4 | |
| 3 | A | Florida | | 1 | 8 | 35 | H | Texas A&M | | 3 | 2 | 92 | H | Western Ky. | | 26 | 7 | 119 | A | Missouri | | 7 | 2 | |
| 7 | A | Vanderbilt | | 9 | 12 | 42 | H | Mississippi St. | | 7 | 1 | | | | | | | 119 | A | Missouri | | 2 | 1 | |
| 7 | A | Vanderbilt | | 1 | 6 | 42 | H | Mississippi St. | | 1 | 6 | | | | | | | 160 | H | Binghamton | | 6 | 2 | |
| 7 | A | Vanderbilt | | 0 | 11 | 42 | H | Mississippi St. | | 1 | 4 | | | | | | | 160 | H | Binghamton | | 9 | 2 | |
| 12 | H | South Carolina | | 2 | 5 | 44 | H | Tennessee | | 4 | 1 | | | | | | | 160 | H | Binghamton | | 4 | 3 | |
| 12 | H | South Carolina | | 5 | 3 | 44 | H | Tennessee | | 7 | 4 | | | | | | | 164 | H | North Florida | | 4 | 3 | |
| 12 | H | South Carolina | | 3 | 1 | 44 | H | Tennessee | | 3 | 5 | | | | | | | 170 | H | Buffalo | | 11 | 10 | |
| 15 | A | Ole Miss | | 2 | 0 | 46 | A | Clemson | | 6 | 2 | | | | | | | 173 | H | Georgia St. | | 2 | 3 | |
| 15 | A | Ole Miss | | 2 | 12 | 46 | H | Clemson | | 4 | 16 | | | | | | | 181 | H | Furman | | 6 | 4 | |
| 15 | A | Ole Miss | | 1 | 2 | | | | | | | | | | | | | 207 | H | Charleston So. | | 14 | 5 | |
| 20 | A | LSU | | 0 | 4 | | | | | | | | | | | | | 234 | H | Presbyterian | | 11 | 0 | |
| 20 | A | LSU | | 2 | 2 | | | | | | | | | | | | | 260 | H | Savannah St. | | 4 | 2 | |
| 20 | A | LSU | | 1 | 2 | | | | | | | | | | | | | | | | | | | |
| LAST 15 GAMES | | | | | | | | | | | | | | | | | | | | | | | | |
| | | 15 A Ole Miss | | 1 | 2 | 7 | | A Vanderbilt | | 1 | 6 | | | | | | | | | | | | | |
| | | 15 A Ole Miss | | 2 | 0 | 7 | | A Vanderbilt | | 0 | 11 | | | | | | | | | | | | | |
| | | 15 A Ole Miss | | 2 | 12 | 7 | | A Vanderbilt | | 9 | 12 | | | | | | | | | | | | | |
| | | 260 H Savannah St. | | 4 | 2 | | | | | | | | | | | | | | | | | | | |
| | | 12 H South Carolina | | 5 | 3 | | | | | | | | | | | | | | | | | | | |

Non-Div. I Games:

Georgia

| | | |
|---------------------|---|---|
| 12 H South Carolina | 2 | 5 |
| 12 H South Carolina | 3 | 1 |

G
e
o
r
g
i
a

G
e
o
r
g
i
a

Non-Div. I Games:

Clemson

| | | | | |
|-----|---|---------------|---|---|
| 30 | N | UNLV | 6 | 2 |
| 191 | H | James Madison | 9 | 4 |

C
l
e
m
s
o
n

C
l
e
m
s
o
n

| Average RPI Win: | | 113 | WON-LOST RECORD | | WINNING PCT. RANK | | LAST 15 GAMES | | STRENGTH OF SCHEDULE | | OPP. STRENGTH OF SCHEDULE | | TEAM RPI | | ADJ RPI | | CONF. RPI | | ADJ CONF. RPI | | | | |
|------------------|---|-------------|-----------------|-----------|-------------------|-----|---------------|----------------|----------------------|------------|---------------------------|-----|----------|--------------------|-----------|-------|-----------|----------|---------------|-----------------|--|-------|----|
| DIV. I ONLY | | | 30-21-0 | | .58824 86 | | 9-6-0 | | 25 | | 46 | | 47 | | .54879 47 | | 3 | | 3 | | | | |
| DIV. I NON-CONF. | | | 16-8-0 | | .66667 45 | | 4-2-0 | | 60 | | 135 | | 49 | | .54565 49 | | 4 | | 4 | | | | |
| TOTALS | | RPI 1-25 | | RPI 26-50 | | | | W-L RECORDS | | RPI 51-100 | | | | RPI 101-150 | | | | RPI 150+ | | | | | |
| 30-21-0 | | 3-4-0 | | 3-4-0 | | | | OVERALL | | 6-8-0 | | | | 11-3-0 | | | | 7-2-0 | | | | | |
| 23-11-0 | | 2-2-0 | | 1-3-0 | | | | HOME | | 5-2-0 | | | | 8-2-0 | | | | 7-2-0 | | | | | |
| 7-10-0 | | 1-2-0 | | 2-1-0 | | | | AWAY | | 1-6-0 | | | | 3-1-0 | | | | 0-0-0 | | | | | |
| 0-0-0 | | 0-0-0 | | 0-0-0 | | | | NEUTRAL | | 0-0-0 | | | | 0-0-0 | | | | 0-0-0 | | | | | |
| 16-8-0 | | 1-0-0 | | 0-1-0 | | | | NON-CONFERENCE | | 4-4-0 | | | | 4-1-0 | | | | 7-2-0 | | | | | |
| 14-5-0 | | 1-0-0 | | 0-1-0 | | | | HOME | | 3-1-0 | | | | 3-1-0 | | | | 7-2-0 | | | | | |
| 2-3-0 | | 0-0-0 | | 0-0- | | | | AWAY | | 1-3-0 | | | | 1-0-0 | | | | 0-0-0 | | | | | |
| 0-0-0 | | 0-0-0 | | 0-0-0 | | | | NEUTRAL | | 0-0-0 | | | | 0-0-0 | | | | 0-0-0 | | | | | |
| 14-13-0 | | 2-4-0 | | 3-3-0 | | | | CONFERENCE | | 2-4-0 | | | | 7-2-0 | | | | 0-0-0 | | | | | |
| 9-6-0 | | 1-2-0 | | 1-2-0 | | | | HOME | | 2-1-0 | | | | 5-1-0 | | | | 0-0-0 | | | | | |
| 5-7-0 | | 1-2-0 | | 2-1-0 | | | | AWAY | | 0-3-0 | | | | 2-1-0 | | | | 0-0-0 | | | | | |
| 0-0-0 | | 0-0-0 | | 0-0-0 | | | | NEUTRAL | | 0-0-0 | | | | 0-0-0 | | | | 0-0-0 | | | | | |
| RPI | S | Opponent | | Score | | RPI | S | Opponent | | Score | | RPI | S | Opponent | | Score | | RPI | S | Opponent | | Score | |
| 1 | A | Virginia | | 2 | 3 | 29 | H | West Virginia | | 1 | 5 | 70 | H | Campbell | | 5 | 0 | 105 | H | Xavier | | 1 | 2 |
| 1 | A | Virginia | | 1 | 3 | 31 | A | Maryland | | 2 | 3 | 71 | A | East Carolina | | 2 | 3 | 105 | H | Xavier | | 2 | 1 |
| 1 | A | Virginia | | 4 | 2 | 31 | A | Maryland | | 9 | 4 | 71 | H | East Carolina | | 0 | 1 | 105 | H | Xavier | | 3 | 2 |
| 2 | H | Florida St. | | 5 | 4 | 31 | A | Maryland | | 7 | 0 | 73 | A | Col. of Charleston | | 1 | 3 | 127 | H | Virginia Tech | | 5 | 4 |
| 2 | H | Florida St. | | 0 | 7 | 34 | H | Georgia Tech | | 5 | 6 | 73 | A | Col. of Charleston | | 4 | 7 | 127 | H | Virginia Tech | | 6 | 4 |
| 2 | H | Florida St. | | 2 | 10 | 34 | H | Georgia Tech | | 3 | 2 | 73 | A | Col. of Charleston | | 12 | 3 | 127 | H | Virginia Tech | | 3 | 2 |
| 22 | H | Liberty | | 3 | 1 | 34 | H | Georgia Tech | | 1 | 9 | 84 | A | Duke | | 8 | 9 | 129 | H | Pittsburgh | | 2 | 1 |
| | | | | | | | | | | | | 84 | A | Duke | | 2 | 3 | 129 | H | Pittsburgh | | 9 | 5 |
| | | | | | | | | | | | | 84 | A | Duke | | 4 | 6 | 129 | H | Pittsburgh | | 4 | 6 |
| | | | | | | | | | | | | 90 | H | Davidson | | 10 | 3 | 145 | A | Elon | | 12 | 6 |
| | | | | | | | | | | | | 94 | H | Wake Forest | | 4 | 3 | 145 | H | Elon | | 5 | 4 |
| | | | | | | | | | | | | 94 | H | Wake Forest | | 5 | 6 | 149 | A | Boston College | | 9 | 10 |
| | | | | | | | | | | | | 94 | H | Wake Forest | | 9 | 0 | 149 | A | Boston College | | 12 | 2 |
| | | | | | | | | | | | | 97 | H | UNC Wilmington | | 9 | 4 | 149 | A | Boston College | | 7 | 0 |
| | | | | | | | | | | | | | | | | | | 154 | H | George Mason | | 13 | 3 |
| | | | | | | | | | | | | | | | | | | 164 | H | North Florida | | 3 | 0 |
| | | | | | | | | | | | | | | | | | | 164 | H | North Florida | | 8 | 5 |
| | | | | | | | | | | | | | | | | | | 164 | H | North Florida | | 5 | 1 |
| | | | | | | | | | | | | | | | | | | 183 | H | Appalachian St. | | 12 | 1 |
| | | | | | | | | | | | | | | | | | | 186 | H | Coastal Caro. | | 2 | 3 |
| | | | | | | | | | | | | | | | | | | 199 | H | Gardner-Webb | | 7 | 1 |
| | | | | | | | | | | | | | | | | | | 210 | H | Winthrop | | 1 | 3 |
| | | | | | | | | | | | | | | | | | | 278 | H | N.C. A&T | | 10 | 0 |
| LAST 15 GAMES | | | | | | | | | | | | | | | | | | | | | | | |
| | | | | | | 2 | H | Florida St. | | 5 | 4 | 127 | H | Virginia Tech | | 6 | 4 | | | | | | |
| | | | | | | 2 | H | Florida St. | | 2 | 10 | 127 | H | Virginia Tech | | 3 | 2 | | | | | | |
| | | | | | | 0 | H | Florida St. | | 0 | 7 | 22 | H | Liberty | | 3 | 1 | | | | | | |
| | | | | | | 145 | A | Elon | | 12 | 6 | | | | | | | | | | | | |
| | | | | | | 70 | H | Campbell | | 5 | 0 | | | | | | | | | | | | |

Non-Div. I Games:

North Carolina

| | | | | |
|-----|---|---------------|---|---|
| 71 | H | East Carolina | 0 | 1 |
| 127 | H | Virginia Tech | 5 | 4 |

N
o
r
t
h
C
a
r
o
l
i
n
a

N
o
r
t
h
C
a
r
o
l
i
n
a

UCF

| Average RPI Win: 147 | | WON-LOST | WINNING | LAST 15 | STRENGTH OF | OPP. STRENGTH | TEAM | ADJ | CONF. | ADJ CONF. | | | | |
|----------------------|---|-------------|-----------|-----------|---------------|----------------|---------------|------------|--------|-------------|---|---------------|-------|---|
| Average RPI Loss: 75 | | RECORD | PCT. RANK | GAMES | SCHEDULE | OF SCHEDULE | RPI | RPI | RPI | RPI | | | | |
| DIV. I ONLY | | 32-20-0 | .61538 | 65 | 10-5-0 | 40 | 67 | 48 | .54812 | 48 | 7 | 7 | | |
| DIV. I NON-CONF. | | 16-15-0 | .51613 | 145 | 4-2-0 | 71 | 78 | 120 | .51054 | 120 | 7 | 6 | | |
| <hr/> | | | | | | | | | | | | | | |
| TOTALS | | RPI 1-25 | | RPI 26-50 | | W-L RECORDS | | RPI 51-100 | | RPI 101-150 | | RPI 150+ | | |
| 32-20-0 | | 4-10-0 | | 0-0-0 | | OVERALL | | 5-2-0 | | 7-6-0 | | 16-2-0 | | |
| 23-11-0 | | 2-4-0 | | 0-0-0 | | HOME | | 4-2-0 | | 3-4-0 | | 14-1-0 | | |
| 9-9-0 | | 2-6-0 | | 0-0-0 | | AWAY | | 1-0-0 | | 4-2-0 | | 2-1-0 | | |
| 0-0-0 | | 0-0-0 | | 0-0-0 | | NEUTRAL | | 0-0-0 | | 0-0-0 | | 0-0-0 | | |
| <hr/> | | | | | | | | | | | | | | |
| 16-15-0 | | 1-7-0 | | 0-0-0 | | NON-CONFERENCE | | 2-2-0 | | 3-4-0 | | 10-2-0 | | |
| 12-10-0 | | 0-3-0 | | 0-0-0 | | HOME | | 1-2-0 | | 3-4-0 | | 8-1-0 | | |
| 4-5-0 | | 1-4-0 | | 0-0- | | AWAY | | 1-0-0 | | 0-0-0 | | 2-1-0 | | |
| 0-0-0 | | 0-0-0 | | 0-0-0 | | NEUTRAL | | 0-0-0 | | 0-0-0 | | 0-0-0 | | |
| <hr/> | | | | | | | | | | | | | | |
| 16-5-0 | | 3-3-0 | | 0-0-0 | | CONFERENCE | | 3-0-0 | | 4-2-0 | | 6-0-0 | | |
| 11-1-0 | | 2-1-0 | | 0-0-0 | | HOME | | 3-0-0 | | 0-0-0 | | 6-0-0 | | |
| 5-4-0 | | 1-2-0 | | 0-0-0 | | AWAY | | 0-0-0 | | 4-2-0 | | 0-0-0 | | |
| 0-0-0 | | 0-0-0 | | 0-0-0 | | NEUTRAL | | 0-0-0 | | 0-0-0 | | 0-0-0 | | |
| <hr/> | | | | | | | | | | | | | | |
| RPI | S | Opponent | Score | | RPI | S | Opponent | Score | | RPI | S | Opponent | Score | |
| 2 | H | Florida St. | 10 | 11 | | | | | | 79 | H | Rutgers | 4 | 3 |
| 2 | H | Florida St. | 1 | 18 | | | | | | 79 | H | Rutgers | 10 | 3 |
| 3 | A | Florida | 1 | 5 | | | | | | 79 | H | Rutgers | 3 | 1 |
| 8 | A | Houston | 3 | 4 | | | | | | 89 | H | Oklahoma | 4 | 1 |
| 8 | A | Houston | 4 | 3 | | | | | | 93 | A | Fla. Atlantic | 4 | 1 |
| 8 | A | Houston | 2 | 5 | | | | | | 93 | H | Fla. Atlantic | 0 | 1 |
| 10 | A | Miami (FL) | 9 | 2 | | | | | | 100 | H | Ohio St. | 3 | 9 |
| 10 | H | Miami (FL) | 5 | 6 | | | | | | | | | | |
| 15 | A | Ole Miss | 4 | 5 | | | | | | | | | | |
| 15 | A | Ole Miss | 3 | 4 | | | | | | | | | | |
| 15 | A | Ole Miss | 2 | 9 | | | | | | | | | | |
| 18 | H | Louisville | 4 | 3 | | | | | | | | | | |
| 18 | H | Louisville | 8 | 2 | | | | | | | | | | |
| 18 | H | Louisville | 2 | 3 | | | | | | | | | | |
| | | | | | | | | | | | | | | |
| | | | | | LAST 15 GAMES | | | | | | | | | |
| | | | | | 234 | H | Presbyterian | 11 | 2 | 8 | A | Houston | 4 | 3 |
| | | | | | 234 | H | Presbyterian | 3 | 6 | 79 | H | Rutgers | 10 | 3 |
| | | | | | 234 | H | Presbyterian | 10 | 0 | 79 | H | Rutgers | 4 | 3 |
| | | | | | 93 | A | Fla. Atlantic | 4 | 1 | | | | | |
| | | | | | 93 | H | Fla. Atlantic | 0 | 1 | | | | | |
| <hr/> | | | | | | | | | | | | | | |
| | | | | | | | | | | | | | | |
| | | | | | | | | | | | | | | |
| | | | | | | | | | | | | | | |
| | | | | | | | | | | | | | | |
| | | | | | | | | | | | | | | |
| | | | | | | | | | | | | | | |
| | | | | | | | | | | | | | | |
| | | | | | | | | | | | | | | |
| | | | | | | | | | | | | | | |
| | | | | | | | | | | | | | | |
| | | | | | | | | | | | | | | |
| | | | | | | | | | | | | | | |
| | | | | | | | | | | | | | | |
| | | | | | | | | | | | | | | |
| | | | | | | | | | | | | | | |
| | | | | | | | | | | | | | | |
| | | | | | | | | | | | | | | |
| | | | | | | | | | | | | | | |
| | | | | | | | | | | | | | | |
| | | | | | | | | | | | | | | |
| | | | | | | | | | | | | | | |
| | | | | | | | | | | | | | | |
| | | | | | | | | | | | | | | |
| | | | | | | | | | | | | | | |
| | | | | | | | | | | | | | | |
| | | | | | | | | | | | | | | |
| | | | | | | | | | | | | | | |
| | | | | | | | | | | | | | | |
| | | | | | | | | | | | | | | |
| | | | | | | | | | | | | | | |
| | | | | | | | | | | | | | | |
| | | | | | | | | | | | | | | |
| | | | | | | | | | | | | | | |
| | | | | | | | | | | | | | | |
| | | | | | | | | | | | | | | |
| | | | | | | | | | | | | | | |
| | | | | | | | | | | | | | | |
| | | | | | | | | | | | | | | |
| | | | | | | | | | | | | | | |
| | | | | | | | | | | | | | | |
| | | | | | | | | | | | | | | |
| | | | | | | | | | | | | | | |

Non-Div. I Games:

UCF

UCF

| | | | | |
|---|---|---------|---|---|
| 8 | A | Houston | 2 | 5 |
| 8 | A | Houston | 3 | 4 |

Through Games Of May 11, 2014

| RPI | S | Opponent | Score | |
|-----|---|--------------|-------|---|
| 233 | H | Siena | 11 | 4 |
| 234 | H | Presbyterian | 10 | 0 |
| 234 | H | Presbyterian | 3 | 6 |
| 234 | H | Presbyterian | 11 | 2 |

UCF

U
C
F

U
C
F

| | | | | | | | | | | | | | |
|-------------------|----------|-----------|-----------|----------------|-------------|----------------|-------|-------------|-------|------------------|-------|--------------------|------|
| Average RPI Win: | 131 | WON-LOST | WINNING | LAST 15 | STRENGTH OF | OPP. STRENGTH | TEAM | ADJ | CONF. | ADJ CONF. | | | |
| Average RPI Loss: | 101 | RECORD | PCT. RANK | GAMES | SCHEDULE | OF SCHEDULE | RPI | RPI | RPI | RPI | | | |
| DIV. I ONLY | 35-17-0 | .67308 | 40 | 9-6-0 | 168 | 45 | 49 | .54732 | 49 | 9 | 9 | | |
| DIV. I NON-CONF. | 20-5-0 | .8 | 17 | 4-2-0 | 192 | 8 | 17 | .58039 | 17 | 10 | 10 | | |
| <hr/> | | | | | | | | | | | | | |
| TOTALS | RPI 1-25 | RPI 26-50 | | W-L RECORDS | | RPI 51-100 | | RPI 101-150 | | RPI 150+ | | | |
| 35-17-0 | 0-0-0 | 7-5-0 | | OVERALL | | 8-4-0 | | 3-5-0 | | 17-3-0 | | | |
| 24-5-0 | 0-0-0 | 4-2-0 | | HOME | | 5-1-0 | | 3-1-0 | | 12-1-0 | | | |
| 11-12-0 | 0-0-0 | 3-3-0 | | AWAY | | 3-3-0 | | 0-4-0 | | 5-2-0 | | | |
| 0-0-0 | 0-0-0 | 0-0-0 | | NEUTRAL | | 0-0-0 | | 0-0-0 | | 0-0-0 | | | |
| 20-5-0 | 0-0-0 | 4-2-0 | | NON-CONFERENCE | | 5-1-0 | | 1-1-0 | | 10-1-0 | | | |
| 13-1-0 | 0-0-0 | 2-1-0 | | HOME | | 3-0-0 | | 1-0-0 | | 7-0-0 | | | |
| 7-4-0 | 0-0-0 | 2-0- | | AWAY | | 2-1-0 | | 0-1-0 | | 3-1-0 | | | |
| 0-0-0 | 0-0-0 | 0-0-0 | | NEUTRAL | | 0-0-0 | | 0-0-0 | | 0-0-0 | | | |
| 15-12-0 | 0-0-0 | 3-3-0 | | CONFERENCE | | 3-3-0 | | 2-4-0 | | 7-2-0 | | | |
| 11-4-0 | 0-0-0 | 2-1-0 | | HOME | | 2-1-0 | | 2-1-0 | | 5-1-0 | | | |
| 4-8-0 | 0-0-0 | 1-2-0 | | AWAY | | 1-2-0 | | 0-3-0 | | 2-1-0 | | | |
| 0-0-0 | 0-0-0 | 0-0-0 | | NEUTRAL | | 0-0-0 | | 0-0-0 | | 0-0-0 | | | |
| RPI | S | Opponent | Score | RPI | S | Opponent | Score | RPI | S | Opponent | Score | | |
| | | | | 26 | A | UC Irvine | 0 3 | 52 | A | Long Beach St. | 6 3 | | |
| | | | | 26 | A | UC Irvine | 3 1 | 53 | A | New Mexico | 5 13 | | |
| | | | | 26 | A | UC Irvine | 4 3 | 53 | A | New Mexico | 1 6 | | |
| | | | | 29 | H | West Virginia | 7 3 | 53 | A | New Mexico | 6 5 | | |
| | | | | 29 | H | West Virginia | 2 6 | 65 | A | San Diego | 1 7 | | |
| | | | | 29 | H | West Virginia | 2 1 | 65 | H | San Diego | 8 5 | | |
| | | | | 30 | A | UNLV | 5 2 | 69 | A | UC Riverside | 8 7 | | |
| | | | | 30 | A | UNLV | 4 5 | 69 | H | UC Riverside | 4 3 | | |
| | | | | 30 | A | UNLV | 1 9 | 69 | H | UC Riverside | 6 5 | | |
| | | | | 30 | H | UNLV | 1 6 | 99 | H | Fresno St. | 4 6 | | |
| | | | | 30 | H | UNLV | 7 3 | 99 | H | Fresno St. | 2 1 | | |
| | | | | 30 | H | UNLV | 3 2 | 99 | H | Fresno St. | 1 0 | | |
| | | | | | | | | | | 175 | A | Cal St. Northridge | 12 0 |
| | | | | | | | | | | 175 | H | Cal St. Northridge | 7 5 |
| | | | | | | | | | | 192 | A | San Jose St. | 5 3 |
| | | | | | | | | | | 192 | A | San Jose St. | 4 6 |
| | | | | | | | | | | 192 | A | San Jose St. | 13 8 |
| | | | | | | | | | | 192 | H | San Jose St. | 14 3 |
| | | | | | | | | | | 192 | H | San Jose St. | 5 9 |
| | | | | | | | | | | 192 | H | San Jose St. | 3 2 |
| | | | | | | | | | | 197 | H | Purdue | 18 3 |
| | | | | | | | | | | 197 | H | Purdue | 11 2 |
| | | | | | | | | | | 197 | H | Purdue | 8 7 |
| | | | | | | | | | | 197 | H | Purdue | 6 5 |
| | | | | | | | | | | 226 | H | Air Force | 5 1 |
| | | | | | | | | | | 226 | H | Air Force | 9 3 |
| | | | | | | | | | | 226 | H | Air Force | 4 3 |
| | | | | | | | | | | 263 | A | St. Mary's (CA) | 7 4 |
| | | | | | | | | | | 263 | A | St. Mary's (CA) | 16 6 |
| | | | | LAST 15 GAMES | | | | | | | | | |
| | | | | 30 | H | UNLV | 3 2 | 130 | A | Loyola Marymount | 1 7 | | |
| | | | | 30 | H | UNLV | 7 3 | 192 | H | San Jose St. | 14 3 | | |
| | | | | 30 | H | UNLV | 1 6 | 192 | H | San Jose St. | 5 9 | | |
| | | | | 52 | A | Long Beach St. | 6 3 | | | | | | |
| | | | | 53 | A | New Mexico | 5 13 | | | | | | |

Non-Div. I Games:

San Diego St.

San Diego St.

| | | | | |
|----|---|------------|---|---|
| 53 | A | New Mexico | 1 | 6 |
| 53 | A | New Mexico | 6 | 5 |

Through Games Of May 11, 2014

| RPI | S | Opponent | Score |
|-----|---|-----------------|-------|
| 263 | A | St. Mary's (CA) | 0 2 |

San Diego St.

S
a
n
D
i
e
g
o
S
t
.

S
a
n
D
i
e
g
o
S
t
.

| Average RPI Win: 116 | | WON-LOST RECORD | | WINNING PCT. RANK | | LAST 15 GAMES | | STRENGTH OF SCHEDULE | | OPP. STRENGTH OF SCHEDULE | | TEAM RPI | | ADJ RPI | | CONF. RPI | | ADJ CONF. RPI | | | | | |
|----------------------|---|-----------------|--|-------------------|--|----------------|---|----------------------|--|---------------------------|--|----------|---|------------|--|-----------|--|---------------|---|-------------------|--|-------|--|
| Average RPI Loss: 48 | | | | | | | | | | | | | | | | | | | | | | | |
| DIV. I ONLY | | 32-21-0 | | .60377 73 | | 9-6-0 | | 53 | | 8 | | 50 | | .54618 50 | | 1 | | 1 | | | | | |
| DIV. I NON-CONF. | | 19-7-0 | | .73077 29 | | 3-0-0 | | 290 | | 50 | | 152 | | .50113 152 | | 1 | | 1 | | | | | |
| TOTALS | | RPI 1-25 | | RPI 26-50 | | W-L RECORDS | | RPI 51-100 | | RPI 101-150 | | RPI 150+ | | | | | | | | | | | |
| 32-21-0 | | 9-9-0 | | 5-5-0 | | OVERALL | | 1-4-0 | | 4-2-0 | | 13-1-0 | | | | | | | | | | | |
| 25-10-0 | | 6-3-0 | | 4-3-0 | | HOME | | 1-2-0 | | 3-2-0 | | 11-0-0 | | | | | | | | | | | |
| 5-10-0 | | 3-6-0 | | 1-2-0 | | AWAY | | 0-2-0 | | 1-0-0 | | 0-0-0 | | | | | | | | | | | |
| 2-1-0 | | 0-0-0 | | 0-0-0 | | NEUTRAL | | 0-0-0 | | 0-0-0 | | 2-1-0 | | | | | | | | | | | |
| 19-7-0 | | 0-0-0 | | 2-2-0 | | NON-CONFERENCE | | 0-2-0 | | 4-2-0 | | 13-1-0 | | | | | | | | | | | |
| 16-4-0 | | 0-0-0 | | 2-2-0 | | HOME | | 0-0-0 | | 3-2-0 | | 11-0-0 | | | | | | | | | | | |
| 1-2-0 | | 0-0-0 | | 0-0- | | AWAY | | 0-2-0 | | 1-0-0 | | 0-0-0 | | | | | | | | | | | |
| 2-1-0 | | 0-0-0 | | 0-0-0 | | NEUTRAL | | 0-0-0 | | 0-0-0 | | 2-1-0 | | | | | | | | | | | |
| 13-14-0 | | 9-9-0 | | 3-3-0 | | CONFERENCE | | 1-2-0 | | 0-0-0 | | 0-0-0 | | | | | | | | | | | |
| 9-6-0 | | 6-3-0 | | 2-1-0 | | HOME | | 1-2-0 | | 0-0-0 | | 0-0-0 | | | | | | | | | | | |
| 4-8-0 | | 3-6-0 | | 1-2-0 | | AWAY | | 0-0-0 | | 0-0-0 | | 0-0-0 | | | | | | | | | | | |
| 0-0-0 | | 0-0-0 | | 0-0-0 | | NEUTRAL | | 0-0-0 | | 0-0-0 | | 0-0-0 | | | | | | | | | | | |
| RPI | S | Opponent | | Score | | RPI | S | Opponent | | Score | | RPI | S | Opponent | | Score | | RPI | S | Opponent | | Score | |
| 3 | A | Florida | | 0 1 | | 30 | H | UNLV | | 7 10 | | 66 | A | California | | 3 4 | | 125 | A | Missouri St. | | 4 1 | |
| 3 | A | Florida | | 1 2 | | 30 | H | UNLV | | 9 2 | | 66 | A | California | | 1 2 | | 133 | H | Northwestern St. | | 15 3 | |
| 3 | A | Florida | | 9 3 | | 35 | H | Texas A&M | | 3 2 | | 68 | H | Auburn | | 2 7 | | 133 | H | Northwestern St. | | 8 1 | |
| 7 | H | Vanderbilt | | 3 1 | | 35 | H | Texas A&M | | 7 3 | | 68 | H | Auburn | | 4 3 | | 137 | H | South Ala. | | 3 5 | |
| 7 | H | Vanderbilt | | 1 2 | | 35 | H | Texas A&M | | 5 6 | | 68 | H | Auburn | | 1 2 | | 137 | H | South Ala. | | 12 1 | |
| 7 | H | Vanderbilt | | 6 2 | | 39 | H | Nebraska | | 4 3 | | | | | | | | 137 | H | South Ala. | | 1 2 | |
| 12 | H | South Carolina | | 4 1 | | 39 | H | Nebraska | | 4 6 | | | | | | | | 151 | H | Eastern Ill. | | 8 3 | |
| 12 | H | South Carolina | | 1 2 | | 42 | A | Mississippi St. | | 1 5 | | | | | | | | 151 | H | Eastern Ill. | | 6 2 | |
| 12 | H | South Carolina | | 7 0 | | 42 | A | Mississippi St. | | 4 0 | | | | | | | | 151 | H | Eastern Ill. | | 8 3 | |
| 15 | A | Ole Miss | | 4 7 | | 42 | A | Mississippi St. | | 1 5 | | | | | | | | 157 | N | San Francisco | | 1 2 | |
| 15 | A | Ole Miss | | 2 3 | | | | | | | | | | | | | | 158 | N | Tulane | | 4 0 | |
| 15 | A | Ole Miss | | 11 1 | | | | | | | | | | | | | | 166 | H | Stephen F. Austin | | 7 2 | |
| 20 | A | LSU | | 10 4 | | | | | | | | | | | | | | 183 | H | Appalachian St. | | 7 6 | |
| 20 | A | LSU | | 3 5 | | | | | | | | | | | | | | 183 | H | Appalachian St. | | 8 3 | |
| 20 | A | LSU | | 4 5 | | | | | | | | | | | | | | 183 | H | Appalachian St. | | 12 2 | |
| 21 | H | Alabama | | 9 17 | | | | | | | | | | | | | | 299 | H | Grambling | | 4 3 | |
| 21 | H | Alabama | | 1 0 | | | | | | | | | | | | | | 299 | H | Grambling | | 8 0 | |
| 21 | H | Alabama | | 2 1 | | | | | | | | | | | | | | 300 | H | Mississippi Val. | | 12 1 | |
| | | | | | | | | | | | | | | | | | | 300 | H | Mississippi Val. | | 6 0 | |
| | | | | | | | | | | | | | | | | | | 300 | N | Mississippi Val. | | 3 0 | |
| LAST 15 GAMES | | | | | | | | | | | | | | | | | | | | | | | |
| | | | | | | 35 | H | Texas A&M | | 5 6 | | 68 | H | Auburn | | 4 3 | | | | | | | |
| | | | | | | 35 | H | Texas A&M | | 7 3 | | 68 | H | Auburn | | 2 7 | | | | | | | |
| | | | | | | 35 | H | Texas A&M | | 3 2 | | 68 | H | Auburn | | 1 2 | | | | | | | |
| | | | | | | 15 | A | Ole Miss | | 11 1 | | | | | | | | | | | | | |
| | | | | | | 15 | A | Ole Miss | | 4 7 | | | | | | | | | | | | | |

Non-Div. I Games:

Arkansas

| | | | | |
|-----|---|--------------|---|---|
| 15 | A | Ole Miss | 2 | 3 |
| 125 | A | Missouri St. | 4 | 1 |

A
r
k
a
n
s
a
s

A
r
k
a
n
s
a
s

H
i
g
h
P
o
i
n
t

High Point

High Point

| | | |
|--------------|----|---|
| 91 H Radford | 1 | 3 |
| 91 H Radford | 10 | 8 |

Through Games Of May 11, 2014

| RPI | S | Opponent | Score |
|-----|---|--------------|-------|
| 290 | H | N.C. Central | 16 3 |

H
i
g
h
P
o
i
n
t

H
i
g
h
P
o
i
n
t

High Point

| Average RPI Win: | 109 | WON-LOST RECORD | WINNING PCT. RANK | LAST 15 GAMES | STRENGTH OF SCHEDULE | OPP. STRENGTH OF SCHEDULE | TEAM RPI | ADJ RPI | CONF. RPI | ADJ CONF. RPI | | | | | |
|------------------|----------|-----------------|-------------------|----------------|----------------------|---------------------------|----------|-------------|-----------|---------------------|-------|-----|---|--------------------|-------|
| DIV. I ONLY | | 26-23-0 | .53061 | 123 | 10-5-0 | 16 | 52 | 52 | .54561 | 52 | 5 | 5 | | | |
| DIV. I NON-CONF. | | 13-14-0 | .48148 | 162 | 1-2-0 | 8 | 23 | 69 | .53464 | 69 | 5 | 5 | | | |
| <hr/> | | | | | | | | | | | | | | | |
| TOTALS | RPI 1-25 | RPI 26-50 | | W-L RECORDS | | RPI 51-100 | | RPI 101-150 | | RPI 150+ | | | | | |
| 26-23-0 | 4-5-0 | 2-3-0 | | OVERALL | | 6-6-0 | | 4-5-0 | | 10-4-0 | | | | | |
| 15-11-0 | 4-5-0 | 2-1-0 | | HOME | | 5-2-0 | | 2-2-0 | | 2-1-0 | | | | | |
| 11-12-0 | 0-0-0 | 0-2-0 | | AWAY | | 1-4-0 | | 2-3-0 | | 8-3-0 | | | | | |
| 0-0-0 | 0-0-0 | 0-0-0 | | NEUTRAL | | 0-0-0 | | 0-0-0 | | 0-0-0 | | | | | |
| 13-14-0 | 2-4-0 | 2-2-0 | | NON-CONFERENCE | | 1-2-0 | | 4-5-0 | | 4-1-0 | | | | | |
| 9-8-0 | 2-4-0 | 2-1-0 | | HOME | | 1-0-0 | | 2-2-0 | | 2-1-0 | | | | | |
| 4-6-0 | 0-0-0 | 0-0- | | AWAY | | 0-2-0 | | 2-3-0 | | 2-0-0 | | | | | |
| 0-0-0 | 0-0-0 | 0-0-0 | | NEUTRAL | | 0-0-0 | | 0-0-0 | | 0-0-0 | | | | | |
| 13-9-0 | 2-1-0 | 0-1-0 | | CONFERENCE | | 5-4-0 | | 0-0-0 | | 6-3-0 | | | | | |
| 6-3-0 | 2-1-0 | 0-0-0 | | HOME | | 4-2-0 | | 0-0-0 | | 0-0-0 | | | | | |
| 7-6-0 | 0-0-0 | 0-1-0 | | AWAY | | 1-2-0 | | 0-0-0 | | 6-3-0 | | | | | |
| 0-0-0 | 0-0-0 | 0-0-0 | | NEUTRAL | | 0-0-0 | | 0-0-0 | | 0-0-0 | | | | | |
| <hr/> | | | | | | | | | | | | | | | |
| RPI | S | Opponent | Score | RPI | S | Opponent | Score | RPI | S | Opponent | Score | RPI | S | Opponent | Score |
| 5 | H | Indiana | 1 2 | 26 | A | UC Irvine | 2 7 | 63 | H | UC Santa Barbara | 3 2 | 107 | A | Wichita St. | 7 0 |
| 5 | H | Indiana | 2 1 | 40 | A | Pepperdine | 3 6 | 63 | H | UC Santa Barbara | 1 2 | 107 | A | Wichita St. | 4 5 |
| 5 | H | Indiana | 4 3 | 40 | H | Pepperdine | 7 0 | 63 | H | UC Santa Barbara | 1 0 | 112 | H | Wright St. | 4 1 |
| 7 | H | Vanderbilt | 2 6 | 41 | H | Arizona St. | 11 0 | 65 | A | San Diego | 3 4 | 115 | A | UCLA | 1 2 |
| 7 | H | Vanderbilt | 0 6 | 49 | H | San Diego St. | 3 6 | 80 | A | Southern California | 3 4 | 115 | A | UCLA | 4 0 |
| 7 | H | Vanderbilt | 2 5 | | | | | 80 | H | Southern California | 2 1 | 115 | H | UCLA | 8 5 |
| 16 | H | Cal Poly | 3 6 | | | | | 86 | A | Cal St. Fullerton | 1 5 | 115 | H | UCLA | 0 1 |
| 16 | H | Cal Poly | 1 0 | | | | | 86 | A | Cal St. Fullerton | 3 2 | 130 | A | Loyola Marymount | 3 4 |
| 16 | H | Cal Poly | 7 2 | | | | | 86 | A | Cal St. Fullerton | 5 6 | 130 | H | Loyola Marymount | 2 8 |
| | | | | | | | | 86 | H | Cal St. Fullerton | 1 0 | 175 | A | Cal St. Northridge | 4 3 |
| | | | | | | | | 86 | H | Cal St. Fullerton | 0 6 | 175 | A | Cal St. Northridge | 5 6 |
| | | | | | | | | 86 | H | Cal St. Fullerton | 5 0 | 175 | A | Cal St. Northridge | 10 5 |
| | | | | | | | | | | | | 176 | A | Hawaii | 3 1 |
| | | | | | | | | | | | | 176 | A | Hawaii | 3 1 |
| | | | | | | | | | | | | 176 | A | Hawaii | 11 5 |
| | | | | | | | | | | | | 180 | H | Utah Valley | 12 0 |
| | | | | | | | | | | | | 180 | H | Utah Valley | 8 13 |
| | | | | | | | | | | | | 180 | H | Utah Valley | 7 3 |
| | | | | | | | | | | | | 184 | A | Arizona | 11 4 |
| | | | | | | | | | | | | 184 | A | Arizona | 3 2 |
| | | | | | | | | | | | | 188 | A | UC Davis | 4 8 |
| | | | | | | | | | | | | 188 | A | UC Davis | 2 0 |
| | | | | | | | | | | | | 188 | A | UC Davis | 5 7 |
| | | | | LAST 15 GAMES | | | | | | | | | | | |
| | | | | 176 | A | Hawaii | 3 1 | 40 | H | Pepperdine | 7 0 | | | | |
| | | | | 176 | A | Hawaii | 11 5 | 16 | H | Cal Poly | 1 0 | | | | |
| | | | | 176 | A | Hawaii | 3 1 | 16 | H | Cal Poly | 7 2 | | | | |
| | | | | 49 | H | San Diego St. | 3 6 | | | | | | | | |
| | | | | 86 | H | Cal St. Fullerton | 0 6 | | | | | | | | |

Non-Div. I Games:

Long Beach St.

| | | |
|------------------------|---|---|
| 86 H Cal St. Fullerton | 5 | 0 |
| 86 H Cal St. Fullerton | 1 | 0 |

L
o
n
g
B
e
a
c
h
S
t
.

L
o
n
g
B
e
a
c
h
S
t
.

| Average RPI Win: | | 147 | WON-LOST RECORD | | WINNING PCT. RANK | LAST 15 GAMES | STRENGTH OF SCHEDULE | | OPP. STRENGTH OF SCHEDULE | TEAM RPI | ADJ RPI | CONF. RPI | ADJ CONF. RPI | | | | |
|-------------------|---|------------|-----------------|-----------|-------------------|----------------|----------------------|---------------|---------------------------|-------------|---------|-----------|---------------|----------------|----|-------|----|
| Average RPI Loss: | | 80 | | | | | | | | | | | | | | | |
| DIV. I ONLY | | | 35-17-1 | | .66981 | 41 | 9-6-0 | | 162 | 55 | 54 | .54549 | 53 | 9 | 9 | | |
| DIV. I NON-CONF. | | | 17-8-1 | | .67308 | 44 | 1-1-0 | | 198 | 48 | 66 | .53557 | 66 | 10 | 10 | | |
| TOTALS | | RPI 1-25 | | RPI 26-50 | | W-L RECORDS | | RPI 51-100 | | RPI 101-150 | | RPI 150+ | | | | | |
| 35-17-1 | | 1-2-0 | | 6-7-0 | | OVERALL | | 7-2-0 | | 5-3-0 | | 16-3-1 | | | | | |
| 20-7-1 | | 1-0-0 | | 5-3-0 | | HOME | | 3-0-0 | | 3-2-0 | | 8-2-1 | | | | | |
| 15-9-0 | | 0-1-0 | | 1-4-0 | | AWAY | | 4-2-0 | | 2-1-0 | | 8-1-0 | | | | | |
| 0-1-0 | | 0-1-0 | | 0-0-0 | | NEUTRAL | | 0-0-0 | | 0-0-0 | | 0-0-0 | | | | | |
| 17-8-1 | | 1-2-0 | | 3-1-0 | | NON-CONFERENCE | | 1-2-0 | | 3-2-0 | | 9-1-1 | | | | | |
| 12-3-1 | | 1-0-0 | | 2-0-0 | | HOME | | 0-0-0 | | 3-2-0 | | 6-1-1 | | | | | |
| 5-4-0 | | 0-1-0 | | 1-0- | | AWAY | | 1-2-0 | | 0-0-0 | | 3-0-0 | | | | | |
| 0-1-0 | | 0-1-0 | | 0-0-0 | | NEUTRAL | | 0-0-0 | | 0-0-0 | | 0-0-0 | | | | | |
| 18-9-0 | | 0-0-0 | | 3-6-0 | | CONFERENCE | | 6-0-0 | | 2-1-0 | | 7-2-0 | | | | | |
| 8-4-0 | | 0-0-0 | | 3-3-0 | | HOME | | 3-0-0 | | 0-0-0 | | 2-1-0 | | | | | |
| 10-5-0 | | 0-0-0 | | 0-3-0 | | AWAY | | 3-0-0 | | 2-1-0 | | 5-1-0 | | | | | |
| 0-0-0 | | 0-0-0 | | 0-0-0 | | NEUTRAL | | 0-0-0 | | 0-0-0 | | 0-0-0 | | | | | |
| RPI | S | Opponent | | Score | | RPI | S | Opponent | | Score | | RPI | S | Opponent | | Score | |
| 14 | A | Texas Tech | | 3 | 9 | 30 | A | UNLV | | 2 | 11 | 65 | A | San Diego | | 4 | 6 |
| 14 | H | Texas Tech | | 4 | 3 | 30 | A | UNLV | | 6 | 14 | 65 | A | San Diego | | 3 | 2 |
| 14 | N | Texas Tech | | 3 | 6 | 30 | A | UNLV | | 2 | 14 | 65 | A | San Diego | | 2 | 17 |
| | | | | | | 30 | H | UNLV | | 2 | 8 | 99 | A | Fresno St. | | 9 | 7 |
| | | | | | | 30 | H | UNLV | | 2 | 3 | 99 | A | Fresno St. | | 6 | 2 |
| | | | | | | 30 | H | UNLV | | 5 | 4 | 99 | A | Fresno St. | | 6 | 4 |
| | | | | | | 38 | H | Kansas | | 6 | 3 | 99 | H | Fresno St. | | 5 | 4 |
| | | | | | | 38 | H | Kansas | | 10 | 4 | 99 | H | Fresno St. | | 11 | 6 |
| | | | | | | 41 | A | Arizona St. | | 5 | 8 | 99 | H | Fresno St. | | 4 | 1 |
| | | | | | | 41 | A | Arizona St. | | 7 | 1 | | | | | | |
| | | | | | | 49 | H | San Diego St. | | 5 | 6 | | | | | | |
| | | | | | | 49 | H | San Diego St. | | 6 | 1 | | | | | | |
| | | | | | | 49 | H | San Diego St. | | 13 | 5 | | | | | | |
| | | | | | | LAST 15 GAMES | | | | | | | | | | | |
| | | | | | | 132 | A | Nevada | | 6 | 5 | 30 | A | UNLV | | 2 | 14 |
| | | | | | | 132 | A | Nevada | | 5 | 6 | 30 | A | UNLV | | 6 | 14 |
| | | | | | | 132 | A | Nevada | | 5 | 4 | 30 | A | UNLV | | 2 | 11 |
| | | | | | | 180 | H | Utah Valley | | 8 | 12 | | | | | | |
| | | | | | | 49 | H | San Diego St. | | 13 | 5 | | | | | | |
| | | | | | | | | | | | | 226 | A | Air Force | | 5 | 3 |
| | | | | | | | | | | | | 255 | A | New Mexico St. | | 14 | 4 |
| | | | | | | | | | | | | 255 | H | New Mexico St. | | 17 | 7 |
| | | | | | | | | | | | | 293 | H | Northern Colo. | | 12 | 3 |
| | | | | | | | | | | | | 293 | H | Northern Colo. | | 17 | 1 |
| | | | | | | | | | | | | 293 | H | Northern Colo. | | 8 | 1 |

Non-Div. I Games:

New Mexico

| | | | | |
|----|---|---------------|---|---|
| 49 | H | San Diego St. | 6 | 1 |
| 49 | H | San Diego St. | 5 | 6 |

| RPI | S | Opponent | Score | |
|-----|---|----------------|-------|---|
| 293 | H | Northern Colo. | 5 | 2 |

N
e
w
M
e
x
i
c
o

N
e
w
M
e
x
i
c
o

New Mexico

| Average RPI Win: 133 | | WON-LOST RECORD | | WINNING PCT. RANK | | LAST 15 GAMES | | STRENGTH OF SCHEDULE | | OPP. STRENGTH OF SCHEDULE | | TEAM RPI | | ADJ RPI | | CONF. RPI | | ADJ CONF. RPI | |
|----------------------|----------|-----------------|-------|-------------------|-------|----------------|----|----------------------|---|---------------------------|----------|--------------|-------|-----------|-------|-----------|---------------|---------------|----|
| DIV. I ONLY | | 30-17-0 | | .6383 55 | | 12-3-0 | | 124 | | 75 | | 55 | | .54513 54 | | 11 | | 11 | |
| DIV. I NON-CONF. | | 14-12-0 | | .53846 125 | | 2-1-0 | | 95 | | 62 | | 65 | | .53626 65 | | 8 | | 9 | |
| TOTALS | | RPI 1-25 | | RPI 26-50 | | W-L RECORDS | | RPI 51-100 | | RPI 101-150 | | RPI 150+ | | | | | | | |
| 30-17-0 | | 4-2-0 | | 0-0-0 | | OVERALL | | 3-4-0 | | 10-5-0 | | 13-6-0 | | | | | | | |
| 14-6-0 | | 2-2-0 | | 0-0-0 | | HOME | | 1-0-0 | | 7-3-0 | | 4-1-0 | | | | | | | |
| 14-8-0 | | 2-0-0 | | 0-0-0 | | AWAY | | 0-4-0 | | 3-0-0 | | 9-4-0 | | | | | | | |
| 2-3-0 | | 0-0-0 | | 0-0-0 | | NEUTRAL | | 2-0-0 | | 0-2-0 | | 0-1-0 | | | | | | | |
| 14-12-0 | | 3-0-0 | | 0-0-0 | | NON-CONFERENCE | | 3-4-0 | | 3-3-0 | | 5-5-0 | | | | | | | |
| 7-1-0 | | 1-0-0 | | 0-0-0 | | HOME | | 1-0-0 | | 3-1-0 | | 2-0-0 | | | | | | | |
| 5-8-0 | | 2-0-0 | | 0-0- | | AWAY | | 0-4-0 | | 0-0-0 | | 3-4-0 | | | | | | | |
| 2-3-0 | | 0-0-0 | | 0-0-0 | | NEUTRAL | | 2-0-0 | | 0-2-0 | | 0-1-0 | | | | | | | |
| 16-5-0 | | 1-2-0 | | 0-0-0 | | CONFERENCE | | 0-0-0 | | 7-2-0 | | 8-1-0 | | | | | | | |
| 7-5-0 | | 1-2-0 | | 0-0-0 | | HOME | | 0-0-0 | | 4-2-0 | | 2-1-0 | | | | | | | |
| 9-0-0 | | 0-0-0 | | 0-0-0 | | AWAY | | 0-0-0 | | 3-0-0 | | 6-0-0 | | | | | | | |
| 0-0-0 | | 0-0-0 | | 0-0-0 | | NEUTRAL | | 0-0-0 | | 0-0-0 | | 0-0-0 | | | | | | | |
| RPI S | Opponent | | Score | | RPI S | Opponent | | Score | | RPI S | Opponent | | Score | | RPI S | Opponent | | Score | |
| 3 | A | Florida | 6 | 0 | | | | | | 58 | A | Illinois St. | 2 | 6 | 104 | A | Iowa | 5 | 1 |
| 3 | A | Florida | 5 | 1 | | | | | | 58 | H | Illinois St. | 6 | 1 | 104 | A | Iowa | 4 | 1 |
| 5 | H | Indiana | 3 | 11 | | | | | | 74 | N | FGCU | 9 | 1 | 104 | A | Iowa | 4 | 2 |
| 5 | H | Indiana | 3 | 9 | | | | | | 74 | N | FGCU | 3 | 2 | 105 | H | Xavier | 3 | 2 |
| 5 | H | Indiana | 2 | 1 | | | | | | 92 | A | Western Ky. | 0 | 1 | 105 | H | Xavier | 2 | 6 |
| 17 | H | Indiana St. | 8 | 0 | | | | | | 92 | A | Western Ky. | 3 | 5 | 105 | H | Xavier | 6 | 2 |
| | | | | | | | | | | 92 | A | Western Ky. | 3 | 4 | 105 | H | Xavier | 6 | 1 |
| | | | | | | | | | | | | | | | 109 | H | Michigan | 2 | 4 |
| | | | | | | | | | | | | | | | 109 | H | Michigan | 1 | 0 |
| | | | | | | | | | | | | | | | 109 | H | Michigan | 9 | 17 |
| | | | | | | | | | | | | | | | 111 | H | Michigan St. | 10 | 9 |
| | | | | | | | | | | | | | | | 111 | H | Michigan St. | 5 | 4 |
| | | | | | | | | | | | | | | | 111 | H | Michigan St. | 5 | 4 |
| | | | | | | | | | | | | | | | 117 | N | UConn | 0 | 6 |
| | | | | | | | | | | | | | | | 119 | N | Missouri | 2 | 5 |
| | | | | | | | | | | | | | | | 151 | H | Eastern Ill. | 3 | 2 |
| | | | | | | | | | | | | | | | 154 | N | George Mason | 0 | 3 |
| | | | | | | | | | | | | | | | 173 | A | Georgia St. | 6 | 10 |
| | | | | | | | | | | | | | | | 173 | A | Georgia St. | 4 | 5 |
| | | | | | | | | | | | | | | | 173 | A | Georgia St. | 19 | 13 |
| | | | | | | | | | | | | | | | 186 | A | Coastal Caro. | 5 | 4 |
| | | | | | | | | | | | | | | | 193 | A | Southern Ill. | 5 | 1 |
| | | | | | | | | | | | | | | | 193 | A | Southern Ill. | 5 | 6 |
| | | | | | | | | | | | | | | | 193 | A | Southern Ill. | 2 | 3 |
| | | | | | | | | | | | | | | | 193 | H | Southern Ill. | 10 | 1 |
| | | | | | | | | | | | | | | | 197 | H | Purdue | 8 | 3 |
| | | | | | | | | | | | | | | | 197 | H | Purdue | 6 | 2 |
| | | | | LAST 15 GAMES | | | | | | | | | | | | | | | |
| | | | | 104 | A | Iowa | 4 | 2 | 5 | | H | Indiana | 3 | 11 | | | | | |
| | | | | 104 | A | Iowa | 5 | 1 | 5 | | H | Indiana | 2 | 1 | | | | | |
| | | | | 104 | A | Iowa | 4 | 1 | 5 | | H | Indiana | 3 | 9 | | | | | |
| | | | | 111 | H | Michigan St. | 10 | 9 | | | | | | | | | | | |
| | | | | 111 | H | Michigan St. | 5 | 4 | | | | | | | | | | | |

Non-Div. I Games:

Illinois

| | | | | |
|-----|---|---------------|----|---|
| 111 | H | Michigan St. | 5 | 4 |
| 193 | H | Southern Ill. | 10 | 1 |

| RPI | S | Opponent | Score | |
|-----|---|--------------|-------|---|
| 197 | H | Purdue | 3 | 4 |
| 221 | A | Penn St. | 8 | 3 |
| 221 | A | Penn St. | 6 | 3 |
| 221 | A | Penn St. | 7 | 6 |
| 241 | A | Northwestern | 6 | 2 |
| 241 | A | Northwestern | 13 | 0 |
| 241 | A | Northwestern | 1 | 0 |

| Average RPI Win: | 194 | WON-LOST RECORD | WINNING PCT. RANK | LAST 15 GAMES | STRENGTH OF SCHEDULE | OPP. STRENGTH OF SCHEDULE | TEAM RPI | ADJ RPI | CONF. RPI | ADJ CONF. RPI | | | | |
|------------------|----------|-----------------|-------------------|----------------|----------------------|---------------------------|----------|-------------|-----------|---------------|----|----------|-------|----|
| DIV. I ONLY | | 33-16-0 | .67347 | 38 | 11-4-0 | 181 | 229 | 56 | .54366 | 55 | 20 | 20 | | |
| DIV. I NON-CONF. | | 14-12-0 | .53846 | 125 | 1-2-0 | 201 | 203 | 104 | .51668 | 104 | 18 | 17 | | |
| <hr/> | | | | | | | | | | | | | | |
| TOTALS | RPI 1-25 | RPI 26-50 | | W-L RECORDS | | RPI 51-100 | | RPI 101-150 | | RPI 150+ | | | | |
| 33-16-0 | 2-5-0 | 0-0-0 | | OVERALL | | 1-2-0 | | 9-1-0 | | 21-8-0 | | | | |
| 11-2-0 | 0-1-0 | 0-0-0 | | HOME | | 0-0-0 | | 6-0-0 | | 5-1-0 | | | | |
| 13-11-0 | 2-4-0 | 0-0-0 | | AWAY | | 1-2-0 | | 3-0-0 | | 7-5-0 | | | | |
| 9-3-0 | 0-0-0 | 0-0-0 | | NEUTRAL | | 0-0-0 | | 0-1-0 | | 9-2-0 | | | | |
| 14-12-0 | 2-5-0 | 0-0-0 | | NON-CONFERENCE | | 1-2-0 | | 0-1-0 | | 11-4-0 | | | | |
| 0-1-0 | 0-1-0 | 0-0-0 | | HOME | | 0-0-0 | | 0-0-0 | | 0-0-0 | | | | |
| 5-8-0 | 2-4-0 | 0-0- | | AWAY | | 1-2-0 | | 0-0-0 | | 2-2-0 | | | | |
| 9-3-0 | 0-0-0 | 0-0-0 | | NEUTRAL | | 0-0-0 | | 0-1-0 | | 9-2-0 | | | | |
| 19-4-0 | 0-0-0 | 0-0-0 | | CONFERENCE | | 0-0-0 | | 9-0-0 | | 10-4-0 | | | | |
| 11-1-0 | 0-0-0 | 0-0-0 | | HOME | | 0-0-0 | | 6-0-0 | | 5-1-0 | | | | |
| 8-3-0 | 0-0-0 | 0-0-0 | | AWAY | | 0-0-0 | | 3-0-0 | | 5-3-0 | | | | |
| 0-0-0 | 0-0-0 | 0-0-0 | | NEUTRAL | | 0-0-0 | | 0-0-0 | | 0-0-0 | | | | |
| RPI | S | Opponent | Score | | RPI | S | Opponent | Score | | RPI | S | Opponent | Score | |
| 5 | A | Indiana | 1 | 10 | | | | | | 70 | A | Campbell | 0 | 4 |
| 17 | H | Indiana St. | 7 | 9 | | | | | | 104 | N | Iowa | 6 | 16 |
| 19 | A | Kentucky | 10 | 8 | | | | | | 70 | A | Campbell | 3 | 4 |
| 19 | A | Kentucky | 1 | 24 | | | | | | 100 | A | Ohio St. | 8 | 6 |
| 19 | A | Kentucky | 3 | 26 | | | | | | | | | | |
| 22 | A | Liberty | 0 | 13 | | | | | | | | | | |
| 22 | A | Liberty | 4 | 3 | | | | | | | | | | |
| | | | | | | | | | | | | | | |
| | | | | | | | | | | | | | | |
| | | | | | | | | | | | | | | |
| | | | | | | | | | | | | | | |
| | | | | | | | | | | | | | | |
| | | | | | | | | | | | | | | |
| | | | | | | | | | | | | | | |
| | | | | | | | | | | | | | | |
| | | | | | | | | | | | | | | |
| | | | | | | | | | | | | | | |
| | | | | | | | | | | | | | | |
| | | | | | | | | | | | | | | |
| | | | | | | | | | | | | | | |
| | | | | | | | | | | | | | | |
| | | | | | | | | | | | | | | |
| | | | | | | | | | | | | | | |
| | | | | | | | | | | | | | | |
| | | | | | | | | | | | | | | |
| | | | | | | | | | | | | | | |
| | | | | | | | | | | | | | | |
| | | | | | | | | | | | | | | |
| | | | | | | | | | | | | | | |
| | | | | | | | | | | | | | | |
| | | | | | | | | | | | | | | |
| | | | | | | | | | | | | | | |
| | | | | | | | | | | | | | | |
| | | | | | | | | | | | | | | |
| | | | | | | | | | | | | | | |
| | | | | | | | | | | | | | | |
| | | | | | | | | | | | | | | |
| | | | | | | | | | | | | | | |
| | | | | | | | | | | | | | | |
| | | | | | | | | | | | | | | |
| | | | | | | | | | | | | | | |
| | | | | | | | | | | | | | | |
| | | | | | | | | | | | | | | |
| | | | | | | | | | | | | | | |
| | | | | | | | | | | | | | | |
| | | | | | | | | | | | | | | |
| | | | | | | | | | | | | | | |
| | | | | | | | | | | | | | | |
| | | | | | | | | | | | | | | |
| | | | | | | | | | | | | | | |
| | | | | | | | | | | | | | | |
| | | | | | | | | | | | | | | |
| | | | | | | | | | | | | | | |
| | | | | | | | | | | | | | | |
| | | | | | | | | | | | | | | |
| | | | | | | | | | | | | | | |
| | | | | | | | | | | | | | | |
| | | | | | | | | | | | | | | |
| | | | | | | | | | | | | | | |
| | | | | | | | | | | | | | | |
| | | | | | | | | | | | | | | |
| | | | | | | | | | | | | | | |
| | | | | | | | | | | | | | | |
| | | | | | | | | | | | | | | |
| </ | | | | | | | | | | | | | | |

Non-Div. I Games: Ind. Wesleyan 11 4 Indiana Tech 13 8

Ball St.

Ball St.

| | | |
|-------------|---|---|
| 187 A Akron | 4 | 3 |
| 187 A Akron | 2 | 5 |

Through Games Of May 11, 2014

| RPI | S | Opponent | Score | |
|-----|---|------------------|-------|----|
| 261 | A | USC Upstate | 7 | 4 |
| 266 | N | IPFW | 3 | 1 |
| 266 | N | IPFW | 15 | 2 |
| 266 | N | IPFW | 9 | 2 |
| 266 | N | IPFW | 3 | 11 |
| 273 | H | Eastern Mich. | 20 | 5 |
| 273 | H | Eastern Mich. | 6 | 5 |
| 273 | H | Eastern Mich. | 7 | 3 |
| 285 | N | Milwaukee | 3 | 1 |
| 287 | N | Rider | 4 | 1 |
| 287 | N | Rider | 5 | 4 |
| 300 | N | Mississippi Val. | 12 | 1 |

Ball St.

B
a
l
l
S
t
.

B
a
l
l
S
t
.

[illegible]

| | | | | | | |
|-------------------|---------------|---|---|--------------|----|---|
| Non-Div. I Games: | Southern Ind. | 4 | 9 | Oakland City | 13 | 2 |
|-------------------|---------------|---|---|--------------|----|---|

Evansville

| | | | | |
|-----|---|---------------|---|---|
| 193 | A | Southern Ill. | 2 | 8 |
| 193 | A | Southern Ill. | 4 | 2 |

| RPI | S | Opponent | Score | |
|-----|---|------------------|-------|---|
| 236 | H | Murray St. | 6 | 3 |
| 238 | A | Austin Peay | 10 | 9 |
| 238 | A | Austin Peay | 6 | 7 |
| 241 | N | Northwestern | 6 | 4 |
| 244 | H | SIU Edwardsville | 15 | 7 |
| 265 | N | North Dakota St. | 8 | 9 |
| 284 | H | UT Martin | 5 | 2 |
| 284 | H | UT Martin | 6 | 5 |

Evansville

E
v
a
n
s
v
i
l
l
e

E
v
a
n
s
v
i
l
l
e

| Average RPI Win: | 184 | WON-LOST | WINNING | LAST 15 | STRENGTH OF | OPP. STRENGTH | TEAM | ADJ | CONF. | ADJ CONF. | |
|-------------------|----------|-----------|---------------|-----------------|-------------|---------------|--------------|-------------|-------|-----------------|-------|
| Average RPI Loss: | 103 | RECORD | PCT. RANK | GAMES | SCHEDULE | OF SCHEDULE | RPI | RPI | RPI | RPI | |
| DIV. I ONLY | 33-16-0 | .67347 | 38 | 10-5-0 | 197 | 120 | 58 | .54204 | 57 | 12 | 12 |
| DIV. I NON-CONF. | 16-10-0 | .61538 | 67 | 2-2-0 | 239 | 81 | 100 | .51789 | 100 | 19 | 19 |
| <hr/> | | | | | | | | | | | |
| TOTALS | RPI 1-25 | RPI 26-50 | | W-L RECORDS | | RPI 51-100 | | RPI 101-150 | | RPI 150+ | |
| 33-16-0 | 0-0-0 | 2-6-0 | | OVERALL | | 3-2-0 | | 5-3-0 | | 23-5-0 | |
| 19-3-0 | 0-0-0 | 1-0-0 | | HOME | | 0-0-0 | | 0-0-0 | | 18-3-0 | |
| 13-11-0 | 0-0-0 | 1-6-0 | | AWAY | | 2-2-0 | | 5-3-0 | | 5-0-0 | |
| 1-2-0 | 0-0-0 | 0-0-0 | | NEUTRAL | | 1-0-0 | | 0-0-0 | | 0-2-0 | |
| <hr/> | | | | | | | | | | | |
| 16-10-0 | 0-0-0 | 2-6-0 | | NON-CONFERENCE | | 1-1-0 | | 2-0-0 | | 11-3-0 | |
| 10-1-0 | 0-0-0 | 1-0-0 | | HOME | | 0-0-0 | | 0-0-0 | | 9-1-0 | |
| 5-7-0 | 0-0-0 | 1-0- | | AWAY | | 0-1-0 | | 2-0-0 | | 2-0-0 | |
| 1-2-0 | 0-0-0 | 0-0-0 | | NEUTRAL | | 1-0-0 | | 0-0-0 | | 0-2-0 | |
| <hr/> | | | | | | | | | | | |
| 17-6-0 | 0-0-0 | 0-0-0 | | CONFERENCE | | 2-1-0 | | 3-3-0 | | 12-2-0 | |
| 9-2-0 | 0-0-0 | 0-0-0 | | HOME | | 0-0-0 | | 0-0-0 | | 9-2-0 | |
| 8-4-0 | 0-0-0 | 0-0-0 | | AWAY | | 2-1-0 | | 3-3-0 | | 3-0-0 | |
| 0-0-0 | 0-0-0 | 0-0-0 | | NEUTRAL | | 0-0-0 | | 0-0-0 | | 0-0-0 | |
| <hr/> | | | | | | | | | | | |
| RPI S | Opponent | Score | RPI S | Opponent | Score | RPI S | Opponent | Score | RPI S | Opponent | Score |
| | | | 34 A | Georgia Tech | 5 7 | 72 A | Kennesaw St. | 3 4 | 103 A | Ga. Southern | 5 4 |
| | | | 42 A | Mississippi St. | 3 2 | 82 A | Samford | 4 10 | 103 A | Ga. Southern | 2 3 |
| | | | 42 A | Mississippi St. | 1 6 | 82 A | Samford | 10 7 | 103 A | Ga. Southern | 0 1 |
| | | | 42 A | Mississippi St. | 2 7 | 82 A | Samford | 7 1 | 122 A | Washington St. | 8 6 |
| | | | 44 A | Tennessee | 2 6 | 94 N | Wake Forest | 3 2 | 122 A | Washington St. | 13 1 |
| | | | 45 A | Georgia | 2 6 | | | | 145 A | Elon | 9 7 |
| | | | 46 A | Clemson | 3 11 | | | | 145 A | Elon | 6 5 |
| | | | 46 H | Clemson | 18 10 | | | | 145 A | Elon | 1 5 |
| | | | | | | | | | 164 N | North Florida | 2 4 |
| | | | | | | | | | 170 N | Buffalo | 4 5 |
| | | | | | | | | | 181 H | Furman | 6 9 |
| | | | | | | | | | 181 H | Furman | 5 4 |
| | | | | | | | | | 181 H | Furman | 1 6 |
| | | | | | | | | | 183 H | Appalachian St. | 20 10 |
| | | | | | | | | | 183 H | Appalachian St. | 7 4 |
| | | | | | | | | | 183 H | Appalachian St. | 10 9 |
| | | | | | | | | | 190 A | UNC Greensboro | 13 12 |
| | | | | | | | | | 190 A | UNC Greensboro | 3 1 |
| | | | | | | | | | 190 A | UNC Greensboro | 5 4 |
| | | | | | | | | | 195 H | East Tenn. St. | 9 12 |
| | | | | | | | | | 202 H | Citadel | 8 2 |
| | | | | | | | | | 202 H | Citadel | 5 4 |
| | | | | | | | | | 205 H | Wofford | 6 1 |
| | | | | | | | | | 205 H | Wofford | 11 4 |
| | | | | | | | | | 205 H | Wofford | 11 4 |
| | | | | | | | | | 210 A | Winthrop | 9 6 |
| | | | | | | | | | 210 H | Winthrop | 8 0 |
| <hr/> | | | | | | | | | | | |
| | | | LAST 15 GAMES | | | | | | | | |
| | | | 103 A | Ga. Southern | 2 3 | 82 A | Samford | 7 1 | 205 H | Wofford | 6 1 |
| | | | 103 A | Ga. Southern | 0 1 | 82 A | Samford | 10 7 | 205 H | Wofford | 11 4 |
| | | | 103 A | Ga. Southern | 5 4 | 82 A | Samford | 4 10 | 205 H | Wofford | 11 4 |
| | | | 183 H | Appalachian St. | 7 4 | | | | 210 A | Winthrop | 9 6 |
| | | | 183 H | Appalachian St. | 20 10 | | | | 210 H | Winthrop | 8 0 |

Non-Div. I Games:

Western Caro.

| | | | | |
|-----|---|-----------------|----|---|
| 183 | H | Appalachian St. | 10 | 9 |
| 94 | N | Wake Forest | 3 | 2 |

| RPI | S | Opponent | Score | |
|-----|---|---------------|-------|----|
| 234 | H | Presbyterian | 16 | 0 |
| 249 | H | La Salle | 6 | 4 |
| 249 | H | La Salle | 7 | 6 |
| 249 | H | La Salle | 20 | 10 |
| 259 | A | UNC Asheville | 9 | 3 |
| 259 | H | UNC Asheville | 4 | 1 |
| 287 | H | Rider | 6 | 5 |
| 287 | H | Rider | 11 | 3 |
| 287 | H | Rider | 23 | 8 |

W
e
s
t
e
r
n
C
a
r
o
.

W
e
s
t
e
r
n
C
a
r
o
.

Western Caro.

| Average RPI Win: 157 | | WON-LOST | WINNING | LAST 15 | STRENGTH OF | | OPP. STRENGTH | TEAM | ADJ | | CONF. | ADJ CONF. | | | |
|-----------------------|-------------|----------------------|-----------|---------|----------------|-------|---------------|---------------|--------------|--------|-----------|-----------|------------------|--------------|----|
| Average RPI Loss: 110 | | RECORD | PCT. RANK | GAMES | SCHEDULE | | OF SCHEDULE | RPI | RPI | | RPI | RPI | | | |
| DIV. I ONLY | | 26-18-0 | .59091 | 85 | 6-7-0 | | 115 | 128 | 59 | .54161 | 58 | 6 | 6 | | |
| DIV. I NON-CONF. | | 16-10-0 | .61538 | 67 | 1-3-0 | | 225 | 120 | 81 | .52737 | 81 | 6 | 7 | | |
| TOTALS | | RPI 1-25 | RPI 26-50 | | W-L RECORDS | | RPI 51-100 | | RPI 101-150 | | RPI 150+ | | | | |
| 26-18-0 | | 2-2-0 | 1-2-0 | | OVERALL | | 4-5-0 | | 3-3-0 | | 16-6-0 | | | | |
| 8-3-0 | | 0-0-0 | 1-2-0 | | HOME | | 1-0-0 | | 0-0-0 | | 6-1-0 | | | | |
| 10-12-0 | | 2-2-0 | 0-0-0 | | AWAY | | 3-5-0 | | 2-2-0 | | 3-3-0 | | | | |
| 8-3-0 | | 0-0-0 | 0-0-0 | | NEUTRAL | | 0-0-0 | | 1-1-0 | | 7-2-0 | | | | |
| 16-10-0 | | 0-1-0 | 0-0-0 | | NON-CONFERENCE | | 4-2-0 | | 1-2-0 | | 11-5-0 | | | | |
| 4-1-0 | | 0-0-0 | 0-0-0 | | HOME | | 1-0-0 | | 0-0-0 | | 3-1-0 | | | | |
| 6-7-0 | | 0-1-0 | 0-0- | | AWAY | | 3-2-0 | | 0-1-0 | | 3-3-0 | | | | |
| 6-2-0 | | 0-0-0 | 0-0-0 | | NEUTRAL | | 0-0-0 | | 1-1-0 | | 5-1-0 | | | | |
| 10-8-0 | | 2-1-0 | 1-2-0 | | CONFERENCE | | 0-3-0 | | 2-1-0 | | 5-1-0 | | | | |
| 4-2-0 | | 0-0-0 | 1-2-0 | | HOME | | 0-0-0 | | 0-0-0 | | 3-0-0 | | | | |
| 4-5-0 | | 2-1-0 | 0-0-0 | | AWAY | | 0-3-0 | | 2-1-0 | | 0-0-0 | | | | |
| 2-1-0 | | 0-0-0 | 0-0-0 | | NEUTRAL | | 0-0-0 | | 0-0-0 | | 2-1-0 | | | | |
| RPI S | Opponent | Score | | RPI S | Opponent | Score | | RPI S | Opponent | Score | | RPI S | Opponent | Score | |
| 3 A | Florida | 5 | 13 | 37 H | Dallas Baptist | 1 | 2 | 54 A | Illinois | 1 | 6 | 118 N | Bucknell | 2 | 4 |
| 17 A | Indiana St. | 2 | 9 | 37 H | Dallas Baptist | 3 | 1 | 54 H | Illinois | 6 | 2 | 124 A | Central Ark. | 0 | 7 |
| 17 A | Indiana St. | 11 | 1 | 37 H | Dallas Baptist | 1 | 9 | 56 A | Evansville | 5 | 12 | 125 A | Missouri St. | 6 | 1 |
| 17 A | Indiana St. | 5 | 2 | | | | | 56 A | Evansville | 0 | 12 | 125 A | Missouri St. | 2 | 4 |
| | | | | | | | | 56 A | Evansville | 1 | 3 | 125 A | Missouri St. | 7 | 1 |
| | | | | | | | | 60 A | Arkansas St. | 3 | 2 | 138 N | Bowling Green | 11 | 3 |
| | | | | | | | | 60 A | Arkansas St. | 9 | 7 | 151 H | Eastern Ill. | 9 | 4 |
| | | | | | | | | 60 A | Arkansas St. | 8 | 14 | 171 N | Bradley | 13 | 1 |
| | | | | | | | | 60 A | Arkansas St. | 4 | 3 | 171 N | Bradley | 1 | 3 |
| | | | | | | | | | | | | 171 N | Bradley | 7 | 6 |
| | | | | | | | | | | | | 193 H | Southern Ill. | 4 | 3 |
| | | | | | | | | | | | | 193 H | Southern Ill. | 3 | 2 |
| | | | | | | | | | | | | 193 H | Southern Ill. | 2 | 1 |
| | | | | | | | | | | | | 197 H | Purdue | 6 | 8 |
| | | | | | | | | | | | | 200 A | Western Ill. | 12 | 13 |
| | | | | | | | | | | | | 200 A | Western Ill. | 22 | 4 |
| | | | | | | | | | | | | 200 A | Western Ill. | 1 | 2 |
| | | | | | | | | | | | | 200 H | Western Ill. | 11 | 2 |
| | | | | | | | | | | | | 200 H | Western Ill. | 5 | 3 |
| | | | | | | | | | | | | 213 A | Northern Ill. | 6 | 7 |
| | | | | | | | | | | | | 222 N | LIU Brooklyn | 13 | 4 |
| | | | | | | | | | | | | 222 N | LIU Brooklyn | 2 | 0 |
| | | | | | | | | | | | | 244 A | SIU Edwardsville | 17 | 3 |
| | | | | | | | | | | | | 244 A | SIU Edwardsville | 6 | 5 |
| | | | | | | | | | | | | 251 N | Butler | 6 | 7 |
| | | | | | | | | | | | | 251 N | Butler | 9 | 1 |
| | | | | | | | | | | | | 271 N | North Dakota | 4 | 0 |
| Non-Div. I Games: | | Robert Morris-S'fiel | 13 | 0 | Webster | 3 | 1 | Ill. Wesleyan | 7 | 1 | MacMurray | 8 | 0 | Illinois St. | |

Illinois St.

| | | | | |
|-----|---|--------------|---|---|
| 200 | A | Western Ill. | 1 | 2 |
| 197 | H | Purdue | 6 | 8 |

Through Games Of May 11, 2014

| RPI | S | Opponent | Score | |
|-----|---|--------------|-------|---|
| 271 | N | North Dakota | 5 | 1 |

Illinois St.

I
l
l
i
n
o
i
s
s
t
.

I
l
l
i
n
o
i
s
s
t
.

| Average RPI Win: 139 | | WON-LOST | WINNING | LAST 15 | STRENGTH OF | | OPP. STRENGTH | TEAM | ADJ | | CONF. | ADJ CONF. |
|----------------------|-------------|----------|-----------|---------------|----------------|-------|----------------|-------|-------------|-----------------|----------|-----------|
| Average RPI Loss: 58 | | RECORD | PCT. RANK | GAMES | SCHEDULE | | OF SCHEDULE | RPI | RPI | | RPI | RPI |
| DIV. I ONLY | | 29-20-0 | .59184 | 82 | 9-6-0 | | 56 | 41 | 60 | | .54135 | 59 |
| DIV. I NON-CONF. | | 18-5-0 | .78261 | 20 | 4-2-0 | | 148 | 116 | 33 | | .56022 | 33 |
| TOTALS | | RPI 1-25 | RPI 26-50 | | W-L RECORDS | | RPI 51-100 | | RPI 101-150 | | RPI 150+ | |
| 29-20-0 | | 0-6-0 | 4-5-0 | | OVERALL | | 9-5-0 | | 3-3-0 | | 13-1-0 | |
| 22-9-0 | | 0-3-0 | 2-1-0 | | HOME | | 6-2-0 | | 2-2-0 | | 12-1-0 | |
| 7-10-0 | | 0-3-0 | 2-4-0 | | AWAY | | 3-3-0 | | 1-0-0 | | 1-0-0 | |
| 0-1-0 | | 0-0-0 | 0-0-0 | | NEUTRAL | | 0-0-0 | | 0-1-0 | | 0-0-0 | |
| 18-5-0 | | 0-0-0 | 0-0-0 | | NON-CONFERENCE | | 6-3-0 | | 2-1-0 | | 10-1-0 | |
| 14-3-0 | | 0-0-0 | 0-0-0 | | HOME | | 4-2-0 | | 1-0-0 | | 9-1-0 | |
| 4-1-0 | | 0-0-0 | 0-0-0 | | AWAY | | 2-1-0 | | 1-0-0 | | 1-0-0 | |
| 0-1-0 | | 0-0-0 | 0-0-0 | | NEUTRAL | | 0-0-0 | | 0-1-0 | | 0-0-0 | |
| 11-15-0 | | 0-6-0 | 4-5-0 | | CONFERENCE | | 3-2-0 | | 1-2-0 | | 3-0-0 | |
| 8-6-0 | | 0-3-0 | 2-1-0 | | HOME | | 2-0-0 | | 1-2-0 | | 3-0-0 | |
| 3-9-0 | | 0-3-0 | 2-4-0 | | AWAY | | 1-2-0 | | 0-0-0 | | 0-0-0 | |
| 0-0-0 | | 0-0-0 | 0-0-0 | | NEUTRAL | | 0-0-0 | | 0-0-0 | | 0-0-0 | |
| RPI S | Opponent | Score | RPI S | Opponent | Score | RPI S | Opponent | Score | RPI S | Opponent | Score | |
| 2 A | Florida St. | 1 6 | 31 A | Maryland | 2 5 | 70 A | Campbell | 9 2 | 109 H | Michigan | 3 0 | |
| 2 A | Florida St. | 8 9 | 31 A | Maryland | 0 10 | 70 H | Campbell | 0 9 | 115 N | UCLA | 0 2 | |
| 2 A | Florida St. | 2 8 | 31 A | Maryland | 4 7 | 71 A | East Carolina | 0 7 | 145 A | Elon | 12 7 | |
| 10 H | Miami (FL) | 1 2 | 34 H | Georgia Tech | 1 0 | 71 H | East Carolina | 3 2 | 149 H | Boston College | 5 1 | |
| 10 H | Miami (FL) | 1 2 | 34 H | Georgia Tech | 0 1 | 76 H | Canisius | 0 3 | 149 H | Boston College | 5 7 | |
| 10 H | Miami (FL) | 5 12 | 34 H | Georgia Tech | 7 1 | 76 H | Canisius | 11 4 | 149 H | Boston College | 7 9 | |
| | | | 46 A | Clemson | 7 1 | 84 A | Duke | 6 2 | 155 H | Richmond | 4 7 | |
| | | | 46 A | Clemson | 1 6 | 84 A | Duke | 10 11 | 179 A | Stetson | 6 1 | |
| | | | 46 A | Clemson | 9 4 | 84 A | Duke | 0 2 | 183 H | Appalachian St. | 6 5 | |
| | | | | | | 90 H | Davidson | 7 5 | 183 H | Appalachian St. | 3 1 | |
| | | | | | | 94 H | Wake Forest | 9 1 | 183 H | Appalachian St. | 7 0 | |
| | | | | | | 94 H | Wake Forest | 10 2 | 186 H | Coastal Caro. | 8 4 | |
| | | | | | | 97 A | UNC Wilmington | 11 2 | 186 H | Coastal Caro. | 11 1 | |
| | | | | | | 97 H | UNC Wilmington | 10 2 | 186 H | Coastal Caro. | 9 2 | |
| | | | | | | | | | 194 H | Notre Dame | 7 0 | |
| | | | | | | | | | 194 H | Notre Dame | 5 3 | |
| | | | | | | | | | 194 H | Notre Dame | 1 0 | |
| | | | | | | | | | 278 H | N.C. A&T | 15 0 | |
| | | | | | | | | | 278 H | N.C. A&T | 17 4 | |
| | | | | | | | | | 280 H | Youngstown St. | 16 1 | |
| LAST 15 GAMES | | | | | | | | | | | | |
| | | | 94 H | Wake Forest | 10 2 | 34 H | Georgia Tech | 1 0 | | | | |
| | | | 94 H | Wake Forest | 9 1 | 34 H | Georgia Tech | 0 1 | | | | |
| | | | 155 H | Richmond | 4 7 | 97 H | UNC Wilmington | 10 2 | | | | |
| | | | 186 H | Coastal Caro. | 8 4 | | | | | | | |
| | | | 186 H | Coastal Caro. | 9 2 | | | | | | | |

Non-Div. I Games:

North Carolina St.

| | | | | |
|-----|---|---------------|----|---|
| 186 | H | Coastal Caro. | 11 | 1 |
| 34 | H | Georgia Tech | 7 | 1 |

N
o
r
t
h
C
a
r
o
l
i
n
a
S
t
.

N
o
r
t
h
C
a
r
o
l
i
n
a
S
t
.

| Average RPI Win: 126 | | WON-LOST | WINNING | LAST 15 | STRENGTH OF | OPP. STRENGTH | TEAM | ADJ | CONF. | ADJ CONF. | | | | |
|----------------------|---|---------------|-----------|-----------|-------------|----------------|----------|------------|-------------------|-------------|-----|----------|-----------------|-------|
| Average RPI Loss: 88 | | RECORD | PCT. RANK | GAMES | SCHEDULE | OF SCHEDULE | RPI | RPI | RPI | RPI | | | | |
| DIV. I ONLY | | 29-21-0 | .58 | 93 | 9-6-0 | 46 | 74 | 57 | .54109 | 60 | 10 | 10 | | |
| DIV. I NON-CONF. | | 12-11-0 | .52174 | 135 | 2-1-0 | 15 | 109 | 57 | .53663 | 63 | 11 | 11 | | |
| <hr/> | | | | | | | | | | | | | | |
| TOTALS | | RPI 1-25 | | RPI 26-50 | | W-L RECORDS | | RPI 51-100 | | RPI 101-150 | | RPI 150+ | | |
| 29-21-0 | | 1-3-0 | | 0-0-0 | | OVERALL | | 10-11-0 | | 7-4-0 | | 11-3-0 | | |
| 20-9-0 | | 1-2-0 | | 0-0-0 | | HOME | | 8-6-0 | | 2-0-0 | | 9-1-0 | | |
| 9-12-0 | | 0-1-0 | | 0-0-0 | | AWAY | | 2-5-0 | | 5-4-0 | | 2-2-0 | | |
| 0-0-0 | | 0-0-0 | | 0-0-0 | | NEUTRAL | | 0-0-0 | | 0-0-0 | | 0-0-0 | | |
| 12-11-0 | | 0-1-0 | | 0-0-0 | | NON-CONFERENCE | | 7-8-0 | | 3-2-0 | | 2-0-0 | | |
| 9-5-0 | | 0-0-0 | | 0-0-0 | | HOME | | 6-5-0 | | 2-0-0 | | 1-0-0 | | |
| 3-6-0 | | 0-1-0 | | 0-0- | | AWAY | | 1-3-0 | | 1-2-0 | | 1-0-0 | | |
| 0-0-0 | | 0-0-0 | | 0-0-0 | | NEUTRAL | | 0-0-0 | | 0-0-0 | | 0-0-0 | | |
| 17-10-0 | | 1-2-0 | | 0-0-0 | | CONFERENCE | | 3-3-0 | | 4-2-0 | | 9-3-0 | | |
| 11-4-0 | | 1-2-0 | | 0-0-0 | | HOME | | 2-1-0 | | 0-0-0 | | 8-1-0 | | |
| 6-6-0 | | 0-0-0 | | 0-0-0 | | AWAY | | 1-2-0 | | 4-2-0 | | 1-2-0 | | |
| 0-0-0 | | 0-0-0 | | 0-0-0 | | NEUTRAL | | 0-0-0 | | 0-0-0 | | 0-0-0 | | |
| RPI | S | Opponent | | Score | RPI | S | Opponent | | Score | RPI | S | Opponent | | Score |
| 9 | H | La.-Lafayette | | 5 6 | | | 58 | H | Illinois St. | 2 3 | 110 | A | Memphis | 6 4 |
| 9 | H | La.-Lafayette | | 6 4 | | | 58 | H | Illinois St. | 14 8 | 110 | H | Memphis | 10 7 |
| 9 | H | La.-Lafayette | | 0 7 | | | 58 | H | Illinois St. | 7 9 | 113 | A | Texas-Arlington | 2 6 |
| 15 | A | Ole Miss | | 3 4 | | | 58 | H | Illinois St. | 3 4 | 113 | A | Texas-Arlington | 14 10 |
| | | | | | | | 62 | A | UAB | 0 5 | 113 | A | Texas-Arlington | 5 1 |
| | | | | | | | 62 | A | UAB | 1 3 | 124 | A | Central Ark. | 3 4 |
| | | | | | | | 62 | A | UAB | 5 3 | 124 | H | Central Ark. | 3 0 |
| | | | | | | | 75 | A | Southeast Mo. St. | 0 7 | 125 | A | Missouri St. | 4 5 |
| | | | | | | | 75 | H | Southeast Mo. St. | 8 3 | 137 | A | South Ala. | 0 5 |
| | | | | | | | 77 | H | Creighton | 6 2 | 137 | A | South Ala. | 3 2 |
| | | | | | | | 77 | H | Creighton | 4 5 | 137 | A | South Ala. | 7 6 |
| | | | | | | | 77 | H | Creighton | 3 7 | 156 | H | UALR | 4 3 |
| | | | | | | | 81 | H | Texas St. | 3 4 | 156 | H | UALR | 5 3 |
| | | | | | | | 81 | H | Texas St. | 4 1 | 156 | H | UALR | 3 0 |
| | | | | | | | 81 | H | Texas St. | 5 4 | 167 | H | La.-Monroe | 8 4 |
| | | | | | | | 92 | A | Western Ky. | 6 9 | 167 | H | La.-Monroe | 11 7 |
| | | | | | | | 92 | A | Western Ky. | 7 5 | 167 | H | La.-Monroe | 10 9 |
| | | | | | | | 92 | A | Western Ky. | 6 8 | 173 | A | Georgia St. | 6 7 |
| | | | | | | | 96 | H | Miami (OH) | 3 0 | 173 | A | Georgia St. | 10 6 |
| | | | | | | | 96 | H | Miami (OH) | 18 8 | 173 | A | Georgia St. | 1 5 |
| | | | | | | | | | | | 182 | H | Troy | 10 7 |
| | | | | | | | | | | | 182 | H | Troy | 8 5 |
| | | | | | | | | | | | 182 | H | Troy | 1 2 |
| | | | | | | | | | | | 236 | A | Murray St. | 27 7 |
| | | | | | | | | | | | 236 | H | Murray St. | 7 6 |
| <hr/> | | | | | | | | | | | | | | |
| LAST 15 GAMES | | | | | | | | | | | | | | |
| | | | | 182 | H | Troy | 8 | 5 | | | | | | |
| | | | | 182 | H | Troy | 10 | 7 | | | | | | |
| | | | | 182 | H | Troy | 1 | 2 | | | | | | |
| | | | | 9 | H | La.-Lafayette | 6 | 4 | | | | | | |
| | | | | 9 | H | La.-Lafayette | 0 | 7 | | | | | | |

Non-Div. I Games: Ark.-Monticello 0 2

Arkansas St.

[illegible]

FIU

| Average RPI Win: 156 | | WON-LOST | WINNING | LAST 15 | STRENGTH OF | | OPP. STRENGTH | TEAM | ADJ | | CONF. | ADJ CONF. |
|----------------------|----------|----------|-----------|----------------|----------------|-------|-----------------|-------|-------------|-------------------|----------|-----------|
| Average RPI Loss: 86 | | RECORD | PCT. RANK | GAMES | SCHEDULE | | OF SCHEDULE | RPI | RPI | | RPI | RPI |
| DIV. I ONLY | | 33-15-0 | .6875 | 30 | 148 | | 58 | 61 | .54073 | | 61 | 8 |
| DIV. I NON-CONF. | | 18-3-0 | .85714 | 6 | 200 | | 150 | 28 | .56951 | | 28 | 9 |
| TOTALS | | RPI 1-25 | RPI 26-50 | | W-L RECORDS | | RPI 51-100 | | RPI 101-150 | | RPI 150+ | |
| 33-15-0 | | 0-3-0 | 1-2-0 | | OVERALL | | 10-6-0 | | 5-1-0 | | 17-3-0 | |
| 21-11-0 | | 0-3-0 | 1-2-0 | | HOME | | 6-4-0 | | 3-1-0 | | 11-1-0 | |
| 12-4-0 | | 0-0-0 | 0-0-0 | | AWAY | | 4-2-0 | | 2-0-0 | | 6-2-0 | |
| 0-0-0 | | 0-0-0 | 0-0-0 | | NEUTRAL | | 0-0-0 | | 0-0-0 | | 0-0-0 | |
| 18-3-0 | | 0-0-0 | 0-0-0 | | NON-CONFERENCE | | 4-0-0 | | 5-1-0 | | 9-2-0 | |
| 15-2-0 | | 0-0-0 | 0-0-0 | | HOME | | 4-0-0 | | 3-1-0 | | 8-1-0 | |
| 3-1-0 | | 0-0-0 | 0-0- | | AWAY | | 0-0-0 | | 2-0-0 | | 1-1-0 | |
| 0-0-0 | | 0-0-0 | 0-0-0 | | NEUTRAL | | 0-0-0 | | 0-0-0 | | 0-0-0 | |
| 15-12-0 | | 0-3-0 | 1-2-0 | | CONFERENCE | | 6-6-0 | | 0-0-0 | | 8-1-0 | |
| 6-9-0 | | 0-3-0 | 1-2-0 | | HOME | | 2-4-0 | | 0-0-0 | | 3-0-0 | |
| 9-3-0 | | 0-0-0 | 0-0-0 | | AWAY | | 4-2-0 | | 0-0-0 | | 5-1-0 | |
| 0-0-0 | | 0-0-0 | 0-0-0 | | NEUTRAL | | 0-0-0 | | 0-0-0 | | 0-0-0 | |
| RPI S | Opponent | Score | RPI S | Opponent | Score | RPI S | Opponent | Score | RPI S | Opponent | Score | |
| 6 | H Rice | 2 3 | 28 | H Old Dominion | 1 2 | 62 | A UAB | 0 1 | 116 | H Stony Brook | 12 2 | |
| 6 | H Rice | 7 11 | 28 | H Old Dominion | 1 0 | 62 | A UAB | 2 0 | 116 | H Stony Brook | 6 2 | |
| 6 | H Rice | 2 10 | 28 | H Old Dominion | 2 4 | 62 | A UAB | 0 1 | 116 | H Stony Brook | 10 0 | |
| | | | | | | 71 | A East Carolina | 7 1 | 143 | A South Fla. | 8 2 | |
| | | | | | | 71 | A East Carolina | 2 1 | 143 | A South Fla. | 9 0 | |
| | | | | | | 71 | A East Carolina | 6 4 | 143 | H South Fla. | 4 6 | |
| | | | | | | 79 | H Rutgers | 5 4 | 163 | A Charlotte | 8 0 | |
| | | | | | | 79 | H Rutgers | 5 0 | 163 | A Charlotte | 10 4 | |
| | | | | | | 79 | H Rutgers | 13 1 | 163 | A Charlotte | 7 0 | |
| | | | | | | 79 | H Rutgers | 7 6 | 167 | A La.-Monroe | 6 12 | |
| | | | | | | 88 | H Middle Tenn. | 6 9 | 177 | H Dartmouth | 0 3 | |
| | | | | | | 88 | H Middle Tenn. | 6 4 | 177 | H Dartmouth | 11 0 | |
| | | | | | | 88 | H Middle Tenn. | 0 7 | 177 | H Dartmouth | 11 7 | |
| | | | | | | 93 | H Fla. Atlantic | 6 0 | 179 | H Stetson | 5 2 | |
| | | | | | | 93 | H Fla. Atlantic | 5 13 | 214 | H Marshall | 11 1 | |
| | | | | | | 93 | H Fla. Atlantic | 1 6 | 214 | H Marshall | 9 0 | |
| | | | | | | | | | 214 | H Marshall | 3 1 | |
| | | | | | | | | | 218 | A Bethune-Cookman | 6 0 | |
| | | | | | | | | | 218 | H Bethune-Cookman | 8 4 | |
| | | | | | | | | | 240 | A Louisiana Tech | 3 0 | |
| | | | | | | | | | 240 | A Louisiana Tech | 7 2 | |
| | | | | | | | | | 240 | A Louisiana Tech | 2 4 | |
| LAST 15 GAMES | | | | | | | | | | | | |
| | | | | | | 88 | H Middle Tenn. | 6 4 | 282 | H Saint Peter's | 15 0 | |
| | | | | | | 88 | H Middle Tenn. | 6 9 | 282 | H Saint Peter's | 2 0 | |
| | | | | | | 88 | H Middle Tenn. | 0 7 | 282 | H Saint Peter's | 6 2 | |
| | | | | | | 143 | H South Fla. | 4 6 | 282 | H Saint Peter's | 7 1 | |
| | | | | | | 71 | A East Carolina | 2 1 | | | | |

Non-Div. I Games: Fla. Memorial 23 1 Fla. Memorial 3 2

FIU

| | | |
|--------------------|---|---|
| 71 A East Carolina | 6 | 4 |
| 71 A East Carolina | 7 | 1 |

UAB

| Average RPI Win: 167 | | WON-LOST RECORD | WINNING PCT. RANK | | LAST 15 GAMES | STRENGTH OF SCHEDULE | OPP. STRENGTH OF SCHEDULE | TEAM RPI | ADJ RPI | | CONF. RPI | ADJ CONF. RPI | | | | | |
|----------------------|---|--------------------|----------------------|-----------|------------------|-------------------------|------------------------------|--------------|------------|-------------|--------------|------------------|---|----------------------|--|-------|--|
| Average RPI Loss: 81 | | | | | | | | | | | | | | | | | |
| DIV. I ONLY | | 34-16-0 | .68 | 33 | 10-5-0 | 189 | 51 | 62 | .54027 | 62 | 8 | 8 | | | | | |
| DIV. I NON-CONF. | | 15-8-0 | .65217 | 51 | 1-1-0 | 259 | 99 | 131 | .50792 | 130 | 9 | 8 | | | | | |
| <hr/> | | | | | | | | | | | | | | | | | |
| TOTALS | | RPI 1-25 | | RPI 26-50 | | W-L RECORDS | | RPI 51-100 | | RPI 101-150 | | RPI 150+ | | | | | |
| 34-16-0 | | 1-4-0 | | 2-1-0 | | OVERALL | | 8-6-0 | | 1-1-0 | | 22-4-0 | | | | | |
| 21-8-0 | | 0-1-0 | | 0-0-0 | | HOME | | 8-5-0 | | 0-1-0 | | 13-1-0 | | | | | |
| 13-8-0 | | 1-3-0 | | 2-1-0 | | AWAY | | 0-1-0 | | 1-0-0 | | 9-3-0 | | | | | |
| 0-0-0 | | 0-0-0 | | 0-0-0 | | NEUTRAL | | 0-0-0 | | 0-0-0 | | 0-0-0 | | | | | |
| 15-8-0 | | 1-1-0 | | 0-0-0 | | NON-CONFERENCE | | 3-2-0 | | 1-1-0 | | 10-4-0 | | | | | |
| 10-4-0 | | 0-1-0 | | 0-0-0 | | HOME | | 3-1-0 | | 0-1-0 | | 7-1-0 | | | | | |
| 5-4-0 | | 1-0-0 | | 0-0- | | AWAY | | 0-1-0 | | 1-0-0 | | 3-3-0 | | | | | |
| 0-0-0 | | 0-0-0 | | 0-0-0 | | NEUTRAL | | 0-0-0 | | 0-0-0 | | 0-0-0 | | | | | |
| 19-8-0 | | 0-3-0 | | 2-1-0 | | CONFERENCE | | 5-4-0 | | 0-0-0 | | 12-0-0 | | | | | |
| 11-4-0 | | 0-0-0 | | 0-0-0 | | HOME | | 5-4-0 | | 0-0-0 | | 6-0-0 | | | | | |
| 8-4-0 | | 0-3-0 | | 2-1-0 | | AWAY | | 0-0-0 | | 0-0-0 | | 6-0-0 | | | | | |
| 0-0-0 | | 0-0-0 | | 0-0-0 | | NEUTRAL | | 0-0-0 | | 0-0-0 | | 0-0-0 | | | | | |
| RPI | S | Opponent | | Score | | RPI | S | Opponent | | Score | | RPI | S | Opponent | | Score | |
| 6 | A | Rice | | 0 2 | | 28 | A | Old Dominion | | 4 2 | | 60 | H | Arkansas St. | | 5 0 | |
| 6 | A | Rice | | 3 5 | | 28 | A | Old Dominion | | 1 4 | | 60 | H | Arkansas St. | | 3 5 | |
| 6 | A | Rice | | 3 5 | | 28 | A | Old Dominion | | 8 6 | | 60 | H | Arkansas St. | | 3 1 | |
| 21 | A | Alabama | | 2 1 | | | | | | | | 61 | H | FIU | | 0 2 | |
| 21 | H | Alabama | | 2 5 | | | | | | | | 61 | H | FIU | | 1 0 | |
| | | | | | | | | | | | | 61 | H | FIU | | 1 0 | |
| | | | | | | | | | | | | 67 | H | Southern Miss. | | 2 3 | |
| | | | | | | | | | | | | 67 | H | Southern Miss. | | 6 5 | |
| | | | | | | | | | | | | 67 | H | Southern Miss. | | 7 8 | |
| | | | | | | | | | | | | 82 | A | Samford | | 5 13 | |
| | | | | | | | | | | | | 82 | H | Samford | | 4 3 | |
| | | | | | | | | | | | | 88 | H | Middle Tenn. | | 6 4 | |
| | | | | | | | | | | | | 88 | H | Middle Tenn. | | 3 4 | |
| | | | | | | | | | | | | 88 | H | Middle Tenn. | | 2 0 | |
| | | | | | | | | | | | | | | 182 H Troy | | 2 7 | |
| | | | | | | | | | | | | | | 214 H Marshall | | 3 2 | |
| | | | | | | | | | | | | | | 214 H Marshall | | 5 2 | |
| | | | | | | | | | | | | | | 214 H Marshall | | 10 2 | |
| | | | | | | | | | | | | | | 240 A Louisiana Tech | | 8 1 | |
| | | | | | | | | | | | | | | 240 A Louisiana Tech | | 4 2 | |
| | | | | | | | | | | | | | | 240 A Louisiana Tech | | 7 4 | |
| | | | | | | | | | | | | | | 280 H Youngstown St. | | 4 2 | |
| | | | | | | | | | | | | | | 280 H Youngstown St. | | 4 0 | |
| | | | | | | | | | | | | | | 280 H Youngstown St. | | 7 3 | |
| | | | | | | | | | | | | | | 284 H UT Martin | | 3 2 | |
| | | | | | | | | | | | | | | 284 H UT Martin | | 5 3 | |
| | | | | | | | | | | | | | | 284 H UT Martin | | 5 0 | |
| | | | | | | | | | | | | | | 289 A Alabama A&M | | 10 3 | |
| <hr/> | | | | | | | | | | | | | | | | | |
| LAST 15 GAMES | | | | | | | | | | | | | | | | | |
| | | | | | | 158 | H | Tulane | | 2 0 | | 214 | H | Marshall | | 5 2 | |
| | | | | | | 158 | H | Tulane | | 7 2 | | 214 | H | Marshall | | 3 2 | |
| | | | | | | 158 | H | Tulane | | 1 0 | | 214 | H | Marshall | | 10 2 | |
| | | | | | | 82 | H | Samford | | 4 3 | | | | | | | |
| | | | | | | 163 | A | Charlotte | | 3 1 | | | | | | | |

Non-Div. I Games:

UAB

UAB

Through Games Of May 11, 2014

| | | | | |
|-----|---|-----------|----|---|
| 163 | A | Charlotte | 12 | 2 |
| 163 | A | Charlotte | 6 | 2 |

| RPI | S | Opponent | Score | |
|-----|---|-------------|-------|---|
| 289 | H | Alabama A&M | 9 | 6 |

UAB

U
A
B

U
A
B

U
C
S
a
n
t
a
B
a
r
b
a
r
a

 Tie, Loss, Non-Conf,S Site, H Home, A Away, N Neutral Page 125

| | | |
|----------------|---|---|
| 26 A UC Irvine | 2 | 3 |
| 26 A UC Irvine | 2 | 6 |

U
C
S
a
n
t
a
B
a
r
b
a
r
a

U
C
S
a
n
t
a
B
a
r
b
a
r
a

| Average RPI Win: | 212 | WON-LOST RECORD | WINNING PCT. RANK | LAST 15 GAMES | STRENGTH OF SCHEDULE | OPP. STRENGTH OF SCHEDULE | TEAM RPI | ADJ RPI | CONF. RPI | ADJ CONF. RPI | | | | | |
|------------------|----------|-----------------|-------------------|----------------|----------------------|---------------------------|----------|---------------|-----------|-----------------|-------|-----|---|-----------|------|
| DIV. I ONLY | | 32-12-0 | .72727 | 18 | 13-2-0 | 231 | 203 | 64 | .53908 | 64 | 25 | 25 | | | |
| DIV. I NON-CONF. | | 14-6-0 | .7 | 37 | 3-0-0 | 242 | 136 | 80 | .5284 | 80 | 24 | 24 | | | |
| <hr/> | | | | | | | | | | | | | | | |
| TOTALS | RPI 1-25 | RPI 26-50 | | W-L RECORDS | | RPI 51-100 | | RPI 101-150 | | RPI 150+ | | | | | |
| 32-12-0 | 0-1-0 | 0-1-0 | | OVERALL | | 2-2-0 | | 2-2-0 | | 28-6-0 | | | | | |
| 12-3-0 | 0-0-0 | 0-0-0 | | HOME | | 0-0-0 | | 0-0-0 | | 12-3-0 | | | | | |
| 14-6-0 | 0-0-0 | 0-1-0 | | AWAY | | 1-2-0 | | 1-1-0 | | 12-2-0 | | | | | |
| 6-3-0 | 0-1-0 | 0-0-0 | | NEUTRAL | | 1-0-0 | | 1-1-0 | | 4-1-0 | | | | | |
| 14-6-0 | 0-1-0 | 0-1-0 | | NON-CONFERENCE | | 1-0-0 | | 2-2-0 | | 11-2-0 | | | | | |
| 6-1-0 | 0-0-0 | 0-0-0 | | HOME | | 0-0-0 | | 0-0-0 | | 6-1-0 | | | | | |
| 3-2-0 | 0-0-0 | 0-0- | | AWAY | | 0-0-0 | | 1-1-0 | | 2-0-0 | | | | | |
| 5-3-0 | 0-1-0 | 0-0-0 | | NEUTRAL | | 1-0-0 | | 1-1-0 | | 3-1-0 | | | | | |
| 18-6-0 | 0-0-0 | 0-0-0 | | CONFERENCE | | 1-2-0 | | 0-0-0 | | 17-4-0 | | | | | |
| 6-2-0 | 0-0-0 | 0-0-0 | | HOME | | 0-0-0 | | 0-0-0 | | 6-2-0 | | | | | |
| 11-4-0 | 0-0-0 | 0-0-0 | | AWAY | | 1-2-0 | | 0-0-0 | | 10-2-0 | | | | | |
| 1-0-0 | 0-0-0 | 0-0-0 | | NEUTRAL | | 0-0-0 | | 0-0-0 | | 1-0-0 | | | | | |
| RPI | S | Opponent | Score | RPI | S | Opponent | Score | RPI | S | Opponent | Score | | | | |
| 19 | N | Kentucky | 2 16 | 28 | A | Old Dominion | 1 16 | 51 | N | High Point | 4 1 | | | | |
| | | | | | | | | 83 | A | VCU | 6 2 | | | | |
| | | | | | | | | 83 | A | VCU | 1 5 | | | | |
| | | | | | | | | 83 | A | VCU | 3 10 | | | | |
| | | | | | | | | 104 | N | Iowa | 7 9 | | | | |
| | | | | | | | | 114 | N | St. John's (NY) | 4 3 | | | | |
| | | | | | | | | 135 | A | Penn | 4 2 | | | | |
| | | | | | | | | 145 | A | Elon | 5 8 | | | | |
| | | | | | | | | 153 | H | Delaware | 5 1 | | | | |
| | | | | | | | | 154 | A | George Mason | 1 2 | | | | |
| | | | | | | | | 154 | A | George Mason | 9 0 | | | | |
| | | | | | | | | 154 | A | George Mason | 5 3 | | | | |
| | | | | | | | | 155 | H | Richmond | 5 2 | | | | |
| | | | | | | | | 155 | H | Richmond | 10 5 | | | | |
| | | | | | | | | 155 | H | Richmond | 5 8 | | | | |
| | | | | | | | | 199 | N | Gardner-Webb | 5 4 | | | | |
| | | | | | | | | 203 | H | Monmouth | 14 4 | | | | |
| | | | | | | | | 216 | H | Dayton | 3 2 | | | | |
| | | | | | | | | 216 | H | Dayton | 1 6 | | | | |
| | | | | | | | | 216 | H | Dayton | 10 2 | | | | |
| | | | | | | | | 225 | N | Georgetown | 4 5 | | | | |
| | | | | | | | | 225 | N | Georgetown | 3 2 | | | | |
| | | | | | | | | 225 | N | Georgetown | 15 0 | | | | |
| | | | | | | | | 231 | H | Temple | 11 3 | | | | |
| | | | | | | | | 243 | A | Villanova | 8 6 | | | | |
| | | | | | | | | 243 | A | Villanova | 7 6 | | | | |
| | | | | | | | | 243 | H | Villanova | 9 6 | | | | |
| | | | | | | | | 243 | H | Villanova | 2 8 | | | | |
| | | | | | | | | 249 | A | La Salle | 13 7 | | | | |
| | | | | | | | | 249 | A | La Salle | 12 2 | | | | |
| | | | | | | | | 249 | A | La Salle | 6 4 | | | | |
| LAST 15 GAMES | | | | LAST 15 GAMES | | | | LAST 15 GAMES | | | | | | | |
| | | | | 154 | A | George Mason | 1 2 | 287 | H | Rider | 7 4 | 243 | H | Villanova | 9 6 |
| | | | | 154 | A | George Mason | 9 0 | 249 | A | La Salle | 13 7 | 243 | H | Villanova | 2 8 |
| | | | | 154 | A | George Mason | 5 3 | 249 | A | La Salle | 12 2 | 249 | A | La Salle | 13 7 |
| | | | | 153 | H | Delaware | 5 1 | | | | | 249 | A | La Salle | 12 2 |
| | | | | 155 | H | Richmond | 5 8 | | | | | 249 | A | La Salle | 6 4 |

Non-Div. I Games:

Saint Joseph's

| | | | | |
|-----|---|----------|----|---|
| 155 | H | Richmond | 5 | 2 |
| 155 | H | Richmond | 10 | 5 |

| RPI | S | Opponent | Score | |
|-----|---|-------------------|-------|---|
| 249 | N | La Salle | 10 | 3 |
| 250 | A | Fordham | 13 | 1 |
| 250 | A | Fordham | 17 | 1 |
| 250 | A | Fordham | 4 | 3 |
| 261 | A | George Washington | 3 | 4 |
| 261 | A | George Washington | 3 | 1 |
| 261 | A | George Washington | 13 | 1 |
| 274 | H | Niagara | 8 | 0 |
| 283 | H | St. Bonaventure | 16 | 3 |
| 283 | H | St. Bonaventure | 15 | 3 |
| 287 | H | Rider | 7 | 4 |

Saint Joseph's

S
a
i
n
t
J
o
s
e
p
h
'
s

S
a
i
n
t
J
o
s
e
p
h
'
s

| Average RPI Win: | | 142 | WON-LOST RECORD | | WINNING PCT. RANK | LAST 15 GAMES | STRENGTH OF SCHEDULE | | OPP. STRENGTH OF SCHEDULE | TEAM RPI | ADJ RPI | CONF. RPI | ADJ CONF. RPI | | | | |
|-------------------|---|--------------|-----------------|-----------|-------------------|----------------|----------------------|---------------|---------------------------|-------------|---------|-----------|---------------|-------------------|----|-------|---|
| Average RPI Loss: | | 105 | | | | | | | | | | | | | | | |
| DIV. I ONLY | | | 33-19-0 | | .63462 | 56 | 8-6-0 | | 120 | 89 | 65 | .53884 | 65 | 14 | 14 | | |
| DIV. I NON-CONF. | | | 17-8-0 | | .68 | 43 | 3-1-0 | | 33 | 24 | 27 | .57109 | 27 | 12 | 12 | | |
| TOTALS | | RPI 1-25 | | RPI 26-50 | | W-L RECORDS | | RPI 51-100 | | RPI 101-150 | | RPI 150+ | | | | | |
| 33-19-0 | | 2-2-0 | | 3-4-0 | | OVERALL | | 9-2-0 | | 5-6-0 | | 14-5-0 | | | | | |
| 19-10-0 | | 0-0-0 | | 1-1-0 | | HOME | | 7-2-0 | | 4-4-0 | | 7-3-0 | | | | | |
| 14-9-0 | | 2-2-0 | | 2-3-0 | | AWAY | | 2-0-0 | | 1-2-0 | | 7-2-0 | | | | | |
| 0-0-0 | | 0-0-0 | | 0-0-0 | | NEUTRAL | | 0-0-0 | | 0-0-0 | | 0-0-0 | | | | | |
| 17-8-0 | | 2-2-0 | | 2-2-0 | | NON-CONFERENCE | | 9-2-0 | | 0-2-0 | | 4-0-0 | | | | | |
| 12-5-0 | | 0-0-0 | | 1-1-0 | | HOME | | 7-2-0 | | 0-2-0 | | 4-0-0 | | | | | |
| 5-3-0 | | 2-2-0 | | 1-0- | | AWAY | | 2-0-0 | | 0-0-0 | | 0-0-0 | | | | | |
| 0-0-0 | | 0-0-0 | | 0-0-0 | | NEUTRAL | | 0-0-0 | | 0-0-0 | | 0-0-0 | | | | | |
| 16-11-0 | | 0-0-0 | | 1-2-0 | | CONFERENCE | | 0-0-0 | | 5-4-0 | | 10-5-0 | | | | | |
| 7-5-0 | | 0-0-0 | | 0-0-0 | | HOME | | 0-0-0 | | 4-2-0 | | 3-3-0 | | | | | |
| 9-6-0 | | 0-0-0 | | 1-2-0 | | AWAY | | 0-0-0 | | 1-2-0 | | 7-2-0 | | | | | |
| 0-0-0 | | 0-0-0 | | 0-0-0 | | NEUTRAL | | 0-0-0 | | 0-0-0 | | 0-0-0 | | | | | |
| RPI | S | Opponent | | Score | | RPI | S | Opponent | | Score | | RPI | S | Opponent | | Score | |
| 24 | A | Oklahoma St. | | 5 | 6 | 26 | A | UC Irvine | | 6 | 3 | 52 | H | Long Beach St. | | 4 | 3 |
| 24 | A | Oklahoma St. | | 10 | 6 | 26 | H | UC Irvine | | 11 | 16 | 53 | H | New Mexico | | 6 | 4 |
| 24 | A | Oklahoma St. | | 7 | 0 | 40 | A | Pepperdine | | 0 | 3 | 53 | H | New Mexico | | 2 | 3 |
| 25 | A | Oregon | | 3 | 4 | 40 | A | Pepperdine | | 5 | 4 | 53 | H | New Mexico | | 17 | 2 |
| | | | | | | 40 | A | Pepperdine | | 3 | 6 | 66 | H | California | | 2 | 5 |
| | | | | | | 49 | A | San Diego St. | | 5 | 8 | 69 | A | UC Riverside | | 13 | 8 |
| | | | | | | 49 | H | San Diego St. | | 7 | 1 | 69 | H | UC Riverside | | 7 | 6 |
| | | | | | | | | | | | | 86 | A | Cal St. Fullerton | | 6 | 5 |
| | | | | | | | | | | | | 86 | H | Cal St. Fullerton | | 5 | 3 |
| | | | | | | | | | | | | 95 | H | Baylor | | 8 | 0 |
| | | | | | | | | | | | | 97 | H | UNC Wilmington | | 5 | 2 |
| | | | | | | | | | | | | | | | | | |
| | | | | | | | | | | | | | | | | | |
| | | | | | | | | | | | | | | | | | |
| | | | | | | | | | | | | | | | | | |
| | | | | | | | | | | | | | | | | | |
| | | | | | | | | | | | | | | | | | |
| | | | | | | | | | | | | | | | | | |
| | | | | | | | | | | | | | | | | | |
| | | | | | | | | | | | | | | | | | |
| | | | | | | | | | | | | | | | | | |
| | | | | | | | | | | | | | | | | | |
| | | | | | | | | | | | | | | | | | |
| | | | | | | | | | | | | | | | | | |
| | | | | | | | | | | | | | | | | | |
| | | | | | | | | | | | | | | | | | |
| | | | | | | | | | | | | | | | | | |
| | | | | | | | | | | | | | | | | | |
| | | | | | | | | | | | | | | | | | |
| | | | | | | | | | | | | | | | | | |
| | | | | | | | | | | | | | | | | | |
| | | | | | | | | | | | | | | | | | |
| | | | | | | | | | | | | | | | | | |
| | | | | | | | | | | | | | | | | | |
| | | | | | | | | | | | | | | | | | |
| | | | | | | | | | | | | | | | | | |
| | | | | | | | | | | | | | | | | | |
| | | | | | | | | | | | | | | | | | |
| | | | | | | | | | | | | | | | | | |
| | | | | | | | | | | | | | | | | | |
| | | | | | | | | | | | | | | | | | |
| | | | | | | | | | | | | | | | | | |
| | | | | | | | | | | | | | | | | | |
| | | | | | | | | | | | | | | | | | |
| | | | | | | | | | | | | | | | | | |
| | | | | | | | | | | | | | | | | | |
| | | | | | | | | | | | | | | | | | |
| | | | | | | | | | | | | | | | | | |
| | | | | | | | | | | | | | | | | | |

Non-Div. I Games: San Diego Christian 9 6

San Diego

| | | |
|-----------------------|---|---|
| 263 H St. Mary's (CA) | 4 | 3 |
| 263 H St. Mary's (CA) | 6 | 2 |

| RPI | S | Opponent | Score | |
|-----|---|-----------------|-------|---|
| 263 | H | St. Mary's (CA) | 14 | 9 |
| 263 | H | St. Mary's (CA) | 6 | 2 |
| 263 | H | St. Mary's (CA) | 4 | 3 |

San Diego

S
a
n
D
i
e
g
o

S
a
n
D
i
e
g
o

| | | | | | | | | | | |
|--------------------------|------------|--------------------|----------------------|------------------|-------------------------|------------------------------|-------------|------------|---------------------|------------------|
| Average RPI Win: | 89 | WON-LOST RECORD | WINNING PCT. RANK | LAST 15 GAMES | STRENGTH OF SCHEDULE | OPP. STRENGTH OF SCHEDULE | TEAM RPI | ADJ RPI | CONF. RPI | ADJ CONF. RPI |
| DIV. I ONLY | | 21-25-0 | .45652 180 | 7-8-0 | 9 | 17 | 66 | .53642 66 | 4 | 4 |
| DIV. I NON-CONF. | | 12-9-0 | .57143 102 | 1-1-0 | 4 | 16 | 19 | .57722 19 | 3 | 3 |
| <hr/> | | | | | | | | | | |
| TOTALS | RPI 1-25 | RPI 26-50 | | W-L RECORDS | RPI 51-100 | | RPI 101-150 | | RPI 150+ | |
| 21-25-0 | 4-10-0 | 5-4-0 | | OVERALL | 6-3-0 | | 0-6-0 | | 6-2-0 | |
| 9-13-0 | 3-7-0 | 2-1-0 | | HOME | 0-0-0 | | 0-3-0 | | 4-2-0 | |
| 8-12-0 | 1-3-0 | 3-3-0 | | AWAY | 4-3-0 | | 0-3-0 | | 0-0-0 | |
| 4-0-0 | 0-0-0 | 0-0-0 | | NEUTRAL | 2-0-0 | | 0-0-0 | | 2-0-0 | |
| <hr/> | | | | | | | | | | |
| 12-9-0 | 3-5-0 | 2-0-0 | | NON-CONFERENCE | 4-2-0 | | 0-0-0 | | 3-2-0 | |
| 5-4-0 | 2-2-0 | 2-0-0 | | HOME | 0-0-0 | | 0-0-0 | | 1-2-0 | |
| 3-5-0 | 1-3-0 | 0-0- | | AWAY | 2-2-0 | | 0-0-0 | | 0-0-0 | |
| 4-0-0 | 0-0-0 | 0-0-0 | | NEUTRAL | 2-0-0 | | 0-0-0 | | 2-0-0 | |
| <hr/> | | | | | | | | | | |
| 9-16-0 | 1-5-0 | 3-4-0 | | CONFERENCE | 2-1-0 | | 0-6-0 | | 3-0-0 | |
| 4-9-0 | 1-5-0 | 0-1-0 | | HOME | 0-0-0 | | 0-3-0 | | 3-0-0 | |
| 5-7-0 | 0-0-0 | 3-3-0 | | AWAY | 2-1-0 | | 0-3-0 | | 0-0-0 | |
| 0-0-0 | 0-0-0 | 0-0-0 | | NEUTRAL | 0-0-0 | | 0-0-0 | | 0-0-0 | |
| <hr/> | | | | | | | | | | |
| RPI S | Opponent | Score | | RPI S | Opponent | Score | | RPI S | Opponent | Score |
| 4 H | Oregon St. | 4 | 10 | 32 A | Stanford | 1 | 4 | 65 A | San Diego | 5 2 |
| 4 H | Oregon St. | 3 | 9 | 32 A | Stanford | 9 | 5 | 68 A | Auburn | 5 0 |
| 4 H | Oregon St. | 0 | 5 | 32 A | Stanford | 7 | 4 | 80 A | Southern California | 11 4 |
| 11 H | Texas | 2 | 1 | 32 H | Stanford | 1 | 11 | 80 A | Southern California | 4 1 |
| 11 H | Texas | 0 | 5 | 41 A | Arizona St. | 5 | 3 | 80 A | Southern California | 1 2 |
| 11 H | Texas | 7 | 0 | 41 A | Arizona St. | 2 | 3 | 95 N | Baylor | 8 5 |
| 11 H | Texas | 2 | 6 | 41 A | Arizona St. | 1 | 4 | 95 N | Baylor | 5 3 |
| 16 A | Cal Poly | 8 | 16 | 50 H | Arkansas | 2 | 1 | 99 A | Fresno St. | 4 7 |
| 16 A | Cal Poly | 8 | 3 | 50 H | Arkansas | 4 | 3 | 99 A | Fresno St. | 0 6 |
| 16 A | Cal Poly | 1 | 4 | | | | | | | |
| 16 A | Cal Poly | 4 | 8 | | | | | | | |
| 23 H | Washington | 2 | 6 | | | | | | | |
| 23 H | Washington | 3 | 4 | | | | | | | |
| 23 H | Washington | 7 | 1 | | | | | | | |
| <hr/> | | | | | | | | | | |
| LAST 15 GAMES | | | | | | | | | | |
| 80 A Southern California | | | | 4 | 1 | 32 A Stanford | | 9 | 5 | |
| 80 A Southern California | | | | 11 | 4 | 32 A Stanford | | 1 | 4 | |
| 80 A Southern California | | | | 1 | 2 | 32 A Stanford | | 7 | 4 | |
| 4 H Oregon St. | | | | 0 | 5 | | | | | |
| 4 H Oregon St. | | | | 3 | 9 | | | | | |
| <hr/> | | | | | | | | | | |

Non-Div. I Games:

California

| | | | | |
|-----|---|---------------|---|----|
| 4 | H | Oregon St. | 4 | 10 |
| 157 | H | San Francisco | 1 | 0 |

C
a
l
i
f
o
r
n
i
a

C
a
l
i
f
o
r
n
i
a

| | | | | |
|-----|---|----------|---|---|
| 158 | A | Tulane | 4 | 2 |
| 15 | A | Ole Miss | 7 | 6 |

S
o
u
t
h
e
r
n
M
i
s
s
.

S
o
u
t
h
e
r
n
M
i
s
s
.

| Average RPI Win: 115 | | WON-LOST | WINNING | LAST 15 | STRENGTH OF | | OPP. STRENGTH | TEAM | ADJ | | CONF. | ADJ CONF. |
|----------------------|----------------|------------|-----------|-----------------|----------------|-------|---------------|------------|-------------|-----------------|-------------|-----------|
| Average RPI Loss: 64 | | RECORD | PCT. RANK | GAMES | SCHEDULE | | OF SCHEDULE | RPI | RPI | | RPI | RPI |
| DIV. I ONLY | | 27-25-0 | .51923 | 128 | 6-9-0 | | 17 | 37 | 68 | | 1 | 1 |
| DIV. I NON-CONF. | | 17-7-0 | .70833 | 33 | 2-1-0 | | 113 | 207 | 67 | | 1 | 1 |
| TOTALS | | RPI 1-25 | RPI 26-50 | | W-L RECORDS | | RPI 51-100 | | RPI 101-150 | | RPI 150+ | |
| 27-25-0 | | 4-10-0 | 9-6-0 | | OVERALL | | 2-4-0 | | 3-2-0 | | 9-3-0 | |
| 18-13-0 | | 1-2-0 | 5-4-0 | | HOME | | 1-2-0 | | 2-2-0 | | 9-3-0 | |
| 7-10-0 | | 2-7-0 | 4-2-0 | | AWAY | | 1-1-0 | | 0-0-0 | | 0-0-0 | |
| 2-2-0 | | 1-1-0 | 0-0-0 | | NEUTRAL | | 0-1-0 | | 1-0-0 | | 0-0-0 | |
| 17-7-0 | | 1-0-0 | 3-0-0 | | NON-CONFERENCE | | 2-4-0 | | 2-0-0 | | 9-3-0 | |
| 14-5-0 | | 0-0-0 | 3-0-0 | | HOME | | 1-2-0 | | 1-0-0 | | 9-3-0 | |
| 1-1-0 | | 0-0-0 | 0-0- | | AWAY | | 1-1-0 | | 0-0-0 | | 0-0-0 | |
| 2-1-0 | | 1-0-0 | 0-0-0 | | NEUTRAL | | 0-1-0 | | 1-0-0 | | 0-0-0 | |
| 10-18-0 | | 3-10-0 | 6-6-0 | | CONFERENCE | | 0-0-0 | | 1-2-0 | | 0-0-0 | |
| 4-8-0 | | 1-2-0 | 2-4-0 | | HOME | | 0-0-0 | | 1-2-0 | | 0-0-0 | |
| 6-9-0 | | 2-7-0 | 4-2-0 | | AWAY | | 0-0-0 | | 0-0-0 | | 0-0-0 | |
| 0-1-0 | | 0-1-0 | 0-0-0 | | NEUTRAL | | 0-0-0 | | 0-0-0 | | 0-0-0 | |
| RPI S | Opponent | Score | RPI S | Opponent | Score | RPI S | Opponent | Score | RPI S | Opponent | Score | |
| 12 H | South Carolina | 2 3 | 27 H | Mercer | 9 5 | 66 H | California | 0 5 | 117 N | UConn | 7 3 | |
| 12 H | South Carolina | 3 4 | 27 H | Mercer | 4 1 | 72 A | Kennesaw St. | 6 1 | 119 H | Missouri | 7 3 | |
| 12 H | South Carolina | 4 2 | 27 H | Mercer | 6 5 | 72 H | Kennesaw St. | 10 5 | 119 H | Missouri | 2 4 | |
| 15 A | Ole Miss | 0 6 | 35 H | Texas A&M | 4 0 | 82 A | Samford | 6 7 | 119 H | Missouri | 3 4 | |
| 15 A | Ole Miss | 5 8 | 35 H | Texas A&M | 0 9 | 82 H | Samford | 1 8 | 137 H | South Ala. | 6 1 | |
| 15 A | Ole Miss | 1 5 | 35 H | Texas A&M | 5 2 | 100 N | Ohio St. | 0 1 | 169 H | Alabama St. | 3 9 | |
| 17 N | Indiana St. | 4 0 | 42 H | Mississippi St. | 0 3 | | | | 169 H | Alabama St. | 6 5 | |
| 19 A | Kentucky | 5 6 | 42 H | Mississippi St. | 1 12 | | | | 182 H | Troy | 6 0 | |
| 19 A | Kentucky | 8 1 | 42 H | Mississippi St. | 0 3 | | | | 195 H | East Tenn. St. | 2 3 | |
| 19 A | Kentucky | 3 6 | 44 A | Tennessee | 6 8 | | | | 218 H | Bethune-Cookman | 9 1 | |
| 21 A | Alabama | 3 4 | 44 A | Tennessee | 4 2 | | | | 234 H | Presbyterian | 12 5 | |
| 21 A | Alabama | 2 1 | 44 A | Tennessee | 3 2 | | | | 234 H | Presbyterian | 3 0 | |
| 21 A | Alabama | 1 4 | 50 A | Arkansas | 2 1 | | | | 234 H | Presbyterian | 6 10 | |
| 21 N | Alabama | 3 4 | 50 A | Arkansas | 3 4 | | | | 269 H | Ark.-Pine Bluff | 2 1 | |
| | | | 50 A | Arkansas | 7 2 | | | | 289 H | Alabama A&M | 7 3 | |
| | | | | | | | | | 298 H | Coppin St. | 10 0 | |
| | | | | | | | | | 298 H | Coppin St. | 13 2 | |
| LAST 15 GAMES | | | | | | | | | | | | |
| | | | 19 A | Kentucky | 5 6 | 50 A | Arkansas | 7 2 | | | | |
| | | | 19 A | Kentucky | 8 1 | 50 A | Arkansas | 3 4 | | | | |
| | | | 19 A | Kentucky | 3 6 | 50 A | Arkansas | 2 1 | | | | |
| | | | 218 H | Bethune-Cookman | 9 1 | | | | | | | |
| | | | 42 H | Mississippi St. | 1 12 | | | | | | | |

Non-Div. I Games:

Auburn

| | | |
|----------------------|---|---|
| 42 H Mississippi St. | 0 | 3 |
| 42 H Mississippi St. | 0 | 3 |

A
u
b
u
r
n

A
u
b
u
r
n

| Average RPI Win: | | 138 | WON-LOST RECORD | | WINNING PCT. RANK | | LAST 15 GAMES | | STRENGTH OF SCHEDULE | | OPP. STRENGTH OF SCHEDULE | | TEAM RPI | | ADJ RPI | | CONF. RPI | | ADJ CONF. RPI | | | | |
|------------------|---|----------|-----------------|-----------|-------------------|----------------------------|---------------|---------------|----------------------|-------------|---------------------------|---------------------------|----------|-------------------|------------|-------|-----------|-----|---------------|--------------------|--|------|--|
| DIV. I ONLY | | | 22-24-0 | | .47826 165 | | 8-7-0 | | 6 | | 138 | | 69 | | .53537 69 | | 5 | | 5 | | | | |
| DIV. I NON-CONF. | | | 12-16-0 | | .42857 197 | | 1-2-0 | | 12 | | 165 | | 102 | | .51777 102 | | 5 | | 5 | | | | |
| TOTALS | | RPI 1-25 | | RPI 26-50 | | W-L RECORDS | | RPI 51-100 | | RPI 101-150 | | RPI 150+ | | | | | | | | | | | |
| 22-24-0 | | 1-5-0 | | 2-8-0 | | OVERALL | | 3-8-0 | | 6-1-0 | | 10-2-0 | | | | | | | | | | | |
| 15-9-0 | | 1-2-0 | | 1-3-0 | | HOME | | 0-1-0 | | 6-1-0 | | 7-2-0 | | | | | | | | | | | |
| 7-15-0 | | 0-3-0 | | 1-5-0 | | AWAY | | 3-7-0 | | 0-0-0 | | 3-0-0 | | | | | | | | | | | |
| 0-0-0 | | 0-0-0 | | 0-0-0 | | NEUTRAL | | 0-0-0 | | 0-0-0 | | 0-0-0 | | | | | | | | | | | |
| 12-16-0 | | 0-3-0 | | 1-6-0 | | NON-CONFERENCE | | 0-5-0 | | 6-1-0 | | 5-1-0 | | | | | | | | | | | |
| 9-6-0 | | 0-0-0 | | 1-3-0 | | HOME | | 0-1-0 | | 6-1-0 | | 2-1-0 | | | | | | | | | | | |
| 3-10-0 | | 0-3-0 | | 0-0- | | AWAY | | 0-4-0 | | 0-0-0 | | 3-0-0 | | | | | | | | | | | |
| 0-0-0 | | 0-0-0 | | 0-0-0 | | NEUTRAL | | 0-0-0 | | 0-0-0 | | 0-0-0 | | | | | | | | | | | |
| 10-8-0 | | 1-2-0 | | 1-2-0 | | CONFERENCE | | 3-3-0 | | 0-0-0 | | 5-1-0 | | | | | | | | | | | |
| 6-3-0 | | 1-2-0 | | 0-0-0 | | HOME | | 0-0-0 | | 0-0-0 | | 5-1-0 | | | | | | | | | | | |
| 4-5-0 | | 0-0-0 | | 1-2-0 | | AWAY | | 3-3-0 | | 0-0-0 | | 0-0-0 | | | | | | | | | | | |
| 0-0-0 | | 0-0-0 | | 0-0-0 | | NEUTRAL | | 0-0-0 | | 0-0-0 | | 0-0-0 | | | | | | | | | | | |
| RPI | S | Opponent | | Score | | RPI | S | Opponent | | Score | | RPI | S | Opponent | | Score | | | | | | | |
| 16 | H | Cal Poly | | 5 7 | | 26 | A | UC Irvine | | 0 8 | | 63 | A | UC Santa Barbara | | 2 6 | | 116 | H | Stony Brook | | 11 3 | |
| 16 | H | Cal Poly | | 7 3 | | 26 | A | UC Irvine | | 3 1 | | 63 | A | UC Santa Barbara | | 7 3 | | 116 | H | Stony Brook | | 3 2 | |
| 16 | H | Cal Poly | | 2 7 | | 26 | A | UC Irvine | | 2 4 | | 63 | A | UC Santa Barbara | | 5 6 | | 116 | H | Stony Brook | | 1 2 | |
| 25 | A | Oregon | | 4 7 | | 29 | H | West Virginia | | 4 7 | | 65 | A | San Diego | | 6 7 | | 122 | H | Washington St. | | 12 7 | |
| 25 | A | Oregon | | 2 7 | | 29 | H | West Virginia | | 1 2 | | 65 | H | San Diego | | 8 13 | | 131 | H | Sacramento St. | | 6 1 | |
| 25 | A | Oregon | | 5 6 | | 30 | A | UNLV | | 4 5 | | 81 | A | Texas St. | | 5 7 | | 131 | H | Sacramento St. | | 9 1 | |
| | | | | | | 30 | H | UNLV | | 8 2 | | 81 | A | Texas St. | | 7 8 | | 148 | H | Gonzaga | | 11 6 | |
| | | | | | | 49 | A | San Diego St. | | 3 4 | | 81 | A | Texas St. | | 0 2 | | 157 | H | San Francisco | | 8 5 | |
| | | | | | | 49 | A | San Diego St. | | 5 6 | | 86 | A | Cal St. Fullerton | | 8 7 | | 157 | H | San Francisco | | 10 2 | |
| | | | | | | 49 | H | San Diego St. | | 7 8 | | 86 | A | Cal St. Fullerton | | 3 2 | | 157 | H | San Francisco | | 3 6 | |
| | | | | | | | | | | | | 86 | A | Cal St. Fullerton | | 0 6 | | 175 | H | Cal St. Northridge | | 6 2 | |
| | | | | | | | | | | | | | | | | | | 175 | H | Cal St. Northridge | | 1 7 | |
| | | | | | | | | | | | | | | | | | | 175 | H | Cal St. Northridge | | 4 2 | |
| | | | | | | | | | | | | | | | | | | 188 | H | UC Davis | | 12 9 | |
| | | | | | | | | | | | | | | | | | | 188 | H | UC Davis | | 7 6 | |
| | | | | | | | | | | | | | | | | | | 188 | H | UC Davis | | 4 2 | |
| | | | | | | | | | | | | | | | | | | 248 | A | Bakersfield | | 4 3 | |
| | | | | | | | | | | | | | | | | | | 248 | A | Bakersfield | | 9 6 | |
| | | | | | | | | | | | | | | | | | | 248 | A | Bakersfield | | 7 6 | |
| | | | | | | LAST 15 GAMES | | | | | | | | | | | | | | | | | |
| | | | | | | 86 A Cal St. Fullerton 8 7 | | | | | | 63 A UC Santa Barbara 7 3 | | | | | | | | | | | |
| | | | | | | 86 A Cal St. Fullerton 0 6 | | | | | | 63 A UC Santa Barbara 5 6 | | | | | | | | | | | |
| | | | | | | 86 A Cal St. Fullerton 3 2 | | | | | | 63 A UC Santa Barbara 2 6 | | | | | | | | | | | |
| | | | | | | 16 H Cal Poly 2 7 | | | | | | | | | | | | | | | | | |
| | | | | | | 16 H Cal Poly 5 7 | | | | | | | | | | | | | | | | | |

Non-Div. I Games:

UC Riverside

| | | | | |
|----|---|----------|---|---|
| 16 | H | Cal Poly | 7 | 3 |
| 30 | H | UNLV | 8 | 2 |

| Average RPI Win: 178 | | WON-LOST | WINNING | LAST 15 | STRENGTH OF | | OPP. STRENGTH | TEAM | ADJ | CONF. | ADJ CONF. |
|----------------------|----------|----------|---------------|----------------|----------------|-------|--------------------|-------|-------------|-----------------|-----------|
| Average RPI Loss: 97 | | RECORD | PCT. RANK | GAMES | SCHEDULE | | OF SCHEDULE | RPI | RPI | RPI | RPI |
| DIV. I ONLY | | 34-16-0 | .68 | 33 | 11-4-0 | | 182 | 129 | 70 | .53522 | 70 |
| DIV. I NON-CONF. | | 17-9-0 | .65385 | 50 | 3-1-0 | | 217 | 111 | 112 | .5129 | 112 |
| TOTALS | | RPI 1-25 | RPI 26-50 | | W-L RECORDS | | RPI 51-100 | | RPI 101-150 | | RPI 150+ |
| 34-16-0 | | 1-2-0 | 0-1-0 | | OVERALL | | 6-9-0 | | 7-1-0 | | 20-3-0 |
| 22-8-0 | | 0-0-0 | 0-0-0 | | HOME | | 4-5-0 | | 2-0-0 | | 16-3-0 |
| 10-8-0 | | 1-2-0 | 0-1-0 | | AWAY | | 2-4-0 | | 4-1-0 | | 3-0-0 |
| 2-0-0 | | 0-0-0 | 0-0-0 | | NEUTRAL | | 0-0-0 | | 1-0-0 | | 1-0-0 |
| 17-9-0 | | 0-0-0 | 0-1-0 | | NON-CONFERENCE | | 4-5-0 | | 4-1-0 | | 9-2-0 |
| 13-5-0 | | 0-0-0 | 0-0-0 | | HOME | | 3-3-0 | | 2-0-0 | | 8-2-0 |
| 2-4-0 | | 0-0-0 | 0-0- | | AWAY | | 1-2-0 | | 1-1-0 | | 0-0-0 |
| 2-0-0 | | 0-0-0 | 0-0-0 | | NEUTRAL | | 0-0-0 | | 1-0-0 | | 1-0-0 |
| 17-7-0 | | 1-2-0 | 0-0-0 | | CONFERENCE | | 2-4-0 | | 3-0-0 | | 11-1-0 |
| 9-3-0 | | 0-0-0 | 0-0-0 | | HOME | | 1-2-0 | | 0-0-0 | | 8-1-0 |
| 8-4-0 | | 1-2-0 | 0-0-0 | | AWAY | | 1-2-0 | | 3-0-0 | | 3-0-0 |
| 0-0-0 | | 0-0-0 | 0-0-0 | | NEUTRAL | | 0-0-0 | | 0-0-0 | | 0-0-0 |
| RPI S | Opponent | Score | RPI S | Opponent | Score | RPI S | Opponent | Score | RPI S | Opponent | Score |
| 22 A | Liberty | 1 17 | 47 A | North Carolina | 0 5 | 51 H | High Point | 2 10 | 119 N | Missouri | 6 3 |
| 22 A | Liberty | 6 5 | | | | 51 H | High Point | 6 8 | 120 A | VMI | 6 2 |
| 22 A | Liberty | 1 5 | | | | 51 H | High Point | 8 5 | 120 A | VMI | 7 6 |
| | | | | | | 55 H | Ball St. | 4 0 | 120 A | VMI | 3 2 |
| | | | | | | 55 H | Ball St. | 4 3 | 127 A | Virginia Tech | 14 9 |
| | | | | | | 59 A | North Carolina St. | 9 0 | 136 H | Towson | 5 4 |
| | | | | | | 59 H | North Carolina St. | 2 9 | 145 A | Elon | 1 2 |
| | | | | | | 71 A | East Carolina | 3 8 | 147 H | Army | 6 5 |
| | | | | | | 85 H | William & Mary | 7 19 | 153 H | Delaware | 9 2 |
| | | | | | | 85 H | William & Mary | 6 7 | 153 H | Delaware | 2 6 |
| | | | | | | 85 H | William & Mary | 2 1 | 183 N | Appalachian St. | 8 4 |
| | | | | | | 91 A | Radford | 3 10 | 199 H | Gardner-Webb | 7 2 |
| | | | | | | 91 A | Radford | 5 4 | 199 H | Gardner-Webb | 5 2 |
| | | | | | | 91 A | Radford | 4 5 | 199 H | Gardner-Webb | 5 6 |
| | | | | | | 97 A | UNC Wilmington | 0 3 | 223 A | Longwood | 7 3 |
| | | | | | | | | | 223 A | Longwood | 4 1 |
| | | | | | | | | | 223 A | Longwood | 3 0 |
| | | | | | | | | | 234 H | Presbyterian | 4 1 |
| | | | | | | | | | 234 H | Presbyterian | 4 0 |
| | | | | | | | | | 234 H | Presbyterian | 10 1 |
| | | | | | | | | | 249 H | La Salle | 10 6 |
| | | | | | | | | | 249 H | La Salle | 9 2 |
| | | | | | | | | | 249 H | La Salle | 9 4 |
| | | | | | | 278 H | N.C. A&T | 4 1 | 259 H | UNC Asheville | 9 3 |
| | | | | | | 127 A | Virginia Tech | 14 9 | 259 H | UNC Asheville | 7 1 |
| | | | | | | 59 A | North Carolina St. | 9 0 | 259 H | UNC Asheville | 3 0 |
| | | | | | | | | | 275 H | Manhattan | 12 2 |
| | | | LAST 15 GAMES | | | | | | | | |
| | | | 120 A | VMI | 7 6 | | | | | | |
| | | | 120 A | VMI | 3 2 | | | | | | |
| | | | 120 A | VMI | 6 2 | | | | | | |
| | | | 47 A | North Carolina | 0 5 | | | | | | |
| | | | 199 H | Gardner-Webb | 5 2 | | | | | | |

Non-Div. I Games:

Campbell

| | | | | |
|-----|---|--------------|---|---|
| 199 | H | Gardner-Webb | 7 | 2 |
| 199 | H | Gardner-Webb | 5 | 6 |

| RPI | S | Opponent | Score | |
|-----|---|-------------|-------|---|
| 275 | H | Manhattan | 7 | 4 |
| 278 | H | N.C. A&T | 4 | 1 |
| 279 | H | Albany (NY) | 3 | 6 |
| 286 | H | Iona | 6 | 0 |

Campbell

C
a
m
p
b
e
l
l

C
a
m
p
b
e
l
l

| Average RPI Win: | | 130 | WON-LOST RECORD | | WINNING PCT. RANK | LAST 15 GAMES | STRENGTH OF SCHEDULE | | OPP. STRENGTH OF SCHEDULE | TEAM RPI | ADJ RPI | CONF. RPI | ADJ CONF. RPI | | | | |
|-------------------|---|----------|-----------------|-----------|-------------------|----------------|----------------------|----------------|---------------------------|-------------|---------|-----------|---------------|--------------------|---|-------|---|
| Average RPI Loss: | | 82 | | | | | | | | | | | | | | | |
| DIV. I ONLY | | | 29-23-0 | | .55769 | 105 | 7-8-0 | | 67 | 35 | 71 | .53432 | 71 | 8 | 8 | | |
| DIV. I NON-CONF. | | | 15-9-0 | | .625 | 62 | 2-0-0 | | 74 | 58 | 50 | .54356 | 50 | 9 | 8 | | |
| TOTALS | | RPI 1-25 | | RPI 26-50 | | W-L RECORDS | | RPI 51-100 | | RPI 101-150 | | RPI 150+ | | | | | |
| 29-23-0 | | 2-4-0 | | 3-3-0 | | OVERALL | | 10-11-0 | | 1-0-0 | | 13-5-0 | | | | | |
| 18-11-0 | | 0-0-0 | | 1-1-0 | | HOME | | 7-5-0 | | 1-0-0 | | 9-5-0 | | | | | |
| 11-11-0 | | 2-4-0 | | 2-2-0 | | AWAY | | 3-5-0 | | 0-0-0 | | 4-0-0 | | | | | |
| 0-1-0 | | 0-0-0 | | 0-0-0 | | NEUTRAL | | 0-1-0 | | 0-0-0 | | 0-0-0 | | | | | |
| 15-9-0 | | 0-3-0 | | 2-0-0 | | NON-CONFERENCE | | 5-4-0 | | 1-0-0 | | 7-2-0 | | | | | |
| 13-3-0 | | 0-0-0 | | 1-0-0 | | HOME | | 5-1-0 | | 1-0-0 | | 6-2-0 | | | | | |
| 2-5-0 | | 0-3-0 | | 1-0- | | AWAY | | 0-2-0 | | 0-0-0 | | 1-0-0 | | | | | |
| 0-1-0 | | 0-0-0 | | 0-0-0 | | NEUTRAL | | 0-1-0 | | 0-0-0 | | 0-0-0 | | | | | |
| 14-14-0 | | 2-1-0 | | 1-3-0 | | CONFERENCE | | 5-7-0 | | 0-0-0 | | 6-3-0 | | | | | |
| 5-8-0 | | 0-0-0 | | 0-1-0 | | HOME | | 2-4-0 | | 0-0-0 | | 3-3-0 | | | | | |
| 9-6-0 | | 2-1-0 | | 1-2-0 | | AWAY | | 3-3-0 | | 0-0-0 | | 3-0-0 | | | | | |
| 0-0-0 | | 0-0-0 | | 0-0-0 | | NEUTRAL | | 0-0-0 | | 0-0-0 | | 0-0-0 | | | | | |
| RPI | S | Opponent | | Score | | RPI | S | Opponent | | Score | | RPI | S | Opponent | | Score | |
| 1 | A | Virginia | | 2 | 3 | 28 | A | Old Dominion | | 3 | 7 | 59 | A | North Carolina St. | | 2 | 3 |
| 1 | A | Virginia | | 0 | 4 | 28 | A | Old Dominion | | 5 | 9 | 59 | H | North Carolina St. | | 7 | 0 |
| 1 | A | Virginia | | 2 | 6 | 28 | A | Old Dominion | | 12 | 7 | 61 | H | FIU | | 1 | 2 |
| 6 | A | Rice | | 3 | 2 | 28 | H | Old Dominion | | 3 | 5 | 61 | H | FIU | | 4 | 6 |
| 6 | A | Rice | | 0 | 8 | 47 | A | North Carolina | | 1 | 0 | 61 | H | FIU | | 1 | 7 |
| 6 | A | Rice | | 2 | 1 | 47 | H | North Carolina | | 3 | 2 | 67 | A | Southern Miss. | | 4 | 6 |
| | | | | | | | | | | | | 67 | A | Southern Miss. | | 7 | 5 |
| | | | | | | | | | | | | 67 | A | Southern Miss. | | 1 | 2 |
| | | | | | | | | | | | | 70 | H | Campbell | | 8 | 3 |
| | | | | | | | | | | | | 83 | A | VCU | | 0 | 3 |
| | | | | | | | | | | | | 83 | H | VCU | | 4 | 8 |
| | | | | | | | | | | | | 88 | H | Middle Tenn. | | 1 | 0 |
| | | | | | | | | | | | | 88 | H | Middle Tenn. | | 1 | 6 |
| | | | | | | | | | | | | 88 | H | Middle Tenn. | | 5 | 1 |
| | | | | | | | | | | | | 92 | H | Western Ky. | | 2 | 1 |
| | | | | | | | | | | | | 93 | A | Fla. Atlantic | | 6 | 4 |
| | | | | | | | | | | | | 93 | A | Fla. Atlantic | | 3 | 4 |
| | | | | | | | | | | | | 93 | A | Fla. Atlantic | | 2 | 1 |
| | | | | | | | | | | | | 94 | N | Wake Forest | | 4 | 5 |
| | | | | | | | | | | | | 97 | H | UNC Wilmington | | 8 | 5 |
| LAST 15 GAMES | | | | | | | | | | | | | | | | | |
| | | | | | | | | | | | | | | | | | |
| | | | | | | | | | | | | | | | | | |
| | | | | | | | | | | | | | | | | | |
| | | | | | | | | | | | | | | | | | |
| | | | | | | | | | | | | | | | | | |
| | | | | | | | | | | | | | | | | | |
| | | | | | | | | | | | | | | | | | |
| | | | | | | | | | | | | | | | | | |
| | | | | | | | | | | | | | | | | | |

Non-Div. I Games:

East Carolina

| | | | | |
|----|---|----------------|---|---|
| 61 | H | FIU | 1 | 7 |
| 47 | A | North Carolina | 1 | 0 |

| RPI | S | Opponent | Score |
|-----|---|----------|-------|
| 100 | H | Ohio St. | 3 2 |

| | | | | |
|----|---|---------------|---|---|
| 93 | A | Fla. Atlantic | 2 | 1 |
| 93 | A | Fla. Atlantic | 6 | 4 |
| 93 | A | Fla. Atlantic | 3 | 4 |

| | | | | | | | | | | | |
|-------------------|----------|-----------|----------------|--------------|-------------|---------------|---------------|----------|-------|------------------|-------|
| Average RPI Win: | 142 | WON-LOST | WINNING | LAST 15 | STRENGTH OF | OPP. STRENGTH | TEAM | ADJ | CONF. | ADJ CONF. | |
| Average RPI Loss: | 112 | RECORD | PCT. RANK | GAMES | SCHEDULE | OF SCHEDULE | RPI | RPI | RPI | RPI | |
| DIV. I ONLY | 30-20-0 | .6 | 74 | 15-0-0 | 109 | 81 | 72 | .53363 | 72 | 16 | 16 |
| DIV. I NON-CONF. | 16-11-0 | .59259 | 87 | 4-0-0 | 64 | 28 | 60 | .53754 | 59 | 14 | 14 |
| TOTALS | RPI 1-25 | RPI 26-50 | W-L RECORDS | | RPI 51-100 | RPI 101-150 | | RPI 150+ | | | |
| 30-20-0 | 0-0-0 | 6-5-0 | OVERALL | | 4-5-0 | 4-2-0 | | 16-8-0 | | | |
| 16-11-0 | 0-0-0 | 2-3-0 | HOME | | 3-2-0 | 2-0-0 | | 9-6-0 | | | |
| 13-9-0 | 0-0-0 | 3-2-0 | AWAY | | 1-3-0 | 2-2-0 | | 7-2-0 | | | |
| 1-0-0 | 0-0-0 | 1-0-0 | NEUTRAL | | 0-0-0 | 0-0-0 | | 0-0-0 | | | |
| 16-11-0 | 0-0-0 | 5-3-0 | NON-CONFERENCE | | 3-3-0 | 4-2-0 | | 4-3-0 | | | |
| 10-8-0 | 0-0-0 | 2-3-0 | HOME | | 3-2-0 | 2-0-0 | | 3-3-0 | | | |
| 5-3-0 | 0-0-0 | 2-0- | AWAY | | 0-1-0 | 2-2-0 | | 1-0-0 | | | |
| 1-0-0 | 0-0-0 | 1-0-0 | NEUTRAL | | 0-0-0 | 0-0-0 | | 0-0-0 | | | |
| 14-9-0 | 0-0-0 | 1-2-0 | CONFERENCE | | 1-2-0 | 0-0-0 | | 12-5-0 | | | |
| 6-3-0 | 0-0-0 | 0-0-0 | HOME | | 0-0-0 | 0-0-0 | | 6-3-0 | | | |
| 8-6-0 | 0-0-0 | 1-2-0 | AWAY | | 1-2-0 | 0-0-0 | | 6-2-0 | | | |
| 0-0-0 | 0-0-0 | 0-0-0 | NEUTRAL | | 0-0-0 | 0-0-0 | | 0-0-0 | | | |
| RPI S | Opponent | Score | RPI S | Opponent | Score | RPI S | Opponent | Score | RPI S | Opponent | Score |
| | | | 27 A | Mercer | 8 11 | 57 H | Western Caro. | 4 3 | 101 A | Jacksonville St. | 0 1 |
| | | | 27 A | Mercer | 2 1 | 68 A | Auburn | 5 10 | 101 A | Jacksonville St. | 8 9 |
| | | | 27 A | Mercer | 4 8 | 68 H | Auburn | 1 6 | 101 A | Jacksonville St. | 10 1 |
| | | | 34 A | Georgia Tech | 5 3 | 74 A | FGCU | 11 9 | 101 H | Jacksonville St. | 11 4 |
| | | | 34 H | Georgia Tech | 7 8 | 74 A | FGCU | 0 5 | 103 A | Ga. Southern | 3 0 |
| | | | 43 H | Columbia | 3 9 | 74 A | FGCU | 3 4 | 103 H | Ga. Southern | 9 3 |
| | | | 43 H | Columbia | 15 1 | 88 H | Middle Tenn. | 5 1 | 161 A | Jacksonville | 5 10 |
| | | | 43 H | Columbia | 2 0 | 88 H | Middle Tenn. | 18 1 | 161 A | Jacksonville | 10 4 |
| | | | 43 H | Columbia | 5 8 | 88 H | Middle Tenn. | 10 11 | 161 A | Jacksonville | 3 4 |
| | | | 45 A | Georgia | 10 7 | | | | 172 H | Lipscomb | 6 7 |
| | | | 45 N | Georgia | 3 1 | | | | 172 H | Lipscomb | 5 7 |
| | | | | | | | | | 172 H | Lipscomb | 1 2 |
| | | | | | | | | | 173 A | Georgia St. | 11 6 |
| | | | | | | | | | 173 H | Georgia St. | 3 0 |
| | | | | | | | | | 179 H | Stetson | 5 0 |
| | | | | | | | | | 179 H | Stetson | 9 8 |
| | | | | | | | | | 179 H | Stetson | 6 3 |
| | | | | | | | | | 195 H | East Tenn. St. | 9 6 |
| | | | | | | | | | 195 H | East Tenn. St. | 9 5 |
| | | | | | | | | | 195 H | East Tenn. St. | 9 8 |
| | | | | | | | | | 199 H | Gardner-Webb | 10 6 |
| | | | | | | | | | 199 H | Gardner-Webb | 4 8 |
| | | | | | | | | | 199 H | Gardner-Webb | 0 3 |
| | | | | | | | | | 199 H | Gardner-Webb | 2 1 |
| | | | | | | | | | 252 A | Northern Ky. | 13 4 |
| | | | | | | | | | 252 A | Northern Ky. | 5 1 |
| | | | | | | | | | 252 A | Northern Ky. | 6 3 |
| | | | | | | | | | 252 A | Northern Ky. | 5 1 |
| | | | | | | | | | 252 A | Northern Ky. | 6 3 |
| | | | | | | | | | 252 A | Northern Ky. | 6 3 |

Non-Div. I Games:

Kennesaw St.

Kennesaw St.

| | | | | |
|-----|---|----------------|---|---|
| 195 | H | East Tenn. St. | 9 | 8 |
| 195 | H | East Tenn. St. | 9 | 5 |

Through Games Of May 11, 2014

| RPI | S | Opponent | Score | |
|-----|---|--------------|-------|---|
| 260 | H | Savannah St. | 5 | 7 |
| 261 | A | USC Upstate | 6 | 1 |
| 261 | A | USC Upstate | 12 | 3 |

Kennesaw St.

K
e
n
n
e
s
a
w
S
t
.

K
e
n
n
e
s
a
w
S
t
.

| Average RPI Win: | | 185 | WON-LOST RECORD | | WINNING PCT. RANK | LAST 15 GAMES | | STRENGTH OF SCHEDULE | | OPP. STRENGTH OF SCHEDULE | TEAM RPI | ADJ RPI | CONF. RPI | ADJ CONF. RPI | | | |
|------------------|---|----------------|-----------------|-----------|-------------------|----------------|--------|----------------------|--|---------------------------|----------|----------|-----------|----------------|----|-------|---|
| DIV. I ONLY | | | 35-16-0 | | .68627 | 32 | 11-4-0 | 217 | | 118 | 73 | .53205 | 73 | 13 | 13 | | |
| DIV. I NON-CONF. | | | 22-11-0 | | .66667 | 45 | 5-1-0 | 212 | | 103 | 85 | .52478 | 85 | 13 | 13 | | |
| TOTALS | | RPI 1-25 | | RPI 26-50 | | W-L RECORDS | | RPI 51-100 | | RPI 101-150 | | RPI 150+ | | | | | |
| 35-16-0 | | 0-4-0 | | 2-1-0 | | OVERALL | | 1-2-0 | | 6-2-0 | | 26-7-0 | | | | | |
| 25-6-0 | | 0-0-0 | | 2-1-0 | | HOME | | 0-0-0 | | 2-2-0 | | 21-3-0 | | | | | |
| 10-10-0 | | 0-4-0 | | 0-0-0 | | AWAY | | 1-2-0 | | 4-0-0 | | 5-4-0 | | | | | |
| 0-0-0 | | 0-0-0 | | 0-0-0 | | NEUTRAL | | 0-0-0 | | 0-0-0 | | 0-0-0 | | | | | |
| 22-11-0 | | 0-4-0 | | 2-1-0 | | NON-CONFERENCE | | 0-0-0 | | 3-2-0 | | 17-4-0 | | | | | |
| 18-4-0 | | 0-0-0 | | 2-1-0 | | HOME | | 0-0-0 | | 2-2-0 | | 14-1-0 | | | | | |
| 4-7-0 | | 0-4-0 | | 0-0- | | AWAY | | 0-0-0 | | 1-0-0 | | 3-3-0 | | | | | |
| 0-0-0 | | 0-0-0 | | 0-0-0 | | NEUTRAL | | 0-0-0 | | 0-0-0 | | 0-0-0 | | | | | |
| 13-5-0 | | 0-0-0 | | 0-0-0 | | CONFERENCE | | 1-2-0 | | 3-0-0 | | 9-3-0 | | | | | |
| 7-2-0 | | 0-0-0 | | 0-0-0 | | HOME | | 0-0-0 | | 0-0-0 | | 7-2-0 | | | | | |
| 6-3-0 | | 0-0-0 | | 0-0-0 | | AWAY | | 1-2-0 | | 3-0-0 | | 2-1-0 | | | | | |
| 0-0-0 | | 0-0-0 | | 0-0-0 | | NEUTRAL | | 0-0-0 | | 0-0-0 | | 0-0-0 | | | | | |
| RPI | S | Opponent | | Score | | RPI | S | Opponent | | Score | | RPI | S | Opponent | | Score | |
| 8 | A | Houston | | 3 | 8 | 47 | H | North Carolina | | 7 | 4 | 97 | A | UNC Wilmington | | 0 | 5 |
| 8 | A | Houston | | 2 | 3 | 47 | H | North Carolina | | 3 | 1 | 97 | A | UNC Wilmington | | 7 | 4 |
| 8 | A | Houston | | 1 | 7 | 47 | H | North Carolina | | 3 | 12 | 97 | A | UNC Wilmington | | 2 | 3 |
| 12 | A | South Carolina | | 2 | 4 | | | | | | | | | | | | |
| | | | | | | | | | | | | | | | | | |
| | | | | | | | | | | | | | | | | | |
| | | | | | | | | | | | | | | | | | |
| | | | | | | | | | | | | | | | | | |
| | | | | | | | | | | | | | | | | | |
| | | | | | | | | | | | | | | | | | |
| | | | | | | | | | | | | | | | | | |
| | | | | | | | | | | | | | | | | | |
| | | | | | | | | | | | | | | | | | |
| | | | | | | | | | | | | | | | | | |
| | | | | | | | | | | | | | | | | | |
| | | | | | | | | | | | | | | | | | |
| | | | | | | | | | | | | | | | | | |
| | | | | | | | | | | | | | | | | | |
| | | | | | | | | | | | | | | | | | |
| | | | | | | | | | | | | | | | | | |
| | | | | | | | | | | | | | | | | | |
| | | | | | | | | | | | | | | | | | |
| | | | | | | | | | | | | | | | | | |
| | | | | | | | | | | | | | | | | | |
| | | | | | | | | | | | | | | | | | |
| | | | | | | | | | | | | | | | | | |
| | | | | | | | | | | | | | | | | | |
| | | | | | | | | | | | | | | | | | |
| | | | | | | | | | | | | | | | | | |
| | | | | | | | | | | | | | | | | | |
| | | | | | | | | | | | | | | | | | |
| | | | | | | | | | | | | | | | | | |
| | | | | | | | | | | | | | | | | | |
| | | | | | | | | | | | | | | | | | |
| | | | | | | | | | | | | | | | | | |
| | | | | | | | | | | | | | | | | | |
| | | | | | | | | | | | | | | | | | |
| | | | | | | | | | | | | | | | | | |
| | | | | | | | | | | | | | | | | | |
| | | | | | | | | | | | | | | | | | |
| | | | | | | | | | | | | | | | | | |
| | | | | | | | | | | | | | | | | | |
| | | | | | | | | | | | | | | | | | |
| | | | | | | | | | | | | | | | | | |
| | | | | | | | | | | | | | | | | | |
| | | | | | | | | | | | | | | | | | |
| | | | | | | | | | | | | | | | | | |
| | | | | | | | | | | | | | | | | | |
| | | | | | | | | | | | | | | | | | |

Non-Div. I Games:

Col. of Charleston

| | | |
|---------------------|---|---|
| 97 A UNC Wilmington | 2 | 3 |
| 97 A UNC Wilmington | 0 | 5 |

| RPI | S | Opponent | Score | |
|-----|---|-----------------|-------|---|
| 218 | H | Bethune-Cookman | 2 | 1 |
| 218 | H | Bethune-Cookman | 4 | 3 |
| 218 | H | Bethune-Cookman | 3 | 2 |
| 229 | A | Hofstra | 2 | 4 |
| 229 | A | Hofstra | 2 | 1 |
| 229 | A | Hofstra | 7 | 3 |
| 261 | A | USC Upstate | 1 | 2 |
| 261 | H | USC Upstate | 5 | 3 |
| 270 | H | Rhode Island | 7 | 4 |
| 270 | H | Rhode Island | 1 | 0 |
| 270 | H | Rhode Island | 7 | 3 |
| 281 | H | Marist | 5 | 4 |
| 281 | H | Marist | 7 | 3 |
| 281 | H | Marist | 7 | 0 |

**F
G
C
U**

FGCU

| | | | | |
|-----|---|--------------|----|---|
| 252 | A | Northern Ky. | 17 | 5 |
| 252 | A | Northern Ky. | 8 | 5 |

| RPI | S | Opponent | Score | |
|-----|---|--------------|-------|---|
| 261 | A | USC Upstate | 4 | 0 |
| 270 | H | Rhode Island | 4 | 3 |
| 270 | H | Rhode Island | 7 | 1 |
| 270 | H | Rhode Island | 5 | 6 |
| 270 | H | Rhode Island | 7 | 3 |
| 275 | H | Manhattan | 13 | 3 |
| 275 | H | Manhattan | 3 | 2 |
| 275 | H | Manhattan | 3 | 1 |
| 275 | H | Manhattan | 5 | 2 |

| | | | | | | | | | | | | |
|------------------|----------|-----------------|-------------------|-----------------|----------------------|---------------------------|------------------|-------------|-----------|------------------|-------|----|
| Average RPI Win: | 192 | WON-LOST RECORD | WINNING PCT. RANK | LAST 15 GAMES | STRENGTH OF SCHEDULE | OPP. STRENGTH OF SCHEDULE | TEAM RPI | ADJ RPI | CONF. RPI | ADJ CONF. RPI | | |
| DIV. I ONLY | | 32-17-0 | .65306 | 49 | 9-6-0 | 218 | 193 | 75 | .53159 | 75 | 21 | 21 |
| DIV. I NON-CONF. | | 9-10-0 | .47368 | 169 | 1-2-0 | 146 | 138 | 137 | .50622 | 136 | 22 | 22 |
| <hr/> | | | | | | | | | | | | |
| TOTALS | RPI 1-25 | RPI 26-50 | | W-L RECORDS | | RPI 51-100 | | RPI 101-150 | | RPI 150+ | | |
| 32-17-0 | 0-0-0 | 0-1-0 | | OVERALL | | 3-2-0 | | 5-6-0 | | 24-8-0 | | |
| 14-5-0 | 0-0-0 | 0-0-0 | | HOME | | 1-0-0 | | 1-0-0 | | 12-5-0 | | |
| 18-12-0 | 0-0-0 | 0-1-0 | | AWAY | | 2-2-0 | | 4-6-0 | | 12-3-0 | | |
| 0-0-0 | 0-0-0 | 0-0-0 | | NEUTRAL | | 0-0-0 | | 0-0-0 | | 0-0-0 | | |
| <hr/> | | | | | | | | | | | | |
| 9-10-0 | 0-0-0 | 0-1-0 | | NON-CONFERENCE | | 3-2-0 | | 1-4-0 | | 5-3-0 | | |
| 6-1-0 | 0-0-0 | 0-0-0 | | HOME | | 1-0-0 | | 1-0-0 | | 4-1-0 | | |
| 3-9-0 | 0-0-0 | 0-0- | | AWAY | | 2-2-0 | | 0-4-0 | | 1-2-0 | | |
| 0-0-0 | 0-0-0 | 0-0-0 | | NEUTRAL | | 0-0-0 | | 0-0-0 | | 0-0-0 | | |
| <hr/> | | | | | | | | | | | | |
| 23-7-0 | 0-0-0 | 0-0-0 | | CONFERENCE | | 0-0-0 | | 4-2-0 | | 19-5-0 | | |
| 8-4-0 | 0-0-0 | 0-0-0 | | HOME | | 0-0-0 | | 0-0-0 | | 8-4-0 | | |
| 15-3-0 | 0-0-0 | 0-0-0 | | AWAY | | 0-0-0 | | 4-2-0 | | 11-1-0 | | |
| 0-0-0 | 0-0-0 | 0-0-0 | | NEUTRAL | | 0-0-0 | | 0-0-0 | | 0-0-0 | | |
| <hr/> | | | | | | | | | | | | |
| RPI S | Opponent | Score | RPI S | Opponent | Score | RPI S | Opponent | Score | RPI S | Opponent | Score | |
| | | | 42 A | Mississippi St. | 2 3 | 60 A | Arkansas St. | 3 8 | 101 A | Jacksonville St. | 1 0 | |
| | | | | | | 60 H | Arkansas St. | 7 0 | 101 A | Jacksonville St. | 3 5 | |
| | | | | | | 78 A | Oral Roberts | 7 5 | 101 A | Jacksonville St. | 11 6 | |
| | | | | | | 78 A | Oral Roberts | 10 4 | 110 A | Memphis | 4 8 | |
| | | | | | | 78 A | Oral Roberts | 2 6 | 110 A | Memphis | 5 9 | |
| | | | | | | | | | 110 A | Memphis | 2 3 | |
| | | | | | | | | | 119 A | Missouri | 5 6 | |
| | | | | | | | | | 123 A | Tennessee Tech | 12 8 | |
| | | | | | | | | | 123 A | Tennessee Tech | 10 21 | |
| | | | | | | | | | 123 A | Tennessee Tech | 9 8 | |
| | | | | | | | | | 125 H | Missouri St. | 6 5 | |
| | | | | | | | | | 151 H | Eastern Ill. | 3 10 | |
| | | | | | | | | | 151 H | Eastern Ill. | 7 5 | |
| | | | | | | | | | 151 H | Eastern Ill. | 11 7 | |
| | | | | | | | | | 152 A | Saint Louis | 6 2 | |
| | | | | | | | | | 152 H | Saint Louis | 8 11 | |
| | | | | | | | | | 156 A | UALR | 0 1 | |
| | | | | | | | | | 193 A | Southern Ill. | 2 5 | |
| | | | | | | | | | 193 H | Southern Ill. | 5 4 | |
| | | | | | | | | | 196 A | Eastern Ky. | 15 8 | |
| | | | | | | | | | 196 A | Eastern Ky. | 13 11 | |
| | | | LAST 15 GAMES | | | | | | 196 A | Eastern Ky. | 9 4 | |
| | | | 123 A | Tennessee Tech | 10 21 | 101 A | Jacksonville St. | 3 5 | 198 H | Morehead St. | 7 1 | |
| | | | 123 A | Tennessee Tech | 9 8 | 101 A | Jacksonville St. | 1 0 | 198 H | Morehead St. | 8 9 | |
| | | | 123 A | Tennessee Tech | 12 8 | 101 A | Jacksonville St. | 11 6 | 198 H | Morehead St. | 1 6 | |
| | | | 236 H | Murray St. | 6 11 | | | | 201 A | Belmont | 7 0 | |
| | | | 236 H | Murray St. | 8 6 | | | | 201 A | Belmont | 6 3 | |

| | | | |
|-------------------|--------------|---|---|
| Non-Div. I Games: | Harris-Stowe | 6 | 4 |
|-------------------|--------------|---|---|

Southeast Mo. St.

| | | | | |
|-----|---|------------|---|---|
| 236 | H | Murray St. | 6 | 5 |
| 119 | A | Missouri | 5 | 6 |

| RPI | S | Opponent | Score | |
|-----|---|------------------|-------|----|
| 201 | A | Belmont | 11 | 1 |
| 236 | H | Murray St. | 8 | 6 |
| 236 | H | Murray St. | 6 | 5 |
| 236 | H | Murray St. | 6 | 11 |
| 238 | A | Austin Peay | 4 | 22 |
| 238 | A | Austin Peay | 10 | 9 |
| 238 | A | Austin Peay | 19 | 7 |
| 244 | H | SIU Edwardsville | 12 | 1 |
| 244 | H | SIU Edwardsville | 8 | 7 |
| 244 | H | SIU Edwardsville | 8 | 7 |
| 266 | H | IPFW | 6 | 4 |
| 266 | H | IPFW | 7 | 6 |
| 266 | H | IPFW | 18 | 0 |
| 284 | A | UT Martin | 9 | 3 |
| 284 | A | UT Martin | 13 | 0 |
| 284 | A | UT Martin | 11 | 1 |

S
o
u
t
h
e
a
s
t
M
o
.
S
t
.

S
o
u
t
h
e
a
s
t
M
o
.
S
t
.

C
a
n
i
s
i
u
s

Canisius

| | | | | |
|-----|---|------------|---|---|
| 237 | A | Quinnipiac | 5 | 0 |
| 281 | A | Marist | 7 | 3 |

| RPI | S | Opponent | Score | |
|-----|---|----------------|-------|---|
| 274 | A | Niagara | 5 | 4 |
| 274 | A | Niagara | 15 | 5 |
| 274 | A | Niagara | 8 | 1 |
| 275 | H | Manhattan | 4 | 3 |
| 275 | H | Manhattan | 10 | 0 |
| 275 | H | Manhattan | 10 | 6 |
| 280 | H | Youngstown St. | 7 | 6 |
| 281 | A | Marist | 8 | 1 |
| 281 | A | Marist | 8 | 1 |
| 281 | A | Marist | 7 | 3 |
| 282 | H | Saint Peter's | 9 | 3 |
| 282 | H | Saint Peter's | 9 | 8 |
| 282 | H | Saint Peter's | 11 | 4 |
| 290 | A | N.C. Central | 15 | 7 |

Canisius

C
a
n
i
s
i
u
s

C
a
n
i
s
i
u
s

| Average RPI Win: 174 | | WON-LOST | WINNING | LAST 15 | STRENGTH OF | | OPP. STRENGTH | TEAM | ADJ | CONF. | ADJ CONF. |
|-----------------------|-----------------|----------|-----------|----------------|--------------|-------|---------------|-------|------------------|--------|-----------|
| Average RPI Loss: 110 | | RECORD | PCT. RANK | GAMES | SCHEDULE | | OF SCHEDULE | RPI | RPI | RPI | RPI |
| DIV. I ONLY | | 27-15-1 | .63953 | 54 | 11-4-0 | | 151 | 158 | 77 | .53025 | 77 |
| DIV. I NON-CONF. | | 15-12-1 | .55357 | 113 | 0-1-0 | | 175 | 69 | 126 | .50875 | 125 |
| TOTALS | | RPI 1-25 | RPI 26-50 | | W-L RECORDS | | RPI 51-100 | | RPI 101-150 | | RPI 150+ |
| 27-15-1 | 0-0-0 | 0-4-0 | | OVERALL | | 7-4-0 | | 5-2-0 | | 15-5-1 | |
| 16-7-0 | 0-0-0 | 0-3-0 | | HOME | | 5-3-0 | | 0-0-0 | | 11-1-0 | |
| 9-7-1 | 0-0-0 | 0-1-0 | | AWAY | | 2-1-0 | | 3-1-0 | | 4-4-1 | |
| 2-1-0 | 0-0-0 | 0-0-0 | | NEUTRAL | | 0-0-0 | | 2-1-0 | | 0-0-0 | |
| 15-12-1 | 0-0-0 | 0-4-0 | | NON-CONFERENCE | | 5-3-0 | | 3-1-0 | | 7-4-1 | |
| 8-6-0 | 0-0-0 | 0-3-0 | | HOME | | 3-2-0 | | 0-0-0 | | 5-1-0 | |
| 5-5-1 | 0-0-0 | 0-0- | | AWAY | | 2-1-0 | | 1-0-0 | | 2-3-1 | |
| 2-1-0 | 0-0-0 | 0-0-0 | | NEUTRAL | | 0-0-0 | | 2-1-0 | | 0-0-0 | |
| 12-3-0 | 0-0-0 | 0-0-0 | | CONFERENCE | | 2-1-0 | | 2-1-0 | | 8-1-0 | |
| 8-1-0 | 0-0-0 | 0-0-0 | | HOME | | 2-1-0 | | 0-0-0 | | 6-0-0 | |
| 4-2-0 | 0-0-0 | 0-0-0 | | AWAY | | 0-0-0 | | 2-1-0 | | 2-1-0 | |
| 0-0-0 | 0-0-0 | 0-0-0 | | NEUTRAL | | 0-0-0 | | 0-0-0 | | 0-0-0 | |
| RPI S | Opponent | Score | | RPI S | Opponent | Score | | RPI S | Opponent | Score | |
| 30 H | UNLV | 1 | 3 | 60 A | Arkansas St. | 5 | 4 | 114 A | St. John's (NY) | 5 | 6 |
| 38 H | Kansas | 0 | 11 | 60 A | Arkansas St. | 7 | 3 | 114 A | St. John's (NY) | 15 | 5 |
| 39 A | Nebraska | 4 | 5 | 60 A | Arkansas St. | 2 | 6 | 114 A | St. John's (NY) | 13 | 11 |
| 39 H | Nebraska | 2 | 4 | 87 H | Seton Hall | 4 | 3 | 121 N | Minnesota | 5 | 10 |
| | | | | 87 H | Seton Hall | 2 | 8 | 121 N | Minnesota | 11 | 4 |
| | | | | 87 H | Seton Hall | 8 | 7 | 121 N | Minnesota | 8 | 0 |
| | | | | 98 H | Kansas St. | 2 | 8 | 124 A | Central Ark. | 10 | 2 |
| | | | | 98 H | Kansas St. | 5 | 8 | 156 A | UALR | 1 | 7 |
| | | | | 98 H | Kansas St. | 4 | 3 | 156 A | UALR | 1 | 5 |
| | | | | 99 H | Fresno St. | 2 | 1 | 156 A | UALR | 4 | 7 |
| | | | | 99 H | Fresno St. | 6 | 2 | 163 A | Charlotte | 5 | 5 |
| | | | | | | | | 163 A | Charlotte | 7 | 6 |
| | | | | | | | | 163 A | Charlotte | 3 | 1 |
| | | | | | | | | 208 H | Omaha | 1 | 4 |
| | | | | | | | | 225 H | Georgetown | 16 | 5 |
| | | | | | | | | 225 H | Georgetown | 2 | 0 |
| | | | | | | | | 225 H | Georgetown | 13 | 4 |
| | | | | | | | | 232 H | South Dakota St. | 5 | 4 |
| | | | | | | | | 232 H | South Dakota St. | 3 | 1 |
| | | | | | | | | 243 A | Villanova | 12 | 6 |
| | | | | | | | | 243 A | Villanova | 4 | 0 |
| | | | | | | | | 243 A | Villanova | 3 | 6 |
| | | | | | | | | 251 H | Butler | 8 | 1 |
| | | | | | | | | 251 H | Butler | 2 | 1 |
| | | | | | | | | 251 H | Butler | 4 | 2 |
| | | | | | | | | 271 H | North Dakota | 4 | 3 |
| | | | | | | | | 271 H | North Dakota | 6 | 2 |
| LAST 15 GAMES | | | | 251 H | Butler | 2 | 1 | | | | |
| 114 A | St. John's (NY) | 15 | 5 | 251 H | Butler | 8 | 1 | | | | |
| 114 A | St. John's (NY) | 13 | 11 | 208 H | Omaha | 1 | 4 | | | | |
| 114 A | St. John's (NY) | 5 | 6 | | | | | | | | |
| 87 H | Seton Hall | 8 | 7 | | | | | | | | |
| 87 H | Seton Hall | 4 | 3 | | | | | | | | |

Non-Div. I Games:

Creighton

| | | |
|-----------------|---|---|
| 87 H Seton Hall | 2 | 8 |
| 251 H Butler | 4 | 2 |

| RPI | S | Opponent | Score | |
|-----|---|--------------|-------|---|
| 271 | H | North Dakota | 8 | 6 |

Creighton

C
r
e
i
g
h
t
o
n

C
r
e
i
g
h
t
o
n

| Average RPI Win: | | 153 | WON-LOST RECORD | | WINNING PCT. RANK | LAST 15 GAMES | STRENGTH OF SCHEDULE | | OPP. STRENGTH OF SCHEDULE | TEAM RPI | ADJ RPI | CONF. RPI | ADJ CONF. RPI |
|-------------------|--------------|----------|-----------------|-------------------|-------------------|---------------|----------------------|-------|---------------------------|--------------------|-----------|-----------|---------------|
| Average RPI Loss: | | 96 | | | | | | | | | | | |
| DIV. I ONLY | | 29-23-0 | | | .55769 105 | 9-6-0 | 90 | | 107 | 78 | .53013 78 | 17 | 17 |
| DIV. I NON-CONF. | | 14-10-0 | | | .58333 92 | 3-1-0 | 63 | | 29 | 45 | .54741 45 | 16 | 18 |
| TOTALS | | RPI 1-25 | RPI 26-50 | | W-L RECORDS | | RPI 51-100 | | RPI 101-150 | | RPI 150+ | | |
| 29-23-0 | | 1-4-0 | 3-4-0 | | OVERALL | | 3-2-0 | | 9-11-0 | | 13-2-0 | | |
| 16-10-0 | | 1-1-0 | 1-2-0 | | HOME | | 2-2-0 | | 3-3-0 | | 9-2-0 | | |
| 13-13-0 | | 0-3-0 | 2-2-0 | | AWAY | | 1-0-0 | | 6-8-0 | | 4-0-0 | | |
| 0-0-0 | | 0-0-0 | 0-0-0 | | NEUTRAL | | 0-0-0 | | 0-0-0 | | 0-0-0 | | |
| 14-10-0 | | 1-4-0 | 2-2-0 | | NON-CONFERENCE | | 3-2-0 | | 3-2-0 | | 5-0-0 | | |
| 9-4-0 | | 1-1-0 | 0-0-0 | | HOME | | 2-2-0 | | 2-1-0 | | 4-0-0 | | |
| 5-6-0 | | 0-3-0 | 2-0- | | AWAY | | 1-0-0 | | 1-1-0 | | 1-0-0 | | |
| 0-0-0 | | 0-0-0 | 0-0-0 | | NEUTRAL | | 0-0-0 | | 0-0-0 | | 0-0-0 | | |
| 15-13-0 | | 0-0-0 | 1-2-0 | | CONFERENCE | | 0-0-0 | | 6-9-0 | | 8-2-0 | | |
| 7-6-0 | | 0-0-0 | 1-2-0 | | HOME | | 0-0-0 | | 1-2-0 | | 5-2-0 | | |
| 8-7-0 | | 0-0-0 | 0-0-0 | | AWAY | | 0-0-0 | | 5-7-0 | | 3-0-0 | | |
| 0-0-0 | | 0-0-0 | 0-0-0 | | NEUTRAL | | 0-0-0 | | 0-0-0 | | 0-0-0 | | |
| RPI S | Opponent | Score | RPI S | Opponent | Score | RPI S | Opponent | Score | RPI S | Opponent | Score | | |
| 14 A | Texas Tech | 2 3 | 33 H | Sam Houston St. | 4 7 | 75 H | Southeast Mo. St. | 4 10 | 107 A | Wichita St. | 5 6 | | |
| 14 A | Texas Tech | 2 7 | 33 H | Sam Houston St. | 7 4 | 75 H | Southeast Mo. St. | 5 7 | 107 H | Wichita St. | 9 4 | | |
| 14 A | Texas Tech | 1 4 | 33 H | Sam Houston St. | 1 2 | 75 H | Southeast Mo. St. | 6 2 | 108 A | A&M-Corpus Christi | 17 6 | | |
| 14 H | Texas Tech | 1 4 | 37 A | Dallas Baptist | 6 4 | 89 A | Oklahoma | 2 0 | 108 A | A&M-Corpus Christi | 1 4 | | |
| 24 H | Oklahoma St. | 15 8 | 37 A | Dallas Baptist | 4 5 | 89 H | Oklahoma | 3 0 | 108 A | A&M-Corpus Christi | 2 7 | | |
| | | | 37 A | Dallas Baptist | 5 10 | | | | 124 A | Central Ark. | 8 4 | | |
| | | | 38 A | Kansas | 8 7 | | | | 124 A | Central Ark. | 1 2 | | |
| | | | | | | | | | 124 A | Central Ark. | 4 2 | | |
| | | | | | | | | | 125 A | Missouri St. | 5 1 | | |
| | | | | | | | | | 125 H | Missouri St. | 4 1 | | |
| | | | | | | | | | 125 H | Missouri St. | 2 3 | | |
| | | | | | | | | | 133 H | Northwestern St. | 4 6 | | |
| | | | | | | | | | 133 H | Northwestern St. | 1 3 | | |
| | | | | | | | | | 133 H | Northwestern St. | 15 0 | | |
| | | | | | | | | | 140 A | McNeese St. | 1 5 | | |
| | | | | | | | | | 140 A | McNeese St. | 6 12 | | |
| | | | | | | | | | 140 A | McNeese St. | 2 0 | | |
| | | | | | | | | | 144 A | Nicholls St. | 3 2 | | |
| | | | | | | | | | 144 A | Nicholls St. | 6 10 | | |
| | | | | | | | | | 144 A | Nicholls St. | 1 2 | | |
| | | | | | | | | | 156 A | UALR | 5 2 | | |
| | | | | | | | | | 166 A | Stephen F. Austin | 4 0 | | |
| | | | | | | | | | 166 A | Stephen F. Austin | 11 1 | | |
| | | | | | | | | | 166 A | Stephen F. Austin | 7 1 | | |
| | | | | | | | | | 174 H | Houston Baptist | 10 11 | | |
| | | | | | | | | | 174 H | Houston Baptist | 6 5 | | |
| | | | | | | | | | 174 H | Houston Baptist | 5 3 | | |
| | | | LAST 15 GAMES | | | | | | | | | | |
| | | | 277 H | Abilene Christian | 3 1 | 124 A | Central Ark. | 1 2 | | | | | |
| | | | 277 H | Abilene Christian | 5 2 | 14 H | Texas Tech | 1 4 | | | | | |
| | | | 277 H | Abilene Christian | 0 7 | 108 A | A&M-Corpus Christi | 17 6 | | | | | |
| | | | 156 A | UALR | 5 2 | | | | | | | | |
| | | | 125 A | Missouri St. | 5 1 | | | | | | | | |

Non-Div. I Games:

Oral Roberts

| | | | | |
|-----|---|--------------|---|---|
| 124 | A | Central Ark. | 4 | 2 |
| 124 | A | Central Ark. | 8 | 4 |

| RPI | S | Opponent | Score | |
|-----|---|-------------------|-------|---|
| 268 | H | Incarnate Word | 2 | 0 |
| 272 | H | Harvard | 5 | 3 |
| 272 | H | Harvard | 6 | 5 |
| 272 | H | Harvard | 4 | 3 |
| 272 | H | Harvard | 6 | 4 |
| 277 | H | Abilene Christian | 0 | 7 |
| 277 | H | Abilene Christian | 5 | 2 |
| 277 | H | Abilene Christian | 3 | 1 |

Oral Roberts

O
r
a
l
R
o
b
e
r
t
s

O
r
a
l
R
o
b
e
r
t
s

| Average RPI Win: 175 | | WON-LOST | WINNING | LAST 15 | STRENGTH OF | | OPP. STRENGTH | TEAM | ADJ | | CONF. | ADJ CONF. |
|----------------------|------------|----------|-----------|---------------|----------------|-------|---------------|-------|-------------|---------------|----------|-----------|
| Average RPI Loss: 77 | | RECORD | PCT. RANK | GAMES | SCHEDULE | | OF SCHEDULE | RPI | RPI | | RPI | RPI |
| DIV. I ONLY | | 27-22-0 | .55102 | 111 | 11-4-0 | | 103 | 83 | 79 | | .52999 | 79 |
| DIV. I NON-CONF. | | 15-14-0 | .51724 | 142 | 3-1-0 | | 182 | 126 | 128 | | .50859 | 127 |
| TOTALS | | RPI 1-25 | RPI 26-50 | | W-L RECORDS | | RPI 51-100 | | RPI 101-150 | | RPI 150+ | |
| 27-22-0 | | 2-4-0 | 1-6-0 | | OVERALL | | 1-7-0 | | 6-3-0 | | 17-2-0 | |
| 19-4-0 | | 1-2-0 | 0-1-0 | | HOME | | 0-0-0 | | 5-1-0 | | 13-0-0 | |
| 6-18-0 | | 1-2-0 | 1-5-0 | | AWAY | | 1-7-0 | | 1-2-0 | | 2-2-0 | |
| 2-0-0 | | 0-0-0 | 0-0-0 | | NEUTRAL | | 0-0-0 | | 0-0-0 | | 2-0-0 | |
| 15-14-0 | | 0-0-0 | 1-3-0 | | NON-CONFERENCE | | 1-7-0 | | 2-2-0 | | 11-2-0 | |
| 9-2-0 | | 0-0-0 | 0-1-0 | | HOME | | 0-0-0 | | 2-1-0 | | 7-0-0 | |
| 4-12-0 | | 0-0-0 | 1-0- | | AWAY | | 1-7-0 | | 0-1-0 | | 2-2-0 | |
| 2-0-0 | | 0-0-0 | 0-0-0 | | NEUTRAL | | 0-0-0 | | 0-0-0 | | 2-0-0 | |
| 12-8-0 | | 2-4-0 | 0-3-0 | | CONFERENCE | | 0-0-0 | | 4-1-0 | | 6-0-0 | |
| 10-2-0 | | 1-2-0 | 0-0-0 | | HOME | | 0-0-0 | | 3-0-0 | | 6-0-0 | |
| 2-6-0 | | 1-2-0 | 0-3-0 | | AWAY | | 0-0-0 | | 1-1-0 | | 0-0-0 | |
| 0-0-0 | | 0-0-0 | 0-0-0 | | NEUTRAL | | 0-0-0 | | 0-0-0 | | 0-0-0 | |
| RPI S | Opponent | Score | RPI S | Opponent | Score | RPI S | Opponent | Score | RPI S | Opponent | Score | |
| 8 H | Houston | 1 9 | 28 A | Old Dominion | 3 12 | 61 A | FIU | 6 7 | 117 A | UConn | 4 11 | |
| 8 H | Houston | 7 3 | 28 A | Old Dominion | 4 2 | 61 A | FIU | 0 5 | 117 A | UConn | 7 5 | |
| 8 H | Houston | 1 2 | 28 A | Old Dominion | 6 12 | 61 A | FIU | 1 13 | 127 A | Virginia Tech | 3 6 | |
| 18 A | Louisville | 8 9 | 43 H | Columbia | 2 13 | 61 A | FIU | 4 5 | 128 H | Hartford | 8 11 | |
| 18 A | Louisville | 1 6 | 48 A | UCF | 1 3 | 83 A | VCU | 6 7 | 128 H | Hartford | 4 1 | |
| 18 A | Louisville | 11 2 | 48 A | UCF | 3 4 | 89 A | Oklahoma | 5 7 | 128 H | Hartford | 4 3 | |
| | | | 48 A | UCF | 3 10 | 89 A | Oklahoma | 11 16 | 143 H | South Fla. | 5 4 | |
| | | | | | | 89 A | Oklahoma | 8 6 | 143 H | South Fla. | 12 2 | |
| | | | | | | | | | 143 H | South Fla. | 3 1 | |
| | | | | | | | | | 161 A | Jacksonville | 10 2 | |
| | | | | | | | | | 161 A | Jacksonville | 6 2 | |
| | | | | | | | | | 168 H | Cincinnati | 5 4 | |
| | | | | | | | | | 168 H | Cincinnati | 4 1 | |
| | | | | | | | | | 168 H | Cincinnati | 3 1 | |
| | | | | | | | | | 170 N | Buffalo | 6 3 | |
| | | | | | | | | | 228 A | Wagner | 7 10 | |
| | | | | | | | | | 229 H | Hofstra | 13 5 | |
| | | | | | | | | | 231 H | Temple | 5 4 | |
| | | | | | | | | | 231 H | Temple | 4 3 | |
| | | | | | | | | | 231 H | Temple | 9 6 | |
| | | | | | | | | | 242 H | Lafayette | 7 1 | |
| | | | | | | | | | 242 N | Lafayette | 5 1 | |
| | | | | | | | | | 250 H | Fordham | 13 3 | |
| | | | | | | | | | 282 H | Saint Peter's | 7 5 | |
| | | | | | | | | | 286 A | Iona | 4 6 | |
| | | | | | | | | | 286 H | Iona | 7 5 | |
| | | | | | | | | | 286 H | Iona | 10 5 | |
| LAST 15 GAMES | | | | | | | | | | | | |
| | | | 143 H | South Fla. | 12 2 | 286 H | Iona | 10 5 | | | | |
| | | | 143 H | South Fla. | 5 4 | 48 A | UCF | 3 10 | | | | |
| | | | 143 H | South Fla. | 3 1 | 48 A | UCF | 3 4 | | | | |
| | | | 282 H | Saint Peter's | 7 5 | | | | | | | |
| | | | 231 H | Temple | 9 6 | | | | | | | |

Non-Div. I Games:

Rutgers

| | | | | |
|-----|---|--------|---|---|
| 231 | H | Temple | 4 | 3 |
| 231 | H | Temple | 5 | 4 |

| RPI | S | Opponent | Score | |
|-----|---|----------|-------|---|
| 287 | H | Rider | 6 | 4 |

Rutgers

R
u
t
g
e
r
s

R
u
t
g
e
r
s

| Average RPI Win: | 141 | WON-LOST RECORD | | WINNING PCT. RANK | | LAST 15 GAMES | | STRENGTH OF SCHEDULE | | OPP. STRENGTH OF SCHEDULE | | TEAM RPI | | ADJ RPI | | CONF. RPI | | ADJ CONF. RPI | | |
|-------------------|-----|-----------------|--|-------------------|-----|----------------|---|----------------------|--|---------------------------|----|----------|---|-------------------|----|-----------|----|---------------|--------------------|------|
| Average RPI Loss: | 55 | | | | | | | | | | | | | | | | | | | |
| DIV. I ONLY | | 26-22-0 | | .54167 | 114 | 10-5-0 | | 61 | | 42 | | 80 | | .5294 | 80 | 4 | | 4 | | |
| DIV. I NON-CONF. | | 12-8-0 | | .6 | 78 | 1-1-0 | | 24 | | 139 | | 63 | | .53701 | 62 | 3 | | 3 | | |
| <hr/> | | | | | | | | | | | | | | | | | | | | |
| TOTALS | | RPI 1-25 | | RPI 26-50 | | W-L RECORDS | | RPI 51-100 | | RPI 101-150 | | RPI 150+ | | | | | | | | |
| 26-22-0 | | 2-7-0 | | 3-7-0 | | OVERALL | | 3-3-0 | | 6-4-0 | | 12-1-0 | | | | | | | | |
| 17-12-0 | | 1-5-0 | | 0-2-0 | | HOME | | 3-2-0 | | 1-2-0 | | 12-1-0 | | | | | | | | |
| 9-10-0 | | 1-2-0 | | 3-5-0 | | AWAY | | 0-1-0 | | 5-2-0 | | 0-0-0 | | | | | | | | |
| 0-0-0 | | 0-0-0 | | 0-0-0 | | NEUTRAL | | 0-0-0 | | 0-0-0 | | 0-0-0 | | | | | | | | |
| 12-8-0 | | 1-2-0 | | 0-4-0 | | NON-CONFERENCE | | 2-1-0 | | 2-1-0 | | 7-0-0 | | | | | | | | |
| 11-5-0 | | 1-2-0 | | 0-2-0 | | HOME | | 2-0-0 | | 1-1-0 | | 7-0-0 | | | | | | | | |
| 1-3-0 | | 0-0-0 | | 0-0- | | AWAY | | 0-1-0 | | 1-0-0 | | 0-0-0 | | | | | | | | |
| 0-0-0 | | 0-0-0 | | 0-0-0 | | NEUTRAL | | 0-0-0 | | 0-0-0 | | 0-0-0 | | | | | | | | |
| 14-14-0 | | 1-5-0 | | 3-3-0 | | CONFERENCE | | 1-2-0 | | 4-3-0 | | 5-1-0 | | | | | | | | |
| 6-7-0 | | 0-3-0 | | 0-0-0 | | HOME | | 1-2-0 | | 0-1-0 | | 5-1-0 | | | | | | | | |
| 8-7-0 | | 1-2-0 | | 3-3-0 | | AWAY | | 0-0-0 | | 4-2-0 | | 0-0-0 | | | | | | | | |
| 0-0-0 | | 0-0-0 | | 0-0-0 | | NEUTRAL | | 0-0-0 | | 0-0-0 | | 0-0-0 | | | | | | | | |
| RPI | S | Opponent | | Score | | RPI | S | Opponent | | Score | | RPI | S | Opponent | | Score | | | | |
| 8 | H | Houston | | 1 | 6 | 26 | A | UC Irvine | | 4 | 6 | 52 | A | Long Beach St. | | 1 | 2 | 115 | A UCLA | 10 0 |
| 16 | H | Cal Poly | | 1 | 5 | 26 | H | UC Irvine | | 2 | 6 | 52 | H | Long Beach St. | | 4 | 3 | 115 | A UCLA | 3 2 |
| 16 | H | Cal Poly | | 16 | 0 | 32 | A | Stanford | | 2 | 6 | 66 | H | California | | 1 | 4 | 115 | A UCLA | 7 4 |
| 23 | H | Washington | | 4 | 19 | 32 | A | Stanford | | 4 | 3 | 66 | H | California | | 2 | 1 | 115 | H UCLA | 5 6 |
| 23 | H | Washington | | 2 | 8 | 32 | A | Stanford | | 6 | 3 | 66 | H | California | | 4 | 11 | 116 | H Stony Brook | 3 4 |
| 23 | H | Washington | | 3 | 8 | 40 | A | Pepperdine | | 3 | 4 | 86 | H | Cal St. Fullerton | | 6 | 1 | 122 | A Washington St. | 7 1 |
| 25 | A | Oregon | | 2 | 7 | 40 | H | Pepperdine | | 4 | 10 | | | | | | | 122 | A Washington St. | 2 5 |
| 25 | A | Oregon | | 3 | 2 | 41 | A | Arizona St. | | 3 | 5 | | | | | | | 122 | A Washington St. | 3 4 |
| 25 | A | Oregon | | 2 | 7 | 41 | A | Arizona St. | | 9 | 10 | | | | | | | 130 | A Loyola Marymount | 4 2 |
| | | | | | | 41 | A | Arizona St. | | 8 | 7 | | | | | | | 130 | H Loyola Marymount | 6 1 |
| | | | | | | | | | | | | | | | | | | 165 | H Utah | 2 3 |
| | | | | | | | | | | | | | | | | | | 165 | H Utah | 3 2 |
| | | | | | | | | | | | | | | | | | | 165 | H Utah | 13 2 |
| | | | | | | | | | | | | | | | | | | 176 | H Hawaii | 10 4 |
| | | | | | | | | | | | | | | | | | | 184 | H Arizona | 2 0 |
| | | | | | | | | | | | | | | | | | | 184 | H Arizona | 1 0 |
| | | | | | | | | | | | | | | | | | | 184 | H Arizona | 5 4 |
| | | | | | | | | | | | | | | | | | | 241 | H Northwestern | 4 3 |
| | | | | | | | | | | | | | | | | | | 241 | H Northwestern | 2 1 |
| | | | | | | | | | | | | | | | | | | 241 | H Northwestern | 13 6 |
| | | | | | | | | | | | | | | | | | | 265 | H North Dakota St. | 4 3 |
| | | | | | | | | | | | | | | | | | | 265 | H North Dakota St. | 5 3 |
| | | | | | | | | | | | | | | | | | | 265 | H North Dakota St. | 9 0 |
| | | | | | | | | | | | | | | | | | | | | |
| | | | | | | | | | | | | | | | | | | | | |
| | | | | | | | | | | | | | | | | | | | | |
| | | | | | | | | | | | | | | | | | | | | |
| | | | | | | | | | | | | | | | | | | | | |
| | | | | | | | | | | | | | | | | | | | | |
| | | | | | | | | | | | | | | | | | | | | |
| | | | | | | | | | | | | | | | | | | | | |
| | | | | | | | | | | | | | | | | | | | | |
| | | | | | | | | | | | | | | | | | | | | |
| | | | | | | | | | | | | | | | | | | | | |
| | | | | | | | | | | | | | | | | | | | | |
| | | | | | | | | | | | | | | | | | | | | |
| | | | | | | | | | | | | | | | | | | | | |
| | | | | | | | | | | | | | | | | | | | | |
| | | | | | | | | | | | | | | | | | | | | |
| | | | | | | | | | | | | | | | | | | | | |
| | | | | | | | | | | | | | | | | | | | | |
| | | | | | | | | | | | | | | | | | | | | |
| | | | | | | | | | | | | | | | | | | | | |
| | | | | | | | | | | | | | | | | | | | | |
| | | | | | | | | | | | | | | | | | | | | |
| | | | | | | | | | | | | | | | | | | | | |
| | | | | | | | | | | | | | | | | | | | | |
| | | | | | | </ | | | | | | | | | | | | | | |

| | | | | |
|-----|---|----------------|---|---|
| 122 | A | Washington St. | 2 | 5 |
| 26 | H | UC Irvine | 2 | 6 |

S
o
u
t
h
e
r
n
C
a
l
i
f
o
r
n
i
a

S
o
u
t
h
e
r
n
C
a
l
i
f
o
r
n
i
a

| Average RPI Win: 135 | | WON-LOST RECORD | | WINNING PCT. RANK | | LAST 15 GAMES | | STRENGTH OF SCHEDULE | | OPP. STRENGTH OF SCHEDULE | | TEAM RPI | | ADJ RPI | | CONF. RPI | | ADJ CONF. RPI | | | |
|----------------------|---------------|-----------------|----|-------------------|-----------|----------------|---|----------------------|--------------|---------------------------|---|----------|--------------------|------------|----|-----------|--|---------------|--|--|--|
| DIV. I ONLY | | 28-23-0 | | .54902 113 | | 9-6-0 | | 81 | | 28 | | 81 | | .52835 81 | | 10 | | 10 | | | |
| DIV. I NON-CONF. | | 12-12-0 | | .5 148 | | 1-2-0 | | 81 | | 7 | | 110 | | .51531 110 | | 11 | | 11 | | | |
| TOTALS | | RPI 1-25 | | RPI 26-50 | | W-L RECORDS | | RPI 51-100 | | RPI 101-150 | | RPI 150+ | | | | | | | | | |
| 28-23-0 | | 1-8-0 | | 0-1-0 | | OVERALL | | 7-4-0 | | 8-5-0 | | 12-5-0 | | | | | | | | | |
| 22-8-0 | | 0-3-0 | | 0-0-0 | | HOME | | 4-0-0 | | 7-2-0 | | 11-3-0 | | | | | | | | | |
| 6-15-0 | | 1-5-0 | | 0-1-0 | | AWAY | | 3-4-0 | | 1-3-0 | | 1-2-0 | | | | | | | | | |
| 0-0-0 | | 0-0-0 | | 0-0-0 | | NEUTRAL | | 0-0-0 | | 0-0-0 | | 0-0-0 | | | | | | | | | |
| 12-12-0 | | 0-6-0 | | 0-1-0 | | NON-CONFERENCE | | 4-1-0 | | 4-3-0 | | 4-1-0 | | | | | | | | | |
| 11-4-0 | | 0-3-0 | | 0-0-0 | | HOME | | 4-0-0 | | 3-0-0 | | 4-1-0 | | | | | | | | | |
| 1-8-0 | | 0-3-0 | | 0-0- | | AWAY | | 0-1-0 | | 1-3-0 | | 0-0-0 | | | | | | | | | |
| 0-0-0 | | 0-0-0 | | 0-0-0 | | NEUTRAL | | 0-0-0 | | 0-0-0 | | 0-0-0 | | | | | | | | | |
| 16-11-0 | | 1-2-0 | | 0-0-0 | | CONFERENCE | | 3-3-0 | | 4-2-0 | | 8-4-0 | | | | | | | | | |
| 11-4-0 | | 0-0-0 | | 0-0-0 | | HOME | | 0-0-0 | | 4-2-0 | | 7-2-0 | | | | | | | | | |
| 5-7-0 | | 1-2-0 | | 0-0-0 | | AWAY | | 3-3-0 | | 0-0-0 | | 1-2-0 | | | | | | | | | |
| 0-0-0 | | 0-0-0 | | 0-0-0 | | NEUTRAL | | 0-0-0 | | 0-0-0 | | 0-0-0 | | | | | | | | | |
| RPI S | Opponent | Score | | RPI S | Opponent | Score | | RPI S | Opponent | Score | | RPI S | Opponent | Score | | | | | | | |
| 6 A | Rice | 3 | 4 | 35 A | Texas A&M | 2 | 9 | 60 A | Arkansas St. | 4 | 5 | 102 A | UTSA | 2 | 7 | | | | | | |
| 6 H | Rice | 1 | 14 | | | | | 60 A | Arkansas St. | 4 | 3 | 102 H | UTSA | 7 | 6 | | | | | | |
| 8 A | Houston | 1 | 7 | | | | | 60 A | Arkansas St. | 1 | 4 | 108 H | A&M-Corpus Christi | 6 | 4 | | | | | | |
| 9 A | La.-Lafayette | 10 | 3 | | | | | 69 H | UC Riverside | 7 | 5 | 109 H | Michigan | 8 | 7 | | | | | | |
| 9 A | La.-Lafayette | 6 | 8 | | | | | 69 H | UC Riverside | 2 | 0 | 113 H | Texas-Arlington | 7 | 5 | | | | | | |
| 9 A | La.-Lafayette | 0 | 2 | | | | | 69 H | UC Riverside | 8 | 7 | 113 H | Texas-Arlington | 10 | 5 | | | | | | |
| 11 A | Texas | 1 | 5 | | | | | 92 A | Western Ky. | 13 | 4 | 113 H | Texas-Arlington | 3 | 1 | | | | | | |
| 11 H | Texas | 3 | 6 | | | | | 92 A | Western Ky. | 1 | 4 | 122 A | Washington St. | 6 | 8 | | | | | | |
| 23 H | Washington | 1 | 6 | | | | | 92 A | Western Ky. | 7 | 5 | 122 A | Washington St. | 5 | 3 | | | | | | |
| | | | | | | | | 95 A | Baylor | 3 | 4 | 122 A | Washington St. | 3 | 4 | | | | | | |
| | | | | | | | | 95 H | Baylor | 2 | 0 | 137 H | South Ala. | 2 | 7 | | | | | | |
| | | | | | | | | | | | | 137 H | South Ala. | 2 | 0 | | | | | | |
| | | | | | | | | | | | | 137 H | South Ala. | 4 | 5 | | | | | | |
| | | | | | | | | | | | | 156 H | UALR | 6 | 2 | | | | | | |
| | | | | | | | | | | | | 156 H | UALR | 2 | 3 | | | | | | |
| | | | | | | | | | | | | 156 H | UALR | 0 | 3 | | | | | | |
| | | | | | | | | | | | | 167 A | La.-Monroe | 6 | 7 | | | | | | |
| | | | | | | | | | | | | 167 A | La.-Monroe | 12 | 5 | | | | | | |
| | | | | | | | | | | | | 167 A | La.-Monroe | 12 | 17 | | | | | | |
| | | | | | | | | | | | | 173 H | Georgia St. | 4 | 2 | | | | | | |
| | | | | | | | | | | | | 173 H | Georgia St. | 4 | 1 | | | | | | |
| | | | | | | | | | | | | 173 H | Georgia St. | 8 | 1 | | | | | | |
| | | | | | | | | | | | | 182 H | Troy | 7 | 3 | | | | | | |
| | | | | | | | | | | | | 182 H | Troy | 5 | 2 | | | | | | |
| | | | | | | | | | | | | 182 H | Troy | 6 | 2 | | | | | | |
| | | | | | | | | | | | | 217 H | Valparaiso | 2 | 3 | | | | | | |
| | | | | | | | | | | | | 226 H | Air Force | 6 | 0 | | | | | | |

Non-Div. I Games:

Texas St.

Texas St.

| | | | | |
|-----|---|-----------|---|---|
| 182 | H | Troy | 7 | 3 |
| 35 | A | Texas A&M | 2 | 9 |

Through Games Of May 11, 2014

| RPI | S | Opponent | Score | |
|-----|---|----------|-------|---|
| 228 | H | Wagner | 8 | 5 |
| 228 | H | Wagner | 9 | 7 |
| 228 | H | Wagner | 3 | 1 |

Texas St.

T
e
x
a
s
t
.

T
e
x
a
s
t
.

| Average RPI Win: 158 | | WON-LOST RECORD | | WINNING PCT. RANK | | LAST 15 GAMES | | STRENGTH OF SCHEDULE | | OPP. STRENGTH OF SCHEDULE | | TEAM RPI | | ADJ RPI | | CONF. RPI | | ADJ CONF. RPI | |
|----------------------|------------|-----------------|----|-------------------|----------|-----------------------|--|----------------------|---------------|---------------------------|----|----------|------------------|----------|----|-----------|--|---------------|--|
| DIV. I ONLY | | 31-22-0 | | .58491 88 | | 8-7-0 | | 101 | | 136 | | 82 | | .5277 82 | | 12 | | 12 | |
| DIV. I NON-CONF. | | 17-12-0 | | .58621 90 | | 2-2-0 | | 108 | | 107 | | 88 | | .5233 88 | | 19 | | 19 | |
| TOTALS | | RPI 1-25 | | RPI 26-50 | | W-L RECORDS | | RPI 51-100 | | RPI 101-150 | | RPI 150+ | | | | | | | |
| 31-22-0 | | 0-5-0 | | 0-0-0 | | OVERALL | | 5-5-0 | | 7-4-0 | | 19-8-0 | | | | | | | |
| 20-11-0 | | 0-1-0 | | 0-0-0 | | HOME | | 3-2-0 | | 4-3-0 | | 13-5-0 | | | | | | | |
| 11-11-0 | | 0-4-0 | | 0-0-0 | | AWAY | | 2-3-0 | | 3-1-0 | | 6-3-0 | | | | | | | |
| 0-0-0 | | 0-0-0 | | 0-0-0 | | NEUTRAL | | 0-0-0 | | 0-0-0 | | 0-0-0 | | | | | | | |
| 17-12-0 | | 0-5-0 | | 0-0-0 | | NON-CONFERENCE | | 3-1-0 | | 3-2-0 | | 11-4-0 | | | | | | | |
| 13-6-0 | | 0-1-0 | | 0-0-0 | | HOME | | 2-0-0 | | 2-2-0 | | 9-3-0 | | | | | | | |
| 4-6-0 | | 0-4-0 | | 0-0- | | AWAY | | 1-1-0 | | 1-0-0 | | 2-1-0 | | | | | | | |
| 0-0-0 | | 0-0-0 | | 0-0-0 | | NEUTRAL | | 0-0-0 | | 0-0-0 | | 0-0-0 | | | | | | | |
| 14-10-0 | | 0-0-0 | | 0-0-0 | | CONFERENCE | | 2-4-0 | | 4-2-0 | | 8-4-0 | | | | | | | |
| 7-5-0 | | 0-0-0 | | 0-0-0 | | HOME | | 1-2-0 | | 2-1-0 | | 4-2-0 | | | | | | | |
| 7-5-0 | | 0-0-0 | | 0-0-0 | | AWAY | | 1-2-0 | | 2-1-0 | | 4-2-0 | | | | | | | |
| 0-0-0 | | 0-0-0 | | 0-0-0 | | NEUTRAL | | 0-0-0 | | 0-0-0 | | 0-0-0 | | | | | | | |
| RPI S | Opponent | Score | | RPI S | Opponent | Score | | RPI S | Opponent | Score | | RPI S | Opponent | Score | | | | | |
| 18 A | Louisville | 2 | 18 | | | | | 57 H | Western Caro. | 1 | 7 | 101 A | Jacksonville St. | 7 | 6 | | | | |
| 18 A | Louisville | 2 | 4 | | | | | 57 H | Western Caro. | 7 | 10 | 101 H | Jacksonville St. | 5 | 2 | | | | |
| 18 A | Louisville | 10 | 20 | | | | | 57 H | Western Caro. | 10 | 4 | 103 A | Ga. Southern | 7 | 2 | | | | |
| 21 A | Alabama | 1 | 12 | | | | | 62 A | UAB | 3 | 4 | 103 A | Ga. Southern | 2 | 4 | | | | |
| 21 H | Alabama | 5 | 9 | | | | | 62 H | UAB | 13 | 5 | 103 A | Ga. Southern | 7 | 2 | | | | |
| | | | | | | | | 68 A | Auburn | 8 | 1 | 110 H | Memphis | 3 | 8 | | | | |
| | | | | | | | | 68 H | Auburn | 7 | 6 | 110 H | Memphis | 3 | 2 | | | | |
| | | | | | | | | 90 A | Davidson | 6 | 5 | 110 H | Memphis | 6 | 11 | | | | |
| | | | | | | | | 90 A | Davidson | 9 | 10 | 145 H | Elon | 5 | 7 | | | | |
| | | | | | | | | 90 A | Davidson | 2 | 7 | 145 H | Elon | 9 | 8 | | | | |
| | | | | | | | | | | | | 145 H | Elon | 13 | 8 | | | | |
| | | | | | | | | | | | | 167 H | La.-Monroe | 9 | 3 | | | | |
| | | | | | | | | | | | | 167 H | La.-Monroe | 9 | 6 | | | | |
| | | | | | | | | | | | | 167 H | La.-Monroe | 6 | 5 | | | | |
| | | | | | | | | | | | | 169 A | Alabama St. | 8 | 6 | | | | |
| | | | | | | | | | | | | 169 H | Alabama St. | 7 | 23 | | | | |
| | | | | | | | | | | | | 181 H | Furman | 13 | 5 | | | | |
| | | | | | | | | | | | | 181 H | Furman | 9 | 5 | | | | |
| | | | | | | | | | | | | 181 H | Furman | 9 | 11 | | | | |
| | | | | | | | | | | | | 182 A | Troy | 11 | 9 | | | | |
| | | | | | | | | | | | | 182 H | Troy | 6 | 2 | | | | |
| | | | | | | LAST 15 GAMES | | | | | | 183 H | Appalachian St. | 3 | 6 | | | | |
| | | | | | | 183 H Appalachian St. | | 5 | 2 | | | 183 H | Appalachian St. | 5 | 2 | | | | |
| | | | | | | 183 H Appalachian St. | | 3 | 6 | | | 183 H | Appalachian St. | 16 | 10 | | | | |
| | | | | | | 183 H Appalachian St. | | 16 | 10 | | | 190 A | UNC Greensboro | 6 | 8 | | | | |
| | | | | | | 62 A UAB | | 3 | 4 | | | 190 A | UNC Greensboro | 16 | 3 | | | | |
| | | | | | | 289 H Alabama A&M | | 5 | 1 | | | 190 A | UNC Greensboro | 14 | 7 | | | | |

Non-Div. I Games:

Samford

| | | | | |
|-----|---|----------------|----|---|
| 190 | A | UNC Greensboro | 14 | 7 |
| 190 | A | UNC Greensboro | 6 | 8 |

| RPI | S | Opponent | Score | |
|-----|---|-------------|-------|----|
| 197 | H | Purdue | 4 | 3 |
| 202 | A | Citadel | 5 | 3 |
| 202 | A | Citadel | 2 | 4 |
| 202 | A | Citadel | 8 | 3 |
| 217 | H | Valparaiso | 8 | 11 |
| 217 | H | Valparaiso | 10 | 7 |
| 217 | H | Valparaiso | 5 | 6 |
| 251 | H | Butler | 10 | 9 |
| 251 | H | Butler | 6 | 2 |
| 289 | A | Alabama A&M | 3 | 5 |
| 289 | H | Alabama A&M | 5 | 1 |

Samford

S
a
m
f
o
r
d

S
a
m
f
o
r
d

V
C
U

VCU

| | | | | |
|-----|---|-------------------|---|---|
| 261 | H | George Washington | 4 | 2 |
| 261 | H | George Washington | 4 | 2 |

| RPI | S | Opponent | Score | |
|-----|---|-----------------|-------|---|
| 270 | A | Rhode Island | 5 | 2 |
| 270 | A | Rhode Island | 5 | 2 |
| 283 | H | St. Bonaventure | 3 | 2 |
| 283 | H | St. Bonaventure | 17 | 5 |
| 283 | H | St. Bonaventure | 7 | 0 |

VCU

V
C
U

V
C
U

| Average RPI Win: | 163 | WON-LOST | WINNING | LAST 15 | STRENGTH OF | OPP. STRENGTH | TEAM | ADJ | CONF. | ADJ CONF. | | |
|-------------------|------------|-----------|---------------|----------------|-------------|---------------|--------------------|-------------|--------|----------------|-------|---|
| Average RPI Loss: | 79 | RECORD | PCT. RANK | GAMES | SCHEDULE | OF SCHEDULE | RPI | RPI | RPI | RPI | | |
| DIV. I ONLY | | 30-21-0 | .58824 | 86 | 11-4-0 | 104 | 68 | 84 | .52647 | 84 | 3 | 3 |
| DIV. I NON-CONF. | | 15-9-0 | .625 | 62 | 4-1-0 | 228 | 244 | 173 | .49245 | 173 | 4 | 4 |
| <hr/> | | | | | | | | | | | | |
| TOTALS | RPI 1-25 | RPI 26-50 | | W-L RECORDS | | RPI 51-100 | | RPI 101-150 | | RPI 150+ | | |
| 30-21-0 | 1-7-0 | 3-4-0 | | OVERALL | | 5-2-0 | | 3-3-0 | | 18-5-0 | | |
| 21-11-0 | 1-6-0 | 3-0-0 | | HOME | | 2-1-0 | | 0-0-0 | | 15-4-0 | | |
| 8-9-0 | 0-1-0 | 0-3-0 | | AWAY | | 3-1-0 | | 3-3-0 | | 2-1-0 | | |
| 1-1-0 | 0-0-0 | 0-1-0 | | NEUTRAL | | 0-0-0 | | 0-0-0 | | 1-0-0 | | |
| <hr/> | | | | | | | | | | | | |
| 15-9-0 | 0-2-0 | 0-1-0 | | NON-CONFERENCE | | 0-1-0 | | 0-0-0 | | 15-5-0 | | |
| 12-5-0 | 0-1-0 | 0-0-0 | | HOME | | 0-0-0 | | 0-0-0 | | 12-4-0 | | |
| 2-3-0 | 0-1-0 | 0-0- | | AWAY | | 0-1-0 | | 0-0-0 | | 2-1-0 | | |
| 1-1-0 | 0-0-0 | 0-1-0 | | NEUTRAL | | 0-0-0 | | 0-0-0 | | 1-0-0 | | |
| <hr/> | | | | | | | | | | | | |
| 15-12-0 | 1-5-0 | 3-3-0 | | CONFERENCE | | 5-1-0 | | 3-3-0 | | 3-0-0 | | |
| 9-6-0 | 1-5-0 | 3-0-0 | | HOME | | 2-1-0 | | 0-0-0 | | 3-0-0 | | |
| 6-6-0 | 0-0-0 | 0-3-0 | | AWAY | | 3-0-0 | | 3-3-0 | | 0-0-0 | | |
| 0-0-0 | 0-0-0 | 0-0-0 | | NEUTRAL | | 0-0-0 | | 0-0-0 | | 0-0-0 | | |
| <hr/> | | | | | | | | | | | | |
| RPI S | Opponent | Score | RPI S | Opponent | Score | RPI S | Opponent | Score | RPI S | Opponent | Score | |
| 1 H | Virginia | 1 2 | 29 N | West Virginia | 1 3 | 59 H | North Carolina St. | 11 10 | 127 A | Virginia Tech | 2 0 | |
| 1 H | Virginia | 2 3 | 34 A | Georgia Tech | 1 5 | 59 H | North Carolina St. | 2 6 | 127 A | Virginia Tech | 13 3 | |
| 1 H | Virginia | 3 2 | 34 A | Georgia Tech | 4 7 | 59 H | North Carolina St. | 2 0 | 127 A | Virginia Tech | 3 2 | |
| 10 H | Miami (FL) | 3 4 | 34 A | Georgia Tech | 0 1 | 90 A | Davidson | 2 3 | 129 A | Pittsburgh | 5 8 | |
| 10 H | Miami (FL) | 1 9 | 47 H | North Carolina | 9 8 | 94 A | Wake Forest | 8 6 | 129 A | Pittsburgh | 2 3 | |
| 10 H | Miami (FL) | 1 6 | 47 H | North Carolina | 3 2 | 94 A | Wake Forest | 6 5 | 129 A | Pittsburgh | 1 5 | |
| 22 A | Liberty | 3 4 | 47 H | North Carolina | 6 4 | 94 A | Wake Forest | 5 2 | 152 H | Saint Louis | 2 3 | |
| 22 H | Liberty | 2 8 | | | | | | | 160 H | Binghamton | 6 7 | |
| | | | | | | | | | 160 H | Binghamton | 7 3 | |
| | | | | | | | | | 160 H | Binghamton | 5 1 | |
| | | | | | | | | | 181 H | Furman | 9 11 | |
| | | | | | | | | | 186 A | Coastal Caro. | 7 5 | |
| | | | | | | | | | 187 H | Akron | 5 2 | |
| | | | | | | | | | 190 A | UNC Greensboro | 8 9 | |
| | | | | | | | | | 190 H | UNC Greensboro | 2 0 | |
| | | | | | | | | | 194 H | Notre Dame | 1 0 | |
| | | | | | | | | | 194 H | Notre Dame | 4 3 | |
| | | | | | | | | | 194 H | Notre Dame | 4 1 | |
| | | | | | | | | | 214 N | Marshall | 5 2 | |
| | | | | | | | | | 223 H | Longwood | 6 1 | |
| | | | | | | | | | 223 H | Longwood | 10 4 | |
| | | | | | | | | | 223 H | Longwood | 1 2 | |
| | | | | | | | | | 224 H | Princeton | 7 1 | |
| | | | | | | | | | 237 H | Quinnipiac | 16 5 | |
| | | | | | | | | | 249 H | La Salle | 6 1 | |
| | | | | | | | | | 257 H | Norfolk St. | 11 1 | |
| | | | | | | | | | 290 A | N.C. Central | 11 2 | |
| <hr/> | | | | | | | | | | | | |
| | | | LAST 15 GAMES | | | | | | | | | |
| | | | 10 H | Miami (FL) | 3 4 | 94 A | Wake Forest | 6 5 | | | | |
| | | | 10 H | Miami (FL) | 1 9 | 94 A | Wake Forest | 5 2 | | | | |
| | | | 10 H | Miami (FL) | 1 6 | 190 H | UNC Greensboro | 2 0 | | | | |
| | | | 223 H | Longwood | 6 1 | | | | | | | |
| | | | 223 H | Longwood | 10 4 | | | | | | | |

Non-Div. I Games:

Duke

| | | | | |
|-----|---|-------------|---|---|
| 223 | H | Longwood | 1 | 2 |
| 94 | A | Wake Forest | 8 | 6 |

| RPI | S | Opponent | Score | |
|-----|---|--------------|-------|---|
| 290 | H | N.C. Central | 9 | 1 |
| 294 | H | UMES | 15 | 7 |

Duke

D
u
k
e

D
u
k
e

| | | | | | | | | | | | | | | | | | | | |
|----------------------|----------|-----------------|-------|-------------------|--------------|----------------|---|----------------------|--------------|---------------------------|----------------|----------|-------|------------|-------|---------------|--|---------------|----|
| Average RPI Win: 176 | | WON-LOST RECORD | | WINNING PCT. RANK | | LAST 15 GAMES | | STRENGTH OF SCHEDULE | | OPP. STRENGTH OF SCHEDULE | | TEAM RPI | | ADJ RPI | | CONF. RPI | | ADJ CONF. RPI | |
| DIV. I ONLY | | 30-18-0 | | .625 61 | | 9-6-0 | | 159 | | 151 | | 85 | | .52626 85 | | 13 | | 13 | |
| DIV. I NON-CONF. | | 16-15-0 | | .51613 145 | | 0-4-0 | | 127 | | 180 | | 138 | | .50519 137 | | 13 | | 13 | |
| TOTALS | | RPI 1-25 | | RPI 26-50 | | W-L RECORDS | | RPI 51-100 | | RPI 101-150 | | RPI 150+ | | | | | | | |
| 30-18-0 | | 0-2-0 | | 0-1-0 | | OVERALL | | 6-4-0 | | 6-2-0 | | 18-9-0 | | | | | | | |
| 21-7-0 | | 0-1-0 | | 0-0-0 | | HOME | | 3-1-0 | | 5-1-0 | | 13-4-0 | | | | | | | |
| 9-11-0 | | 0-1-0 | | 0-1-0 | | AWAY | | 3-3-0 | | 1-1-0 | | 5-5-0 | | | | | | | |
| 0-0-0 | | 0-0-0 | | 0-0-0 | | NEUTRAL | | 0-0-0 | | 0-0-0 | | 0-0-0 | | | | | | | |
| 16-15-0 | | 0-2-0 | | 0-1-0 | | NON-CONFERENCE | | 4-3-0 | | 3-2-0 | | 9-7-0 | | | | | | | |
| 12-5-0 | | 0-1-0 | | 0-0-0 | | HOME | | 1-0-0 | | 2-1-0 | | 9-3-0 | | | | | | | |
| 4-10-0 | | 0-1-0 | | 0-0- | | AWAY | | 3-3-0 | | 1-1-0 | | 0-4-0 | | | | | | | |
| 0-0-0 | | 0-0-0 | | 0-0-0 | | NEUTRAL | | 0-0-0 | | 0-0-0 | | 0-0-0 | | | | | | | |
| 14-3-0 | | 0-0-0 | | 0-0-0 | | CONFERENCE | | 2-1-0 | | 3-0-0 | | 9-2-0 | | | | | | | |
| 9-2-0 | | 0-0-0 | | 0-0-0 | | HOME | | 2-1-0 | | 3-0-0 | | 4-1-0 | | | | | | | |
| 5-1-0 | | 0-0-0 | | 0-0-0 | | AWAY | | 0-0-0 | | 0-0-0 | | 5-1-0 | | | | | | | |
| 0-0-0 | | 0-0-0 | | 0-0-0 | | NEUTRAL | | 0-0-0 | | 0-0-0 | | 0-0-0 | | | | | | | |
| RPI S | Opponent | | Score | | RPI S | Opponent | | Score | | RPI S | Opponent | | Score | | RPI S | Opponent | | Score | |
| 1 A | Virginia | | 2 | 11 | 28 A | Old Dominion | | 5 | 20 | 51 A | High Point | | 4 | 2 | 120 A | VMI | | 1 | 5 |
| 1 H | Virginia | | 2 | 17 | | | | | | 51 A | High Point | | 3 | 6 | 127 A | Virginia Tech | | 7 | 0 |
| | | | | | | | | | | 51 A | High Point | | 8 | 9 | 136 H | Towson | | 14 | 7 |
| | | | | | | | | | | 70 A | Campbell | | 1 | 2 | 136 H | Towson | | 12 | 5 |
| | | | | | | | | | | 70 A | Campbell | | 7 | 6 | 136 H | Towson | | 9 | 7 |
| | | | | | | | | | | 70 A | Campbell | | 19 | 7 | 147 H | Army | | 2 | 4 |
| | | | | | | | | | | 91 H | Radford | | 7 | 6 | 147 H | Army | | 21 | 3 |
| | | | | | | | | | | 97 H | UNC Wilmington | | 2 | 8 | 147 H | Army | | 7 | 6 |
| | | | | | | | | | | 97 H | UNC Wilmington | | 14 | 2 | 153 H | Delaware | | 13 | 10 |
| | | | | | | | | | | 97 H | UNC Wilmington | | 10 | 2 | 153 H | Delaware | | 5 | 4 |
| | | | | | | | | | | | | | | | 155 A | Richmond | | 3 | 10 |
| | | | | | | | | | | | | | | | 155 H | Richmond | | 16 | 11 |
| | | | | | | | | | | | | | | | 189 A | Northeastern | | 3 | 2 |
| | | | | | | | | | | | | | | | 189 A | Northeastern | | 5 | 3 |
| | | | | | | | | | | | | | | | 189 A | Northeastern | | 8 | 6 |
| | | | | | | | | | | | | | | | 191 A | James Madison | | 24 | 6 |
| | | | | | | | | | | | | | | | 191 A | James Madison | | 8 | 9 |
| | | | | | | | | | | | | | | | 191 A | James Madison | | 13 | 5 |
| | | | | | | | | | | | | | | | 199 A | Gardner-Webb | | 0 | 6 |
| | | | | | | | | | | | | | | | 199 A | Gardner-Webb | | 3 | 4 |
| | | | | | | | | | | | | | | | 199 A | Gardner-Webb | | 0 | 2 |
| | | | | | | | | | | | | | | | 219 H | UMass Lowell | | 16 | 4 |
| | | | | | | | | | | | | | | | 223 H | Longwood | | 7 | 9 |
| | | | | | | | | | | | | | | | 229 H | Hofstra | | 4 | 7 |
| | | | | | | | | | | | | | | | 229 H | Hofstra | | 7 | 0 |
| | | | | | | | | | | | | | | | 229 H | Hofstra | | 12 | 1 |
| | | | | | | | | | | | | | | | 247 H | Brown | | 15 | 16 |
| | | | | LAST 15 GAMES | | | | | | | | | | | | | | | |
| | | | | 199 A | Gardner-Webb | 0 | 6 | 229 H | Hofstra | 4 | 7 | | | | | | | | |
| | | | | 199 A | Gardner-Webb | 3 | 4 | 229 H | Hofstra | 12 | 1 | | | | | | | | |
| | | | | 199 A | Gardner-Webb | 0 | 2 | 189 A | Northeastern | 8 | 6 | | | | | | | | |
| | | | | 136 H | Towson | 9 | 7 | | | | | | | | | | | | |
| | | | | 136 H | Towson | 14 | 7 | | | | | | | | | | | | |

Non-Div. I Games:

William & Mary

| | | | | |
|-----|---|---------|----|---|
| 136 | H | Towson | 12 | 5 |
| 229 | H | Hofstra | 7 | 0 |

| RPI | S | Opponent | Score | |
|-----|---|-------------|-------|---|
| 247 | H | Brown | 16 | 4 |
| 256 | H | UMBC | 15 | 6 |
| 256 | H | UMBC | 2 | 1 |
| 256 | H | UMBC | 7 | 2 |
| 257 | H | Norfolk St. | 2 | 3 |
| 286 | H | Iona | 2 | 0 |
| 286 | H | Iona | 16 | 4 |
| 286 | H | Iona | 31 | 1 |

W
i
l
l
i
a
m
&
M
a
r
y

W
i
l
l
i
a
m
&
M
a
r
y

| Average RPI Win: 116 | | WON-LOST | WINNING | LAST 15 | STRENGTH OF | | OPP. STRENGTH | TEAM | ADJ | | CONF. | ADJ CONF. |
|----------------------|----------|----------|-----------|----------------|----------------|-------|---------------------|-------|-------------|-----------------|----------|-----------|
| Average RPI Loss: 87 | | RECORD | PCT. RANK | GAMES | SCHEDULE | | OF SCHEDULE | RPI | RPI | | RPI | RPI |
| DIV. I ONLY | | 25-22-0 | .53191 | 121 | 7-8-0 | | 86 | 38 | 86 | | .5262 | 86 |
| DIV. I NON-CONF. | | 15-11-0 | .57692 | 98 | 2-2-0 | | 140 | 30 | 78 | | .52963 | 77 |
| TOTALS | | RPI 1-25 | RPI 26-50 | | W-L RECORDS | | RPI 51-100 | | RPI 101-150 | | RPI 150+ | |
| 25-22-0 | | 3-3-0 | 1-0-0 | | OVERALL | | 7-13-0 | | 5-3-0 | | 9-3-0 | |
| 17-8-0 | | 0-0-0 | 1-0-0 | | HOME | | 4-4-0 | | 3-1-0 | | 9-3-0 | |
| 8-14-0 | | 3-3-0 | 0-0-0 | | AWAY | | 3-9-0 | | 2-2-0 | | 0-0-0 | |
| 0-0-0 | | 0-0-0 | 0-0-0 | | NEUTRAL | | 0-0-0 | | 0-0-0 | | 0-0-0 | |
| 15-11-0 | | 3-0-0 | 1-0-0 | | NON-CONFERENCE | | 2-6-0 | | 5-3-0 | | 4-2-0 | |
| 9-4-0 | | 0-0-0 | 1-0-0 | | HOME | | 1-1-0 | | 3-1-0 | | 4-2-0 | |
| 6-7-0 | | 3-0-0 | 0-0- | | AWAY | | 1-5-0 | | 2-2-0 | | 0-0-0 | |
| 0-0-0 | | 0-0-0 | 0-0-0 | | NEUTRAL | | 0-0-0 | | 0-0-0 | | 0-0-0 | |
| 10-11-0 | | 0-3-0 | 0-0-0 | | CONFERENCE | | 5-7-0 | | 0-0-0 | | 5-1-0 | |
| 8-4-0 | | 0-0-0 | 0-0-0 | | HOME | | 3-3-0 | | 0-0-0 | | 5-1-0 | |
| 2-7-0 | | 0-3-0 | 0-0-0 | | AWAY | | 2-4-0 | | 0-0-0 | | 0-0-0 | |
| 0-0-0 | | 0-0-0 | 0-0-0 | | NEUTRAL | | 0-0-0 | | 0-0-0 | | 0-0-0 | |
| RPI S | Opponent | Score | RPI S | Opponent | Score | RPI S | Opponent | Score | RPI S | Opponent | Score | |
| 16 A | Cal Poly | 3 4 | 30 H | UNLV | 2 1 | 52 A | Long Beach St. | 6 0 | 107 A | Wichita St. | 5 1 | |
| 16 A | Cal Poly | 0 8 | | | | 52 A | Long Beach St. | 0 5 | 107 A | Wichita St. | 2 3 | |
| 16 A | Cal Poly | 0 3 | | | | 52 A | Long Beach St. | 0 1 | 107 A | Wichita St. | 2 4 | |
| 25 A | Oregon | 3 2 | | | | 52 H | Long Beach St. | 5 1 | 115 A | UCLA | 1 0 | |
| 25 A | Oregon | 9 2 | | | | 52 H | Long Beach St. | 6 5 | 115 H | UCLA | 4 3 | |
| 25 A | Oregon | 5 4 | | | | 52 H | Long Beach St. | 2 3 | 122 H | Washington St. | 5 4 | |
| | | | | | | 63 A | UC Santa Barbara | 11 9 | 122 H | Washington St. | 12 0 | |
| | | | | | | 63 A | UC Santa Barbara | 2 3 | 122 H | Washington St. | 7 9 | |
| | | | | | | 63 A | UC Santa Barbara | 1 2 | 157 H | San Francisco | 5 6 | |
| | | | | | | 65 A | San Diego | 3 5 | 157 H | San Francisco | 5 1 | |
| | | | | | | 65 H | San Diego | 5 6 | 157 H | San Francisco | 11 0 | |
| | | | | | | 69 H | UC Riverside | 6 0 | 176 H | Hawaii | 17 4 | |
| | | | | | | 69 H | UC Riverside | 7 8 | 176 H | Hawaii | 2 1 | |
| | | | | | | 69 H | UC Riverside | 2 3 | 176 H | Hawaii | 1 0 | |
| | | | | | | 80 A | Southern California | 1 6 | 188 H | UC Davis | 9 1 | |
| | | | | | | 95 A | Baylor | 0 1 | 188 H | UC Davis | 1 3 | |
| | | | | | | 95 A | Baylor | 11 0 | 188 H | UC Davis | 7 1 | |
| | | | | | | 95 A | Baylor | 4 5 | 263 H | St. Mary's (CA) | 6 5 | |
| | | | | | | 99 A | Fresno St. | 1 2 | 263 H | St. Mary's (CA) | 4 2 | |
| | | | | | | 99 H | Fresno St. | 8 1 | 263 H | St. Mary's (CA) | 0 6 | |
| LAST 15 GAMES | | | | | | | | | | | | |
| | | | 69 H | UC Riverside | 7 8 | 99 H | Fresno St. | 8 1 | | | | |
| | | | 69 H | UC Riverside | 6 0 | 65 H | San Diego | 5 6 | | | | |
| | | | 69 H | UC Riverside | 2 3 | 176 H | Hawaii | 2 1 | | | | |
| | | | 115 A | UCLA | 1 0 | | | | | | | |
| | | | 52 A | Long Beach St. | 6 0 | | | | | | | |

Non-Div. I Games:

Cal St. Fullerton

| | | |
|---------------------|---|---|
| 52 A Long Beach St. | 0 | 5 |
| 52 A Long Beach St. | 0 | 1 |

C
a
l
S
t
.
F
u
l
l
e
r
t
o
n

C
a
l
S
t
.
F
u
l
l
e
r
t
o
n

| Average RPI Win: | 215 | WON-LOST | WINNING | LAST 15 | STRENGTH OF | OPP. STRENGTH | TEAM | ADJ | CONF. | ADJ CONF. | |
|-------------------|----------|-----------|----------------|----------|-------------|---------------|-----------|----------|-------|-------------------|-------|
| Average RPI Loss: | 173 | RECORD | PCT. RANK | GAMES | SCHEDULE | OF SCHEDULE | RPI | RPI | RPI | RPI | |
| DIV. I ONLY | 36-11-0 | .76596 | 7 | 11-4-0 | 297 | 139 | 87 | .52588 | 87 | 18 | 18 |
| DIV. I NON-CONF. | 26-6-0 | .8125 | 16 | 2-1-0 | 300 | 117 | 90 | .52219 | 90 | 20 | 20 |
| TOTALS | RPI 1-25 | RPI 26-50 | W-L RECORDS | | RPI 51-100 | RPI 101-150 | | RPI 150+ | | | |
| 36-11-0 | 0-0-0 | 0-0-0 | OVERALL | | 2-4-0 | 4-1-0 | | 30-6-0 | | | |
| 17-1-0 | 0-0-0 | 0-0-0 | HOME | | 0-0-0 | 3-0-0 | | 14-1-0 | | | |
| 19-10-0 | 0-0-0 | 0-0-0 | AWAY | | 2-4-0 | 1-1-0 | | 16-5-0 | | | |
| 0-0-0 | 0-0-0 | 0-0-0 | NEUTRAL | | 0-0-0 | 0-0-0 | | 0-0-0 | | | |
| 26-6-0 | 0-0-0 | 0-0-0 | NON-CONFERENCE | | 1-2-0 | 1-1-0 | | 24-3-0 | | | |
| 11-1-0 | 0-0-0 | 0-0-0 | HOME | | 0-0-0 | 0-0-0 | | 11-1-0 | | | |
| 15-5-0 | 0-0-0 | 0-0- | AWAY | | 1-2-0 | 1-1-0 | | 13-2-0 | | | |
| 0-0-0 | 0-0-0 | 0-0-0 | NEUTRAL | | 0-0-0 | 0-0-0 | | 0-0-0 | | | |
| 10-5-0 | 0-0-0 | 0-0-0 | CONFERENCE | | 1-2-0 | 3-0-0 | | 6-3-0 | | | |
| 6-0-0 | 0-0-0 | 0-0-0 | HOME | | 0-0-0 | 3-0-0 | | 3-0-0 | | | |
| 4-5-0 | 0-0-0 | 0-0-0 | AWAY | | 1-2-0 | 0-0-0 | | 3-3-0 | | | |
| 0-0-0 | 0-0-0 | 0-0-0 | NEUTRAL | | 0-0-0 | 0-0-0 | | 0-0-0 | | | |
| RPI S | Opponent | Score | RPI S | Opponent | Score | RPI S | Opponent | Score | RPI S | Opponent | Score |
| | | | | | | 77 A | Creighton | 3 4 | 105 H | Xavier | 7 3 |
| | | | | | | 77 A | Creighton | 8 2 | 105 H | Xavier | 3 2 |
| | | | | | | 77 A | Creighton | 7 8 | 105 H | Xavier | 16 0 |
| | | | | | | 89 A | Oklahoma | 2 8 | 142 A | Central Conn. St. | 0 1 |
| | | | | | | 89 A | Oklahoma | 7 5 | 142 A | Central Conn. St. | 2 0 |
| | | | | | | 89 A | Oklahoma | 6 15 | 155 A | Richmond | 6 2 |
| | | | | | | | | | 155 A | Richmond | 8 2 |
| | | | | | | | | | 155 A | Richmond | 16 2 |
| | | | | | | | | | 184 A | Arizona | 11 2 |
| | | | | | | | | | 184 A | Arizona | 9 1 |
| | | | | | | | | | 184 A | Arizona | 4 2 |
| | | | | | | | | | 191 A | James Madison | 3 11 |
| | | | | | | | | | 191 A | James Madison | 19 4 |
| | | | | | | | | | 191 A | James Madison | 15 4 |
| | | | | | | | | | 203 H | Monmouth | 4 3 |
| | | | | | | | | | 224 A | Princeton | 13 6 |
| | | | | | | | | | 225 A | Georgetown | 9 3 |
| | | | | | | | | | 225 A | Georgetown | 3 4 |
| | | | | | | | | | 225 A | Georgetown | 5 4 |
| | | | | | | | | | 227 A | Lehigh | 2 3 |
| | | | | | | | | | 228 H | Wagner | 8 4 |
| | | | | | | | | | 243 H | Villanova | 3 1 |
| | | | | | | | | | 243 H | Villanova | 10 0 |
| | | | | | | | | | 243 H | Villanova | 6 5 |
| | | | | | | | | | 251 A | Butler | 7 3 |
| | | | | | | | | | 251 A | Butler | 1 6 |
| | | | | | | | | | 251 A | Butler | 6 7 |
| | | | | | | | | | | | |
| | | | | | | | | | | | |
| | | | | | | | | | | | |
| | | | | | | | | | | | |
| | | | | | | | | | | | |
| | | | | | | | | | | | |
| | | | | | | | | | | | |
| | | | | | | | | | | | |
| | | | | | | | | | | | |
| | | | | | | | | | | | |
| | | | | | | | | | | | |
| | | | | | | | | | | | |
| | | | | | | | | | | | |
| | | | | | | | | | | | |
| | | | | | | | | | | | |
| | | | | | | | | | | | |
| | | | | | | | | | | | |
| | | | | | | | | | | | |
| | | | | | | | | | | | |
| | | | | | | | | | | | |
| | | | | | | | | | | | |
| | | | | | | | | | | | |
| | | | | | | | | | | | |
| | | | | | | | | | | | |
| | | | | | | | | | | | |
| | | | | | | | | | | | |
| | | | | | | | | | | | |
| | | | | | | | | | | | |
| | | | | | | | | | | | |
| | | | | | | | | | | | |
| | | | | | | | | | | | |
| | | | | | | | | | | | |
| | | | | | | | | | | | |
| | | | | | | | | | | | |
| | | | | | | | | | | | |
| | | | | | | | | | | | |
| | | | | | | | | | | | |
| | | | | | | | | | | | |
| | | | | | | | | | | | |
| | | | | | | | | | | | |
| | | | | | | | | | | | |
| | | | | | | | | | | | |
| | | | | | | | | | | | |
| | | | | | | | | | | | |
| | | | | | | | | | | | |
| | | | | | | | | | | | |
| | | | | | | | | | | | |
| | | | | | | | | | | | |
| | | | | | | | | | | | |
| | | | | | | | | | | | |
| | | | | | | | | | | | |
| | | | | | | | | | | | |

Non-Div. I Games:

Seton Hall

| | | | | |
|-----|---|---------------|----|---|
| 77 | A | Creighton | 8 | 2 |
| 282 | A | Saint Peter's | 15 | 0 |

| RPI | S | Opponent | Score | |
|-----|---|---------------------|-------|---|
| 253 | A | Fairleigh Dickinson | 10 | 5 |
| 253 | H | Fairleigh Dickinson | 3 | 1 |
| 253 | H | Fairleigh Dickinson | 5 | 1 |
| 275 | H | Manhattan | 8 | 0 |
| 275 | H | Manhattan | 3 | 2 |
| 275 | H | Manhattan | 2 | 0 |
| 282 | A | Saint Peter's | 15 | 0 |
| 282 | H | Saint Peter's | 11 | 3 |
| 282 | H | Saint Peter's | 8 | 9 |
| 286 | A | Iona | 8 | 0 |
| 287 | A | Rider | 4 | 3 |
| 302 | H | NYIT | 7 | 6 |
| 302 | H | NYIT | 21 | 0 |
| 302 | H | NYIT | 6 | 0 |

S
e
t
o
n
H
a
l
l

S
e
t
o
n
H
a
l
l

| Average RPI Win: | 136 | WON-LOST RECORD | WINNING PCT. RANK | LAST 15 GAMES | STRENGTH OF SCHEDULE | OPP. STRENGTH OF SCHEDULE | TEAM RPI | ADJ RPI | CONF. RPI | ADJ CONF. RPI | | | | | |
|------------------|----------|--------------------|----------------------|------------------|-------------------------|------------------------------|-------------|-------------|--------------|------------------|-------|-----|---|------------------|------|
| DIV. I ONLY | | 26-25-0 | .5098 | 136 | 8-7-0 | 41 | 87 | 88 | .52549 | 88 | 8 | 8 | | | |
| DIV. I NON-CONF. | | 12-12-0 | .5 | 148 | 2-1-0 | 125 | 201 | 186 | .48752 | 185 | 9 | 8 | | | |
| <hr/> | | | | | | | | | | | | | | | |
| TOTALS | RPI 1-25 | RPI 26-50 | | W-L RECORDS | | RPI 51-100 | | RPI 101-150 | | RPI 150+ | | | | | |
| 26-25-0 | 2-4-0 | 2-2-0 | | OVERALL | | 7-9-0 | | 3-7-0 | | 12-3-0 | | | | | |
| 18-11-0 | 2-3-0 | 2-2-0 | | HOME | | 1-0-0 | | 3-6-0 | | 10-0-0 | | | | | |
| 8-14-0 | 0-1-0 | 0-0-0 | | AWAY | | 6-9-0 | | 0-1-0 | | 2-3-0 | | | | | |
| 0-0-0 | 0-0-0 | 0-0-0 | | NEUTRAL | | 0-0-0 | | 0-0-0 | | 0-0-0 | | | | | |
| 12-12-0 | 0-3-0 | 0-1-0 | | NON-CONFERENCE | | 2-2-0 | | 2-5-0 | | 8-1-0 | | | | | |
| 10-7-0 | 0-2-0 | 0-1-0 | | HOME | | 1-0-0 | | 2-4-0 | | 7-0-0 | | | | | |
| 2-5-0 | 0-1-0 | 0-0- | | AWAY | | 1-2-0 | | 0-1-0 | | 1-1-0 | | | | | |
| 0-0-0 | 0-0-0 | 0-0-0 | | NEUTRAL | | 0-0-0 | | 0-0-0 | | 0-0-0 | | | | | |
| 14-13-0 | 2-1-0 | 2-1-0 | | CONFERENCE | | 5-7-0 | | 1-2-0 | | 4-2-0 | | | | | |
| 8-4-0 | 2-1-0 | 2-1-0 | | HOME | | 0-0-0 | | 1-2-0 | | 3-0-0 | | | | | |
| 6-9-0 | 0-0-0 | 0-0-0 | | AWAY | | 5-7-0 | | 0-0-0 | | 1-2-0 | | | | | |
| 0-0-0 | 0-0-0 | 0-0-0 | | NEUTRAL | | 0-0-0 | | 0-0-0 | | 0-0-0 | | | | | |
| RPI | S | Opponent | Score | RPI | S | Opponent | Score | RPI | S | Opponent | Score | | | | |
| 6 | H | Rice | 3 2 | 28 | H | Old Dominion | 1 0 | 61 | A | FIU | 9 6 | 102 | H | UTSA | 4 9 |
| 6 | H | Rice | 8 5 | 28 | H | Old Dominion | 3 4 | 61 | A | FIU | 7 0 | 102 | H | UTSA | 2 4 |
| 6 | H | Rice | 0 8 | 28 | H | Old Dominion | 11 8 | 61 | A | FIU | 4 6 | 102 | H | UTSA | 3 2 |
| 7 | A | Vanderbilt | 1 19 | 44 | H | Tennessee | 0 2 | 62 | A | UAB | 0 2 | 110 | H | Memphis | 6 5 |
| 7 | H | Vanderbilt | 3 4 | | | | | 62 | A | UAB | 4 3 | 110 | H | Memphis | 4 8 |
| 17 | H | Indiana St. | 0 9 | | | | | 62 | A | UAB | 4 6 | 123 | A | Tennessee Tech | 3 10 |
| | | | | | | | | 67 | A | Southern Miss. | 13 1 | 123 | H | Tennessee Tech | 5 9 |
| | | | | | | | | 67 | A | Southern Miss. | 6 7 | 150 | H | Kent St. | 5 6 |
| | | | | | | | | 67 | A | Southern Miss. | 0 7 | 150 | H | Kent St. | 4 5 |
| | | | | | | | | 71 | A | East Carolina | 0 1 | 150 | H | Kent St. | 12 4 |
| | | | | | | | | 71 | A | East Carolina | 6 1 | 158 | A | Tulane | 5 4 |
| | | | | | | | | 71 | A | East Carolina | 1 5 | 158 | A | Tulane | 1 2 |
| | | | | | | | | 72 | A | Kennesaw St. | 11 10 | 158 | A | Tulane | 0 2 |
| | | | | | | | | 72 | A | Kennesaw St. | 1 5 | 163 | H | Charlotte | 6 2 |
| | | | | | | | | 72 | A | Kennesaw St. | 1 18 | 163 | H | Charlotte | 9 1 |
| | | | | | | | | 96 | H | Miami (OH) | 4 3 | 163 | H | Charlotte | 7 6 |
| | | | | | | | | | | | | 172 | A | Lipscomb | 3 9 |
| | | | | | | | | | | | | 172 | H | Lipscomb | 7 5 |
| | | | | | | | | | | | | 201 | H | Belmont | 4 0 |
| | | | | | | | | | | | | 216 | H | Dayton | 8 6 |
| | | | | | | | | | | | | 238 | A | Austin Peay | 12 7 |
| | | | | | | | | | | | | 238 | H | Austin Peay | 5 0 |
| | | | | | | | | | | | | 300 | H | Mississippi Val. | 18 3 |
| | | | | | | | | | | | | 300 | H | Mississippi Val. | 11 2 |
| | | | | | | | | | | | | 300 | H | Mississippi Val. | 8 1 |
| | | | | LAST 15 GAMES | | | | | | | | | | | |
| | | | | 61 | A | FIU | 4 6 | 28 | H | Old Dominion | 3 4 | | | | |
| | | | | 61 | A | FIU | 9 6 | 28 | H | Old Dominion | 11 8 | | | | |
| | | | | 61 | A | FIU | 7 0 | 28 | H | Old Dominion | 1 0 | | | | |
| | | | | 102 | H | UTSA | 3 2 | | | | | | | | |
| | | | | 102 | H | UTSA | 4 9 | | | | | | | | |

Non-Div. I Games:

Middle Tenn.

| | | | | |
|-----|---|-------------|---|---|
| 102 | H | UTSA | 2 | 4 |
| 238 | H | Austin Peay | 5 | 0 |

M
i
d
d
l
e
T
e
n
n
.

M
i
d
d
l
e
T
e
n
n
.

| Average RPI Win: 147 | | WON-LOST RECORD | WINNING PCT. RANK | LAST 15 GAMES | STRENGTH OF SCHEDULE | OPP. STRENGTH OF SCHEDULE | TEAM RPI | ADJ RPI | | CONF. RPI | ADJ CONF. RPI | | | |
|----------------------|---|--------------------|----------------------|------------------|-------------------------|------------------------------|----------------|------------|--------|--------------|------------------|--------------|-------|-------|
| Average RPI Loss: 57 | | | | | | | | | | | | | | |
| DIV. I ONLY | | 27-25-0 | .51923 | 128 | 4-11-0 | 26 | 69 | 89 | .52515 | 89 | 2 | 2 | | |
| DIV. I NON-CONF. | | 18-10-0 | .64286 | 55 | 0-2-0 | 116 | 231 | 99 | .51829 | 99 | 2 | 2 | | |
| <hr/> | | | | | | | | | | | | | | |
| TOTALS | | RPI 1-25 | | RPI 26-50 | | W-L RECORDS | | RPI 51-100 | | RPI 101-150 | | RPI 150+ | | |
| 27-25-0 | | 3-9-0 | | 3-5-0 | | OVERALL | | 7-8-0 | | 1-2-0 | | 13-1-0 | | |
| 19-15-0 | | 1-4-0 | | 1-3-0 | | HOME | | 7-6-0 | | 0-1-0 | | 10-1-0 | | |
| 5-8-0 | | 2-5-0 | | 2-2-0 | | AWAY | | 0-1-0 | | 1-0-0 | | 0-0-0 | | |
| 3-2-0 | | 0-0-0 | | 0-0-0 | | NEUTRAL | | 0-1-0 | | 0-1-0 | | 3-0-0 | | |
| 18-10-0 | | 0-0-0 | | 0-2-0 | | NON-CONFERENCE | | 4-5-0 | | 1-2-0 | | 13-1-0 | | |
| 14-6-0 | | 0-0-0 | | 0-1-0 | | HOME | | 4-3-0 | | 0-1-0 | | 10-1-0 | | |
| 1-2-0 | | 0-0-0 | | 0-0- | | AWAY | | 0-1-0 | | 1-0-0 | | 0-0-0 | | |
| 3-2-0 | | 0-0-0 | | 0-0-0 | | NEUTRAL | | 0-1-0 | | 0-1-0 | | 3-0-0 | | |
| 9-15-0 | | 3-9-0 | | 3-3-0 | | CONFERENCE | | 3-3-0 | | 0-0-0 | | 0-0-0 | | |
| 5-9-0 | | 1-4-0 | | 1-2-0 | | HOME | | 3-3-0 | | 0-0-0 | | 0-0-0 | | |
| 4-6-0 | | 2-5-0 | | 2-1-0 | | AWAY | | 0-0-0 | | 0-0-0 | | 0-0-0 | | |
| 0-0-0 | | 0-0-0 | | 0-0-0 | | NEUTRAL | | 0-0-0 | | 0-0-0 | | 0-0-0 | | |
| RPI | S | Opponent | | Score | RPI | S | Opponent | | Score | RPI | S | Opponent | Score | |
| 11 | H | Texas | | 1 8 | 29 | H | West Virginia | | 5 3 | 78 | A | Oral Roberts | | 0 3 |
| 11 | H | Texas | | 2 7 | 29 | H | West Virginia | | 0 7 | 78 | H | Oral Roberts | | 0 2 |
| 11 | H | Texas | | 8 10 | 29 | H | West Virginia | | 5 9 | 79 | H | Rutgers | | 7 5 |
| 13 | A | TCU | | 2 10 | 37 | H | Dallas Baptist | | 1 9 | 79 | H | Rutgers | | 16 11 |
| 13 | A | TCU | | 1 9 | 38 | A | Kansas | | 2 1 | 79 | H | Rutgers | | 6 8 |
| 13 | A | TCU | | 7 5 | 38 | A | Kansas | | 2 1 | 87 | H | Seton Hall | | 5 7 |
| 13 | H | TCU | | 9 5 | 38 | A | Kansas | | 3 4 | 87 | H | Seton Hall | | 8 2 |
| 14 | A | Texas Tech | | 4 14 | 48 | A | UCF | | 1 4 | 87 | H | Seton Hall | | 15 6 |
| 14 | A | Texas Tech | | 5 9 | | | | | | 95 | H | Baylor | | 13 7 |
| 14 | A | Texas Tech | | 4 14 | | | | | | 95 | H | Baylor | | 5 10 |
| 24 | A | Oklahoma St. | | 12 9 | | | | | | 95 | H | Baylor | | 2 3 |
| 24 | H | Oklahoma St. | | 1 3 | | | | | | 98 | H | Kansas St. | | 11 4 |
| | | | | | | | | | | 98 | H | Kansas St. | | 0 5 |
| | | | | | | | | | | 98 | H | Kansas St. | | 11 2 |
| | | | | | | | | | | 100 | N | Ohio St. | | 3 6 |
| | | | | | | | | | | | | | | |
| | | | | | | | | | | | | | | |
| | | | | | | | | | | | | | | |
| | | | | | | | | | | | | | | |
| | | | | | | | | | | | | | | |
| | | | | | | | | | | | | | | |
| | | | | | | | | | | | | | | |
| | | | | | | | | | | | | | | |
| | | | | | | | | | | | | | | |
| | | | | | | | | | | | | | | |
| | | | | | | | | | | | | | | |
| | | | | | | | | | | | | | | |
| | | | | | | | | | | | | | | |
| | | | | | | | | | | | | | | |
| | | | | | | | | | | | | | | |
| | | | | | | | | | | | | | | |
| | | | | | | | | | | | | | | |
| | | | | | | | | | | | | | | |
| | | | | | | | | | | | | | | |
| | | | | | | | | | | | | | | |
| | | | | | | | | | | | | | | |
| | | | | | | | | | | | | | | |
| | | | | | | | | | | | | | | |
| | | | | | | | | | | | | | | |
| | | | | | | | | | | | | | | |
| | | | | | | | | | | | | | | |
| | | | | | | | | | | | | | | |
| | | | | | | | | | | | | | | |
| | | | | | | | | | | | | | | |
| | | | | | | | | | | | | | | |
| | | | | | | | | | | | | | | |
| | | | | | | | | | | | | | | |
| | | | | | | | | | | | | | | |
| | | | | | | | | | | | | | | |
| | | | | | | | | | | | | | | |
| | | | | | | | | | | | | | | |
| | | | | | | | | | | | | | | |
| | | | | | | | | | | | | | | |
| | | | | | | | | | | | | | | |
| | | | | | | | | | | | | | | |
| | | | | | | | | | | | | | | |
| | | | | | | | | | | | | | | |
| | | | | | | | | | | | | | | |

Non-Div. I Games:

Oklahoma

| | | | | |
|----|---|----------------|---|---|
| 95 | H | Baylor | 2 | 3 |
| 37 | H | Dallas Baptist | 1 | 9 |

O
k
l
a
h
o
m
a

O
k
l
a
h
o
m
a

D
a
v
i
d
s
o
n

Non-Div. I Games:

| | | | | |
|-----|---|-----------------|----|---|
| 183 | A | Appalachian St. | 15 | 9 |
| 183 | A | Appalachian St. | 12 | 0 |

| RPI | S | Opponent | Score | |
|-----|---|---------------|-------|---|
| 259 | H | UNC Asheville | 10 | 3 |
| 278 | H | N.C. A&T | 7 | 4 |
| 278 | H | N.C. A&T | 3 | 1 |

Davidson

D
a
v
i
d
s
o
n

D
a
v
i
d
s
o
n

| Average RPI Win: 177 | | WON-LOST RECORD | | WINNING PCT. RANK | | LAST 15 GAMES | | STRENGTH OF SCHEDULE | | OPP. STRENGTH OF SCHEDULE | | TEAM RPI | | ADJ RPI | | CONF. RPI | | ADJ CONF. RPI | |
|----------------------|---|-----------------|-------|-------------------|---|----------------|-------|----------------------|---|---------------------------|-------|----------|---|----------------|-------|-----------|--|---------------|--|
| DIV. I ONLY | | 30-19-0 | | .61224 67 | | 12-3-0 | | 186 | | 165 | | 91 | | .52286 91 | | 15 | | 15 | |
| DIV. I NON-CONF. | | 15-10-0 | | .6 78 | | 5-1-0 | | 195 | | 169 | | 114 | | .51235 114 | | 17 | | 16 | |
| TOTALS | | RPI 1-25 | | RPI 26-50 | | W-L RECORDS | | RPI 51-100 | | RPI 101-150 | | RPI 150+ | | | | | | | |
| 30-19-0 | | 0-0-0 | | 3-2-0 | | OVERALL | | 4-5-0 | | 2-4-0 | | 21-8-0 | | | | | | | |
| 16-6-0 | | 0-0-0 | | 2-1-0 | | HOME | | 2-1-0 | | 0-0-0 | | 12-4-0 | | | | | | | |
| 13-10-0 | | 0-0-0 | | 1-0-0 | | AWAY | | 2-3-0 | | 2-3-0 | | 8-4-0 | | | | | | | |
| 1-3-0 | | 0-0-0 | | 0-1-0 | | NEUTRAL | | 0-1-0 | | 0-1-0 | | 1-0-0 | | | | | | | |
| 15-10-0 | | 0-0-0 | | 3-2-0 | | NON-CONFERENCE | | 0-3-0 | | 0-3-0 | | 12-2-0 | | | | | | | |
| 12-1-0 | | 0-0-0 | | 2-1-0 | | HOME | | 0-0-0 | | 0-0-0 | | 10-0-0 | | | | | | | |
| 2-6-0 | | 0-0-0 | | 1-0- | | AWAY | | 0-2-0 | | 0-2-0 | | 1-2-0 | | | | | | | |
| 1-3-0 | | 0-0-0 | | 0-1-0 | | NEUTRAL | | 0-1-0 | | 0-1-0 | | 1-0-0 | | | | | | | |
| 15-9-0 | | 0-0-0 | | 0-0-0 | | CONFERENCE | | 4-2-0 | | 2-1-0 | | 9-6-0 | | | | | | | |
| 4-5-0 | | 0-0-0 | | 0-0-0 | | HOME | | 2-1-0 | | 0-0-0 | | 2-4-0 | | | | | | | |
| 11-4-0 | | 0-0-0 | | 0-0-0 | | AWAY | | 2-1-0 | | 2-1-0 | | 7-2-0 | | | | | | | |
| 0-0-0 | | 0-0-0 | | 0-0-0 | | NEUTRAL | | 0-0-0 | | 0-0-0 | | 0-0-0 | | | | | | | |
| RPI | S | Opponent | Score | RPI | S | Opponent | Score | RPI | S | Opponent | Score | RPI | S | Opponent | Score | | | | |
| | | | | 28 | N | Old Dominion | 7 8 | 51 | A | High Point | 3 1 | 119 | N | Missouri | 3 15 | | | | |
| | | | | 34 | A | Georgia Tech | 3 1 | 51 | A | High Point | 8 10 | 120 | A | VMI | 6 1 | | | | |
| | | | | 36 | H | Bryant | 7 6 | 51 | A | High Point | 8 3 | 120 | A | VMI | 8 9 | | | | |
| | | | | 36 | H | Bryant | 8 7 | 70 | H | Campbell | 10 3 | 120 | A | VMI | 5 1 | | | | |
| | | | | 36 | H | Bryant | 6 11 | 70 | H | Campbell | 4 5 | 127 | A | Virginia Tech | 1 6 | | | | |
| | | | | | | | | 70 | H | Campbell | 5 4 | 127 | A | Virginia Tech | 5 8 | | | | |
| | | | | | | | | 83 | N | VCU | 4 9 | 168 | N | Cincinnati | 6 5 | | | | |
| | | | | | | | | 85 | A | William & Mary | 6 7 | 186 | H | Coastal Caro. | 5 4 | | | | |
| | | | | | | | | 94 | A | Wake Forest | 4 5 | 186 | H | Coastal Caro. | 3 9 | | | | |
| | | | | | | | | | | | | 186 | H | Coastal Caro. | 3 8 | | | | |
| | | | | | | | | | | | | 191 | H | James Madison | 14 5 | | | | |
| | | | | | | | | | | | | 195 | A | East Tenn. St. | 4 5 | | | | |
| | | | | | | | | | | | | 195 | A | East Tenn. St. | 7 6 | | | | |
| | | | | | | | | | | | | 207 | A | Charleston So. | 10 9 | | | | |
| | | | | | | | | | | | | 207 | A | Charleston So. | 18 4 | | | | |
| | | | | | | | | | | | | 207 | A | Charleston So. | 8 2 | | | | |
| | | | | | | | | | | | | 210 | A | Winthrop | 1 0 | | | | |
| | | | | | | | | | | | | 210 | A | Winthrop | 4 7 | | | | |
| | | | | | | | | | | | | 210 | A | Winthrop | 0 6 | | | | |
| | | | | | | | | | | | | 223 | H | Longwood | 8 3 | | | | |
| | | | | | | | | | | | | 223 | H | Longwood | 2 4 | | | | |
| | | | | | | | | | | | | 223 | H | Longwood | 4 5 | | | | |
| | | | | LAST 15 GAMES | | | | | | | | | | | | | | | |
| | | | | 259 | A | UNC Asheville | 11 6 | 237 | H | Quinnipiac | 10 2 | 231 | H | Temple | 6 3 | | | | |
| | | | | 259 | A | UNC Asheville | 4 2 | 237 | H | Quinnipiac | 7 5 | 231 | H | Temple | 3 1 | | | | |
| | | | | 259 | A | UNC Asheville | 12 6 | 237 | H | Quinnipiac | 11 3 | 233 | H | Siena | 14 1 | | | | |
| | | | | 51 | A | High Point | 8 3 | | | | | 233 | H | Siena | 10 4 | | | | |
| | | | | 51 | A | High Point | 3 1 | | | | | 233 | H | Siena | 9 8 | | | | |

Non-Div. I Games:

Radford

| | | | | |
|-----|---|----------------|---|----|
| 51 | A | High Point | 8 | 10 |
| 195 | A | East Tenn. St. | 4 | 5 |

| RPI | S | Opponent | Score | |
|-----|---|---------------|-------|---|
| 237 | H | Quinnipiac | 11 | 3 |
| 237 | H | Quinnipiac | 10 | 2 |
| 237 | H | Quinnipiac | 7 | 5 |
| 259 | A | UNC Asheville | 4 | 2 |
| 259 | A | UNC Asheville | 12 | 6 |
| 259 | A | UNC Asheville | 11 | 6 |
| 278 | A | N.C. A&T | 6 | 8 |
| 278 | H | N.C. A&T | 15 | 1 |

Radford

R
a
d
f
o
r
d

R
a
d
f
o
r
d

| Average RPI Win: 147 | | WON-LOST RECORD | WINNING PCT. RANK | LAST 15 GAMES | STRENGTH OF SCHEDULE | OPP. STRENGTH OF SCHEDULE | TEAM RPI | ADJ RPI | CONF. RPI | ADJ CONF. RPI | | | | | | | | | | | | | |
|-----------------------|---|--------------------|----------------------|------------------|-------------------------|------------------------------|-------------|-------------------|--------------|------------------|----|----------|---|-----------------|---|---------------------|----|--|--|--|--|----|---|
| Average RPI Loss: 99 | | | | | | | | | | | | | | | | | | | | | | | |
| DIV. I ONLY | | 27-25-0 | .51923 | 128 | 8-7-0 | 93 | 61 | 92 | .52267 | 92 | 10 | 10 | | | | | | | | | | | |
| DIV. I NON-CONF. | | 14-11-0 | .56 | 109 | 2-1-0 | 87 | 68 | 75 | .53153 | 75 | 11 | 11 | | | | | | | | | | | |
| <hr/> | | | | | | | | | | | | | | | | | | | | | | | |
| TOTALS | | RPI 1-25 | | RPI 26-50 | | W-L RECORDS | | RPI 51-100 | | RPI 101-150 | | RPI 150+ | | | | | | | | | | | |
| 27-25-0 | | 2-6-0 | | 0-2-0 | | OVERALL | | 6-5-0 | | 3-4-0 | | 16-8-0 | | | | | | | | | | | |
| 18-7-0 | | 0-1-0 | | 0-0-0 | | HOME | | 6-3-0 | | 2-1-0 | | 10-2-0 | | | | | | | | | | | |
| 8-17-0 | | 2-5-0 | | 0-2-0 | | AWAY | | 0-1-0 | | 0-3-0 | | 6-6-0 | | | | | | | | | | | |
| 1-1-0 | | 0-0-0 | | 0-0-0 | | NEUTRAL | | 0-1-0 | | 1-0-0 | | 0-0-0 | | | | | | | | | | | |
| 14-11-0 | | 1-4-0 | | 0-2-0 | | NON-CONFERENCE | | 3-2-0 | | 1-0-0 | | 9-3-0 | | | | | | | | | | | |
| 11-2-0 | | 0-1-0 | | 0-0-0 | | HOME | | 3-0-0 | | 0-0-0 | | 8-1-0 | | | | | | | | | | | |
| 2-8-0 | | 1-3-0 | | 0-0- | | AWAY | | 0-1-0 | | 0-0-0 | | 1-2-0 | | | | | | | | | | | |
| 1-1-0 | | 0-0-0 | | 0-0-0 | | NEUTRAL | | 0-1-0 | | 1-0-0 | | 0-0-0 | | | | | | | | | | | |
| 13-14-0 | | 1-2-0 | | 0-0-0 | | CONFERENCE | | 3-3-0 | | 2-4-0 | | 7-5-0 | | | | | | | | | | | |
| 7-5-0 | | 0-0-0 | | 0-0-0 | | HOME | | 3-3-0 | | 2-1-0 | | 2-1-0 | | | | | | | | | | | |
| 6-9-0 | | 1-2-0 | | 0-0-0 | | AWAY | | 0-0-0 | | 0-3-0 | | 5-4-0 | | | | | | | | | | | |
| 0-0-0 | | 0-0-0 | | 0-0-0 | | NEUTRAL | | 0-0-0 | | 0-0-0 | | 0-0-0 | | | | | | | | | | | |
| RPI | S | Opponent | | Score | | RPI | S | Opponent | | Score | | RPI | S | Opponent | | Score | | | | | | | |
| 5 | A | Indiana | | 0 | 1 | 45 | A | Georgia | | 6 | 8 | 54 | H | Illinois | | 5 | 3 | | | | | | |
| 7 | A | Vanderbilt | | 3 | 2 | 45 | A | Georgia | | 7 | 26 | 54 | H | Illinois | | 4 | 3 | | | | | | |
| 9 | A | La.-Lafayette | | 14 | 3 | | | | | | | 54 | H | Illinois | | 1 | 0 | | | | | | |
| 9 | A | La.-Lafayette | | 4 | 7 | | | | | | | 60 | H | Arkansas St. | | 8 | 6 | | | | | | |
| 9 | A | La.-Lafayette | | 9 | 10 | | | | | | | 60 | H | Arkansas St. | | 9 | 6 | | | | | | |
| 18 | A | Louisville | | 1 | 3 | | | | | | | 60 | H | Arkansas St. | | 5 | 7 | | | | | | |
| 18 | H | Louisville | | 3 | 5 | | | | | | | 71 | A | East Carolina | | 1 | 2 | | | | | | |
| 19 | A | Kentucky | | 3 | 10 | | | | | | | 81 | H | Texas St. | | 5 | 7 | | | | | | |
| | | | | | | | | | | | | 81 | H | Texas St. | | 4 | 13 | | | | | | |
| | | | | | | | | | | | | 81 | H | Texas St. | | 4 | 1 | | | | | | |
| | | | | | | | | | | | | 100 | N | Ohio St. | | 4 | 5 | | | | | | |
| | | | | | | | | | | | | 113 | A | Texas-Arlington | | 5 | 8 | | | | | | |
| | | | | | | | | | | | | 113 | A | Texas-Arlington | | 3 | 5 | | | | | | |
| | | | | | | | | | | | | 113 | A | Texas-Arlington | | 3 | 5 | | | | | | |
| | | | | | | | | | | | | 129 | N | Pittsburgh | | 3 | 2 | | | | | | |
| | | | | | | | | | | | | 137 | H | South Ala. | | 10 | 13 | | | | | | |
| | | | | | | | | | | | | 137 | H | South Ala. | | 6 | 3 | | | | | | |
| | | | | | | | | | | | | 137 | H | South Ala. | | 7 | 2 | | | | | | |
| | | | | | | | | | | | | 156 | H | UALR | | 4 | 1 | | | | | | |
| | | | | | | | | | | | | 156 | H | UALR | | 8 | 0 | | | | | | |
| | | | | | | | | | | | | 156 | H | UALR | | 5 | 7 | | | | | | |
| | | | | | | | | | | | | 167 | A | La.-Monroe | | 4 | 5 | | | | | | |
| | | | | | | | | | | | | 167 | A | La.-Monroe | | 4 | 3 | | | | | | |
| | | | | | | | | | | | | 167 | A | La.-Monroe | | 11 | 2 | | | | | | |
| | | | | | | | | | | | | 172 | A | Lipscomb | | 2 | 10 | | | | | | |
| | | | | | | | | | | | | 172 | H | Lipscomb | | 3 | 2 | | | | | | |
| | | | | | | | | | | | | 173 | A | Georgia St. | | 4 | 3 | | | | | | |
| | | | | | | | | | | | | 173 | A | Georgia St. | | 6 | 5 | | | | | | |
| | | | | | | | | | | | | 173 | A | Georgia St. | | 5 | 6 | | | | | | |
| | | | | | | | | | | | | 182 | A | Troy | | 5 | 10 | | | | | | |
| | | | | | | | | | | | | 182 | A | Troy | | 5 | 4 | | | | | | |
| | | | | | | | | | | | | 182 | A | Troy | | 6 | 11 | | | | | | |
| | | | | | | | | | | | | 193 | H | Southern Ill. | | 2 | 3 | | | | | | |
| | | | | | | | | | | | | 193 | H | Southern Ill. | | 6 | 4 | | | | | | |
| | | | | | | | | | | | | 193 | H | Southern Ill. | | 6 | 1 | | | | | | |
| | | | | | | | | | | | | 201 | A | Belmont | | 3 | 7 | | | | | | |
| | | | | | | | | | | | | 201 | H | Belmont | | 13 | 3 | | | | | | |
| | | | | | | | | | | | | 238 | A | Austin Peay | | 6 | 5 | | | | | | |
| LAST 15 GAMES | | | | | | | | | | | | | | | | | | | | | | | |
| 113 A Texas-Arlington | | | | | | 3 | 5 | 238 A Austin Peay | | | | | | 6 | 5 | 193 H Southern Ill. | | | | | | 6 | 4 |
| 113 A Texas-Arlington | | | | | | 5 | 8 | 156 H UALR | | | | | | 4 | 1 | 193 H Southern Ill. | | | | | | 6 | 1 |
| 113 A Texas-Arlington | | | | | | 3 | 5 | 156 H UALR | | | | | | 5 | 7 | 201 A Belmont | | | | | | 3 | 7 |
| 167 A La.-Monroe | | | | | | 4 | 5 | | | | | | | | | 201 H Belmont | | | | | | 13 | 3 |
| 167 A La.-Monroe | | | | | | 11 | 2 | | | | | | | | | 238 A Austin Peay | | | | | | 6 | 5 |

Non-Div. I Games:

Western Ky.

Western Ky.

| | | | | |
|-----|---|------------|----|---|
| 167 | A | La.-Monroe | 4 | 3 |
| 201 | H | Belmont | 13 | 3 |

Through Games Of May 11, 2014

| RPI | S | Opponent | Score | |
|-----|---|---------------|-------|---|
| 238 | H | Austin Peay | 5 | 2 |
| 259 | H | UNC Asheville | 6 | 4 |
| 259 | H | UNC Asheville | 13 | 2 |
| 259 | H | UNC Asheville | 8 | 5 |

Western Ky.

W
e
s
t
e
r
n
K
y
.

W
e
s
t
e
r
n
K
y
.

| Average RPI Win: 129 | | WON-LOST | WINNING | LAST 15 | STRENGTH OF | | OPP. STRENGTH | TEAM | ADJ | | CONF. | ADJ CONF. |
|----------------------|------------|----------|---------------|--------------|----------------|-------|----------------|-------|-------------|-----------------|----------|-----------|
| Average RPI Loss: 99 | | RECORD | PCT. RANK | GAMES | SCHEDULE | | OF SCHEDULE | RPI | RPI | | RPI | RPI |
| DIV. I ONLY | | 25-24-0 | .5102 | 134 | 6-9-0 | | 58 | 70 | 93 | | 8 | 8 |
| DIV. I NON-CONF. | | 13-9-0 | .59091 | 88 | 1-4-0 | | 42 | 146 | 71 | | 9 | 8 |
| TOTALS | | RPI 1-25 | RPI 26-50 | | W-L RECORDS | | RPI 51-100 | | RPI 101-150 | | RPI 150+ | |
| 25-24-0 | | 2-5-0 | 3-2-0 | | OVERALL | | 4-7-0 | | 5-3-0 | | 11-7-0 | |
| 15-13-0 | | 0-1-0 | 0-1-0 | | HOME | | 2-5-0 | | 4-1-0 | | 9-5-0 | |
| 10-11-0 | | 2-4-0 | 3-1-0 | | AWAY | | 2-2-0 | | 1-2-0 | | 2-2-0 | |
| 0-0-0 | | 0-0-0 | 0-0-0 | | NEUTRAL | | 0-0-0 | | 0-0-0 | | 0-0-0 | |
| 13-9-0 | | 2-2-0 | 1-1-0 | | NON-CONFERENCE | | 0-2-0 | | 4-1-0 | | 6-3-0 | |
| 9-7-0 | | 0-1-0 | 0-1-0 | | HOME | | 0-1-0 | | 4-1-0 | | 5-3-0 | |
| 4-2-0 | | 2-1-0 | 1-0- | | AWAY | | 0-1-0 | | 0-0-0 | | 1-0-0 | |
| 0-0-0 | | 0-0-0 | 0-0-0 | | NEUTRAL | | 0-0-0 | | 0-0-0 | | 0-0-0 | |
| 12-15-0 | | 0-3-0 | 2-1-0 | | CONFERENCE | | 4-5-0 | | 1-2-0 | | 5-4-0 | |
| 6-6-0 | | 0-0-0 | 0-0-0 | | HOME | | 2-4-0 | | 0-0-0 | | 4-2-0 | |
| 6-9-0 | | 0-3-0 | 2-1-0 | | AWAY | | 2-1-0 | | 1-2-0 | | 1-2-0 | |
| 0-0-0 | | 0-0-0 | 0-0-0 | | NEUTRAL | | 0-0-0 | | 0-0-0 | | 0-0-0 | |
| RPI S | Opponent | Score | RPI S | Opponent | Score | RPI S | Opponent | Score | RPI S | Opponent | Score | |
| 3 A | Florida | 5 4 | 28 A | Old Dominion | 9 4 | 61 A | FIU | 13 5 | 102 A | UTSA | 0 6 | |
| 6 A | Rice | 1 14 | 28 A | Old Dominion | 8 7 | 61 A | FIU | 6 1 | 102 A | UTSA | 3 0 | |
| 6 A | Rice | 0 2 | 28 A | Old Dominion | 1 12 | 61 A | FIU | 0 6 | 102 A | UTSA | 4 6 | |
| 6 A | Rice | 2 3 | 48 A | UCF | 1 0 | 67 H | Southern Miss. | 3 1 | 114 H | St. John's (NY) | 5 4 | |
| 10 A | Miami (FL) | 5 2 | 48 H | UCF | 1 4 | 67 H | Southern Miss. | 2 5 | 114 H | St. John's (NY) | 3 4 | |
| 10 A | Miami (FL) | 1 2 | | | | 67 H | Southern Miss. | 0 2 | 114 H | St. John's (NY) | 11 1 | |
| 10 H | Miami (FL) | 9 10 | | | | 71 H | East Carolina | 4 6 | 149 H | Boston College | 6 2 | |
| | | | | | | 71 H | East Carolina | 1 2 | 149 H | Boston College | 3 2 | |
| | | | | | | 71 H | East Carolina | 4 3 | 163 H | Charlotte | 8 0 | |
| | | | | | | 74 A | FGCU | 0 1 | 163 H | Charlotte | 1 11 | |
| | | | | | | 74 H | FGCU | 2 3 | 163 H | Charlotte | 3 2 | |
| | | | | | | | | | 164 A | North Florida | 2 1 | |
| | | | | | | | | | 194 H | Notre Dame | 13 3 | |
| | | | | | | | | | 194 H | Notre Dame | 2 9 | |
| | | | | | | | | | 194 H | Notre Dame | 16 6 | |
| | | | | | | | | | 203 H | Monmouth | 1 5 | |
| | | | | | | | | | 203 H | Monmouth | 6 5 | |
| | | | | | | | | | 203 H | Monmouth | 4 0 | |
| | | | | | | | | | 214 A | Marshall | 0 5 | |
| | | | | | | | | | 214 A | Marshall | 3 7 | |
| | | | | | | | | | 214 A | Marshall | 17 3 | |
| | | | | | | | | | 230 H | Maine | 2 3 | |
| | | | | | | | | | 230 H | Maine | 15 6 | |
| | | | | | | | | | 240 H | Louisiana Tech | 2 3 | |
| | | | | | | | | | 240 H | Louisiana Tech | 3 2 | |
| | | | | | | | | | 240 H | Louisiana Tech | 3 1 | |
| | | | LAST 15 GAMES | | | 48 H | UCF | 1 4 | 71 H | East Carolina | 4 6 | |
| | | | | | | 48 A | UCF | 1 0 | 71 H | East Carolina | 4 3 | |
| | | | | | | 28 A | Old Dominion | 1 12 | 10 H | Miami (FL) | 9 10 | |
| | | | | | | 28 A | Old Dominion | 8 7 | | | | |
| | | | | | | 28 A | Old Dominion | 9 4 | | | | |

Non-Div. I Games:

Fla. Atlantic

| | | | | |
|----|---|---------------|---|---|
| 74 | H | FGCU | 2 | 3 |
| 71 | H | East Carolina | 1 | 2 |

F
l
a
.
A
t
l
a
n
t
i
c

F
l
a
.
A
t
l
a
n
t
i
c

| Average RPI Win: | | 120 | WON-LOST RECORD | | WINNING PCT. RANK | LAST 15 GAMES | | STRENGTH OF SCHEDULE | | OPP. STRENGTH OF SCHEDULE | TEAM RPI | ADJ RPI | CONF. RPI | ADJ CONF. RPI | | | |
|------------------|---|-------------|-----------------|-----------|-------------------|----------------|---|----------------------|--|---------------------------|----------|----------|-----------|--------------------|---|-------|----|
| DIV. I ONLY | | | 26-24-0 | | .52 | 127 | | 73 | | 40 | 94 | .52203 | 94 | 3 | 3 | | |
| DIV. I NON-CONF. | | | 14-10-0 | | .58333 | 92 | | 177 | | 112 | 141 | .50461 | 140 | 4 | 4 | | |
| TOTALS | | RPI 1-25 | | RPI 26-50 | | W-L RECORDS | | RPI 51-100 | | RPI 101-150 | | RPI 150+ | | | | | |
| 26-24-0 | | 1-2-0 | | 6-6-0 | | OVERALL | | 4-8-0 | | 6-2-0 | | 9-6-0 | | | | | |
| 16-12-0 | | 1-2-0 | | 3-3-0 | | HOME | | 3-3-0 | | 3-1-0 | | 6-3-0 | | | | | |
| 9-11-0 | | 0-0-0 | | 3-3-0 | | AWAY | | 0-4-0 | | 3-1-0 | | 3-3-0 | | | | | |
| 1-1-0 | | 0-0-0 | | 0-0-0 | | NEUTRAL | | 1-1-0 | | 0-0-0 | | 0-0-0 | | | | | |
| 14-10-0 | | 0-0-0 | | 0-0-0 | | NON-CONFERENCE | | 4-3-0 | | 4-1-0 | | 6-6-0 | | | | | |
| 12-4-0 | | 0-0-0 | | 0-0-0 | | HOME | | 3-0-0 | | 3-1-0 | | 6-3-0 | | | | | |
| 1-5-0 | | 0-0-0 | | 0-0- | | AWAY | | 0-2-0 | | 1-0-0 | | 0-3-0 | | | | | |
| 1-1-0 | | 0-0-0 | | 0-0-0 | | NEUTRAL | | 1-1-0 | | 0-0-0 | | 0-0-0 | | | | | |
| 12-14-0 | | 1-2-0 | | 6-6-0 | | CONFERENCE | | 0-5-0 | | 2-1-0 | | 3-0-0 | | | | | |
| 4-8-0 | | 1-2-0 | | 3-3-0 | | HOME | | 0-3-0 | | 0-0-0 | | 0-0-0 | | | | | |
| 8-6-0 | | 0-0-0 | | 3-3-0 | | AWAY | | 0-2-0 | | 2-1-0 | | 3-0-0 | | | | | |
| 0-0-0 | | 0-0-0 | | 0-0-0 | | NEUTRAL | | 0-0-0 | | 0-0-0 | | 0-0-0 | | | | | |
| RPI | S | Opponent | | Score | | RPI | S | Opponent | | Score | | RPI | S | Opponent | | Score | |
| 2 | H | Florida St. | | 1 | 7 | 31 | H | Maryland | | 5 | 2 | 51 | A | High Point | | 1 | 5 |
| 2 | H | Florida St. | | 5 | 2 | 31 | H | Maryland | | 6 | 4 | 51 | H | High Point | | 10 | 6 |
| 2 | H | Florida St. | | 3 | 4 | 31 | H | Maryland | | 3 | 11 | 57 | N | Western Caro. | | 2 | 3 |
| | | | | | | 34 | A | Georgia Tech | | 1 | 5 | 59 | A | North Carolina St. | | 1 | 9 |
| | | | | | | 34 | A | Georgia Tech | | 9 | 2 | 59 | A | North Carolina St. | | 2 | 10 |
| | | | | | | 34 | A | Georgia Tech | | 12 | 8 | 71 | N | East Carolina | | 5 | 4 |
| | | | | | | 46 | H | Clemson | | 6 | 16 | 84 | H | Duke | | 2 | 5 |
| | | | | | | 46 | H | Clemson | | 4 | 3 | 84 | H | Duke | | 6 | 8 |
| | | | | | | 46 | H | Clemson | | 4 | 7 | 84 | H | Duke | | 5 | 6 |
| | | | | | | 47 | A | North Carolina | | 0 | 9 | 90 | A | Davidson | | 6 | 7 |
| | | | | | | 47 | A | North Carolina | | 3 | 4 | 90 | H | Davidson | | 4 | 3 |
| | | | | | | 47 | A | North Carolina | | 6 | 5 | 91 | H | Radford | | 5 | 4 |
| LAST 15 GAMES | | | | | | | | | | | | | | | | | |
| | | | | | | 59 | A | North Carolina St. | | 2 | 10 | 163 | H | Charlotte | | 8 | 3 |
| | | | | | | 59 | A | North Carolina St. | | 1 | 9 | 2 | H | Florida St. | | 5 | 2 |
| | | | | | | 57 | N | Western Caro. | | 2 | 3 | 2 | H | Florida St. | | 3 | 4 |
| | | | | | | 84 | H | Duke | | 6 | 8 | | | | | | |
| | | | | | | 84 | H | Duke | | 5 | 6 | | | | | | |

Non-Div. I Games:

Wake Forest

| | | | | |
|-----|---|-----------|---|----|
| 84 | H | Duke | 2 | 5 |
| 163 | A | Charlotte | 4 | 12 |

W
a
k
e
F
o
r
e
s
t

W
a
k
e
F
o
r
e
s
t

| | | | | | | | | | | | |
|------------------|--------------|--------------------|----------------------|--------------------|-------------------------|------------------------------|-------------------|------------|--------------|--------------------|-------|
| Average RPI Win: | 126 | WON-LOST RECORD | WINNING PCT. RANK | LAST 15 GAMES | STRENGTH OF SCHEDULE | OPP. STRENGTH OF SCHEDULE | TEAM RPI | ADJ RPI | CONF. RPI | ADJ CONF. RPI | |
| DIV. I ONLY | | 22-27-0 | .44898 186 | 6-9-0 | 21 | 21 | 95 | .5219 95 | 2 | 2 | |
| DIV. I NON-CONF. | | 15-14-0 | .51724 142 | 3-3-0 | 84 | 36 | 111 | .5144 111 | 2 | 2 | |
| <hr/> | | | | | | | | | | | |
| TOTALS | RPI 1-25 | RPI 26-50 | | W-L RECORDS | RPI 51-100 | | RPI 101-150 | | RPI 150+ | | |
| 22-27-0 | 4-6-0 | 2-11-0 | | OVERALL | 6-9-0 | | 2-1-0 | | 8-0-0 | | |
| 18-8-0 | 4-2-0 | 1-5-0 | | HOME | 3-1-0 | | 2-0-0 | | 8-0-0 | | |
| 4-16-0 | 0-4-0 | 1-6-0 | | AWAY | 3-5-0 | | 0-1-0 | | 0-0-0 | | |
| 0-3-0 | 0-0-0 | 0-0-0 | | NEUTRAL | 0-3-0 | | 0-0-0 | | 0-0-0 | | |
| 15-14-0 | 0-1-0 | 2-6-0 | | NON-CONFERENCE | 3-6-0 | | 2-1-0 | | 8-0-0 | | |
| 14-3-0 | 0-0-0 | 1-2-0 | | HOME | 3-1-0 | | 2-0-0 | | 8-0-0 | | |
| 1-8-0 | 0-1-0 | 1-0- | | AWAY | 0-2-0 | | 0-1-0 | | 0-0-0 | | |
| 0-3-0 | 0-0-0 | 0-0-0 | | NEUTRAL | 0-3-0 | | 0-0-0 | | 0-0-0 | | |
| 7-13-0 | 4-5-0 | 0-5-0 | | CONFERENCE | 3-3-0 | | 0-0-0 | | 0-0-0 | | |
| 4-5-0 | 4-2-0 | 0-3-0 | | HOME | 0-0-0 | | 0-0-0 | | 0-0-0 | | |
| 3-8-0 | 0-3-0 | 0-2-0 | | AWAY | 3-3-0 | | 0-0-0 | | 0-0-0 | | |
| 0-0-0 | 0-0-0 | 0-0-0 | | NEUTRAL | 0-0-0 | | 0-0-0 | | 0-0-0 | | |
| RPI S | Opponent | Score | RPI S | Opponent | Score | RPI S | Opponent | Score | RPI S | Opponent | Score |
| 8 A | Houston | 2 7 | 29 A | West Virginia | 1 4 | 65 A | San Diego | 0 8 | 108 H | A&M-Corpus Christi | 8 4 |
| 11 A | Texas | 3 6 | 29 A | West Virginia | 7 8 | 66 N | California | 3 5 | 113 A | Texas-Arlington | 3 14 |
| 11 A | Texas | 4 5 | 33 A | Sam Houston St. | 3 4 | 66 N | California | 5 8 | 113 H | Texas-Arlington | 5 2 |
| 11 A | Texas | 0 4 | 33 H | Sam Houston St. | 2 4 | 81 A | Texas St. | 0 2 | 162 H | Lamar | 3 2 |
| 14 H | Texas Tech | 2 1 | 37 A | Dallas Baptist | 8 12 | 81 H | Texas St. | 4 3 | 174 H | Houston Baptist | 9 3 |
| 14 H | Texas Tech | 1 7 | 37 H | Dallas Baptist | 7 4 | 86 H | Cal St. Fullerton | 5 4 | 238 H | Austin Peay | 15 1 |
| 14 H | Texas Tech | 1 0 | 37 H | Dallas Baptist | 3 6 | 86 H | Cal St. Fullerton | 0 11 | 238 H | Austin Peay | 5 2 |
| 24 H | Oklahoma St. | 1 4 | 38 H | Kansas | 0 1 | 86 H | Cal St. Fullerton | 1 0 | 238 H | Austin Peay | 12 1 |
| 24 H | Oklahoma St. | 4 1 | 38 H | Kansas | 2 10 | 89 A | Oklahoma | 3 2 | 268 H | Incarnate Word | 5 2 |
| 24 H | Oklahoma St. | 4 1 | 38 H | Kansas | 5 8 | 89 A | Oklahoma | 10 5 | 268 H | Incarnate Word | 4 3 |
| | | | 41 A | Arizona St. | 4 7 | 89 A | Oklahoma | 7 13 | 276 H | Texas Southern | 1 0 |
| | | | 41 A | Arizona St. | 9 7 | 97 N | UNC Wilmington | 3 5 | | | |
| | | | 41 A | Arizona St. | 1 12 | 98 A | Kansas St. | 4 6 | | | |
| | | | | | | 98 A | Kansas St. | 2 8 | | | |
| | | | | | | 98 A | Kansas St. | 3 1 | | | |
| LAST 15 GAMES | | | | | | | | | | | |
| | | | 89 A | Oklahoma | 10 5 | 38 H | Kansas | 0 1 | | | |
| | | | 89 A | Oklahoma | 7 13 | 81 A | Texas St. | 0 2 | | | |
| | | | 89 A | Oklahoma | 3 2 | 81 H | Texas St. | 4 3 | | | |
| | | | 108 H | A&M-Corpus Christi | 8 4 | | | | | | |
| | | | 33 H | Sam Houston St. | 2 4 | | | | | | |

Non-Div. I Games:

Baylor

| | | |
|-------------|---|----|
| 38 H Kansas | 5 | 8 |
| 38 H Kansas | 2 | 10 |

B
a
y
l
o
r

B
a
y
l
o
r

| Average RPI Win: 166 | | WON-LOST | WINNING | LAST 15 | STRENGTH OF | | OPP. STRENGTH | TEAM | ADJ | | CONF. | ADJ CONF. | | | | | |
|-----------------------|---|------------|-----------|-----------|-------------|----------------|---------------|------------|-----|-------------|-------|-----------|---|--------------|--|-------|----|
| Average RPI Loss: 124 | | RECORD | PCT. RANK | GAMES | SCHEDULE | | OF SCHEDULE | RPI | RPI | | RPI | RPI | | | | | |
| DIV. I ONLY | | 26-25-0 | .5098 | 136 | 10-5-0 | | 66 | 222 | 96 | | 20 | 20 | | | | | |
| DIV. I NON-CONF. | | 11-16-0 | .40741 | 211 | 1-3-0 | | 18 | 176 | 84 | | 18 | 17 | | | | | |
| <hr/> | | | | | | | | | | | | | | | | | |
| TOTALS | | RPI 1-25 | | RPI 26-50 | | W-L RECORDS | | RPI 51-100 | | RPI 101-150 | | RPI 150+ | | | | | |
| 26-25-0 | | 1-3-0 | | 0-0-0 | | OVERALL | | 5-5-0 | | 4-9-0 | | 16-8-0 | | | | | |
| 12-9-0 | | 0-1-0 | | 0-0-0 | | HOME | | 1-0-0 | | 3-2-0 | | 8-6-0 | | | | | |
| 13-16-0 | | 1-2-0 | | 0-0-0 | | AWAY | | 3-5-0 | | 1-7-0 | | 8-2-0 | | | | | |
| 1-0-0 | | 0-0-0 | | 0-0-0 | | NEUTRAL | | 1-0-0 | | 0-0-0 | | 0-0-0 | | | | | |
| <hr/> | | | | | | | | | | | | | | | | | |
| 11-16-0 | | 1-3-0 | | 0-0-0 | | NON-CONFERENCE | | 5-5-0 | | 1-3-0 | | 4-5-0 | | | | | |
| 4-5-0 | | 0-1-0 | | 0-0-0 | | HOME | | 1-0-0 | | 1-1-0 | | 2-3-0 | | | | | |
| 6-11-0 | | 1-2-0 | | 0-0- | | AWAY | | 3-5-0 | | 0-2-0 | | 2-2-0 | | | | | |
| 1-0-0 | | 0-0-0 | | 0-0-0 | | NEUTRAL | | 1-0-0 | | 0-0-0 | | 0-0-0 | | | | | |
| <hr/> | | | | | | | | | | | | | | | | | |
| 15-9-0 | | 0-0-0 | | 0-0-0 | | CONFERENCE | | 0-0-0 | | 3-6-0 | | 12-3-0 | | | | | |
| 8-4-0 | | 0-0-0 | | 0-0-0 | | HOME | | 0-0-0 | | 2-1-0 | | 6-3-0 | | | | | |
| 7-5-0 | | 0-0-0 | | 0-0-0 | | AWAY | | 0-0-0 | | 1-5-0 | | 6-0-0 | | | | | |
| 0-0-0 | | 0-0-0 | | 0-0-0 | | NEUTRAL | | 0-0-0 | | 0-0-0 | | 0-0-0 | | | | | |
| <hr/> | | | | | | | | | | | | | | | | | |
| RPI | S | Opponent | | Score | | RPI | S | Opponent | | Score | | RPI | S | Opponent | | Score | |
| 5 | H | Indiana | | 1 | 16 | | | | | | | 60 | A | Arkansas St. | | 8 | 18 |
| 18 | A | Louisville | | 0 | 9 | | | | | | | 60 | A | Arkansas St. | | 3 | 13 |
| 18 | A | Louisville | | 6 | 4 | | | | | | | 60 | A | Arkansas St. | | 0 | 3 |
| 18 | A | Louisville | | 1 | 10 | | | | | | | 76 | H | Canisius | | 20 | 11 |
| | | | | | | | | | | | | 76 | N | Canisius | | 7 | 4 |
| | | | | | | | | | | | | 88 | A | Middle Tenn. | | 3 | 4 |
| | | | | | | | | | | | | 90 | A | Davidson | | 6 | 13 |
| | | | | | | | | | | | | 90 | A | Davidson | | 14 | 11 |
| | | | | | | | | | | | | 90 | A | Davidson | | 6 | 0 |
| | | | | | | | | | | | | 100 | A | Ohio St. | | 3 | 1 |
| | | | | | | | | | | | | | | | | | |
| | | | | | | | | | | | | | | | | | |
| | | | | | | | | | | | | | | | | | |
| | | | | | | | | | | | | | | | | | |
| | | | | | | | | | | | | | | | | | |
| | | | | | | | | | | | | | | | | | |
| | | | | | | | | | | | | | | | | | |
| | | | | | | | | | | | | | | | | | |
| | | | | | | | | | | | | | | | | | |
| | | | | | | | | | | | | | | | | | |
| | | | | | | | | | | | | | | | | | |
| | | | | | | | | | | | | | | | | | |
| | | | | | | | | | | | | | | | | | |
| | | | | | | | | | | | | | | | | | |
| | | | | | | | | | | | | | | | | | |
| | | | | | | | | | | | | | | | | | |
| | | | | | | | | | | | | | | | | | |
| | | | | | | | | | | | | | | | | | |
| | | | | | | | | | | | | | | | | | |
| | | | | | | | | | | | | | | | | | |
| | | | | | | | | | | | | | | | | | |
| | | | | | | | | | | | | | | | | | |
| | | | | | | | | | | | | | | | | | |
| | | | | | | | | | | | | | | | | | |
| | | | | | | | | | | | | | | | | | |
| | | | | | | | | | | | | | | | | | |
| | | | | | | | | | | | | | | | | | |
| | | | | | | | | | | | | | | | | | |
| | | | | | | | | | | | | | | | | | |
| | | | | | | | | | | | | | | | | | |
| | | | | | | | | | | | | | | | | | |
| | | | | | | | | | | | | | | | | | |
| | | | | | | | | | | | | | | | | | |
| | | | | | | | | | | | | | | | | | |
| | | | | | | | | | | | | | | | | | |
| | | | | | | | | | | | | | | | | | |
| | | | | | | | | | | | | | | | | | |
| | | | | | | | | | | | | | | | | | |
| | | | | | | | | | | | | | | | | | |
| | | | | | | | | | | | | | | | | | |

Non-Div. I Games:

Miami (OH)

| | | | | |
|-----|---|---------------|---|---|
| 138 | H | Bowling Green | 3 | 1 |
| 138 | H | Bowling Green | 5 | 4 |

| RPI | S | Opponent | Score | |
|-----|---|---------------|-------|----|
| 201 | A | Belmont | 8 | 9 |
| 209 | H | Western Mich. | 7 | 6 |
| 209 | H | Western Mich. | 1 | 2 |
| 209 | H | Western Mich. | 11 | 3 |
| 216 | H | Dayton | 2 | 10 |
| 216 | H | Dayton | 8 | 4 |
| 252 | H | Northern Ky. | 7 | 6 |
| 273 | A | Eastern Mich. | 3 | 1 |
| 273 | A | Eastern Mich. | 8 | 2 |
| 273 | A | Eastern Mich. | 9 | 7 |

| | | | | | | | | | | | | |
|-------------------|-------------|-----------|---------------|--------------------|-------------|---------------|--------------------|-------------|--------|----------------|-------|----|
| Average RPI Win: | 141 | WON-LOST | WINNING | LAST 15 | STRENGTH OF | OPP. STRENGTH | TEAM | ADJ | CONF. | ADJ CONF. | | |
| Average RPI Loss: | 90 | RECORD | PCT. RANK | GAMES | SCHEDULE | OF SCHEDULE | RPI | RPI | RPI | RPI | | |
| DIV. I ONLY | | 25-24-0 | .5102 | 134 | 8-7-0 | 36 | 106 | 97 | .5213 | 97 | 13 | 13 |
| DIV. I NON-CONF. | | 17-16-0 | .51515 | 147 | 3-3-0 | 25 | 56 | 82 | .52676 | 82 | 13 | 13 |
| <hr/> | | | | | | | | | | | | |
| TOTALS | RPI 1-25 | RPI 26-50 | | W-L RECORDS | | RPI 51-100 | | RPI 101-150 | | RPI 150+ | | |
| 25-24-0 | 2-5-0 | 2-3-0 | | OVERALL | | 6-9-0 | | 4-1-0 | | 11-6-0 | | |
| 18-12-0 | 2-5-0 | 2-1-0 | | HOME | | 4-4-0 | | 4-0-0 | | 6-2-0 | | |
| 6-12-0 | 0-0-0 | 0-2-0 | | AWAY | | 1-5-0 | | 0-1-0 | | 5-4-0 | | |
| 1-0-0 | 0-0-0 | 0-0-0 | | NEUTRAL | | 1-0-0 | | 0-0-0 | | 0-0-0 | | |
| 17-16-0 | 2-5-0 | 2-3-0 | | NON-CONFERENCE | | 3-6-0 | | 2-1-0 | | 8-1-0 | | |
| 13-9-0 | 2-5-0 | 2-1-0 | | HOME | | 2-3-0 | | 2-0-0 | | 5-0-0 | | |
| 3-7-0 | 0-0-0 | 0-0- | | AWAY | | 0-3-0 | | 0-1-0 | | 3-1-0 | | |
| 1-0-0 | 0-0-0 | 0-0-0 | | NEUTRAL | | 1-0-0 | | 0-0-0 | | 0-0-0 | | |
| 8-8-0 | 0-0-0 | 0-0-0 | | CONFERENCE | | 3-3-0 | | 2-0-0 | | 3-5-0 | | |
| 5-3-0 | 0-0-0 | 0-0-0 | | HOME | | 2-1-0 | | 2-0-0 | | 1-2-0 | | |
| 3-5-0 | 0-0-0 | 0-0-0 | | AWAY | | 1-2-0 | | 0-0-0 | | 2-3-0 | | |
| 0-0-0 | 0-0-0 | 0-0-0 | | NEUTRAL | | 0-0-0 | | 0-0-0 | | 0-0-0 | | |
| RPI S | Opponent | Score | RPI S | Opponent | Score | RPI S | Opponent | Score | RPI S | Opponent | Score | |
| 1 H | Virginia | 2 7 | 29 H | West Virginia | 3 9 | 59 A | North Carolina St. | 2 10 | 120 H | VMI | 5 3 | |
| 17 H | Indiana St. | 1 6 | 29 H | West Virginia | 13 10 | 59 H | North Carolina St. | 2 11 | 136 H | Towson | 11 8 | |
| 17 H | Indiana St. | 5 11 | 29 H | West Virginia | 2 1 | 65 A | San Diego | 2 5 | 136 H | Towson | 11 2 | |
| 17 H | Indiana St. | 3 2 | 40 A | Pepperdine | 1 2 | 70 H | Campbell | 3 0 | 145 A | Elon | 2 3 | |
| 19 H | Kentucky | 4 10 | 47 A | North Carolina | 4 9 | 71 A | East Carolina | 5 8 | 145 H | Elon | 10 7 | |
| 22 H | Liberty | 6 14 | | | | 73 H | Col. of Charleston | 5 0 | 153 A | Delaware | 3 7 | |
| 22 H | Liberty | 11 0 | | | | 73 H | Col. of Charleston | 4 7 | 153 A | Delaware | 5 1 | |
| | | | | | | 73 H | Col. of Charleston | 3 2 | 153 A | Delaware | 3 4 | |
| | | | | | | 83 H | VCU | 8 14 | 186 A | Coastal Caro. | 7 3 | |
| | | | | | | 83 H | VCU | 2 4 | 186 H | Coastal Caro. | 5 4 | |
| | | | | | | 83 H | VCU | 4 2 | 190 H | UNC Greensboro | 5 2 | |
| | | | | | | 85 A | William & Mary | 2 10 | 191 A | James Madison | 6 4 | |
| | | | | | | 85 A | William & Mary | 8 2 | 191 A | James Madison | 5 6 | |
| | | | | | | 85 A | William & Mary | 2 14 | 202 A | Citadel | 0 1 | |
| | | | | | | 95 N | Baylor | 5 3 | 202 A | Citadel | 2 0 | |
| | | | | | | | | | 202 H | Citadel | 9 3 | |
| | | | | | | | | | 229 H | Hofstra | 1 3 | |
| | | | | | | | | | 229 H | Hofstra | 5 11 | |
| | | | | | | | | | 229 H | Hofstra | 9 2 | |
| | | | | | | | | | 290 A | N.C. Central | 9 0 | |
| | | | | | | | | | 292 H | Ohio | 9 1 | |
| | | | | | | | | | 292 H | Ohio | 6 3 | |
| | | | LAST 15 GAMES | | | | | | | | | |
| | | | 202 H | Citadel | 9 3 | 153 A | Delaware | 3 7 | | | | |
| | | | 202 A | Citadel | 2 0 | 153 A | Delaware | 5 1 | | | | |
| | | | 202 A | Citadel | 0 1 | 59 A | North Carolina St. | 2 10 | | | | |
| | | | 73 H | Col. of Charleston | 4 7 | | | | | | | |
| | | | 73 H | Col. of Charleston | 3 2 | | | | | | | |

| | | |
|-------------------------|---|---|
| 73 H Col. of Charleston | 5 | 0 |
| 153 A Delaware | 3 | 4 |

U
N
C
W
i
l
m
i
n
g
t
o
n

U
N
C
W
i
l
m
i
n
g
t
o
n

| Average RPI Win: 147 | | WON-LOST RECORD | | WINNING PCT. RANK | | LAST 15 GAMES | | STRENGTH OF SCHEDULE | | OPP. STRENGTH OF SCHEDULE | | TEAM RPI | | ADJ RPI | | CONF. RPI | | ADJ CONF. RPI | |
|----------------------|---|-----------------|--|-------------------|--|----------------|---|----------------------|--|---------------------------|--|----------|---|---------------|--|-----------|-----------------|---------------|--|
| DIV. I ONLY | | 24-28-0 | | .46154 173 | | 4-11-0 | | 38 | | 71 | | 98 | | .52105 98 | | 2 | | 2 | |
| DIV. I NON-CONF. | | 20-11-0 | | .64516 54 | | 2-1-0 | | 122 | | 193 | | 47 | | .54706 47 | | 2 | | 2 | |
| TOTALS | | RPI 1-25 | | RPI 26-50 | | W-L RECORDS | | RPI 51-100 | | RPI 101-150 | | RPI 150+ | | | | | | | |
| 24-28-0 | | 0-12-0 | | 3-6-0 | | OVERALL | | 5-4-0 | | 8-0-0 | | 8-6-0 | | | | | | | |
| 15-7-0 | | 0-3-0 | | 2-2-0 | | HOME | | 2-1-0 | | 4-0-0 | | 7-1-0 | | | | | | | |
| 6-19-0 | | 0-9-0 | | 1-4-0 | | AWAY | | 3-3-0 | | 1-0-0 | | 1-3-0 | | | | | | | |
| 3-2-0 | | 0-0-0 | | 0-0-0 | | NEUTRAL | | 0-0-0 | | 3-0-0 | | 0-2-0 | | | | | | | |
| 20-11-0 | | 0-3-0 | | 2-1-0 | | NON-CONFERENCE | | 2-1-0 | | 8-0-0 | | 8-6-0 | | | | | | | |
| 12-1-0 | | 0-0-0 | | 1-0-0 | | HOME | | 0-0-0 | | 4-0-0 | | 7-1-0 | | | | | | | |
| 5-8-0 | | 0-3-0 | | 1-0- | | AWAY | | 2-1-0 | | 1-0-0 | | 1-3-0 | | | | | | | |
| 3-2-0 | | 0-0-0 | | 0-0-0 | | NEUTRAL | | 0-0-0 | | 3-0-0 | | 0-2-0 | | | | | | | |
| 4-17-0 | | 0-9-0 | | 1-5-0 | | CONFERENCE | | 3-3-0 | | 0-0-0 | | 0-0-0 | | | | | | | |
| 3-6-0 | | 0-3-0 | | 1-2-0 | | HOME | | 2-1-0 | | 0-0-0 | | 0-0-0 | | | | | | | |
| 1-11-0 | | 0-6-0 | | 0-3-0 | | AWAY | | 1-2-0 | | 0-0-0 | | 0-0-0 | | | | | | | |
| 0-0-0 | | 0-0-0 | | 0-0-0 | | NEUTRAL | | 0-0-0 | | 0-0-0 | | 0-0-0 | | | | | | | |
| RPI | S | Opponent | | Score | | RPI | S | Opponent | | Score | | RPI | S | Opponent | | Score | | | |
| 13 | A | TCU | | 1 3 | | 29 | A | West Virginia | | 1 10 | | 77 | A | Creighton | | 8 5 | | | |
| 13 | A | TCU | | 7 21 | | 29 | A | West Virginia | | 1 6 | | 77 | A | Creighton | | 8 2 | | | |
| 13 | A | TCU | | 0 5 | | 29 | A | West Virginia | | 5 6 | | 77 | A | Creighton | | 3 4 | | | |
| 14 | A | Texas Tech | | 4 7 | | 38 | H | Kansas | | 10 0 | | 89 | A | Oklahoma | | 5 0 | | | |
| 14 | A | Texas Tech | | 3 4 | | 38 | H | Kansas | | 3 6 | | 89 | A | Oklahoma | | 2 11 | | | |
| 14 | A | Texas Tech | | 7 11 | | 38 | H | Kansas | | 1 2 | | 89 | A | Oklahoma | | 4 11 | | | |
| 16 | A | Cal Poly | | 1 10 | | 39 | A | Nebraska | | 5 14 | | 95 | H | Baylor | | 8 2 | | | |
| 16 | A | Cal Poly | | 2 5 | | 39 | A | Nebraska | | 10 6 | | 95 | H | Baylor | | 1 3 | | | |
| 16 | A | Cal Poly | | 0 3 | | 39 | H | Nebraska | | 12 6 | | 95 | H | Baylor | | 6 4 | | | |
| 24 | H | Oklahoma St. | | 0 8 | | | | | | | | | | 104 | | H | Iowa | 12 8 | |
| 24 | H | Oklahoma St. | | 4 6 | | | | | | | | | | 104 | | H | Iowa | 5 2 | |
| 24 | H | Oklahoma St. | | 5 17 | | | | | | | | | | 104 | | H | Iowa | 3 2 | |
| | | | | | | | | | | | | | | 107 | | A | Wichita St. | 10 4 | |
| | | | | | | | | | | | | | | 107 | | H | Wichita St. | 3 2 | |
| | | | | | | | | | | | | | | 125 | | N | Missouri St. | 8 3 | |
| | | | | | | | | | | | | | | 134 | | N | Grand Canyon | 11 1 | |
| | | | | | | | | | | | | | | 134 | | N | Grand Canyon | 9 4 | |
| | | | | | | | | | | | | | | 157 | | A | San Francisco | 6 7 | |
| | | | | | | | | | | | | | | 188 | | N | UC Davis | 5 10 | |
| | | | | | | | | | | | | | | 208 | | A | Omaha | 5 6 | |
| | | | | | | | | | | | | | | 208 | | H | Omaha | 6 5 | |
| | | | | | | | | | | | | | | 226 | | H | Air Force | 17 2 | |
| | | | | | | | | | | | | | | 226 | | H | Air Force | 4 0 | |
| | | | | | | | | | | | | | | 248 | | H | Bakersfield | 13 0 | |
| | | | | | | | | | | | | | | 248 | | H | Bakersfield | 2 5 | |
| | | | | | | | | | | | | | | 254 | | N | Portland | 2 5 | |
| | | | | | | | | | | | | | | 263 | | A | St. Mary's (CA) | 3 7 | |
| | | | | | | | | | | | | | | 263 | | A | St. Mary's (CA) | 9 4 | |
| | | | | | | | | | | | | | | 293 | | H | Northern Colo. | 10 0 | |
| | | | | | | | | | | | | | | 293 | | H | Northern Colo. | 11 0 | |
| | | | | | | | | | | | | | | 293 | | H | Northern Colo. | 24 3 | |
| LAST 15 GAMES | | | | | | | | | | | | | | | | | | | |
| | | | | | | 24 | H | Oklahoma St. | | 5 17 | | 29 | A | West Virginia | | 1 6 | | | |
| | | | | | | 24 | H | Oklahoma St. | | 4 6 | | 29 | A | West Virginia | | 5 6 | | | |
| | | | | | | 24 | H | Oklahoma St. | | 0 8 | | 29 | A | West Virginia | | 1 10 | | | |
| | | | | | | 107 | A | Wichita St. | | 10 4 | | | | | | | | | |
| | | | | | | 13 | A | TCU | | 7 21 | | | | | | | | | |

Non-Div. I Games:

Kansas St.

| | | |
|----------|---|---|
| 13 A TCU | 1 | 3 |
| 13 A TCU | 0 | 5 |

K
a
n
s
a
s
s
t
.

K
a
n
s
a
s
s
t
.

| Average RPI Win: 129 | | WON-LOST | WINNING | LAST 15 | STRENGTH OF | | OPP. STRENGTH | TEAM | ADJ | CONF. | ADJ CONF. |
|----------------------|----------|----------|-----------|-------------------|----------------|-------|-------------------|-------|-------------|--------------------|-----------|
| Average RPI Loss: 99 | | RECORD | PCT. RANK | GAMES | SCHEDULE | | OF SCHEDULE | RPI | RPI | RPI | RPI |
| DIV. I ONLY | | 25-25-0 | .5 | 139 | 7-8-0 | | 59 | 114 | 99 | .52074 | 99 |
| DIV. I NON-CONF. | | 13-10-0 | .56522 | 105 | 2-3-0 | | 52 | 45 | 56 | .54001 | 56 |
| TOTALS | | RPI 1-25 | RPI 26-50 | | W-L RECORDS | | RPI 51-100 | | RPI 101-150 | | RPI 150+ |
| 25-25-0 | | 0-0-0 | 7-5-0 | | OVERALL | | 3-10-0 | | 5-6-0 | | 10-4-0 |
| 18-8-0 | | 0-0-0 | 4-2-0 | | HOME | | 3-4-0 | | 4-2-0 | | 7-0-0 |
| 7-17-0 | | 0-0-0 | 3-3-0 | | AWAY | | 0-6-0 | | 1-4-0 | | 3-4-0 |
| 0-0-0 | | 0-0-0 | 0-0-0 | | NEUTRAL | | 0-0-0 | | 0-0-0 | | 0-0-0 |
| 13-10-0 | | 0-0-0 | 5-1-0 | | NON-CONFERENCE | | 3-4-0 | | 1-4-0 | | 4-1-0 |
| 11-3-0 | | 0-0-0 | 3-0-0 | | HOME | | 3-1-0 | | 1-2-0 | | 4-0-0 |
| 2-7-0 | | 0-0-0 | 2-0- | | AWAY | | 0-3-0 | | 0-2-0 | | 0-1-0 |
| 0-0-0 | | 0-0-0 | 0-0-0 | | NEUTRAL | | 0-0-0 | | 0-0-0 | | 0-0-0 |
| 12-15-0 | | 0-0-0 | 2-4-0 | | CONFERENCE | | 0-6-0 | | 4-2-0 | | 6-3-0 |
| 7-5-0 | | 0-0-0 | 1-2-0 | | HOME | | 0-3-0 | | 3-0-0 | | 3-0-0 |
| 5-10-0 | | 0-0-0 | 1-2-0 | | AWAY | | 0-3-0 | | 1-2-0 | | 3-3-0 |
| 0-0-0 | | 0-0-0 | 0-0-0 | | NEUTRAL | | 0-0-0 | | 0-0-0 | | 0-0-0 |
| RPI S | Opponent | Score | RPI S | Opponent | Score | RPI S | Opponent | Score | RPI S | Opponent | Score |
| | | | 26 A | UC Irvine | 0 1 | 53 A | New Mexico | 1 4 | 131 A | Sacramento St. | 1 2 |
| | | | 26 A | UC Irvine | 2 0 | 53 A | New Mexico | 6 11 | 131 H | Sacramento St. | 4 6 |
| | | | 26 A | UC Irvine | 8 7 | 53 A | New Mexico | 4 5 | 132 A | Nevada | 8 9 |
| | | | 30 H | UNLV | 0 6 | 53 H | New Mexico | 7 9 | 132 A | Nevada | 20 10 |
| | | | 30 H | UNLV | 2 0 | 53 H | New Mexico | 2 6 | 132 A | Nevada | 8 9 |
| | | | 30 H | UNLV | 0 7 | 53 H | New Mexico | 4 6 | 132 H | Nevada | 5 3 |
| | | | 35 H | Texas A&M | 6 5 | 63 H | UC Santa Barbara | 4 5 | 132 H | Nevada | 4 1 |
| | | | 35 H | Texas A&M | 5 0 | 66 H | California | 6 0 | 132 H | Nevada | 11 9 |
| | | | 35 H | Texas A&M | 1 0 | 66 H | California | 7 4 | 134 H | Grand Canyon | 10 1 |
| | | | 49 A | San Diego St. | 6 4 | 77 A | Creighton | 2 6 | 139 A | Pacific | 4 6 |
| | | | 49 A | San Diego St. | 1 2 | 77 A | Creighton | 1 2 | 139 H | Pacific | 3 7 |
| | | | 49 A | San Diego St. | 0 1 | 86 A | Cal St. Fullerton | 1 8 | 175 H | Cal St. Northridge | 8 2 |
| | | | | | | 86 H | Cal St. Fullerton | 2 1 | 178 H | BYU | 2 1 |
| | | | | | | | | | 192 A | San Jose St. | 2 3 |
| | | | | | | | | | 192 A | San Jose St. | 8 0 |
| | | | | | | | | | 192 A | San Jose St. | 2 5 |
| | | | | | | | | | 221 H | Penn St. | 13 3 |
| | | | | | | | | | 221 H | Penn St. | 12 3 |
| | | | | | | | | | 226 A | Air Force | 2 6 |
| | | | | | | | | | 226 A | Air Force | 10 8 |
| | | | | | | | | | 226 A | Air Force | 7 5 |
| | | | | | | | | | 226 H | Air Force | 6 1 |
| | | | | | | | | | 226 H | Air Force | 8 1 |
| | | | | | | | | | 226 H | Air Force | 11 1 |
| | | | | | | | | | 248 A | Bakersfield | 3 6 |
| LAST 15 GAMES | | | 248 A | Bakersfield | 3 6 | 226 H | Air Force | 8 1 | 226 H | Air Force | 8 1 |
| | | | 192 A | San Jose St. | 2 5 | 86 H | Cal St. Fullerton | 2 1 | 226 H | Air Force | 11 1 |
| | | | 192 A | San Jose St. | 8 0 | 66 H | California | 7 4 | | | |
| | | | 192 A | San Jose St. | 2 3 | | | | | | |
| | | | 86 A | Cal St. Fullerton | 1 8 | | | | | | |

Non-Div. I Games:

Fresno St.

| | | |
|-----------------|----|---|
| 226 H Air Force | 11 | 1 |
| 226 H Air Force | 6 | 1 |

F
r
e
s
n
o
s
t
.

F
r
e
s
n
o
s
t
.

| Average RPI Win: 163 | | WON-LOST | WINNING | LAST 15 | STRENGTH OF | | OPP. STRENGTH | TEAM | ADJ | CONF. | ADJ CONF. |
|----------------------|-------------|----------|-----------|---------------|----------------|-------|---------------|-------|---------------|--------|-----------|
| Average RPI Loss: 75 | | RECORD | PCT. RANK | GAMES | SCHEDULE | | OF SCHEDULE | RPI | RPI | RPI | RPI |
| DIV. I ONLY | | 28-24-0 | .53846 | 117 | 7-8-0 | | 105 | 100 | 100 | .52012 | 100 |
| DIV. I NON-CONF. | | 19-12-0 | .6129 | 71 | 2-4-0 | | 106 | 122 | 72 | .53451 | 72 |
| TOTALS | | RPI 1-25 | RPI 26-50 | | W-L RECORDS | | RPI 51-100 | | RPI 101-150 | | RPI 150+ |
| 28-24-0 | | 1-9-0 | 1-4-0 | | OVERALL | | 3-3-0 | | 8-4-0 | | 15-4-0 |
| 15-9-0 | | 0-3-0 | 0-0-0 | | HOME | | 0-2-0 | | 3-1-0 | | 12-3-0 |
| 7-13-0 | | 1-4-0 | 1-4-0 | | AWAY | | 0-1-0 | | 3-3-0 | | 2-1-0 |
| 6-2-0 | | 0-2-0 | 0-0-0 | | NEUTRAL | | 3-0-0 | | 2-0-0 | | 1-0-0 |
| 19-12-0 | | 1-6-0 | 1-1-0 | | NON-CONFERENCE | | 3-3-0 | | 3-0-0 | | 11-2-0 |
| 11-4-0 | | 0-0-0 | 0-0-0 | | HOME | | 0-2-0 | | 1-0-0 | | 10-2-0 |
| 2-6-0 | | 1-4-0 | 1-0- | | AWAY | | 0-1-0 | | 0-0-0 | | 0-0-0 |
| 6-2-0 | | 0-2-0 | 0-0-0 | | NEUTRAL | | 3-0-0 | | 2-0-0 | | 1-0-0 |
| 9-12-0 | | 0-3-0 | 0-3-0 | | CONFERENCE | | 0-0-0 | | 5-4-0 | | 4-2-0 |
| 4-5-0 | | 0-3-0 | 0-0-0 | | HOME | | 0-0-0 | | 2-1-0 | | 2-1-0 |
| 5-7-0 | | 0-0-0 | 0-3-0 | | AWAY | | 0-0-0 | | 3-3-0 | | 2-1-0 |
| 0-0-0 | | 0-0-0 | 0-0-0 | | NEUTRAL | | 0-0-0 | | 0-0-0 | | 0-0-0 |
| RPI S | Opponent | Score | | RPI S | Opponent | Score | | RPI S | Opponent | Score | |
| 4 A | Oregon St. | 3 | 4 | 29 A | West Virginia | 1 | 4 | 55 H | Ball St. | 6 | 8 |
| 5 H | Indiana | 2 | 8 | 39 A | Nebraska | 2 | 3 | 68 N | Auburn | 1 | 0 |
| 5 H | Indiana | 1 | 7 | 39 A | Nebraska | 3 | 4 | 71 A | East Carolina | 2 | 3 |
| 5 H | Indiana | 4 | 6 | 39 A | Nebraska | 1 | 2 | 89 N | Oklahoma | 6 | 3 |
| 17 N | Indiana St. | 3 | 7 | 48 A | UCF | 9 | 3 | 92 N | Western Ky. | 5 | 4 |
| 17 N | Indiana St. | 6 | 8 | | | | | 96 H | Miami (OH) | 1 | 3 |
| 18 A | Louisville | 3 | 7 | | | | | | | | |
| 25 A | Oregon | 5 | 0 | | | | | | | | |
| 25 A | Oregon | 2 | 8 | | | | | | | | |
| 25 A | Oregon | 4 | 20 | | | | | | | | |
| | | | | LAST 15 GAMES | | | | | | | |
| | | | | 109 A | Michigan | 1 | 4 | 18 A | Louisville | 3 | 7 |
| | | | | 109 A | Michigan | 1 | 5 | 197 A | Purdue | 11 | 2 |
| | | | | 109 A | Michigan | 1 | 0 | 197 A | Purdue | 2 | 0 |
| | | | | 96 H | Miami (OH) | 1 | 3 | | | | |
| | | | | 104 H | Iowa | 3 | 2 | | | | |
| | | | | | | | | 221 H | Penn St. | 7 | 0 |
| | | | | | | | | 221 H | Penn St. | 12 | 6 |
| | | | | | | | | 221 H | Penn St. | 4 | 5 |
| | | | | | | | | 233 H | Siena | 7 | 1 |
| | | | | | | | | 233 H | Siena | 8 | 5 |
| | | | | | | | | 233 H | Siena | 7 | 3 |
| | | | | | | | | 236 H | Murray St. | 3 | 1 |

Non-Div. I Games:

Ohio St.

Ohio St.

| | | | | |
|-----|---|------|---|----|
| 104 | H | Iowa | 2 | 17 |
| 104 | H | Iowa | 9 | 4 |

Through Games Of May 11, 2014

| RPI | S | Opponent | Score | |
|-----|---|---------------|-------|---|
| 236 | H | Murray St. | 7 | 3 |
| 236 | H | Murray St. | 5 | 7 |
| 273 | H | Eastern Mich. | 8 | 1 |
| 292 | H | Ohio | 11 | 6 |

Ohio St.

O
h
i
o
s
t
.

O
h
i
o
s
t
.

| Average RPI Win: 176 | | WON-LOST | WINNING | LAST 15 | STRENGTH OF | | OPP. STRENGTH | TEAM | ADJ | | CONF. | ADJ CONF. | | | | | | | | | | | | | | |
|-----------------------|---|----------|-----------|-----------|-------------|----------------|---------------|------------------------|-----|-------------|-------|-----------|----|-------------------|---|------------------|----|--|--|-------------------|---|---|--|--|---|---|
| Average RPI Loss: 127 | | RECORD | PCT. RANK | GAMES | SCHEDULE | | OF SCHEDULE | RPI | RPI | | RPI | RPI | | | | | | | | | | | | | | |
| DIV. I ONLY | | 29-21-0 | .58 | 93 | 8-7-0 | | 132 | 186 | 101 | .51937 | 101 | 21 | 21 | | | | | | | | | | | | | |
| DIV. I NON-CONF. | | 12-11-0 | .52174 | 135 | 2-1-0 | | 17 | 140 | 51 | .54318 | 51 | 22 | 22 | | | | | | | | | | | | | |
| <hr/> | | | | | | | | | | | | | | | | | | | | | | | | | | |
| TOTALS | | RPI 1-25 | | RPI 26-50 | | W-L RECORDS | | RPI 51-100 | | RPI 101-150 | | RPI 150+ | | | | | | | | | | | | | | |
| 29-21-0 | | 0-1-0 | | 1-0-0 | | OVERALL | | 5-9-0 | | 2-5-0 | | 21-6-0 | | | | | | | | | | | | | | |
| 18-9-0 | | 0-0-0 | | 0-0-0 | | HOME | | 3-5-0 | | 2-1-0 | | 13-3-0 | | | | | | | | | | | | | | |
| 11-12-0 | | 0-1-0 | | 1-0-0 | | AWAY | | 2-4-0 | | 0-4-0 | | 8-3-0 | | | | | | | | | | | | | | |
| 0-0-0 | | 0-0-0 | | 0-0-0 | | NEUTRAL | | 0-0-0 | | 0-0-0 | | 0-0-0 | | | | | | | | | | | | | | |
| <hr/> | | | | | | | | | | | | | | | | | | | | | | | | | | |
| 12-11-0 | | 0-1-0 | | 1-0-0 | | NON-CONFERENCE | | 4-7-0 | | 2-2-0 | | 5-1-0 | | | | | | | | | | | | | | |
| 7-5-0 | | 0-0-0 | | 0-0-0 | | HOME | | 2-3-0 | | 2-1-0 | | 3-1-0 | | | | | | | | | | | | | | |
| 5-6-0 | | 0-1-0 | | 1-0- | | AWAY | | 2-4-0 | | 0-1-0 | | 2-0-0 | | | | | | | | | | | | | | |
| 0-0-0 | | 0-0-0 | | 0-0-0 | | NEUTRAL | | 0-0-0 | | 0-0-0 | | 0-0-0 | | | | | | | | | | | | | | |
| <hr/> | | | | | | | | | | | | | | | | | | | | | | | | | | |
| 17-10-0 | | 0-0-0 | | 0-0-0 | | CONFERENCE | | 1-2-0 | | 0-3-0 | | 16-5-0 | | | | | | | | | | | | | | |
| 11-4-0 | | 0-0-0 | | 0-0-0 | | HOME | | 1-2-0 | | 0-0-0 | | 10-2-0 | | | | | | | | | | | | | | |
| 6-6-0 | | 0-0-0 | | 0-0-0 | | AWAY | | 0-0-0 | | 0-3-0 | | 6-3-0 | | | | | | | | | | | | | | |
| 0-0-0 | | 0-0-0 | | 0-0-0 | | NEUTRAL | | 0-0-0 | | 0-0-0 | | 0-0-0 | | | | | | | | | | | | | | |
| <hr/> | | | | | | | | | | | | | | | | | | | | | | | | | | |
| RPI | S | Opponent | | Score | | RPI | S | Opponent | | Score | | RPI | S | Opponent | | Score | | | | | | | | | | |
| 21 | A | Alabama | | 1 | 6 | 42 | A | Mississippi St. | | 2 | 1 | 53 | A | New Mexico | | 9 | 2 | | | | | | | | | |
| | | | | | | | | | | | | 53 | A | New Mexico | | 3 | 5 | | | | | | | | | |
| | | | | | | | | | | | | 53 | A | New Mexico | | 2 | 8 | | | | | | | | | |
| | | | | | | | | | | | | 62 | A | UAB | | 9 | 5 | | | | | | | | | |
| | | | | | | | | | | | | 62 | H | UAB | | 9 | 14 | | | | | | | | | |
| | | | | | | | | | | | | 72 | A | Kennesaw St. | | 4 | 11 | | | | | | | | | |
| | | | | | | | | | | | | 72 | H | Kennesaw St. | | 9 | 8 | | | | | | | | | |
| | | | | | | | | | | | | 72 | H | Kennesaw St. | | 1 | 10 | | | | | | | | | |
| | | | | | | | | | | | | 72 | H | Kennesaw St. | | 1 | 0 | | | | | | | | | |
| | | | | | | | | | | | | 75 | H | Southeast Mo. St. | | 0 | 1 | | | | | | | | | |
| | | | | | | | | | | | | 75 | H | Southeast Mo. St. | | 5 | 3 | | | | | | | | | |
| | | | | | | | | | | | | 75 | H | Southeast Mo. St. | | 6 | 11 | | | | | | | | | |
| | | | | | | | | | | | | 82 | A | Samford | | 2 | 5 | | | | | | | | | |
| | | | | | | | | | | | | 82 | H | Samford | | 6 | 7 | | | | | | | | | |
| | | | | | | | | | | | | 123 | A | Tennessee Tech | | 7 | 8 | | | | | | | | | |
| | | | | | | | | | | | | 123 | A | Tennessee Tech | | 8 | 11 | | | | | | | | | |
| | | | | | | | | | | | | 123 | A | Tennessee Tech | | 4 | 15 | | | | | | | | | |
| | | | | | | | | | | | | 133 | H | Northwestern St. | | 6 | 4 | | | | | | | | | |
| | | | | | | | | | | | | 133 | H | Northwestern St. | | 5 | 4 | | | | | | | | | |
| | | | | | | | | | | | | 133 | H | Northwestern St. | | 3 | 6 | | | | | | | | | |
| | | | | | | | | | | | | 137 | A | South Ala. | | 2 | 4 | | | | | | | | | |
| | | | | | | | | | | | | 151 | A | Eastern Ill. | | 8 | 6 | | | | | | | | | |
| | | | | | | | | | | | | 151 | A | Eastern Ill. | | 23 | 15 | | | | | | | | | |
| | | | | | | | | | | | | 151 | A | Eastern Ill. | | 8 | 2 | | | | | | | | | |
| | | | | | | | | | | | | 169 | A | Alabama St. | | 11 | 5 | | | | | | | | | |
| | | | | | | | | | | | | 182 | A | Troy | | 7 | 3 | | | | | | | | | |
| | | | | | | | | | | | | 182 | H | Troy | | 2 | 1 | | | | | | | | | |
| | | | | | | | | | | | | 196 | H | Eastern Ky. | | 3 | 2 | | | | | | | | | |
| | | | | | | | | | | | | 196 | H | Eastern Ky. | | 5 | 0 | | | | | | | | | |
| | | | | | | | | | | | | 196 | H | Eastern Ky. | | 10 | 1 | | | | | | | | | |
| | | | | | | | | | | | | 201 | A | Belmont | | 9 | 1 | | | | | | | | | |
| | | | | | | | | | | | | 201 | A | Belmont | | 6 | 5 | | | | | | | | | |
| | | | | | | | | | | | | 201 | A | Belmont | | 3 | 10 | | | | | | | | | |
| | | | | | | | | | | | | 217 | H | Valparaiso | | 3 | 10 | | | | | | | | | |
| | | | | | | | | | | | | 217 | H | Valparaiso | | 6 | 3 | | | | | | | | | |
| | | | | | | | | | | | | 217 | H | Valparaiso | | 10 | 0 | | | | | | | | | |
| | | | | | | | | | | | | 236 | H | Murray St. | | 5 | 1 | | | | | | | | | |
| | | | | | | | | | | | | 236 | H | Murray St. | | 1 | 4 | | | | | | | | | |
| | | | | | | | | | | | | 236 | H | Murray St. | | 7 | 2 | | | | | | | | | |
| | | | | | | | | | | | | 238 | H | Austin Peay | | 1 | 6 | | | | | | | | | |
| | | | | | | | | | | | | 238 | H | Austin Peay | | 9 | 7 | | | | | | | | | |
| <hr/> | | | | | | | | | | | | | | | | | | | | | | | | | | |
| LAST 15 GAMES | | | | | | | | | | | | | | | | | | | | | | | | | | |
| 196 H Eastern Ky. | | | | | | 5 | 0 | 42 A Mississippi St. | | | | | | 2 | 1 | 236 H Murray St. | | | | | 5 | 1 | | | | |
| 196 H Eastern Ky. | | | | | | 3 | 2 | 75 H Southeast Mo. St. | | | | | | 5 | 3 | 236 H Murray St. | | | | | 1 | 4 | | | | |
| 196 H Eastern Ky. | | | | | | 10 | 1 | 75 H Southeast Mo. St. | | | | | | 0 | 1 | 236 H Murray St. | | | | | 7 | 2 | | | | |
| 21 A Alabama | | | | | | 1 | 6 | | | | | | | | | | | | | 238 H Austin Peay | | | | | 1 | 6 |
| 201 A Belmont | | | | | | 3 | 10 | | | | | | | | | | | | | 238 H Austin Peay | | | | | 9 | 7 |

Non-Div. I Games:

Jacksonville St.

| | | |
|---------------|---|---|
| 201 A Belmont | 6 | 5 |
| 201 A Belmont | 9 | 1 |

| RPI | S | Opponent | Score | |
|-----|---|------------------|-------|---|
| 238 | H | Austin Peay | 7 | 2 |
| 244 | A | SIU Edwardsville | 6 | 7 |
| 244 | A | SIU Edwardsville | 8 | 9 |
| 244 | A | SIU Edwardsville | 5 | 2 |
| 284 | H | UT Martin | 6 | 2 |
| 284 | H | UT Martin | 6 | 4 |
| 284 | H | UT Martin | 10 | 5 |

Jacksonville St.

J
a
c
k
s
o
n
v
i
l
l
e
s
t
.

J
a
c
k
s
o
n
v
i
l
l
e
s
t
.

| Average RPI Win: 151 | | WON-LOST | WINNING | LAST 15 | STRENGTH OF | | OPP. STRENGTH | TEAM | ADJ | | CONF. | ADJ CONF. |
|-----------------------|----------|----------|---------------|-----------------|----------------|-------|----------------|-------|-------------|--------------------|----------|-----------|
| Average RPI Loss: 100 | | RECORD | PCT. RANK | GAMES | SCHEDULE | | OF SCHEDULE | RPI | RPI | | RPI | RPI |
| DIV. I ONLY | | 31-21-0 | .59615 | 77 | 6-9-0 | | 147 | 54 | 102 | | 8 | 8 |
| DIV. I NON-CONF. | | 16-9-0 | .64 | 57 | 1-2-0 | | 117 | 154 | 86 | | 9 | 8 |
| TOTALS | | RPI 1-25 | RPI 26-50 | | W-L RECORDS | | RPI 51-100 | | RPI 101-150 | | RPI 150+ | |
| 31-21-0 | | 1-3-0 | 5-4-0 | | OVERALL | | 6-5-0 | | 2-1-0 | | 17-8-0 | |
| 21-12-0 | | 1-2-0 | 3-2-0 | | HOME | | 3-1-0 | | 0-1-0 | | 14-6-0 | |
| 9-8-0 | | 0-0-0 | 2-2-0 | | AWAY | | 3-4-0 | | 2-0-0 | | 2-2-0 | |
| 1-1-0 | | 0-1-0 | 0-0-0 | | NEUTRAL | | 0-0-0 | | 0-0-0 | | 1-0-0 | |
| 16-9-0 | | 0-1-0 | 4-2-0 | | NON-CONFERENCE | | 1-1-0 | | 2-1-0 | | 9-4-0 | |
| 12-6-0 | | 0-0-0 | 3-2-0 | | HOME | | 1-0-0 | | 0-1-0 | | 8-3-0 | |
| 3-2-0 | | 0-0-0 | 1-0- | | AWAY | | 0-1-0 | | 2-0-0 | | 0-1-0 | |
| 1-1-0 | | 0-1-0 | 0-0-0 | | NEUTRAL | | 0-0-0 | | 0-0-0 | | 1-0-0 | |
| 15-12-0 | | 1-2-0 | 1-2-0 | | CONFERENCE | | 5-4-0 | | 0-0-0 | | 8-4-0 | |
| 9-6-0 | | 1-2-0 | 0-0-0 | | HOME | | 2-1-0 | | 0-0-0 | | 6-3-0 | |
| 6-6-0 | | 0-0-0 | 1-2-0 | | AWAY | | 3-3-0 | | 0-0-0 | | 2-1-0 | |
| 0-0-0 | | 0-0-0 | 0-0-0 | | NEUTRAL | | 0-0-0 | | 0-0-0 | | 0-0-0 | |
| RPI S | Opponent | Score | RPI S | Opponent | Score | RPI S | Opponent | Score | RPI S | Opponent | Score | |
| 6 H | Rice | 4 2 | 28 A | Old Dominion | 2 4 | 67 A | Southern Miss. | 9 10 | 108 A | A&M-Corpus Christi | 8 3 | |
| 6 H | Rice | 2 11 | 28 A | Old Dominion | 5 0 | 67 A | Southern Miss. | 4 1 | 108 A | A&M-Corpus Christi | 10 2 | |
| 6 H | Rice | 3 11 | 28 A | Old Dominion | 1 10 | 67 A | Southern Miss. | 2 6 | 108 H | A&M-Corpus Christi | 1 6 | |
| 13 N | TCU | 1 5 | 33 A | Sam Houston St. | 9 2 | 81 A | Texas St. | 6 7 | 158 A | Tulane | 1 4 | |
| | | | 37 H | Dallas Baptist | 5 6 | 81 H | Texas St. | 7 2 | 158 A | Tulane | 8 1 | |
| | | | 43 H | Columbia | 2 4 | 88 A | Middle Tenn. | 4 2 | 158 A | Tulane | 5 0 | |
| | | | 43 H | Columbia | 9 8 | 88 A | Middle Tenn. | 9 4 | 162 H | Lamar | 2 3 | |
| | | | 43 H | Columbia | 5 4 | 88 A | Middle Tenn. | 2 3 | 162 H | Lamar | 4 2 | |
| | | | 43 H | Columbia | 5 1 | 93 H | Fla. Atlantic | 6 0 | 163 H | Charlotte | 3 1 | |
| | | | | | | 93 H | Fla. Atlantic | 0 3 | 163 H | Charlotte | 2 5 | |
| | | | | | | 93 H | Fla. Atlantic | 6 4 | 163 H | Charlotte | 2 4 | |
| | | | | | | | | | 174 A | Houston Baptist | 2 5 | |
| | | | | | | | | | 174 H | Houston Baptist | 7 9 | |
| | | | | | | | | | 178 N | BYU | 7 1 | |
| | | | | | | | | | 204 H | Tex.-Pan American | 6 5 | |
| | | | | | | | | | 214 H | Marshall | 7 2 | |
| | | | | | | | | | 214 H | Marshall | 2 5 | |
| | | | | | | | | | 214 H | Marshall | 6 2 | |
| | | | | | | | | | 232 H | South Dakota St. | 5 1 | |
| | | | | | | | | | 232 H | South Dakota St. | 8 5 | |
| | | | | | | | | | 232 H | South Dakota St. | 6 7 | |
| | | | | | | | | | 240 H | Louisiana Tech | 6 3 | |
| | | | | | | | | | 240 H | Louisiana Tech | 3 2 | |
| | | | | | | | | | 240 H | Louisiana Tech | 10 1 | |
| | | | | | | | | | 268 H | Incarnate Word | 10 4 | |
| | | | | | | | | | 282 H | Saint Peter's | 14 0 | |
| | | | | | | | | | 282 H | Saint Peter's | 15 3 | |
| | | | LAST 15 GAMES | | | | | | | | | |
| | | | 6 H | Rice | 2 11 | 162 H | Lamar | 4 2 | | | | |
| | | | 6 H | Rice | 3 11 | 163 H | Charlotte | 2 4 | | | | |
| | | | 6 H | Rice | 4 2 | 163 H | Charlotte | 3 1 | | | | |
| | | | 88 A | Middle Tenn. | 2 3 | | | | | | | |
| | | | 88 A | Middle Tenn. | 9 4 | | | | | | | |

Non-Div. I Games:

UTSA

| | | | | |
|-----|---|--------------|---|---|
| 88 | A | Middle Tenn. | 4 | 2 |
| 162 | H | Lamar | 2 | 3 |




| RPI | S | Opponent | Score | |
|-----|---|---------------|-------|---|
| 282 | H | Saint Peter's | 1 | 0 |

UTSA

U
T
S
A

U
T
S
A

G
a
.
S
o
u
t
h
e
r
n

 Tie,  Loss,  Non-Conf, S Site, H Home, A Away, N Neutral Page 205

| | | | | |
|-----|---|--------------|---|---|
| 181 | A | Furman | 6 | 0 |
| 72 | A | Kennesaw St. | 3 | 9 |

| RPI | S | Opponent | Score | |
|-----|---|----------|-------|---|
| 292 | H | Ohio | 2 | 3 |
| 292 | H | Ohio | 20 | 5 |
| 294 | H | UMES | 10 | 1 |
| 294 | H | UMES | 23 | 0 |
| 294 | H | UMES | 8 | 3 |
| 294 | H | UMES | 9 | 3 |

| | | | | | | | | | | | | |
|-------------------|----------|-----------|-----------|----------------|-------------|---------------|-------|---------------|--------|------------------|--------------------|----|
| Average RPI Win: | 166 | WON-LOST | WINNING | LAST 15 | STRENGTH OF | OPP. STRENGTH | TEAM | ADJ | CONF. | ADJ CONF. | | |
| Average RPI Loss: | 106 | RECORD | PCT. RANK | GAMES | SCHEDULE | OF SCHEDULE | RPI | RPI | RPI | RPI | | |
| DIV. I ONLY | | 25-20-0 | .55556 | 108 | 7-7-0 | 125 | 145 | 104 | .51724 | 104 | 11 | 11 |
| DIV. I NON-CONF. | | 17-7-0 | .70833 | 33 | 3-1-0 | 238 | 213 | 74 | .53389 | 74 | 8 | 9 |
| <hr/> | | | | | | | | | | | | |
| TOTALS | RPI 1-25 | RPI 26-50 | | W-L RECORDS | | RPI 51-100 | | RPI 101-150 | | RPI 150+ | | |
| 25-20-0 | 0-3-0 | 4-1-0 | | OVERALL | | 3-8-0 | | 3-3-0 | | 15-5-0 | | |
| 9-10-0 | 0-3-0 | 4-1-0 | | HOME | | 0-3-0 | | 2-1-0 | | 3-2-0 | | |
| 8-9-0 | 0-0-0 | 0-0-0 | | AWAY | | 1-5-0 | | 1-2-0 | | 6-2-0 | | |
| 8-1-0 | 0-0-0 | 0-0-0 | | NEUTRAL | | 2-0-0 | | 0-0-0 | | 6-1-0 | | |
| 17-7-0 | 0-0-0 | 2-0-0 | | NON-CONFERENCE | | 2-3-0 | | 0-0-0 | | 13-4-0 | | |
| 5-2-0 | 0-0-0 | 2-0-0 | | HOME | | 0-0-0 | | 0-0-0 | | 3-2-0 | | |
| 4-4-0 | 0-0-0 | 0-0- | | AWAY | | 0-3-0 | | 0-0-0 | | 4-1-0 | | |
| 8-1-0 | 0-0-0 | 0-0-0 | | NEUTRAL | | 2-0-0 | | 0-0-0 | | 6-1-0 | | |
| 8-13-0 | 0-3-0 | 2-1-0 | | CONFERENCE | | 1-5-0 | | 3-3-0 | | 2-1-0 | | |
| 4-8-0 | 0-3-0 | 2-1-0 | | HOME | | 0-3-0 | | 2-1-0 | | 0-0-0 | | |
| 4-5-0 | 0-0-0 | 0-0-0 | | AWAY | | 1-2-0 | | 1-2-0 | | 2-1-0 | | |
| 0-0-0 | 0-0-0 | 0-0-0 | | NEUTRAL | | 0-0-0 | | 0-0-0 | | 0-0-0 | | |
| RPI | S | Opponent | Score | RPI | S | Opponent | Score | RPI | S | Opponent | Score | |
| 5 | H | Indiana | 3 6 | 38 | H | Kansas | 5 3 | 54 | H | Illinois | 1 5 | |
| 5 | H | Indiana | 3 5 | 38 | H | Kansas | 12 7 | 54 | H | Illinois | 1 4 | |
| 5 | H | Indiana | 3 14 | 39 | H | Nebraska | 1 5 | 54 | H | Illinois | 2 4 | |
| | | | | 39 | H | Nebraska | 2 1 | 55 | N | Ball St. | 16 6 | |
| | | | | 39 | H | Nebraska | 8 4 | 64 | N | Saint Joseph's | 9 7 | |
| | | | | | | | | 98 | A | Kansas St. | 2 5 | |
| | | | | | | | | 98 | A | Kansas St. | 8 12 | |
| | | | | | | | | 98 | A | Kansas St. | 2 3 | |
| | | | | | | | | 100 | A | Ohio St. | 2 3 | |
| | | | | | | | | 100 | A | Ohio St. | 17 2 | |
| | | | | | | | | 100 | A | Ohio St. | 4 9 | |
| | | | | | | | | | | 200 | H Western Ill. | |
| | | | | | | | | | | 208 | N Omaha | |
| | | | | | | | | | | 225 | N Georgetown | |
| | | | | | | | | | | 225 | N Georgetown | |
| | | | | | | | | | | 230 | N Maine | |
| | | | | | | | | | | 232 | H South Dakota St. | |
| | | | | | | | | | | 232 | H South Dakota St. | |
| | | | | | | | | | | 232 | H South Dakota St. | |
| | | | | | | | | | | 238 | A Austin Peay | |
| | | | | | | | | | | 238 | A Austin Peay | |
| | | | | | | | | | | 238 | A Austin Peay | |
| | | | | | | | | | | 241 | A Northwestern | |
| | | | | | | | | | | 241 | A Northwestern | |
| | | | | | | | | | | 241 | A Northwestern | |
| | | | | | | | | | | 283 | N St. Bonaventure | |
| | | | | | | | | | | 300 | N Mississippi Val. | |
| LAST 15 GAMES | | | | LAST 15 GAMES | | | | LAST 15 GAMES | | | | |
| | | | | 54 | H | Illinois | 2 4 | 232 | H | South Dakota St. | 12 3 | |
| | | | | 54 | H | Illinois | 1 5 | 232 | H | South Dakota St. | 2 1 | |
| | | | | 54 | H | Illinois | 1 4 | 121 | H | Minnesota | 7 6 | |
| | | | | 100 | A | Ohio St. | 2 3 | | | | | |
| | | | | 100 | A | Ohio St. | 17 2 | | | | | |

Non-Div. I Games: Upper Iowa 8 3 Otterbein 17 5

Iowa

| | | | | |
|-----|---|------------------|---|---|
| 100 | A | Ohio St. | 4 | 9 |
| 232 | H | South Dakota St. | 4 | 3 |

I
o
w
a

I
o
w
a

[illegible]

Non-Div. I Games:

Xavier

| | | | | |
|-----|---|-----------------|---|---|
| 114 | H | St. John's (NY) | 3 | 7 |
| 168 | H | Cincinnati | 6 | 3 |

| RPI | S | Opponent | Score | |
|-----|---|--------------|-------|----|
| 252 | A | Northern Ky. | 8 | 17 |
| 252 | H | Northern Ky. | 6 | 3 |
| 257 | N | Norfolk St. | 6 | 5 |
| 292 | H | Ohio | 14 | 0 |

Xavier

X
a
v
i
e
r

X
a
v
i
e
r

| Average RPI Win: 195 | | WON-LOST RECORD | | WINNING PCT. RANK | | LAST 15 GAMES | | STRENGTH OF SCHEDULE | | OPP. STRENGTH OF SCHEDULE | | TEAM RPI | | ADJ RPI | | CONF. RPI | | ADJ CONF. RPI | |
|----------------------|---|-----------------|--|-------------------|----|----------------|---|----------------------|--|---------------------------|---|----------|---|--------------------|--|-----------|----|---------------|--|
| DIV. I ONLY | | 31-22-0 | | .58491 88 | | 6-9-0 | | 170 | | 164 | | 106 | | .51689 106 | | 17 | | 17 | |
| DIV. I NON-CONF. | | 15-11-0 | | .57692 98 | | 0-4-0 | | 205 | | 152 | | 145 | | .50369 144 | | 16 | | 18 | |
| TOTALS | | RPI 1-25 | | RPI 26-50 | | W-L RECORDS | | RPI 51-100 | | RPI 101-150 | | RPI 150+ | | | | | | | |
| 31-22-0 | | 0-5-0 | | 0-3-0 | | OVERALL | | 0-0-0 | | 12-5-0 | | 19-9-0 | | | | | | | |
| 18-9-0 | | 0-4-0 | | 0-0-0 | | HOME | | 0-0-0 | | 5-1-0 | | 13-4-0 | | | | | | | |
| 13-13-0 | | 0-1-0 | | 0-3-0 | | AWAY | | 0-0-0 | | 7-4-0 | | 6-5-0 | | | | | | | |
| 0-0-0 | | 0-0-0 | | 0-0-0 | | NEUTRAL | | 0-0-0 | | 0-0-0 | | 0-0-0 | | | | | | | |
| 15-11-0 | | 0-5-0 | | 0-0-0 | | NON-CONFERENCE | | 0-0-0 | | 4-1-0 | | 11-5-0 | | | | | | | |
| 10-5-0 | | 0-4-0 | | 0-0-0 | | HOME | | 0-0-0 | | 3-1-0 | | 7-0-0 | | | | | | | |
| 5-6-0 | | 0-1-0 | | 0-0- | | AWAY | | 0-0-0 | | 1-0-0 | | 4-5-0 | | | | | | | |
| 0-0-0 | | 0-0-0 | | 0-0-0 | | NEUTRAL | | 0-0-0 | | 0-0-0 | | 0-0-0 | | | | | | | |
| 16-11-0 | | 0-0-0 | | 0-3-0 | | CONFERENCE | | 0-0-0 | | 8-4-0 | | 8-4-0 | | | | | | | |
| 8-4-0 | | 0-0-0 | | 0-0-0 | | HOME | | 0-0-0 | | 2-0-0 | | 6-4-0 | | | | | | | |
| 8-7-0 | | 0-0-0 | | 0-3-0 | | AWAY | | 0-0-0 | | 6-4-0 | | 2-0-0 | | | | | | | |
| 0-0-0 | | 0-0-0 | | 0-0-0 | | NEUTRAL | | 0-0-0 | | 0-0-0 | | 0-0-0 | | | | | | | |
| RPI | S | Opponent | | Score | | RPI | S | Opponent | | Score | | RPI | S | Opponent | | Score | | | |
| 9 | A | La.-Lafayette | | 8 | 10 | 33 | A | Sam Houston St. | | 1 | 2 | 108 | A | A&M-Corpus Christi | | 3 | 11 | | |
| 9 | H | La.-Lafayette | | 5 | 6 | 33 | A | Sam Houston St. | | 1 | 4 | 108 | A | A&M-Corpus Christi | | 4 | 2 | | |
| 15 | H | Ole Miss | | 1 | 2 | 33 | A | Sam Houston St. | | 3 | 5 | 108 | A | A&M-Corpus Christi | | 5 | 3 | | |
| 15 | H | Ole Miss | | 3 | 8 | | | | | | | 124 | A | Central Ark. | | 0 | 3 | | |
| 20 | H | LSU | | 3 | 7 | | | | | | | 124 | A | Central Ark. | | 6 | 0 | | |
| | | | | | | | | | | | | 124 | A | Central Ark. | | 7 | 4 | | |
| | | | | | | | | | | | | 137 | A | South Ala. | | 5 | 0 | | |
| | | | | | | | | | | | | 137 | H | South Ala. | | 9 | 3 | | |
| | | | | | | | | | | | | 140 | A | McNeese St. | | 13 | 3 | | |
| | | | | | | | | | | | | 140 | A | McNeese St. | | 3 | 5 | | |
| | | | | | | | | | | | | 140 | A | McNeese St. | | 10 | 2 | | |
| | | | | | | | | | | | | 141 | H | Sacred Heart | | 6 | 2 | | |
| | | | | | | | | | | | | 141 | H | Sacred Heart | | 0 | 2 | | |
| | | | | | | | | | | | | 141 | H | Sacred Heart | | 2 | 1 | | |
| | | | | | | | | | | | | 144 | A | Nicholls St. | | 3 | 5 | | |
| | | | | | | | | | | | | 144 | H | Nicholls St. | | 15 | 0 | | |
| | | | | | | | | | | | | 144 | H | Nicholls St. | | 4 | 2 | | |
| | | | | | | | | | | | | 158 | A | Tulane | | 6 | 3 | | |
| | | | | | | | | | | | | 158 | A | Tulane | | 2 | 3 | | |
| | | | | | | | | | | | | 158 | H | Tulane | | 5 | 1 | | |
| | | | | | | | | | | | | 162 | H | Lamar | | 4 | 2 | | |
| | | | | | | | | | | | | 162 | H | Lamar | | 3 | 5 | | |
| | | | | | | | | | | | | 162 | H | Lamar | | 7 | 6 | | |
| | | | | | | | | | | | | 167 | A | La.-Monroe | | 2 | 3 | | |
| | | | | | | | | | | | | 167 | A | La.-Monroe | | 5 | 6 | | |
| | | | | | | | | | | | | 167 | A | La.-Monroe | | 13 | 4 | | |
| | | | | | | | | | | | | 174 | H | Houston Baptist | | 1 | 7 | | |
| LAST 15 GAMES | | | | | | | | | | | | | | | | | | | |
| | | | | | | 140 | A | McNeese St. | | 3 | 5 | 9 | A | La.-Lafayette | | 8 | 10 | | |
| | | | | | | 140 | A | McNeese St. | | 13 | 3 | 9 | H | La.-Lafayette | | 5 | 6 | | |
| | | | | | | 140 | A | McNeese St. | | 10 | 2 | 33 | A | Sam Houston St. | | 1 | 4 | | |
| | | | | | | 158 | A | Tulane | | 2 | 3 | | | | | | | | |
| | | | | | | 144 | H | Nicholls St. | | 15 | 0 | | | | | | | | |

Non-Div. I Games:

Southeastern La.

| | | |
|--------------------|---|---|
| 144 A Nicholls St. | 3 | 5 |
| 144 H Nicholls St. | 4 | 2 |

| RPI | S | Opponent | Score | |
|-----|---|-------------------|-------|----|
| 174 | H | Houston Baptist | 0 | 6 |
| 174 | H | Houston Baptist | 13 | 6 |
| 240 | A | Louisiana Tech | 15 | 6 |
| 240 | A | Louisiana Tech | 1 | 2 |
| 240 | A | Louisiana Tech | 4 | 2 |
| 261 | H | George Washington | 9 | 3 |
| 261 | H | George Washington | 6 | 1 |
| 261 | H | George Washington | 14 | 9 |
| 267 | A | New Orleans | 10 | 3 |
| 267 | A | New Orleans | 5 | 3 |
| 267 | H | New Orleans | 2 | 1 |
| 268 | H | Incarnate Word | 5 | 4 |
| 268 | H | Incarnate Word | 3 | 5 |
| 268 | H | Incarnate Word | 3 | 0 |
| 288 | A | Jackson St. | 6 | 12 |
| 288 | H | Jackson St. | 3 | 2 |
| 295 | H | Alcorn | 20 | 4 |
| 299 | H | Grambling | 13 | 0 |

S
o
u
t
h
e
a
s
t
e
r
n
L
a
.

S
o
u
t
h
e
a
s
t
e
r
n
L
a
.

| Average RPI Win: 138 | | WON-LOST | WINNING | LAST 15 | STRENGTH OF | | OPP. STRENGTH | TEAM | ADJ | CONF. | ADJ CONF. |
|----------------------|--------------|----------|---------------|----------------|-------------|-------|-------------------|-------|-------------|-------------------|-----------|
| Average RPI Loss: 75 | | RECORD | PCT. RANK | GAMES | SCHEDULE | | OF SCHEDULE | RPI | RPI | RPI | RPI |
| DIV. I ONLY | | 26-26-0 | .5 | 139 | 7-8-0 | | 64 | 63 | 107 | .51687 | 107 |
| DIV. I NON-CONF. | | 16-18-0 | .47059 | 172 | 1-6-0 | | 112 | 21 | 144 | .50382 | 143 |
| TOTALS | | RPI 1-25 | RPI 26-50 | | W-L RECORDS | | RPI 51-100 | | RPI 101-150 | | RPI 150+ |
| 26-26-0 | 1-4-0 | 2-6-0 | | OVERALL | | 6-9-0 | | 3-3-0 | | 14-4-0 | |
| 19-10-0 | 0-1-0 | 1-4-0 | | HOME | | 4-3-0 | | 3-1-0 | | 11-1-0 | |
| 7-13-0 | 1-3-0 | 1-2-0 | | AWAY | | 2-6-0 | | 0-0-0 | | 3-2-0 | |
| 0-3-0 | 0-0-0 | 0-0-0 | | NEUTRAL | | 0-0-0 | | 0-2-0 | | 0-1-0 | |
| 16-18-0 | 1-1-0 | 1-4-0 | | NON-CONFERENCE | | 5-7-0 | | 1-2-0 | | 8-4-0 | |
| 10-7-0 | 0-1-0 | 0-2-0 | | HOME | | 4-3-0 | | 1-0-0 | | 5-1-0 | |
| 6-8-0 | 1-0-0 | 1-0- | | AWAY | | 1-4-0 | | 0-0-0 | | 3-2-0 | |
| 0-3-0 | 0-0-0 | 0-0-0 | | NEUTRAL | | 0-0-0 | | 0-2-0 | | 0-1-0 | |
| 10-8-0 | 0-3-0 | 1-2-0 | | CONFERENCE | | 1-2-0 | | 2-1-0 | | 6-0-0 | |
| 9-3-0 | 0-0-0 | 1-2-0 | | HOME | | 0-0-0 | | 2-1-0 | | 6-0-0 | |
| 1-5-0 | 0-3-0 | 0-0-0 | | AWAY | | 1-2-0 | | 0-0-0 | | 0-0-0 | |
| 0-0-0 | 0-0-0 | 0-0-0 | | NEUTRAL | | 0-0-0 | | 0-0-0 | | 0-0-0 | |
| RPI S | Opponent | Score | RPI S | Opponent | Score | RPI S | Opponent | Score | RPI S | Opponent | Score |
| 17 A | Indiana St. | 0 3 | 37 H | Dallas Baptist | 2 8 | 52 H | Long Beach St. | 0 7 | 117 N | UConn | 1 2 |
| 17 A | Indiana St. | 4 5 | 37 H | Dallas Baptist | 8 5 | 52 H | Long Beach St. | 5 4 | 119 N | Missouri | 4 5 |
| 17 A | Indiana St. | 2 3 | 37 H | Dallas Baptist | 4 6 | 56 A | Evansville | 2 13 | 124 H | Central Ark. | 9 6 |
| 24 A | Oklahoma St. | 6 4 | 38 A | Kansas | 2 4 | 56 A | Evansville | 13 3 | 125 H | Missouri St. | 3 4 |
| 24 H | Oklahoma St. | 0 3 | 38 H | Kansas | 3 10 | 56 A | Evansville | 1 5 | 125 H | Missouri St. | 5 0 |
| | | | 39 H | Nebraska | 3 7 | 63 A | UC Santa Barbara | 16 5 | 125 H | Missouri St. | 5 1 |
| | | | 41 A | Arizona St. | 12 9 | 63 A | UC Santa Barbara | 1 2 | 154 N | George Mason | 4 5 |
| | | | 41 A | Arizona St. | 5 9 | 63 A | UC Santa Barbara | 2 3 | 158 A | Tulane | 4 5 |
| | | | | | | 78 A | Oral Roberts | 4 9 | 158 A | Tulane | 10 3 |
| | | | | | | 78 H | Oral Roberts | 6 5 | 158 A | Tulane | 1 5 |
| | | | | | | 86 H | Cal St. Fullerton | 4 2 | 166 H | Stephen F. Austin | 6 0 |
| | | | | | | 86 H | Cal St. Fullerton | 3 2 | 166 H | Stephen F. Austin | 0 1 |
| | | | | | | 86 H | Cal St. Fullerton | 1 5 | 166 H | Stephen F. Austin | 4 3 |
| | | | | | | 98 A | Kansas St. | 2 3 | 171 H | Bradley | 7 0 |
| | | | | | | 98 H | Kansas St. | 4 10 | 171 H | Bradley | 8 4 |
| | | | | | | | | | 171 H | Bradley | 4 3 |
| | | | | | | | | | 186 A | Coastal Caro. | 5 2 |
| | | | | | | | | | 186 A | Coastal Caro. | 10 0 |
| | | | | | | | | | 193 H | Southern Ill. | 11 1 |
| | | | | | | | | | 193 H | Southern Ill. | 4 3 |
| | | | | | | | | | 193 H | Southern Ill. | 10 0 |
| | | | | | | | | | 244 H | SIU Edwardsville | 21 2 |
| | | | | | | | | | 244 H | SIU Edwardsville | 7 3 |
| | | | | | | | | | 244 H | SIU Edwardsville | 6 1 |
| | | | LAST 15 GAMES | | | | | | | | |
| | | | 37 H | Dallas Baptist | 4 6 | 24 H | Oklahoma St. | 0 3 | | | |
| | | | 37 H | Dallas Baptist | 2 8 | 38 H | Kansas | 3 10 | | | |
| | | | 37 H | Dallas Baptist | 8 5 | 158 A | Tulane | 10 3 | | | |
| | | | 98 H | Kansas St. | 4 10 | | | | | | |
| | | | 171 H | Bradley | 8 4 | | | | | | |

Non-Div. I Games:

Wichita St.

| | | |
|---------------|---|---|
| 171 H Bradley | 7 | 0 |
| 171 H Bradley | 4 | 3 |

W
i
c
h
i
t
a
s
t
.

W
i
c
h
i
t
a
s
t
.

| Average RPI Win: 177 | | WON-LOST RECORD | | WINNING PCT. RANK | | LAST 15 GAMES | | STRENGTH OF SCHEDULE | | OPP. STRENGTH OF SCHEDULE | | TEAM RPI | | ADJ RPI | | CONF. RPI | | ADJ CONF. RPI | | | | | |
|-------------------------|---|-----------------|--|-------------------|----|----------------|----|----------------------|--|---------------------------|---|--------------|---|------------|-----|-------------------------|-------------------|---------------|----|--|--|----|----|
| DIV. I ONLY | | 29-22-0 | | .56863 100 | | 11-3-0 | | 169 | | 101 | | 108 | | .51619 108 | | 17 | | 17 | | | | | |
| DIV. I NON-CONF. | | 10-14-0 | | .41667 203 | | 0-1-0 | | 128 | | 43 | | 167 | | .49613 167 | | 16 | | 18 | | | | | |
| TOTALS | | RPI 1-25 | | RPI 26-50 | | W-L RECORDS | | RPI 51-100 | | RPI 101-150 | | RPI 150+ | | | | | | | | | | | |
| 29-22-0 | | 0-4-0 | | 0-0-0 | | OVERALL | | 2-3-0 | | 9-6-0 | | 18-9-0 | | | | | | | | | | | |
| 12-13-0 | | 0-1-0 | | 0-0-0 | | HOME | | 2-1-0 | | 3-5-0 | | 7-6-0 | | | | | | | | | | | |
| 17-9-0 | | 0-3-0 | | 0-0-0 | | AWAY | | 0-2-0 | | 6-1-0 | | 11-3-0 | | | | | | | | | | | |
| 0-0-0 | | 0-0-0 | | 0-0-0 | | NEUTRAL | | 0-0-0 | | 0-0-0 | | 0-0-0 | | | | | | | | | | | |
| 10-14-0 | | 0-4-0 | | 0-0-0 | | NON-CONFERENCE | | 0-2-0 | | 3-3-0 | | 7-5-0 | | | | | | | | | | | |
| 4-6-0 | | 0-1-0 | | 0-0-0 | | HOME | | 0-0-0 | | 0-2-0 | | 4-3-0 | | | | | | | | | | | |
| 6-8-0 | | 0-3-0 | | 0-0- | | AWAY | | 0-2-0 | | 3-1-0 | | 3-2-0 | | | | | | | | | | | |
| 0-0-0 | | 0-0-0 | | 0-0-0 | | NEUTRAL | | 0-0-0 | | 0-0-0 | | 0-0-0 | | | | | | | | | | | |
| 19-8-0 | | 0-0-0 | | 0-0-0 | | CONFERENCE | | 2-1-0 | | 6-3-0 | | 11-4-0 | | | | | | | | | | | |
| 8-7-0 | | 0-0-0 | | 0-0-0 | | HOME | | 2-1-0 | | 3-3-0 | | 3-3-0 | | | | | | | | | | | |
| 11-1-0 | | 0-0-0 | | 0-0-0 | | AWAY | | 0-0-0 | | 3-0-0 | | 8-1-0 | | | | | | | | | | | |
| 0-0-0 | | 0-0-0 | | 0-0-0 | | NEUTRAL | | 0-0-0 | | 0-0-0 | | 0-0-0 | | | | | | | | | | | |
| RPI | S | Opponent | | Score | | RPI | S | Opponent | | Score | | RPI | S | Opponent | | Score | | | | | | | |
| 6 | A | Rice | | 10 | 12 | | | | | 78 | H | Oral Roberts | 4 | 1 | 102 | A | UTSA | 6 | 1 | | | | |
| 8 | A | Houston | | 0 | 10 | | | | | 78 | H | Oral Roberts | 6 | 17 | 102 | H | UTSA | 2 | 10 | | | | |
| 11 | A | Texas | | 0 | 10 | | | | | 78 | H | Oral Roberts | 7 | 2 | 102 | H | UTSA | 3 | 8 | | | | |
| 13 | H | TCU | | 4 | 7 | | | | | 81 | A | Texas St. | 4 | 6 | 106 | H | Southeastern La. | 2 | 4 | | | | |
| | | | | | | | | | | 95 | A | Baylor | 4 | 8 | 106 | H | Southeastern La. | 11 | 3 | | | | |
| | | | | | | | | | | | | | | | 106 | H | Southeastern La. | 3 | 5 | | | | |
| | | | | | | | | | | | | | | | 113 | A | Texas-Arlington | 7 | 3 | | | | |
| | | | | | | | | | | | | | | | 113 | A | Texas-Arlington | 2 | 11 | | | | |
| | | | | | | | | | | | | | | | 113 | A | Texas-Arlington | 6 | 3 | | | | |
| | | | | | | | | | | | | | | | 124 | H | Central Ark. | 6 | 3 | | | | |
| | | | | | | | | | | | | | | | 124 | H | Central Ark. | 2 | 4 | | | | |
| | | | | | | | | | | | | | | | 124 | H | Central Ark. | 9 | 4 | | | | |
| | | | | | | | | | | | | | | | 133 | A | Northwestern St. | 4 | 3 | | | | |
| | | | | | | | | | | | | | | | 133 | A | Northwestern St. | 5 | 3 | | | | |
| | | | | | | | | | | | | | | | 133 | A | Northwestern St. | 7 | 5 | | | | |
| | | | | | | | | | | | | | | | 162 | H | Lamar | 2 | 1 | | | | |
| | | | | | | | | | | | | | | | 162 | H | Lamar | 7 | 10 | | | | |
| | | | | | | | | | | | | | | | 162 | H | Lamar | 5 | 2 | | | | |
| | | | | | | | | | | | | | | | 166 | H | Stephen F. Austin | 6 | 7 | | | | |
| | | | | | | | | | | | | | | | 166 | H | Stephen F. Austin | 10 | 12 | | | | |
| | | | | | | | | | | | | | | | 166 | H | Stephen F. Austin | 9 | 8 | | | | |
| | | | | | | | | | | | | | | | 174 | A | Houston Baptist | 8 | 9 | | | | |
| | | | | | | | | | | | | | | | 174 | A | Houston Baptist | 14 | 1 | | | | |
| | | | | | | | | | | | | | | | 174 | A | Houston Baptist | 11 | 1 | | | | |
| | | | | | | | | | | | | | | | 178 | H | BYU | 3 | 1 | | | | |
| | | | | | | | | | | | | | | | 178 | H | BYU | 2 | 10 | | | | |
| | | | | | | | | | | | | | | | 204 | A | Tex.-Pan American | 10 | 0 | | | | |
| LAST 15 GAMES | | | | | | | | | | | | | | | | | | | | | | | |
| 162 H Lamar | | | | | | 7 | 10 | 78 H Oral Roberts | | | | | | 6 | 17 | 174 A Houston Baptist | | | | | | 14 | 1 |
| 162 H Lamar | | | | | | 2 | 1 | 78 H Oral Roberts | | | | | | 4 | 1 | 174 A Houston Baptist | | | | | | 11 | 1 |
| 162 H Lamar | | | | | | 5 | 2 | 78 H Oral Roberts | | | | | | 7 | 2 | 178 H BYU | | | | | | 3 | 1 |
| 277 A Abilene Christian | | | | | | 11 | 10 | | | | | | | | | 178 H BYU | | | | | | 2 | 10 |
| 277 A Abilene Christian | | | | | | 8 | 4 | | | | | | | | | 204 A Tex.-Pan American | | | | | | 10 | 0 |

Non-Div. I Games: Houston-Victoria 3 2

A&M-Corpus Christi

| | | | | |
|-----|---|-------------------|---|---|
| 277 | A | Abilene Christian | 8 | 6 |
| 95 | A | Baylor | 4 | 8 |

| RPI | S | Opponent | Score | |
|-----|---|-------------------|-------|----|
| 204 | A | Tex.-Pan American | 15 | 7 |
| 204 | A | Tex.-Pan American | 6 | 4 |
| 204 | A | Tex.-Pan American | 2 | 3 |
| 204 | A | Tex.-Pan American | 1 | 11 |
| 204 | H | Tex.-Pan American | 8 | 7 |
| 204 | H | Tex.-Pan American | 12 | 5 |
| 217 | H | Valparaiso | 1 | 5 |
| 217 | H | Valparaiso | 0 | 4 |
| 217 | H | Valparaiso | 7 | 4 |
| 267 | A | New Orleans | 3 | 2 |
| 267 | A | New Orleans | 1 | 0 |
| 267 | A | New Orleans | 3 | 2 |
| 277 | A | Abilene Christian | 11 | 10 |
| 277 | A | Abilene Christian | 8 | 6 |
| 277 | A | Abilene Christian | 8 | 4 |

A&M-Corpus Christi

A
&
M
-
C
o
r
p
u
s
C
h
r
i
s
t
i

| Average RPI Win: 149 | | WON-LOST RECORD | | WINNING PCT. RANK | | LAST 15 GAMES | | STRENGTH OF SCHEDULE | | OPP. STRENGTH OF SCHEDULE | | TEAM RPI | | ADJ RPI | | CONF. RPI | | ADJ CONF. RPI | |
|----------------------|---|-----------------|-------|-------------------|-----|----------------|---------------|----------------------|---|---------------------------|---|--------------------|-------|------------|-----|-----------|-----------------|---------------|---|
| DIV. I ONLY | | 26-26-1 | | .5 139 | | 8-4-0 | | 96 | | 108 | | 109 | | .51581 109 | | 11 | | 11 | |
| DIV. I NON-CONF. | | 13-15-1 | | .46552 173 | | 3-0-0 | | 139 | | 127 | | 158 | | .49912 158 | | 8 | | 9 | |
| TOTALS | | RPI 1-25 | | RPI 26-50 | | W-L RECORDS | | RPI 51-100 | | RPI 101-150 | | RPI 150+ | | | | | | | |
| 26-26-1 | | 1-6-1 | | 2-2-0 | | OVERALL | | 5-6-0 | | 6-5-0 | | 12-7-0 | | | | | | | |
| 10-9-0 | | 0-0-0 | | 1-2-0 | | HOME | | 2-1-0 | | 4-4-0 | | 3-2-0 | | | | | | | |
| 10-12-0 | | 1-5-0 | | 1-0-0 | | AWAY | | 3-5-0 | | 1-0-0 | | 4-2-0 | | | | | | | |
| 6-5-1 | | 0-1-1 | | 0-0-0 | | NEUTRAL | | 0-0-0 | | 1-1-0 | | 5-3-0 | | | | | | | |
| 13-15-1 | | 0-4-1 | | 1-0-0 | | NON-CONFERENCE | | 1-4-0 | | 3-2-0 | | 8-5-0 | | | | | | | |
| 4-3-0 | | 0-0-0 | | 0-0-0 | | HOME | | 0-0-0 | | 1-1-0 | | 3-2-0 | | | | | | | |
| 3-7-0 | | 0-3-0 | | 1-0- | | AWAY | | 1-4-0 | | 1-0-0 | | 0-0-0 | | | | | | | |
| 6-5-1 | | 0-1-1 | | 0-0-0 | | NEUTRAL | | 0-0-0 | | 1-1-0 | | 5-3-0 | | | | | | | |
| 13-11-0 | | 1-2-0 | | 1-2-0 | | CONFERENCE | | 4-2-0 | | 3-3-0 | | 4-2-0 | | | | | | | |
| 6-6-0 | | 0-0-0 | | 1-2-0 | | HOME | | 2-1-0 | | 3-3-0 | | 0-0-0 | | | | | | | |
| 7-5-0 | | 1-2-0 | | 0-0-0 | | AWAY | | 2-1-0 | | 0-0-0 | | 4-2-0 | | | | | | | |
| 0-0-0 | | 0-0-0 | | 0-0-0 | | NEUTRAL | | 0-0-0 | | 0-0-0 | | 0-0-0 | | | | | | | |
| RPI | S | Opponent | Score | | RPI | S | Opponent | Score | | RPI | S | Opponent | Score | | RPI | S | Opponent | Score | |
| 5 | A | Indiana | 3 | 5 | 39 | H | Nebraska | 4 | 6 | 54 | A | Illinois | 0 | 1 | 104 | H | Iowa | 6 | 5 |
| 5 | A | Indiana | 4 | 3 | 39 | H | Nebraska | 7 | 5 | 54 | A | Illinois | 4 | 2 | 104 | H | Iowa | 4 | 2 |
| 5 | A | Indiana | 1 | 5 | 39 | H | Nebraska | 1 | 3 | 54 | A | Illinois | 17 | 9 | 104 | H | Iowa | 2 | 3 |
| 8 | A | Houston | 3 | 4 | 48 | A | UCF | 3 | 2 | 59 | A | North Carolina St. | 0 | 3 | 115 | N | UCLA | 0 | 5 |
| 8 | A | Houston | 1 | 2 | | | | | | 73 | A | Col. of Charleston | 3 | 4 | 121 | H | Minnesota | 1 | 3 |
| 8 | A | Houston | 0 | 1 | | | | | | 73 | A | Col. of Charleston | 2 | 3 | 121 | H | Minnesota | 8 | 1 |
| 23 | N | Washington | 6 | 8 | | | | | | 74 | A | FGCU | 6 | 4 | 121 | H | Minnesota | 6 | 9 |
| 23 | N | Washington | 7 | 7 | | | | | | 81 | A | Texas St. | 7 | 8 | 126 | A | Central Mich. | 7 | 1 |
| | | | | | | | | | | 100 | H | Ohio St. | 4 | 1 | 126 | H | Central Mich. | 6 | 3 |
| | | | | | | | | | | 100 | H | Ohio St. | 0 | 1 | 138 | H | Bowling Green | 4 | 7 |
| | | | | | | | | | | 100 | H | Ohio St. | 5 | 1 | 150 | N | Kent St. | 3 | 2 |
| | | | | | | | | | | | | | | | 183 | N | Appalachian St. | 4 | 3 |
| | | | | | | | | | | | | | | | 183 | N | Appalachian St. | 1 | 4 |
| | | | | | | | | | | | | | | | 194 | H | Notre Dame | 1 | 9 |
| | | | | | | | | | | | | | | | 194 | N | Notre Dame | 4 | 2 |
| | | | | | | | | | | | | | | | 197 | A | Purdue | 2 | 6 |
| | | | | | | | | | | | | | | | 197 | A | Purdue | 13 | 3 |
| | | | | | | | | | | | | | | | 197 | A | Purdue | 7 | 6 |
| | | | | | | | | | | | | | | | 209 | H | Western Mich. | 12 | 4 |
| | | | | | | | | | | | | | | | 224 | N | Princeton | 5 | 6 |
| | | | | | | | | | | | | | | | 224 | N | Princeton | 8 | 2 |
| | | | | | | | | | | | | | | | 224 | N | Princeton | 4 | 2 |
| | | | | | | | | | | | | | | | 224 | N | Princeton | 3 | 7 |
| | | | | | | | | | | | | | | | 226 | N | Air Force | 8 | 2 |
| | | | | | | | | | | | | | | | 241 | A | Northwestern | 3 | 5 |
| | | | | | | | | | | | | | | | 241 | A | Northwestern | 18 | 6 |
| | | | | | | | | | | | | | | | 241 | A | Northwestern | 5 | 3 |
| LAST 15 GAMES | | | | | | | | | | | | | | | | | | | |
| | | | | | 264 | H | Oakland | 7 | 4 | | | | | | 241 | A | Northwestern | 3 | 5 |
| | | | | | 100 | H | Ohio St. | 4 | 1 | | | | | | 264 | H | Oakland | 3 | 1 |
| | | | | | 100 | H | Ohio St. | 5 | 1 | | | | | | 39 | H | Nebraska | 7 | 5 |
| | | | | | 100 | H | Ohio St. | 0 | 1 | | | | | | | | | | |
| | | | | | 126 | A | Central Mich. | 7 | 1 | | | | | | | | | | |

Non-Div. I Games:

Michigan

| | | | | |
|-----|---|--------------|----|---|
| 241 | A | Northwestern | 5 | 3 |
| 241 | A | Northwestern | 18 | 6 |

| RPI | S | Opponent | Score | |
|-----|---|---------------|-------|---|
| 264 | H | Oakland | 3 | 1 |
| 264 | H | Oakland | 7 | 4 |
| 273 | H | Eastern Mich. | 3 | 4 |

Michigan

M
i
c
h
i
g
a
n

M
i
c
h
i
g
a
n

| Average RPI Win: | 146 | WON-LOST RECORD | WINNING PCT. RANK | LAST 15 GAMES | STRENGTH OF SCHEDULE | OPP. STRENGTH OF SCHEDULE | TEAM RPI | ADJ RPI | CONF. RPI | ADJ CONF. RPI | |
|------------------|----------|-----------------|-------------------|----------------|----------------------|---------------------------|----------|-------------|-----------|-------------------|-------|
| DIV. I ONLY | | 26-26-0 | .5 139 | 7-8-0 | 78 | 116 | 110 | .5158 110 | 7 | 7 | |
| DIV. I NON-CONF. | | 19-12-0 | .6129 71 | 4-2-0 | 105 | 181 | 73 | .53434 73 | 7 | 6 | |
| <hr/> | | | | | | | | | | | |
| TOTALS | RPI 1-25 | RPI 26-50 | | W-L RECORDS | | RPI 51-100 | | RPI 101-150 | | RPI 150+ | |
| 26-26-0 | 3-6-0 | 2-2-0 | | OVERALL | | 6-4-0 | | 3-6-0 | | 12-8-0 | |
| 16-10-0 | 0-1-0 | 1-2-0 | | HOME | | 3-1-0 | | 2-4-0 | | 10-2-0 | |
| 10-14-0 | 3-4-0 | 1-0-0 | | AWAY | | 3-3-0 | | 1-2-0 | | 2-5-0 | |
| 0-2-0 | 0-1-0 | 0-0-0 | | NEUTRAL | | 0-0-0 | | 0-0-0 | | 0-1-0 | |
| 19-12-0 | 1-2-0 | 1-0-0 | | NON-CONFERENCE | | 6-4-0 | | 1-2-0 | | 10-4-0 | |
| 13-4-0 | 0-1-0 | 0-0-0 | | HOME | | 3-1-0 | | 1-2-0 | | 9-0-0 | |
| 6-6-0 | 1-0-0 | 1-0- | | AWAY | | 3-3-0 | | 0-0-0 | | 1-3-0 | |
| 0-2-0 | 0-1-0 | 0-0-0 | | NEUTRAL | | 0-0-0 | | 0-0-0 | | 0-1-0 | |
| 7-14-0 | 2-4-0 | 1-2-0 | | CONFERENCE | | 0-0-0 | | 2-4-0 | | 2-4-0 | |
| 3-6-0 | 0-0-0 | 1-2-0 | | HOME | | 0-0-0 | | 1-2-0 | | 1-2-0 | |
| 4-8-0 | 2-4-0 | 0-0-0 | | AWAY | | 0-0-0 | | 1-2-0 | | 1-2-0 | |
| 0-0-0 | 0-0-0 | 0-0-0 | | NEUTRAL | | 0-0-0 | | 0-0-0 | | 0-0-0 | |
| RPI | S | Opponent | Score | RPI | S | Opponent | Score | RPI | S | Opponent | Score |
| 7 | N | Vanderbilt | 1 2 | 42 | A | Mississippi St. | 6 4 | 60 | A | Arkansas St. | 7 10 |
| 8 | A | Houston | 2 1 | 48 | H | UCF | 8 9 | 60 | H | Arkansas St. | 4 6 |
| 8 | A | Houston | 3 6 | 48 | H | UCF | 0 10 | 75 | H | Southeast Mo. St. | 9 5 |
| 8 | A | Houston | 2 6 | 48 | H | UCF | 2 1 | 75 | H | Southeast Mo. St. | 3 2 |
| 15 | A | Ole Miss | 4 1 | | | | | 75 | H | Southeast Mo. St. | 8 4 |
| 15 | H | Ole Miss | 1 9 | | | | | 82 | A | Samford | 11 6 |
| 18 | A | Louisville | 7 8 | | | | | 82 | A | Samford | 2 3 |
| 18 | A | Louisville | 3 2 | | | | | 82 | A | Samford | 8 3 |
| 18 | A | Louisville | 4 5 | | | | | 88 | A | Middle Tenn. | 8 4 |
| | | | | | | | | 88 | A | Middle Tenn. | 5 6 |
| | | | | | | | | | | | |
| | | | | | | | | | | | |
| | | | | | | | | | | | |
| | | | | | | | | | | | |
| | | | | | | | | | | | |
| | | | | | | | | | | | |
| | | | | | | | | | | | |
| | | | | | | | | | | | |
| | | | | | | | | | | | |
| | | | | | | | | | | | |
| | | | | | | | | | | | |
| | | | | | | | | | | | |
| | | | | | | | | | | | |
| | | | | | | | | | | | |
| | | | | | | | | | | | |
| | | | | | | | | | | | |
| | | | | | | | | | | | |
| | | | | | | | | | | | |
| | | | | | | | | | | | |
| | | | | | | | | | | | |
| | | | | | | | | | | | |
| | | | | | | | | | | | |
| | | | | | | | | | | | |
| | | | | | | | | | | | |
| | | | | | | | | | | | |
| | | | | | | | | | | | |
| | | | | | | | | | | | |
| | | | | | | | | | | | |
| | | | | | | | | | | | |
| | | | | | | | | | | | |
| | | | | | | | | | | | |
| | | | | | | | | | | | |
| | | | | | | | | | | | |
| | | | | | | | | | | | |
| | | | | | | | | | | | |
| | | | | | | | | | | | |
| | | | | | | | | | | | |
| | | | | | | | | | | | |
| | | | | | | | | | | | |
| | | | | | | | | | | | |
| | | | | | | | | | | | |
| | | | | | | | | | | | |
| | | | | | | | | | | | |
| | | | | | | | | | | | |
| | | | | | | | | | | | |
| | | | | | | | | | | | |
| | | | | | | | | | | | |
| | | | | | | | | | | | |
| | | | | | | | | | | | |
| | | | | | | | | | | | |
| | | | | | | | | | | | |
| | | | | | | | | | | | |
| | | | | | | | | | | | |
| | | | | | | | | | | | |
| | | | | | | | | | | | |
| | | | | | | | | | | | |
| | | | | | | | | | | | |
| | | | | | | | | | | | |
| | | | | | | | | | | | |
| | | | | | | | | | | | |
| | | | | | | | | | | | |
| | | | | | | | | | | | |
| | | | | | | | | | | | |
| | | | | | | | | | | | |
| | | | | | | | | | | | |
| | | | | | | | | | | | |
| | | | | | | | | | | | |
| | | | | | | | | | | | |
| | | | | | | | | | | | |
| | | | | | | | | | | | |
| | | | | | | | | | | | |
| | | | | | | | | | | | |

Non-Div. I Games:

Memphis

| | | | | |
|-----|---|------------------|----|---|
| 117 | H | UConn | 5 | 8 |
| 300 | H | Mississippi Val. | 17 | 1 |

| RPI | S | Opponent | Score | |
|-----|---|------------------|-------|---|
| 295 | H | Alcorn | 6 | 4 |
| 300 | H | Mississippi Val. | 17 | 1 |

Memphis

M
e
m
p
h
i
s

M
e
m
p
h
i
s

M
i
c
h
i
g
a
n
s
t
.

Michigan St.

Michigan St.

| | | | | |
|----|---|----------|---|----|
| 54 | A | Illinois | 9 | 10 |
| 54 | A | Illinois | 4 | 5 |

Through Games Of May 11, 2014

| RPI | S | Opponent | Score | |
|-----|---|---------------|-------|---|
| 272 | N | Harvard | 4 | 0 |
| 273 | A | Eastern Mich. | 5 | 3 |
| 273 | H | Eastern Mich. | 12 | 4 |

Michigan St.

M
i
c
h
i
g
a
n
s
t
.

M
i
c
h
i
g
a
n
s
t
.

| Average RPI Win: | | 228 | WON-LOST RECORD | | WINNING PCT. RANK | | LAST 15 GAMES | | STRENGTH OF SCHEDULE | | OPP. STRENGTH OF SCHEDULE | | TEAM RPI | | ADJ RPI | | CONF. RPI | | ADJ CONF. RPI | |
|------------------|---|------------|-----------------|-----------|-------------------|----------------|---------------|-------------|----------------------|-------------|---------------------------|----------|----------|--------------------|------------|-------|-----------|--|---------------|--|
| DIV. I ONLY | | | 31-19-0 | | .62 63 | | 12-3-0 | | 199 | | 231 | | 112 | | .51506 112 | | 28 | | 28 | |
| DIV. I NON-CONF. | | | 8-16-0 | | .33333 239 | | 2-2-0 | | 41 | | 110 | | 180 | | .49044 180 | | 26 | | 26 | |
| TOTALS | | RPI 1-25 | | RPI 26-50 | | W-L RECORDS | | RPI 51-100 | | RPI 101-150 | | RPI 150+ | | | | | | | | |
| 31-19-0 | | 1-4-0 | | 1-1-0 | | OVERALL | | 0-1-0 | | 1-5-0 | | 28-8-0 | | | | | | | | |
| 18-5-0 | | 0-0-0 | | 0-0-0 | | HOME | | 0-0-0 | | 0-2-0 | | 18-3-0 | | | | | | | | |
| 12-9-0 | | 1-4-0 | | 1-0-0 | | AWAY | | 0-1-0 | | 0-0-0 | | 10-4-0 | | | | | | | | |
| 1-5-0 | | 0-0-0 | | 0-1-0 | | NEUTRAL | | 0-0-0 | | 1-3-0 | | 0-1-0 | | | | | | | | |
| 8-16-0 | | 1-4-0 | | 1-1-0 | | NON-CONFERENCE | | 0-1-0 | | 1-5-0 | | 5-5-0 | | | | | | | | |
| 4-4-0 | | 0-0-0 | | 0-0-0 | | HOME | | 0-0-0 | | 0-2-0 | | 4-2-0 | | | | | | | | |
| 3-7-0 | | 1-4-0 | | 1-0- | | AWAY | | 0-1-0 | | 0-0-0 | | 1-2-0 | | | | | | | | |
| 1-5-0 | | 0-0-0 | | 0-1-0 | | NEUTRAL | | 0-0-0 | | 1-3-0 | | 0-1-0 | | | | | | | | |
| 23-3-0 | | 0-0-0 | | 0-0-0 | | CONFERENCE | | 0-0-0 | | 0-0-0 | | 23-3-0 | | | | | | | | |
| 14-1-0 | | 0-0-0 | | 0-0-0 | | HOME | | 0-0-0 | | 0-0-0 | | 14-1-0 | | | | | | | | |
| 9-2-0 | | 0-0-0 | | 0-0-0 | | AWAY | | 0-0-0 | | 0-0-0 | | 9-2-0 | | | | | | | | |
| 0-0-0 | | 0-0-0 | | 0-0-0 | | NEUTRAL | | 0-0-0 | | 0-0-0 | | 0-0-0 | | | | | | | | |
| RPI | S | Opponent | | Score | | RPI | S | Opponent | | Score | | RPI | S | Opponent | | Score | | | | |
| 4 | A | Oregon St. | | 6 | 2 | 26 | A | UC Irvine | | 3 | 1 | 52 | A | Long Beach St. | | 1 | 4 | | | |
| 4 | A | Oregon St. | | 0 | 7 | 41 | N | Arizona St. | | 2 | 7 | | | 105 H Xavier | | 4 | 9 | | | |
| 4 | A | Oregon St. | | 2 | 13 | | | | | | | | | 105 N Xavier | | 2 | 3 | | | |
| 4 | A | Oregon St. | | 4 | 6 | | | | | | | | | 111 N Michigan St. | | 1 | 4 | | | |
| 19 | A | Kentucky | | 1 | 7 | | | | | | | | | 111 N Michigan St. | | 7 | 1 | | | |
| | | | | | | | | | | | | | | 111 N Michigan St. | | 1 | 2 | | | |
| | | | | | | | | | | | | | | 150 H Kent St. | | 7 | 9 | | | |
| | | | | | | | | | | | | | | 168 A Cincinnati | | 3 | 12 | | | |
| | | | | | | | | | | | | | | 168 N Cincinnati | | 7 | 8 | | | |
| | | | | | | | | | | | | | | 171 H Bradley | | 1 | 5 | | | |
| | | | | | | | | | | | | | | 171 H Bradley | | 9 | 7 | | | |
| | | | | | | | | | | | | | | 185 A Toledo | | 4 | 10 | | | |
| | | | | | | | | | | | | | | 187 A Akron | | 3 | 1 | | | |
| | | | | | | | | | | | | | | 187 H Akron | | 5 | 9 | | | |
| | | | | | | | | | | | | | | 216 H Dayton | | 8 | 4 | | | |
| | | | | | | | | | | | | | | 216 H Dayton | | 6 | 0 | | | |
| | | | | | | | | | | | | | | 216 H Dayton | | 13 | 1 | | | |
| | | | | | | | | | | | | | | 217 A Valparaiso | | 4 | 2 | | | |
| | | | | | | | | | | | | | | 217 A Valparaiso | | 1 | 3 | | | |
| | | | | | | | | | | | | | | 217 A Valparaiso | | 0 | 2 | | | |
| | | | | | | | | | | | | | | 217 H Valparaiso | | 1 | 11 | | | |
| | | | | | | | | | | | | | | 217 H Valparaiso | | 6 | 4 | | | |
| | | | | | | | | | | | | | | 217 H Valparaiso | | 1 | 0 | | | |
| | | | | | | | | | | | | | | 239 A Ill.-Chicago | | 11 | 5 | | | |
| | | | | | | | | | | | | | | 239 A Ill.-Chicago | | 9 | 7 | | | |
| | | | | | | | | | | | | | | 239 A Ill.-Chicago | | 4 | 1 | | | |
| | | | | | | | | | | | | | | 239 H Ill.-Chicago | | 18 | 10 | | | |
| | | | | | | | | | | | | | | 239 H Ill.-Chicago | | 8 | 7 | | | |

Non-Div. I Games:

Wright St.

Wright St.

| | | |
|----------------------|----|----|
| 280 H Youngstown St. | 16 | 11 |
| 280 H Youngstown St. | 14 | 12 |

Through Games Of May 11, 2014

| RPI | S | Opponent | Score | |
|-----|---|----------------|-------|----|
| 239 | H | Ill.-Chicago | 8 | 6 |
| 264 | A | Oakland | 8 | 6 |
| 264 | A | Oakland | 17 | 6 |
| 264 | A | Oakland | 11 | 8 |
| 264 | H | Oakland | 2 | 0 |
| 264 | H | Oakland | 5 | 4 |
| 264 | H | Oakland | 5 | 2 |
| 280 | A | Youngstown St. | 4 | 2 |
| 280 | A | Youngstown St. | 5 | 1 |
| 280 | H | Youngstown St. | 7 | 3 |
| 280 | H | Youngstown St. | 14 | 12 |
| 280 | H | Youngstown St. | 16 | 11 |
| 285 | H | Milwaukee | 5 | 4 |
| 285 | H | Milwaukee | 11 | 6 |
| 285 | H | Milwaukee | 6 | 5 |

Wright St.

W
r
i
g
h
t
S
t
.

W
r
i
g
h
t
S
t
.

| | | | | | | | | | | | | |
|-------------------|---------------|-----------|---------------|-----------------|-------------|---------------|--------------|-------------|--------|--------------------|-------|----|
| Average RPI Win: | 117 | WON-LOST | WINNING | LAST 15 | STRENGTH OF | OPP. STRENGTH | TEAM | ADJ | CONF. | ADJ CONF. | | |
| Average RPI Loss: | 109 | RECORD | PCT. RANK | GAMES | SCHEDULE | OF SCHEDULE | RPI | RPI | RPI | RPI | | |
| DIV. I ONLY | | 25-25-0 | .5 | 139 | 9-4-0 | 91 | 39 | 113 | .51503 | 113 | 10 | 10 |
| DIV. I NON-CONF. | | 9-14-0 | .3913 | 215 | 1-0-0 | 107 | 15 | 203 | .47798 | 201 | 11 | 11 |
| <hr/> | | | | | | | | | | | | |
| TOTALS | RPI 1-25 | RPI 26-50 | | W-L RECORDS | | RPI 51-100 | | RPI 101-150 | | RPI 150+ | | |
| 25-25-0 | 2-5-0 | 2-1-0 | | OVERALL | | 6-7-0 | | 6-3-0 | | 9-9-0 | | |
| 13-15-0 | 1-4-0 | 2-1-0 | | HOME | | 5-3-0 | | 2-2-0 | | 3-5-0 | | |
| 12-10-0 | 1-1-0 | 0-0-0 | | AWAY | | 1-4-0 | | 4-1-0 | | 6-4-0 | | |
| 0-0-0 | 0-0-0 | 0-0-0 | | NEUTRAL | | 0-0-0 | | 0-0-0 | | 0-0-0 | | |
| 9-14-0 | 1-3-0 | 2-1-0 | | NON-CONFERENCE | | 2-2-0 | | 3-3-0 | | 1-5-0 | | |
| 6-10-0 | 0-2-0 | 2-1-0 | | HOME | | 1-1-0 | | 2-2-0 | | 1-4-0 | | |
| 3-4-0 | 1-1-0 | 0-0- | | AWAY | | 1-1-0 | | 1-1-0 | | 0-1-0 | | |
| 0-0-0 | 0-0-0 | 0-0-0 | | NEUTRAL | | 0-0-0 | | 0-0-0 | | 0-0-0 | | |
| 16-11-0 | 1-2-0 | 0-0-0 | | CONFERENCE | | 4-5-0 | | 3-0-0 | | 8-4-0 | | |
| 7-5-0 | 1-2-0 | 0-0-0 | | HOME | | 4-2-0 | | 0-0-0 | | 2-1-0 | | |
| 9-6-0 | 0-0-0 | 0-0-0 | | AWAY | | 0-3-0 | | 3-0-0 | | 6-3-0 | | |
| 0-0-0 | 0-0-0 | 0-0-0 | | NEUTRAL | | 0-0-0 | | 0-0-0 | | 0-0-0 | | |
| <hr/> | | | | | | | | | | | | |
| RPI S | Opponent | Score | RPI S | Opponent | Score | RPI S | Opponent | Score | RPI S | Opponent | Score | |
| 9 H | La.-Lafayette | 5 9 | 33 H | Sam Houston St. | 7 6 | 60 H | Arkansas St. | 6 2 | 108 H | A&M-Corpus Christi | 3 6 | |
| 9 H | La.-Lafayette | 5 9 | 35 H | Texas A&M | 4 5 | 60 H | Arkansas St. | 10 14 | 108 H | A&M-Corpus Christi | 11 2 | |
| 9 H | La.-Lafayette | 5 4 | 43 H | Columbia | 8 4 | 60 H | Arkansas St. | 1 5 | 108 H | A&M-Corpus Christi | 3 7 | |
| 11 A | Texas | 2 10 | | | | 81 A | Texas St. | 5 10 | 125 H | Missouri St. | 6 5 | |
| 13 A | TCU | 10 2 | | | | 81 A | Texas St. | 5 7 | 137 A | South Ala. | 6 2 | |
| 13 H | TCU | 6 12 | | | | 81 A | Texas St. | 1 3 | 137 A | South Ala. | 8 3 | |
| 24 H | Oklahoma St. | 3 4 | | | | 89 A | Oklahoma | 6 5 | 137 A | South Ala. | 6 1 | |
| | | | | | | 89 H | Oklahoma | 2 3 | 140 A | McNeese St. | 5 6 | |
| | | | | | | 92 H | Western Ky. | 5 3 | 140 A | McNeese St. | 9 8 | |
| | | | | | | 92 H | Western Ky. | 5 3 | 156 A | UALR | 6 8 | |
| | | | | | | 92 H | Western Ky. | 8 5 | 156 A | UALR | 8 3 | |
| | | | | | | 95 A | Baylor | 2 5 | 156 A | UALR | 6 5 | |
| | | | | | | 95 H | Baylor | 14 3 | 165 H | Utah | 9 3 | |
| | | | | | | | | | 165 H | Utah | 3 5 | |
| | | | | | | | | | 166 H | Stephen F. Austin | 9 14 | |
| | | | | | | | | | 167 H | La.-Monroe | 6 1 | |
| | | | | | | | | | 167 H | La.-Monroe | 5 7 | |
| | | | | | | | | | 167 H | La.-Monroe | 10 8 | |
| | | | | | | | | | 173 A | Georgia St. | 6 3 | |
| | | | | | | | | | 173 A | Georgia St. | 10 11 | |
| | | | | | | | | | 173 A | Georgia St. | 6 4 | |
| | | | | | | | | | 174 A | Houston Baptist | 4 7 | |
| | | | | | | | | | 182 A | Troy | 11 6 | |
| | | | | | | | | | 182 A | Troy | 8 11 | |
| | | | | | | | | | 182 A | Troy | 6 5 | |
| | | | | | | | | | 268 H | Incarnate Word | 1 4 | |
| | | | | | | | | | 277 H | Abilene Christian | 1 2 | |
| <hr/> | | | | | | | | | | | | |
| | | | LAST 15 GAMES | | | | | | | | | |
| | | | 92 H | Western Ky. | 5 3 | 182 A | Troy | 8 11 | 182 A | Troy | 11 6 | |
| | | | 92 H | Western Ky. | 8 5 | 182 A | Troy | 11 6 | 182 A | Troy | 8 11 | |
| | | | 92 H | Western Ky. | 5 3 | 89 A | Oklahoma | 6 5 | 182 A | Troy | 6 5 | |
| | | | 156 A | UALR | 8 3 | | | | 268 H | Incarnate Word | 1 4 | |
| | | | 156 A | UALR | 6 8 | | | | 277 H | Abilene Christian | 1 2 | |

| | | | | | | |
|--------------------------|--------------------------|-----------|----------|-----------------------|-----------|----------|
| Non-Div. I Games: | Arlington Baptist | 16 | 3 | Texas Wesleyan | 11 | 3 |
|--------------------------|--------------------------|-----------|----------|-----------------------|-----------|----------|

Texas-Arlington

| | | |
|------------|---|---|
| 156 A UALR | 6 | 5 |
| 182 A Troy | 6 | 5 |

T
e
x
a
s
-
A
r
l
i
n
g
t
o
n

T
e
x
a
s
-
A
r
l
i
n
g
t
o
n

[illegible]

| | | | |
|-------------------|---------------|----|---|
| Non-Div. I Games: | Fla. Memorial | 18 | 1 |
|-------------------|---------------|----|---|

St. John's (NY)

| | | | | |
|-----|---|--------|---|---|
| 105 | A | Xavier | 3 | 2 |
| 105 | A | Xavier | 7 | 3 |

| RPI | S | Opponent | Score | |
|-----|---|-------------|-------|---|
| 279 | H | Albany (NY) | 8 | 5 |
| 286 | H | Iona | 7 | 2 |
| 302 | A | NYIT | 17 | 8 |
| 302 | H | NYIT | 11 | 2 |
| 302 | H | NYIT | 13 | 0 |

St. John's (NY)

S
t
.
J
o
h
n
.
s
(
N
Y
)

S
t
.
J
o
h
n
.
s
(
N
Y
)

| Average RPI Win: | | 111 | WON-LOST RECORD | | WINNING PCT. RANK | | LAST 15 GAMES | | STRENGTH OF SCHEDULE | | OPP. STRENGTH OF SCHEDULE | | TEAM RPI | | ADJ RPI | | CONF. RPI | | ADJ CONF. RPI | | | | |
|------------------|---|------------|-----------------|-----------|-------------------|----------------|---------------|-------------------|----------------------|-------------|---------------------------|----------|----------|---------------------|------------|-------|-----------|-----|---------------|--------------------|--|-------|---|
| DIV. I ONLY | | | 23-25-1 | | .47959 162 | | 4-10-1 | | 68 | | 12 | | 116 | | .51361 115 | | 4 | | 4 | | | | |
| DIV. I NON-CONF. | | | 12-11-1 | | .52083 137 | | 1-1-1 | | 45 | | 26 | | 94 | | .5208 94 | | 3 | | 3 | | | | |
| TOTALS | | RPI 1-25 | | RPI 26-50 | | W-L RECORDS | | RPI 51-100 | | RPI 101-150 | | RPI 150+ | | | | | | | | | | | |
| 23-25-1 | | 1-6-0 | | 3-5-0 | | OVERALL | | 7-8-1 | | 5-2-0 | | 7-4-0 | | | | | | | | | | | |
| 11-17-0 | | 1-3-0 | | 3-5-0 | | HOME | | 1-6-0 | | 3-2-0 | | 3-1-0 | | | | | | | | | | | |
| 9-8-1 | | 0-3-0 | | 0-0-0 | | AWAY | | 5-2-1 | | 1-0-0 | | 3-3-0 | | | | | | | | | | | |
| 3-0-0 | | 0-0-0 | | 0-0-0 | | NEUTRAL | | 1-0-0 | | 1-0-0 | | 1-0-0 | | | | | | | | | | | |
| 12-11-1 | | 1-3-0 | | 1-1-0 | | NON-CONFERENCE | | 3-5-1 | | 3-1-0 | | 4-1-0 | | | | | | | | | | | |
| 7-9-0 | | 1-3-0 | | 1-1-0 | | HOME | | 1-3-0 | | 1-1-0 | | 3-1-0 | | | | | | | | | | | |
| 2-2-1 | | 0-0-0 | | 0-0- | | AWAY | | 1-2-1 | | 1-0-0 | | 0-0-0 | | | | | | | | | | | |
| 3-0-0 | | 0-0-0 | | 0-0-0 | | NEUTRAL | | 1-0-0 | | 1-0-0 | | 1-0-0 | | | | | | | | | | | |
| 11-14-0 | | 0-3-0 | | 2-4-0 | | CONFERENCE | | 4-3-0 | | 2-1-0 | | 3-3-0 | | | | | | | | | | | |
| 4-8-0 | | 0-0-0 | | 2-4-0 | | HOME | | 0-3-0 | | 2-1-0 | | 0-0-0 | | | | | | | | | | | |
| 7-6-0 | | 0-3-0 | | 0-0-0 | | AWAY | | 4-0-0 | | 0-0-0 | | 3-3-0 | | | | | | | | | | | |
| 0-0-0 | | 0-0-0 | | 0-0-0 | | NEUTRAL | | 0-0-0 | | 0-0-0 | | 0-0-0 | | | | | | | | | | | |
| RPI | S | Opponent | | Score | | RPI | S | Opponent | | Score | | RPI | S | Opponent | | Score | | RPI | S | Opponent | | Score | |
| 4 | A | Oregon St. | | 3 | 9 | 26 | H | UC Irvine | | 5 | 0 | 52 | A | Long Beach St. | | 5 | 8 | 109 | N | Michigan | | 5 | 0 |
| 4 | A | Oregon St. | | 2 | 4 | 32 | H | Stanford | | 0 | 5 | 52 | A | Long Beach St. | | 1 | 0 | 122 | H | Washington St. | | 8 | 7 |
| 4 | A | Oregon St. | | 2 | 11 | 32 | H | Stanford | | 7 | 2 | 52 | H | Long Beach St. | | 0 | 4 | 122 | H | Washington St. | | 4 | 2 |
| 8 | H | Houston | | 3 | 4 | 32 | H | Stanford | | 2 | 5 | 52 | H | Long Beach St. | | 2 | 1 | 122 | H | Washington St. | | 0 | 2 |
| 16 | H | Cal Poly | | 0 | 8 | 40 | H | Pepperdine | | 7 | 8 | 59 | N | North Carolina St. | | 2 | 0 | 130 | A | Loyola Marymount | | 5 | 3 |
| 16 | H | Cal Poly | | 5 | 2 | 41 | H | Arizona St. | | 5 | 6 | 63 | A | UC Santa Barbara | | 5 | 5 | 130 | H | Loyola Marymount | | 3 | 0 |
| 16 | H | Cal Poly | | 1 | 9 | 41 | H | Arizona St. | | 7 | 3 | 63 | H | UC Santa Barbara | | 4 | 6 | 130 | H | Loyola Marymount | | 1 | 6 |
| | | | | | | 41 | H | Arizona St. | | 5 | 8 | 66 | A | California | | 6 | 1 | 165 | A | Utah | | 7 | 3 |
| | | | | | | | | | | | | 66 | A | California | | 3 | 1 | 165 | A | Utah | | 6 | 8 |
| | | | | | | | | | | | | 66 | A | California | | 3 | 2 | 165 | A | Utah | | 3 | 1 |
| | | | | | | | | | | | | 80 | A | Southern California | | 6 | 5 | 175 | H | Cal St. Northridge | | 7 | 1 |
| | | | | | | | | | | | | 80 | H | Southern California | | 4 | 7 | 184 | A | Arizona | | 8 | 0 |
| | | | | | | | | | | | | 80 | H | Southern California | | 0 | 10 | 184 | A | Arizona | | 2 | 3 |
| | | | | | | | | | | | | 80 | H | Southern California | | 2 | 3 | 184 | A | Arizona | | 5 | 6 |
| | | | | | | | | | | | | 86 | A | Cal St. Fullerton | | 3 | 4 | 194 | N | Notre Dame | | 2 | 1 |
| | | | | | | | | | | | | 86 | H | Cal St. Fullerton | | 0 | 1 | 254 | H | Portland | | 12 | 1 |
| | | | | | | | | | | | | | | | | | | 254 | H | Portland | | 0 | 1 |
| | | | | | | | | | | | | | | | | | | 254 | H | Portland | | 4 | 3 |
| LAST 15 GAMES | | | | | | | | | | | | | | | | | | | | | | | |
| | | | | | | 4 | A | Oregon St. | | 2 | 11 | 63 | A | UC Santa Barbara | | 5 | 5 | | | | | | |
| | | | | | | 4 | A | Oregon St. | | 3 | 9 | 80 | H | Southern California | | 4 | 7 | | | | | | |
| | | | | | | 4 | A | Oregon St. | | 2 | 4 | 80 | H | Southern California | | 2 | 3 | | | | | | |
| | | | | | | 86 | H | Cal St. Fullerton | | 0 | 1 | | | | | | | | | | | | |
| | | | | | | 32 | H | Stanford | | 2 | 5 | | | | | | | | | | | | |

Non-Div. I Games:

UCLA

| | | |
|---------------|---|---|
| 32 H Stanford | 0 | 5 |
| 32 H Stanford | 7 | 2 |

U
C
L
A

U
C
L
A

| | | | | | | | | | | | | | | |
|------------------|----------|-----------------|-------------------|----------------|----------------------|---------------------------|---------------------|-------------|-----------|---------------|-------|--------------------|----|---|
| Average RPI Win: | 223 | WON-LOST RECORD | WINNING PCT. RANK | LAST 15 GAMES | STRENGTH OF SCHEDULE | OPP. STRENGTH OF SCHEDULE | TEAM RPI | ADJ RPI | CONF. RPI | ADJ CONF. RPI | | | | |
| DIV. I ONLY | | 31-15-0 | .67391 | 37 | 11-4-0 | 277 | 219 | 117 | .51356 | 116 | 23 | 23 | | |
| DIV. I NON-CONF. | | 15-11-0 | .57692 | 98 | 2-1-0 | 254 | 194 | 157 | .49917 | 157 | 23 | 23 | | |
| <hr/> | | | | | | | | | | | | | | |
| TOTALS | RPI 1-25 | RPI 26-50 | | W-L RECORDS | | RPI 51-100 | | RPI 101-150 | | RPI 150+ | | | | |
| 31-15-0 | 0-0-0 | 1-1-0 | | OVERALL | | 2-6-0 | | 3-2-0 | | 25-6-0 | | | | |
| 17-2-0 | 0-0-0 | 0-0-0 | | HOME | | 0-0-0 | | 1-1-0 | | 16-1-0 | | | | |
| 13-10-0 | 0-0-0 | 0-0-0 | | AWAY | | 2-6-0 | | 2-1-0 | | 9-3-0 | | | | |
| 1-3-0 | 0-0-0 | 1-1-0 | | NEUTRAL | | 0-0-0 | | 0-0-0 | | 0-2-0 | | | | |
| <hr/> | | | | | | | | | | | | | | |
| 15-11-0 | 0-0-0 | 1-1-0 | | NON-CONFERENCE | | 2-6-0 | | 2-1-0 | | 10-3-0 | | | | |
| 9-1-0 | 0-0-0 | 0-0-0 | | HOME | | 0-0-0 | | 1-1-0 | | 8-0-0 | | | | |
| 5-7-0 | 0-0-0 | 0-0- | | AWAY | | 2-6-0 | | 1-0-0 | | 2-1-0 | | | | |
| 1-3-0 | 0-0-0 | 1-1-0 | | NEUTRAL | | 0-0-0 | | 0-0-0 | | 0-2-0 | | | | |
| <hr/> | | | | | | | | | | | | | | |
| 16-4-0 | 0-0-0 | 0-0-0 | | CONFERENCE | | 0-0-0 | | 1-1-0 | | 15-3-0 | | | | |
| 8-1-0 | 0-0-0 | 0-0-0 | | HOME | | 0-0-0 | | 0-0-0 | | 8-1-0 | | | | |
| 8-3-0 | 0-0-0 | 0-0-0 | | AWAY | | 0-0-0 | | 1-1-0 | | 7-2-0 | | | | |
| 0-0-0 | 0-0-0 | 0-0-0 | | NEUTRAL | | 0-0-0 | | 0-0-0 | | 0-0-0 | | | | |
| <hr/> | | | | | | | | | | | | | | |
| RPI S | Opponent | Score | RPI S | Opponent | Score | RPI S | Opponent | Score | RPI S | Opponent | Score | | | |
| 36 | N | Bryant | 3 | 4 | 61 | A | FIU | 2 | 6 | 117 | A | UConn | 6 | 3 |
| 36 | N | Bryant | 8 | 5 | 61 | A | FIU | 0 | 10 | 128 | A | Hartford | 1 | 0 |
| | | | | | 61 | A | FIU | 2 | 12 | 128 | A | Hartford | 0 | 1 |
| | | | | | 69 | A | UC Riverside | 2 | 1 | 141 | H | Sacred Heart | 7 | 1 |
| | | | | | 69 | A | UC Riverside | 2 | 3 | 142 | H | Central Conn. St. | 1 | 4 |
| | | | | | 69 | A | UC Riverside | 3 | 11 | 152 | N | Saint Louis | 8 | 9 |
| | | | | | 80 | A | Southern California | 4 | 3 | 160 | H | Binghamton | 5 | 4 |
| | | | | | 94 | A | Wake Forest | 3 | 4 | 160 | H | Binghamton | 3 | 1 |
| | | | | | | | | | | 160 | H | Binghamton | 12 | 2 |
| | | | | | | | | | | 175 | A | Cal St. Northridge | 0 | 1 |
| | | | | | | | | | | 219 | A | UMass Lowell | 1 | 2 |
| | | | | | | | | | | 219 | A | UMass Lowell | 1 | 3 |
| | | | | | | | | | | 219 | A | UMass Lowell | 9 | 3 |
| | | | | | | | | | | 230 | H | Maine | 4 | 1 |
| | | | | | | | | | | 230 | H | Maine | 11 | 3 |
| | | | | | | | | | | 230 | H | Maine | 1 | 2 |
| | | | | | | | | | | 250 | H | Fordham | 10 | 9 |
| | | | | | | | | | | 250 | H | Fordham | 6 | 0 |
| | | | | | | | | | | 250 | H | Fordham | 10 | 0 |
| | | | | | | | | | | 256 | A | UMBC | 11 | 3 |
| | | | | | | | | | | 256 | A | UMBC | 10 | 3 |
| | | | | | | | | | | 256 | A | UMBC | 5 | 3 |
| | | | | | | | | | | 270 | H | Rhode Island | 5 | 4 |
| | | | | | | | | | | 275 | H | Manhattan | 16 | 4 |
| | | | | | | | | | | 279 | A | Albany (NY) | 13 | 2 |
| | | | | | | | | | | 279 | A | Albany (NY) | 12 | 7 |
| | | | | | | | | | | 279 | A | Albany (NY) | 6 | 3 |

Non-Div. I Games:

Stony Brook

| | | | | |
|-----|---|-------|----|---|
| 230 | H | Maine | 11 | 3 |
| 230 | H | Maine | 1 | 2 |

| RPI | S | Opponent | Score | |
|-----|---|---------------|-------|---|
| 279 | H | Albany (NY) | 6 | 2 |
| 279 | H | Albany (NY) | 7 | 0 |
| 279 | H | Albany (NY) | 7 | 3 |
| 281 | H | Marist | 9 | 3 |
| 282 | N | Saint Peter's | 3 | 7 |
| 286 | A | Iona | 6 | 4 |
| 286 | H | Iona | 4 | 0 |
| 302 | A | NYIT | 15 | 4 |
| 302 | H | NYIT | 3 | 2 |

Stony Brook

S
t
o
n
y
B
r
o
o
k

S
t
o
n
y
B
r
o
o
k

| Average RPI Win: 179 | | WON-LOST | WINNING | LAST 15 | STRENGTH OF | | OPP. STRENGTH | TEAM | ADJ | CONF. | ADJ CONF. |
|----------------------|-------------|----------|---------------|----------|----------------|-------|---------------|-------|-------------|-------------------|-----------|
| Average RPI Loss: 90 | | RECORD | PCT. RANK | GAMES | SCHEDULE | | OF SCHEDULE | RPI | RPI | RPI | RPI |
| DIV. I ONLY | | 23-27-0 | .46 | 175 | 5-10-0 | | 100 | 90 | 118 | .51322 | 117 |
| DIV. I NON-CONF. | | 16-14-0 | .53333 | 129 | 3-1-0 | | 129 | 123 | 83 | .52507 | 83 |
| TOTALS | | RPI 1-25 | RPI 26-50 | | W-L RECORDS | | RPI 51-100 | | RPI 101-150 | | RPI 150+ |
| 23-27-0 | | 0-10-0 | 0-2-0 | | OVERALL | | 2-3-0 | | 7-6-0 | | 14-6-0 |
| 5-9-0 | | 0-3-0 | 0-2-0 | | HOME | | 1-1-0 | | 1-1-0 | | 3-2-0 |
| 11-15-0 | | 0-6-0 | 0-0-0 | | AWAY | | 0-0-0 | | 3-5-0 | | 8-4-0 |
| 7-3-0 | | 0-1-0 | 0-0-0 | | NEUTRAL | | 1-2-0 | | 3-0-0 | | 3-0-0 |
| 16-14-0 | | 0-4-0 | 0-2-0 | | NON-CONFERENCE | | 1-2-0 | | 4-3-0 | | 11-3-0 |
| 3-3-0 | | 0-0-0 | 0-2-0 | | HOME | | 0-0-0 | | 1-1-0 | | 2-0-0 |
| 6-8-0 | | 0-3-0 | 0-0-0 | | AWAY | | 0-0-0 | | 0-2-0 | | 6-3-0 |
| 7-3-0 | | 0-1-0 | 0-0-0 | | NEUTRAL | | 1-2-0 | | 3-0-0 | | 3-0-0 |
| 7-13-0 | | 0-6-0 | 0-0-0 | | CONFERENCE | | 1-1-0 | | 3-3-0 | | 3-3-0 |
| 2-6-0 | | 0-3-0 | 0-0-0 | | HOME | | 1-1-0 | | 0-0-0 | | 1-2-0 |
| 5-7-0 | | 0-3-0 | 0-0-0 | | AWAY | | 0-0-0 | | 3-3-0 | | 2-1-0 |
| 0-0-0 | | 0-0-0 | 0-0-0 | | NEUTRAL | | 0-0-0 | | 0-0-0 | | 0-0-0 |
| RPI S | Opponent | Score | RPI S | Opponent | Score | RPI S | Opponent | Score | RPI S | Opponent | Score |
| 3 A | Florida | 1 2 | 36 H | Bryant | 3 5 | 54 N | Illinois | 6 0 | 107 N | Wichita St. | 2 1 |
| 3 A | Florida | 5 6 | 36 H | Bryant | 2 7 | 68 N | Auburn | 3 7 | 110 A | Memphis | 13 2 |
| 3 A | Florida | 0 1 | | | | 79 H | Rutgers | 11 4 | 110 A | Memphis | 1 6 |
| 8 H | Houston | 1 3 | | | | 79 H | Rutgers | 5 7 | 110 A | Memphis | 8 5 |
| 8 H | Houston | 2 7 | | | | 100 N | Ohio St. | 2 8 | 116 H | Stony Brook | 3 6 |
| 8 H | Houston | 4 8 | | | | | | | 128 A | Hartford | 2 3 |
| 17 N | Indiana St. | 0 3 | | | | | | | 141 N | Sacred Heart | 5 0 |
| 18 A | Louisville | 2 8 | | | | | | | 142 H | Central Conn. St. | 9 1 |
| 18 A | Louisville | 1 6 | | | | | | | 142 N | Central Conn. St. | 6 1 |
| 18 A | Louisville | 0 2 | | | | | | | 143 A | South Fla. | 2 6 |
| | | | | | | | | | 143 A | South Fla. | 4 2 |
| | | | | | | | | | 143 A | South Fla. | 1 2 |
| | | | | | | | | | 149 A | Boston College | 1 2 |
| | | | | | | | | | 154 N | George Mason | 11 2 |
| | | | | | | | | | 168 A | Cincinnati | 14 3 |
| | | | | | | | | | 168 A | Cincinnati | 7 2 |
| | | | | | | | | | 168 A | Cincinnati | 1 3 |
| | | | | | | | | | 172 A | Lipscomb | 6 4 |
| | | | | | | | | | 172 A | Lipscomb | 3 4 |
| | | | | | | | | | 172 A | Lipscomb | 1 14 |
| | | | | | | | | | 189 A | Northeastern | 2 0 |
| | | | | | | | | | 231 H | Temple | 4 1 |
| | | | | | | | | | 231 H | Temple | 2 6 |
| | | | | | | | | | 231 H | Temple | 4 7 |
| | | | | | | | | | 235 H | Yale | 14 1 |
| | | | | | | | | | 237 A | Quinnipiac | 5 3 |
| | | | | | | | | | 243 A | Villanova | 7 6 |
| | | | LAST 15 GAMES | | | | | | | | |
| | | | 8 H | Houston | 4 8 | 18 A | Louisville | 2 8 | | | |
| | | | 8 H | Houston | 1 3 | 18 A | Louisville | 1 6 | | | |
| | | | 8 H | Houston | 2 7 | 18 A | Louisville | 0 2 | | | |
| | | | 110 A | Memphis | 13 2 | | | | | | |
| | | | 110 A | Memphis | 1 6 | | | | | | |

Non-Div. I Games:

UConn

| | | | | |
|-----|---|---------------|---|---|
| 110 | A | Memphis | 8 | 5 |
| 246 | A | Massachusetts | 4 | 5 |

| RPI | S | Opponent | Score | |
|-----|---|---------------|-------|---|
| 246 | A | Massachusetts | 8 | 5 |
| 246 | A | Massachusetts | 4 | 5 |
| 247 | H | Brown | 7 | 4 |
| 249 | A | La Salle | 17 | 1 |
| 272 | N | Harvard | 9 | 4 |
| 282 | N | Saint Peter's | 10 | 1 |

UConn

U
C
o
n
n

U
C
o
n
n

| Average RPI Win: 225 | | WON-LOST | WINNING | LAST 15 | STRENGTH OF | | OPP. STRENGTH | TEAM | ADJ | | CONF. | ADJ CONF. | | |
|-----------------------|---|----------------|-----------|---------|----------------|---|---------------|-------|-------------|--------|----------|----------------|-------|----|
| Average RPI Loss: 166 | | RECORD | PCT. RANK | GAMES | SCHEDULE | | OF SCHEDULE | RPI | RPI | | RPI | RPI | | |
| DIV. I ONLY | | 27-17-1 | .61111 | 68 | 11-4-0 | | 213 | 260 | 119 | .51306 | 118 | 24 | 24 | |
| DIV. I NON-CONF. | | 10-12-1 | .45652 | 184 | 0-1-0 | | 226 | 268 | 201 | .47809 | 200 | 28 | 28 | |
| TOTALS | | RPI 1-25 | RPI 26-50 | | W-L RECORDS | | RPI 51-100 | | RPI 101-150 | | RPI 150+ | | | |
| 27-17-1 | | 0-3-0 | 0-0-0 | | OVERALL | | 1-0-0 | | 3-5-0 | | 24-9-1 | | | |
| 11-3-0 | | 0-0-0 | 0-0-0 | | HOME | | 0-0-0 | | 0-0-0 | | 12-3-0 | | | |
| 7-10-0 | | 0-3-0 | 0-0-0 | | AWAY | | 0-0-0 | | 2-3-0 | | 5-4-0 | | | |
| 9-4-1 | | 0-0-0 | 0-0-0 | | NEUTRAL | | 1-0-0 | | 1-2-0 | | 7-2-1 | | | |
| 10-12-1 | | 0-3-0 | 0-0-0 | | NON-CONFERENCE | | 1-0-0 | | 1-3-0 | | 8-6-1 | | | |
| 1-1-0 | | 0-0-0 | 0-0-0 | | HOME | | 0-0-0 | | 0-0-0 | | 1-1-0 | | | |
| 2-7-0 | | 0-3-0 | 0-0- | | AWAY | | 0-0-0 | | 0-1-0 | | 2-3-0 | | | |
| 7-4-1 | | 0-0-0 | 0-0-0 | | NEUTRAL | | 1-0-0 | | 1-2-0 | | 5-2-1 | | | |
| 18-5-0 | | 0-0-0 | 0-0-0 | | CONFERENCE | | 0-0-0 | | 2-2-0 | | 16-3-0 | | | |
| 11-2-0 | | 0-0-0 | 0-0-0 | | HOME | | 0-0-0 | | 0-0-0 | | 11-2-0 | | | |
| 5-3-0 | | 0-0-0 | 0-0-0 | | AWAY | | 0-0-0 | | 2-2-0 | | 3-1-0 | | | |
| 2-0-0 | | 0-0-0 | 0-0-0 | | NEUTRAL | | 0-0-0 | | 0-0-0 | | 2-0-0 | | | |
| RPI | S | Opponent | Score | | RPI | S | Opponent | Score | | RPI | S | Opponent | Score | |
| 12 | A | South Carolina | 4 | 17 | | | | | | 126 | N | Central Mich. | 4 | 10 |
| 12 | A | South Carolina | 0 | 12 | | | | | | 136 | A | Towson | 2 | 4 |
| 12 | A | South Carolina | 2 | 12 | | | | | | 138 | N | Bowling Green | 7 | 3 |
| | | | | | | | | | | 138 | N | Bowling Green | 0 | 7 |
| | | | | | | | | | | 147 | A | Army | 5 | 6 |
| | | | | | | | | | | 147 | A | Army | 4 | 10 |
| | | | | | | | | | | 147 | A | Army | 3 | 1 |
| | | | | | | | | | | 147 | A | Army | 9 | 0 |
| | | | | | | | | | | 160 | A | Binghamton | 4 | 1 |
| | | | | | | | | | | 211 | H | Holy Cross | 5 | 0 |
| | | | | | | | | | | 211 | H | Holy Cross | 7 | 3 |
| | | | | | | | | | | 211 | H | Holy Cross | 0 | 4 |
| | | | | | | | | | | 211 | H | Holy Cross | 4 | 2 |
| | | | | | | | | | | 220 | A | Mt. St. Mary's | 6 | 1 |
| | | | | | | | | | | 221 | A | Penn St. | 2 | 7 |
| | | | | | | | | | | 221 | A | Penn St. | 3 | 4 |
| | | | | | | | | | | 221 | H | Penn St. | 1 | 0 |
| | | | | | | | | | | 221 | H | Penn St. | 2 | 6 |
| | | | | | | | | | | 222 | N | LIU Brooklyn | 0 | 0 |
| | | | | | | | | | | 227 | H | Lehigh | 9 | 1 |
| | | | | | | | | | | 227 | H | Lehigh | 2 | 4 |
| | | | | | | | | | | 227 | H | Lehigh | 11 | 2 |
| | | | | | | | | | | 227 | H | Lehigh | 7 | 3 |
| | | | | | | | | | | 235 | N | Yale | 5 | 13 |
| | | | | | | | | | | 241 | N | Northwestern | 6 | 5 |
| | | | | | | | | | | 242 | A | Lafayette | 3 | 7 |
| | | | | | | | | | | 242 | A | Lafayette | 5 | 4 |
| LAST 15 GAMES | | | | | | | | | | | | | | |
| | | | | | | | | | | 258 | H | Navy | 8 | 4 |
| | | | | | | | | | | 242 | A | Lafayette | 3 | 7 |
| | | | | | | | | | | 242 | A | Lafayette | 5 | 4 |
| | | | | | | | | | | 242 | A | Lafayette | 4 | 1 |
| | | | | | | | | | | 242 | A | Lafayette | 7 | 3 |
| | | | | | | | | | | 242 | A | Lafayette | 0 | 4 |

Non-Div. I Games:

Bucknell

| | | |
|------------------|---|---|
| 211 H Holy Cross | 5 | 0 |
| 211 H Holy Cross | 4 | 2 |

| RPI | S | Opponent | Score | |
|-----|---|--------------|-------|---|
| 242 | A | Lafayette | 4 | 1 |
| 242 | A | Lafayette | 4 | 0 |
| 245 | A | Delaware St. | 0 | 1 |
| 258 | H | Navy | 5 | 2 |
| 258 | H | Navy | 1 | 0 |
| 258 | H | Navy | 4 | 1 |
| 258 | H | Navy | 2 | 1 |
| 258 | H | Navy | 8 | 4 |
| 258 | N | Navy | 8 | 4 |
| 258 | N | Navy | 15 | 6 |
| 274 | N | Niagara | 9 | 2 |
| 274 | N | Niagara | 4 | 2 |
| 274 | N | Niagara | 1 | 2 |
| 274 | N | Niagara | 6 | 5 |
| 286 | N | Iona | 9 | 5 |

B
u
c
k
n
e
l
l

B
u
c
k
n
e
l
l

| Average RPI Win: 131 | | WON-LOST | WINNING | LAST 15 | STRENGTH OF | | OPP. STRENGTH | TEAM | ADJ | CONF. | ADJ CONF. |
|----------------------|----------------|----------|-----------|-----------------|----------------|-------|-------------------|-------|-------------|---------------|-----------|
| Average RPI Loss: 55 | | RECORD | PCT. RANK | GAMES | SCHEDULE | | OF SCHEDULE | RPI | RPI | RPI | RPI |
| DIV. I ONLY | | 20-30-0 | .4 | 223 | 3-12-0 | | 18 | 27 | 120 | .51276 | 119 |
| DIV. I NON-CONF. | | 14-9-0 | .6087 | 74 | 3-0-0 | | 156 | 237 | 108 | .5159 | 108 |
| TOTALS | | RPI 1-25 | RPI 26-50 | | W-L RECORDS | | RPI 51-100 | | RPI 101-150 | | RPI 150+ |
| 20-30-0 | | 2-14-0 | 2-7-0 | | OVERALL | | 8-4-0 | | 2-2-0 | | 6-3-0 |
| 10-11-0 | | 0-3-0 | 2-7-0 | | HOME | | 3-1-0 | | 1-0-0 | | 4-0-0 |
| 4-14-0 | | 2-10-0 | 0-0-0 | | AWAY | | 2-2-0 | | 0-2-0 | | 0-0-0 |
| 6-5-0 | | 0-1-0 | 0-0-0 | | NEUTRAL | | 3-1-0 | | 1-0-0 | | 2-3-0 |
| 14-9-0 | | 0-1-0 | 0-0-0 | | NON-CONFERENCE | | 6-3-0 | | 2-2-0 | | 6-3-0 |
| 8-1-0 | | 0-0-0 | 0-0-0 | | HOME | | 3-1-0 | | 1-0-0 | | 4-0-0 |
| 0-3-0 | | 0-0-0 | 0-0- | | AWAY | | 0-1-0 | | 0-2-0 | | 0-0-0 |
| 6-5-0 | | 0-1-0 | 0-0-0 | | NEUTRAL | | 3-1-0 | | 1-0-0 | | 2-3-0 |
| 6-21-0 | | 2-13-0 | 2-7-0 | | CONFERENCE | | 2-1-0 | | 0-0-0 | | 0-0-0 |
| 2-10-0 | | 0-3-0 | 2-7-0 | | HOME | | 0-0-0 | | 0-0-0 | | 0-0-0 |
| 4-11-0 | | 2-10-0 | 0-0-0 | | AWAY | | 2-1-0 | | 0-0-0 | | 0-0-0 |
| 0-0-0 | | 0-0-0 | 0-0-0 | | NEUTRAL | | 0-0-0 | | 0-0-0 | | 0-0-0 |
| RPI S | Opponent | Score | RPI S | Opponent | Score | RPI S | Opponent | Score | RPI S | Opponent | Score |
| 3 A | Florida | 5 6 | 42 H | Mississippi St. | 2 6 | 54 N | Illinois | 5 2 | 107 N | Wichita St. | 5 4 |
| 3 A | Florida | 0 5 | 42 H | Mississippi St. | 2 3 | 67 H | Southern Miss. | 6 4 | 125 A | Missouri St. | 0 9 |
| 3 A | Florida | 1 7 | 42 H | Mississippi St. | 7 9 | 67 H | Southern Miss. | 1 2 | 125 H | Missouri St. | 9 4 |
| 7 H | Vanderbilt | 1 3 | 44 H | Tennessee | 1 5 | 67 H | Southern Miss. | 4 1 | 140 A | McNeese St. | 2 3 |
| 7 H | Vanderbilt | 1 5 | 44 H | Tennessee | 5 2 | 67 N | Southern Miss. | 4 2 | 168 N | Cincinnati | 5 11 |
| 7 H | Vanderbilt | 3 8 | 44 H | Tennessee | 1 4 | 68 A | Auburn | 3 7 | 193 N | Southern Ill. | 2 4 |
| 12 A | South Carolina | 1 3 | 45 H | Georgia | 4 2 | 68 A | Auburn | 4 3 | 239 N | Ill.-Chicago | 4 0 |
| 12 A | South Carolina | 1 2 | 45 H | Georgia | 1 2 | 68 A | Auburn | 4 2 | 266 N | IPFW | 8 11 |
| 12 A | South Carolina | 2 8 | 45 H | Georgia | 2 7 | 70 N | Campbell | 3 6 | 285 H | Milwaukee | 4 3 |
| 15 A | Ole Miss | 3 8 | | | | 75 H | Southeast Mo. St. | 6 5 | 285 H | Milwaukee | 7 5 |
| 15 A | Ole Miss | 1 7 | | | | 91 N | Radford | 15 3 | 295 H | Alcorn | 11 5 |
| 15 A | Ole Miss | 3 4 | | | | 94 A | Wake Forest | 0 1 | 295 H | Alcorn | 5 0 |
| 19 A | Kentucky | 8 7 | | | | | | | 297 N | Chicago St. | 6 3 |
| 19 A | Kentucky | 0 12 | | | | | | | | | |
| 19 A | Kentucky | 8 3 | | | | | | | | | |
| 22 N | Liberty | 1 2 | | | | | | | | | |
| LAST 15 GAMES | | | | | | | | | | | |
| 12 A | South Carolina | 1 2 | 3 A | Florida | 5 6 | | | | | | |
| 12 A | South Carolina | 1 3 | 3 A | Florida | 0 5 | | | | | | |
| 12 A | South Carolina | 2 8 | 3 A | Florida | 1 7 | | | | | | |
| 7 H | Vanderbilt | 1 3 | | | | | | | | | |
| 7 H | Vanderbilt | 1 5 | | | | | | | | | |

Non-Div. I Games:

Missouri

| | | | | |
|----|---|-------------------|---|---|
| 7 | H | Vanderbilt | 3 | 8 |
| 75 | H | Southeast Mo. St. | 6 | 5 |

M
i
s
s
o
u
r
i

M
i
s
s
o
u
r
i

| Average RPI Win: | | 162 | WON-LOST RECORD | | WINNING PCT. RANK | | LAST 15 GAMES | | STRENGTH OF SCHEDULE | | OPP. STRENGTH OF SCHEDULE | | TEAM RPI | | ADJ RPI | | CONF. RPI | | ADJ CONF. RPI | | | | |
|------------------|---|----------|-----------------|-----------|-------------------|----------------|---------------|--------------|----------------------|-------------|---------------------------|----------|----------|----------------|-----------|-------|-----------|-----|---------------|---------------|--|----|----|
| DIV. I ONLY | | | 22-22-0 | | .5 139 | | 6-9-0 | | 79 | | 134 | | 121 | | .5127 120 | | 15 | | 15 | | | | |
| DIV. I NON-CONF. | | | 13-7-0 | | .65 52 | | 3-0-0 | | 86 | | 72 | | 39 | | .55266 39 | | 17 | | 16 | | | | |
| TOTALS | | RPI 1-25 | | RPI 26-50 | | W-L RECORDS | | RPI 51-100 | | RPI 101-150 | | RPI 150+ | | | | | | | | | | | |
| 22-22-0 | | 2-4-0 | | 0-2-0 | | OVERALL | | 5-8-0 | | 0-0-0 | | 15-8-0 | | | | | | | | | | | |
| 14-9-0 | | 0-0-0 | | 0-0-0 | | HOME | | 2-5-0 | | 0-0-0 | | 12-4-0 | | | | | | | | | | | |
| 7-12-0 | | 1-3-0 | | 0-2-0 | | AWAY | | 3-3-0 | | 0-0-0 | | 3-4-0 | | | | | | | | | | | |
| 1-1-0 | | 1-1-0 | | 0-0-0 | | NEUTRAL | | 0-0-0 | | 0-0-0 | | 0-0-0 | | | | | | | | | | | |
| 13-7-0 | | 2-1-0 | | 0-2-0 | | NON-CONFERENCE | | 2-2-0 | | 0-0-0 | | 9-2-0 | | | | | | | | | | | |
| 9-2-0 | | 0-0-0 | | 0-0-0 | | HOME | | 1-0-0 | | 0-0-0 | | 8-2-0 | | | | | | | | | | | |
| 3-4-0 | | 1-0-0 | | 0-0- | | AWAY | | 1-2-0 | | 0-0-0 | | 1-0-0 | | | | | | | | | | | |
| 1-1-0 | | 1-1-0 | | 0-0-0 | | NEUTRAL | | 0-0-0 | | 0-0-0 | | 0-0-0 | | | | | | | | | | | |
| 9-15-0 | | 0-3-0 | | 0-0-0 | | CONFERENCE | | 3-6-0 | | 0-0-0 | | 6-6-0 | | | | | | | | | | | |
| 5-7-0 | | 0-0-0 | | 0-0-0 | | HOME | | 1-5-0 | | 0-0-0 | | 4-2-0 | | | | | | | | | | | |
| 4-8-0 | | 0-3-0 | | 0-0-0 | | AWAY | | 2-1-0 | | 0-0-0 | | 2-4-0 | | | | | | | | | | | |
| 0-0-0 | | 0-0-0 | | 0-0-0 | | NEUTRAL | | 0-0-0 | | 0-0-0 | | 0-0-0 | | | | | | | | | | | |
| RPI | S | Opponent | | Score | | RPI | S | Opponent | | Score | | RPI | S | Opponent | | Score | | | | | | | |
| 1 | A | Virginia | | 3 | 2 | 28 | A | Old Dominion | | 5 | 15 | 51 | A | High Point | | 4 | 2 | 155 | H | Richmond | | 4 | 2 |
| 1 | N | Virginia | | 0 | 12 | 28 | A | Old Dominion | | 4 | 5 | 51 | A | High Point | | 4 | 3 | 160 | H | Binghamton | | 4 | 1 |
| 19 | N | Kentucky | | 10 | 9 | | | | | | | 51 | A | High Point | | 1 | 2 | 160 | H | Binghamton | | 2 | 10 |
| 22 | A | Liberty | | 0 | 17 | | | | | | | 70 | H | Campbell | | 2 | 3 | 160 | H | Binghamton | | 4 | 2 |
| 22 | A | Liberty | | 0 | 5 | | | | | | | 70 | H | Campbell | | 2 | 6 | 170 | H | Buffalo | | 2 | 0 |
| 22 | A | Liberty | | 0 | 4 | | | | | | | 70 | H | Campbell | | 6 | 7 | 170 | H | Buffalo | | 5 | 6 |
| | | | | | | | | | | | | 83 | A | VCU | | 8 | 6 | 191 | A | James Madison | | 6 | 1 |
| | | | | | | | | | | | | 85 | H | William & Mary | | 5 | 1 | 199 | A | Gardner-Webb | | 6 | 2 |
| | | | | | | | | | | | | 91 | H | Radford | | 9 | 8 | 199 | A | Gardner-Webb | | 2 | 5 |
| | | | | | | | | | | | | 91 | H | Radford | | 1 | 6 | 199 | A | Gardner-Webb | | 9 | 3 |
| | | | | | | | | | | | | 91 | H | Radford | | 1 | 5 | 210 | A | Winthrop | | 0 | 1 |
| | | | | | | | | | | | | 94 | A | Wake Forest | | 3 | 9 | 210 | A | Winthrop | | 2 | 3 |
| | | | | | | | | | | | | 97 | A | UNC Wilmington | | 3 | 5 | 210 | A | Winthrop | | 3 | 6 |
| | | | | | | | | | | | | | | | | | | 223 | H | Longwood | | 4 | 6 |
| | | | | | | | | | | | | | | | | | | 223 | H | Longwood | | 3 | 1 |
| | | | | | | | | | | | | | | | | | | 223 | H | Longwood | | 0 | 3 |
| | | | | | | | | | | | | | | | | | | 234 | H | Presbyterian | | 6 | 5 |
| | | | | | | | | | | | | | | | | | | 234 | H | Presbyterian | | 15 | 2 |
| | | | | | | | | | | | | | | | | | | 234 | H | Presbyterian | | 5 | 4 |
| | | | | | | | | | | | | | | | | | | 242 | H | Lafayette | | 3 | 1 |
| | | | | | | | | | | | | | | | | | | 242 | H | Lafayette | | 10 | 3 |
| | | | | | | | | | | | | | | | | | | 242 | H | Lafayette | | 3 | 0 |
| | | | | | | | | | | | | | | | | | | 294 | H | UMES | | 17 | 0 |
| | | | | | | | | | | | | | | | | | | | | | | | |
| | | | | | | | | | | | | | | | | | | | | | | | |
| | | | | | | | | | | | | | | | | | | | | | | | |
| | | | | | | | | | | | | | | | | | | | | | | | |
| | | | | | | | | | | | | | | | | | | | | | | | |
| | | | | | | | | | | | | | | | | | | | | | | | |
| | | | | | | | | | | | | | | | | | | | | | | | |
| | | | | | | | | | | | | | | | | | | | | | | | |
| | | | | | | | | | | | | | | | | | | | | | | | |
| | | | | | | | | | | | | | | | | | | | | | | | |
| | | | | | | | | | | | | | | | | | | | | | | | |
| | | | | | | | | | | | | | | | | | | | | | | | |
| | | | | | | | | | | | | | | | | | | | | | | | |
| | | | | | | | | | | | | | | | | | | | | | | | |
| | | | | | | | | | | | | | | | | | | | | | | | |
| | | | | | | | | | | | | | | | | | | | | | | | |
| | | | | | | | | | | | | | | | | | | | | | | | |
| | | | | | | | | | | | | | | | | | | | | | | | |
| | | | | | | | | | | | | | | | | | | | | | | | |
| | | | | | | | | | | | | | | | | | | | | | | | |
| | | | | | | | | | | | | | | | | | | | | | | | |
| | | | | | | | | | | | | | | | | | | | | | | | |
| | | | | | | | | | | | | | | | | | | | | | | | |
| | | | | | | | | | | | | | | | | | | | | | | | |
| | | | | | | | | | | | | | | | | | | | | | | | |
| | | | | | | | | | | | | | | | | | | | | | | | |
| | | | | | | | | | | | | | | | | | | | | | | | |
| | | | | | | | | | | | | | | | | | | | | | | | |
| | | | | | | | | | | | | | | | | | | | | | | | |
| | | | | | | | | | | | | | | | | | | | | | | | |
| | | | | | | | | | | | | | | | | | | | | | | | |
| | | | | | | | | | | | | | | | | | | | | | | | |
| | | | | | | | | | | | | | | | | | | | | | | | |
| | | | | | | | | | | | | | | | | | | | | | | | |
| | | | | | | | | | | | | | | | | | | | | | | | |
| | | | | | | | | | | | | | | | | | | | | | | | |
| | | | | | | | | | | | | | | | | | | | | | | | |
| | | | | | | | | | | | | | | | | | | | | | | | |
| | | | | | | | | | | | | | | | | | | | | | | | |
| | | | | | | | | | | | | | | | | | | | | | | | |
| | | | | | | | | | | | | | | | | | | | | | | | |
| | | | | | | | | | | | | | | | | | | | | | | | |
| | | | | | | | | | | | | | | | | | | | | | | | |
| | | | | | | | | | | | | | | | | | | | | | | | |
| | | | | | | | | | | | | | | | | | | | | | | | |
| | | | | | | | | | | | | | | | | | | | | | | | |
| | | | | | | | | | | | | | | | | | | | | | | | |
| | | | | | | | | | | | | | | | | | | | | | | | |
| | | | | | | | | | | | | | | | | | | | | | | | |
| | | | | | | | | | | | | | | | | | | | | | | | |
| | | | | | | | | | | | | | | | | | | | | | | | |
| | | | | | | | | | | | | | | | | | | | | | | | |
| | | | | | | | | | | | | | | | | | | | | | | | |
| | | | | | | | | | | | | | | | | | | | | | | | |
| | | | | | | | | | | | | | | | | | | | | | | | |
| | | | | | | | | | | | | | | | | | | | | | | | |
| | | | | | | | | | | | | | | | | | | | | | | | |
| | | | | | | | | | | | | | | | | | | | | | | | |
| | | | | | | | | | | | | | | | | | | | | | | | |
| | | | | | | | | | | | | | | | | | | | | | | | |
| | | | | | | | | | | | | | | | | | | | | | | | |
| | | | | | | | | | | | | | | | | | | | | | | | |
| | | | | | | | | | | | | | | | | | | | | | | | |
| | | | | | | | | | | | | | | | | | | | | | | | |
| | | | | | | | | | | | | | | | | | | | | | | | |
| | | | | | | | | | | | | | | | | | | | | | | | |

| | | | | |
|-----|---|---------------|---|---|
| 210 | A | Winthrop | 0 | 1 |
| 191 | A | James Madison | 6 | 1 |

V
M
I

V
M
I

| | | | | | | | | | | | | |
|-------------------|------------------|-----------------|-------------------|---------------|----------------------|---------------------------|-----------|------------|-----------|----------------|------------------|------|
| Average RPI Win: | 192 | WON-LOST RECORD | WINNING PCT. RANK | LAST 15 GAMES | STRENGTH OF SCHEDULE | OPP. STRENGTH OF SCHEDULE | TEAM RPI | ADJ RPI | CONF. RPI | ADJ CONF. RPI | | |
| Average RPI Loss: | 105 | | | | | | | | | | | |
| DIV. I ONLY | | 24-19-0 | .55814 104 | 8-5-0 | 201 | 121 | 115 | .51233 121 | 11 | 11 | | |
| DIV. I NON-CONF. | | 12-10-0 | .54545 116 | 1-3-0 | 163 | 137 | 76 | .52922 78 | 8 | 9 | | |
| <hr/> | | | | | | | | | | | | |
| TOTALS | RPI 1-25 | RPI 26-50 | W-L RECORDS | | RPI 51-100 | RPI 101-150 | RPI 150+ | | | | | |
| 24-19-0 | 0-3-0 | 0-3-0 | OVERALL | | 1-2-0 | 6-7-0 | 17-4-0 | | | | | |
| 8-5-0 | 0-0-0 | 0-3-0 | HOME | | 0-0-0 | 1-2-0 | 7-0-0 | | | | | |
| 12-10-0 | 0-3-0 | 0-0-0 | AWAY | | 0-0-0 | 5-4-0 | 7-3-0 | | | | | |
| 4-4-0 | 0-0-0 | 0-0-0 | NEUTRAL | | 1-2-0 | 0-1-0 | 3-1-0 | | | | | |
| <hr/> | | | | | | | | | | | | |
| 12-10-0 | 0-3-0 | 0-0-0 | NON-CONFERENCE | | 1-2-0 | 2-2-0 | 9-3-0 | | | | | |
| 1-0-0 | 0-0-0 | 0-0-0 | HOME | | 0-0-0 | 0-0-0 | 1-0-0 | | | | | |
| 7-6-0 | 0-3-0 | 0-0- | AWAY | | 0-0-0 | 2-1-0 | 5-2-0 | | | | | |
| 4-4-0 | 0-0-0 | 0-0-0 | NEUTRAL | | 1-2-0 | 0-1-0 | 3-1-0 | | | | | |
| <hr/> | | | | | | | | | | | | |
| 12-9-0 | 0-0-0 | 0-3-0 | CONFERENCE | | 0-0-0 | 4-5-0 | 8-1-0 | | | | | |
| 7-5-0 | 0-0-0 | 0-3-0 | HOME | | 0-0-0 | 1-2-0 | 6-0-0 | | | | | |
| 5-4-0 | 0-0-0 | 0-0-0 | AWAY | | 0-0-0 | 3-3-0 | 2-1-0 | | | | | |
| 0-0-0 | 0-0-0 | 0-0-0 | NEUTRAL | | 0-0-0 | 0-0-0 | 0-0-0 | | | | | |
| <hr/> | | | | | | | | | | | | |
| RPI S | Opponent | Score | RPI S | Opponent | Score | RPI S | Opponent | Score | RPI S | Opponent | Score | |
| 2 A | Florida St. | 4 5 | 39 H | Nebraska | 6 8 | 77 N | Creighton | 10 5 | 104 A | Iowa | 5 11 | |
| 2 A | Florida St. | 1 7 | 39 H | Nebraska | 2 3 | 77 N | Creighton | 0 8 | 104 A | Iowa | 4 3 | |
| 2 A | Florida St. | 2 3 | 39 H | Nebraska | 2 5 | 77 N | Creighton | 4 11 | 104 A | Iowa | 6 7 | |
| | | | | | | | | | 109 A | Michigan | 9 6 | |
| | | | | | | | | | 109 A | Michigan | 1 8 | |
| | | | | | | | | | 109 A | Michigan | 3 1 | |
| | | | | | | | | | 111 H | Michigan St. | 4 2 | |
| | | | | | | | | | 111 H | Michigan St. | 0 15 | |
| | | | | | | | | | 111 H | Michigan St. | 0 5 | |
| | | | | | | | | | 131 A | Sacramento St. | 2 1 | |
| | | | | | | | | | 131 A | Sacramento St. | 2 6 | |
| | | | | | | | | | 131 A | Sacramento St. | 5 3 | |
| | | | | | | | | | 145 N | Elon | 2 5 | |
| | | | | | | | | | 186 A | Coastal Caro. | 5 2 | |
| | | | | | | | | | 190 N | UNC Greensboro | 1 4 | |
| | | | | | | | | | 197 H | Purdue | 6 5 | |
| | | | | | | | | | 197 H | Purdue | 6 5 | |
| | | | | | | | | | 197 H | Purdue | 4 3 | |
| | | | | | | | | | 213 N | Northern Ill. | 11 5 | |
| | | | | | | | | | 213 N | Northern Ill. | 3 2 | |
| | | | | | | | | | 213 N | Northern Ill. | 6 4 | |
| | | | LAST 15 GAMES | | | | | | 221 H | Penn St. | 12 0 | |
| | | | 197 H Purdue | | | 4 3 | 221 H | Penn St. | 4 0 | 221 H | Penn St. | 4 0 |
| | | | 197 H Purdue | | | 6 5 | 221 H | Penn St. | 2 1 | 221 H | Penn St. | 2 1 |
| | | | 197 H Purdue | | | 6 5 | 104 A | Iowa | 6 7 | 232 A | South Dakota St. | 4 13 |
| | | | 2 A Florida St. | | | 1 7 | | | | 240 A | Louisiana Tech | 6 1 |
| | | | 2 A Florida St. | | | 2 3 | | | | 240 A | Louisiana Tech | 2 3 |
| <hr/> | | | | | | | | | | | | |
| Non-Div. I Games: | Concordia-M'head | 2 3 | Augsburg | 1 0 | Augsburg | 10 0 | Minnesota | | | | | |

Minnesota

| | | | | |
|-----|---|-------------|----|---|
| 2 | A | Florida St. | 4 | 5 |
| 221 | H | Penn St. | 12 | 0 |

Through Games Of May 11, 2014

| RPI | S | Opponent | Score | |
|-----|---|------------------|-------|----|
| 240 | A | Louisiana Tech | 4 | 2 |
| 241 | A | Northwestern | 5 | 1 |
| 241 | A | Northwestern | 3 | 4 |
| 241 | A | Northwestern | 2 | 1 |
| 263 | A | St. Mary's (CA) | 15 | 11 |
| 263 | A | St. Mary's (CA) | 12 | 1 |
| 265 | H | North Dakota St. | 5 | 3 |

Minnesota

M
i
n
n
e
s
o
t
a

M
i
n
n
e
s
o
t
a

| Average RPI Win: | 113 | WON-LOST | WINNING | LAST 15 | STRENGTH OF | OPP. STRENGTH | TEAM | ADJ | CONF. | ADJ CONF. | |
|-------------------|----------|------------|-----------|----------------|-------------|---------------|-------|-------------|-------|---------------------|-------|
| Average RPI Loss: | 94 | RECORD | PCT. RANK | GAMES | SCHEDULE | OF SCHEDULE | RPI | RPI | RPI | RPI | |
| DIV. I ONLY | 22-24-0 | .47826 | 165 | 6-9-0 | 108 | 23 | 122 | .51223 | 122 | 4 | 4 |
| DIV. I NON-CONF. | 10-12-0 | .45455 | 185 | 1-1-0 | 227 | 17 | 197 | .48062 | 196 | 3 | 3 |
| <hr/> | | | | | | | | | | | |
| TOTALS | RPI 1-25 | RPI 26-50 | | W-L RECORDS | | RPI 51-100 | | RPI 101-150 | | RPI 150+ | |
| 22-24-0 | 2-7-0 | 0-0-0 | | OVERALL | | 10-7-0 | | 2-3-0 | | 8-7-0 | |
| 13-9-0 | 1-2-0 | 0-0-0 | | HOME | | 7-4-0 | | 0-1-0 | | 5-2-0 | |
| 9-14-0 | 1-5-0 | 0-0-0 | | AWAY | | 3-3-0 | | 2-2-0 | | 3-4-0 | |
| 0-1-0 | 0-0-0 | 0-0-0 | | NEUTRAL | | 0-0-0 | | 0-0-0 | | 0-1-0 | |
| 10-12-0 | 0-0-0 | 0-0-0 | | NON-CONFERENCE | | 5-6-0 | | 1-1-0 | | 4-5-0 | |
| 5-5-0 | 0-0-0 | 0-0-0 | | HOME | | 2-3-0 | | 0-1-0 | | 3-1-0 | |
| 5-6-0 | 0-0-0 | 0-0- | | AWAY | | 3-3-0 | | 1-0-0 | | 1-3-0 | |
| 0-1-0 | 0-0-0 | 0-0-0 | | NEUTRAL | | 0-0-0 | | 0-0-0 | | 0-1-0 | |
| 12-12-0 | 2-7-0 | 0-0-0 | | CONFERENCE | | 5-1-0 | | 1-2-0 | | 4-2-0 | |
| 8-4-0 | 1-2-0 | 0-0-0 | | HOME | | 5-1-0 | | 0-0-0 | | 2-1-0 | |
| 4-8-0 | 1-5-0 | 0-0-0 | | AWAY | | 0-0-0 | | 1-2-0 | | 2-1-0 | |
| 0-0-0 | 0-0-0 | 0-0-0 | | NEUTRAL | | 0-0-0 | | 0-0-0 | | 0-0-0 | |
| RPI | S | Opponent | Score | RPI | S | Opponent | Score | RPI | S | Opponent | Score |
| 4 | H | Oregon St. | 1 8 | | | | | 57 | H | Western Caro. | 6 8 |
| 4 | H | Oregon St. | 4 1 | | | | | 57 | H | Western Caro. | 1 13 |
| 4 | H | Oregon St. | 5 12 | | | | | 65 | A | San Diego | 9 7 |
| 23 | A | Washington | 1 2 | | | | | 65 | A | San Diego | 4 3 |
| 23 | A | Washington | 6 4 | | | | | 66 | H | California | 3 0 |
| 23 | A | Washington | 0 2 | | | | | 66 | H | California | 3 1 |
| 25 | A | Oregon | 1 2 | | | | | 66 | H | California | 6 5 |
| 25 | A | Oregon | 1 11 | | | | | 69 | A | UC Riverside | 7 12 |
| 25 | A | Oregon | 3 6 | | | | | 80 | H | Southern California | 1 7 |
| | | | | | | | | 80 | H | Southern California | 5 2 |
| | | | | | | | | 80 | H | Southern California | 4 3 |
| | | | | | | | | 81 | H | Texas St. | 4 3 |
| | | | | | | | | 81 | H | Texas St. | 8 6 |
| | | | | | | | | 81 | H | Texas St. | 3 5 |
| | | | | | | | | 86 | A | Cal St. Fullerton | 9 7 |
| | | | | | | | | 86 | A | Cal St. Fullerton | 0 12 |
| | | | | | | | | 86 | A | Cal St. Fullerton | 4 5 |
| | | | | | | | | | | | |
| | | | | | | | | | | | |
| | | | | | | | | | | | |
| | | | | | | | | | | | |
| | | | | | | | | | | | |
| | | | | | | | | | | | |
| | | | | | | | | | | | |
| | | | | | | | | | | | |
| | | | | | | | | | | | |
| | | | | | | | | | | | |
| | | | | | | | | | | | |
| | | | | | | | | | | | |
| | | | | | | | | | | | |
| | | | | | | | | | | | |
| | | | | | | | | | | | |
| | | | | | | | | | | | |
| | | | | | | | | | | | |
| | | | | | | | | | | | |
| | | | | | | | | | | | |
| | | | | | | | | | | | |
| | | | | | | | | | | | |
| | | | | | | | | | | | |
| | | | | | | | | | | | |
| | | | | | | | | | | | |
| | | | | | | | | | | | |
| | | | | | | | | | | | |
| | | | | | | | | | | | |
| | | | | | | | | | | | |
| | | | | | | | | | | | |
| | | | | | | | | | | | |
| | | | | | | | | | | | |
| | | | | | | | | | | | |
| | | | | | | | | | | | |
| | | | | | | | | | | | |
| | | | | | | | | | | | |
| | | | | | | | | | | | |
| | | | | | | | | | | | |
| | | | | | | | | | | | |
| | | | | | | | | | | | |
| | | | | | | | | | | | |
| | | | | | | | | | | | |
| | | | | | | | | | | | |
| | | | | | | | | | | | |
| | | | | | | | | | | | |
| | | | | | | | | | | | |
| | | | | | | | | | | | |
| | | | | | | | | | | | |
| | | | | | | | | | | | |
| | | | | | | | | | | | |
| | | | | | | | | | | | |
| | | | | | | | | | | | |
| | | | | | | | | | | | |
| | | | | | | | | | | | |
| | | | | | | | | | | | |
| | | | | | | | | | | | |
| | | | | | | | | | | | |
| | | | | | | | | | | | |
| | | | | | | | | | | | |
| | | | | | | | | | | | |

Non-Div. I Games:

Washington St.

| | | |
|--------------------------|---|---|
| 80 H Southern California | 5 | 2 |
| 23 A Washington | 0 | 2 |

W
a
s
h
i
n
g
t
o
n
s
t
.

W
a
s
h
i
n
g
t
o
n
s
t
.

**T
e
n
n
e
s
s
e
e
T
e
c
h**

T
e
n
n
e
s
s
e
e
T
e
c
h

Tennessee Tech

| | | | | |
|-----|---|------------|---|---|
| 172 | A | Lipscomb | 4 | 1 |
| 236 | A | Murray St. | 3 | 6 |

| RPI | S | Opponent | Score | |
|-----|---|------------------|-------|---|
| 241 | H | Northwestern | 11 | 7 |
| 244 | A | SIU Edwardsville | 8 | 5 |
| 244 | A | SIU Edwardsville | 1 | 3 |
| 244 | A | SIU Edwardsville | 10 | 6 |
| 259 | A | UNC Asheville | 15 | 6 |
| 284 | H | UT Martin | 5 | 7 |
| 284 | H | UT Martin | 14 | 5 |
| 284 | H | UT Martin | 2 | 0 |
| 289 | A | Alabama A&M | 5 | 2 |
| 289 | H | Alabama A&M | 7 | 1 |
| 302 | H | NYIT | 12 | 1 |
| 302 | H | NYIT | 11 | 2 |
| 302 | H | NYIT | 19 | 3 |
| 302 | H | NYIT | 13 | 1 |

T
e
n
n
e
s
s
e
e
T
e
c
h

T
e
n
n
e
s
s
e
e
T
e
c
h

| Average RPI Win: | 161 | WON-LOST | WINNING | LAST 15 | STRENGTH OF | OPP. STRENGTH | TEAM | ADJ | CONF. | ADJ CONF. | | |
|-------------------|----------|-----------|-----------|-----------------|-------------|---------------|--------------|-------------|--------|--------------------|-------|----|
| Average RPI Loss: | 126 | RECORD | PCT. RANK | GAMES | SCHEDULE | OF SCHEDULE | RPI | RPI | RPI | RPI | | |
| DIV. I ONLY | | 26-21-0 | .55319 | 109 | 9-6-0 | 134 | 180 | 124 | .51186 | 124 | 17 | 17 |
| DIV. I NON-CONF. | | 11-8-0 | .57895 | 97 | 1-1-0 | 209 | 229 | 154 | .5003 | 154 | 16 | 18 |
| <hr/> | | | | | | | | | | | | |
| TOTALS | RPI 1-25 | RPI 26-50 | | W-L RECORDS | | RPI 51-100 | | RPI 101-150 | | RPI 150+ | | |
| 26-21-0 | 0-0-0 | 3-0-0 | | OVERALL | | 3-4-0 | | 9-13-0 | | 11-4-0 | | |
| 18-7-0 | 0-0-0 | 3-0-0 | | HOME | | 3-3-0 | | 5-4-0 | | 7-0-0 | | |
| 7-13-0 | 0-0-0 | 0-0-0 | | AWAY | | 0-1-0 | | 4-9-0 | | 3-3-0 | | |
| 1-1-0 | 0-0-0 | 0-0-0 | | NEUTRAL | | 0-0-0 | | 0-0-0 | | 1-1-0 | | |
| 11-8-0 | 0-0-0 | 0-0-0 | | NON-CONFERENCE | | 2-2-0 | | 3-4-0 | | 6-2-0 | | |
| 7-3-0 | 0-0-0 | 0-0-0 | | HOME | | 2-1-0 | | 1-2-0 | | 4-0-0 | | |
| 3-4-0 | 0-0-0 | 0-0- | | AWAY | | 0-1-0 | | 2-2-0 | | 1-1-0 | | |
| 1-1-0 | 0-0-0 | 0-0-0 | | NEUTRAL | | 0-0-0 | | 0-0-0 | | 1-1-0 | | |
| 15-13-0 | 0-0-0 | 3-0-0 | | CONFERENCE | | 1-2-0 | | 6-9-0 | | 5-2-0 | | |
| 11-4-0 | 0-0-0 | 3-0-0 | | HOME | | 1-2-0 | | 4-2-0 | | 3-0-0 | | |
| 4-9-0 | 0-0-0 | 0-0-0 | | AWAY | | 0-0-0 | | 2-7-0 | | 2-2-0 | | |
| 0-0-0 | 0-0-0 | 0-0-0 | | NEUTRAL | | 0-0-0 | | 0-0-0 | | 0-0-0 | | |
| RPI S | Opponent | Score | RPI S | Opponent | Score | RPI S | Opponent | Score | RPI S | Opponent | Score | |
| | | | 33 H | Sam Houston St. | 9 7 | 58 H | Illinois St. | 7 0 | 106 H | Southeastern La. | 3 0 | |
| | | | 33 H | Sam Houston St. | 6 4 | 60 A | Arkansas St. | 0 3 | 106 H | Southeastern La. | 0 6 | |
| | | | 33 H | Sam Houston St. | 4 2 | 60 H | Arkansas St. | 4 3 | 106 H | Southeastern La. | 4 7 | |
| | | | | | | 77 H | Creighton | 2 10 | 107 A | Wichita St. | 6 9 | |
| | | | | | | 78 H | Oral Roberts | 2 4 | 108 A | A&M-Corpus Christi | 4 9 | |
| | | | | | | 78 H | Oral Roberts | 2 1 | 108 A | A&M-Corpus Christi | 4 2 | |
| | | | | | | 78 H | Oral Roberts | 4 8 | 108 A | A&M-Corpus Christi | 3 6 | |
| | | | | | | | | | 110 A | Memphis | 8 4 | |
| | | | | | | | | | 110 A | Memphis | 1 2 | |
| | | | | | | | | | 110 A | Memphis | 4 2 | |
| | | | | | | | | | 125 H | Missouri St. | 5 11 | |
| | | | | | | | | | 125 H | Missouri St. | 6 4 | |
| | | | | | | | | | 125 H | Missouri St. | 4 6 | |
| | | | | | | | | | 133 A | Northwestern St. | 2 6 | |
| | | | | | | | | | 133 A | Northwestern St. | 4 5 | |
| | | | | | | | | | 133 A | Northwestern St. | 3 6 | |
| | | | | | | | | | 140 H | McNeese St. | 11 3 | |
| | | | | | | | | | 140 H | McNeese St. | 6 5 | |
| | | | | | | | | | 140 H | McNeese St. | 4 2 | |
| | | | | | | | | | 144 A | Nicholls St. | 2 3 | |
| | | | | | | | | | 144 A | Nicholls St. | 0 4 | |
| | | | | | | | | | 144 A | Nicholls St. | 4 3 | |
| | | | | | | | | | 156 A | UALR | 6 7 | |
| | | | | | | | | | 156 H | UALR | 5 4 | |
| | | | | | | | | | 166 A | Stephen F. Austin | 8 4 | |
| | | | | | | | | | 166 A | Stephen F. Austin | 6 9 | |
| | | | | | | | | | 166 A | Stephen F. Austin | 4 5 | |

Non-Div. I Games:

Central Ark.

| | | |
|------------------------|---|---|
| 78 H Oral Roberts | 2 | 1 |
| 133 A Northwestern St. | 3 | 6 |

| RPI | S | Opponent | Score | |
|-----|---|-------------------|-------|----|
| 268 | H | Incarnate Word | 5 | 4 |
| 268 | H | Incarnate Word | 6 | 3 |
| 268 | H | Incarnate Word | 9 | 1 |
| 269 | A | Ark.-Pine Bluff | 13 | 1 |
| 269 | H | Ark.-Pine Bluff | 18 | 12 |
| 271 | H | North Dakota | 4 | 3 |
| 271 | H | North Dakota | 6 | 1 |
| 277 | A | Abilene Christian | 6 | 4 |
| 291 | N | NJIT | 17 | 7 |
| 291 | N | NJIT | 5 | 7 |

Central Ark.

C
e
n
t
r
a
l
A
r
k
.

C
e
n
t
r
a
l
A
r
k
.

| Average RPI Win: 142 | | WON-LOST | WINNING | LAST 15 | STRENGTH OF | | OPP. STRENGTH | TEAM | ADJ | CONF. | ADJ CONF. |
|----------------------|--------------|----------|-----------|----------------|----------------|-------|-------------------|-------|-------------|-------------------|-----------|
| Average RPI Loss: 85 | | RECORD | PCT. RANK | GAMES | SCHEDULE | | OF SCHEDULE | RPI | RPI | RPI | RPI |
| DIV. I ONLY | | 21-28-0 | .42857 | 201 | 72 | | 77 | 125 | .51131 | 125 | 6 |
| DIV. I NON-CONF. | | 14-14-0 | .5 | 148 | 145 | | 49 | 97 | .51881 | 97 | 6 |
| TOTALS | | RPI 1-25 | RPI 26-50 | | W-L RECORDS | | RPI 51-100 | | RPI 101-150 | | RPI 150+ |
| 21-28-0 | | 0-5-0 | 3-6-0 | | OVERALL | | 4-7-0 | | 4-5-0 | | 10-5-0 |
| 7-9-0 | | 0-1-0 | 1-4-0 | | HOME | | 2-3-0 | | 1-0-0 | | 3-1-0 |
| 11-17-0 | | 0-4-0 | 2-2-0 | | AWAY | | 2-3-0 | | 3-5-0 | | 4-3-0 |
| 3-2-0 | | 0-0-0 | 0-0-0 | | NEUTRAL | | 0-1-0 | | 0-0-0 | | 3-1-0 |
| 14-14-0 | | 0-2-0 | 2-1-0 | | NON-CONFERENCE | | 3-5-0 | | 3-3-0 | | 6-3-0 |
| 4-3-0 | | 0-1-0 | 1-1-0 | | HOME | | 1-1-0 | | 1-0-0 | | 1-0-0 |
| 7-9-0 | | 0-1-0 | 1-0- | | AWAY | | 2-3-0 | | 2-3-0 | | 2-2-0 |
| 3-2-0 | | 0-0-0 | 0-0-0 | | NEUTRAL | | 0-1-0 | | 0-0-0 | | 3-1-0 |
| 7-14-0 | | 0-3-0 | 1-5-0 | | CONFERENCE | | 1-2-0 | | 1-2-0 | | 4-2-0 |
| 3-6-0 | | 0-0-0 | 0-3-0 | | HOME | | 1-2-0 | | 0-0-0 | | 2-1-0 |
| 4-8-0 | | 0-3-0 | 1-2-0 | | AWAY | | 0-0-0 | | 1-2-0 | | 2-1-0 |
| 0-0-0 | | 0-0-0 | 0-0-0 | | NEUTRAL | | 0-0-0 | | 0-0-0 | | 0-0-0 |
| RPI S | Opponent | Score | RPI S | Opponent | Score | RPI S | Opponent | Score | RPI S | Opponent | Score |
| 17 A | Indiana St. | 7 10 | 37 A | Dallas Baptist | 5 6 | 53 A | New Mexico | 6 1 | 107 A | Wichita St. | 0 5 |
| 17 A | Indiana St. | 5 6 | 37 A | Dallas Baptist | 0 1 | 53 A | New Mexico | 0 7 | 107 A | Wichita St. | 4 3 |
| 17 A | Indiana St. | 3 4 | 37 A | Dallas Baptist | 10 5 | 58 H | Illinois St. | 1 7 | 107 A | Wichita St. | 1 5 |
| 24 A | Oklahoma St. | 2 3 | 37 H | Dallas Baptist | 0 1 | 58 H | Illinois St. | 1 6 | 113 A | Texas-Arlington | 5 6 |
| 24 H | Oklahoma St. | 0 6 | 37 H | Dallas Baptist | 0 1 | 58 H | Illinois St. | 4 2 | 119 A | Missouri | 4 9 |
| | | | 37 H | Dallas Baptist | 0 2 | 60 H | Arkansas St. | 5 4 | 119 H | Missouri | 9 0 |
| | | | 38 A | Kansas | 6 5 | 75 A | Southeast Mo. St. | 5 6 | 124 A | Central Ark. | 4 6 |
| | | | 38 H | Kansas | 5 3 | 78 A | Oral Roberts | 1 4 | 124 A | Central Ark. | 11 5 |
| | | | 50 H | Arkansas | 1 4 | 78 A | Oral Roberts | 3 2 | 124 A | Central Ark. | 6 4 |
| | | | | | | 78 H | Oral Roberts | 1 5 | 152 H | Saint Louis | 8 0 |
| | | | | | | 98 N | Kansas St. | 3 8 | 156 A | UALR | 6 10 |
| | | | | | | | | | 165 N | Utah | 3 7 |
| | | | | | | | | | 171 A | Bradley | 6 5 |
| | | | | | | | | | 171 A | Bradley | 7 2 |
| | | | | | | | | | 171 A | Bradley | 5 6 |
| | | | | | | | | | 193 H | Southern Ill. | 5 9 |
| | | | | | | | | | 193 H | Southern Ill. | 8 3 |
| | | | | | | | | | 193 H | Southern Ill. | 6 5 |
| | | | | | | | | | 213 N | Northern Ill. | 11 0 |
| | | | | | | | | | 213 N | Northern Ill. | 9 8 |
| | | | | | | | | | 277 A | Abilene Christian | 12 0 |
| | | | | | | | | | 277 N | Abilene Christian | 12 3 |
| | | | | | | | | | 284 A | UT Martin | 3 4 |
| | | | | | | | | | 284 A | UT Martin | 7 5 |
| LAST 15 GAMES | | | 17 A | Indiana St. | 3 4 | 37 A | Dallas Baptist | 5 6 | | | |
| | | | 17 A | Indiana St. | 5 6 | 156 A | UALR | 6 10 | | | |
| | | | 17 A | Indiana St. | 7 10 | 50 H | Arkansas | 1 4 | | | |
| | | | 38 H | Kansas | 5 3 | | | | | | |
| | | | 78 H | Oral Roberts | 1 5 | | | | | | |

Non-Div. I Games:

Missouri St.

| | | |
|---------------------|----|---|
| 37 A Dallas Baptist | 10 | 5 |
| 37 A Dallas Baptist | 0 | 1 |

M
i
s
s
o
u
r
i
s
t
.

M
i
s
s
o
u
r
i
s
t
.

| Average RPI Win: 193 | | WON-LOST | WINNING | LAST 15 | STRENGTH OF | | OPP. STRENGTH | TEAM | ADJ | | CONF. | ADJ CONF. | | | |
|-----------------------|---|----------|-----------|-----------|-------------|----------------|---------------|------------|-----|-------------|-------|-----------|---|----------------|-------|
| Average RPI Loss: 125 | | RECORD | PCT. RANK | GAMES | SCHEDULE | | OF SCHEDULE | RPI | RPI | | RPI | RPI | | | |
| DIV. I ONLY | | 31-20-0 | .60784 | 70 | 9-6-0 | | 257 | 154 | 126 | | 20 | 20 | | | |
| DIV. I NON-CONF. | | 14-13-0 | .51852 | 140 | 2-1-0 | | 252 | 103 | 140 | | 18 | 17 | | | |
| <hr/> | | | | | | | | | | | | | | | |
| TOTALS | | RPI 1-25 | | RPI 26-50 | | W-L RECORDS | | RPI 51-100 | | RPI 101-150 | | RPI 150+ | | | |
| 31-20-0 | | 0-0-0 | | 2-5-0 | | OVERALL | | 3-3-0 | | 5-4-0 | | 21-8-0 | | | |
| 8-7-0 | | 0-0-0 | | 0-0-0 | | HOME | | 3-3-0 | | 1-1-0 | | 4-3-0 | | | |
| 20-11-0 | | 0-0-0 | | 2-5-0 | | AWAY | | 0-0-0 | | 3-2-0 | | 15-4-0 | | | |
| 3-2-0 | | 0-0-0 | | 0-0-0 | | NEUTRAL | | 0-0-0 | | 1-1-0 | | 2-1-0 | | | |
| 14-13-0 | | 0-0-0 | | 2-5-0 | | NON-CONFERENCE | | 0-0-0 | | 3-3-0 | | 9-5-0 | | | |
| 1-2-0 | | 0-0-0 | | 0-0-0 | | HOME | | 0-0-0 | | 1-1-0 | | 0-1-0 | | | |
| 10-9-0 | | 0-0-0 | | 2-0- | | AWAY | | 0-0-0 | | 1-1-0 | | 7-3-0 | | | |
| 3-2-0 | | 0-0-0 | | 0-0-0 | | NEUTRAL | | 0-0-0 | | 1-1-0 | | 2-1-0 | | | |
| 17-7-0 | | 0-0-0 | | 0-0-0 | | CONFERENCE | | 3-3-0 | | 2-1-0 | | 12-3-0 | | | |
| 7-5-0 | | 0-0-0 | | 0-0-0 | | HOME | | 3-3-0 | | 0-0-0 | | 4-2-0 | | | |
| 10-2-0 | | 0-0-0 | | 0-0-0 | | AWAY | | 0-0-0 | | 2-1-0 | | 8-1-0 | | | |
| 0-0-0 | | 0-0-0 | | 0-0-0 | | NEUTRAL | | 0-0-0 | | 0-0-0 | | 0-0-0 | | | |
| RPI | S | Opponent | Score | RPI | S | Opponent | Score | RPI | S | Opponent | Score | RPI | S | Opponent | Score |
| | | | | 30 | A | UNLV | 0 5 | 55 | H | Ball St. | 5 6 | 109 | A | Michigan | 3 6 |
| | | | | 30 | A | UNLV | 8 11 | 55 | H | Ball St. | 0 9 | 109 | H | Michigan | 1 7 |
| | | | | 30 | A | UNLV | 2 5 | 55 | H | Ball St. | 3 5 | 111 | A | Michigan St. | 10 1 |
| | | | | 30 | A | UNLV | 2 6 | 96 | H | Miami (OH) | 4 1 | 111 | H | Michigan St. | 7 5 |
| | | | | 48 | A | UCF | 7 6 | 96 | H | Miami (OH) | 8 4 | 118 | N | Bucknell | 10 4 |
| | | | | 48 | A | UCF | 3 2 | 96 | H | Miami (OH) | 2 1 | 138 | A | Bowling Green | 8 17 |
| | | | | 48 | A | UCF | 4 5 | | | | | 138 | A | Bowling Green | 16 2 |
| | | | | | | | | | | | | 138 | A | Bowling Green | 7 6 |
| | | | | | | | | | | | | 149 | N | Boston College | 4 5 |
| | | | | | | | | | | | | 170 | H | Buffalo | 3 11 |
| | | | | | | | | | | | | 170 | H | Buffalo | 6 5 |
| | | | | | | | | | | | | 170 | H | Buffalo | 6 3 |
| | | | | | | | | | | | | 182 | A | Troy | 2 3 |
| | | | | | | | | | | | | 182 | A | Troy | 3 2 |
| | | | | | | | | | | | | 182 | A | Troy | 4 1 |
| | | | | | | | | | | | | 182 | A | Troy | 4 5 |
| | | | | | | | | | | | | 185 | H | Toledo | 10 4 |
| | | | | | | | | | | | | 185 | H | Toledo | 11 2 |
| | | | | | | | | | | | | 185 | H | Toledo | 1 8 |
| | | | | | | | | | | | | 189 | N | Northeastern | 5 7 |
| | | | | | | | | | | | | 194 | A | Notre Dame | 4 3 |
| | | | | | | | | | | | | 213 | A | Northern Ill. | 1 3 |
| | | | | | | | | | | | | 213 | A | Northern Ill. | 5 3 |
| | | | | | | | | | | | | 213 | A | Northern Ill. | 3 2 |
| | | | | | | | | | | | | 243 | N | Villanova | 13 3 |
| | | | | | | | | | | | | 264 | A | Oakland | 16 10 |
| | | | | | | | | | | | | 264 | H | Oakland | 8 14 |
| <hr/> | | | | | | | | | | | | | | | |
| LAST 15 GAMES | | | | | | | | | | | | | | | |
| | | | | 273 | A | Eastern Mich. | 15 1 | 264 | A | Oakland | 16 10 | 213 | A | Northern Ill. | 5 3 |
| | | | | 273 | A | Eastern Mich. | 7 1 | 55 | H | Ball St. | 3 5 | 213 | A | Northern Ill. | 3 2 |
| | | | | 273 | A | Eastern Mich. | 7 5 | 55 | H | Ball St. | 5 6 | 243 | N | Villanova | 13 3 |
| | | | | 109 | H | Michigan | 1 7 | | | | | 264 | A | Oakland | 16 10 |
| | | | | 185 | H | Toledo | 10 4 | | | | | 264 | H | Oakland | 8 14 |

Non-Div. I Games: Madonna 13 7

Central Mich.

| | | |
|--------------|----|---|
| 185 H Toledo | 11 | 2 |
| 185 H Toledo | 1 | 8 |

| RPI | S | Opponent | Score | |
|-----|---|-----------------|-------|---|
| 268 | A | Incarnate Word | 6 | 4 |
| 268 | A | Incarnate Word | 12 | 1 |
| 268 | A | Incarnate Word | 3 | 0 |
| 268 | A | Incarnate Word | 2 | 5 |
| 273 | A | Eastern Mich. | 7 | 1 |
| 273 | A | Eastern Mich. | 7 | 5 |
| 273 | A | Eastern Mich. | 15 | 1 |
| 283 | N | St. Bonaventure | 5 | 0 |
| 292 | A | Ohio | 4 | 2 |
| 292 | A | Ohio | 10 | 2 |
| 292 | A | Ohio | 6 | 3 |

Central Mich.

C
e
n
t
r
a
l
M
i
c
h
.

C
e
n
t
r
a
l
M
i
c
h
.

| Average RPI Win: 137 | | WON-LOST | WINNING | LAST 15 | STRENGTH OF | | OPP. STRENGTH | TEAM | ADJ | CONF. | ADJ CONF. |
|----------------------|------------|----------|---------------|----------------|----------------|-------|-----------------|-------|-------------|-----------------|-----------|
| Average RPI Loss: 65 | | RECORD | PCT. RANK | GAMES | SCHEDULE | | OF SCHEDULE | RPI | RPI | RPI | RPI |
| DIV. I ONLY | | 20-28-1 | .41837 | 209 | 4-11-0 | | 23 | 49 | 127 | .51028 | 127 |
| DIV. I NON-CONF. | | 12-9-1 | .56818 | 104 | 2-3-0 | | 76 | 167 | 101 | .51779 | 101 |
| TOTALS | | RPI 1-25 | RPI 26-50 | | W-L RECORDS | | RPI 51-100 | | RPI 101-150 | | RPI 150+ |
| 20-28-1 | | 1-7-0 | 3-10-0 | | OVERALL | | 3-7-0 | | 3-0-0 | | 10-4-1 |
| 14-12-0 | | 0-3-0 | 2-1-0 | | HOME | | 3-6-0 | | 3-0-0 | | 6-2-0 |
| 4-15-1 | | 1-4-0 | 1-8-0 | | AWAY | | 0-1-0 | | 0-0-0 | | 2-2-1 |
| 2-1-0 | | 0-0-0 | 0-1-0 | | NEUTRAL | | 0-0-0 | | 0-0-0 | | 2-0-0 |
| 12-9-1 | | 1-1-0 | 0-1-0 | | NON-CONFERENCE | | 3-4-0 | | 0-0-0 | | 8-3-1 |
| 9-5-0 | | 0-0-0 | 0-0-0 | | HOME | | 3-3-0 | | 0-0-0 | | 6-2-0 |
| 1-3-1 | | 1-1-0 | 0-0- | | AWAY | | 0-1-0 | | 0-0-0 | | 0-1-1 |
| 2-1-0 | | 0-0-0 | 0-1-0 | | NEUTRAL | | 0-0-0 | | 0-0-0 | | 2-0-0 |
| 8-19-0 | | 0-6-0 | 3-9-0 | | CONFERENCE | | 0-3-0 | | 3-0-0 | | 2-1-0 |
| 5-7-0 | | 0-3-0 | 2-1-0 | | HOME | | 0-3-0 | | 3-0-0 | | 0-0-0 |
| 3-12-0 | | 0-3-0 | 1-8-0 | | AWAY | | 0-0-0 | | 0-0-0 | | 2-1-0 |
| 0-0-0 | | 0-0-0 | 0-0-0 | | NEUTRAL | | 0-0-0 | | 0-0-0 | | 0-0-0 |
| RPI S | Opponent | Score | RPI S | Opponent | Score | RPI S | Opponent | Score | RPI S | Opponent | Score |
| 1 A | Virginia | 4 7 | 29 N | West Virginia | 3 4 | 70 H | Campbell | 9 14 | 129 H | Pittsburgh | 11 7 |
| 1 A | Virginia | 2 9 | 31 H | Maryland | 2 4 | 79 H | Rutgers | 6 3 | 129 H | Pittsburgh | 11 10 |
| 1 A | Virginia | 1 2 | 31 H | Maryland | 6 4 | 83 A | VCU | 6 11 | 129 H | Pittsburgh | 11 5 |
| 10 H | Miami (FL) | 7 8 | 31 H | Maryland | 3 1 | 83 H | VCU | 14 21 | 153 N | Delaware | 8 1 |
| 10 H | Miami (FL) | 2 9 | 34 A | Georgia Tech | 6 7 | 84 H | Duke | 0 2 | 155 A | Richmond | 10 10 |
| 10 H | Miami (FL) | 3 4 | 34 A | Georgia Tech | 7 6 | 84 H | Duke | 2 3 | 168 H | Cincinnati | 9 6 |
| 20 A | LSU | 0 9 | 34 A | Georgia Tech | 1 3 | 84 H | Duke | 3 13 | 168 H | Cincinnati | 4 1 |
| 22 A | Liberty | 4 3 | 46 A | Clemson | 2 12 | 85 H | William & Mary | 0 7 | 183 H | Appalachian St. | 0 11 |
| | | | 46 A | Clemson | 6 7 | 91 H | Radford | 6 1 | 189 H | Northeastern | 12 5 |
| | | | 46 A | Clemson | 4 11 | 91 H | Radford | 8 5 | 191 H | James Madison | 11 5 |
| | | | 47 A | North Carolina | 4 5 | | | | 194 A | Notre Dame | 1 2 |
| | | | 47 A | North Carolina | 4 6 | | | | 194 A | Notre Dame | 8 3 |
| | | | 47 A | North Carolina | 2 3 | | | | 194 A | Notre Dame | 5 4 |
| | | | | | | | | | 202 A | Citadel | 2 6 |
| | | | | | | | | | 219 H | UMass Lowell | 4 6 |
| | | | | | | | | | 219 H | UMass Lowell | 4 3 |
| | | | | | | | | | 223 H | Longwood | 4 1 |
| | | | | | | | | | 276 N | Texas Southern | 8 2 |
| | | | LAST 15 GAMES | | | | | | | | |
| | | | 189 H | Northeastern | 12 5 | 47 A | North Carolina | 2 3 | | | |
| | | | 29 N | West Virginia | 3 4 | 70 H | Campbell | 9 14 | | | |
| | | | 34 A | Georgia Tech | 7 6 | 183 H | Appalachian St. | 0 11 | | | |
| | | | 34 A | Georgia Tech | 1 3 | | | | | | |
| | | | 34 A | Georgia Tech | 6 7 | | | | | | |

Non-Div. I Games:

Virginia Tech

| | | |
|---------------------|---|---|
| 47 A North Carolina | 4 | 5 |
| 47 A North Carolina | 4 | 6 |

V
i
r
g
i
n
i
a
T
e
c
h

V
i
r
g
i
n
i
a
T
e
c
h

| Average RPI Win: 205 | | WON-LOST | WINNING | LAST 15 | STRENGTH OF | | OPP. STRENGTH | TEAM | ADJ | CONF. | ADJ CONF. | | | | | | | | |
|-----------------------|---|----------|-----------|---------|----------------|---|---------------|-------|-------------|---------|-----------|------------|-------|----|----------------|----|--------------|---|---|
| Average RPI Loss: 166 | | RECORD | PCT. RANK | GAMES | SCHEDULE | | OF SCHEDULE | RPI | RPI | RPI | RPI | | | | | | | | |
| DIV. I ONLY | | 29-18-0 | .61702 | 64 | 11-4-0 | | 241 | 232 | 128 | .50994 | 128 | 23 | 23 | | | | | | |
| DIV. I NON-CONF. | | 14-13-0 | .51852 | 140 | 2-1-0 | | 229 | 222 | 161 | .49784 | 161 | 23 | 23 | | | | | | |
| TOTALS | | RPI 1-25 | RPI 26-50 | | W-L RECORDS | | RPI 51-100 | | RPI 101-150 | | RPI 150+ | | | | | | | | |
| 29-18-0 | | 0-0-0 | 0-1-0 | | OVERALL | | 1-2-0 | | 5-2-0 | | 23-13-0 | | | | | | | | |
| 14-5-0 | | 0-0-0 | 0-1-0 | | HOME | | 0-0-0 | | 4-2-0 | | 10-2-0 | | | | | | | | |
| 14-12-0 | | 0-0-0 | 0-0-0 | | AWAY | | 1-2-0 | | 0-0-0 | | 13-10-0 | | | | | | | | |
| 1-1-0 | | 0-0-0 | 0-0-0 | | NEUTRAL | | 0-0-0 | | 1-0-0 | | 0-1-0 | | | | | | | | |
| 14-13-0 | | 0-0-0 | 0-1-0 | | NON-CONFERENCE | | 1-2-0 | | 4-1-0 | | 9-9-0 | | | | | | | | |
| 5-3-0 | | 0-0-0 | 0-1-0 | | HOME | | 0-0-0 | | 3-1-0 | | 2-1-0 | | | | | | | | |
| 8-9-0 | | 0-0-0 | 0-0- | | AWAY | | 1-2-0 | | 0-0-0 | | 7-7-0 | | | | | | | | |
| 1-1-0 | | 0-0-0 | 0-0-0 | | NEUTRAL | | 0-0-0 | | 1-0-0 | | 0-1-0 | | | | | | | | |
| 15-5-0 | | 0-0-0 | 0-0-0 | | CONFERENCE | | 0-0-0 | | 1-1-0 | | 14-4-0 | | | | | | | | |
| 9-2-0 | | 0-0-0 | 0-0-0 | | HOME | | 0-0-0 | | 1-1-0 | | 8-1-0 | | | | | | | | |
| 6-3-0 | | 0-0-0 | 0-0-0 | | AWAY | | 0-0-0 | | 0-0-0 | | 6-3-0 | | | | | | | | |
| 0-0-0 | | 0-0-0 | 0-0-0 | | NEUTRAL | | 0-0-0 | | 0-0-0 | | 0-0-0 | | | | | | | | |
| RPI | S | Opponent | Score | | RPI | S | Opponent | Score | | RPI | S | Opponent | Score | | | | | | |
| | | | 36 | H | Bryant | 2 | 6 | 79 | A | Rutgers | 3 | 4 | 116 | H | Stony Brook | 0 | 1 | | |
| | | | | | | | | 79 | A | Rutgers | 11 | 8 | 116 | H | Stony Brook | 1 | 0 | | |
| | | | | | | | | 79 | A | Rutgers | 1 | 4 | 117 | H | UConn | 3 | 2 | | |
| | | | | | | | | | | | | | 141 | H | Sacred Heart | 7 | 6 | | |
| | | | | | | | | | | | | | 141 | N | Sacred Heart | 1 | 0 | | |
| | | | | | | | | | | | | | 146 | H | Fairfield | 8 | 5 | | |
| | | | | | | | | | | | | | 147 | H | Army | 2 | 4 | | |
| | | | | | | | | | | | | | 154 | A | George Mason | 4 | 3 | | |
| | | | | | | | | | | | | | 154 | A | George Mason | 0 | 1 | | |
| | | | | | | | | | | | | | 154 | A | George Mason | 0 | 1 | | |
| | | | | | | | | | | | | | 160 | A | Binghamton | 3 | 13 | | |
| | | | | | | | | | | | | | 160 | A | Binghamton | 9 | 1 | | |
| | | | | | | | | | | | | | 160 | A | Binghamton | 3 | 4 | | |
| | | | | | | | | | | | | | 160 | H | Binghamton | 0 | 2 | | |
| | | | | | | | | | | | | | 160 | H | Binghamton | 3 | 0 | | |
| | | | | | | | | | | | | | 160 | H | Binghamton | 3 | 2 | | |
| | | | | | | | | | | | | | 189 | A | Northeastern | 3 | 4 | | |
| | | | | | | | | | | | | | 195 | A | East Tenn. St. | 3 | 5 | | |
| | | | | | | | | | | | | | 195 | A | East Tenn. St. | 1 | 0 | | |
| | | | | | | | | | | | | | 195 | A | East Tenn. St. | 18 | 6 | | |
| | | | | | | | | | | | | | 211 | A | Holy Cross | 8 | 6 | | |
| | | | | | LAST 15 GAMES | | | | | | | | 219 | A | UMass Lowell | 8 | 6 | | |
| | | | | | 219 | A | UMass Lowell | 2 | 3 | 160 | A | Binghamton | 3 | 4 | 219 | A | UMass Lowell | 2 | 3 |
| | | | | | 219 | A | UMass Lowell | 8 | 6 | 160 | A | Binghamton | 9 | 1 | 219 | A | UMass Lowell | 5 | 2 |
| | | | | | 219 | A | UMass Lowell | 5 | 2 | 160 | A | Binghamton | 3 | 13 | 225 | A | Georgetown | 3 | 6 |
| | | | | | 256 | H | UMBC | 4 | 3 | | | | 225 | A | Georgetown | 3 | 4 | | |
| | | | | | 256 | H | UMBC | 4 | 0 | | | | 225 | A | Georgetown | 10 | 11 | | |

Non-Div. I Games:

Hartford

| | | | | |
|-----|---|--------------|---|---|
| 256 | H | UMBC | 9 | 3 |
| 189 | A | Northeastern | 3 | 4 |

| RPI | S | Opponent | Score | |
|-----|---|---------------|-------|----|
| 230 | A | Maine | 2 | 1 |
| 230 | A | Maine | 6 | 4 |
| 230 | A | Maine | 2 | 1 |
| 231 | N | Temple | 4 | 5 |
| 235 | H | Yale | 8 | 6 |
| 237 | A | Quinnipiac | 5 | 3 |
| 237 | H | Quinnipiac | 4 | 10 |
| 246 | H | Massachusetts | 3 | 0 |
| 249 | A | La Salle | 8 | 1 |
| 256 | H | UMBC | 9 | 3 |
| 256 | H | UMBC | 4 | 0 |
| 256 | H | UMBC | 4 | 3 |
| 270 | A | Rhode Island | 4 | 2 |
| 279 | H | Albany (NY) | 12 | 9 |
| 279 | H | Albany (NY) | 3 | 2 |
| 279 | H | Albany (NY) | 3 | 0 |

[illegible]

Non-Div. I Games:

Pittsburgh

| | | |
|----------------------|---|---|
| 149 A Boston College | 5 | 4 |
| 149 A Boston College | 2 | 3 |

P
i
t
t
s
b
u
r
g
h

P
i
t
t
s
b
u
r
g
h

L
o
y
o
l
a
M
a
r
y
m
o
u
n
t

Loyola Marymount

| | | | | |
|-----|---|-------------|---|----|
| 159 | A | Santa Clara | 2 | 10 |
| 159 | A | Santa Clara | 6 | 5 |

| RPI | S | Opponent | Score | |
|-----|---|-----------------|-------|---|
| 254 | H | Portland | 5 | 2 |
| 263 | H | St. Mary's (CA) | 4 | 3 |
| 263 | H | St. Mary's (CA) | 11 | 1 |
| 263 | H | St. Mary's (CA) | 7 | 5 |

Loyola Marymount

L
o
y
o
l
a
M
a
r
y
m
o
u
n
t

L
o
y
o
l
a
M
a
r
y
m
o
u
n
t

| Average RPI Win: | | 195 | WON-LOST RECORD | | WINNING PCT. RANK | | LAST 15 GAMES | | STRENGTH OF SCHEDULE | | OPP. STRENGTH OF SCHEDULE | | TEAM RPI | | ADJ RPI | | CONF. RPI | | ADJ CONF. RPI | | | | |
|-------------------|---|------------|-----------------|-----------|-------------------|----------------|---------------|-------------------------|----------------------|-------------|---------------------------|----------|----------|--------------|------------|-------|-----------|-----|---------------|-------------------|--|-------|----|
| Average RPI Loss: | | 125 | | | | | | | | | | | | | | | | | | | | | |
| DIV. I ONLY | | | 31-20-0 | | .60784 70 | | 8-6-0 | | 226 | | 189 | | 131 | | .50751 131 | | 26 | | 26 | | | | |
| DIV. I NON-CONF. | | | 13-14-0 | | .48148 162 | | 1-2-0 | | 134 | | 35 | | 160 | | .49819 160 | | 25 | | 25 | | | | |
| TOTALS | | RPI 1-25 | | RPI 26-50 | | W-L RECORDS | | RPI 51-100 | | RPI 101-150 | | RPI 150+ | | | | | | | | | | | |
| 31-20-0 | | 1-1-0 | | 1-3-0 | | OVERALL | | 2-2-0 | | 4-6-0 | | 23-8-0 | | | | | | | | | | | |
| 20-7-0 | | 1-1-0 | | 0-0-0 | | HOME | | 1-0-0 | | 3-2-0 | | 15-4-0 | | | | | | | | | | | |
| 11-11-0 | | 0-0-0 | | 1-2-0 | | AWAY | | 1-2-0 | | 1-3-0 | | 8-4-0 | | | | | | | | | | | |
| 0-2-0 | | 0-0-0 | | 0-1-0 | | NEUTRAL | | 0-0-0 | | 0-1-0 | | 0-0-0 | | | | | | | | | | | |
| 13-14-0 | | 1-1-0 | | 1-3-0 | | NON-CONFERENCE | | 2-2-0 | | 3-4-0 | | 6-4-0 | | | | | | | | | | | |
| 9-6-0 | | 1-1-0 | | 0-0-0 | | HOME | | 1-0-0 | | 3-2-0 | | 4-3-0 | | | | | | | | | | | |
| 4-6-0 | | 0-0-0 | | 1-0- | | AWAY | | 1-2-0 | | 0-1-0 | | 2-1-0 | | | | | | | | | | | |
| 0-2-0 | | 0-0-0 | | 0-1-0 | | NEUTRAL | | 0-0-0 | | 0-1-0 | | 0-0-0 | | | | | | | | | | | |
| 18-6-0 | | 0-0-0 | | 0-0-0 | | CONFERENCE | | 0-0-0 | | 1-2-0 | | 17-4-0 | | | | | | | | | | | |
| 11-1-0 | | 0-0-0 | | 0-0-0 | | HOME | | 0-0-0 | | 0-0-0 | | 11-1-0 | | | | | | | | | | | |
| 7-5-0 | | 0-0-0 | | 0-0-0 | | AWAY | | 0-0-0 | | 1-2-0 | | 6-3-0 | | | | | | | | | | | |
| 0-0-0 | | 0-0-0 | | 0-0-0 | | NEUTRAL | | 0-0-0 | | 0-0-0 | | 0-0-0 | | | | | | | | | | | |
| RPI | S | Opponent | | Score | | RPI | S | Opponent | | Score | | RPI | S | Opponent | | Score | | RPI | S | Opponent | | Score | |
| 4 | H | Oregon St. | | 1 | 8 | 29 | N | West Virginia | | 1 | 8 | 69 | A | UC Riverside | | 1 | 6 | 121 | H | Minnesota | | 3 | 5 |
| 4 | H | Oregon St. | | 7 | 6 | 35 | A | Texas A&M | | 0 | 5 | 69 | A | UC Riverside | | 1 | 9 | 121 | H | Minnesota | | 6 | 2 |
| | | | | | | 35 | A | Texas A&M | | 1 | 0 | 99 | A | Fresno St. | | 6 | 4 | 121 | H | Minnesota | | 1 | 2 |
| | | | | | | 35 | A | Texas A&M | | 5 | 7 | 99 | H | Fresno St. | | 2 | 1 | 132 | H | Nevada | | 7 | 4 |
| | | | | | | | | | | | | | | | | | | 132 | N | Nevada | | 3 | 10 |
| | | | | | | | | | | | | | | | | | | 134 | A | Grand Canyon | | 2 | 3 |
| | | | | | | | | | | | | | | | | | | 134 | A | Grand Canyon | | 5 | 4 |
| | | | | | | | | | | | | | | | | | | 134 | A | Grand Canyon | | 6 | 8 |
| | | | | | | | | | | | | | | | | | | 139 | A | Pacific | | 8 | 9 |
| | | | | | | | | | | | | | | | | | | 139 | H | Pacific | | 4 | 2 |
| | | | | | | | | | | | | | | | | | | 157 | A | San Francisco | | 6 | 2 |
| | | | | | | | | | | | | | | | | | | 157 | A | San Francisco | | 5 | 9 |
| | | | | | | | | | | | | | | | | | | 157 | H | San Francisco | | 1 | 9 |
| | | | | | | | | | | | | | | | | | | 157 | H | San Francisco | | 8 | 4 |
| | | | | | | | | | | | | | | | | | | 165 | H | Utah | | 5 | 4 |
| | | | | | | | | | | | | | | | | | | 165 | H | Utah | | 4 | 5 |
| | | | | | | | | | | | | | | | | | | 165 | H | Utah | | 1 | 2 |
| | | | | | | | | | | | | | | | | | | 165 | H | Utah | | 3 | 2 |
| | | | | | | | | | | | | | | | | | | 180 | H | Utah Valley | | 5 | 0 |
| | | | | | | | | | | | | | | | | | | 180 | H | Utah Valley | | 0 | 6 |
| | | | | | | | | | | | | | | | | | | 180 | H | Utah Valley | | 10 | 0 |
| | | | | | | | | LAST 15 GAMES | | | | | | | | | | 188 | A | UC Davis | | 15 | 7 |
| | | | | | | | | 204 A Tex.-Pan American | | 0 | 2 | | | | | | | 204 | A | Tex.-Pan American | | 0 | 2 |
| | | | | | | | | 204 A Tex.-Pan American | | 0 | 2 | | | | | | | 204 | A | Tex.-Pan American | | 0 | 2 |
| | | | | | | | | 204 A Tex.-Pan American | | 3 | 1 | | | | | | | 204 | A | Tex.-Pan American | | 3 | 1 |
| | | | | | | | | 297 H Chicago St. | | 3 | 2 | | | | | | | 206 | H | Seattle | | 4 | 3 |
| | | | | | | | | 297 H Chicago St. | | 11 | 6 | | | | | | | 206 | H | Seattle | | 8 | 1 |

Non-Div. I Games: Menlo 7 1

Sacramento St.

Sacramento St.

| | | | | |
|-----|---|-------------|---|----|
| 297 | H | Chicago St. | 6 | 0 |
| 132 | N | Nevada | 3 | 10 |

Through Games Of May 11, 2014

| RPI | S | Opponent | Score | |
|-----|---|----------------|-------|---|
| 206 | H | Seattle | 4 | 3 |
| 226 | H | Air Force | 7 | 1 |
| 248 | A | Bakersfield | 1 | 2 |
| 248 | A | Bakersfield | 7 | 3 |
| 248 | A | Bakersfield | 10 | 3 |
| 255 | A | New Mexico St. | 11 | 0 |
| 255 | A | New Mexico St. | 8 | 2 |
| 255 | A | New Mexico St. | 20 | 6 |
| 293 | H | Northern Colo. | 16 | 1 |
| 293 | H | Northern Colo. | 9 | 2 |
| 293 | H | Northern Colo. | 3 | 1 |
| 297 | H | Chicago St. | 3 | 2 |
| 297 | H | Chicago St. | 6 | 0 |
| 297 | H | Chicago St. | 11 | 6 |

Sacramento St.

S
a
c
r
a
m
e
n
t
o
s
t
.

S
a
c
r
a
m
e
n
t
o
s
t
.

| Average RPI Win: | 152 | WON-LOST RECORD | WINNING PCT. RANK | LAST 15 GAMES | STRENGTH OF SCHEDULE | OPP. STRENGTH OF SCHEDULE | TEAM RPI | ADJ RPI | CONF. RPI | ADJ CONF. RPI | |
|------------------|----------|--------------------|----------------------|------------------|-------------------------|------------------------------|----------------|-------------|--------------|------------------|-------|
| DIV. I ONLY | | 27-22-0 | .55102 111 | 8-7-0 | 209 | 96 | 132 | .50724 132 | 9 | 9 | |
| DIV. I NON-CONF. | | 12-10-0 | .54545 116 | 4-2-0 | 243 | 106 | 151 | .50135 151 | 10 | 10 | |
| <hr/> | | | | | | | | | | | |
| TOTALS | RPI 1-25 | RPI 26-50 | | W-L RECORDS | | RPI 51-100 | | RPI 101-150 | | RPI 150+ | |
| 27-22-0 | 0-0-0 | 4-2-0 | | OVERALL | | 3-6-0 | | 5-3-0 | | 15-11-0 | |
| 16-6-0 | 0-0-0 | 3-0-0 | | HOME | | 3-3-0 | | 2-1-0 | | 8-2-0 | |
| 9-15-0 | 0-0-0 | 1-2-0 | | AWAY | | 0-3-0 | | 1-1-0 | | 7-9-0 | |
| 2-1-0 | 0-0-0 | 0-0-0 | | NEUTRAL | | 0-0-0 | | 2-1-0 | | 0-0-0 | |
| 12-10-0 | 0-0-0 | 0-0-0 | | NON-CONFERENCE | | 0-0-0 | | 5-3-0 | | 7-7-0 | |
| 5-2-0 | 0-0-0 | 0-0-0 | | HOME | | 0-0-0 | | 2-1-0 | | 3-1-0 | |
| 5-7-0 | 0-0-0 | 0-0- | | AWAY | | 0-0-0 | | 1-1-0 | | 4-6-0 | |
| 2-1-0 | 0-0-0 | 0-0-0 | | NEUTRAL | | 0-0-0 | | 2-1-0 | | 0-0-0 | |
| 15-12-0 | 0-0-0 | 4-2-0 | | CONFERENCE | | 3-6-0 | | 0-0-0 | | 8-4-0 | |
| 11-4-0 | 0-0-0 | 3-0-0 | | HOME | | 3-3-0 | | 0-0-0 | | 5-1-0 | |
| 4-8-0 | 0-0-0 | 1-2-0 | | AWAY | | 0-3-0 | | 0-0-0 | | 3-3-0 | |
| 0-0-0 | 0-0-0 | 0-0-0 | | NEUTRAL | | 0-0-0 | | 0-0-0 | | 0-0-0 | |
| RPI S | Opponent | Score | RPI S | Opponent | Score | RPI S | Opponent | Score | RPI S | Opponent | Score |
| | | | 49 A | San Diego St. | 4 3 | 53 H | New Mexico | 6 5 | 131 A | Sacramento St. | 4 7 |
| | | | 49 A | San Diego St. | 4 10 | 53 H | New Mexico | 4 5 | 131 N | Sacramento St. | 10 3 |
| | | | 49 A | San Diego St. | 0 3 | 53 H | New Mexico | 5 6 | 134 H | Grand Canyon | 0 4 |
| | | | 49 H | San Diego St. | 4 2 | 99 A | Fresno St. | 9 11 | 134 H | Grand Canyon | 3 2 |
| | | | 49 H | San Diego St. | 8 0 | 99 A | Fresno St. | 1 4 | 139 A | Pacific | 8 4 |
| | | | 49 H | San Diego St. | 11 4 | 99 A | Fresno St. | 3 5 | 139 H | Pacific | 7 6 |
| | | | | | | 99 H | Fresno St. | 9 8 | 149 N | Boston College | 3 7 |
| | | | | | | 99 H | Fresno St. | 10 20 | 149 N | Boston College | 4 1 |
| | | | | | | 99 H | Fresno St. | 9 8 | 157 A | San Francisco | 0 7 |
| | | | | | | | | | 157 H | San Francisco | 1 4 |
| | | | | | | | | | 159 A | Santa Clara | 4 1 |
| | | | | | | | | | 159 A | Santa Clara | 3 4 |
| | | | | | | | | | 159 H | Santa Clara | 9 4 |
| | | | | | | | | | 165 A | Utah | 0 12 |
| | | | | | | | | | 165 A | Utah | 11 1 |
| | | | | | | | | | 176 A | Hawaii | 0 1 |
| | | | | | | | | | 176 A | Hawaii | 10 6 |
| | | | | | | | | | 176 A | Hawaii | 7 4 |
| | | | | | | | | | 176 A | Hawaii | 3 6 |
| | | | | | | | | | 188 A | UC Davis | 3 4 |
| | | | | | | | | | 188 H | UC Davis | 6 5 |
| | | | | | | | | | 192 A | San Jose St. | 6 5 |
| | | | | | | | | | 192 A | San Jose St. | 7 4 |
| | | | | | | | | | 192 A | San Jose St. | 1 2 |
| | | | | | | | | | 192 H | San Jose St. | 4 7 |
| | | | | | | | | | 192 H | San Jose St. | 6 4 |
| | | | | | | | | | 192 H | San Jose St. | 8 3 |
| <hr/> | | | | | | | | | | | |
| LAST 15 GAMES | | | | | | | | | | | |
| | | | 53 H | New Mexico | 5 6 | 226 A | Air Force | 2 3 | 192 A | San Jose St. | 7 4 |
| | | | 53 H | New Mexico | 6 5 | 131 N | Sacramento St. | 10 3 | 192 A | San Jose St. | 1 2 |
| | | | 53 H | New Mexico | 4 5 | 165 A | Utah | 11 1 | 192 H | San Jose St. | 4 7 |
| | | | 263 H | St. Mary's (CA) | 6 3 | | | | 192 H | San Jose St. | 6 4 |
| | | | 188 H | UC Davis | 6 5 | | | | 192 H | San Jose St. | 8 3 |

Non-Div. I Games:

Nevada

| | | | | |
|-----|---|-----------|----|---|
| 226 | A | Air Force | 4 | 5 |
| 226 | A | Air Force | 12 | 4 |

| RPI | S | Opponent | Score | |
|-----|---|-----------------|-------|---|
| 226 | A | Air Force | 2 | 3 |
| 226 | A | Air Force | 12 | 4 |
| 226 | A | Air Force | 4 | 5 |
| 226 | H | Air Force | 7 | 1 |
| 226 | H | Air Force | 5 | 1 |
| 226 | H | Air Force | 5 | 2 |
| 263 | H | St. Mary's (CA) | 6 | 3 |

Nevada

N
e
v
a
d
a

N
e
v
a
d
a

| Average RPI Win: | | 190 | WON-LOST RECORD | | WINNING PCT. RANK | LAST 15 GAMES | STRENGTH OF SCHEDULE | | OPP. STRENGTH OF SCHEDULE | TEAM RPI | ADJ RPI | CONF. RPI | ADJ CONF. RPI |
|-------------------|---------------|----------|-----------------|-----------------|-------------------|---------------|----------------------|-------|---------------------------|--------------------|------------|-----------|---------------|
| Average RPI Loss: | | 120 | | | | | | | | | | | |
| DIV. I ONLY | | 29-21-0 | | | .58 93 | 8-7-0 | 193 | | 181 | 133 | .50696 133 | 17 | 17 |
| DIV. I NON-CONF. | | 11-10-0 | | | .52381 130 | 0-3-0 | 231 | | 251 | 190 | .48403 190 | 16 | 18 |
| TOTALS | | RPI 1-25 | RPI 26-50 | | W-L RECORDS | | RPI 51-100 | | RPI 101-150 | | RPI 150+ | | |
| 29-21-0 | | 0-3-0 | 2-3-0 | | OVERALL | | 2-1-0 | | 8-9-0 | | 17-5-0 | | |
| 16-11-0 | | 0-2-0 | 0-0-0 | | HOME | | 0-0-0 | | 5-6-0 | | 11-3-0 | | |
| 12-10-0 | | 0-1-0 | 2-3-0 | | AWAY | | 2-1-0 | | 3-3-0 | | 5-2-0 | | |
| 1-0-0 | | 0-0-0 | 0-0-0 | | NEUTRAL | | 0-0-0 | | 0-0-0 | | 1-0-0 | | |
| 11-10-0 | | 0-3-0 | 0-2-0 | | NON-CONFERENCE | | 0-0-0 | | 1-2-0 | | 10-3-0 | | |
| 6-4-0 | | 0-2-0 | 0-0-0 | | HOME | | 0-0-0 | | 0-0-0 | | 6-2-0 | | |
| 4-6-0 | | 0-1-0 | 0-0-0 | | AWAY | | 0-0-0 | | 1-2-0 | | 3-1-0 | | |
| 1-0-0 | | 0-0-0 | 0-0-0 | | NEUTRAL | | 0-0-0 | | 0-0-0 | | 1-0-0 | | |
| 18-11-0 | | 0-0-0 | 2-1-0 | | CONFERENCE | | 2-1-0 | | 7-7-0 | | 7-2-0 | | |
| 10-7-0 | | 0-0-0 | 0-0-0 | | HOME | | 0-0-0 | | 5-6-0 | | 5-1-0 | | |
| 8-4-0 | | 0-0-0 | 2-1-0 | | AWAY | | 2-1-0 | | 2-1-0 | | 2-1-0 | | |
| 0-0-0 | | 0-0-0 | 0-0-0 | | NEUTRAL | | 0-0-0 | | 0-0-0 | | 0-0-0 | | |
| RPI S | Opponent | Score | RPI S | Opponent | Score | RPI S | Opponent | Score | RPI S | Opponent | Score | | |
| 9 A | La.-Lafayette | 1 10 | 33 A | Sam Houston St. | 12 1 | 78 A | Oral Roberts | 0 15 | 101 A | Jacksonville St. | 4 6 | | |
| 9 H | La.-Lafayette | 3 5 | 33 A | Sam Houston St. | 4 9 | 78 A | Oral Roberts | 3 1 | 101 A | Jacksonville St. | 4 5 | | |
| 20 H | LSU | 1 8 | 33 A | Sam Houston St. | 3 1 | 78 A | Oral Roberts | 6 4 | 101 A | Jacksonville St. | 6 3 | | |
| | | | 50 A | Arkansas | 1 8 | | | | 108 H | A&M-Corpus Christi | 3 4 | | |
| | | | 50 A | Arkansas | 3 15 | | | | 108 H | A&M-Corpus Christi | 5 7 | | |
| | | | | | | | | | 108 H | A&M-Corpus Christi | 3 5 | | |
| | | | | | | | | | 124 H | Central Ark. | 6 2 | | |
| | | | | | | | | | 124 H | Central Ark. | 6 3 | | |
| | | | | | | | | | 124 H | Central Ark. | 5 4 | | |
| | | | | | | | | | 140 A | McNeese St. | 3 0 | | |
| | | | | | | | | | 140 A | McNeese St. | 4 0 | | |
| | | | | | | | | | 140 A | McNeese St. | 10 11 | | |
| | | | | | | | | | 140 H | McNeese St. | 5 10 | | |
| | | | | | | | | | 140 H | McNeese St. | 2 6 | | |
| | | | | | | | | | 144 H | Nicholls St. | 1 0 | | |
| | | | | | | | | | 144 H | Nicholls St. | 2 4 | | |
| | | | | | | | | | 144 H | Nicholls St. | 6 5 | | |
| | | | | | | | | | 166 H | Stephen F. Austin | 5 3 | | |
| | | | | | | | | | 166 H | Stephen F. Austin | 5 4 | | |
| | | | | | | | | | 166 H | Stephen F. Austin | 5 7 | | |
| | | | | | | | | | 167 A | La.-Monroe | 8 6 | | |
| | | | | | | | | | 167 H | La.-Monroe | 6 1 | | |
| | | | | | | | | | 204 A | Tex.-Pan American | 0 1 | | |
| | | | | | | | | | 204 A | Tex.-Pan American | 6 4 | | |
| | | | | | | | | | 240 A | Louisiana Tech | 2 1 | | |
| | | | | | | | | | 240 H | Louisiana Tech | 5 10 | | |
| | | | | | | | | | 267 H | New Orleans | 6 5 | | |
| | | | LAST 15 GAMES | | | | | | | | | | |
| | | | 267 H | New Orleans | 4 2 | 124 H | Central Ark. | 5 4 | | | | | |
| | | | 267 H | New Orleans | 6 5 | 124 H | Central Ark. | 6 3 | | | | | |
| | | | 267 H | New Orleans | 4 3 | 124 H | Central Ark. | 6 2 | | | | | |
| | | | 268 A | Incarnate Word | 8 6 | | | | | | | | |
| | | | 268 A | Incarnate Word | 7 4 | | | | | | | | |

Non-Div. I Games: LSU-Alexandria 16 9

Northwestern St.

Northwestern St.

| | | | | |
|-----|---|----------------|---|----|
| 268 | A | Incarnate Word | 2 | 3 |
| 240 | H | Louisiana Tech | 5 | 10 |

Through Games Of May 11, 2014

| RPI | S | Opponent | Score | |
|-----|---|----------------|-------|---|
| 267 | H | New Orleans | 4 | 2 |
| 267 | H | New Orleans | 4 | 3 |
| 268 | A | Incarnate Word | 2 | 3 |
| 268 | A | Incarnate Word | 8 | 6 |
| 268 | A | Incarnate Word | 7 | 4 |
| 296 | N | Prairie View | 5 | 2 |
| 297 | H | Chicago St. | 3 | 9 |
| 297 | H | Chicago St. | 7 | 2 |
| 299 | H | Grambling | 12 | 3 |
| 301 | H | Southern U. | 4 | 3 |
| 301 | H | Southern U. | 13 | 9 |
| 301 | H | Southern U. | 6 | 2 |

Northwestern St.

N
o
r
t
h
w
e
s
t
e
r
n
s
t
.

N
o
r
t
h
w
e
s
t
e
r
n
s
t
.

[illegible]

Non-Div. I Games:

Grand Canyon

| | | |
|---------------|----|---|
| 206 A Seattle | 12 | 2 |
| 206 A Seattle | 1 | 2 |

| RPI | S | Opponent | Score | |
|-----|---|-------------------|-------|---|
| 255 | H | New Mexico St. | 9 | 4 |
| 255 | H | New Mexico St. | 1 | 2 |
| 271 | A | North Dakota | 7 | 3 |
| 271 | A | North Dakota | 4 | 0 |
| 271 | A | North Dakota | 3 | 1 |
| 277 | A | Abilene Christian | 2 | 3 |
| 293 | A | Northern Colo. | 6 | 8 |
| 293 | A | Northern Colo. | 12 | 5 |
| 293 | A | Northern Colo. | 14 | 3 |
| 297 | H | Chicago St. | 2 | 1 |
| 297 | H | Chicago St. | 12 | 6 |
| 297 | H | Chicago St. | 15 | 5 |

G
r
a
n
d
C
a
n
y
o
n

G
r
a
n
d
C
a
n
y
o
n

Penn

Penn

| | | | | |
|-----|---|-----------|---|---|
| 224 | A | Princeton | 2 | 4 |
| 224 | A | Princeton | 6 | 1 |

Through Games Of May 11, 2014

| RPI | S | Opponent | Score | |
|-----|---|---------------|-------|---|
| 258 | A | Navy | 1 | 2 |
| 272 | A | Harvard | 7 | 3 |
| 272 | A | Harvard | 9 | 6 |
| 282 | H | Saint Peter's | 8 | 4 |

Penn

P
e
n
n

P
e
n
n

| Average RPI Win: | | 202 | WON-LOST RECORD | | WINNING PCT. RANK | | LAST 15 GAMES | | STRENGTH OF SCHEDULE | | OPP. STRENGTH OF SCHEDULE | | TEAM RPI | | ADJ RPI | | CONF. RPI | | ADJ CONF. RPI | | | | | | | | | | |
|-------------------|---|----------|-----------------|-----------|-------------------|----------------|---------------|------------|----------------------|-------------|---------------------------|----------|----------|--------------------|------------|-------|-----------|-----|---------------|-----------------|--|-------|----|--|--|--|--|--|--|
| Average RPI Loss: | | 122 | | | | | | | | | | | | | | | | | | | | | | | | | | | |
| DIV. I ONLY | | | 22-25-0 | | .46809 169 | | 5-10-0 | | 98 | | 197 | | 136 | | .50529 136 | | 13 | | 13 | | | | | | | | | | |
| DIV. I NON-CONF. | | | 18-12-0 | | .6 78 | | 2-2-0 | | 89 | | 260 | | 44 | | .54809 44 | | 13 | | 13 | | | | | | | | | | |
| TOTALS | | RPI 1-25 | | RPI 26-50 | | W-L RECORDS | | RPI 51-100 | | RPI 101-150 | | RPI 150+ | | | | | | | | | | | | | | | | | |
| 22-25-0 | | 0-4-0 | | 0-1-0 | | OVERALL | | 1-9-0 | | 3-1-0 | | 18-10-0 | | | | | | | | | | | | | | | | | |
| 9-7-0 | | 0-0-0 | | 0-0-0 | | HOME | | 0-3-0 | | 1-0-0 | | 8-4-0 | | | | | | | | | | | | | | | | | |
| 6-17-0 | | 0-4-0 | | 0-0-0 | | AWAY | | 1-6-0 | | 0-1-0 | | 5-6-0 | | | | | | | | | | | | | | | | | |
| 7-1-0 | | 0-0-0 | | 0-1-0 | | NEUTRAL | | 0-0-0 | | 2-0-0 | | 5-0-0 | | | | | | | | | | | | | | | | | |
| 18-12-0 | | 0-4-0 | | 0-1-0 | | NON-CONFERENCE | | 1-1-0 | | 3-1-0 | | 14-5-0 | | | | | | | | | | | | | | | | | |
| 6-1-0 | | 0-0-0 | | 0-0-0 | | HOME | | 0-0-0 | | 1-0-0 | | 5-1-0 | | | | | | | | | | | | | | | | | |
| 5-10-0 | | 0-4-0 | | 0-0- | | AWAY | | 1-1-0 | | 0-1-0 | | 4-4-0 | | | | | | | | | | | | | | | | | |
| 7-1-0 | | 0-0-0 | | 0-1-0 | | NEUTRAL | | 0-0-0 | | 2-0-0 | | 5-0-0 | | | | | | | | | | | | | | | | | |
| 4-13-0 | | 0-0-0 | | 0-0-0 | | CONFERENCE | | 0-8-0 | | 0-0-0 | | 4-5-0 | | | | | | | | | | | | | | | | | |
| 3-6-0 | | 0-0-0 | | 0-0-0 | | HOME | | 0-3-0 | | 0-0-0 | | 3-3-0 | | | | | | | | | | | | | | | | | |
| 1-7-0 | | 0-0-0 | | 0-0-0 | | AWAY | | 0-5-0 | | 0-0-0 | | 1-2-0 | | | | | | | | | | | | | | | | | |
| 0-0-0 | | 0-0-0 | | 0-0-0 | | NEUTRAL | | 0-0-0 | | 0-0-0 | | 0-0-0 | | | | | | | | | | | | | | | | | |
| RPI | S | Opponent | | Score | | RPI | S | Opponent | | Score | | RPI | S | Opponent | | Score | | RPI | S | Opponent | | Score | | | | | | | |
| 1 | A | Virginia | | 3 | 5 | 31 | N | Maryland | | 3 | 4 | 70 | A | Campbell | | 4 | 5 | 114 | A | St. John's (NY) | | 3 | 10 | | | | | | |
| 8 | A | Houston | | 6 | 7 | | | | | | | 73 | H | Col. of Charleston | | 6 | 8 | 118 | H | Bucknell | | 4 | 2 | | | | | | |
| 8 | A | Houston | | 3 | 6 | | | | | | | 73 | H | Col. of Charleston | | 3 | 5 | 135 | N | Penn | | 4 | 2 | | | | | | |
| 8 | A | Houston | | 3 | 20 | | | | | | | 73 | H | Col. of Charleston | | 5 | 14 | 147 | N | Army | | 3 | 1 | | | | | | |
| | | | | | | | | | | | | 85 | A | William & Mary | | 7 | 9 | 153 | H | Delaware | | 7 | 0 | | | | | | |
| | | | | | | | | | | | | 85 | A | William & Mary | | 7 | 14 | 153 | H | Delaware | | 16 | 8 | | | | | | |
| | | | | | | | | | | | | 85 | A | William & Mary | | 5 | 12 | 153 | H | Delaware | | 10 | 14 | | | | | | |
| | | | | | | | | | | | | 94 | A | Wake Forest | | 5 | 4 | 154 | H | George Mason | | 13 | 9 | | | | | | |
| | | | | | | | | | | | | 97 | A | UNC Wilmington | | 2 | 11 | 189 | A | Northeastern | | 2 | 3 | | | | | | |
| | | | | | | | | | | | | 97 | A | UNC Wilmington | | 8 | 11 | 189 | A | Northeastern | | 4 | 7 | | | | | | |
| | | | | | | | | | | | | | | | | | | 189 | A | Northeastern | | 3 | 1 | | | | | | |
| | | | | | | | | | | | | | | | | | | 191 | H | James Madison | | 15 | 12 | | | | | | |
| | | | | | | | | | | | | | | | | | | 191 | H | James Madison | | 2 | 7 | | | | | | |
| | | | | | | | | | | | | | | | | | | 191 | H | James Madison | | 2 | 3 | | | | | | |
| | | | | | | | | | | | | | | | | | | 203 | N | Monmouth | | 6 | 5 | | | | | | |
| | | | | | | | | | | | | | | | | | | 203 | N | Monmouth | | 3 | 0 | | | | | | |
| | | | | | | | | | | | | | | | | | | 214 | N | Marshall | | 8 | 3 | | | | | | |
| | | | | | | | | | | | | | | | | | | 220 | H | Mt. St. Mary's | | 6 | 3 | | | | | | |
| | | | | | | | | | | | | | | | | | | 225 | A | Georgetown | | 10 | 2 | | | | | | |
| | | | | | | | | | | | | | | | | | | 225 | A | Georgetown | | 2 | 6 | | | | | | |
| | | | | | | | | | | | | | | | | | | 225 | H | Georgetown | | 8 | 4 | | | | | | |
| | | | | | | | | | | | | | | | | | | 225 | N | Georgetown | | 9 | 1 | | | | | | |
| | | | | | | | | | | | | | | | | | | 245 | A | Delaware St. | | 3 | 4 | | | | | | |
| | | | | | | | | | | | | | | | | | | 245 | H | Delaware St. | | 4 | 1 | | | | | | |
| | | | | | | | | | | | | | | | | | | 248 | A | Bakersfield | | 3 | 2 | | | | | | |
| | | | | | | | | | | | | | | | | | | 248 | A | Bakersfield | | 4 | 5 | | | | | | |
| | | | | | | | | | | | | | | | | | | 248 | A | Bakersfield | | 1 | 8 | | | | | | |
| | | | | | | | | | | | | | | | | | | | | | | | | | | | | | |
| | | | | | | | | | | | | | | | | | | | | | | | | | | | | | |
| | | | | | | | | | | | | | | | | | | | | | | | | | | | | | |
| | | | | | | | | | | | | | | | | | | | | | | | | | | | | | |
| | | | | | | | | | | | | | | | | | | | | | | | | | | | | | |
| | | | | | | | | | | | | | | | | | | | | | | | | | | | | | |
| | | | | | | | | | | | | | | | | | | | | | | | | | | | | | |
| | | | | | | | | | | | | | | | | | | | | | | | | | | | | | |
| | | | | | | | | | | | | | | | | | | | | | | | | | | | | | |
| | | | | | | | | | | | | | | | | | | | | | | | | | | | | | |
| | | | | | | | | | | | | | | | | | | | | | | | | | | | | | |
| | | | | | | | | | | | | | | | | | | | | | | | | | | | | | |
| | | | | | | | | | | | | | | | | | | | | | | | | | | | | | |
| | | | | | | | | | | | | | | | | | | | | | | | | | | | | | |
| | | | | | | | | | | | | | | | | | | | | | | | | | | | | | |
| | | | | | | | | | | | | | | | | | | | | | | | | | | | | | |
| | | | | | | | | | | | | | | | | | | | | | | | | | | | | | |
| | | | | | | | | | | | | | | | | | | | | | | | | | | | | | |
| | | | | | | | | | | | | | | | | | | | | | | | | | | | | | |
| | | | | | | | | | | | | | | | | | | | | | | | | | | | | | |
| | | | | | | | | | | | | | | | | | | | | | | | | | | | | | |
| | | | | | | | | | | | | | | | | | | | | | | | | | | | | | |
| | | | | | | | | | | | | | | | | | | | | | | | | | | | | | |
| | | | | | | | | | | | | | | | | | | | | | | | | | | | | | |
| | | | | | | | | | | | | | | | | | | | | | | | | | | | | | |
| | | | | | | | | | | | | | | | | | | | | | | | | | | | | | |
| | | | | | | | | | | | | | | | | | | | | | | | | | | | | | |
| | | | | | | | | | | | | | | | | | | | | | | | | | | | | | |
| | | | | | | | | | | | | | | | | | | | | | | | | | | | | | |
| | | | | | | | | | | | | | | | | | | | | | | | | | | | | | |
| | | | | | | | | | | | | | | | | | | | | | | | | | | | | | |
| | | | | | | | | | | | | | | | | | | | | | | | | | | | | | |
| | | | | | | | | | | | | | | | | | | | | | | | | | | | | | |
| | | | | | | | | | | | | | | | | | | | | | | | | | | | | | |
| | | | | | | | | | | | | | | | | | | | | | | | | | | | | | |
| | | | | | | | | | | | | | | | | | | | | | | | | | | | | | |
| | | | | | | | | | | | | | | | | | | | | | | | | | | | | | |
| | | | | | | | | | | | | | | | | | | | | | | | | | | | | | |
| | | | | | | | | | | | | | | | | | | | | | | | | | | | | | |
| | | | | | | | | | | | | | | | | | | | | | | | | | | | | | |
| | | | | | | | | | | | | | | | | | | | | | | | | | | | | | |
| | | | | | | | | | | | | | | | | | | | | | | | | | | | | | |
| | | | | | | | | | | | | | | | | | | | | | | | | | | | | | |
| | | | | | | | | | | | | | | | | | | | | | | | | | | | | | |
| | | | | | | | | | | | | | | | | | | | | | | | | | | | | | |
| | | | | | | | | | | | | | | | | | | | | | | | | | | | | | |
| | | | | | | | | | | | | | | | | | | | | | | | | | | | | | |
| | | | | | | | | | | | | | | | | | | | | | | | | | | | | | |
| | | | | | | | | | | | | | | | | | | | | | | | | | | | | | |
| | | | | | | | | | | | | | | | | | | | | | | | | | | | | | |
| | | | | | | | | | | | | | | | | | | | | | | | | | | | | | |
| | | | | | | | | | | | | | | | | | | | | | | | | | | | | | |
| | | | | | | | | | | | | | | | | | | | | | | | | | | | | | |
| | | | | | | | | | | | | | | | | | | | | | | | | | | | | | |
| | | | | | | | | | | | | | | | | | | | | | | | | | | | | | |
| | | | | | | | | | | | | | | | | | | | | | | | | | | | | | |
| | | | | | | | | | | | | | | | | | | | | | | | | | | | | | |
| | | | | | | | | | | | | | | | | | | | | | | | | | | | | | |
| | | | | | | | | | | | | | | | | | | | | | | | | | | | | | |
| | | | | | | | | | | | | | | | | | | | | | | | | | | | | | |

| | | | | |
|----|---|----------------|---|----|
| 85 | A | William & Mary | 7 | 9 |
| 85 | A | William & Mary | 7 | 14 |

| RPI | S | Opponent | Score | |
|-----|---|-------------------|-------|----|
| 256 | H | UMBC | 8 | 13 |
| 258 | A | Navy | 3 | 2 |
| 261 | A | George Washington | 5 | 3 |
| 279 | N | Albany (NY) | 8 | 2 |
| 298 | H | Coppin St. | 13 | 1 |

| Average RPI Win: | | 136 | WON-LOST RECORD | | WINNING PCT. RANK | | LAST 15 GAMES | | STRENGTH OF SCHEDULE | | OPP. STRENGTH OF SCHEDULE | | TEAM RPI | | ADJ RPI | | CONF. RPI | | ADJ CONF. RPI | |
|------------------|---|---------------|-----------------|-----------|-------------------|----------------|---------------|-----------------|----------------------|-------------|---------------------------|----------|----------|------------------|------------|-------|-----------|--|---------------|--|
| DIV. I ONLY | | | 21-29-0 | | .42 207 | | 5-10-0 | | 52 | | 126 | | 137 | | .50487 137 | | 10 | | 10 | |
| DIV. I NON-CONF. | | | 11-13-0 | | .45833 179 | | 1-2-0 | | 28 | | 223 | | 93 | | .52166 93 | | 11 | | 11 | |
| TOTALS | | RPI 1-25 | | RPI 26-50 | | W-L RECORDS | | RPI 51-100 | | RPI 101-150 | | RPI 150+ | | | | | | | | |
| 21-29-0 | | 0-4-0 | | 2-2-0 | | OVERALL | | 5-7-0 | | 3-8-0 | | 11-8-0 | | | | | | | | |
| 10-15-0 | | 0-3-0 | | 0-0-0 | | HOME | | 1-3-0 | | 3-6-0 | | 6-3-0 | | | | | | | | |
| 11-14-0 | | 0-1-0 | | 2-2-0 | | AWAY | | 4-4-0 | | 0-2-0 | | 5-5-0 | | | | | | | | |
| 0-0-0 | | 0-0-0 | | 0-0-0 | | NEUTRAL | | 0-0-0 | | 0-0-0 | | 0-0-0 | | | | | | | | |
| 11-13-0 | | 0-1-0 | | 2-2-0 | | NON-CONFERENCE | | 1-2-0 | | 3-5-0 | | 5-3-0 | | | | | | | | |
| 6-5-0 | | 0-0-0 | | 0-0-0 | | HOME | | 0-1-0 | | 3-3-0 | | 3-1-0 | | | | | | | | |
| 5-8-0 | | 0-1-0 | | 2-0- | | AWAY | | 1-1-0 | | 0-2-0 | | 2-2-0 | | | | | | | | |
| 0-0-0 | | 0-0-0 | | 0-0-0 | | NEUTRAL | | 0-0-0 | | 0-0-0 | | 0-0-0 | | | | | | | | |
| 10-16-0 | | 0-3-0 | | 0-0-0 | | CONFERENCE | | 4-5-0 | | 0-3-0 | | 6-5-0 | | | | | | | | |
| 4-10-0 | | 0-3-0 | | 0-0-0 | | HOME | | 1-2-0 | | 0-3-0 | | 3-2-0 | | | | | | | | |
| 6-6-0 | | 0-0-0 | | 0-0-0 | | AWAY | | 3-3-0 | | 0-0-0 | | 3-3-0 | | | | | | | | |
| 0-0-0 | | 0-0-0 | | 0-0-0 | | NEUTRAL | | 0-0-0 | | 0-0-0 | | 0-0-0 | | | | | | | | |
| RPI | S | Opponent | | Score | | RPI | S | Opponent | | Score | | RPI | S | Opponent | | Score | | | | |
| 9 | H | La.-Lafayette | | 2 5 | | 42 | A | Mississippi St. | | 0 3 | | 60 | H | Arkansas St. | | 5 0 | | | | |
| 9 | H | La.-Lafayette | | 3 13 | | 50 | A | Arkansas | | 5 3 | | 60 | H | Arkansas St. | | 2 3 | | | | |
| 9 | H | La.-Lafayette | | 7 8 | | 50 | A | Arkansas | | 1 12 | | 60 | H | Arkansas St. | | 6 7 | | | | |
| 20 | A | LSU | | 0 9 | | 50 | A | Arkansas | | 2 1 | | 67 | A | Southern Miss. | | 5 1 | | | | |
| | | | | | | | | | | | | 67 | H | Southern Miss. | | 1 3 | | | | |
| | | | | | | | | | | | | 68 | A | Auburn | | 1 6 | | | | |
| | | | | | | | | | | | | 81 | A | Texas St. | | 5 4 | | | | |
| | | | | | | | | | | | | 81 | A | Texas St. | | 0 2 | | | | |
| | | | | | | | | | | | | 81 | A | Texas St. | | 7 2 | | | | |
| | | | | | | | | | | | | 92 | A | Western Ky. | | 13 10 | | | | |
| | | | | | | | | | | | | 92 | A | Western Ky. | | 2 7 | | | | |
| | | | | | | | | | | | | 92 | A | Western Ky. | | 3 6 | | | | |
| | | | | | | | | | | | | 101 | H | Jacksonville St. | | 4 2 | | | | |
| | | | | | | | | | | | | 106 | A | Southeastern La. | | 3 9 | | | | |
| | | | | | | | | | | | | 106 | H | Southeastern La. | | 0 5 | | | | |
| | | | | | | | | | | | | 113 | H | Texas-Arlington | | 1 6 | | | | |
| | | | | | | | | | | | | 113 | H | Texas-Arlington | | 3 8 | | | | |
| | | | | | | | | | | | | 113 | H | Texas-Arlington | | 2 6 | | | | |
| | | | | | | | | | | | | 123 | H | Tennessee Tech | | 6 3 | | | | |
| | | | | | | | | | | | | 123 | H | Tennessee Tech | | 4 5 | | | | |
| | | | | | | | | | | | | 123 | H | Tennessee Tech | | 4 5 | | | | |
| | | | | | | | | | | | | 144 | A | Nicholls St. | | 4 15 | | | | |
| | | | | | | | | | | | | 144 | H | Nicholls St. | | 5 4 | | | | |
| | | | | | | | | | | | | 156 | A | UALR | | 6 5 | | | | |
| | | | | | | | | | | | | 156 | A | UALR | | 0 10 | | | | |
| | | | | | | | | | | | | 156 | A | UALR | | 9 6 | | | | |
| | | | | | | | | | | | | 167 | H | La.-Monroe | | 7 8 | | | | |
| | | | | | | | | | | | | 167 | H | La.-Monroe | | 6 5 | | | | |
| | | | | | | | | | | | | 167 | H | La.-Monroe | | 7 4 | | | | |
| | | | | | | | | | | | | 169 | A | Alabama St. | | 12 11 | | | | |
| | | | | | | | | | | | | 169 | H | Alabama St. | | 0 5 | | | | |
| | | | | | | | | | | | | 173 | A | Georgia St. | | 10 15 | | | | |
| | | | | | | | | | | | | 173 | A | Georgia St. | | 4 7 | | | | |
| | | | | | | | | | | | | 173 | A | Georgia St. | | 8 1 | | | | |
| | | | | | | | | | | | | 182 | H | Troy | | 2 1 | | | | |
| | | | | | | | | | | | | 182 | H | Troy | | 0 5 | | | | |
| | | | | | | | | | | | | 193 | H | Southern Ill. | | 4 3 | | | | |
| | | | | | | | | | | | | 193 | H | Southern Ill. | | 4 1 | | | | |
| | | | | | | | | | | | | 193 | H | Southern Ill. | | 5 4 | | | | |
| | | | | | | | | | | | | | | | | | | | | |
| | | | | | | | | | | | | | | | | | | | | |
| | | | | | | | | | | | | | | | | | | | | |
| | | | | | | | | | | | | | | | | | | | | |
| | | | | | | | | | | | | | | | | | | | | |
| | | | | | | | | | | | | | | | | | | | | |
| | | | | | | | | | | | | | | | | | | | | |
| | | | | | | | | | | | | | | | | | | | | |
| | | | | | | | | | | | | | | | | | | | | |
| | | | | | | | | | | | | | | | | | | | | |
| | | | | | | | | | | | | | | | | | | | | |
| | | | | | | | | | | | | | | | | | | | | |
| | | | | | | | | | | | | | | | | | | | | |
| | | | | | | | | | | | | | | | | | | | | |
| | | | | | | | | | | | | | | | | | | | | |
| | | | | | | | | | | | | | | | | | | | | |
| | | | | | | | | | | | | | | | | | | | | |
| | | | | | | | | | | | | | | | | | | | | |
| | | | | | | | | | | | | | | | | | | | | |
| | | | | | | | | | | | | | | | | | | | | |
| | | | | | | | | | | | | | | | | | | | | |
| | | | | | | | | | | | | | | | | | | | | |
| | | | | | | | | | | | | | | | | | | | | |
| | | | | | | | | | | | | | | | | | | | | |
| | | | | | | | | | | | | | | | | | | | | |
| | | | | | | | | | | | | | | | | | | | | |
| | | | | | | | | | | | | | | | | | | | | |
| | | | | | | | | | | | | | | | | | | | | |
| | | | | | | | | | | | | | | | | | | | | |
| | | | | | | | | | | | | | | | | | | | | |
| | | | | | | | | | | | | | | | | | | | | |
| | | | | | | | | | | | | | | | | | | | | |
| | | | | | | | | | | | | | | | | | | | | |
| | | | | | | | | | | | | | | | | | | | | |
| | | | | | | | | | | | | | | | | | | | | |
| | | | | | | | | | | | | | | | | | | | | |
| | | | | | | | | | | | | | | | | | | | | |
| | | | | | | | | | | | | | | | | | | | | |
| | | | | | | | | | | | | | | | | | | | | |
| | | | | | | | | | | | | | | | | | | | | |

Non-Div. I Games:

South Ala.

South Ala.

| | | | | |
|-----|---|-------------|----|----|
| 173 | A | Georgia St. | 8 | 1 |
| 169 | A | Alabama St. | 12 | 11 |

Through Games Of May 11, 2014

| RPI | S | Opponent | Score | |
|-----|---|-------------|-------|---|
| 267 | A | New Orleans | 3 | 4 |
| 267 | A | New Orleans | 5 | 0 |
| 288 | A | Jackson St. | 4 | 5 |

South Ala.

S
o
u
t
h
A
l
a
.

S
o
u
t
h
A
l
a
.

| Average RPI Win: | 181 | WON-LOST RECORD | WINNING PCT. RANK | LAST 15 GAMES | STRENGTH OF SCHEDULE | OPP. STRENGTH OF SCHEDULE | TEAM RPI | ADJ RPI | CONF. RPI | ADJ CONF. RPI | |
|------------------|----------|-----------------|-------------------|----------------|----------------------|---------------------------|----------|-------------|-----------|---------------|-------|
| DIV. I ONLY | 23-23-0 | .5 | 139 | 11-4-0 | 176 | 192 | 138 | .50471 | 138 | 20 | 20 |
| DIV. I NON-CONF. | 7-12-0 | .36842 | 226 | 1-0-0 | 132 | 84 | 155 | .50016 | 155 | 18 | 17 |
| <hr/> | | | | | | | | | | | |
| TOTALS | RPI 1-25 | RPI 26-50 | | W-L RECORDS | | RPI 51-100 | | RPI 101-150 | | RPI 150+ | |
| 23-23-0 | 0-0-0 | 0-3-0 | | OVERALL | | 3-8-0 | | 5-4-0 | | 15-8-0 | |
| 8-5-0 | 0-0-0 | 0-0-0 | | HOME | | 0-0-0 | | 3-3-0 | | 5-2-0 | |
| 12-15-0 | 0-0-0 | 0-3-0 | | AWAY | | 2-7-0 | | 1-0-0 | | 9-5-0 | |
| 3-3-0 | 0-0-0 | 0-0-0 | | NEUTRAL | | 1-1-0 | | 1-1-0 | | 1-1-0 | |
| 7-12-0 | 0-0-0 | 0-3-0 | | NON-CONFERENCE | | 2-3-0 | | 2-1-0 | | 3-5-0 | |
| 0-0-0 | 0-0-0 | 0-0-0 | | HOME | | 0-0-0 | | 0-0-0 | | 0-0-0 | |
| 4-9-0 | 0-0-0 | 0-0- | | AWAY | | 1-2-0 | | 1-0-0 | | 2-4-0 | |
| 3-3-0 | 0-0-0 | 0-0-0 | | NEUTRAL | | 1-1-0 | | 1-1-0 | | 1-1-0 | |
| 16-11-0 | 0-0-0 | 0-0-0 | | CONFERENCE | | 1-5-0 | | 3-3-0 | | 12-3-0 | |
| 8-5-0 | 0-0-0 | 0-0-0 | | HOME | | 0-0-0 | | 3-3-0 | | 5-2-0 | |
| 8-6-0 | 0-0-0 | 0-0-0 | | AWAY | | 1-5-0 | | 0-0-0 | | 7-1-0 | |
| 0-0-0 | 0-0-0 | 0-0-0 | | NEUTRAL | | 0-0-0 | | 0-0-0 | | 0-0-0 | |
| RPI | S | Opponent | Score | RPI | S | Opponent | Score | RPI | S | Opponent | Score |
| | | | | 34 | A | Georgia Tech | 2 3 | 51 | A | High Point | 2 11 |
| | | | | 34 | A | Georgia Tech | 5 8 | 51 | A | High Point | 2 4 |
| | | | | 34 | A | Georgia Tech | 3 8 | 51 | A | High Point | 7 4 |
| | | | | | | | | 55 | A | Ball St. | 5 9 |
| | | | | | | | | 55 | A | Ball St. | 3 4 |
| | | | | | | | | 55 | A | Ball St. | 2 3 |
| | | | | | | | | 56 | N | Evansville | 4 2 |
| | | | | | | | | 58 | N | Illinois St. | 3 11 |
| | | | | | | | | 96 | A | Miami (OH) | 4 5 |
| | | | | | | | | 96 | A | Miami (OH) | 1 3 |
| | | | | | | | | 96 | A | Miami (OH) | 5 0 |
| | | | | | | | | | | | |
| | | | | | | | | | | | |
| | | | | | | | | | | | |
| | | | | | | | | | | | |
| | | | | | | | | | | | |
| | | | | | | | | | | | |
| | | | | | | | | | | | |
| | | | | | | | | | | | |
| | | | | | | | | | | | |
| | | | | | | | | | | | |
| | | | | | | | | | | | |
| | | | | | | | | | | | |
| | | | | | | | | | | | |
| | | | | | | | | | | | |
| | | | | | | | | | | | |
| | | | | | | | | | | | |
| | | | | | | | | | | | |
| | | | | | | | | | | | |
| | | | | | | | | | | | |
| | | | | | | | | | | | |
| | | | | | | | | | | | |
| | | | | | | | | | | | |
| | | | | | | | | | | | |
| | | | | | | | | | | | |
| | | | | | | | | | | | |
| | | | | | | | | | | | |
| | | | | | | | | | | | |
| | | | | | | | | | | | |
| | | | | | | | | | | | |
| | | | | | | | | | | | |
| | | | | | | | | | | | |
| | | | | | | | | | | | |
| | | | | | | | | | | | |
| | | | | | | | | | | | |
| | | | | | | | | | | | |
| | | | | | | | | | | | |
| | | | | | | | | | | | |
| | | | | | | | | | | | |
| | | | | | | | | | | | |
| | | | | | | | | | | | |
| | | | | | | | | | | | |
| | | | | | | | | | | | |
| | | | | | | | | | | | |
| | | | | | | | | | | | |
| | | | | | | | | | | | |
| | | | | | | | | | | | |
| | | | | | | | | | | | |
| | | | | | | | | | | | |
| | | | | | | | | | | | |
| | | | | | | | | | | | |
| | | | | | | | | | | | |
| | | | | | | | | | | | |
| | | | | | | | | | | | |
| | | | | | | | | | | | |
| | | | | | | | | | | | |
| | | | | | | | | | | | |
| | | | | | | | | | | | |
| | | | | | | | | | | | |
| | | | | | | | | | | | |
| | | | | | | | | | | | |
| | | | | | | | | | | | |
| | | | | | | | | | | | |
| | | | | | | | | | | | |
| | | | | | | | | | | | |
| | | | | | | | | | | | |
| | | | | | | | | | | | |
| | | | | | | | | | | | |
| | | | | | | | | | | | |

Non-Div. I Games:

Bowling Green

Bowling Green

| | | | | |
|-----|---|---------------|----|---|
| 96 | A | Miami (OH) | 4 | 5 |
| 273 | A | Eastern Mich. | 11 | 8 |

Through Games Of May 11, 2014

| RPI | S | Opponent | Score | |
|-----|---|---------------|-------|---|
| 236 | A | Murray St. | 4 | 5 |
| 273 | A | Eastern Mich. | 11 | 8 |
| 292 | H | Ohio | 6 | 7 |
| 292 | H | Ohio | 11 | 4 |
| 292 | H | Ohio | 7 | 6 |

Bowling Green

B
o
w
l
i
n
g
G
r
e
e
n

B
o
w
l
i
n
g
G
r
e
e
n

| Average RPI Win: 162 | | WON-LOST | WINNING | LAST 15 | STRENGTH OF | | OPP. STRENGTH | TEAM | ADJ | CONF. | ADJ CONF. |
|-----------------------|------------|----------|---------------|----------------|-------------|-------|-----------------|-------|-------------|----------------|-----------|
| Average RPI Loss: 124 | | RECORD | PCT. RANK | GAMES | SCHEDULE | | OF SCHEDULE | RPI | RPI | RPI | RPI |
| DIV. I ONLY | | 25-23-0 | .52083 | 126 | 11-4-0 | | 116 | 159 | 139 | .5046 | 139 |
| DIV. I NON-CONF. | | 10-12-0 | .45455 | 185 | 2-1-0 | | 21 | 219 | 134 | .50685 | 134 |
| TOTALS | | RPI 1-25 | RPI 26-50 | | W-L RECORDS | | RPI 51-100 | | RPI 101-150 | | RPI 150+ |
| 25-23-0 | 0-3-0 | 2-3-0 | | OVERALL | | 4-1-0 | | 3-5-0 | | 16-11-0 | |
| 15-10-0 | 0-0-0 | 0-1-0 | | HOME | | 3-1-0 | | 2-3-0 | | 10-5-0 | |
| 9-8-0 | 0-0-0 | 2-1-0 | | AWAY | | 1-0-0 | | 0-2-0 | | 6-5-0 | |
| 1-5-0 | 0-3-0 | 0-1-0 | | NEUTRAL | | 0-0-0 | | 1-0-0 | | 0-1-0 | |
| 10-12-0 | 0-3-0 | 0-2-0 | | NON-CONFERENCE | | 2-0-0 | | 1-3-0 | | 7-4-0 | |
| 8-5-0 | 0-0-0 | 0-1-0 | | HOME | | 1-0-0 | | 1-1-0 | | 6-3-0 | |
| 2-2-0 | 0-0-0 | 0-0- | | AWAY | | 1-0-0 | | 0-2-0 | | 1-0-0 | |
| 0-5-0 | 0-3-0 | 0-1-0 | | NEUTRAL | | 0-0-0 | | 0-0-0 | | 0-1-0 | |
| 15-11-0 | 0-0-0 | 2-1-0 | | CONFERENCE | | 2-1-0 | | 2-2-0 | | 9-7-0 | |
| 7-5-0 | 0-0-0 | 0-0-0 | | HOME | | 2-1-0 | | 1-2-0 | | 4-2-0 | |
| 7-6-0 | 0-0-0 | 2-1-0 | | AWAY | | 0-0-0 | | 0-0-0 | | 5-5-0 | |
| 1-0-0 | 0-0-0 | 0-0-0 | | NEUTRAL | | 0-0-0 | | 1-0-0 | | 0-0-0 | |
| RPI S | Opponent | Score | RPI S | Opponent | Score | RPI S | Opponent | Score | RPI S | Opponent | Score |
| 4 N | Oregon St. | 6 14 | 32 H | Stanford | 2 3 | 65 H | San Diego | 4 3 | 131 A | Sacramento St. | 2 4 |
| 4 N | Oregon St. | 0 7 | 39 N | Nebraska | 3 5 | 65 H | San Diego | 5 1 | 131 H | Sacramento St. | 9 8 |
| 23 N | Washington | 1 4 | 40 A | Pepperdine | 7 5 | 65 H | San Diego | 4 6 | 132 A | Nevada | 6 7 |
| | | | 40 A | Pepperdine | 3 5 | 99 A | Fresno St. | 7 3 | 132 H | Nevada | 4 8 |
| | | | 40 A | Pepperdine | 6 4 | 99 H | Fresno St. | 6 4 | 148 H | Gonzaga | 4 5 |
| | | | | | | | | | 148 H | Gonzaga | 7 10 |
| | | | | | | | | | 148 H | Gonzaga | 6 2 |
| | | | | | | | | | 148 N | Gonzaga | 9 5 |
| | | | | | | | | | 157 A | San Francisco | 2 3 |
| | | | | | | | | | 157 A | San Francisco | 12 9 |
| | | | | | | | | | 157 A | San Francisco | 11 7 |
| | | | | | | | | | 159 A | Santa Clara | 8 9 |
| | | | | | | | | | 159 H | Santa Clara | 6 7 |
| | | | | | | | | | 159 H | Santa Clara | 2 6 |
| | | | | | | | | | 159 H | Santa Clara | 7 0 |
| | | | | | | | | | 169 H | Alabama St. | 8 2 |
| | | | | | | | | | 169 H | Alabama St. | 2 5 |
| | | | | | | | | | 169 H | Alabama St. | 5 3 |
| | | | | | | | | | 169 H | Alabama St. | 0 3 |
| | | | | | | | | | 178 A | BYU | 3 9 |
| | | | | | | | | | 178 A | BYU | 1 10 |
| | | | | | | | | | 178 A | BYU | 11 7 |
| | | | | | | | | | 180 H | Utah Valley | 5 2 |
| | | | | | | | | | 180 H | Utah Valley | 4 2 |
| | | | | | | | | | 180 H | Utah Valley | 9 5 |
| | | | | | | | | | 180 H | Utah Valley | 5 8 |
| | | | | | | | | | 188 N | UC Davis | 3 4 |
| | | | LAST 15 GAMES | | | | | | | | |
| | | | 254 A | Portland | 5 6 | 263 H | St. Mary's (CA) | 4 3 | | | |
| | | | 254 A | Portland | 6 2 | 263 H | St. Mary's (CA) | 1 0 | | | |
| | | | 254 A | Portland | 6 1 | 263 H | St. Mary's (CA) | 5 4 | | | |
| | | | 32 H | Stanford | 2 3 | | | | | | |
| | | | 65 H | San Diego | 4 6 | | | | | | |

Non-Div. I Games:

Pacific

| | | | | |
|----|---|-----------|---|---|
| 65 | H | San Diego | 5 | 1 |
| 65 | H | San Diego | 4 | 3 |

| RPI | S | Opponent | Score | |
|-----|---|-----------------|-------|---|
| 192 | A | San Jose St. | 5 | 1 |
| 192 | H | San Jose St. | 2 | 1 |
| 254 | A | Portland | 6 | 1 |
| 254 | A | Portland | 6 | 2 |
| 254 | A | Portland | 5 | 6 |
| 263 | H | St. Mary's (CA) | 5 | 4 |
| 263 | H | St. Mary's (CA) | 1 | 0 |
| 263 | H | St. Mary's (CA) | 4 | 3 |

| Average RPI Win: 186 | | WON-LOST | WINNING | LAST 15 | STRENGTH OF | | OPP. STRENGTH | TEAM | ADJ | CONF. | ADJ CONF. |
|-----------------------|---------------|----------|---------------|------------------|----------------|-------|-----------------|-------|-------------|-------------------|-----------|
| Average RPI Loss: 117 | | RECORD | PCT. RANK | GAMES | SCHEDULE | | OF SCHEDULE | RPI | RPI | RPI | RPI |
| DIV. I ONLY | | 27-23-0 | .54 | 116 | 8-7-0 | | 160 | 157 | 140 | .50455 | 140 |
| DIV. I NON-CONF. | | 8-11-0 | .42105 | 201 | 1-2-0 | | 179 | 173 | 232 | .46306 | 231 |
| TOTALS | | RPI 1-25 | RPI 26-50 | | W-L RECORDS | | RPI 51-100 | | RPI 101-150 | | RPI 150+ |
| 27-23-0 | | 0-5-0 | 0-2-0 | | OVERALL | | 3-1-0 | | 6-8-0 | | 18-7-0 |
| 17-10-0 | | 0-2-0 | 0-1-0 | | HOME | | 3-1-0 | | 4-5-0 | | 10-1-0 |
| 10-12-0 | | 0-3-0 | 0-1-0 | | AWAY | | 0-0-0 | | 2-3-0 | | 8-5-0 |
| 0-1-0 | | 0-0-0 | 0-0-0 | | NEUTRAL | | 0-0-0 | | 0-0-0 | | 0-1-0 |
| 8-11-0 | | 0-5-0 | 0-0-0 | | NON-CONFERENCE | | 1-0-0 | | 2-1-0 | | 5-5-0 |
| 7-4-0 | | 0-2-0 | 0-0-0 | | HOME | | 1-0-0 | | 2-1-0 | | 4-1-0 |
| 1-6-0 | | 0-3-0 | 0-0-0 | | AWAY | | 0-0-0 | | 0-0-0 | | 1-3-0 |
| 0-1-0 | | 0-0-0 | 0-0-0 | | NEUTRAL | | 0-0-0 | | 0-0-0 | | 0-1-0 |
| 19-12-0 | | 0-0-0 | 0-2-0 | | CONFERENCE | | 2-1-0 | | 4-7-0 | | 13-2-0 |
| 10-6-0 | | 0-0-0 | 0-1-0 | | HOME | | 2-1-0 | | 2-4-0 | | 6-0-0 |
| 9-6-0 | | 0-0-0 | 0-1-0 | | AWAY | | 0-0-0 | | 2-3-0 | | 7-2-0 |
| 0-0-0 | | 0-0-0 | 0-0-0 | | NEUTRAL | | 0-0-0 | | 0-0-0 | | 0-0-0 |
| RPI S | Opponent | Score | RPI S | Opponent | Score | RPI S | Opponent | Score | RPI S | Opponent | Score |
| 8 A | Houston | 2 5 | 33 A | Sam Houston St. | 1 3 | 67 H | Southern Miss. | 7 1 | 106 H | Southeastern La. | 3 13 |
| 8 H | Houston | 2 8 | 33 H | Sam Houston St. | 6 18 | 78 H | Oral Roberts | 0 2 | 106 H | Southeastern La. | 5 3 |
| 9 A | La.-Lafayette | 0 8 | | | | 78 H | Oral Roberts | 5 1 | 106 H | Southeastern La. | 2 10 |
| 9 H | La.-Lafayette | 8 14 | | | | 78 H | Oral Roberts | 12 6 | 113 H | Texas-Arlington | 8 9 |
| 20 A | LSU | 3 10 | | | | | | | 113 H | Texas-Arlington | 6 5 |
| | | | | | | | | | 119 H | Missouri | 3 2 |
| | | | | | | | | | 124 A | Central Ark. | 5 6 |
| | | | | | | | | | 124 A | Central Ark. | 3 11 |
| | | | | | | | | | 124 A | Central Ark. | 2 4 |
| | | | | | | | | | 133 A | Northwestern St. | 6 2 |
| | | | | | | | | | 133 A | Northwestern St. | 10 5 |
| | | | | | | | | | 133 H | Northwestern St. | 0 3 |
| | | | | | | | | | 133 H | Northwestern St. | 0 4 |
| | | | | | | | | | 133 H | Northwestern St. | 11 10 |
| | | | | | | | | | 158 A | Tulane | 2 3 |
| | | | | | | | | | 162 A | Lamar | 7 8 |
| | | | | | | | | | 162 A | Lamar | 6 4 |
| | | | | | | | | | 162 A | Lamar | 8 7 |
| | | | | | | | | | 166 A | Stephen F. Austin | 1 5 |
| | | | | | | | | | 166 A | Stephen F. Austin | 5 4 |
| | | | | | | | | | 166 A | Stephen F. Austin | 10 7 |
| | | | | | | | | | 174 H | Houston Baptist | 4 1 |
| | | | | | | | | | 174 H | Houston Baptist | 3 2 |
| | | | | | | | | | 174 H | Houston Baptist | 6 5 |
| | | | | | | | | | 217 H | Valparaiso | 15 8 |
| | | | | | | | | | 217 H | Valparaiso | 5 6 |
| | | | | | | | | | 217 H | Valparaiso | 8 0 |
| | | | LAST 15 GAMES | | | | | | | | |
| | | | 106 H | Southeastern La. | 5 3 | 8 H | Houston | 2 8 | | | |
| | | | 106 H | Southeastern La. | 3 13 | 268 H | Incarinate Word | 9 8 | | | |
| | | | 106 H | Southeastern La. | 2 10 | 268 H | Incarinate Word | 6 5 | | | |
| | | | 267 A | New Orleans | 8 6 | | | | | | |
| | | | 267 A | New Orleans | 10 8 | | | | | | |

Non-Div. I Games: Louisiana Col. 11 2

McNeese St.

| | | | | |
|-----|---|-------------|----|----|
| 267 | A | New Orleans | 5 | 3 |
| 301 | H | Southern U. | 16 | 12 |

| RPI | S | Opponent | Score | |
|-----|---|----------------|-------|----|
| 240 | A | Louisiana Tech | 4 | 6 |
| 240 | A | Louisiana Tech | 20 | 3 |
| 267 | A | New Orleans | 5 | 3 |
| 267 | A | New Orleans | 8 | 6 |
| 267 | A | New Orleans | 10 | 8 |
| 268 | H | Incarnate Word | 9 | 8 |
| 268 | H | Incarnate Word | 6 | 5 |
| 268 | H | Incarnate Word | 6 | 2 |
| 297 | H | Chicago St. | 9 | 3 |
| 297 | N | Chicago St. | 3 | 6 |
| 301 | A | Southern U. | 3 | 4 |
| 301 | H | Southern U. | 16 | 12 |

McNeese St.

McNeese St.

McNeese St.

S
a
c
r
e
d
H
e
a
r
t

Sacred Heart

| | | | | |
|----|---|--------|----|---|
| 36 | A | Bryant | 10 | 3 |
| 36 | A | Bryant | 10 | 6 |

| RPI | S | Opponent | Score | |
|-----|---|---------------------|-------|----|
| 228 | A | Wagner | 3 | 1 |
| 228 | A | Wagner | 2 | 6 |
| 228 | A | Wagner | 1 | 4 |
| 235 | A | Yale | 2 | 5 |
| 250 | A | Fordham | 6 | 7 |
| 250 | A | Fordham | 4 | 2 |
| 250 | A | Fordham | 6 | 0 |
| 253 | A | Fairleigh Dickinson | 6 | 2 |
| 253 | A | Fairleigh Dickinson | 3 | 2 |
| 253 | A | Fairleigh Dickinson | 4 | 2 |
| 253 | A | Fairleigh Dickinson | 9 | 7 |
| 270 | A | Rhode Island | 9 | 10 |
| 291 | A | NJIT | 6 | 3 |
| 291 | A | NJIT | 3 | 5 |
| 291 | H | NJIT | 8 | 3 |
| 291 | H | NJIT | 8 | 2 |

S
a
c
r
e
d
H
e
a
r
t

S
a
c
r
e
d
H
e
a
r
t

| | | | | |
|-----|---|-----------|---|---|
| 146 | A | Fairfield | 2 | 9 |
| 146 | A | Fairfield | 7 | 4 |

| RPI | S | Opponent | Score | |
|-----|---|---------------------|-------|---|
| 253 | A | Fairleigh Dickinson | 6 | 5 |
| 253 | A | Fairleigh Dickinson | 1 | 3 |
| 270 | H | Rhode Island | 3 | 1 |
| 279 | H | Albany (NY) | 6 | 4 |
| 286 | N | Iona | 2 | 1 |

Central Conn. St.

C
e
n
t
r
a
l
C
o
n
n
.
S
t
.

C
e
n
t
r
a
l
C
o
n
n
.
S
t
.

| Average RPI Win: | | 149 | WON-LOST RECORD | | WINNING PCT. RANK | | LAST 15 GAMES | | STRENGTH OF SCHEDULE | | OPP. STRENGTH OF SCHEDULE | | TEAM RPI | | ADJ RPI | | CONF. RPI | | ADJ CONF. RPI | | |
|------------------|---|-------------|-----------------|-----------|-------------------|----------------|---------------|------------|----------------------|-------------|---------------------------|----------|----------|---------------|---------|-------|-----------|---|---------------|---|--|
| DIV. I ONLY | | | 25-26-0 | | .4902 | 151 | 4-11-0 | | 89 | | 64 | | 143 | | .50397 | | 143 | 7 | | 7 | |
| DIV. I NON-CONF. | | | 15-12-0 | | .55556 | 112 | 1-2-0 | | 144 | | 89 | | 162 | | .4978 | | 162 | 7 | | 6 | |
| TOTALS | | RPI 1-25 | | RPI 26-50 | | W-L RECORDS | | RPI 51-100 | | RPI 101-150 | | RPI 150+ | | | | | | | | | |
| 25-26-0 | | 2-7-0 | | 3-4-0 | | OVERALL | | 2-6-0 | | 4-2-0 | | 14-7-0 | | | | | | | | | |
| 15-17-0 | | 0-5-0 | | 3-4-0 | | HOME | | 0-3-0 | | 4-2-0 | | 8-3-0 | | | | | | | | | |
| 8-9-0 | | 1-2-0 | | 0-0-0 | | AWAY | | 2-3-0 | | 0-0-0 | | 5-4-0 | | | | | | | | | |
| 2-0-0 | | 1-0-0 | | 0-0-0 | | NEUTRAL | | 0-0-0 | | 0-0-0 | | 1-0-0 | | | | | | | | | |
| 15-12-0 | | 1-2-0 | | 2-2-0 | | NON-CONFERENCE | | 2-3-0 | | 0-0-0 | | 10-5-0 | | | | | | | | | |
| 10-10-0 | | 0-2-0 | | 2-2-0 | | HOME | | 0-3-0 | | 0-0-0 | | 8-3-0 | | | | | | | | | |
| 3-2-0 | | 0-0-0 | | 0-0- | | AWAY | | 2-0-0 | | 0-0-0 | | 1-2-0 | | | | | | | | | |
| 2-0-0 | | 1-0-0 | | 0-0-0 | | NEUTRAL | | 0-0-0 | | 0-0-0 | | 1-0-0 | | | | | | | | | |
| 10-14-0 | | 1-5-0 | | 1-2-0 | | CONFERENCE | | 0-3-0 | | 4-2-0 | | 4-2-0 | | | | | | | | | |
| 5-7-0 | | 0-3-0 | | 1-2-0 | | HOME | | 0-0-0 | | 4-2-0 | | 0-0-0 | | | | | | | | | |
| 5-7-0 | | 1-2-0 | | 0-0-0 | | AWAY | | 0-3-0 | | 0-0-0 | | 4-2-0 | | | | | | | | | |
| 0-0-0 | | 0-0-0 | | 0-0-0 | | NEUTRAL | | 0-0-0 | | 0-0-0 | | 0-0-0 | | | | | | | | | |
| RPI | S | Opponent | | Score | | RPI | S | Opponent | | Score | | RPI | S | Opponent | | Score | | | | | |
| 2 | H | Florida St. | | 1 | 4 | 43 | H | Columbia | | 0 | 1 | 61 | A | FIU | | 6 | 4 | | | | |
| 2 | H | Florida St. | | 1 | 5 | 43 | H | Columbia | | 13 | 5 | 61 | H | FIU | | 2 | 8 | | | | |
| 8 | A | Houston | | 4 | 3 | 43 | H | Columbia | | 4 | 6 | 61 | H | FIU | | 0 | 9 | | | | |
| 8 | A | Houston | | 3 | 5 | 43 | H | Columbia | | 7 | 2 | 74 | A | FGCU | | 5 | 1 | | | | |
| 8 | A | Houston | | 2 | 3 | 48 | H | UCF | | 0 | 2 | 74 | H | FGCU | | 3 | 5 | | | | |
| 18 | H | Louisville | | 1 | 3 | 48 | H | UCF | | 4 | 2 | 79 | A | Rutgers | | 1 | 3 | | | | |
| 18 | H | Louisville | | 5 | 9 | 48 | H | UCF | | 3 | 6 | 79 | A | Rutgers | | 4 | 5 | | | | |
| 18 | H | Louisville | | 2 | 3 | | | | | | | 79 | A | Rutgers | | 2 | 12 | | | | |
| 22 | N | Liberty | | 2 | 1 | | | | | | | | | | | | | | | | |
| | | | | | | LAST 15 GAMES | | | | | | | | | | | | | | | |
| | | | | | | 79 | A | Rutgers | | 2 | 12 | 164 | H | North Florida | | 5 | 6 | | | | |
| | | | | | | 79 | A | Rutgers | | 4 | 5 | 110 | H | Memphis | | 5 | 7 | | | | |
| | | | | | | 79 | A | Rutgers | | 1 | 3 | 110 | H | Memphis | | 5 | 3 | | | | |
| | | | | | | 61 | A | FIU | | 6 | 4 | | | | | | | | | | |
| | | | | | | 18 | H | Louisville | | 5 | 9 | | | | | | | | | | |

Non-Div. I Games:

South Fla.

| | | |
|-----------------|---|---|
| 18 H Louisville | 1 | 3 |
| 18 H Louisville | 2 | 3 |

S
o
u
t
h
F
l
a
.

S
o
u
t
h
F
l
a
.

| Average RPI Win: 195 | | WON-LOST | WINNING | LAST 15 | STRENGTH OF | | OPP. STRENGTH | TEAM | ADJ | CONF. | ADJ CONF. |
|-----------------------|-------------------|----------|---------------|-------------|----------------|---------------|-------------------|-------|---------------|-------------------|-----------|
| Average RPI Loss: 130 | | RECORD | PCT. RANK | GAMES | SCHEDULE | | OF SCHEDULE | RPI | RPI | RPI | RPI |
| DIV. I ONLY | | 28-24-0 | .53846 | 117 | 10-5-0 | | 192 | 162 | 144 | .50143 | 144 |
| DIV. I NON-CONF. | | 10-15-0 | .4 | 213 | 2-1-0 | | 178 | 205 | 231 | .46321 | 230 |
| TOTALS | | RPI 1-25 | RPI 26-50 | | W-L RECORDS | | RPI 51-100 | | RPI 101-150 | | RPI 150+ |
| 28-24-0 | | 0-6-0 | 0-0-0 | | OVERALL | | 2-1-0 | | 5-6-0 | | 21-11-0 |
| 16-10-0 | | 0-1-0 | 0-0-0 | | HOME | | 2-1-0 | | 4-1-0 | | 10-7-0 |
| 12-14-0 | | 0-5-0 | 0-0-0 | | AWAY | | 0-0-0 | | 1-5-0 | | 11-4-0 |
| 0-0-0 | | 0-0-0 | 0-0-0 | | NEUTRAL | | 0-0-0 | | 0-0-0 | | 0-0-0 |
| 10-15-0 | | 0-6-0 | 0-0-0 | | NON-CONFERENCE | | 0-0-0 | | 1-1-0 | | 9-8-0 |
| 7-7-0 | | 0-1-0 | 0-0-0 | | HOME | | 0-0-0 | | 1-0-0 | | 6-6-0 |
| 3-8-0 | | 0-5-0 | 0-0-0 | | AWAY | | 0-0-0 | | 0-1-0 | | 3-2-0 |
| 0-0-0 | | 0-0-0 | 0-0-0 | | NEUTRAL | | 0-0-0 | | 0-0-0 | | 0-0-0 |
| 18-9-0 | | 0-0-0 | 0-0-0 | | CONFERENCE | | 2-1-0 | | 4-5-0 | | 12-3-0 |
| 9-3-0 | | 0-0-0 | 0-0-0 | | HOME | | 2-1-0 | | 3-1-0 | | 4-1-0 |
| 9-6-0 | | 0-0-0 | 0-0-0 | | AWAY | | 0-0-0 | | 1-4-0 | | 8-2-0 |
| 0-0-0 | | 0-0-0 | 0-0-0 | | NEUTRAL | | 0-0-0 | | 0-0-0 | | 0-0-0 |
| RPI S | Opponent | Score | RPI S | Opponent | Score | RPI S | Opponent | Score | RPI S | Opponent | Score |
| 8 A | Houston | 0 3 | | | | 78 H | Oral Roberts | 10 6 | 106 A | Southeastern La. | 0 15 |
| 8 A | Houston | 0 4 | | | | 78 H | Oral Roberts | 2 1 | 106 A | Southeastern La. | 2 4 |
| 8 A | Houston | 2 3 | | | | 78 H | Oral Roberts | 2 3 | 106 H | Southeastern La. | 5 3 |
| 9 A | La.-Lafayette | 1 5 | | | | | | | 124 H | Central Ark. | 4 0 |
| 9 H | La.-Lafayette | 1 7 | | | | | | | 124 H | Central Ark. | 3 2 |
| 20 A | LSU | 3 5 | | | | | | | 124 H | Central Ark. | 3 4 |
| | | | | | | | | | 133 A | Northwestern St. | 0 1 |
| | | | | | | | | | 133 A | Northwestern St. | 5 6 |
| | | | | | | | | | 133 A | Northwestern St. | 4 2 |
| | | | | | | | | | 137 A | South Ala. | 4 5 |
| | | | | | | | | | 137 H | South Ala. | 15 4 |
| | | | | | | | | | 158 A | Tulane | 1 8 |
| | | | | | | | | | 158 H | Tulane | 0 1 |
| | | | | | | | | | 162 A | Lamar | 8 6 |
| | | | | | | | | | 162 A | Lamar | 4 0 |
| | | | | | | | | | 162 A | Lamar | 6 4 |
| | | | | | | | | | 166 A | Stephen F. Austin | 5 3 |
| | | | | | | | | | 166 A | Stephen F. Austin | 5 3 |
| | | | | | | | | | 166 A | Stephen F. Austin | 3 4 |
| | | | | | | | | | 167 A | La.-Monroe | 6 9 |
| | | | | | | | | | 167 H | La.-Monroe | 3 0 |
| | | | | | | | | | 174 H | Houston Baptist | 5 3 |
| | | | | | | | | | 174 H | Houston Baptist | 5 7 |
| | | | | | | | | | 174 H | Houston Baptist | 4 2 |
| | | | | | | | | | 178 H | BYU | 0 5 |
| | | | | | | | | | 178 H | BYU | 10 2 |
| | | | | | | | | | 178 H | BYU | 6 7 |
| LAST 15 GAMES | | | LAST 15 GAMES | | | LAST 15 GAMES | | | LAST 15 GAMES | | |
| 166 A | Stephen F. Austin | 5 3 | 158 A | Tulane | 1 8 | 166 A | Stephen F. Austin | 5 3 | 267 H | New Orleans | 4 3 |
| 166 A | Stephen F. Austin | 5 3 | 267 H | New Orleans | 4 3 | 166 A | Stephen F. Austin | 3 4 | 267 A | New Orleans | 8 5 |
| 166 A | Stephen F. Austin | 3 4 | 267 A | New Orleans | 8 5 | 295 H | Alcorn | 8 1 | | | |
| 295 H | Alcorn | 8 1 | | | | 106 A | Southeastern La. | 0 15 | | | |
| 106 A | Southeastern La. | 0 15 | | | | | | | | | |

Non-Div. I Games: Loyola (LA) 9 0

Nicholls St.

Nicholls St.

| | | |
|------------------------|---|---|
| 106 H Southeastern La. | 5 | 3 |
| 106 A Southeastern La. | 2 | 4 |

Through Games Of May 11, 2014

| RPI | S | Opponent | Score | |
|-----|---|----------------|-------|---|
| 178 | H | BYU | 6 | 1 |
| 193 | H | Southern Ill. | 7 | 8 |
| 200 | H | Western Ill. | 2 | 1 |
| 267 | A | New Orleans | 8 | 5 |
| 267 | H | New Orleans | 4 | 3 |
| 267 | H | New Orleans | 7 | 4 |
| 268 | A | Incarnate Word | 5 | 0 |
| 268 | A | Incarnate Word | 2 | 6 |
| 268 | A | Incarnate Word | 6 | 0 |
| 288 | A | Jackson St. | 18 | 2 |
| 288 | A | Jackson St. | 6 | 4 |
| 288 | H | Jackson St. | 8 | 9 |
| 288 | H | Jackson St. | 3 | 2 |
| 295 | H | Alcorn | 8 | 1 |
| 301 | A | Southern U. | 13 | 2 |
| 301 | H | Southern U. | 2 | 5 |

Nicholls St.

N
i
c
h
o
l
l
s
S
t
.

N
i
c
h
o
l
l
s
S
t
.

Elon

| Average RPI Win: | | 163 | WON-LOST RECORD | | WINNING PCT. RANK | | LAST 15 GAMES | | STRENGTH OF SCHEDULE | | OPP. STRENGTH OF SCHEDULE | | TEAM RPI | | ADJ RPI | | CONF. RPI | | ADJ CONF. RPI | |
|------------------|---|----------|-----------------|-----------|-------------------|----------------|---------------|----------------|----------------------|-------------|---------------------------|---------------|----------|--------------------|------------|-------|-----------|--|---------------|--|
| DIV. I ONLY | | | 26-25-0 | | .5098 136 | | 3-12-0 | | 110 | | 143 | | 145 | | .5009 145 | | 12 | | 12 | |
| DIV. I NON-CONF. | | | 14-10-0 | | .58333 92 | | 0-3-0 | | 138 | | 97 | | 113 | | .51245 113 | | 19 | | 19 | |
| TOTALS | | RPI 1-25 | | RPI 26-50 | | W-L RECORDS | | RPI 51-100 | | RPI 101-150 | | RPI 150+ | | | | | | | | |
| 26-25-0 | | 0-1-0 | | 0-2-0 | | OVERALL | | 7-11-0 | | 3-1-0 | | 16-10-0 | | | | | | | | |
| 19-11-0 | | 0-1-0 | | 0-1-0 | | HOME | | 6-7-0 | | 2-1-0 | | 11-1-0 | | | | | | | | |
| 3-14-0 | | 0-0-0 | | 0-1-0 | | AWAY | | 1-4-0 | | 0-0-0 | | 2-9-0 | | | | | | | | |
| 4-0-0 | | 0-0-0 | | 0-0-0 | | NEUTRAL | | 0-0-0 | | 1-0-0 | | 3-0-0 | | | | | | | | |
| 14-10-0 | | 0-1-0 | | 0-2-0 | | NON-CONFERENCE | | 4-5-0 | | 1-0-0 | | 9-2-0 | | | | | | | | |
| 10-5-0 | | 0-1-0 | | 0-1-0 | | HOME | | 4-3-0 | | 0-0-0 | | 6-0-0 | | | | | | | | |
| 0-5-0 | | 0-0-0 | | 0-0- | | AWAY | | 0-2-0 | | 0-0-0 | | 0-2-0 | | | | | | | | |
| 4-0-0 | | 0-0-0 | | 0-0-0 | | NEUTRAL | | 0-0-0 | | 1-0-0 | | 3-0-0 | | | | | | | | |
| 12-15-0 | | 0-0-0 | | 0-0-0 | | CONFERENCE | | 3-6-0 | | 2-1-0 | | 7-8-0 | | | | | | | | |
| 9-6-0 | | 0-0-0 | | 0-0-0 | | HOME | | 2-4-0 | | 2-1-0 | | 5-1-0 | | | | | | | | |
| 3-9-0 | | 0-0-0 | | 0-0-0 | | AWAY | | 1-2-0 | | 0-0-0 | | 2-7-0 | | | | | | | | |
| 0-0-0 | | 0-0-0 | | 0-0-0 | | NEUTRAL | | 0-0-0 | | 0-0-0 | | 0-0-0 | | | | | | | | |
| RPI | S | Opponent | | Score | | RPI | S | Opponent | | Score | | RPI | S | Opponent | | Score | | | | |
| 22 | H | Liberty | | 2 4 | | 47 | A | North Carolina | | 4 5 | | 51 | A | High Point | | 1 2 | | | | |
| | | | | | | 47 | H | North Carolina | | 6 12 | | 51 | H | High Point | | 12 5 | | | | |
| | | | | | | | | | | | | 51 | H | High Point | | 2 6 | | | | |
| | | | | | | | | | | | | 57 | H | Western Caro. | | 7 9 | | | | |
| | | | | | | | | | | | | 57 | H | Western Caro. | | 5 6 | | | | |
| | | | | | | | | | | | | 57 | H | Western Caro. | | 5 1 | | | | |
| | | | | | | | | | | | | 59 | H | North Carolina St. | | 7 12 | | | | |
| | | | | | | | | | | | | 64 | H | Saint Joseph's | | 8 5 | | | | |
| | | | | | | | | | | | | 70 | H | Campbell | | 2 1 | | | | |
| | | | | | | | | | | | | 82 | A | Samford | | 7 5 | | | | |
| | | | | | | | | | | | | 82 | A | Samford | | 8 9 | | | | |
| | | | | | | | | | | | | 82 | A | Samford | | 8 13 | | | | |
| | | | | | | | | | | | | 90 | H | Davidson | | 2 9 | | | | |
| | | | | | | | | | | | | 90 | H | Davidson | | 8 5 | | | | |
| | | | | | | | | | | | | 90 | H | Davidson | | 5 7 | | | | |
| | | | | | | | | | | | | 94 | H | Wake Forest | | 2 3 | | | | |
| | | | | | | | | | | | | 97 | A | UNC Wilmington | | 7 10 | | | | |
| | | | | | | | | | | | | 97 | H | UNC Wilmington | | 3 2 | | | | |
| LAST 15 GAMES | | | | | | LAST 15 GAMES | | | | | | LAST 15 GAMES | | | | | | | | |
| | | | | | | 181 | A | Furman | | 7 9 | | 190 | A | UNC Greensboro | | 4 13 | | | | |
| | | | | | | 181 | A | Furman | | 7 9 | | 190 | A | UNC Greensboro | | 3 12 | | | | |
| | | | | | | 181 | A | Furman | | 3 14 | | 190 | A | UNC Greensboro | | 1 5 | | | | |
| | | | | | | 47 | H | North Carolina | | 6 12 | | | | | | | | | | |
| | | | | | | 90 | H | Davidson | | 5 7 | | | | | | | | | | |
| | | | | | | | | | | | | 202 | H | Citadel | | 14 7 | | | | |
| | | | | | | | | | | | | 202 | H | Citadel | | 6 3 | | | | |
| | | | | | | | | | | | | 202 | H | Citadel | | 4 3 | | | | |
| | | | | | | | | | | | | 205 | A | Wofford | | 12 2 | | | | |
| | | | | | | | | | | | | 205 | A | Wofford | | 10 9 | | | | |
| | | | | | | | | | | | | 205 | A | Wofford | | 2 7 | | | | |
| | | | | | | | | | | | | 228 | H | Wagner | | 11 1 | | | | |
| | | | | | | | | | | | | 228 | H | Wagner | | 14 2 | | | | |
| | | | | | | | | | | | | 228 | H | Wagner | | 7 3 | | | | |
| | | | | | | | | | | | | 256 | H | UMBC | | 8 7 | | | | |

Non-Div. I Games:

Elon

Elon

| | | | | |
|----|---|----------|---|---|
| 90 | H | Davidson | 2 | 9 |
| 90 | H | Davidson | 8 | 5 |

Through Games Of May 11, 2014

| RPI | S | Opponent | Score | |
|-----|---|----------|-------|---|
| 256 | N | UMBC | 3 | 1 |
| 278 | A | N.C. A&T | 3 | 5 |
| 278 | H | N.C. A&T | 10 | 2 |

Elon

E
l
o
n

E
l
o
n

| | | | | | | | | | | | | | | | |
|-------------------|----------|-----------|-----------|--------------------|-------------|---------------|-------|-------------------------|--------|-----------------------|-------|----|----|---|---|
| Average RPI Win: | 213 | WON-LOST | WINNING | LAST 15 | STRENGTH OF | OPP. STRENGTH | TEAM | ADJ | CONF. | ADJ CONF. | | | | | |
| Average RPI Loss: | 182 | RECORD | PCT. RANK | GAMES | SCHEDULE | OF SCHEDULE | RPI | RPI | RPI | RPI | | | | | |
| DIV. I ONLY | | 28-20-0 | .58333 | 90 | 9-6-0 | 256 | 268 | 146 | .50056 | 146 | 29 | 29 | | | |
| DIV. I NON-CONF. | | 15-13-0 | .53571 | 127 | 5-2-0 | 222 | 254 | 129 | .50836 | 128 | 27 | 27 | | | |
| <hr/> | | | | | | | | | | | | | | | |
| TOTALS | RPI 1-25 | RPI 26-50 | | W-L RECORDS | | RPI 51-100 | | RPI 101-150 | | RPI 150+ | | | | | |
| 28-20-0 | 0-0-0 | 0-0-0 | | OVERALL | | 2-1-0 | | 5-3-0 | | 21-16-0 | | | | | |
| 11-5-0 | 0-0-0 | 0-0-0 | | HOME | | 2-1-0 | | 3-1-0 | | 6-3-0 | | | | | |
| 17-15-0 | 0-0-0 | 0-0-0 | | AWAY | | 0-0-0 | | 2-2-0 | | 15-13-0 | | | | | |
| 0-0-0 | 0-0-0 | 0-0-0 | | NEUTRAL | | 0-0-0 | | 0-0-0 | | 0-0-0 | | | | | |
| 15-13-0 | 0-0-0 | 0-0-0 | | NON-CONFERENCE | | 0-0-0 | | 5-3-0 | | 10-10-0 | | | | | |
| 5-2-0 | 0-0-0 | 0-0-0 | | HOME | | 0-0-0 | | 3-1-0 | | 2-1-0 | | | | | |
| 10-11-0 | 0-0-0 | 0-0- | | AWAY | | 0-0-0 | | 2-2-0 | | 8-9-0 | | | | | |
| 0-0-0 | 0-0-0 | 0-0-0 | | NEUTRAL | | 0-0-0 | | 0-0-0 | | 0-0-0 | | | | | |
| 13-7-0 | 0-0-0 | 0-0-0 | | CONFERENCE | | 2-1-0 | | 0-0-0 | | 11-6-0 | | | | | |
| 6-3-0 | 0-0-0 | 0-0-0 | | HOME | | 2-1-0 | | 0-0-0 | | 4-2-0 | | | | | |
| 7-4-0 | 0-0-0 | 0-0-0 | | AWAY | | 0-0-0 | | 0-0-0 | | 7-4-0 | | | | | |
| 0-0-0 | 0-0-0 | 0-0-0 | | NEUTRAL | | 0-0-0 | | 0-0-0 | | 0-0-0 | | | | | |
| RPI | S | Opponent | Score | RPI | S | Opponent | Score | RPI | S | Opponent | Score | | | | |
| | | | | 76 H Canisius | | | | 2 | 4 | 114 A St. John's (NY) | | | | 3 | 7 |
| | | | | 76 H Canisius | | | | 4 | 3 | 128 A Hartford | | | | 5 | 8 |
| | | | | 76 H Canisius | | | | 4 | 3 | 141 A Sacred Heart | | | | 8 | 2 |
| | | | | | | | | 141 H Sacred Heart | | | | 2 | 1 | | |
| | | | | | | | | 141 H Sacred Heart | | | | 5 | 0 | | |
| | | | | | | | | 142 A Central Conn. St. | | | | 3 | 1 | | |
| | | | | | | | | 142 H Central Conn. St. | | | | 4 | 7 | | |
| | | | | | | | | 142 H Central Conn. St. | | | | 9 | 2 | | |
| | | | | | | | | 153 A Delaware | | | | 4 | 15 | | |
| | | | | | | | | 153 A Delaware | | | | 2 | 10 | | |
| | | | | | | | | 153 A Delaware | | | | 0 | 4 | | |
| | | | | | | | | 154 A George Mason | | | | 6 | 1 | | |
| | | | | | | | | 154 A George Mason | | | | 4 | 9 | | |
| | | | | | | | | 154 A George Mason | | | | 3 | 1 | | |
| | | | | | | | | 155 A Richmond | | | | 2 | 13 | | |
| | | | | | | | | 155 A Richmond | | | | 0 | 8 | | |
| | | | | | | | | 155 A Richmond | | | | 6 | 2 | | |
| | | | | | | | | 164 A North Florida | | | | 4 | 5 | | |
| | | | | | | | | 164 A North Florida | | | | 3 | 5 | | |
| | | | | | | | | 189 A Northeastern | | | | 3 | 2 | | |
| | | | | 203 H Monmouth | | | | 0 | 2 | | | | | | |
| | | | | 203 H Monmouth | | | | 10 | 3 | | | | | | |
| | | | | 203 H Monmouth | | | | 7 | 1 | | | | | | |
| | | | | 219 H UMass Lowell | | | | 2 | 4 | | | | | | |
| | | | | 233 A Siena | | | | 6 | 8 | | | | | | |
| | | | | 233 A Siena | | | | 6 | 8 | | | | | | |
| | | | | 233 A Siena | | | | 4 | 0 | | | | | | |
| | | | | 233 A Siena | | | | 5 | 6 | | | | | | |

Non-Div. I Games:

Fairfield

Fairfield

| | | | | |
|-----|---|-------------------|---|---|
| 142 | H | Central Conn. St. | 9 | 2 |
| 141 | H | Sacred Heart | 5 | 0 |

Through Games Of May 11, 2014

| RPI | S | Opponent | Score | |
|-----|---|---------------|-------|---|
| 235 | A | Yale | 10 | 5 |
| 235 | A | Yale | 6 | 2 |
| 237 | H | Quinnipiac | 6 | 2 |
| 237 | H | Quinnipiac | 12 | 8 |
| 237 | H | Quinnipiac | 3 | 7 |
| 250 | A | Fordham | 4 | 5 |
| 274 | A | Niagara | 3 | 2 |
| 274 | A | Niagara | 7 | 8 |
| 274 | A | Niagara | 6 | 0 |
| 282 | A | Saint Peter's | 7 | 4 |
| 282 | A | Saint Peter's | 8 | 2 |
| 286 | A | Iona | 0 | 5 |
| 286 | A | Iona | 9 | 1 |
| 286 | A | Iona | 10 | 8 |
| 291 | H | NJIT | 10 | 3 |
| 302 | A | NYIT | 5 | 3 |
| 302 | A | NYIT | 4 | 1 |
| 302 | H | NYIT | 13 | 4 |

Fairfield

F
a
i
r
f
i
e
l
d

F
a
i
r
f
i
e
l
d

| Average RPI Win: 225 | | WON-LOST RECORD | WINNING PCT. RANK | LAST 15 GAMES | STRENGTH OF SCHEDULE | OPP. STRENGTH OF SCHEDULE | TEAM RPI | ADJ RPI | | CONF. RPI | ADJ CONF. RPI | | | | |
|-----------------------|---|--------------------|----------------------|------------------|-------------------------|------------------------------|-------------|------------|--------|----------------|------------------|----------|---|-------------------|------|
| Average RPI Loss: 171 | | | | | | | | | | | | | | | |
| DIV. I ONLY | | 33-18-0 | .64706 | 50 | 9-6-0 | 259 | 227 | 147 | .49963 | 147 | 24 | 24 | | | |
| DIV. I NON-CONF. | | 17-11-0 | .60714 | 76 | 1-3-0 | 281 | 212 | 193 | .48262 | 193 | 28 | 28 | | | |
| <hr/> | | | | | | | | | | | | | | | |
| TOTALS | | RPI 1-25 | | RPI 26-50 | | W-L RECORDS | | RPI 51-100 | | RPI 101-150 | | RPI 150+ | | | |
| 33-18-0 | | 0-0-0 | | 0-1-0 | | OVERALL | | 1-3-0 | | 4-3-0 | | 28-11-0 | | | |
| 12-9-0 | | 0-0-0 | | 0-1-0 | | HOME | | 0-0-0 | | 2-2-0 | | 10-6-0 | | | |
| 9-5-0 | | 0-0-0 | | 0-0-0 | | AWAY | | 1-3-0 | | 1-0-0 | | 7-2-0 | | | |
| 12-4-0 | | 0-0-0 | | 0-0-0 | | NEUTRAL | | 0-0-0 | | 1-1-0 | | 11-3-0 | | | |
| 17-11-0 | | 0-0-0 | | 0-1-0 | | NON-CONFERENCE | | 1-3-0 | | 2-1-0 | | 14-6-0 | | | |
| 4-5-0 | | 0-0-0 | | 0-1-0 | | HOME | | 0-0-0 | | 0-0-0 | | 4-4-0 | | | |
| 2-4-0 | | 0-0-0 | | 0-0- | | AWAY | | 1-3-0 | | 1-0-0 | | 0-1-0 | | | |
| 11-2-0 | | 0-0-0 | | 0-0-0 | | NEUTRAL | | 0-0-0 | | 1-1-0 | | 10-1-0 | | | |
| 16-7-0 | | 0-0-0 | | 0-0-0 | | CONFERENCE | | 0-0-0 | | 2-2-0 | | 14-5-0 | | | |
| 8-4-0 | | 0-0-0 | | 0-0-0 | | HOME | | 0-0-0 | | 2-2-0 | | 6-2-0 | | | |
| 7-1-0 | | 0-0-0 | | 0-0-0 | | AWAY | | 0-0-0 | | 0-0-0 | | 7-1-0 | | | |
| 1-2-0 | | 0-0-0 | | 0-0-0 | | NEUTRAL | | 0-0-0 | | 0-0-0 | | 1-2-0 | | | |
| RPI | S | Opponent | Score | RPI | S | Opponent | Score | RPI | S | Opponent | Score | | | | |
| | | | | 43 | H | Columbia | 0 4 | 70 | A | Campbell | 5 6 | 118 | H | Bucknell | 6 5 |
| | | | | | | | | 85 | A | William & Mary | 6 7 | 118 | H | Bucknell | 10 4 |
| | | | | | | | | 85 | A | William & Mary | 3 21 | 118 | H | Bucknell | 1 3 |
| | | | | | | | | 85 | A | William & Mary | 4 2 | 118 | H | Bucknell | 0 9 |
| | | | | | | | | | | | | 128 | A | Hartford | 4 2 |
| | | | | | | | | | | | | 136 | N | Towson | 1 3 |
| | | | | | | | | | | | | 142 | N | Central Conn. St. | 9 1 |
| | | | | | | | | | | | | 168 | H | Cincinnati | 3 4 |
| | | | | | | | | | | | | 168 | H | Cincinnati | 3 15 |
| | | | | | | | | | | | | 168 | H | Cincinnati | 2 3 |
| | | | | | | | | | | | | 211 | A | Holy Cross | 3 0 |
| | | | | | | | | | | | | 211 | A | Holy Cross | 5 1 |
| | | | | | | | | | | | | 211 | A | Holy Cross | 5 1 |
| | | | | | | | | | | | | 211 | A | Holy Cross | 1 0 |
| | | | | | | | | | | | | 227 | H | Lehigh | 0 3 |
| | | | | | | | | | | | | 227 | H | Lehigh | 9 7 |
| | | | | | | | | | | | | 227 | H | Lehigh | 4 5 |
| | | | | | | | | | | | | 227 | H | Lehigh | 2 0 |
| | | | | | | | | | | | | 227 | N | Lehigh | 3 2 |
| | | | | | | | | | | | | 227 | N | Lehigh | 0 6 |
| | | | | | | | | | | | | 227 | N | Lehigh | 1 3 |
| | | | | | | | | | | | | 228 | H | Wagner | 8 1 |
| | | | | | | | | | | | | 228 | H | Wagner | 4 0 |
| | | | | | | | | | | | | 228 | H | Wagner | 1 2 |
| | | | | | | | | | | | | 242 | H | Lafayette | 9 1 |
| | | | | | | | | | | | | 242 | H | Lafayette | 4 2 |
| | | | | | | | | | | | | 242 | H | Lafayette | 2 1 |
| <hr/> | | | | | | | | | | | | | | | |
| LAST 15 GAMES | | | | | | | | | | | | | | | |
| | | | | 227 | N | Lehigh | 1 3 | 258 | A | Navy | 5 4 | 228 | H | Wagner | 8 1 |
| | | | | 227 | N | Lehigh | 0 6 | 258 | A | Navy | 1 0 | 228 | H | Wagner | 4 0 |
| | | | | 227 | N | Lehigh | 3 2 | 258 | A | Navy | 2 1 | 242 | H | Lafayette | 9 1 |
| | | | | 168 | H | Cincinnati | 3 15 | | | | | 242 | H | Lafayette | 4 2 |
| | | | | 168 | H | Cincinnati | 2 3 | | | | | 242 | H | Lafayette | 2 1 |

Non-Div. I Games:

Army

| | | | | |
|-----|---|------------|---|---|
| 168 | H | Cincinnati | 3 | 4 |
| 227 | H | Lehigh | 9 | 7 |

| RPI | S | Opponent | Score | |
|-----|---|---------------------|-------|---|
| 242 | H | Lafayette | 5 | 3 |
| 246 | H | Massachusetts | 9 | 4 |
| 246 | N | Massachusetts | 4 | 3 |
| 246 | N | Massachusetts | 14 | 0 |
| 246 | N | Massachusetts | 7 | 3 |
| 246 | N | Massachusetts | 4 | 3 |
| 246 | N | Massachusetts | 7 | 4 |
| 250 | A | Fordham | 4 | 5 |
| 253 | H | Fairleigh Dickinson | 7 | 3 |
| 258 | A | Navy | 5 | 4 |
| 258 | A | Navy | 1 | 0 |
| 258 | A | Navy | 0 | 4 |
| 258 | A | Navy | 2 | 1 |
| 265 | N | North Dakota St. | 19 | 9 |
| 272 | N | Harvard | 1 | 5 |
| 272 | N | Harvard | 3 | 2 |
| 272 | N | Harvard | 6 | 4 |
| 279 | N | Albany (NY) | 16 | 1 |
| 281 | N | Marist | 4 | 2 |

Army

A
r
m
y

A
r
m
y

| Average RPI Win: 181 | | WON-LOST RECORD | | WINNING PCT. RANK | | LAST 15 GAMES | | STRENGTH OF SCHEDULE | | OPP. STRENGTH OF SCHEDULE | | TEAM RPI | | ADJ RPI | | CONF. RPI | | ADJ CONF. RPI | |
|----------------------|--------------|-----------------|-------|-------------------|----------|----------------|---|----------------------|-------|---------------------------|--------------|----------|-------|------------|---------------|------------------|----|---------------|---|
| DIV. I ONLY | | 22-26-0 | | .45833 176 | | 11-4-0 | | 146 | | 105 | | 149 | | .49864 148 | | 14 | | 14 | |
| DIV. I NON-CONF. | | 7-15-0 | | .31818 252 | | 3-2-0 | | 46 | | 42 | | 183 | | .48857 183 | | 12 | | 12 | |
| TOTALS | | RPI 1-25 | | RPI 26-50 | | W-L RECORDS | | RPI 51-100 | | RPI 101-150 | | RPI 150+ | | | | | | | |
| 22-26-0 | | 0-5-0 | | 1-5-0 | | OVERALL | | 1-4-0 | | 4-5-0 | | 16-7-0 | | | | | | | |
| 8-7-0 | | 0-2-0 | | 0-0-0 | | HOME | | 0-0-0 | | 1-3-0 | | 7-2-0 | | | | | | | |
| 11-11-0 | | 0-1-0 | | 0-3-0 | | AWAY | | 0-4-0 | | 3-1-0 | | 8-2-0 | | | | | | | |
| 3-8-0 | | 0-2-0 | | 1-2-0 | | NEUTRAL | | 1-0-0 | | 0-1-0 | | 1-3-0 | | | | | | | |
| 7-15-0 | | 0-5-0 | | 1-5-0 | | NON-CONFERENCE | | 1-1-0 | | 1-1-0 | | 4-3-0 | | | | | | | |
| 2-4-0 | | 0-2-0 | | 0-0-0 | | HOME | | 0-0-0 | | 0-1-0 | | 2-1-0 | | | | | | | |
| 2-5-0 | | 0-1-0 | | 0-0- | | AWAY | | 0-1-0 | | 1-0-0 | | 1-0-0 | | | | | | | |
| 3-6-0 | | 0-2-0 | | 1-2-0 | | NEUTRAL | | 1-0-0 | | 0-0-0 | | 1-2-0 | | | | | | | |
| 15-11-0 | | 0-0-0 | | 0-0-0 | | CONFERENCE | | 0-3-0 | | 3-4-0 | | 12-4-0 | | | | | | | |
| 6-3-0 | | 0-0-0 | | 0-0-0 | | HOME | | 0-0-0 | | 1-2-0 | | 5-1-0 | | | | | | | |
| 9-6-0 | | 0-0-0 | | 0-0-0 | | AWAY | | 0-3-0 | | 2-1-0 | | 7-2-0 | | | | | | | |
| 0-2-0 | | 0-0-0 | | 0-0-0 | | NEUTRAL | | 0-0-0 | | 0-1-0 | | 0-1-0 | | | | | | | |
| RPI S | Opponent | | Score | | RPI S | Opponent | | Score | | RPI S | Opponent | | Score | | RPI S | Opponent | | Score | |
| 4 N | Oregon St. | | 3 | 4 | 26 A | UC Irvine | | 1 | 3 | 65 A | San Diego | | 5 | 6 | 122 A | Washington St. | | 7 | 2 |
| 23 A | Washington | | 1 | 7 | 26 A | UC Irvine | | 0 | 1 | 65 A | San Diego | | 1 | 4 | 122 H | Washington St. | | 1 | 5 |
| 24 N | Oklahoma St. | | 0 | 2 | 26 A | UC Irvine | | 2 | 11 | 65 A | San Diego | | 1 | 5 | 130 H | Loyola Marymount | | 10 | 5 |
| 25 H | Oregon | | 5 | 14 | 39 N | Nebraska | | 4 | 7 | 69 A | UC Riverside | | 6 | 11 | 130 H | Loyola Marymount | | 0 | 2 |
| 25 H | Oregon | | 2 | 3 | 39 N | Nebraska | | 5 | 3 | 89 N | Oklahoma | | 6 | 4 | 130 H | Loyola Marymount | | 5 | 7 |
| | | | | | 41 N | Arizona St. | | 5 | 10 | | | | | 139 A | Pacific | | 10 | 7 | |
| | | | | | | | | | | | | | | 139 A | Pacific | | 2 | 6 | |
| | | | | | | | | | | | | | | 139 A | Pacific | | 5 | 4 | |
| | | | | | | | | | | | | | | 139 N | Pacific | | 5 | 9 | |
| | | | | | | | | | | | | | | 157 A | San Francisco | | 5 | 2 | |
| | | | | | | | | | | | | | | 157 A | San Francisco | | 4 | 3 | |
| | | | | | | | | | | | | | | 157 A | San Francisco | | 6 | 5 | |
| | | | | | | | | | | | | | | 159 H | Santa Clara | | 2 | 1 | |
| | | | | | | | | | | | | | | 159 H | Santa Clara | | 2 | 1 | |
| | | | | | | | | | | | | | | 159 H | Santa Clara | | 5 | 6 | |
| | | | | | | | | | | | | | | 159 N | Santa Clara | | 2 | 3 | |
| | | | | | | | | | | | | | | 178 A | BYU | | 6 | 4 | |
| | | | | | | | | | | | | | | 178 A | BYU | | 4 | 3 | |
| | | | | | | | | | | | | | | 178 A | BYU | | 4 | 11 | |
| | | | | | | | | | | | | | | 188 H | UC Davis | | 2 | 1 | |
| | | | | | | | | | | | | | | 188 H | UC Davis | | 5 | 2 | |
| | | | | | | | | | | | | | | 188 H | UC Davis | | 2 | 7 | |
| | | | | | | | | | | | | | | 194 N | Notre Dame | | 2 | 3 | |
| | | | | | | | | | | | | | | 248 A | Bakersfield | | 4 | 3 | |
| | | | | | | | | | | | | | | 254 H | Portland | | 8 | 2 | |
| | | | | | | | | | | | | | | 254 H | Portland | | 8 | 4 | |
| | | | | | | | | | | | | | | 254 H | Portland | | 3 | 0 | |
| | | | | LAST 15 GAMES | | | | | | | | | | | | | | | |
| | | | | 188 H | UC Davis | | 5 | 2 | 263 A | St. Mary's (CA) | | 6 | 3 | 194 N | Notre Dame | | 2 | 3 | |
| | | | | 188 H | UC Davis | | 2 | 1 | 263 A | St. Mary's (CA) | | 4 | 1 | 248 A | Bakersfield | | 4 | 3 | |
| | | | | 188 H | UC Davis | | 2 | 7 | 122 A | Washington St. | | 7 | 2 | 254 H | Portland | | 8 | 2 | |
| | | | | 178 A | BYU | | 6 | 4 | | | | | 254 H | Portland | | 8 | 4 | | |
| | | | | 178 A | BYU | | 4 | 3 | | | | | 254 H | Portland | | 3 | 0 | | |

Non-Div. I Games:

Gonzaga

| | | | | |
|-----|---|-----------------|---|----|
| 178 | A | BYU | 4 | 11 |
| 263 | A | St. Mary's (CA) | 5 | 10 |

| RPI | S | Opponent | Score | |
|-----|---|-----------------|-------|----|
| 263 | A | St. Mary's (CA) | 4 | 1 |
| 263 | A | St. Mary's (CA) | 6 | 3 |
| 263 | A | St. Mary's (CA) | 5 | 10 |
| 268 | N | Incarnate Word | 6 | 1 |
| 268 | N | Incarnate Word | 8 | 11 |

Gonzaga

G
o
n
z
a
g
a

G
o
n
z
a
g
a

| Average RPI Win: | | 141 | WON-LOST RECORD | | WINNING PCT. RANK | | LAST 15 GAMES | | STRENGTH OF SCHEDULE | | OPP. STRENGTH OF SCHEDULE | | TEAM RPI | | ADJ RPI | | CONF. RPI | | ADJ CONF. RPI | | | | |
|------------------|---|-------------|-----------------|-----------|-------------------|----------------|---------------|------------------|----------------------|-------------|---------------------------|----------|----------|--------------------|---------|-------|-----------|-----|---------------|-----------------|--|-------|----|
| DIV. I ONLY | | | 21-30-0 | | .41176 | 216 | 9-6-0 | | 82 | | 60 | | 150 | | .49825 | | 149 | 3 | | 3 | | | |
| DIV. I NON-CONF. | | | 12-12-0 | | .5 | 148 | 3-3-0 | | 264 | | 197 | | 200 | | .47909 | | 199 | 4 | | 4 | | | |
| TOTALS | | RPI 1-25 | | RPI 26-50 | | W-L RECORDS | | RPI 51-100 | | RPI 101-150 | | RPI 150+ | | | | | | | | | | | |
| 21-30-0 | | 0-9-0 | | 4-2-0 | | OVERALL | | 3-5-0 | | 4-4-0 | | 10-10-0 | | | | | | | | | | | |
| 10-11-0 | | 0-3-0 | | 4-2-0 | | HOME | | 1-2-0 | | 2-2-0 | | 3-2-0 | | | | | | | | | | | |
| 8-16-0 | | 0-6-0 | | 0-0-0 | | AWAY | | 2-3-0 | | 0-0-0 | | 6-7-0 | | | | | | | | | | | |
| 3-3-0 | | 0-0-0 | | 0-0-0 | | NEUTRAL | | 0-0-0 | | 2-2-0 | | 1-1-0 | | | | | | | | | | | |
| 12-12-0 | | 0-0-0 | | 0-0-0 | | NON-CONFERENCE | | 0-2-0 | | 3-2-0 | | 9-8-0 | | | | | | | | | | | |
| 4-2-0 | | 0-0-0 | | 0-0-0 | | HOME | | 0-0-0 | | 1-0-0 | | 3-2-0 | | | | | | | | | | | |
| 5-7-0 | | 0-0-0 | | 0-0- | | AWAY | | 0-2-0 | | 0-0-0 | | 5-5-0 | | | | | | | | | | | |
| 3-3-0 | | 0-0-0 | | 0-0-0 | | NEUTRAL | | 0-0-0 | | 2-2-0 | | 1-1-0 | | | | | | | | | | | |
| 9-18-0 | | 0-9-0 | | 4-2-0 | | CONFERENCE | | 3-3-0 | | 1-2-0 | | 1-2-0 | | | | | | | | | | | |
| 6-9-0 | | 0-3-0 | | 4-2-0 | | HOME | | 1-2-0 | | 1-2-0 | | 0-0-0 | | | | | | | | | | | |
| 3-9-0 | | 0-6-0 | | 0-0-0 | | AWAY | | 2-1-0 | | 0-0-0 | | 1-2-0 | | | | | | | | | | | |
| 0-0-0 | | 0-0-0 | | 0-0-0 | | NEUTRAL | | 0-0-0 | | 0-0-0 | | 0-0-0 | | | | | | | | | | | |
| RPI | S | Opponent | | Score | | RPI | S | Opponent | | Score | | RPI | S | Opponent | | Score | | RPI | S | Opponent | | Score | |
| 1 | A | Virginia | | 1 | 2 | 31 | H | Maryland | | 7 | 4 | 59 | A | North Carolina St. | | 7 | 5 | 114 | N | St. John's (NY) | | 2 | 4 |
| 1 | A | Virginia | | 2 | 3 | 31 | H | Maryland | | 5 | 1 | 59 | A | North Carolina St. | | 1 | 5 | 117 | H | UConn | | 2 | 1 |
| 1 | A | Virginia | | 1 | 8 | 31 | H | Maryland | | 5 | 2 | 59 | A | North Carolina St. | | 9 | 7 | 126 | N | Central Mich. | | 5 | 4 |
| 2 | H | Florida St. | | 0 | 6 | 47 | H | North Carolina | | 10 | 9 | 93 | A | Fla. Atlantic | | 2 | 3 | 129 | H | Pittsburgh | | 11 | 16 |
| 2 | H | Florida St. | | 1 | 10 | 47 | H | North Carolina | | 0 | 7 | 93 | A | Fla. Atlantic | | 2 | 6 | 129 | H | Pittsburgh | | 3 | 2 |
| 2 | H | Florida St. | | 7 | 11 | 47 | H | North Carolina | | 2 | 12 | 94 | H | Wake Forest | | 0 | 8 | 129 | H | Pittsburgh | | 4 | 5 |
| 10 | A | Miami (FL) | | 3 | 4 | | | | | | | 94 | H | Wake Forest | | 2 | 6 | 132 | N | Nevada | | 1 | 4 |
| 10 | A | Miami (FL) | | 2 | 5 | | | | | | | 94 | H | Wake Forest | | 2 | 1 | 132 | N | Nevada | | 7 | 3 |
| 10 | A | Miami (FL) | | 2 | 6 | | | | | | | | | | | | | 159 | A | Santa Clara | | 4 | 1 |
| | | | | | | | | | | | | | | | | | | 159 | A | Santa Clara | | 8 | 6 |
| | | | | | | | | | | | | | | | | | | 160 | H | Binghamton | | 3 | 9 |
| | | | | | | | | | | | | | | | | | | 160 | H | Binghamton | | 5 | 3 |
| | | | | | | | | | | | | | | | | | | 177 | H | Dartmouth | | 1 | 2 |
| | | | | | | | | | | | | | | | | | | 179 | A | Stetson | | 3 | 5 |
| | | | | | | | | | | | | | | | | | | 179 | A | Stetson | | 8 | 0 |
| | | | | | | | | | | | | | | | | | | 179 | A | Stetson | | 1 | 3 |
| | | | | | | | | | | | | | | | | | | 189 | A | Northeastern | | 3 | 4 |
| | | | | | | | | | | | | | | | | | | 189 | A | Northeastern | | 0 | 7 |
| | | | | | | | | | | | | | | | | | | 194 | A | Notre Dame | | 0 | 7 |
| | | | | | | | | | | | | | | | | | | 194 | A | Notre Dame | | 4 | 1 |
| | | | | | | | | | | | | | | | | | | 194 | A | Notre Dame | | 2 | 4 |
| | | | | | | | | LAST 15 GAMES | | | | | | | | | | 209 | N | Western Mich. | | 3 | 5 |
| | | | | | | | | 160 H Binghamton | | 5 | 3 | 31 | H | Maryland | | 5 | 2 | 219 | H | UMass Lowell | | 7 | 6 |
| | | | | | | | | 160 H Binghamton | | 3 | 9 | 31 | H | Maryland | | 7 | 4 | 243 | N | Villanova | | 7 | 6 |
| | | | | | | | | 129 H Pittsburgh | | 11 | 16 | 31 | H | Maryland | | 5 | 1 | 246 | H | Massachusetts | | 7 | 6 |
| | | | | | | | | 129 H Pittsburgh | | 4 | 5 | | | | | | | 270 | A | Rhode Island | | 4 | 3 |
| | | | | | | | | 129 H Pittsburgh | | 3 | 2 | | | | | | | 270 | A | Rhode Island | | 7 | 2 |

Non-Div. I Games:

Boston College

| | | | | |
|-----|---|--------------|---|---|
| 270 | A | Rhode Island | 7 | 2 |
| 270 | A | Rhode Island | 4 | 3 |

| RPI | S | Opponent | Score | |
|-----|---|----------|-------|---|
| 272 | A | Harvard | 5 | 6 |

Boston College

B
o
s
t
o
n
C
o
l
l
e
g
e

B
o
s
t
o
n
C
o
l
l
e
g
e

Kent St.

Kent St.

| | | | | |
|-----|---|----------------|---|---|
| 213 | H | Northern Ill. | 4 | 3 |
| 280 | H | Youngstown St. | 4 | 5 |

Through Games Of May 11, 2014

| RPI | S | Opponent | Score | |
|-----|---|----------------|-------|---|
| 280 | A | Youngstown St. | 11 | 7 |
| 280 | A | Youngstown St. | 4 | 7 |
| 280 | H | Youngstown St. | 10 | 2 |
| 280 | H | Youngstown St. | 4 | 5 |
| 292 | A | Ohio | 5 | 3 |
| 292 | A | Ohio | 11 | 1 |
| 292 | A | Ohio | 18 | 2 |
| 298 | N | Coppin St. | 11 | 1 |
| 298 | N | Coppin St. | 5 | 0 |

Kent St.

K
e
n
t
S
t
.

K
e
n
t
S
t
.

| Average RPI Win: | | 185 | WON-LOST RECORD | | WINNING PCT. RANK | | LAST 15 GAMES | | STRENGTH OF SCHEDULE | | OPP. STRENGTH OF SCHEDULE | | TEAM RPI | | ADJ RPI | | CONF. RPI | | ADJ CONF. RPI | | | |
|------------------|---|---------------|-----------------|-----------|-------------------|----------------|---------------|-----------------|----------------------|-------------|---------------------------|----------|----------|-------------------|---------|-------|-----------|-----|---------------|------------------|----|----|
| DIV. I ONLY | | | 17-31-1 | | .35714 | 245 | 7-7-1 | | 31 | | 204 | | 152 | | .49734 | | 151 | 21 | | 21 | | |
| DIV. I NON-CONF. | | | 5-17-0 | | .22727 | 279 | 0-3-0 | | 3 | | 128 | | 149 | | .50145 | | 149 | 22 | | 22 | | |
| TOTALS | | RPI 1-25 | | RPI 26-50 | | W-L RECORDS | | RPI 51-100 | | RPI 101-150 | | RPI 150+ | | | | | | | | | | |
| 17-31-1 | | 1-6-0 | | 0-5-0 | | OVERALL | | 1-4-0 | | 2-6-0 | | 13-10-1 | | | | | | | | | | |
| 8-8-1 | | 0-1-0 | | 0-0-0 | | HOME | | 0-0-0 | | 1-5-0 | | 7-2-1 | | | | | | | | | | |
| 8-22-0 | | 1-5-0 | | 0-5-0 | | AWAY | | 1-4-0 | | 0-0-0 | | 6-8-0 | | | | | | | | | | |
| 1-1-0 | | 0-0-0 | | 0-0-0 | | NEUTRAL | | 0-0-0 | | 1-1-0 | | 0-0-0 | | | | | | | | | | |
| 5-17-0 | | 1-6-0 | | 0-5-0 | | NON-CONFERENCE | | 0-2-0 | | 1-1-0 | | 3-3-0 | | | | | | | | | | |
| 3-2-0 | | 0-1-0 | | 0-0-0 | | HOME | | 0-0-0 | | 0-0-0 | | 3-1-0 | | | | | | | | | | |
| 1-14-0 | | 1-5-0 | | 0-0- | | AWAY | | 0-2-0 | | 0-0-0 | | 0-2-0 | | | | | | | | | | |
| 1-1-0 | | 0-0-0 | | 0-0-0 | | NEUTRAL | | 0-0-0 | | 1-1-0 | | 0-0-0 | | | | | | | | | | |
| 12-14-1 | | 0-0-0 | | 0-0-0 | | CONFERENCE | | 1-2-0 | | 1-5-0 | | 10-7-1 | | | | | | | | | | |
| 5-6-1 | | 0-0-0 | | 0-0-0 | | HOME | | 0-0-0 | | 1-5-0 | | 4-1-1 | | | | | | | | | | |
| 7-8-0 | | 0-0-0 | | 0-0-0 | | AWAY | | 1-2-0 | | 0-0-0 | | 6-6-0 | | | | | | | | | | |
| 0-0-0 | | 0-0-0 | | 0-0-0 | | NEUTRAL | | 0-0-0 | | 0-0-0 | | 0-0-0 | | | | | | | | | | |
| RPI | S | Opponent | | Score | | RPI | S | Opponent | | Score | | RPI | S | Opponent | | Score | | | | | | |
| 7 | A | Vanderbilt | | 2 | 11 | 42 | A | Mississippi St. | | 3 | 4 | 54 | A | Illinois | | 2 | 3 | 101 | H | Jacksonville St. | 2 | 8 |
| 9 | A | La.-Lafayette | | 0 | 13 | 42 | A | Mississippi St. | | 0 | 9 | 58 | A | Illinois St. | | 4 | 9 | 101 | H | Jacksonville St. | 6 | 8 |
| 9 | A | La.-Lafayette | | 0 | 1 | 50 | A | Arkansas | | 3 | 8 | 75 | A | Southeast Mo. St. | | 10 | 3 | 101 | H | Jacksonville St. | 15 | 23 |
| 9 | A | La.-Lafayette | | 5 | 1 | 50 | A | Arkansas | | 2 | 6 | 75 | A | Southeast Mo. St. | | 5 | 7 | 111 | N | Michigan St. | 10 | 5 |
| 9 | A | La.-Lafayette | | 8 | 9 | 50 | A | Arkansas | | 3 | 8 | 75 | A | Southeast Mo. St. | | 7 | 11 | 111 | N | Michigan St. | 13 | 18 |
| 17 | H | Indiana St. | | 4 | 6 | | | | | | | | | | | | | 123 | H | Tennessee Tech | 3 | 8 |
| 18 | A | Louisville | | 0 | 6 | | | | | | | | | | | | | 123 | H | Tennessee Tech | 6 | 4 |
| | | | | | | | | | | | | | | | | | | 123 | H | Tennessee Tech | 0 | 4 |
| | | | | | | | | | | | | | | | | | | 152 | A | Saint Louis | 2 | 11 |
| | | | | | | | | | | | | | | | | | | 152 | H | Saint Louis | 9 | 7 |
| | | | | | | | | | | | | | | | | | | 193 | A | Southern Ill. | 2 | 3 |
| | | | | | | | | | | | | | | | | | | 196 | A | Eastern Ky. | 11 | 17 |
| | | | | | | | | | | | | | | | | | | 196 | A | Eastern Ky. | 10 | 6 |
| | | | | | | | | | | | | | | | | | | 196 | A | Eastern Ky. | 15 | 3 |
| | | | | | | | | | | | | | | | | | | 198 | H | Morehead St. | 3 | 2 |
| | | | | | | | | | | | | | | | | | | 198 | H | Morehead St. | 4 | 6 |
| | | | | | | | | | | | | | | | | | | 198 | H | Morehead St. | 4 | 0 |
| | | | | | | | | | | | | | | | | | | 201 | H | Belmont | 10 | 2 |
| | | | | | | | | | | | | | | | | | | 201 | H | Belmont | 5 | 5 |
| | | | | | | | | | | | | | | | | | | 201 | H | Belmont | 7 | 5 |
| | | | | | | | | | | | | | | | | | | 201 | H | Belmont | 10 | 2 |
| | | | | | | | | | | | | | | | | | | 236 | A | Murray St. | 3 | 4 |
| | | | | | | | | | | | | | | | | | | 236 | A | Murray St. | 10 | 9 |
| | | | | | | | | | | | | | | | | | | 236 | A | Murray St. | 14 | 3 |
| | | | | | | | | | | | | | | | | | | 238 | A | Austin Peay | 7 | 6 |
| | | | | | | | | | | | | | | | | | | 238 | A | Austin Peay | 10 | 14 |
| | | | | | | | | | | | | | | | | | | 238 | A | Austin Peay | 6 | 10 |
| | | | | | | | | | | | | | | | | | | 244 | A | SIU Edwardsville | 4 | 6 |
| | | | | | | | | | | | | | | | | | | | | | | |
| | | | | | | | | | | | | | | | | | | | | | | |
| | | | | | | | | | | | | | | | | | | | | | | |
| | | | | | | | | | | | | | | | | | | | | | | |
| | | | | | | | | | | | | | | | | | | | | | | |
| | | | | | | | | | | | | | | | | | | | | | | |
| | | | | | | | | | | | | | | | | | | | | | | |
| | | | | | | | | | | | | | | | | | | | | | | |
| | | | | | | | | | | | | | | | | | | | | | | |
| | | | | | | | | | | | | | | | | | | | | | | |
| | | | | | | | | | | | | | | | | | | | | | | |
| | | | | | | | | | | | | | | | | | | | | | | |
| | | | | | | | | | | | | | | | | | | | | | | |
| | | | | | | | | | | | | | | | | | | | | | | |
| | | | | | | | | | | | | | | | | | | | | | | |
| | | | | | | | | | | | | | | | | | | | | | | |
| | | | | | | | | | | | | | | | | | | | | | | |
| | | | | | | | | | | | | | | | | | | | | | | |
| | | | | | | | | | | | | | | | | | | | | | | |
| | | | | | | | | | | | | | | | | | | | | | | |
| | | | | | | | | | | | | | | | | | | | | | | |
| | | | | | | | | | | | | | | | | | | | | | | |
| | | | | | | | | | | | | | | | | | | | | | | |
| | | | | | | | | | | | | | | | | | | | | | | |
| | | | | | | | | | | | | | | | | | | | | | | |
| | | | | | | | | | | | | | | | | | | | | | | |
| | | | | | | | | | | | | | | | | | | | | | | |
| | | | | | | | | | | | | | | | | | | | | | | |
| | | | | | | | | | | | | | | | | | | | | | | |
| | | | | | | | | | | | | | | | | | | | | | | |
| | | | | | | | | | | | | | | | | | | | | | | |
| | | | | | | | | | | | | | | | | | | | | | | |
| | | | | | | | | | | | | | | | | | | | | | | |
| | | | | | | | | | | | | | | | | | | | | | | |
| | | | | | | | | | | | | | | | | | | | | | | |
| | | | | | | | | | | | | | | | | | | | | | | |
| | | | | | | | | | | | | | | | | | | | | | | |
| | | | | | | | | | | | | | | | | | | | | | | |

Eastern Ill.

| | | | | |
|-----|---|-------------|----|----|
| 196 | A | Eastern Ky. | 10 | 6 |
| 152 | A | Saint Louis | 2 | 11 |

Through Games Of May 11, 2014

| RPI | S | Opponent | Score | |
|-----|---|------------------|-------|----|
| 244 | A | SIU Edwardsville | 7 | 8 |
| 244 | A | SIU Edwardsville | 5 | 4 |
| 266 | H | IPFW | 3 | 14 |
| 266 | H | IPFW | 15 | 8 |
| 266 | H | IPFW | 10 | 5 |

Eastern Ill.

E
a
s
t
e
r
n
I
l
l
.

E
a
s
t
e
r
n
I
l
l
.

[illegible]

Non-Div. I Games:

Saint Louis

| | | |
|--------------|---|---|
| 216 H Dayton | 3 | 9 |
| 216 H Dayton | 7 | 4 |

| RPI | S | Opponent | Score | |
|-----|---|-------------------|-------|---|
| 261 | H | George Washington | 10 | 4 |
| 261 | H | George Washington | 10 | 4 |
| 261 | H | George Washington | 5 | 4 |
| 270 | A | Rhode Island | 3 | 2 |
| 270 | A | Rhode Island | 3 | 1 |
| 270 | A | Rhode Island | 4 | 0 |
| 271 | H | North Dakota | 6 | 4 |
| 271 | H | North Dakota | 10 | 0 |
| 271 | H | North Dakota | 4 | 2 |
| 271 | H | North Dakota | 12 | 4 |
| 282 | N | Saint Peter's | 5 | 6 |
| 282 | N | Saint Peter's | 8 | 5 |
| 283 | A | St. Bonaventure | 3 | 2 |
| 283 | A | St. Bonaventure | 7 | 8 |
| 284 | A | UT Martin | 2 | 9 |

S
a
i
n
t
L
o
u
i
s

S
a
i
n
t
L
o
u
i
s

| | | | |
|-------------------|-----------------|---|----------|
| Non-Div. I Games: | Wilmington (DE) | 3 | 9 |
| | | | Delaware |

| | | | | |
|----|---|----------------|---|---|
| 97 | H | UNC Wilmington | 4 | 3 |
| 97 | H | UNC Wilmington | 7 | 3 |

D
e
l
a
w
a
r
e

D
e
l
a
w
a
r
e

| Average RPI Win: | 202 | WON-LOST | WINNING | LAST 15 | STRENGTH OF | OPP. STRENGTH | TEAM | ADJ | CONF. | ADJ CONF. | |
|-------------------|----------|-----------|---------------|----------------|-------------|---------------|----------------|-------------|-------|---------------|-------|
| Average RPI Loss: | 159 | RECORD | PCT. RANK | GAMES | SCHEDULE | OF SCHEDULE | RPI | RPI | RPI | RPI | |
| DIV. I ONLY | 28-19-0 | .59574 | 80 | 8-7-0 | 213 | 235 | 154 | .49596 | 154 | 25 | 25 |
| DIV. I NON-CONF. | 14-11-0 | .56 | 109 | 1-2-0 | 155 | 230 | 156 | .49957 | 156 | 24 | 24 |
| <hr/> | | | | | | | | | | | |
| TOTALS | RPI 1-25 | RPI 26-50 | | W-L RECORDS | | RPI 51-100 | | RPI 101-150 | | RPI 150+ | |
| 28-19-0 | 0-0-0 | 0-3-0 | | OVERALL | | 3-2-0 | | 4-5-0 | | 21-9-0 | |
| 16-11-0 | 0-0-0 | 0-1-0 | | HOME | | 2-2-0 | | 3-3-0 | | 11-5-0 | |
| 8-7-0 | 0-0-0 | 0-2-0 | | AWAY | | 0-0-0 | | 0-1-0 | | 8-4-0 | |
| 4-1-0 | 0-0-0 | 0-0-0 | | NEUTRAL | | 1-0-0 | | 1-1-0 | | 2-0-0 | |
| <hr/> | | | | | | | | | | | |
| 14-11-0 | 0-0-0 | 0-3-0 | | NON-CONFERENCE | | 1-0-0 | | 4-5-0 | | 9-3-0 | |
| 8-6-0 | 0-0-0 | 0-1-0 | | HOME | | 0-0-0 | | 3-3-0 | | 5-2-0 | |
| 2-4-0 | 0-0-0 | 0-0- | | AWAY | | 0-0-0 | | 0-1-0 | | 2-1-0 | |
| 4-1-0 | 0-0-0 | 0-0-0 | | NEUTRAL | | 1-0-0 | | 1-1-0 | | 2-0-0 | |
| <hr/> | | | | | | | | | | | |
| 14-8-0 | 0-0-0 | 0-0-0 | | CONFERENCE | | 2-2-0 | | 0-0-0 | | 12-6-0 | |
| 8-5-0 | 0-0-0 | 0-0-0 | | HOME | | 2-2-0 | | 0-0-0 | | 6-3-0 | |
| 6-3-0 | 0-0-0 | 0-0-0 | | AWAY | | 0-0-0 | | 0-0-0 | | 6-3-0 | |
| 0-0-0 | 0-0-0 | 0-0-0 | | NEUTRAL | | 0-0-0 | | 0-0-0 | | 0-0-0 | |
| <hr/> | | | | | | | | | | | |
| RPI S | Opponent | Score | RPI S | Opponent | Score | RPI S | Opponent | Score | RPI S | Opponent | Score |
| | | | 31 A | Maryland | 4 13 | 54 N | Illinois | 3 0 | 107 N | Wichita St. | 5 4 |
| | | | 31 H | Maryland | 0 11 | 64 H | Saint Joseph's | 3 5 | 117 N | UConn | 2 11 |
| | | | 47 A | North Carolina | 3 13 | 64 H | Saint Joseph's | 2 1 | 128 H | Hartford | 3 4 |
| | | | | | | 64 H | Saint Joseph's | 0 9 | 128 H | Hartford | 1 0 |
| | | | | | | 83 H | VCU | 6 1 | 128 H | Hartford | 1 0 |
| | | | | | | | | | 136 A | Towson | 9 13 |
| | | | | | | | | | 146 H | Fairfield | 1 3 |
| | | | | | | | | | 146 H | Fairfield | 1 6 |
| | | | | | | | | | 146 H | Fairfield | 9 4 |
| | | | | | | | | | 152 H | Saint Louis | 9 2 |
| | | | | | | | | | 152 H | Saint Louis | 3 4 |
| | | | | | | | | | 152 H | Saint Louis | 2 1 |
| | | | | | | | | | 186 A | Coastal Caro. | 2 3 |
| | | | | | | | | | 198 N | Morehead St. | 14 4 |
| | | | | | | | | | 198 N | Morehead St. | 22 5 |
| | | | | | | | | | 212 H | Cornell | 2 3 |
| | | | | | | | | | 212 H | Cornell | 2 1 |
| | | | | | | | | | 223 A | Longwood | 2 1 |
| | | | | | | | | | 223 H | Longwood | 2 0 |
| | | | | | | | | | 225 H | Georgetown | 6 5 |
| | | | | | | | | | 246 A | Massachusetts | 1 9 |
| | | | | | | | | | 246 A | Massachusetts | 7 0 |
| | | | | | | | | | 246 A | Massachusetts | 12 7 |
| | | | | | | | | | 247 H | Brown | 3 6 |
| | | | | | | | | | 247 H | Brown | 5 2 |
| | | | | | | | | | 247 H | Brown | 2 1 |
| | | | | | | | | | 250 H | Fordham | 7 4 |
| <hr/> | | | | | | | | | | | |
| | | | LAST 15 GAMES | | | | | | | | |
| | | | 64 H | Saint Joseph's | 2 1 | 152 H | Saint Louis | 9 2 | 246 A | Massachusetts | 7 0 |
| | | | 64 H | Saint Joseph's | 0 9 | 152 H | Saint Louis | 3 4 | 247 H | Brown | 3 6 |
| | | | 64 H | Saint Joseph's | 3 5 | 152 H | Saint Louis | 2 1 | 247 H | Brown | 5 2 |
| | | | 223 H | Longwood | 2 0 | | | | 247 H | Brown | 2 1 |
| | | | 246 A | Massachusetts | 1 9 | | | | 250 H | Fordham | 7 4 |

Non-Div. I Games:

George Mason

| | | | | |
|-----|---|---------------|----|---|
| 246 | A | Massachusetts | 7 | 0 |
| 246 | A | Massachusetts | 12 | 7 |

| RPI | S | Opponent | Score | |
|-----|---|-------------------|-------|---|
| 250 | H | Fordham | 6 | 0 |
| 250 | H | Fordham | 5 | 8 |
| 261 | A | George Washington | 10 | 3 |
| 261 | A | George Washington | 3 | 4 |
| 261 | A | George Washington | 7 | 3 |
| 261 | A | USC Upstate | 7 | 0 |
| 270 | A | Rhode Island | 5 | 0 |
| 270 | A | Rhode Island | 7 | 0 |
| 270 | A | Rhode Island | 6 | 7 |
| 283 | H | St. Bonaventure | 6 | 1 |
| 283 | H | St. Bonaventure | 6 | 8 |
| 283 | H | St. Bonaventure | 8 | 3 |

G
e
o
r
g
e
M
a
s
o
n

G
e
o
r
g
e
M
a
s
o
n

R
i
c
h
m
o
n
d

Richmond

| | | | | |
|-----|---|-------------------|---|----|
| 64 | A | Saint Joseph's | 5 | 10 |
| 261 | H | George Washington | 6 | 2 |

| RPI | S | Opponent | Score | |
|-----|---|-------------------|-------|---|
| 261 | H | George Washington | 3 | 1 |
| 261 | H | George Washington | 6 | 2 |
| 283 | H | St. Bonaventure | 10 | 6 |
| 298 | A | Coppin St. | 7 | 3 |

Richmond

R
i
c
h
m
o
n
d

R
i
c
h
m
o
n
d

| Average RPI Win: 156 | | WON-LOST RECORD | WINNING PCT. RANK | LAST 15 GAMES | STRENGTH OF SCHEDULE | OPP. STRENGTH OF SCHEDULE | TEAM RPI | ADJ RPI | CONF. RPI | ADJ CONF. RPI | | | | | |
|-----------------------|---|--------------------|----------------------|------------------|-------------------------|------------------------------|-------------|------------|--------------|-------------------|-------|----------|---|-------------------|-------|
| Average RPI Loss: 103 | | | | | | | | | | | | | | | |
| DIV. I ONLY | | 23-28-0 | .45098 182 | 8-7-0 | 95 | 98 | 156 | .49579 156 | 10 | 10 | | | | | |
| DIV. I NON-CONF. | | 14-10-0 | .58333 92 | 3-2-0 | 96 | 183 | 91 | .52216 91 | 11 | 11 | | | | | |
| <hr/> | | | | | | | | | | | | | | | |
| TOTALS | | RPI 1-25 | | RPI 26-50 | | W-L RECORDS | | RPI 51-100 | | RPI 101-150 | | RPI 150+ | | | |
| 23-28-0 | | 0-7-0 | | 0-0-0 | | OVERALL | | 8-7-0 | | 4-5-0 | | 11-9-0 | | | |
| 18-10-0 | | 0-0-0 | | 0-0-0 | | HOME | | 4-1-0 | | 4-4-0 | | 10-5-0 | | | |
| 5-18-0 | | 0-7-0 | | 0-0-0 | | AWAY | | 4-6-0 | | 0-1-0 | | 1-4-0 | | | |
| 0-0-0 | | 0-0-0 | | 0-0-0 | | NEUTRAL | | 0-0-0 | | 0-0-0 | | 0-0-0 | | | |
| <hr/> | | | | | | | | | | | | | | | |
| 14-10-0 | | 0-4-0 | | 0-0-0 | | NON-CONFERENCE | | 5-1-0 | | 2-1-0 | | 7-4-0 | | | |
| 12-4-0 | | 0-0-0 | | 0-0-0 | | HOME | | 4-1-0 | | 2-0-0 | | 6-3-0 | | | |
| 2-6-0 | | 0-4-0 | | 0-0- | | AWAY | | 1-0-0 | | 0-1-0 | | 1-1-0 | | | |
| 0-0-0 | | 0-0-0 | | 0-0-0 | | NEUTRAL | | 0-0-0 | | 0-0-0 | | 0-0-0 | | | |
| <hr/> | | | | | | | | | | | | | | | |
| 9-18-0 | | 0-3-0 | | 0-0-0 | | CONFERENCE | | 3-6-0 | | 2-4-0 | | 4-5-0 | | | |
| 6-6-0 | | 0-0-0 | | 0-0-0 | | HOME | | 0-0-0 | | 2-4-0 | | 4-2-0 | | | |
| 3-12-0 | | 0-3-0 | | 0-0-0 | | AWAY | | 3-6-0 | | 0-0-0 | | 0-3-0 | | | |
| 0-0-0 | | 0-0-0 | | 0-0-0 | | NEUTRAL | | 0-0-0 | | 0-0-0 | | 0-0-0 | | | |
| <hr/> | | | | | | | | | | | | | | | |
| RPI | S | Opponent | Score | RPI | S | Opponent | Score | RPI | S | Opponent | Score | RPI | S | Opponent | Score |
| 9 | A | La.-Lafayette | 3 6 | | | | | 60 | A | Arkansas St. | 0 3 | 113 | H | Texas-Arlington | 8 6 |
| 9 | A | La.-Lafayette | 0 7 | | | | | 60 | A | Arkansas St. | 3 4 | 113 | H | Texas-Arlington | 5 6 |
| 9 | A | La.-Lafayette | 2 5 | | | | | 60 | A | Arkansas St. | 3 5 | 113 | H | Texas-Arlington | 3 8 |
| 15 | A | Ole Miss | 1 2 | | | | | 75 | H | Southeast Mo. St. | 1 0 | 124 | A | Central Ark. | 4 5 |
| 15 | A | Ole Miss | 5 11 | | | | | 77 | H | Creighton | 5 1 | 124 | H | Central Ark. | 7 6 |
| 15 | A | Ole Miss | 1 11 | | | | | 77 | H | Creighton | 7 4 | 125 | H | Missouri St. | 10 6 |
| 24 | A | Oklahoma St. | 6 7 | | | | | 77 | H | Creighton | 7 1 | 137 | H | South Ala. | 10 0 |
| | | | | | | | | 78 | H | Oral Roberts | 2 5 | 137 | H | South Ala. | 5 6 |
| | | | | | | | | 81 | A | Texas St. | 2 6 | 137 | H | South Ala. | 6 9 |
| | | | | | | | | 81 | A | Texas St. | 3 2 | 166 | H | Stephen F. Austin | 1 3 |
| | | | | | | | | 81 | A | Texas St. | 3 0 | 167 | A | La.-Monroe | 4 6 |
| | | | | | | | | 89 | A | Oklahoma | 11 2 | 167 | A | La.-Monroe | 10 11 |
| | | | | | | | | 92 | A | Western Ky. | 1 4 | 167 | A | La.-Monroe | 5 16 |
| | | | | | | | | 92 | A | Western Ky. | 7 5 | 171 | H | Bradley | 3 0 |
| | | | | | | | | 92 | A | Western Ky. | 0 8 | 171 | H | Bradley | 5 8 |
| | | | | | | | | | | | | 171 | H | Bradley | 4 9 |
| | | | | | | | | | | | | 173 | H | Georgia St. | 9 2 |
| | | | | | | | | | | | | 173 | H | Georgia St. | 14 7 |
| | | | | | | | | | | | | 173 | H | Georgia St. | 2 3 |
| | | | | | | | | | | | | 182 | H | Troy | 9 5 |
| | | | | | | | | | | | | 182 | H | Troy | 0 3 |
| | | | | | | | | | | | | 182 | H | Troy | 10 4 |
| | | | | LAST 15 GAMES | | | | | | | | 182 | H | Troy | 10 4 |
| | | | | 81 | A | Texas St. | 3 2 | 125 | H | Missouri St. | 10 6 | 239 | H | Ill.-Chicago | 9 5 |
| | | | | 81 | A | Texas St. | 2 6 | 299 | H | Grambling | 10 7 | 240 | A | Louisiana Tech | 11 2 |
| | | | | 81 | A | Texas St. | 3 0 | 92 | A | Western Ky. | 1 4 | 240 | H | Louisiana Tech | 7 6 |
| | | | | 78 | H | Oral Roberts | 2 5 | | | | | 266 | H | IPFW | 3 1 |
| | | | | 113 | H | Texas-Arlington | 3 8 | | | | | 269 | A | Ark.-Pine Bluff | 5 6 |

Non-Div. I Games:

UALR

| | | | | |
|-----|---|-----------------|---|---|
| 113 | H | Texas-Arlington | 8 | 6 |
| 113 | H | Texas-Arlington | 5 | 6 |

| RPI | S | Opponent | Score | |
|-----|---|-----------------|-------|---|
| 269 | H | Ark.-Pine Bluff | 9 | 3 |
| 299 | H | Grambling | 10 | 7 |

UALR

U
A
L
R

U
A
L
R

| Average RPI Win: | | 136 | WON-LOST RECORD | | WINNING PCT. RANK | LAST 15 GAMES | | STRENGTH OF SCHEDULE | | OPP. STRENGTH OF SCHEDULE | TEAM RPI | ADJ RPI | CONF. RPI | ADJ CONF. RPI | | | |
|-------------------|---|----------|-----------------|-----------|-------------------|----------------|-------|----------------------|-----|---------------------------|----------|----------|-----------|-------------------|----|-------|----|
| Average RPI Loss: | | 124 | | | | | | | | | | | | | | | |
| DIV. I ONLY | | | 24-26-0 | | .48 | 160 | 7-8-0 | | 175 | 72 | 157 | .49568 | 157 | 14 | 14 | | |
| DIV. I NON-CONF. | | | 13-10-0 | | .56522 | 105 | 2-1-0 | | 111 | 12 | 55 | .54053 | 55 | 12 | 12 | | |
| TOTALS | | RPI 1-25 | | RPI 26-50 | | W-L RECORDS | | RPI 51-100 | | RPI 101-150 | | RPI 150+ | | | | | |
| 24-26-0 | | 1-1-0 | | 2-3-0 | | OVERALL | | 5-7-0 | | 7-8-0 | | 9-7-0 | | | | | |
| 11-13-0 | | 1-1-0 | | 0-0-0 | | HOME | | 2-2-0 | | 3-6-0 | | 5-4-0 | | | | | |
| 12-13-0 | | 0-0-0 | | 1-3-0 | | AWAY | | 3-5-0 | | 4-2-0 | | 4-3-0 | | | | | |
| 1-0-0 | | 0-0-0 | | 1-0-0 | | NEUTRAL | | 0-0-0 | | 0-0-0 | | 0-0-0 | | | | | |
| 13-10-0 | | 1-1-0 | | 1-1-0 | | NON-CONFERENCE | | 4-5-0 | | 4-2-0 | | 3-1-0 | | | | | |
| 6-3-0 | | 1-1-0 | | 0-0-0 | | HOME | | 1-0-0 | | 2-1-0 | | 2-1-0 | | | | | |
| 6-7-0 | | 0-0-0 | | 0-0- | | AWAY | | 3-5-0 | | 2-1-0 | | 1-0-0 | | | | | |
| 1-0-0 | | 0-0-0 | | 1-0-0 | | NEUTRAL | | 0-0-0 | | 0-0-0 | | 0-0-0 | | | | | |
| 11-16-0 | | 0-0-0 | | 1-2-0 | | CONFERENCE | | 1-2-0 | | 3-6-0 | | 6-6-0 | | | | | |
| 5-10-0 | | 0-0-0 | | 0-0-0 | | HOME | | 1-2-0 | | 1-5-0 | | 3-3-0 | | | | | |
| 6-6-0 | | 0-0-0 | | 1-2-0 | | AWAY | | 0-0-0 | | 2-1-0 | | 3-3-0 | | | | | |
| 0-0-0 | | 0-0-0 | | 0-0-0 | | NEUTRAL | | 0-0-0 | | 0-0-0 | | 0-0-0 | | | | | |
| RPI | S | Opponent | | Score | | RPI | S | Opponent | | Score | | RPI | S | Opponent | | Score | |
| 25 | H | Oregon | | 5 | 12 | 32 | A | Stanford | | 4 | 6 | 65 | H | San Diego | | 6 | 4 |
| 25 | H | Oregon | | 8 | 4 | 40 | A | Pepperdine | | 2 | 13 | 65 | H | San Diego | | 9 | 15 |
| | | | | | | 40 | A | Pepperdine | | 3 | 4 | 65 | H | San Diego | | 5 | 7 |
| | | | | | | 40 | A | Pepperdine | | 3 | 2 | 66 | A | California | | 0 | 1 |
| | | | | | | 50 | N | Arkansas | | 2 | 1 | 66 | A | California | | 1 | 0 |
| | | | | | | | | | | | | 69 | A | UC Riverside | | 5 | 8 |
| | | | | | | | | | | | | 69 | A | UC Riverside | | 2 | 10 |
| | | | | | | | | | | | | 69 | A | UC Riverside | | 6 | 3 |
| | | | | | | | | | | | | 86 | A | Cal St. Fullerton | | 1 | 5 |
| | | | | | | | | | | | | 86 | A | Cal St. Fullerton | | 6 | 5 |
| | | | | | | | | | | | | 86 | A | Cal St. Fullerton | | 0 | 11 |
| | | | | | | | | | | | | 98 | H | Kansas St. | | 7 | 6 |
| | | | | | | | | | | | | | | | | | |
| | | | | | | | | | | | | | | | | | |
| | | | | | | | | | | | | | | | | | |
| | | | | | | | | | | | | | | | | | |
| | | | | | | | | | | | | | | | | | |
| | | | | | | | | | | | | | | | | | |
| | | | | | | | | | | | | | | | | | |
| | | | | | | | | | | | | | | | | | |
| | | | | | | | | | | | | | | | | | |
| | | | | | | | | | | | | | | | | | |
| | | | | | | | | | | | | | | | | | |
| | | | | | | | | | | | | | | | | | |
| | | | | | | | | | | | | | | | | | |
| | | | | | | | | | | | | | | | | | |
| | | | | | | | | | | | | | | | | | |
| | | | | | | | | | | | | | | | | | |
| | | | | | | | | | | | | | | | | | |
| | | | | | | | | | | | | | | | | | |
| | | | | | | | | | | | | | | | | | |
| | | | | | | | | | | | | | | | | | |
| | | | | | | | | | | | | | | | | | |
| | | | | | | | | | | | | | | | | | |
| | | | | | | | | | | | | | | | | | |
| | | | | | | | | | | | | | | | | | |
| | | | | | | | | | | | | | | | | | |
| | | | | | | | | | | | | | | | | | |
| | | | | | | | | | | | | | | | | | |
| | | | | | | | | | | | | | | | | | |
| | | | | | | | | | | | | | | | | | |
| | | | | | | | | | | | | | | | | | |
| | | | | | | | | | | | | | | | | | |
| | | | | | | | | | | | | | | | | | |
| | | | | | | | | | | | | | | | | | |
| | | | | | | | | | | | | | | | | | |
| | | | | | | | | | | | | | | | | | |
| | | | | | | | | | | | | | | | | | |
| | | | | | | | | | | | | | | | | | |

Non-Div. I Games:

San Francisco

| | | | | |
|-----|---|-------------|---|----|
| 159 | H | Santa Clara | 6 | 12 |
| 159 | H | Santa Clara | 6 | 5 |

| RPI | S | Opponent | Score | |
|-----|---|-----------------|-------|---|
| 254 | A | Portland | 7 | 0 |
| 263 | A | St. Mary's (CA) | 5 | 4 |
| 263 | A | St. Mary's (CA) | 12 | 3 |
| 263 | A | St. Mary's (CA) | 1 | 4 |

San Francisco

S
a
n
F
r
a
n
c
i
s
c
o

S
a
n
F
r
a
n
c
i
s
c
o

| Average RPI Win: 144 | | WON-LOST RECORD | | WINNING PCT. RANK | | LAST 15 GAMES | | STRENGTH OF SCHEDULE | | OPP. STRENGTH OF SCHEDULE | | TEAM RPI | | ADJ RPI | | CONF. RPI | | ADJ CONF. RPI | |
|----------------------|---------------|-----------------|----|-------------------|----------|----------------|---|----------------------|----------------|---------------------------|----|----------|------------------|------------|----|-----------|--|---------------|--|
| DIV. I ONLY | | 21-28-0 | | .42857 201 | | 7-8-0 | | 65 | | 104 | | 158 | | .49551 158 | | 8 | | 8 | |
| DIV. I NON-CONF. | | 13-11-0 | | .54167 120 | | 5-2-0 | | 50 | | 189 | | 92 | | .52183 92 | | 9 | | 8 | |
| TOTALS | | RPI 1-25 | | RPI 26-50 | | W-L RECORDS | | RPI 51-100 | | RPI 101-150 | | RPI 150+ | | | | | | | |
| 21-28-0 | | 1-6-0 | | 0-1-0 | | OVERALL | | 6-7-0 | | 8-7-0 | | 6-7-0 | | | | | | | |
| 16-12-0 | | 1-4-0 | | 0-0-0 | | HOME | | 4-2-0 | | 7-6-0 | | 4-0-0 | | | | | | | |
| 5-15-0 | | 0-2-0 | | 0-0-0 | | AWAY | | 2-5-0 | | 1-1-0 | | 2-7-0 | | | | | | | |
| 0-1-0 | | 0-0-0 | | 0-1-0 | | NEUTRAL | | 0-0-0 | | 0-0-0 | | 0-0-0 | | | | | | | |
| 13-11-0 | | 1-3-0 | | 0-1-0 | | NON-CONFERENCE | | 1-0-0 | | 7-5-0 | | 4-2-0 | | | | | | | |
| 11-5-0 | | 1-1-0 | | 0-0-0 | | HOME | | 0-0-0 | | 6-4-0 | | 4-0-0 | | | | | | | |
| 2-5-0 | | 0-2-0 | | 0-0-0 | | AWAY | | 1-0-0 | | 1-1-0 | | 0-2-0 | | | | | | | |
| 0-1-0 | | 0-0-0 | | 0-1-0 | | NEUTRAL | | 0-0-0 | | 0-0-0 | | 0-0-0 | | | | | | | |
| 8-17-0 | | 0-3-0 | | 0-0-0 | | CONFERENCE | | 5-7-0 | | 1-2-0 | | 2-5-0 | | | | | | | |
| 5-7-0 | | 0-3-0 | | 0-0-0 | | HOME | | 4-2-0 | | 1-2-0 | | 0-0-0 | | | | | | | |
| 3-10-0 | | 0-0-0 | | 0-0-0 | | AWAY | | 1-5-0 | | 0-0-0 | | 2-5-0 | | | | | | | |
| 0-0-0 | | 0-0-0 | | 0-0-0 | | NEUTRAL | | 0-0-0 | | 0-0-0 | | 0-0-0 | | | | | | | |
| RPI S | Opponent | Score | | RPI S | Opponent | Score | | RPI S | Opponent | Score | | RPI S | Opponent | Score | | | | | |
| 6 H | Rice | 3 | 4 | 50 N | Arkansas | 0 | 4 | 62 A | UAB | 2 | 7 | 102 H | UTSA | 1 | 8 | | | | |
| 6 H | Rice | 7 | 11 | | | | | 62 A | UAB | 0 | 1 | 102 H | UTSA | 0 | 5 | | | | |
| 6 H | Rice | 1 | 2 | | | | | 62 A | UAB | 0 | 2 | 102 H | UTSA | 4 | 1 | | | | |
| 9 A | La.-Lafayette | 0 | 16 | | | | | 66 A | California | 10 | 5 | 106 A | Southeastern La. | 1 | 5 | | | | |
| 9 H | La.-Lafayette | 4 | 7 | | | | | 67 H | Southern Miss. | 3 | 0 | 106 H | Southeastern La. | 3 | 2 | | | | |
| 20 A | LSU | 0 | 6 | | | | | 67 H | Southern Miss. | 2 | 4 | 106 H | Southeastern La. | 3 | 6 | | | | |
| 20 H | LSU | 3 | 2 | | | | | 67 H | Southern Miss. | 5 | 3 | 107 H | Wichita St. | 5 | 1 | | | | |
| | | | | | | | | 71 A | East Carolina | 7 | 2 | 107 H | Wichita St. | 5 | 4 | | | | |
| | | | | | | | | 71 A | East Carolina | 3 | 13 | 107 H | Wichita St. | 3 | 10 | | | | |
| | | | | | | | | 71 A | East Carolina | 2 | 5 | 140 H | McNeese St. | 3 | 2 | | | | |
| | | | | | | | | 88 H | Middle Tenn. | 2 | 1 | 141 H | Sacred Heart | 6 | 5 | | | | |
| | | | | | | | | 88 H | Middle Tenn. | 2 | 0 | 141 H | Sacred Heart | 4 | 6 | | | | |
| | | | | | | | | 88 H | Middle Tenn. | 4 | 5 | 141 H | Sacred Heart | 2 | 3 | | | | |
| | | | | | | | | | | | | 144 A | Nicholls St. | 1 | 0 | | | | |
| | | | | | | | | | | | | 144 H | Nicholls St. | 8 | 1 | | | | |
| | | | | | | | | | | | | 157 A | San Francisco | 0 | 9 | | | | |
| | | | | | | | | | | | | 163 A | Charlotte | 1 | 2 | | | | |
| | | | | | | | | | | | | 163 A | Charlotte | 0 | 2 | | | | |
| | | | | | | | | | | | | 214 A | Marshall | 2 | 3 | | | | |
| | | | | | | | | | | | | 214 A | Marshall | 1 | 2 | | | | |
| | | | | | | | | | | | | 240 A | Louisiana Tech | 2 | 5 | | | | |
| | | | | | | | | | | | | 240 A | Louisiana Tech | 16 | 3 | | | | |
| | | | | | | | | | | | | 240 A | Louisiana Tech | 12 | 8 | | | | |
| | | | | | | | | | | | | 267 A | New Orleans | 3 | 7 | | | | |
| | | | | | | | | | | | | 269 H | Ark.-Pine Bluff | 3 | 1 | | | | |
| | | | | | | | | | | | | 269 H | Ark.-Pine Bluff | 3 | 2 | | | | |
| | | | | | | | | | | | | 269 H | Ark.-Pine Bluff | 7 | 0 | | | | |

Non-Div. I Games:

Tulane

Tulane

| | | | | |
|----|---|----------------|---|---|
| 67 | H | Southern Miss. | 5 | 3 |
| 67 | H | Southern Miss. | 2 | 4 |

Through Games Of May 11, 2014

| RPI | S | Opponent | Score | |
|-----|---|-----------------|-------|---|
| 269 | H | Ark.-Pine Bluff | 11 | 4 |

Tulane

T
u
l
a
n
e

T
u
l
a
n
e

| Average RPI Win: | | 168 | WON-LOST RECORD | | WINNING PCT. RANK | LAST 15 GAMES | STRENGTH OF SCHEDULE | | OPP. STRENGTH OF SCHEDULE | TEAM RPI | ADJ RPI | CONF. RPI | ADJ CONF. RPI |
|-------------------|------------|----------|-----------------|---------------|-------------------|---------------|----------------------|-------|---------------------------|------------------|------------|-----------|---------------|
| Average RPI Loss: | | 104 | | | | | | | | | | | |
| DIV. I ONLY | | 24-27-0 | | | .47059 168 | 10-5-0 | 143 | | 117 | 159 | .49534 159 | 14 | 14 |
| DIV. I NON-CONF. | | 8-17-0 | | | .32 249 | 1-2-0 | 162 | | 91 | 253 | .44821 252 | 12 | 12 |
| TOTALS | | RPI 1-25 | RPI 26-50 | | W-L RECORDS | | RPI 51-100 | | RPI 101-150 | | RPI 150+ | | |
| 24-27-0 | | 0-4-0 | 0-8-0 | | OVERALL | | 3-1-0 | | 8-8-0 | | 13-6-0 | | |
| 8-15-0 | | 0-3-0 | 0-4-0 | | HOME | | 0-0-0 | | 4-4-0 | | 4-4-0 | | |
| 11-10-0 | | 0-1-0 | 0-3-0 | | AWAY | | 3-0-0 | | 3-4-0 | | 5-2-0 | | |
| 5-2-0 | | 0-0-0 | 0-1-0 | | NEUTRAL | | 0-1-0 | | 1-0-0 | | 4-0-0 | | |
| 8-17-0 | | 0-4-0 | 0-5-0 | | NON-CONFERENCE | | 0-1-0 | | 1-4-0 | | 7-3-0 | | |
| 3-10-0 | | 0-3-0 | 0-1-0 | | HOME | | 0-0-0 | | 1-3-0 | | 2-3-0 | | |
| 1-5-0 | | 0-1-0 | 0-0- | | AWAY | | 0-0-0 | | 0-1-0 | | 1-0-0 | | |
| 4-2-0 | | 0-0-0 | 0-1-0 | | NEUTRAL | | 0-1-0 | | 0-0-0 | | 4-0-0 | | |
| 16-10-0 | | 0-0-0 | 0-3-0 | | CONFERENCE | | 3-0-0 | | 7-4-0 | | 6-3-0 | | |
| 5-5-0 | | 0-0-0 | 0-3-0 | | HOME | | 0-0-0 | | 3-1-0 | | 2-1-0 | | |
| 10-5-0 | | 0-0-0 | 0-0-0 | | AWAY | | 3-0-0 | | 3-3-0 | | 4-2-0 | | |
| 1-0-0 | | 0-0-0 | 0-0-0 | | NEUTRAL | | 0-0-0 | | 1-0-0 | | 0-0-0 | | |
| RPI S | Opponent | Score | RPI S | Opponent | Score | RPI S | Opponent | Score | RPI S | Opponent | Score | | |
| 16 A | Cal Poly | 0 6 | 32 A | Stanford | 2 8 | 65 A | San Diego | 8 5 | 130 H | Loyola Marymount | 8 7 | | |
| 16 H | Cal Poly | 0 8 | 32 H | Stanford | 9 10 | 65 A | San Diego | 5 3 | 130 H | Loyola Marymount | 5 6 | | |
| 23 H | Washington | 1 9 | 40 H | Pepperdine | 2 4 | 65 A | San Diego | 2 1 | 130 H | Loyola Marymount | 10 2 | | |
| 23 H | Washington | 4 6 | 40 H | Pepperdine | 0 1 | 89 N | Oklahoma | 4 8 | 132 A | Nevada | 4 9 | | |
| | | | 40 H | Pepperdine | 0 10 | | | | 132 H | Nevada | 1 4 | | |
| | | | 41 N | Arizona St. | 6 9 | | | | 132 H | Nevada | 4 3 | | |
| | | | 49 A | San Diego St. | 3 4 | | | | 139 A | Pacific | 6 2 | | |
| | | | 49 A | San Diego St. | 4 12 | | | | 139 A | Pacific | 7 6 | | |
| | | | | | | | | | 139 A | Pacific | 0 7 | | |
| | | | | | | | | | 139 H | Pacific | 9 8 | | |
| | | | | | | | | | 148 A | Gonzaga | 6 5 | | |
| | | | | | | | | | 148 A | Gonzaga | 1 2 | | |
| | | | | | | | | | 148 A | Gonzaga | 1 2 | | |
| | | | | | | | | | 148 N | Gonzaga | 3 2 | | |
| | | | | | | | | | 149 H | Boston College | 1 4 | | |
| | | | | | | | | | 149 H | Boston College | 6 8 | | |
| | | | | | | | | | 157 A | San Francisco | 12 6 | | |
| | | | | | | | | | 157 A | San Francisco | 2 1 | | |
| | | | | | | | | | 157 A | San Francisco | 5 6 | | |
| | | | | | | | | | 178 A | BYU | 2 16 | | |
| | | | | | | | | | 178 A | BYU | 5 1 | | |
| | | | | | | | | | 178 A | BYU | 8 6 | | |
| | | | | | | | | | 188 H | UC Davis | 2 3 | | |
| | | | | | | | | | 192 A | San Jose St. | 7 4 | | |
| | | | | | | | | | 192 H | San Jose St. | 7 10 | | |
| | | | | | | | | | 194 N | Notre Dame | 8 7 | | |
| | | | | | | | | | 194 N | Notre Dame | 2 1 | | |
| LAST 15 GAMES | | | | | | | | | | | | | |
| | | | 178 A | BYU | 5 1 | 192 A | San Jose St. | 7 4 | | | | | |
| | | | 178 A | BYU | 2 16 | 130 H | Loyola Marymount | 8 7 | | | | | |
| | | | 178 A | BYU | 8 6 | 130 H | Loyola Marymount | 10 2 | | | | | |
| | | | 32 A | Stanford | 2 8 | | | | | | | | |
| | | | 157 A | San Francisco | 2 1 | | | | | | | | |

Non-Div. I Games:

Santa Clara

| | | | | |
|-----|---|---------------|----|---|
| 157 | A | San Francisco | 12 | 6 |
| 157 | A | San Francisco | 5 | 6 |

| RPI | S | Opponent | Score | |
|-----|---|----------------|-------|---|
| 221 | H | Penn St. | 10 | 5 |
| 221 | H | Penn St. | 6 | 3 |
| 221 | H | Penn St. | 5 | 6 |
| 254 | H | Portland | 3 | 1 |
| 254 | H | Portland | 7 | 3 |
| 254 | H | Portland | 1 | 9 |
| 268 | N | Incarnate Word | 16 | 3 |
| 275 | N | Manhattan | 10 | 2 |

| Average RPI Win: | 201 | WON-LOST | WINNING | LAST 15 | | STRENGTH OF | OPP. STRENGTH | TEAM | ADJ | CONF. | ADJ CONF. | |
|-------------------|----------|-----------|-----------|----------------|---|----------------|---------------|-------------|--------|-----------------|----------------------|----|
| Average RPI Loss: | 137 | RECORD | PCT. RANK | GAMES | | SCHEDULE | OF SCHEDULE | RPI | RPI | RPI | RPI | |
| DIV. I ONLY | 20-22-0 | .47619 | 167 | 11-4-0 | | 187 | 220 | 160 | .49492 | 160 | 23 | 23 |
| DIV. I NON-CONF. | 10-12-0 | .45455 | 185 | 5-1-0 | | 253 | 86 | 163 | .49776 | 163 | 23 | 23 |
| <hr/> | | | | | | | | | | | | |
| TOTALS | RPI 1-25 | RPI 26-50 | | W-L RECORDS | | RPI 51-100 | | RPI 101-150 | | RPI 150+ | | |
| 20-22-0 | 0-0-0 | 0-3-0 | | OVERALL | | 1-2-0 | | 5-10-0 | | 14-7-0 | | |
| 9-5-0 | 0-0-0 | 0-0-0 | | HOME | | 0-0-0 | | 2-2-0 | | 7-3-0 | | |
| 11-16-0 | 0-0-0 | 0-3-0 | | AWAY | | 1-2-0 | | 3-6-0 | | 7-1-0 | | |
| 0-1-0 | 0-0-0 | 0-0-0 | | NEUTRAL | | 0-0-0 | | 0-0-0 | | 0-1-0 | | |
| <hr/> | | | | | | | | | | | | |
| 10-12-0 | 0-0-0 | 0-3-0 | | NON-CONFERENCE | | 1-2-0 | | 2-4-0 | | 7-3-0 | | |
| 0-2-0 | 0-0-0 | 0-0-0 | | HOME | | 0-0-0 | | 0-1-0 | | 0-1-0 | | |
| 10-10-0 | 0-0-0 | 0-0- | | AWAY | | 1-2-0 | | 2-3-0 | | 7-2-0 | | |
| 0-0-0 | 0-0-0 | 0-0-0 | | NEUTRAL | | 0-0-0 | | 0-0-0 | | 0-0-0 | | |
| <hr/> | | | | | | | | | | | | |
| 10-10-0 | 0-0-0 | 0-0-0 | | CONFERENCE | | 0-0-0 | | 3-6-0 | | 7-4-0 | | |
| 9-3-0 | 0-0-0 | 0-0-0 | | HOME | | 0-0-0 | | 2-1-0 | | 7-2-0 | | |
| 1-6-0 | 0-0-0 | 0-0-0 | | AWAY | | 0-0-0 | | 1-5-0 | | 0-1-0 | | |
| 0-1-0 | 0-0-0 | 0-0-0 | | NEUTRAL | | 0-0-0 | | 0-0-0 | | 0-1-0 | | |
| <hr/> | | | | | | | | | | | | |
| RPI | S | Opponent | Score | RPI | S | Opponent | Score | RPI | S | Opponent | Score | |
| | | | | 45 | A | Georgia | 3 4 | 84 | A | Duke | 1 5 | |
| | | | | 45 | A | Georgia | 2 9 | 84 | A | Duke | 7 6 | |
| | | | | 45 | A | Georgia | 2 6 | 84 | A | Duke | 3 7 | |
| | | | | | | | | | | 116 | A Stony Brook 4 5 | |
| | | | | | | | | | | 116 | A Stony Brook 1 3 | |
| | | | | | | | | | | 116 | A Stony Brook 2 12 | |
| | | | | | | | | | | 118 | H Bucknell 1 4 | |
| | | | | | | | | | | 120 | A VMI 2 4 | |
| | | | | | | | | | | 120 | A VMI 1 4 | |
| | | | | | | | | | | 120 | A VMI 10 2 | |
| | | | | | | | | | | 128 | A Hartford 0 3 | |
| | | | | | | | | | | 128 | A Hartford 2 3 | |
| | | | | | | | | | | 128 | A Hartford 2 0 | |
| | | | | | | | | | | 128 | H Hartford 4 3 | |
| | | | | | | | | | | 128 | H Hartford 13 3 | |
| | | | | | | | | | | 128 | H Hartford 1 9 | |
| | | | | | | | | | | 149 | A Boston College 3 5 | |
| | | | | | | | | | | 149 | A Boston College 9 3 | |
| | | | | | | | | | | 191 | A James Madison 9 7 | |
| | | | | | | | | | | 191 | A James Madison 2 9 | |
| | | | | | | | | | | 191 | A James Madison 12 2 | |
| | | | | | | | | | | 191 | A James Madison 9 11 | |
| | | | | | | | | | | 212 | A Cornell 7 0 | |
| | | | | | | | | | | 212 | A Cornell 8 6 | |
| | | | | | | | | | | 212 | H Cornell 1 6 | |
| | | | | | | | | | | 219 | A UMass Lowell 2 4 | |
| | | | | | | | | | | 219 | H UMass Lowell 7 3 | |
| | | | | | | | | | | 219 | H UMass Lowell 10 6 | |
| | | | | | | | | | | 219 | H UMass Lowell 2 3 | |
| | | | | | | | | | | 219 | N UMass Lowell 2 4 | |
| <hr/> | | | | | | | | | | | | |
| LAST 15 GAMES | | | | | | | | | | | | |
| | | | | 149 | A | Boston College | 3 5 | 128 | H | Hartford | 1 9 | |
| | | | | 149 | A | Boston College | 9 3 | 128 | H | Hartford | 13 3 | |
| | | | | 219 | H | UMass Lowell | 7 3 | 283 | A | St. Bonaventure | 7 2 | |
| | | | | 219 | H | UMass Lowell | 10 6 | | | | | |
| | | | | 219 | H | UMass Lowell | 2 3 | | | | | |

Non-Div. I Games:

Binghamton

| | | | | |
|-----|---|----------|----|---|
| 233 | A | Siena | 10 | 9 |
| 128 | H | Hartford | 4 | 3 |

| RPI | S | Opponent | Score | |
|-----|---|-----------------|-------|---|
| 230 | H | Maine | 7 | 1 |
| 230 | H | Maine | 0 | 3 |
| 230 | H | Maine | 8 | 2 |
| 233 | A | Siena | 10 | 9 |
| 256 | H | UMBC | 16 | 3 |
| 256 | H | UMBC | 7 | 3 |
| 256 | H | UMBC | 8 | 4 |
| 283 | A | St. Bonaventure | 7 | 2 |
| 291 | A | NJIT | 10 | 0 |

B
i
n
g
h
a
m
t
o
n

B
i
n
g
h
a
m
t
o
n

[illegible]

Non-Div. I Games:

Jacksonville

| | | |
|---------------|---|---|
| 179 A Stetson | 2 | 6 |
| 179 A Stetson | 7 | 9 |

J
a
c
k
s
o
n
v
i
l
l
e

J
a
c
k
s
o
n
v
i
l
l
e

| | | | | | | | | | | | | |
|-------------------|--------------------|-----------|---------------|-------------------|-------------|---------------|-------------------|-------------|---------------|--------------------|-------|----|
| Average RPI Win: | 193 | WON-LOST | WINNING | LAST 15 | STRENGTH OF | OPP. STRENGTH | TEAM | ADJ | CONF. | ADJ CONF. | | |
| Average RPI Loss: | 145 | RECORD | PCT. RANK | GAMES | SCHEDULE | OF SCHEDULE | RPI | RPI | RPI | RPI | | |
| DIV. I ONLY | | 29-22-0 | .56863 | 100 | 8-7-0 | 202 | 188 | 162 | .49412 | 162 | 17 | 17 |
| DIV. I NON-CONF. | | 15-9-0 | .625 | 62 | 2-1-0 | 197 | 252 | 153 | .50046 | 153 | 16 | 18 |
| <hr/> | | | | | | | | | | | | |
| TOTALS | RPI 1-25 | RPI 26-50 | | W-L RECORDS | | RPI 51-100 | | RPI 101-150 | | RPI 150+ | | |
| 29-22-0 | 2-2-0 | 2-1-0 | | OVERALL | | 0-1-0 | | 4-10-0 | | 21-8-0 | | |
| 20-13-0 | 1-0-0 | 2-1-0 | | HOME | | 0-0-0 | | 1-5-0 | | 16-7-0 | | |
| 9-9-0 | 1-2-0 | 0-0-0 | | AWAY | | 0-1-0 | | 3-5-0 | | 5-1-0 | | |
| 0-0-0 | 0-0-0 | 0-0-0 | | NEUTRAL | | 0-0-0 | | 0-0-0 | | 0-0-0 | | |
| 15-9-0 | 2-2-0 | 0-0-0 | | NON-CONFERENCE | | 0-1-0 | | 1-1-0 | | 12-5-0 | | |
| 13-5-0 | 1-0-0 | 0-0-0 | | HOME | | 0-0-0 | | 0-0-0 | | 12-5-0 | | |
| 2-4-0 | 1-2-0 | 0-0- | | AWAY | | 0-1-0 | | 1-1-0 | | 0-0-0 | | |
| 0-0-0 | 0-0-0 | 0-0-0 | | NEUTRAL | | 0-0-0 | | 0-0-0 | | 0-0-0 | | |
| 14-13-0 | 0-0-0 | 2-1-0 | | CONFERENCE | | 0-0-0 | | 3-9-0 | | 9-3-0 | | |
| 7-8-0 | 0-0-0 | 2-1-0 | | HOME | | 0-0-0 | | 1-5-0 | | 4-2-0 | | |
| 7-5-0 | 0-0-0 | 0-0-0 | | AWAY | | 0-0-0 | | 2-4-0 | | 5-1-0 | | |
| 0-0-0 | 0-0-0 | 0-0-0 | | NEUTRAL | | 0-0-0 | | 0-0-0 | | 0-0-0 | | |
| RPI S | Opponent | Score | RPI S | Opponent | Score | RPI S | Opponent | Score | RPI S | Opponent | Score | |
| 6 A | Rice | 2 3 | 33 H | Sam Houston St. | 8 9 | 95 A | Baylor | 2 3 | 102 A | UTSA | 3 2 | |
| 6 H | Rice | 10 1 | 33 H | Sam Houston St. | 6 5 | | | | 102 A | UTSA | 2 4 | |
| 8 A | Houston | 4 2 | 33 H | Sam Houston St. | 13 3 | | | | 106 A | Southeastern La. | 2 4 | |
| 20 A | LSU | 0 5 | | | | | | | 106 A | Southeastern La. | 6 7 | |
| | | | | | | | | | 106 A | Southeastern La. | 5 3 | |
| | | | | | | | | | 108 A | A&M-Corpus Christi | 1 2 | |
| | | | | | | | | | 108 A | A&M-Corpus Christi | 2 5 | |
| | | | | | | | | | 108 A | A&M-Corpus Christi | 10 7 | |
| | | | | | | | | | 140 H | McNeese St. | 8 7 | |
| | | | | | | | | | 140 H | McNeese St. | 4 6 | |
| | | | | | | | | | 140 H | McNeese St. | 7 8 | |
| | | | | | | | | | 144 H | Nicholls St. | 4 6 | |
| | | | | | | | | | 144 H | Nicholls St. | 6 8 | |
| | | | | | | | | | 144 H | Nicholls St. | 0 4 | |
| | | | | | | | | | 166 A | Stephen F. Austin | 2 10 | |
| | | | | | | | | | 166 A | Stephen F. Austin | 7 3 | |
| | | | | | | | | | 166 A | Stephen F. Austin | 5 4 | |
| | | | | | | | | | 174 H | Houston Baptist | 3 7 | |
| | | | | | | | | | 174 H | Houston Baptist | 9 1 | |
| | | | | | | | | | 174 H | Houston Baptist | 2 13 | |
| | | | | | | | | | 204 H | Tex.-Pan American | 1 4 | |
| | | | | | | | | | 204 H | Tex.-Pan American | 5 3 | |
| | | | | | | | | | 204 H | Tex.-Pan American | 7 0 | |
| | | | | | | | | | 222 H | LIU Brooklyn | 3 1 | |
| | | | | | | | | | 222 H | LIU Brooklyn | 9 4 | |
| | | | | | | | | | 222 H | LIU Brooklyn | 11 4 | |
| | | | | | | | | | 222 H | LIU Brooklyn | 10 1 | |
| LAST 15 GAMES | | | LAST 15 GAMES | | | LAST 15 GAMES | | | LAST 15 GAMES | | | |
| 108 A | A&M-Corpus Christi | 10 7 | 102 A | UTSA | 2 4 | 102 A | UTSA | 2 4 | 204 H | Tex.-Pan American | 7 0 | |
| 108 A | A&M-Corpus Christi | 1 2 | 166 A | Stephen F. Austin | 5 4 | 166 A | Stephen F. Austin | 5 4 | 222 H | LIU Brooklyn | 3 1 | |
| 108 A | A&M-Corpus Christi | 2 5 | | | | 166 A | Stephen F. Austin | 7 3 | 222 H | LIU Brooklyn | 9 4 | |
| 174 H | Houston Baptist | 2 13 | | | | | | | 222 H | LIU Brooklyn | 11 4 | |
| 174 H | Houston Baptist | 3 7 | | | | | | | 222 H | LIU Brooklyn | 10 1 | |

Non-Div. I Games:

Lamar

| | | | | |
|-----|---|-----------------|---|---|
| 174 | H | Houston Baptist | 9 | 1 |
| 102 | A | UTSA | 3 | 2 |

| RPI | S | Opponent | Score | |
|-----|---|-------------------|-------|---|
| 239 | H | Ill.-Chicago | 8 | 7 |
| 239 | H | Ill.-Chicago | 3 | 6 |
| 267 | H | New Orleans | 6 | 1 |
| 267 | H | New Orleans | 10 | 4 |
| 267 | H | New Orleans | 9 | 1 |
| 272 | H | Harvard | 3 | 2 |
| 272 | H | Harvard | 10 | 3 |
| 272 | H | Harvard | 0 | 4 |
| 272 | H | Harvard | 4 | 3 |
| 276 | H | Texas Southern | 4 | 8 |
| 277 | A | Abilene Christian | 6 | 4 |
| 277 | A | Abilene Christian | 5 | 4 |
| 277 | A | Abilene Christian | 16 | 7 |
| 281 | H | Marist | 3 | 4 |
| 281 | H | Marist | 7 | 6 |
| 296 | H | Prairie View | 18 | 6 |

L
a
m
a
r

L
a
m
a
r

| Average RPI Win: | 146 | WON-LOST RECORD | WINNING PCT. RANK | LAST 15 GAMES | STRENGTH OF SCHEDULE | OPP. STRENGTH OF SCHEDULE | TEAM RPI | ADJ RPI | CONF. RPI | ADJ CONF. RPI | | |
|------------------|----------|-----------------|-------------------|----------------------|----------------------|---------------------------|----------|-------------|-----------|--------------------|-------|---|
| DIV. I ONLY | | 17-29-1 | .37234 | 236 | 9-6-0 | 42 | 99 | 163 | .49303 | 163 | 8 | 8 |
| DIV. I NON-CONF. | | 8-12-1 | .40476 | 212 | 1-1-0 | 38 | 190 | 187 | .4857 | 187 | 9 | 8 |
| <hr/> | | | | | | | | | | | | |
| TOTALS | RPI 1-25 | RPI 26-50 | | W-L RECORDS | | RPI 51-100 | | RPI 101-150 | | RPI 150+ | | |
| 17-29-1 | 0-0-0 | 1-2-0 | | OVERALL | | 6-23-1 | | 2-1-0 | | 8-3-0 | | |
| 9-16-1 | 0-0-0 | 0-0-0 | | HOME | | 5-15-1 | | 0-0-0 | | 4-1-0 | | |
| 8-13-0 | 0-0-0 | 1-2-0 | | AWAY | | 1-8-0 | | 2-1-0 | | 4-2-0 | | |
| 0-0-0 | 0-0-0 | 0-0-0 | | NEUTRAL | | 0-0-0 | | 0-0-0 | | 0-0-0 | | |
| <hr/> | | | | | | | | | | | | |
| 8-12-1 | 0-0-0 | 0-0-0 | | NON-CONFERENCE | | 5-9-1 | | 0-0-0 | | 3-3-0 | | |
| 7-7-1 | 0-0-0 | 0-0-0 | | HOME | | 5-6-1 | | 0-0-0 | | 2-1-0 | | |
| 1-5-0 | 0-0-0 | 0-0- | | AWAY | | 0-3-0 | | 0-0-0 | | 1-2-0 | | |
| 0-0-0 | 0-0-0 | 0-0-0 | | NEUTRAL | | 0-0-0 | | 0-0-0 | | 0-0-0 | | |
| <hr/> | | | | | | | | | | | | |
| 9-17-0 | 0-0-0 | 1-2-0 | | CONFERENCE | | 1-14-0 | | 2-1-0 | | 5-0-0 | | |
| 2-9-0 | 0-0-0 | 0-0-0 | | HOME | | 0-9-0 | | 0-0-0 | | 2-0-0 | | |
| 7-8-0 | 0-0-0 | 1-2-0 | | AWAY | | 1-5-0 | | 2-1-0 | | 3-0-0 | | |
| 0-0-0 | 0-0-0 | 0-0-0 | | NEUTRAL | | 0-0-0 | | 0-0-0 | | 0-0-0 | | |
| <hr/> | | | | | | | | | | | | |
| RPI | S | Opponent | Score | RPI | S | Opponent | Score | RPI | S | Opponent | Score | |
| | | | | 28 | A | Old Dominion | 2 7 | 51 | A | High Point | 3 4 | |
| | | | | 28 | A | Old Dominion | 11 4 | 56 | H | Evansville | 2 4 | |
| | | | | 28 | A | Old Dominion | 2 6 | 56 | H | Evansville | 2 10 | |
| | | | | | | | | 56 | H | Evansville | 2 3 | |
| | | | | | | | | 56 | H | Evansville | 4 1 | |
| | | | | | | | | 61 | H | FIU | 0 7 | |
| | | | | | | | | 61 | H | FIU | 0 8 | |
| | | | | | | | | 61 | H | FIU | 4 10 | |
| | | | | | | | | 62 | H | UAB | 1 3 | |
| | | | | | | | | 62 | H | UAB | 2 6 | |
| | | | | | | | | 62 | H | UAB | 2 12 | |
| | | | | | | | | 71 | H | East Carolina | 3 5 | |
| | | | | | | | | 71 | H | East Carolina | 5 8 | |
| | | | | | | | | 71 | H | East Carolina | 2 5 | |
| | | | | | | | | 73 | A | Col. of Charleston | 2 5 | |
| | | | | | | | | 76 | H | Canisius | 1 10 | |
| | | | | | | | | 76 | H | Canisius | 4 3 | |
| | | | | | | | | 76 | H | Canisius | 6 0 | |
| | | | | | | | | 77 | H | Creighton | 1 3 | |
| | | | | | | | | 77 | H | Creighton | 6 7 | |
| <hr/> | | | | | | | | | | | | |
| | | | | LAST 15 GAMES | | | | | | | | |
| | | | | 240 A Louisiana Tech | | | | 7 3 | | | | |
| | | | | 240 A Louisiana Tech | | | | 5 4 | | | | |
| | | | | 240 A Louisiana Tech | | | | 8 2 | | | | |
| | | | | 62 H UAB | | | | 1 3 | | | | |
| | | | | 62 H UAB | | | | 2 12 | | | | |
| <hr/> | | | | | | | | | | | | |

Non-Div. I Games:

Charlotte

| | | |
|------------|---|---|
| 62 H UAB | 2 | 6 |
| 102 A UTSA | 4 | 2 |

| RPI | S | Opponent | Score |
|-----|---|---------------|-------|
| 77 | H | Creighton | 5 5 |
| 83 | H | VCU | 5 4 |
| 88 | A | Middle Tenn. | 1 9 |
| 88 | A | Middle Tenn. | 2 6 |
| 88 | A | Middle Tenn. | 6 7 |
| 93 | A | Fla. Atlantic | 11 1 |
| 93 | A | Fla. Atlantic | 2 3 |
| 93 | A | Fla. Atlantic | 0 8 |
| 94 | A | Wake Forest | 3 8 |
| 94 | H | Wake Forest | 12 4 |

| | | |
|------------------|----|---|
| 102 A UTSA | 1 | 3 |
| 102 A UTSA | 5 | 2 |
| 94 H Wake Forest | 12 | 4 |

| Average RPI Win: | | 165 | WON-LOST RECORD | | WINNING PCT. RANK | LAST 15 GAMES | STRENGTH OF SCHEDULE | | OPP. STRENGTH OF SCHEDULE | TEAM RPI | ADJ RPI | CONF. RPI | ADJ CONF. RPI | | | | |
|-------------------|---|----------|-----------------|-----------|-------------------|----------------|----------------------|----------------|---------------------------|-------------|---------|-----------|---------------|---------------|----|-------|----|
| Average RPI Loss: | | 126 | | | | | | | | | | | | | | | |
| DIV. I ONLY | | | 22-26-0 | | .45833 | 176 | 7-8-0 | | 140 | 123 | 164 | .49209 | 164 | 16 | 16 | | |
| DIV. I NON-CONF. | | | 11-13-0 | | .45833 | 179 | 2-1-0 | | 67 | 82 | 119 | .51078 | 119 | 14 | 14 | | |
| TOTALS | | RPI 1-25 | | RPI 26-50 | | W-L RECORDS | | RPI 51-100 | | RPI 101-150 | | RPI 150+ | | | | | |
| 22-26-0 | | 1-1-0 | | 1-8-0 | | OVERALL | | 2-3-0 | | 4-2-0 | | 14-12-0 | | | | | |
| 15-8-0 | | 1-0-0 | | 0-1-0 | | HOME | | 0-1-0 | | 3-1-0 | | 11-5-0 | | | | | |
| 5-18-0 | | 0-1-0 | | 1-7-0 | | AWAY | | 1-2-0 | | 1-1-0 | | 2-7-0 | | | | | |
| 2-0-0 | | 0-0-0 | | 0-0-0 | | NEUTRAL | | 1-0-0 | | 0-0-0 | | 1-0-0 | | | | | |
| 11-13-0 | | 1-1-0 | | 0-6-0 | | NON-CONFERENCE | | 1-1-0 | | 4-2-0 | | 5-3-0 | | | | | |
| 8-3-0 | | 1-0-0 | | 0-1-0 | | HOME | | 0-1-0 | | 3-1-0 | | 4-0-0 | | | | | |
| 1-10-0 | | 0-1-0 | | 0-0- | | AWAY | | 0-0-0 | | 1-1-0 | | 0-3-0 | | | | | |
| 2-0-0 | | 0-0-0 | | 0-0-0 | | NEUTRAL | | 1-0-0 | | 0-0-0 | | 1-0-0 | | | | | |
| 11-13-0 | | 0-0-0 | | 1-2-0 | | CONFERENCE | | 1-2-0 | | 0-0-0 | | 9-9-0 | | | | | |
| 7-5-0 | | 0-0-0 | | 0-0-0 | | HOME | | 0-0-0 | | 0-0-0 | | 7-5-0 | | | | | |
| 4-8-0 | | 0-0-0 | | 1-2-0 | | AWAY | | 1-2-0 | | 0-0-0 | | 2-4-0 | | | | | |
| 0-0-0 | | 0-0-0 | | 0-0-0 | | NEUTRAL | | 0-0-0 | | 0-0-0 | | 0-0-0 | | | | | |
| RPI | S | Opponent | | Score | | RPI | S | Opponent | | Score | | RPI | S | Opponent | | Score | |
| 3 | A | Florida | | 7 | 8 | 27 | A | Mercer | | 6 | 3 | 57 | N | Western Caro. | | 4 | 2 |
| 22 | H | Liberty | | 11 | 4 | 27 | A | Mercer | | 4 | 11 | 74 | A | FGCU | | 6 | 1 |
| | | | | | | 27 | A | Mercer | | 3 | 6 | 74 | A | FGCU | | 4 | 11 |
| | | | | | | 34 | A | Georgia Tech | | 6 | 9 | 74 | A | FGCU | | 3 | 9 |
| | | | | | | 45 | A | Georgia | | 3 | 4 | 93 | H | Fla. Atlantic | | 1 | 2 |
| | | | | | | 47 | A | North Carolina | | 5 | 8 | | | | | | |
| | | | | | | 47 | A | North Carolina | | 1 | 5 | | | | | | |
| | | | | | | 47 | A | North Carolina | | 0 | 3 | | | | | | |
| | | | | | | 48 | H | UCF | | 4 | 8 | | | | | | |
| | | | | | | | | | | | | | | | | | |
| | | | | | | | | | | | | | | | | | |
| | | | | | | | | | | | | | | | | | |
| | | | | | | | | | | | | | | | | | |
| | | | | | | | | | | | | | | | | | |
| | | | | | | | | | | | | | | | | | |
| | | | | | | | | | | | | | | | | | |
| | | | | | | | | | | | | | | | | | |
| | | | | | | | | | | | | | | | | | |
| | | | | | | | | | | | | | | | | | |
| | | | | | | | | | | | | | | | | | |
| | | | | | | | | | | | | | | | | | |
| | | | | | | | | | | | | | | | | | |
| | | | | | | | | | | | | | | | | | |
| | | | | | | | | | | | | | | | | | |
| | | | | | | | | | | | | | | | | | |
| | | | | | | | | | | | | | | | | | |
| | | | | | | | | | | | | | | | | | |
| | | | | | | | | | | | | | | | | | |
| | | | | | | | | | | | | | | | | | |
| | | | | | | | | | | | | | | | | | |
| | | | | | | | | | | | | | | | | | |
| | | | | | | | | | | | | | | | | | |
| | | | | | | | | | | | | | | | | | |
| | | | | | | | | | | | | | | | | | |
| | | | | | | | | | | | | | | | | | |
| | | | | | | | | | | | | | | | | | |
| | | | | | | | | | | | | | | | | | |
| | | | | | | | | | | | | | | | | | |
| | | | | | | | | | | | | | | | | | |
| | | | | | | | | | | | | | | | | | |
| | | | | | | | | | | | | | | | | | |
| | | | | | | | | | | | | | | | | | |
| | | | | | | | | | | | | | | | | | |
| | | | | | | | | | | | | | | | | | |
| | | | | | | | | | | | | | | | | | |
| | | | | | | | | | | | | | | | | | |
| | | | | | | | | | | | | | | | | | |
| | | | | | | | | | | | | | | | | | |
| | | | | | | | | | | | | | | | | | |
| | | | | | | | | | | | | | | | | | |
| | | | | | | | | | | | | | | | | | |
| | | | | | | | | | | | | | | | | | |
| | | | | | | | | | | | | | | | | | |
| | | | | | | | | | | | | | | | | | |
| | | | | | | | | | | | | | | | | | |
| | | | | | | | | | | | | | | | | | |
| | | | | | | | | | | | | | | | | | |
| | | | | | | | | | | | | | | | | | |
| | | | | | | | | | | | | | | | | | |
| | | | | | | | | | | | | | | | | | |
| | | | | | | | | | | | | | | | | | |
| | | | | | | | | | | | | | | | | | |
| | | | | | | | | | | | | | | | | | |
| | | | | | | | | | | | | | | | | | |
| | | | | | | | | | | | | | | | | | |
| | | | | | | | | | | | | | | | | | |
| | | | | | | | | | | | | | | | | | |
| | | | | | | | | | | | | | | | | | |
| | | | | | | | | | | | | | | | | | |
| | | | | | | | | | | | | | | | | | |
| | | | | | | | | | | | | | | | | | |
| | | | | | | | | | | | | | | | | | |
| | | | | | | | | | | | | | | | | | |
| | | | | | | | | | | | | | | | | | |
| | | | | | | | | | | | | | | | | | |
| | | | | | | | | | | | | | | | | | |
| | | | | | | | | | | | | | | | | | |
| | | | | | | | | | | | | | | | | | |
| | | | | | | | | | | | | | | | | | |
| | | | | | | | | | | | | | | | | | |
| | | | | | | | | | | | | | | | | | |
| | | | | | | | | | | | | | | | | | |
| | | | | | | | | | | | | | | | | | |
| | | | | | | | | | | | | | | | | | |
| | | | | | | | | | | | | | | | | | |
| | | | | | | | | | | | | | | | | | |
| | | | | | | | | | | | | | | | | | |
| | | | | | | | | | | | | | | | | | |
| | | | | | | | | | | | | | | | | | |
| | | | | | | | | | | | | | | | | | |
| | | | | | | | | | | | | | | | | | |
| | | | | | | | | | | | | | | | | | |
| | | | | | | | | | | | | | | | | | |
| | | | | | | | | | | | | | | | | | |
| | | | | | | | | | | | | | | | | | |
| | | | | | | | | | | | | | | | | | |
| | | | | | | | | | | | | | | | | | |
| | | | | | | | | | | | | | | | | | |
| | | | | | | | | | | | | | | | | | |
| | | | | | | | | | | | | | | | | | |
| | | | | | | | | | | | | | | | | | |
| | | | | | | | | | | | | | | | | | |
| | | | | | | | | | | | | | | | | | |
| | | | | | | | | | | | | | | | | | |
| | | | | | | | | | | | | | | | | | |

| | | | | |
|-----|---|---------|----|----|
| 179 | H | Stetson | 10 | 4 |
| 179 | H | Stetson | 9 | 14 |

| RPI | S | Opponent | Score | |
|-----|---|--------------|-------|---|
| 260 | A | Savannah St. | 1 | 2 |
| 260 | H | Savannah St. | 8 | 7 |
| 261 | H | USC Upstate | 4 | 3 |
| 261 | H | USC Upstate | 13 | 4 |
| 261 | H | USC Upstate | 2 | 3 |

North Florida

N
o
r
t
h
F
l
o
r
i
d
a

N
o
r
t
h
F
l
o
r
i
d
a

| Average RPI Win: 129 | | WON-LOST RECORD | | WINNING PCT. RANK | | LAST 15 GAMES | | STRENGTH OF SCHEDULE | | OPP. STRENGTH OF SCHEDULE | | TEAM RPI | | ADJ RPI | | CONF. RPI | | ADJ CONF. RPI | | | | | |
|----------------------|---|-----------------|--|-------------------|----|----------------|---|----------------------|--|---------------------------|----|----------|---|---------------------|--|-----------|----|---------------|---|------------------|--|----|----|
| DIV. I ONLY | | 15-30-0 | | .33333 259 | | 4-11-0 | | 50 | | 73 | | 165 | | .49176 165 | | 4 | | 4 | | | | | |
| DIV. I NON-CONF. | | 11-10-0 | | .52381 130 | | 2-2-0 | | 91 | | 162 | | 70 | | .53458 70 | | 3 | | 3 | | | | | |
| TOTALS | | RPI 1-25 | | RPI 26-50 | | W-L RECORDS | | RPI 51-100 | | RPI 101-150 | | RPI 150+ | | | | | | | | | | | |
| 15-30-0 | | 1-9-0 | | 1-0-0 | | OVERALL | | 1-5-0 | | 8-11-0 | | 4-5-0 | | | | | | | | | | | |
| 4-12-0 | | 0-6-0 | | 0-0-0 | | HOME | | 0-0-0 | | 2-3-0 | | 2-3-0 | | | | | | | | | | | |
| 7-17-0 | | 0-3-0 | | 0-0-0 | | AWAY | | 1-5-0 | | 5-7-0 | | 1-2-0 | | | | | | | | | | | |
| 4-1-0 | | 1-0-0 | | 1-0-0 | | NEUTRAL | | 0-0-0 | | 1-1-0 | | 1-0-0 | | | | | | | | | | | |
| 11-10-0 | | 1-0-0 | | 1-0-0 | | NON-CONFERENCE | | 0-0-0 | | 6-7-0 | | 3-3-0 | | | | | | | | | | | |
| 2-2-0 | | 0-0-0 | | 0-0-0 | | HOME | | 0-0-0 | | 1-1-0 | | 1-1-0 | | | | | | | | | | | |
| 5-7-0 | | 0-0-0 | | 0-0- | | AWAY | | 0-0-0 | | 4-5-0 | | 1-2-0 | | | | | | | | | | | |
| 4-1-0 | | 1-0-0 | | 1-0-0 | | NEUTRAL | | 0-0-0 | | 1-1-0 | | 1-0-0 | | | | | | | | | | | |
| 4-20-0 | | 0-9-0 | | 0-0-0 | | CONFERENCE | | 1-5-0 | | 2-4-0 | | 1-2-0 | | | | | | | | | | | |
| 2-10-0 | | 0-6-0 | | 0-0-0 | | HOME | | 0-0-0 | | 1-2-0 | | 1-2-0 | | | | | | | | | | | |
| 2-10-0 | | 0-3-0 | | 0-0-0 | | AWAY | | 1-5-0 | | 1-2-0 | | 0-0-0 | | | | | | | | | | | |
| 0-0-0 | | 0-0-0 | | 0-0-0 | | NEUTRAL | | 0-0-0 | | 0-0-0 | | 0-0-0 | | | | | | | | | | | |
| RPI | S | Opponent | | Score | | RPI | S | Opponent | | Score | | RPI | S | Opponent | | Score | | | | | | | |
| 4 | H | Oregon St. | | 1 | 5 | 39 | N | Nebraska | | 4 | 3 | 66 | A | California | | 2 | 4 | 111 | N | Michigan St. | | 5 | 8 |
| 4 | H | Oregon St. | | 0 | 8 | | | | | | | 66 | A | California | | 4 | 5 | 113 | A | Texas-Arlington | | 5 | 3 |
| 4 | H | Oregon St. | | 1 | 6 | | | | | | | 66 | A | California | | 7 | 8 | 113 | A | Texas-Arlington | | 3 | 9 |
| 5 | N | Indiana | | 5 | 4 | | | | | | | 80 | A | Southern California | | 3 | 2 | 115 | H | UCLA | | 3 | 7 |
| 23 | H | Washington | | 1 | 11 | | | | | | | 80 | A | Southern California | | 2 | 3 | 115 | H | UCLA | | 1 | 3 |
| 23 | H | Washington | | 4 | 8 | | | | | | | 80 | A | Southern California | | 2 | 13 | 115 | H | UCLA | | 8 | 6 |
| 23 | H | Washington | | 17 | 21 | | | | | | | | | | | | | 122 | A | Washington St. | | 4 | 1 |
| 25 | A | Oregon | | 1 | 3 | | | | | | | | | | | | | 122 | A | Washington St. | | 2 | 4 |
| 25 | A | Oregon | | 1 | 4 | | | | | | | | | | | | | 122 | A | Washington St. | | 0 | 1 |
| 25 | A | Oregon | | 0 | 1 | | | | | | | | | | | | | 125 | N | Missouri St. | | 7 | 3 |
| | | | | | | | | | | | | | | | | | | 130 | A | Loyola Marymount | | 1 | 4 |
| | | | | | | | | | | | | | | | | | | 130 | A | Loyola Marymount | | 7 | 6 |
| | | | | | | | | | | | | | | | | | | 130 | A | Loyola Marymount | | 0 | 2 |
| | | | | | | | | | | | | | | | | | | 131 | A | Sacramento St. | | 5 | 4 |
| | | | | | | | | | | | | | | | | | | 131 | A | Sacramento St. | | 4 | 5 |
| | | | | | | | | | | | | | | | | | | 131 | A | Sacramento St. | | 2 | 3 |
| | | | | | | | | | | | | | | | | | | 131 | A | Sacramento St. | | 2 | 1 |
| | | | | | | | | | | | | | | | | | | 132 | H | Nevada | | 12 | 0 |
| | | | | | | | | | | | | | | | | | | 132 | H | Nevada | | 1 | 11 |
| | | | | | | | | | | | | | | | | | | 178 | A | BYU | | 3 | 20 |
| | | | | | | | | | | | | | | | | | | 178 | A | BYU | | 12 | 10 |
| | | | | | | | | | | | | | | | | | | 178 | H | BYU | | 3 | 4 |
| | | | | | | | | | | | | | | | | | | 180 | A | Utah Valley | | 8 | 12 |
| | | | | | | | | | | | | | | | | | | 180 | H | Utah Valley | | 7 | 3 |
| | | | | | | | | | | | | | | | | | | 184 | H | Arizona | | 1 | 6 |
| | | | | | | | | | | | | | | | | | | 184 | H | Arizona | | 2 | 5 |
| | | | | | | | | | | | | | | | | | | 184 | H | Arizona | | 7 | 3 |
| LAST 15 GAMES | | | | | | | | | | | | | | | | | | | | | | | |
| 122 | A | Washington St. | | 0 | 1 | 132 | H | Nevada | | 1 | 11 | 180 | A | Utah Valley | | 8 | 12 | 184 | H | Arizona | | 1 | 6 |
| 122 | A | Washington St. | | 2 | 4 | 132 | H | Nevada | | 12 | 0 | 180 | H | Utah Valley | | 7 | 3 | 184 | H | Arizona | | 2 | 5 |
| 122 | A | Washington St. | | 4 | 1 | 180 | A | Utah Valley | | 8 | 12 | 184 | H | Arizona | | 1 | 6 | 184 | H | Arizona | | 2 | 5 |
| 178 | A | BYU | | 12 | 10 | | | | | | | 184 | H | Arizona | | 7 | 3 | | | | | | |
| 23 | H | Washington | | 17 | 21 | | | | | | | | | | | | | | | | | | |

Non-Div. I Games:

Utah

Utah

| | | | | |
|----|---|------------|---|----|
| 23 | H | Washington | 1 | 11 |
| 23 | H | Washington | 4 | 8 |

Through Games Of May 11, 2014

| RPI | S | Opponent | Score | |
|-----|---|-------------------|-------|---|
| 277 | N | Abilene Christian | 9 | 8 |

Utah

U
t
a
h

U
t
a
h

| | | | | | | | | | | | | |
|------------------|--------------|-----------------|-------------------|-----------------|----------------------|---------------------------|--------------|-------------|-----------|--------------------|-------|----|
| Average RPI Win: | 158 | WON-LOST RECORD | WINNING PCT. RANK | LAST 15 GAMES | STRENGTH OF SCHEDULE | OPP. STRENGTH OF SCHEDULE | TEAM RPI | ADJ RPI | CONF. RPI | ADJ CONF. RPI | | |
| DIV. I ONLY | | 18-32-0 | .36 | 243 | 3-12-0 | 55 | 86 | 166 | .49136 | 166 | 17 | 17 |
| DIV. I NON-CONF. | | 8-14-0 | .36364 | 230 | 0-3-0 | 43 | 6 | 116 | .51224 | 116 | 16 | 18 |
| <hr/> | | | | | | | | | | | | |
| TOTALS | RPI 1-25 | RPI 26-50 | | W-L RECORDS | | RPI 51-100 | | RPI 101-150 | | RPI 150+ | | |
| 18-32-0 | 2-6-0 | 0-7-0 | | OVERALL | | 0-5-0 | | 9-10-0 | | 7-4-0 | | |
| 8-15-0 | 0-2-0 | 0-1-0 | | HOME | | 0-5-0 | | 4-5-0 | | 4-2-0 | | |
| 9-16-0 | 2-3-0 | 0-6-0 | | AWAY | | 0-0-0 | | 5-5-0 | | 2-2-0 | | |
| 1-1-0 | 0-1-0 | 0-0-0 | | NEUTRAL | | 0-0-0 | | 0-0-0 | | 1-0-0 | | |
| <hr/> | | | | | | | | | | | | |
| 8-14-0 | 2-6-0 | 0-4-0 | | NON-CONFERENCE | | 0-2-0 | | 2-2-0 | | 4-0-0 | | |
| 3-5-0 | 0-2-0 | 0-1-0 | | HOME | | 0-2-0 | | 0-0-0 | | 3-0-0 | | |
| 5-8-0 | 2-3-0 | 0-0- | | AWAY | | 0-0-0 | | 2-2-0 | | 1-0-0 | | |
| 0-1-0 | 0-1-0 | 0-0-0 | | NEUTRAL | | 0-0-0 | | 0-0-0 | | 0-0-0 | | |
| <hr/> | | | | | | | | | | | | |
| 10-18-0 | 0-0-0 | 0-3-0 | | CONFERENCE | | 0-3-0 | | 7-8-0 | | 3-4-0 | | |
| 5-10-0 | 0-0-0 | 0-0-0 | | HOME | | 0-3-0 | | 4-5-0 | | 1-2-0 | | |
| 4-8-0 | 0-0-0 | 0-3-0 | | AWAY | | 0-0-0 | | 3-3-0 | | 1-2-0 | | |
| 1-0-0 | 0-0-0 | 0-0-0 | | NEUTRAL | | 0-0-0 | | 0-0-0 | | 1-0-0 | | |
| <hr/> | | | | | | | | | | | | |
| RPI S | Opponent | Score | RPI S | Opponent | Score | RPI S | Opponent | Score | RPI S | Opponent | Score | |
| 13 H | TCU | 4 14 | 33 A | Sam Houston St. | 1 12 | 53 H | New Mexico | 3 6 | 107 A | Wichita St. | 1 0 | |
| 14 A | Texas Tech | 4 20 | 33 A | Sam Houston St. | 4 5 | 53 H | New Mexico | 6 9 | 107 A | Wichita St. | 3 4 | |
| 14 A | Texas Tech | 6 3 | 33 A | Sam Houston St. | 7 16 | 78 H | Oral Roberts | 1 7 | 107 A | Wichita St. | 0 6 | |
| 14 H | Texas Tech | 4 5 | 35 A | Texas A&M | 3 12 | 78 H | Oral Roberts | 0 4 | 108 A | A&M-Corpus Christi | 8 9 | |
| 21 A | Alabama | 0 8 | 37 A | Dallas Baptist | 6 7 | 78 H | Oral Roberts | 1 11 | 108 A | A&M-Corpus Christi | 12 10 | |
| 21 A | Alabama | 2 1 | 37 H | Dallas Baptist | 10 20 | | | | 108 A | A&M-Corpus Christi | 7 6 | |
| 21 A | Alabama | 2 3 | 50 A | Arkansas | 2 7 | | | | 113 A | Texas-Arlington | 14 9 | |
| 24 N | Oklahoma St. | 1 3 | | | | | | | 124 H | Central Ark. | 9 6 | |
| | | | | | | | | | 124 H | Central Ark. | 5 4 | |
| | | | | | | | | | 124 H | Central Ark. | 4 8 | |
| | | | | | | | | | 133 A | Northwestern St. | 3 5 | |
| | | | | | | | | | 133 A | Northwestern St. | 4 5 | |
| | | | | | | | | | 133 A | Northwestern St. | 7 5 | |
| | | | | | | | | | 140 H | McNeese St. | 4 5 | |
| | | | | | | | | | 140 H | McNeese St. | 5 1 | |
| | | | | | | | | | 140 H | McNeese St. | 7 10 | |
| | | | | | | | | | 144 H | Nicholls St. | 3 5 | |
| | | | | | | | | | 144 H | Nicholls St. | 3 5 | |
| | | | | | | | | | 144 H | Nicholls St. | 4 3 | |
| | | | | | | | | | 156 A | UALR | 3 1 | |
| | | | | | | | | | 162 H | Lamar | 10 2 | |
| | | | | | | | | | 162 H | Lamar | 4 5 | |
| | | | | | | | | | 162 H | Lamar | 3 7 | |
| | | | | | | | | | 268 N | Incarinate Word | 12 5 | |
| | | | | | | | | | 277 A | Abilene Christian | 0 3 | |
| | | | | | | | | | 277 A | Abilene Christian | 6 8 | |
| | | | | | | | | | 277 A | Abilene Christian | 12 8 | |

Non-Div. I Games:

Stephen F. Austin

| | | | | |
|----|---|-----------------|---|----|
| 33 | A | Sam Houston St. | 4 | 5 |
| 13 | H | TCU | 4 | 14 |

| RPI | S | Opponent | Score | |
|-----|---|-----------|-------|---|
| 284 | H | UT Martin | 1 | 0 |
| 284 | H | UT Martin | 10 | 6 |
| 284 | H | UT Martin | 9 | 4 |

Stephen F. Austin

S
t
e
p
h
e
n
F
.
A
u
s
t
i
n

S
t
e
p
h
e
n
F
.
A
u
s
t
i
n

| Average RPI Win: 150 | | WON-LOST | WINNING | LAST 15 | STRENGTH OF | | OPP. STRENGTH | TEAM | ADJ | CONF. | ADJ CONF. |
|-----------------------|---------------|----------|---------------|-------------|----------------|-------|----------------|-------|-------------|------------------|-----------|
| Average RPI Loss: 102 | | RECORD | PCT. RANK | GAMES | SCHEDULE | | OF SCHEDULE | RPI | RPI | RPI | RPI |
| DIV. I ONLY | | 22-31-0 | .41509 | 210 | 6-9-0 | | 62 | 135 | 167 | .49105 | 167 |
| DIV. I NON-CONF. | | 11-15-0 | .42308 | 200 | 2-1-0 | | 51 | 233 | 172 | .49246 | 172 |
| TOTALS | | RPI 1-25 | RPI 26-50 | | W-L RECORDS | | RPI 51-100 | | RPI 101-150 | | RPI 150+ |
| 22-31-0 | | 0-6-0 | 0-0-0 | | OVERALL | | 4-11-0 | | 8-9-0 | | 10-5-0 |
| 17-12-0 | | 0-3-0 | 0-0-0 | | HOME | | 4-4-0 | | 6-3-0 | | 7-2-0 |
| 3-19-0 | | 0-3-0 | 0-0-0 | | AWAY | | 0-7-0 | | 2-6-0 | | 1-3-0 |
| 2-0-0 | | 0-0-0 | 0-0-0 | | NEUTRAL | | 0-0-0 | | 0-0-0 | | 2-0-0 |
| 11-15-0 | | 0-3-0 | 0-0-0 | | NON-CONFERENCE | | 1-5-0 | | 6-5-0 | | 4-2-0 |
| 9-5-0 | | 0-0-0 | 0-0-0 | | HOME | | 1-1-0 | | 6-3-0 | | 2-1-0 |
| 0-10-0 | | 0-3-0 | 0-0- | | AWAY | | 0-4-0 | | 0-2-0 | | 0-1-0 |
| 2-0-0 | | 0-0-0 | 0-0-0 | | NEUTRAL | | 0-0-0 | | 0-0-0 | | 2-0-0 |
| 11-16-0 | | 0-3-0 | 0-0-0 | | CONFERENCE | | 3-6-0 | | 2-4-0 | | 6-3-0 |
| 8-7-0 | | 0-3-0 | 0-0-0 | | HOME | | 3-3-0 | | 0-0-0 | | 5-1-0 |
| 3-9-0 | | 0-0-0 | 0-0-0 | | AWAY | | 0-3-0 | | 2-4-0 | | 1-2-0 |
| 0-0-0 | | 0-0-0 | 0-0-0 | | NEUTRAL | | 0-0-0 | | 0-0-0 | | 0-0-0 |
| RPI S | Opponent | Score | RPI S | Opponent | Score | RPI S | Opponent | Score | RPI S | Opponent | Score |
| 9 H | La.-Lafayette | 1 4 | | | | 60 A | Arkansas St. | 7 11 | 106 H | Southeastern La. | 3 2 |
| 9 H | La.-Lafayette | 2 21 | | | | 60 A | Arkansas St. | 4 8 | 106 H | Southeastern La. | 6 5 |
| 9 H | La.-Lafayette | 1 14 | | | | 60 A | Arkansas St. | 9 10 | 106 H | Southeastern La. | 4 13 |
| 15 A | Ole Miss | 3 4 | | | | 61 H | FIU | 12 6 | 111 H | Michigan St. | 5 1 |
| 15 A | Ole Miss | 4 5 | | | | 67 A | Southern Miss. | 2 18 | 113 A | Texas-Arlington | 8 10 |
| 21 A | Alabama | 2 3 | | | | 67 H | Southern Miss. | 2 14 | 113 A | Texas-Arlington | 7 5 |
| | | | | | | 81 H | Texas St. | 5 12 | 113 A | Texas-Arlington | 1 6 |
| | | | | | | 81 H | Texas St. | 17 12 | 133 A | Northwestern St. | 1 6 |
| | | | | | | 81 H | Texas St. | 7 6 | 133 H | Northwestern St. | 6 8 |
| | | | | | | 82 A | Samford | 5 6 | 134 H | Grand Canyon | 1 7 |
| | | | | | | 82 A | Samford | 6 9 | 134 H | Grand Canyon | 6 3 |
| | | | | | | 82 A | Samford | 3 9 | 134 H | Grand Canyon | 5 4 |
| | | | | | | 92 H | Western Ky. | 3 4 | 137 A | South Ala. | 4 7 |
| | | | | | | 92 H | Western Ky. | 2 11 | 137 A | South Ala. | 8 7 |
| | | | | | | 92 H | Western Ky. | 5 4 | 137 A | South Ala. | 5 6 |
| | | | | | | | | | 144 A | Nicholls St. | 0 3 |
| | | | | | | | | | 144 H | Nicholls St. | 9 6 |
| | | | | | | | | | 156 H | UALR | 16 5 |
| | | | | | | | | | 156 H | UALR | 11 10 |
| | | | | | | | | | 156 H | UALR | 6 4 |
| | | | | | | | | | 173 H | Georgia St. | 10 6 |
| | | | | | | | | | 173 H | Georgia St. | 11 1 |
| | | | | | | | | | 173 H | Georgia St. | 5 6 |
| | | | | | | | | | 182 A | Troy | 7 4 |
| | | | | | | | | | 182 A | Troy | 3 4 |
| | | | | | | | | | 182 A | Troy | 3 19 |
| | | | | | | | | | 200 N | Western Ill. | 6 5 |
| | | | LAST 15 GAMES | | | | | | | | |
| | | | 173 H | Georgia St. | 11 1 | 137 A | South Ala. | 8 7 | | | |
| | | | 173 H | Georgia St. | 10 6 | 137 A | South Ala. | 5 6 | | | |
| | | | 173 H | Georgia St. | 5 6 | 137 A | South Ala. | 4 7 | | | |
| | | | 299 H | Grambling | 6 5 | | | | | | |
| | | | 92 H | Western Ky. | 5 4 | | | | | | |

Non-Div. I Games:

La.-Monroe

| | | | | |
|----|---|-------------|---|----|
| 92 | H | Western Ky. | 2 | 11 |
| 92 | H | Western Ky. | 3 | 4 |

| RPI | S | Opponent | Score | |
|-----|---|--------------|-------|---|
| 200 | N | Western Ill. | 6 | 2 |
| 288 | A | Jackson St. | 2 | 5 |
| 288 | H | Jackson St. | 6 | 9 |
| 299 | H | Grambling | 3 | 2 |
| 299 | H | Grambling | 6 | 5 |

| Average RPI Win: 147 | | WON-LOST | WINNING | LAST 15 | STRENGTH OF | | OPP. STRENGTH | TEAM | ADJ | CONF. | ADJ CONF. |
|-----------------------|------------|-------------|---------------|-----------|----------------|-------|---------------|-------------|-------------|-----------------|-------------|
| Average RPI Loss: 117 | | RECORD | PCT. RANK | GAMES | SCHEDULE | | OF SCHEDULE | RPI | RPI | RPI | RPI |
| DIV. I ONLY | | 22-27-0 | .44898 | 186 | 8-7-0 | | 135 | 92 | 168 | .49101 | 168 |
| DIV. I NON-CONF. | | 16-12-0 | .57143 | 102 | 5-1-0 | | 151 | 161 | 96 | .52027 | 96 |
| TOTALS | | RPI 1-25 | RPI 26-50 | | W-L RECORDS | | RPI 51-100 | | RPI 101-150 | | RPI 150+ |
| 22-27-0 | | 1-4-0 | 0-3-0 | | OVERALL | | 3-4-0 | | 11-10-0 | | 7-6-0 |
| 13-9-0 | | 1-2-0 | 0-0-0 | | HOME | | 1-0-0 | | 6-5-0 | | 5-2-0 |
| 7-13-0 | | 0-2-0 | 0-3-0 | | AWAY | | 2-3-0 | | 3-3-0 | | 2-2-0 |
| 2-5-0 | | 0-0-0 | 0-0-0 | | NEUTRAL | | 0-1-0 | | 2-2-0 | | 0-2-0 |
| 16-12-0 | | 0-2-0 | 0-0-0 | | NON-CONFERENCE | | 3-1-0 | | 7-5-0 | | 6-4-0 |
| 8-2-0 | | 0-0-0 | 0-0-0 | | HOME | | 1-0-0 | | 2-0-0 | | 5-2-0 |
| 6-5-0 | | 0-2-0 | 0-0-0 | | AWAY | | 2-0-0 | | 3-3-0 | | 1-0-0 |
| 2-5-0 | | 0-0-0 | 0-0-0 | | NEUTRAL | | 0-1-0 | | 2-2-0 | | 0-2-0 |
| 6-15-0 | | 1-2-0 | 0-3-0 | | CONFERENCE | | 0-3-0 | | 4-5-0 | | 1-2-0 |
| 5-7-0 | | 1-2-0 | 0-0-0 | | HOME | | 0-0-0 | | 4-5-0 | | 0-0-0 |
| 1-8-0 | | 0-0-0 | 0-3-0 | | AWAY | | 0-3-0 | | 0-0-0 | | 1-2-0 |
| 0-0-0 | | 0-0-0 | 0-0-0 | | NEUTRAL | | 0-0-0 | | 0-0-0 | | 0-0-0 |
| RPI S | Opponent | Score | RPI S | Opponent | Score | RPI S | Opponent | Score | RPI S | Opponent | Score |
| 8 | H Houston | 4 11 | 48 | A UCF | 1 7 | 79 | A Rutgers | 1 3 | 105 | A Xavier | 3 6 |
| 8 | H Houston | 3 0 | 48 | A UCF | 1 5 | 79 | A Rutgers | 1 4 | 105 | H Xavier | 2 0 |
| 8 | H Houston | 1 15 | 48 | A UCF | 4 7 | 79 | A Rutgers | 4 5 | 110 | H Memphis | 5 1 |
| 19 | A Kentucky | 0 7 | | | | 91 | N Radford | 5 6 | 110 | H Memphis | 8 5 |
| 19 | A Kentucky | 4 11 | | | | 94 | A Wake Forest | 5 0 | 110 | H Memphis | 2 11 |
| | | | | | | 96 | A Miami (OH) | 7 4 | 112 | H Wright St. | 12 3 |
| | | | | | | 96 | H Miami (OH) | 8 7 | 112 | N Wright St. | 8 7 |
| | | | | | | | | | 117 | H UConn | 3 14 |
| | | | | | | | | | 117 | H UConn | 2 7 |
| | | | | | | | | | 117 | H UConn | 3 1 |
| | | | | | | | | | 119 | N Missouri | 11 5 |
| | | | | | | | | | 127 | A Virginia Tech | 1 4 |
| | | | | | | | | | 127 | A Virginia Tech | 6 9 |
| | | | | | | | | | 143 | H South Fla. | 6 7 |
| | | | | | | | | | 143 | H South Fla. | 3 2 |
| | | | | | | | | | 143 | H South Fla. | 1 2 |
| | | | | | | | | | 145 | N Elon | 5 6 |
| | | | | | | | | | 145 | N Elon | 1 3 |
| | | | | | | | | | 147 | A Army | 4 3 |
| | | | | | | | | | 147 | A Army | 15 3 |
| | | | | | | | | | 147 | A Army | 3 2 |
| | | | | | | | | | 185 | H Toledo | 12 7 |
| | | | | | | | | | 187 | H Akron | 8 5 |
| | | | | | | | | | 187 | H Akron | 4 2 |
| | | | | | | | | | 187 | H Akron | 0 8 |
| | | | | | | | | | 216 | A Dayton | 18 5 |
| | | | | | | | | | 219 | N UMass Lowell | 2 6 |
| | | | LAST 15 GAMES | | | | | | | | |
| | | | 110 | H Memphis | 8 5 | 105 | A Xavier | 3 6 | | | |
| | | | 110 | H Memphis | 2 11 | 8 | H Houston | 1 15 | | | |
| | | | 110 | H Memphis | 5 1 | 8 | H Houston | 3 0 | | | |
| | | | 185 | H Toledo | 12 7 | | | | | | |
| | | | 147 | A Army | 15 3 | | | | | | |

Non-Div. I Games:

Cincinnati

| | | | | |
|-----|---|------|---|---|
| 147 | A | Army | 3 | 2 |
| 147 | A | Army | 4 | 3 |

| RPI | S | Opponent | Score | |
|-----|---|----------------|-------|---|
| 219 | N | UMass Lowell | 0 | 1 |
| 231 | A | Temple | 2 | 7 |
| 231 | A | Temple | 5 | 7 |
| 231 | A | Temple | 11 | 5 |
| 273 | H | Eastern Mich. | 4 | 5 |
| 280 | H | Youngstown St. | 12 | 9 |
| 280 | H | Youngstown St. | 1 | 0 |

| Average RPI Win: 252 | | WON-LOST RECORD | | WINNING PCT. RANK | | LAST 15 GAMES | | STRENGTH OF SCHEDULE | | OPP. STRENGTH OF SCHEDULE | | TEAM RPI | | ADJ RPI | | CONF. RPI | | ADJ CONF. RPI | |
|-----------------------|------------|-----------------|----|-------------------|-------------|----------------|----|----------------------|-------------|---------------------------|----|----------|------------------|------------|----|-----------|--|---------------|--|
| Average RPI Loss: 140 | | | | | | | | | | | | | | | | | | | |
| DIV. I ONLY | | 34-19-0 | | .64151 53 | | 8-7-0 | | 284 | | 265 | | 169 | | .49075 169 | | 31 | | 31 | |
| DIV. I NON-CONF. | | 13-16-0 | | .44828 189 | | 1-5-0 | | 133 | | 131 | | 170 | | .49368 170 | | 31 | | 31 | |
| TOTALS | | RPI 1-25 | | RPI 26-50 | | W-L RECORDS | | RPI 51-100 | | RPI 101-150 | | RPI 150+ | | | | | | | |
| 34-19-0 | | 1-2-0 | | 0-2-0 | | OVERALL | | 2-3-0 | | 3-4-0 | | 28-8-0 | | | | | | | |
| 19-8-0 | | 0-0-0 | | 0-1-0 | | HOME | | 0-2-0 | | 0-2-0 | | 19-3-0 | | | | | | | |
| 15-11-0 | | 1-2-0 | | 0-1-0 | | AWAY | | 2-1-0 | | 3-2-0 | | 9-5-0 | | | | | | | |
| 0-0-0 | | 0-0-0 | | 0-0-0 | | NEUTRAL | | 0-0-0 | | 0-0-0 | | 0-0-0 | | | | | | | |
| 13-16-0 | | 1-2-0 | | 0-2-0 | | NON-CONFERENCE | | 2-3-0 | | 3-4-0 | | 7-5-0 | | | | | | | |
| 7-7-0 | | 0-0-0 | | 0-1-0 | | HOME | | 0-2-0 | | 0-2-0 | | 7-2-0 | | | | | | | |
| 6-9-0 | | 1-2-0 | | 0-0- | | AWAY | | 2-1-0 | | 3-2-0 | | 0-3-0 | | | | | | | |
| 0-0-0 | | 0-0-0 | | 0-0-0 | | NEUTRAL | | 0-0-0 | | 0-0-0 | | 0-0-0 | | | | | | | |
| 21-3-0 | | 0-0-0 | | 0-0-0 | | CONFERENCE | | 0-0-0 | | 0-0-0 | | 21-3-0 | | | | | | | |
| 12-1-0 | | 0-0-0 | | 0-0-0 | | HOME | | 0-0-0 | | 0-0-0 | | 12-1-0 | | | | | | | |
| 9-2-0 | | 0-0-0 | | 0-0-0 | | AWAY | | 0-0-0 | | 0-0-0 | | 9-2-0 | | | | | | | |
| 0-0-0 | | 0-0-0 | | 0-0-0 | | NEUTRAL | | 0-0-0 | | 0-0-0 | | 0-0-0 | | | | | | | |
| RPI S | Opponent | Score | | RPI S | Opponent | Score | | RPI S | Opponent | Score | | RPI S | Opponent | Score | | | | | |
| 10 A | Miami (FL) | 1 | 11 | 27 A | Mercer | 8 | 13 | 62 H | UAB | 1 | 13 | 101 H | Jacksonville St. | 5 | 11 | | | | |
| 10 A | Miami (FL) | 3 | 6 | 27 H | Mercer | 4 | 12 | 68 A | Auburn | 9 | 3 | 137 A | South Ala. | 5 | 0 | | | | |
| 10 A | Miami (FL) | 6 | 5 | | | | | 68 A | Auburn | 5 | 6 | 137 H | South Ala. | 11 | 12 | | | | |
| | | | | | | | | 82 A | Samford | 23 | 7 | 139 A | Pacific | 2 | 8 | | | | |
| | | | | | | | | 82 H | Samford | 6 | 8 | 139 A | Pacific | 5 | 2 | | | | |
| | | | | | | | | | | | | 139 A | Pacific | 3 | 0 | | | | |
| | | | | | | | | | | | | 139 A | Pacific | 3 | 5 | | | | |
| | | | | | | | | | | | | 182 A | Troy | 5 | 8 | | | | |
| | | | | | | | | | | | | 182 H | Troy | 5 | 8 | | | | |
| | | | | | | | | | | | | 196 H | Eastern Ky. | 11 | 3 | | | | |
| | | | | | | | | | | | | 196 H | Eastern Ky. | 2 | 8 | | | | |
| | | | | | | | | | | | | 196 H | Eastern Ky. | 8 | 2 | | | | |
| | | | | | | | | | | | | 215 A | Florida A&M | 3 | 4 | | | | |
| | | | | | | | | | | | | 215 A | Florida A&M | 1 | 2 | | | | |
| | | | | | | | | | | | | 280 H | Youngstown St. | 8 | 3 | | | | |
| | | | | | | | | | | | | 280 H | Youngstown St. | 11 | 2 | | | | |
| | | | | | | | | | | | | 288 A | Jackson St. | 9 | 7 | | | | |
| | | | | | | | | | | | | 288 A | Jackson St. | 8 | 6 | | | | |
| | | | | | | | | | | | | 288 A | Jackson St. | 6 | 1 | | | | |
| | | | | | | | | | | | | 288 H | Jackson St. | 11 | 2 | | | | |
| | | | | | | | | | | | | 288 H | Jackson St. | 4 | 5 | | | | |
| | | | | | | | | | | | | 288 H | Jackson St. | 11 | 6 | | | | |
| | | | | | | | | | | | | 289 A | Alabama A&M | 11 | 1 | | | | |
| | | | | | | | | | | | | 289 A | Alabama A&M | 4 | 5 | | | | |
| | | | | | | | | | | | | 289 A | Alabama A&M | 15 | 5 | | | | |
| | | | | | | | | | | | | 289 H | Alabama A&M | 6 | 2 | | | | |
| | | | | | | | | | | | | 289 H | Alabama A&M | 11 | 1 | | | | |
| LAST 15 GAMES | | | | 10 A | Miami (FL) | 3 | 6 | 289 H | Alabama A&M | 6 | 2 | | | | | | | | |
| | | | | 10 A | Miami (FL) | 6 | 5 | | | 11 | 1 | | | | | | | | |
| | | | | 10 A | Miami (FL) | 1 | 11 | | | 6 | 2 | | | | | | | | |
| | | | | 137 H | South Ala. | 11 | 12 | | | | | | | | | | | | |
| | | | | 288 H | Jackson St. | 11 | 6 | | | | | | | | | | | | |

Non-Div. I Games:

Alabama St.

Alabama St.

| | | |
|-------------------|----|---|
| 288 H Jackson St. | 4 | 5 |
| 288 H Jackson St. | 11 | 2 |

Through Games Of May 11, 2014

| RPI | S | Opponent | Score | |
|-----|---|------------------|-------|---|
| 289 | H | Alabama A&M | 6 | 2 |
| 290 | H | N.C. Central | 3 | 2 |
| 290 | H | N.C. Central | 14 | 1 |
| 290 | H | N.C. Central | 9 | 8 |
| 295 | A | Alcorn | 12 | 1 |
| 295 | A | Alcorn | 3 | 6 |
| 295 | A | Alcorn | 11 | 3 |
| 295 | H | Alcorn | 7 | 4 |
| 295 | H | Alcorn | 12 | 2 |
| 295 | H | Alcorn | 7 | 5 |
| 300 | A | Mississippi Val. | 6 | 1 |
| 300 | A | Mississippi Val. | 7 | 2 |
| 300 | H | Mississippi Val. | 9 | 7 |
| 300 | H | Mississippi Val. | 4 | 0 |
| 300 | H | Mississippi Val. | 6 | 3 |
| 300 | H | Mississippi Val. | 6 | 0 |

Alabama St.

A
l
a
b
a
m
a
S
t
.

A
l
a
b
a
m
a
S
t
.

Buffalo

Buffalo

| | | | | |
|-----|---|---------|----|----|
| 274 | A | Niagara | 10 | 9 |
| 292 | A | Ohio | 8 | 14 |

| RPI | S | Opponent | Score | |
|-----|---|----------|-------|----|
| 292 | A | Ohio | 8 | 14 |
| 292 | A | Ohio | 10 | 7 |
| 292 | A | Ohio | 3 | 4 |
| 294 | N | UMES | 5 | 3 |
| 294 | N | UMES | 11 | 1 |

| Average RPI Win: 189 | | WON-LOST | WINNING | LAST 15 | STRENGTH OF | | OPP. STRENGTH | TEAM | ADJ | | CONF. | ADJ CONF. |
|-----------------------|----------|----------|---------------------|----------------|------------------------|-------|---------------------|-------|-------------|----------|----------|-----------|
| Average RPI Loss: 125 | | RECORD | PCT. RANK | GAMES | SCHEDULE | | OF SCHEDULE | RPI | RPI | | RPI | RPI |
| DIV. I ONLY | | 20-23-0 | .46512 | 172 | 4-10-0 | | 184 | 187 | 171 | | 6 | 6 |
| DIV. I NON-CONF. | | 16-9-0 | .64 | 57 | 3-4-0 | | 251 | 268 | 127 | | 6 | 7 |
| TOTALS | | RPI 1-25 | RPI 26-50 | | W-L RECORDS | | RPI 51-100 | | RPI 101-150 | | RPI 150+ | |
| 20-23-0 | 0-0-0 | 0-3-0 | | OVERALL | | 1-5-0 | | 4-7-0 | | 15-8-0 | | |
| 4-10-0 | 0-0-0 | 0-3-0 | | HOME | | 0-0-0 | | 1-3-0 | | 3-4-0 | | |
| 10-11-0 | 0-0-0 | 0-0-0 | | AWAY | | 0-3-0 | | 2-4-0 | | 8-4-0 | | |
| 6-2-0 | 0-0-0 | 0-0-0 | | NEUTRAL | | 1-2-0 | | 1-0-0 | | 4-0-0 | | |
| 16-9-0 | 0-0-0 | 0-0-0 | | NON-CONFERENCE | | 0-0-0 | | 3-2-0 | | 13-7-0 | | |
| 3-5-0 | 0-0-0 | 0-0-0 | | HOME | | 0-0-0 | | 0-1-0 | | 3-4-0 | | |
| 8-4-0 | 0-0-0 | 0-0- | | AWAY | | 0-0-0 | | 2-1-0 | | 6-3-0 | | |
| 5-0-0 | 0-0-0 | 0-0-0 | | NEUTRAL | | 0-0-0 | | 1-0-0 | | 4-0-0 | | |
| 4-14-0 | 0-0-0 | 0-3-0 | | CONFERENCE | | 1-5-0 | | 1-5-0 | | 2-1-0 | | |
| 1-5-0 | 0-0-0 | 0-3-0 | | HOME | | 0-0-0 | | 1-2-0 | | 0-0-0 | | |
| 2-7-0 | 0-0-0 | 0-0-0 | | AWAY | | 0-3-0 | | 0-3-0 | | 2-1-0 | | |
| 1-2-0 | 0-0-0 | 0-0-0 | | NEUTRAL | | 1-2-0 | | 0-0-0 | | 0-0-0 | | |
| RPI S | Opponent | Score | RPI S | Opponent | Score | RPI S | Opponent | Score | RPI S | Opponent | Score | |
| | | | 37 H Dallas Baptist | 6 17 | 56 A Evansville | 4 5 | 104 A Iowa | 7 0 | | | | |
| | | | 37 H Dallas Baptist | 7 9 | 56 A Evansville | 2 5 | 104 H Iowa | 2 6 | | | | |
| | | | 37 H Dallas Baptist | 2 8 | 56 A Evansville | 2 12 | 105 N Xavier | 15 5 | | | | |
| | | | | | 58 N Illinois St. | 1 13 | 107 A Wichita St. | 0 7 | | | | |
| | | | | | 58 N Illinois St. | 6 7 | 107 A Wichita St. | 4 8 | | | | |
| | | | | | 58 N Illinois St. | 3 1 | 107 A Wichita St. | 3 4 | | | | |
| | | | | | | | 112 A Wright St. | 7 9 | | | | |
| | | | | | | | 112 A Wright St. | 5 1 | | | | |
| | | | | | | | 125 H Missouri St. | 6 5 | | | | |
| | | | | | | | 125 H Missouri St. | 2 7 | | | | |
| | | | | | | | 125 H Missouri St. | 5 6 | | | | |
| | | | | | | | 152 A Saint Louis | 9 1 | | | | |
| | | | | | | | 156 A UALR | 0 3 | | | | |
| | | | | | | | 156 A UALR | 8 5 | | | | |
| | | | | | | | 156 A UALR | 9 4 | | | | |
| | | | | | | | 193 A Southern Ill. | 7 2 | | | | |
| | | | | | | | 193 A Southern Ill. | 1 6 | | | | |
| | | | | | | | 193 A Southern Ill. | 7 4 | | | | |
| | | | | | | | 208 H Omaha | 6 11 | | | | |
| | | | | | | | 208 H Omaha | 0 7 | | | | |
| | | | | | | | 208 H Omaha | 2 4 | | | | |
| LAST 15 GAMES | | | | | | | 213 H Northern Ill. | 3 0 | | | | |
| | | | 107 A Wichita St. | 4 8 | 244 H SIU Edwardsville | 5 1 | 213 H Northern Ill. | 7 5 | | | | |
| | | | 107 A Wichita St. | 0 7 | 208 H Omaha | 6 11 | 213 N Northern Ill. | 5 1 | | | | |
| | | | 107 A Wichita St. | 3 4 | 208 H Omaha | 0 7 | 216 N Dayton | 5 0 | | | | |
| | | | 239 H Ill.-Chicago | 5 9 | | | 216 N Dayton | 8 5 | | | | |
| | | | 56 A Evansville | 2 12 | | | 216 N Dayton | 11 5 | | | | |

Non-Div. I Games: Robert Morris-S'fiel 11 0 Ill.-Springfield 5 3

Bradley

| | | | | |
|----|---|------------|---|---|
| 56 | A | Evansville | 4 | 5 |
| 56 | A | Evansville | 2 | 5 |

| RPI | S | Opponent | Score | |
|-----|---|------------------|-------|----|
| 238 | A | Austin Peay | 6 | 10 |
| 239 | H | Ill.-Chicago | 5 | 9 |
| 244 | A | SIU Edwardsville | 5 | 6 |
| 244 | H | SIU Edwardsville | 5 | 1 |
| 295 | A | Alcorn | 9 | 4 |
| 295 | A | Alcorn | 13 | 4 |
| 295 | A | Alcorn | 12 | 4 |

Bradley

B
r
a
d
l
e
y

B
r
a
d
l
e
y

| Average RPI Win: 178 | | WON-LOST RECORD | | WINNING PCT. RANK | | LAST 15 GAMES | | STRENGTH OF SCHEDULE | | OPP. STRENGTH OF SCHEDULE | | TEAM RPI | | ADJ RPI | | CONF. RPI | | ADJ CONF. RPI | | | | |
|----------------------|---|-----------------|--|-------------------|----|----------------|---|----------------------|--|---------------------------|---|----------|---|--------------|--|-----------|----|---------------|---|----------------|----|----|
| DIV. I ONLY | | 28-24-0 | | .53846 117 | | 4-11-0 | | 210 | | 146 | | 172 | | .4897 172 | | 16 | | 16 | | | | |
| DIV. I NON-CONF. | | 13-15-0 | | .46429 174 | | 1-5-0 | | 183 | | 178 | | 222 | | .46701 221 | | 14 | | 14 | | | | |
| TOTALS | | RPI 1-25 | | RPI 26-50 | | W-L RECORDS | | RPI 51-100 | | RPI 101-150 | | RPI 150+ | | | | | | | | | | |
| 28-24-0 | | 0-2-0 | | 2-1-0 | | OVERALL | | 5-6-0 | | 3-4-0 | | 18-11-0 | | | | | | | | | | |
| 20-12-0 | | 0-1-0 | | 2-1-0 | | HOME | | 2-4-0 | | 3-2-0 | | 13-4-0 | | | | | | | | | | |
| 8-12-0 | | 0-1-0 | | 0-0-0 | | AWAY | | 3-2-0 | | 0-2-0 | | 5-7-0 | | | | | | | | | | |
| 0-0-0 | | 0-0-0 | | 0-0-0 | | NEUTRAL | | 0-0-0 | | 0-0-0 | | 0-0-0 | | | | | | | | | | |
| 13-15-0 | | 0-2-0 | | 0-0-0 | | NON-CONFERENCE | | 2-6-0 | | 3-4-0 | | 8-3-0 | | | | | | | | | | |
| 11-9-0 | | 0-1-0 | | 0-0-0 | | HOME | | 2-4-0 | | 3-2-0 | | 6-2-0 | | | | | | | | | | |
| 2-6-0 | | 0-1-0 | | 0-0- | | AWAY | | 0-2-0 | | 0-2-0 | | 2-1-0 | | | | | | | | | | |
| 0-0-0 | | 0-0-0 | | 0-0-0 | | NEUTRAL | | 0-0-0 | | 0-0-0 | | 0-0-0 | | | | | | | | | | |
| 15-9-0 | | 0-0-0 | | 2-1-0 | | CONFERENCE | | 3-0-0 | | 0-0-0 | | 10-8-0 | | | | | | | | | | |
| 9-3-0 | | 0-0-0 | | 2-1-0 | | HOME | | 0-0-0 | | 0-0-0 | | 7-2-0 | | | | | | | | | | |
| 6-6-0 | | 0-0-0 | | 0-0-0 | | AWAY | | 3-0-0 | | 0-0-0 | | 3-6-0 | | | | | | | | | | |
| 0-0-0 | | 0-0-0 | | 0-0-0 | | NEUTRAL | | 0-0-0 | | 0-0-0 | | 0-0-0 | | | | | | | | | | |
| RPI | S | Opponent | | Score | | RPI | S | Opponent | | Score | | RPI | S | Opponent | | Score | | | | | | |
| 7 | A | Vanderbilt | | 1 | 5 | 27 | H | Mercer | | 4 | 2 | 56 | H | Evansville | | 2 | 8 | 117 | H | UConn | 4 | 3 |
| 17 | H | Indiana St. | | 6 | 10 | 27 | H | Mercer | | 0 | 2 | 56 | H | Evansville | | 7 | 10 | 117 | H | UConn | 14 | 1 |
| | | | | | | 27 | H | Mercer | | 2 | 1 | 56 | H | Evansville | | 2 | 3 | 117 | H | UConn | 4 | 6 |
| | | | | | | | | | | | | 72 | A | Kennesaw St. | | 2 | 1 | 123 | A | Tennessee Tech | 9 | 10 |
| | | | | | | | | | | | | 72 | A | Kennesaw St. | | 7 | 5 | 123 | A | Tennessee Tech | 2 | 15 |
| | | | | | | | | | | | | 72 | A | Kennesaw St. | | 7 | 6 | 123 | H | Tennessee Tech | 1 | 4 |
| | | | | | | | | | | | | 88 | A | Middle Tenn. | | 5 | 7 | 123 | H | Tennessee Tech | 8 | 4 |
| | | | | | | | | | | | | 88 | H | Middle Tenn. | | 9 | 3 | 161 | H | Jacksonville | 6 | 7 |
| | | | | | | | | | | | | 92 | A | Western Ky. | | 2 | 3 | 161 | H | Jacksonville | 7 | 2 |
| | | | | | | | | | | | | 92 | H | Western Ky. | | 10 | 2 | 161 | H | Jacksonville | 17 | 6 |
| | | | | | | | | | | | | 96 | H | Miami (OH) | | 3 | 9 | 164 | A | North Florida | 2 | 7 |
| | | | | | | | | | | | | | | | | | | 164 | A | North Florida | 5 | 2 |
| | | | | | | | | | | | | | | | | | | 164 | A | North Florida | 0 | 15 |
| | | | | | | | | | | | | | | | | | | 179 | A | Stetson | 3 | 10 |
| | | | | | | | | | | | | | | | | | | 179 | A | Stetson | 2 | 8 |
| | | | | | | | | | | | | | | | | | | 179 | A | Stetson | 2 | 3 |
| | | | | | | | | | | | | | | | | | | 195 | H | East Tenn. St. | 6 | 3 |
| | | | | | | | | | | | | | | | | | | 195 | H | East Tenn. St. | 5 | 0 |
| | | | | | | | | | | | | | | | | | | 195 | H | East Tenn. St. | 9 | 7 |
| | | | | | | | | | | | | | | | | | | 201 | A | Belmont | 3 | 13 |
| | | | | | | | | | | | | | | | | | | 201 | H | Belmont | 1 | 2 |
| | | | | | | | | | | | | | | | | | | 216 | H | Dayton | 12 | 3 |
| | | | | | | | | | | | | | | | | | | 238 | A | Austin Peay | 14 | 6 |
| | | | | | | | | | | | | | | | | | | 252 | H | Northern Ky. | 0 | 2 |
| | | | | | | | | | | | | | | | | | | 252 | H | Northern Ky. | 4 | 2 |
| | | | | | | | | | | | | | | | | | | 252 | H | Northern Ky. | 5 | 3 |
| | | | | | | | | | | | | | | | | | | 252 | H | Northern Ky. | 4 | 2 |
| | | | | | | | | | | | | | | | | | | 261 | A | USC Upstate | 11 | 1 |
| | | | | | | | | | | | | | | | | | | | | | | |
| | | | | | | | | | | | | | | | | | | | | | | |
| | | | | | | | | | | | | | | | | | | | | | | |
| | | | | | | | | | | | | | | | | | | | | | | |
| | | | | | | | | | | | | | | | | | | | | | | |
| | | | | | | | | | | | | | | | | | | | | | | |
| | | | | | | | | | | | | | | | | | | | | | | |
| | | | | | | | | | | | | | | | | | | | | | | |
| | | | | | | | | | | | | | | | | | | | | | | |
| | | | | | | | | | | | | | | | | | | | | | | |
| | | | | | | | | | | | | | | | | | | | | | | |
| | | | | | | | | | | | | | | | | | | | | | | |
| | | | | | | | | | | | | | | | | | | | | | | |
| | | | | | | | | | | | | | | | | | | | | | | |
| | | | | | | | | | | | | | | | | | | | | | | |
| | | | | | | | | | | | | | | | | | | | | | | |
| | | | | | | | | | | | | | | | | | | | | | | |
| | | | | | | | | | | | | | | | | | | | | | | |
| | | | | | | | | | | | | | | | | | | | | | | |
| | | | | | | | | | | | | | | | | | | | | | | |
| | | | | | | | | | | | | | | | | | | | | | | |
| | | | | | | | | | | | | | | | | | | | | | | |
| | | | | | | | | | | | | | | | | | | | | | | |
| | | | | | | | | | | | | | | | | | | | | | | |
| | | | | | | | | | | | | | | | | | | | | | | |
| | | | | | | | | | | | | | | | | | | | | | | |
| | | | | | | | | | | | | | | | | | | | | | | |
| | | | | | | | | | | | | | | | | | | | | | | |
| | | | | | | | | | | | | | | | | | | | | | | |
| | | | | | | | | | | | | | | | | | | | | | | |
| | | | | | | | | | | | | | | | | | | | | | | |
| | | | | | | | | | | | | | | | | | | | | | | |
| | | | | | | | | | | | | | | | | | | | | | | |
| | | | | | | | | | | | | | | | | | | | | | | |
| | | | | | | | | | | | | | | | | | | | | | | |
| | | | | | | | | | | | | | | | | | | | | | | |
| | | | | | | | | | | | | | | | | | | | | | | |
| | | | | | | | | | | | | | | | | | | | | | | |
| | | | | | | | | | | | | | | | | | | | | | | |
| | | | | | | | | | | | | | | | | | | | | | | |
| | | | | | | | | | | | | | | | | | | | | | | |
| | | | | | | | | | | | | | | | | | | | | | | |
| | | | | | | | | | | | | | | | | | | | | | | |
| | | | | | | | | | | | | | | | | | | | | | | |
| | | | | | | | | | | | | | | | | | | | | | | |
| | | | | | | | | | | | | | | | | | | | | | | |
| | | | | | | | | | | | | | | | | | | | | | | |
| | | | | | | | | | | | | | | | | | | | | | | |
| | | | | | | | | | | | | | | | | | | | | | | |
| | | | | | | | | | | | | | | | | | | | | | | |
| | | | | | | | | | | | | | | | | | | | | | | |
| | | | | | | | | | | | | | | | | | | | | | | |
| | | | | | | | | | | | | | | | | | | | | | | |
| | | | | | | | | | | | | | | | | | | | | | | |
| | | | | | | | | | | | | | | | | | | | | | | |
| | | | | | | | | | | | | | | | | | | | | | | |
| | | | | | | | | | | | | | | | | | | | | | | |
| | | | | | | | | | | | | | | | | | | | | | | |
| | | | | | | | | | | | | | | | | | | | | | | |
| | | | | | | | | | | | | | | | | | | | | | | |
| | | | | | | | | | | | | | | | | | | | | | | |
| | | | | | | | | | | | | | | | | | | | | | | |
| | | | | | | | | | | | | | | | | | | | | | | |
| | | | | | | | | | | | | | | | | | | | | | | |
| | | | | | | | | | | | | | | | | | | | | | | |
| | | | | | | | | | | | | | | | | | | | | | | |
| | | | | | | | | | | | | | | | | | | | | | | |
| | | | | | | | | | | | | | | | | | | | | | | |
| | | | | | | | | | | | | | | | | | | | | | | |
| | | | | | | | | | | | | | | | | | | | | | | |
| | | | | | | | | | | | | | | | | | | | | | | |
| | | | | | | | | | | | | | | | | | | | | | | |
| | | | | | | | | | | | | | | | | | | | | | | |
| | | | | | | | | | | | | | | | | | | | | | | |
| | | | | | | | | | | | | | | | | | | | | | | |
| | | | | | | | | | | | | | | | | | | | | | | |
| | | | | | | | | | | | | | | | | | | | | | | |
| | | | | | | | | | | | | | | | | | | | | | | |
| | | | | | | | | | | | | | | | | | | | | | | |
| | | | | | | | | | | | | | | | | | | | | | | |
| | | | | | | | | | | | | | | | | | | | | | | |
| | | | | | | | | | | | | | | | | | | | | | | |
| | | | | | | | | | | | | | | | | | | | | | | |
| | | | | | | | | | | | | | | | | | | | | | | |
| | | | | | | | | | | | | | | | | | | | | | | |
| | | | | | | | | | | | | | | | | | | | | | | |
| | | | | | | | | | | | | | | | | | | | | | | |
| | | | | | | | | | | | | | | | | | | | | | | |
| | | | | | | | | | | | | | | | | | | | | | | |
| | | | | | | | | | | | | | | | | | | | | | | |
| | | | | | | | | | | | | | | | | | | | | | | |
| | | | | | | | | | | | | | | | | | | | | | | |
| | | | | | | | | | | | | | | | | | | | | | | |
| | | | | | | | | | | | | | | | | | | | | | | |
| | | | | | | | | | | | | | | | | | | | | | | |
| | | | | | | | | | | | | | | | | | | | | | | |
| | | | | | | | | | | | | | | | | | | | | | | |
| | | | | | | | | | | | | | | | | | | | | | | |
| | | | | | | | | | | | | | | | | | | | | | | |
| | | | | | | | | | | | | | | | | | | | | | | |
| | | | | | | | | | | | | | | | | | | | | | | |
| | | | | | | | | | | | | | | | | | | | | | | |
| | | | | | | | | | | | | | | | | | | | | | | |
| | | | | | | | | | | | | | | | | | | | | | | |
| | | | | | | | | | | | | | | | | | | | | | | |
| | | | | | | | | | | | | | | | | | | | | | | |
| | | | | | | | | | | | | | | | | | | | | | | |
| | | | | | | | | | | | | | | | | | | | | | | |
| | | | | | | | | | | | | | | | | | | | | | | |
| | | | | | | | | | | | | | | | | | | | | | | |
| | | | | | | | | | | | | | | | | | | | | | | |
| | | | | | | | | | | | | | | | | | | | | | | |
| | | | | | | | | | | | | | | | | | | | | | | |
| | | | | | | | | | | | | | | | | | | | | | | |
| | | | | | | | | | | | | | | | | | | | | | | |
| | | | | | | | | | | | | | | | | | | | | | | |
| | | | | | | | | | | | | | | | | | | | | | | |
| | | | | | | | | | | | | | | | | | | | | | | |
| | | | | | | | | | | | | | | | | | | | | | | |
| | | | | | | | | | | | | | | | | | | | | | | |
| | | | | | | | | | | | | | | | | | | | | | | |
| | | | | | | | | | | | | | | | | | | | | | | |
| | | | | | | | | | | | | | | | | | | | | | | |
| | | | | | | | | | | | | | | | | | | | | | | |
| | | | | | | | | | | | | | | | | | | | | | | |
| | | | | | | | | | | | | | | | | | | | | | | |
| | | | | | | | | | | | | | | | | | | | | | | |
| | | | | | | | | | | | | | | | | | | | | | | |
| | | | | | | | | | | | | | | | | | | | | | | |
| | | | | | | | | | | | | | | | | | | | | | | |
| | | | | | | | | | | | | | | | | | | | | | | |
| | | | | | | | | | | | | | | | | | | | | | | |
| | | | | | | | | | | | | | | | | | | | | | | |
| | | | | | | | | | | | | | | | | | | | | | | |
| | | | | | | | | | | | | | | | | | | | | | | |
| | | | | | | | | | | | | | | | | | | | | | | |
| | | | | | | | | | | | | | | | | | | | | | | |
| | | | | | | | | | | | | | | | | | | | | | | |
| | | | | | | | | | | | | | | | | | | | | | | |
| | | | | | | | | | | | | | | | | | | | | | | |
| | | | | | | | | | | | | | | | | | | | | | | |
| | | | | | | | | | | | | | | | | | | | | | | |
| | | | | | | | | | | | | | | | | | | | | | | |
| | | | | | | | | | | | | | | | | | | | | | | |
| | | | | | | | | | | | | | | | | | | | | | | |
| | | | | | | | | | | | | | | | | | | | | | | |
| | | | | | | | | | | | | | | | | | | | | | | |
| | | | | | | | | | | | | | | | | | | | | | | |
| | | | | | | | | | | | | | | | | | | | | | | |
| | | | | | | | | | | | | | | | | | | | | | | |
| | | | | | | | | | | | | | | | | | | | | | | |
| | | | | | | | | | | | | | | | | | | | | | | |
| | | | | | | | | | | | | | | | | | | | | | | |
| | | | | | | | | | | | | | | | | | | | | | | |
| | | | | | | | | | | | | | | | | | | | | | | |
| | | | | | | | | | | | | | | | | | | | | | | |
| | | | | | | | | | | | | | | | | | | | | | | |
| | | | | | | | | | | | | | | | | | | | | | | |
| | | | | | | | | | | | | | | | | | | | | | | |
| | | | | | | | | | | | | | | | | | | | | | | |
| | | | | | | | | | | | | | | | | | | | | | | |
| | | | | | | | | | | | | | | | | | | | | | | |
| | | | | | | | | | | | | | | | | | | | | | | |
| | | | | | | | | | | | | | | | | | | | | | | |
| | | | | | | | | | | | | | | | | | | | | | | |
| | | | | | | | | | | | | | | | | | | | | | | |
| | | | | | | | | | | | | | | | | | | | | | | |
| | | | | | | | | | | | | | | | | | | | | | | |
| | | | | | | | | | | | | | | | | | | | | | | |
| | | | | | | | | | | | | | | | | | | | | | | |
| | | | | | | | | | | | | | | | | | | | | | | |
| | | | | | | | | | | | | | | | | | | | | | | |
| | | | | | | | | | | | | | | | | | | | | | | |
| | | | | | | | | | | | | | | | | | | | | | | |
| | | | | | | | | | | | | | | | | | | | | | | |
| | | | | | | | | | | | | | | | | | | | | | | |
| | | | | | | | | | | | | | | | | | | | | | | |
| | | | | | | | | | | | | | | | | | | | | | | |
| | | | | | | | | | | | | | | | | | | | | | | |
| | | | | | | | | | | | | | | | | | | | | | | |
| | | | | | | | | | | | | | | | | | | | | | | |
| | | | | | | | | | | | | | | | | | | | | | | |
| | | | | | | | | | | | | | | | | | | | | | | |
| | | | | | | | | | | | | | | | | | | | | | | |

| | | | | |
|-----|---|----------------|---|---|
| 123 | H | Tennessee Tech | 8 | 4 |
| 123 | H | Tennessee Tech | 1 | 4 |

| RPI | S | Opponent | Score | |
|-----|---|-------------|-------|---|
| 261 | A | USC Upstate | 3 | 6 |
| 261 | A | USC Upstate | 11 | 0 |
| 264 | H | Oakland | 13 | 6 |
| 264 | H | Oakland | 7 | 2 |
| 264 | H | Oakland | 8 | 7 |
| 264 | H | Oakland | 7 | 2 |
| 284 | A | UT Martin | 12 | 2 |
| 284 | H | UT Martin | 0 | 4 |
| 289 | H | Alabama A&M | 18 | 5 |

| Average RPI Win: 148 | | WON-LOST | WINNING | LAST 15 | STRENGTH OF | | OPP. STRENGTH | TEAM | ADJ | CONF. | ADJ CONF. |
|----------------------|---------------|----------|-----------|--------------|----------------|-------|---------------|-------|-------------|-----------------|-----------|
| Average RPI Loss: 97 | | RECORD | PCT. RANK | GAMES | SCHEDULE | | OF SCHEDULE | RPI | RPI | RPI | RPI |
| DIV. I ONLY | | 23-28-0 | .45098 | 182 | 6-8-0 | | 107 | 76 | 173 | .48953 | 173 |
| DIV. I NON-CONF. | | 13-11-0 | .54167 | 120 | 1-1-0 | | 115 | 124 | 145 | .50369 | 144 |
| TOTALS | | RPI 1-25 | RPI 26-50 | | W-L RECORDS | | RPI 51-100 | | RPI 101-150 | | RPI 150+ |
| 23-28-0 | | 1-5-0 | 2-2-0 | | OVERALL | | 5-9-0 | | 4-5-0 | | 11-7-0 |
| 18-14-0 | | 0-0-0 | 1-1-0 | | HOME | | 5-5-0 | | 4-5-0 | | 8-3-0 |
| 5-14-0 | | 1-5-0 | 1-1-0 | | AWAY | | 0-4-0 | | 0-0-0 | | 3-4-0 |
| 0-0-0 | | 0-0-0 | 0-0-0 | | NEUTRAL | | 0-0-0 | | 0-0-0 | | 0-0-0 |
| 13-11-0 | | 1-2-0 | 2-2-0 | | NON-CONFERENCE | | 2-3-0 | | 1-2-0 | | 7-2-0 |
| 10-7-0 | | 0-0-0 | 1-1-0 | | HOME | | 2-2-0 | | 1-2-0 | | 6-2-0 |
| 3-4-0 | | 1-2-0 | 1-0- | | AWAY | | 0-1-0 | | 0-0-0 | | 1-0-0 |
| 0-0-0 | | 0-0-0 | 0-0-0 | | NEUTRAL | | 0-0-0 | | 0-0-0 | | 0-0-0 |
| 10-17-0 | | 0-3-0 | 0-0-0 | | CONFERENCE | | 3-6-0 | | 3-3-0 | | 4-5-0 |
| 8-7-0 | | 0-0-0 | 0-0-0 | | HOME | | 3-3-0 | | 3-3-0 | | 2-1-0 |
| 2-10-0 | | 0-3-0 | 0-0-0 | | AWAY | | 0-3-0 | | 0-0-0 | | 2-4-0 |
| 0-0-0 | | 0-0-0 | 0-0-0 | | NEUTRAL | | 0-0-0 | | 0-0-0 | | 0-0-0 |
| RPI S | Opponent | Score | RPI S | Opponent | Score | RPI S | Opponent | Score | RPI S | Opponent | Score |
| 9 A | La.-Lafayette | 6 14 | 27 H | Mercer | 8 7 | 54 H | Illinois | 13 19 | 105 H | Xavier | 1 16 |
| 9 A | La.-Lafayette | 3 8 | 34 A | Georgia Tech | 3 7 | 54 H | Illinois | 5 4 | 105 H | Xavier | 7 6 |
| 9 A | La.-Lafayette | 3 5 | 34 H | Georgia Tech | 4 9 | 54 H | Illinois | 10 6 | 105 H | Xavier | 10 11 |
| 15 A | Ole Miss | 1 9 | 45 A | Georgia | 3 2 | 60 H | Arkansas St. | 5 1 | 113 H | Texas-Arlington | 4 6 |
| 15 A | Ole Miss | 0 3 | | | | 60 H | Arkansas St. | 7 6 | 113 H | Texas-Arlington | 3 6 |
| 15 A | Ole Miss | 6 4 | | | | 60 H | Arkansas St. | 6 10 | 113 H | Texas-Arlington | 11 10 |
| | | | | | | 72 A | Kennesaw St. | 0 3 | 137 H | South Ala. | 7 4 |
| | | | | | | 72 H | Kennesaw St. | 6 11 | 137 H | South Ala. | 1 8 |
| | | | | | | 81 A | Texas St. | 1 4 | 137 H | South Ala. | 15 10 |
| | | | | | | 81 A | Texas St. | 1 8 | 156 A | UALR | 7 14 |
| | | | | | | 81 A | Texas St. | 2 4 | 156 A | UALR | 2 9 |
| | | | | | | 92 H | Western Ky. | 3 4 | 156 A | UALR | 3 2 |
| | | | | | | 92 H | Western Ky. | 6 5 | 167 A | La.-Monroe | 6 5 |
| | | | | | | 92 H | Western Ky. | 5 6 | 167 A | La.-Monroe | 1 11 |
| | | | | | | | | | 167 A | La.-Monroe | 6 10 |
| | | | | | | | | | 182 H | Troy | 6 3 |
| | | | | | | | | | 182 H | Troy | 8 6 |
| | | | | | | | | | 182 H | Troy | 9 13 |
| | | | | | | | | | 233 H | Siena | 15 9 |
| | | | | | | | | | 233 H | Siena | 19 5 |
| | | | | | | | | | 252 H | Northern Ky. | 13 2 |
| | | | | | | | | | 252 H | Northern Ky. | 5 6 |
| | | | | | | | | | 252 H | Northern Ky. | 3 4 |
| | | | | | | | | | 260 A | Savannah St. | 7 6 |
| | | | | | | | | | 260 H | Savannah St. | 12 6 |
| | | | | | | | | | 289 H | Alabama A&M | 19 6 |
| | | | | | | | | | 289 H | Alabama A&M | 19 3 |

Non-Div. I Games: Oglethorpe 18 2

Georgia St.

| | | |
|------------------|---|---|
| 137 H South Ala. | 7 | 4 |
| 137 H South Ala. | 1 | 8 |

G
e
o
r
g
i
a
S
t
.

G
e
o
r
g
i
a
S
t
.

Houston Baptist

Houston Baptist

| | | |
|-------------|---|---|
| 162 A Lamar | 7 | 3 |
| 162 A Lamar | 1 | 9 |

| RPI | S | Opponent | Score | |
|-----|---|-------------------|-------|---|
| 277 | H | Abilene Christian | 6 | 3 |
| 277 | H | Abilene Christian | 2 | 4 |
| 296 | A | Prairie View | 8 | 9 |
| 296 | H | Prairie View | 4 | 3 |
| 296 | H | Prairie View | 12 | 5 |
| 296 | H | Prairie View | 12 | 4 |
| 296 | H | Prairie View | 6 | 2 |

Houston Baptist

H
o
u
s
t
o
n
B
a
p
t
i
s
t

H
o
u
s
t
o
n
B
a
p
t
i
s
t

| Average RPI Win: | | 142 | WON-LOST RECORD | | WINNING PCT. RANK | | LAST 15 GAMES | | STRENGTH OF SCHEDULE | | OPP. STRENGTH OF SCHEDULE | | TEAM RPI | | ADJ RPI | | CONF. RPI | | ADJ CONF. RPI | | | | | |
|------------------|---|----------|-----------------|-----------|-------------------|---------------|----------------|------------------|----------------------|------------|---------------------------|-----|-------------|------------------|------------|----------|-----------|-----|---------------|------------------|--|-------|----|--|
| DIV. I ONLY | | | 18-32-0 | | .36 | 243 | 5-10-0 | | 49 | | 93 | | 175 | | .48841 175 | | 5 | | 5 | | | | | |
| DIV. I NON-CONF. | | | 12-20-0 | | .375 | 221 | 1-5-0 | | 35 | | 160 | | 168 | | .49598 168 | | 5 | | 5 | | | | | |
| TOTALS | | RPI 1-25 | | RPI 26-50 | | | W-L RECORDS | | | RPI 51-100 | | | RPI 101-150 | | | RPI 150+ | | | | | | | | |
| 18-32-0 | | 0-3-0 | | 2-11-0 | | | OVERALL | | | 3-7-0 | | | 4-3-0 | | | 9-8-0 | | | | | | | | |
| 12-13-0 | | 0-0-0 | | 1-4-0 | | | HOME | | | 1-2-0 | | | 4-1-0 | | | 6-6-0 | | | | | | | | |
| 6-19-0 | | 0-3-0 | | 1-7-0 | | | AWAY | | | 2-5-0 | | | 0-2-0 | | | 3-2-0 | | | | | | | | |
| 0-0-0 | | 0-0-0 | | 0-0-0 | | | NEUTRAL | | | 0-0-0 | | | 0-0-0 | | | 0-0-0 | | | | | | | | |
| 12-20-0 | | 0-3-0 | | 2-8-0 | | | NON-CONFERENCE | | | 0-1-0 | | | 4-3-0 | | | 6-5-0 | | | | | | | | |
| 8-8-0 | | 0-0-0 | | 1-4-0 | | | HOME | | | 0-0-0 | | | 4-1-0 | | | 3-3-0 | | | | | | | | |
| 4-12-0 | | 0-3-0 | | 1-0- | | | AWAY | | | 0-1-0 | | | 0-2-0 | | | 3-2-0 | | | | | | | | |
| 0-0-0 | | 0-0-0 | | 0-0-0 | | | NEUTRAL | | | 0-0-0 | | | 0-0-0 | | | 0-0-0 | | | | | | | | |
| 6-12-0 | | 0-0-0 | | 0-3-0 | | | CONFERENCE | | | 3-6-0 | | | 0-0-0 | | | 3-3-0 | | | | | | | | |
| 4-5-0 | | 0-0-0 | | 0-0-0 | | | HOME | | | 1-2-0 | | | 0-0-0 | | | 3-3-0 | | | | | | | | |
| 2-7-0 | | 0-0-0 | | 0-3-0 | | | AWAY | | | 2-4-0 | | | 0-0-0 | | | 0-0-0 | | | | | | | | |
| 0-0-0 | | 0-0-0 | | 0-0-0 | | | NEUTRAL | | | 0-0-0 | | | 0-0-0 | | | 0-0-0 | | | | | | | | |
| RPI | S | Opponent | | Score | | RPI | S | Opponent | | Score | | RPI | S | Opponent | | Score | | RPI | S | Opponent | | Score | | |
| 13 | A | TCU | | 2 | 6 | 26 | A | UC Irvine | | 2 | 10 | 52 | H | Long Beach St. | | 6 | 5 | 115 | A | UCLA | | 1 | 7 | |
| 13 | A | TCU | | 0 | 3 | 26 | A | UC Irvine | | 4 | 5 | 52 | H | Long Beach St. | | 5 | 10 | 116 | H | Stony Brook | | 1 | 0 | |
| 13 | A | TCU | | 0 | 1 | 26 | A | UC Irvine | | 5 | 7 | 52 | H | Long Beach St. | | 3 | 4 | 122 | H | Washington St. | | 3 | 2 | |
| | | | | | | 29 | H | West Virginia | | 11 | 14 | 63 | A | UC Santa Barbara | | 3 | 4 | 122 | H | Washington St. | | 2 | 1 | |
| | | | | | | 29 | H | West Virginia | | 4 | 2 | 63 | A | UC Santa Barbara | | 0 | 6 | 122 | H | Washington St. | | 1 | 0 | |
| | | | | | | 29 | H | West Virginia | | 4 | 5 | 63 | A | UC Santa Barbara | | 4 | 1 | 122 | H | Washington St. | | 0 | 1 | |
| | | | | | | 33 | A | Sam Houston St. | | 2 | 3 | 69 | A | UC Riverside | | 7 | 1 | 130 | A | Loyola Marymount | | 11 | 12 | |
| | | | | | | 33 | A | Sam Houston St. | | 1 | 2 | 69 | A | UC Riverside | | 2 | 4 | 176 | H | Hawaii | | 6 | 2 | |
| | | | | | | 33 | A | Sam Houston St. | | 0 | 6 | 69 | A | UC Riverside | | 2 | 6 | 176 | H | Hawaii | | 2 | 1 | |
| | | | | | | 40 | A | Pepperdine | | 4 | 2 | 99 | A | Fresno St. | | 2 | 8 | 176 | H | Hawaii | | 1 | 9 | |
| | | | | | | 40 | H | Pepperdine | | 5 | 9 | | | | | | | 180 | H | Utah Valley | | 7 | 1 | |
| | | | | | | 49 | A | San Diego St. | | 5 | 7 | | | | | | | 188 | H | UC Davis | | 2 | 3 | |
| | | | | | | 49 | H | San Diego St. | | 0 | 12 | | | | | | | 188 | H | UC Davis | | 13 | 6 | |
| | | | | | | | | | | | | | | | | | | 188 | H | UC Davis | | 0 | 11 | |
| | | | | | | | | | | | | | | | | | | 206 | H | Seattle | | 14 | 4 | |
| | | | | | | | | | | | | | | | | | | 206 | H | Seattle | | 2 | 4 | |
| | | | | | | | | | | | | | | | | | | 206 | H | Seattle | | 4 | 3 | |
| | | | | | | | | | | | | | | | | | | 206 | H | Seattle | | 2 | 4 | |
| | | | | | | | | | | | | | | | | | | 218 | A | Bethune-Cookman | | 2 | 0 | |
| | | | | | | | | | | | | | | | | | | 218 | A | Bethune-Cookman | | 1 | 2 | |
| | | | | | | | | | | | | | | | | | | 218 | A | Bethune-Cookman | | 2 | 1 | |
| | | | | | | | | | | | | | | | | | | 248 | A | Bakersfield | | 1 | 3 | |
| | | | | | | | | | | | | | | | | | | 248 | A | Bakersfield | | 9 | 8 | |
| | | | | | | | | | | | | | | | | | | 248 | H | Bakersfield | | 2 | 3 | |
| | | | | | | LAST 15 GAMES | | | | | | | | | | | | | | | | | | |
| | | | | | | 63 | A | UC Santa Barbara | | 4 | 1 | 13 | A | TCU | | 0 | 3 | 248 | A | Bakersfield | | 9 | 8 | |
| | | | | | | 63 | A | UC Santa Barbara | | 0 | 6 | 13 | A | TCU | | 0 | 1 | 248 | H | Bakersfield | | 2 | 3 | |
| | | | | | | 63 | A | UC Santa Barbara | | 3 | 4 | 13 | A | TCU | | 2 | 6 | | | | | | | |
| | | | | | | 188 | H | UC Davis | | 2 | 3 | | | | | | | | | | | | | |
| | | | | | | 188 | H | UC Davis | | 0 | 11 | | | | | | | | | | | | | |

Non-Div. I Games:

Cal St. Northridge

| | | | | |
|-----|---|-------------|----|---|
| 188 | H | UC Davis | 13 | 6 |
| 248 | A | Bakersfield | 9 | 8 |

C
a
l
s
t
.
N
o
r
t
h
r
i
d
g
e

C
a
l
s
t
.
N
o
r
t
h
r
i
d
g
e

| Average RPI Win: 167 | | WON-LOST RECORD | | WINNING PCT. RANK | | LAST 15 GAMES | | STRENGTH OF SCHEDULE | | OPP. STRENGTH OF SCHEDULE | | TEAM RPI | | ADJ RPI | | CONF. RPI | | ADJ CONF. RPI | | | | |
|----------------------|---|-----------------|--|-------------------|----|----------------|---|----------------------|--|---------------------------|----|----------|---|---------------------|--|-----------|----|---------------|---|--------------------|----|----|
| DIV. I ONLY | | 19-28-0 | | .40426 221 | | 5-10-0 | | 44 | | 80 | | 176 | | .48803 176 | | 5 | | 5 | | | | |
| DIV. I NON-CONF. | | 16-13-0 | | .55172 114 | | 4-1-0 | | 89 | | 118 | | 147 | | .50339 146 | | 5 | | 5 | | | | |
| TOTALS | | RPI 1-25 | | RPI 26-50 | | W-L RECORDS | | RPI 51-100 | | RPI 101-150 | | RPI 150+ | | | | | | | | | | |
| 19-28-0 | | 1-10-0 | | 2-5-0 | | OVERALL | | 5-9-0 | | 2-2-0 | | 9-2-0 | | | | | | | | | | |
| 15-18-0 | | 0-7-0 | | 2-5-0 | | HOME | | 3-4-0 | | 2-2-0 | | 8-0-0 | | | | | | | | | | |
| 4-10-0 | | 1-2-0 | | 0-0-0 | | AWAY | | 2-5-0 | | 0-0-0 | | 1-2-0 | | | | | | | | | | |
| 0-0-0 | | 0-0-0 | | 0-0-0 | | NEUTRAL | | 0-0-0 | | 0-0-0 | | 0-0-0 | | | | | | | | | | |
| 16-13-0 | | 1-7-0 | | 2-2-0 | | NON-CONFERENCE | | 3-2-0 | | 2-2-0 | | 8-0-0 | | | | | | | | | | |
| 15-9-0 | | 0-4-0 | | 2-2-0 | | HOME | | 3-1-0 | | 2-2-0 | | 8-0-0 | | | | | | | | | | |
| 1-4-0 | | 1-3-0 | | 0-0- | | AWAY | | 0-1-0 | | 0-0-0 | | 0-0-0 | | | | | | | | | | |
| 0-0-0 | | 0-0-0 | | 0-0-0 | | NEUTRAL | | 0-0-0 | | 0-0-0 | | 0-0-0 | | | | | | | | | | |
| 3-15-0 | | 0-3-0 | | 0-3-0 | | CONFERENCE | | 2-7-0 | | 0-0-0 | | 1-2-0 | | | | | | | | | | |
| 0-9-0 | | 0-3-0 | | 0-3-0 | | HOME | | 0-3-0 | | 0-0-0 | | 0-0-0 | | | | | | | | | | |
| 3-6-0 | | 0-0-0 | | 0-0-0 | | AWAY | | 2-4-0 | | 0-0-0 | | 1-2-0 | | | | | | | | | | |
| 0-0-0 | | 0-0-0 | | 0-0-0 | | NEUTRAL | | 0-0-0 | | 0-0-0 | | 0-0-0 | | | | | | | | | | |
| RPI | S | Opponent | | Score | | RPI | S | Opponent | | Score | | RPI | S | Opponent | | Score | | | | | | |
| 11 | A | Texas | | 2 | 3 | 26 | H | UC Irvine | | 2 | 3 | 52 | H | Long Beach St. | | 1 | 3 | 132 | H | Nevada | 1 | 0 |
| 11 | A | Texas | | 1 | 4 | 26 | H | UC Irvine | | 1 | 7 | 52 | H | Long Beach St. | | 5 | 11 | 132 | H | Nevada | 4 | 7 |
| 11 | A | Texas | | 6 | 1 | 26 | H | UC Irvine | | 8 | 15 | 52 | H | Long Beach St. | | 1 | 3 | 132 | H | Nevada | 6 | 10 |
| 11 | A | Texas | | 2 | 3 | 40 | H | Pepperdine | | 6 | 1 | 62 | H | UAB | | 3 | 2 | 132 | H | Nevada | 6 | 3 |
| 16 | H | Cal Poly | | 3 | 4 | 40 | H | Pepperdine | | 1 | 2 | 62 | H | UAB | | 4 | 2 | 175 | A | Cal St. Northridge | 1 | 2 |
| 16 | H | Cal Poly | | 3 | 8 | 40 | H | Pepperdine | | 2 | 0 | 62 | H | UAB | | 5 | 4 | 175 | A | Cal St. Northridge | 2 | 6 |
| 16 | H | Cal Poly | | 2 | 3 | 40 | H | Pepperdine | | 3 | 7 | 62 | H | UAB | | 0 | 5 | 175 | A | Cal St. Northridge | 9 | 1 |
| 25 | H | Oregon | | 2 | 10 | | | | | | | 63 | A | UC Santa Barbara | | 7 | 8 | 279 | H | Albany (NY) | 12 | 6 |
| 25 | H | Oregon | | 5 | 6 | | | | | | | 63 | A | UC Santa Barbara | | 3 | 1 | 279 | H | Albany (NY) | 9 | 7 |
| 25 | H | Oregon | | 5 | 10 | | | | | | | 63 | A | UC Santa Barbara | | 12 | 4 | 279 | H | Albany (NY) | 5 | 2 |
| 25 | H | Oregon | | 2 | 3 | | | | | | | 80 | A | Southern California | | 4 | 10 | 279 | H | Albany (NY) | 9 | 0 |
| | | | | | | | | | | | | 86 | A | Cal St. Fullerton | | 1 | 2 | 302 | H | NYIT | 17 | 0 |
| | | | | | | | | | | | | 86 | A | Cal St. Fullerton | | 0 | 1 | 302 | H | NYIT | 1 | 0 |
| | | | | | | | | | | | | 86 | A | Cal St. Fullerton | | 4 | 17 | 302 | H | NYIT | 11 | 0 |
| | | | | | | | | | | | | | | | | | | 302 | H | NYIT | 4 | 2 |
| LAST 15 GAMES | | | | | | | | | | | | | | | | | | | | | | |
| | | | | | | 52 | H | Long Beach St. | | 1 | 3 | 86 | A | Cal St. Fullerton | | 1 | 2 | | | | | |
| | | | | | | 52 | H | Long Beach St. | | 5 | 11 | 86 | A | Cal St. Fullerton | | 4 | 17 | | | | | |
| | | | | | | 52 | H | Long Beach St. | | 1 | 3 | 86 | A | Cal St. Fullerton | | 0 | 1 | | | | | |
| | | | | | | 302 | H | NYIT | | 4 | 2 | | | | | | | | | | | |
| | | | | | | 302 | H | NYIT | | 11 | 0 | | | | | | | | | | | |

Non-Div. I Games:

Hawaii

| | | | | |
|-----|---|------|----|---|
| 302 | H | NYIT | 1 | 0 |
| 302 | H | NYIT | 17 | 0 |

H
a
w
a
i
i

H
a
w
a
i
i

| Average RPI Win: 203 | | WON-LOST | WINNING | LAST 15 | STRENGTH OF | | OPP. STRENGTH | TEAM | ADJ | CONF. | ADJ CONF. |
|-----------------------|----------|----------|-----------|---------------|----------------|-------|---------------|-------|-------------|--------|-----------|
| Average RPI Loss: 128 | | RECORD | PCT. RANK | GAMES | SCHEDULE | | OF SCHEDULE | RPI | RPI | RPI | RPI |
| DIV. I ONLY | | 17-21-0 | .44737 | 189 | 9-5-0 | | 164 | 202 | 177 | .488 | 177 |
| DIV. I NON-CONF. | | 5-10-0 | .33333 | 239 | 0-0-0 | | 11 | 99 | 95 | .52067 | 95 |
| TOTALS | | RPI 1-25 | RPI 26-50 | | W-L RECORDS | | RPI 51-100 | | RPI 101-150 | | RPI 150+ |
| 17-21-0 | | 0-3-0 | 2-5-0 | | OVERALL | | 1-2-0 | | 1-2-0 | | 13-9-0 |
| 8-5-0 | | 0-0-0 | 1-1-0 | | HOME | | 0-0-0 | | 0-2-0 | | 7-2-0 |
| 8-12-0 | | 0-3-0 | 1-2-0 | | AWAY | | 1-2-0 | | 1-0-0 | | 5-5-0 |
| 1-4-0 | | 0-0-0 | 0-2-0 | | NEUTRAL | | 0-0-0 | | 0-0-0 | | 1-2-0 |
| 5-10-0 | | 0-3-0 | 1-2-0 | | NON-CONFERENCE | | 1-2-0 | | 1-0-0 | | 2-3-0 |
| 1-1-0 | | 0-0-0 | 0-0-0 | | HOME | | 0-0-0 | | 0-0-0 | | 1-1-0 |
| 3-7-0 | | 0-3-0 | 1-0- | | AWAY | | 1-2-0 | | 1-0-0 | | 0-0-0 |
| 1-2-0 | | 0-0-0 | 0-0-0 | | NEUTRAL | | 0-0-0 | | 0-0-0 | | 1-2-0 |
| 12-11-0 | | 0-0-0 | 1-3-0 | | CONFERENCE | | 0-0-0 | | 0-2-0 | | 11-6-0 |
| 7-4-0 | | 0-0-0 | 1-1-0 | | HOME | | 0-0-0 | | 0-2-0 | | 6-1-0 |
| 5-5-0 | | 0-0-0 | 0-0-0 | | AWAY | | 0-0-0 | | 0-0-0 | | 5-5-0 |
| 0-2-0 | | 0-0-0 | 0-2-0 | | NEUTRAL | | 0-0-0 | | 0-0-0 | | 0-0-0 |
| RPI S | Opponent | Score | | RPI S | Opponent | Score | | RPI S | Opponent | Score | |
| 13 A | TCU | 1 | 4 | 38 A | Kansas | 5 | 13 | 61 A | FIU | 0 | 11 |
| 13 A | TCU | 0 | 8 | 38 A | Kansas | 7 | 11 | 61 A | FIU | 7 | 11 |
| 13 A | TCU | 1 | 5 | 38 A | Kansas | 3 | 2 | 61 A | FIU | 3 | 0 |
| | | | | 43 H | Columbia | 3 | 2 | | | | |
| | | | | 43 H | Columbia | 4 | 5 | | | | |
| | | | | 43 N | Columbia | 2 | 6 | | | | |
| | | | | 43 N | Columbia | 1 | 4 | | | | |
| | | | | LAST 15 GAMES | | | | | | | |
| | | | | 43 N | Columbia | 1 | 4 | 247 A | Brown | 3 | 2 |
| | | | | 43 N | Columbia | 2 | 6 | 247 A | Brown | 7 | 0 |
| | | | | 235 H | Yale | 11 | 4 | 247 A | Brown | 6 | 7 |
| | | | | 272 A | Harvard | 5 | 3 | | | | |
| | | | | 272 A | Harvard | 9 | 0 | | | | |
| | | | | | | | | 272 A | Harvard | 9 | 0 |
| | | | | | | | | 272 A | Harvard | 5 | 3 |
| | | | | | | | | 272 H | Harvard | 4 | 2 |
| | | | | | | | | 272 H | Harvard | 3 | 1 |

Non-Div. I Games: St. Anselm 16 8

Dartmouth

| | | |
|---------------|---|---|
| 272 H Harvard | 3 | 1 |
| 272 H Harvard | 4 | 2 |

D
a
r
t
m
o
u
t
h

D
a
r
t
m
o
u
t
h

Non-Div. I Games:

Tie, Loss, Non-Conf,S Site, H Home, A Away, N Neutral Page 355

| | | | | |
|-----|---|---------|----|---|
| 148 | H | Gonzaga | 3 | 4 |
| 148 | H | Gonzaga | 11 | 4 |

| RPI | S | Opponent | Score | |
|-----|---|-----------------|-------|----|
| 180 | H | Utah Valley | 3 | 8 |
| 206 | N | Seattle | 7 | 3 |
| 206 | N | Seattle | 8 | 2 |
| 206 | N | Seattle | 4 | 2 |
| 263 | A | St. Mary's (CA) | 4 | 3 |
| 263 | A | St. Mary's (CA) | 1 | 6 |
| 263 | A | St. Mary's (CA) | 3 | 10 |

| Average RPI Win: 161 | | WON-LOST RECORD | | WINNING PCT. RANK | | LAST 15 GAMES | | STRENGTH OF SCHEDULE | | OPP. STRENGTH OF SCHEDULE | | TEAM RPI | | ADJ RPI | | CONF. RPI | | ADJ CONF. RPI | |
|----------------------|---|-----------------|--|-------------------|----|----------------|---|----------------------|---|---------------------------|---|---------------|---|--------------------|----|-----------|-----------------|---------------|----|
| DIV. I ONLY | | 22-31-0 | | .41509 210 | | 8-7-0 | | 74 | | 127 | | 179 | | .48737 179 | | 16 | | 16 | |
| DIV. I NON-CONF. | | 11-18-0 | | .37931 220 | | 0-3-0 | | 59 | | 93 | | 216 | | .47214 215 | | 14 | | 14 | |
| TOTALS | | RPI 1-25 | | RPI 26-50 | | W-L RECORDS | | RPI 51-100 | | RPI 101-150 | | RPI 150+ | | | | | | | |
| 22-31-0 | | 1-8-0 | | 2-1-0 | | OVERALL | | 1-7-0 | | 4-3-0 | | 14-12-0 | | | | | | | |
| 17-14-0 | | 1-4-0 | | 0-0-0 | | HOME | | 1-3-0 | | 4-2-0 | | 11-5-0 | | | | | | | |
| 5-17-0 | | 0-4-0 | | 2-1-0 | | AWAY | | 0-4-0 | | 0-0-0 | | 3-7-0 | | | | | | | |
| 0-0-0 | | 0-0-0 | | 0-0-0 | | NEUTRAL | | 0-0-0 | | 0-0-0 | | 0-0-0 | | | | | | | |
| 11-18-0 | | 1-8-0 | | 0-0-0 | | NON-CONFERENCE | | 0-2-0 | | 4-3-0 | | 6-5-0 | | | | | | | |
| 11-11-0 | | 1-4-0 | | 0-0-0 | | HOME | | 0-1-0 | | 4-2-0 | | 6-4-0 | | | | | | | |
| 0-7-0 | | 0-4-0 | | 0-0- | | AWAY | | 0-1-0 | | 0-1-0 | | 0-1-0 | | | | | | | |
| 0-0-0 | | 0-0-0 | | 0-0-0 | | NEUTRAL | | 0-0-0 | | 0-0-0 | | 0-0-0 | | | | | | | |
| 11-13-0 | | 0-0-0 | | 2-1-0 | | CONFERENCE | | 1-5-0 | | 0-0-0 | | 8-7-0 | | | | | | | |
| 6-3-0 | | 0-0-0 | | 0-0-0 | | HOME | | 1-2-0 | | 0-0-0 | | 5-1-0 | | | | | | | |
| 5-10-0 | | 0-0-0 | | 2-1-0 | | AWAY | | 0-3-0 | | 0-0-0 | | 3-6-0 | | | | | | | |
| 0-0-0 | | 0-0-0 | | 0-0-0 | | NEUTRAL | | 0-0-0 | | 0-0-0 | | 0-0-0 | | | | | | | |
| RPI | S | Opponent | | Score | | RPI | S | Opponent | | Score | | RPI | S | Opponent | | Score | | | |
| 2 | A | Florida St. | | 0 | 4 | 27 | A | Mercer | | 2 | 4 | 59 | H | North Carolina St. | | 1 | 6 | | |
| 2 | A | Florida St. | | 3 | 13 | 27 | A | Mercer | | 4 | 3 | 61 | A | FIU | | 2 | 5 | | |
| 2 | H | Florida St. | | 4 | 9 | 27 | A | Mercer | | 3 | 2 | 72 | A | Kennesaw St. | | 0 | 5 | | |
| 10 | H | Miami (FL) | | 7 | 3 | | | | | | | 72 | A | Kennesaw St. | | 3 | 6 | | |
| 12 | A | South Carolina | | 1 | 7 | | | | | | | 72 | A | Kennesaw St. | | 8 | 9 | | |
| 12 | A | South Carolina | | 2 | 4 | | | | | | | 74 | H | FGCU | | 18 | 9 | | |
| 15 | H | Ole Miss | | 1 | 11 | | | | | | | 74 | H | FGCU | | 2 | 8 | | |
| 15 | H | Ole Miss | | 0 | 7 | | | | | | | 74 | H | FGCU | | 3 | 4 | | |
| 15 | H | Ole Miss | | 2 | 8 | | | | | | | | | 161 | | H | Jacksonville | 6 | 2 |
| | | | | | | | | | | | | | | 161 | | H | Jacksonville | 9 | 7 |
| | | | | | | | | | | | | | | 161 | | H | Jacksonville | 1 | 9 |
| | | | | | | | | | | | | | | 164 | | A | North Florida | 14 | 9 |
| | | | | | | | | | | | | | | 164 | | A | North Florida | 4 | 11 |
| | | | | | | | | | | | | | | 164 | | A | North Florida | 4 | 10 |
| | | | | | | | | | | | | | | 172 | | H | Lipscomb | 8 | 2 |
| | | | | | | | | | | | | | | 172 | | H | Lipscomb | 10 | 3 |
| | | | | | | | | | | | | | | 172 | | H | Lipscomb | 3 | 2 |
| | | | | | | | | | | | | | | 181 | | H | Furman | 1 | 3 |
| | | | | | | | | | | | | | | 195 | | A | East Tenn. St. | 5 | 3 |
| | | | | | | | | | | | | | | 195 | | A | East Tenn. St. | 3 | 4 |
| | | | | | | | | | | | | | | 195 | | A | East Tenn. St. | 4 | 7 |
| | | | | | | | | | | | | | | 215 | | H | Florida A&M | 6 | 3 |
| | | | | | | | | | | | | | | 218 | | A | Bethune-Cookman | 1 | 4 |
| | | | | | | | | | | | | | | 218 | | H | Bethune-Cookman | 2 | 1 |
| | | | | | | | | | | | | | | 230 | | H | Maine | 3 | 6 |
| | | | | | | | | | | | | | | 233 | | H | Siena | 11 | 1 |
| | | | | | | | | | | | | | | 233 | | H | Siena | 5 | 4 |
| | | | | | | | | | | | | | | 233 | | H | Siena | 10 | 7 |
| | | | | LAST 15 GAMES | | | | | | | | | | | | | | | |
| | | | | 27 | A | Mercer | | 4 | 3 | 164 | A | North Florida | | 4 | 10 | | | | |
| | | | | 27 | A | Mercer | | 3 | 2 | 164 | A | North Florida | | 14 | 9 | | | | |
| | | | | 27 | A | Mercer | | 2 | 4 | 164 | A | North Florida | | 4 | 11 | | | | |
| | | | | 2 | H | Florida St. | | 4 | 9 | | | | | | | | | | |
| | | | | 161 | H | Jacksonville | | 9 | 7 | | | | | | | | | | |

Non-Div. I Games:

Stetson

| | | | | |
|-----|---|--------------|---|---|
| 161 | H | Jacksonville | 6 | 2 |
| 161 | H | Jacksonville | 1 | 9 |

| RPI | S | Opponent | Score | |
|-----|---|--------------|-------|----|
| 235 | H | Yale | 4 | 15 |
| 235 | H | Yale | 2 | 10 |
| 235 | H | Yale | 11 | 1 |
| 252 | A | Northern Ky. | 8 | 16 |
| 252 | A | Northern Ky. | 0 | 8 |
| 252 | A | Northern Ky. | 6 | 2 |

Stetson

S
t
e
t
s
o
n

S
t
e
t
s
o
n

| | | | | |
|-----|---|----------------|---|----|
| 255 | A | New Mexico St. | 3 | 11 |
| 255 | A | New Mexico St. | 8 | 1 |

| RPI | S | Opponent | Score | |
|-----|---|----------------|-------|----|
| 255 | A | New Mexico St. | 3 | 11 |
| 255 | A | New Mexico St. | 8 | 1 |
| 271 | H | North Dakota | 8 | 5 |
| 271 | H | North Dakota | 4 | 10 |
| 271 | H | North Dakota | 1 | 10 |
| 293 | H | Northern Colo. | 9 | 4 |
| 293 | H | Northern Colo. | 8 | 1 |
| 293 | H | Northern Colo. | 12 | 1 |
| 297 | A | Chicago St. | 5 | 4 |
| 297 | A | Chicago St. | 7 | 2 |
| 297 | A | Chicago St. | 7 | 3 |

U
t
a
h
V
a
l
l
e
y

U
t
a
h
V
a
l
l
e
y

F
u
r
m
a
n

Furman

| | | | | |
|-----|---|--------------|---|---|
| 103 | H | Ga. Southern | 0 | 1 |
| 103 | H | Ga. Southern | 0 | 6 |

| RPI | S | Opponent | Score | |
|-----|---|---------------|-------|---|
| 234 | H | Presbyterian | 9 | 3 |
| 257 | H | Norfolk St. | 5 | 2 |
| 259 | A | UNC Asheville | 6 | 4 |
| 259 | H | UNC Asheville | 6 | 7 |
| 261 | H | USC Upstate | 13 | 1 |
| 290 | H | N.C. Central | 2 | 3 |

Furman

F
u
r
m
a
n

F
u
r
m
a
n

| Average RPI Win: 167 | | WON-LOST | WINNING | LAST 15 | STRENGTH OF | | OPP. STRENGTH | TEAM | ADJ | | CONF. | ADJ CONF. |
|-----------------------|---------------|----------|-----------|--------------|----------------|-------|------------------|-------|-------------|------------------|----------|-----------|
| Average RPI Loss: 104 | | RECORD | PCT. RANK | GAMES | SCHEDULE | | OF SCHEDULE | RPI | RPI | | RPI | RPI |
| DIV. I ONLY | | 22-29-0 | .43137 | 198 | 4-11-0 | | 121 | 110 | 182 | | 10 | 10 |
| DIV. I NON-CONF. | | 13-12-0 | .52 | 138 | 0-2-0 | | 174 | 209 | 178 | | 11 | 11 |
| TOTALS | | RPI 1-25 | RPI 26-50 | | W-L RECORDS | | RPI 51-100 | | RPI 101-150 | | RPI 150+ | |
| 22-29-0 | | 0-4-0 | 0-0-0 | | OVERALL | | 5-11-0 | | 4-7-0 | | 13-7-0 | |
| 14-13-0 | | 0-3-0 | 0-0-0 | | HOME | | 2-2-0 | | 3-5-0 | | 9-3-0 | |
| 8-15-0 | | 0-0-0 | 0-0-0 | | AWAY | | 3-9-0 | | 1-2-0 | | 4-4-0 | |
| 0-1-0 | | 0-1-0 | 0-0-0 | | NEUTRAL | | 0-0-0 | | 0-0-0 | | 0-0-0 | |
| 13-12-0 | | 0-1-0 | 0-0-0 | | NON-CONFERENCE | | 2-5-0 | | 2-4-0 | | 9-2-0 | |
| 9-6-0 | | 0-0-0 | 0-0-0 | | HOME | | 0-1-0 | | 2-3-0 | | 7-2-0 | |
| 4-5-0 | | 0-0-0 | 0-0- | | AWAY | | 2-4-0 | | 0-1-0 | | 2-0-0 | |
| 0-1-0 | | 0-1-0 | 0-0-0 | | NEUTRAL | | 0-0-0 | | 0-0-0 | | 0-0-0 | |
| 9-17-0 | | 0-3-0 | 0-0-0 | | CONFERENCE | | 3-6-0 | | 2-3-0 | | 4-5-0 | |
| 5-7-0 | | 0-3-0 | 0-0-0 | | HOME | | 2-1-0 | | 1-2-0 | | 2-1-0 | |
| 4-10-0 | | 0-0-0 | 0-0-0 | | AWAY | | 1-5-0 | | 1-1-0 | | 2-4-0 | |
| 0-0-0 | | 0-0-0 | 0-0-0 | | NEUTRAL | | 0-0-0 | | 0-0-0 | | 0-0-0 | |
| RPI S | Opponent | Score | RPI S | Opponent | Score | RPI S | Opponent | Score | RPI S | Opponent | Score | |
| 9 H | La.-Lafayette | 4 15 | | | | 60 A | Arkansas St. | 2 1 | 101 A | Jacksonville St. | 1 2 | |
| 9 H | La.-Lafayette | 0 11 | | | | 60 A | Arkansas St. | 5 8 | 101 H | Jacksonville St. | 3 7 | |
| 9 H | La.-Lafayette | 8 11 | | | | 60 A | Arkansas St. | 7 10 | 113 H | Texas-Arlington | 11 8 | |
| 21 N | Alabama | 5 10 | | | | 62 A | UAB | 7 2 | 113 H | Texas-Arlington | 5 6 | |
| | | | | | | 67 A | Southern Miss. | 6 7 | 113 H | Texas-Arlington | 6 11 | |
| | | | | | | 67 A | Southern Miss. | 1 3 | 126 H | Central Mich. | 5 4 | |
| | | | | | | 67 A | Southern Miss. | 5 0 | 126 H | Central Mich. | 3 2 | |
| | | | | | | 68 A | Auburn | 0 6 | 126 H | Central Mich. | 1 4 | |
| | | | | | | 81 A | Texas St. | 2 5 | 126 H | Central Mich. | 2 3 | |
| | | | | | | 81 A | Texas St. | 2 6 | 137 A | South Ala. | 1 2 | |
| | | | | | | 81 A | Texas St. | 3 7 | 137 A | South Ala. | 5 0 | |
| | | | | | | 82 A | Samford | 2 6 | 156 A | UALR | 5 9 | |
| | | | | | | 82 H | Samford | 9 11 | 156 A | UALR | 3 0 | |
| | | | | | | 92 H | Western Ky. | 4 5 | 156 A | UALR | 4 10 | |
| | | | | | | 92 H | Western Ky. | 11 6 | 167 H | La.-Monroe | 4 7 | |
| | | | | | | 92 H | Western Ky. | 10 5 | 167 H | La.-Monroe | 19 3 | |
| | | | | | | | | | 167 H | La.-Monroe | 4 3 | |
| | | | | | | | | | 169 A | Alabama St. | 8 5 | |
| | | | | | | | | | 169 H | Alabama St. | 8 5 | |
| | | | | | | | | | 173 A | Georgia St. | 6 8 | |
| | | | | | | | | | 173 A | Georgia St. | 3 6 | |
| | | | | | | | | | 173 A | Georgia St. | 13 9 | |
| | | | | | | | | | 215 A | Florida A&M | 7 6 | |
| | | | | | | | | | 252 H | Northern Ky. | 5 6 | |
| | | | | | | | | | 252 H | Northern Ky. | 14 4 | |
| | | | | | | | | | 252 H | Northern Ky. | 6 2 | |
| | | | | | | | | | 252 H | Northern Ky. | 7 0 | |
| LAST 15 GAMES | | | | | | | | | | | | |
| | | | 60 A | Arkansas St. | 5 8 | 113 H | Texas-Arlington | 11 8 | | | | |
| | | | 60 A | Arkansas St. | 7 10 | 113 H | Texas-Arlington | 6 11 | | | | |
| | | | 60 A | Arkansas St. | 2 1 | 101 A | Jacksonville St. | 1 2 | | | | |
| | | | 81 A | Texas St. | 2 6 | | | | | | | |
| | | | 81 A | Texas St. | 2 5 | | | | | | | |

Non-Div. I Games:

Troy

Troy

| | | |
|-----------------------|---|---|
| 81 A Texas St. | 3 | 7 |
| 113 H Texas-Arlington | 5 | 6 |

Through Games Of May 11, 2014

| RPI | S | Opponent | Score | |
|-----|---|-------------|-------|---|
| 267 | H | New Orleans | 3 | 2 |
| 267 | H | New Orleans | 3 | 5 |
| 267 | H | New Orleans | 3 | 1 |
| 289 | H | Alabama A&M | 9 | 6 |

Troy

T
r
o
y

T
r
o
y

| Average RPI Win: 175 | | WON-LOST | WINNING | LAST 15 | STRENGTH OF | | OPP. STRENGTH | TEAM | ADJ | CONF. | ADJ CONF. |
|-----------------------|----------------|----------|-----------|----------------|----------------|-------|--------------------|-------|-------------|----------------|-----------|
| Average RPI Loss: 100 | | RECORD | PCT. RANK | GAMES | SCHEDULE | | OF SCHEDULE | RPI | RPI | RPI | RPI |
| DIV. I ONLY | | 17-31-0 | .35417 | 247 | 4-11-0 | | 83 | 119 | 183 | .4851 | 183 |
| DIV. I NON-CONF. | | 7-18-0 | .28 | 262 | 1-2-0 | | 164 | 39 | 250 | .44964 | 249 |
| TOTALS | | RPI 1-25 | RPI 26-50 | | W-L RECORDS | | RPI 51-100 | | RPI 101-150 | | RPI 150+ |
| 17-31-0 | | 0-1-0 | 0-6-0 | | OVERALL | | 2-13-0 | | 5-5-0 | | 10-6-0 |
| 9-6-0 | | 0-0-0 | 0-0-0 | | HOME | | 1-3-0 | | 0-0-0 | | 8-3-0 |
| 6-21-0 | | 0-1-0 | 0-6-0 | | AWAY | | 1-9-0 | | 3-4-0 | | 2-1-0 |
| 2-4-0 | | 0-0-0 | 0-0-0 | | NEUTRAL | | 0-1-0 | | 2-1-0 | | 0-2-0 |
| 7-18-0 | | 0-1-0 | 0-6-0 | | NON-CONFERENCE | | 0-6-0 | | 3-1-0 | | 4-4-0 |
| 4-3-0 | | 0-0-0 | 0-0-0 | | HOME | | 0-1-0 | | 0-0-0 | | 4-2-0 |
| 1-11-0 | | 0-1-0 | 0-0- | | AWAY | | 0-4-0 | | 1-0-0 | | 0-0-0 |
| 2-4-0 | | 0-0-0 | 0-0-0 | | NEUTRAL | | 0-1-0 | | 2-1-0 | | 0-2-0 |
| 10-13-0 | | 0-0-0 | 0-0-0 | | CONFERENCE | | 2-7-0 | | 2-4-0 | | 6-2-0 |
| 5-3-0 | | 0-0-0 | 0-0-0 | | HOME | | 1-2-0 | | 0-0-0 | | 4-1-0 |
| 5-10-0 | | 0-0-0 | 0-0-0 | | AWAY | | 1-5-0 | | 2-4-0 | | 2-1-0 |
| 0-0-0 | | 0-0-0 | 0-0-0 | | NEUTRAL | | 0-0-0 | | 0-0-0 | | 0-0-0 |
| RPI S | Opponent | Score | RPI S | Opponent | Score | RPI S | Opponent | Score | RPI S | Opponent | Score |
| 12 A | South Carolina | 1 2 | 44 A | Tennessee | 3 5 | 51 H | High Point | 5 6 | 103 A | Ga. Southern | 7 10 |
| | | | 46 A | Clemson | 1 2 | 57 A | Western Caro. | 4 7 | 103 A | Ga. Southern | 3 2 |
| | | | 47 A | North Carolina | 1 12 | 57 A | Western Caro. | 10 20 | 103 A | Ga. Southern | 4 7 |
| | | | 50 A | Arkansas | 6 7 | 57 A | Western Caro. | 9 10 | 109 N | Michigan | 4 1 |
| | | | 50 A | Arkansas | 2 12 | 59 A | North Carolina St. | 5 6 | 109 N | Michigan | 3 4 |
| | | | 50 A | Arkansas | 3 8 | 59 A | North Carolina St. | 0 7 | 127 A | Virginia Tech | 11 0 |
| | | | | | | 59 A | North Carolina St. | 1 3 | 145 A | Elon | 2 6 |
| | | | | | | 70 N | Campbell | 4 8 | 145 A | Elon | 10 4 |
| | | | | | | 82 A | Samford | 6 3 | 145 A | Elon | 2 4 |
| | | | | | | 82 A | Samford | 2 5 | 150 N | Kent St. | 8 0 |
| | | | | | | 82 A | Samford | 10 16 | 190 H | UNC Greensboro | 4 2 |
| | | | | | | 90 H | Davidson | 14 6 | 190 H | UNC Greensboro | 15 4 |
| | | | | | | 90 H | Davidson | 0 12 | 194 H | Notre Dame | 9 13 |
| | | | | | | 90 H | Davidson | 9 15 | 194 N | Notre Dame | 3 4 |
| | | | | | | 94 A | Wake Forest | 2 4 | 195 H | East Tenn. St. | 7 6 |
| | | | | | | | | | 199 H | Gardner-Webb | 6 10 |
| | | | | | | | | | 202 H | Citadel | 2 8 |
| | | | | | | | | | 202 H | Citadel | 10 6 |
| | | | | | | | | | 202 H | Citadel | 6 5 |
| | | | | | | | | | 205 A | Wofford | 3 4 |
| | | | | | | | | | 205 A | Wofford | 13 4 |
| | | | | | | | | | 205 A | Wofford | 12 5 |
| | | | | | | | | | 259 H | UNC Asheville | 9 2 |
| | | | | | | | | | 259 H | UNC Asheville | 7 2 |
| | | | | | | | | | 259 H | UNC Asheville | 7 5 |
| | | | | | | | | | 280 N | Youngstown St. | 1 2 |
| LAST 15 GAMES | | | 82 A | Samford | 2 5 | 90 H | Davidson | 0 12 | 259 H | UNC Asheville | 9 2 |
| | | | 82 A | Samford | 6 3 | 90 H | Davidson | 14 6 | 259 H | UNC Asheville | 7 2 |
| | | | 82 A | Samford | 10 16 | 199 H | Gardner-Webb | 6 10 | 259 H | UNC Asheville | 7 5 |
| | | | 57 A | Western Caro. | 4 7 | | | | 280 N | Youngstown St. | 1 2 |
| | | | 57 A | Western Caro. | 10 20 | | | | | | |

Non-Div. I Games:

Appalachian St.

| | | |
|--------------------|---|----|
| 57 A Western Caro. | 9 | 10 |
| 90 H Davidson | 9 | 15 |

A
P
P
a
l
a
c
h
i
a
n
S
t
.

A
P
P
a
l
a
c
h
i
a
n
S
t
.

| Average RPI Win: 143 | | WON-LOST | WINNING | LAST 15 | STRENGTH OF | | OPP. STRENGTH | TEAM | ADJ | CONF. | ADJ CONF. | | | |
|----------------------|---|------------|-----------|---------|----------------|---|-----------------|-------|-------------|--------|-----------|---------------------|-------|----|
| Average RPI Loss: 68 | | RECORD | PCT. RANK | GAMES | SCHEDULE | | OF SCHEDULE | RPI | RPI | RPI | RPI | | | |
| DIV. I ONLY | | 19-30-0 | .38776 | 230 | 4-11-0 | | 32 | 94 | 184 | .48462 | 184 | 4 | 4 | |
| DIV. I NON-CONF. | | 10-10-0 | .5 | 148 | 0-0-0 | | 82 | 278 | 217 | .47185 | 216 | 3 | 3 | |
| TOTALS | | RPI 1-25 | RPI 26-50 | | W-L RECORDS | | RPI 51-100 | | RPI 101-150 | | RPI 150+ | | | |
| 19-30-0 | | 1-8-0 | 4-6-0 | | OVERALL | | 1-9-0 | | 5-5-0 | | 8-2-0 | | | |
| 16-19-0 | | 1-2-0 | 3-5-0 | | HOME | | 1-6-0 | | 5-5-0 | | 6-1-0 | | | |
| 3-11-0 | | 0-6-0 | 1-1-0 | | AWAY | | 0-3-0 | | 0-0-0 | | 2-1-0 | | | |
| 0-0-0 | | 0-0-0 | 0-0-0 | | NEUTRAL | | 0-0-0 | | 0-0-0 | | 0-0-0 | | | |
| 10-10-0 | | 0-0-0 | 1-1-0 | | NON-CONFERENCE | | 1-6-0 | | 2-2-0 | | 6-1-0 | | | |
| 10-10-0 | | 0-0-0 | 1-1-0 | | HOME | | 1-6-0 | | 2-2-0 | | 6-1-0 | | | |
| 0-0-0 | | 0-0-0 | 0-0- | | AWAY | | 0-0-0 | | 0-0-0 | | 0-0-0 | | | |
| 0-0-0 | | 0-0-0 | 0-0-0 | | NEUTRAL | | 0-0-0 | | 0-0-0 | | 0-0-0 | | | |
| 9-20-0 | | 1-8-0 | 3-5-0 | | CONFERENCE | | 0-3-0 | | 3-3-0 | | 2-1-0 | | | |
| 6-9-0 | | 1-2-0 | 2-4-0 | | HOME | | 0-0-0 | | 3-3-0 | | 0-0-0 | | | |
| 3-11-0 | | 0-6-0 | 1-1-0 | | AWAY | | 0-3-0 | | 0-0-0 | | 2-1-0 | | | |
| 0-0-0 | | 0-0-0 | 0-0-0 | | NEUTRAL | | 0-0-0 | | 0-0-0 | | 0-0-0 | | | |
| RPI | S | Opponent | Score | | RPI | S | Opponent | Score | | RPI | S | Opponent | Score | |
| 4 | H | Oregon St. | 11 | 2 | 32 | H | Stanford | 3 | 2 | 52 | H | Long Beach St. | 4 | 11 |
| 4 | H | Oregon St. | 0 | 11 | 32 | H | Stanford | 6 | 10 | 52 | H | Long Beach St. | 2 | 3 |
| 4 | H | Oregon St. | 2 | 11 | 32 | H | Stanford | 3 | 5 | 63 | H | UC Santa Barbara | 10 | 5 |
| 23 | A | Washington | 0 | 8 | 41 | A | Arizona St. | 6 | 14 | 63 | H | UC Santa Barbara | 2 | 10 |
| 23 | A | Washington | 2 | 5 | 41 | A | Arizona St. | 10 | 9 | 80 | A | Southern California | 4 | 5 |
| 23 | A | Washington | 7 | 8 | 41 | H | Arizona St. | 6 | 1 | 80 | A | Southern California | 0 | 2 |
| 25 | A | Oregon | 1 | 6 | 41 | H | Arizona St. | 0 | 7 | 80 | A | Southern California | 0 | 1 |
| 25 | A | Oregon | 1 | 5 | 41 | H | Arizona St. | 1 | 2 | 87 | H | Seton Hall | 2 | 11 |
| 25 | A | Oregon | 6 | 7 | 42 | H | Mississippi St. | 12 | 3 | 87 | H | Seton Hall | 2 | 4 |
| | | | | | 42 | H | Mississippi St. | 4 | 6 | 87 | H | Seton Hall | 1 | 9 |
| | | | | | LAST 15 GAMES | | | | | | | | | |
| | | | | | 32 | H | Stanford | 3 | 5 | 41 | H | Arizona St. | 0 | 7 |
| | | | | | 32 | H | Stanford | 6 | 10 | 41 | H | Arizona St. | 1 | 2 |
| | | | | | 32 | H | Stanford | 3 | 2 | 80 | A | Southern California | 0 | 2 |
| | | | | | 25 | A | Oregon | 1 | 5 | | | | | |
| | | | | | 25 | A | Oregon | 6 | 7 | | | | | |

Non-Div. I Games:

Arizona

| | | |
|------------------|---|---|
| 25 A Oregon | 1 | 6 |
| 41 H Arizona St. | 6 | 1 |

A
r
i
z
o
n
a

A
r
i
z
o
n
a

T
o
l
e
d
o

Toledo

| | | | | |
|-----|---|---------------|---|----|
| 126 | A | Central Mich. | 4 | 10 |
| 126 | A | Central Mich. | 2 | 11 |

| RPI | S | Opponent | Score | |
|-----|---|----------------|-------|---|
| 209 | H | Western Mich. | 2 | 6 |
| 213 | A | Northern Ill. | 0 | 7 |
| 213 | A | Northern Ill. | 6 | 4 |
| 213 | A | Northern Ill. | 10 | 4 |
| 216 | A | Dayton | 11 | 6 |
| 216 | H | Dayton | 5 | 4 |
| 257 | N | Norfolk St. | 11 | 3 |
| 276 | N | Texas Southern | 1 | 0 |
| 292 | H | Ohio | 7 | 4 |
| 292 | H | Ohio | 2 | 3 |
| 292 | H | Ohio | 3 | 0 |

T
o
l
e
d
o

T
o
l
e
d
o

| Average RPI Win: 175 | | WON-LOST | WINNING | LAST 15 | STRENGTH OF | | OPP. STRENGTH | TEAM | ADJ | | CONF. | ADJ CONF. |
|-----------------------|--------------------|----------|---------------|--------------------|----------------|---------------|--------------------|-------|---------------|----------------|----------|-----------|
| Average RPI Loss: 108 | | RECORD | PCT. RANK | GAMES | SCHEDULE | | OF SCHEDULE | RPI | RPI | | RPI | RPI |
| DIV. I ONLY | | 22-29-0 | .43137 | 198 | 6-9-0 | | 126 | 125 | 186 | | .48352 | 186 |
| DIV. I NON-CONF. | | 10-17-0 | .37037 | 223 | 1-4-0 | | 135 | 31 | 236 | | .45952 | 235 |
| TOTALS | | RPI 1-25 | RPI 26-50 | | W-L RECORDS | | RPI 51-100 | | RPI 101-150 | | RPI 150+ | |
| 22-29-0 | | 0-4-0 | 1-2-0 | | OVERALL | | 5-10-0 | | 2-5-0 | | 14-8-0 | |
| 15-13-0 | | 0-0-0 | 0-1-0 | | HOME | | 2-3-0 | | 2-5-0 | | 11-4-0 | |
| 7-16-0 | | 0-4-0 | 1-1-0 | | AWAY | | 3-7-0 | | 0-0-0 | | 3-4-0 | |
| 0-0-0 | | 0-0-0 | 0-0-0 | | NEUTRAL | | 0-0-0 | | 0-0-0 | | 0-0-0 | |
| 10-17-0 | | 0-1-0 | 1-2-0 | | NON-CONFERENCE | | 2-7-0 | | 2-5-0 | | 5-2-0 | |
| 9-10-0 | | 0-0-0 | 0-1-0 | | HOME | | 2-3-0 | | 2-5-0 | | 5-1-0 | |
| 1-7-0 | | 0-1-0 | 1-0- | | AWAY | | 0-4-0 | | 0-0-0 | | 0-1-0 | |
| 0-0-0 | | 0-0-0 | 0-0-0 | | NEUTRAL | | 0-0-0 | | 0-0-0 | | 0-0-0 | |
| 12-12-0 | | 0-3-0 | 0-0-0 | | CONFERENCE | | 3-3-0 | | 0-0-0 | | 9-6-0 | |
| 6-3-0 | | 0-0-0 | 0-0-0 | | HOME | | 0-0-0 | | 0-0-0 | | 6-3-0 | |
| 6-9-0 | | 0-3-0 | 0-0-0 | | AWAY | | 3-3-0 | | 0-0-0 | | 3-3-0 | |
| 0-0-0 | | 0-0-0 | 0-0-0 | | NEUTRAL | | 0-0-0 | | 0-0-0 | | 0-0-0 | |
| RPI S | Opponent | Score | RPI S | Opponent | Score | RPI S | Opponent | Score | RPI S | Opponent | Score | |
| 12 A | South Carolina | 0 4 | 29 H | West Virginia | 2 6 | 51 A | High Point | 0 3 | 107 H | Wichita St. | 2 5 | |
| 22 A | Liberty | 3 4 | 46 A | Clemson | 6 9 | 51 A | High Point | 1 0 | 107 H | Wichita St. | 0 10 | |
| 22 A | Liberty | 1 2 | 47 A | North Carolina | 3 2 | 51 A | High Point | 8 11 | 121 H | Minnesota | 2 5 | |
| 22 A | Liberty | 1 7 | | | | 54 H | Illinois | 4 5 | 129 H | Pittsburgh | 6 10 | |
| | | | | | | 59 A | North Carolina St. | 4 8 | 129 H | Pittsburgh | 8 5 | |
| | | | | | | 59 A | North Carolina St. | 2 9 | 129 H | Pittsburgh | 5 7 | |
| | | | | | | 59 A | North Carolina St. | 1 11 | 145 H | Elon | 13 4 | |
| | | | | | | 73 H | Col. of Charleston | 3 0 | 154 H | George Mason | 3 2 | |
| | | | | | | 84 H | Duke | 5 7 | 190 H | UNC Greensboro | 3 0 | |
| | | | | | | 91 A | Radford | 4 5 | 199 A | Gardner-Webb | 3 0 | |
| | | | | | | 91 A | Radford | 9 3 | 199 A | Gardner-Webb | 2 10 | |
| | | | | | | 91 A | Radford | 8 3 | 199 A | Gardner-Webb | 6 7 | |
| | | | | | | 94 H | Wake Forest | 7 3 | 202 A | Citadel | 4 12 | |
| | | | | | | 97 A | UNC Wilmington | 4 5 | 202 H | Citadel | 2 3 | |
| | | | | | | 97 H | UNC Wilmington | 3 7 | 207 H | Charleston So. | 1 3 | |
| | | | | | | | | | 207 H | Charleston So. | 8 2 | |
| | | | | | | | | | 207 H | Charleston So. | 7 3 | |
| | | | | | | | | | 210 H | Winthrop | 1 2 | |
| | | | | | | | | | 210 H | Winthrop | 9 3 | |
| | | | | | | | | | 210 H | Winthrop | 3 11 | |
| | | | | | | | | | 214 H | Marshall | 2 1 | |
| | | | | | | | | | 234 H | Presbyterian | 4 3 | |
| | | | | | | | | | 234 H | Presbyterian | 4 0 | |
| | | | | | | | | | 234 H | Presbyterian | 9 3 | |
| | | | | | | | | | 256 H | UMBC | 7 5 | |
| | | | | | | | | | 259 A | UNC Asheville | 9 4 | |
| | | | | | | | | | 259 A | UNC Asheville | 9 7 | |
| LAST 15 GAMES | | | LAST 15 GAMES | | | LAST 15 GAMES | | | LAST 15 GAMES | | | |
| 22 A | Liberty | 1 2 | 199 A | Gardner-Webb | 3 0 | 22 A | Liberty | 3 4 | 199 A | Gardner-Webb | 6 7 | |
| 22 A | Liberty | 3 4 | 73 H | Col. of Charleston | 3 0 | 22 A | Liberty | 1 7 | | | | |
| 59 A | North Carolina St. | 4 8 | | | | 59 A | North Carolina St. | 4 8 | | | | |
| 59 A | North Carolina St. | 2 9 | | | | | | | | | | |

Non-Div. I Games:

Coastal Caro.

| | | | | |
|-----|---|--------------------|---|----|
| 59 | A | North Carolina St. | 1 | 11 |
| 199 | A | Gardner-Webb | 2 | 10 |

| RPI | S | Opponent | Score | |
|-----|---|---------------|-------|---|
| 259 | A | UNC Asheville | 1 | 2 |
| 270 | H | Rhode Island | 6 | 2 |

| Average RPI Win: | 204 | WON-LOST | WINNING | LAST 15 | STRENGTH OF | OPP. STRENGTH | TEAM | ADJ | CONF. | ADJ CONF. | |
|-------------------|----------|-----------|-----------|----------------|-------------|-----------------|-------|-------------|-------|---------------|-------|
| Average RPI Loss: | 160 | RECORD | PCT. RANK | GAMES | SCHEDULE | OF SCHEDULE | RPI | RPI | RPI | RPI | |
| DIV. I ONLY | 24-25-0 | .4898 | 153 | 4-11-0 | 233 | 238 | 187 | .48313 | 187 | 20 | 20 |
| DIV. I NON-CONF. | 12-12-0 | .5 | 148 | 2-1-0 | 171 | 286 | 121 | .51022 | 121 | 18 | 17 |
| <hr/> | | | | | | | | | | | |
| TOTALS | RPI 1-25 | RPI 26-50 | | W-L RECORDS | | RPI 51-100 | | RPI 101-150 | | RPI 150+ | |
| 24-25-0 | 0-0-0 | 0-0-0 | | OVERALL | | 4-6-0 | | 2-5-0 | | 18-14-0 | |
| 9-6-0 | 0-0-0 | 0-0-0 | | HOME | | 2-2-0 | | 0-4-0 | | 7-0-0 | |
| 11-18-0 | 0-0-0 | 0-0-0 | | AWAY | | 2-4-0 | | 2-1-0 | | 7-13-0 | |
| 4-1-0 | 0-0-0 | 0-0-0 | | NEUTRAL | | 0-0-0 | | 0-0-0 | | 4-1-0 | |
| 12-12-0 | 0-0-0 | 0-0-0 | | NON-CONFERENCE | | 2-2-0 | | 2-2-0 | | 8-8-0 | |
| 2-1-0 | 0-0-0 | 0-0-0 | | HOME | | 1-0-0 | | 0-1-0 | | 1-0-0 | |
| 6-10-0 | 0-0-0 | 0-0- | | AWAY | | 1-2-0 | | 2-1-0 | | 3-7-0 | |
| 4-1-0 | 0-0-0 | 0-0-0 | | NEUTRAL | | 0-0-0 | | 0-0-0 | | 4-1-0 | |
| 12-13-0 | 0-0-0 | 0-0-0 | | CONFERENCE | | 2-4-0 | | 0-3-0 | | 10-6-0 | |
| 7-5-0 | 0-0-0 | 0-0-0 | | HOME | | 1-2-0 | | 0-3-0 | | 6-0-0 | |
| 5-8-0 | 0-0-0 | 0-0-0 | | AWAY | | 1-2-0 | | 0-0-0 | | 4-6-0 | |
| 0-0-0 | 0-0-0 | 0-0-0 | | NEUTRAL | | 0-0-0 | | 0-0-0 | | 0-0-0 | |
| RPI | S | Opponent | Score | RPI | S | Opponent | Score | RPI | S | Opponent | Score |
| | | | | | | 55 H Ball St. | 5 2 | 112 A | | Wright St. | 9 5 |
| | | | | | | 55 H Ball St. | 3 5 | 112 H | | Wright St. | 1 3 |
| | | | | | | 55 H Ball St. | 3 4 | 129 A | | Pittsburgh | 7 5 |
| | | | | | | 76 A Canisius | 8 5 | 129 A | | Pittsburgh | 8 11 |
| | | | | | | 76 H Canisius | 2 1 | 138 H | | Bowling Green | 5 11 |
| | | | | | | 84 A Duke | 2 5 | 138 H | | Bowling Green | 7 9 |
| | | | | | | 96 A Miami (OH) | 3 5 | 138 H | | Bowling Green | 1 8 |
| | | | | | | 96 A Miami (OH) | 7 5 | 152 N | | Saint Louis | 2 1 |
| | | | | | | 96 A Miami (OH) | 0 6 | 168 A | | Cincinnati | 2 4 |
| | | | | | | 100 A Ohio St. | 5 6 | 168 A | | Cincinnati | 8 0 |
| | | | | | | | | 168 A | | Cincinnati | 5 8 |
| | | | | | | | | 170 A | | Buffalo | 6 11 |
| | | | | | | | | 170 A | | Buffalo | 3 6 |
| | | | | | | | | 170 A | | Buffalo | 2 3 |
| | | | | | | | | 185 A | | Toledo | 7 6 |
| | | | | | | | | 185 A | | Toledo | 3 4 |
| | | | | | | | | 185 A | | Toledo | 3 2 |
| | | | | | | | | 209 A | | Western Mich. | 8 2 |
| | | | | | | | | 210 A | | Winthrop | 2 6 |
| | | | | | | | | 210 A | | Winthrop | 5 6 |
| | | | | | | | | 213 A | | Northern Ill. | 1 4 |
| | | | | | | | | 213 A | | Northern Ill. | 7 4 |
| | | | | | | | | 213 A | | Northern Ill. | 0 2 |
| | | | | | | | | 214 A | | Marshall | 2 5 |
| | | | | | | | | 238 A | | Austin Peay | 10 0 |
| | | | | | | | | 245 A | | Delaware St. | 0 4 |
| | | | | | | | | 245 A | | Delaware St. | 11 10 |
| | | | | LAST 15 GAMES | | | | | | | |
| | | | | 213 A | | Northern Ill. | 0 2 | 170 A | | Buffalo | 6 11 |
| | | | | 213 A | | Northern Ill. | 1 4 | 170 A | | Buffalo | 3 6 |
| | | | | 213 A | | Northern Ill. | 7 4 | 170 A | | Buffalo | 2 3 |
| | | | | 55 H | | Ball St. | 3 5 | | | | |
| | | | | 55 H | | Ball St. | 3 4 | | | | |

Non-Div. I Games:

Akron

| | | | | |
|-----|---|------------|---|---|
| 55 | H | Ball St. | 5 | 2 |
| 112 | A | Wright St. | 9 | 5 |

| RPI | S | Opponent | Score | |
|-----|---|----------------|-------|----|
| 245 | A | Delaware St. | 1 | 13 |
| 249 | N | La Salle | 8 | 7 |
| 249 | N | La Salle | 7 | 1 |
| 273 | H | Eastern Mich. | 10 | 5 |
| 273 | H | Eastern Mich. | 6 | 0 |
| 273 | H | Eastern Mich. | 6 | 3 |
| 280 | H | Youngstown St. | 5 | 0 |
| 285 | N | Milwaukee | 13 | 5 |
| 285 | N | Milwaukee | 4 | 10 |
| 292 | H | Ohio | 5 | 4 |
| 292 | H | Ohio | 7 | 1 |
| 292 | H | Ohio | 8 | 0 |

| Average RPI Win: | 180 | WON-LOST RECORD | WINNING PCT. RANK | LAST 15 GAMES | STRENGTH OF SCHEDULE | OPP. STRENGTH OF SCHEDULE | TEAM RPI | ADJ RPI | CONF. RPI | ADJ CONF. RPI | | | | | |
|------------------|----------|--------------------|----------------------|------------------|-------------------------|------------------------------|-------------|-------------|--------------|-------------------|-------|-----|---|--------------------|-------|
| DIV. I ONLY | | 20-27-0 | .42553 | 205 | 4-11-0 | 171 | 103 | 188 | .4829 | 188 | 5 | 5 | | | |
| DIV. I NON-CONF. | | 15-14-0 | .51724 | 142 | 2-4-0 | 247 | 215 | 204 | .47782 | 202 | 5 | 5 | | | |
| <hr/> | | | | | | | | | | | | | | | |
| TOTALS | RPI 1-25 | RPI 26-50 | | W-L RECORDS | | RPI 51-100 | | RPI 101-150 | | RPI 150+ | | | | | |
| 20-27-0 | 0-6-0 | 0-4-0 | | OVERALL | | 4-6-0 | | 3-4-0 | | 13-7-0 | | | | | |
| 10-9-0 | 0-0-0 | 0-3-0 | | HOME | | 2-1-0 | | 1-1-0 | | 7-4-0 | | | | | |
| 6-18-0 | 0-6-0 | 0-1-0 | | AWAY | | 1-5-0 | | 1-3-0 | | 4-3-0 | | | | | |
| 4-0-0 | 0-0-0 | 0-0-0 | | NEUTRAL | | 1-0-0 | | 1-0-0 | | 2-0-0 | | | | | |
| 15-14-0 | 0-3-0 | 0-1-0 | | NON-CONFERENCE | | 1-0-0 | | 3-4-0 | | 11-6-0 | | | | | |
| 8-5-0 | 0-0-0 | 0-0-0 | | HOME | | 0-0-0 | | 1-1-0 | | 7-4-0 | | | | | |
| 3-9-0 | 0-3-0 | 0-0- | | AWAY | | 0-0-0 | | 1-3-0 | | 2-2-0 | | | | | |
| 4-0-0 | 0-0-0 | 0-0-0 | | NEUTRAL | | 1-0-0 | | 1-0-0 | | 2-0-0 | | | | | |
| 5-13-0 | 0-3-0 | 0-3-0 | | CONFERENCE | | 3-6-0 | | 0-0-0 | | 2-1-0 | | | | | |
| 2-4-0 | 0-0-0 | 0-3-0 | | HOME | | 2-1-0 | | 0-0-0 | | 0-0-0 | | | | | |
| 3-9-0 | 0-3-0 | 0-0-0 | | AWAY | | 1-5-0 | | 0-0-0 | | 2-1-0 | | | | | |
| 0-0-0 | 0-0-0 | 0-0-0 | | NEUTRAL | | 0-0-0 | | 0-0-0 | | 0-0-0 | | | | | |
| RPI | S | Opponent | Score | RPI | S | Opponent | Score | RPI | S | Opponent | Score | RPI | S | Opponent | Score |
| 16 | A | Cal Poly | 3 5 | 26 | H | UC Irvine | 1 4 | 52 | H | Long Beach St. | 7 5 | 131 | H | Sacramento St. | 7 15 |
| 16 | A | Cal Poly | 0 8 | 26 | H | UC Irvine | 1 3 | 52 | H | Long Beach St. | 8 4 | 132 | A | Nevada | 5 6 |
| 16 | A | Cal Poly | 1 9 | 26 | H | UC Irvine | 2 4 | 52 | H | Long Beach St. | 0 2 | 132 | H | Nevada | 4 3 |
| 23 | A | Washington | 1 2 | 32 | A | Stanford | 6 7 | 69 | A | UC Riverside | 2 4 | 139 | N | Pacific | 4 3 |
| 23 | A | Washington | 1 4 | | | | | 69 | A | UC Riverside | 9 12 | 148 | A | Gonzaga | 1 2 |
| 23 | A | Washington | 3 8 | | | | | 69 | A | UC Riverside | 6 7 | 148 | A | Gonzaga | 7 2 |
| | | | | | | | | 86 | A | Cal St. Fullerton | 1 9 | 148 | A | Gonzaga | 2 5 |
| | | | | | | | | 86 | A | Cal St. Fullerton | 1 7 | 159 | A | Santa Clara | 3 2 |
| | | | | | | | | 86 | A | Cal St. Fullerton | 3 1 | 175 | A | Cal St. Northridge | 11 0 |
| | | | | | | | | 98 | N | Kansas St. | 10 5 | 175 | A | Cal St. Northridge | 3 2 |
| | | | | | | | | | | | | 175 | A | Cal St. Northridge | 6 13 |
| | | | | | | | | | | | | 192 | A | San Jose St. | 5 2 |
| | | | | | | | | | | | | 192 | A | San Jose St. | 3 4 |
| | | | | | | | | | | | | 192 | H | San Jose St. | 9 5 |
| | | | | | | | | | | | | 206 | H | Seattle | 5 17 |
| | | | | | | | | | | | | 206 | H | Seattle | 4 3 |
| | | | | | | | | | | | | 206 | H | Seattle | 1 2 |
| | | | | | | | | | | | | 206 | H | Seattle | 3 4 |
| | | | | | | | | | | | | 254 | N | Portland | 11 2 |
| | | | | | | | | | | | | 254 | N | Portland | 8 7 |
| | | | | | | | | | | | | 255 | H | New Mexico St. | 4 0 |
| | | | | | | | | | | | | 255 | H | New Mexico St. | 5 1 |
| | | | | | | | | | | | | 255 | H | New Mexico St. | 6 5 |
| | | | | | | | | | | | | 263 | A | St. Mary's (CA) | 1 5 |
| | | | | | | | | | | | | 263 | H | St. Mary's (CA) | 3 1 |
| | | | | | | | | | | | | 263 | H | St. Mary's (CA) | 4 1 |
| | | | | LAST 15 GAMES | | | | | | | | | | | |
| | | | | 148 | A | Gonzaga | 2 5 | 26 | H | UC Irvine | 1 3 | | | | |
| | | | | 148 | A | Gonzaga | 1 2 | 26 | H | UC Irvine | 2 4 | | | | |
| | | | | 148 | A | Gonzaga | 7 2 | 26 | H | UC Irvine | 1 4 | | | | |
| | | | | 132 | A | Nevada | 5 6 | | | | | | | | |
| | | | | 175 | A | Cal St. Northridge | 3 2 | | | | | | | | |

Non-Div. I Games:

UC Davis

| | | |
|--------------------------|----|----|
| 175 A Cal St. Northridge | 11 | 0 |
| 175 A Cal St. Northridge | 6 | 13 |

U
C
D
a
v
i
s

U
C
D
a
v
i
s

| Average RPI Win: 194 | | WON-LOST | WINNING | LAST 15 | STRENGTH OF | | OPP. STRENGTH | TEAM | ADJ | | CONF. | ADJ CONF. | | | | | | | |
|-----------------------|-------|----------|-----------|----------------|-------------|---------------|---------------|---------------|-------------|--------------------|----------|---------------|----|-----------------|------|-----|---|---------------|------|
| Average RPI Loss: 143 | | RECORD | PCT. RANK | GAMES | SCHEDULE | | OF SCHEDULE | RPI | RPI | RPI | RPI | | | | | | | | |
| DIV. I ONLY | | 23-25-0 | .47917 | 163 | 8-7-0 | | 243 | 150 | 189 | .48269 | 189 | 13 | 13 | | | | | | |
| DIV. I NON-CONF. | | 15-15-0 | .5 | 148 | 4-2-0 | | 280 | 159 | 218 | .47163 | 217 | 13 | 13 | | | | | | |
| TOTALS | | RPI 1-25 | RPI 26-50 | | W-L RECORDS | | RPI 51-100 | | RPI 101-150 | | RPI 150+ | | | | | | | | |
| 23-25-0 | 0-0-0 | 0-4-0 | | OVERALL | | 2-4-0 | | 6-4-0 | | 15-13-0 | | | | | | | | | |
| 8-7-0 | 0-0-0 | 0-1-0 | | HOME | | 0-3-0 | | 5-3-0 | | 3-0-0 | | | | | | | | | |
| 12-15-0 | 0-0-0 | 0-3-0 | | AWAY | | 2-1-0 | | 0-1-0 | | 10-9-0 | | | | | | | | | |
| 3-3-0 | 0-0-0 | 0-0-0 | | NEUTRAL | | 0-0-0 | | 1-0-0 | | 2-3-0 | | | | | | | | | |
| 15-15-0 | 0-0-0 | 0-4-0 | | NON-CONFERENCE | | 0-0-0 | | 4-3-0 | | 11-8-0 | | | | | | | | | |
| 6-3-0 | 0-0-0 | 0-1-0 | | HOME | | 0-0-0 | | 3-2-0 | | 3-0-0 | | | | | | | | | |
| 6-9-0 | 0-0-0 | 0-0- | | AWAY | | 0-0-0 | | 0-1-0 | | 6-5-0 | | | | | | | | | |
| 3-3-0 | 0-0-0 | 0-0-0 | | NEUTRAL | | 0-0-0 | | 1-0-0 | | 2-3-0 | | | | | | | | | |
| 8-10-0 | 0-0-0 | 0-0-0 | | CONFERENCE | | 2-4-0 | | 2-1-0 | | 4-5-0 | | | | | | | | | |
| 2-4-0 | 0-0-0 | 0-0-0 | | HOME | | 0-3-0 | | 2-1-0 | | 0-0-0 | | | | | | | | | |
| 6-6-0 | 0-0-0 | 0-0-0 | | AWAY | | 2-1-0 | | 0-0-0 | | 4-5-0 | | | | | | | | | |
| 0-0-0 | 0-0-0 | 0-0-0 | | NEUTRAL | | 0-0-0 | | 0-0-0 | | 0-0-0 | | | | | | | | | |
| RPI | S | Opponent | Score | RPI | S | Opponent | Score | RPI | S | Opponent | Score | | | | | | | | |
| | | | | 35 | A | Texas A&M | 2 10 | 73 | A | Col. of Charleston | 0 3 | 117 | H | UConn | 0 2 | | | | |
| | | | | 35 | A | Texas A&M | 2 11 | 73 | A | Col. of Charleston | 4 3 | 126 | N | Central Mich. | 7 5 | | | | |
| | | | | 35 | A | Texas A&M | 0 1 | 73 | A | Col. of Charleston | 5 3 | 127 | A | Virginia Tech | 5 12 | | | | |
| | | | | 36 | H | Bryant | 0 3 | 85 | H | William & Mary | 3 5 | 128 | H | Hartford | 4 3 | | | | |
| | | | | | | | | 85 | H | William & Mary | 2 3 | 136 | H | Towson | 3 2 | | | | |
| | | | | | | | | 85 | H | William & Mary | 6 8 | 136 | H | Towson | 7 4 | | | | |
| | | | | | | | | | | | | 136 | H | Towson | 1 3 | | | | |
| | | | | | | | | | | | | 146 | H | Fairfield | 2 3 | | | | |
| | | | | | | | | | | | | 149 | H | Boston College | 7 0 | | | | |
| | | | | | | | | | | | | 149 | H | Boston College | 4 3 | | | | |
| | | | | | | | | | | | | 153 | A | Delaware | 7 8 | | | | |
| | | | | | | | | | | | | 153 | A | Delaware | 2 12 | | | | |
| | | | | | | | | | | | | 153 | A | Delaware | 0 1 | | | | |
| | | | | | | | | | | | | 174 | A | Houston Baptist | 5 8 | | | | |
| | | | | | | | | | | | | 174 | A | Houston Baptist | 7 4 | | | | |
| | | | | | | | | | | | | 174 | A | Houston Baptist | 0 7 | | | | |
| | | | | | | | | | | | | 191 | A | James Madison | 17 1 | | | | |
| | | | | | | | | | | | | 191 | A | James Madison | 8 4 | | | | |
| | | | | | | | | | | | | 191 | A | James Madison | 2 3 | | | | |
| | | | | | | | | | | | | 194 | A | Notre Dame | 6 2 | | | | |
| | | | | | | | | | | | | 194 | A | Notre Dame | 4 8 | | | | |
| | | | | | | | | | | | | 194 | A | Notre Dame | 4 0 | | | | |
| | | | | | | | | | | | | 209 | N | Western Mich. | 1 2 | | | | |
| | | | | | | | | | | | | 229 | A | Hofstra | 12 5 | | | | |
| | | | | | | | | | | | | 229 | A | Hofstra | 10 2 | | | | |
| | | | | | | | | | | | | 229 | A | Hofstra | 8 10 | | | | |
| | | | | | | | | | | | | 230 | N | Maine | 5 6 | | | | |
| LAST 15 GAMES | | | | LAST 15 GAMES | | | | LAST 15 GAMES | | | | LAST 15 GAMES | | | | | | | |
| | | | | 191 | A | James Madison | 17 1 | 128 | H | Hartford | 4 3 | 191 | A | James Madison | 8 4 | 194 | A | Notre Dame | 4 0 |
| | | | | 191 | A | James Madison | 8 4 | 194 | A | Notre Dame | 4 0 | 194 | A | Notre Dame | 6 2 | 127 | A | Virginia Tech | 5 12 |
| | | | | 191 | A | James Madison | 2 3 | 194 | A | Notre Dame | 6 2 | 229 | A | Hofstra | 10 2 | 229 | A | Hofstra | 8 10 |
| | | | | 127 | A | Virginia Tech | 5 12 | | | | | 229 | A | Hofstra | 10 2 | | | | |
| | | | | 229 | A | Hofstra | 10 2 | | | | | 230 | N | Maine | 5 6 | | | | |

Non-Div. I Games:

Northeastern

| | | | | |
|-----|---|---------|----|----|
| 229 | A | Hofstra | 8 | 10 |
| 229 | A | Hofstra | 12 | 5 |

| RPI | S | Opponent | Score | |
|-----|---|-----------------|-------|----|
| 234 | N | Presbyterian | 12 | 11 |
| 234 | N | Presbyterian | 3 | 4 |
| 243 | A | Villanova | 5 | 2 |
| 243 | A | Villanova | 3 | 8 |
| 243 | A | Villanova | 4 | 1 |
| 246 | A | Massachusetts | 3 | 5 |
| 270 | A | Rhode Island | 6 | 0 |
| 274 | H | Niagara | 7 | 0 |
| 274 | H | Niagara | 2 | 1 |
| 274 | H | Niagara | 6 | 2 |
| 283 | N | St. Bonaventure | 7 | 2 |

Northeastern

N
o
r
t
h
e
a
s
t
e
r
n

N
o
r
t
h
e
a
s
t
e
r
n

| Average RPI Win: 168 | | WON-LOST | WINNING | LAST 15 | STRENGTH OF | | OPP. STRENGTH | TEAM | ADJ | | CONF. | ADJ CONF. |
|-----------------------|----------|----------|-----------|--------------|----------------|-------|----------------|-------|-------------|-----------------|----------|-----------|
| Average RPI Loss: 126 | | RECORD | PCT. RANK | GAMES | SCHEDULE | | OF SCHEDULE | RPI | RPI | | RPI | RPI |
| DIV. I ONLY | | 21-24-0 | .46667 | 171 | 7-8-0 | | 158 | 137 | 190 | | 12 | 12 |
| DIV. I NON-CONF. | | 13-11-0 | .54167 | 120 | 1-1-0 | | 241 | 80 | 192 | | 19 | 19 |
| TOTALS | | RPI 1-25 | RPI 26-50 | | W-L RECORDS | | RPI 51-100 | | RPI 101-150 | | RPI 150+ | |
| 21-24-0 | | 0-0-0 | 0-3-0 | | OVERALL | | 5-10-0 | | 6-1-0 | | 10-10-0 | |
| 16-10-0 | | 0-0-0 | 0-0-0 | | HOME | | 3-7-0 | | 3-0-0 | | 10-3-0 | |
| 4-13-0 | | 0-0-0 | 0-3-0 | | AWAY | | 2-3-0 | | 2-1-0 | | 0-6-0 | |
| 1-1-0 | | 0-0-0 | 0-0-0 | | NEUTRAL | | 0-0-0 | | 1-0-0 | | 0-1-0 | |
| 13-11-0 | | 0-0-0 | 0-3-0 | | NON-CONFERENCE | | 4-4-0 | | 1-0-0 | | 8-4-0 | |
| 10-4-0 | | 0-0-0 | 0-0-0 | | HOME | | 2-2-0 | | 0-0-0 | | 8-2-0 | |
| 2-6-0 | | 0-0-0 | 0-0- | | AWAY | | 2-2-0 | | 0-0-0 | | 0-1-0 | |
| 1-1-0 | | 0-0-0 | 0-0-0 | | NEUTRAL | | 0-0-0 | | 1-0-0 | | 0-1-0 | |
| 8-13-0 | | 0-0-0 | 0-0-0 | | CONFERENCE | | 1-6-0 | | 5-1-0 | | 2-6-0 | |
| 6-6-0 | | 0-0-0 | 0-0-0 | | HOME | | 1-5-0 | | 3-0-0 | | 2-1-0 | |
| 2-7-0 | | 0-0-0 | 0-0-0 | | AWAY | | 0-1-0 | | 2-1-0 | | 0-5-0 | |
| 0-0-0 | | 0-0-0 | 0-0-0 | | NEUTRAL | | 0-0-0 | | 0-0-0 | | 0-0-0 | |
| RPI S | Opponent | Score | RPI S | Opponent | Score | RPI S | Opponent | Score | RPI S | Opponent | Score | |
| | | | 34 A | Georgia Tech | 3 7 | 51 H | High Point | 4 7 | 103 A | Ga. Southern | 6 2 | |
| | | | 34 A | Georgia Tech | 3 12 | 57 H | Western Caro. | 1 3 | 103 A | Ga. Southern | 6 10 | |
| | | | 34 A | Georgia Tech | 0 7 | 57 H | Western Caro. | 12 13 | 103 A | Ga. Southern | 8 7 | |
| | | | | | | 57 H | Western Caro. | 4 5 | 121 N | Minnesota | 4 1 | |
| | | | | | | 71 A | East Carolina | 6 5 | 145 H | Elon | 12 3 | |
| | | | | | | 71 H | East Carolina | 3 4 | 145 H | Elon | 13 4 | |
| | | | | | | 82 H | Samford | 8 6 | 145 H | Elon | 5 1 | |
| | | | | | | 82 H | Samford | 7 14 | 181 H | Furman | 7 15 | |
| | | | | | | 82 H | Samford | 3 16 | 181 H | Furman | 14 8 | |
| | | | | | | 84 A | Duke | 0 2 | 181 H | Furman | 8 6 | |
| | | | | | | 84 H | Duke | 9 8 | 183 A | Appalachian St. | 4 15 | |
| | | | | | | 90 A | Davidson | 6 7 | 183 A | Appalachian St. | 2 4 | |
| | | | | | | 94 A | Wake Forest | 4 2 | 186 A | Coastal Caro. | 0 3 | |
| | | | | | | 94 H | Wake Forest | 11 10 | 205 A | Wofford | 1 2 | |
| | | | | | | 97 A | UNC Wilmington | 2 5 | 205 A | Wofford | 4 8 | |
| | | | | | | | | | 205 A | Wofford | 4 5 | |
| | | | | | | | | | 224 H | Princeton | 11 1 | |
| | | | | | | | | | 224 H | Princeton | 1 11 | |
| | | | | | | | | | 224 H | Princeton | 11 10 | |
| | | | | | | | | | 225 H | Georgetown | 14 3 | |
| | | | | | | | | | 225 H | Georgetown | 7 1 | |
| | | | | | | | | | 225 H | Georgetown | 10 9 | |
| | | | | | | | | | 256 N | UMBC | 0 2 | |
| | | | | | | | | | 259 H | UNC Asheville | 4 7 | |
| | | | | | | | | | 278 H | N.C. A&T | 8 7 | |
| | | | | | | | | | 278 H | N.C. A&T | 13 8 | |
| | | | | | | | | | 294 H | UMES | 16 5 | |
| LAST 15 GAMES | | | 205 A | Wofford | 4 8 | 145 H | Elon | 12 3 | 256 N | UMBC | 0 2 | |
| | | | 205 A | Wofford | 1 2 | 145 H | Elon | 5 1 | 259 H | UNC Asheville | 4 7 | |
| | | | 205 A | Wofford | 4 5 | 84 A | Duke | 0 2 | 278 H | N.C. A&T | 8 7 | |
| | | | 82 H | Samford | 7 14 | | | | 278 H | N.C. A&T | 13 8 | |
| | | | 82 H | Samford | 8 6 | | | | 294 H | UMES | 16 5 | |

Non-Div. I Games:

UNC Greensboro

| | | |
|--------------|----|----|
| 82 H Samford | 3 | 16 |
| 145 H Elon | 13 | 4 |

U
N
C
G
r
e
e
n
s
b
o
r
o

U
N
C
G
r
e
e
n
s
b
o
r
o

| Average RPI Win: | 158 | WON-LOST RECORD | WINNING PCT. RANK | LAST 15 GAMES | STRENGTH OF SCHEDULE | OPP. STRENGTH OF SCHEDULE | TEAM RPI | ADJ RPI | CONF. RPI | ADJ CONF. RPI | | |
|------------------|----------|-----------------|-------------------|----------------|----------------------|---------------------------|----------|-------------|-----------|--------------------|-------|----|
| DIV. I ONLY | | 16-31-0 | .34043 | 258 | 4-11-0 | 39 | 177 | 191 | .4821 | 191 | 13 | 13 |
| DIV. I NON-CONF. | | 9-21-0 | .3 | 258 | 1-4-0 | 37 | 164 | 211 | .47452 | 210 | 13 | 13 |
| <hr/> | | | | | | | | | | | | |
| TOTALS | RPI 1-25 | RPI 26-50 | | W-L RECORDS | | RPI 51-100 | | RPI 101-150 | | RPI 150+ | | |
| 16-31-0 | 0-2-0 | 1-5-0 | | OVERALL | | 4-11-0 | | 2-6-0 | | 9-7-0 | | |
| 8-14-0 | 0-1-0 | 0-1-0 | | HOME | | 3-5-0 | | 0-1-0 | | 5-6-0 | | |
| 6-15-0 | 0-1-0 | 1-2-0 | | AWAY | | 1-6-0 | | 2-5-0 | | 2-1-0 | | |
| 2-2-0 | 0-0-0 | 0-2-0 | | NEUTRAL | | 0-0-0 | | 0-0-0 | | 2-0-0 | | |
| 9-21-0 | 0-2-0 | 1-5-0 | | NON-CONFERENCE | | 2-5-0 | | 0-5-0 | | 6-4-0 | | |
| 5-9-0 | 0-1-0 | 0-1-0 | | HOME | | 1-2-0 | | 0-1-0 | | 4-4-0 | | |
| 2-10-0 | 0-1-0 | 1-0- | | AWAY | | 1-3-0 | | 0-4-0 | | 0-0-0 | | |
| 2-2-0 | 0-0-0 | 0-2-0 | | NEUTRAL | | 0-0-0 | | 0-0-0 | | 2-0-0 | | |
| 7-10-0 | 0-0-0 | 0-0-0 | | CONFERENCE | | 2-6-0 | | 2-1-0 | | 3-3-0 | | |
| 3-5-0 | 0-0-0 | 0-0-0 | | HOME | | 2-3-0 | | 0-0-0 | | 1-2-0 | | |
| 4-5-0 | 0-0-0 | 0-0-0 | | AWAY | | 0-3-0 | | 2-1-0 | | 2-1-0 | | |
| 0-0-0 | 0-0-0 | 0-0-0 | | NEUTRAL | | 0-0-0 | | 0-0-0 | | 0-0-0 | | |
| <hr/> | | | | | | | | | | | | |
| RPI | S | Opponent | Score | RPI | S | Opponent | Score | RPI | S | Opponent | Score | |
| 1 | A | Virginia | 2 13 | 29 | N | West Virginia | 1 5 | 71 | A | East Carolina | 5 6 | |
| 1 | H | Virginia | 3 9 | 30 | N | UNLV | 1 2 | 71 | A | East Carolina | 5 2 | |
| | | | | 31 | A | Maryland | 6 3 | 71 | A | East Carolina | 2 4 | |
| | | | | 31 | H | Maryland | 6 13 | 73 | A | Col. of Charleston | 2 6 | |
| | | | | 46 | A | Clemson | 0 8 | 73 | A | Col. of Charleston | 2 12 | |
| | | | | 46 | A | Clemson | 4 9 | 73 | A | Col. of Charleston | 0 5 | |
| | | | | | | | | 85 | H | William & Mary | 9 8 | |
| | | | | | | | | 85 | H | William & Mary | 6 24 | |
| | | | | | | | | 85 | H | William & Mary | 5 13 | |
| | | | | | | | | 87 | H | Seton Hall | 4 19 | |
| | | | | | | | | 87 | H | Seton Hall | 4 15 | |
| | | | | | | | | 87 | H | Seton Hall | 11 3 | |
| | | | | | | | | 91 | A | Radford | 5 14 | |
| | | | | | | | | 97 | H | UNC Wilmington | 4 6 | |
| | | | | | | | | 97 | H | UNC Wilmington | 6 5 | |
| | | | | LAST 15 GAMES | | | | | | | | |
| | | | | 189 | H | Northeastern | 1 17 | 136 | A | Towson | 3 2 | |
| | | | | 189 | H | Northeastern | 4 8 | 136 | A | Towson | 7 2 | |
| | | | | 189 | H | Northeastern | 3 2 | 136 | A | Towson | 12 15 | |
| | | | | 30 | N | UNLV | 1 2 | | | | | |
| | | | | 46 | A | Clemson | 4 9 | | | | | |
| | | | | | | | | | | | | |
| | | | | | | | | 229 | A | Hofstra | 8 17 | |
| | | | | | | | | 229 | A | Hofstra | 16 15 | |
| | | | | | | | | 212 | H | Cornell | 8 14 | |
| | | | | | | | | 212 | H | Cornell | 8 5 | |
| | | | | | | | | 214 | N | Marshall | 8 5 | |
| | | | | | | | | 223 | H | Longwood | 14 7 | |
| | | | | | | | | 229 | A | Hofstra | 8 3 | |
| | | | | | | | | 229 | A | Hofstra | 2 5 | |
| | | | | | | | | 270 | N | Rhode Island | 9 4 | |
| | | | | | | | | | | | 8 4 | |

Non-Div. I Games:

James Madison

| | | | | |
|----|---|----------|---|---|
| 46 | A | Clemson | 0 | 8 |
| 31 | A | Maryland | 6 | 3 |

J
a
m
e
s
M
a
d
i
s
o
n

J
a
m
e
s
M
a
d
i
s
o
n

| Average RPI Win: | | 124 | WON-LOST RECORD | | WINNING PCT. RANK | | LAST 15 GAMES | | STRENGTH OF SCHEDULE | | OPP. STRENGTH OF SCHEDULE | | TEAM RPI | | ADJ RPI | | CONF. RPI | | ADJ CONF. RPI | |
|-------------------|---|------------|-----------------|-----------|-------------------|----------------|---------------|---------------|----------------------|-------------|---------------------------|----------|----------|------------------|------------|-------|-----------|--|---------------|--|
| Average RPI Loss: | | 94 | | | | | | | | | | | | | | | | | | |
| DIV. I ONLY | | | 17-36-0 | | .32075 262 | | 5-10-0 | | 43 | | 141 | | 192 | | .48076 192 | | 9 | | 9 | |
| DIV. I NON-CONF. | | | 7-16-0 | | .30435 257 | | 1-3-0 | | 121 | | 130 | | 238 | | .45914 237 | | 10 | | 10 | |
| TOTALS | | RPI 1-25 | | RPI 26-50 | | W-L RECORDS | | RPI 51-100 | | RPI 101-150 | | RPI 150+ | | | | | | | | |
| 17-36-0 | | 0-3-0 | | 4-9-0 | | OVERALL | | 4-8-0 | | 3-9-0 | | 6-7-0 | | | | | | | | |
| 8-19-0 | | 0-2-0 | | 2-5-0 | | HOME | | 3-6-0 | | 1-3-0 | | 2-3-0 | | | | | | | | |
| 9-17-0 | | 0-1-0 | | 2-4-0 | | AWAY | | 1-2-0 | | 2-6-0 | | 4-4-0 | | | | | | | | |
| 0-0-0 | | 0-0-0 | | 0-0-0 | | NEUTRAL | | 0-0-0 | | 0-0-0 | | 0-0-0 | | | | | | | | |
| 7-16-0 | | 0-3-0 | | 0-1-0 | | NON-CONFERENCE | | 1-2-0 | | 1-5-0 | | 5-5-0 | | | | | | | | |
| 3-9-0 | | 0-2-0 | | 0-1-0 | | HOME | | 1-2-0 | | 0-1-0 | | 2-3-0 | | | | | | | | |
| 4-7-0 | | 0-1-0 | | 0-0- | | AWAY | | 0-0-0 | | 1-4-0 | | 3-2-0 | | | | | | | | |
| 0-0-0 | | 0-0-0 | | 0-0-0 | | NEUTRAL | | 0-0-0 | | 0-0-0 | | 0-0-0 | | | | | | | | |
| 10-20-0 | | 0-0-0 | | 4-8-0 | | CONFERENCE | | 3-6-0 | | 2-4-0 | | 1-2-0 | | | | | | | | |
| 5-10-0 | | 0-0-0 | | 2-4-0 | | HOME | | 2-4-0 | | 1-2-0 | | 0-0-0 | | | | | | | | |
| 5-10-0 | | 0-0-0 | | 2-4-0 | | AWAY | | 1-2-0 | | 1-2-0 | | 1-2-0 | | | | | | | | |
| 0-0-0 | | 0-0-0 | | 0-0-0 | | NEUTRAL | | 0-0-0 | | 0-0-0 | | 0-0-0 | | | | | | | | |
| RPI | S | Opponent | | Score | | RPI | S | Opponent | | Score | | RPI | S | Opponent | | Score | | | | |
| 16 | A | Cal Poly | | 5 | 12 | 30 | A | UNLV | | 4 | 3 | 53 | A | New Mexico | | 4 | 9 | | | |
| 16 | H | Cal Poly | | 3 | 5 | 30 | A | UNLV | | 1 | 2 | 53 | A | New Mexico | | 8 | 5 | | | |
| 23 | H | Washington | | 0 | 7 | 30 | A | UNLV | | 1 | 9 | 53 | A | New Mexico | | 1 | 10 | | | |
| | | | | | | 30 | H | UNLV | | 3 | 2 | 53 | H | New Mexico | | 2 | 5 | | | |
| | | | | | | 30 | H | UNLV | | 1 | 2 | 53 | H | New Mexico | | 6 | 11 | | | |
| | | | | | | 30 | H | UNLV | | 2 | 18 | 53 | H | New Mexico | | 2 | 14 | | | |
| | | | | | | 32 | H | Stanford | | 3 | 9 | 63 | H | UC Santa Barbara | | 1 | 10 | | | |
| | | | | | | 49 | A | San Diego St. | | 3 | 14 | 63 | H | UC Santa Barbara | | 2 | 3 | | | |
| | | | | | | 49 | A | San Diego St. | | 9 | 5 | 63 | H | UC Santa Barbara | | 7 | 5 | | | |
| | | | | | | 49 | A | San Diego St. | | 2 | 3 | 99 | H | Fresno St. | | 5 | 2 | | | |
| | | | | | | 49 | H | San Diego St. | | 8 | 13 | 99 | H | Fresno St. | | 0 | 8 | | | |
| | | | | | | 49 | H | San Diego St. | | 3 | 5 | 99 | H | Fresno St. | | 3 | 2 | | | |
| | | | | | | 49 | H | San Diego St. | | 6 | 4 | | | | | | | | | |
| | | | | | | LAST 15 GAMES | | | | | | | | | | | | | | |
| | | | | | | 226 | A | Air Force | | 9 | 10 | 263 | A | St. Mary's (CA) | | 6 | 3 | | | |
| | | | | | | 226 | A | Air Force | | 7 | 8 | 159 | H | Santa Clara | | 4 | 7 | | | |
| | | | | | | 226 | A | Air Force | | 4 | 2 | 49 | A | San Diego St. | | 3 | 14 | | | |
| | | | | | | 157 | A | San Francisco | | 3 | 6 | | | | | | | | | |
| | | | | | | 99 | H | Fresno St. | | 5 | 2 | | | | | | | | | |
| | | | | | | | | | | | | 226 | A | Air Force | | 7 | 8 | | | |
| | | | | | | | | | | | | 226 | A | Air Force | | 9 | 10 | | | |
| | | | | | | | | | | | | 263 | A | St. Mary's (CA) | | 6 | 3 | | | |
| | | | | | | | | | | | | 263 | H | St. Mary's (CA) | | 10 | 0 | | | |

Non-Div. I Games:

San Jose St.

| | | |
|-----------------|---|---|
| 99 H Fresno St. | 0 | 8 |
| 99 H Fresno St. | 3 | 2 |

S
a
n
J
o
s
e
S
t
.

S
a
n
J
o
s
e
S
t
.

| Average RPI Win: | 178 | WON-LOST RECORD | WINNING PCT. RANK | LAST 15 GAMES | STRENGTH OF SCHEDULE | OPP. STRENGTH OF SCHEDULE | TEAM RPI | ADJ RPI | CONF. RPI | ADJ CONF. RPI | | | | |
|------------------|----------|--------------------|----------------------|------------------|-------------------------|------------------------------|-----------------|-------------|--------------|------------------|---|-------------------|-------|----|
| DIV. I ONLY | | 25-26-0 | .4902 | 151 | 6-9-0 | 238 | 88 | 193 | .48032 | 193 | 6 | 6 | | |
| DIV. I NON-CONF. | | 21-12-0 | .63636 | 59 | 5-1-0 | 294 | 79 | 164 | .49759 | 164 | 6 | 7 | | |
| <hr/> | | | | | | | | | | | | | | |
| TOTALS | RPI 1-25 | RPI 26-50 | | W-L RECORDS | | RPI 51-100 | | RPI 101-150 | | RPI 150+ | | | | |
| 25-26-0 | 1-2-0 | 0-1-0 | | OVERALL | | 5-10-0 | | 3-8-0 | | 16-5-0 | | | | |
| 15-8-0 | 1-2-0 | 0-0-0 | | HOME | | 4-3-0 | | 0-0-0 | | 10-3-0 | | | | |
| 6-17-0 | 0-0-0 | 0-1-0 | | AWAY | | 1-7-0 | | 2-8-0 | | 3-1-0 | | | | |
| 4-1-0 | 0-0-0 | 0-0-0 | | NEUTRAL | | 0-0-0 | | 1-0-0 | | 3-1-0 | | | | |
| 21-12-0 | 0-0-0 | 0-1-0 | | NON-CONFERENCE | | 4-5-0 | | 2-3-0 | | 15-3-0 | | | | |
| 12-2-0 | 0-0-0 | 0-0-0 | | HOME | | 3-1-0 | | 0-0-0 | | 9-1-0 | | | | |
| 5-9-0 | 0-0-0 | 0-0- | | AWAY | | 1-4-0 | | 1-3-0 | | 3-1-0 | | | | |
| 4-1-0 | 0-0-0 | 0-0-0 | | NEUTRAL | | 0-0-0 | | 1-0-0 | | 3-1-0 | | | | |
| 4-14-0 | 1-2-0 | 0-0-0 | | CONFERENCE | | 1-5-0 | | 1-5-0 | | 1-2-0 | | | | |
| 3-6-0 | 1-2-0 | 0-0-0 | | HOME | | 1-2-0 | | 0-0-0 | | 1-2-0 | | | | |
| 1-8-0 | 0-0-0 | 0-0-0 | | AWAY | | 0-3-0 | | 1-5-0 | | 0-0-0 | | | | |
| 0-0-0 | 0-0-0 | 0-0-0 | | NEUTRAL | | 0-0-0 | | 0-0-0 | | 0-0-0 | | | | |
| RPI | S | Opponent | Score | | RPI | S | Opponent | Score | | RPI | S | Opponent | Score | |
| 17 | H | Indiana St. | 2 | 1 | 42 | A | Mississippi St. | 0 | 3 | 54 | A | Illinois | 1 | 10 |
| 17 | H | Indiana St. | 4 | 5 | | | | | | 54 | H | Illinois | 3 | 2 |
| 17 | H | Indiana St. | 4 | 5 | | | | | | 54 | H | Illinois | 6 | 5 |
| | | | | | | | | | | 54 | H | Illinois | 1 | 5 |
| | | | | | | | | | | 56 | H | Evansville | 4 | 8 |
| | | | | | | | | | | 56 | H | Evansville | 8 | 2 |
| | | | | | | | | | | 56 | H | Evansville | 2 | 4 |
| | | | | | | | | | | 58 | A | Illinois St. | 1 | 2 |
| | | | | | | | | | | 58 | A | Illinois St. | 3 | 4 |
| | | | | | | | | | | 58 | A | Illinois St. | 2 | 3 |
| | | | | | | | | | | 75 | A | Southeast Mo. St. | 4 | 5 |
| | | | | | | | | | | 75 | H | Southeast Mo. St. | 5 | 2 |
| | | | | | | | | | | 92 | A | Western Ky. | 4 | 6 |
| | | | | | | | | | | 92 | A | Western Ky. | 3 | 2 |
| | | | | | | | | | | 92 | A | Western Ky. | 1 | 6 |
| | | | | | | | | | | | | | | |
| | | | | | | | | | | | | | | |
| | | | | | | | | | | | | | | |
| | | | | | | | | | | | | | | |
| | | | | | | | | | | | | | | |
| | | | | | | | | | | | | | | |
| | | | | | | | | | | | | | | |
| | | | | | | | | | | | | | | |
| | | | | | | | | | | | | | | |
| | | | | | | | | | | | | | | |
| | | | | | | | | | | | | | | |
| | | | | | | | | | | | | | | |
| | | | | | | | | | | | | | | |
| | | | | | | | | | | | | | | |
| | | | | | | | | | | | | | | |
| | | | | | | | | | | | | | | |
| | | | | | | | | | | | | | | |
| | | | | | | | | | | | | | | |
| | | | | | | | | | | | | | | |
| | | | | | | | | | | | | | | |
| | | | | | | | | | | | | | | |
| | | | | | | | | | | | | | | |
| | | | | | | | | | | | | | | |
| | | | | | | | | | | | | | | |
| | | | | | | | | | | | | | | |
| | | | | | | | | | | | | | | |
| | | | | | | | | | | | | | | |
| | | | | | | | | | | | | | | |
| | | | | | | | | | | | | | | |
| | | | | | | | | | | | | | | |
| | | | | | | | | | | | | | | |
| | | | | | | | | | | | | | | |
| | | | | | | | | | | | | | | |
| | | | | | | | | | | | | | | |
| | | | | | | | | | | | | | | |
| | | | | | | | | | | | | | | |
| | | | | | | | | | | | | | | |
| | | | | | | | | | | | | | | |
| | | | | | | | | | | | | | | |
| | | | | | | | | | | | | | | |
| | | | | | | | | | | | | | | |
| | | | | | | | | | | | | | | |
| | | | | | | | | | | | | | | |
| | | | | | | | | | | | | | | |
| | | | | | | | | | | | | | | |
| | | | | | | | | | | | | | | |
| | | | | | | | | | | | | | | |
| | | | | | | | | | | | | | </ | |

Non-Div. I Games:

Southern Ill.

Southern Ill.

| | | | | |
|----|---|------------|---|----|
| 56 | H | Evansville | 2 | 4 |
| 54 | A | Illinois | 1 | 10 |

Through Games Of May 11, 2014

| RPI | S | Opponent | Score | |
|-----|---|------------------|-------|---|
| 284 | A | UT Martin | 6 | 2 |
| 284 | H | UT Martin | 16 | 5 |
| 300 | H | Mississippi Val. | 5 | 1 |
| 300 | H | Mississippi Val. | 8 | 2 |
| 300 | H | Mississippi Val. | 6 | 1 |

Southern Ill.

S
o
u
t
h
e
r
n
I
l
l
.

S
o
u
t
h
e
r
n
I
l
l
.

Notre Dame

| | | | | |
|-----|---|---------------|---|---|
| 31 | A | Maryland | 0 | 2 |
| 209 | H | Western Mich. | 4 | 6 |

N
o
t
r
e
D
a
m
e

N
o
t
r
e
D
a
m
e

| | | | | | | | | | | | |
|------------------|---------------|--------------------|----------------------|------------------|-------------------------|------------------------------|-------------------|------------|--------------|------------------|-------|
| Average RPI Win: | 172 | WON-LOST RECORD | WINNING PCT. RANK | LAST 15 GAMES | STRENGTH OF SCHEDULE | OPP. STRENGTH OF SCHEDULE | TEAM RPI | ADJ RPI | CONF. RPI | ADJ CONF. RPI | |
| DIV. I ONLY | | 24-26-0 | .48 160 | 6-9-0 | 173 | 161 | 195 | .47949 195 | 16 | 16 | |
| DIV. I NON-CONF. | | 13-14-0 | .48148 162 | 2-2-0 | 102 | 208 | 181 | .49008 181 | 14 | 14 | |
| <hr/> | | | | | | | | | | | |
| TOTALS | RPI 1-25 | RPI 26-50 | | W-L RECORDS | RPI 51-100 | | RPI 101-150 | | RPI 150+ | | |
| 24-26-0 | 0-0-0 | 3-1-0 | | OVERALL | 3-11-0 | | 1-2-0 | | 17-12-0 | | |
| 19-11-0 | 0-0-0 | 2-1-0 | | HOME | 1-4-0 | | 1-2-0 | | 15-4-0 | | |
| 4-14-0 | 0-0-0 | 1-0-0 | | AWAY | 2-6-0 | | 0-0-0 | | 1-8-0 | | |
| 1-1-0 | 0-0-0 | 0-0-0 | | NEUTRAL | 0-1-0 | | 0-0-0 | | 1-0-0 | | |
| 13-14-0 | 0-0-0 | 3-1-0 | | NON-CONFERENCE | 3-5-0 | | 1-2-0 | | 6-6-0 | | |
| 9-9-0 | 0-0-0 | 2-1-0 | | HOME | 1-4-0 | | 1-2-0 | | 5-2-0 | | |
| 3-4-0 | 0-0-0 | 1-0- | | AWAY | 2-0-0 | | 0-0-0 | | 0-4-0 | | |
| 1-1-0 | 0-0-0 | 0-0-0 | | NEUTRAL | 0-1-0 | | 0-0-0 | | 1-0-0 | | |
| 11-12-0 | 0-0-0 | 0-0-0 | | CONFERENCE | 0-6-0 | | 0-0-0 | | 11-6-0 | | |
| 10-2-0 | 0-0-0 | 0-0-0 | | HOME | 0-0-0 | | 0-0-0 | | 10-2-0 | | |
| 1-10-0 | 0-0-0 | 0-0-0 | | AWAY | 0-6-0 | | 0-0-0 | | 1-4-0 | | |
| 0-0-0 | 0-0-0 | 0-0-0 | | NEUTRAL | 0-0-0 | | 0-0-0 | | 0-0-0 | | |
| RPI S | Opponent | Score | RPI S | Opponent | Score | RPI S | Opponent | Score | RPI S | Opponent | Score |
| 36 | H Bryant | 6 9 | 57 | A Western Caro. | 12 9 | 128 | H Hartford | 6 18 | | | |
| 36 | H Bryant | 5 4 | 66 | N California | 0 3 | 128 | H Hartford | 5 3 | | | |
| 44 | A Tennessee | 2 1 | 68 | A Auburn | 3 2 | 128 | H Hartford | 0 1 | | | |
| 44 | H Tennessee | 9 7 | 72 | A Kennesaw St. | 6 9 | 161 | A Jacksonville | 7 3 | | | |
| | | | 72 | A Kennesaw St. | 8 9 | 161 | A Jacksonville | 6 13 | | | |
| | | | 72 | A Kennesaw St. | 5 9 | 164 | H North Florida | 8 5 | | | |
| | | | 74 | A FGCU | 0 8 | 164 | H North Florida | 6 5 | | | |
| | | | 74 | A FGCU | 0 14 | 164 | H North Florida | 10 4 | | | |
| | | | 74 | A FGCU | 7 8 | 172 | A Lipscomb | 3 6 | | | |
| | | | 76 | H Canisius | 0 2 | 172 | A Lipscomb | 0 5 | | | |
| | | | 76 | H Canisius | 2 9 | 172 | A Lipscomb | 7 9 | | | |
| | | | 76 | H Canisius | 6 13 | 179 | H Stetson | 4 3 | | | |
| | | | 91 | H Radford | 5 4 | 179 | H Stetson | 7 4 | | | |
| | | | 91 | H Radford | 6 7 | 179 | H Stetson | 3 5 | | | |
| | | | | | | 181 | A Furman | 8 9 | | | |
| | | | | | | 181 | H Furman | 3 5 | | | |
| | | | | | | 183 | A Appalachian St. | 6 7 | | | |
| | | | | | | 196 | A Eastern Ky. | 3 4 | | | |
| | | | | | | 196 | H Eastern Ky. | 4 3 | | | |
| | | | | | | 202 | H Citadel | 12 4 | | | |
| | | | | | | 223 | H Longwood | 7 3 | | | |
| | | | | | | 223 | H Longwood | 5 4 | | | |
| | | | | | | 223 | H Longwood | 4 6 | | | |
| | | | | | | 252 | H Northern Ky. | 11 13 | | | |
| | | | | | | 252 | H Northern Ky. | 6 3 | | | |
| | | | | | | 252 | H Northern Ky. | 6 3 | | | |
| | | | | | | 259 | A UNC Asheville | 11 17 | | | |
| <hr/> | | | | | | | | | | | |
| | | | LAST 15 GAMES | | | | | | | | |
| 74 | A FGCU | 7 8 | 91 | H Radford | 5 4 | 223 | H Longwood | 4 6 | | | |
| 74 | A FGCU | 0 8 | 72 | A Kennesaw St. | 8 9 | 252 | H Northern Ky. | 11 13 | | | |
| 74 | A FGCU | 0 14 | 72 | A Kennesaw St. | 5 9 | 252 | H Northern Ky. | 6 3 | | | |
| 181 | A Furman | 8 9 | | | | 252 | H Northern Ky. | 6 3 | | | |
| 261 | H USC Upstate | 5 2 | | | | 259 | A UNC Asheville | 11 17 | | | |

Non-Div. I Games:

East Tenn. St.

| | | | | |
|-----|---|-------------|---|---|
| 261 | H | USC Upstate | 3 | 2 |
| 261 | H | USC Upstate | 8 | 4 |

| RPI | S | Opponent | Score | |
|-----|---|-----------------|-------|---|
| 259 | H | UNC Asheville | 11 | 6 |
| 261 | H | USC Upstate | 8 | 4 |
| 261 | H | USC Upstate | 3 | 2 |
| 261 | H | USC Upstate | 5 | 2 |
| 269 | N | Ark.-Pine Bluff | 7 | 3 |

East Tenn. St.

E
a
s
t
T
e
n
n
.
S
t
.

E
a
s
t
T
e
n
n
.
S
t
.

| Average RPI Win: | | 213 | WON-LOST RECORD | | WINNING PCT. RANK | LAST 15 GAMES | STRENGTH OF SCHEDULE | | OPP. STRENGTH OF SCHEDULE | TEAM RPI | ADJ RPI | CONF. RPI | ADJ CONF. RPI |
|-------------------|----------------|----------|-----------------|------------------|-------------------|---------------|----------------------|-------|---------------------------|------------------|------------|-----------|---------------|
| Average RPI Loss: | | 135 | 22-29-0 | | .43137 198 | 5-10-0 | 205 | | 195 | 197 | .47937 196 | 21 | 21 |
| DIV. I ONLY | | | 11-13-0 | | .45833 179 | 1-2-0 | 166 | | 171 | 139 | .50517 138 | 22 | 22 |
| DIV. I NON-CONF. | | | | | | | | | | | | | |
| TOTALS | | RPI 1-25 | RPI 26-50 | | W-L RECORDS | | RPI 51-100 | | RPI 101-150 | | RPI 150+ | | |
| 22-29-0 | | 0-4-0 | 0-0-0 | | OVERALL | | 2-6-0 | | 1-5-0 | | 19-14-0 | | |
| 7-11-0 | | 0-0-0 | 0-0-0 | | HOME | | 0-4-0 | | 0-0-0 | | 7-7-0 | | |
| 14-18-0 | | 0-4-0 | 0-0-0 | | AWAY | | 2-2-0 | | 1-5-0 | | 11-7-0 | | |
| 1-0-0 | | 0-0-0 | 0-0-0 | | NEUTRAL | | 0-0-0 | | 0-0-0 | | 1-0-0 | | |
| 11-13-0 | | 0-4-0 | 0-0-0 | | NON-CONFERENCE | | 2-3-0 | | 0-0-0 | | 9-6-0 | | |
| 3-3-0 | | 0-0-0 | 0-0-0 | | HOME | | 0-1-0 | | 0-0-0 | | 3-2-0 | | |
| 7-10-0 | | 0-4-0 | 0-0- | | AWAY | | 2-2-0 | | 0-0-0 | | 5-4-0 | | |
| 1-0-0 | | 0-0-0 | 0-0-0 | | NEUTRAL | | 0-0-0 | | 0-0-0 | | 1-0-0 | | |
| 11-16-0 | | 0-0-0 | 0-0-0 | | CONFERENCE | | 0-3-0 | | 1-5-0 | | 10-8-0 | | |
| 4-8-0 | | 0-0-0 | 0-0-0 | | HOME | | 0-3-0 | | 0-0-0 | | 4-5-0 | | |
| 7-8-0 | | 0-0-0 | 0-0-0 | | AWAY | | 0-0-0 | | 1-5-0 | | 6-3-0 | | |
| 0-0-0 | | 0-0-0 | 0-0-0 | | NEUTRAL | | 0-0-0 | | 0-0-0 | | 0-0-0 | | |
| RPI S | Opponent | Score | RPI S | Opponent | Score | RPI S | Opponent | Score | RPI S | Opponent | Score | | |
| 12 A | South Carolina | 0 4 | | | | 56 A | Evansville | 2 8 | 101 A | Jacksonville St. | 1 10 | | |
| 12 A | South Carolina | 0 6 | | | | 56 A | Evansville | 3 2 | 101 A | Jacksonville St. | 2 3 | | |
| 12 A | South Carolina | 0 2 | | | | 56 A | Evansville | 1 12 | 101 A | Jacksonville St. | 0 5 | | |
| 18 A | Louisville | 1 13 | | | | 75 H | Southeast Mo. St. | 4 9 | 123 A | Tennessee Tech | 1 11 | | |
| | | | | | | 75 H | Southeast Mo. St. | 11 13 | 123 A | Tennessee Tech | 0 4 | | |
| | | | | | | 75 H | Southeast Mo. St. | 8 15 | 123 A | Tennessee Tech | 8 5 | | |
| | | | | | | 96 A | Miami (OH) | 7 5 | 151 H | Eastern Ill. | 17 11 | | |
| | | | | | | 96 H | Miami (OH) | 3 6 | 151 H | Eastern Ill. | 3 15 | | |
| | | | | | | | | | 151 H | Eastern Ill. | 6 10 | | |
| | | | | | | | | | 169 A | Alabama St. | 3 11 | | |
| | | | | | | | | | 169 A | Alabama St. | 8 2 | | |
| | | | | | | | | | 169 A | Alabama St. | 2 8 | | |
| | | | | | | | | | 185 H | Toledo | 4 8 | | |
| | | | | | | | | | 195 A | East Tenn. St. | 3 4 | | |
| | | | | | | | | | 195 H | East Tenn. St. | 4 3 | | |
| | | | | | | | | | 198 H | Morehead St. | 4 6 | | |
| | | | | | | | | | 198 H | Morehead St. | 3 4 | | |
| | | | | | | | | | 198 H | Morehead St. | 9 6 | | |
| | | | | | | | | | 201 A | Belmont | 3 1 | | |
| | | | | | | | | | 201 A | Belmont | 12 6 | | |
| | | | | | | | | | 201 A | Belmont | 10 2 | | |
| | | | | | | | | | 214 A | Marshall | 3 7 | | |
| | | | | | | | | | 214 H | Marshall | 4 1 | | |
| | | | | | | 238 A | Austin Peay | 7 6 | 238 A | Austin Peay | 5 6 | | |
| | | | | | | 238 A | Austin Peay | 9 13 | 238 A | Austin Peay | 9 13 | | |
| | | | | | | 238 A | Austin Peay | 5 6 | 238 A | Austin Peay | 7 6 | | |
| | | | | | | | | | 238 A | Austin Peay | 7 6 | | |
| | | | | | | | | | 244 H | SIU Edwardsville | 2 4 | | |
| LAST 15 GAMES | | | | | | | | | | | | | |
| | | | 101 A | Jacksonville St. | 0 5 | | | | 238 A | Austin Peay | 7 6 | | |
| | | | 101 A | Jacksonville St. | 2 3 | | | | 238 A | Austin Peay | 9 13 | | |
| | | | 101 A | Jacksonville St. | 1 10 | | | | 238 A | Austin Peay | 5 6 | | |
| | | | 185 H | Toledo | 4 8 | | | | | | | | |
| | | | 151 H | Eastern Ill. | 17 11 | | | | | | | | |

Non-Div. I Games:

Eastern Ky.

Eastern Ky.

| | | |
|--------------------|---|----|
| 151 H Eastern Ill. | 3 | 15 |
| 151 H Eastern Ill. | 6 | 10 |

Through Games Of May 11, 2014

| RPI | S | Opponent | Score | |
|-----|---|------------------|-------|----|
| 244 | H | SIU Edwardsville | 9 | 8 |
| 244 | H | SIU Edwardsville | 8 | 3 |
| 252 | A | Northern Ky. | 9 | 6 |
| 252 | H | Northern Ky. | 11 | 13 |
| 259 | A | UNC Asheville | 3 | 1 |
| 259 | A | UNC Asheville | 5 | 2 |
| 259 | A | UNC Asheville | 11 | 4 |
| 280 | H | Youngstown St. | 18 | 9 |
| 280 | N | Youngstown St. | 19 | 14 |
| 284 | A | UT Martin | 9 | 1 |
| 284 | A | UT Martin | 18 | 13 |
| 284 | A | UT Martin | 4 | 9 |

Eastern Ky.

E
a
s
t
e
r
n
K
y
.

E
a
s
t
e
r
n
K
y
.

| | | | | | | | | | | | | | | | |
|-------------------|----------|-------------|-----------|----------------|-------------|---------------|-------|-------------|--------|--------------|-------|-----|---|---------------|------|
| Average RPI Win: | 175 | WON-LOST | WINNING | LAST 15 | STRENGTH OF | OPP. STRENGTH | TEAM | ADJ | CONF. | ADJ CONF. | | | | | |
| Average RPI Loss: | 78 | RECORD | PCT. RANK | GAMES | SCHEDULE | OF SCHEDULE | RPI | RPI | RPI | RPI | | | | | |
| DIV. I ONLY | | 12-35-0 | .25532 | 290 | 4-11-0 | 29 | 111 | 198 | .47913 | 197 | 11 | 11 | | | |
| DIV. I NON-CONF. | | 7-19-0 | .26923 | 267 | 2-1-0 | 23 | 94 | 166 | .49736 | 166 | 8 | 9 | | | |
| <hr/> | | | | | | | | | | | | | | | |
| TOTALS | RPI 1-25 | RPI 26-50 | | W-L RECORDS | | RPI 51-100 | | RPI 101-150 | | RPI 150+ | | | | | |
| 12-35-0 | 0-11-0 | 0-7-0 | | OVERALL | | 3-5-0 | | 2-7-0 | | 7-5-0 | | | | | |
| 6-7-0 | 0-1-0 | 0-0-0 | | HOME | | 1-2-0 | | 1-2-0 | | 4-2-0 | | | | | |
| 5-28-0 | 0-10-0 | 0-7-0 | | AWAY | | 2-3-0 | | 1-5-0 | | 2-3-0 | | | | | |
| 1-0-0 | 0-0-0 | 0-0-0 | | NEUTRAL | | 0-0-0 | | 0-0-0 | | 1-0-0 | | | | | |
| 7-19-0 | 0-8-0 | 0-7-0 | | NON-CONFERENCE | | 1-1-0 | | 0-0-0 | | 6-3-0 | | | | | |
| 3-1-0 | 0-1-0 | 0-0-0 | | HOME | | 0-0-0 | | 0-0-0 | | 3-0-0 | | | | | |
| 3-18-0 | 0-7-0 | 0-0- | | AWAY | | 1-1-0 | | 0-0-0 | | 2-3-0 | | | | | |
| 1-0-0 | 0-0-0 | 0-0-0 | | NEUTRAL | | 0-0-0 | | 0-0-0 | | 1-0-0 | | | | | |
| 5-16-0 | 0-3-0 | 0-0-0 | | CONFERENCE | | 2-4-0 | | 2-7-0 | | 1-2-0 | | | | | |
| 3-6-0 | 0-0-0 | 0-0-0 | | HOME | | 1-2-0 | | 1-2-0 | | 1-2-0 | | | | | |
| 2-10-0 | 0-3-0 | 0-0-0 | | AWAY | | 1-2-0 | | 1-5-0 | | 0-0-0 | | | | | |
| 0-0-0 | 0-0-0 | 0-0-0 | | NEUTRAL | | 0-0-0 | | 0-0-0 | | 0-0-0 | | | | | |
| RPI | S | Opponent | Score | RPI | S | Opponent | Score | RPI | S | Opponent | Score | | | | |
| 5 | A | Indiana | 3 7 | 44 | A | Tennessee | 2 8 | 54 | A | Illinois | 3 8 | 109 | H | Michigan | 3 13 |
| 5 | A | Indiana | 0 6 | 44 | A | Tennessee | 0 3 | 54 | A | Illinois | 2 6 | 109 | H | Michigan | 6 2 |
| 5 | A | Indiana | 3 12 | 44 | A | Tennessee | 2 20 | 54 | A | Illinois | 4 3 | 109 | H | Michigan | 6 7 |
| 6 | A | Rice | 3 23 | 49 | A | San Diego St. | 3 18 | 58 | A | Illinois St. | 8 6 | 111 | A | Michigan St. | 6 7 |
| 6 | A | Rice | 1 3 | 49 | A | San Diego St. | 2 11 | 82 | A | Samford | 3 4 | 111 | A | Michigan St. | 1 2 |
| 6 | A | Rice | 1 9 | 49 | A | San Diego St. | 5 6 | 100 | H | Ohio St. | 4 3 | 111 | A | Michigan St. | 5 3 |
| 17 | A | Indiana St. | 3 10 | 49 | A | San Diego St. | 7 8 | 100 | H | Ohio St. | 2 11 | 121 | A | Minnesota | 5 6 |
| 18 | H | Louisville | 1 3 | | | | | 100 | H | Ohio St. | 0 2 | 121 | A | Minnesota | 3 4 |
| 20 | A | LSU | 2 4 | | | | | | | | | 121 | A | Minnesota | 5 6 |
| 20 | A | LSU | 0 10 | | | | | | | | | 193 | A | Southern Ill. | 3 2 |
| 20 | A | LSU | 3 7 | | | | | | | | | 193 | A | Southern Ill. | 4 5 |
| | | | | | | | | | | | | 193 | A | Southern Ill. | 0 4 |
| | | | | | | | | | | | | 221 | H | Penn St. | 1 2 |
| | | | | | | | | | | | | 221 | H | Penn St. | 4 0 |
| | | | | | | | | | | | | 221 | H | Penn St. | 5 6 |
| | | | | | | | | | | | | 239 | A | Ill.-Chicago | 5 18 |
| | | | | | | | | | | | | 239 | H | Ill.-Chicago | 5 3 |
| | | | | | | | | | | | | 251 | A | Butler | 6 1 |
| | | | | | | | | | | | | 251 | H | Butler | 5 4 |
| | | | | | | | | | | | | 251 | N | Butler | 3 2 |
| | | | | | | | | | | | | 266 | H | IPFW | 7 1 |
| | | | | LAST 15 GAMES | | | | | | | | | | | |
| | | | | 121 | A | Minnesota | 3 4 | 100 | H | Ohio St. | 2 11 | | | | |
| | | | | 121 | A | Minnesota | 5 6 | 100 | H | Ohio St. | 0 2 | | | | |
| | | | | 121 | A | Minnesota | 5 6 | 100 | H | Ohio St. | 4 3 | | | | |
| | | | | 5 | A | Indiana | 3 12 | | | | | | | | |
| | | | | 5 | A | Indiana | 3 7 | | | | | | | | |

Non-Div. I Games:

Purdue

| | | | | |
|----|---|--------------|---|---|
| 5 | A | Indiana | 0 | 6 |
| 58 | A | Illinois St. | 8 | 6 |

P
u
r
d
u
e

P
u
r
d
u
e

| | | | | | | | |
|-------------------|-------------|----|---|--------------------|---|---|--------------|
| Non-Div. I Games: | Shawnee St. | 10 | 4 | St. Catharine (KY) | 9 | 3 | Morehead St. |
|-------------------|-------------|----|---|--------------------|---|---|--------------|

Morehead St.

| | | | | |
|-----|---|------------------|----|---|
| 238 | H | Austin Peay | 10 | 9 |
| 244 | A | SIU Edwardsville | 8 | 7 |

Through Games Of May 11, 2014

| RPI | S | Opponent | Score | |
|-----|---|---------------------|-------|----|
| 253 | H | Fairleigh Dickinson | 5 | 10 |
| 253 | H | Fairleigh Dickinson | 3 | 5 |
| 284 | H | UT Martin | 6 | 4 |
| 284 | H | UT Martin | 14 | 6 |
| 284 | H | UT Martin | 6 | 3 |
| 289 | A | Alabama A&M | 9 | 8 |
| 289 | A | Alabama A&M | 2 | 4 |
| 292 | A | Ohio | 12 | 4 |
| 299 | A | Grambling | 10 | 7 |
| 299 | A | Grambling | 2 | 5 |
| 299 | A | Grambling | 15 | 11 |
| 300 | A | Mississippi Val. | 3 | 2 |

Morehead St.

M
o
r
e
h
e
a
d
s
t
.

M
o
r
e
h
e
a
d
s
t
.

| Average RPI Win: 173 | | WON-LOST RECORD | | WINNING PCT. RANK | | LAST 15 GAMES | | STRENGTH OF SCHEDULE | | OPP. STRENGTH OF SCHEDULE | | TEAM RPI | | ADJ RPI | | CONF. RPI | | ADJ CONF. RPI | |
|----------------------|----------|-----------------|---|-------------------|----------------|----------------|---|----------------------|----------------|---------------------------|----|----------|-----------------|------------|----|-----------|--|---------------|--|
| DIV. I ONLY | | 22-26-0 | | .45833 176 | | 8-7-0 | | 178 | | 172 | | 200 | | .47836 199 | | 15 | | 15 | |
| DIV. I NON-CONF. | | 12-12-0 | | .5 148 | | 4-1-0 | | 188 | | 172 | | 179 | | .49054 179 | | 17 | | 16 | |
| TOTALS | | RPI 1-25 | | RPI 26-50 | | W-L RECORDS | | RPI 51-100 | | RPI 101-150 | | RPI 150+ | | | | | | | |
| 22-26-0 | | 0-2-0 | | 0-1-0 | | OVERALL | | 6-6-0 | | 1-3-0 | | 15-14-0 | | | | | | | |
| 13-13-0 | | 0-2-0 | | 0-0-0 | | HOME | | 3-0-0 | | 1-2-0 | | 9-9-0 | | | | | | | |
| 9-11-0 | | 0-0-0 | | 0-1-0 | | AWAY | | 3-4-0 | | 0-1-0 | | 6-5-0 | | | | | | | |
| 0-2-0 | | 0-0-0 | | 0-0-0 | | NEUTRAL | | 0-2-0 | | 0-0-0 | | 0-0-0 | | | | | | | |
| 12-12-0 | | 0-0-0 | | 0-1-0 | | NON-CONFERENCE | | 5-3-0 | | 0-1-0 | | 7-7-0 | | | | | | | |
| 6-6-0 | | 0-0-0 | | 0-0-0 | | HOME | | 3-0-0 | | 0-0-0 | | 3-6-0 | | | | | | | |
| 6-5-0 | | 0-0-0 | | 0-0- | | AWAY | | 2-2-0 | | 0-1-0 | | 4-1-0 | | | | | | | |
| 0-1-0 | | 0-0-0 | | 0-0-0 | | NEUTRAL | | 0-1-0 | | 0-0-0 | | 0-0-0 | | | | | | | |
| 10-14-0 | | 0-2-0 | | 0-0-0 | | CONFERENCE | | 1-3-0 | | 1-2-0 | | 8-7-0 | | | | | | | |
| 7-7-0 | | 0-2-0 | | 0-0-0 | | HOME | | 0-0-0 | | 1-2-0 | | 6-3-0 | | | | | | | |
| 3-6-0 | | 0-0-0 | | 0-0-0 | | AWAY | | 1-2-0 | | 0-0-0 | | 2-4-0 | | | | | | | |
| 0-1-0 | | 0-0-0 | | 0-0-0 | | NEUTRAL | | 0-1-0 | | 0-0-0 | | 0-0-0 | | | | | | | |
| RPI S | Opponent | Score | | RPI S | Opponent | Score | | RPI S | Opponent | Score | | RPI S | Opponent | Score | | | | | |
| 22 H | Liberty | 1 | 4 | 47 A | North Carolina | 1 | 7 | 51 N | High Point | 1 | 2 | 120 H | VMI | 2 | 6 | | | | |
| 22 H | Liberty | 1 | 5 | | | | | 64 N | Saint Joseph's | 4 | 5 | 120 H | VMI | 3 | 9 | | | | |
| | | | | | | | | 70 A | Campbell | 6 | 5 | 120 H | VMI | 5 | 2 | | | | |
| | | | | | | | | 70 A | Campbell | 2 | 5 | 145 A | Elon | 0 | 5 | | | | |
| | | | | | | | | 70 A | Campbell | 2 | 7 | 181 A | Furman | 15 | 3 | | | | |
| | | | | | | | | 72 A | Kennesaw St. | 3 | 0 | 181 A | Furman | 7 | 6 | | | | |
| | | | | | | | | 72 A | Kennesaw St. | 1 | 2 | 181 H | Furman | 3 | 2 | | | | |
| | | | | | | | | 72 A | Kennesaw St. | 6 | 10 | 181 H | Furman | 0 | 9 | | | | |
| | | | | | | | | 72 A | Kennesaw St. | 8 | 4 | 183 A | Appalachian St. | 10 | 6 | | | | |
| | | | | | | | | 85 H | William & Mary | 6 | 0 | 186 H | Coastal Caro. | 7 | 6 | | | | |
| | | | | | | | | 85 H | William & Mary | 2 | 0 | 186 H | Coastal Caro. | 0 | 3 | | | | |
| | | | | | | | | 85 H | William & Mary | 4 | 3 | 186 H | Coastal Caro. | 10 | 2 | | | | |
| | | | | | | | | | | | | 205 A | Wofford | 6 | 7 | | | | |
| | | | | | | | | | | | | 205 H | Wofford | 4 | 7 | | | | |
| | | | | | | | | | | | | 207 A | Charleston So. | 3 | 5 | | | | |
| | | | | | | | | | | | | 207 A | Charleston So. | 18 | 7 | | | | |
| | | | | | | | | | | | | 207 A | Charleston So. | 4 | 11 | | | | |
| | | | | | | | | | | | | 210 H | Winthrop | 8 | 0 | | | | |
| | | | | | | | | | | | | 210 H | Winthrop | 2 | 3 | | | | |
| | | | | | | | | | | | | 210 H | Winthrop | 3 | 7 | | | | |
| | | | | | | | | | | | | 221 H | Penn St. | 3 | 4 | | | | |
| | | | | | | | | | | | | 221 H | Penn St. | 7 | 3 | | | | |
| | | | | | | | | | | | | 221 H | Penn St. | 4 | 6 | | | | |
| | | | | | | | | | | | | 223 H | Longwood | 9 | 8 | | | | |
| | | | | | | | | | | | | 223 H | Longwood | 4 | 3 | | | | |
| | | | | | | | | | | | | 223 H | Longwood | 6 | 1 | | | | |
| | | | | | | | | | | | | 259 A | UNC Asheville | 1 | 5 | | | | |
| | | | | LAST 15 GAMES | | | | | | | | | | | | | | | |
| | | | | | | | | | | | | | | | | | | | |
| | | | | | | | | | | | | | | | | | | | |
| | | | | | | | | | | | | | | | | | | | |
| | | | | | | | | | | | | | | | | | | | |
| | | | | | | | | | | | | | | | | | | | |

Non-Div. I Games: Brevard 9 0

Gardner-Webb

| | | | | |
|-----|---|----------|---|---|
| 70 | A | Campbell | 6 | 5 |
| 181 | H | Furman | 0 | 9 |

| RPI | S | Opponent | Score | |
|-----|---|---------------|-------|---|
| 259 | A | UNC Asheville | 7 | 6 |
| 259 | A | UNC Asheville | 3 | 4 |
| 261 | A | USC Upstate | 8 | 4 |
| 261 | H | USC Upstate | 5 | 7 |
| 287 | H | Rider | 2 | 3 |
| 287 | H | Rider | 5 | 0 |

Gardner-Webb

Gardner-Webb

Gardner-Webb

| Average RPI Win: | | 212 | WON-LOST RECORD | | WINNING PCT. RANK | | LAST 15 GAMES | | STRENGTH OF SCHEDULE | | OPP. STRENGTH OF SCHEDULE | | TEAM RPI | | ADJ RPI | | CONF. RPI | | ADJ CONF. RPI | | | | |
|------------------|---|-------------|-----------------|-----------|-------------------|------------------|---------------|----------------|----------------------|-------|---------------------------|------------|----------|--------------|------------|-------------|-----------|-----|---------------|------------------|--|-------|----|
| DIV. I ONLY | | | 18-25-0 | | .4186 208 | | 8-6-0 | | 180 | | 262 | | 196 | | .47722 200 | | 27 | | 27 | | | | |
| DIV. I NON-CONF. | | | 5-16-0 | | .2381 275 | | 2-1-0 | | 31 | | 74 | | 201 | | .47589 207 | | 29 | | 29 | | | | |
| TOTALS | | RPI 1-25 | | RPI 26-50 | | | | W-L RECORDS | | | | RPI 51-100 | | | | RPI 101-150 | | | | RPI 150+ | | | |
| 18-25-0 | | 0-5-0 | | 0-0-0 | | | | OVERALL | | | | 3-5-0 | | | | 1-1-0 | | | | 14-14-0 | | | |
| 8-3-0 | | 0-0-0 | | 0-0-0 | | | | HOME | | | | 2-1-0 | | | | 0-0-0 | | | | 6-2-0 | | | |
| 9-17-0 | | 0-5-0 | | 0-0-0 | | | | AWAY | | | | 1-4-0 | | | | 1-1-0 | | | | 7-7-0 | | | |
| 1-5-0 | | 0-0-0 | | 0-0-0 | | | | NEUTRAL | | | | 0-0-0 | | | | 0-0-0 | | | | 1-5-0 | | | |
| 5-16-0 | | 0-5-0 | | 0-0-0 | | | | NON-CONFERENCE | | | | 3-5-0 | | | | 1-1-0 | | | | 1-5-0 | | | |
| 2-1-0 | | 0-0-0 | | 0-0-0 | | | | HOME | | | | 2-1-0 | | | | 0-0-0 | | | | 0-0-0 | | | |
| 2-10-0 | | 0-5-0 | | 0-0- | | | | AWAY | | | | 1-4-0 | | | | 1-1-0 | | | | 0-0-0 | | | |
| 1-5-0 | | 0-0-0 | | 0-0-0 | | | | NEUTRAL | | | | 0-0-0 | | | | 0-0-0 | | | | 1-5-0 | | | |
| 13-9-0 | | 0-0-0 | | 0-0-0 | | | | CONFERENCE | | | | 0-0-0 | | | | 0-0-0 | | | | 13-9-0 | | | |
| 6-2-0 | | 0-0-0 | | 0-0-0 | | | | HOME | | | | 0-0-0 | | | | 0-0-0 | | | | 6-2-0 | | | |
| 7-7-0 | | 0-0-0 | | 0-0-0 | | | | AWAY | | | | 0-0-0 | | | | 0-0-0 | | | | 7-7-0 | | | |
| 0-0-0 | | 0-0-0 | | 0-0-0 | | | | NEUTRAL | | | | 0-0-0 | | | | 0-0-0 | | | | 0-0-0 | | | |
| RPI | S | Opponent | | Score | | RPI | S | Opponent | | Score | | RPI | S | Opponent | | Score | | RPI | S | Opponent | | Score | |
| 17 | A | Indiana St. | | 2 | 4 | | | | | | | 56 | A | Evansville | | 0 | 1 | 104 | A | Iowa | | 8 | 6 |
| 17 | A | Indiana St. | | 5 | 8 | | | | | | | 56 | A | Evansville | | 12 | 1 | 144 | A | Nicholls St. | | 1 | 2 |
| 17 | A | Indiana St. | | 4 | 7 | | | | | | | 56 | A | Evansville | | 0 | 1 | 167 | N | La.-Monroe | | 2 | 6 |
| 18 | A | Louisville | | 0 | 8 | | | | | | | 58 | A | Illinois St. | | 3 | 5 | 167 | N | La.-Monroe | | 5 | 6 |
| 18 | A | Louisville | | 2 | 5 | | | | | | | 58 | A | Illinois St. | | 2 | 11 | 193 | N | Southern Ill. | | 3 | 10 |
| | | | | | | | | | | | | 58 | H | Illinois St. | | 2 | 1 | 208 | A | Omaha | | 2 | 0 |
| | | | | | | | | | | | | 58 | H | Illinois St. | | 13 | 12 | 208 | A | Omaha | | 3 | 7 |
| | | | | | | | | | | | | 58 | H | Illinois St. | | 4 | 22 | 232 | A | South Dakota St. | | 16 | 4 |
| | | | | | | | | | | | | | | | | | | 232 | A | South Dakota St. | | 1 | 9 |
| | | | | | | | | | | | | | | | | | | 232 | A | South Dakota St. | | 0 | 5 |
| | | | | | | | | | | | | | | | | | | 232 | A | South Dakota St. | | 4 | 3 |
| | | | | | | | | | | | | | | | | | | 232 | H | South Dakota St. | | 2 | 5 |
| | | | | | | | | | | | | | | | | | | 232 | H | South Dakota St. | | 1 | 0 |
| | | | | | | | | | | | | | | | | | | 251 | N | Butler | | 0 | 2 |
| | | | | | | | | | | | | | | | | | | 251 | N | Butler | | 5 | 10 |
| | | | | | | | | | | | | | | | | | | 251 | N | Butler | | 11 | 2 |
| | | | | | | | | | | | | | | | | | | 265 | A | North Dakota St. | | 2 | 4 |
| | | | | | | | | | | | | | | | | | | 265 | A | North Dakota St. | | 3 | 6 |
| | | | | | | | | | | | | | | | | | | 265 | A | North Dakota St. | | 2 | 8 |
| | | | | | | | | | | | | | | | | | | 265 | A | North Dakota St. | | 6 | 5 |
| | | | | | | | | | | | | | | | | | | 265 | H | North Dakota St. | | 9 | 8 |
| | | | | | | | | | | | | | | | | | | 265 | H | North Dakota St. | | 4 | 3 |
| | | | | | | | | | | | | | | | | | | 266 | A | IPFW | | 11 | 9 |
| | | | | | | | | | | | | | | | | | | 266 | A | IPFW | | 3 | 0 |
| | | | | | | | | | | | | | | | | | | 266 | A | IPFW | | 8 | 9 |
| | | | | | | | | | | | | | | | | | | 266 | A | IPFW | | 21 | 14 |
| | | | | | | | | | | | | | | | | | | 266 | H | IPFW | | 9 | 2 |
| LAST 15 GAMES | | | | | | | | | | | | | | | | | | | | | | | |
| | | | | 232 | A | South Dakota St. | | 1 | 9 | | | 266 | H | IPFW | | 9 | 2 | | | | | | |
| | | | | 232 | A | South Dakota St. | | 16 | 4 | | | 266 | H | IPFW | | 6 | 7 | | | | | | |
| | | | | 232 | A | South Dakota St. | | 0 | 5 | | | 266 | H | IPFW | | 5 | 4 | | | | | | |
| | | | | 232 | A | South Dakota St. | | 4 | 3 | | | | | | | | | | | | | | |
| | | | | 58 | H | Illinois St. | | 4 | 22 | | | | | | | | | | | | | | |

Non-Div. I Games: Ill.-Springfield 10 17 St. Ambrose 18 5

Western Ill.

Western Ill.

| | | | | |
|----|---|--------------|----|----|
| 58 | H | Illinois St. | 13 | 12 |
| 58 | H | Illinois St. | 2 | 1 |

Through Games Of May 11, 2014

| RPI | S | Opponent | Score | |
|-----|---|----------|-------|---|
| 266 | H | IPFW | 6 | 7 |
| 266 | H | IPFW | 5 | 4 |
| 266 | H | IPFW | 3 | 2 |

Western Ill.

W
e
s
t
e
r
n
I
l
l
.

W
e
s
t
e
r
n
I
l
l
.

| Average RPI Win: | 165 | WON-LOST RECORD | WINNING PCT. RANK | LAST 15 GAMES | STRENGTH OF SCHEDULE | OPP. STRENGTH OF SCHEDULE | TEAM RPI | ADJ RPI | CONF. RPI | ADJ CONF. RPI | | | | |
|------------------|----------|-----------------|-------------------|----------------|----------------------|---------------------------|----------|-------------|-----------|---------------|----|-------------------|-------|----|
| DIV. I ONLY | | 22-28-1 | .44118 | 191 | 6-8-1 | 157 | 147 | 201 | .47707 | 201 | 21 | 21 | | |
| DIV. I NON-CONF. | | 11-13-0 | .45833 | 179 | 2-1-0 | 14 | 51 | 89 | .52247 | 89 | 22 | 22 | | |
| <hr/> | | | | | | | | | | | | | | |
| TOTALS | RPI 1-25 | RPI 26-50 | | W-L RECORDS | | RPI 51-100 | | RPI 101-150 | | RPI 150+ | | | | |
| 22-28-1 | 0-3-0 | 2-1-0 | | OVERALL | | 4-8-0 | | 4-4-0 | | 12-12-1 | | | | |
| 14-16-0 | 0-2-0 | 2-1-0 | | HOME | | 3-3-0 | | 4-3-0 | | 5-7-0 | | | | |
| 8-12-1 | 0-1-0 | 0-0-0 | | AWAY | | 1-5-0 | | 0-1-0 | | 7-5-1 | | | | |
| 0-0-0 | 0-0-0 | 0-0-0 | | NEUTRAL | | 0-0-0 | | 0-0-0 | | 0-0-0 | | | | |
| 11-13-0 | 0-3-0 | 2-1-0 | | NON-CONFERENCE | | 4-5-0 | | 3-2-0 | | 2-2-0 | | | | |
| 9-6-0 | 0-2-0 | 2-1-0 | | HOME | | 3-0-0 | | 3-1-0 | | 1-2-0 | | | | |
| 2-7-0 | 0-1-0 | 0-0- | | AWAY | | 1-5-0 | | 0-1-0 | | 1-0-0 | | | | |
| 0-0-0 | 0-0-0 | 0-0-0 | | NEUTRAL | | 0-0-0 | | 0-0-0 | | 0-0-0 | | | | |
| 11-15-1 | 0-0-0 | 0-0-0 | | CONFERENCE | | 0-3-0 | | 1-2-0 | | 10-10-1 | | | | |
| 5-10-0 | 0-0-0 | 0-0-0 | | HOME | | 0-3-0 | | 1-2-0 | | 4-5-0 | | | | |
| 6-5-1 | 0-0-0 | 0-0-0 | | AWAY | | 0-0-0 | | 0-0-0 | | 6-5-1 | | | | |
| 0-0-0 | 0-0-0 | 0-0-0 | | NEUTRAL | | 0-0-0 | | 0-0-0 | | 0-0-0 | | | | |
| RPI | S | Opponent | Score | | RPI | S | Opponent | Score | | RPI | S | Opponent | Score | |
| 7 | A | Vanderbilt | 1 | 2 | 27 | H | Mercer | 4 | 3 | 56 | A | Evansville | 11 | 7 |
| 7 | H | Vanderbilt | 4 | 8 | 27 | H | Mercer | 4 | 9 | 56 | H | Evansville | 12 | 7 |
| 17 | H | Indiana St. | 2 | 4 | 27 | H | Mercer | 6 | 5 | 75 | H | Southeast Mo. St. | 1 | 11 |
| | | | | | | | | | | 75 | H | Southeast Mo. St. | 3 | 6 |
| | | | | | | | | | | 75 | H | Southeast Mo. St. | 0 | 7 |
| | | | | | | | | | | 88 | A | Middle Tenn. | 0 | 4 |
| | | | | | | | | | | 89 | A | Oklahoma | 1 | 10 |
| | | | | | | | | | | 89 | A | Oklahoma | 5 | 6 |
| | | | | | | | | | | 89 | A | Oklahoma | 3 | 4 |
| | | | | | | | | | | 92 | A | Western Ky. | 3 | 13 |
| | | | | | | | | | | 92 | H | Western Ky. | 7 | 3 |
| | | | | | | | | | | 96 | H | Miami (OH) | 9 | 8 |
| | | | | | | | | | | | | | | |
| | | | | | | | | | | | | | | |
| | | | | | | | | | | | | | | |
| | | | | | | | | | | | | | | |
| | | | | | | | | | | | | | | |
| | | | | | | | | | | | | | | |
| | | | | | | | | | | | | | | |
| | | | | | | | | | | | | | | |
| | | | | | | | | | | | | | | |
| | | | | | | | | | | | | | | |
| | | | | | | | | | | | | | | |
| | | | | | | | | | | | | | | |
| | | | | | | | | | | | | | | |
| | | | | | | | | | | | | | | |
| | | | | | | | | | | | | | | |
| | | | | | | | | | | | | | | |
| | | | | | | | | | | | | | | |
| | | | | | | | | | | | | | | |
| | | | | | | | | | | | | | | |
| | | | | | | | | | | | | | | |
| | | | | | | | | | | | | | | |
| | | | | | | | | | | | | | | |
| | | | | | | | | | | | | | | |
| | | | | | | | | | | | | | | |
| | | | | | | | | | | | | | | |
| | | | | | | | | | | | | | | |
| | | | | | | | | | | | | | | |
| | | | | | | | | | | | | | | |
| | | | | | | | | | | | | | | |
| | | | | | | | | | | | | | | |
| | | | | | | | | | | | | | | |
| | | | | | | | | | | | | | | |
| | | | | | | | | | | | | | | |
| | | | | | | | | | | | | | | |
| | | | | | | | | | | | | | | |
| | | | | | | | | | | | | | | |
| | | | | | | | | | | | | | | |
| | | | | | | | | | | | | | | |
| | | | | | | | | | | | | | | |
| | | | | | | | | | | | | | | |
| | | | | | | | | | | | | | | |
| | | | | | | | | | | | | | | |
| | | | | | | | | | | | | | | |
| | | | | | | | | | | | | | | |
| | | | | | | | | | | | | | | |
| | | | | | | | | | | | | | | |
| | | | | | | | | | | | | | | |
| | | | | | | | | | | | | | | |
| | | | | | | | | | | | | | | |
| | | | | | | | | | | | | | | |

Non-Div. I Games:

Belmont

| | | |
|------------------------|---|---|
| 101 H Jacksonville St. | 5 | 6 |
| 101 H Jacksonville St. | 1 | 9 |

| RPI | S | Opponent | Score | |
|-----|---|------------------|-------|---|
| 244 | A | SIU Edwardsville | 2 | 3 |
| 244 | A | SIU Edwardsville | 8 | 3 |
| 244 | A | SIU Edwardsville | 8 | 5 |
| 284 | H | UT Martin | 5 | 1 |
| 284 | H | UT Martin | 6 | 3 |
| 284 | H | UT Martin | 3 | 1 |

Belmont

B
e
l
m
o
n
t

B
e
l
m
o
n
t

C
i
t
a
d
e
l

Citadel

| | | | | |
|-----|---|---------|---|---|
| 205 | H | Wofford | 0 | 1 |
| 205 | H | Wofford | 8 | 1 |

| RPI | S | Opponent | Score | |
|-----|---|--------------|-------|---|
| 270 | H | Rhode Island | 4 | 3 |

Citadel

C
i
t
a
d
e
l

C
i
t
a
d
e
l

| Average RPI Win: | | 245 | WON-LOST RECORD | | WINNING PCT. RANK | | LAST 15 GAMES | | STRENGTH OF SCHEDULE | | OPP. STRENGTH OF SCHEDULE | | TEAM RPI | ADJ RPI | | CONF. RPI | ADJ CONF. RPI | | |
|------------------|---|----------|-----------------|-----------|-------------------|----------------|---------------|------------|----------------------|----------------|---------------------------|----------|----------|------------|---|---------------------|---------------|----|----|
| DIV. I ONLY | | | 22-20-0 | | .52381 125 | | 12-3-0 | | 286 | | 223 | | 203 | .47605 203 | | 29 | 29 | | |
| DIV. I NON-CONF. | | | 10-13-0 | | .43478 194 | | 5-1-0 | | 184 | | 144 | | 150 | .50143 150 | | 27 | 27 | | |
| TOTALS | | RPI 1-25 | | RPI 26-50 | | W-L RECORDS | | RPI 51-100 | | RPI 101-150 | | RPI 150+ | | | | | | | |
| 22-20-0 | | 0-3-0 | | 0-0-0 | | OVERALL | | 1-4-0 | | 2-4-0 | | 19-9-0 | | | | | | | |
| 11-2-0 | | 0-0-0 | | 0-0-0 | | HOME | | 0-0-0 | | 0-0-0 | | 11-2-0 | | | | | | | |
| 10-16-0 | | 0-3-0 | | 0-0-0 | | AWAY | | 1-4-0 | | 1-2-0 | | 8-7-0 | | | | | | | |
| 1-2-0 | | 0-0-0 | | 0-0-0 | | NEUTRAL | | 0-0-0 | | 1-2-0 | | 0-0-0 | | | | | | | |
| 10-13-0 | | 0-3-0 | | 0-0-0 | | NON-CONFERENCE | | 1-4-0 | | 1-2-0 | | 8-4-0 | | | | | | | |
| 2-1-0 | | 0-0-0 | | 0-0-0 | | HOME | | 0-0-0 | | 0-0-0 | | 2-1-0 | | | | | | | |
| 7-10-0 | | 0-3-0 | | 0-0- | | AWAY | | 1-4-0 | | 0-0-0 | | 6-3-0 | | | | | | | |
| 1-2-0 | | 0-0-0 | | 0-0-0 | | NEUTRAL | | 0-0-0 | | 1-2-0 | | 0-0-0 | | | | | | | |
| 12-7-0 | | 0-0-0 | | 0-0-0 | | CONFERENCE | | 0-0-0 | | 1-2-0 | | 11-5-0 | | | | | | | |
| 9-1-0 | | 0-0-0 | | 0-0-0 | | HOME | | 0-0-0 | | 0-0-0 | | 9-1-0 | | | | | | | |
| 3-6-0 | | 0-0-0 | | 0-0-0 | | AWAY | | 0-0-0 | | 1-2-0 | | 2-4-0 | | | | | | | |
| 0-0-0 | | 0-0-0 | | 0-0-0 | | NEUTRAL | | 0-0-0 | | 0-0-0 | | 0-0-0 | | | | | | | |
| RPI | S | Opponent | | Score | | RPI | S | Opponent | | Score | | RPI | S | Opponent | | Score | | | |
| 1 | A | Virginia | | 3 | 6 | | | 64 | A | Saint Joseph's | | 4 | 14 | 135 | N | Penn | | 7 | 5 |
| 1 | A | Virginia | | 2 | 6 | | | 87 | A | Seton Hall | | 3 | 4 | 136 | N | Towson | | 5 | 6 |
| 1 | A | Virginia | | 3 | 5 | | | 93 | A | Fla. Atlantic | | 0 | 4 | 136 | N | Towson | | 0 | 3 |
| | | | | | | | | 93 | A | Fla. Atlantic | | 5 | 1 | 146 | A | Fairfield | | 2 | 0 |
| | | | | | | | | 93 | A | Fla. Atlantic | | 5 | 6 | 146 | A | Fairfield | | 3 | 10 |
| | | | | | | | | | | | | | | 146 | A | Fairfield | | 1 | 7 |
| | | | | | | | | | | | | | | 224 | A | Princeton | | 3 | 0 |
| | | | | | | | | | | | | | | 228 | H | Wagner | | 1 | 4 |
| | | | | | | | | | | | | | | 229 | A | Hofstra | | 14 | 4 |
| | | | | | | | | | | | | | | 231 | A | Temple | | 7 | 4 |
| | | | | | | | | | | | | | | 231 | A | Temple | | 4 | 3 |
| | | | | | | | | | | | | | | 231 | H | Temple | | 4 | 2 |
| | | | | | | | | | | | | | | 242 | A | Lafayette | | 9 | 2 |
| | | | | | | | | | | | | | | 253 | H | Fairleigh Dickinson | | 10 | 0 |
| | | | | | | | | | | | | | | 258 | A | Navy | | 3 | 4 |
| | | | | | | | | | | | | | | 261 | A | George Washington | | 0 | 1 |
| | | | | | | | | | | | | | | 261 | A | George Washington | | 6 | 5 |
| | | | | | | | | | | | | | | 261 | A | George Washington | | 0 | 1 |
| | | | | | | | | | | | | | | 274 | H | Niagara | | 5 | 7 |
| | | | | | | | | | | | | | | 275 | A | Manhattan | | 0 | 2 |
| | | | | | | | | | | | | | | 275 | A | Manhattan | | 4 | 5 |
| | | | | | | | | | | | | | | 275 | A | Manhattan | | 6 | 0 |
| | | | | | | | | | | | | | | 281 | H | Marist | | 3 | 1 |
| | | | | | | | | | | | | | | 281 | H | Marist | | 2 | 0 |
| | | | | | | | | | | | | | | 281 | H | Marist | | 4 | 1 |
| | | | | | | | | | | | | | | 282 | A | Saint Peter's | | 9 | 7 |
| | | | | | | | | | | | | | | 282 | A | Saint Peter's | | 6 | 7 |
| LAST 15 GAMES | | | | | | | | | | | | | | | | | | | |
| | | | | 286 | H | Iona | 6 | 0 | 231 | A | Temple | 7 | 4 | 281 | H | Marist | | 3 | 1 |
| | | | | 286 | H | Iona | 10 | 0 | 231 | A | Temple | 4 | 3 | 281 | H | Marist | | 2 | 0 |
| | | | | 286 | H | Iona | 5 | 2 | 231 | H | Temple | 4 | 2 | 281 | H | Marist | | 4 | 1 |
| | | | | 287 | H | Rider | 5 | 4 | | | | | | 282 | A | Saint Peter's | | 9 | 7 |
| | | | | 287 | H | Rider | 13 | 5 | | | | | | 282 | A | Saint Peter's | | 6 | 7 |

Non-Div. I Games:

Monmouth

| | | | | |
|-----|---|---------|----|---|
| 287 | H | Rider | 3 | 0 |
| 229 | A | Hofstra | 14 | 4 |

| RPI | S | Opponent | Score | |
|-----|---|---------------|-------|---|
| 282 | A | Saint Peter's | 7 | 8 |
| 286 | H | Iona | 6 | 0 |
| 286 | H | Iona | 5 | 2 |
| 286 | H | Iona | 10 | 0 |
| 287 | H | Rider | 5 | 4 |
| 287 | H | Rider | 3 | 0 |
| 287 | H | Rider | 13 | 5 |

Monmouth

M
o
n
m
o
u
t
h

M
o
n
m
o
u
t
h

| Average RPI Win: 199 | | WON-LOST | WINNING | LAST 15 | STRENGTH OF | | OPP. STRENGTH | TEAM | ADJ | CONF. | ADJ CONF. |
|-----------------------|--------------|----------|-----------|----------------|----------------|-------|---------------|-------|--------------------|---------|-----------|
| Average RPI Loss: 140 | | RECORD | PCT. RANK | GAMES | SCHEDULE | | OF SCHEDULE | RPI | RPI | RPI | RPI |
| DIV. I ONLY | | 21-28-0 | .42857 | 201 | 138 | | 239 | 204 | .47602 | 204 | 26 |
| DIV. I NON-CONF. | | 7-18-0 | .28 | 262 | 39 | | 142 | 210 | .47499 | 209 | 25 |
| TOTALS | | RPI 1-25 | RPI 26-50 | | W-L RECORDS | | RPI 51-100 | | RPI 101-150 | | RPI 150+ |
| 21-28-0 | 1-5-0 | 0-2-0 | | OVERALL | | 0-0-0 | | 7-9-0 | | 13-12-0 | |
| 15-10-0 | 0-0-0 | 0-0-0 | | HOME | | 0-0-0 | | 7-6-0 | | 8-4-0 | |
| 6-18-0 | 1-5-0 | 0-2-0 | | AWAY | | 0-0-0 | | 0-3-0 | | 5-8-0 | |
| 0-0-0 | 0-0-0 | 0-0-0 | | NEUTRAL | | 0-0-0 | | 0-0-0 | | 0-0-0 | |
| 7-18-0 | 1-5-0 | 0-2-0 | | NON-CONFERENCE | | 0-0-0 | | 3-7-0 | | 3-4-0 | |
| 5-5-0 | 0-0-0 | 0-0-0 | | HOME | | 0-0-0 | | 3-4-0 | | 2-1-0 | |
| 2-13-0 | 1-5-0 | 0-0-0 | | AWAY | | 0-0-0 | | 0-3-0 | | 1-3-0 | |
| 0-0-0 | 0-0-0 | 0-0-0 | | NEUTRAL | | 0-0-0 | | 0-0-0 | | 0-0-0 | |
| 14-10-0 | 0-0-0 | 0-0-0 | | CONFERENCE | | 0-0-0 | | 4-2-0 | | 10-8-0 | |
| 10-5-0 | 0-0-0 | 0-0-0 | | HOME | | 0-0-0 | | 4-2-0 | | 6-3-0 | |
| 4-5-0 | 0-0-0 | 0-0-0 | | AWAY | | 0-0-0 | | 0-0-0 | | 4-5-0 | |
| 0-0-0 | 0-0-0 | 0-0-0 | | NEUTRAL | | 0-0-0 | | 0-0-0 | | 0-0-0 | |
| RPI S | Opponent | Score | | RPI S | Opponent | Score | | RPI S | Opponent | Score | |
| 11 A | Texas | 1 | 2 | 35 A | Texas A&M | 2 | 6 | 102 A | UTSA | 5 | 6 |
| 11 A | Texas | 4 | 5 | 35 A | Texas A&M | 0 | 13 | 108 A | A&M-Corpus Christi | 5 | 12 |
| 13 A | TCU | 0 | 11 | | | | | 108 A | A&M-Corpus Christi | 7 | 8 |
| 24 A | Oklahoma St. | 6 | 7 | | | | | 108 H | A&M-Corpus Christi | 0 | 10 |
| 24 A | Oklahoma St. | 3 | 4 | | | | | 108 H | A&M-Corpus Christi | 4 | 6 |
| 24 A | Oklahoma St. | 3 | 1 | | | | | 108 H | A&M-Corpus Christi | 3 | 2 |
| | | | | | | | | 108 H | A&M-Corpus Christi | 11 | 1 |
| | | | | | | | | 108 H | A&M-Corpus Christi | 7 | 15 |
| | | | | | | | | 131 H | Sacramento St. | 2 | 0 |
| | | | | | | | | 131 H | Sacramento St. | 1 | 3 |
| | | | | | | | | 131 H | Sacramento St. | 2 | 0 |
| | | | | | | | | 133 H | Northwestern St. | 4 | 6 |
| | | | | | | | | 133 H | Northwestern St. | 1 | 0 |
| | | | | | | | | 134 H | Grand Canyon | 2 | 1 |
| | | | | | | | | 134 H | Grand Canyon | 2 | 3 |
| | | | | | | | | 134 H | Grand Canyon | 7 | 6 |
| | | | | | | | | 162 A | Lamar | 3 | 5 |
| | | | | | | | | 162 A | Lamar | 4 | 1 |
| | | | | | | | | 162 A | Lamar | 0 | 7 |
| | | | | | | | | 180 A | Utah Valley | 6 | 2 |
| | | | | | | | | 180 A | Utah Valley | 13 | 0 |
| | | | | | | | | 180 A | Utah Valley | 11 | 14 |
| | | | | | | | | 206 A | Seattle | 5 | 6 |
| | | | | | | | | 206 A | Seattle | 3 | 4 |
| | | | | | | | | 206 A | Seattle | 8 | 13 |
| | | | | | | | | 248 H | Bakersfield | 2 | 1 |
| | | | | | | | | 248 H | Bakersfield | 2 | 3 |
| LAST 15 GAMES | | | | | | | | | | | |
| | | | | 131 H | Sacramento St. | 2 | 0 | 297 A | Chicago St. | 1 | 0 |
| | | | | 131 H | Sacramento St. | 2 | 0 | 297 A | Chicago St. | 2 | 4 |
| | | | | 131 H | Sacramento St. | 1 | 3 | 297 A | Chicago St. | 9 | 3 |
| | | | | 271 H | North Dakota | 13 | 4 | | | | |
| | | | | 271 H | North Dakota | 8 | 5 | | | | |

Non-Div. I Games: Arlington Baptist 4 2 Arlington Baptist 7 4 Arlington Baptist 5 2

Tex.-Pan American

| | | | | |
|-----|---|----------------|---|---|
| 271 | H | North Dakota | 3 | 1 |
| 268 | A | Incarnate Word | 2 | 6 |

| RPI | S | Opponent | Score | |
|-----|---|----------------|-------|----|
| 248 | H | Bakersfield | 5 | 1 |
| 255 | H | New Mexico St. | 2 | 3 |
| 255 | H | New Mexico St. | 4 | 7 |
| 255 | H | New Mexico St. | 9 | 4 |
| 268 | A | Incarnate Word | 2 | 6 |
| 268 | H | Incarnate Word | 3 | 14 |
| 271 | H | North Dakota | 3 | 1 |
| 271 | H | North Dakota | 8 | 5 |
| 271 | H | North Dakota | 13 | 4 |
| 296 | H | Prairie View | 1 | 0 |
| 296 | H | Prairie View | 9 | 3 |
| 297 | A | Chicago St. | 1 | 0 |
| 297 | A | Chicago St. | 9 | 3 |
| 297 | A | Chicago St. | 2 | 4 |

T
e
x
.
-
P
a
n
A
m
e
r
i
c
a
n

T
e
x
.
-
P
a
n
A
m
e
r
i
c
a
n

| Average RPI Win: 205 | | WON-LOST | WINNING | LAST 15 | STRENGTH OF | | OPP. STRENGTH | TEAM | ADJ | | CONF. | ADJ CONF. | | | | | | | |
|-----------------------|---|----------------|-----------|---------|----------------|----------------|---------------|-------|-------------|-----|----------------|---------------|-------|-----|-----|----------|-----------------|----|----|
| Average RPI Loss: 156 | | RECORD | PCT. RANK | GAMES | SCHEDULE | | OF SCHEDULE | RPI | RPI | | RPI | RPI | | | | | | | |
| DIV. I ONLY | | 28-25-0 | .5283 | 124 | 8-7-0 | | 236 | 198 | 205 | | .47517 | 205 | 12 | 12 | | | | | |
| DIV. I NON-CONF. | | 18-12-0 | .6 | 78 | 1-4-0 | | 291 | 261 | 229 | | .46334 | 229 | 19 | 19 | | | | | |
| TOTALS | | RPI 1-25 | RPI 26-50 | | W-L RECORDS | | RPI 51-100 | | RPI 101-150 | | RPI 150+ | | | | | | | | |
| 28-25-0 | | 0-1-0 | 1-1-0 | | OVERALL | | 1-6-0 | | 3-3-0 | | 23-14-0 | | | | | | | | |
| 19-13-0 | | 0-0-0 | 0-0-0 | | HOME | | 0-1-0 | | 3-3-0 | | 16-9-0 | | | | | | | | |
| 8-12-0 | | 0-1-0 | 1-1-0 | | AWAY | | 1-5-0 | | 0-0-0 | | 6-5-0 | | | | | | | | |
| 1-0-0 | | 0-0-0 | 0-0-0 | | NEUTRAL | | 0-0-0 | | 0-0-0 | | 1-0-0 | | | | | | | | |
| 18-12-0 | | 0-1-0 | 1-1-0 | | NON-CONFERENCE | | 0-1-0 | | 0-0-0 | | 17-9-0 | | | | | | | | |
| 12-8-0 | | 0-0-0 | 0-0-0 | | HOME | | 0-1-0 | | 0-0-0 | | 12-7-0 | | | | | | | | |
| 5-4-0 | | 0-1-0 | 1-0- | | AWAY | | 0-0-0 | | 0-0-0 | | 4-2-0 | | | | | | | | |
| 1-0-0 | | 0-0-0 | 0-0-0 | | NEUTRAL | | 0-0-0 | | 0-0-0 | | 1-0-0 | | | | | | | | |
| 10-13-0 | | 0-0-0 | 0-0-0 | | CONFERENCE | | 1-5-0 | | 3-3-0 | | 6-5-0 | | | | | | | | |
| 7-5-0 | | 0-0-0 | 0-0-0 | | HOME | | 0-0-0 | | 3-3-0 | | 4-2-0 | | | | | | | | |
| 3-8-0 | | 0-0-0 | 0-0-0 | | AWAY | | 1-5-0 | | 0-0-0 | | 2-3-0 | | | | | | | | |
| 0-0-0 | | 0-0-0 | 0-0-0 | | NEUTRAL | | 0-0-0 | | 0-0-0 | | 0-0-0 | | | | | | | | |
| RPI | S | Opponent | Score | | RPI | S | Opponent | Score | | RPI | S | Opponent | Score | | | | | | |
| 12 | A | South Carolina | 1 | 15 | 28 | A | Old Dominion | 2 | 15 | 55 | H | Ball St. | 4 | 6 | 103 | H | Ga. Southern | 2 | 20 |
| | | | | | 28 | A | Old Dominion | 4 | 1 | 57 | A | Western Caro. | 4 | 11 | 103 | H | Ga. Southern | 6 | 4 |
| | | | | | | | | | | 57 | A | Western Caro. | 4 | 11 | 103 | H | Ga. Southern | 8 | 3 |
| | | | | | | | | | | 57 | A | Western Caro. | 1 | 6 | 145 | H | Elon | 9 | 10 |
| | | | | | | | | | | 90 | A | Davidson | 20 | 7 | 145 | H | Elon | 2 | 12 |
| | | | | | | | | | | 90 | A | Davidson | 7 | 9 | 145 | H | Elon | 7 | 2 |
| | | | | | | | | | | 90 | A | Davidson | 3 | 7 | 181 | A | Furman | 1 | 5 |
| | | | | | | | | | | | | | | | 181 | A | Furman | 5 | 6 |
| | | | | | | | | | | | | | | | 183 | H | Appalachian St. | 4 | 3 |
| | | | | | | | | | | | | | | | 183 | H | Appalachian St. | 4 | 13 |
| | | | | | | | | | | | | | | | 183 | H | Appalachian St. | 5 | 12 |
| | | | | | | | | | | | | | | | 190 | H | UNC Greensboro | 5 | 4 |
| | | | | | | | | | | | | | | | 190 | H | UNC Greensboro | 8 | 4 |
| | | | | | | | | | | | | | | | 190 | H | UNC Greensboro | 2 | 1 |
| | | | | | | | | | | | | | | | 198 | H | Morehead St. | 3 | 5 |
| | | | | | | | | | | | | | | | 199 | A | Gardner-Webb | 7 | 4 |
| | | | | | | | | | | | | | | | 199 | H | Gardner-Webb | 7 | 6 |
| | | | | | | | | | | | | | | | 202 | A | Citadel | 1 | 0 |
| | | | | | | | | | | | | | | | 202 | A | Citadel | 1 | 8 |
| | | | | | | | | | | | | | | | 202 | A | Citadel | 11 | 1 |
| | | | | | | | | | | | | | | | 207 | A | Charleston So. | 10 | 4 |
| | | | | | | | | | | | | | | | 207 | H | Charleston So. | 4 | 7 |
| | | | | | | | | | | | | | | | 210 | A | Winthrop | 2 | 1 |
| | | | | | | | | | | | | | | | 210 | H | Winthrop | 2 | 1 |
| | | | | | | | | | | | | | | | 216 | H | Dayton | 5 | 14 |
| | | | | | | | | | | | | | | | 223 | H | Longwood | 1 | 7 |
| | | | | | | | | | | | | | | | 223 | H | Longwood | 4 | 3 |
| LAST 15 GAMES | | | | 190 | H | UNC Greensboro | 8 | 4 | 202 | A | Citadel | 1 | 8 | 210 | A | Winthrop | 2 | 1 | |
| | | | | 190 | H | UNC Greensboro | 2 | 1 | 207 | H | Charleston So. | 4 | 7 | 210 | H | Winthrop | 2 | 1 | |
| | | | | 190 | H | UNC Greensboro | 5 | 4 | 103 | H | Ga. Southern | 2 | 20 | 216 | H | Dayton | 5 | 14 | |
| | | | | 12 | A | South Carolina | 1 | 15 | | | | | | 223 | H | Longwood | 1 | 7 | |
| | | | | 234 | A | Presbyterian | 10 | 11 | | | | | | 223 | H | Longwood | 4 | 3 | |

Non-Div. I Games:

Wofford

| | | |
|---------------|----|---|
| 202 A Citadel | 11 | 1 |
| 202 A Citadel | 1 | 0 |

| RPI | S | Opponent | Score | |
|-----|---|---------------|-------|----|
| 223 | H | Longwood | 4 | 3 |
| 234 | A | Presbyterian | 10 | 11 |
| 234 | A | Presbyterian | 4 | 5 |
| 234 | H | Presbyterian | 8 | 7 |
| 234 | N | Presbyterian | 10 | 6 |
| 250 | H | Fordham | 5 | 3 |
| 251 | H | Butler | 6 | 2 |
| 259 | A | UNC Asheville | 7 | 3 |
| 260 | H | Savannah St. | 4 | 8 |
| 261 | H | USC Upstate | 3 | 2 |
| 281 | H | Marist | 12 | 10 |
| 281 | H | Marist | 1 | 3 |
| 281 | H | Marist | 3 | 8 |
| 295 | H | Alcorn | 7 | 4 |
| 295 | H | Alcorn | 9 | 4 |
| 295 | H | Alcorn | 12 | 2 |

Wofford

W
o
f
f
o
r
d

W
o
f
f
o
r
d

| Average RPI Win: 197 | | WON-LOST | WINNING | LAST 15 | STRENGTH OF | | OPP. STRENGTH | TEAM | ADJ | | CONF. | ADJ CONF. | | | |
|-----------------------|------------|----------|-----------|---------------|----------------|-------|---------------|-------|--------------|-------|--------------------|-----------|----------|-------|--|
| Average RPI Loss: 162 | | RECORD | PCT. RANK | GAMES | SCHEDULE | | OF SCHEDULE | RPI | RPI | | RPI | RPI | | | |
| DIV. I ONLY | | 22-23-0 | .48889 | 155 | 7-8-0 | | 269 | 185 | 206 | | .47403 | 206 | | | |
| DIV. I NON-CONF. | | 11-12-0 | .47826 | 165 | 2-0-0 | | 235 | 51 | 182 | | .48966 | 182 | | | |
| TOTALS | | RPI 1-25 | RPI 26-50 | | W-L RECORDS | | RPI 51-100 | | RPI 101-150 | | RPI 150+ | | | | |
| 22-23-0 | | 3-4-0 | 0-0-0 | | OVERALL | | 0-0-0 | | 1-5-0 | | 18-14-0 | | | | |
| 10-6-0 | | 2-2-0 | 0-0-0 | | HOME | | 0-0-0 | | 1-2-0 | | 7-2-0 | | | | |
| 12-14-0 | | 1-2-0 | 0-0-0 | | AWAY | | 0-0-0 | | 0-3-0 | | 11-9-0 | | | | |
| 0-3-0 | | 0-0-0 | 0-0-0 | | NEUTRAL | | 0-0-0 | | 0-0-0 | | 0-3-0 | | | | |
| 11-12-0 | | 3-4-0 | 0-0-0 | | NON-CONFERENCE | | 0-0-0 | | 0-0-0 | | 8-8-0 | | | | |
| 3-4-0 | | 2-2-0 | 0-0-0 | | HOME | | 0-0-0 | | 0-0-0 | | 1-2-0 | | | | |
| 8-5-0 | | 1-2-0 | 0-0- | | AWAY | | 0-0-0 | | 0-0-0 | | 7-3-0 | | | | |
| 0-3-0 | | 0-0-0 | 0-0-0 | | NEUTRAL | | 0-0-0 | | 0-0-0 | | 0-3-0 | | | | |
| 11-11-0 | | 0-0-0 | 0-0-0 | | CONFERENCE | | 0-0-0 | | 1-5-0 | | 10-6-0 | | | | |
| 7-2-0 | | 0-0-0 | 0-0-0 | | HOME | | 0-0-0 | | 1-2-0 | | 6-0-0 | | | | |
| 4-9-0 | | 0-0-0 | 0-0-0 | | AWAY | | 0-0-0 | | 0-3-0 | | 4-6-0 | | | | |
| 0-0-0 | | 0-0-0 | 0-0-0 | | NEUTRAL | | 0-0-0 | | 0-0-0 | | 0-0-0 | | | | |
| RPI S | Opponent | Score | | RPI S | Opponent | Score | | RPI S | Opponent | Score | | RPI S | Opponent | Score | |
| 16 H | Cal Poly | 15 | 14 | | | | | | | 131 A | Sacramento St. | 3 | 4 | | |
| 16 H | Cal Poly | 1 | 2 | | | | | | | 131 A | Sacramento St. | 1 | 8 | | |
| 16 H | Cal Poly | 0 | 4 | | | | | | | 131 A | Sacramento St. | 3 | 4 | | |
| 23 A | Washington | 6 | 3 | | | | | | | 134 H | Grand Canyon | 2 | 12 | | |
| 23 H | Washington | 1 | 0 | | | | | | | 134 H | Grand Canyon | 6 | 10 | | |
| 25 A | Oregon | 3 | 4 | | | | | | | 134 H | Grand Canyon | 2 | 1 | | |
| 25 A | Oregon | 2 | 10 | | | | | | | 175 A | Cal St. Northridge | 4 | 2 | | |
| | | | | | | | | | | 175 A | Cal St. Northridge | 4 | 14 | | |
| | | | | | | | | | | 175 A | Cal St. Northridge | 4 | 2 | | |
| | | | | | | | | | | 175 A | Cal St. Northridge | 3 | 4 | | |
| | | | | | | | | | | 178 N | BYU | 2 | 4 | | |
| | | | | | | | | | | 178 N | BYU | 3 | 7 | | |
| | | | | | | | | | | 178 N | BYU | 2 | 8 | | |
| | | | | | | | | | | 180 A | Utah Valley | 2 | 8 | | |
| | | | | | | | | | | 180 A | Utah Valley | 4 | 9 | | |
| | | | | | | | | | | 180 A | Utah Valley | 10 | 9 | | |
| | | | | | | | | | | 188 A | UC Davis | 4 | 3 | | |
| | | | | | | | | | | 188 A | UC Davis | 3 | 4 | | |
| | | | | | | | | | | 188 A | UC Davis | 17 | 5 | | |
| | | | | | | | | | | 188 A | UC Davis | 2 | 1 | | |
| | | | | | | | | | | 204 H | Tex.-Pan American | 6 | 5 | | |
| | | | | | | | | | | 204 H | Tex.-Pan American | 4 | 3 | | |
| | | | | | | | | | | 204 H | Tex.-Pan American | 13 | 8 | | |
| | | | | | | | | | | 254 A | Portland | 9 | 4 | | |
| | | | | | | | | | | 254 A | Portland | 7 | 3 | | |
| | | | | | | | | | | 254 H | Portland | 0 | 6 | | |
| | | | | | | | | | | 254 H | Portland | 5 | 4 | | |
| | | | | LAST 15 GAMES | | | | | | | | | | | |
| | | | | 180 A | Utah Valley | 4 | 9 | 271 A | North Dakota | 12 | 9 | | | | |
| | | | | 180 A | Utah Valley | 2 | 8 | 271 A | North Dakota | 7 | 0 | | | | |
| | | | | 180 A | Utah Valley | 10 | 9 | 271 A | North Dakota | 5 | 6 | | | | |
| | | | | 134 H | Grand Canyon | 6 | 10 | | | | | | | | |
| | | | | 134 H | Grand Canyon | 2 | 1 | | | | | | | | |

Non-Div. I Games: Concordia (OR) 5 2

Seattle

Seattle

| | | | | |
|-----|---|--------------|---|----|
| 134 | H | Grand Canyon | 2 | 12 |
| 23 | A | Washington | 6 | 3 |

Through Games Of May 11, 2014

| RPI | S | Opponent | Score | |
|-----|---|----------------|-------|---|
| 254 | H | Portland | 2 | 6 |
| 255 | A | New Mexico St. | 3 | 5 |
| 255 | A | New Mexico St. | 9 | 3 |
| 255 | A | New Mexico St. | 4 | 7 |
| 255 | A | New Mexico St. | 5 | 6 |
| 271 | A | North Dakota | 12 | 9 |
| 271 | A | North Dakota | 7 | 0 |
| 271 | A | North Dakota | 5 | 6 |
| 293 | H | Northern Colo. | 4 | 3 |
| 293 | H | Northern Colo. | 3 | 1 |
| 293 | H | Northern Colo. | 6 | 0 |

Seattle

S
e
a
t
t
l
e

S
e
a
t
t
l
e

| Average RPI Win: 218 | | WON-LOST | WINNING | LAST 15 | STRENGTH OF | | OPP. STRENGTH | TEAM | ADJ | CONF. | ADJ CONF. |
|-----------------------|----------------|----------|-----------|----------------|--------------|-------|---------------|-------|--------------------|---------|-----------|
| Average RPI Loss: 152 | | RECORD | PCT. RANK | GAMES | SCHEDULE | | OF SCHEDULE | RPI | RPI | RPI | RPI |
| DIV. I ONLY | | 29-21-0 | .58 | 93 | 13-2-0 | | 280 | 174 | 207 | .47332 | 207 |
| DIV. I NON-CONF. | | 18-9-0 | .66667 | 45 | 4-0-0 | | 287 | 214 | 191 | .48372 | 191 |
| TOTALS | | RPI 1-25 | RPI 26-50 | | W-L RECORDS | | RPI 51-100 | | RPI 101-150 | | RPI 150+ |
| 29-21-0 | 1-0-0 | 0-1-0 | | OVERALL | | 0-8-0 | | 0-0-0 | | 28-12-0 | |
| 20-12-0 | 0-0-0 | 0-0-0 | | HOME | | 0-7-0 | | 0-0-0 | | 20-5-0 | |
| 9-9-0 | 1-0-0 | 0-1-0 | | AWAY | | 0-1-0 | | 0-0-0 | | 8-7-0 | |
| 0-0-0 | 0-0-0 | 0-0-0 | | NEUTRAL | | 0-0-0 | | 0-0-0 | | 0-0-0 | |
| 18-9-0 | 1-0-0 | 0-1-0 | | NON-CONFERENCE | | 0-2-0 | | 0-0-0 | | 17-6-0 | |
| 15-5-0 | 0-0-0 | 0-0-0 | | HOME | | 0-1-0 | | 0-0-0 | | 15-4-0 | |
| 3-4-0 | 1-0-0 | 0-0- | | AWAY | | 0-1-0 | | 0-0-0 | | 2-2-0 | |
| 0-0-0 | 0-0-0 | 0-0-0 | | NEUTRAL | | 0-0-0 | | 0-0-0 | | 0-0-0 | |
| 11-12-0 | 0-0-0 | 0-0-0 | | CONFERENCE | | 0-6-0 | | 0-0-0 | | 11-6-0 | |
| 5-7-0 | 0-0-0 | 0-0-0 | | HOME | | 0-6-0 | | 0-0-0 | | 5-1-0 | |
| 6-5-0 | 0-0-0 | 0-0-0 | | AWAY | | 0-0-0 | | 0-0-0 | | 6-5-0 | |
| 0-0-0 | 0-0-0 | 0-0-0 | | NEUTRAL | | 0-0-0 | | 0-0-0 | | 0-0-0 | |
| RPI S | Opponent | Score | | RPI S | Opponent | Score | | RPI S | Opponent | Score | |
| 12 A | South Carolina | 4 | 1 | 45 A | Georgia | 5 | 14 | 51 H | High Point | 9 | 10 |
| | | | | | | | | 51 H | High Point | 1 | 6 |
| | | | | | | | | 51 H | High Point | 4 | 6 |
| | | | | | | | | 73 A | Col. of Charleston | 3 | 12 |
| | | | | | | | | 73 H | Col. of Charleston | 2 | 9 |
| | | | | | | | | 91 H | Radford | 2 | 8 |
| | | | | | | | | 91 H | Radford | 9 | 10 |
| | | | | | | | | 91 H | Radford | 4 | 18 |
| | | | | | | | | 185 H | Toledo | 2 | 3 |
| | | | | | | | | 185 H | Toledo | 6 | 3 |
| | | | | | | | | 185 H | Toledo | 2 | 1 |
| | | | | | | | | 186 A | Coastal Caro. | 2 | 8 |
| | | | | | | | | 186 A | Coastal Caro. | 3 | 1 |
| | | | | | | | | 186 A | Coastal Caro. | 3 | 7 |
| | | | | | | | | 199 H | Gardner-Webb | 7 | 18 |
| | | | | | | | | 199 H | Gardner-Webb | 5 | 3 |
| | | | | | | | | 199 H | Gardner-Webb | 11 | 4 |
| | | | | | | | | 202 A | Citadel | 3 | 10 |
| | | | | | | | | 202 H | Citadel | 12 | 7 |
| | | | | | | | | 205 A | Wofford | 7 | 4 |
| | | | | | | | | 205 H | Wofford | 4 | 10 |
| | | | | | | | | 210 H | Winthrop | 10 | 2 |
| | | | | | | | | 210 H | Winthrop | 6 | 4 |
| | | | | | | | | 210 H | Winthrop | 8 | 6 |
| | | | | | | | | 211 H | Holy Cross | 12 | 7 |
| | | | | | | | | 211 H | Holy Cross | 1 | 0 |
| | | | | | | | | 211 H | Holy Cross | 10 | 4 |
| | | | | | | | | 211 H | Holy Cross | 1 | 7 |
| | | | | | | | | 223 A | Longwood | 4 | 9 |
| | | | | | | | | 223 A | Longwood | 2 | 1 |
| | | | | | | | | 223 A | Longwood | 7 | 8 |
| | | | | | | | | 233 H | Siena | 5 | 3 |
| | | | | | | | | 233 H | Siena | 8 | 5 |
| | | | | | | | | 233 H | Siena | 3 | 0 |
| | | | | | | | | 234 A | Presbyterian | 4 | 0 |
| | | | | LAST 15 GAMES | | | | | | | |
| | | | | 210 H | Winthrop | 6 | 4 | 205 A | Wofford | 7 | 4 |
| | | | | 210 H | Winthrop | 10 | 2 | 260 H | Savannah St. | 7 | 0 |
| | | | | 210 H | Winthrop | 8 | 6 | 259 A | UNC Asheville | 6 | 3 |
| | | | | 202 H | Citadel | 12 | 7 | | | | |
| | | | | 234 A | Presbyterian | 4 | 5 | | | | |

Non-Div. I Games:

Charleston So.

| | | | | |
|-----|---|--------------|---|---|
| 234 | A | Presbyterian | 4 | 0 |
| 234 | A | Presbyterian | 4 | 2 |

| RPI | S | Opponent | Score | |
|-----|---|---------------|-------|---|
| 234 | A | Presbyterian | 4 | 2 |
| 234 | A | Presbyterian | 4 | 5 |
| 243 | H | Villanova | 8 | 4 |
| 243 | H | Villanova | 2 | 1 |
| 243 | H | Villanova | 2 | 0 |
| 259 | A | UNC Asheville | 6 | 3 |
| 259 | A | UNC Asheville | 9 | 1 |
| 260 | A | Savannah St. | 5 | 9 |
| 260 | A | Savannah St. | 10 | 5 |
| 260 | H | Savannah St. | 5 | 7 |
| 260 | H | Savannah St. | 7 | 0 |
| 261 | H | USC Upstate | 7 | 1 |
| 270 | H | Rhode Island | 8 | 4 |

C
h
a
r
l
e
s
t
o
n
S
o
.

C
h
a
r
l
e
s
t
o
n
S
o
.

O
m
a
h
a

Omaha

| | | | | |
|-----|---|------------------|---|---|
| 232 | A | South Dakota St. | 0 | 3 |
| 232 | A | South Dakota St. | 0 | 1 |

| RPI | S | Opponent | Score | |
|-----|---|------------------|-------|----|
| 265 | H | North Dakota St. | 7 | 2 |
| 265 | H | North Dakota St. | 6 | 8 |
| 265 | H | North Dakota St. | 7 | 9 |
| 265 | H | North Dakota St. | 4 | 5 |
| 266 | H | IPFW | 6 | 10 |
| 266 | H | IPFW | 8 | 5 |
| 266 | H | IPFW | 3 | 4 |
| 266 | H | IPFW | 13 | 6 |
| 266 | H | IPFW | 3 | 5 |
| 266 | H | IPFW | 6 | 3 |
| 283 | N | St. Bonaventure | 6 | 2 |
| 285 | N | Milwaukee | 4 | 5 |
| 297 | N | Chicago St. | 1 | 2 |
| 297 | N | Chicago St. | 13 | 10 |

O
m
a
h
a

O
m
a
h
a

| Average RPI Win: | | 202 | WON-LOST | | WINNING | | LAST 15 | | STRENGTH OF | | OPP. STRENGTH | | TEAM | | ADJ | | CONF. | | ADJ CONF. | | | | |
|-------------------|---|------------|----------|-----------|-----------|----------------|---------|------------|-------------|-------------|---------------|------------|------|----------|--------|-------|----------------|-----|-----------|----------|--|-------|--|
| Average RPI Loss: | | 150 | RECORD | | PCT. RANK | | GAMES | | SCHEDULE | | OF SCHEDULE | | RPI | | RPI | | RPI | | RPI | | | | |
| DIV. I ONLY | | | 21-27-0 | | .4375 | 195 | 7-8-0 | | 248 | | 194 | | 209 | | .47141 | 209 | 20 | | 20 | | | | |
| DIV. I NON-CONF. | | | 11-12-0 | | .47826 | 165 | 2-2-0 | | 194 | | 198 | | 148 | | .50284 | 147 | 18 | | 17 | | | | |
| TOTALS | | RPI 1-25 | | RPI 26-50 | | W-L RECORDS | | RPI 51-100 | | RPI 101-150 | | RPI 150+ | | | | | | | | | | | |
| 21-27-0 | | 1-2-0 | | 0-0-0 | | OVERALL | | 2-4-0 | | 2-8-0 | | 16-13-0 | | | | | | | | | | | |
| 4-8-0 | | 0-0-0 | | 0-0-0 | | HOME | | 0-0-0 | | 1-3-0 | | 3-5-0 | | | | | | | | | | | |
| 11-17-0 | | 1-2-0 | | 0-0-0 | | AWAY | | 2-4-0 | | 0-5-0 | | 8-6-0 | | | | | | | | | | | |
| 6-2-0 | | 0-0-0 | | 0-0-0 | | NEUTRAL | | 0-0-0 | | 1-0-0 | | 5-2-0 | | | | | | | | | | | |
| 11-12-0 | | 1-2-0 | | 0-0-0 | | NON-CONFERENCE | | 0-0-0 | | 1-6-0 | | 9-4-0 | | | | | | | | | | | |
| 0-2-0 | | 0-0-0 | | 0-0-0 | | HOME | | 0-0-0 | | 0-1-0 | | 0-1-0 | | | | | | | | | | | |
| 5-8-0 | | 1-2-0 | | 0-0- | | AWAY | | 0-0-0 | | 0-5-0 | | 4-1-0 | | | | | | | | | | | |
| 6-2-0 | | 0-0-0 | | 0-0-0 | | NEUTRAL | | 0-0-0 | | 1-0-0 | | 5-2-0 | | | | | | | | | | | |
| 10-15-0 | | 0-0-0 | | 0-0-0 | | CONFERENCE | | 2-4-0 | | 1-2-0 | | 7-9-0 | | | | | | | | | | | |
| 4-6-0 | | 0-0-0 | | 0-0-0 | | HOME | | 0-0-0 | | 1-2-0 | | 3-4-0 | | | | | | | | | | | |
| 6-9-0 | | 0-0-0 | | 0-0-0 | | AWAY | | 2-4-0 | | 0-0-0 | | 4-5-0 | | | | | | | | | | | |
| 0-0-0 | | 0-0-0 | | 0-0-0 | | NEUTRAL | | 0-0-0 | | 0-0-0 | | 0-0-0 | | | | | | | | | | | |
| RPI | S | Opponent | | Score | | RPI | S | Opponent | | Score | | RPI | S | Opponent | | Score | | RPI | S | Opponent | | Score | |
| 18 | A | Louisville | | 8 | 21 | | | | | 55 | A | Ball St. | 2 | 3 | 109 | A | Michigan | 4 | 12 | | | | |
| 18 | A | Louisville | | 4 | 2 | | | | | 55 | A | Ball St. | 7 | 3 | 110 | A | Memphis | 2 | 3 | | | | |
| 18 | A | Louisville | | 0 | 8 | | | | | 55 | A | Ball St. | 6 | 7 | 110 | A | Memphis | 2 | 4 | | | | |
| | | | | | | | | | | 96 | A | Miami (OH) | 2 | 1 | 110 | A | Memphis | 2 | 5 | | | | |
| | | | | | | | | | | 96 | A | Miami (OH) | 3 | 11 | 111 | A | Michigan St. | 3 | 11 | | | | |
| | | | | | | | | | | 96 | A | Miami (OH) | 6 | 7 | 111 | H | Michigan St. | 4 | 5 | | | | |
| | | | | | | | | | | | | | | | 138 | H | Bowling Green | 6 | 2 | | | | |
| | | | | | | | | | | | | | | | 138 | H | Bowling Green | 9 | 12 | | | | |
| | | | | | | | | | | | | | | | 138 | H | Bowling Green | 1 | 3 | | | | |
| | | | | | | | | | | | | | | | 149 | N | Boston College | 5 | 3 | | | | |
| | | | | | | | | | | | | | | | 170 | A | Buffalo | 4 | 5 | | | | |
| | | | | | | | | | | | | | | | 170 | A | Buffalo | 3 | 7 | | | | |
| | | | | | | | | | | | | | | | 170 | A | Buffalo | 7 | 8 | | | | |
| | | | | | | | | | | | | | | | 185 | A | Toledo | 0 | 1 | | | | |
| | | | | | | | | | | | | | | | 185 | A | Toledo | 3 | 0 | | | | |
| | | | | | | | | | | | | | | | 185 | A | Toledo | 6 | 2 | | | | |
| | | | | | | | | | | | | | | | 187 | H | Akron | 2 | 8 | | | | |
| | | | | | | | | | | | | | | | 189 | N | Northeastern | 2 | 1 | | | | |
| | | | | | | | | | | | | | | | 194 | A | Notre Dame | 6 | 4 | | | | |
| | | | | | | | | | | | | | | | 208 | N | Omaha | 1 | 3 | | | | |
| | | | | | | | | | | | | | | | 213 | H | Northern Ill. | 0 | 2 | | | | |
| | | | | | | | | | | | | | | | 213 | H | Northern Ill. | 7 | 0 | | | | |
| | | | | | | | | | | | | | | | 213 | H | Northern Ill. | 0 | 1 | | | | |
| | | | | | | | | | | | | | | | 217 | A | Valparaiso | 3 | 2 | | | | |
| | | | | | | | | | | | | | | | 217 | H | Valparaiso | 4 | 8 | | | | |
| | | | | | | | | | | | | | | | 225 | N | Georgetown | 6 | 4 | | | | |
| | | | | | | | | | | | | | | | 227 | N | Lehigh | 4 | 5 | | | | |
| | | | | | | | | | | | | | | | | | | | | | | | |
| | | | | | | | | | | | | | | | | | | | | | | | |
| | | | | | | | | | | | | | | | | | | | | | | | |
| | | | | | | | | | | | | | | | | | | | | | | | |
| | | | | | | | | | | | | | | | | | | | | | | | |
| | | | | | | | | | | | | | | | | | | | | | | | |
| | | | | | | | | | | | | | | | | | | | | | | | |
| | | | | | | | | | | | | | | | | | | | | | | | |
| | | | | | | | | | | | | | | | | | | | | | | | |
| | | | | | | | | | | | | | | | | | | | | | | | |
| | | | | | | | | | | | | | | | | | | | | | | | |
| | | | | | | | | | | | | | | | | | | | | | | | |
| | | | | | | | | | | | | | | | | | | | | | | | |
| | | | | | | | | | | | | | | | | | | | | | | | |
| | | | | | | | | | | | | | | | | | | | | | | | |
| | | | | | | | | | | | | | | | | | | | | | | | |
| | | | | | | | | | | | | | | | | | | | | | | | |
| | | | | | | | | | | | | | | | | | | | | | | | |
| | | | | | | | | | | | | | | | | | | | | | | | |
| | | | | | | | | | | | | | | | | | | | | | | | |
| | | | | | | | | | | | | | | | | | | | | | | | |
| | | | | | | | | | | | | | | | | | | | | | | | |
| | | | | | | | | | | | | | | | | | | | | | | | |
| | | | | | | | | | | | | | | | | | | | | | | | |
| | | | | | | | | | | | | | | | | | | | | | | | |
| | | | | | | | | | | | | | | | | | | | | | | | |
| | | | | | | | | | | | | | | | | | | | | | | | |
| | | | | | | | | | | | | | | | | | | | | | | | |
| | | | | | | | | | | | | | | | | | | | | | | | |
| | | | | | | | | | | | | | | | | | | | | | | | |
| | | | | | | | | | | | | | | | | | | | | | | | |
| | | | | | | | | | | | | | | | | | | | | | | | |
| | | | | | | | | | | | | | | | | | | | | | | | |
| | | | | | | | | | | | | | | | | | | | | | | | |
| | | | | | | | | | | | | | | | | | | | | | | | |
| | | | | | | | | | | | | | | | | | | | | | | | |
| | | | | | | | | | | | | | | | | | | | | | | | |

Western Mich.

| | | | | |
|-----|---|---------------|---|---|
| 273 | H | Eastern Mich. | 6 | 1 |
| 273 | H | Eastern Mich. | 3 | 6 |

Through Games Of May 11, 2014

| RPI | S | Opponent | Score | |
|-----|---|-----------------|-------|---|
| 227 | N | Lehigh | 15 | 6 |
| 230 | N | Maine | 4 | 1 |
| 251 | A | Butler | 11 | 1 |
| 251 | A | Butler | 9 | 3 |
| 251 | A | Butler | 2 | 3 |
| 273 | H | Eastern Mich. | 6 | 1 |
| 273 | H | Eastern Mich. | 5 | 1 |
| 273 | H | Eastern Mich. | 3 | 6 |
| 283 | N | St. Bonaventure | 5 | 1 |
| 292 | A | Ohio | 3 | 5 |
| 292 | A | Ohio | 4 | 2 |
| 292 | A | Ohio | 4 | 0 |

Western Mich.

W
e
s
t
e
r
n
M
i
c
h
.

W
e
s
t
e
r
n
M
i
c
h
.

| Average RPI Win: 183 | | WON-LOST RECORD | | WINNING PCT. RANK | | LAST 15 GAMES | | STRENGTH OF SCHEDULE | | OPP. STRENGTH OF SCHEDULE | | TEAM RPI | | ADJ RPI | | CONF. RPI | | ADJ CONF. RPI | | | |
|----------------------|---|-----------------|--|-------------------|---|----------------------|---|----------------------|--|---------------------------|---|----------|----|----------------------|--|-----------|----|---------------|--|---|---|
| DIV. I ONLY | | 22-30-0 | | .42308 206 | | 5-10-0 | | 207 | | 155 | | 210 | | .47119 210 | | 15 | | 15 | | | |
| DIV. I NON-CONF. | | 10-18-0 | | .35714 232 | | 1-3-0 | | 202 | | 141 | | 249 | | .44988 248 | | 17 | | 16 | | | |
| TOTALS | | RPI 1-25 | | RPI 26-50 | | W-L RECORDS | | RPI 51-100 | | RPI 101-150 | | RPI 150+ | | | | | | | | | |
| 22-30-0 | | 0-3-0 | | 1-1-0 | | OVERALL | | 3-7-0 | | 3-2-0 | | 15-17-0 | | | | | | | | | |
| 15-8-0 | | 0-0-0 | | 0-0-0 | | HOME | | 3-2-0 | | 3-2-0 | | 9-4-0 | | | | | | | | | |
| 7-22-0 | | 0-3-0 | | 1-1-0 | | AWAY | | 0-5-0 | | 0-0-0 | | 6-13-0 | | | | | | | | | |
| 0-0-0 | | 0-0-0 | | 0-0-0 | | NEUTRAL | | 0-0-0 | | 0-0-0 | | 0-0-0 | | | | | | | | | |
| 10-18-0 | | 0-3-0 | | 1-1-0 | | NON-CONFERENCE | | 1-3-0 | | 0-2-0 | | 8-9-0 | | | | | | | | | |
| 8-6-0 | | 0-0-0 | | 0-0-0 | | HOME | | 1-1-0 | | 0-2-0 | | 7-3-0 | | | | | | | | | |
| 2-12-0 | | 0-3-0 | | 1-0- | | AWAY | | 0-2-0 | | 0-0-0 | | 1-6-0 | | | | | | | | | |
| 0-0-0 | | 0-0-0 | | 0-0-0 | | NEUTRAL | | 0-0-0 | | 0-0-0 | | 0-0-0 | | | | | | | | | |
| 12-12-0 | | 0-0-0 | | 0-0-0 | | CONFERENCE | | 2-4-0 | | 3-0-0 | | 7-8-0 | | | | | | | | | |
| 7-2-0 | | 0-0-0 | | 0-0-0 | | HOME | | 2-1-0 | | 3-0-0 | | 2-1-0 | | | | | | | | | |
| 5-10-0 | | 0-0-0 | | 0-0-0 | | AWAY | | 0-3-0 | | 0-0-0 | | 5-7-0 | | | | | | | | | |
| 0-0-0 | | 0-0-0 | | 0-0-0 | | NEUTRAL | | 0-0-0 | | 0-0-0 | | 0-0-0 | | | | | | | | | |
| RPI | S | Opponent | | Score | | RPI | S | Opponent | | Score | | RPI | S | Opponent | | Score | | | | | |
| 7 | A | Vanderbilt | | 1 | 9 | 46 | A | Clemson | | 2 | 4 | 51 | A | High Point | | 4 | 7 | | | | |
| 7 | A | Vanderbilt | | 1 | 4 | 47 | A | North Carolina | | 3 | 1 | 51 | A | High Point | | 2 | 4 | | | | |
| 7 | A | Vanderbilt | | 0 | 5 | | | | | | | 51 | A | High Point | | 0 | 6 | | | | |
| | | | | | | | | | | | | 57 | A | Western Caro. | | 0 | 8 | | | | |
| | | | | | | | | | | | | 57 | H | Western Caro. | | 6 | 9 | | | | |
| | | | | | | | | | | | | 90 | A | Davidson | | 0 | 3 | | | | |
| | | | | | | | | | | | | 90 | H | Davidson | | 8 | 4 | | | | |
| | | | | | | | | | | | | 91 | H | Radford | | 7 | 4 | | | | |
| | | | | | | | | | | | | 91 | H | Radford | | 6 | 0 | | | | |
| | | | | | | | | | | | | 91 | H | Radford | | 0 | 1 | | | | |
| | | | | | | | | | | | | | | 186 A Coastal Caro. | | 11 | 3 | | | | |
| | | | | | | | | | | | | | | 186 A Coastal Caro. | | 2 | 1 | | | | |
| | | | | | | | | | | | | | | 186 A Coastal Caro. | | 3 | 9 | | | | |
| | | | | | | | | | | | | | | 187 H Akron | | 6 | 2 | | | | |
| | | | | | | | | | | | | | | 187 H Akron | | 6 | 5 | | | | |
| | | | | | | | | | | | | | | 199 A Gardner-Webb | | 7 | 3 | | | | |
| | | | | | | | | | | | | | | 199 A Gardner-Webb | | 0 | 8 | | | | |
| | | | | | | | | | | | | | | 199 A Gardner-Webb | | 3 | 2 | | | | |
| | | | | | | | | | | | | | | 202 A Citadel | | 4 | 7 | | | | |
| | | | | | | | | | | | | | | 202 H Citadel | | 2 | 3 | | | | |
| | | | | | | | | | | | | | | 205 A Wofford | | 1 | 2 | | | | |
| | | | | | | | | | | | | | | 205 H Wofford | | 1 | 2 | | | | |
| | | | | | | | | | | | | | | 207 A Charleston So. | | 2 | 10 | | | | |
| | | | | | | | | | | | | | | 207 A Charleston So. | | 6 | 8 | | | | |
| | | | | | | | | | | | | | | 207 A Charleston So. | | 4 | 6 | | | | |
| | | | | | | | | | | | | | | 234 A Presbyterian | | 6 | 4 | | | | |
| | | | | | | | | | | | | | | 234 A Presbyterian | | 0 | 6 | | | | |
| LAST 15 GAMES | | | | | | 207 A Charleston So. | | | | | | 4 | 6 | 120 H VMI | | | | | | 1 | 0 |
| | | | | | | 207 A Charleston So. | | | | | | 2 | 10 | 202 A Citadel | | | | | | 4 | 7 |
| | | | | | | 207 A Charleston So. | | | | | | 6 | 8 | 51 A High Point | | | | | | 4 | 7 |
| | | | | | | 278 A N.C. A&T | | | | | | 1 | 4 | | | | | | | | |
| | | | | | | 90 H Davidson | | | | | | 8 | 4 | | | | | | | | |

Non-Div. I Games:

Winthrop

| | | | | |
|-----|---|-----|---|---|
| 120 | H | VMI | 3 | 2 |
| 120 | H | VMI | 6 | 3 |

| RPI | S | Opponent | Score | |
|-----|---|---------------|-------|---|
| 234 | A | Presbyterian | 1 | 3 |
| 259 | H | UNC Asheville | 6 | 7 |
| 259 | H | UNC Asheville | 4 | 3 |
| 259 | H | UNC Asheville | 4 | 3 |
| 261 | A | USC Upstate | 2 | 3 |
| 261 | H | USC Upstate | 13 | 5 |
| 278 | A | N.C. A&T | 1 | 4 |
| 278 | H | N.C. A&T | 8 | 2 |
| 298 | H | Coppin St. | 8 | 4 |
| 298 | H | Coppin St. | 3 | 1 |

Winthrop

W
i
n
t
h
r
o
p

W
i
n
t
h
r
o
p

| | | | | | | | | | | | |
|---------------------------------------|------------|--------------------|----------------------|------------------|-------|-------------------------|------------------------------|-------------|---------------|-------------------|------------------|
| Average RPI Win: Average RPI Loss: | 202 161 | WON-LOST RECORD | WINNING PCT. RANK | LAST 15 GAMES | | STRENGTH OF SCHEDULE | OPP. STRENGTH OF SCHEDULE | TEAM RPI | ADJ RPI | CONF. RPI | ADJ CONF. RPI |
| DIV. I ONLY | | 13-31-0 | .29545 274 | 3-12-0 | | 76 | 278 | 211 | .47054 211 | 24 | 24 |
| DIV. I NON-CONF. | | 9-17-0 | .34615 237 | 2-1-0 | | 66 | 280 | 169 | .49551 169 | 28 | 28 |
| TOTALS | RPI 1-25 | RPI 26-50 | | W-L RECORDS | | RPI 51-100 | | RPI 101-150 | | RPI 150+ | |
| 13-31-0 | 0-0-0 | 2-2-0 | | OVERALL | | 0-0-0 | | 1-16-0 | | 10-13-0 | |
| 4-7-0 | 0-0-0 | 0-0-0 | | HOME | | 0-0-0 | | 0-6-0 | | 4-1-0 | |
| 9-24-0 | 0-0-0 | 2-2-0 | | AWAY | | 0-0-0 | | 1-10-0 | | 6-12-0 | |
| 0-0-0 | 0-0-0 | 0-0-0 | | NEUTRAL | | 0-0-0 | | 0-0-0 | | 0-0-0 | |
| 9-17-0 | 0-0-0 | 2-2-0 | | NON-CONFERENCE | | 0-0-0 | | 0-9-0 | | 7-6-0 | |
| 3-2-0 | 0-0-0 | 0-0-0 | | HOME | | 0-0-0 | | 0-2-0 | | 3-0-0 | |
| 6-15-0 | 0-0-0 | 2-0- | | AWAY | | 0-0-0 | | 0-7-0 | | 4-6-0 | |
| 0-0-0 | 0-0-0 | 0-0-0 | | NEUTRAL | | 0-0-0 | | 0-0-0 | | 0-0-0 | |
| 4-14-0 | 0-0-0 | 0-0-0 | | CONFERENCE | | 0-0-0 | | 1-7-0 | | 3-7-0 | |
| 1-5-0 | 0-0-0 | 0-0-0 | | HOME | | 0-0-0 | | 0-4-0 | | 1-1-0 | |
| 3-9-0 | 0-0-0 | 0-0-0 | | AWAY | | 0-0-0 | | 1-3-0 | | 2-6-0 | |
| 0-0-0 | 0-0-0 | 0-0-0 | | NEUTRAL | | 0-0-0 | | 0-0-0 | | 0-0-0 | |
| RPI S | Opponent | Score | RPI S | Opponent | Score | RPI S | Opponent | Score | RPI S | Opponent | Score |
| | | | 42 A | Mississippi St. | 2 6 | | | | 103 A | Ga. Southern | 2 6 |
| | | | 42 A | Mississippi St. | 6 1 | | | | 103 A | Ga. Southern | 8 9 |
| | | | 42 A | Mississippi St. | 7 6 | | | | 103 A | Ga. Southern | 1 7 |
| | | | 42 A | Mississippi St. | 4 8 | | | | 103 A | Ga. Southern | 1 3 |
| | | | | | | | | | 114 A | St. John's (NY) | 3 9 |
| | | | | | | | | | 114 A | St. John's (NY) | 3 4 |
| | | | | | | | | | 114 A | St. John's (NY) | 3 5 |
| | | | | | | | | | 118 A | Bucknell | 4 0 |
| | | | | | | | | | 118 A | Bucknell | 3 7 |
| | | | | | | | | | 118 A | Bucknell | 2 4 |
| | | | | | | | | | 118 A | Bucknell | 0 5 |
| | | | | | | | | | 128 H | Hartford | 6 8 |
| | | | | | | | | | 142 H | Central Conn. St. | 4 6 |
| | | | | | | | | | 147 H | Army | 1 5 |
| | | | | | | | | | 147 H | Army | 0 3 |
| | | | | | | | | | 147 H | Army | 1 5 |
| | | | | | | | | | 147 H | Army | 0 1 |
| | | | | | | | | | 177 A | Dartmouth | 7 8 |
| | | | | | | | | | 207 A | Charleston So. | 7 12 |
| | | | | | | | | | 207 A | Charleston So. | 4 10 |
| | | | | | | | | | 207 A | Charleston So. | 0 1 |
| | | | | | | | | | 207 A | Charleston So. | 7 1 |
| | | | | | | | | | 227 A | Lehigh | 3 15 |
| | | | | | | | | | 227 A | Lehigh | 5 6 |
| | | | | | | | | | 227 A | Lehigh | 0 3 |
| | | | | | | | | | 227 A | Lehigh | 0 1 |
| | | | | | | | | | 230 H | Maine | 10 5 |

Non-Div. I Games:

Holy Cross

Holy Cross

| | | | | |
|-----|---|-------|----|---|
| 230 | H | Maine | 10 | 5 |
| 147 | H | Army | 0 | 3 |

Through Games Of May 11, 2014

| RPI | S | Opponent | Score | |
|-----|---|-----------|-------|----|
| 233 | A | Siena | 8 | 14 |
| 235 | A | Yale | 16 | 6 |
| 235 | A | Yale | 3 | 4 |
| 235 | A | Yale | 8 | 3 |
| 235 | A | Yale | 10 | 3 |
| 242 | H | Lafayette | 6 | 5 |
| 242 | H | Lafayette | 2 | 3 |
| 247 | H | Brown | 9 | 0 |
| 258 | A | Navy | 6 | 1 |
| 258 | A | Navy | 1 | 3 |
| 258 | A | Navy | 6 | 3 |
| 258 | A | Navy | 2 | 13 |
| 281 | H | Marist | 5 | 3 |

Holy Cross

H
O
L
Y
C
R
O
S
S

H
O
L
Y
C
R
O
S
S

| Average RPI Win: 221 | | WON-LOST | WINNING | LAST 15 | STRENGTH OF | | OPP. STRENGTH | TEAM | ADJ | | CONF. | ADJ CONF. | |
|-----------------------|----------|----------|-----------|----------------|-------------|-------|---------------|-------|-------------|---------------|----------|-----------|----|
| Average RPI Loss: 154 | | RECORD | PCT. RANK | GAMES | SCHEDULE | | OF SCHEDULE | RPI | RPI | | RPI | RPI | |
| DIV. I ONLY | | 18-21-0 | .46154 | 173 | 5-10-0 | | 263 | 205 | 212 | .4703 | 212 | 22 | 22 |
| DIV. I NON-CONF. | | 9-10-0 | .47368 | 169 | 1-2-0 | | 270 | 226 | 198 | .48001 | 197 | 15 | 15 |
| TOTALS | | RPI 1-25 | RPI 26-50 | | W-L RECORDS | | RPI 51-100 | | RPI 101-150 | | RPI 150+ | | |
| 18-21-0 | 0-0-0 | 0-4-0 | | OVERALL | | 0-0-0 | | 1-7-0 | | 17-10-0 | | | |
| 4-8-0 | 0-0-0 | 0-4-0 | | HOME | | 0-0-0 | | 0-0-0 | | 4-4-0 | | | |
| 14-9-0 | 0-0-0 | 0-0-0 | | AWAY | | 0-0-0 | | 1-3-0 | | 13-6-0 | | | |
| 0-4-0 | 0-0-0 | 0-0-0 | | NEUTRAL | | 0-0-0 | | 0-4-0 | | 0-0-0 | | | |
| 9-10-0 | 0-0-0 | 0-0-0 | | NON-CONFERENCE | | 0-0-0 | | 0-4-0 | | 9-6-0 | | | |
| 0-2-0 | 0-0-0 | 0-0-0 | | HOME | | 0-0-0 | | 0-0-0 | | 0-2-0 | | | |
| 9-4-0 | 0-0-0 | 0-0- | | AWAY | | 0-0-0 | | 0-0-0 | | 9-4-0 | | | |
| 0-4-0 | 0-0-0 | 0-0-0 | | NEUTRAL | | 0-0-0 | | 0-4-0 | | 0-0-0 | | | |
| 9-11-0 | 0-0-0 | 0-4-0 | | CONFERENCE | | 0-0-0 | | 1-3-0 | | 8-4-0 | | | |
| 4-6-0 | 0-0-0 | 0-4-0 | | HOME | | 0-0-0 | | 0-0-0 | | 4-2-0 | | | |
| 5-5-0 | 0-0-0 | 0-0-0 | | AWAY | | 0-0-0 | | 1-3-0 | | 4-2-0 | | | |
| 0-0-0 | 0-0-0 | 0-0-0 | | NEUTRAL | | 0-0-0 | | 0-0-0 | | 0-0-0 | | | |
| RPI S | Opponent | Score | RPI S | Opponent | Score | RPI S | Opponent | Score | RPI S | Opponent | Score | | |
| | | | 43 H | Columbia | 0 8 | | | | 135 A | Penn | 2 9 | | |
| | | | 43 H | Columbia | 0 2 | | | | 135 A | Penn | 9 0 | | |
| | | | 43 H | Columbia | 4 8 | | | | 135 A | Penn | 2 4 | | |
| | | | 43 H | Columbia | 0 1 | | | | 135 A | Penn | 2 11 | | |
| | | | | | | | | | 141 N | Sacred Heart | 1 2 | | |
| | | | | | | | | | 141 N | Sacred Heart | 2 7 | | |
| | | | | | | | | | 141 N | Sacred Heart | 0 3 | | |
| | | | | | | | | | 141 N | Sacred Heart | 3 5 | | |
| | | | | | | | | | 154 A | George Mason | 1 2 | | |
| | | | | | | | | | 154 A | George Mason | 3 2 | | |
| | | | | | | | | | 160 A | Binghamton | 6 1 | | |
| | | | | | | | | | 160 H | Binghamton | 6 8 | | |
| | | | | | | | | | 160 H | Binghamton | 0 7 | | |
| | | | | | | | | | 177 H | Dartmouth | 3 2 | | |
| | | | | | | | | | 177 H | Dartmouth | 4 5 | | |
| | | | | | | | | | 191 A | James Madison | 15 16 | | |
| | | | | | | | | | 191 A | James Madison | 14 8 | | |
| | | | | | | | | | 191 A | James Madison | 17 8 | | |
| | | | | | | | | | 224 A | Princeton | 4 5 | | |
| | | | | | | | | | 224 A | Princeton | 4 2 | | |
| | | | | | | | | | 224 H | Princeton | 4 2 | | |
| | | | | | | | | | 224 H | Princeton | 6 4 | | |
| | | | | | | | | | 235 A | Yale | 6 4 | | |
| | | | | | | | | | 235 A | Yale | 0 1 | | |
| | | | | | | | | | 247 A | Brown | 4 1 | | |
| | | | | | | | | | 247 A | Brown | 6 5 | | |
| | | | | | | | | | 258 A | Navy | 4 2 | | |
| LAST 15 GAMES | | | | | | | | | | | | | |
| | | | 224 A | Princeton | 4 5 | 43 H | Columbia | 0 1 | 235 A | Yale | 6 4 | | |
| | | | 224 A | Princeton | 4 2 | 43 H | Columbia | 0 8 | 235 A | Yale | 0 1 | | |
| | | | 224 H | Princeton | 6 4 | 160 H | Binghamton | 0 7 | 247 A | Brown | 4 1 | | |
| | | | 224 H | Princeton | 4 2 | | | | 247 A | Brown | 6 5 | | |
| | | | 160 H | Binghamton | 6 8 | | | | 258 A | Navy | 4 2 | | |

Non-Div. I Games:

Cornell

| | | | | |
|----|---|----------|---|---|
| 43 | H | Columbia | 0 | 2 |
| 43 | H | Columbia | 4 | 8 |

| RPI | S | Opponent | Score | |
|-----|---|-------------------|-------|---|
| 258 | A | Navy | 3 | 2 |
| 258 | A | Navy | 2 | 4 |
| 261 | A | George Washington | 4 | 3 |
| 261 | A | George Washington | 8 | 1 |
| 261 | A | George Washington | 6 | 2 |
| 261 | A | George Washington | 3 | 4 |
| 272 | H | Harvard | 5 | 6 |
| 272 | H | Harvard | 6 | 2 |

[illegible]

Non-Div. I Games:

Northern Ill.

| | | | | |
|-----|---|--------------|---|---|
| 150 | A | Kent St. | 3 | 4 |
| 241 | H | Northwestern | 4 | 0 |

| RPI | S | Opponent | Score | |
|-----|---|---------------|-------|----|
| 193 | N | Southern Ill. | 1 | 0 |
| 193 | N | Southern Ill. | 1 | 2 |
| 209 | A | Western Mich. | 0 | 7 |
| 209 | A | Western Mich. | 2 | 0 |
| 209 | A | Western Mich. | 1 | 0 |
| 217 | A | Valparaiso | 10 | 6 |
| 239 | A | Ill.-Chicago | 8 | 7 |
| 239 | A | Ill.-Chicago | 9 | 10 |
| 241 | H | Northwestern | 4 | 0 |
| 273 | A | Eastern Mich. | 4 | 8 |
| 273 | A | Eastern Mich. | 10 | 2 |
| 273 | A | Eastern Mich. | 5 | 3 |
| 285 | H | Milwaukee | 3 | 2 |
| 285 | H | Milwaukee | 2 | 3 |

N
o
r
t
h
e
r
n
I
l
l
.

N
o
r
t
h
e
r
n
I
l
l
.

| | | | | | | | | | | | |
|-------------------|---------------|-----------|-----------|----------------|-------------|----------------|---------------|-------------|-------|----------------|-------|
| Average RPI Win: | 160 | WON-LOST | WINNING | LAST 15 | STRENGTH OF | OPP. STRENGTH | TEAM | ADJ | CONF. | ADJ CONF. | |
| Average RPI Loss: | 116 | RECORD | PCT. RANK | GAMES | SCHEDULE | OF SCHEDULE | RPI | RPI | RPI | RPI | |
| DIV. I ONLY | 16-28-0 | .36364 | 241 | 3-8-0 | 156 | 101 | 215 | .46924 | 214 | 8 | 8 |
| DIV. I NON-CONF. | 6-12-0 | .33333 | 239 | 0-1-0 | 283 | 182 | 277 | .42832 | 277 | 9 | 8 |
| <hr/> | | | | | | | | | | | |
| TOTALS | RPI 1-25 | RPI 26-50 | | W-L RECORDS | | RPI 51-100 | | RPI 101-150 | | RPI 150+ | |
| 16-28-0 | 0-0-0 | 0-4-0 | | OVERALL | | 6-13-0 | | 1-3-0 | | 9-8-0 | |
| 10-7-0 | 0-0-0 | 0-3-0 | | HOME | | 3-3-0 | | 0-0-0 | | 7-1-0 | |
| 5-17-0 | 0-0-0 | 0-1-0 | | AWAY | | 3-9-0 | | 1-2-0 | | 1-5-0 | |
| 1-4-0 | 0-0-0 | 0-0-0 | | NEUTRAL | | 0-1-0 | | 0-1-0 | | 1-2-0 | |
| <hr/> | | | | | | | | | | | |
| 6-12-0 | 0-0-0 | 0-1-0 | | NON-CONFERENCE | | 1-3-0 | | 0-1-0 | | 5-7-0 | |
| 3-0-0 | 0-0-0 | 0-0-0 | | HOME | | 0-0-0 | | 0-0-0 | | 3-0-0 | |
| 2-8-0 | 0-0-0 | 0-0- | | AWAY | | 1-2-0 | | 0-0-0 | | 1-5-0 | |
| 1-4-0 | 0-0-0 | 0-0-0 | | NEUTRAL | | 0-1-0 | | 0-1-0 | | 1-2-0 | |
| <hr/> | | | | | | | | | | | |
| 10-16-0 | 0-0-0 | 0-3-0 | | CONFERENCE | | 5-10-0 | | 1-2-0 | | 4-1-0 | |
| 7-7-0 | 0-0-0 | 0-3-0 | | HOME | | 3-3-0 | | 0-0-0 | | 4-1-0 | |
| 3-9-0 | 0-0-0 | 0-0-0 | | AWAY | | 2-7-0 | | 1-2-0 | | 0-0-0 | |
| 0-0-0 | 0-0-0 | 0-0-0 | | NEUTRAL | | 0-0-0 | | 0-0-0 | | 0-0-0 | |
| <hr/> | | | | | | | | | | | |
| RPI | S | Opponent | Score | RPI | S | Opponent | Score | RPI | S | Opponent | Score |
| | | | | 28 | H | Old Dominion | 3 6 | 61 | A | FIU | 1 11 |
| | | | | 28 | H | Old Dominion | 3 8 | 61 | A | FIU | 0 9 |
| | | | | 28 | H | Old Dominion | 1 9 | 61 | A | FIU | 1 3 |
| | | | | 29 | A | West Virginia | 3 10 | 62 | A | UAB | 2 3 |
| | | | | | | | | 62 | A | UAB | 2 5 |
| | | | | | | | | 62 | A | UAB | 2 10 |
| | | | | | | | | 67 | H | Southern Miss. | 1 3 |
| | | | | | | | | 67 | H | Southern Miss. | 5 9 |
| | | | | | | | | 67 | H | Southern Miss. | 5 3 |
| | | | | | | | | 71 | A | East Carolina | 0 1 |
| | | | | | | | | 71 | A | East Carolina | 9 8 |
| | | | | | | | | 71 | A | East Carolina | 5 2 |
| | | | | | | | | 84 | N | Duke | 2 5 |
| | | | | | | | | 93 | H | Fla. Atlantic | 3 17 |
| | | | | | | | | 93 | H | Fla. Atlantic | 7 3 |
| | | | | | | | | 93 | H | Fla. Atlantic | 5 0 |
| | | | | | | | | 94 | A | Wake Forest | 4 1 |
| | | | | | | | | 94 | A | Wake Forest | 3 4 |
| | | | | | | | | 100 | A | Ohio St. | 0 4 |
| | | | | LAST 15 GAMES | | | | | | | |
| | | | | 28 | H | Old Dominion | 3 8 | 62 | A | UAB | 2 3 |
| | | | | 28 | H | Old Dominion | 1 9 | 62 | A | UAB | 2 10 |
| | | | | 28 | H | Old Dominion | 3 6 | 29 | A | West Virginia | 3 10 |
| | | | | 240 | H | Louisiana Tech | 7 8 | | | | |
| | | | | 240 | H | Louisiana Tech | 7 3 | | | | |
| <hr/> | | | | | | | | | | | |
| Non-Div. I Games: | West Va. Tech | 7 | 2 | West Va. Tech | 6 | 1 | West Va. Tech | 7 | 0 | West Va. Tech | 6 2 |
| Marshall | | | | | | | | | | | |

| | | |
|----------------------|---|---|
| 240 H Louisiana Tech | 4 | 3 |
| 62 A UAB | 2 | 5 |

M
a
r
s
h
a
l
l

M
a
r
s
h
a
l
l

| Average RPI Win: | | 232 | WON-LOST RECORD | | WINNING PCT. RANK | | LAST 15 GAMES | | STRENGTH OF SCHEDULE | | OPP. STRENGTH OF SCHEDULE | | TEAM RPI | | ADJ RPI | | CONF. RPI | | ADJ CONF. RPI | | | | |
|------------------|---|----------|-----------------|-----------|-------------------|----------------|---------------|--------------|----------------------|-------------|---------------------------|---------------|----------|--------------|------------|-------|-----------|---------------|---------------|-----------------|--|-------|----|
| DIV. I ONLY | | | 24-24-0 | | .5 139 | | 11-4-0 | | 235 | | 264 | | 216 | | .46891 215 | | 30 | | 30 | | | | |
| DIV. I NON-CONF. | | | 10-14-0 | | .41667 203 | | 5-1-0 | | 61 | | 187 | | 175 | | .49101 175 | | 30 | | 30 | | | | |
| TOTALS | | RPI 1-25 | | RPI 26-50 | | W-L RECORDS | | RPI 51-100 | | RPI 101-150 | | RPI 150+ | | | | | | | | | | | |
| 24-24-0 | | 1-0-0 | | 0-5-0 | | OVERALL | | 0-4-0 | | 0-0-0 | | 23-15-0 | | | | | | | | | | | |
| 14-12-0 | | 0-0-0 | | 0-2-0 | | HOME | | 0-1-0 | | 0-0-0 | | 14-9-0 | | | | | | | | | | | |
| 10-12-0 | | 1-0-0 | | 0-3-0 | | AWAY | | 0-3-0 | | 0-0-0 | | 9-6-0 | | | | | | | | | | | |
| 0-0-0 | | 0-0-0 | | 0-0-0 | | NEUTRAL | | 0-0-0 | | 0-0-0 | | 0-0-0 | | | | | | | | | | | |
| 10-14-0 | | 1-0-0 | | 0-5-0 | | NON-CONFERENCE | | 0-4-0 | | 0-0-0 | | 9-5-0 | | | | | | | | | | | |
| 8-6-0 | | 0-0-0 | | 0-2-0 | | HOME | | 0-1-0 | | 0-0-0 | | 8-3-0 | | | | | | | | | | | |
| 2-8-0 | | 1-0-0 | | 0-0- | | AWAY | | 0-3-0 | | 0-0-0 | | 1-2-0 | | | | | | | | | | | |
| 0-0-0 | | 0-0-0 | | 0-0-0 | | NEUTRAL | | 0-0-0 | | 0-0-0 | | 0-0-0 | | | | | | | | | | | |
| 14-10-0 | | 0-0-0 | | 0-0-0 | | CONFERENCE | | 0-0-0 | | 0-0-0 | | 14-10-0 | | | | | | | | | | | |
| 6-6-0 | | 0-0-0 | | 0-0-0 | | HOME | | 0-0-0 | | 0-0-0 | | 6-6-0 | | | | | | | | | | | |
| 8-4-0 | | 0-0-0 | | 0-0-0 | | AWAY | | 0-0-0 | | 0-0-0 | | 8-4-0 | | | | | | | | | | | |
| 0-0-0 | | 0-0-0 | | 0-0-0 | | NEUTRAL | | 0-0-0 | | 0-0-0 | | 0-0-0 | | | | | | | | | | | |
| RPI | S | Opponent | | Score | | RPI | S | Opponent | | Score | | RPI | S | Opponent | | Score | | RPI | S | Opponent | | Score | |
| 3 | A | Florida | | 4 | 3 | 27 | A | Mercer | | 4 | 12 | 74 | A | FGCU | | 1 | 8 | 161 | A | Jacksonville | | 1 | 20 |
| | | | | | | 27 | A | Mercer | | 2 | 10 | 74 | A | FGCU | | 2 | 15 | 161 | A | Jacksonville | | 5 | 4 |
| | | | | | | 27 | H | Mercer | | 0 | 3 | 74 | A | FGCU | | 3 | 4 | 161 | H | Jacksonville | | 6 | 5 |
| | | | | | | 27 | H | Mercer | | 5 | 8 | 74 | H | FGCU | | 6 | 7 | 161 | H | Jacksonville | | 6 | 5 |
| | | | | | | 48 | A | UCF | | 4 | 11 | | | | | | | 164 | H | North Florida | | 2 | 0 |
| | | | | | | | | | | | | | | | | | | 169 | H | Alabama St. | | 4 | 3 |
| | | | | | | | | | | | | | | | | | | 169 | H | Alabama St. | | 2 | 1 |
| | | | | | | | | | | | | | | | | | | 179 | A | Stetson | | 3 | 6 |
| | | | | | | | | | | | | | | | | | | 182 | H | Troy | | 6 | 7 |
| | | | | | | | | | | | | | | | | | | 218 | A | Bethune-Cookman | | 1 | 8 |
| | | | | | | | | | | | | | | | | | | 218 | A | Bethune-Cookman | | 5 | 1 |
| | | | | | | | | | | | | | | | | | | 218 | A | Bethune-Cookman | | 2 | 4 |
| | | | | | | | | | | | | | | | | | | 218 | H | Bethune-Cookman | | 2 | 4 |
| | | | | | | | | | | | | | | | | | | 218 | H | Bethune-Cookman | | 5 | 10 |
| | | | | | | | | | | | | | | | | | | 218 | H | Bethune-Cookman | | 6 | 11 |
| | | | | | | | | | | | | | | | | | | 258 | H | Navy | | 7 | 3 |
| | | | | | | | | | | | | | | | | | | 258 | H | Navy | | 0 | 2 |
| | | | | | | | | | | | | | | | | | | 258 | H | Navy | | 3 | 2 |
| | | | | | | | | | | | | | | | | | | 260 | A | Savannah St. | | 3 | 2 |
| | | | | | | | | | | | | | | | | | | 260 | A | Savannah St. | | 11 | 7 |
| | | | | | | | | | | | | | | | | | | 260 | A | Savannah St. | | 10 | 7 |
| | | | | | | | | | | | | | | | | | | 260 | H | Savannah St. | | 6 | 5 |
| | | | | | | | | | | | | | | | | | | 260 | H | Savannah St. | | 3 | 8 |
| | | | | | | | | | | | | | | | | | | 260 | H | Savannah St. | | 9 | 8 |
| | | | | | | | | | | | | | | | | | | 278 | A | N.C. A&T | | 5 | 2 |
| | | | | | | | | | | | | | | | | | | 278 | A | N.C. A&T | | 11 | 7 |
| | | | | | | | | | | | | | | | | | | 278 | A | N.C. A&T | | 4 | 2 |
| LAST 15 GAMES | | | | | | LAST 15 GAMES | | | | | | LAST 15 GAMES | | | | | | LAST 15 GAMES | | | | | |
| | | | | | | 290 | H | N.C. Central | | 9 | 8 | 290 | A | N.C. Central | | 5 | 8 | 260 | H | Savannah St. | | 3 | 8 |
| | | | | | | 161 | A | Jacksonville | | 5 | 4 | 290 | A | N.C. Central | | 7 | 3 | 260 | H | Savannah St. | | 9 | 8 |
| | | | | | | 161 | H | Jacksonville | | 6 | 5 | 3 | A | Florida | | 4 | 3 | 278 | A | N.C. A&T | | 5 | 2 |
| | | | | | | 278 | H | N.C. A&T | | 4 | 3 | | | | | | | 278 | A | N.C. A&T | | 11 | 7 |
| | | | | | | 278 | H | N.C. A&T | | 3 | 7 | | | | | | | 278 | A | N.C. A&T | | 4 | 2 |

Non-Div. I Games:

Florida A&M

| | | |
|--------------------|----|----|
| 278 H N.C. A&T | 1 | 0 |
| 290 A N.C. Central | 11 | 15 |

| RPI | S | Opponent | Score | |
|-----|---|--------------|-------|----|
| 278 | H | N.C. A&T | 1 | 0 |
| 278 | H | N.C. A&T | 4 | 3 |
| 278 | H | N.C. A&T | 3 | 7 |
| 288 | H | Jackson St. | 7 | 6 |
| 288 | H | Jackson St. | 6 | 8 |
| 290 | A | N.C. Central | 5 | 8 |
| 290 | A | N.C. Central | 11 | 15 |
| 290 | A | N.C. Central | 7 | 3 |
| 290 | H | N.C. Central | 5 | 6 |
| 290 | H | N.C. Central | 9 | 8 |
| 290 | H | N.C. Central | 13 | 5 |

Florida A&M

F
l
o
r
i
d
a
A
&
M

F
l
o
r
i
d
a
A
&
M

| Average RPI Win: 188 | | WON-LOST | WINNING | LAST 15 | STRENGTH OF | | OPP. STRENGTH | TEAM | ADJ | | CONF. | ADJ CONF. |
|-----------------------|----------|----------|-----------|----------|----------------|-------|----------------|-------|-------------|---------------|----------|-----------|
| Average RPI Loss: 173 | | RECORD | PCT. RANK | GAMES | SCHEDULE | | OF SCHEDULE | RPI | RPI | | RPI | RPI |
| DIV. I ONLY | | 21-26-0 | .44681 | 190 | 6-9-0 | | 239 | 207 | 217 | | .46811 | 216 |
| DIV. I NON-CONF. | | 8-15-0 | .34783 | 235 | 1-2-0 | | 165 | 206 | 220 | | .46991 | 219 |
| TOTALS | | RPI 1-25 | RPI 26-50 | | W-L RECORDS | | RPI 51-100 | | RPI 101-150 | | RPI 150+ | |
| 21-26-0 | | 0-0-0 | 0-0-0 | | OVERALL | | 6-4-0 | | 0-4-0 | | 15-18-0 | |
| 11-6-0 | | 0-0-0 | 0-0-0 | | HOME | | 2-0-0 | | 0-0-0 | | 9-6-0 | |
| 9-16-0 | | 0-0-0 | 0-0-0 | | AWAY | | 3-4-0 | | 0-3-0 | | 6-9-0 | |
| 1-4-0 | | 0-0-0 | 0-0-0 | | NEUTRAL | | 1-0-0 | | 0-1-0 | | 0-3-0 | |
| 8-15-0 | | 0-0-0 | 0-0-0 | | NON-CONFERENCE | | 5-2-0 | | 0-4-0 | | 3-9-0 | |
| 3-2-0 | | 0-0-0 | 0-0-0 | | HOME | | 2-0-0 | | 0-0-0 | | 1-2-0 | |
| 4-9-0 | | 0-0-0 | 0-0- | | AWAY | | 2-2-0 | | 0-3-0 | | 2-4-0 | |
| 1-4-0 | | 0-0-0 | 0-0-0 | | NEUTRAL | | 1-0-0 | | 0-1-0 | | 0-3-0 | |
| 13-11-0 | | 0-0-0 | 0-0-0 | | CONFERENCE | | 1-2-0 | | 0-0-0 | | 12-9-0 | |
| 8-4-0 | | 0-0-0 | 0-0-0 | | HOME | | 0-0-0 | | 0-0-0 | | 8-4-0 | |
| 5-7-0 | | 0-0-0 | 0-0-0 | | AWAY | | 1-2-0 | | 0-0-0 | | 4-5-0 | |
| 0-0-0 | | 0-0-0 | 0-0-0 | | NEUTRAL | | 0-0-0 | | 0-0-0 | | 0-0-0 | |
| RPI S | Opponent | Score | RPI S | Opponent | Score | RPI S | Opponent | Score | RPI S | Opponent | Score | |
| | | | | | | 55 N | Ball St. | 4 3 | 105 N | Xavier | 1 16 | |
| | | | | | | 64 A | Saint Joseph's | 6 1 | 112 A | Wright St. | 0 6 | |
| | | | | | | 64 A | Saint Joseph's | 2 10 | 112 A | Wright St. | 4 8 | |
| | | | | | | 64 A | Saint Joseph's | 2 3 | 112 A | Wright St. | 1 13 | |
| | | | | | | 76 H | Canisius | 9 4 | 152 A | Saint Louis | 5 8 | |
| | | | | | | 76 H | Canisius | 5 3 | 152 A | Saint Louis | 4 7 | |
| | | | | | | 88 A | Middle Tenn. | 6 8 | 152 A | Saint Louis | 9 3 | |
| | | | | | | 96 A | Miami (OH) | 10 2 | 155 H | Richmond | 2 4 | |
| | | | | | | 96 A | Miami (OH) | 4 8 | 155 H | Richmond | 10 9 | |
| | | | | | | 100 A | Ohio St. | 8 5 | 155 H | Richmond | 19 10 | |
| | | | | | | | | | 168 H | Cincinnati | 5 18 | |
| | | | | | | | | | 171 N | Bradley | 5 8 | |
| | | | | | | | | | 171 N | Bradley | 0 5 | |
| | | | | | | | | | 171 N | Bradley | 5 11 | |
| | | | | | | | | | 172 A | Lipscomb | 3 12 | |
| | | | | | | | | | 185 A | Toledo | 4 5 | |
| | | | | | | | | | 185 H | Toledo | 6 11 | |
| | | | | | | | | | 201 A | Belmont | 4 1 | |
| | | | | | | | | | 205 A | Wofford | 14 5 | |
| | | | | | | | | | 238 A | Austin Peay | 5 8 | |
| | | | | | | | | | 246 A | Massachusetts | 6 5 | |
| | | | | | | | | | 246 A | Massachusetts | 4 5 | |
| | | | | | | | | | 246 A | Massachusetts | 6 2 | |
| | | | | | | 249 H | La Salle | 9 7 | 249 H | La Salle | 5 0 | |
| | | | | | | 249 H | La Salle | 5 0 | 249 H | La Salle | 9 7 | |
| | | | | | | 249 H | La Salle | 5 8 | 249 H | La Salle | 5 8 | |
| | | | | | | 112 A | Wright St. | 0 6 | 249 H | La Salle | 5 8 | |
| | | | | | | 152 A | Saint Louis | 5 8 | 250 A | Fordham | 4 5 | |

Non-Div. I Games: Baldwin Wallace 12 9

Dayton

Dayton

| | | | | |
|-----|---|-------------|---|---|
| 152 | A | Saint Louis | 9 | 3 |
| 152 | A | Saint Louis | 4 | 7 |

Through Games Of May 11, 2014

| RPI | S | Opponent | Score | |
|-----|---|-----------------|-------|----|
| 250 | A | Fordham | 6 | 3 |
| 250 | A | Fordham | 3 | 6 |
| 261 | A | USC Upstate | 2 | 13 |
| 270 | H | Rhode Island | 9 | 5 |
| 270 | H | Rhode Island | 1 | 0 |
| 270 | H | Rhode Island | 8 | 3 |
| 273 | H | Eastern Mich. | 7 | 6 |
| 283 | H | St. Bonaventure | 5 | 1 |
| 283 | H | St. Bonaventure | 9 | 10 |
| 283 | H | St. Bonaventure | 4 | 13 |

Dayton

D
a
y
t
o
n

D
a
y
t
o
n

| Average RPI Win: | 182 | WON-LOST | WINNING | LAST 15 | STRENGTH OF | OPP. STRENGTH | TEAM | ADJ | CONF. | ADJ CONF. | |
|-------------------|---------------|-----------|-----------|----------------|---------------|---------------|------|-------------|--------------------|-----------|----|
| Average RPI Loss: | 185 | RECORD | PCT. RANK | GAMES | SCHEDULE | OF SCHEDULE | RPI | RPI | RPI | RPI | |
| DIV. I ONLY | 19-25-0 | .43182 | 197 | 5-8-0 | 230 | 245 | 213 | .46792 | 217 | 28 | 28 |
| DIV. I NON-CONF. | 10-13-0 | .43478 | 194 | 2-1-0 | 189 | 157 | 143 | .50197 | 148 | 26 | 26 |
| <hr/> | | | | | | | | | | | |
| TOTALS | RPI 1-25 | RPI 26-50 | | W-L RECORDS | | RPI 51-100 | | RPI 101-150 | | RPI 150+ | |
| 19-25-0 | 0-1-0 | 0-0-0 | | OVERALL | | 3-1-0 | | 7-8-0 | | 9-15-0 | |
| 7-8-0 | 0-0-0 | 0-0-0 | | HOME | | 0-0-0 | | 2-1-0 | | 5-7-0 | |
| 12-17-0 | 0-1-0 | 0-0-0 | | AWAY | | 3-1-0 | | 5-7-0 | | 4-8-0 | |
| 0-0-0 | 0-0-0 | 0-0-0 | | NEUTRAL | | 0-0-0 | | 0-0-0 | | 0-0-0 | |
| <hr/> | | | | | | | | | | | |
| 10-13-0 | 0-1-0 | 0-0-0 | | NON-CONFERENCE | | 3-1-0 | | 4-5-0 | | 3-6-0 | |
| 1-2-0 | 0-0-0 | 0-0-0 | | HOME | | 0-0-0 | | 0-0-0 | | 1-2-0 | |
| 9-11-0 | 0-1-0 | 0-0- | | AWAY | | 3-1-0 | | 4-5-0 | | 2-4-0 | |
| 0-0-0 | 0-0-0 | 0-0-0 | | NEUTRAL | | 0-0-0 | | 0-0-0 | | 0-0-0 | |
| <hr/> | | | | | | | | | | | |
| 9-12-0 | 0-0-0 | 0-0-0 | | CONFERENCE | | 0-0-0 | | 3-3-0 | | 6-9-0 | |
| 6-6-0 | 0-0-0 | 0-0-0 | | HOME | | 0-0-0 | | 2-1-0 | | 4-5-0 | |
| 3-6-0 | 0-0-0 | 0-0-0 | | AWAY | | 0-0-0 | | 1-2-0 | | 2-4-0 | |
| 0-0-0 | 0-0-0 | 0-0-0 | | NEUTRAL | | 0-0-0 | | 0-0-0 | | 0-0-0 | |
| <hr/> | | | | | | | | | | | |
| RPI S | Opponent | Score | | RPI S | Opponent | Score | | RPI S | Opponent | Score | |
| 11 A | Texas | 1 | 7 | | | | | 81 A | Texas St. | 3 | 2 |
| | | | | | | | | 82 A | Samford | 7 | 10 |
| | | | | | | | | 82 A | Samford | 6 | 5 |
| | | | | | | | | 82 A | Samford | 11 | 8 |
| | | | | | | | | 101 A | Jacksonville St. | 0 | 10 |
| | | | | | | | | 101 A | Jacksonville St. | 10 | 3 |
| | | | | | | | | 101 A | Jacksonville St. | 3 | 6 |
| | | | | | | | | 108 A | A&M-Corpus Christi | 5 | 1 |
| | | | | | | | | 108 A | A&M-Corpus Christi | 4 | 0 |
| | | | | | | | | 108 A | A&M-Corpus Christi | 4 | 7 |
| | | | | | | | | 112 A | Wright St. | 4 | 6 |
| | | | | | | | | 112 A | Wright St. | 0 | 1 |
| | | | | | | | | 112 A | Wright St. | 11 | 1 |
| | | | | | | | | 112 H | Wright St. | 2 | 4 |
| | | | | | | | | 112 H | Wright St. | 3 | 1 |
| | | | | | | | | 112 H | Wright St. | 2 | 0 |
| | | | | | | | | 140 A | McNeese St. | 8 | 15 |
| | | | | | | | | 140 A | McNeese St. | 0 | 8 |
| | | | | | | | | 140 A | McNeese St. | 6 | 5 |
| | | | | | | | | 194 A | Notre Dame | 1 | 11 |
| | | | | | | | | 194 A | Notre Dame | 1 | 4 |
| | | | | | | | | 209 A | Western Mich. | 8 | 4 |
| | | | | | | | | 209 H | Western Mich. | 2 | 3 |
| | | | | | | | | 213 H | Northern Ill. | 6 | 10 |
| | | | | | | | | 239 A | Ill.-Chicago | 3 | 6 |
| | | | | | | | | 239 A | Ill.-Chicago | 4 | 5 |
| | | | | | | | | 239 A | Ill.-Chicago | 4 | 3 |
| | | | | | | | | 239 H | Ill.-Chicago | 1 | 5 |
| | | | | | | | | 239 H | Ill.-Chicago | 3 | 6 |
| | | | | | | | | 239 H | Ill.-Chicago | 1 | 10 |
| | | | | | | | | 241 A | Northwestern | 5 | 12 |
| LAST 15 GAMES | | | | | | | | | | | |
| 112 A | Wright St. | 0 | 1 | 297 H | Chicago St. | 8 | 3 | 239 A | Ill.-Chicago | 4 | 3 |
| 112 A | Wright St. | 4 | 6 | 209 H | Western Mich. | 2 | 3 | 239 H | Ill.-Chicago | 1 | 5 |
| 112 A | Wright St. | 11 | 1 | 239 H | Ill.-Chicago | 3 | 6 | 239 H | Ill.-Chicago | 3 | 6 |
| 209 A | Western Mich. | 8 | 4 | | | | | 239 H | Ill.-Chicago | 1 | 10 |
| 264 H | Oakland | 8 | 4 | | | | | 241 A | Northwestern | 5 | 12 |

Non-Div. I Games: Kalamazoo 10 3 Ohio Northern 1 2

Valparaiso

| | | |
|---------------|---|---|
| 264 H Oakland | 0 | 1 |
| 264 H Oakland | 5 | 4 |

| RPI | S | Opponent | Score | |
|-----|---|----------------|-------|----|
| 251 | A | Butler | 3 | 5 |
| 264 | H | Oakland | 0 | 1 |
| 264 | H | Oakland | 5 | 4 |
| 264 | H | Oakland | 8 | 4 |
| 280 | H | Youngstown St. | 13 | 1 |
| 280 | H | Youngstown St. | 10 | 7 |
| 280 | H | Youngstown St. | 4 | 12 |
| 285 | A | Milwaukee | 0 | 5 |
| 285 | A | Milwaukee | 0 | 3 |
| 285 | A | Milwaukee | 4 | 0 |
| 297 | A | Chicago St. | 7 | 1 |
| 297 | H | Chicago St. | 8 | 3 |

Valparaiso

V
a
l
p
a
r
a
i
s
o

V
a
l
p
a
r
a
i
s
o

| Average RPI Win: 204 | | WON-LOST RECORD | | WINNING PCT. RANK | | LAST 15 GAMES | | STRENGTH OF SCHEDULE | | OPP. STRENGTH OF SCHEDULE | | TEAM RPI | | ADJ RPI | | CONF. RPI | | ADJ CONF. RPI | |
|----------------------|---|-----------------|--|-------------------|----|----------------|---|----------------------|---|---------------------------|---|--------------------|---|--------------------|---|-----------|----|---------------|--|
| DIV. I ONLY | | 22-31-0 | | .41509 210 | | 3-12-0 | | 185 | | 226 | | 218 | | .4675 218 | | 30 | | 30 | |
| DIV. I NON-CONF. | | 8-21-0 | | .27586 265 | | 0-8-0 | | 29 | | 60 | | 215 | | .47237 214 | | 30 | | 30 | |
| TOTALS | | RPI 1-25 | | RPI 26-50 | | W-L RECORDS | | RPI 51-100 | | RPI 101-150 | | RPI 150+ | | | | | | | |
| 22-31-0 | | 1-4-0 | | 1-1-0 | | OVERALL | | 1-8-0 | | 1-2-0 | | 18-16-0 | | | | | | | |
| 13-13-0 | | 0-0-0 | | 1-0-0 | | HOME | | 1-3-0 | | 1-2-0 | | 10-8-0 | | | | | | | |
| 9-18-0 | | 1-4-0 | | 0-1-0 | | AWAY | | 0-5-0 | | 0-0-0 | | 8-8-0 | | | | | | | |
| 0-0-0 | | 0-0-0 | | 0-0-0 | | NEUTRAL | | 0-0-0 | | 0-0-0 | | 0-0-0 | | | | | | | |
| 8-21-0 | | 1-4-0 | | 1-1-0 | | NON-CONFERENCE | | 1-8-0 | | 1-2-0 | | 4-6-0 | | | | | | | |
| 7-7-0 | | 0-0-0 | | 1-0-0 | | HOME | | 1-3-0 | | 1-2-0 | | 4-2-0 | | | | | | | |
| 1-14-0 | | 1-4-0 | | 0-0- | | AWAY | | 0-5-0 | | 0-0-0 | | 0-4-0 | | | | | | | |
| 0-0-0 | | 0-0-0 | | 0-0-0 | | NEUTRAL | | 0-0-0 | | 0-0-0 | | 0-0-0 | | | | | | | |
| 14-10-0 | | 0-0-0 | | 0-0-0 | | CONFERENCE | | 0-0-0 | | 0-0-0 | | 14-10-0 | | | | | | | |
| 6-6-0 | | 0-0-0 | | 0-0-0 | | HOME | | 0-0-0 | | 0-0-0 | | 6-6-0 | | | | | | | |
| 8-4-0 | | 0-0-0 | | 0-0-0 | | AWAY | | 0-0-0 | | 0-0-0 | | 8-4-0 | | | | | | | |
| 0-0-0 | | 0-0-0 | | 0-0-0 | | NEUTRAL | | 0-0-0 | | 0-0-0 | | 0-0-0 | | | | | | | |
| RPI | S | Opponent | | Score | | RPI | S | Opponent | | Score | | RPI | S | Opponent | | Score | | | |
| 10 | A | Miami (FL) | | 1 | 10 | 48 | A | UCF | | 1 | 4 | 61 | A | FIU | | 4 | 8 | | |
| 10 | A | Miami (FL) | | 7 | 3 | 48 | H | UCF | | 5 | 2 | 61 | H | FIU | | 0 | 6 | | |
| 23 | A | Washington | | 1 | 7 | | | | | | | 68 | A | Auburn | | 1 | 9 | | |
| 23 | A | Washington | | 4 | 5 | | | | | | | 73 | A | Col. of Charleston | | 1 | 2 | | |
| 23 | A | Washington | | 0 | 4 | | | | | | | 73 | A | Col. of Charleston | | 3 | 4 | | |
| | | | | | | | | | | | | 73 | A | Col. of Charleston | | 2 | 3 | | |
| | | | | | | | | | | | | 74 | H | FGCU | | 3 | 2 | | |
| | | | | | | | | | | | | 74 | H | FGCU | | 10 | 13 | | |
| | | | | | | | | | | | | 74 | H | FGCU | | 4 | 5 | | |
| | | | | | | | | | | | | 175 | H | Cal St. Northridge | | 0 | 2 | | |
| | | | | | | | | | | | | 175 | H | Cal St. Northridge | | 2 | 1 | | |
| | | | | | | | | | | | | 175 | H | Cal St. Northridge | | 1 | 2 | | |
| | | | | | | | | | | | | 179 | A | Stetson | | 1 | 2 | | |
| | | | | | | | | | | | | 179 | H | Stetson | | 4 | 1 | | |
| | | | | | | | | | | | | 215 | A | Florida A&M | | 11 | 6 | | |
| | | | | | | | | | | | | 215 | A | Florida A&M | | 4 | 2 | | |
| | | | | | | | | | | | | 215 | A | Florida A&M | | 10 | 5 | | |
| | | | | | | | | | | | | 215 | H | Florida A&M | | 4 | 2 | | |
| | | | | | | | | | | | | 215 | H | Florida A&M | | 8 | 1 | | |
| | | | | | | | | | | | | 215 | H | Florida A&M | | 1 | 5 | | |
| | | | | | | | | | | | | 260 | A | Savannah St. | | 7 | 2 | | |
| | | | | | | | | | | | | 260 | A | Savannah St. | | 8 | 2 | | |
| | | | | | | | | | | | | 260 | A | Savannah St. | | 6 | 8 | | |
| | | | | | | | | | | | | 260 | H | Savannah St. | | 0 | 5 | | |
| | | | | | | | | | | | | 260 | H | Savannah St. | | 5 | 1 | | |
| | | | | | | | | | | | | 260 | H | Savannah St. | | 4 | 3 | | |
| | | | | | | | | | | | | 278 | A | N.C. A&T | | 3 | 1 | | |
| | | | | | | | | | | | | 278 | A | N.C. A&T | | 4 | 5 | | |
| LAST 15 GAMES | | | | 23 | A | Washington | | 4 | 5 | 73 | A | Col. of Charleston | | 2 | 3 | 260 | H | Savannah St. | |
| | | | | 23 | A | Washington | | 1 | 7 | 73 | A | Col. of Charleston | | 3 | 4 | 260 | H | Savannah St. | |
| | | | | 23 | A | Washington | | 0 | 4 | 73 | A | Col. of Charleston | | 1 | 2 | 260 | H | Savannah St. | |
| | | | | 68 | A | Auburn | | 1 | 9 | | | | | | | 278 | A | N.C. A&T | |
| | | | | 260 | A | Savannah St. | | 6 | 8 | | | | | | | 278 | A | N.C. A&T | |

Non-Div. I Games:

Bethune-Cookman

| | | |
|--------------------|---|---|
| 260 A Savannah St. | 7 | 2 |
| 260 A Savannah St. | 8 | 2 |

| RPI | S | Opponent | Score | |
|-----|--------|----------|-------|----|
| 278 | A N.C. | A&T | 3 | 4 |
| 278 | H N.C. | A&T | 1 | 5 |
| 278 | H N.C. | A&T | 8 | 12 |
| 278 | H N.C. | A&T | 5 | 3 |
| 290 | A N.C. | Central | 3 | 2 |
| 290 | A N.C. | Central | 9 | 3 |
| 290 | A N.C. | Central | 3 | 5 |
| 290 | H N.C. | Central | 2 | 3 |
| 290 | H N.C. | Central | 12 | 1 |
| 290 | H N.C. | Central | 4 | 7 |

Bethune-Cookman

B
e
t
h
u
n
e
-
C
o
o
k
m
a
n

B
e
t
h
u
n
e
-
C
o
o
k
m
a
n

| Average RPI Win: 201 | | WON-LOST | WINNING | LAST 15 | STRENGTH OF SCHEDULE | OPP. STRENGTH OF SCHEDULE | TEAM RPI | ADJ RPI | | CONF. RPI | ADJ CONF. RPI | |
|-----------------------|---|----------|-----------|---------------|----------------------|---------------------------|----------|-------------|--------|-------------------|---------------|----|
| Average RPI Loss: 187 | | RECORD | PCT. RANK | GAMES | | | | | | | | |
| DIV. I ONLY | | 19-20-0 | .48718 | 159 | 9-6-0 | 272 | 244 | 219 | .46713 | 219 | 23 | 23 |
| DIV. I NON-CONF. | | 9-10-0 | .47368 | 169 | 2-1-0 | 293 | 228 | 228 | .46452 | 228 | 23 | 23 |
| <hr/> | | | | | | | | | | | | |
| TOTALS | | RPI 1-25 | RPI 26-50 | | W-L RECORDS | RPI 51-100 | | RPI 101-150 | | RPI 150+ | | |
| 19-20-0 | | 0-0-0 | 0-1-0 | | OVERALL | 0-1-0 | | 5-6-0 | | 14-12-0 | | |
| 5-7-0 | | 0-0-0 | 0-0-0 | | HOME | 0-0-0 | | 3-3-0 | | 2-4-0 | | |
| 9-11-0 | | 0-0-0 | 0-1-0 | | AWAY | 0-1-0 | | 2-3-0 | | 7-6-0 | | |
| 5-2-0 | | 0-0-0 | 0-0-0 | | NEUTRAL | 0-0-0 | | 0-0-0 | | 5-2-0 | | |
| 9-10-0 | | 0-0-0 | 0-1-0 | | NON-CONFERENCE | 0-1-0 | | 2-3-0 | | 7-5-0 | | |
| 1-1-0 | | 0-0-0 | 0-0-0 | | HOME | 0-0-0 | | 0-0-0 | | 1-1-0 | | |
| 4-7-0 | | 0-0-0 | 0-0- | | AWAY | 0-1-0 | | 2-3-0 | | 2-2-0 | | |
| 4-2-0 | | 0-0-0 | 0-0-0 | | NEUTRAL | 0-0-0 | | 0-0-0 | | 4-2-0 | | |
| 10-10-0 | | 0-0-0 | 0-0-0 | | CONFERENCE | 0-0-0 | | 3-3-0 | | 7-7-0 | | |
| 4-6-0 | | 0-0-0 | 0-0-0 | | HOME | 0-0-0 | | 3-3-0 | | 1-3-0 | | |
| 5-4-0 | | 0-0-0 | 0-0-0 | | AWAY | 0-0-0 | | 0-0-0 | | 5-4-0 | | |
| 1-0-0 | | 0-0-0 | 0-0-0 | | NEUTRAL | 0-0-0 | | 0-0-0 | | 1-0-0 | | |
| RPI | S | Opponent | Score | RPI | S | Opponent | Score | RPI | S | Opponent | Score | |
| | | | | 36 | A | Bryant | 4 5 | | | | | |
| | | | | | | | | 116 | H | Stony Brook | 3 9 | |
| | | | | | | | | 116 | H | Stony Brook | 2 1 | |
| | | | | | | | | 116 | H | Stony Brook | 3 1 | |
| | | | | | | | | 127 | A | Virginia Tech | 3 4 | |
| | | | | | | | | 127 | A | Virginia Tech | 6 4 | |
| | | | | | | | | 128 | H | Hartford | 6 8 | |
| | | | | | | | | 128 | H | Hartford | 2 5 | |
| | | | | | | | | 128 | H | Hartford | 3 2 | |
| | | | | | | | | 142 | A | Central Conn. St. | 3 4 | |
| | | | | | | | | 146 | A | Fairfield | 4 2 | |
| | | | | | | | | 149 | A | Boston College | 6 7 | |
| | | | | | | | | 160 | A | Binghamton | 3 2 | |
| | | | | | | | | 160 | A | Binghamton | 3 7 | |
| | | | | | | | | 160 | A | Binghamton | 6 10 | |
| | | | | | | | | 160 | H | Binghamton | 4 2 | |
| | | | | | | | | 160 | N | Binghamton | 4 2 | |
| | | | | | | | | 168 | N | Cincinnati | 1 0 | |
| | | | | | | | | 168 | N | Cincinnati | 6 2 | |
| | | | | | | | | 230 | H | Maine | 2 3 | |
| | | | | | | | | 230 | H | Maine | 1 2 | |
| | | | | | | | | 230 | H | Maine | 4 5 | |
| | | | | LAST 15 GAMES | | | | 231 | N | Temple | 14 3 | |
| | | | | 128 | H | Hartford | 3 2 | 247 | H | Brown | 5 3 | |
| | | | | 128 | H | Hartford | 6 8 | 256 | A | UMBC | 12 8 | |
| | | | | 128 | H | Hartford | 2 5 | 256 | A | UMBC | 5 1 | |
| | | | | 160 | A | Binghamton | 3 7 | 247 | H | Brown | 5 3 | |
| | | | | 160 | A | Binghamton | 6 10 | 247 | N | Brown | 3 9 | |
| | | | | | | | | 247 | N | Brown | 2 8 | |

Non-Div. I Games:

UMass Lowell

| | | | | |
|-----|---|------------|---|---|
| 160 | A | Binghamton | 3 | 2 |
| 247 | H | Brown | 4 | 5 |

| RPI | S | Opponent | Score | |
|-----|---|--------------|-------|---|
| 256 | A | UMBC | 12 | 8 |
| 256 | A | UMBC | 5 | 1 |
| 256 | A | UMBC | 15 | 1 |
| 270 | A | Rhode Island | 8 | 4 |
| 279 | A | Albany (NY) | 2 | 3 |
| 279 | A | Albany (NY) | 7 | 8 |
| 279 | A | Albany (NY) | 11 | 4 |
| 281 | A | Marist | 8 | 5 |
| 287 | A | Rider | 1 | 5 |
| 287 | N | Rider | 2 | 1 |

| Average RPI Win: 196 | | WON-LOST | WINNING | LAST 15 | STRENGTH OF | | OPP. STRENGTH | TEAM | ADJ | CONF. | ADJ CONF. |
|-----------------------|----------|----------|-----------|-----------------|-------------|-------|---------------|-------|-------------|-------------------|-----------|
| Average RPI Loss: 154 | | RECORD | PCT. RANK | GAMES | SCHEDULE | | OF SCHEDULE | RPI | RPI | RPI | RPI |
| DIV. I ONLY | | 15-22-0 | .40541 | 219 | 6-9-0 | | 198 | 246 | 220 | .46703 | 19 |
| DIV. I NON-CONF. | | 7-10-0 | .41176 | 208 | 0-1-0 | | 284 | 276 | 270 | .43449 | 21 |
| TOTALS | | RPI 1-25 | RPI 26-50 | | W-L RECORDS | | RPI 51-100 | | RPI 101-150 | | RPI 150+ |
| 15-22-0 | 0-0-0 | 1-6-0 | | OVERALL | | 1-1-0 | | 5-5-0 | | 8-10-0 | |
| 5-10-0 | 0-0-0 | 0-4-0 | | HOME | | 0-0-0 | | 0-1-0 | | 5-5-0 | |
| 9-12-0 | 0-0-0 | 1-2-0 | | AWAY | | 1-1-0 | | 5-4-0 | | 2-5-0 | |
| 1-0-0 | 0-0-0 | 0-0-0 | | NEUTRAL | | 0-0-0 | | 0-0-0 | | 1-0-0 | |
| 7-10-0 | 0-0-0 | 1-2-0 | | NON-CONFERENCE | | 1-1-0 | | 0-2-0 | | 5-5-0 | |
| 4-3-0 | 0-0-0 | 0-0-0 | | HOME | | 0-0-0 | | 0-1-0 | | 4-2-0 | |
| 2-7-0 | 0-0-0 | 1-0- | | AWAY | | 1-1-0 | | 0-1-0 | | 0-3-0 | |
| 1-0-0 | 0-0-0 | 0-0-0 | | NEUTRAL | | 0-0-0 | | 0-0-0 | | 1-0-0 | |
| 8-12-0 | 0-0-0 | 0-4-0 | | CONFERENCE | | 0-0-0 | | 5-3-0 | | 3-5-0 | |
| 1-7-0 | 0-0-0 | 0-4-0 | | HOME | | 0-0-0 | | 0-0-0 | | 1-3-0 | |
| 7-5-0 | 0-0-0 | 0-0-0 | | AWAY | | 0-0-0 | | 5-3-0 | | 2-2-0 | |
| 0-0-0 | 0-0-0 | 0-0-0 | | NEUTRAL | | 0-0-0 | | 0-0-0 | | 0-0-0 | |
| RPI S | Opponent | Score | RPI S | Opponent | Score | RPI S | Opponent | Score | RPI S | Opponent | Score |
| | | | 31 A | Maryland | 3 2 | 90 A | Davidson | 0 11 | 118 H | Bucknell | 1 6 |
| | | | 36 H | Bryant | 2 12 | 90 A | Davidson | 8 2 | 136 A | Towson | 3 6 |
| | | | 36 H | Bryant | 3 12 | | | | 141 A | Sacred Heart | 6 2 |
| | | | 36 H | Bryant | 3 8 | | | | 141 A | Sacred Heart | 6 5 |
| | | | 36 H | Bryant | 4 5 | | | | 141 A | Sacred Heart | 2 1 |
| | | | 42 A | Mississippi St. | 1 13 | | | | 141 A | Sacred Heart | 0 4 |
| | | | 42 A | Mississippi St. | 1 10 | | | | 142 A | Central Conn. St. | 6 5 |
| | | | | | | | | | 142 A | Central Conn. St. | 5 2 |
| | | | | | | | | | 142 A | Central Conn. St. | 1 3 |
| | | | | | | | | | 142 A | Central Conn. St. | 0 6 |
| | | | | | | | | | 222 H | LIU Brooklyn | 11 23 |
| | | | | | | | | | 222 H | LIU Brooklyn | 5 12 |
| | | | | | | | | | 222 H | LIU Brooklyn | 6 2 |
| | | | | | | | | | 222 H | LIU Brooklyn | 9 16 |
| | | | | | | | | | 227 A | Lehigh | 1 5 |
| | | | | | | | | | 227 A | Lehigh | 1 14 |
| | | | | | | | | | 227 A | Lehigh | 6 7 |
| | | | | | | | | | 227 N | Lehigh | 7 6 |
| | | | | | | | | | 228 A | Wagner | 4 3 |
| | | | | | | | | | 228 A | Wagner | 2 6 |
| | | | | | | | | | 228 A | Wagner | 1 0 |
| | | | | | | | | | 228 A | Wagner | 2 13 |
| | | | | | | | | | 294 H | UMES | 3 5 |
| | | | | | | | | | 294 H | UMES | 4 8 |
| | | | | | | | | | 302 H | NYIT | 18 7 |
| | | | | | | | | | 302 H | NYIT | 11 8 |
| | | | | | | | | | 302 H | NYIT | 7 0 |
| LAST 15 GAMES | | | | | | | | | | | |
| | | | 228 A | Wagner | 2 6 | 36 H | Bryant | 2 12 | | | |
| | | | 228 A | Wagner | 4 3 | 136 A | Towson | 3 6 | | | |
| | | | 228 A | Wagner | 1 0 | 141 A | Sacred Heart | 6 5 | | | |
| | | | 228 A | Wagner | 2 13 | | | | | | |
| | | | 36 H | Bryant | 3 8 | | | | | | |

Non-Div. I Games:

Mt. St. Mary's

| | | | | |
|----|---|--------|---|----|
| 36 | H | Bryant | 3 | 12 |
| 36 | H | Bryant | 4 | 5 |

| RPI | S | Opponent | Score | |
|-----|---|----------|-------|---|
| 302 | H | NYIT | 13 | 4 |

M
t
.
S
t
.
M
a
r
y
'
s

M
t
.
S
t
.
M
a
r
y
'
s

Mt. St. Mary's

| Average RPI Win: 194 | | WON-LOST | WINNING | LAST 15 | STRENGTH OF | | OPP. STRENGTH | TEAM | ADJ | | CONF. | ADJ CONF. |
|-----------------------|-----------|-------------|-----------|-----------------|----------------|-------|---------------|-------------|-------------|-------------------|-------------|-----------|
| Average RPI Loss: 119 | | RECORD | PCT. RANK | GAMES | SCHEDULE | | OF SCHEDULE | RPI | RPI | | RPI | RPI |
| DIV. I ONLY | | 17-29-0 | .36957 | 237 | 0-15-0 | | 208 | 142 | 221 | | .46673 | 221 |
| DIV. I NON-CONF. | | 12-14-0 | .46154 | 177 | 0-1-0 | | 273 | 220 | 212 | | .4736 | 211 |
| TOTALS | | RPI 1-25 | RPI 26-50 | | W-L RECORDS | | RPI 51-100 | | RPI 101-150 | | RPI 150+ | |
| 17-29-0 | | 0-3-0 | 1-3-0 | | OVERALL | | 1-7-0 | | 3-8-0 | | 12-8-0 | |
| 8-6-0 | | 0-3-0 | 1-0-0 | | HOME | | 0-3-0 | | 2-0-0 | | 5-0-0 | |
| 8-21-0 | | 0-0-0 | 0-3-0 | | AWAY | | 1-4-0 | | 1-8-0 | | 6-6-0 | |
| 1-2-0 | | 0-0-0 | 0-0-0 | | NEUTRAL | | 0-0-0 | | 0-0-0 | | 1-2-0 | |
| 12-14-0 | | 0-0-0 | 1-0-0 | | NON-CONFERENCE | | 0-2-0 | | 3-5-0 | | 8-7-0 | |
| 6-0-0 | | 0-0-0 | 1-0-0 | | HOME | | 0-0-0 | | 2-0-0 | | 3-0-0 | |
| 5-12-0 | | 0-0-0 | 0-0- | | AWAY | | 0-2-0 | | 1-5-0 | | 4-5-0 | |
| 1-2-0 | | 0-0-0 | 0-0-0 | | NEUTRAL | | 0-0-0 | | 0-0-0 | | 1-2-0 | |
| 5-15-0 | | 0-3-0 | 0-3-0 | | CONFERENCE | | 1-5-0 | | 0-3-0 | | 4-1-0 | |
| 2-6-0 | | 0-3-0 | 0-0-0 | | HOME | | 0-3-0 | | 0-0-0 | | 2-0-0 | |
| 3-9-0 | | 0-0-0 | 0-3-0 | | AWAY | | 1-2-0 | | 0-3-0 | | 2-1-0 | |
| 0-0-0 | | 0-0-0 | 0-0-0 | | NEUTRAL | | 0-0-0 | | 0-0-0 | | 0-0-0 | |
| RPI S | Opponent | Score | RPI S | Opponent | Score | RPI S | Opponent | Score | RPI S | Opponent | Score | |
| 5 | H Indiana | 0 10 | 29 | H West Virginia | 8 4 | 54 | H Illinois | 3 8 | 118 | A Bucknell | 6 2 | |
| 5 | H Indiana | 2 9 | 39 | A Nebraska | 2 9 | 54 | H Illinois | 3 6 | 118 | A Bucknell | 0 1 | |
| 5 | H Indiana | 1 8 | 39 | A Nebraska | 4 8 | 54 | H Illinois | 6 7 | 118 | H Bucknell | 7 2 | |
| | | | 39 | A Nebraska | 3 13 | 99 | A Fresno St. | 3 13 | 118 | H Bucknell | 4 3 | |
| | | | | | | 99 | A Fresno St. | 3 12 | 121 | A Minnesota | 0 12 | |
| | | | | | | 100 | A Ohio St. | 6 12 | 121 | A Minnesota | 0 4 | |
| | | | | | | 100 | A Ohio St. | 5 4 | 121 | A Minnesota | 1 2 | |
| | | | | | | 100 | A Ohio St. | 0 7 | 143 | A South Fla. | 5 6 | |
| | | | | | | | | | 143 | A South Fla. | 1 19 | |
| | | | | | | | | | 143 | A South Fla. | 7 11 | |
| | | | | | | | | | 150 | A Kent St. | 1 4 | |
| | | | | | | | | | 159 | A Santa Clara | 3 6 | |
| | | | | | | | | | 159 | A Santa Clara | 6 5 | |
| | | | | | | | | | 159 | A Santa Clara | 5 10 | |
| | | | | | | | | | 197 | A Purdue | 2 1 | |
| | | | | | | | | | 197 | A Purdue | 0 4 | |
| | | | | | | | | | 197 | A Purdue | 6 5 | |
| | | | | | | | | | 199 | A Gardner-Webb | 4 3 | |
| | | | | | | | | | 199 | A Gardner-Webb | 3 7 | |
| | | | | | | | | | 199 | A Gardner-Webb | 6 4 | |
| | | | | | | | | | 229 | N Hofstra | 10 4 | |
| | | | | | | | | | 229 | N Hofstra | 2 5 | |
| | | | | | | | | | 229 | N Hofstra | 0 5 | |
| | | | | | | | | | 241 | H Northwestern | 7 3 | |
| | | | | | | | | | 241 | H Northwestern | 10 6 | |
| | | | | | | | | | 263 | A St. Mary's (CA) | 2 6 | |
| | | | | | | | | | 263 | A St. Mary's (CA) | 9 6 | |
| LAST 15 GAMES | | | | | | | | | | | | |
| | | | 5 | H Indiana | 2 9 | 121 | A Minnesota | 0 4 | | | | |
| | | | 5 | H Indiana | 1 8 | 121 | A Minnesota | 1 2 | | | | |
| | | | 5 | H Indiana | 0 10 | 150 | A Kent St. | 1 4 | | | | |
| | | | 39 | A Nebraska | 4 8 | | | | | | | |
| | | | 39 | A Nebraska | 2 9 | | | | | | | |

Non-Div. I Games:

Penn St.

Penn St.

| | | | | |
|-----|---|-----------|---|----|
| 39 | A | Nebraska | 3 | 13 |
| 121 | A | Minnesota | 0 | 12 |

Through Games Of May 11, 2014

| RPI | S | Opponent | Score | |
|-----|---|-----------------|-------|---|
| 263 | A | St. Mary's (CA) | 0 | 4 |
| 280 | H | Youngstown St. | 15 | 2 |
| 302 | H | NYIT | 7 | 3 |
| 302 | H | NYIT | 8 | 0 |

Penn St.

P
e
n
n
s
t
.

P
e
n
n
s
t
.

| | | | | | | | | | | | |
|-------------------|----------|-----------------|-------------------|---------------------|----------------------|---------------------------|---------------------|-------------|-----------|---------------------|-------|
| Average RPI Win: | 246 | WON-LOST RECORD | WINNING PCT. RANK | LAST 15 GAMES | STRENGTH OF SCHEDULE | OPP. STRENGTH OF SCHEDULE | TEAM RPI | ADJ RPI | CONF. RPI | ADJ CONF. RPI | |
| Average RPI Loss: | 150 | | | | | | | | | | |
| DIV. I ONLY | 24-23-1 | .51042 | 133 | 6-9-0 | 279 | 237 | 222 | .46662 | 222 | 19 | 19 |
| DIV. I NON-CONF. | 13-10-1 | .5625 | 108 | 0-1-0 | 297 | 292 | 237 | .45938 | 236 | 21 | 21 |
| <hr/> | | | | | | | | | | | |
| TOTALS | RPI 1-25 | RPI 26-50 | | W-L RECORDS | | RPI 51-100 | | RPI 101-150 | | RPI 150+ | |
| 24-23-1 | 0-0-0 | 0-4-0 | | OVERALL | | 0-2-0 | | 3-6-1 | | 21-11-0 | |
| 9-9-0 | 0-0-0 | 0-4-0 | | HOME | | 0-0-0 | | 0-0-0 | | 9-5-0 | |
| 12-12-0 | 0-0-0 | 0-0-0 | | AWAY | | 0-0-0 | | 3-6-0 | | 9-6-0 | |
| 3-2-1 | 0-0-0 | 0-0-0 | | NEUTRAL | | 0-2-0 | | 0-0-1 | | 3-0-0 | |
| <hr/> | | | | | | | | | | | |
| 13-10-1 | 0-0-0 | 0-0-0 | | NON-CONFERENCE | | 0-2-0 | | 0-1-1 | | 13-7-0 | |
| 4-2-0 | 0-0-0 | 0-0-0 | | HOME | | 0-0-0 | | 0-0-0 | | 4-2-0 | |
| 6-6-0 | 0-0-0 | 0-0- | | AWAY | | 0-0-0 | | 0-1-0 | | 6-5-0 | |
| 3-2-1 | 0-0-0 | 0-0-0 | | NEUTRAL | | 0-2-0 | | 0-0-1 | | 3-0-0 | |
| <hr/> | | | | | | | | | | | |
| 11-13-0 | 0-0-0 | 0-4-0 | | CONFERENCE | | 0-0-0 | | 3-5-0 | | 8-4-0 | |
| 5-7-0 | 0-0-0 | 0-4-0 | | HOME | | 0-0-0 | | 0-0-0 | | 5-3-0 | |
| 6-6-0 | 0-0-0 | 0-0-0 | | AWAY | | 0-0-0 | | 3-5-0 | | 3-1-0 | |
| 0-0-0 | 0-0-0 | 0-0-0 | | NEUTRAL | | 0-0-0 | | 0-0-0 | | 0-0-0 | |
| <hr/> | | | | | | | | | | | |
| RPI S | Opponent | Score | RPI S | Opponent | Score | RPI S | Opponent | Score | RPI S | Opponent | Score |
| | | | 36 H | Bryant | 4 8 | 58 N | Illinois St. | 0 2 | 114 A | St. John's (NY) | 5 8 |
| | | | 36 H | Bryant | 6 7 | 58 N | Illinois St. | 4 13 | 118 N | Bucknell | 0 0 |
| | | | 36 H | Bryant | 1 3 | | | | 141 A | Sacred Heart | 4 3 |
| | | | 36 H | Bryant | 0 7 | | | | 141 A | Sacred Heart | 4 10 |
| | | | | | | | | | 141 A | Sacred Heart | 7 3 |
| | | | | | | | | | 141 A | Sacred Heart | 1 12 |
| | | | | | | | | | 142 A | Central Conn. St. | 4 2 |
| | | | | | | | | | 142 A | Central Conn. St. | 0 3 |
| | | | | | | | | | 142 A | Central Conn. St. | 1 10 |
| | | | | | | | | | 142 A | Central Conn. St. | 0 6 |
| | | | | | | | | | 162 A | Lamar | 4 11 |
| | | | | | | | | | 162 A | Lamar | 1 10 |
| | | | | | | | | | 162 A | Lamar | 4 9 |
| | | | | | | | | | 162 A | Lamar | 1 3 |
| | | | | | | | | | 220 A | Mt. St. Mary's | 23 11 |
| | | | | | | | | | 220 A | Mt. St. Mary's | 2 6 |
| | | | | | | | | | 220 A | Mt. St. Mary's | 12 5 |
| | | | | | | | | | 220 A | Mt. St. Mary's | 16 9 |
| | | | | | | | | | 228 H | Wagner | 2 4 |
| | | | | | | | | | 228 H | Wagner | 11 1 |
| | | | | | | | | | 228 H | Wagner | 7 3 |
| | | | | | | | | | 228 H | Wagner | 2 6 |
| | | | | | | | | | 229 H | Hofstra | 3 11 |
| | | | 142 A | Central Conn. St. | 1 10 | 253 H | Fairleigh Dickinson | 7 8 | 235 N | Yale | 10 7 |
| | | | 142 A | Central Conn. St. | 0 6 | 141 A | Sacred Heart | 4 10 | 241 N | Northwestern | 9 4 |
| | | | 142 A | Central Conn. St. | 0 3 | 141 A | Sacred Heart | 4 3 | 253 H | Fairleigh Dickinson | 4 3 |
| | | | 142 A | Central Conn. St. | 4 2 | | | | 253 H | Fairleigh Dickinson | 5 0 |
| | | | 253 H | Fairleigh Dickinson | 5 0 | | | | | | |

| | | | | |
|-----|---|---------------------|----|---|
| 253 | H | Fairleigh Dickinson | 4 | 3 |
| 253 | H | Fairleigh Dickinson | 10 | 0 |

| RPI | S | Opponent | Score | |
|-----|---|---------------------|-------|----|
| 253 | H | Fairleigh Dickinson | 7 | 8 |
| 253 | H | Fairleigh Dickinson | 10 | 0 |
| 265 | N | North Dakota St. | 13 | 2 |
| 268 | A | Incarnate Word | 5 | 3 |
| 268 | A | Incarnate Word | 9 | 7 |
| 268 | A | Incarnate Word | 9 | 2 |
| 268 | A | Incarnate Word | 1 | 5 |
| 282 | H | Saint Peter's | 11 | 5 |
| 286 | A | Iona | 7 | 4 |
| 291 | H | NJIT | 6 | 5 |
| 291 | H | NJIT | 11 | 10 |
| 302 | A | NYIT | 12 | 10 |
| 302 | A | NYIT | 10 | 3 |
| 302 | H | NYIT | 6 | 10 |
| 302 | H | NYIT | 13 | 0 |

L
I
U
B
r
o
o
k
l
y
n

L
I
U
B
r
o
o
k
l
y
n

| Average RPI Win: 207 | | WON-LOST | WINNING | LAST 15 | STRENGTH OF | | OPP. STRENGTH | TEAM | ADJ | | CONF. | ADJ CONF. |
|-----------------------|----------|----------|---------------|--------------|----------------|-------|----------------|-------|-------------|----------------|----------|-----------|
| Average RPI Loss: 138 | | RECORD | PCT. RANK | GAMES | SCHEDULE | | OF SCHEDULE | RPI | RPI | | RPI | RPI |
| DIV. I ONLY | | 20-31-0 | .39216 | 227 | 6-9-0 | | 154 | 206 | 223 | | 15 | 15 |
| DIV. I NON-CONF. | | 12-15-0 | .44444 | 191 | 2-3-0 | | 262 | 267 | 241 | | 17 | 16 |
| TOTALS | | RPI 1-25 | RPI 26-50 | | W-L RECORDS | | RPI 51-100 | | RPI 101-150 | | RPI 150+ | |
| 20-31-0 | | 0-4-0 | 0-0-0 | | OVERALL | | 4-9-0 | | 2-2-0 | | 14-16-0 | |
| 12-15-0 | | 0-3-0 | 0-0-0 | | HOME | | 0-6-0 | | 0-0-0 | | 12-6-0 | |
| 8-16-0 | | 0-1-0 | 0-0-0 | | AWAY | | 4-3-0 | | 2-2-0 | | 2-10-0 | |
| 0-0-0 | | 0-0-0 | 0-0-0 | | NEUTRAL | | 0-0-0 | | 0-0-0 | | 0-0-0 | |
| 12-15-0 | | 0-1-0 | 0-0-0 | | NON-CONFERENCE | | 2-2-0 | | 0-1-0 | | 10-11-0 | |
| 8-4-0 | | 0-0-0 | 0-0-0 | | HOME | | 0-0-0 | | 0-0-0 | | 8-4-0 | |
| 4-11-0 | | 0-1-0 | 0-0- | | AWAY | | 2-2-0 | | 0-1-0 | | 2-7-0 | |
| 0-0-0 | | 0-0-0 | 0-0-0 | | NEUTRAL | | 0-0-0 | | 0-0-0 | | 0-0-0 | |
| 8-16-0 | | 0-3-0 | 0-0-0 | | CONFERENCE | | 2-7-0 | | 2-1-0 | | 4-5-0 | |
| 4-11-0 | | 0-3-0 | 0-0-0 | | HOME | | 0-6-0 | | 0-0-0 | | 4-2-0 | |
| 4-5-0 | | 0-0-0 | 0-0-0 | | AWAY | | 2-1-0 | | 2-1-0 | | 0-3-0 | |
| 0-0-0 | | 0-0-0 | 0-0-0 | | NEUTRAL | | 0-0-0 | | 0-0-0 | | 0-0-0 | |
| RPI S | Opponent | Score | RPI S | Opponent | Score | RPI S | Opponent | Score | RPI S | Opponent | Score | |
| 1 A | Virginia | 1 8 | | | | 51 H | High Point | 0 3 | 120 A | VMI | 6 4 | |
| 22 H | Liberty | 5 8 | | | | 51 H | High Point | 3 4 | 120 A | VMI | 1 3 | |
| 22 H | Liberty | 1 6 | | | | 51 H | High Point | 4 6 | 120 A | VMI | 3 0 | |
| 22 H | Liberty | 4 10 | | | | 70 H | Campbell | 3 7 | 127 A | Virginia Tech | 1 4 | |
| | | | | | | 70 H | Campbell | 0 3 | 154 A | George Mason | 0 2 | |
| | | | | | | 70 H | Campbell | 1 4 | 154 H | George Mason | 1 2 | |
| | | | | | | 84 A | Duke | 2 1 | 155 H | Richmond | 4 6 | |
| | | | | | | 84 A | Duke | 4 10 | 191 A | James Madison | 7 14 | |
| | | | | | | 84 A | Duke | 1 6 | 195 A | East Tenn. St. | 6 4 | |
| | | | | | | 85 A | William & Mary | 9 7 | 195 A | East Tenn. St. | 3 7 | |
| | | | | | | 91 A | Radford | 5 4 | 195 A | East Tenn. St. | 4 5 | |
| | | | | | | 91 A | Radford | 4 2 | 199 A | Gardner-Webb | 3 4 | |
| | | | | | | 91 A | Radford | 3 8 | 199 A | Gardner-Webb | 1 6 | |
| | | | | | | | | | 199 A | Gardner-Webb | 8 9 | |
| | | | | | | | | | 205 A | Wofford | 3 4 | |
| | | | | | | | | | 205 A | Wofford | 3 4 | |
| | | | | | | | | | 205 A | Wofford | 7 1 | |
| | | | | | | | | | 207 H | Charleston So. | 8 7 | |
| | | | | | | | | | 207 H | Charleston So. | 1 2 | |
| | | | | | | | | | 207 H | Charleston So. | 9 4 | |
| | | | | | | | | | 234 H | Presbyterian | 10 7 | |
| | | | | | | | | | 234 H | Presbyterian | 5 6 | |
| | | | | | | | | | 234 H | Presbyterian | 4 1 | |
| | | | | | | | | | 257 H | Norfolk St. | 6 4 | |
| | | | | | | | | | 281 H | Marist | 3 2 | |
| | | | | | | | | | 281 H | Marist | 5 3 | |
| | | | | | | | | | 281 H | Marist | 16 4 | |
| | | | LAST 15 GAMES | | | | | | | | | |
| | | | 51 H | High Point | 3 4 | 234 H | Presbyterian | 10 7 | | | | |
| | | | 51 H | High Point | 4 6 | 234 H | Presbyterian | 5 6 | | | | |
| | | | 51 H | High Point | 0 3 | 234 H | Presbyterian | 4 1 | | | | |
| | | | 154 A | George Mason | 0 2 | | | | | | | |
| | | | 84 A | Duke | 1 6 | | | | | | | |

Non-Div. I Games:

Longwood

| | | | | |
|----|---|------|---|----|
| 84 | A | Duke | 4 | 10 |
| 84 | A | Duke | 2 | 1 |

| RPI | S | Opponent | Score | |
|-----|---|--------------|-------|----|
| 281 | H | Marist | 2 | 4 |
| 290 | A | N.C. Central | 12 | 16 |
| 290 | H | N.C. Central | 11 | 5 |
| 292 | H | Ohio | 1 | 0 |
| 292 | H | Ohio | 5 | 2 |
| 292 | H | Ohio | 1 | 9 |
| 292 | H | Ohio | 7 | 1 |

Longwood

L
o
n
g
w
o
o
d

L
o
n
g
w
o
o
d

| | | | | | | | | | | | | | | | | | | | |
|-------------------|-----|----------|-----------|-----------|---------|----------------|-----------------|---------------|------|-------------|-------|------------------|-------|-----------------|-----|----|-------|----|---|
| Average RPI Win: | 189 | WON-LOST | WINNING | | LAST 15 | STRENGTH OF | | OPP. STRENGTH | TEAM | ADJ | CONF. | ADJ CONF. | | | | | | | |
| Average RPI Loss: | 146 | RECORD | PCT. RANK | | GAMES | SCHEDULE | | OF SCHEDULE | RPI | RPI | RPI | RPI | | | | | | | |
| DIV. I ONLY | | 14-26-0 | .35 | 251 | 5-10-0 | 150 | | 230 | 224 | .46623 | 224 | 22 | 22 | | | | | | |
| DIV. I NON-CONF. | | 6-14-0 | .3 | 258 | 1-1-0 | 85 | | 239 | 196 | .48176 | 195 | 15 | 15 | | | | | | |
| TOTALS | | RPI 1-25 | | RPI 26-50 | | W-L RECORDS | | RPI 51-100 | | RPI 101-150 | | RPI 150+ | | | | | | | |
| 14-26-0 | | 0-1-0 | | 0-4-0 | | OVERALL | | 0-5-0 | | 5-4-0 | | 9-12-0 | | | | | | | |
| 6-6-0 | | 0-0-0 | | 0-0-0 | | HOME | | 0-1-0 | | 2-2-0 | | 4-3-0 | | | | | | | |
| 6-18-0 | | 0-1-0 | | 0-4-0 | | AWAY | | 0-4-0 | | 1-0-0 | | 5-9-0 | | | | | | | |
| 2-2-0 | | 0-0-0 | | 0-0-0 | | NEUTRAL | | 0-0-0 | | 2-2-0 | | 0-0-0 | | | | | | | |
| 6-14-0 | | 0-1-0 | | 0-0-0 | | NON-CONFERENCE | | 0-5-0 | | 3-2-0 | | 3-6-0 | | | | | | | |
| 0-2-0 | | 0-0-0 | | 0-0-0 | | HOME | | 0-1-0 | | 0-0-0 | | 0-1-0 | | | | | | | |
| 4-10-0 | | 0-1-0 | | 0-0- | | AWAY | | 0-4-0 | | 1-0-0 | | 3-5-0 | | | | | | | |
| 2-2-0 | | 0-0-0 | | 0-0-0 | | NEUTRAL | | 0-0-0 | | 2-2-0 | | 0-0-0 | | | | | | | |
| 8-12-0 | | 0-0-0 | | 0-4-0 | | CONFERENCE | | 0-0-0 | | 2-2-0 | | 6-6-0 | | | | | | | |
| 6-4-0 | | 0-0-0 | | 0-0-0 | | HOME | | 0-0-0 | | 2-2-0 | | 4-2-0 | | | | | | | |
| 2-8-0 | | 0-0-0 | | 0-4-0 | | AWAY | | 0-0-0 | | 0-0-0 | | 2-4-0 | | | | | | | |
| 0-0-0 | | 0-0-0 | | 0-0-0 | | NEUTRAL | | 0-0-0 | | 0-0-0 | | 0-0-0 | | | | | | | |
| RPI | S | Opponent | Score | | RPI | S | Opponent | Score | | RPI | S | Opponent | Score | | | | | | |
| 1 | A | Virginia | 4 | 14 | 43 | A | Columbia | 2 | 8 | 63 | A | UC Santa Barbara | 1 | 9 | | | | | |
| | | | | | 43 | A | Columbia | 6 | 9 | 63 | A | UC Santa Barbara | 10 | 18 | | | | | |
| | | | | | 43 | A | Columbia | 3 | 13 | 63 | A | UC Santa Barbara | 0 | 11 | | | | | |
| | | | | | 43 | A | Columbia | 2 | 3 | 84 | A | Duke | 1 | 7 | | | | | |
| | | | | | | | | | | 87 | H | Seton Hall | 6 | 13 | | | | | |
| | | | | | | | | | | | | 109 | N | Michigan | 7 | 3 | | | |
| | | | | | | | | | | | | 109 | N | Michigan | 6 | 5 | | | |
| | | | | | | | | | | | | 109 | N | Michigan | 2 | 8 | | | |
| | | | | | | | | | | | | 109 | N | Michigan | 2 | 4 | | | |
| | | | | | | | | | | | | 114 | A | St. John's (NY) | 2 | 0 | | | |
| | | | | | | | | | | | | 135 | H | Penn | 6 | 4 | | | |
| | | | | | | | | | | | | 135 | H | Penn | 0 | 2 | | | |
| | | | | | | | | | | | | 135 | H | Penn | 1 | 6 | | | |
| | | | | | | | | | | | | 135 | H | Penn | 4 | 2 | | | |
| | | | | | | | | | | | | 177 | H | Dartmouth | 4 | 3 | | | |
| | | | | | | | | | | | | 177 | H | Dartmouth | 3 | 0 | | | |
| | | | | | | | | | | | | 190 | A | UNC Greensboro | 10 | 11 | | | |
| | | | | | | | | | | | | 190 | A | UNC Greensboro | 11 | 1 | | | |
| | | | | | | | | | | | | 190 | A | UNC Greensboro | 1 | 11 | | | |
| | | | | | | | | | | | | 203 | H | Monmouth | 0 | 3 | | | |
| | | | | | | | | | | | | 212 | A | Cornell | 2 | 4 | | | |
| | | | | | | | | | | | | 212 | A | Cornell | 4 | 6 | | | |
| | | | | | | | | | | | | 212 | H | Cornell | 5 | 4 | | | |
| | | | | | | | | | | | | 212 | H | Cornell | 2 | 4 | | | |
| | | | | | | | | | | | | 235 | A | Yale | 2 | 4 | | | |
| | | | | | | | | | | | | 235 | A | Yale | 1 | 2 | | | |
| | | | | | | | | | | | | 247 | A | Brown | 3 | 2 | | | |
| | | | | | | | | | | | | 247 | A | Brown | 10 | 6 | | | |
| | | | | | | | | | | | | 258 | A | Navy | 2 | 8 | | | |
| | | | | | | | | | | | | 258 | A | Navy | 4 | 9 | | | |
| | | | | | | | | | | | | 258 | A | Navy | 4 | 2 | | | |
| | | | | | | | | | | | | 258 | A | Navy | 1 | 0 | | | |
| LAST 15 GAMES | | | | | | | | | | | | | | | | | | | |
| | | | | | 114 | A | St. John's (NY) | 2 | 0 | 135 | H | Penn | 1 | 6 | 247 | A | Brown | 10 | 6 |
| | | | | | 212 | H | Cornell | 5 | 4 | 135 | H | Penn | 0 | 2 | 258 | A | Navy | 2 | 8 |
| | | | | | 212 | H | Cornell | 2 | 4 | 135 | H | Penn | 6 | 4 | 258 | A | Navy | 4 | 9 |
| | | | | | 212 | A | Cornell | 4 | 6 | | | | | | 258 | A | Navy | 4 | 2 |
| | | | | | 212 | A | Cornell | 2 | 4 | | | | | | 258 | A | Navy | 1 | 0 |

Non-Div. I Games:

Princeton

| | | | | |
|-----|---|-------|---|---|
| 287 | A | Rider | 3 | 5 |
| 135 | H | Penn | 4 | 2 |

| RPI | S | Opponent | Score | |
|-----|---|----------|-------|---|
| 272 | H | Harvard | 6 | 2 |
| 272 | H | Harvard | 3 | 4 |
| 287 | A | Rider | 3 | 5 |

Princeton

P
r
i
n
c
e
t
o
n

P
r
i
n
c
e
t
o
n

| | | | | | | | | | | | | | | |
|-------------------|----------|-----------|-----------|---------------------|-------------|------------------------|-------|-------------|--------|-----------------------|-------|----|----|----|
| Average RPI Win: | 207 | WON-LOST | WINNING | LAST 15 | STRENGTH OF | OPP. STRENGTH | TEAM | ADJ | CONF. | ADJ CONF. | | | | |
| Average RPI Loss: | 143 | RECORD | PCT. RANK | GAMES | SCHEDULE | OF SCHEDULE | RPI | RPI | RPI | RPI | | | | |
| DIV. I ONLY | | 19-28-0 | .40426 | 221 | 7-7-0 | 165 | 256 | 225 | .46521 | 225 | 18 | 18 | | |
| DIV. I NON-CONF. | | 14-15-0 | .48276 | 161 | 2-1-0 | 206 | 284 | 206 | .47775 | 204 | 20 | 20 | | |
| <hr/> | | | | | | | | | | | | | | |
| TOTALS | RPI 1-25 | RPI 26-50 | | W-L RECORDS | | RPI 51-100 | | RPI 101-150 | | RPI 150+ | | | | |
| 19-28-0 | 0-0-0 | 0-0-0 | | OVERALL | | 2-8-0 | | 5-10-0 | | 12-10-0 | | | | |
| 10-8-0 | 0-0-0 | 0-0-0 | | HOME | | 1-2-0 | | 4-4-0 | | 5-2-0 | | | | |
| 5-14-0 | 0-0-0 | 0-0-0 | | AWAY | | 0-4-0 | | 0-4-0 | | 5-6-0 | | | | |
| 4-6-0 | 0-0-0 | 0-0-0 | | NEUTRAL | | 1-2-0 | | 1-2-0 | | 2-2-0 | | | | |
| 14-15-0 | 0-0-0 | 0-0-0 | | NON-CONFERENCE | | 1-3-0 | | 5-4-0 | | 8-8-0 | | | | |
| 7-2-0 | 0-0-0 | 0-0-0 | | HOME | | 0-0-0 | | 4-1-0 | | 3-1-0 | | | | |
| 3-7-0 | 0-0-0 | 0-0- | | AWAY | | 0-1-0 | | 0-1-0 | | 3-5-0 | | | | |
| 4-6-0 | 0-0-0 | 0-0-0 | | NEUTRAL | | 1-2-0 | | 1-2-0 | | 2-2-0 | | | | |
| 5-13-0 | 0-0-0 | 0-0-0 | | CONFERENCE | | 1-5-0 | | 0-6-0 | | 4-2-0 | | | | |
| 3-6-0 | 0-0-0 | 0-0-0 | | HOME | | 1-2-0 | | 0-3-0 | | 2-1-0 | | | | |
| 2-7-0 | 0-0-0 | 0-0-0 | | AWAY | | 0-3-0 | | 0-3-0 | | 2-1-0 | | | | |
| 0-0-0 | 0-0-0 | 0-0-0 | | NEUTRAL | | 0-0-0 | | 0-0-0 | | 0-0-0 | | | | |
| RPI | S | Opponent | Score | RPI | S | Opponent | Score | RPI | S | Opponent | Score | | | |
| | | | | 64 N Saint Joseph's | | | | 0 | 15 | 104 N Iowa | | | 1 | 13 |
| | | | | 64 N Saint Joseph's | | | | 5 | 4 | 104 N Iowa | | | 10 | 1 |
| | | | | 64 N Saint Joseph's | | | | 2 | 3 | 105 H Xavier | | | 6 | 11 |
| | | | | 77 A Creighton | | | | 0 | 2 | 105 H Xavier | | | 6 | 15 |
| | | | | 77 A Creighton | | | | 5 | 16 | 105 H Xavier | | | 2 | 8 |
| | | | | 77 A Creighton | | | | 4 | 13 | 114 A St. John's (NY) | | | 6 | 7 |
| | | | | 87 H Seton Hall | | | | 4 | 3 | 114 A St. John's (NY) | | | 4 | 12 |
| | | | | 87 H Seton Hall | | | | 4 | 5 | 114 A St. John's (NY) | | | 5 | 15 |
| | | | | 87 H Seton Hall | | | | 3 | 9 | 128 H Hartford | | | 11 | 10 |
| | | | | 94 A Wake Forest | | | | 2 | 3 | 128 H Hartford | | | 6 | 3 |
| | | | | | | | | | | 128 H Hartford | | | 4 | 3 |
| | | | | | | | | | | 136 A Towson | | | 4 | 8 |
| | | | | | | | | | | 136 H Towson | | | 6 | 2 |
| | | | | | | | | | | 136 H Towson | | | 2 | 10 |
| | | | | | | | | | | 136 N Towson | | | 1 | 9 |
| | | | | | | | | | | 154 A George Mason | | | 5 | 6 |
| | | | | | | | | | | 190 A UNC Greensboro | | | 9 | 10 |
| | | | | | | | | | | 190 A UNC Greensboro | | | 1 | 7 |
| | | | | | | | | | | 190 A UNC Greensboro | | | 3 | 14 |
| | | | | | | 209 N Western Mich. | | | 4 | 6 | | | | |
| | | | | | | 214 N Marshall | | | 1 | 5 | | | | |
| | | | | | | 232 N South Dakota St. | | | 9 | 4 | | | | |
| | | | | | | 232 N South Dakota St. | | | 7 | 4 | | | | |
| | | | | | | 243 H Villanova | | | 2 | 13 | | | | |
| | | | | | | 243 H Villanova | | | 2 | 1 | | | | |
| | | | | | | 243 H Villanova | | | 6 | 4 | | | | |
| | | | | | | 251 A Butler | | | 6 | 7 | | | | |
| | | | | | | 256 H UMBC | | | 3 | 4 | | | | |
| | | | | | | 251 A Butler | | | 6 | 7 | | | | |
| | | | | | | 251 A Butler | | | 8 | 3 | | | | |
| | | | | | | 251 A Butler | | | 5 | 2 | | | | |
| | | | | | | 243 H Villanova | | | 2 | 13 | | | | |

Non-Div. I Games:

Georgetown

| | | | | |
|-----|---|-----------|---|---|
| 243 | H | Villanova | 6 | 4 |
| 243 | H | Villanova | 2 | 1 |

| RPI | S | Opponent | Score | |
|-----|---|-------------------|-------|---|
| 251 | A | Butler | 8 | 3 |
| 251 | A | Butler | 5 | 2 |
| 256 | H | UMBC | 3 | 4 |
| 261 | A | George Washington | 6 | 2 |
| 261 | H | George Washington | 7 | 6 |
| 294 | H | UMES | 7 | 2 |
| 294 | H | UMES | 7 | 3 |
| 299 | A | Grambling | 5 | 3 |
| 299 | A | Grambling | 2 | 8 |
| 299 | A | Grambling | 6 | 1 |

Georgetown

G
e
o
r
g
e
t
o
w
n

G
e
o
r
g
e
t
o
w
n

| Average RPI Win: 168 | | WON-LOST RECORD | | WINNING PCT. RANK | | LAST 15 GAMES | | STRENGTH OF SCHEDULE | | OPP. STRENGTH OF SCHEDULE | | TEAM RPI | | ADJ RPI | | CONF. RPI | | ADJ CONF. RPI | |
|----------------------|------------|-----------------|---|-------------------|---------------|----------------|----|----------------------|------------|---------------------------|----|----------|------------------|------------|----|-----------|--|---------------|--|
| DIV. I ONLY | | 18-31-0 | | .36735 238 | | 8-6-0 | | 179 | | 148 | | 226 | | .46301 226 | | 9 | | 9 | |
| DIV. I NON-CONF. | | 9-13-0 | | .40909 210 | | 1-1-0 | | 279 | | 253 | | 242 | | .45518 241 | | 10 | | 10 | |
| TOTALS | | RPI 1-25 | | RPI 26-50 | | W-L RECORDS | | RPI 51-100 | | RPI 101-150 | | RPI 150+ | | | | | | | |
| 18-31-0 | | 1-0-0 | | 3-6-0 | | OVERALL | | 2-10-0 | | 2-6-0 | | 10-9-0 | | | | | | | |
| 12-6-0 | | 0-0-0 | | 3-0-0 | | HOME | | 2-4-0 | | 2-1-0 | | 5-1-0 | | | | | | | |
| 3-23-0 | | 0-0-0 | | 0-6-0 | | AWAY | | 0-6-0 | | 0-4-0 | | 3-7-0 | | | | | | | |
| 3-2-0 | | 1-0-0 | | 0-0-0 | | NEUTRAL | | 0-0-0 | | 0-1-0 | | 2-1-0 | | | | | | | |
| 9-13-0 | | 1-0-0 | | 0-0-0 | | NON-CONFERENCE | | 0-3-0 | | 0-2-0 | | 8-8-0 | | | | | | | |
| 3-0-0 | | 0-0-0 | | 0-0-0 | | HOME | | 0-0-0 | | 0-0-0 | | 3-0-0 | | | | | | | |
| 3-11-0 | | 0-0-0 | | 0-0- | | AWAY | | 0-3-0 | | 0-1-0 | | 3-7-0 | | | | | | | |
| 3-2-0 | | 1-0-0 | | 0-0-0 | | NEUTRAL | | 0-0-0 | | 0-1-0 | | 2-1-0 | | | | | | | |
| 9-18-0 | | 0-0-0 | | 3-6-0 | | CONFERENCE | | 2-7-0 | | 2-4-0 | | 2-1-0 | | | | | | | |
| 9-6-0 | | 0-0-0 | | 3-0-0 | | HOME | | 2-4-0 | | 2-1-0 | | 2-1-0 | | | | | | | |
| 0-12-0 | | 0-0-0 | | 0-6-0 | | AWAY | | 0-3-0 | | 0-3-0 | | 0-0-0 | | | | | | | |
| 0-0-0 | | 0-0-0 | | 0-0-0 | | NEUTRAL | | 0-0-0 | | 0-0-0 | | 0-0-0 | | | | | | | |
| RPI S | Opponent | Score | | RPI S | Opponent | Score | | RPI S | Opponent | Score | | RPI S | Opponent | Score | | | | | |
| 23 N | Washington | 14 | 9 | 30 A | UNLV | 1 | 12 | 53 H | New Mexico | 3 | 5 | 109 N | Michigan | 2 | 8 | | | | |
| | | | | 30 A | UNLV | 1 | 6 | 53 H | New Mexico | 5 | 0 | 131 A | Sacramento St. | 1 | 7 | | | | |
| | | | | 30 A | UNLV | 3 | 13 | 53 H | New Mexico | 8 | 13 | 132 A | Nevada | 1 | 5 | | | | |
| | | | | 30 H | UNLV | 14 | 4 | 81 A | Texas St. | 0 | 6 | 132 A | Nevada | 2 | 5 | | | | |
| | | | | 30 H | UNLV | 10 | 9 | 98 A | Kansas St. | 2 | 17 | 132 A | Nevada | 1 | 7 | | | | |
| | | | | 30 H | UNLV | 7 | 6 | 98 A | Kansas St. | 0 | 4 | 132 H | Nevada | 5 | 4 | | | | |
| | | | | 49 A | San Diego St. | 3 | 4 | 99 A | Fresno St. | 1 | 8 | 132 H | Nevada | 3 | 2 | | | | |
| | | | | 49 A | San Diego St. | 1 | 5 | 99 A | Fresno St. | 1 | 6 | 132 H | Nevada | 4 | 12 | | | | |
| | | | | 49 A | San Diego St. | 3 | 9 | 99 A | Fresno St. | 1 | 11 | 184 A | Arizona | 2 | 14 | | | | |
| | | | | | | | | 99 H | Fresno St. | 8 | 10 | 184 A | Arizona | 2 | 10 | | | | |
| | | | | | | | | 99 H | Fresno St. | 5 | 7 | 192 H | San Jose St. | 8 | 7 | | | | |
| | | | | | | | | 99 H | Fresno St. | 6 | 2 | 192 H | San Jose St. | 2 | 4 | | | | |
| | | | | | | | | | | | | 192 H | San Jose St. | 10 | 9 | | | | |
| | | | | | | | | | | | | 208 A | Omaha | 3 | 9 | | | | |
| | | | | | | | | | | | | 208 A | Omaha | 1 | 3 | | | | |
| | | | | | | | | | | | | 208 A | Omaha | 3 | 7 | | | | |
| | | | | | | | | | | | | 232 A | South Dakota St. | 4 | 2 | | | | |
| | | | | | | | | | | | | 232 A | South Dakota St. | 2 | 1 | | | | |
| | | | | | | | | | | | | 232 A | South Dakota St. | 1 | 2 | | | | |
| | | | | | | | | | | | | 255 H | New Mexico St. | 9 | 6 | | | | |
| | | | | | | | | | | | | 258 N | Navy | 9 | 1 | | | | |
| | | | | | | | | | | | | 258 N | Navy | 2 | 0 | | | | |
| | | | | | | | | | | | | 258 N | Navy | 0 | 3 | | | | |
| | | | | | | | | | | | | 293 A | Northern Colo. | 13 | 5 | | | | |
| | | | | | | | | | | | | 293 A | Northern Colo. | 2 | 6 | | | | |
| | | | | | | | | | | | | 293 H | Northern Colo. | 11 | 10 | | | | |
| | | | | | | | | | | | | 293 H | Northern Colo. | 8 | 6 | | | | |
| LAST 15 GAMES | | | | 192 H | San Jose St. | 10 | 9 | 99 A | Fresno St. | 1 | 11 | 258 N | Navy | 0 | 3 | | | | |
| | | | | 192 H | San Jose St. | 8 | 7 | 99 A | Fresno St. | 1 | 6 | 293 A | Northern Colo. | 13 | 5 | | | | |
| | | | | 192 H | San Jose St. | 2 | 4 | 99 A | Fresno St. | 1 | 8 | 293 A | Northern Colo. | 2 | 6 | | | | |
| | | | | 132 H | Nevada | 5 | 4 | | | | | 293 H | Northern Colo. | 11 | 10 | | | | |
| | | | | 132 H | Nevada | 4 | 12 | | | | | 293 H | Northern Colo. | 8 | 6 | | | | |

Non-Div. I Games: Adams St. 17 1

Air Force

| | | | | |
|-----|---|----------------|---|---|
| 132 | H | Nevada | 3 | 2 |
| 293 | A | Northern Colo. | 2 | 6 |

A
i
r
F
o
r
c
e

A
i
r
F
o
r
c
e

[illegible]

Non-Div. I Games:

Lehigh

| | | |
|-----------------|---|---|
| 242 H Lafayette | 1 | 2 |
| 242 H Lafayette | 4 | 2 |

| RPI | S | Opponent | Score |
|-----|---|---------------------|-------|
| 249 | A | La Salle | 5 6 |
| 253 | A | Fairleigh Dickinson | 1 9 |
| 253 | A | Fairleigh Dickinson | 4 12 |
| 253 | N | Fairleigh Dickinson | 4 2 |
| 253 | N | Fairleigh Dickinson | 5 7 |
| 258 | A | Navy | 2 3 |
| 258 | A | Navy | 2 7 |
| 258 | A | Navy | 1 2 |
| 258 | A | Navy | 1 4 |
| 283 | N | St. Bonaventure | 4 6 |
| 286 | H | Iona | 7 10 |
| 291 | N | NJIT | 7 5 |
| 291 | N | NJIT | 3 4 |
| 294 | H | UMES | 6 3 |
| 294 | H | UMES | 3 11 |
| 297 | N | Chicago St. | 1 8 |
| 298 | A | Coppin St. | 4 3 |
| 298 | H | Coppin St. | 9 3 |
| 298 | H | Coppin St. | 8 2 |

L
e
h
i
g
h

L
e
h
i
g
h

| Average RPI Win: 220 | | WON-LOST RECORD | WINNING PCT. RANK | | LAST 15 GAMES | STRENGTH OF SCHEDULE | OPP. STRENGTH OF SCHEDULE | TEAM RPI | ADJ RPI | CONF. RPI | ADJ CONF. RPI | | | | | | |
|-----------------------|---|--------------------|----------------------|-----------|------------------|-------------------------|------------------------------|--------------|------------|--------------|------------------|----------|---|---------------------|--|-------|----|
| Average RPI Loss: 138 | | | | | | | | | | | | | | | | | |
| DIV. I ONLY | | 17-31-0 | .35417 | 247 | 7-8-0 | 133 | 254 | 228 | .46264 | 228 | 19 | 19 | | | | | |
| DIV. I NON-CONF. | | 8-20-0 | .28571 | 261 | 3-0-0 | 54 | 285 | 213 | .47318 | 212 | 21 | 21 | | | | | |
| <hr/> | | | | | | | | | | | | | | | | | |
| TOTALS | | RPI 1-25 | | RPI 26-50 | | W-L RECORDS | | RPI 51-100 | | RPI 101-150 | | RPI 150+ | | | | | |
| 17-31-0 | | 0-3-0 | | 0-0-0 | | OVERALL | | 1-8-0 | | 3-12-0 | | 13-8-0 | | | | | |
| 12-7-0 | | 0-0-0 | | 0-0-0 | | HOME | | 1-0-0 | | 2-3-0 | | 9-4-0 | | | | | |
| 5-24-0 | | 0-3-0 | | 0-0-0 | | AWAY | | 0-8-0 | | 1-9-0 | | 4-4-0 | | | | | |
| 0-0-0 | | 0-0-0 | | 0-0-0 | | NEUTRAL | | 0-0-0 | | 0-0-0 | | 0-0-0 | | | | | |
| 8-20-0 | | 0-3-0 | | 0-0-0 | | NON-CONFERENCE | | 1-8-0 | | 1-6-0 | | 6-3-0 | | | | | |
| 5-2-0 | | 0-0-0 | | 0-0-0 | | HOME | | 1-0-0 | | 0-1-0 | | 4-1-0 | | | | | |
| 3-18-0 | | 0-3-0 | | 0-0- | | AWAY | | 0-8-0 | | 1-5-0 | | 2-2-0 | | | | | |
| 0-0-0 | | 0-0-0 | | 0-0-0 | | NEUTRAL | | 0-0-0 | | 0-0-0 | | 0-0-0 | | | | | |
| 9-11-0 | | 0-0-0 | | 0-0-0 | | CONFERENCE | | 0-0-0 | | 2-6-0 | | 7-5-0 | | | | | |
| 7-5-0 | | 0-0-0 | | 0-0-0 | | HOME | | 0-0-0 | | 2-2-0 | | 5-3-0 | | | | | |
| 2-6-0 | | 0-0-0 | | 0-0-0 | | AWAY | | 0-0-0 | | 0-4-0 | | 2-2-0 | | | | | |
| 0-0-0 | | 0-0-0 | | 0-0-0 | | NEUTRAL | | 0-0-0 | | 0-0-0 | | 0-0-0 | | | | | |
| RPI | S | Opponent | | Score | | RPI | S | Opponent | | Score | | RPI | S | Opponent | | Score | |
| 16 | A | Cal Poly | | 1 | 8 | | | | | | | 114 | H | St. John's (NY) | | 0 | 3 |
| 16 | A | Cal Poly | | 2 | 7 | | | | | | | 141 | H | Sacred Heart | | 6 | 2 |
| 16 | A | Cal Poly | | 1 | 3 | | | | | | | 141 | H | Sacred Heart | | 4 | 1 |
| | | | | | | | | | | | | 141 | H | Sacred Heart | | 3 | 4 |
| | | | | | | | | | | | | 141 | H | Sacred Heart | | 1 | 3 |
| | | | | | | | | | | | | 142 | A | Central Conn. St. | | 1 | 2 |
| | | | | | | | | | | | | 142 | A | Central Conn. St. | | 0 | 7 |
| | | | | | | | | | | | | 142 | A | Central Conn. St. | | 0 | 4 |
| | | | | | | | | | | | | 142 | A | Central Conn. St. | | 2 | 8 |
| | | | | | | | | | | | | 145 | A | Elon | | 3 | 7 |
| | | | | | | | | | | | | 145 | A | Elon | | 2 | 14 |
| | | | | | | | | | | | | 145 | A | Elon | | 1 | 11 |
| | | | | | | | | | | | | 147 | A | Army | | 0 | 4 |
| | | | | | | | | | | | | 147 | A | Army | | 2 | 1 |
| | | | | | | | | | | | | 147 | A | Army | | 1 | 8 |
| | | | | | | | | | | | | 203 | A | Monmouth | | 4 | 1 |
| | | | | | | | | | | | | 220 | H | Mt. St. Mary's | | 13 | 2 |
| | | | | | | | | | | | | 220 | H | Mt. St. Mary's | | 6 | 2 |
| | | | | | | | | | | | | 220 | H | Mt. St. Mary's | | 0 | 1 |
| | | | | | | | | | | | | 220 | H | Mt. St. Mary's | | 3 | 4 |
| | | | | | | | | | | | | 222 | A | LIU Brooklyn | | 3 | 7 |
| | | | | | | | | | | | | 222 | A | LIU Brooklyn | | 4 | 2 |
| | | | | | | | | | | | | 222 | A | LIU Brooklyn | | 1 | 11 |
| | | | | | | | | | | | | 222 | A | LIU Brooklyn | | 6 | 2 |
| | | | | | | | | | | | | 229 | H | Hofstra | | 2 | 1 |
| | | | | | | | | | | | | 243 | A | Villanova | | 3 | 7 |
| | | | | | | | | | | | | 253 | H | Fairleigh Dickinson | | 12 | 5 |
| <hr/> | | | | | | | | | | | | | | | | | |
| LAST 15 GAMES | | | | | | | | | | | | | | | | | |
| | | | | | | 141 | H | Sacred Heart | | 1 | 3 | 220 | H | Mt. St. Mary's | | 3 | 4 |
| | | | | | | 141 | H | Sacred Heart | | 3 | 4 | 220 | H | Mt. St. Mary's | | 13 | 2 |
| | | | | | | 141 | H | Sacred Heart | | 6 | 2 | 142 | A | Central Conn. St. | | 0 | 7 |
| | | | | | | 141 | H | Sacred Heart | | 4 | 1 | | | | | | |
| | | | | | | 229 | H | Hofstra | | 2 | 1 | | | | | | |

Non-Div. I Games:

Wagner

| | | | | |
|-----|---|----------------|---|---|
| 220 | H | Mt. St. Mary's | 6 | 2 |
| 220 | H | Mt. St. Mary's | 0 | 1 |

| RPI | S | Opponent | Score | |
|-----|---|---------------------|-------|---|
| 253 | H | Fairleigh Dickinson | 1 | 0 |
| 253 | H | Fairleigh Dickinson | 3 | 7 |
| 253 | H | Fairleigh Dickinson | 5 | 1 |
| 282 | H | Saint Peter's | 13 | 7 |
| 287 | A | Rider | 4 | 9 |
| 287 | H | Rider | 3 | 2 |
| 291 | A | NJIT | 9 | 7 |
| 291 | H | NJIT | 0 | 5 |
| 291 | H | NJIT | 3 | 2 |

| | | | | | | | | | | | |
|------------------|----------|-----------------|-------------------|----------------|----------------------|---------------------------|-------------|---------|-----------|-----------------|-------|
| Average RPI Win: | 196 | WON-LOST RECORD | WINNING PCT. RANK | LAST 15 GAMES | STRENGTH OF SCHEDULE | OPP. STRENGTH OF SCHEDULE | TEAM RPI | ADJ RPI | CONF. RPI | ADJ CONF. RPI | |
| DIV. I ONLY | 18-23-0 | .43902 | 194 | 5-10-0 | 251 | 201 | 229 | .46114 | 229 | 13 | 13 |
| DIV. I NON-CONF. | 11-12-0 | .47826 | 165 | 1-2-0 | 296 | 277 | 243 | .45502 | 242 | 13 | 13 |
| <hr/> | | | | | | | | | | | |
| TOTALS | RPI 1-25 | RPI 26-50 | | W-L RECORDS | RPI 51-100 | | RPI 101-150 | | RPI 150+ | | |
| 18-23-0 | 0-0-0 | 0-0-0 | | OVERALL | 4-6-0 | | 1-4-0 | | 13-13-0 | | |
| 7-10-0 | 0-0-0 | 0-0-0 | | HOME | 1-2-0 | | 0-1-0 | | 6-7-0 | | |
| 9-12-0 | 0-0-0 | 0-0-0 | | AWAY | 3-4-0 | | 1-3-0 | | 5-5-0 | | |
| 2-1-0 | 0-0-0 | 0-0-0 | | NEUTRAL | 0-0-0 | | 0-0-0 | | 2-1-0 | | |
| 11-12-0 | 0-0-0 | 0-0-0 | | NON-CONFERENCE | 0-1-0 | | 1-4-0 | | 10-7-0 | | |
| 3-2-0 | 0-0-0 | 0-0-0 | | HOME | 0-0-0 | | 0-1-0 | | 3-1-0 | | |
| 6-9-0 | 0-0-0 | 0-0- | | AWAY | 0-1-0 | | 1-3-0 | | 5-5-0 | | |
| 2-1-0 | 0-0-0 | 0-0-0 | | NEUTRAL | 0-0-0 | | 0-0-0 | | 2-1-0 | | |
| 7-11-0 | 0-0-0 | 0-0-0 | | CONFERENCE | 4-5-0 | | 0-0-0 | | 3-6-0 | | |
| 4-8-0 | 0-0-0 | 0-0-0 | | HOME | 1-2-0 | | 0-0-0 | | 3-6-0 | | |
| 3-3-0 | 0-0-0 | 0-0-0 | | AWAY | 3-3-0 | | 0-0-0 | | 0-0-0 | | |
| 0-0-0 | 0-0-0 | 0-0-0 | | NEUTRAL | 0-0-0 | | 0-0-0 | | 0-0-0 | | |
| RPI | S | Opponent | Score | RPI | S | Opponent | Score | RPI | S | Opponent | Score |
| | | | | | | 73 H Col. of Charleston | 4 2 | 114 H | | St. John's (NY) | 4 12 |
| | | | | | | 73 H Col. of Charleston | 3 7 | 134 A | | Grand Canyon | 7 5 |
| | | | | | | 73 H Col. of Charleston | 1 2 | 134 A | | Grand Canyon | 1 8 |
| | | | | | | 79 A Rutgers | 5 13 | 134 A | | Grand Canyon | 3 10 |
| | | | | | | 85 A William & Mary | 1 12 | 134 A | | Grand Canyon | 2 9 |
| | | | | | | 85 A William & Mary | 0 7 | 153 H | | Delaware | 3 2 |
| | | | | | | 85 A William & Mary | 7 4 | 153 H | | Delaware | 0 6 |
| | | | | | | 97 A UNC Wilmington | 2 9 | 153 H | | Delaware | 1 9 |
| | | | | | | 97 A UNC Wilmington | 11 5 | 181 A | | Furman | 4 2 |
| | | | | | | 97 A UNC Wilmington | 3 1 | 181 A | | Furman | 4 5 |
| | | | | | | | | 189 H | | Northeastern | 2 10 |
| | | | | | | | | 189 H | | Northeastern | 10 8 |
| | | | | | | | | 189 H | | Northeastern | 5 12 |
| | | | | | | | | 191 H | | James Madison | 5 2 |
| | | | | | | | | 191 H | | James Madison | 4 9 |
| | | | | | | | | 191 H | | James Madison | 3 8 |
| | | | | | | | | 203 H | | Monmouth | 4 14 |
| | | | | | | | | 221 N | | Penn St. | 4 10 |
| | | | | | | | | 221 N | | Penn St. | 5 0 |
| | | | | | | | | 221 N | | Penn St. | 5 2 |
| | | | | | | | | 222 A | | LIU Brooklyn | 11 3 |
| | | | | | | | | 228 A | | Wagner | 1 2 |
| | | | | | | | | 250 H | | Fordham | 11 4 |
| | | | | | | | | 268 A | | Incarnate Word | 3 8 |
| | | | | | | | | 268 A | | Incarnate Word | 1 2 |
| | | | | | | | | 268 A | | Incarnate Word | 9 3 |
| | | | | | | | | 268 A | | Incarnate Word | 4 2 |
| <hr/> | | | | | | | | | | | |
| LAST 15 GAMES | | | | | | | | | | | |
| | | | | | | 73 H Col. of Charleston | 1 2 | 203 H | | Monmouth | 4 14 |
| | | | | | | 73 H Col. of Charleston | 4 2 | 85 A | | William & Mary | 0 7 |
| | | | | | | 73 H Col. of Charleston | 3 7 | 85 A | | William & Mary | 7 4 |
| | | | | | | 228 A Wagner | 1 2 | | | | |
| | | | | | | 189 H Northeastern | 2 10 | | | | |

Non-Div. I Games: Farmingdale St. 13 0

Hofstra

| | | | | |
|-----|---|--------------|----|----|
| 189 | H | Northeastern | 10 | 8 |
| 189 | H | Northeastern | 5 | 12 |

| RPI | S | Opponent | Score | |
|-----|---|-----------|-------|---|
| 275 | A | Manhattan | 0 | 5 |
| 275 | H | Manhattan | 8 | 2 |
| 302 | A | NYIT | 13 | 1 |
| 302 | H | NYIT | 3 | 2 |

Hofstra

H
o
f
s
t
r
a

H
o
f
s
t
r
a

| Average RPI Win: 208 | | WON-LOST | WINNING | LAST 15 | STRENGTH OF | | OPP. STRENGTH | TEAM | ADJ | CONF. | ADJ CONF. |
|-----------------------|------------|----------|-----------|----------------|-------------|-------|---------------|-------|---------------|---------|-----------|
| Average RPI Loss: 154 | | RECORD | PCT. RANK | GAMES | SCHEDULE | | OF SCHEDULE | RPI | RPI | RPI | RPI |
| DIV. I ONLY | | 18-26-0 | .40909 | 217 | 7-7-0 | | 249 | 213 | 230 | .45944 | 230 |
| DIV. I NON-CONF. | | 10-16-0 | .38462 | 219 | 3-2-0 | | 267 | 148 | 251 | .44885 | 250 |
| TOTALS | | RPI 1-25 | RPI 26-50 | | W-L RECORDS | | RPI 51-100 | | RPI 101-150 | | RPI 150+ |
| 18-26-0 | 1-2-0 | 0-3-0 | | OVERALL | | 1-2-0 | | 2-6-0 | | 14-13-0 | |
| 5-5-0 | 0-0-0 | 0-0-0 | | HOME | | 0-0-0 | | 0-3-0 | | 5-2-0 | |
| 9-13-0 | 1-2-0 | 0-3-0 | | AWAY | | 1-1-0 | | 1-2-0 | | 6-5-0 | |
| 4-8-0 | 0-0-0 | 0-0-0 | | NEUTRAL | | 0-1-0 | | 1-1-0 | | 3-6-0 | |
| 10-16-0 | 1-2-0 | 0-3-0 | | NON-CONFERENCE | | 1-2-0 | | 1-1-0 | | 7-8-0 | |
| 3-1-0 | 0-0-0 | 0-0-0 | | HOME | | 0-0-0 | | 0-0-0 | | 3-1-0 | |
| 3-7-0 | 1-2-0 | 0-0-0 | | AWAY | | 1-1-0 | | 0-0-0 | | 1-1-0 | |
| 4-8-0 | 0-0-0 | 0-0-0 | | NEUTRAL | | 0-1-0 | | 1-1-0 | | 3-6-0 | |
| 8-10-0 | 0-0-0 | 0-0-0 | | CONFERENCE | | 0-0-0 | | 1-5-0 | | 7-5-0 | |
| 2-4-0 | 0-0-0 | 0-0-0 | | HOME | | 0-0-0 | | 0-3-0 | | 2-1-0 | |
| 6-6-0 | 0-0-0 | 0-0-0 | | AWAY | | 0-0-0 | | 1-2-0 | | 5-4-0 | |
| 0-0-0 | 0-0-0 | 0-0-0 | | NEUTRAL | | 0-0-0 | | 0-0-0 | | 0-0-0 | |
| RPI S | Opponent | Score | | RPI S | Opponent | Score | | RPI S | Opponent | Score | |
| 10 A | Miami (FL) | 3 | 6 | 46 A | Clemson | 2 | 5 | 56 N | Evansville | 7 | 9 |
| 10 A | Miami (FL) | 2 | 11 | 46 A | Clemson | 2 | 10 | 93 A | Fla. Atlantic | 3 | 2 |
| 10 A | Miami (FL) | 3 | 1 | 46 A | Clemson | 3 | 13 | 93 A | Fla. Atlantic | 6 | 15 |
| | | | | | | | | | | | |
| | | | | | | | | | | | |
| | | | | | | | | | | | |
| | | | | | | | | | | | |
| | | | | | | | | | | | |
| | | | | | | | | | | | |
| | | | | | | | | | | | |
| | | | | | | | | | | | |
| | | | | | | | | | | | |
| | | | | | | | | | | | |
| | | | | | | | | | | | |
| | | | | | | | | | | | |
| | | | | | | | | | | | |
| | | | | | | | | | | | |
| | | | | | | | | | | | |
| | | | | | | | | | | | |
| | | | | | | | | | | | |
| | | | | | | | | | | | |
| | | | | | | | | | | | |
| | | | | | | | | | | | |
| | | | | | | | | | | | |
| | | | | | | | | | | | |
| | | | | | | | | | | | |
| | | | | | | | | | | | |
| | | | | | | | | | | | |
| | | | | | | | | | | | |
| | | | | | | | | | | | |
| | | | | | | | | | | | |
| | | | | | | | | | | | |
| | | | | | | | | | | | |
| | | | | | | | | | | | |
| | | | | | | | | | | | |
| | | | | | | | | | | | |
| | | | | | | | | | | | |
| | | | | | | | | | | | |
| | | | | | | | | | | | |
| | | | | | | | | | | | |
| | | | | | | | | | | | |
| | | | | | | | | | | | |
| | | | | | | | | | | | |
| | | | | | | | | | | | |
| | | | | | | | | | | | |
| | | | | | | | | | | | |
| | | | | | | | | | | | |
| | | | | | | | | | | | |
| | | | | | | | | | | | |
| | | | | | | | | | | | |
| | | | | | | | | | | | |
| | | | | | | | | | | | |
| | | | | | | | | | | | |
| | | | | | | | | | | | |
| | | | | | | | | | | | |
| | | | | | | | | | | | |
| | | | | | | | | | | | |
| | | | | | | | | | | | |
| | | | | | | | | | | | |
| | | | | | | | | | | | |
| | | | | | | | | | | | |
| | | | | | | | | | | | |
| | | | | | | | | | | | |
| | | | | | | | | | | | |
| | | | | | | | | | | | |
| | | | | | | | | | | | |
| | | | | | | | | | | | |
| | | | | | | | | | | | |
| | | | | | | | | | | | |
| | | | | | | | | | | | |
| | | | | | | | | | | | |
| | | | | | | | | | | | |
| | | | | | | | | | | | |
| | | | | | | | | | | | |
| | | | | | | | | | | | |
| | | | | | | | | | | | |
| | | | | | | | | | | | |
| | | | | | | | | | | | |
| | | | | | | | | | | | |
| | | | | | | | | | | | |

| | | | | |
|-----|---|-------------|---|---|
| 116 | A | Stony Brook | 2 | 1 |
| 302 | H | NYIT | 2 | 3 |

| RPI | S | Opponent | Score | |
|-----|---|------------------|-------|----|
| 265 | N | North Dakota St. | 1 | 13 |
| 279 | H | Albany (NY) | 4 | 6 |
| 279 | H | Albany (NY) | 7 | 0 |
| 279 | H | Albany (NY) | 9 | 4 |
| 302 | H | NYIT | 1 | 0 |
| 302 | H | NYIT | 1 | 0 |
| 302 | H | NYIT | 11 | 4 |
| 302 | H | NYIT | 2 | 3 |

| Average RPI Win: | 167 | WON-LOST RECORD | WINNING PCT. RANK | LAST 15 GAMES | STRENGTH OF SCHEDULE | OPP. STRENGTH OF SCHEDULE | TEAM RPI | ADJ RPI | CONF. RPI | ADJ CONF. RPI | | |
|------------------|----------|-----------------|-------------------|----------------|----------------------|---------------------------|----------|-------------|-----------|----------------|-------|---|
| DIV. I ONLY | | 13-29-0 | .30952 | 269 | 3-12-0 | 123 | 166 | 231 | .45937 | 231 | 7 | 7 |
| DIV. I NON-CONF. | | 5-16-0 | .2381 | 275 | 0-5-0 | 216 | 282 | 286 | .41626 | 286 | 7 | 6 |
| <hr/> | | | | | | | | | | | | |
| TOTALS | RPI 1-25 | RPI 26-50 | | W-L RECORDS | | RPI 51-100 | | RPI 101-150 | | RPI 150+ | | |
| 13-29-0 | 1-2-0 | 0-3-0 | | OVERALL | | 0-9-0 | | 6-4-0 | | 6-11-0 | | |
| 4-10-0 | 1-2-0 | 0-0-0 | | HOME | | 0-0-0 | | 1-2-0 | | 2-6-0 | | |
| 4-16-0 | 0-0-0 | 0-3-0 | | AWAY | | 0-9-0 | | 4-2-0 | | 0-2-0 | | |
| 5-3-0 | 0-0-0 | 0-0-0 | | NEUTRAL | | 0-0-0 | | 1-0-0 | | 4-3-0 | | |
| 5-16-0 | 0-0-0 | 0-0-0 | | NON-CONFERENCE | | 0-6-0 | | 1-0-0 | | 4-10-0 | | |
| 0-5-0 | 0-0-0 | 0-0-0 | | HOME | | 0-0-0 | | 0-0-0 | | 0-5-0 | | |
| 0-8-0 | 0-0-0 | 0-0- | | AWAY | | 0-6-0 | | 0-0-0 | | 0-2-0 | | |
| 5-3-0 | 0-0-0 | 0-0-0 | | NEUTRAL | | 0-0-0 | | 1-0-0 | | 4-3-0 | | |
| 8-13-0 | 1-2-0 | 0-3-0 | | CONFERENCE | | 0-3-0 | | 5-4-0 | | 2-1-0 | | |
| 4-5-0 | 1-2-0 | 0-0-0 | | HOME | | 0-0-0 | | 1-2-0 | | 2-1-0 | | |
| 4-8-0 | 0-0-0 | 0-3-0 | | AWAY | | 0-3-0 | | 4-2-0 | | 0-0-0 | | |
| 0-0-0 | 0-0-0 | 0-0-0 | | NEUTRAL | | 0-0-0 | | 0-0-0 | | 0-0-0 | | |
| RPI | S | Opponent | Score | RPI | S | Opponent | Score | RPI | S | Opponent | Score | |
| 18 | H | Louisville | 0 2 | 48 | A | UCF | 4 6 | 64 | A | Saint Joseph's | 3 11 | |
| 18 | H | Louisville | 4 6 | 48 | A | UCF | 5 12 | 79 | A | Rutgers | 3 4 | |
| 18 | H | Louisville | 4 2 | 48 | A | UCF | 2 8 | 79 | A | Rutgers | 6 9 | |
| | | | | | | | | 79 | A | Rutgers | 4 5 | |
| | | | | | | | | 83 | A | VCU | 0 10 | |
| | | | | | | | | 83 | A | VCU | 5 14 | |
| | | | | | | | | 83 | A | VCU | 2 5 | |
| | | | | | | | | 91 | A | Radford | 1 3 | |
| | | | | | | | | 91 | A | Radford | 3 6 | |
| | | | | | | | | | | | | |
| | | | | | | | | | | | | |
| | | | | | | | | | | | | |
| | | | | | | | | | | | | |
| | | | | | | | | | | | | |
| | | | | | | | | | | | | |
| | | | | | | | | | | | | |
| | | | | | | | | | | | | |
| | | | | | | | | | | | | |
| | | | | | | | | | | | | |
| | | | | | | | | | | | | |
| | | | | | | | | | | | | |
| | | | | | | | | | | | | |
| | | | | | | | | | | | | |
| | | | | | | | | | | | | |
| | | | | | | | | | | | | |
| | | | | | | | | | | | | |
| | | | | | | | | | | | | |
| | | | | | | | | | | | | |
| | | | | | | | | | | | | |
| | | | | | | | | | | | | |
| | | | | | | | | | | | | |
| | | | | | | | | | | | | |
| | | | | | | | | | | | | |
| | | | | | | | | | | | | |
| | | | | | | | | | | | | |
| | | | | | | | | | | | | |
| | | | | | | | | | | | | |
| | | | | | | | | | | | | |
| | | | | | | | | | | | | |
| | | | | | | | | | | | | |
| | | | | | | | | | | | | |
| | | | | | | | | | | | | |
| | | | | | | | | | | | | |
| | | | | | | | | | | | | |
| | | | | | | | | | | | | |
| | | | | | | | | | | | | |
| | | | | | | | | | | | | |
| | | | | | | | | | | | | |
| | | | | | | | | | | | | |
| | | | | | | | | | | | | |
| | | | | | | | | | | | | |
| | | | | | | | | | | | | |
| | | | | | | | | | | | | |
| | | | | | | | | | | | | |
| | | | | | | | | | | | | |
| | | | | | | | | | | | | |
| | | | | | | | | | | | | |
| | | | | | | | | | | | | |
| | | | | | | | | | | | | |
| | | | | | | | | | | | | |
| | | | | | | | | | | | | |
| | | | | | | | | | | | | |
| | | | | | | | | | | | | |
| | | | | | | | | | | | | |
| | | | | | | | | | | | | |
| | | | | | | | | | | | | |
| | | | | | | | | | | | | |
| | | | | | | | | | | | | |
| | | | | | | | | | | | | |
| | | | | | | | | | | | | |
| | | | | | | | | | | | | |
| | | | | | | | | | | | | |
| | | | | | | | | | | | | |
| | | | | | | | | | | | | |
| | | | | | | | | | | | | |
| | | | | | | | | | | | | |
| | | | | | | | | | | | | |
| | | | | | </ | | | | | | | |

Non-Div. I Games:

Temple

| | | | | |
|-----|---|----------|---|---|
| 79 | A | Rutgers | 4 | 5 |
| 203 | H | Monmouth | 4 | 7 |

T
e
m
p
l
e

T
e
m
p
l
e

| Average RPI Win: | 240 | WON-LOST RECORD | WINNING PCT. RANK | LAST 15 GAMES | STRENGTH OF SCHEDULE | OPP. STRENGTH OF SCHEDULE | TEAM RPI | ADJ RPI | CONF. RPI | ADJ CONF. RPI | | | | | |
|--------------------|----------|-----------------|-------------------|--------------------|----------------------|---------------------------|----------|--------------------|-----------|---------------|-------|--------------------|---|----|----|
| Average RPI Loss: | 197 | | | | | | | | | | | | | | |
| DIV. I ONLY | 22-25-0 | .46809 | 169 | 6-8-0 | 275 | 285 | 233 | .45814 | 232 | 27 | 27 | | | | |
| DIV. I NON-CONF. | 13-16-0 | .44828 | 189 | 0-3-0 | 274 | 290 | 234 | .4611 | 233 | 29 | 29 | | | | |
| <hr/> | | | | | | | | | | | | | | | |
| TOTALS | RPI 1-25 | RPI 26-50 | | W-L RECORDS | | RPI 51-100 | | RPI 101-150 | | RPI 150+ | | | | | |
| 22-25-0 | 0-0-0 | 0-0-0 | | OVERALL | | 0-2-0 | | 2-5-0 | | 20-18-0 | | | | | |
| 8-7-0 | 0-0-0 | 0-0-0 | | HOME | | 0-0-0 | | 1-0-0 | | 7-7-0 | | | | | |
| 11-14-0 | 0-0-0 | 0-0-0 | | AWAY | | 0-2-0 | | 1-5-0 | | 10-7-0 | | | | | |
| 3-4-0 | 0-0-0 | 0-0-0 | | NEUTRAL | | 0-0-0 | | 0-0-0 | | 3-4-0 | | | | | |
| <hr/> | | | | | | | | | | | | | | | |
| 13-16-0 | 0-0-0 | 0-0-0 | | NON-CONFERENCE | | 0-2-0 | | 2-5-0 | | 11-9-0 | | | | | |
| 3-2-0 | 0-0-0 | 0-0-0 | | HOME | | 0-0-0 | | 1-0-0 | | 2-2-0 | | | | | |
| 7-10-0 | 0-0-0 | 0-0- | | AWAY | | 0-2-0 | | 1-5-0 | | 6-3-0 | | | | | |
| 3-4-0 | 0-0-0 | 0-0-0 | | NEUTRAL | | 0-0-0 | | 0-0-0 | | 3-4-0 | | | | | |
| <hr/> | | | | | | | | | | | | | | | |
| 9-9-0 | 0-0-0 | 0-0-0 | | CONFERENCE | | 0-0-0 | | 0-0-0 | | 9-9-0 | | | | | |
| 5-5-0 | 0-0-0 | 0-0-0 | | HOME | | 0-0-0 | | 0-0-0 | | 5-5-0 | | | | | |
| 4-4-0 | 0-0-0 | 0-0-0 | | AWAY | | 0-0-0 | | 0-0-0 | | 4-4-0 | | | | | |
| 0-0-0 | 0-0-0 | 0-0-0 | | NEUTRAL | | 0-0-0 | | 0-0-0 | | 0-0-0 | | | | | |
| <hr/> | | | | | | | | | | | | | | | |
| RPI | S | Opponent | Score | RPI | S | Opponent | Score | RPI | S | Opponent | Score | | | | |
| | | | | 77 A Creighton | | | | 1 | 3 | 102 A UTSA | | 7 | 6 | | |
| | | | | 77 A Creighton | | | | 4 | 5 | 102 A UTSA | | 5 | 8 | | |
| | | | | | | | | | | | | 102 A UTSA | | 1 | 5 |
| | | | | | | | | | | | | 104 A Iowa | | 3 | 12 |
| | | | | | | | | | | | | 104 A Iowa | | 3 | 4 |
| | | | | | | | | | | | | 104 A Iowa | | 1 | 2 |
| | | | | | | | | | | | | 121 H Minnesota | | 13 | 4 |
| | | | | | | | | | | | | 200 A Western Ill. | | 5 | 2 |
| | | | | | | | | | | | | 200 A Western Ill. | | 0 | 1 |
| | | | | | | | | | | | | 200 H Western Ill. | | 9 | 1 |
| | | | | | | | | | | | | 200 H Western Ill. | | 3 | 4 |
| | | | | | | | | | | | | 200 H Western Ill. | | 5 | 0 |
| | | | | | | | | | | | | 200 H Western Ill. | | 4 | 16 |
| | | | | | | | | | | | | 208 A Omaha | | 6 | 7 |
| | | | | | | | | | | | | 208 A Omaha | | 2 | 10 |
| | | | | | | | | | | | | 208 H Omaha | | 1 | 0 |
| | | | | | | | | | | | | 208 H Omaha | | 3 | 6 |
| | | | | | | | | | | | | 208 H Omaha | | 3 | 0 |
| | | | | | | | | | | | | 208 H Omaha | | 2 | 3 |
| | | | | | | | | | | | | 225 N Georgetown | | 4 | 7 |
| | | | | | | | | | | | | 225 N Georgetown | | 4 | 9 |
| | | | | LAST 15 GAMES | | | | | | | | 226 H Air Force | | 2 | 4 |
| | | | | 200 H Western Ill. | | | | 9 | 1 | 208 H Omaha | | | | 2 | 3 |
| | | | | 200 H Western Ill. | | | | 4 | 16 | 104 A Iowa | | | | 3 | 12 |
| | | | | 200 H Western Ill. | | | | 5 | 0 | 104 A Iowa | | | | 3 | 4 |
| 200 H Western Ill. | | | | 3 | 4 | | | | | 230 N Maine | | 4 | 5 | | |
| 208 H Omaha | | | | 3 | 6 | | | | | 230 N Maine | | 5 | 3 | | |
| | | | | | | | | 234 N Presbyterian | | 4 | 1 | | | | |

| | | | | | | | |
|-------------------|-----------|------|------------|------|-----------------|------|------------------|
| Non-Div. I Games: | Mt. Marty | 16 3 | Dakota St. | 11 1 | Baldwin Wallace | 11 9 | South Dakota St. |
|-------------------|-----------|------|------------|------|-----------------|------|------------------|

South Dakota St.

| | | |
|-------------|---|---|
| 208 H Omaha | 3 | 0 |
| 208 H Omaha | 1 | 0 |

Through Games Of May 11, 2014

| RPI | S | Opponent | Score | |
|-----|---|----------------|-------|----|
| 266 | A | IPFW | 2 | 12 |
| 266 | A | IPFW | 3 | 2 |
| 266 | A | IPFW | 3 | 0 |
| 266 | A | IPFW | 11 | 1 |
| 266 | H | IPFW | 2 | 1 |
| 266 | H | IPFW | 5 | 9 |
| 271 | H | North Dakota | 10 | 9 |
| 276 | N | Texas Southern | 0 | 1 |
| 276 | N | Texas Southern | 11 | 1 |
| 288 | A | Jackson St. | 1 | 2 |
| 288 | A | Jackson St. | 10 | 2 |
| 289 | A | Alabama A&M | 12 | 5 |
| 289 | A | Alabama A&M | 11 | 4 |
| 289 | A | Alabama A&M | 2 | 1 |
| 289 | A | Alabama A&M | 4 | 6 |
| 297 | A | Chicago St. | 2 | 1 |
| 297 | A | Chicago St. | 1 | 2 |
| 297 | A | Chicago St. | 10 | 6 |

South Dakota St.

S
o
u
t
h
D
a
k
o
t
a
S
t
.

S
o
u
t
h
D
a
k
o
t
a
S
t
.

| Average RPI Win: 242 | | WON-LOST | WINNING | LAST 15 | STRENGTH OF | | OPP. STRENGTH | TEAM | ADJ | CONF. | ADJ CONF. |
|-----------------------|----------|----------|-----------|----------------|-------------|-------|---------------|-------|----------------|---------|-----------|
| Average RPI Loss: 157 | | RECORD | PCT. RANK | GAMES | SCHEDULE | | OF SCHEDULE | RPI | RPI | RPI | RPI |
| DIV. I ONLY | | 19-29-0 | .39583 | 225 | 10-5-0 | | 270 | 240 | 234 | .4579 | 233 |
| DIV. I NON-CONF. | | 4-23-0 | .14815 | 293 | 2-1-0 | | 245 | 158 | 290 | .40571 | 289 |
| TOTALS | | RPI 1-25 | RPI 26-50 | | W-L RECORDS | | RPI 51-100 | | RPI 101-150 | | RPI 150+ |
| 19-29-0 | 0-0-0 | 0-3-0 | | OVERALL | | 2-7-0 | | 2-4-0 | | 15-15-0 | |
| 6-2-0 | 0-0-0 | 0-0-0 | | HOME | | 0-0-0 | | 2-1-0 | | 4-1-0 | |
| 9-26-0 | 0-0-0 | 0-3-0 | | AWAY | | 2-7-0 | | 0-3-0 | | 7-13-0 | |
| 4-1-0 | 0-0-0 | 0-0-0 | | NEUTRAL | | 0-0-0 | | 0-0-0 | | 4-1-0 | |
| 4-23-0 | 0-0-0 | 0-3-0 | | NON-CONFERENCE | | 0-6-0 | | 0-3-0 | | 4-11-0 | |
| 1-1-0 | 0-0-0 | 0-0-0 | | HOME | | 0-0-0 | | 0-0-0 | | 1-1-0 | |
| 3-22-0 | 0-0-0 | 0-0- | | AWAY | | 0-6-0 | | 0-3-0 | | 3-10-0 | |
| 0-0-0 | 0-0-0 | 0-0-0 | | NEUTRAL | | 0-0-0 | | 0-0-0 | | 0-0-0 | |
| 15-6-0 | 0-0-0 | 0-0-0 | | CONFERENCE | | 2-1-0 | | 2-1-0 | | 11-4-0 | |
| 5-1-0 | 0-0-0 | 0-0-0 | | HOME | | 0-0-0 | | 2-1-0 | | 3-0-0 | |
| 6-4-0 | 0-0-0 | 0-0-0 | | AWAY | | 2-1-0 | | 0-0-0 | | 4-3-0 | |
| 4-1-0 | 0-0-0 | 0-0-0 | | NEUTRAL | | 0-0-0 | | 0-0-0 | | 4-1-0 | |
| RPI S | Opponent | Score | | RPI S | Opponent | Score | | RPI S | Opponent | Score | |
| 48 A | UCF | 1 | 8 | 76 A | Canisius | 3 | 1 | 111 A | Michigan St. | 1 | 6 |
| 48 A | UCF | 6 | 9 | 76 A | Canisius | 3 | 9 | 111 A | Michigan St. | 1 | 5 |
| 48 A | UCF | 4 | 11 | 76 A | Canisius | 6 | 3 | 111 A | Michigan St. | 0 | 4 |
| | | | | 91 A | Radford | 1 | 14 | 146 H | Fairfield | 6 | 5 |
| | | | | 91 A | Radford | 4 | 10 | 146 H | Fairfield | 8 | 6 |
| | | | | 91 A | Radford | 8 | 9 | 146 H | Fairfield | 0 | 4 |
| | | | | 100 A | Ohio St. | 1 | 7 | 160 H | Binghamton | 9 | 10 |
| | | | | 100 A | Ohio St. | 5 | 8 | 173 A | Georgia St. | 9 | 15 |
| | | | | 100 A | Ohio St. | 3 | 7 | 173 A | Georgia St. | 5 | 19 |
| | | | | | | | | 179 A | Stetson | 1 | 11 |
| | | | | | | | | 179 A | Stetson | 7 | 10 |
| | | | | | | | | 179 A | Stetson | 4 | 5 |
| | | | | | | | | 207 A | Charleston So. | 3 | 5 |
| | | | | | | | | 207 A | Charleston So. | 5 | 8 |
| | | | | | | | | 207 A | Charleston So. | 0 | 3 |
| | | | | | | | | 211 H | Holy Cross | 14 | 8 |
| | | | | | | | | 247 A | Brown | 7 | 14 |
| | | | | | | | | 247 A | Brown | 3 | 4 |
| | | | | | | | | 250 A | Fordham | 4 | 0 |
| | | | | | | | | 274 N | Niagara | 7 | 3 |
| | | | | | | | | 274 N | Niagara | 3 | 2 |
| | | | | | | | | 274 N | Niagara | 10 | 5 |
| | | | | | | | | 275 A | Manhattan | 7 | 4 |
| | | | | | | | | 275 A | Manhattan | 7 | 8 |
| | | | | | | | | 275 A | Manhattan | 1 | 2 |
| | | | | | | | | 281 A | Marist | 6 | 5 |
| | | | | | | | | 281 N | Marist | 0 | 1 |
| LAST 15 GAMES | | | | 287 A | Rider | 4 | 3 | 146 H | Fairfield | 6 | 5 |
| | | | | 287 A | Rider | 3 | 4 | 146 H | Fairfield | 8 | 6 |
| | | | | 287 A | Rider | 11 | 7 | 146 H | Fairfield | 0 | 4 |
| | | | | 275 A | Manhattan | 7 | 8 | | | | |
| | | | | 275 A | Manhattan | 1 | 2 | | | | |

Non-Div. I Games:

Siena

| | | | | |
|-----|---|------------|---|----|
| 275 | A | Manhattan | 7 | 4 |
| 160 | H | Binghamton | 9 | 10 |

| RPI | S | Opponent | Score | |
|-----|---|----------|-------|---|
| 281 | N | Marist | 8 | 4 |
| 286 | H | Iona | 2 | 0 |
| 286 | H | Iona | 3 | 2 |
| 286 | H | Iona | 5 | 4 |
| 287 | A | Rider | 4 | 3 |
| 287 | A | Rider | 11 | 7 |
| 287 | A | Rider | 3 | 4 |
| 302 | A | NYIT | 6 | 0 |
| 302 | A | NYIT | 9 | 2 |

Siena

S
i
e
n
a

S
i
e
n
a

| Average RPI Win: | 212 | WON-LOST RECORD | WINNING PCT. RANK | LAST 15 GAMES | STRENGTH OF SCHEDULE | OPP. STRENGTH OF SCHEDULE | TEAM RPI | ADJ RPI | CONF. RPI | ADJ CONF. RPI | | | | |
|------------------|----------|-----------------|-------------------|----------------|----------------------|---------------------------|----------|-------------|-----------|---------------|----|---------------|-------|----|
| DIV. I ONLY | | 17-33-1 | .34314 | 256 | 5-10-0 | 167 | 184 | 235 | .45712 | 234 | 15 | 15 | | |
| DIV. I NON-CONF. | | 10-16-1 | .38889 | 217 | 3-3-0 | 172 | 188 | 208 | .47601 | 206 | 17 | 16 | | |
| <hr/> | | | | | | | | | | | | | | |
| TOTALS | RPI 1-25 | RPI 26-50 | | W-L RECORDS | | RPI 51-100 | | RPI 101-150 | | RPI 150+ | | | | |
| 17-33-1 | 0-4-0 | 1-4-0 | | OVERALL | | 1-6-0 | | 0-5-0 | | 15-14-1 | | | | |
| 10-8-1 | 0-3-0 | 0-0-0 | | HOME | | 0-0-0 | | 0-2-0 | | 10-3-1 | | | | |
| 4-22-0 | 0-1-0 | 1-4-0 | | AWAY | | 1-6-0 | | 0-3-0 | | 2-8-0 | | | | |
| 3-3-0 | 0-0-0 | 0-0-0 | | NEUTRAL | | 0-0-0 | | 0-0-0 | | 3-3-0 | | | | |
| 10-16-1 | 0-1-0 | 1-4-0 | | NON-CONFERENCE | | 1-3-0 | | 0-2-0 | | 8-6-1 | | | | |
| 4-2-1 | 0-0-0 | 0-0-0 | | HOME | | 0-0-0 | | 0-2-0 | | 4-0-1 | | | | |
| 3-11-0 | 0-1-0 | 1-0- | | AWAY | | 1-3-0 | | 0-0-0 | | 1-3-0 | | | | |
| 3-3-0 | 0-0-0 | 0-0-0 | | NEUTRAL | | 0-0-0 | | 0-0-0 | | 3-3-0 | | | | |
| 7-17-0 | 0-3-0 | 0-0-0 | | CONFERENCE | | 0-3-0 | | 0-3-0 | | 7-8-0 | | | | |
| 6-6-0 | 0-3-0 | 0-0-0 | | HOME | | 0-0-0 | | 0-0-0 | | 6-3-0 | | | | |
| 1-11-0 | 0-0-0 | 0-0-0 | | AWAY | | 0-3-0 | | 0-3-0 | | 1-5-0 | | | | |
| 0-0-0 | 0-0-0 | 0-0-0 | | NEUTRAL | | 0-0-0 | | 0-0-0 | | 0-0-0 | | | | |
| RPI | S | Opponent | Score | | RPI | S | Opponent | Score | | RPI | S | Opponent | Score | |
| 12 | A | South Carolina | 0 | 4 | 45 | A | Georgia | 0 | 11 | 57 | A | Western Caro. | 0 | 16 |
| 22 | H | Liberty | 0 | 8 | 46 | A | Clemson | 2 | 4 | 68 | A | Auburn | 0 | 3 |
| 22 | H | Liberty | 0 | 8 | 48 | A | UCF | 6 | 3 | 68 | A | Auburn | 10 | 6 |
| 22 | H | Liberty | 0 | 5 | 48 | A | UCF | 2 | 11 | 68 | A | Auburn | 5 | 12 |
| | | | | | 48 | A | UCF | 0 | 10 | 70 | A | Campbell | 1 | 4 |
| | | | | | | | | | | 70 | A | Campbell | 1 | 10 |
| | | | | | | | | | | 70 | A | Campbell | 0 | 4 |
| | | | | | | | | | | | | | | |
| | | | | | | | | | | | | | | |
| | | | | | | | | | | | | | | |
| | | | | | | | | | | | | | | |
| | | | | | | | | | | | | | | |
| | | | | | | | | | | | | | | |
| | | | | | | | | | | | | | | |
| | | | | | | | | | | | | | | |
| | | | | | | | | | | | | | | |
| | | | | | | | | | | | | | | |
| | | | | | | | | | | | | | | |
| | | | | | | | | | | | | | | |
| | | | | | | | | | | | | | | |
| | | | | | | | | | | | | | | |
| | | | | | | | | | | | | | | |
| | | | | | | | | | | | | | | |
| | | | | | | | | | | | | | | |
| | | | | | | | | | | | | | | |
| | | | | | | | | | | | | | | |
| | | | | | | | | | | | | | | |
| | | | | | | | | | | | | | | |
| | | | | | | | | | | | | | | |
| | | | | | | | | | | | | | | |
| | | | | | | | | | | | | | | |
| | | | | | | | | | | | | | | |
| | | | | | | | | | | | | | | |
| | | | | | | | | | | | | | | |
| | | | | | | | | | | | | | | |
| | | | | | | | | | | | | | | |
| | | | | | | | | | | | | | | |
| | | | | | | | | | | | | | | |
| | | | | | | | | | | | | | | |
| | | | | | | | | | | | | | | |
| | | | | | | | | | | | | | | |
| | | | | | | | | | | | | | | |
| | | | | | | | | | | | | | | |
| | | | | | | | | | | | | | | |
| | | | | | | | | | | | | | | |
| | | | | | | | | | | | | | | |
| | | | | | | | | | | | | | | |
| | | | | | | | | | | | | | | |
| | | | | | | | | | | | | | | |
| | | | | | | | | | | | | | | |
| | | | | | | | | | | | | | | |
| | | | | | | | | | | | | | | |
| | | | | | | | | | | | | | | |
| | | | | | | | | | | | | | | |
| | | | | | | | | | | | | | | |
| | | | | | | | | | | | | | | |
| | | | | | | | | | | | | | | |
| | | | | | | | | | | | | | | |
| | | | | | | | | | | | | | | |
| | | | | | | | | | | | | | | |
| | | | | | | | | | | | | | | |
| | | | | | | | | | | | | | | |
| | | | | | | | | | | | | | | |

Non-Div. I Games:

Presbyterian

| | | |
|----------------------|---|---|
| 207 H Charleston So. | 5 | 4 |
| 207 H Charleston So. | 0 | 4 |

| RPI | S | Opponent | Score | |
|-----|---|---------------|-------|---|
| 259 | H | UNC Asheville | 9 | 6 |
| 259 | H | UNC Asheville | 7 | 0 |
| 259 | H | UNC Asheville | 6 | 5 |
| 260 | H | Savannah St. | 4 | 0 |
| 260 | H | Savannah St. | 9 | 5 |
| 261 | A | USC Upstate | 5 | 1 |
| 290 | A | N.C. Central | 2 | 4 |
| 290 | H | N.C. Central | 8 | 8 |

P
r
e
s
b
y
t
e
r
i
a
n

P
r
e
s
b
y
t
e
r
i
a
n

| Average RPI Win: 183 | | WON-LOST RECORD | | WINNING PCT. RANK | | LAST 15 GAMES | | STRENGTH OF SCHEDULE | | OPP. STRENGTH OF SCHEDULE | | TEAM RPI | | ADJ RPI | | CONF. RPI | | ADJ CONF. RPI | |
|----------------------|---|-----------------|--|-------------------|----|----------------|---|----------------------|--|---------------------------|----|----------|---|---------------|--|-----------|----|---------------|--|
| DIV. I ONLY | | 18-22-0 | | .45 185 | | 7-8-0 | | 266 | | 190 | | 236 | | .45669 235 | | 22 | | 22 | |
| DIV. I NON-CONF. | | 7-12-0 | | .36842 226 | | 1-1-0 | | 191 | | 133 | | 235 | | .46048 234 | | 15 | | 15 | |
| TOTALS | | RPI 1-25 | | RPI 26-50 | | W-L RECORDS | | RPI 51-100 | | RPI 101-150 | | RPI 150+ | | | | | | | |
| 18-22-0 | | 1-2-0 | | 2-0-0 | | OVERALL | | 0-0-0 | | 2-7-0 | | 13-13-0 | | | | | | | |
| 11-7-0 | | 0-0-0 | | 0-0-0 | | HOME | | 0-0-0 | | 1-2-0 | | 10-5-0 | | | | | | | |
| 6-13-0 | | 1-2-0 | | 2-0-0 | | AWAY | | 0-0-0 | | 0-4-0 | | 3-7-0 | | | | | | | |
| 1-2-0 | | 0-0-0 | | 0-0-0 | | NEUTRAL | | 0-0-0 | | 1-1-0 | | 0-1-0 | | | | | | | |
| 7-12-0 | | 1-2-0 | | 0-0-0 | | NON-CONFERENCE | | 0-0-0 | | 2-5-0 | | 4-5-0 | | | | | | | |
| 3-5-0 | | 0-0-0 | | 0-0-0 | | HOME | | 0-0-0 | | 1-2-0 | | 2-3-0 | | | | | | | |
| 3-5-0 | | 1-2-0 | | 0-0- | | AWAY | | 0-0-0 | | 0-2-0 | | 2-1-0 | | | | | | | |
| 1-2-0 | | 0-0-0 | | 0-0-0 | | NEUTRAL | | 0-0-0 | | 1-1-0 | | 0-1-0 | | | | | | | |
| 11-10-0 | | 0-0-0 | | 2-0-0 | | CONFERENCE | | 0-0-0 | | 0-2-0 | | 9-8-0 | | | | | | | |
| 8-2-0 | | 0-0-0 | | 0-0-0 | | HOME | | 0-0-0 | | 0-0-0 | | 8-2-0 | | | | | | | |
| 3-8-0 | | 0-0-0 | | 2-0-0 | | AWAY | | 0-0-0 | | 0-2-0 | | 1-6-0 | | | | | | | |
| 0-0-0 | | 0-0-0 | | 0-0-0 | | NEUTRAL | | 0-0-0 | | 0-0-0 | | 0-0-0 | | | | | | | |
| RPI | S | Opponent | | Score | | RPI | S | Opponent | | Score | | RPI | S | Opponent | | Score | | | |
| 20 | A | LSU | | 0 | 19 | 43 | A | Columbia | | 3 | 0 | 117 | A | UConn | | 1 | 14 | | |
| 20 | A | LSU | | 8 | 7 | 43 | A | Columbia | | 4 | 1 | 118 | N | Bucknell | | 13 | 5 | | |
| 20 | A | LSU | | 0 | 3 | | | | | | | 128 | A | Hartford | | 6 | 8 | | |
| | | | | | | | | | | | | 135 | A | Penn | | 9 | 11 | | |
| | | | | | | | | | | | | 135 | A | Penn | | 1 | 6 | | |
| | | | | | | | | | | | | 138 | N | Bowling Green | | 4 | 5 | | |
| | | | | | | | | | | | | 141 | H | Sacred Heart | | 5 | 2 | | |
| | | | | | | | | | | | | 146 | H | Fairfield | | 2 | 6 | | |
| | | | | | | | | | | | | 146 | H | Fairfield | | 5 | 10 | | |
| | | | | | | | | | | | | 177 | A | Dartmouth | | 2 | 4 | | |
| | | | | | | | | | | | | 177 | A | Dartmouth | | 6 | 0 | | |
| | | | | | | | | | | | | 177 | A | Dartmouth | | 4 | 11 | | |
| | | | | | | | | | | | | 177 | A | Dartmouth | | 3 | 12 | | |
| | | | | | | | | | | | | 177 | A | Dartmouth | | 2 | 8 | | |
| | | | | | | | | | | | | 179 | A | Stetson | | 15 | 4 | | |
| | | | | | | | | | | | | 179 | A | Stetson | | 1 | 11 | | |
| | | | | | | | | | | | | 179 | A | Stetson | | 10 | 2 | | |
| | | | | | | | | | | | | 211 | H | Holy Cross | | 6 | 16 | | |
| | | | | | | | | | | | | 211 | H | Holy Cross | | 3 | 8 | | |
| | | | | | | | | | | | | 211 | H | Holy Cross | | 4 | 3 | | |
| | | | | | | | | | | | | 211 | H | Holy Cross | | 3 | 10 | | |
| | | | | | | | | | | | | 212 | H | Cornell | | 1 | 0 | | |
| | | | | | | | | | | | | 212 | H | Cornell | | 4 | 6 | | |
| | | | | | | | | | | | | 219 | H | UMass Lowell | | 1 | 0 | | |
| | | | | | | | | | | | | 222 | N | LIU Brooklyn | | 7 | 10 | | |
| | | | | | | | | | | | | 224 | H | Princeton | | 4 | 2 | | |
| | | | | | | | | | | | | 224 | H | Princeton | | 2 | 1 | | |
| LAST 15 GAMES | | | | | | | | | | | | | | | | | | | |
| | | | | | | 177 | A | Dartmouth | | 4 | 11 | 272 | H | Harvard | | 2 | 6 | | |
| | | | | | | 247 | H | Brown | | 6 | 5 | 272 | H | Harvard | | 8 | 2 | | |
| | | | | | | 247 | H | Brown | | 4 | 3 | 141 | H | Sacred Heart | | 5 | 2 | | |
| | | | | | | 247 | A | Brown | | 0 | 7 | | | | | | | | |
| | | | | | | 247 | A | Brown | | 7 | 12 | | | | | | | | |

Non-Div. I Games: Ave Maria 3 1

Yale

Yale

| | | | | |
|-----|---|---------|---|---|
| 272 | H | Harvard | 1 | 0 |
| 272 | H | Harvard | 7 | 6 |

Through Games Of May 11, 2014

| RPI | S | Opponent | Score | |
|-----|---|----------|-------|----|
| 247 | A | Brown | 7 | 12 |
| 247 | A | Brown | 0 | 7 |
| 247 | H | Brown | 4 | 3 |
| 247 | H | Brown | 6 | 5 |
| 272 | H | Harvard | 2 | 6 |
| 272 | H | Harvard | 7 | 6 |
| 272 | H | Harvard | 1 | 0 |
| 272 | H | Harvard | 8 | 2 |

Yale

Y
a
l
e

Y
a
l
e

| Average RPI Win: 185 | | WON-LOST | WINNING | LAST 15 | STRENGTH OF | | OPP. STRENGTH | TEAM | ADJ | CONF. | ADJ CONF. |
|-----------------------|----------|----------|-----------|---------------|----------------|-------|---------------|---------------|-------------------|------------|-----------|
| Average RPI Loss: 154 | | RECORD | PCT. RANK | GAMES | SCHEDULE | | OF SCHEDULE | RPI | RPI | RPI | RPI |
| DIV. I ONLY | | 19-27-0 | .41304 | 214 | 5-10-0 | | 212 | 208 | 232 | .45649 | 236 |
| DIV. I NON-CONF. | | 7-12-0 | .36842 | 226 | 2-4-0 | | 176 | 225 | 244 | .45213 | 246 |
| TOTALS | | RPI 1-25 | RPI 26-50 | | W-L RECORDS | | RPI 51-100 | | RPI 101-150 | | RPI 150+ |
| 19-27-0 | | 0-1-0 | 0-0-0 | | OVERALL | | 3-7-0 | | 4-6-0 | | 12-13-0 |
| 10-14-0 | | 0-0-0 | 0-0-0 | | HOME | | 1-1-0 | | 3-3-0 | | 6-10-0 |
| 8-12-0 | | 0-1-0 | 0-0-0 | | AWAY | | 2-6-0 | | 1-3-0 | | 5-2-0 |
| 1-1-0 | | 0-0-0 | 0-0-0 | | NEUTRAL | | 0-0-0 | | 0-0-0 | | 1-1-0 |
| 7-12-0 | | 0-1-0 | 0-0-0 | | NON-CONFERENCE | | 2-5-0 | | 2-2-0 | | 3-4-0 |
| 5-4-0 | | 0-0-0 | 0-0-0 | | HOME | | 1-1-0 | | 2-1-0 | | 2-2-0 |
| 1-7-0 | | 0-1-0 | 0-0- | | AWAY | | 1-4-0 | | 0-1-0 | | 0-1-0 |
| 1-1-0 | | 0-0-0 | 0-0-0 | | NEUTRAL | | 0-0-0 | | 0-0-0 | | 1-1-0 |
| 12-15-0 | | 0-0-0 | 0-0-0 | | CONFERENCE | | 1-2-0 | | 2-4-0 | | 9-9-0 |
| 5-10-0 | | 0-0-0 | 0-0-0 | | HOME | | 0-0-0 | | 1-2-0 | | 4-8-0 |
| 7-5-0 | | 0-0-0 | 0-0-0 | | AWAY | | 1-2-0 | | 1-2-0 | | 5-1-0 |
| 0-0-0 | | 0-0-0 | 0-0-0 | | NEUTRAL | | 0-0-0 | | 0-0-0 | | 0-0-0 |
| RPI S | Opponent | Score | | RPI S | Opponent | Score | | RPI S | Opponent | Score | |
| 15 A | Ole Miss | 5 | 8 | | | | | 56 A | Evansville | 3 | 6 |
| | | | | | | | | 56 H | Evansville | 11 | 6 |
| | | | | | | | | 60 A | Arkansas St. | 6 | 7 |
| | | | | | | | | 60 H | Arkansas St. | 7 | 27 |
| | | | | | | | | 75 A | Southeast Mo. St. | 6 | 8 |
| | | | | | | | | 75 A | Southeast Mo. St. | 5 | 6 |
| | | | | | | | | 75 A | Southeast Mo. St. | 11 | 6 |
| | | | | | | | | 100 A | Ohio St. | 7 | 5 |
| | | | | | | | | 100 A | Ohio St. | 1 | 3 |
| | | | | | | | | 100 A | Ohio St. | 3 | 7 |
| | | | | | | | | 101 A | Jacksonville St. | 1 | 5 |
| | | | | | | | | 101 A | Jacksonville St. | 4 | 1 |
| | | | | | | | | 101 A | Jacksonville St. | 2 | 7 |
| | | | | | | | | 110 A | Memphis | 8 | 12 |
| | | | | | | | | 123 H | Tennessee Tech | 1 | 5 |
| | | | | | | | | 123 H | Tennessee Tech | 6 | 3 |
| | | | | | | | | 123 H | Tennessee Tech | 5 | 10 |
| | | | | | | | | 138 H | Bowling Green | 5 | 4 |
| | | | | | | | | 138 H | Bowling Green | 3 | 5 |
| | | | | | | | | 138 H | Bowling Green | 6 | 3 |
| | | | | | | | | 151 H | Eastern Ill. | 9 | 10 |
| | | | | | | | | 151 H | Eastern Ill. | 3 | 14 |
| | | | | | | | | 151 H | Eastern Ill. | 4 | 3 |
| | | | | | | | | 193 A | Southern Ill. | 9 | 10 |
| | | | | | | | | 193 H | Southern Ill. | 7 | 6 |
| | | | | | | | | 198 H | Morehead St. | 10 | 4 |
| | | | | | | | | 198 H | Morehead St. | 10 | 11 |
| | | | | | | | | 198 H | Morehead St. | 9 | 5 |
| | | | | | | | | 201 H | Belmont | 2 | 13 |
| | | | | | | | | 201 H | Belmont | 7 | 5 |
| | | | | | | | | 201 H | Belmont | 1 | 5 |
| | | | | | | | | 238 A | Austin Peay | 8 | 5 |
| | | | | | | | | 238 A | Austin Peay | 6 | 4 |
| | | | | | | | | 238 A | Austin Peay | 7 | 2 |
| | | | | | | | | 244 H | SIU Edwardsville | 1 | 3 |
| | | | | | | | | 244 H | SIU Edwardsville | 2 | 6 |
| | | | | | | | | 244 H | SIU Edwardsville | 0 | 8 |
| Non-Div. I Games: | | | | Mid-Continent | | | | Mid-Continent | | | |
| | | | | 2 | 6 | | | | | Murray St. | |

Murray St.

| | | | | |
|----|---|-------------------|---|---|
| 75 | A | Southeast Mo. St. | 5 | 6 |
| 60 | A | Arkansas St. | 6 | 7 |

Through Games Of May 11, 2014

| RPI | S | Opponent | Score | |
|-----|---|------------------|-------|---|
| 265 | H | North Dakota St. | 2 | 3 |
| 265 | H | North Dakota St. | 9 | 0 |
| 265 | H | North Dakota St. | 1 | 4 |
| 284 | A | UT Martin | 5 | 6 |
| 284 | A | UT Martin | 10 | 2 |
| 284 | A | UT Martin | 7 | 2 |
| 292 | N | Ohio | 6 | 7 |
| 292 | N | Ohio | 7 | 6 |

Murray St.

M
u
r
r
a
y
S
t
.

M
u
r
r
a
y
S
t
.

| | | | | | | | | | | | |
|------------------|----------|-----------------|-------------------|----------------|----------------------|---------------------------|----------|-------------|-----------|-------------------|-------|
| Average RPI Win: | 238 | WON-LOST RECORD | WINNING PCT. RANK | LAST 15 GAMES | STRENGTH OF SCHEDULE | OPP. STRENGTH OF SCHEDULE | TEAM RPI | ADJ RPI | CONF. RPI | ADJ CONF. RPI | |
| DIV. I ONLY | | 16-26-0 | .38095 235 | 5-10-0 | 246 | 236 | 237 | .45617 237 | 29 | 29 | |
| DIV. I NON-CONF. | | 5-18-0 | .21739 281 | 0-5-0 | 160 | 210 | 248 | .4499 247 | 27 | 27 | |
| <hr/> | | | | | | | | | | | |
| TOTALS | RPI 1-25 | RPI 26-50 | | W-L RECORDS | | RPI 51-100 | | RPI 101-150 | | RPI 150+ | |
| 16-26-0 | 0-0-0 | 0-3-0 | | OVERALL | | 0-7-0 | | 3-4-0 | | 13-12-0 | |
| 5-7-0 | 0-0-0 | 0-0-0 | | HOME | | 0-3-0 | | 0-2-0 | | 5-2-0 | |
| 11-17-0 | 0-0-0 | 0-3-0 | | AWAY | | 0-4-0 | | 3-2-0 | | 8-8-0 | |
| 0-2-0 | 0-0-0 | 0-0-0 | | NEUTRAL | | 0-0-0 | | 0-0-0 | | 0-2-0 | |
| <hr/> | | | | | | | | | | | |
| 5-18-0 | 0-0-0 | 0-3-0 | | NON-CONFERENCE | | 0-4-0 | | 2-2-0 | | 3-9-0 | |
| 0-2-0 | 0-0-0 | 0-0-0 | | HOME | | 0-0-0 | | 0-2-0 | | 0-0-0 | |
| 5-14-0 | 0-0-0 | 0-0- | | AWAY | | 0-4-0 | | 2-0-0 | | 3-7-0 | |
| 0-2-0 | 0-0-0 | 0-0-0 | | NEUTRAL | | 0-0-0 | | 0-0-0 | | 0-2-0 | |
| <hr/> | | | | | | | | | | | |
| 11-8-0 | 0-0-0 | 0-0-0 | | CONFERENCE | | 0-3-0 | | 1-2-0 | | 10-3-0 | |
| 5-5-0 | 0-0-0 | 0-0-0 | | HOME | | 0-3-0 | | 0-0-0 | | 5-2-0 | |
| 6-3-0 | 0-0-0 | 0-0-0 | | AWAY | | 0-0-0 | | 1-2-0 | | 5-1-0 | |
| 0-0-0 | 0-0-0 | 0-0-0 | | NEUTRAL | | 0-0-0 | | 0-0-0 | | 0-0-0 | |
| <hr/> | | | | | | | | | | | |
| RPI S | Opponent | Score | RPI S | Opponent | Score | RPI S | Opponent | Score | RPI S | Opponent | Score |
| | | | 44 A | Tennessee | 2 13 | 76 H | Canisius | 2 4 | 117 H | UConn | 3 5 |
| | | | 44 A | Tennessee | 4 9 | 76 H | Canisius | 0 5 | 128 A | Hartford | 10 4 |
| | | | 44 A | Tennessee | 3 4 | 76 H | Canisius | 5 7 | 128 H | Hartford | 3 5 |
| | | | | | | 84 A | Duke | 5 16 | 142 A | Central Conn. St. | 6 4 |
| | | | | | | 91 A | Radford | 5 7 | 146 A | Fairfield | 7 3 |
| | | | | | | 91 A | Radford | 3 11 | 146 A | Fairfield | 2 6 |
| | | | | | | 91 A | Radford | 2 10 | 146 A | Fairfield | 8 12 |
| | | | | | | | | | 155 A | Richmond | 4 5 |
| | | | | | | | | | 155 A | Richmond | 6 1 |
| | | | | | | | | | 155 A | Richmond | 5 6 |
| | | | | | | | | | 170 N | Buffalo | 1 10 |
| | | | | | | | | | 177 A | Dartmouth | 11 5 |
| | | | | | | | | | 243 N | Villanova | 3 9 |
| | | | | | | | | | 250 A | Fordham | 6 8 |
| | | | | | | | | | 257 A | Norfolk St. | 4 5 |
| | | | | | | | | | 258 A | Navy | 4 8 |
| | | | | | | | | | 258 A | Navy | 2 3 |
| | | | | | | | | | 258 A | Navy | 0 15 |
| | | | | | | | | | 258 A | Navy | 4 3 |
| | | | | | | | | | 274 A | Niagara | 4 3 |
| | | | | | | | | | 274 A | Niagara | 6 4 |
| | | | | | | | | | 274 A | Niagara | 2 5 |
| | | | LAST 15 GAMES | | | | | | 275 H | Manhattan | 5 4 |
| | | | 146 A | Fairfield | 2 6 | 91 A | Radford | 5 7 | 275 H | Manhattan | 0 9 |
| | | | 146 A | Fairfield | 7 3 | 91 A | Radford | 3 11 | 275 H | Manhattan | 4 0 |
| | | | 146 A | Fairfield | 8 12 | 117 H | UConn | 3 5 | 282 H | Saint Peter's | 9 2 |
| | | | 76 H | Canisius | 5 7 | | | | 282 H | Saint Peter's | 9 3 |
| | | | 76 H | Canisius | 2 4 | | | | | | |

Non-Div. I Games:

Quinnipiac

| | | | | |
|----|---|----------|---|----|
| 76 | H | Canisius | 0 | 5 |
| 91 | A | Radford | 2 | 10 |

| RPI | S | Opponent | Score | |
|-----|---|---------------|-------|---|
| 282 | H | Saint Peter's | 5 | 2 |
| 286 | A | Iona | 6 | 0 |
| 286 | A | Iona | 3 | 0 |
| 286 | A | Iona | 2 | 1 |
| 287 | H | Rider | 2 | 3 |

Quinnipiac

Q
u
i
n
n
i
p
i
a
c

Q
u
i
n
n
i
p
i
a
c

| Average RPI Win: 180 | | WON-LOST | WINNING | LAST 15 | STRENGTH OF | | OPP. STRENGTH | TEAM | ADJ | CONF. | ADJ CONF. |
|-----------------------|-------------|----------|---------------|--------------|----------------|-------|-------------------|-------|-------------|------------------|-----------|
| Average RPI Loss: 142 | | RECORD | PCT. RANK | GAMES | SCHEDULE | | OF SCHEDULE | RPI | RPI | RPI | RPI |
| DIV. I ONLY | | 20-31-0 | .39216 | 227 | 7-8-0 | | 188 | 191 | 239 | .45599 | 238 |
| DIV. I NON-CONF. | | 8-17-0 | .32 | 249 | 0-3-0 | | 180 | 156 | 271 | .43392 | 271 |
| TOTALS | | RPI 1-25 | RPI 26-50 | | W-L RECORDS | | RPI 51-100 | | RPI 101-150 | | RPI 150+ |
| 20-31-0 | | 0-1-0 | 0-1-0 | | OVERALL | | 2-10-0 | | 5-5-0 | | 14-14-0 |
| 13-17-0 | | 0-0-0 | 0-0-0 | | HOME | | 2-5-0 | | 1-2-0 | | 11-10-0 |
| 6-14-0 | | 0-1-0 | 0-1-0 | | AWAY | | 0-5-0 | | 3-3-0 | | 3-4-0 |
| 1-0-0 | | 0-0-0 | 0-0-0 | | NEUTRAL | | 0-0-0 | | 1-0-0 | | 0-0-0 |
| 8-17-0 | | 0-1-0 | 0-1-0 | | NON-CONFERENCE | | 1-8-0 | | 2-2-0 | | 5-5-0 |
| 7-9-0 | | 0-0-0 | 0-0-0 | | HOME | | 1-3-0 | | 1-2-0 | | 5-4-0 |
| 0-8-0 | | 0-1-0 | 0-0- | | AWAY | | 0-5-0 | | 0-0-0 | | 0-1-0 |
| 1-0-0 | | 0-0-0 | 0-0-0 | | NEUTRAL | | 0-0-0 | | 1-0-0 | | 0-0-0 |
| 13-14-0 | | 0-0-0 | 0-0-0 | | CONFERENCE | | 1-2-0 | | 3-3-0 | | 9-9-0 |
| 7-8-0 | | 0-0-0 | 0-0-0 | | HOME | | 1-2-0 | | 0-0-0 | | 6-6-0 |
| 6-6-0 | | 0-0-0 | 0-0-0 | | AWAY | | 0-0-0 | | 3-3-0 | | 3-3-0 |
| 0-0-0 | | 0-0-0 | 0-0-0 | | NEUTRAL | | 0-0-0 | | 0-0-0 | | 0-0-0 |
| RPI S | Opponent | Score | RPI S | Opponent | Score | RPI S | Opponent | Score | RPI S | Opponent | Score |
| 17 A | Indiana St. | 0 3 | 44 A | Tennessee | 7 8 | 56 H | Evansville | 9 10 | 101 A | Jacksonville St. | 2 7 |
| | | | | | | 56 H | Evansville | 7 6 | 101 A | Jacksonville St. | 6 1 |
| | | | | | | 75 H | Southeast Mo. St. | 7 19 | 101 A | Jacksonville St. | 7 9 |
| | | | | | | 75 H | Southeast Mo. St. | 9 10 | 104 H | Iowa | 5 11 |
| | | | | | | 75 H | Southeast Mo. St. | 22 4 | 104 H | Iowa | 13 15 |
| | | | | | | 88 A | Middle Tenn. | 0 5 | 104 H | Iowa | 7 4 |
| | | | | | | 88 H | Middle Tenn. | 7 12 | 110 N | Memphis | 5 3 |
| | | | | | | 92 A | Western Ky. | 2 5 | 123 A | Tennessee Tech | 7 4 |
| | | | | | | 92 H | Western Ky. | 5 6 | 123 A | Tennessee Tech | 9 16 |
| | | | | | | 95 A | Baylor | 1 15 | 123 A | Tennessee Tech | 9 6 |
| | | | | | | 95 A | Baylor | 2 5 | 151 H | Eastern Ill. | 10 6 |
| | | | | | | 95 A | Baylor | 1 12 | 151 H | Eastern Ill. | 14 10 |
| | | | | | | | | | 151 H | Eastern Ill. | 6 7 |
| | | | | | | | | | 171 H | Bradley | 10 6 |
| | | | | | | | | | 172 H | Lipscomb | 6 14 |
| | | | | | | | | | 187 H | Akron | 0 10 |
| | | | | | | | | | 193 A | Southern Ill. | 0 3 |
| | | | | | | | | | 193 H | Southern Ill. | 4 14 |
| | | | | | | | | | 196 H | Eastern Ky. | 6 5 |
| | | | | | | | | | 196 H | Eastern Ky. | 13 9 |
| | | | | | | | | | 196 H | Eastern Ky. | 6 7 |
| | | | | | | | | | 198 A | Morehead St. | 6 7 |
| | | | | | | | | | 198 A | Morehead St. | 9 10 |
| | | | | | | | | | 198 A | Morehead St. | 9 8 |
| | | | | | | | | | 201 A | Belmont | 3 2 |
| | | | | | | | | | 201 A | Belmont | 2 4 |
| | | | | | | | | | 201 A | Belmont | 3 0 |
| LAST 15 GAMES | | | LAST 15 GAMES | | | 92 H | Western Ky. | 5 6 | | | |
| | | | 284 H | UT Martin | 13 12 | 196 H | Eastern Ky. | 6 7 | | | |
| | | | 284 H | UT Martin | 10 2 | 196 H | Eastern Ky. | 13 9 | | | |
| | | | 284 H | UT Martin | 3 6 | | | | | | |
| | | | 198 A | Morehead St. | 6 7 | | | | | | |
| | | | 198 A | Morehead St. | 9 8 | | | | | | |

Non-Div. I Games:

Austin Peay

| | | | | |
|-----|---|--------------|---|----|
| 198 | A | Morehead St. | 9 | 10 |
| 88 | A | Middle Tenn. | 0 | 5 |

| RPI | S | Opponent | Score | |
|-----|---|---------------|-------|----|
| 216 | H | Dayton | 8 | 5 |
| 236 | H | Murray St. | 5 | 8 |
| 236 | H | Murray St. | 4 | 6 |
| 236 | H | Murray St. | 2 | 7 |
| 273 | H | Eastern Mich. | 8 | 9 |
| 273 | H | Eastern Mich. | 8 | 3 |
| 284 | H | UT Martin | 3 | 6 |
| 284 | H | UT Martin | 10 | 2 |
| 284 | H | UT Martin | 13 | 12 |
| 285 | H | Milwaukee | 12 | 7 |
| 285 | H | Milwaukee | 5 | 4 |

Austin Peay

A
u
s
t
i
n
P
e
a
y

A
u
s
t
i
n
P
e
a
y

| Average RPI Win: 249 | | WON-LOST RECORD | | WINNING PCT. RANK | | LAST 15 GAMES | | STRENGTH OF SCHEDULE | | OPP. STRENGTH OF SCHEDULE | | TEAM RPI | | ADJ RPI | | CONF. RPI | | ADJ CONF. RPI | |
|----------------------|---|-----------------|--|-------------------|----|----------------|---|----------------------|--|---------------------------|---|----------|---|----------------|--|-----------|----|---------------|--|
| DIV. I ONLY | | 23-22-0 | | .51111 131 | | 9-6-0 | | 290 | | 247 | | 240 | | .4556 239 | | 28 | | 28 | |
| DIV. I NON-CONF. | | 7-11-0 | | .38889 217 | | 2-2-0 | | 282 | | 132 | | 263 | | .44151 263 | | 26 | | 26 | |
| TOTALS | | RPI 1-25 | | RPI 26-50 | | W-L RECORDS | | RPI 51-100 | | RPI 101-150 | | RPI 150+ | | | | | | | |
| 23-22-0 | | 0-3-0 | | 0-0-0 | | OVERALL | | 0-0-0 | | 0-7-0 | | 23-12-0 | | | | | | | |
| 12-8-0 | | 0-0-0 | | 0-0-0 | | HOME | | 0-0-0 | | 0-3-0 | | 12-5-0 | | | | | | | |
| 8-13-0 | | 0-3-0 | | 0-0-0 | | AWAY | | 0-0-0 | | 0-3-0 | | 8-7-0 | | | | | | | |
| 3-1-0 | | 0-0-0 | | 0-0-0 | | NEUTRAL | | 0-0-0 | | 0-1-0 | | 3-0-0 | | | | | | | |
| 7-11-0 | | 0-3-0 | | 0-0-0 | | NON-CONFERENCE | | 0-0-0 | | 0-1-0 | | 7-7-0 | | | | | | | |
| 2-3-0 | | 0-0-0 | | 0-0-0 | | HOME | | 0-0-0 | | 0-0-0 | | 2-3-0 | | | | | | | |
| 2-7-0 | | 0-3-0 | | 0-0- | | AWAY | | 0-0-0 | | 0-0-0 | | 2-4-0 | | | | | | | |
| 3-1-0 | | 0-0-0 | | 0-0-0 | | NEUTRAL | | 0-0-0 | | 0-1-0 | | 3-0-0 | | | | | | | |
| 16-11-0 | | 0-0-0 | | 0-0-0 | | CONFERENCE | | 0-0-0 | | 0-6-0 | | 16-5-0 | | | | | | | |
| 10-5-0 | | 0-0-0 | | 0-0-0 | | HOME | | 0-0-0 | | 0-3-0 | | 10-2-0 | | | | | | | |
| 6-6-0 | | 0-0-0 | | 0-0-0 | | AWAY | | 0-0-0 | | 0-3-0 | | 6-3-0 | | | | | | | |
| 0-0-0 | | 0-0-0 | | 0-0-0 | | NEUTRAL | | 0-0-0 | | 0-0-0 | | 0-0-0 | | | | | | | |
| RPI | S | Opponent | | Score | | RPI | S | Opponent | | Score | | RPI | S | Opponent | | Score | | | |
| 7 | A | Vanderbilt | | 1 | 14 | | | | | | | 112 | A | Wright St. | | 10 | 18 | | |
| 7 | A | Vanderbilt | | 1 | 12 | | | | | | | 112 | A | Wright St. | | 6 | 8 | | |
| 7 | A | Vanderbilt | | 0 | 2 | | | | | | | 112 | A | Wright St. | | 7 | 8 | | |
| | | | | | | | | | | | | 112 | H | Wright St. | | 1 | 4 | | |
| | | | | | | | | | | | | 112 | H | Wright St. | | 5 | 11 | | |
| | | | | | | | | | | | | 112 | H | Wright St. | | 7 | 9 | | |
| | | | | | | | | | | | | 119 | N | Missouri | | 0 | 4 | | |
| | | | | | | | | | | | | 156 | A | UALR | | 5 | 9 | | |
| | | | | | | | | | | | | 162 | A | Lamar | | 6 | 3 | | |
| | | | | | | | | | | | | 162 | A | Lamar | | 7 | 8 | | |
| | | | | | | | | | | | | 171 | A | Bradley | | 9 | 5 | | |
| | | | | | | | | | | | | 197 | A | Purdue | | 3 | 5 | | |
| | | | | | | | | | | | | 197 | H | Purdue | | 18 | 5 | | |
| | | | | | | | | | | | | 213 | H | Northern Ill. | | 7 | 8 | | |
| | | | | | | | | | | | | 213 | H | Northern Ill. | | 10 | 9 | | |
| | | | | | | | | | | | | 217 | A | Valparaiso | | 10 | 1 | | |
| | | | | | | | | | | | | 217 | A | Valparaiso | | 6 | 3 | | |
| | | | | | | | | | | | | 217 | A | Valparaiso | | 5 | 1 | | |
| | | | | | | | | | | | | 217 | H | Valparaiso | | 6 | 3 | | |
| | | | | | | | | | | | | 217 | H | Valparaiso | | 5 | 4 | | |
| | | | | | | | | | | | | 217 | H | Valparaiso | | 3 | 4 | | |
| | | | | | | | | | | | | 241 | H | Northwestern | | 4 | 8 | | |
| | | | | | | | | | | | | 264 | A | Oakland | | 11 | 1 | | |
| | | | | | | | | | | | | 264 | A | Oakland | | 16 | 6 | | |
| | | | | | | | | | | | | 264 | A | Oakland | | 3 | 15 | | |
| | | | | | | | | | | | | 266 | N | IPFW | | 14 | 6 | | |
| | | | | | | | | | | | | 280 | A | Youngstown St. | | 1 | 2 | | |
| LAST 15 GAMES | | | | | | | | | | | | | | | | | | | |
| 280 | A | Youngstown St. | | 8 | 2 | 171 | A | Bradley | | 9 | 5 | 264 | A | Oakland | | 11 | 1 | | |
| 280 | A | Youngstown St. | | 1 | 2 | 213 | H | Northern Ill. | | 10 | 9 | 264 | A | Oakland | | 16 | 6 | | |
| 280 | A | Youngstown St. | | 8 | 9 | 217 | A | Valparaiso | | 6 | 3 | 264 | A | Oakland | | 3 | 15 | | |
| 241 | H | Northwestern | | 4 | 8 | | | | | | | 266 | N | IPFW | | 14 | 6 | | |
| 285 | H | Milwaukee | | 5 | 3 | | | | | | | 280 | A | Youngstown St. | | 1 | 2 | | |

Non-Div. I Games:

Ill.-Chicago

| | | |
|-----------------|----|---|
| 285 H Milwaukee | 15 | 7 |
| 285 H Milwaukee | 4 | 1 |

| RPI | S | Opponent | Score | |
|-----|---|----------------|-------|----|
| 280 | A | Youngstown St. | 8 | 2 |
| 280 | A | Youngstown St. | 8 | 9 |
| 280 | H | Youngstown St. | 6 | 5 |
| 280 | H | Youngstown St. | 12 | 6 |
| 280 | H | Youngstown St. | 12 | 2 |
| 281 | N | Marist | 11 | 3 |
| 281 | N | Marist | 10 | 7 |
| 285 | H | Milwaukee | 5 | 3 |
| 285 | H | Milwaukee | 15 | 7 |
| 285 | H | Milwaukee | 8 | 2 |
| 285 | H | Milwaukee | 8 | 10 |
| 285 | H | Milwaukee | 10 | 4 |
| 285 | H | Milwaukee | 4 | 1 |
| 297 | A | Chicago St. | 12 | 14 |
| 297 | H | Chicago St. | 7 | 8 |

I
l
l
.
-
C
h
i
c
a
g
o

I
l
l
.
-
C
h
i
c
a
g
o

| | | | | | | | | | | | | | | | | | | |
|------------------|-----|--------------------|-------|----------------------|-----|------------------|-------|-------------------------|---|------------------------------|-------|-------------|---|------------------|-------|--------------|--|------------------|
| Average RPI Win: | 170 | WON-LOST RECORD | | WINNING PCT. RANK | | LAST 15 GAMES | | STRENGTH OF SCHEDULE | | OPP. STRENGTH OF SCHEDULE | | TEAM RPI | | ADJ RPI | | CONF. RPI | | ADJ CONF. RPI |
| DIV. I ONLY | | 15-32-0 | | .31915 | 263 | 6-9-0 | | 113 | | 131 | | 241 | | .45515 | 240 | 8 | | 8 |
| DIV. I NON-CONF. | | 10-10-0 | | .5 | 148 | 4-1-0 | | 131 | | 243 | | 188 | | .48565 | 188 | 9 | | 8 |
| <hr/> | | | | | | | | | | | | | | | | | | |
| TOTALS | | RPI 1-25 | | RPI 26-50 | | W-L RECORDS | | RPI 51-100 | | RPI 101-150 | | RPI 150+ | | | | | | |
| 15-32-0 | | 0-0-0 | | 2-4-0 | | OVERALL | | 2-10-0 | | 4-9-0 | | 7-9-0 | | | | | | |
| 10-19-0 | | 0-0-0 | | 1-2-0 | | HOME | | 1-5-0 | | 3-6-0 | | 5-6-0 | | | | | | |
| 5-13-0 | | 0-0-0 | | 1-2-0 | | AWAY | | 1-5-0 | | 1-3-0 | | 2-3-0 | | | | | | |
| 0-0-0 | | 0-0-0 | | 0-0-0 | | NEUTRAL | | 0-0-0 | | 0-0-0 | | 0-0-0 | | | | | | |
| 10-10-0 | | 0-0-0 | | 1-2-0 | | NON-CONFERENCE | | 0-0-0 | | 4-6-0 | | 5-2-0 | | | | | | |
| 7-7-0 | | 0-0-0 | | 0-0-0 | | HOME | | 0-0-0 | | 3-6-0 | | 4-1-0 | | | | | | |
| 3-3-0 | | 0-0-0 | | 1-0- | | AWAY | | 0-0-0 | | 1-0-0 | | 1-1-0 | | | | | | |
| 0-0-0 | | 0-0-0 | | 0-0-0 | | NEUTRAL | | 0-0-0 | | 0-0-0 | | 0-0-0 | | | | | | |
| 5-22-0 | | 0-0-0 | | 1-2-0 | | CONFERENCE | | 2-10-0 | | 0-3-0 | | 2-7-0 | | | | | | |
| 3-12-0 | | 0-0-0 | | 1-2-0 | | HOME | | 1-5-0 | | 0-0-0 | | 1-5-0 | | | | | | |
| 2-10-0 | | 0-0-0 | | 0-0-0 | | AWAY | | 1-5-0 | | 0-3-0 | | 1-2-0 | | | | | | |
| 0-0-0 | | 0-0-0 | | 0-0-0 | | NEUTRAL | | 0-0-0 | | 0-0-0 | | 0-0-0 | | | | | | |
| RPI | S | Opponent | Score | RPI | S | Opponent | Score | RPI | S | Opponent | Score | RPI | S | Opponent | Score | | | |
| | | | | 28 | H | Old Dominion | 2 7 | 61 | H | FIU | 0 3 | 102 | A | UTSA | 2 3 | | | |
| | | | | 28 | H | Old Dominion | 6 8 | 61 | H | FIU | 4 2 | 102 | A | UTSA | 1 10 | | | |
| | | | | 28 | H | Old Dominion | 9 6 | 61 | H | FIU | 2 7 | 102 | A | UTSA | 3 6 | | | |
| | | | | 35 | A | Texas A&M | 5 6 | 62 | H | UAB | 2 4 | 106 | H | Southeastern La. | 2 1 | | | |
| | | | | 35 | A | Texas A&M | 3 5 | 62 | H | UAB | 1 8 | 106 | H | Southeastern La. | 2 4 | | | |
| | | | | 35 | A | Texas A&M | 5 1 | 62 | H | UAB | 4 7 | 106 | H | Southeastern La. | 6 15 | | | |
| | | | | | | | | 67 | A | Southern Miss. | 0 2 | 121 | H | Minnesota | 3 2 | | | |
| | | | | | | | | 67 | A | Southern Miss. | 0 1 | 121 | H | Minnesota | 2 4 | | | |
| | | | | | | | | 67 | A | Southern Miss. | 3 8 | 121 | H | Minnesota | 1 6 | | | |
| | | | | | | | | 93 | A | Fla. Atlantic | 2 3 | 133 | A | Northwestern St. | 10 5 | | | |
| | | | | | | | | 93 | A | Fla. Atlantic | 3 2 | 133 | H | Northwestern St. | 1 2 | | | |
| | | | | | | | | 93 | A | Fla. Atlantic | 1 3 | 140 | H | McNeese St. | 6 4 | | | |
| | | | | | | | | | | | | 140 | H | McNeese St. | 3 20 | | | |
| | | | | | | | | | | | | 156 | A | UALR | 6 7 | | | |
| | | | | | | | | | | | | 156 | H | UALR | 2 11 | | | |
| | | | | | | | | | | | | 158 | H | Tulane | 8 12 | | | |
| | | | | | | | | | | | | 158 | H | Tulane | 3 16 | | | |
| | | | | | | | | | | | | 158 | H | Tulane | 5 2 | | | |
| | | | | | | | | | | | | 163 | H | Charlotte | 3 7 | | | |
| | | | | | | | | | | | | 163 | H | Charlotte | 2 8 | | | |
| | | | | | | | | | | | | 163 | H | Charlotte | 4 5 | | | |
| | | | | LAST 15 GAMES | | | | | | | | 214 | A | Marshall | 3 7 | | | |
| | | | | 163 | H | Charlotte | 3 7 | 289 | H | Alabama A&M | 4 3 | 214 | A | Marshall | 8 7 | | | |
| | | | | 163 | H | Charlotte | 4 5 | 289 | H | Alabama A&M | 3 1 | 214 | A | Marshall | 3 4 | | | |
| | | | | 163 | H | Charlotte | 2 8 | 289 | H | Alabama A&M | 7 5 | 289 | H | Alabama A&M | 4 3 | | | |
| | | | | 214 | A | Marshall | 8 7 | | | | | 289 | H | Alabama A&M | 3 1 | | | |
| | | | | 214 | A | Marshall | 3 7 | | | | | 289 | H | Alabama A&M | 7 5 | | | |

Non-Div. I Games:

Louisiana Tech

| | | | | |
|-----|---|------------------|----|---|
| 214 | A | Marshall | 3 | 4 |
| 133 | A | Northwestern St. | 10 | 5 |

| RPI | S | Opponent | Score | |
|-----|---|-----------|-------|---|
| 299 | A | Grambling | 4 | 3 |
| 299 | H | Grambling | 8 | 1 |

Louisiana Tech

L
o
u
i
s
i
a
n
a
T
e
c
h

L
o
u
i
s
i
a
n
a
T
e
c
h

| Average RPI Win: | 193 | WON-LOST RECORD | WINNING PCT. RANK | LAST 15 GAMES | STRENGTH OF SCHEDULE | OPP. STRENGTH OF SCHEDULE | TEAM RPI | ADJ RPI | CONF. RPI | ADJ CONF. RPI | | |
|------------------|----------|-----------------|-------------------|----------------|----------------------|---------------------------|----------|-------------|-----------|---------------------|-------|----|
| DIV. I ONLY | | 15-32-0 | .31915 | 263 | 6-7-0 | 144 | 200 | 242 | .4551 | 241 | 11 | 11 |
| DIV. I NON-CONF. | | 10-17-0 | .37037 | 223 | 4-2-0 | 220 | 272 | 240 | .45733 | 239 | 8 | 9 |
| <hr/> | | | | | | | | | | | | |
| TOTALS | RPI 1-25 | RPI 26-50 | | W-L RECORDS | | RPI 51-100 | | RPI 101-150 | | RPI 150+ | | |
| 15-32-0 | 0-0-0 | 2-2-0 | | OVERALL | | 0-8-0 | | 4-15-0 | | 9-7-0 | | |
| 7-10-0 | 0-0-0 | 0-0-0 | | HOME | | 0-3-0 | | 3-6-0 | | 4-1-0 | | |
| 6-16-0 | 0-0-0 | 2-1-0 | | AWAY | | 0-3-0 | | 1-8-0 | | 3-4-0 | | |
| 2-6-0 | 0-0-0 | 0-1-0 | | NEUTRAL | | 0-2-0 | | 0-1-0 | | 2-2-0 | | |
| 10-17-0 | 0-0-0 | 0-1-0 | | NON-CONFERENCE | | 0-5-0 | | 1-6-0 | | 9-5-0 | | |
| 4-1-0 | 0-0-0 | 0-0-0 | | HOME | | 0-0-0 | | 0-0-0 | | 4-1-0 | | |
| 4-10-0 | 0-0-0 | 0-0- | | AWAY | | 0-3-0 | | 1-5-0 | | 3-2-0 | | |
| 2-6-0 | 0-0-0 | 0-1-0 | | NEUTRAL | | 0-2-0 | | 0-1-0 | | 2-2-0 | | |
| 5-15-0 | 0-0-0 | 2-1-0 | | CONFERENCE | | 0-3-0 | | 3-9-0 | | 0-2-0 | | |
| 3-9-0 | 0-0-0 | 0-0-0 | | HOME | | 0-3-0 | | 3-6-0 | | 0-0-0 | | |
| 2-6-0 | 0-0-0 | 2-1-0 | | AWAY | | 0-0-0 | | 0-3-0 | | 0-2-0 | | |
| 0-0-0 | 0-0-0 | 0-0-0 | | NEUTRAL | | 0-0-0 | | 0-0-0 | | 0-0-0 | | |
| RPI | S | Opponent | Score | RPI | S | Opponent | Score | RPI | S | Opponent | Score | |
| | | | | 38 | N | Kansas | 10 14 | 54 | H | Illinois | 2 6 | |
| | | | | 39 | A | Nebraska | 9 10 | 54 | H | Illinois | 0 13 | |
| | | | | 39 | A | Nebraska | 3 2 | 54 | H | Illinois | 0 1 | |
| | | | | 39 | A | Nebraska | 2 1 | 55 | N | Ball St. | 4 5 | |
| | | | | | | | | 56 | N | Evansville | 4 6 | |
| | | | | | | | | 80 | A | Southern California | 1 2 | |
| | | | | | | | | 80 | A | Southern California | 3 4 | |
| | | | | | | | | 80 | A | Southern California | 6 13 | |
| | | | | | | | | | | | | |
| | | | | | | | | | | | | |
| | | | | | | | | | | | | |
| | | | | | | | | | | | | |
| | | | | | | | | | | | | |
| | | | | | | | | | | | | |
| | | | | | | | | | | | | |
| | | | | | | | | | | | | |
| | | | | | | | | | | | | |
| | | | | | | | | | | | | |
| | | | | | | | | | | | | |
| | | | | | | | | | | | | |
| | | | | | | | | | | | | |
| | | | | | | | | | | | | |
| | | | | | | | | | | | | |
| | | | | | | | | | | | | |
| | | | | | | | | | | | | |
| | | | | | | | | | | | | |
| | | | | | | | | | | | | |
| | | | | | | | | | | | | |
| | | | | | | | | | | | | |
| | | | | | | | | | | | | |
| | | | | | | | | | | | | |
| | | | | | | | | | | | | |
| | | | | | | | | | | | | |
| | | | | | | | | | | | | |
| | | | | | | | | | | | | |
| | | | | | | | | | | | | |
| | | | | | | | | | | | | |
| | | | | | | | | | | | | |
| | | | | | | | | | | | | |
| | | | | | | | | | | | | |
| | | | | | | | | | | | | |
| | | | | | | | | | | | | |
| | | | | | | | | | | | | |
| | | | | | | | | | | | | |
| | | | | | | | | | | | | |
| | | | | | | | | | | | | |
| | | | | | | | | | | | | |
| | | | | | | | | | | | | |
| | | | | | | | | | | | | |
| | | | | | | | | | | | | |
| | | | | | | | | | | | | |
| | | | | | | | | | | | | |
| | | | | | | | | | | | | |
| | | | | | | | | | | | | |
| | | | | | | | | | | | | |
| | | | | | | | | | | | | |
| | | | | | | | | | | | | |
| | | | | | | | | | | | | |
| | | | | | | | | | | | | |
| | | | | | | | | | | | | |
| | | | | | | | | | | | | |
| | | | | | | | | | | | | |
| | | | | | | | | | | | | |
| | | | | | | | | | | | | |
| | | | | | | | | | | | | |
| | | | | | | | | | | | | |
| | | | | | | | | | | | | |
| | | | | | | | | | | | | |
| | | | | | | | | | | | | |
| | | | | | | | | | | | | |
| | | | | | | | | | | | | |
| | | | | | | | | | | | | |
| | | | | | | | | | | | | |
| | | | | | | | | | | | | |
| | | | | | | | | | | | | |
| | | | | | | | | | | | | |
| | | | | | | | | | | | | |
| | | | | | | | | | | | | |
| | | | | | | | | | | | | |

Non-Div. I Games: Chicago 2 1 Wheaton (IL) 7 5

Northwestern

| | | | | |
|-----|---|----------|---|----|
| 109 | H | Michigan | 6 | 18 |
| 109 | H | Michigan | 5 | 3 |

| RPI | S | Opponent | Score | |
|-----|---|------------------|-------|---|
| 244 | H | SIU Edwardsville | 2 | 8 |
| 244 | H | SIU Edwardsville | 4 | 1 |
| 244 | H | SIU Edwardsville | 8 | 6 |
| 273 | A | Eastern Mich. | 8 | 9 |
| 297 | A | Chicago St. | 4 | 2 |
| 297 | A | Chicago St. | 6 | 1 |
| 297 | H | Chicago St. | 7 | 6 |
| 300 | N | Mississippi Val. | 12 | 4 |

Northwestern

N
o
r
t
h
w
e
s
t
e
r
n

N
o
r
t
h
w
e
s
t
e
r
n

| Average RPI Win: 240 | | WON-LOST | WINNING | LAST 15 | STRENGTH OF | | OPP. STRENGTH | TEAM | ADJ | CONF. | ADJ CONF. | | |
|-----------------------|-------|----------|-----------|----------------|-------------|----------|---------------|--------|-------------|----------|-----------|----|----|
| Average RPI Loss: 159 | | RECORD | PCT. RANK | GAMES | SCHEDULE | | OF SCHEDULE | RPI | RPI | RPI | RPI | | |
| DIV. I ONLY | | 15-26-0 | .36585 | 240 | 6-9-0 | | 203 | 261 | 243 | .45469 | 242 | 24 | 24 |
| DIV. I NON-CONF. | | 10-13-0 | .43478 | 194 | 3-2-0 | | 248 | 250 | 223 | .46642 | 222 | 28 | 28 |
| TOTALS | | RPI 1-25 | RPI 26-50 | | W-L RECORDS | | RPI 51-100 | | RPI 101-150 | | RPI 150+ | | |
| 15-26-0 | 0-0-0 | 0-0-0 | | OVERALL | | 0-3-0 | | 2-14-0 | | 13-9-0 | | | |
| 8-7-0 | 0-0-0 | 0-0-0 | | HOME | | 0-0-0 | | 2-4-0 | | 6-3-0 | | | |
| 7-17-0 | 0-0-0 | 0-0-0 | | AWAY | | 0-2-0 | | 0-10-0 | | 7-5-0 | | | |
| 0-2-0 | 0-0-0 | 0-0-0 | | NEUTRAL | | 0-1-0 | | 0-0-0 | | 0-1-0 | | | |
| 10-13-0 | 0-0-0 | 0-0-0 | | NON-CONFERENCE | | 0-3-0 | | 1-7-0 | | 9-3-0 | | | |
| 5-2-0 | 0-0-0 | 0-0-0 | | HOME | | 0-0-0 | | 1-1-0 | | 4-1-0 | | | |
| 5-9-0 | 0-0-0 | 0-0- | | AWAY | | 0-2-0 | | 0-6-0 | | 5-1-0 | | | |
| 0-2-0 | 0-0-0 | 0-0-0 | | NEUTRAL | | 0-1-0 | | 0-0-0 | | 0-1-0 | | | |
| 5-13-0 | 0-0-0 | 0-0-0 | | CONFERENCE | | 0-0-0 | | 1-7-0 | | 4-6-0 | | | |
| 3-5-0 | 0-0-0 | 0-0-0 | | HOME | | 0-0-0 | | 1-3-0 | | 2-2-0 | | | |
| 2-8-0 | 0-0-0 | 0-0-0 | | AWAY | | 0-0-0 | | 0-4-0 | | 2-4-0 | | | |
| 0-0-0 | 0-0-0 | 0-0-0 | | NEUTRAL | | 0-0-0 | | 0-0-0 | | 0-0-0 | | | |
| RPI | S | Opponent | Score | RPI | S | Opponent | Score | RPI | S | Opponent | Score | | |
| | | | | | | | | | | | | | |
| | | | | | | | | | | | | | |
| | | | | | | | | | | | | | |
| | | | | | | | | | | | | | |
| | | | | | | | | | | | | | |
| | | | | | | | | | | | | | |
| | | | | | | | | | | | | | |
| | | | | | | | | | | | | | |
| | | | | | | | | | | | | | |
| | | | | | | | | | | | | | |
| | | | | | | | | | | | | | |
| | | | | | | | | | | | | | |
| | | | | | | | | | | | | | |
| | | | | | | | | | | | | | |
| | | | | | | | | | | | | | |
| | | | | | | | | | | | | | |
| | | | | | | | | | | | | | |
| | | | | | | | | | | | | | |
| | | | | | | | | | | | | | |
| | | | | | | | | | | | | | |
| | | | | | | | | | | | | | |
| | | | | | | | | | | | | | |
| | | | | | | | | | | | | | |
| | | | | | | | | | | | | | |
| | | | | | | | | | | | | | |
| | | | | | | | | | | | | | |
| | | | | | | | | | | | | | |
| | | | | | | | | | | | | | |
| | | | | | | | | | | | | | |
| | | | | | | | | | | | | | |
| | | | | | | | | | | | | | |
| | | | | | | | | | | | | | |
| | | | | | | | | | | | | | |
| | | | | | | | | | | | | | |
| | | | | | | | | | | | | | |
| | | | | | | | | | | | | | |
| | | | | | | | | | | | | | |
| | | | | | | | | | | | | | |
| | | | | | | | | | | | | | |
| | | | | | | | | | | | | | |
| | | | | | | | | | | | | | |
| | | | | | | | | | | | | | |
| | | | | | | | | | | | | | |
| | | | | | | | | | | | | | |
| | | | | | | | | | | | | | |
| | | | | | | | | | | | | | |
| | | | | | | | | | | | | | |
| | | | | | | | | | | | | | |
| | | | | | | | | | | | | | |
| | | | | | | | | | | | | | |
| | | | | | | | | | | | | | |
| | | | | | | | | | | | | | |
| | | | | | | | | | | | | | |
| | | | | | | | | | | | | | |
| | | | | | | | | | | | | | |
| | | | | | | | | | | | | | |
| | | | | | | | | | | | | | |
| | | | | | | | | | | | | | |
| | | | | | | | | | | | | | |
| | | | | | | | | | | | | | |
| | | | | | | | | | | | | | |
| | | | | | | | | | | | | | |
| | | | | | | | | | | | | | |
| | | | | | | | | | | | | | |
| | | | | | | | | | | | | | |
| | | | | | | | | | | | | | |
| | | | | | | | | | | | | | |
| | | | | | | | | | | | | | |
| | | | | | | | | | | | | | |
| | | | | | | | | | | | | | |
| | | | | | | | | | | | | | |
| | | | | | | | | | | | | | |
| | | | | | | | | | | | | | |
| | | | | | | | | | | | | | |
| | | | | | | | | | | | | | |
| | | | | | | | | | | | | | |
| | | | | | | | | | | | | | |
| | | | | | | | | | | | | | |
| | | | | | | | | | | | | | |
| | | | | | | | | | | | | | |
| | | | | | | | | | | | | | |
| | | | | | | | | | | | | | |
| | | | | | | | | | </ | | | | |

Non-Div. I Games:

Lafayette

Lafayette

| | | | | |
|-----|---|--------|---|---|
| 227 | A | Lehigh | 2 | 7 |
| 227 | A | Lehigh | 2 | 4 |

Through Games Of May 11, 2014

| RPI | S | Opponent | Score | |
|-----|---|---------------------|-------|---|
| 253 | A | Fairleigh Dickinson | 11 | 4 |
| 258 | H | Navy | 5 | 4 |
| 258 | H | Navy | 8 | 9 |
| 258 | H | Navy | 0 | 6 |
| 258 | H | Navy | 9 | 7 |
| 261 | A | George Washington | 3 | 2 |
| 261 | A | George Washington | 4 | 2 |
| 261 | A | George Washington | 0 | 1 |
| 290 | H | N.C. Central | 10 | 3 |
| 290 | H | N.C. Central | 7 | 6 |
| 290 | H | N.C. Central | 8 | 7 |

Lafayette

L
a
f
a
y
e
t
t
e

L
a
f
a
y
e
t
t
e

| Average RPI Win: 206 | | WON-LOST | WINNING | LAST 15 | STRENGTH OF | | OPP. STRENGTH | TEAM | ADJ | | CONF. | ADJ CONF. | |
|-----------------------|-------|------------|-----------|----------------|-------------|-------|----------------|-------|-------------|---------|----------|-----------------|-------|
| Average RPI Loss: 142 | | RECORD | PCT. RANK | GAMES | SCHEDULE | | OF SCHEDULE | RPI | RPI | | RPI | RPI | |
| DIV. I ONLY | | 15-31-0 | .32609 | 260 | 5-10-0 | | 122 | 252 | 244 | .45412 | 243 | 18 | 18 |
| DIV. I NON-CONF. | | 11-20-0 | .35484 | 234 | 3-2-0 | | 218 | 271 | 259 | .44373 | 259 | 20 | 20 |
| TOTALS | | RPI 1-25 | RPI 26-50 | | W-L RECORDS | | RPI 51-100 | | RPI 101-150 | | RPI 150+ | | |
| 15-31-0 | 0-2-0 | 0-0-0 | | OVERALL | | 2-8-0 | | 2-8-0 | | 11-13-0 | | | |
| 8-10-0 | 0-0-0 | 0-0-0 | | HOME | | 1-4-0 | | 2-3-0 | | 5-3-0 | | | |
| 5-16-0 | 0-2-0 | 0-0-0 | | AWAY | | 1-4-0 | | 0-3-0 | | 4-7-0 | | | |
| 2-5-0 | 0-0-0 | 0-0-0 | | NEUTRAL | | 0-0-0 | | 0-2-0 | | 2-3-0 | | | |
| 11-20-0 | 0-2-0 | 0-0-0 | | NON-CONFERENCE | | 1-3-0 | | 0-4-0 | | 10-11-0 | | | |
| 5-7-0 | 0-0-0 | 0-0-0 | | HOME | | 0-2-0 | | 0-2-0 | | 5-3-0 | | | |
| 4-8-0 | 0-2-0 | 0-0- | | AWAY | | 1-1-0 | | 0-0-0 | | 3-5-0 | | | |
| 2-5-0 | 0-0-0 | 0-0-0 | | NEUTRAL | | 0-0-0 | | 0-2-0 | | 2-3-0 | | | |
| 4-11-0 | 0-0-0 | 0-0-0 | | CONFERENCE | | 1-5-0 | | 2-4-0 | | 1-2-0 | | | |
| 3-3-0 | 0-0-0 | 0-0-0 | | HOME | | 1-2-0 | | 2-1-0 | | 0-0-0 | | | |
| 1-8-0 | 0-0-0 | 0-0-0 | | AWAY | | 0-3-0 | | 0-3-0 | | 1-2-0 | | | |
| 0-0-0 | 0-0-0 | 0-0-0 | | NEUTRAL | | 0-0-0 | | 0-0-0 | | 0-0-0 | | | |
| RPI | S | Opponent | Score | | RPI | S | Opponent | Score | | RPI | S | Opponent | Score |
| 10 | A | Miami (FL) | 2 | 7 | | | | | | 105 | A | Xavier | 9 10 |
| 10 | A | Miami (FL) | 0 | 17 | | | | | | 105 | A | Xavier | 0 5 |
| | | | | | | | | | | 105 | A | Xavier | 0 4 |
| | | | | | | | | | | 114 | H | St. John's (NY) | 6 5 |
| | | | | | | | | | | 114 | H | St. John's (NY) | 5 7 |
| | | | | | | | | | | 114 | H | St. John's (NY) | 5 4 |
| | | | | | | | | | | 117 | H | UConn | 6 7 |
| | | | | | | | | | | 126 | N | Central Mich. | 3 13 |
| | | | | | | | | | | 135 | H | Penn | 1 12 |
| | | | | | | | | | | 149 | N | Boston College | 6 7 |
| | | | | | | | | | | 170 | N | Buffalo | 2 4 |
| | | | | | | | | | | 189 | H | Northeastern | 1 4 |
| | | | | | | | | | | 189 | H | Northeastern | 8 3 |
| | | | | | | | | | | 189 | H | Northeastern | 2 5 |
| | | | | | | | | | | 207 | A | Charleston So. | 4 8 |
| | | | | | | | | | | 207 | A | Charleston So. | 1 2 |
| | | | | | | | | | | 207 | A | Charleston So. | 0 2 |
| | | | | | | | | | | 208 | N | Omaha | 1 2 |
| | | | | | | | | | | 225 | A | Georgetown | 13 2 |
| | | | | | | | | | | 225 | A | Georgetown | 4 6 |
| | | | | | | | | | | 225 | A | Georgetown | 1 2 |
| | | | | | | | | | | 228 | H | Wagner | 7 3 |
| | | | | | | | | | | 231 | A | Temple | 16 8 |
| | | | | | | | | | | 231 | N | Temple | 3 7 |
| | | | | | | | | | | 237 | N | Quinnipiac | 9 3 |
| | | | | | | | | | | 242 | A | Lafayette | 3 6 |
| | | | | | | | | | | 249 | A | La Salle | 6 3 |
| LAST 15 GAMES | | | | | | | | | | | | | |
| 275 | H | Manhattan | 4 | 6 | 87 | A | Seton Hall | 5 | 6 | 231 | A | Temple | 16 8 |
| 275 | H | Manhattan | 3 | 2 | 87 | A | Seton Hall | 0 | 10 | 231 | N | Temple | 3 7 |
| 275 | H | Manhattan | 4 | 2 | 64 | H | Saint Joseph's | 6 | 7 | 237 | N | Quinnipiac | 9 3 |
| 225 | A | Georgetown | 13 | 2 | | | | | | 242 | A | Lafayette | 3 6 |
| 225 | A | Georgetown | 4 | 6 | | | | | | 249 | A | La Salle | 6 3 |

Non-Div. I Games:

Villanova

| | | | | |
|-----|---|------------|---|---|
| 225 | A | Georgetown | 1 | 2 |
| 87 | A | Seton Hall | 1 | 3 |

| RPI | S | Opponent | Score | |
|-----|---|---------------|-------|----|
| 249 | A | La Salle | 9 | 11 |
| 257 | A | Norfolk St. | 13 | 10 |
| 274 | N | Niagara | 6 | 5 |
| 275 | H | Manhattan | 4 | 2 |
| 275 | H | Manhattan | 3 | 2 |
| 275 | H | Manhattan | 4 | 6 |
| 282 | H | Saint Peter's | 5 | 4 |

Villanova

V
i
l
l
a
n
o
v
a

V
i
l
l
a
n
o
v
a

| Average RPI Win: | 203 | WON-LOST RECORD | WINNING PCT. RANK | LAST 15 GAMES | STRENGTH OF SCHEDULE | OPP. STRENGTH OF SCHEDULE | TEAM RPI | ADJ RPI | CONF. RPI | ADJ CONF. RPI | | | |
|-------------------|----------|-----------------|-------------------|------------------------|----------------------|---------------------------|----------|-------------|-----------|------------------------|-------|---|----|
| Average RPI Loss: | 152 | | | | | | | | | | | | |
| DIV. I ONLY | 18-29-0 | .38298 | 233 | 6-8-0 | 225 | 214 | 238 | .45392 | 244 | 21 | 21 | | |
| DIV. I NON-CONF. | 4-16-0 | .2 | 283 | 1-4-0 | 236 | 240 | 287 | .41162 | 287 | 22 | 22 | | |
| <hr/> | | | | | | | | | | | | | |
| TOTALS | RPI 1-25 | RPI 26-50 | | W-L RECORDS | | RPI 51-100 | | RPI 101-150 | | RPI 150+ | | | |
| 18-29-0 | 0-0-0 | 0-0-0 | | OVERALL | | 0-6-0 | | 3-8-0 | | 15-15-0 | | | |
| 9-10-0 | 0-0-0 | 0-0-0 | | HOME | | 0-2-0 | | 3-3-0 | | 6-5-0 | | | |
| 8-19-0 | 0-0-0 | 0-0-0 | | AWAY | | 0-4-0 | | 0-5-0 | | 8-10-0 | | | |
| 1-0-0 | 0-0-0 | 0-0-0 | | NEUTRAL | | 0-0-0 | | 0-0-0 | | 1-0-0 | | | |
| <hr/> | | | | | | | | | | | | | |
| 4-16-0 | 0-0-0 | 0-0-0 | | NON-CONFERENCE | | 0-3-0 | | 0-5-0 | | 4-8-0 | | | |
| 1-3-0 | 0-0-0 | 0-0-0 | | HOME | | 0-2-0 | | 0-0-0 | | 1-1-0 | | | |
| 2-13-0 | 0-0-0 | 0-0- | | AWAY | | 0-1-0 | | 0-5-0 | | 2-7-0 | | | |
| 1-0-0 | 0-0-0 | 0-0-0 | | NEUTRAL | | 0-0-0 | | 0-0-0 | | 1-0-0 | | | |
| <hr/> | | | | | | | | | | | | | |
| 14-13-0 | 0-0-0 | 0-0-0 | | CONFERENCE | | 0-3-0 | | 3-3-0 | | 11-7-0 | | | |
| 8-7-0 | 0-0-0 | 0-0-0 | | HOME | | 0-0-0 | | 3-3-0 | | 5-4-0 | | | |
| 6-6-0 | 0-0-0 | 0-0-0 | | AWAY | | 0-3-0 | | 0-0-0 | | 6-3-0 | | | |
| 0-0-0 | 0-0-0 | 0-0-0 | | NEUTRAL | | 0-0-0 | | 0-0-0 | | 0-0-0 | | | |
| <hr/> | | | | | | | | | | | | | |
| RPI | S | Opponent | Score | RPI | S | Opponent | Score | RPI | S | Opponent | Score | | |
| | | | | 56 A Evansville | | | | 7 | 15 | 101 H Jacksonville St. | | 9 | 8 |
| | | | | 58 H Illinois St. | | | | 3 | 17 | 101 H Jacksonville St. | | 2 | 5 |
| | | | | 58 H Illinois St. | | | | 5 | 6 | 101 H Jacksonville St. | | 7 | 6 |
| | | | | 75 A Southeast Mo. St. | | | | 1 | 12 | 103 A Ga. Southern | | 2 | 8 |
| | | | | 75 A Southeast Mo. St. | | | | 7 | 8 | 103 A Ga. Southern | | 5 | 14 |
| | | | | 75 A Southeast Mo. St. | | | | 7 | 8 | 107 A Wichita St. | | 1 | 6 |
| | | | | | | | | | | 107 A Wichita St. | | 3 | 7 |
| | | | | | | | | | | 107 A Wichita St. | | 2 | 21 |
| | | | | | | | | | | 123 H Tennessee Tech | | 5 | 8 |
| | | | | | | | | | | 123 H Tennessee Tech | | 6 | 10 |
| | | | | | | | | | | 123 H Tennessee Tech | | 3 | 1 |
| | | | | | | | | | | 151 H Eastern Ill. | | 8 | 7 |
| | | | | | | | | | | 151 H Eastern Ill. | | 4 | 5 |
| | | | | | | | | | | 151 H Eastern Ill. | | 6 | 4 |
| | | | | | | | | | | 152 A Saint Louis | | 4 | 9 |
| | | | | | | | | | | 152 H Saint Louis | | 3 | 12 |
| | | | | | | | | | | 171 A Bradley | | 1 | 5 |
| | | | | | | | | | | 171 H Bradley | | 6 | 5 |
| | | | | | | | | | | 196 A Eastern Ky. | | 8 | 9 |
| | | | | | | | | | | 196 A Eastern Ky. | | 3 | 8 |
| | | | | | | 196 A Eastern Ky. | | 4 | 2 | | | | |
| | | | | | | 198 H Morehead St. | | 11 | 4 | | | | |
| | | | | | | 198 H Morehead St. | | 7 | 8 | | | | |
| | | | | | | 198 H Morehead St. | | 9 | 8 | | | | |
| | | | | | | 201 H Belmont | | 3 | 2 | | | | |
| | | | | | | 201 H Belmont | | 3 | 8 | | | | |
| | | | | | | 201 H Belmont | | 5 | 8 | | | | |

Non-Div. I Games: Maryville (MO) 6 7 Quincy 11 2

SIU Edwardsville

| | | |
|-----------------|----|---|
| 284 A UT Martin | 2 | 3 |
| 284 A UT Martin | 14 | 7 |

| RPI | S | Opponent | Score | |
|-----|---|----------------|-------|----|
| 236 | A | Murray St. | 8 | 0 |
| 236 | A | Murray St. | 3 | 1 |
| 236 | A | Murray St. | 6 | 2 |
| 241 | A | Northwestern | 8 | 2 |
| 241 | A | Northwestern | 1 | 4 |
| 241 | A | Northwestern | 6 | 8 |
| 255 | A | New Mexico St. | 4 | 3 |
| 255 | A | New Mexico St. | 1 | 4 |
| 255 | A | New Mexico St. | 2 | 12 |
| 255 | A | New Mexico St. | 12 | 16 |
| 284 | A | UT Martin | 13 | 8 |
| 284 | A | UT Martin | 2 | 3 |
| 284 | A | UT Martin | 14 | 7 |
| 292 | N | Ohio | 7 | 3 |

SIU Edwardsville

SIU Edwardsville

SIU Edwardsville

| Average RPI Win: 263 | | WON-LOST | WINNING | LAST 15 | STRENGTH OF | | OPP. STRENGTH | TEAM | ADJ | | CONF. | ADJ CONF. | |
|-----------------------|-------|----------|-----------|----------------|-------------|------------|---------------|-------|-------------|-------------------|----------|-----------|----|
| Average RPI Loss: 236 | | RECORD | PCT. RANK | GAMES | SCHEDULE | | OF SCHEDULE | RPI | RPI | | RPI | RPI | |
| DIV. I ONLY | | 30-15-0 | .66667 | 42 | 12-3-0 | | 301 | 289 | 245 | .45214 | 245 | 30 | 30 |
| DIV. I NON-CONF. | | 13-8-0 | .61905 | 66 | 3-1-0 | | 298 | 265 | 254 | .44709 | 253 | 30 | 30 |
| TOTALS | | RPI 1-25 | RPI 26-50 | | W-L RECORDS | | RPI 51-100 | | RPI 101-150 | | RPI 150+ | | |
| 30-15-0 | 0-0-0 | 0-0-0 | | OVERALL | | 0-0-0 | | 2-3-0 | | 28-12-0 | | | |
| 19-9-0 | 0-0-0 | 0-0-0 | | HOME | | 0-0-0 | | 2-2-0 | | 17-7-0 | | | |
| 11-6-0 | 0-0-0 | 0-0-0 | | AWAY | | 0-0-0 | | 0-1-0 | | 11-5-0 | | | |
| 0-0-0 | 0-0-0 | 0-0-0 | | NEUTRAL | | 0-0-0 | | 0-0-0 | | 0-0-0 | | | |
| 13-8-0 | 0-0-0 | 0-0-0 | | NON-CONFERENCE | | 0-0-0 | | 2-3-0 | | 11-5-0 | | | |
| 12-4-0 | 0-0-0 | 0-0-0 | | HOME | | 0-0-0 | | 2-2-0 | | 10-2-0 | | | |
| 1-4-0 | 0-0-0 | 0-0- | | AWAY | | 0-0-0 | | 0-1-0 | | 1-3-0 | | | |
| 0-0-0 | 0-0-0 | 0-0-0 | | NEUTRAL | | 0-0-0 | | 0-0-0 | | 0-0-0 | | | |
| 17-7-0 | 0-0-0 | 0-0-0 | | CONFERENCE | | 0-0-0 | | 0-0-0 | | 17-7-0 | | | |
| 7-5-0 | 0-0-0 | 0-0-0 | | HOME | | 0-0-0 | | 0-0-0 | | 7-5-0 | | | |
| 10-2-0 | 0-0-0 | 0-0-0 | | AWAY | | 0-0-0 | | 0-0-0 | | 10-2-0 | | | |
| 0-0-0 | 0-0-0 | 0-0-0 | | NEUTRAL | | 0-0-0 | | 0-0-0 | | 0-0-0 | | | |
| RPI | S | Opponent | Score | RPI | S | Opponent | Score | RPI | S | Opponent | Score | | |
| | | | | | | | | 118 | H | Bucknell | 1 0 | | |
| | | | | | | | | 135 | H | Penn | 9 17 | | |
| | | | | | | | | 135 | H | Penn | 1 4 | | |
| | | | | | | | | 136 | A | Towson | 1 4 | | |
| | | | | | | | | 136 | H | Towson | 4 3 | | |
| | | | | | | | | 153 | A | Delaware | 8 9 | | |
| | | | | | | | | 187 | H | Akron | 10 11 | | |
| | | | | | | | | 187 | H | Akron | 13 1 | | |
| | | | | | | | | 187 | H | Akron | 4 0 | | |
| | | | | | | | | 256 | A | UMBC | 5 17 | | |
| | | | | | | | | 256 | H | UMBC | 16 9 | | |
| | | | | | | | | 257 | A | Norfolk St. | 14 10 | | |
| | | | | | | | | 257 | A | Norfolk St. | 12 1 | | |
| | | | | | | | | 257 | A | Norfolk St. | 1 2 | | |
| | | | | | | | | 257 | A | Norfolk St. | 18 8 | | |
| | | | | | | | | 257 | A | Norfolk St. | 19 10 | | |
| | | | | | | | | 257 | A | Norfolk St. | 5 7 | | |
| | | | | | | | | 257 | H | Norfolk St. | 4 2 | | |
| | | | | | | | | 257 | H | Norfolk St. | 8 5 | | |
| | | | | | | | | 257 | H | Norfolk St. | 16 8 | | |
| | | | | | | | | 258 | A | Navy | 1 12 | | |
| | | | | LAST 15 GAMES | | | | 258 | H | Navy | 13 8 | | |
| | | | | 302 | H | NYIT | 10 7 | 153 | A | Delaware | 8 9 | | |
| | | | | 302 | H | NYIT | 8 7 | 257 | H | Norfolk St. | 16 8 | | |
| | | | | 294 | A | UMES | 5 3 | 257 | H | Norfolk St. | 4 2 | | |
| | | | | 294 | A | UMES | 8 3 | | | | | | |
| | | | | 298 | H | Coppin St. | 4 8 | | | | | | |
| | | | | | | | | 261 | A | George Washington | 7 5 | | |
| | | | | | | | | 282 | H | Saint Peter's | 6 3 | | |
| | | | | | | | | 282 | H | Saint Peter's | 8 6 | | |
| | | | | | | | | 282 | H | Saint Peter's | 13 7 | | |
| | | | | | | | | 286 | H | Iona | 8 7 | | |

Non-Div. I Games:

Delaware St.

Delaware St.

| | | |
|------------------|---|---|
| 298 H Coppin St. | 6 | 0 |
| 298 H Coppin St. | 8 | 7 |

Through Games Of May 11, 2014

| RPI | S | Opponent | Score | |
|-----|---|------------|-------|---|
| 286 | H | Iona | 5 | 6 |
| 294 | A | UMES | 8 | 3 |
| 294 | A | UMES | 15 | 8 |
| 294 | A | UMES | 5 | 3 |
| 294 | H | UMES | 1 | 5 |
| 294 | H | UMES | 2 | 3 |
| 294 | H | UMES | 16 | 6 |
| 298 | A | Coppin St. | 15 | 7 |
| 298 | A | Coppin St. | 10 | 1 |
| 298 | A | Coppin St. | 15 | 5 |
| 298 | H | Coppin St. | 4 | 8 |
| 298 | H | Coppin St. | 6 | 0 |
| 298 | H | Coppin St. | 8 | 7 |
| 298 | H | Coppin St. | 6 | 7 |
| 298 | H | Coppin St. | 6 | 8 |
| 298 | H | Coppin St. | 16 | 1 |
| 302 | H | NYIT | 8 | 7 |
| 302 | H | NYIT | 10 | 7 |

Delaware St.

D
e
l
a
w
a
r
e
S
t
.

D
e
l
a
w
a
r
e
S
t
.

| Average RPI Win: 187 | | WON-LOST | WINNING | LAST 15 | STRENGTH OF | | OPP. STRENGTH | TEAM | ADJ | CONF. | ADJ CONF. |
|-----------------------|----------|----------|---------------|----------------|-------------|-------|---------------|-------|-------------|----------------|-----------|
| Average RPI Loss: 156 | | RECORD | PCT. RANK | GAMES | SCHEDULE | | OF SCHEDULE | RPI | RPI | RPI | RPI |
| DIV. I ONLY | | 13-29-0 | .30952 | 269 | 6-9-0 | | 119 | 249 | 246 | .45161 | 246 |
| DIV. I NON-CONF. | | 3-15-0 | .16667 | 292 | 1-2-0 | | 65 | 247 | 275 | .43079 | 275 |
| TOTALS | | RPI 1-25 | RPI 26-50 | | W-L RECORDS | | RPI 51-100 | | RPI 101-150 | | RPI 150+ |
| 13-29-0 | 0-0-0 | 0-3-0 | | OVERALL | | 2-3-0 | | 1-9-0 | | 10-14-0 | |
| 8-7-0 | 0-0-0 | 0-0-0 | | HOME | | 2-1-0 | | 1-1-0 | | 5-5-0 | |
| 4-16-0 | 0-0-0 | 0-3-0 | | AWAY | | 0-2-0 | | 0-3-0 | | 4-8-0 | |
| 1-6-0 | 0-0-0 | 0-0-0 | | NEUTRAL | | 0-0-0 | | 0-5-0 | | 1-1-0 | |
| 3-15-0 | 0-0-0 | 0-3-0 | | NON-CONFERENCE | | 0-2-0 | | 1-9-0 | | 2-1-0 | |
| 2-1-0 | 0-0-0 | 0-0-0 | | HOME | | 0-0-0 | | 1-1-0 | | 1-0-0 | |
| 0-8-0 | 0-0-0 | 0-0- | | AWAY | | 0-2-0 | | 0-3-0 | | 0-0-0 | |
| 1-6-0 | 0-0-0 | 0-0-0 | | NEUTRAL | | 0-0-0 | | 0-5-0 | | 1-1-0 | |
| 10-14-0 | 0-0-0 | 0-0-0 | | CONFERENCE | | 2-1-0 | | 0-0-0 | | 8-13-0 | |
| 6-6-0 | 0-0-0 | 0-0-0 | | HOME | | 2-1-0 | | 0-0-0 | | 4-5-0 | |
| 4-8-0 | 0-0-0 | 0-0-0 | | AWAY | | 0-0-0 | | 0-0-0 | | 4-8-0 | |
| 0-0-0 | 0-0-0 | 0-0-0 | | NEUTRAL | | 0-0-0 | | 0-0-0 | | 0-0-0 | |
| RPI S | Opponent | Score | RPI S | Opponent | Score | RPI S | Opponent | Score | RPI S | Opponent | Score |
| | | | 31 A | Maryland | 1 10 | 83 H | VCU | 5 4 | 117 H | UConn | 5 8 |
| | | | 31 A | Maryland | 2 3 | 83 H | VCU | 6 10 | 117 H | UConn | 5 4 |
| | | | 31 A | Maryland | 0 4 | 83 H | VCU | 5 4 | 128 A | Hartford | 0 3 |
| | | | | | | 90 A | Davidson | 8 9 | 147 A | Army | 4 9 |
| | | | | | | 90 A | Davidson | 3 13 | 147 N | Army | 3 4 |
| | | | | | | | | | 147 N | Army | 3 7 |
| | | | | | | | | | 147 N | Army | 0 14 |
| | | | | | | | | | 147 N | Army | 3 4 |
| | | | | | | | | | 147 N | Army | 4 7 |
| | | | | | | | | | 149 A | Boston College | 6 7 |
| | | | | | | | | | 152 H | Saint Louis | 1 2 |
| | | | | | | | | | 152 H | Saint Louis | 3 2 |
| | | | | | | | | | 152 H | Saint Louis | 7 1 |
| | | | | | | | | | 154 H | George Mason | 0 7 |
| | | | | | | | | | 154 H | George Mason | 9 1 |
| | | | | | | | | | 154 H | George Mason | 7 12 |
| | | | | | | | | | 155 A | Richmond | 4 6 |
| | | | | | | | | | 155 A | Richmond | 5 8 |
| | | | | | | | | | 155 A | Richmond | 1 10 |
| | | | | | | | | | 189 H | Northeastern | 5 3 |
| | | | | | | | | | 216 H | Dayton | 2 6 |
| | | | | | | | | | 216 H | Dayton | 5 4 |
| | | | | | | | | | 216 H | Dayton | 5 6 |
| | | | | | | | | | 249 A | La Salle | 0 3 |
| | | | | | | | | | 249 A | La Salle | 8 6 |
| | | | | | | | | | 249 A | La Salle | 7 6 |
| | | | | | | | | | 250 A | Fordham | 3 5 |
| | | | LAST 15 GAMES | | | | | | | | |
| | | | 83 H | VCU | 5 4 | 250 A | Fordham | 4 1 | | | |
| | | | 83 H | VCU | 6 10 | 250 A | Fordham | 3 5 | | | |
| | | | 83 H | VCU | 5 4 | 250 A | Fordham | 5 10 | | | |
| | | | 154 H | George Mason | 9 1 | | | | | | |
| | | | 154 H | George Mason | 0 7 | | | | | | |

Non-Div. I Games:

Massachusetts

Massachusetts

| | | | | |
|-----|---|--------------|---|----|
| 154 | H | George Mason | 7 | 12 |
| 117 | H | UConn | 5 | 4 |

Through Games Of May 11, 2014

| RPI | S | Opponent | Score | |
|-----|---|-------------------|-------|----|
| 250 | A | Fordham | 4 | 1 |
| 250 | A | Fordham | 5 | 10 |
| 261 | A | George Washington | 6 | 4 |
| 261 | A | George Washington | 4 | 5 |
| 261 | A | George Washington | 2 | 3 |
| 272 | N | Harvard | 0 | 3 |
| 278 | N | N.C. A&T | 15 | 0 |

Massachusetts

M
a
s
s
a
c
h
u
s
e
t
t
s

M
a
s
s
a
c
h
u
s
e
t
t
s

**B
r
o
w
n**

Brown

Brown

| | | | | |
|-----|---|------|----|---|
| 235 | H | Yale | 7 | 0 |
| 235 | H | Yale | 12 | 7 |

Through Games Of May 11, 2014

| RPI | S | Opponent | Score | |
|-----|---|----------|-------|----|
| 272 | A | Harvard | 1 | 0 |
| 272 | A | Harvard | 5 | 4 |
| 272 | A | Harvard | 3 | 13 |

Brown

B
r
o
w
n

B
r
o
w
n

| Average RPI Win: | | 224 | WON-LOST RECORD | | WINNING PCT. RANK | LAST 15 GAMES | STRENGTH OF SCHEDULE | | OPP. STRENGTH OF SCHEDULE | TEAM RPI | ADJ RPI | CONF. RPI | ADJ CONF. RPI |
|-------------------|----------|----------|-----------------|-----------|-------------------|---------------|----------------------|-------|---------------------------|--------------------|------------|-----------|---------------|
| Average RPI Loss: | | 128 | | | | | | | | | | | |
| DIV. I ONLY | | 23-28-0 | | | .45098 182 | 8-7-0 | 261 | | 178 | 248 | .45023 248 | 26 | 26 |
| DIV. I NON-CONF. | | 9-18-0 | | | .33333 239 | 2-3-0 | 196 | | 32 | 256 | .44549 255 | 25 | 25 |
| TOTALS | | RPI 1-25 | RPI 26-50 | | W-L RECORDS | | RPI 51-100 | | RPI 101-150 | | RPI 150+ | | |
| 23-28-0 | | 0-2-0 | 0-2-0 | | OVERALL | | 2-9-0 | | 4-6-0 | | 17-9-0 | | |
| 16-15-0 | | 0-1-0 | 0-1-0 | | HOME | | 1-4-0 | | 4-6-0 | | 11-3-0 | | |
| 7-13-0 | | 0-1-0 | 0-1-0 | | AWAY | | 1-5-0 | | 0-0-0 | | 6-6-0 | | |
| 0-0-0 | | 0-0-0 | 0-0-0 | | NEUTRAL | | 0-0-0 | | 0-0-0 | | 0-0-0 | | |
| 9-18-0 | | 0-2-0 | 0-2-0 | | NON-CONFERENCE | | 2-9-0 | | 2-2-0 | | 5-3-0 | | |
| 7-9-0 | | 0-1-0 | 0-1-0 | | HOME | | 1-4-0 | | 2-2-0 | | 4-1-0 | | |
| 2-9-0 | | 0-1-0 | 0-0- | | AWAY | | 1-5-0 | | 0-0-0 | | 1-2-0 | | |
| 0-0-0 | | 0-0-0 | 0-0-0 | | NEUTRAL | | 0-0-0 | | 0-0-0 | | 0-0-0 | | |
| 14-10-0 | | 0-0-0 | 0-0-0 | | CONFERENCE | | 0-0-0 | | 2-4-0 | | 12-6-0 | | |
| 9-6-0 | | 0-0-0 | 0-0-0 | | HOME | | 0-0-0 | | 2-4-0 | | 7-2-0 | | |
| 5-4-0 | | 0-0-0 | 0-0-0 | | AWAY | | 0-0-0 | | 0-0-0 | | 5-4-0 | | |
| 0-0-0 | | 0-0-0 | 0-0-0 | | NEUTRAL | | 0-0-0 | | 0-0-0 | | 0-0-0 | | |
| RPI S | Opponent | Score | RPI S | Opponent | Score | RPI S | Opponent | Score | RPI S | Opponent | Score | | |
| 16 A | Cal Poly | 1 6 | 26 A | UC Irvine | 2 3 | 63 A | UC Santa Barbara | 1 5 | 131 H | Sacramento St. | 3 10 | | |
| 16 H | Cal Poly | 1 9 | 26 H | UC Irvine | 4 7 | 63 H | UC Santa Barbara | 3 7 | 131 H | Sacramento St. | 3 7 | | |
| | | | | | | 69 H | UC Riverside | 6 9 | 131 H | Sacramento St. | 2 1 | | |
| | | | | | | 69 H | UC Riverside | 6 7 | 134 H | Grand Canyon | 4 2 | | |
| | | | | | | 69 H | UC Riverside | 3 4 | 134 H | Grand Canyon | 2 9 | | |
| | | | | | | 89 A | Oklahoma | 4 17 | 134 H | Grand Canyon | 4 5 | | |
| | | | | | | 89 A | Oklahoma | 2 4 | 136 H | Towson | 8 1 | | |
| | | | | | | 89 A | Oklahoma | 3 4 | 136 H | Towson | 2 3 | | |
| | | | | | | 98 A | Kansas St. | 0 13 | 136 H | Towson | 5 4 | | |
| | | | | | | 98 A | Kansas St. | 5 2 | 148 H | Gonzaga | 3 4 | | |
| | | | | | | 99 H | Fresno St. | 6 3 | 175 A | Cal St. Northridge | 3 2 | | |
| | | | | | | | | | 175 H | Cal St. Northridge | 3 1 | | |
| | | | | | | | | | 175 H | Cal St. Northridge | 8 9 | | |
| | | | | | | | | | 180 A | Utah Valley | 10 4 | | |
| | | | | | | | | | 180 A | Utah Valley | 2 4 | | |
| | | | | | | | | | 180 A | Utah Valley | 1 4 | | |
| | | | | | | | | | 204 A | Tex.-Pan American | 3 2 | | |
| | | | | | | | | | 204 A | Tex.-Pan American | 1 2 | | |
| | | | | | | | | | 204 A | Tex.-Pan American | 1 5 | | |
| | | | | | | | | | 254 A | Portland | 0 1 | | |
| | | | | | | | | | 254 A | Portland | 1 5 | | |
| | | | | | | | | | 255 H | New Mexico St. | 7 6 | | |
| | | | | | | | | | 255 H | New Mexico St. | 7 19 | | |
| | | | | | | | | | 255 H | New Mexico St. | 13 1 | | |
| | | | | | | | | | 271 H | North Dakota | 11 10 | | |
| | | | | | | | | | 271 H | North Dakota | 3 6 | | |
| | | | | | | | | | 271 H | North Dakota | 4 1 | | |
| LAST 15 GAMES | | | | | | 293 A | Northern Colo. | 7 3 | 255 H | New Mexico St. | 7 19 | | |
| | | | | | | 255 H | Cal St. Northridge | 8 9 | 255 H | New Mexico St. | 13 1 | | |
| | | | | | | 131 H | Sacramento St. | 3 7 | 271 H | North Dakota | 11 10 | | |
| | | | | | | 99 H | Fresno St. | 6 3 | 271 H | North Dakota | 3 6 | | |
| | | | | | | 63 H | UC Santa Barbara | 3 7 | 271 H | North Dakota | 4 1 | | |

Non-Div. I Games:

Bakersfield

| | | | | |
|-----|---|----------------|----|---|
| 293 | A | Northern Colo. | 4 | 3 |
| 293 | A | Northern Colo. | 19 | 7 |

| RPI | S | Opponent | Score | |
|-----|---|----------------|-------|---|
| 285 | H | Milwaukee | 8 | 3 |
| 285 | H | Milwaukee | 9 | 3 |
| 285 | H | Milwaukee | 8 | 4 |
| 293 | A | Northern Colo. | 7 | 3 |
| 293 | A | Northern Colo. | 19 | 7 |
| 293 | A | Northern Colo. | 4 | 3 |
| 297 | H | Chicago St. | 6 | 4 |
| 297 | H | Chicago St. | 11 | 0 |
| 297 | H | Chicago St. | 16 | 7 |

Bakersfield

B
a
k
e
r
s
f
i
e
l
d

B
a
k
e
r
s
f
i
e
l
d

| Average RPI Win: 206 | | WON-LOST RECORD | | WINNING PCT. RANK | | LAST 15 GAMES | | STRENGTH OF SCHEDULE | | OPP. STRENGTH OF SCHEDULE | | TEAM RPI | | ADJ RPI | | CONF. RPI | | ADJ CONF. RPI | |
|----------------------|---|-----------------|-------|-------------------|---|----------------|-------|----------------------|---|---------------------------|-------|----------|---|-------------------|-------|-----------|--|---------------|--|
| DIV. I ONLY | | 13-32-0 | | .28889 279 | | 4-11-0 | | 161 | | 211 | | 249 | | .44843 249 | | 25 | | 25 | |
| DIV. I NON-CONF. | | 4-17-0 | | .19048 288 | | 0-0-0 | | 141 | | 185 | | 274 | | .43133 274 | | 24 | | 24 | |
| TOTALS | | RPI 1-25 | | RPI 26-50 | | W-L RECORDS | | RPI 51-100 | | RPI 101-150 | | RPI 150+ | | | | | | | |
| 13-32-0 | | 0-0-0 | | 0-2-0 | | OVERALL | | 1-13-0 | | 0-2-0 | | 12-15-0 | | | | | | | |
| 5-10-0 | | 0-0-0 | | 0-0-0 | | HOME | | 0-3-0 | | 0-2-0 | | 5-5-0 | | | | | | | |
| 7-19-0 | | 0-0-0 | | 0-2-0 | | AWAY | | 1-9-0 | | 0-0-0 | | 6-8-0 | | | | | | | |
| 1-3-0 | | 0-0-0 | | 0-0-0 | | NEUTRAL | | 0-1-0 | | 0-0-0 | | 1-2-0 | | | | | | | |
| 4-17-0 | | 0-0-0 | | 0-2-0 | | NON-CONFERENCE | | 0-7-0 | | 0-2-0 | | 4-6-0 | | | | | | | |
| 2-3-0 | | 0-0-0 | | 0-0-0 | | HOME | | 0-0-0 | | 0-2-0 | | 2-1-0 | | | | | | | |
| 2-12-0 | | 0-0-0 | | 0-0- | | AWAY | | 0-7-0 | | 0-0-0 | | 2-3-0 | | | | | | | |
| 0-2-0 | | 0-0-0 | | 0-0-0 | | NEUTRAL | | 0-0-0 | | 0-0-0 | | 0-2-0 | | | | | | | |
| 9-15-0 | | 0-0-0 | | 0-0-0 | | CONFERENCE | | 1-6-0 | | 0-0-0 | | 8-9-0 | | | | | | | |
| 3-7-0 | | 0-0-0 | | 0-0-0 | | HOME | | 0-3-0 | | 0-0-0 | | 3-4-0 | | | | | | | |
| 5-7-0 | | 0-0-0 | | 0-0-0 | | AWAY | | 1-2-0 | | 0-0-0 | | 4-5-0 | | | | | | | |
| 1-1-0 | | 0-0-0 | | 0-0-0 | | NEUTRAL | | 0-1-0 | | 0-0-0 | | 1-0-0 | | | | | | | |
| RPI | S | Opponent | Score | RPI | S | Opponent | Score | RPI | S | Opponent | Score | RPI | S | Opponent | Score | | | | |
| | | | | 44 | A | Tennessee | 2 10 | 57 | A | Western Caro. | 10 20 | 117 | H | UConn | 1 17 | | | | |
| | | | | 44 | A | Tennessee | 0 14 | 57 | A | Western Caro. | 6 7 | 128 | H | Hartford | 1 8 | | | | |
| | | | | | | | | 57 | A | Western Caro. | 4 6 | 152 | N | Saint Louis | 4 1 | | | | |
| | | | | | | | | 64 | H | Saint Joseph's | 2 12 | 153 | A | Delaware | 13 14 | | | | |
| | | | | | | | | 64 | H | Saint Joseph's | 7 13 | 153 | A | Delaware | 18 6 | | | | |
| | | | | | | | | 64 | H | Saint Joseph's | 4 6 | 155 | A | Richmond | 6 3 | | | | |
| | | | | | | | | 64 | N | Saint Joseph's | 3 10 | 155 | A | Richmond | 4 8 | | | | |
| | | | | | | | | 70 | A | Campbell | 6 10 | 155 | A | Richmond | 4 3 | | | | |
| | | | | | | | | 70 | A | Campbell | 4 9 | 187 | N | Akron | 1 7 | | | | |
| | | | | | | | | 70 | A | Campbell | 2 9 | 187 | N | Akron | 7 8 | | | | |
| | | | | | | | | 83 | A | VCU | 3 4 | 216 | A | Dayton | 0 5 | | | | |
| | | | | | | | | 83 | A | VCU | 6 3 | 216 | A | Dayton | 7 9 | | | | |
| | | | | | | | | 83 | A | VCU | 1 11 | 216 | A | Dayton | 8 5 | | | | |
| | | | | | | | | 84 | A | Duke | 1 6 | 227 | H | Lehigh | 6 5 | | | | |
| | | | | | | | | | | | | 243 | H | Villanova | 11 9 | | | | |
| | | | | | | | | | | | | 243 | H | Villanova | 3 6 | | | | |
| | | | | | | | | | | | | 246 | H | Massachusetts | 6 8 | | | | |
| | | | | | | | | | | | | 246 | H | Massachusetts | 6 7 | | | | |
| | | | | | | | | | | | | 246 | H | Massachusetts | 3 0 | | | | |
| | | | | | | | | | | | | 250 | A | Fordham | 2 6 | | | | |
| | | | | | | | | | | | | 250 | A | Fordham | 10 9 | | | | |
| | | | | | | | | | | | | 250 | A | Fordham | 0 13 | | | | |
| | | | | | | | | | | | | 261 | A | USC Upstate | 12 5 | | | | |
| | | | | | | | | | | | | 261 | A | USC Upstate | 5 6 | | | | |
| | | | | | | | | | | | | 261 | A | USC Upstate | 9 11 | | | | |
| | | | | | | | | | | | | 261 | H | George Washington | 5 1 | | | | |
| | | | | | | | | | | | | 261 | H | George Washington | 1 3 | | | | |
| LAST 15 GAMES | | | | | | | | | | | | | | | | | | | |
| | | | | 216 | A | Dayton | 7 9 | 64 | H | Saint Joseph's | 2 12 | 261 | A | USC Upstate | 12 5 | | | | |
| | | | | 216 | A | Dayton | 0 5 | 64 | H | Saint Joseph's | 4 6 | 261 | A | USC Upstate | 5 6 | | | | |
| | | | | 216 | A | Dayton | 8 5 | 64 | N | Saint Joseph's | 3 10 | 261 | A | USC Upstate | 9 11 | | | | |
| | | | | 250 | A | Fordham | 10 9 | | | | | 261 | H | George Washington | 5 1 | | | | |
| | | | | 250 | A | Fordham | 0 13 | | | | | 261 | H | George Washington | 1 3 | | | | |

Non-Div. I Games:

La Salle

| | | |
|---------------------|---|----|
| 250 A Fordham | 2 | 6 |
| 64 H Saint Joseph's | 7 | 13 |

| RPI | S | Opponent | Score | |
|-----|---|-------------------|-------|---|
| 261 | H | George Washington | 6 | 8 |
| 270 | H | Rhode Island | 3 | 2 |

La Salle

L
a
S
a
l
l
e

L
a
S
a
l
l
e

| Average RPI Win: 223 | | WON-LOST | WINNING | LAST 15 | STRENGTH OF | | OPP. STRENGTH | TEAM | ADJ | CONF. | ADJ CONF. |
|-----------------------|----------|----------|-----------|----------------|-------------|-------|----------------|-------|-------------|---------------|-----------|
| Average RPI Loss: 169 | | RECORD | PCT. RANK | GAMES | SCHEDULE | | OF SCHEDULE | RPI | RPI | RPI | RPI |
| DIV. I ONLY | | 21-27-0 | .4375 | 195 | 8-7-0 | | 267 | 242 | 250 | .44834 | 25 |
| DIV. I NON-CONF. | | 10-14-0 | .41667 | 203 | 1-2-0 | | 250 | 266 | 255 | .44672 | 24 |
| TOTALS | | RPI 1-25 | RPI 26-50 | | W-L RECORDS | | RPI 51-100 | | RPI 101-150 | | RPI 150+ |
| 21-27-0 | 0-0-0 | 0-1-0 | | OVERALL | | 0-4-0 | | 4-5-0 | | 17-17-0 | |
| 13-10-0 | 0-0-0 | 0-0-0 | | HOME | | 0-3-0 | | 3-2-0 | | 10-5-0 | |
| 7-16-0 | 0-0-0 | 0-1-0 | | AWAY | | 0-1-0 | | 0-3-0 | | 7-11-0 | |
| 1-1-0 | 0-0-0 | 0-0-0 | | NEUTRAL | | 0-0-0 | | 1-0-0 | | 0-1-0 | |
| 10-14-0 | 0-0-0 | 0-1-0 | | NON-CONFERENCE | | 0-1-0 | | 4-5-0 | | 6-7-0 | |
| 7-4-0 | 0-0-0 | 0-0-0 | | HOME | | 0-0-0 | | 3-2-0 | | 4-2-0 | |
| 2-9-0 | 0-0-0 | 0-0- | | AWAY | | 0-1-0 | | 0-3-0 | | 2-4-0 | |
| 1-1-0 | 0-0-0 | 0-0-0 | | NEUTRAL | | 0-0-0 | | 1-0-0 | | 0-1-0 | |
| 11-13-0 | 0-0-0 | 0-0-0 | | CONFERENCE | | 0-3-0 | | 0-0-0 | | 11-10-0 | |
| 6-6-0 | 0-0-0 | 0-0-0 | | HOME | | 0-3-0 | | 0-0-0 | | 6-3-0 | |
| 5-7-0 | 0-0-0 | 0-0-0 | | AWAY | | 0-0-0 | | 0-0-0 | | 5-7-0 | |
| 0-0-0 | 0-0-0 | 0-0-0 | | NEUTRAL | | 0-0-0 | | 0-0-0 | | 0-0-0 | |
| RPI S | Opponent | Score | RPI S | Opponent | Score | RPI S | Opponent | Score | RPI S | Opponent | Score |
| | | | 43 A | Columbia | 5 7 | 64 H | Saint Joseph's | 1 13 | 116 A | Stony Brook | 0 10 |
| | | | | | | 64 H | Saint Joseph's | 3 4 | 116 A | Stony Brook | 9 10 |
| | | | | | | 64 H | Saint Joseph's | 1 17 | 116 A | Stony Brook | 0 6 |
| | | | | | | 79 A | Rutgers | 3 13 | 129 N | Pittsburgh | 9 2 |
| | | | | | | | | | 141 H | Sacred Heart | 2 4 |
| | | | | | | | | | 141 H | Sacred Heart | 7 6 |
| | | | | | | | | | 141 H | Sacred Heart | 0 6 |
| | | | | | | | | | 146 H | Fairfield | 5 4 |
| | | | | | | | | | 147 H | Army | 5 4 |
| | | | | | | | | | 152 A | Saint Louis | 1 11 |
| | | | | | | | | | 152 A | Saint Louis | 4 7 |
| | | | | | | | | | 152 A | Saint Louis | 1 6 |
| | | | | | | | | | 153 A | Delaware | 1 3 |
| | | | | | | | | | 153 A | Delaware | 5 3 |
| | | | | | | | | | 153 A | Delaware | 7 5 |
| | | | | | | | | | 154 A | George Mason | 8 5 |
| | | | | | | | | | 154 A | George Mason | 0 6 |
| | | | | | | | | | 154 A | George Mason | 4 7 |
| | | | | | | | | | 205 A | Wofford | 3 5 |
| | | | | | | | | | 216 H | Dayton | 5 4 |
| | | | | | | | | | 216 H | Dayton | 6 3 |
| | | | | | | | | | 216 H | Dayton | 3 6 |
| | | | | | | | | | 229 A | Hofstra | 4 11 |
| | | | | | | | | | 233 H | Siena | 0 4 |
| | | | | | | | | | 234 N | Presbyterian | 3 9 |
| | | | | | | | | | 237 H | Quinnipiac | 8 6 |
| | | | | | | | | | 246 H | Massachusetts | 1 4 |
| LAST 15 GAMES | | | 152 A | Saint Louis | 1 6 | 246 H | Massachusetts | 5 3 | 229 A | Hofstra | 4 11 |
| | | | 152 A | Saint Louis | 4 7 | 246 H | Massachusetts | 10 5 | 233 H | Siena | 0 4 |
| | | | 152 A | Saint Louis | 1 11 | 43 A | Columbia | 5 7 | 234 N | Presbyterian | 3 9 |
| | | | 249 H | La Salle | 9 10 | | | | 237 H | Quinnipiac | 8 6 |
| | | | 249 H | La Salle | 13 0 | | | | 246 H | Massachusetts | 1 4 |

Non-Div. I Games:

Fordham

| | | |
|---------------------|---|---|
| 249 H La Salle | 6 | 2 |
| 246 H Massachusetts | 1 | 4 |

| RPI | S | Opponent | Score | |
|-----|---|-----------------|-------|----|
| 246 | H | Massachusetts | 5 | 3 |
| 246 | H | Massachusetts | 10 | 5 |
| 249 | H | La Salle | 9 | 10 |
| 249 | H | La Salle | 6 | 2 |
| 249 | H | La Salle | 13 | 0 |
| 270 | A | Rhode Island | 3 | 0 |
| 270 | A | Rhode Island | 0 | 2 |
| 270 | A | Rhode Island | 6 | 8 |
| 275 | A | Manhattan | 2 | 6 |
| 279 | H | Albany (NY) | 8 | 2 |
| 281 | H | Marist | 0 | 9 |
| 283 | A | St. Bonaventure | 15 | 8 |
| 283 | A | St. Bonaventure | 8 | 1 |
| 283 | A | St. Bonaventure | 14 | 8 |
| 302 | H | NYIT | 7 | 6 |
| 302 | H | NYIT | 11 | 8 |

Fordham

F
o
r
d
h
a
m

F
o
r
d
h
a
m

Butler

Butler

| | | |
|----------------|---|---|
| 77 A Creighton | 2 | 4 |
| 77 A Creighton | 1 | 8 |

Through Games Of May 11, 2014

| RPI | S | Opponent | Score | |
|-----|---|----------|-------|---|
| 266 | H | IPFW | 9 | 3 |

B
u
t
l
e
r

B
u
t
l
e
r

Butler

| Average RPI Win: 177 | | WON-LOST | WINNING | LAST 15 | STRENGTH OF | | OPP. STRENGTH | TEAM | ADJ | CONF. | ADJ CONF. |
|-----------------------|----------|----------|-----------|--------------|----------------|-------|---------------|-------|-------------|------------------|-----------|
| Average RPI Loss: 135 | | RECORD | PCT. RANK | GAMES | SCHEDULE | | OF SCHEDULE | RPI | RPI | RPI | RPI |
| DIV. I ONLY | | 14-34-0 | .29167 | 277 | 3-12-0 | | 166 | 160 | 254 | .44482 | 252 |
| DIV. I NON-CONF. | | 8-16-0 | .33333 | 239 | 2-1-0 | | 204 | 170 | 239 | .45888 | 238 |
| TOTALS | | RPI 1-25 | RPI 26-50 | | W-L RECORDS | | RPI 51-100 | | RPI 101-150 | | RPI 150+ |
| 14-34-0 | | 0-0-0 | 0-3-0 | | OVERALL | | 1-11-0 | | 1-4-0 | | 12-16-0 |
| 8-14-0 | | 0-0-0 | 0-0-0 | | HOME | | 1-6-0 | | 1-0-0 | | 6-8-0 |
| 6-20-0 | | 0-0-0 | 0-3-0 | | AWAY | | 0-5-0 | | 0-4-0 | | 6-8-0 |
| 0-0-0 | | 0-0-0 | 0-0-0 | | NEUTRAL | | 0-0-0 | | 0-0-0 | | 0-0-0 |
| 8-16-0 | | 0-0-0 | 0-0-0 | | NON-CONFERENCE | | 1-5-0 | | 1-4-0 | | 6-7-0 |
| 4-3-0 | | 0-0-0 | 0-0-0 | | HOME | | 1-0-0 | | 1-0-0 | | 2-3-0 |
| 4-13-0 | | 0-0-0 | 0-0- | | AWAY | | 0-5-0 | | 0-4-0 | | 4-4-0 |
| 0-0-0 | | 0-0-0 | 0-0-0 | | NEUTRAL | | 0-0-0 | | 0-0-0 | | 0-0-0 |
| 6-18-0 | | 0-0-0 | 0-3-0 | | CONFERENCE | | 0-6-0 | | 0-0-0 | | 6-9-0 |
| 4-11-0 | | 0-0-0 | 0-0-0 | | HOME | | 0-6-0 | | 0-0-0 | | 4-5-0 |
| 2-7-0 | | 0-0-0 | 0-3-0 | | AWAY | | 0-0-0 | | 0-0-0 | | 2-4-0 |
| 0-0-0 | | 0-0-0 | 0-0-0 | | NEUTRAL | | 0-0-0 | | 0-0-0 | | 0-0-0 |
| RPI S | Opponent | Score | RPI S | Opponent | Score | RPI S | Opponent | Score | RPI S | Opponent | Score |
| | | | 27 A | Mercer | 4 12 | 55 H | Ball St. | 4 3 | 105 A | Xavier | 3 6 |
| | | | 27 A | Mercer | 2 8 | 65 A | San Diego | 3 13 | 105 H | Xavier | 17 8 |
| | | | 27 A | Mercer | 3 10 | 65 A | San Diego | 8 14 | 130 A | Loyola Marymount | 10 13 |
| | | | | | | 65 A | San Diego | 3 19 | 130 A | Loyola Marymount | 3 8 |
| | | | | | | 65 A | San Diego | 0 12 | 130 A | Loyola Marymount | 2 4 |
| | | | | | | 72 H | Kennesaw St. | 1 5 | 164 H | North Florida | 1 8 |
| | | | | | | 72 H | Kennesaw St. | 3 6 | 164 H | North Florida | 8 6 |
| | | | | | | 72 H | Kennesaw St. | 4 13 | 164 H | North Florida | 4 14 |
| | | | | | | 74 H | FGCU | 13 22 | 172 A | Lipscomb | 2 4 |
| | | | | | | 74 H | FGCU | 5 17 | 172 A | Lipscomb | 3 5 |
| | | | | | | 74 H | FGCU | 5 8 | 172 A | Lipscomb | 2 0 |
| | | | | | | 96 A | Miami (OH) | 6 7 | 173 A | Georgia St. | 2 13 |
| | | | | | | | | | 173 A | Georgia St. | 6 5 |
| | | | | | | | | | 173 A | Georgia St. | 4 3 |
| | | | | | | | | | 179 H | Stetson | 8 0 |
| | | | | | | | | | 179 H | Stetson | 2 6 |
| | | | | | | | | | 179 H | Stetson | 16 8 |
| | | | | | | | | | 182 A | Troy | 4 14 |
| | | | | | | | | | 182 A | Troy | 2 6 |
| | | | | | | | | | 182 A | Troy | 0 7 |
| | | | | | | | | | 182 A | Troy | 6 5 |
| | | | | | | | | | 195 A | East Tenn. St. | 3 6 |
| | | | | | | | | | 195 A | East Tenn. St. | 3 6 |
| | | | | | | | | | 195 A | East Tenn. St. | 13 11 |
| | | | | | | | | | 196 A | Eastern Ky. | 13 11 |
| | | | | | | | | | 196 H | Eastern Ky. | 6 9 |
| | | | | | | | | | 198 H | Morehead St. | 7 3 |
| LAST 15 GAMES | | | | | | | | | | | |
| | | | 72 H | Kennesaw St. | 4 13 | 172 A | Lipscomb | 2 0 | | | |
| | | | 72 H | Kennesaw St. | 3 6 | 172 A | Lipscomb | 2 4 | | | |
| | | | 72 H | Kennesaw St. | 1 5 | 172 A | Lipscomb | 3 5 | | | |
| | | | 251 H | Butler | 12 6 | | | | | | |
| | | | 74 H | FGCU | 13 22 | | | | | | |

Non-Div. I Games:

Northern Ky.

Northern Ky.

| | | | | |
|----|---|------|---|----|
| 74 | H | FGCU | 5 | 17 |
| 74 | H | FGCU | 5 | 8 |

Through Games Of May 11, 2014

| RPI | S | Opponent | Score | |
|-----|---|---------------|-------|----|
| 251 | H | Butler | 12 | 6 |
| 261 | H | USC Upstate | 2 | 3 |
| 261 | H | USC Upstate | 6 | 7 |
| 261 | H | USC Upstate | 4 | 3 |
| 273 | H | Eastern Mich. | 3 | 13 |
| 273 | H | Eastern Mich. | 2 | 13 |

Northern Ky.

N
o
r
t
h
e
r
n
K
y
.

N
o
r
t
h
e
r
n
K
y
.

[illegible]

Non-Div. I Games:

Fairleigh Dickinson

| | | | | |
|-----|---|--------------|---|----|
| 222 | A | LIU Brooklyn | 0 | 10 |
| 222 | A | LIU Brooklyn | 3 | 4 |

| RPI | S | Opponent | Score | |
|-----|---|-----------|-------|----|
| 242 | H | Lafayette | 2 | 6 |
| 242 | H | Lafayette | 4 | 11 |
| 286 | H | Iona | 4 | 3 |
| 291 | A | NJIT | 2 | 5 |
| 291 | A | NJIT | 3 | 2 |
| 291 | H | NJIT | 12 | 4 |
| 291 | H | NJIT | 11 | 8 |
| 291 | H | NJIT | 1 | 9 |

Fairleigh Dickinson

F
a
i
r
l
e
i
g
h
D
i
c
k
i
n
s
o
n

F
a
i
r
l
e
i
g
h
D
i
c
k
i
n
s
o
n

| Average RPI Win: | 163 | WON-LOST RECORD | WINNING PCT. RANK | LAST 15 GAMES | STRENGTH OF SCHEDULE | OPP. STRENGTH OF SCHEDULE | TEAM RPI | ADJ RPI | CONF. RPI | ADJ CONF. RPI | | |
|------------------|------------|-----------------|-------------------|----------------|----------------------|---------------------------|----------|-------------|------------|---------------|----|----|
| DIV. I ONLY | | 11-37-0 | .22917 | 294 | 4-11-0 | 85 | 153 | 256 | .44365 | 254 | 14 | 14 |
| DIV. I NON-CONF. | | 6-17-0 | .26087 | 270 | 0-3-0 | 26 | 143 | 209 | .47511 | 208 | 12 | 12 |
| <hr/> | | | | | | | | | | | | |
| TOTALS | RPI 1-25 | RPI 26-50 | | W-L RECORDS | | RPI 51-100 | | RPI 101-150 | | RPI 150+ | | |
| 11-37-0 | 0-7-0 | 0-6-0 | | OVERALL | | 2-2-0 | | 2-10-0 | | 7-12-0 | | |
| 6-16-0 | 0-3-0 | 0-3-0 | | HOME | | 1-2-0 | | 1-2-0 | | 4-6-0 | | |
| 4-19-0 | 0-4-0 | 0-3-0 | | AWAY | | 0-0-0 | | 1-8-0 | | 3-4-0 | | |
| 1-2-0 | 0-0-0 | 0-0-0 | | NEUTRAL | | 1-0-0 | | 0-0-0 | | 0-2-0 | | |
| 6-17-0 | 0-7-0 | 0-3-0 | | NON-CONFERENCE | | 1-0-0 | | 1-2-0 | | 4-5-0 | | |
| 2-8-0 | 0-3-0 | 0-3-0 | | HOME | | 0-0-0 | | 0-0-0 | | 2-2-0 | | |
| 3-7-0 | 0-4-0 | 0-0- | | AWAY | | 0-0-0 | | 1-2-0 | | 2-1-0 | | |
| 1-2-0 | 0-0-0 | 0-0-0 | | NEUTRAL | | 1-0-0 | | 0-0-0 | | 0-2-0 | | |
| 5-20-0 | 0-0-0 | 0-3-0 | | CONFERENCE | | 1-2-0 | | 1-8-0 | | 3-7-0 | | |
| 4-8-0 | 0-0-0 | 0-0-0 | | HOME | | 1-2-0 | | 1-2-0 | | 2-4-0 | | |
| 1-12-0 | 0-0-0 | 0-3-0 | | AWAY | | 0-0-0 | | 0-6-0 | | 1-3-0 | | |
| 0-0-0 | 0-0-0 | 0-0-0 | | NEUTRAL | | 0-0-0 | | 0-0-0 | | 0-0-0 | | |
| <hr/> | | | | | | | | | | | | |
| RPI S | Opponent | Score | | RPI S | Opponent | Score | | RPI S | Opponent | Score | | |
| 4 A | Oregon St. | 0 | 5 | 26 H | UC Irvine | 1 | 5 | 65 H | San Diego | 2 | 12 | |
| 4 H | Oregon St. | 6 | 9 | 26 H | UC Irvine | 2 | 6 | 65 H | San Diego | 2 | 13 | |
| 23 A | Washington | 6 | 7 | 26 H | UC Irvine | 3 | 5 | 65 H | San Diego | 10 | 9 | |
| 25 A | Oregon | 10 | 15 | 40 A | Pepperdine | 0 | 6 | 98 N | Kansas St. | 5 | 2 | |
| 25 A | Oregon | 2 | 8 | 40 A | Pepperdine | 0 | 1 | | | | | |
| 25 H | Oregon | 2 | 3 | 40 A | Pepperdine | 1 | 6 | | | | | |
| 25 H | Oregon | 0 | 3 | | | | | | | | | |
| | | | | | | | | | | | | |
| | | | | | | | | | | | | |
| | | | | | | | | | | | | |
| | | | | | | | | | | | | |
| | | | | | | | | | | | | |
| | | | | | | | | | | | | |
| | | | | | | | | | | | | |
| | | | | | | | | | | | | |
| | | | | | | | | | | | | |
| | | | | | | | | | | | | |
| | | | | | | | | | | | | |
| | | | | | | | | | | | | |
| | | | | | | | | | | | | |
| | | | | | | | | | | | | |
| | | | | | | | | | | | | |
| | | | | | | | | | | | | |
| | | | | | | | | | | | | |
| | | | | | | | | | | | | |
| | | | | | | | | | | | | |
| | | | | | | | | | | | | |
| | | | | | | | | | | | | |
| | | | | | | | | | | | | |
| | | | | | | | | | | | | |
| | | | | | | | | | | | | |
| | | | | | | | | | | | | |
| | | | | | | | | | | | | |
| | | | | | | | | | | | | |
| | | | | | | | | | | | | |
| | | | | | | | | | | | | |
| | | | | | | | | | | | | |
| | | | | | | | | | | | | |
| | | | | | | | | | | | | |
| | | | | | | | | | | | | |
| | | | | | | | | | | | | |
| | | | | | | | | | | | | |
| | | | | | | | | | | | | |
| | | | | | | | | | | | | |
| | | | | | | | | | | | | |
| | | | | | | | | | | | | |
| | | | | | | | | | | | | |
| | | | | | | | | | | | | |
| | | | | | | | | | | | | |
| | | | | | | | | | | | | |
| | | | | | | | | | | | | |
| | | | | | | | | | | | | |
| | | | | | | | | | | | | |
| | | | | | | | | | | | | |
| | | | | | | | | | | | | |
| | | | | | | | | | | | | |
| | | | | | | | | | | | | |
| | | | | | | | | | | | | |
| | | | | | | | | | | | | |
| | | | | | | | | | | | | |
| | | | | | | | | | | | | |
| | | | | | | | | | | | | |
| | | | | | | | | | | | | |
| | | | | | | | | | | | | |
| | | | | | | | | | | | | |
| | | | | | | | | | | | | |
| | | | | | | | | | | | | |
| | | | | | | | | | | | | |
| | | | | | | | | | | | | |
| | | | | | | | | | | | | |
| | | | | | | | | | | | | |
| | | | | | | | | | | | | |
| | | | | | | | | | | | | |
| | | | | | | | | | | | | |
| | | | | | | | | | | | | |
| | | | | | | | | | | | | |
| | | | | | | | | | | | | |
| | | | | | | | | | | | | |

Non-Div. I Games:

Portland

Portland

| | | | | |
|-----|---|---------------|---|---|
| 157 | H | San Francisco | 3 | 2 |
| 157 | H | San Francisco | 3 | 2 |

Through Games Of May 11, 2014

| RPI | S | Opponent | Score |
|-----|---|-----------------|-------|
| 263 | A | St. Mary's (CA) | 2 5 |
| 263 | H | St. Mary's (CA) | 2 6 |
| 263 | H | St. Mary's (CA) | 0 2 |
| 263 | H | St. Mary's (CA) | 3 5 |

Portland

P
o
r
t
l
a
n
d

P
o
r
t
l
a
n
d

| Average RPI Win: | 234 | WON-LOST RECORD | WINNING PCT. RANK | LAST 15 GAMES | STRENGTH OF SCHEDULE | OPP. STRENGTH OF SCHEDULE | TEAM RPI | ADJ RPI | CONF. RPI | ADJ CONF. RPI | | |
|------------------|------------|-----------------|-------------------|----------------|----------------------|---------------------------|----------|-------------|------------|---------------|----|----|
| DIV. I ONLY | | 19-27-0 | .41304 | 214 | 6-9-0 | 271 | 210 | 257 | .44267 | 255 | 26 | 26 |
| DIV. I NON-CONF. | | 8-16-0 | .33333 | 239 | 0-2-0 | 288 | 129 | 289 | .4086 | 288 | 25 | 25 |
| <hr/> | | | | | | | | | | | | |
| TOTALS | RPI 1-25 | RPI 26-50 | | W-L RECORDS | | RPI 51-100 | | RPI 101-150 | | RPI 150+ | | |
| 19-27-0 | 0-4-0 | 0-1-0 | | OVERALL | | 0-2-0 | | 1-5-0 | | 18-15-0 | | |
| 11-12-0 | 0-0-0 | 0-0-0 | | HOME | | 0-1-0 | | 0-3-0 | | 11-8-0 | | |
| 8-15-0 | 0-4-0 | 0-1-0 | | AWAY | | 0-1-0 | | 1-2-0 | | 7-7-0 | | |
| 0-0-0 | 0-0-0 | 0-0-0 | | NEUTRAL | | 0-0-0 | | 0-0-0 | | 0-0-0 | | |
| 8-16-0 | 0-4-0 | 0-1-0 | | NON-CONFERENCE | | 0-2-0 | | 0-0-0 | | 8-9-0 | | |
| 7-6-0 | 0-0-0 | 0-0-0 | | HOME | | 0-1-0 | | 0-0-0 | | 7-5-0 | | |
| 1-10-0 | 0-4-0 | 0-0- | | AWAY | | 0-1-0 | | 0-0-0 | | 1-4-0 | | |
| 0-0-0 | 0-0-0 | 0-0-0 | | NEUTRAL | | 0-0-0 | | 0-0-0 | | 0-0-0 | | |
| 11-11-0 | 0-0-0 | 0-0-0 | | CONFERENCE | | 0-0-0 | | 1-5-0 | | 10-6-0 | | |
| 4-6-0 | 0-0-0 | 0-0-0 | | HOME | | 0-0-0 | | 0-3-0 | | 4-3-0 | | |
| 7-5-0 | 0-0-0 | 0-0-0 | | AWAY | | 0-0-0 | | 1-2-0 | | 6-3-0 | | |
| 0-0-0 | 0-0-0 | 0-0-0 | | NEUTRAL | | 0-0-0 | | 0-0-0 | | 0-0-0 | | |
| <hr/> | | | | | | | | | | | | |
| RPI S | Opponent | Score | | RPI S | Opponent | Score | | RPI S | Opponent | Score | | |
| 14 A | Texas Tech | 3 | 5 | 41 A | Arizona St. | 0 | 2 | 53 A | New Mexico | 7 | 17 | |
| 14 A | Texas Tech | 4 | 14 | | | | | 53 H | New Mexico | 4 | 14 | |
| 14 A | Texas Tech | 7 | 8 | | | | | | | | | |
| 14 A | Texas Tech | 2 | 15 | | | | | | | | | |
| | | | | | | | | | | | | |
| | | | | | | | | | | | | |
| | | | | | | | | | | | | |
| | | | | | | | | | | | | |
| | | | | | | | | | | | | |
| | | | | | | | | | | | | |
| | | | | | | | | | | | | |
| | | | | | | | | | | | | |
| | | | | | | | | | | | | |
| | | | | | | | | | | | | |
| | | | | | | | | | | | | |
| | | | | | | | | | | | | |
| | | | | | | | | | | | | |
| | | | | | | | | | | | | |
| | | | | | | | | | | | | |
| | | | | | | | | | | | | |
| | | | | | | | | | | | | |
| | | | | | | | | | | | | |
| | | | | | | | | | | | | |
| | | | | | | | | | | | | |
| | | | | | | | | | | | | |
| | | | | | | | | | | | | |
| | | | | | | | | | | | | |
| | | | | | | | | | | | | |
| | | | | | | | | | | | | |
| | | | | | | | | | | | | |
| | | | | | | | | | | | | |
| | | | | | | | | | | | | |
| | | | | | | | | | | | | |
| | | | | | | | | | | | | |
| | | | | | | | | | | | | |
| | | | | | | | | | | | | |
| | | | | | | | | | | | | |
| | | | | | | | | | | | | |
| | | | | | | | | | | | | |
| | | | | | | | | | | | | |
| | | | | | | | | | | | | |
| | | | | | | | | | | | | |
| | | | | | | | | | | | | |
| | | | | | | | | | | | | |
| | | | | | | | | | | | | |
| | | | | | | | | | | | | |
| | | | | | | | | | | | | |
| | | | | | | | | | | | | |
| | | | | | | | | | | | | |
| | | | | | | | | | | | | |
| | | | | | | | | | | | | |
| | | | | | | | | | | | | |
| | | | | | | | | | | | | |
| | | | | | | | | | | | | |
| | | | | | | | | | | | | |
| | | | | | | | | | | | | |
| | | | | | | | | | | | | |
| | | | | | | | | | | | | |
| | | | | | | | | | | | | |
| | | | | | | | | | | | | |
| | | | | | | | | | | | | |
| | | | | | | | | | | | | |
| | | | | | | | | | | | | |
| | | | | | | | | | | | | |
| | | | | | | | | | | | | |
| | | | | | | | | | | | | |
| | | | | | | | | | | | | |
| | | | | | | | | | | | | |
| | | | | | | | | | | | | |
| | | | | | | | | | | | | |
| | | | | | | | | | | | | |
| | | | | | | | | | | | | |
| | | | | | | | | | | | | |
| | | | | | | | | | | | | |
| | | | | | | | | | | | | |
| | | | | | | | | | | | | |
| | | | | | | | | | | | | |
| | | | | | | | | | | | | |
| | | | | | | | | | | | | |

Non-Div. I Games:

New Mexico St.

| | | | | |
|-----|---|-------------|---|---|
| 180 | H | Utah Valley | 1 | 8 |
| 41 | A | Arizona St. | 0 | 2 |

| RPI | S | Opponent | Score | |
|-----|---|-----------------|-------|----|
| 248 | A | Bakersfield | 1 | 13 |
| 263 | H | St. Mary's (CA) | 8 | 6 |
| 263 | H | St. Mary's (CA) | 4 | 2 |
| 263 | H | St. Mary's (CA) | 14 | 2 |
| 263 | H | St. Mary's (CA) | 3 | 8 |
| 264 | H | Oakland | 3 | 8 |
| 264 | H | Oakland | 3 | 7 |
| 264 | H | Oakland | 11 | 14 |
| 264 | H | Oakland | 17 | 2 |
| 293 | A | Northern Colo. | 7 | 4 |
| 293 | A | Northern Colo. | 12 | 9 |
| 293 | A | Northern Colo. | 16 | 4 |

New Mexico St.

New Mexico St.

New Mexico St.

UMBC

| Average RPI Win: 252 | | WON-LOST | WINNING | LAST 15 | STRENGTH OF | | OPP. STRENGTH | TEAM | ADJ | CONF. | ADJ CONF. |
|-----------------------|----------|----------|-----------|----------------|-------------|-------|---------------|-------|-------------------|---------|-----------|
| Average RPI Loss: 153 | | RECORD | PCT. RANK | GAMES | SCHEDULE | | OF SCHEDULE | RPI | RPI | RPI | RPI |
| DIV. I ONLY | | 15-27-0 | .35714 | 245 | 6-9-0 | | 244 | 259 | 258 | .44083 | 256 |
| DIV. I NON-CONF. | | 9-12-0 | .42857 | 197 | 5-0-0 | | 187 | 255 | 185 | .48826 | 184 |
| TOTALS | | RPI 1-25 | RPI 26-50 | | W-L RECORDS | | RPI 51-100 | | RPI 101-150 | | RPI 150+ |
| 15-27-0 | 0-0-0 | 0-1-0 | | OVERALL | | 0-6-0 | | 1-8-0 | | 14-12-0 | |
| 6-10-0 | 0-0-0 | 0-0-0 | | HOME | | 0-0-0 | | 0-3-0 | | 6-7-0 | |
| 8-15-0 | 0-0-0 | 0-0-0 | | AWAY | | 0-6-0 | | 1-4-0 | | 7-5-0 | |
| 1-2-0 | 0-0-0 | 0-1-0 | | NEUTRAL | | 0-0-0 | | 0-1-0 | | 1-0-0 | |
| 9-12-0 | 0-0-0 | 0-1-0 | | NON-CONFERENCE | | 0-6-0 | | 1-2-0 | | 8-3-0 | |
| 3-1-0 | 0-0-0 | 0-0-0 | | HOME | | 0-0-0 | | 0-0-0 | | 3-1-0 | |
| 5-9-0 | 0-0-0 | 0-0- | | AWAY | | 0-6-0 | | 1-1-0 | | 4-2-0 | |
| 1-2-0 | 0-0-0 | 0-1-0 | | NEUTRAL | | 0-0-0 | | 0-1-0 | | 1-0-0 | |
| 6-15-0 | 0-0-0 | 0-0-0 | | CONFERENCE | | 0-0-0 | | 0-6-0 | | 6-9-0 | |
| 3-9-0 | 0-0-0 | 0-0-0 | | HOME | | 0-0-0 | | 0-3-0 | | 3-6-0 | |
| 3-6-0 | 0-0-0 | 0-0-0 | | AWAY | | 0-0-0 | | 0-3-0 | | 3-3-0 | |
| 0-0-0 | 0-0-0 | 0-0-0 | | NEUTRAL | | 0-0-0 | | 0-0-0 | | 0-0-0 | |
| RPI S | Opponent | Score | | RPI S | Opponent | Score | | RPI S | Opponent | Score | |
| | | | | 31 N | Maryland | 0 | 6 | 71 A | East Carolina | 0 | 6 |
| | | | | | | | | 71 A | East Carolina | 3 | 13 |
| | | | | | | | | 71 A | East Carolina | 1 | 2 |
| | | | | | | | | 85 A | William & Mary | 6 | 15 |
| | | | | | | | | 85 A | William & Mary | 1 | 2 |
| | | | | | | | | 85 A | William & Mary | 2 | 7 |
| | | | | | | | | 116 H | Stony Brook | 3 | 11 |
| | | | | | | | | 116 H | Stony Brook | 3 | 10 |
| | | | | | | | | 116 H | Stony Brook | 3 | 5 |
| | | | | | | | | 128 A | Hartford | 3 | 4 |
| | | | | | | | | 128 A | Hartford | 3 | 9 |
| | | | | | | | | 128 A | Hartford | 0 | 4 |
| | | | | | | | | 136 A | Towson | 13 | 8 |
| | | | | | | | | 145 A | Elon | 7 | 8 |
| | | | | | | | | 145 N | Elon | 1 | 3 |
| | | | | | | | | 160 A | Binghamton | 3 | 16 |
| | | | | | | | | 160 A | Binghamton | 3 | 7 |
| | | | | | | | | 160 A | Binghamton | 4 | 8 |
| | | | | | | | | 186 A | Coastal Caro. | 5 | 7 |
| | | | | | | | | 190 N | UNC Greensboro | 2 | 0 |
| | | | | | | | | 219 H | UMass Lowell | 1 | 5 |
| | | | | | | | | 219 H | UMass Lowell | 1 | 15 |
| | | | | | | | | 219 H | UMass Lowell | 8 | 12 |
| | | | | | | | | 225 A | Georgetown | 4 | 3 |
| | | | | | | | | 230 H | Maine | 1 | 4 |
| | | | | | | | | 230 H | Maine | 2 | 1 |
| | | | | | | | | 230 H | Maine | 7 | 6 |
| | | | | | | | | 245 A | Delaware St. | 9 | 16 |
| | | | | | | | | 245 H | Delaware St. | 17 | 5 |
| | | | | | | | | 258 A | Navy | 8 | 3 |
| | | | | | | | | 258 H | Navy | 7 | 9 |
| | | | | | | | | 261 A | George Washington | 8 | 2 |
| | | | | | | | | 279 A | Albany (NY) | 9 | 5 |
| LAST 15 GAMES | | | | | | | | | | | |
| | | | | 116 H | Stony Brook | 3 | 10 | 128 A | Hartford | 0 | 4 |
| | | | | 116 H | Stony Brook | 3 | 11 | 219 H | UMass Lowell | 8 | 12 |
| | | | | 116 H | Stony Brook | 3 | 5 | 219 H | UMass Lowell | 1 | 15 |
| | | | | 225 A | Georgetown | 4 | 3 | | | | |
| | | | | 136 A | Towson | 13 | 8 | | | | |

Non-Div. I Games:

UMBC

| | | | | |
|-----|---|----------|---|---|
| 128 | A | Hartford | 3 | 4 |
| 128 | A | Hartford | 3 | 9 |

| RPI | S | Opponent | Score | |
|-----|---|-------------|-------|---|
| 279 | A | Albany (NY) | 4 | 2 |
| 279 | A | Albany (NY) | 10 | 6 |
| 279 | H | Albany (NY) | 3 | 2 |
| 279 | H | Albany (NY) | 7 | 9 |
| 279 | H | Albany (NY) | 4 | 6 |
| 294 | H | UMES | 5 | 2 |
| 298 | A | Coppin St. | 3 | 0 |
| 298 | H | Coppin St. | 6 | 5 |

| | | | | | | | | | | | | | | | |
|-------------------|----------|-----------|-----------|---------------------|-------------|---------------|-------|-------------|--------|--------------------|-------|----|--|----|---|
| Average RPI Win: | 271 | WON-LOST | WINNING | LAST 15 | STRENGTH OF | OPP. STRENGTH | TEAM | ADJ | CONF. | ADJ CONF. | | | | | |
| Average RPI Loss: | 196 | RECORD | PCT. RANK | GAMES | SCHEDULE | OF SCHEDULE | RPI | RPI | RPI | RPI | | | | | |
| DIV. I ONLY | | 18-24-0 | .42857 | 201 | 8-6-0 | 245 | 301 | 259 | .43843 | 257 | 30 | 30 | | | |
| DIV. I NON-CONF. | | 2-12-0 | .14286 | 294 | 0-1-0 | 77 | 245 | 282 | .42291 | 282 | 30 | 30 | | | |
| <hr/> | | | | | | | | | | | | | | | |
| TOTALS | RPI 1-25 | RPI 26-50 | | W-L RECORDS | | RPI 51-100 | | RPI 101-150 | | RPI 150+ | | | | | |
| 18-24-0 | 0-0-0 | 0-0-0 | | OVERALL | | 1-6-0 | | 0-1-0 | | 17-17-0 | | | | | |
| 9-13-0 | 0-0-0 | 0-0-0 | | HOME | | 0-4-0 | | 0-0-0 | | 9-9-0 | | | | | |
| 8-9-0 | 0-0-0 | 0-0-0 | | AWAY | | 1-2-0 | | 0-0-0 | | 7-7-0 | | | | | |
| 1-2-0 | 0-0-0 | 0-0-0 | | NEUTRAL | | 0-0-0 | | 0-1-0 | | 1-1-0 | | | | | |
| <hr/> | | | | | | | | | | | | | | | |
| 2-12-0 | 0-0-0 | 0-0-0 | | NON-CONFERENCE | | 1-6-0 | | 0-1-0 | | 1-5-0 | | | | | |
| 1-6-0 | 0-0-0 | 0-0-0 | | HOME | | 0-4-0 | | 0-0-0 | | 1-2-0 | | | | | |
| 1-4-0 | 0-0-0 | 0-0- | | AWAY | | 1-2-0 | | 0-0-0 | | 0-2-0 | | | | | |
| 0-2-0 | 0-0-0 | 0-0-0 | | NEUTRAL | | 0-0-0 | | 0-1-0 | | 0-1-0 | | | | | |
| <hr/> | | | | | | | | | | | | | | | |
| 16-12-0 | 0-0-0 | 0-0-0 | | CONFERENCE | | 0-0-0 | | 0-0-0 | | 16-12-0 | | | | | |
| 8-7-0 | 0-0-0 | 0-0-0 | | HOME | | 0-0-0 | | 0-0-0 | | 8-7-0 | | | | | |
| 7-5-0 | 0-0-0 | 0-0-0 | | AWAY | | 0-0-0 | | 0-0-0 | | 7-5-0 | | | | | |
| 1-0-0 | 0-0-0 | 0-0-0 | | NEUTRAL | | 0-0-0 | | 0-0-0 | | 1-0-0 | | | | | |
| <hr/> | | | | | | | | | | | | | | | |
| RPI | S | Opponent | Score | RPI | S | Opponent | Score | RPI | S | Opponent | Score | | | | |
| | | | | 76 H Canisius | | | | 5 | 7 | 105 N Xavier | 5 | 6 | | | |
| | | | | 76 H Canisius | | | | 1 | 9 | 170 H Buffalo | 1 | 7 | | | |
| | | | | 76 H Canisius | | | | 1 | 12 | 181 A Furman | 2 | 5 | | | |
| | | | | 76 H Canisius | | | | 5 | 17 | 185 N Toledo | 3 | 11 | | | |
| | | | | 83 A VCU | | | | 1 | 13 | 223 A Longwood | 4 | 6 | | | |
| | | | | 84 A Duke | | | | 1 | 11 | 237 H Quinnipiac | 5 | 4 | | | |
| | | | | 85 A William & Mary | | | | 3 | 2 | 243 H Villanova | 10 | 13 | | | |
| | | | | | | | | | | 245 A Delaware St. | 2 | 4 | | | |
| | | | | | | | | | | 245 A Delaware St. | 5 | 8 | | | |
| | | | | | | | | | | 245 A Delaware St. | 8 | 16 | | | |
| | | | | | | | | | | 245 H Delaware St. | 10 | 14 | | | |
| | | | | | | | | | | 245 H Delaware St. | 7 | 5 | | | |
| | | | | | | | | | | 245 H Delaware St. | 10 | 19 | | | |
| | | | | | | | | | | 245 H Delaware St. | 8 | 18 | | | |
| | | | | | | | | | | 245 H Delaware St. | 2 | 1 | | | |
| | | | | | | | | | | 245 H Delaware St. | 1 | 12 | | | |
| | | | | | | | | | | 260 H Savannah St. | 14 | 4 | | | |
| | | | | | | | | | | 260 H Savannah St. | 2 | 0 | | | |
| | | | | | | | | | | 260 H Savannah St. | 3 | 5 | | | |
| | | | | | | | | | | 260 H Savannah St. | 1 | 4 | | | |
| | | | | | | 294 A UMES | 12 | 2 | | | | | | | |
| | | | | | | 294 A UMES | 15 | 1 | | | | | | | |
| | | | | | | 294 A UMES | 7 | 1 | | | | | | | |
| | | | | | | 294 A UMES | 13 | 3 | | | | | | | |
| | | | | | | 294 A UMES | 5 | 6 | | | | | | | |
| | | | | | | 294 A UMES | 4 | 2 | | | | | | | |
| | | | | | | 294 H UMES | 3 | 1 | | | | | | | |
| <hr/> | | | | | | | | | | | | | | | |
| | | | | LAST 15 GAMES | | | | | | | | | | | |
| | | | | 294 A UMES | | | | 15 | 1 | 298 A Coppin St. | | | | 0 | 3 |
| | | | | 294 A UMES | | | | 12 | 2 | 298 A Coppin St. | | | | 10 | 3 |
| | | | | 294 A UMES | | | | 7 | 1 | 298 N Coppin St. | | | | 7 | 2 |
| | | | | 245 A Delaware St. | | | | 8 | 16 | | | | | | |
| | | | | 245 A Delaware St. | | | | 5 | 8 | | | | | | |

| | | | |
|-------------------|------------|---|---|
| Non-Div. I Games: | Apprentice | 4 | 3 |
|-------------------|------------|---|---|

Norfolk St.

Norfolk St.

| | | |
|--------------------|---|---|
| 245 A Delaware St. | 2 | 4 |
| 298 A Coppin St. | 7 | 5 |

Through Games Of May 11, 2014

| RPI | S | Opponent | Score | |
|-----|---|------------|-------|---|
| 294 | H | UMES | 7 | 6 |
| 294 | H | UMES | 3 | 9 |
| 298 | A | Coppin St. | 7 | 5 |
| 298 | A | Coppin St. | 0 | 3 |
| 298 | A | Coppin St. | 10 | 3 |
| 298 | H | Coppin St. | 12 | 1 |
| 298 | H | Coppin St. | 1 | 0 |
| 298 | N | Coppin St. | 7 | 2 |

Norfolk St.

N
o
r
f
o
l
k
S
t
.

N
o
r
f
o
l
k
S
t
.

| Average RPI Win: | 223 | WON-LOST RECORD | WINNING PCT. RANK | LAST 15 GAMES | STRENGTH OF SCHEDULE | OPP. STRENGTH OF SCHEDULE | TEAM RPI | ADJ RPI | CONF. RPI | ADJ CONF. RPI | | |
|-------------------|----------|-----------------|-------------------|----------------|----------------------|---------------------------|----------|-------------|-----------|---------------|-------|----|
| Average RPI Loss: | 187 | | | | | | | | | | | |
| DIV. I ONLY | | 22-28-0 | .44 | 192 | 6-9-0 | 255 | 271 | 260 | .43777 | 258 | 24 | 24 |
| DIV. I NON-CONF. | | 13-15-0 | .46429 | 174 | 0-2-0 | 286 | 293 | 281 | .42513 | 281 | 28 | 28 |
| <hr/> | | | | | | | | | | | | |
| TOTALS | RPI 1-25 | RPI 26-50 | | W-L RECORDS | | RPI 51-100 | | RPI 101-150 | | RPI 150+ | | |
| 22-28-0 | 0-0-0 | 0-1-0 | | OVERALL | | 0-0-0 | | 2-11-0 | | 20-17-0 | | |
| 17-13-0 | 0-0-0 | 0-0-0 | | HOME | | 0-0-0 | | 2-4-0 | | 15-9-0 | | |
| 4-11-0 | 0-0-0 | 0-1-0 | | AWAY | | 0-0-0 | | 0-5-0 | | 4-6-0 | | |
| 1-4-0 | 0-0-0 | 0-0-0 | | NEUTRAL | | 0-0-0 | | 0-2-0 | | 1-2-0 | | |
| 13-15-0 | 0-0-0 | 0-1-0 | | NON-CONFERENCE | | 0-0-0 | | 1-1-0 | | 12-13-0 | | |
| 10-8-0 | 0-0-0 | 0-0-0 | | HOME | | 0-0-0 | | 1-1-0 | | 9-7-0 | | |
| 2-5-0 | 0-0-0 | 0-0- | | AWAY | | 0-0-0 | | 0-0-0 | | 2-4-0 | | |
| 1-2-0 | 0-0-0 | 0-0-0 | | NEUTRAL | | 0-0-0 | | 0-0-0 | | 1-2-0 | | |
| 9-14-0 | 0-0-0 | 0-0-0 | | CONFERENCE | | 0-0-0 | | 1-10-0 | | 8-4-0 | | |
| 7-5-0 | 0-0-0 | 0-0-0 | | HOME | | 0-0-0 | | 1-3-0 | | 6-2-0 | | |
| 2-7-0 | 0-0-0 | 0-0-0 | | AWAY | | 0-0-0 | | 0-5-0 | | 2-2-0 | | |
| 0-2-0 | 0-0-0 | 0-0-0 | | NEUTRAL | | 0-0-0 | | 0-2-0 | | 0-0-0 | | |
| RPI | S | Opponent | Score | RPI | S | Opponent | Score | RPI | S | Opponent | Score | |
| | | | | 31 | A | Maryland | 4 11 | 118 | A | Bucknell | 4 8 | |
| | | | | | | | | 118 | A | Bucknell | 2 5 | |
| | | | | | | | | 118 | A | Bucknell | 0 1 | |
| | | | | | | | | 118 | A | Bucknell | 1 4 | |
| | | | | | | | | 118 | A | Bucknell | 1 2 | |
| | | | | | | | | 118 | N | Bucknell | 4 8 | |
| | | | | | | | | 118 | N | Bucknell | 6 15 | |
| | | | | | | | | 135 | H | Penn | 2 1 | |
| | | | | | | | | 136 | H | Towson | 2 3 | |
| | | | | | | | | 147 | H | Army | 4 5 | |
| | | | | | | | | 147 | H | Army | 0 1 | |
| | | | | | | | | 147 | H | Army | 4 0 | |
| | | | | | | | | 147 | H | Army | 1 2 | |
| | | | | | | | | 203 | H | Monmouth | 4 3 | |
| | | | | | | | | 211 | H | Holy Cross | 3 6 | |
| | | | | | | | | 211 | H | Holy Cross | 3 1 | |
| | | | | | | | | 211 | H | Holy Cross | 13 2 | |
| | | | | | | | | 211 | H | Holy Cross | 1 6 | |
| | | | | | | | | 212 | H | Cornell | 2 3 | |
| | | | | | | | | 212 | H | Cornell | 2 4 | |
| | | | | | | | | 212 | H | Cornell | 4 2 | |
| | | | | | | | | 215 | A | Florida A&M | 3 7 | |
| | | | | | | | | 215 | A | Florida A&M | 2 3 | |
| | | | | | | | | 215 | A | Florida A&M | 2 0 | |
| | | | | | | | | 224 | H | Princeton | 0 1 | |
| | | | | | | | | 224 | H | Princeton | 9 4 | |
| | | | | | | | | 224 | H | Princeton | 2 4 | |
| LAST 15 GAMES | | | | | | | | 245 | A | Delaware St. | 8 13 | |
| | | | | 118 | A | Bucknell | 4 8 | 227 | H | Lehigh | 4 1 | |
| | | | | 118 | N | Bucknell | 4 8 | 227 | H | Lehigh | 2 1 | |
| | | | | 118 | N | Bucknell | 6 15 | | | | | |
| | | | | 147 | H | Army | 4 5 | | | | | |
| | | | | 147 | H | Army | 0 1 | | | | | |

Non-Div. I Games: Washington Col. 9 3

Navy

| | | |
|------------|---|---|
| 147 H Army | 1 | 2 |
| 147 H Army | 4 | 0 |

| RPI | S | Opponent | Score | |
|-----|---|--------------|-------|----|
| 224 | H | Princeton | 8 | 2 |
| 226 | N | Air Force | 3 | 0 |
| 226 | N | Air Force | 1 | 9 |
| 226 | N | Air Force | 0 | 2 |
| 227 | H | Lehigh | 7 | 2 |
| 227 | H | Lehigh | 2 | 1 |
| 227 | H | Lehigh | 4 | 1 |
| 227 | H | Lehigh | 3 | 2 |
| 237 | H | Quinnipiac | 3 | 4 |
| 237 | H | Quinnipiac | 15 | 0 |
| 237 | H | Quinnipiac | 3 | 2 |
| 237 | H | Quinnipiac | 8 | 4 |
| 242 | A | Lafayette | 7 | 9 |
| 242 | A | Lafayette | 9 | 8 |
| 242 | A | Lafayette | 6 | 0 |
| 242 | A | Lafayette | 4 | 5 |
| 245 | A | Delaware St. | 8 | 13 |
| 245 | H | Delaware St. | 12 | 1 |
| 256 | A | UMBC | 9 | 7 |
| 256 | H | UMBC | 3 | 8 |
| 294 | A | UMES | 7 | 8 |
| 294 | H | UMES | 4 | 10 |
| 298 | H | Coppin St. | 6 | 5 |

[illegible]

Non-Div. I Games:

UNC Asheville

| | | |
|--------------|---|---|
| 22 A Liberty | 3 | 4 |
| 22 A Liberty | 2 | 4 |

| RPI | S | Opponent | Score | |
|-----|---|--------------|-------|---|
| 234 | A | Presbyterian | 0 | 7 |
| 234 | A | Presbyterian | 6 | 9 |
| 261 | A | USC Upstate | 2 | 1 |
| 261 | H | USC Upstate | 9 | 4 |
| 290 | H | N.C. Central | 8 | 4 |

UNC Asheville

U
N
C
A
s
h
e
v
i
l
l
e

U
N
C
A
s
h
e
v
i
l
l
e

| Average RPI Win: | 244 | WON-LOST RECORD | WINNING PCT. RANK | LAST 15 GAMES | STRENGTH OF SCHEDULE | OPP. STRENGTH OF SCHEDULE | TEAM RPI | ADJ RPI | CONF. RPI | ADJ CONF. RPI | |
|------------------|----------|-----------------|-------------------|----------------|----------------------|---------------------------|----------|-------------|-----------|---------------|-------|
| DIV. I ONLY | 20-29-0 | .40816 | 218 | 8-7-0 | 288 | 284 | 263 | .43584 | 260 | 30 | 30 |
| DIV. I NON-CONF. | 7-14-0 | .33333 | 239 | 0-3-0 | 223 | 281 | 261 | .44245 | 261 | 30 | 30 |
| <hr/> | | | | | | | | | | | |
| TOTALS | RPI 1-25 | RPI 26-50 | | W-L RECORDS | | RPI 51-100 | | RPI 101-150 | | RPI 150+ | |
| 20-29-0 | 0-0-0 | 0-3-0 | | OVERALL | | 1-0-0 | | 0-0-0 | | 19-26-0 | |
| 9-10-0 | 0-0-0 | 0-0-0 | | HOME | | 0-0-0 | | 0-0-0 | | 9-10-0 | |
| 11-19-0 | 0-0-0 | 0-3-0 | | AWAY | | 1-0-0 | | 0-0-0 | | 10-16-0 | |
| 0-0-0 | 0-0-0 | 0-0-0 | | NEUTRAL | | 0-0-0 | | 0-0-0 | | 0-0-0 | |
| 7-14-0 | 0-0-0 | 0-3-0 | | NON-CONFERENCE | | 1-0-0 | | 0-0-0 | | 6-11-0 | |
| 4-3-0 | 0-0-0 | 0-0-0 | | HOME | | 0-0-0 | | 0-0-0 | | 4-3-0 | |
| 3-11-0 | 0-0-0 | 0-0- | | AWAY | | 1-0-0 | | 0-0-0 | | 2-8-0 | |
| 0-0-0 | 0-0-0 | 0-0-0 | | NEUTRAL | | 0-0-0 | | 0-0-0 | | 0-0-0 | |
| 13-15-0 | 0-0-0 | 0-0-0 | | CONFERENCE | | 0-0-0 | | 0-0-0 | | 13-15-0 | |
| 5-7-0 | 0-0-0 | 0-0-0 | | HOME | | 0-0-0 | | 0-0-0 | | 5-7-0 | |
| 8-8-0 | 0-0-0 | 0-0-0 | | AWAY | | 0-0-0 | | 0-0-0 | | 8-8-0 | |
| 0-0-0 | 0-0-0 | 0-0-0 | | NEUTRAL | | 0-0-0 | | 0-0-0 | | 0-0-0 | |
| RPI | S | Opponent | Score | RPI | S | Opponent | Score | RPI | S | Opponent | Score |
| | | | | 27 | A | Mercer | 4 5 | | | | |
| | | | | 34 | A | Georgia Tech | 1 12 | | | | |
| | | | | 45 | A | Georgia | 2 4 | | | | |
| | | | | | | | | | | | |
| | | | | | | | | | | | |
| | | | | | | | | | | | |
| | | | | | | | | | | | |
| | | | | | | | | | | | |
| | | | | | | | | | | | |
| | | | | | | | | | | | |
| | | | | | | | | | | | |
| | | | | | | | | | | | |
| | | | | | | | | | | | |
| | | | | | | | | | | | |
| | | | | | | | | | | | |
| | | | | | | | | | | | |
| | | | | | | | | | | | |
| | | | | | | | | | | | |
| | | | | | | | | | | | |
| | | | | | | | | | | | |
| | | | | | | | | | | | |
| | | | | | | | | | | | |
| | | | | | | | | | | | |
| | | | | | | | | | | | |
| | | | | | | | | | | | |
| | | | | | | | | | | | |
| | | | | | | | | | | | |
| | | | | | | | | | | | |
| | | | | | | | | | | | |
| | | | | | | | | | | | |
| | | | | | | | | | | | |
| | | | | | | | | | | | |
| | | | | | | | | | | | |
| | | | | | | | | | | | |
| | | | | | | | | | | | |
| | | | | | | | | | | | |
| | | | | | | | | | | | |
| | | | | | | | | | | | |
| | | | | | | | | | | | |
| | | | | | | | | | | | |
| | | | | | | | | | | | |
| | | | | | | | | | | | |
| | | | | | | | | | | | |
| | | | | | | | | | | | |
| | | | | | | | | | | | |
| | | | | | | | | | | | |
| | | | | | | | | | | | |
| | | | | | | | | | | | |
| | | | | | | | | | | | |
| | | | | | | | | | | | |
| | | | | | | | | | | | |
| | | | | | | | | | | | |
| | | | | | | | | | | | |
| | | | | | | | | | | | |
| | | | | | | | | | | | |
| | | | | | | | | | | | |
| | | | | | | | | | | | |
| | | | | | | | | | | | |
| | | | | | | | | | | | |
| | | | | | | | | | | | |
| | | | | | | | | | | | |
| | | | | | | | | | | | |
| | | | | | | | | | | | |
| | | | | | | | | | | | |
| | | | | | | | | | | | |
| | | | | | | | | | | | |
| | | | | | | | | | | | |
| | | | | | | | | | | | |
| | | | | | | | | | | | |
| | | | | | | | | | | | |
| | | | | | | | | | | | |
| | | | | | | | | | | | |
| | | | | | | | | | | | |
| | | | | | | | | | | | |
| | | | | | | | | | | | |
| | | | | | | | | | | | |
| | | | | | | | | | | | |
| | | | | | | | | | | | |
| | | | | | | | | | | | |
| | | | | | | | | | | | |
| | | | | | | | | | | | |
| | | | | | | | </ | | | | |

Non-Div. I Games:

Savannah St.

Savannah St.

| | | | | | |
|-----|---|------|-----|----|----|
| 278 | A | N.C. | A&T | 13 | 11 |
| 278 | A | N.C. | A&T | 17 | 7 |

Through Games Of May 11, 2014

| RPI | S | Opponent | Score | |
|-----|---|--------------|-------|----|
| 278 | A | N.C. A&T | 17 | 7 |
| 278 | A | N.C. A&T | 2 | 1 |
| 278 | A | N.C. A&T | 13 | 11 |
| 278 | H | N.C. A&T | 10 | 0 |
| 278 | H | N.C. A&T | 3 | 4 |
| 278 | H | N.C. A&T | 1 | 15 |
| 288 | A | Jackson St. | 2 | 6 |
| 288 | A | Jackson St. | 4 | 8 |
| 288 | A | Jackson St. | 3 | 4 |
| 290 | A | N.C. Central | 4 | 5 |
| 290 | A | N.C. Central | 8 | 9 |
| 290 | A | N.C. Central | 5 | 4 |
| 290 | H | N.C. Central | 6 | 3 |
| 290 | H | N.C. Central | 6 | 4 |
| 290 | H | N.C. Central | 5 | 3 |
| 297 | H | Chicago St. | 5 | 14 |
| 297 | H | Chicago St. | 7 | 4 |
| 297 | H | Chicago St. | 7 | 5 |

Savannah St.

S
a
v
a
n
n
a
h
S
t
.

S
a
v
a
n
n
a
h
S
t
.

| Average RPI Win: 229 | | WON-LOST | WINNING | LAST 15 | STRENGTH OF | | OPP. STRENGTH | TEAM | ADJ | | CONF. | ADJ CONF. | | | |
|-----------------------|---|----------|-----------|--------------------|----------------|---|---------------------|-------|-------------|---------------------|----------|------------------|-------|----|--|
| Average RPI Loss: 164 | | RECORD | PCT. RANK | GAMES | SCHEDULE | | OF SCHEDULE | RPI | RPI | RPI | RPI | | | | |
| DIV. I ONLY | | 18-29-0 | .38298 | 233 | 7-8-0 | | 228 | 253 | 264 | .43542 | 261 | 25 | | | |
| DIV. I NON-CONF. | | 8-15-0 | .34783 | 235 | 1-1-0 | | 266 | 289 | 291 | .40447 | 290 | 24 | | | |
| TOTALS | | RPI 1-25 | RPI 26-50 | | W-L RECORDS | | RPI 51-100 | | RPI 101-150 | | RPI 150+ | | | | |
| 18-29-0 | | 0-1-0 | 0-0-0 | | OVERALL | | 2-4-0 | | 0-4-0 | | 16-20-0 | | | | |
| 14-15-0 | | 0-0-0 | 0-0-0 | | HOME | | 1-2-0 | | 0-1-0 | | 13-12-0 | | | | |
| 4-14-0 | | 0-1-0 | 0-0-0 | | AWAY | | 1-2-0 | | 0-3-0 | | 3-8-0 | | | | |
| 0-0-0 | | 0-0-0 | 0-0-0 | | NEUTRAL | | 0-0-0 | | 0-0-0 | | 0-0-0 | | | | |
| 8-15-0 | | 0-1-0 | 0-0-0 | | NON-CONFERENCE | | 0-0-0 | | 0-4-0 | | 8-10-0 | | | | |
| 7-10-0 | | 0-0-0 | 0-0-0 | | HOME | | 0-0-0 | | 0-1-0 | | 7-9-0 | | | | |
| 1-5-0 | | 0-1-0 | 0-0- | | AWAY | | 0-0-0 | | 0-3-0 | | 1-1-0 | | | | |
| 0-0-0 | | 0-0-0 | 0-0-0 | | NEUTRAL | | 0-0-0 | | 0-0-0 | | 0-0-0 | | | | |
| 10-14-0 | | 0-0-0 | 0-0-0 | | CONFERENCE | | 2-4-0 | | 0-0-0 | | 8-10-0 | | | | |
| 7-5-0 | | 0-0-0 | 0-0-0 | | HOME | | 1-2-0 | | 0-0-0 | | 6-3-0 | | | | |
| 3-9-0 | | 0-0-0 | 0-0-0 | | AWAY | | 1-2-0 | | 0-0-0 | | 2-7-0 | | | | |
| 0-0-0 | | 0-0-0 | 0-0-0 | | NEUTRAL | | 0-0-0 | | 0-0-0 | | 0-0-0 | | | | |
| RPI | S | Opponent | Score | | RPI | S | Opponent | Score | | RPI | S | Opponent | Score | | |
| 1 | A | Virginia | 0 | 10 | | | | | | 106 | A | Southeastern La. | 1 | 6 | |
| | | | | | | | 64 H Saint Joseph's | 1 | 3 | 106 | A | Southeastern La. | 9 | 14 | |
| | | | | | | | 64 H Saint Joseph's | 4 | 3 | 106 | A | Southeastern La. | 3 | 9 | |
| | | | | | | | 83 A VCU | 2 | 4 | 136 | H | Towson | 3 | 5 | |
| | | | | | | | 83 A VCU | 2 | 4 | 152 | A | Saint Louis | 4 | 5 | |
| | | | | | | | 83 A VCU | 10 | 5 | 152 | A | Saint Louis | 4 | 10 | |
| | | | | | | | | | | 152 | A | Saint Louis | 4 | 10 | |
| | | | | | | | | | | 154 | H | George Mason | 4 | 3 | |
| | | | | | | | | | | 154 | H | George Mason | 3 | 7 | |
| | | | | | | | | | | 154 | H | George Mason | 3 | 10 | |
| | | | | | | | | | | 155 | A | Richmond | 1 | 3 | |
| | | | | | | | | | | 155 | A | Richmond | 2 | 6 | |
| | | | | | | | | | | 155 | A | Richmond | 3 | 6 | |
| | | | | | | | | | | 203 | H | Monmouth | 1 | 0 | |
| | | | | | | | | | | 203 | H | Monmouth | 5 | 6 | |
| | | | | | | | | | | 203 | H | Monmouth | 1 | 0 | |
| | | | | | | | | | | 212 | H | Cornell | 3 | 4 | |
| | | | | | | | | | | 212 | H | Cornell | 1 | 8 | |
| | | | | | | | | | | 212 | H | Cornell | 4 | 3 | |
| | | | | | | | | | | 212 | H | Cornell | 2 | 6 | |
| | | | | | | | | | | 225 | A | Georgetown | 6 | 7 | |
| | | | | | | | | | | 225 | H | Georgetown | 2 | 6 | |
| | | | | | | | | | | 242 | H | Lafayette | 2 | 4 | |
| | | | | | | | | | | 242 | H | Lafayette | 1 | 0 | |
| | | | | | | | | | | 242 | H | Lafayette | 2 | 3 | |
| | | | | | | | | | | 245 | H | Delaware St. | 5 | 7 | |
| | | | | | | | | | | 246 | H | Massachusetts | 4 | 6 | |
| | | | | LAST 15 GAMES | | | | | | | | | | | |
| | | | | 270 H Rhode Island | 7 | 3 | 155 A Richmond | 1 | 3 | 242 H Lafayette | 2 | 4 | | | |
| | | | | 270 H Rhode Island | 6 | 5 | 155 A Richmond | 3 | 6 | 242 H Lafayette | 1 | 0 | | | |
| | | | | 270 H Rhode Island | 7 | 6 | 294 A UMES | 14 | 1 | 242 H Lafayette | 2 | 3 | | | |
| | | | | 83 A VCU | 10 | 5 | | | | 245 H Delaware St. | 5 | 7 | | | |
| | | | | 83 A VCU | 2 | 4 | | | | 246 H Massachusetts | 4 | 6 | | | |

Non-Div. I Games:

George Washington

| | | | | |
|-----|---|----------|---|---|
| 83 | A | VCU | 2 | 4 |
| 155 | A | Richmond | 2 | 6 |

| RPI | S | Opponent | Score | |
|-----|---|---------------|-------|---|
| 246 | H | Massachusetts | 5 | 4 |
| 246 | H | Massachusetts | 3 | 2 |
| 249 | A | La Salle | 3 | 1 |
| 249 | A | La Salle | 8 | 6 |
| 249 | A | La Salle | 1 | 5 |
| 256 | H | UMBC | 2 | 8 |
| 270 | H | Rhode Island | 7 | 3 |
| 270 | H | Rhode Island | 7 | 6 |
| 270 | H | Rhode Island | 6 | 5 |
| 282 | H | Saint Peter's | 11 | 4 |
| 294 | A | UMES | 14 | 1 |
| 294 | H | UMES | 3 | 2 |
| 298 | H | Coppin St. | 10 | 4 |

G
e
o
r
g
e
W
a
s
h
i
n
g
t
o
n

G
e
o
r
g
e
W
a
s
h
i
n
g
t
o
n

| Average RPI Win: | | 180 | WON-LOST RECORD | | WINNING PCT. RANK | LAST 15 GAMES | | STRENGTH OF SCHEDULE | | OPP. STRENGTH OF SCHEDULE | TEAM RPI | ADJ RPI | CONF. RPI | ADJ CONF. RPI | | | |
|-------------------|---|----------------|-----------------|-----------|-------------------|----------------|--------|----------------------|-----|---------------------------|----------|----------|-----------|--------------------|----|-------|----|
| Average RPI Loss: | | 143 | | | | | | | | | | | | | | | |
| DIV. I ONLY | | | 15-36-0 | | .29412 | 275 | 3-12-0 | | 183 | 156 | 264 | .43542 | 261 | 16 | 16 | | |
| DIV. I NON-CONF. | | | 10-18-0 | | .35714 | 232 | 0-4-0 | | 193 | 177 | 264 | .4404 | 264 | 14 | 14 | | |
| TOTALS | | RPI 1-25 | | RPI 26-50 | | W-L RECORDS | | RPI 51-100 | | RPI 101-150 | | RPI 150+ | | | | | |
| 15-36-0 | | 1-1-0 | | 1-5-0 | | OVERALL | | 1-7-0 | | 0-1-0 | | 12-22-0 | | | | | |
| 11-18-0 | | 1-0-0 | | 1-2-0 | | HOME | | 1-6-0 | | 0-1-0 | | 8-9-0 | | | | | |
| 4-18-0 | | 0-1-0 | | 0-3-0 | | AWAY | | 0-1-0 | | 0-0-0 | | 4-13-0 | | | | | |
| 0-0-0 | | 0-0-0 | | 0-0-0 | | NEUTRAL | | 0-0-0 | | 0-0-0 | | 0-0-0 | | | | | |
| 10-18-0 | | 1-1-0 | | 1-2-0 | | NON-CONFERENCE | | 1-2-0 | | 0-1-0 | | 7-12-0 | | | | | |
| 9-9-0 | | 1-0-0 | | 1-2-0 | | HOME | | 1-1-0 | | 0-1-0 | | 6-5-0 | | | | | |
| 1-9-0 | | 0-1-0 | | 0-0- | | AWAY | | 0-1-0 | | 0-0-0 | | 1-7-0 | | | | | |
| 0-0-0 | | 0-0-0 | | 0-0-0 | | NEUTRAL | | 0-0-0 | | 0-0-0 | | 0-0-0 | | | | | |
| 5-18-0 | | 0-0-0 | | 0-3-0 | | CONFERENCE | | 0-5-0 | | 0-0-0 | | 5-10-0 | | | | | |
| 2-9-0 | | 0-0-0 | | 0-0-0 | | HOME | | 0-5-0 | | 0-0-0 | | 2-4-0 | | | | | |
| 3-9-0 | | 0-0-0 | | 0-3-0 | | AWAY | | 0-0-0 | | 0-0-0 | | 3-6-0 | | | | | |
| 0-0-0 | | 0-0-0 | | 0-0-0 | | NEUTRAL | | 0-0-0 | | 0-0-0 | | 0-0-0 | | | | | |
| RPI | S | Opponent | | Score | | RPI | S | Opponent | | Score | | RPI | S | Opponent | | Score | |
| 12 | A | South Carolina | | 1 | 6 | 27 | A | Mercer | | 5 | 11 | 55 | H | Ball St. | | 4 | 7 |
| 19 | H | Kentucky | | 8 | 6 | 27 | A | Mercer | | 1 | 3 | 72 | H | Kennesaw St. | | 3 | 12 |
| | | | | | | 27 | A | Mercer | | 0 | 3 | 72 | H | Kennesaw St. | | 1 | 6 |
| | | | | | | 36 | H | Bryant | | 8 | 7 | 73 | A | Col. of Charleston | | 3 | 5 |
| | | | | | | 36 | H | Bryant | | 2 | 13 | 73 | H | Col. of Charleston | | 2 | 1 |
| | | | | | | 36 | H | Bryant | | 4 | 21 | 74 | H | FGCU | | 0 | 4 |
| | | | | | | | | | | | | 74 | H | FGCU | | 0 | 8 |
| | | | | | | | | | | | | 74 | H | FGCU | | 5 | 17 |
| LAST 15 GAMES | | | | | | | | | | | | | | | | | |
| | | | | | | 161 | H | Jacksonville | | 7 | 11 | 12 | A | South Carolina | | 1 | 6 |
| | | | | | | 161 | H | Jacksonville | | 7 | 9 | 205 | A | Wofford | | 2 | 3 |
| | | | | | | 161 | H | Jacksonville | | 10 | 5 | 259 | A | UNC Asheville | | 4 | 9 |
| | | | | | | 73 | A | Col. of Charleston | | 3 | 5 | | | | | | |
| | | | | | | 195 | A | East Tenn. St. | | 2 | 5 | | | | | | |
| | | | | | | | | | | | | 210 | A | Winthrop | | 5 | 13 |
| | | | | | | | | | | | | 210 | H | Winthrop | | 3 | 2 |
| | | | | | | | | | | | | 216 | H | Dayton | | 13 | 2 |
| | | | | | | | | | | | | 234 | H | Presbyterian | | 1 | 5 |
| | | | | | | | | | | | | 249 | H | La Salle | | 6 | 5 |

Non-Div. I Games:

USC Upstate

| | | |
|----------------------|---|---|
| 195 A East Tenn. St. | 2 | 3 |
| 195 A East Tenn. St. | 4 | 8 |

| RPI | S | Opponent | Score | |
|-----|---|---------------|-------|----|
| 249 | H | La Salle | 11 | 9 |
| 249 | H | La Salle | 5 | 12 |
| 251 | H | Butler | 7 | 6 |
| 252 | A | Northern Ky. | 7 | 6 |
| 252 | A | Northern Ky. | 3 | 2 |
| 252 | A | Northern Ky. | 3 | 4 |
| 259 | A | UNC Asheville | 4 | 9 |
| 259 | H | UNC Asheville | 1 | 2 |

[illegible]

Non-Div. I Games:

St. Mary's (CA)

| | | | | |
|----|---|-----------|---|---|
| 65 | A | San Diego | 3 | 4 |
| 65 | A | San Diego | 2 | 6 |

| RPI | S | Opponent | Score | |
|-----|---|----------------|-------|----|
| 254 | A | Portland | 2 | 0 |
| 254 | A | Portland | 6 | 2 |
| 254 | H | Portland | 5 | 2 |
| 255 | A | New Mexico St. | 2 | 14 |
| 255 | A | New Mexico St. | 6 | 8 |
| 255 | A | New Mexico St. | 2 | 4 |
| 255 | A | New Mexico St. | 8 | 3 |

| Average RPI Win: 222 | | WON-LOST | WINNING | LAST 15 | STRENGTH OF | | OPP. STRENGTH | TEAM | ADJ | CONF. | ADJ CONF. |
|-----------------------|--------------|----------|------------|----------------|---------------|-------|---------------|--------|----------------|--------|-----------|
| Average RPI Loss: 168 | | RECORD | PCT. RANK | GAMES | SCHEDULE | | OF SCHEDULE | RPI | RPI | RPI | RPI |
| DIV. I ONLY | | 10-30-0 | .25 291 | 4-11-0 | 190 | | 286 | 268 | .43461 264 | 28 | 28 |
| DIV. I NON-CONF. | | 5-14-0 | .26316 269 | 0-3-0 | 47 | | 270 | 171 | .49297 171 | 26 | 26 |
| TOTALS | | RPI 1-25 | RPI 26-50 | | W-L RECORDS | | RPI 51-100 | | RPI 101-150 | | RPI 150+ |
| 10-30-0 | 1-3-0 | 0-0-0 | | OVERALL | | 0-0-0 | | 1-12-0 | | 8-15-0 | |
| 3-7-0 | 0-0-0 | 0-0-0 | | HOME | | 0-0-0 | | 0-4-0 | | 3-3-0 | |
| 7-23-0 | 1-3-0 | 0-0-0 | | AWAY | | 0-0-0 | | 1-8-0 | | 5-12-0 | |
| 0-0-0 | 0-0-0 | 0-0-0 | | NEUTRAL | | 0-0-0 | | 0-0-0 | | 0-0-0 | |
| 5-14-0 | 1-3-0 | 0-0-0 | | NON-CONFERENCE | | 0-0-0 | | 1-6-0 | | 3-5-0 | |
| 0-1-0 | 0-0-0 | 0-0-0 | | HOME | | 0-0-0 | | 0-1-0 | | 0-0-0 | |
| 5-13-0 | 1-3-0 | 0-0-0 | | AWAY | | 0-0-0 | | 1-5-0 | | 3-5-0 | |
| 0-0-0 | 0-0-0 | 0-0-0 | | NEUTRAL | | 0-0-0 | | 0-0-0 | | 0-0-0 | |
| 5-16-0 | 0-0-0 | 0-0-0 | | CONFERENCE | | 0-0-0 | | 0-6-0 | | 5-10-0 | |
| 3-6-0 | 0-0-0 | 0-0-0 | | HOME | | 0-0-0 | | 0-3-0 | | 3-3-0 | |
| 2-10-0 | 0-0-0 | 0-0-0 | | AWAY | | 0-0-0 | | 0-3-0 | | 2-7-0 | |
| 0-0-0 | 0-0-0 | 0-0-0 | | NEUTRAL | | 0-0-0 | | 0-0-0 | | 0-0-0 | |
| RPI S | Opponent | Score | | RPI S | Opponent | Score | | RPI S | Opponent | Score | |
| 24 A | Oklahoma St. | 2 | 3 | | | | | 109 A | Michigan | 1 | 3 |
| 24 A | Oklahoma St. | 1 | 11 | | | | | 109 A | Michigan | 4 | 7 |
| 24 A | Oklahoma St. | 10 | 7 | | | | | 111 A | Michigan St. | 3 | 5 |
| 24 A | Oklahoma St. | 4 | 10 | | | | | 112 A | Wright St. | 4 | 5 |
| | | | | | | | | 112 A | Wright St. | 0 | 2 |
| | | | | | | | | 112 A | Wright St. | 2 | 5 |
| | | | | | | | | 112 H | Wright St. | 6 | 17 |
| | | | | | | | | 112 H | Wright St. | 6 | 8 |
| | | | | | | | | 112 H | Wright St. | 8 | 11 |
| | | | | | | | | 126 A | Central Mich. | 14 | 8 |
| | | | | | | | | 126 H | Central Mich. | 10 | 16 |
| | | | | | | | | 150 A | Kent St. | 5 | 16 |
| | | | | | | | | 150 A | Kent St. | 1 | 16 |
| | | | | | | | | 172 A | Lipscomb | 6 | 13 |
| | | | | | | | | 172 A | Lipscomb | 7 | 8 |
| | | | | | | | | 172 A | Lipscomb | 2 | 7 |
| | | | | | | | | 172 A | Lipscomb | 2 | 7 |
| | | | | | | | | 217 A | Valparaiso | 1 | 0 |
| | | | | | | | | 217 A | Valparaiso | 4 | 8 |
| | | | | | | | | 217 A | Valparaiso | 4 | 5 |
| | | | | | | | | 239 H | Ill.-Chicago | 15 | 3 |
| | | | | | | | | 239 H | Ill.-Chicago | 1 | 11 |
| | | | | | | | | 239 H | Ill.-Chicago | 6 | 16 |
| | | | | | | | | 255 A | New Mexico St. | 2 | 17 |
| | | | | | | | | 255 A | New Mexico St. | 7 | 3 |
| | | | | | | | | 255 A | New Mexico St. | 8 | 3 |
| | | | | | | | | 255 A | New Mexico St. | 14 | 11 |
| LAST 15 GAMES | | | | | | | | | | | |
| 285 H | Milwaukee | 6 | 14 | 126 H | Central Mich. | 10 | 16 | 239 H | Ill.-Chicago | 6 | 16 |
| 285 H | Milwaukee | 9 | 6 | 109 A | Michigan | 1 | 3 | 255 A | New Mexico St. | 2 | 17 |
| 285 H | Milwaukee | 8 | 1 | 112 H | Wright St. | 6 | 17 | 255 A | New Mexico St. | 7 | 3 |
| 109 A | Michigan | 4 | 7 | | | | | 255 A | New Mexico St. | 8 | 3 |
| 217 A | Valparaiso | 4 | 8 | | | | | 255 A | New Mexico St. | 14 | 11 |

Non-Div. I Games:

Oakland

| | | |
|------------------|---|---|
| 217 A Valparaiso | 1 | 0 |
| 217 A Valparaiso | 4 | 5 |

| RPI | S | Opponent | Score | |
|-----|---|----------------|-------|----|
| 280 | A | Youngstown St. | 0 | 5 |
| 280 | A | Youngstown St. | 4 | 5 |
| 280 | A | Youngstown St. | 4 | 1 |
| 285 | A | Milwaukee | 3 | 4 |
| 285 | A | Milwaukee | 2 | 8 |
| 285 | A | Milwaukee | 3 | 4 |
| 285 | H | Milwaukee | 8 | 1 |
| 285 | H | Milwaukee | 9 | 6 |
| 285 | H | Milwaukee | 6 | 14 |

Oakland

O
a
k
l
a
n
d

O
a
k
l
a
n
d

| Average RPI Win: 225 | | WON-LOST | WINNING | LAST 15 | STRENGTH OF | | OPP. STRENGTH | TEAM | ADJ | CONF. | ADJ CONF. |
|-----------------------|----------------|----------|----------------|----------------|----------------|-------|---------------------|-------|------------------|--------------|-----------|
| Average RPI Loss: 212 | | RECORD | PCT. RANK | GAMES | SCHEDULE | | OF SCHEDULE | RPI | RPI | RPI | RPI |
| DIV. I ONLY | | 15-22-0 | .40541 | 219 | 6-5-0 | | 294 | 266 | 261 | .43442 | 265 |
| DIV. I NON-CONF. | | 7-12-0 | .36842 | 226 | 0-2-0 | | 299 | 248 | 283 | .41929 | 284 |
| TOTALS | | RPI 1-25 | RPI 26-50 | | W-L RECORDS | | RPI 51-100 | | RPI 101-150 | | RPI 150+ |
| 15-22-0 | 0-0-0 | 0-0-0 | | OVERALL | | 1-3-0 | | 0-2-0 | | 14-17-0 | |
| 3-4-0 | 0-0-0 | 0-0-0 | | HOME | | 0-0-0 | | 0-0-0 | | 3-4-0 | |
| 9-15-0 | 0-0-0 | 0-0-0 | | AWAY | | 0-3-0 | | 0-1-0 | | 9-11-0 | |
| 3-3-0 | 0-0-0 | 0-0-0 | | NEUTRAL | | 1-0-0 | | 0-1-0 | | 2-2-0 | |
| 7-12-0 | 0-0-0 | 0-0-0 | | NON-CONFERENCE | | 1-3-0 | | 0-2-0 | | 6-7-0 | |
| 0-1-0 | 0-0-0 | 0-0-0 | | HOME | | 0-0-0 | | 0-0-0 | | 0-1-0 | |
| 4-8-0 | 0-0-0 | 0-0- | | AWAY | | 0-3-0 | | 0-1-0 | | 4-4-0 | |
| 3-3-0 | 0-0-0 | 0-0-0 | | NEUTRAL | | 1-0-0 | | 0-1-0 | | 2-2-0 | |
| 8-10-0 | 0-0-0 | 0-0-0 | | CONFERENCE | | 0-0-0 | | 0-0-0 | | 8-10-0 | |
| 3-3-0 | 0-0-0 | 0-0-0 | | HOME | | 0-0-0 | | 0-0-0 | | 3-3-0 | |
| 5-7-0 | 0-0-0 | 0-0-0 | | AWAY | | 0-0-0 | | 0-0-0 | | 5-7-0 | |
| 0-0-0 | 0-0-0 | 0-0-0 | | NEUTRAL | | 0-0-0 | | 0-0-0 | | 0-0-0 | |
| RPI S | Opponent | Score | RPI S | Opponent | Score | RPI S | Opponent | Score | RPI S | Opponent | Score |
| | | | | | | 56 N | Evansville | 9 8 | 121 A | Minnesota | 3 5 |
| | | | | | | 80 A | Southern California | 3 5 | 147 N | Army | 9 19 |
| | | | | | | 80 A | Southern California | 3 4 | 200 A | Western Ill. | 8 9 |
| | | | | | | 80 A | Southern California | 0 9 | 200 A | Western Ill. | 3 4 |
| | | | | | | | | | 200 H | Western Ill. | 4 2 |
| | | | | | | | | | 200 H | Western Ill. | 8 2 |
| | | | | | | | | | 200 H | Western Ill. | 5 6 |
| | | | | | | | | | 200 H | Western Ill. | 6 3 |
| | | | | | | | | | 208 A | Omaha | 8 6 |
| | | | | | | | | | 208 A | Omaha | 9 7 |
| | | | | | | | | | 208 A | Omaha | 5 4 |
| | | | | | | | | | 208 A | Omaha | 2 7 |
| | | | | | | | | | 208 H | Omaha | 0 10 |
| | | | | | | | | | 208 H | Omaha | 0 2 |
| | | | | | | | | | 222 N | LIU Brooklyn | 2 13 |
| | | | | | | | | | 230 N | Maine | 13 1 |
| | | | | | | | | | 236 A | Murray St. | 0 9 |
| | | | | | | | | | 236 A | Murray St. | 4 1 |
| | | | | | | | | | 236 A | Murray St. | 3 2 |
| | | | | | | | | | 266 A | IPFW | 12 0 |
| | | | | | | | | | 266 A | IPFW | 11 10 |
| | | | | | | | | | 266 A | IPFW | 2 8 |
| | | | | | | | | | 266 A | IPFW | 10 11 |
| | | | | | | | | | 266 A | IPFW | 4 8 |
| | | | | | | | | | 266 A | IPFW | 2 3 |
| | | | | | | | | | 271 A | North Dakota | 2 3 |
| | | | | | | | | | 271 H | North Dakota | 3 4 |
| Non-Div. I Games: | Winnipeg (CAN) | 11 3 | Winnipeg (CAN) | 12 1 | Winnipeg (CAN) | 18 2 | Dakota Wesleyan | 11 1 | North Dakota St. | | |
| | Minot St. | 5 0 | | | | | | | | | |

| | | | | |
|-----|---|--------------|---|---|
| 271 | H | North Dakota | 3 | 4 |
| 208 | A | Omaha | 5 | 4 |

| RPI | S | Opponent | Score | |
|-----|---|----------------|-------|---|
| 272 | N | Harvard | 15 | 2 |
| 272 | N | Harvard | 1 | 2 |
| 293 | A | Northern Colo. | 8 | 4 |
| 293 | A | Northern Colo. | 6 | 8 |
| 293 | A | Northern Colo. | 7 | 3 |
| 293 | A | Northern Colo. | 1 | 3 |

North Dakota St.

N
o
r
t
h
D
a
k
o
t
a
S
t
.

N
o
r
t
h
D
a
k
o
t
a
S
t
.

| Average RPI Win: | 218 | WON-LOST RECORD | WINNING PCT. RANK | LAST 15 GAMES | STRENGTH OF SCHEDULE | OPP. STRENGTH OF SCHEDULE | TEAM RPI | ADJ RPI | CONF. RPI | ADJ CONF. RPI | | |
|-----------------------------------|----------|-----------------|-------------------|----------------|----------------------|---------------------------|----------|-------------|-----------|------------------------|-------|----|
| DIV. I ONLY | | 17-31-0 | .35417 | 247 | 5-10-0 | 268 | 270 | 269 | .43324 | 266 | 27 | 27 |
| DIV. I NON-CONF. | | 6-16-0 | .27273 | 266 | 0-0-0 | 260 | 211 | 272 | .43311 | 272 | 29 | 29 |
| <hr/> | | | | | | | | | | | | |
| TOTALS | RPI 1-25 | RPI 26-50 | | W-L RECORDS | | RPI 51-100 | | RPI 101-150 | | RPI 150+ | | |
| 17-31-0 | 0-0-0 | 0-0-0 | | OVERALL | | 1-6-0 | | 1-0-0 | | 15-25-0 | | |
| 7-8-0 | 0-0-0 | 0-0-0 | | HOME | | 0-0-0 | | 0-0-0 | | 7-8-0 | | |
| 8-19-0 | 0-0-0 | 0-0-0 | | AWAY | | 0-3-0 | | 0-0-0 | | 8-16-0 | | |
| 2-4-0 | 0-0-0 | 0-0-0 | | NEUTRAL | | 1-3-0 | | 1-0-0 | | 0-1-0 | | |
| <hr/> | | | | | | | | | | | | |
| 6-16-0 | 0-0-0 | 0-0-0 | | NON-CONFERENCE | | 1-6-0 | | 1-0-0 | | 4-10-0 | | |
| 1-0-0 | 0-0-0 | 0-0-0 | | HOME | | 0-0-0 | | 0-0-0 | | 1-0-0 | | |
| 3-12-0 | 0-0-0 | 0-0- | | AWAY | | 0-3-0 | | 0-0-0 | | 3-9-0 | | |
| 2-4-0 | 0-0-0 | 0-0-0 | | NEUTRAL | | 1-3-0 | | 1-0-0 | | 0-1-0 | | |
| <hr/> | | | | | | | | | | | | |
| 11-15-0 | 0-0-0 | 0-0-0 | | CONFERENCE | | 0-0-0 | | 0-0-0 | | 11-15-0 | | |
| 6-8-0 | 0-0-0 | 0-0-0 | | HOME | | 0-0-0 | | 0-0-0 | | 6-8-0 | | |
| 5-7-0 | 0-0-0 | 0-0-0 | | AWAY | | 0-0-0 | | 0-0-0 | | 5-7-0 | | |
| 0-0-0 | 0-0-0 | 0-0-0 | | NEUTRAL | | 0-0-0 | | 0-0-0 | | 0-0-0 | | |
| <hr/> | | | | | | | | | | | | |
| RPI | S | Opponent | Score | RPI | S | Opponent | Score | RPI | S | Opponent | Score | |
| | | | | | | | | | | | | |
| | | | | | | 55 N Ball St. | 11 3 | | | 119 N Missouri | 11 8 | |
| | | | | | | 55 N Ball St. | 2 15 | | | 151 A Eastern Ill. | 8 15 | |
| | | | | | | 55 N Ball St. | 1 3 | | | 151 A Eastern Ill. | 14 3 | |
| | | | | | | 55 N Ball St. | 2 9 | | | 151 A Eastern Ill. | 5 10 | |
| | | | | | | 75 A Southeast Mo. St. | 4 6 | | | 156 A UALR | 1 3 | |
| | | | | | | 75 A Southeast Mo. St. | 6 7 | | | 197 A Purdue | 1 7 | |
| | | | | | | 75 A Southeast Mo. St. | 0 18 | | | 200 A Western Ill. | 7 6 | |
| | | | | | | | | | | 200 A Western Ill. | 2 9 | |
| | | | | | | | | | | 200 A Western Ill. | 4 5 | |
| | | | | | | | | | | 200 A Western Ill. | 2 3 | |
| | | | | | | | | | | 200 H Western Ill. | 0 3 | |
| | | | | | | | | | | 200 H Western Ill. | 14 21 | |
| | | | | | | | | | | 200 H Western Ill. | 9 8 | |
| | | | | | | | | | | 200 H Western Ill. | 9 11 | |
| | | | | | | | | | | 208 A Omaha | 10 6 | |
| | | | | | | | | | | 208 A Omaha | 4 3 | |
| | | | | | | | | | | 208 A Omaha | 3 6 | |
| | | | | | | | | | | 208 A Omaha | 5 8 | |
| | | | | | | | | | | 208 A Omaha | 6 13 | |
| | | | | | | | | | | 208 A Omaha | 5 3 | |
| | | | | | | | | | | 232 A South Dakota St. | 1 2 | |
| | | | | | | | | | | 232 A South Dakota St. | 9 5 | |
| | | | | | | | | | | 232 H South Dakota St. | 2 3 | |
| | | | | | | | | | | 232 H South Dakota St. | 12 2 | |
| | | | | | | | | | | 232 H South Dakota St. | 0 3 | |
| | | | | | | | | | | 232 H South Dakota St. | 1 11 | |
| | | | | | | | | | | 239 N Ill.-Chicago | 6 14 | |
| <hr/> | | | | | | | | | | | | |
| Non-Div. I Games: Holy Cross (IN) | | | | 17 | 5 | Holy Cross (IN) | | | | 13 | 0 | |

IPFW

| | | |
|------------------------|----|----|
| 265 H North Dakota St. | 0 | 12 |
| 265 H North Dakota St. | 10 | 11 |

Through Games Of May 11, 2014

| RPI | S | Opponent | Score | |
|-----|---|------------------|-------|----|
| 251 | A | Butler | 3 | 9 |
| 251 | A | Butler | 4 | 6 |
| 251 | A | Butler | 9 | 10 |
| 251 | H | Butler | 10 | 8 |
| 265 | H | North Dakota St. | 3 | 2 |
| 265 | H | North Dakota St. | 8 | 2 |
| 265 | H | North Dakota St. | 8 | 4 |
| 265 | H | North Dakota St. | 0 | 12 |
| 265 | H | North Dakota St. | 10 | 11 |
| 265 | H | North Dakota St. | 11 | 10 |
| 289 | A | Alabama A&M | 1 | 5 |
| 289 | A | Alabama A&M | 10 | 5 |
| 289 | A | Alabama A&M | 5 | 2 |
| 289 | A | Alabama A&M | 4 | 11 |

IPFW

I
P
F
W

I
P
F
W

| Average RPI Win: | | 210 | WON-LOST RECORD | | WINNING PCT. RANK | LAST 15 GAMES | | STRENGTH OF SCHEDULE | | OPP. STRENGTH OF SCHEDULE | TEAM RPI | ADJ RPI | CONF. RPI | ADJ CONF. RPI | | | |
|-------------------|---|---------------|-----------------|------------------------|-------------------|----------------|--------|----------------------|------------------------|---------------------------|----------|----------|-----------|--------------------------|----|-------|----|
| Average RPI Loss: | | 123 | | | | | | | | | | | | | | | |
| DIV. I ONLY | | | 10-35-0 | | .22222 | 297 | 0-14-0 | | 118 | 179 | 270 | .4323 | 267 | 17 | 17 | | |
| DIV. I NON-CONF. | | | 8-10-0 | | .44444 | 191 | 0-0-0 | | 152 | 149 | 214 | .47254 | 213 | 16 | 18 | | |
| TOTALS | | RPI 1-25 | | RPI 26-50 | | W-L RECORDS | | RPI 51-100 | | RPI 101-150 | | RPI 150+ | | | | | |
| 10-35-0 | | 1-5-0 | | 0-3-0 | | OVERALL | | 0-1-0 | | 1-16-0 | | 8-10-0 | | | | | |
| 5-19-0 | | 0-4-0 | | 0-3-0 | | HOME | | 0-1-0 | | 1-10-0 | | 4-1-0 | | | | | |
| 4-16-0 | | 1-1-0 | | 0-0-0 | | AWAY | | 0-0-0 | | 0-6-0 | | 3-9-0 | | | | | |
| 1-0-0 | | 0-0-0 | | 0-0-0 | | NEUTRAL | | 0-0-0 | | 0-0-0 | | 1-0-0 | | | | | |
| 8-10-0 | | 1-5-0 | | 0-0-0 | | NON-CONFERENCE | | 0-1-0 | | 1-1-0 | | 6-3-0 | | | | | |
| 5-7-0 | | 0-4-0 | | 0-0-0 | | HOME | | 0-1-0 | | 1-1-0 | | 4-1-0 | | | | | |
| 2-3-0 | | 1-1-0 | | 0-0- | | AWAY | | 0-0-0 | | 0-0-0 | | 1-2-0 | | | | | |
| 1-0-0 | | 0-0-0 | | 0-0-0 | | NEUTRAL | | 0-0-0 | | 0-0-0 | | 1-0-0 | | | | | |
| 2-25-0 | | 0-0-0 | | 0-3-0 | | CONFERENCE | | 0-0-0 | | 0-15-0 | | 2-7-0 | | | | | |
| 0-12-0 | | 0-0-0 | | 0-3-0 | | HOME | | 0-0-0 | | 0-9-0 | | 0-0-0 | | | | | |
| 2-13-0 | | 0-0-0 | | 0-0-0 | | AWAY | | 0-0-0 | | 0-6-0 | | 2-7-0 | | | | | |
| 0-0-0 | | 0-0-0 | | 0-0-0 | | NEUTRAL | | 0-0-0 | | 0-0-0 | | 0-0-0 | | | | | |
| RPI | S | Opponent | | Score | | RPI | S | Opponent | | Score | | RPI | S | Opponent | | Score | |
| 9 | A | La.-Lafayette | | 8 | 7 | 33 | H | Sam Houston St. | | 3 | 6 | 67 | H | Southern Miss. | | 7 | 9 |
| 17 | H | Indiana St. | | 7 | 8 | 33 | H | Sam Houston St. | | 4 | 14 | | | 106 H Southeastern La. | | 3 | 5 |
| 17 | H | Indiana St. | | 4 | 11 | 33 | H | Sam Houston St. | | 2 | 7 | | | 106 H Southeastern La. | | 3 | 10 |
| 17 | H | Indiana St. | | 3 | 10 | | | | | | | | | 108 H A&M-Corpus Christi | | 2 | 3 |
| 20 | A | LSU | | 0 | 2 | | | | | | | | | 108 H A&M-Corpus Christi | | 0 | 1 |
| 20 | H | LSU | | 4 | 7 | | | | | | | | | 108 H A&M-Corpus Christi | | 2 | 3 |
| | | | | | | | | | | | | | | 133 A Northwestern St. | | 3 | 4 |
| | | | | | | | | | | | | | | 133 A Northwestern St. | | 5 | 6 |
| | | | | | | | | | | | | | | 133 A Northwestern St. | | 2 | 4 |
| | | | | | | | | | | | | | | 137 H South Ala. | | 4 | 3 |
| | | | | | | | | | | | | | | 137 H South Ala. | | 0 | 5 |
| | | | | | | | | | | | | | | 140 H McNeese St. | | 8 | 10 |
| | | | | | | | | | | | | | | 140 H McNeese St. | | 3 | 5 |
| | | | | | | | | | | | | | | 140 H McNeese St. | | 6 | 8 |
| | | | | | | | | | | | | | | 144 A Nicholls St. | | 3 | 4 |
| | | | | | | | | | | | | | | 144 A Nicholls St. | | 4 | 7 |
| | | | | | | | | | | | | | | 144 H Nicholls St. | | 5 | 8 |
| | | | | | | | | | | | | | | 158 H Tulane | | 7 | 3 |
| | | | | | | | | | | | | | | 162 A Lamar | | 1 | 6 |
| | | | | | | | | | | | | | | 162 A Lamar | | 4 | 10 |
| | | | | | | | | | | | | | | 162 A Lamar | | 1 | 9 |
| | | | | | | | | | | | | | | 174 A Houston Baptist | | 2 | 1 |
| | | | | | | | | | | | | | | 174 A Houston Baptist | | 2 | 9 |
| | | | | | | | | | | | | | | 174 A Houston Baptist | | 1 | 6 |
| | | | | | | | | | | | | | | 182 A Troy | | 5 | 3 |
| | | | | | | | | | | | | | | 182 A Troy | | 1 | 3 |
| | | | | | | | | | | | | | | 182 A Troy | | 2 | 3 |
| LAST 15 GAMES | | | | | | | | | | | | | | | | | |
| | | | | 133 A Northwestern St. | 2 | 4 | | | 144 H Nicholls St. | 5 | 8 | | | 174 A Houston Baptist | 2 | 9 | |
| | | | | 133 A Northwestern St. | 5 | 6 | | | 144 A Nicholls St. | 4 | 7 | | | 174 A Houston Baptist | 1 | 6 | |
| | | | | 133 A Northwestern St. | 3 | 4 | | | 106 H Southeastern La. | 3 | 5 | | | 182 A Troy | 5 | 3 | |
| | | | | 140 H McNeese St. | 6 | 8 | | | | | | | | 182 A Troy | 1 | 3 | |
| | | | | 140 H McNeese St. | 8 | 10 | | | | | | | | 182 A Troy | 2 | 3 | |

Non-Div. I Games: Loyola (LA) 4 1

New Orleans

| | | |
|--------------------|---|---|
| 140 H McNeese St. | 3 | 5 |
| 144 A Nicholls St. | 3 | 4 |

| RPI | S | Opponent | Score | |
|-----|---|----------------|-------|---|
| 268 | A | Incarnate Word | 0 | 3 |
| 268 | A | Incarnate Word | 1 | 6 |
| 268 | A | Incarnate Word | 10 | 6 |
| 276 | H | Texas Southern | 1 | 3 |
| 276 | H | Texas Southern | 4 | 3 |
| 295 | H | Alcorn | 10 | 5 |
| 295 | H | Alcorn | 6 | 3 |
| 301 | N | Southern U. | 9 | 1 |

N
e
w
O
r
l
e
a
n
s

N
e
w
O
r
l
e
a
n
s

| Average RPI Win: | | 198 | WON-LOST RECORD | | WINNING PCT. RANK | | LAST 15 GAMES | | STRENGTH OF SCHEDULE | | OPP. STRENGTH OF SCHEDULE | | TEAM RPI | | ADJ RPI | | CONF. RPI | | ADJ CONF. RPI | | | |
|-------------------|---|--------------|-----------------|-----------|-------------------|------------------|---------------|------------|----------------------|-------------|---------------------------|----------|----------|--------------|---------|-------|-----------|-----|---------------|-------------------|----|----|
| Average RPI Loss: | | 154 | | | | | | | | | | | | | | | | | | | | |
| DIV. I ONLY | | | 15-32-0 | | .31915 | 263 | 4-11-0 | | 221 | | 199 | | 271 | | .43122 | 268 | 17 | | 17 | | | |
| DIV. I NON-CONF. | | | 9-15-0 | | .375 | 221 | 2-0-0 | | 186 | | 264 | | 260 | | .44303 | 260 | 16 | | 18 | | | |
| TOTALS | | RPI 1-25 | | RPI 26-50 | | W-L RECORDS | | RPI 51-100 | | RPI 101-150 | | RPI 150+ | | | | | | | | | | |
| 15-32-0 | | 0-1-0 | | 0-0-0 | | OVERALL | | 0-3-0 | | 6-17-0 | | 9-11-0 | | | | | | | | | | |
| 10-13-0 | | 0-0-0 | | 0-0-0 | | HOME | | 0-0-0 | | 3-7-0 | | 7-6-0 | | | | | | | | | | |
| 4-14-0 | | 0-0-0 | | 0-0-0 | | AWAY | | 0-3-0 | | 2-9-0 | | 2-2-0 | | | | | | | | | | |
| 1-5-0 | | 0-1-0 | | 0-0-0 | | NEUTRAL | | 0-0-0 | | 1-1-0 | | 0-3-0 | | | | | | | | | | |
| 9-15-0 | | 0-1-0 | | 0-0-0 | | NON-CONFERENCE | | 0-2-0 | | 3-5-0 | | 6-7-0 | | | | | | | | | | |
| 6-8-0 | | 0-0-0 | | 0-0-0 | | HOME | | 0-0-0 | | 1-3-0 | | 5-5-0 | | | | | | | | | | |
| 2-3-0 | | 0-0-0 | | 0-0- | | AWAY | | 0-2-0 | | 1-1-0 | | 1-0-0 | | | | | | | | | | |
| 1-4-0 | | 0-1-0 | | 0-0-0 | | NEUTRAL | | 0-0-0 | | 1-1-0 | | 0-2-0 | | | | | | | | | | |
| 6-17-0 | | 0-0-0 | | 0-0-0 | | CONFERENCE | | 0-1-0 | | 3-12-0 | | 3-4-0 | | | | | | | | | | |
| 4-5-0 | | 0-0-0 | | 0-0-0 | | HOME | | 0-0-0 | | 2-4-0 | | 2-1-0 | | | | | | | | | | |
| 2-11-0 | | 0-0-0 | | 0-0-0 | | AWAY | | 0-1-0 | | 1-8-0 | | 1-2-0 | | | | | | | | | | |
| 0-1-0 | | 0-0-0 | | 0-0-0 | | NEUTRAL | | 0-0-0 | | 0-0-0 | | 0-1-0 | | | | | | | | | | |
| RPI | S | Opponent | | Score | | RPI | S | Opponent | | Score | | RPI | S | Opponent | | Score | | | | | | |
| 24 | N | Oklahoma St. | | 5 | 10 | | | | | | | 78 | A | Oral Roberts | | 0 | 2 | 102 | A | UTSA | 4 | 10 |
| | | | | | | | | | | | | 95 | A | Baylor | | 3 | 4 | 106 | A | Southeastern La. | 0 | 3 |
| | | | | | | | | | | | | 95 | A | Baylor | | 2 | 5 | 106 | A | Southeastern La. | 5 | 3 |
| | | | | | | | | | | | | | | | | | | 106 | A | Southeastern La. | 4 | 5 |
| | | | | | | | | | | | | | | | | | | 113 | A | Texas-Arlington | 4 | 1 |
| | | | | | | | | | | | | | | | | | | 124 | A | Central Ark. | 1 | 9 |
| | | | | | | | | | | | | | | | | | | 124 | A | Central Ark. | 4 | 5 |
| | | | | | | | | | | | | | | | | | | 124 | A | Central Ark. | 3 | 6 |
| | | | | | | | | | | | | | | | | | | 126 | H | Central Mich. | 0 | 3 |
| | | | | | | | | | | | | | | | | | | 126 | H | Central Mich. | 4 | 6 |
| | | | | | | | | | | | | | | | | | | 126 | H | Central Mich. | 5 | 2 |
| | | | | | | | | | | | | | | | | | | 126 | H | Central Mich. | 1 | 12 |
| | | | | | | | | | | | | | | | | | | 133 | H | Northwestern St. | 6 | 8 |
| | | | | | | | | | | | | | | | | | | 133 | H | Northwestern St. | 4 | 7 |
| | | | | | | | | | | | | | | | | | | 133 | H | Northwestern St. | 3 | 2 |
| | | | | | | | | | | | | | | | | | | 140 | A | McNeese St. | 2 | 6 |
| | | | | | | | | | | | | | | | | | | 140 | A | McNeese St. | 5 | 6 |
| | | | | | | | | | | | | | | | | | | 140 | A | McNeese St. | 8 | 9 |
| | | | | | | | | | | | | | | | | | | 144 | H | Nicholls St. | 0 | 5 |
| | | | | | | | | | | | | | | | | | | 144 | H | Nicholls St. | 6 | 2 |
| | | | | | | | | | | | | | | | | | | 144 | H | Nicholls St. | 0 | 6 |
| | | | | | | | | | | | | | | | | | | 148 | N | Gonzaga | 1 | 6 |
| | | | | | | | | | | | | | | | | | | 148 | N | Gonzaga | 11 | 8 |
| | | | | | | | | | | | | | | | | | | 159 | N | Santa Clara | 3 | 16 |
| | | | | | | | | | | | | | | | | | | 166 | N | Stephen F. Austin | 5 | 12 |
| | | | | | | | | | | | | | | | | | | 194 | N | Notre Dame | 2 | 8 |
| | | | | | | | | | | | | | | | | | | 204 | A | Tex.-Pan American | 14 | 3 |
| LAST 15 GAMES | | | | | | | | | | | | | | | | | | | | | | |
| | | | | 124 | A | Central Ark. | 3 | 6 | | | | 140 | A | McNeese St. | 8 | 9 | | | | | | |
| | | | | 124 | A | Central Ark. | 4 | 5 | | | | 140 | A | McNeese St. | 5 | 6 | | | | | | |
| | | | | 124 | A | Central Ark. | 1 | 9 | | | | 140 | A | McNeese St. | 2 | 6 | | | | | | |
| | | | | 133 | H | Northwestern St. | 6 | 8 | | | | | | | | | | | | | | |
| | | | | 133 | H | Northwestern St. | 4 | 7 | | | | | | | | | | | | | | |

Non-Div. I Games:

Incarnate Word

| | | | | |
|-----|---|-------------------|---|---|
| 133 | H | Northwestern St. | 3 | 2 |
| 204 | H | Tex.-Pan American | 6 | 2 |

| RPI | S | Opponent | Score | |
|-----|---|-------------------|-------|----|
| 204 | H | Tex.-Pan American | 6 | 2 |
| 222 | H | LIU Brooklyn | 3 | 5 |
| 222 | H | LIU Brooklyn | 7 | 9 |
| 222 | H | LIU Brooklyn | 2 | 9 |
| 222 | H | LIU Brooklyn | 5 | 1 |
| 229 | H | Hofstra | 8 | 3 |
| 229 | H | Hofstra | 2 | 4 |
| 229 | H | Hofstra | 2 | 1 |
| 229 | H | Hofstra | 3 | 9 |
| 267 | H | New Orleans | 6 | 1 |
| 267 | H | New Orleans | 3 | 0 |
| 267 | H | New Orleans | 6 | 10 |
| 277 | A | Abilene Christian | 11 | 3 |
| 277 | A | Abilene Christian | 2 | 4 |
| 277 | A | Abilene Christian | 1 | 4 |
| 296 | H | Prairie View | 10 | 4 |

I
n
c
a
r
n
a
t
e
W
o
r
d

I
n
c
a
r
n
a
t
e
W
o
r
d

| Average RPI Win: 280 | | WON-LOST RECORD | | WINNING PCT. RANK | | LAST 15 GAMES | | STRENGTH OF SCHEDULE | | OPP. STRENGTH OF SCHEDULE | | TEAM RPI | | ADJ RPI | | CONF. RPI | | ADJ CONF. RPI | |
|----------------------|----------------|-----------------|----|-------------------|-----------|------------------|---|----------------------|--------------|---------------------------|----|---------------|----------------|------------|----|-----------|----|-----------------|--|
| DIV. I ONLY | | 20-24-0 | | .45455 181 | | 9-4-0 | | 295 | | 272 | | 266 | | .43077 269 | | 31 | | 31 | |
| DIV. I NON-CONF. | | 2-17-0 | | .10526 297 | | 2-2-0 | | 185 | | 5 | | 294 | | .39695 295 | | 31 | | 31 | |
| TOTALS | | RPI 1-25 | | RPI 26-50 | | W-L RECORDS | | RPI 51-100 | | RPI 101-150 | | RPI 150+ | | | | | | | |
| 20-24-0 | | 0-3-0 | | 0-0-0 | | OVERALL | | 0-4-0 | | 1-4-0 | | 19-13-0 | | | | | | | |
| 9-8-0 | | 0-0-0 | | 0-0-0 | | HOME | | 0-0-0 | | 1-3-0 | | 8-5-0 | | | | | | | |
| 11-14-0 | | 0-3-0 | | 0-0-0 | | AWAY | | 0-3-0 | | 0-1-0 | | 11-7-0 | | | | | | | |
| 0-2-0 | | 0-0-0 | | 0-0-0 | | NEUTRAL | | 0-1-0 | | 0-0-0 | | 0-1-0 | | | | | | | |
| 2-17-0 | | 0-3-0 | | 0-0-0 | | NON-CONFERENCE | | 0-4-0 | | 1-4-0 | | 1-6-0 | | | | | | | |
| 2-3-0 | | 0-0-0 | | 0-0-0 | | HOME | | 0-0-0 | | 1-3-0 | | 1-0-0 | | | | | | | |
| 0-12-0 | | 0-3-0 | | 0-0- | | AWAY | | 0-3-0 | | 0-1-0 | | 0-5-0 | | | | | | | |
| 0-2-0 | | 0-0-0 | | 0-0-0 | | NEUTRAL | | 0-1-0 | | 0-0-0 | | 0-1-0 | | | | | | | |
| 18-7-0 | | 0-0-0 | | 0-0-0 | | CONFERENCE | | 0-0-0 | | 0-0-0 | | 18-7-0 | | | | | | | |
| 7-5-0 | | 0-0-0 | | 0-0-0 | | HOME | | 0-0-0 | | 0-0-0 | | 7-5-0 | | | | | | | |
| 11-2-0 | | 0-0-0 | | 0-0-0 | | AWAY | | 0-0-0 | | 0-0-0 | | 11-2-0 | | | | | | | |
| 0-0-0 | | 0-0-0 | | 0-0-0 | | NEUTRAL | | 0-0-0 | | 0-0-0 | | 0-0-0 | | | | | | | |
| RPI S | Opponent | Score | | RPI S | Opponent | Score | | RPI S | Opponent | Score | | RPI S | Opponent | Score | | | | | |
| 14 A | Texas Tech | 1 | 5 | | | | | 66 N | California | 3 | 8 | 124 A | Central Ark. | 12 | 18 | | | | |
| 14 A | Texas Tech | 0 | 2 | | | | | 68 A | Auburn | 1 | 2 | 124 H | Central Ark. | 1 | 13 | | | | |
| 15 A | Ole Miss | 1 | 11 | | | | | 89 A | Oklahoma | 6 | 16 | 129 H | Pittsburgh | 5 | 0 | | | | |
| | | | | | | | | 89 A | Oklahoma | 0 | 11 | 129 H | Pittsburgh | 2 | 3 | | | | |
| | | | | | | | | | | | | 129 H | Pittsburgh | 2 | 4 | | | | |
| | | | | | | | | | | | | 156 A | UALR | 3 | 9 | | | | |
| | | | | | | | | | | | | 156 H | UALR | 6 | 5 | | | | |
| | | | | | | | | | | | | 158 A | Tulane | 2 | 3 | | | | |
| | | | | | | | | | | | | 158 A | Tulane | 0 | 7 | | | | |
| | | | | | | | | | | | | 158 A | Tulane | 4 | 11 | | | | |
| | | | | | | | | | | | | 158 A | Tulane | 1 | 3 | | | | |
| | | | | | | | | | | | | 195 N | East Tenn. St. | 3 | 7 | | | | |
| | | | | | | | | | | | | 276 A | Texas Southern | 12 | 7 | | | | |
| | | | | | | | | | | | | 276 A | Texas Southern | 4 | 10 | | | | |
| | | | | | | | | | | | | 276 A | Texas Southern | 7 | 1 | | | | |
| | | | | | | | | | | | | 276 H | Texas Southern | 2 | 5 | | | | |
| | | | | | | | | | | | | 276 H | Texas Southern | 9 | 2 | | | | |
| | | | | | | | | | | | | 276 H | Texas Southern | 8 | 9 | | | | |
| | | | | | | | | | | | | 295 A | Alcorn | 7 | 3 | | | | |
| | | | | | | | | | | | | 295 H | Alcorn | 17 | 3 | | | | |
| | | | | | | | | | | | | 296 A | Prairie View | 1 | 5 | | | | |
| | | | | | | | | | | | | 296 A | Prairie View | 6 | 3 | | | | |
| | | | | | | | | | | | | 296 A | Prairie View | 3 | 2 | | | | |
| | | | | | | | | | | | | 296 H | Prairie View | 3 | 0 | | | | |
| | | | | | | | | | | | | 296 H | Prairie View | 4 | 5 | | | | |
| | | | | | | | | | | | | 299 A | Grambling | 7 | 5 | | | | |
| | | | | | | | | | | | | 299 A | Grambling | 6 | 5 | | | | |
| LAST 15 GAMES | | | | LAST 15 GAMES | | | | LAST 15 GAMES | | | | LAST 15 GAMES | | | | | | | |
| 276 A | Texas Southern | 4 | 10 | 295 A | Alcorn | 7 | 3 | 296 A | Prairie View | 3 | 2 | 296 A | Prairie View | 3 | 0 | | | | |
| 276 A | Texas Southern | 12 | 7 | 156 H | UALR | 6 | 5 | 296 H | Prairie View | 4 | 5 | 299 A | Grambling | 7 | 5 | | | | |
| 276 A | Texas Southern | 7 | 1 | 299 H | Grambling | 1 | 6 | 296 H | Prairie View | 4 | 5 | 299 A | Grambling | 7 | 5 | | | | |
| 295 H | Alcorn | 17 | 3 | | | | | | | | | 299 A | Grambling | 6 | 5 | | | | |
| 129 H | Pittsburgh | 5 | 0 | | | | | | | | | | | | | | | | |
| Non-Div. I Games: | | West Ala. | | 0 | 3 | Jarvis Christian | | 8 | 3 | Jarvis Christian | | 6 | 2 | West Ala. | | 0 | 13 | Ark.-Pine Bluff | |

| | | | | |
|-----|---|------------|---|---|
| 129 | H | Pittsburgh | 2 | 4 |
| 129 | H | Pittsburgh | 2 | 3 |

| RPI | S | Opponent | Score | |
|-----|---|-------------|-------|----|
| 299 | A | Grambling | 8 | 5 |
| 299 | H | Grambling | 5 | 2 |
| 299 | H | Grambling | 1 | 6 |
| 299 | H | Grambling | 3 | 2 |
| 301 | A | Southern U. | 8 | 6 |
| 301 | A | Southern U. | 5 | 2 |
| 301 | A | Southern U. | 9 | 2 |
| 301 | H | Southern U. | 3 | 4 |
| 301 | H | Southern U. | 16 | 7 |
| 301 | H | Southern U. | 17 | 16 |

Ark.-Pine Bluff

A
r
k
.
-
P
i
n
e
B
l
u
f
f

A
r
k
.
-
P
i
n
e
B
l
u
f
f

| Average RPI Win: 193 | | WON-LOST | WINNING | LAST 15 | STRENGTH OF | | OPP. STRENGTH | TEAM | ADJ | | CONF. | ADJ CONF. | | | |
|-----------------------|---|----------|-----------|---------|----------------|-------------------|---------------|------|-------------|--------------------|----------|-----------|----|-------------------|-------|
| Average RPI Loss: 157 | | RECORD | PCT. RANK | GAMES | SCHEDULE | | OF SCHEDULE | RPI | RPI | | RPI | RPI | | | |
| DIV. I ONLY | | 11-37-0 | .22917 | 294 | 5-10-0 | | 127 | 251 | 272 | .43013 | 270 | 25 | 25 | | |
| DIV. I NON-CONF. | | 5-21-0 | .19231 | 287 | 1-4-0 | | 70 | 224 | 257 | .44459 | 256 | 24 | 24 | | |
| TOTALS | | RPI 1-25 | RPI 26-50 | | W-L RECORDS | | RPI 51-100 | | RPI 101-150 | | RPI 150+ | | | | |
| 11-37-0 | | 0-0-0 | 0-2-0 | | OVERALL | | 2-8-0 | | 2-7-0 | | 7-20-0 | | | | |
| 6-14-0 | | 0-0-0 | 0-1-0 | | HOME | | 1-2-0 | | 1-3-0 | | 4-8-0 | | | | |
| 4-22-0 | | 0-0-0 | 0-1-0 | | AWAY | | 1-6-0 | | 1-4-0 | | 2-11-0 | | | | |
| 1-1-0 | | 0-0-0 | 0-0-0 | | NEUTRAL | | 0-0-0 | | 0-0-0 | | 1-1-0 | | | | |
| 5-21-0 | | 0-0-0 | 0-2-0 | | NON-CONFERENCE | | 1-6-0 | | 2-7-0 | | 2-6-0 | | | | |
| 2-6-0 | | 0-0-0 | 0-1-0 | | HOME | | 0-0-0 | | 1-3-0 | | 1-2-0 | | | | |
| 2-14-0 | | 0-0-0 | 0-0- | | AWAY | | 1-6-0 | | 1-4-0 | | 0-3-0 | | | | |
| 1-1-0 | | 0-0-0 | 0-0-0 | | NEUTRAL | | 0-0-0 | | 0-0-0 | | 1-1-0 | | | | |
| 6-16-0 | | 0-0-0 | 0-0-0 | | CONFERENCE | | 1-2-0 | | 0-0-0 | | 5-14-0 | | | | |
| 4-8-0 | | 0-0-0 | 0-0-0 | | HOME | | 1-2-0 | | 0-0-0 | | 3-6-0 | | | | |
| 2-8-0 | | 0-0-0 | 0-0-0 | | AWAY | | 0-0-0 | | 0-0-0 | | 2-8-0 | | | | |
| 0-0-0 | | 0-0-0 | 0-0-0 | | NEUTRAL | | 0-0-0 | | 0-0-0 | | 0-0-0 | | | | |
| RPI | S | Opponent | Score | RPI | S | Opponent | Score | RPI | S | Opponent | Score | RPI | S | Opponent | Score |
| | | | | 36 | A | Bryant | 7 11 | 73 | A | Col. of Charleston | 3 7 | 116 | A | Stony Brook | 4 5 |
| | | | | 36 | H | Bryant | 3 8 | 73 | A | Col. of Charleston | 4 7 | 128 | H | Hartford | 2 4 |
| | | | | | | | | 73 | A | Col. of Charleston | 0 1 | 141 | H | Sacred Heart | 10 9 |
| | | | | | | | | 74 | A | FGCU | 3 4 | 142 | A | Central Conn. St. | 1 3 |
| | | | | | | | | 74 | A | FGCU | 6 5 | 143 | A | South Fla. | 16 13 |
| | | | | | | | | 74 | A | FGCU | 1 7 | 143 | A | South Fla. | 1 5 |
| | | | | | | | | 74 | A | FGCU | 3 7 | 143 | A | South Fla. | 3 4 |
| | | | | | | | | 83 | H | VCU | 3 0 | 149 | H | Boston College | 2 7 |
| | | | | | | | | 83 | H | VCU | 2 5 | 149 | H | Boston College | 3 4 |
| | | | | | | | | 83 | H | VCU | 2 5 | 152 | H | Saint Louis | 1 3 |
| | | | | | | | | | | | | 152 | H | Saint Louis | 2 3 |
| | | | | | | | | | | | | 152 | H | Saint Louis | 0 4 |
| | | | | | | | | | | | | 154 | H | George Mason | 0 7 |
| | | | | | | | | | | | | 154 | H | George Mason | 7 6 |
| | | | | | | | | | | | | 154 | H | George Mason | 0 5 |
| | | | | | | | | | | | | 186 | A | Coastal Caro. | 2 6 |
| | | | | | | | | | | | | 189 | H | Northeastern | 0 6 |
| | | | | | | | | | | | | 191 | N | James Madison | 4 8 |
| | | | | | | | | | | | | 202 | A | Citadel | 3 4 |
| | | | | | | | | | | | | 207 | A | Charleston So. | 4 8 |
| | | | | | | | | | | | | 214 | N | Marshall | 6 5 |
| | | | | | | | | | | | | 216 | A | Dayton | 0 1 |
| | | | | | | | | | | | | 216 | A | Dayton | 5 9 |
| | | | | | | | | | | | | 216 | A | Dayton | 3 8 |
| | | | | | | | | | | | | 219 | H | UMass Lowell | 4 8 |
| | | | | | | | | | | | | 247 | H | Brown | 12 7 |
| | | | | | | | | | | | | 249 | A | La Salle | 2 3 |
| LAST 15 GAMES | | | | | | | | | | | | | | | |
| | | | | 261 | A | George Washington | 3 7 | 149 | H | Boston College | 2 7 | | | | |
| | | | | 261 | A | George Washington | 5 6 | 247 | H | Brown | 12 7 | | | | |
| | | | | 261 | A | George Washington | 6 7 | 83 | H | VCU | 3 0 | | | | |
| | | | | 283 | A | St. Bonaventure | 7 2 | | | | | | | | |
| | | | | 283 | A | St. Bonaventure | 3 2 | | | | | | | | |

Non-Div. I Games:

Rhode Island

| | | | | |
|-----|---|-----------------|---|---|
| 283 | A | St. Bonaventure | 3 | 4 |
| 149 | H | Boston College | 3 | 4 |

| RPI | S | Opponent | Score | |
|-----|---|-------------------|-------|---|
| 250 | H | Fordham | 2 | 0 |
| 250 | H | Fordham | 8 | 6 |
| 250 | H | Fordham | 0 | 3 |
| 261 | A | George Washington | 6 | 7 |
| 261 | A | George Washington | 5 | 6 |
| 261 | A | George Washington | 3 | 7 |
| 283 | A | St. Bonaventure | 3 | 4 |
| 283 | A | St. Bonaventure | 3 | 2 |
| 283 | A | St. Bonaventure | 7 | 2 |

| | | | | | | | | | | | |
|------------------|----------|-----------------|-------------------|----------------|----------------------|---------------------------|-------------|------------|-----------|-------------------|-------|
| Average RPI Win: | 252 | WON-LOST RECORD | WINNING PCT. RANK | LAST 15 GAMES | STRENGTH OF SCHEDULE | OPP. STRENGTH OF SCHEDULE | TEAM RPI | ADJ RPI | CONF. RPI | ADJ CONF. RPI | |
| DIV. I ONLY | | 10-26-0 | .27778 284 | 4-11-0 | 229 | 274 | 273 | .42967 271 | 26 | 26 | |
| DIV. I NON-CONF. | | 2-13-0 | .13333 295 | 2-1-0 | 44 | 279 | 268 | .4384 267 | 25 | 25 | |
| <hr/> | | | | | | | | | | | |
| TOTALS | RPI 1-25 | RPI 26-50 | | W-L RECORDS | RPI 51-100 | | RPI 101-150 | | RPI 150+ | | |
| 10-26-0 | 0-0-0 | 0-1-0 | | OVERALL | 0-5-0 | | 0-5-0 | | 10-15-0 | | |
| 3-5-0 | 0-0-0 | 0-0-0 | | HOME | 0-0-0 | | 0-3-0 | | 3-2-0 | | |
| 5-19-0 | 0-0-0 | 0-1-0 | | AWAY | 0-3-0 | | 0-2-0 | | 5-13-0 | | |
| 2-2-0 | 0-0-0 | 0-0-0 | | NEUTRAL | 0-2-0 | | 0-0-0 | | 2-0-0 | | |
| 2-13-0 | 0-0-0 | 0-1-0 | | NON-CONFERENCE | 0-5-0 | | 0-2-0 | | 2-5-0 | | |
| 1-0-0 | 0-0-0 | 0-0-0 | | HOME | 0-0-0 | | 0-0-0 | | 1-0-0 | | |
| 1-11-0 | 0-0-0 | 0-0- | | AWAY | 0-3-0 | | 0-2-0 | | 1-5-0 | | |
| 0-2-0 | 0-0-0 | 0-0-0 | | NEUTRAL | 0-2-0 | | 0-0-0 | | 0-0-0 | | |
| 8-13-0 | 0-0-0 | 0-0-0 | | CONFERENCE | 0-0-0 | | 0-3-0 | | 8-10-0 | | |
| 2-5-0 | 0-0-0 | 0-0-0 | | HOME | 0-0-0 | | 0-3-0 | | 2-2-0 | | |
| 4-8-0 | 0-0-0 | 0-0-0 | | AWAY | 0-0-0 | | 0-0-0 | | 4-8-0 | | |
| 2-0-0 | 0-0-0 | 0-0-0 | | NEUTRAL | 0-0-0 | | 0-0-0 | | 2-0-0 | | |
| <hr/> | | | | | | | | | | | |
| RPI | S | Opponent | Score | RPI | S | Opponent | Score | RPI | S | Opponent | Score |
| | | | | 30 | A | UNLV | 6 16 | 58 | N | Illinois St. | 0 4 |
| | | | | | | | | 58 | N | Illinois St. | 1 5 |
| | | | | | | | | 77 | A | Creighton | 2 6 |
| | | | | | | | | 77 | A | Creighton | 6 8 |
| | | | | | | | | 77 | A | Creighton | 3 4 |
| | | | | | | | | 124 | A | Central Ark. | 1 6 |
| | | | | | | | | 124 | A | Central Ark. | 3 4 |
| | | | | | | | | 134 | H | Grand Canyon | 0 4 |
| | | | | | | | | 134 | H | Grand Canyon | 3 7 |
| | | | | | | | | 134 | H | Grand Canyon | 1 3 |
| | | | | | | | | 152 | A | Saint Louis | 0 10 |
| | | | | | | | | 152 | A | Saint Louis | 4 6 |
| | | | | | | | | 152 | A | Saint Louis | 2 4 |
| | | | | | | | | 152 | A | Saint Louis | 4 12 |
| | | | | | | | | 180 | A | Utah Valley | 10 4 |
| | | | | | | | | 180 | A | Utah Valley | 10 1 |
| | | | | | | | | 180 | A | Utah Valley | 5 8 |
| | | | | | | | | 204 | A | Tex.-Pan American | 4 13 |
| | | | | | | | | 204 | A | Tex.-Pan American | 5 8 |
| | | | | | | | | 204 | A | Tex.-Pan American | 1 3 |
| | | | | | | | | 206 | H | Seattle | 9 12 |
| | | | | | | | | 206 | H | Seattle | 0 7 |
| | | | | | | | | 206 | H | Seattle | 6 5 |
| | | | | | | | | 232 | A | South Dakota St. | 9 10 |
| | | | | | | | | 248 | A | Bakersfield | 1 4 |
| | | | | | | | | 248 | A | Bakersfield | 6 3 |
| | | | | LAST 15 GAMES | | | | | | | |
| | | | | 134 | H | Grand Canyon | 3 7 | 265 | A | North Dakota St. | 4 3 |
| | | | | 134 | H | Grand Canyon | 0 4 | 206 | H | Seattle | 9 12 |
| | | | | 134 | H | Grand Canyon | 1 3 | 206 | H | Seattle | 0 7 |
| | | | | 265 | H | North Dakota St. | 3 2 | | | | |
| | | | | 204 | A | Tex.-Pan American | 4 13 | | | | |
| | | | | | | | | 248 | A | Bakersfield | 10 11 |
| | | | | | | | | 265 | A | North Dakota St. | 4 3 |
| | | | | | | | | 265 | H | North Dakota St. | 3 2 |
| | | | | | | | | 293 | H | Northern Colo. | 2 1 |
| | | | | | | | | 293 | N | Northern Colo. | 3 2 |
| | | | | | | | | 293 | N | Northern Colo. | 3 1 |

Non-Div. I Games:

North Dakota

| | | | | |
|-----|---|-------------------|---|---|
| 204 | A | Tex.-Pan American | 5 | 8 |
| 204 | A | Tex.-Pan American | 1 | 3 |

| RPI | S | Opponent | Score | |
|-----|---|-------------|-------|----|
| 297 | A | Chicago St. | 2 | 10 |
| 297 | A | Chicago St. | 7 | 1 |
| 297 | A | Chicago St. | 5 | 7 |

North Dakota

N
o
r
t
h
D
a
k
o
t
a

N
o
r
t
h
D
a
k
o
t
a

| | | | | | | | | | | | |
|------------------|----------|-----------------|-------------------|----------------|----------------------|---------------------------|--------------|-------------|-----------|----------------|-------|
| Average RPI Win: | 204 | WON-LOST RECORD | WINNING PCT. RANK | LAST 15 GAMES | STRENGTH OF SCHEDULE | OPP. STRENGTH OF SCHEDULE | TEAM RPI | ADJ RPI | CONF. RPI | ADJ CONF. RPI | |
| DIV. I ONLY | | 11-28-0 | .28205 282 | 5-10-0 | 227 | 221 | 274 | .42949 272 | 22 | 22 | |
| DIV. I NON-CONF. | | 6-13-0 | .31579 253 | 1-0-0 | 114 | 227 | 221 | .4688 220 | 15 | 15 | |
| <hr/> | | | | | | | | | | | |
| TOTALS | RPI 1-25 | RPI 26-50 | | W-L RECORDS | | RPI 51-100 | | RPI 101-150 | | RPI 150+ | |
| 11-28-0 | 0-0-0 | 0-2-0 | | OVERALL | | 0-4-0 | | 3-7-0 | | 8-15-0 | |
| 3-8-0 | 0-0-0 | 0-2-0 | | HOME | | 0-0-0 | | 1-2-0 | | 2-4-0 | |
| 4-14-0 | 0-0-0 | 0-0-0 | | AWAY | | 0-4-0 | | 0-0-0 | | 4-10-0 | |
| 4-6-0 | 0-0-0 | 0-0-0 | | NEUTRAL | | 0-0-0 | | 2-5-0 | | 2-1-0 | |
| 6-13-0 | 0-0-0 | 0-0-0 | | NON-CONFERENCE | | 0-4-0 | | 3-5-0 | | 3-4-0 | |
| 1-0-0 | 0-0-0 | 0-0-0 | | HOME | | 0-0-0 | | 1-0-0 | | 0-0-0 | |
| 1-7-0 | 0-0-0 | 0-0- | | AWAY | | 0-4-0 | | 0-0-0 | | 1-3-0 | |
| 4-6-0 | 0-0-0 | 0-0-0 | | NEUTRAL | | 0-0-0 | | 2-5-0 | | 2-1-0 | |
| 5-15-0 | 0-0-0 | 0-2-0 | | CONFERENCE | | 0-0-0 | | 0-2-0 | | 5-11-0 | |
| 2-8-0 | 0-0-0 | 0-2-0 | | HOME | | 0-0-0 | | 0-2-0 | | 2-4-0 | |
| 3-7-0 | 0-0-0 | 0-0-0 | | AWAY | | 0-0-0 | | 0-0-0 | | 3-7-0 | |
| 0-0-0 | 0-0-0 | 0-0-0 | | NEUTRAL | | 0-0-0 | | 0-0-0 | | 0-0-0 | |
| RPI S | Opponent | Score | RPI S | Opponent | Score | RPI S | Opponent | Score | RPI S | Opponent | Score |
| | | | 43 H | Columbia | 6 12 | 78 A | Oral Roberts | 4 6 | 111 N | Michigan St. | 0 1 |
| | | | 43 H | Columbia | 3 8 | 78 A | Oral Roberts | 3 5 | 111 N | Michigan St. | 7 3 |
| | | | | | | 78 A | Oral Roberts | 5 6 | 111 N | Michigan St. | 0 4 |
| | | | | | | 78 A | Oral Roberts | 3 4 | 117 N | UConn | 4 9 |
| | | | | | | | | | 135 H | Penn | 6 9 |
| | | | | | | | | | 135 H | Penn | 3 7 |
| | | | | | | | | | 147 N | Army | 2 3 |
| | | | | | | | | | 147 N | Army | 5 1 |
| | | | | | | | | | 147 N | Army | 4 6 |
| | | | | | | | | | 149 H | Boston College | 6 5 |
| | | | | | | | | | 162 A | Lamar | 3 10 |
| | | | | | | | | | 162 A | Lamar | 3 4 |
| | | | | | | | | | 162 A | Lamar | 4 0 |
| | | | | | | | | | 162 A | Lamar | 2 3 |
| | | | | | | | | | 177 A | Dartmouth | 2 4 |
| | | | | | | | | | 177 A | Dartmouth | 1 3 |
| | | | | | | | | | 177 H | Dartmouth | 3 5 |
| | | | | | | | | | 177 H | Dartmouth | 0 9 |
| | | | | | | | | | 212 A | Cornell | 6 5 |
| | | | | | | | | | 212 A | Cornell | 2 6 |
| | | | | | | | | | 224 A | Princeton | 2 6 |
| | | | | | | | | | 224 A | Princeton | 4 3 |
| | | | LAST 15 GAMES | | | | | | | | |
| | | | 177 H | Dartmouth | 0 9 | 235 A | Yale | 2 8 | 235 A | Yale | 0 1 |
| | | | 177 H | Dartmouth | 3 5 | 235 A | Yale | 6 2 | 235 A | Yale | 6 7 |
| | | | 177 A | Dartmouth | 2 4 | 224 A | Princeton | 2 6 | 235 A | Yale | 2 8 |
| | | | 177 A | Dartmouth | 1 3 | | | | 235 A | Yale | 6 2 |
| | | | 246 N | Massachusetts | 3 0 | | | | 246 N | Massachusetts | 3 0 |

Non-Div. I Games:

Harvard

| | | | | |
|-----|---|------|---|---|
| 235 | A | Yale | 0 | 1 |
| 235 | A | Yale | 6 | 7 |

| RPI | S | Opponent | Score | |
|-----|---|------------------|-------|----|
| 247 | H | Brown | 0 | 1 |
| 247 | H | Brown | 13 | 3 |
| 247 | H | Brown | 10 | 8 |
| 247 | H | Brown | 4 | 5 |
| 265 | N | North Dakota St. | 2 | 15 |
| 265 | N | North Dakota St. | 2 | 1 |

Harvard

H
a
r
v
a
r
d

H
a
r
v
a
r
d

| Average RPI Win: | | 216 | WON-LOST RECORD | | WINNING PCT. RANK | | LAST 15 GAMES | | STRENGTH OF SCHEDULE | | OPP. STRENGTH OF SCHEDULE | | TEAM RPI | | ADJ RPI | | CONF. RPI | | ADJ CONF. RPI | | | | |
|-------------------|---|----------|-----------------|-----------|-------------------|----------------|---------------|------------|----------------------|-------------|---------------------------|----------|----------|------------|---------|----------------|-----------|-----|---------------|----------------|--------------|-------|----|
| Average RPI Loss: | | 144 | | | | | | | | | | | | | | | | | | | | | |
| DIV. I ONLY | | | 14-33-0 | | .29787 | 273 | 2-11-0 | | 265 | | 171 | | 275 | | .42947 | 273 | 20 | | 20 | | | | |
| DIV. I NON-CONF. | | | 10-12-0 | | .45455 | 185 | 0-1-0 | | 285 | | 54 | | 207 | | .47608 | 205 | 18 | | 17 | | | | |
| TOTALS | | RPI 1-25 | | RPI 26-50 | | W-L RECORDS | | RPI 51-100 | | RPI 101-150 | | RPI 150+ | | | | | | | | | | | |
| 14-33-0 | | 0-3-0 | | 1-2-0 | | OVERALL | | 0-7-0 | | 2-8-0 | | 11-13-0 | | | | | | | | | | | |
| 3-12-0 | | 0-0-0 | | 0-0-0 | | HOME | | 0-3-0 | | 1-7-0 | | 2-2-0 | | | | | | | | | | | |
| 8-19-0 | | 0-3-0 | | 1-2-0 | | AWAY | | 0-4-0 | | 1-1-0 | | 6-9-0 | | | | | | | | | | | |
| 3-2-0 | | 0-0-0 | | 0-0-0 | | NEUTRAL | | 0-0-0 | | 0-0-0 | | 3-2-0 | | | | | | | | | | | |
| 10-12-0 | | 0-3-0 | | 1-2-0 | | NON-CONFERENCE | | 0-1-0 | | 1-2-0 | | 8-4-0 | | | | | | | | | | | |
| 1-1-0 | | 0-0-0 | | 0-0-0 | | HOME | | 0-0-0 | | 0-1-0 | | 1-0-0 | | | | | | | | | | | |
| 6-9-0 | | 0-3-0 | | 1-0- | | AWAY | | 0-1-0 | | 1-1-0 | | 4-2-0 | | | | | | | | | | | |
| 3-2-0 | | 0-0-0 | | 0-0-0 | | NEUTRAL | | 0-0-0 | | 0-0-0 | | 3-2-0 | | | | | | | | | | | |
| 4-21-0 | | 0-0-0 | | 0-0-0 | | CONFERENCE | | 0-6-0 | | 1-6-0 | | 3-9-0 | | | | | | | | | | | |
| 2-11-0 | | 0-0-0 | | 0-0-0 | | HOME | | 0-3-0 | | 1-6-0 | | 1-2-0 | | | | | | | | | | | |
| 2-10-0 | | 0-0-0 | | 0-0-0 | | AWAY | | 0-3-0 | | 0-0-0 | | 2-7-0 | | | | | | | | | | | |
| 0-0-0 | | 0-0-0 | | 0-0-0 | | NEUTRAL | | 0-0-0 | | 0-0-0 | | 0-0-0 | | | | | | | | | | | |
| RPI | S | Opponent | | Score | | RPI | S | Opponent | | Score | | RPI | S | Opponent | | Score | | RPI | S | Opponent | | Score | |
| 19 | A | Kentucky | | 2 | 8 | 46 | A | Clemson | | 6 | 5 | 55 | A | Ball St. | | 3 | 7 | 109 | A | Michigan | | 4 | 3 |
| 19 | A | Kentucky | | 5 | 9 | 46 | A | Clemson | | 7 | 9 | 55 | A | Ball St. | | 5 | 20 | 111 | A | Michigan St. | | 4 | 12 |
| 19 | A | Kentucky | | 2 | 13 | 46 | A | Clemson | | 3 | 5 | 55 | A | Ball St. | | 5 | 6 | 111 | H | Michigan St. | | 3 | 5 |
| | | | | | | | | | | | | 96 | H | Miami (OH) | | 7 | 9 | 126 | H | Central Mich. | | 1 | 7 |
| | | | | | | | | | | | | 96 | H | Miami (OH) | | 1 | 3 | 126 | H | Central Mich. | | 5 | 7 |
| | | | | | | | | | | | | 96 | H | Miami (OH) | | 2 | 8 | 126 | H | Central Mich. | | 1 | 15 |
| | | | | | | | | | | | | 100 | A | Ohio St. | | 1 | 8 | 138 | H | Bowling Green | | 8 | 11 |
| | | | | | | | | | | | | | | | | | | 150 | H | Kent St. | | 2 | 1 |
| | | | | | | | | | | | | | | | | | | 150 | H | Kent St. | | 1 | 6 |
| | | | | | | | | | | | | | | | | | | 150 | H | Kent St. | | 2 | 10 |
| | | | | | | | | | | | | | | | | | | 168 | A | Cincinnati | | 5 | 4 |
| | | | | | | | | | | | | | | | | | | 187 | A | Akron | | 3 | 6 |
| | | | | | | | | | | | | | | | | | | 187 | A | Akron | | 5 | 10 |
| | | | | | | | | | | | | | | | | | | 187 | A | Akron | | 0 | 6 |
| | | | | | | | | | | | | | | | | | | 209 | A | Western Mich. | | 1 | 6 |
| | | | | | | | | | | | | | | | | | | 209 | A | Western Mich. | | 6 | 3 |
| | | | | | | | | | | | | | | | | | | 209 | A | Western Mich. | | 1 | 5 |
| | | | | | | | | | | | | | | | | | | 213 | H | Northern Ill. | | 8 | 4 |
| | | | | | | | | | | | | | | | | | | 213 | H | Northern Ill. | | 3 | 5 |
| | | | | | | | | | | | | | | | | | | 213 | H | Northern Ill. | | 2 | 10 |
| | | | | | | | | | | | | | | | | | | 216 | A | Dayton | | 6 | 7 |
| | | | | | | | | | | | | | | | | | | 238 | A | Austin Peay | | 3 | 8 |
| | | | | | | | | | | | | | | | | | | 238 | A | Austin Peay | | 9 | 8 |
| | | | | | | | | | | | | | | | | | | 241 | H | Northwestern | | 9 | 8 |
| | | | | | | | | | | | | | | | | | | 252 | A | Northern Ky. | | 13 | 3 |
| | | | | | | | | | | | | | | | | | | 252 | A | Northern Ky. | | 13 | 2 |
| | | | | | | | | | | | | | | | | | | 280 | N | Youngstown St. | | 11 | 5 |
| LAST 15 GAMES | | | | | | | | | | | | | | | | | | | | | | | |
| | | | | 126 | H | Central Mich. | 1 | 15 | 138 | H | Bowling Green | 8 | 11 | 238 | A | Austin Peay | 9 | 8 | 241 | H | Northwestern | 9 | 8 |
| | | | | 126 | H | Central Mich. | 1 | 7 | 292 | A | Ohio | 10 | 5 | 252 | A | Northern Ky. | 13 | 3 | 252 | A | Northern Ky. | 13 | 2 |
| | | | | 126 | H | Central Mich. | 5 | 7 | 292 | A | Ohio | 6 | 7 | 280 | N | Youngstown St. | 11 | 5 | | | | | |
| | | | | 111 | A | Michigan St. | 4 | 12 | | | | | | | | | | | | | | | |
| | | | | 209 | A | Western Mich. | 1 | 6 | | | | | | | | | | | | | | | |

Non-Div. I Games: Madonna 11 7 Siena Heights 15 9 Hillsdale 14 6 Eastern Mich.

Eastern Mich.

| | | | | |
|-----|---|---------------|---|---|
| 209 | A | Western Mich. | 6 | 3 |
| 209 | A | Western Mich. | 1 | 5 |

Through Games Of May 11, 2014

| RPI | S | Opponent | Score | |
|-----|---|----------------|-------|----|
| 280 | N | Youngstown St. | 4 | 5 |
| 284 | N | UT Martin | 17 | 3 |
| 284 | N | UT Martin | 18 | 6 |
| 284 | N | UT Martin | 3 | 5 |
| 292 | A | Ohio | 6 | 7 |
| 292 | A | Ohio | 8 | 10 |
| 292 | A | Ohio | 10 | 5 |

Eastern Mich.

E
a
s
t
e
r
n
M
i
c
h
.

E
a
s
t
e
r
n
M
i
c
h
.

| Average RPI Win: 251 | | WON-LOST RECORD | WINNING PCT. RANK | LAST 15 GAMES | STRENGTH OF SCHEDULE | OPP. STRENGTH OF SCHEDULE | TEAM RPI | ADJ RPI | | CONF. RPI | ADJ CONF. RPI | | | |
|-----------------------|---|--------------------|----------------------|------------------|-------------------------|------------------------------|-------------|------------|-------------|--------------|------------------|-----------------|-------|----|
| Average RPI Loss: 174 | | | | | | | | | | | | | | |
| DIV. I ONLY | | 16-30-0 | .34783 252 | 3-7-0 | 260 | 283 | 276 | .4292 | 274 | 29 | 29 | | | |
| DIV. I NON-CONF. | | 8-16-0 | .33333 239 | 1-2-0 | 219 | 274 | 246 | .45243 | 244 | 27 | 27 | | | |
| <hr/> | | | | | | | | | | | | | | |
| TOTALS | | RPI 1-25 | RPI 26-50 | | W-L RECORDS | | RPI 51-100 | | RPI 101-150 | | RPI 150+ | | | |
| 16-30-0 | | 0-3-0 | 0-0-0 | | OVERALL | | 0-4-0 | | 2-5-0 | | 14-18-0 | | | |
| 6-10-0 | | 0-0-0 | 0-0-0 | | HOME | | 0-3-0 | | 1-2-0 | | 5-5-0 | | | |
| 9-12-0 | | 0-3-0 | 0-0-0 | | AWAY | | 0-1-0 | | 0-0-0 | | 9-8-0 | | | |
| 1-8-0 | | 0-0-0 | 0-0-0 | | NEUTRAL | | 0-0-0 | | 1-3-0 | | 0-5-0 | | | |
| 8-16-0 | | 0-3-0 | 0-0-0 | | NON-CONFERENCE | | 0-1-0 | | 1-3-0 | | 7-9-0 | | | |
| 2-2-0 | | 0-0-0 | 0-0-0 | | HOME | | 0-0-0 | | 0-0-0 | | 2-2-0 | | | |
| 5-9-0 | | 0-3-0 | 0-0- | | AWAY | | 0-1-0 | | 0-0-0 | | 5-5-0 | | | |
| 1-5-0 | | 0-0-0 | 0-0-0 | | NEUTRAL | | 0-0-0 | | 1-3-0 | | 0-2-0 | | | |
| 8-14-0 | | 0-0-0 | 0-0-0 | | CONFERENCE | | 0-3-0 | | 1-2-0 | | 7-9-0 | | | |
| 4-8-0 | | 0-0-0 | 0-0-0 | | HOME | | 0-3-0 | | 1-2-0 | | 3-3-0 | | | |
| 4-3-0 | | 0-0-0 | 0-0-0 | | AWAY | | 0-0-0 | | 0-0-0 | | 4-3-0 | | | |
| 0-3-0 | | 0-0-0 | 0-0-0 | | NEUTRAL | | 0-0-0 | | 0-0-0 | | 0-3-0 | | | |
| RPI | S | Opponent | Score | | RPI | S | Opponent | Score | | RPI | S | Opponent | Score | |
| 2 | A | Florida St. | 2 | 13 | | | | | | 118 | N | Bucknell | 2 | 1 |
| 2 | A | Florida St. | 0 | 13 | | | | | | 118 | N | Bucknell | 5 | 6 |
| 2 | A | Florida St. | 1 | 4 | | | | | | 118 | N | Bucknell | 2 | 9 |
| | | | | | | | | | | 118 | N | Bucknell | 2 | 4 |
| | | | | | | | | | | 146 | H | Fairfield | 0 | 6 |
| | | | | | | | | | | 146 | H | Fairfield | 8 | 7 |
| | | | | | | | | | | 146 | H | Fairfield | 2 | 3 |
| | | | | | | | | | | 170 | A | Buffalo | 6 | 10 |
| | | | | | | | | | | 170 | H | Buffalo | 9 | 10 |
| | | | | | | | | | | 170 | H | Buffalo | 5 | 4 |
| | | | | | | | | | | 189 | A | Northeastern | 2 | 6 |
| | | | | | | | | | | 189 | A | Northeastern | 1 | 2 |
| | | | | | | | | | | 189 | A | Northeastern | 0 | 7 |
| | | | | | | | | | | 203 | A | Monmouth | 7 | 5 |
| | | | | | | | | | | 231 | N | Temple | 4 | 10 |
| | | | | | | | | | | 233 | N | Siena | 3 | 7 |
| | | | | | | | | | | 233 | N | Siena | 2 | 3 |
| | | | | | | | | | | 233 | N | Siena | 5 | 10 |
| | | | | | | | | | | 237 | H | Quinnipiac | 5 | 2 |
| | | | | | | | | | | 237 | H | Quinnipiac | 3 | 4 |
| | | | | | | | | | | 237 | H | Quinnipiac | 4 | 6 |
| | | | | | | | | | | 243 | N | Villanova | 5 | 6 |
| | | | | | | | | | | 281 | H | Marist | 2 | 1 |
| | | | | | | | | | | 281 | H | Marist | 5 | 6 |
| | | | | | | | | | | 281 | H | Marist | 6 | 4 |
| | | | | | | | | | | 283 | A | St. Bonaventure | 3 | 2 |
| | | | | | | | | | | 283 | A | St. Bonaventure | 2 | 0 |
| LAST 15 GAMES | | | | | | | | | | | | | | |
| 170 | A | Buffalo | 6 | 10 | 281 | H | Marist | 6 | 4 | | | | | |
| 76 | H | Canisius | 5 | 15 | 281 | H | Marist | 2 | 1 | | | | | |
| 76 | H | Canisius | 4 | 5 | 286 | A | Iona | 6 | 12 | | | | | |
| 76 | H | Canisius | 1 | 8 | | | | | | | | | | |
| 170 | H | Buffalo | 5 | 4 | | | | | | | | | | |

Non-Div. I Games:

Niagara

| | | | | |
|-----|---|---------|---|----|
| 170 | H | Buffalo | 9 | 10 |
| 281 | H | Marist | 5 | 6 |

| RPI | S | Opponent | Score | |
|-----|---|-----------------|-------|----|
| 283 | H | St. Bonaventure | 7 | 12 |
| 283 | H | St. Bonaventure | 2 | 1 |
| 286 | A | Iona | 1 | 2 |
| 286 | A | Iona | 6 | 12 |
| 286 | A | Iona | 4 | 3 |
| 287 | A | Rider | 8 | 5 |
| 287 | A | Rider | 9 | 10 |
| 287 | A | Rider | 7 | 6 |
| 290 | A | N.C. Central | 22 | 2 |
| 290 | A | N.C. Central | 8 | 7 |
| 290 | A | N.C. Central | 7 | 1 |
| 290 | A | N.C. Central | 3 | 5 |

| Average RPI Win: 245 | | WON-LOST | WINNING | LAST 15 | STRENGTH OF | | OPP. STRENGTH | TEAM | ADJ | | CONF. | ADJ CONF. | | | |
|-----------------------|--------------|----------|-----------|---------|----------------|-------|---------------|-------|-------------|-------|----------|-----------|-------------|-------|----|
| Average RPI Loss: 164 | | RECORD | PCT. RANK | GAMES | SCHEDULE | | OF SCHEDULE | RPI | RPI | | RPI | RPI | | | |
| DIV. I ONLY | | 14-31-0 | .31111 | 267 | 7-8-0 | | 242 | 281 | 277 | | .42898 | 275 | | | |
| DIV. I NON-CONF. | | 6-18-0 | .25 | 272 | 3-3-0 | | 149 | 261 | 258 | | .44413 | 258 | | | |
| TOTALS | | RPI 1-25 | RPI 26-50 | | W-L RECORDS | | RPI 51-100 | | RPI 101-150 | | RPI 150+ | | | | |
| 14-31-0 | | 0-1-0 | 0-0-0 | | OVERALL | | 0-13-0 | | 0-1-0 | | 14-16-0 | | | | |
| 7-5-0 | | 0-0-0 | 0-0-0 | | HOME | | 0-0-0 | | 0-0-0 | | 7-5-0 | | | | |
| 5-22-0 | | 0-0-0 | 0-0-0 | | AWAY | | 0-12-0 | | 0-1-0 | | 5-9-0 | | | | |
| 2-4-0 | | 0-1-0 | 0-0-0 | | NEUTRAL | | 0-1-0 | | 0-0-0 | | 2-2-0 | | | | |
| 6-18-0 | | 0-1-0 | 0-0-0 | | NON-CONFERENCE | | 0-10-0 | | 0-1-0 | | 6-6-0 | | | | |
| 2-1-0 | | 0-0-0 | 0-0-0 | | HOME | | 0-0-0 | | 0-0-0 | | 2-1-0 | | | | |
| 2-13-0 | | 0-0-0 | 0-0- | | AWAY | | 0-9-0 | | 0-1-0 | | 2-3-0 | | | | |
| 2-4-0 | | 0-1-0 | 0-0-0 | | NEUTRAL | | 0-1-0 | | 0-0-0 | | 2-2-0 | | | | |
| 8-13-0 | | 0-0-0 | 0-0-0 | | CONFERENCE | | 0-3-0 | | 0-0-0 | | 8-10-0 | | | | |
| 5-4-0 | | 0-0-0 | 0-0-0 | | HOME | | 0-0-0 | | 0-0-0 | | 5-4-0 | | | | |
| 3-9-0 | | 0-0-0 | 0-0-0 | | AWAY | | 0-3-0 | | 0-0-0 | | 3-6-0 | | | | |
| 0-0-0 | | 0-0-0 | 0-0-0 | | NEUTRAL | | 0-0-0 | | 0-0-0 | | 0-0-0 | | | | |
| RPI S | Opponent | Score | | RPI S | Opponent | Score | | RPI S | Opponent | Score | | RPI S | Opponent | Score | |
| 24 N | Oklahoma St. | 7 | 10 | | | | | 70 A | Campbell | 2 | 12 | 116 A | Stony Brook | 4 | 16 |
| | | | | | | | | 70 A | Campbell | 4 | 7 | 153 N | Delaware | 7 | 2 |
| | | | | | | | | 74 A | FGCU | 2 | 5 | 153 N | Delaware | 3 | 4 |
| | | | | | | | | 74 A | FGCU | 3 | 13 | 159 N | Santa Clara | 2 | 10 |
| | | | | | | | | 74 A | FGCU | 2 | 3 | 203 H | Monmouth | 2 | 0 |
| | | | | | | | | 74 A | FGCU | 1 | 3 | 203 H | Monmouth | 5 | 4 |
| | | | | | | | | 76 A | Canisius | 6 | 10 | 203 H | Monmouth | 0 | 6 |
| | | | | | | | | 76 A | Canisius | 3 | 4 | 229 A | Hofstra | 2 | 8 |
| | | | | | | | | 76 A | Canisius | 0 | 10 | 229 H | Hofstra | 5 | 0 |
| | | | | | | | | 87 A | Seton Hall | 0 | 2 | 233 H | Siena | 4 | 7 |
| | | | | | | | | 87 A | Seton Hall | 2 | 3 | 233 H | Siena | 2 | 1 |
| | | | | | | | | 87 A | Seton Hall | 0 | 8 | 233 H | Siena | 8 | 7 |
| | | | | | | | | 89 N | Oklahoma | 0 | 9 | 237 A | Quinnipiac | 4 | 5 |
| | | | | | | | | | | | | 237 A | Quinnipiac | 9 | 0 |
| | | | | | | | | | | | | 237 A | Quinnipiac | 0 | 4 |
| | | | | | | | | | | | | 243 A | Villanova | 2 | 4 |
| | | | | | | | | | | | | 243 A | Villanova | 2 | 3 |
| | | | | | | | | | | | | 243 A | Villanova | 6 | 4 |
| | | | | | | | | | | | | 250 H | Fordham | 6 | 2 |
| | | | | | | | | | | | | 279 A | Albany (NY) | 9 | 7 |
| | | | | | | | | | | | | 281 A | Marist | 6 | 11 |
| | | | | | | | | | | | | 281 A | Marist | 7 | 8 |
| | | | | | | | | | | | | 281 A | Marist | 0 | 6 |
| | | | | | | | | | | | | 286 H | Iona | 6 | 10 |
| | | | | | | | | | | | | 286 H | Iona | 2 | 4 |
| | | | | | | | | | | | | 286 H | Iona | 3 | 2 |
| | | | | | | | | | | | | 287 A | Rider | 3 | 2 |
| LAST 15 GAMES | | | | 243 A | Villanova | 6 | 4 | 287 A | Rider | 3 | 2 | 281 A | Marist | 0 | 6 |
| | | | | 243 A | Villanova | 2 | 3 | 287 A | Rider | 0 | 7 | 286 H | Iona | 6 | 10 |
| | | | | 243 A | Villanova | 2 | 4 | 279 A | Albany (NY) | 9 | 7 | 286 H | Iona | 2 | 4 |
| | | | | 233 H | Siena | 8 | 7 | | | | | 286 H | Iona | 3 | 2 |
| | | | | 233 H | Siena | 4 | 7 | | | | | 287 A | Rider | 3 | 2 |

Non-Div. I Games:

Manhattan

| | | | | |
|-----|---|-------|---|---|
| 233 | H | Siena | 2 | 1 |
| 287 | A | Rider | 9 | 8 |

| RPI | S | Opponent | Score | |
|-----|---|----------|-------|----|
| 287 | A | Rider | 0 | 7 |
| 287 | A | Rider | 9 | 8 |
| 302 | H | NYIT | 0 | 13 |
| 302 | N | NYIT | 2 | 0 |

Manhattan

M
a
n
h
a
t
t
a
n

M
a
n
h
a
t
t
a
n

| Average RPI Win: | | 272 | WON-LOST RECORD | | WINNING PCT. RANK | | LAST 15 GAMES | | STRENGTH OF SCHEDULE | | OPP. STRENGTH OF SCHEDULE | | TEAM RPI | | ADJ RPI | | CONF. RPI | | ADJ CONF. RPI | | | | |
|-------------------|---|------------------|-----------------|-----------|-------------------|------------------|---------------|----------------|----------------------|-------------------|---------------------------|----------|----------|-------------------|------------|-------|-----------|----------------|---------------|------------------|---|-------|----|
| DIV. I ONLY | | | 17-24-0 | | .41463 213 | | 5-6-0 | | 278 | | 295 | | 253 | | .42831 276 | | 31 | | 31 | | | | |
| DIV. I NON-CONF. | | | 4-13-0 | | .23529 278 | | 1-1-0 | | 55 | | 63 | | 194 | | .46586 224 | | 31 | | 31 | | | | |
| TOTALS | | RPI 1-25 | | RPI 26-50 | | W-L RECORDS | | RPI 51-100 | | RPI 101-150 | | RPI 150+ | | | | | | | | | | | |
| 17-24-0 | | 0-5-0 | | 0-2-0 | | OVERALL | | 0-1-0 | | 0-1-0 | | 17-15-0 | | | | | | | | | | | |
| 6-4-0 | | 0-0-0 | | 0-0-0 | | HOME | | 0-0-0 | | 0-0-0 | | 6-4-0 | | | | | | | | | | | |
| 10-16-0 | | 0-5-0 | | 0-2-0 | | AWAY | | 0-1-0 | | 0-0-0 | | 10-8-0 | | | | | | | | | | | |
| 1-4-0 | | 0-0-0 | | 0-0-0 | | NEUTRAL | | 0-0-0 | | 0-1-0 | | 1-3-0 | | | | | | | | | | | |
| 4-13-0 | | 0-5-0 | | 0-2-0 | | NON-CONFERENCE | | 0-1-0 | | 0-1-0 | | 4-4-0 | | | | | | | | | | | |
| 0-1-0 | | 0-0-0 | | 0-0-0 | | HOME | | 0-0-0 | | 0-0-0 | | 0-1-0 | | | | | | | | | | | |
| 3-9-0 | | 0-5-0 | | 0-0- | | AWAY | | 0-1-0 | | 0-0-0 | | 3-1-0 | | | | | | | | | | | |
| 1-3-0 | | 0-0-0 | | 0-0-0 | | NEUTRAL | | 0-0-0 | | 0-1-0 | | 1-2-0 | | | | | | | | | | | |
| 13-11-0 | | 0-0-0 | | 0-0-0 | | CONFERENCE | | 0-0-0 | | 0-0-0 | | 13-11-0 | | | | | | | | | | | |
| 6-3-0 | | 0-0-0 | | 0-0-0 | | HOME | | 0-0-0 | | 0-0-0 | | 6-3-0 | | | | | | | | | | | |
| 7-7-0 | | 0-0-0 | | 0-0-0 | | AWAY | | 0-0-0 | | 0-0-0 | | 7-7-0 | | | | | | | | | | | |
| 0-1-0 | | 0-0-0 | | 0-0-0 | | NEUTRAL | | 0-0-0 | | 0-0-0 | | 0-1-0 | | | | | | | | | | | |
| RPI | S | Opponent | | Score | | RPI | S | Opponent | | Score | | RPI | S | Opponent | | Score | | RPI | S | Opponent | | Score | |
| 8 | A | Houston | | 0 | 1 | 35 | A | Texas A&M | | 0 | 6 | 95 | A | Baylor | | 0 | 1 | 127 | N | Virginia Tech | | 2 | 8 |
| 9 | A | La.-Lafayette | | 4 | 5 | 37 | A | Dallas Baptist | | 3 | 6 | | | | | | | 162 | A | Lamar | | 8 | 4 |
| 9 | A | La.-Lafayette | | 0 | 13 | | | | | | | | | | | | | 174 | A | Houston Baptist | | 4 | 2 |
| 9 | A | La.-Lafayette | | 2 | 7 | | | | | | | | | | | | | 174 | H | Houston Baptist | | 1 | 3 |
| 20 | A | LSU | | 1 | 4 | | | | | | | | | | | | | 185 | N | Toledo | | 0 | 1 |
| | | | | | | | | | | | | | | | | | | 232 | N | South Dakota St. | | 1 | 11 |
| | | | | | | | | | | | | | | | | | | 232 | N | South Dakota St. | | 1 | 0 |
| | | | | | | | | | | | | | | | | | | 267 | A | New Orleans | | 3 | 4 |
| | | | | | | | | | | | | | | | | | | 267 | A | New Orleans | | 3 | 1 |
| | | | | | | | | | | | | | | | | | | 269 | A | Ark.-Pine Bluff | | 9 | 8 |
| | | | | | | | | | | | | | | | | | | 269 | A | Ark.-Pine Bluff | | 2 | 9 |
| | | | | | | | | | | | | | | | | | | 269 | A | Ark.-Pine Bluff | | 5 | 2 |
| | | | | | | | | | | | | | | | | | | 269 | H | Ark.-Pine Bluff | | 7 | 12 |
| | | | | | | | | | | | | | | | | | | 269 | H | Ark.-Pine Bluff | | 10 | 4 |
| | | | | | | | | | | | | | | | | | | 269 | H | Ark.-Pine Bluff | | 1 | 7 |
| | | | | | | | | | | | | | | | | | | 288 | A | Jackson St. | | 2 | 3 |
| | | | | | | | | | | | | | | | | | | 288 | A | Jackson St. | | 2 | 4 |
| | | | | | | | | | | | | | | | | | | 296 | A | Prairie View | | 0 | 9 |
| | | | | | | | | | | | | | | | | | | 296 | A | Prairie View | | 4 | 7 |
| | | | | | | | | | | | | | | | | | | 296 | A | Prairie View | | 6 | 1 |
| | | | | | | | | | | | | | | | | | | 296 | H | Prairie View | | 9 | 1 |
| | | | | | | | | | | | | | | | | | | 296 | H | Prairie View | | 6 | 1 |
| | | | | | | | | | | | | | | | | | | 296 | H | Prairie View | | 7 | 4 |
| | | | | | | | | | | | | | | | | | | 299 | A | Grambling | | 5 | 7 |
| | | | | | | | | | | | | | | | | | | 299 | A | Grambling | | 7 | 6 |
| | | | | | | | | | | | | | | | | | | 299 | A | Grambling | | 10 | 0 |
| | | | | | | | | | | | | | | | | | | 299 | H | Grambling | | 6 | 3 |
| Non-Div. I Games: | | Houston-Victoria | | 4 | 5 | Huston-Tillotson | | 9 | 4 | Houston-Victoria | | 6 | 0 | Arlington Baptist | | 1 | 4 | Texas Southern | | 5 | 3 | | |
| | | Wiley | | 3 | 2 | Huston-Tillotson | | 8 | 2 | Arlington Baptist | | 0 | 4 | Wiley | | | | | | | | | |

Arlington Baptist

| | | | |
|-----|----------------|---|---|
| 12 | 3 | | |
| 296 | A Prairie View | 4 | 7 |
| 296 | A Prairie View | 0 | 9 |

T
e
x
a
s
s
o
u
t
h
e
r
n

| RPI | S | Opponent | Score | |
|-----|---|-------------|-------|---|
| 299 | H | Grambling | 5 | 4 |
| 299 | H | Grambling | 1 | 3 |
| 301 | A | Southern U. | 5 | 8 |
| 301 | A | Southern U. | 2 | 1 |
| 301 | A | Southern U. | 6 | 1 |
| 301 | N | Southern U. | 5 | 9 |

Texas Southern

| Average RPI Win: | | 203 | WON-LOST RECORD | | WINNING PCT. RANK | | LAST 15 GAMES | | STRENGTH OF SCHEDULE | | OPP. STRENGTH OF SCHEDULE | | TEAM RPI | | ADJ RPI | | CONF. RPI | | ADJ CONF. RPI | |
|------------------|---|--------------|-----------------|-----------|-------------------|----------------|---------------|-----------------|----------------------|-------------|---------------------------|----------|----------|--------------|------------|-------|-----------|--|---------------|--|
| DIV. I ONLY | | | 11-27-0 | | .28947 278 | | 4-9-0 | | 149 | | 163 | | 252 | | .42807 277 | | 17 | | 17 | |
| DIV. I NON-CONF. | | | 5-11-0 | | .3125 255 | | 0-1-0 | | 142 | | 217 | | 233 | | .4442 257 | | 16 | | 18 | |
| TOTALS | | RPI 1-25 | | RPI 26-50 | | W-L RECORDS | | RPI 51-100 | | RPI 101-150 | | RPI 150+ | | | | | | | | |
| 11-27-0 | | 0-3-0 | | 0-4-0 | | OVERALL | | 1-4-0 | | 2-6-0 | | 8-10-0 | | | | | | | | |
| 7-10-0 | | 0-0-0 | | 0-0-0 | | HOME | | 0-0-0 | | 1-5-0 | | 6-5-0 | | | | | | | | |
| 4-15-0 | | 0-3-0 | | 0-4-0 | | AWAY | | 1-4-0 | | 1-0-0 | | 2-4-0 | | | | | | | | |
| 0-2-0 | | 0-0-0 | | 0-0-0 | | NEUTRAL | | 0-0-0 | | 0-1-0 | | 0-1-0 | | | | | | | | |
| 5-11-0 | | 0-3-0 | | 0-1-0 | | NON-CONFERENCE | | 0-2-0 | | 2-2-0 | | 3-3-0 | | | | | | | | |
| 3-1-0 | | 0-0-0 | | 0-0-0 | | HOME | | 0-0-0 | | 1-1-0 | | 2-0-0 | | | | | | | | |
| 2-8-0 | | 0-3-0 | | 0-0- | | AWAY | | 0-2-0 | | 1-0-0 | | 1-2-0 | | | | | | | | |
| 0-2-0 | | 0-0-0 | | 0-0-0 | | NEUTRAL | | 0-0-0 | | 0-1-0 | | 0-1-0 | | | | | | | | |
| 6-16-0 | | 0-0-0 | | 0-3-0 | | CONFERENCE | | 1-2-0 | | 0-4-0 | | 5-7-0 | | | | | | | | |
| 4-9-0 | | 0-0-0 | | 0-0-0 | | HOME | | 0-0-0 | | 0-4-0 | | 4-5-0 | | | | | | | | |
| 2-7-0 | | 0-0-0 | | 0-3-0 | | AWAY | | 1-2-0 | | 0-0-0 | | 1-2-0 | | | | | | | | |
| 0-0-0 | | 0-0-0 | | 0-0-0 | | NEUTRAL | | 0-0-0 | | 0-0-0 | | 0-0-0 | | | | | | | | |
| RPI | S | Opponent | | Score | | RPI | S | Opponent | | Score | | RPI | S | Opponent | | Score | | | | |
| 14 | A | Texas Tech | | 2 | 6 | 33 | A | Sam Houston St. | | 3 | 8 | 78 | A | Oral Roberts | | 7 | 0 | | | |
| 14 | A | Texas Tech | | 2 | 19 | 33 | A | Sam Houston St. | | 0 | 7 | 78 | A | Oral Roberts | | 2 | 5 | | | |
| 24 | A | Oklahoma St. | | 7 | 15 | 33 | A | Sam Houston St. | | 2 | 3 | 78 | A | Oral Roberts | | 1 | 3 | | | |
| | | | | | | 35 | A | Texas A&M | | 2 | 20 | 89 | A | Oklahoma | | 1 | 3 | | | |
| | | | | | | | | | | | | 89 | A | Oklahoma | | 1 | 4 | | | |
| | | | | | | | | | | | | | | | | | | | | |
| | | | | | | | | | | | | | | | | | | | | |
| | | | | | | | | | | | | | | | | | | | | |
| | | | | | | | | | | | | | | | | | | | | |
| | | | | | | | | | | | | | | | | | | | | |
| | | | | | | | | | | | | | | | | | | | | |
| | | | | | | | | | | | | | | | | | | | | |
| | | | | | | | | | | | | | | | | | | | | |
| | | | | | | | | | | | | | | | | | | | | |
| | | | | | | | | | | | | | | | | | | | | |
| | | | | | | | | | | | | | | | | | | | | |
| | | | | | | | | | | | | | | | | | | | | |
| | | | | | | | | | | | | | | | | | | | | |
| | | | | | | | | | | | | | | | | | | | | |
| | | | | | | | | | | | | | | | | | | | | |
| | | | | | | | | | | | | | | | | | | | | |
| | | | | | | | | | | | | | | | | | | | | |
| | | | | | | | | | | | | | | | | | | | | |
| | | | | | | | | | | | | | | | | | | | | |
| | | | | | | | | | | | | | | | | | | | | |
| | | | | | | | | | | | | | | | | | | | | |
| | | | | | | | | | | | | | | | | | | | | |
| | | | | | | | | | | | | | | | | | | | | |
| | | | | | | | | | | | | | | | | | | | | |
| | | | | | | | | | | | | | | | | | | | | |
| | | | | | | | | | | | | | | | | | | | | |
| | | | | | | | | | | | | | | | | | | | | |
| | | | | | | | | | | | | | | | | | | | | |
| | | | | | | | | | | | | | | | | | | | | |
| | | | | | | | | | | | | | | | | | | | | |
| | | | | | | | | | | | | | | | | | | | | |
| | | | | | | | | | | | | | | | | | | | | |
| | | | | | | | | | | | | | | | | | | | | |
| | | | | | | | | | | | | | | | | | | | | |
| | | | | | | | | | | | | | | | | | | | | |
| | | | | | | | | | | | | | | | | | | | | |
| | | | | | | | | | | | | | | | | | | | | |
| | | | | | | | | | | | | | | | | | | | | |
| | | | | | | | | | | | | | | | | | | | | |
| | | | | | | | | | | | | | | | | | | | | |
| | | | | | | | | | | | | | | | | | | | | |
| | | | | | | | | | | | | | | | | | | | | |
| | | | | | | | | | | | | | | | | | | | | |
| | | | | | | | | | | | | | | | | | | | | |
| | | | | | | | | | | | | | | | | | | | | |
| | | | | | | | | | | | | | | | | | | | | |
| | | | | | | | | | | | | | | | | | | | | |

Non-Div. I Games:

McMurry

| | | |
|--------------------------|---|---|
| 4 | 7 | |
| 108 H A&M-Corpus Christi | 6 | 8 |
| 174 A Houston Baptist | 3 | 6 |
| | | |

Abilene Christian

A
b
i
l
e
n
e
C
h
r
i
s
t
i
a
n

A
b
i
l
e
n
e
C
h
r
i
s
t
i
a
n

| | | | | | | | | | | | |
|-------------------|----------|-----------|-----------|----------------|-------------|----------------|-------|-------------|-------|--------------------|-------|
| Average RPI Win: | 216 | WON-LOST | WINNING | LAST 15 | STRENGTH OF | OPP. STRENGTH | TEAM | ADJ | CONF. | ADJ CONF. | |
| Average RPI Loss: | 182 | RECORD | PCT. RANK | GAMES | SCHEDULE | OF SCHEDULE | RPI | RPI | RPI | RPI | |
| DIV. I ONLY | 17-32-0 | .34694 | 254 | 5-10-0 | 252 | 257 | 278 | .4274 | 278 | 30 | 30 |
| DIV. I NON-CONF. | 8-17-0 | .32 | 249 | 2-4-0 | 126 | 184 | 247 | .45224 | 245 | 30 | 30 |
| <hr/> | | | | | | | | | | | |
| TOTALS | RPI 1-25 | RPI 26-50 | | W-L RECORDS | | RPI 51-100 | | RPI 101-150 | | RPI 150+ | |
| 17-32-0 | 0-0-0 | 0-3-0 | | OVERALL | | 2-7-0 | | 1-1-0 | | 14-21-0 | |
| 11-13-0 | 0-0-0 | 0-2-0 | | HOME | | 1-1-0 | | 1-0-0 | | 9-10-0 | |
| 6-18-0 | 0-0-0 | 0-1-0 | | AWAY | | 1-6-0 | | 0-1-0 | | 5-10-0 | |
| 0-1-0 | 0-0-0 | 0-0-0 | | NEUTRAL | | 0-0-0 | | 0-0-0 | | 0-1-0 | |
| <hr/> | | | | | | | | | | | |
| 8-17-0 | 0-0-0 | 0-3-0 | | NON-CONFERENCE | | 2-7-0 | | 1-1-0 | | 5-6-0 | |
| 7-5-0 | 0-0-0 | 0-2-0 | | HOME | | 1-1-0 | | 1-0-0 | | 5-2-0 | |
| 1-11-0 | 0-0-0 | 0-0- | | AWAY | | 1-6-0 | | 0-1-0 | | 0-3-0 | |
| 0-1-0 | 0-0-0 | 0-0-0 | | NEUTRAL | | 0-0-0 | | 0-0-0 | | 0-1-0 | |
| <hr/> | | | | | | | | | | | |
| 9-15-0 | 0-0-0 | 0-0-0 | | CONFERENCE | | 0-0-0 | | 0-0-0 | | 9-15-0 | |
| 4-8-0 | 0-0-0 | 0-0-0 | | HOME | | 0-0-0 | | 0-0-0 | | 4-8-0 | |
| 5-7-0 | 0-0-0 | 0-0-0 | | AWAY | | 0-0-0 | | 0-0-0 | | 5-7-0 | |
| 0-0-0 | 0-0-0 | 0-0-0 | | NEUTRAL | | 0-0-0 | | 0-0-0 | | 0-0-0 | |
| <hr/> | | | | | | | | | | | |
| RPI | S | Opponent | Score | RPI | S | Opponent | Score | RPI | S | Opponent | Score |
| | | | | 36 | H | Bryant | 0 1 | 51 | A | High Point | 7 6 |
| | | | | 36 | H | Bryant | 0 4 | 51 | H | High Point | 3 25 |
| | | | | 47 | A | North Carolina | 0 10 | 59 | A | North Carolina St. | 0 15 |
| | | | | | | | | 59 | A | North Carolina St. | 4 17 |
| | | | | | | | | 70 | A | Campbell | 1 4 |
| | | | | | | | | 90 | A | Davidson | 1 3 |
| | | | | | | | | 90 | A | Davidson | 4 7 |
| | | | | | | | | 91 | A | Radford | 1 15 |
| | | | | | | | | 91 | H | Radford | 8 6 |
| | | | | | | | | | | | |
| | | | | | | | | | | | |
| | | | | | | | | | | | |
| | | | | | | | | | | | |
| | | | | | | | | | | | |
| | | | | | | | | | | | |
| | | | | | | | | | | | |
| | | | | | | | | | | | |
| | | | | | | | | | | | |
| | | | | | | | | | | | |
| | | | | | | | | | | | |
| | | | | | | | | | | | |
| | | | | | | | | | | | |
| | | | | | | | | | | | |
| | | | | | | | | | | | |
| | | | | | | | | | | | |
| | | | | | | | | | | | |
| | | | | | | | | | | | |
| | | | | | | | | | | | |
| | | | | | | | | | | | |
| | | | | | | | | | | | |
| | | | | | | | | | | | |
| | | | | | | | | | | | |
| | | | | | | | | | | | |
| | | | | | | | | | | | |
| | | | | | | | | | | | |
| | | | | | | | | | | | |
| | | | | | | | | | | | |
| | | | | | | | | | | | |
| | | | | | | | | | | | |
| | | | | | | | | | | | |
| | | | | | | | | | | | |
| | | | | | | | | | | | |
| | | | | | | | | | | | |
| | | | | | | | | | | | |
| | | | | | | | | | | | |
| | | | | | | | | | | | |
| | | | | | | | | | | | |
| | | | | | | | | | | | |
| | | | | | | | | | | | |
| | | | | | | | | | | | |
| | | | | | | | | | | | |
| | | | | | | | | | | | |
| | | | | | | | | | | | |
| | | | | | | | | | | | |
| | | | | | | | | | | | |
| | | | | | | | | | | | |
| | | | | | | | | | | | |
| | | | | | | | | | | | |
| | | | | | | | | | | | |
| | | | | | | | | | | | |
| | | | | | | | | | | | |
| | | | | | | | | | | | |
| | | | | | | | | | | | |
| | | | | | | | | | | | |
| | | | | | | | | | | | |
| | | | | | | | | | | | |
| | | | | | | | | | | | |
| | | | | | | | | | | | |
| | | | | | | | | | | | |
| | | | | | | | | | | | |
| | | | | | | | | | | | |
| | | | | | | | | | | | |
| | | | | | | | | | | | |
| | | | | | | | | | | | |
| | | | | | | | | | | | |
| | | | | | | | | | | | |

Non-Div. I Games:

N.C. A&T

| | | |
|--------------------|----|----|
| 260 H Savannah St. | 11 | 13 |
| 260 H Savannah St. | 7 | 17 |

| RPI | S | Opponent | Score | |
|-----|---|--------------|-------|----|
| 260 | H | Savannah St. | 7 | 17 |
| 281 | H | Marist | 10 | 14 |
| 281 | H | Marist | 7 | 6 |
| 281 | H | Marist | 3 | 0 |
| 290 | A | N.C. Central | 3 | 12 |
| 290 | A | N.C. Central | 0 | 4 |
| 290 | A | N.C. Central | 3 | 5 |
| 290 | H | N.C. Central | 5 | 1 |
| 290 | H | N.C. Central | 6 | 5 |
| 290 | H | N.C. Central | 3 | 9 |

| Average RPI Win: 239 | | WON-LOST | WINNING | LAST 15 | STRENGTH OF | | OPP. STRENGTH | TEAM | ADJ | | CONF. | ADJ CONF. |
|-----------------------|----------|----------|-----------|-----------------|----------------|-------|-------------------|-------|-------------|-------------------|----------|-----------|
| Average RPI Loss: 173 | | RECORD | PCT. RANK | GAMES | SCHEDULE | | OF SCHEDULE | RPI | RPI | | RPI | RPI |
| DIV. I ONLY | | 10-32-0 | .2381 | 293 | 3-12-0 | | 194 | 293 | 279 | | 23 | 23 |
| DIV. I NON-CONF. | | 5-16-0 | .2381 | 275 | 2-5-0 | | 181 | 301 | 266 | | 23 | 23 |
| TOTALS | | RPI 1-25 | RPI 26-50 | | W-L RECORDS | | RPI 51-100 | | RPI 101-150 | | RPI 150+ | |
| 10-32-0 | | 0-0-0 | 0-3-0 | | OVERALL | | 1-0-0 | | 0-13-0 | | 9-16-0 | |
| 2-8-0 | | 0-0-0 | 0-0-0 | | HOME | | 0-0-0 | | 0-3-0 | | 2-5-0 | |
| 7-21-0 | | 0-0-0 | 0-3-0 | | AWAY | | 1-0-0 | | 0-8-0 | | 6-9-0 | |
| 1-3-0 | | 0-0-0 | 0-0-0 | | NEUTRAL | | 0-0-0 | | 0-2-0 | | 1-1-0 | |
| 5-16-0 | | 0-0-0 | 0-3-0 | | NON-CONFERENCE | | 1-0-0 | | 0-4-0 | | 4-9-0 | |
| 0-1-0 | | 0-0-0 | 0-0-0 | | HOME | | 0-0-0 | | 0-0-0 | | 0-1-0 | |
| 4-12-0 | | 0-0-0 | 0-0- | | AWAY | | 1-0-0 | | 0-2-0 | | 3-7-0 | |
| 1-3-0 | | 0-0-0 | 0-0-0 | | NEUTRAL | | 0-0-0 | | 0-2-0 | | 1-1-0 | |
| 5-16-0 | | 0-0-0 | 0-0-0 | | CONFERENCE | | 0-0-0 | | 0-9-0 | | 5-7-0 | |
| 2-7-0 | | 0-0-0 | 0-0-0 | | HOME | | 0-0-0 | | 0-3-0 | | 2-4-0 | |
| 3-9-0 | | 0-0-0 | 0-0-0 | | AWAY | | 0-0-0 | | 0-6-0 | | 3-3-0 | |
| 0-0-0 | | 0-0-0 | 0-0-0 | | NEUTRAL | | 0-0-0 | | 0-0-0 | | 0-0-0 | |
| RPI S | Opponent | Score | RPI S | Opponent | Score | RPI S | Opponent | Score | RPI S | Opponent | Score | |
| | | | 36 A | Bryant | 3 13 | 70 A | Campbell | 6 3 | 114 A | St. John's (NY) | 5 8 | |
| | | | 36 A | Bryant | 0 6 | | | | 116 A | Stony Brook | 3 7 | |
| | | | 36 A | Bryant | 4 14 | | | | 116 A | Stony Brook | 0 7 | |
| | | | | | | | | | 116 A | Stony Brook | 2 6 | |
| | | | | | | | | | 116 H | Stony Brook | 3 6 | |
| | | | | | | | | | 116 H | Stony Brook | 2 13 | |
| | | | | | | | | | 116 H | Stony Brook | 7 12 | |
| | | | | | | | | | 128 A | Hartford | 2 3 | |
| | | | | | | | | | 128 A | Hartford | 0 3 | |
| | | | | | | | | | 128 A | Hartford | 9 12 | |
| | | | | | | | | | 136 N | Towson | 2 8 | |
| | | | | | | | | | 142 A | Central Conn. St. | 4 6 | |
| | | | | | | | | | 147 N | Army | 1 16 | |
| | | | | | | | | | 176 A | Hawaii | 0 9 | |
| | | | | | | | | | 176 A | Hawaii | 2 5 | |
| | | | | | | | | | 176 A | Hawaii | 6 12 | |
| | | | | | | | | | 176 A | Hawaii | 7 9 | |
| | | | | | | | | | 219 H | UMass Lowell | 8 7 | |
| | | | | | | | | | 219 H | UMass Lowell | 4 11 | |
| | | | | | | | | | 219 H | UMass Lowell | 3 2 | |
| | | | | | | | | | 230 A | Maine | 4 9 | |
| | | | | | | | | | 230 A | Maine | 0 7 | |
| | | | | | | | | | 230 A | Maine | 6 4 | |
| | | | | | | | | | 250 A | Fordham | 2 8 | |
| | | | | | | | | | 256 A | UMBC | 9 7 | |
| | | | | | | | | | 256 A | UMBC | 2 3 | |
| | | | | | | | | | 256 A | UMBC | 6 4 | |
| LAST 15 GAMES | | | 230 A | Maine | 0 7 | 291 A | NJIT | 4 5 | 230 A | Maine | 6 4 | |
| | | | 230 A | Maine | 4 9 | 142 A | Central Conn. St. | 4 6 | 250 A | Fordham | 2 8 | |
| | | | 230 A | Maine | 6 4 | 116 H | Stony Brook | 7 12 | 256 A | UMBC | 9 7 | |
| | | | 114 A | St. John's (NY) | 5 8 | | | | 256 A | UMBC | 2 3 | |
| | | | 291 A | NJIT | 4 5 | | | | 256 A | UMBC | 6 4 | |

Non-Div. I Games:

Albany (NY)

| | | | | |
|-----|---|------|----|---|
| 291 | A | NJIT | 9 | 5 |
| 291 | A | NJIT | 11 | 1 |

| RPI | S | Opponent | Score | |
|-----|---|-----------|-------|----|
| 256 | H | UMBC | 6 | 10 |
| 256 | H | UMBC | 2 | 4 |
| 256 | H | UMBC | 5 | 9 |
| 275 | H | Manhattan | 7 | 9 |
| 281 | A | Marist | 7 | 6 |
| 281 | N | Marist | 3 | 0 |
| 281 | N | Marist | 4 | 7 |
| 291 | A | NJIT | 4 | 5 |
| 291 | A | NJIT | 11 | 1 |
| 291 | A | NJIT | 9 | 5 |
| 291 | A | NJIT | 4 | 5 |

| Average RPI Win: | 224 | WON-LOST | WINNING | LAST 15 | STRENGTH OF | OPP. STRENGTH | TEAM | ADJ | CONF. | ADJ CONF. | | | |
|-------------------|----------|-----------|-----------|-------------------------|-------------|---------------|-------|-----------------------|-------|------------------|-------|----|----|
| Average RPI Loss: | 171 | RECORD | PCT. RANK | GAMES | SCHEDULE | OF SCHEDULE | RPI | RPI | RPI | RPI | | | |
| DIV. I ONLY | 12-32-0 | .27273 | 285 | 6-9-0 | 222 | 280 | 280 | .42644 | 280 | 28 | 28 | | |
| DIV. I NON-CONF. | 6-18-0 | .25 | 272 | 1-2-0 | 173 | 273 | 265 | .44002 | 265 | 26 | 26 | | |
| <hr/> | | | | | | | | | | | | | |
| TOTALS | RPI 1-25 | RPI 26-50 | | W-L RECORDS | | RPI 51-100 | | RPI 101-150 | | RPI 150+ | | | |
| 12-32-0 | 0-0-0 | 0-0-0 | | OVERALL | | 0-5-0 | | 3-8-0 | | 9-19-0 | | | |
| 6-5-0 | 0-0-0 | 0-0-0 | | HOME | | 0-0-0 | | 2-3-0 | | 4-2-0 | | | |
| 4-24-0 | 0-0-0 | 0-0-0 | | AWAY | | 0-5-0 | | 1-5-0 | | 3-13-0 | | | |
| 2-3-0 | 0-0-0 | 0-0-0 | | NEUTRAL | | 0-0-0 | | 0-0-0 | | 2-3-0 | | | |
| <hr/> | | | | | | | | | | | | | |
| 6-18-0 | 0-0-0 | 0-0-0 | | NON-CONFERENCE | | 0-5-0 | | 3-3-0 | | 3-10-0 | | | |
| 2-1-0 | 0-0-0 | 0-0-0 | | HOME | | 0-0-0 | | 2-1-0 | | 0-0-0 | | | |
| 2-14-0 | 0-0-0 | 0-0- | | AWAY | | 0-5-0 | | 1-2-0 | | 1-7-0 | | | |
| 2-3-0 | 0-0-0 | 0-0-0 | | NEUTRAL | | 0-0-0 | | 0-0-0 | | 2-3-0 | | | |
| <hr/> | | | | | | | | | | | | | |
| 6-14-0 | 0-0-0 | 0-0-0 | | CONFERENCE | | 0-0-0 | | 0-5-0 | | 6-9-0 | | | |
| 4-4-0 | 0-0-0 | 0-0-0 | | HOME | | 0-0-0 | | 0-2-0 | | 4-2-0 | | | |
| 2-10-0 | 0-0-0 | 0-0-0 | | AWAY | | 0-0-0 | | 0-3-0 | | 2-7-0 | | | |
| 0-0-0 | 0-0-0 | 0-0-0 | | NEUTRAL | | 0-0-0 | | 0-0-0 | | 0-0-0 | | | |
| <hr/> | | | | | | | | | | | | | |
| RPI | S | Opponent | Score | RPI | S | Opponent | Score | RPI | S | Opponent | Score | | |
| | | | | 59 A North Carolina St. | | | | 1 | 16 | 112 A Wright St. | | 12 | 14 |
| | | | | 62 A UAB | | | | 0 | 4 | 112 A Wright St. | | 11 | 16 |
| | | | | 62 A UAB | | | | 2 | 4 | 112 A Wright St. | | 3 | 7 |
| | | | | 62 A UAB | | | | 3 | 7 | 112 H Wright St. | | 1 | 5 |
| | | | | 76 A Canisius | | | | 6 | 7 | 112 H Wright St. | | 2 | 4 |
| | | | | | | | | 129 A Pittsburgh | | 1 | 12 | | |
| | | | | | | | | 129 H Pittsburgh | | 7 | 6 | | |
| | | | | | | | | 150 A Kent St. | | 5 | 4 | | |
| | | | | | | | | 150 A Kent St. | | 2 | 10 | | |
| | | | | | | | | 150 H Kent St. | | 7 | 11 | | |
| | | | | | | | | 150 H Kent St. | | 7 | 4 | | |
| | | | | | | | | 168 A Cincinnati | | 0 | 1 | | |
| | | | | | | | | 168 A Cincinnati | | 9 | 12 | | |
| | | | | | | | | 169 A Alabama St. | | 2 | 11 | | |
| | | | | | | | | 169 A Alabama St. | | 3 | 8 | | |
| | | | | | | | | 183 N Appalachian St. | | 2 | 1 | | |
| | | | | | | | | 187 A Akron | | 0 | 5 | | |
| | | | | | | | | 194 N Notre Dame | | 3 | 6 | | |
| | | | | | | | | 196 A Eastern Ky. | | 9 | 18 | | |
| | | | | | | | | 196 N Eastern Ky. | | 14 | 19 | | |
| | | | | 217 A Valparaiso | | 1 | 13 | | | | | | |
| | | | | 217 A Valparaiso | | 12 | 4 | | | | | | |
| | | | | 217 A Valparaiso | | 7 | 10 | | | | | | |
| | | | | 221 A Penn St. | | 2 | 15 | | | | | | |
| | | | | 239 A Ill.-Chicago | | 2 | 12 | | | | | | |
| | | | | 239 A Ill.-Chicago | | 6 | 12 | | | | | | |
| | | | | 239 A Ill.-Chicago | | 5 | 6 | | | | | | |
| | | | | 239 A Ill.-Chicago | | 5 | 6 | | | | | | |
| | | | | 239 A Ill.-Chicago | | 5 | 6 | | | | | | |
| | | | | 239 A Ill.-Chicago | | 5 | 6 | | | | | | |
| | | | | 239 A Ill.-Chicago | | 5 | 6 | | | | | | |
| | | | | 239 A Ill.-Chicago | | 5 | 6 | | | | | | |
| | | | | 239 A Ill.-Chicago | | 5 | 6 | | | | | | |
| | | | | 239 A Ill.-Chicago | | 5 | 6 | | | | | | |
| | | | | 239 A Ill.-Chicago | | 5 | 6 | | | | | | |
| | | | | 239 A Ill.-Chicago | | 5 | 6 | | | | | | |
| | | | | 239 A Ill.-Chicago | | 5 | 6 | | | | | | |
| | | | | 239 A Ill.-Chicago | | 5 | 6 | | | | | | |
| | | | | 239 A Ill.-Chicago | | 5 | 6 | | | | | | |
| | | | | 239 A Ill.-Chicago | | 5 | 6 | | | | | | |
| | | | | 239 A Ill.-Chicago | | 5 | 6 | | | | | | |
| | | | | 239 A Ill.-Chicago | | 5 | 6 | | | | | | |
| | | | | 239 A Ill.-Chicago | | 5 | 6 | | | | | | |
| | | | | 239 A Ill.-Chicago | | 5 | 6 | | | | | | |
| | | | | 239 A Ill.-Chicago | | 5 | 6 | | | | | | |
| | | | | 239 A Ill.-Chicago | | 5 | 6 | | | | | | |
| | | | | 239 A Ill.-Chicago | | 5 | 6 | | | | | | |
| | | | | 239 A Ill.-Chicago | | 5 | 6 | | | | | | |
| | | | | 239 A Ill.-Chicago | | 5 | 6 | | | | | | |
| | | | | 239 A Ill.-Chicago | | 5 | 6 | | | | | | |
| | | | | 239 A Ill.-Chicago | | 5 | 6 | | | | | | |
| | | | | 239 A Ill.-Chicago | | 5 | 6 | | | | | | |
| | | | | 239 A Ill.-Chicago | | 5 | 6 | | | | | | |
| | | | | 239 A Ill.-Chicago | | 5 | 6 | | | | | | |
| | | | | 239 A Ill.-Chicago | | 5 | 6 | | | | | | |
| | | | | 239 A Ill.-Chicago | | 5 | 6 | | | | | | |
| | | | | 239 A Ill.-Chicago | | 5 | 6 | | | | | | |
| | | | | 239 A Ill.-Chicago | | 5 | 6 | | | | | | |
| | | | | 239 A Ill.-Chicago | | 5 | 6 | | | | | | |
| | | | | 239 A Ill.-Chicago | | 5 | 6 | | | | | | |
| | | | | 239 A Ill.-Chicago | | 5 | 6 | | | | | | |
| | | | | 239 A Ill.-Chicago | | 5 | 6 | | | | | | |
| | | | | 239 A Ill.-Chicago | | 5 | 6 | | | | | | |
| | | | | 239 A Ill.-Chicago | | 5 | 6 | | | | | | |
| | | | | 239 A Ill.-Chicago | | 5 | 6 | | | | | | |
| | | | | 239 A Ill.-Chicago | | 5 | 6 | | | | | | |
| | | | | 239 A Ill.-Chicago | | 5 | 6 | | | | | | |
| | | | | 239 A Ill.-Chicago | | 5 | 6 | | | | | | |
| | | | | 239 A Ill.-Chicago | | 5 | 6 | | | | | | |
| | | | | 239 A Ill.-Chicago | | 5 | 6 | | | | | | |
| | | | | 239 A Ill.-Chicago | | 5 | 6 | | | | | | |
| | | | | 239 A Ill.-Chicago | | 5 | 6 | | | | | | |
| | | | | 239 A Ill.-Chicago | | 5 | 6 | | | | | | |
| | | | | 239 A Ill.-Chicago | | 5 | 6 | | | | | | |
| | | | | 239 A Ill.-Chicago | | 5 | 6 | | | | | | |
| | | | | 239 A Ill.-Chicago | | 5 | 6 | | | | | | |
| | | | | 239 A Ill.-Chicago | | 5 | 6 | | | | | | |
| | | | | 239 A Ill.-Chicago | | 5 | 6 | | | | | | |
| | | | | 239 A Ill.-Chicago | | 5 | 6 | | | | | | |
| | | | | 239 A Ill.-Chicago | | 5 | 6 | | | | | | |
| | | | | 239 A Ill.-Chicago | | 5 | 6 | | | | | | |
| | | | | 239 A Ill.-Chicago | | 5 | 6 | | | | | | |
| | | | | 239 A Ill.-Chicago | | 5 | 6 | | | | | | |
| | | | | 239 A Ill.-Chicago | | 5 | 6 | | | | | | |
| | | | | 239 A Ill.-Chicago | | 5 | 6 | | | | | | |
| | | | | 239 A Ill.-Chicago | | 5 | 6 | | | | | | |
| | | | | 239 A Ill.-Chicago | | 5 | 6 | | | | | | |
| | | | | 239 A Ill.-Chicago | | 5 | 6 | | | | | | |
| | | | | 239 A Ill.-Chicago | | 5 | 6 | | | | | | |
| | | | | 239 A Ill.-Chicago | | 5 | 6 | | | | | | |
| | | | | 239 A Ill.-Chicago | | 5 | 6 | | | | | | |
| | | | | 239 A Ill.-Chicago | | 5 | 6 | | | | | | |
| | | | | 239 A Ill.-Chicago | | 5 | 6 | | | | | | |
| | | | | 239 A Ill.-Chicago | | 5 | 6 | | | | | | |
| | | | | 239 A Ill.-Chicago | | 5 | 6 | | | | | | |
| | | | | 239 A Ill.-Chicago | | 5 | 6 | | | | | | |
| | | | | 239 A Ill.-Chicago | | 5 | 6 | | | | | | |
| | | | | 239 A Ill.-Chicago | | 5 | 6 | | | | | | |
| | | | | 239 A Ill.-Chicago | | 5 | 6 | | | | | | |
| | | | | 239 A Ill.-Chicago | | | | | | | | | |

Non-Div. I Games:

Youngstown St.

| | | | | |
|-----|---|------------|----|----|
| 112 | A | Wright St. | 12 | 14 |
| 150 | A | Kent St. | 5 | 4 |

| RPI | S | Opponent | Score | |
|-----|---|---------------|-------|----|
| 239 | H | Ill.-Chicago | 2 | 8 |
| 239 | H | Ill.-Chicago | 2 | 1 |
| 239 | H | Ill.-Chicago | 9 | 8 |
| 264 | H | Oakland | 5 | 4 |
| 264 | H | Oakland | 5 | 0 |
| 264 | H | Oakland | 1 | 4 |
| 273 | N | Eastern Mich. | 5 | 11 |
| 273 | N | Eastern Mich. | 5 | 4 |
| 285 | A | Milwaukee | 5 | 7 |
| 285 | A | Milwaukee | 3 | 13 |
| 285 | A | Milwaukee | 5 | 2 |
| 292 | A | Ohio | 11 | 4 |

Y
o
u
n
g
s
t
o
w
n
s
t
.

Y
o
u
n
g
s
t
o
w
n
s
t
.

| Average RPI Win: 254 | | WON-LOST RECORD | WINNING PCT. RANK | | LAST 15 GAMES | STRENGTH OF SCHEDULE | OPP. STRENGTH OF SCHEDULE | TEAM RPI | ADJ RPI | | CONF. RPI | ADJ CONF. RPI |
|-----------------------|----------|--------------------|----------------------|----------------|---------------------|-------------------------|------------------------------|-------------|-----------------|--------------|--------------|------------------|
| Average RPI Loss: 199 | | | | | | | | | | | | |
| DIV. I ONLY | | 16-30-0 | .34783 | 252 | 8-7-0 | 285 | 282 | 281 | .42444 | 281 | 29 | 29 |
| DIV. I NON-CONF. | | 7-18-0 | .28 | 262 | 1-2-0 | 255 | 283 | 269 | .43503 | 269 | 27 | 27 |
| TOTALS | | RPI 1-25 | RPI 26-50 | | W-L RECORDS | | RPI 51-100 | | RPI 101-150 | | RPI 150+ | |
| 16-30-0 | 0-0-0 | 0-0-0 | | OVERALL | | 0-6-0 | | 0-2-0 | | 16-22-0 | | |
| 6-6-0 | 0-0-0 | 0-0-0 | | HOME | | 0-3-0 | | 0-0-0 | | 6-3-0 | | |
| 8-19-0 | 0-0-0 | 0-0-0 | | AWAY | | 0-3-0 | | 0-1-0 | | 8-15-0 | | |
| 2-5-0 | 0-0-0 | 0-0-0 | | NEUTRAL | | 0-0-0 | | 0-1-0 | | 2-4-0 | | |
| 7-18-0 | 0-0-0 | 0-0-0 | | NON-CONFERENCE | | 0-3-0 | | 0-2-0 | | 7-13-0 | | |
| 0-2-0 | 0-0-0 | 0-0-0 | | HOME | | 0-0-0 | | 0-0-0 | | 0-2-0 | | |
| 6-12-0 | 0-0-0 | 0-0- | | AWAY | | 0-3-0 | | 0-1-0 | | 6-8-0 | | |
| 1-4-0 | 0-0-0 | 0-0-0 | | NEUTRAL | | 0-0-0 | | 0-1-0 | | 1-3-0 | | |
| 9-12-0 | 0-0-0 | 0-0-0 | | CONFERENCE | | 0-3-0 | | 0-0-0 | | 9-9-0 | | |
| 6-4-0 | 0-0-0 | 0-0-0 | | HOME | | 0-3-0 | | 0-0-0 | | 6-1-0 | | |
| 2-7-0 | 0-0-0 | 0-0-0 | | AWAY | | 0-0-0 | | 0-0-0 | | 2-7-0 | | |
| 1-1-0 | 0-0-0 | 0-0-0 | | NEUTRAL | | 0-0-0 | | 0-0-0 | | 1-1-0 | | |
| RPI S | Opponent | Score | RPI S | Opponent | Score | RPI S | Opponent | Score | RPI S | Opponent | Score | |
| | | | | | | 73 A | Col. of Charleston | 4 5 | 116 A | Stony Brook | 3 9 | |
| | | | | | | 73 A | Col. of Charleston | 3 7 | 147 N | Army | 2 4 | |
| | | | | | | 73 A | Col. of Charleston | 0 7 | 162 A | Lamar | 6 7 | |
| | | | | | | 76 H | Canisius | 1 8 | 162 A | Lamar | 4 3 | |
| | | | | | | 76 H | Canisius | 3 7 | 203 A | Monmouth | 1 4 | |
| | | | | | | 76 H | Canisius | 1 8 | 203 A | Monmouth | 0 2 | |
| | | | | | | | | | 203 A | Monmouth | 1 3 | |
| | | | | | | | | | 205 A | Wofford | 10 12 | |
| | | | | | | | | | 205 A | Wofford | 3 1 | |
| | | | | | | | | | 205 A | Wofford | 8 3 | |
| | | | | | | | | | 211 A | Holy Cross | 3 5 | |
| | | | | | | | | | 219 H | UMass Lowell | 5 8 | |
| | | | | | | | | | 223 A | Longwood | 3 5 | |
| | | | | | | | | | 223 A | Longwood | 4 16 | |
| | | | | | | | | | 223 A | Longwood | 2 3 | |
| | | | | | | | | | 223 A | Longwood | 4 2 | |
| | | | | | | | | | 233 H | Siena | 5 6 | |
| | | | | | | | | | 233 N | Siena | 1 0 | |
| | | | | | | | | | 233 N | Siena | 4 8 | |
| | | | | | | | | | 239 N | Ill.-Chicago | 7 10 | |
| | | | | | | | | | 239 N | Ill.-Chicago | 3 11 | |
| | | | | | LAST 15 GAMES | | | | 250 A | Fordham | 9 0 | |
| | | | | | 282 H Saint Peter's | 9 2 | 76 H Canisius | 3 7 | 274 A Niagara | 1 2 | | |
| | | | | | 282 H Saint Peter's | 13 6 | 76 H Canisius | 1 8 | 274 A Niagara | 4 6 | | |
| | | | | | 282 H Saint Peter's | 5 2 | 147 N Army | 2 4 | 274 A Niagara | 6 5 | | |
| | | | | | 274 A Niagara | 6 5 | | | 275 H Manhattan | 8 7 | | |
| | | | | | 274 A Niagara | 1 2 | | | 275 H Manhattan | 11 6 | | |

Non-Div. I Games:

Marist

| | | |
|---------------|---|---|
| 274 A Niagara | 4 | 6 |
| 76 H Canisius | 1 | 8 |

| RPI | S | Opponent | Score | |
|-----|---|---------------|-------|----|
| 275 | H | Manhattan | 6 | 0 |
| 278 | A | N.C. A&T | 14 | 10 |
| 278 | A | N.C. A&T | 0 | 3 |
| 278 | A | N.C. A&T | 6 | 7 |
| 279 | H | Albany (NY) | 6 | 7 |
| 279 | N | Albany (NY) | 7 | 4 |
| 279 | N | Albany (NY) | 0 | 3 |
| 282 | H | Saint Peter's | 9 | 2 |
| 282 | H | Saint Peter's | 5 | 2 |
| 282 | H | Saint Peter's | 13 | 6 |
| 287 | A | Rider | 13 | 9 |
| 287 | A | Rider | 2 | 7 |
| 287 | A | Rider | 1 | 9 |

Marist

M
a
r
i
s
t

M
a
r
i
s
t

[illegible]

Non-Div. I Games:

Saint Peter's

| | | | | |
|-----|---|------|----|----|
| 286 | H | Iona | 11 | 3 |
| 286 | H | Iona | 9 | 16 |

| RPI | S | Opponent | Score | |
|-----|---|----------|-------|----|
| 281 | A | Marist | 2 | 5 |
| 286 | H | Iona | 9 | 16 |
| 286 | H | Iona | 11 | 3 |
| 286 | H | Iona | 2 | 13 |
| 287 | H | Rider | 8 | 7 |
| 287 | H | Rider | 3 | 0 |
| 287 | H | Rider | 6 | 1 |
| 291 | A | NJIT | 6 | 3 |
| 291 | H | NJIT | 3 | 5 |

Saint Peter's

S
a
i
n
t
P
e
t
e
r
'
s

S
a
i
n
t
P
e
t
e
r
'
s

| Average RPI Win: | 232 | WON-LOST RECORD | WINNING PCT. RANK | LAST 15 GAMES | STRENGTH OF SCHEDULE | OPP. STRENGTH OF SCHEDULE | TEAM RPI | ADJ RPI | CONF. RPI | ADJ CONF. RPI | |
|-------------------|----------|-----------------|-------------------|----------------|----------------------|---------------------------|-------------|---------|-----------|----------------|-------|
| Average RPI Loss: | 182 | | | | | | | | | | |
| DIV. I ONLY | 11-28-0 | .28205 | 282 | 4-11-0 | 232 | 279 | 283 | .42158 | 283 | 25 | 25 |
| DIV. I NON-CONF. | 6-13-0 | .31579 | 253 | 0-2-0 | 292 | 296 | 292 | .40371 | 291 | 24 | 24 |
| <hr/> | | | | | | | | | | | |
| TOTALS | RPI 1-25 | RPI 26-50 | | W-L RECORDS | RPI 51-100 | | RPI 101-150 | | RPI 150+ | | |
| 11-28-0 | 0-0-0 | 0-1-0 | | OVERALL | 0-5-0 | | 0-2-0 | | 11-20-0 | | |
| 3-10-0 | 0-0-0 | 0-0-0 | | HOME | 0-0-0 | | 0-0-0 | | 3-10-0 | | |
| 7-10-0 | 0-0-0 | 0-0-0 | | AWAY | 0-5-0 | | 0-0-0 | | 7-5-0 | | |
| 1-8-0 | 0-0-0 | 0-1-0 | | NEUTRAL | 0-0-0 | | 0-2-0 | | 1-5-0 | | |
| <hr/> | | | | | | | | | | | |
| 6-13-0 | 0-0-0 | 0-1-0 | | NON-CONFERENCE | 0-0-0 | | 0-2-0 | | 6-10-0 | | |
| 1-4-0 | 0-0-0 | 0-0-0 | | HOME | 0-0-0 | | 0-0-0 | | 1-4-0 | | |
| 4-1-0 | 0-0-0 | 0-0- | | AWAY | 0-0-0 | | 0-0-0 | | 4-1-0 | | |
| 1-8-0 | 0-0-0 | 0-1-0 | | NEUTRAL | 0-0-0 | | 0-2-0 | | 1-5-0 | | |
| <hr/> | | | | | | | | | | | |
| 5-15-0 | 0-0-0 | 0-0-0 | | CONFERENCE | 0-5-0 | | 0-0-0 | | 5-10-0 | | |
| 2-6-0 | 0-0-0 | 0-0-0 | | HOME | 0-0-0 | | 0-0-0 | | 2-6-0 | | |
| 3-9-0 | 0-0-0 | 0-0-0 | | AWAY | 0-5-0 | | 0-0-0 | | 3-4-0 | | |
| 0-0-0 | 0-0-0 | 0-0-0 | | NEUTRAL | 0-0-0 | | 0-0-0 | | 0-0-0 | | |
| <hr/> | | | | | | | | | | | |
| RPI | S | Opponent | Score | RPI | S | Opponent | Score | RPI | S | Opponent | Score |
| | | | | 38 | N | Kansas | 4 9 | 64 | A | Saint Joseph's | 3 16 |
| | | | | | | | | 64 | A | Saint Joseph's | 3 15 |
| | | | | | | | | 83 | A | VCU | 5 17 |
| | | | | | | | | 83 | A | VCU | 0 7 |
| | | | | | | | | 83 | A | VCU | 2 3 |
| | | | | | | | | 104 | N | Iowa | 0 2 |
| | | | | | | | | 126 | N | Central Mich. | 0 5 |
| | | | | | | | | 152 | H | Saint Louis | 2 3 |
| | | | | | | | | 152 | H | Saint Louis | 8 7 |
| | | | | | | | | 154 | A | George Mason | 8 6 |
| | | | | | | | | 154 | A | George Mason | 3 8 |
| | | | | | | | | 154 | A | George Mason | 1 6 |
| | | | | | | | | 155 | A | Richmond | 6 10 |
| | | | | | | | | 160 | H | Binghamton | 2 7 |
| | | | | | | | | 170 | H | Buffalo | 6 4 |
| | | | | | | | | 170 | H | Buffalo | 3 4 |
| | | | | | | | | 189 | N | Northeastern | 2 7 |
| | | | | | | | | 208 | N | Omaha | 2 6 |
| | | | | | | | | 209 | N | Western Mich. | 1 5 |
| | | | | | | | | 216 | A | Dayton | 10 9 |
| | | | | | | | | 216 | A | Dayton | 1 5 |
| | | | | | | | | 216 | A | Dayton | 13 4 |
| | | | | | | | | 227 | N | Lehigh | 6 4 |
| | | | | | | | | 250 | H | Fordham | 8 14 |
| | | | | | | | | 250 | H | Fordham | 1 8 |
| | | | | | | | | 250 | H | Fordham | 8 15 |
| | | | | LAST 15 GAMES | | | | 270 | H | Rhode Island | 2 7 |
| | | | | 155 | A | Richmond | 6 10 | 160 | H | Binghamton | 2 7 |
| | | | | 270 | H | Rhode Island | 2 7 | 250 | H | Fordham | 8 14 |
| | | | | 270 | H | Rhode Island | 2 3 | 250 | H | Fordham | 8 15 |
| | | | | 270 | H | Rhode Island | 4 3 | 274 | A | Niagara | 1 2 |
| | | | | 216 | A | Dayton | 1 5 | 274 | A | Niagara | 12 7 |
| | | | | | | | | 274 | H | Niagara | 0 2 |

Non-Div. I Games:

St. Bonaventure

| | | | | |
|-----|---|--------|----|---|
| 216 | A | Dayton | 13 | 4 |
| 216 | A | Dayton | 10 | 9 |

| RPI | S | Opponent | Score | |
|-----|---|-------------|-------|----|
| 274 | H | Niagara | 2 | 3 |
| 285 | N | Milwaukee | 3 | 14 |
| 292 | A | Ohio | 14 | 3 |
| 292 | A | Ohio | 24 | 6 |
| 292 | A | Ohio | 6 | 4 |
| 297 | N | Chicago St. | 4 | 5 |

St. Bonaventure

S
t
.
B
o
n
a
v
e
n
t
u
r
e

S
t
.
B
o
n
a
v
e
n
t
u
r
e

| Average RPI Win: | | 195 | WON-LOST RECORD | | WINNING PCT. RANK | | LAST 15 GAMES | | STRENGTH OF SCHEDULE | | OPP. STRENGTH OF SCHEDULE | | TEAM RPI | | ADJ RPI | | CONF. RPI | | ADJ CONF. RPI | | | | |
|------------------|---|------------|-----------------|-----------|-------------------|-----------------------------|---------------|------------|----------------------|-------------|---------------------------|------------------------|----------|-------------------|------------|-------|-----------|----------------------|---------------|-------------------|--|----|----|
| DIV. I ONLY | | | 9-37-0 | | .19565 299 | | 6-9-0 | | 174 | | 216 | | 286 | | .41628 284 | | 21 | | 21 | | | | |
| DIV. I NON-CONF. | | | 4-16-0 | | .2 283 | | 3-2-0 | | 154 | | 175 | | 278 | | .4276 278 | | 22 | | 22 | | | | |
| TOTALS | | RPI 1-25 | | RPI 26-50 | | W-L RECORDS | | RPI 51-100 | | RPI 101-150 | | RPI 150+ | | | | | | | | | | | |
| 9-37-0 | | 0-2-0 | | 0-0-0 | | OVERALL | | 0-8-0 | | 2-6-0 | | 7-22-0 | | | | | | | | | | | |
| 5-12-0 | | 0-0-0 | | 0-0-0 | | HOME | | 0-3-0 | | 1-1-0 | | 4-8-0 | | | | | | | | | | | |
| 3-23-0 | | 0-2-0 | | 0-0-0 | | AWAY | | 0-5-0 | | 1-5-0 | | 2-12-0 | | | | | | | | | | | |
| 1-2-0 | | 0-0-0 | | 0-0-0 | | NEUTRAL | | 0-0-0 | | 0-0-0 | | 1-2-0 | | | | | | | | | | | |
| 4-16-0 | | 0-2-0 | | 0-0-0 | | NON-CONFERENCE | | 0-5-0 | | 1-1-0 | | 3-8-0 | | | | | | | | | | | |
| 2-3-0 | | 0-0-0 | | 0-0-0 | | HOME | | 0-0-0 | | 1-1-0 | | 1-2-0 | | | | | | | | | | | |
| 1-11-0 | | 0-2-0 | | 0-0- | | AWAY | | 0-5-0 | | 0-0-0 | | 1-4-0 | | | | | | | | | | | |
| 1-2-0 | | 0-0-0 | | 0-0-0 | | NEUTRAL | | 0-0-0 | | 0-0-0 | | 1-2-0 | | | | | | | | | | | |
| 5-22-0 | | 0-0-0 | | 0-0-0 | | CONFERENCE | | 0-3-0 | | 1-5-0 | | 4-14-0 | | | | | | | | | | | |
| 3-9-0 | | 0-0-0 | | 0-0-0 | | HOME | | 0-3-0 | | 0-0-0 | | 3-6-0 | | | | | | | | | | | |
| 2-13-0 | | 0-0-0 | | 0-0-0 | | AWAY | | 0-0-0 | | 1-5-0 | | 1-8-0 | | | | | | | | | | | |
| 0-0-0 | | 0-0-0 | | 0-0-0 | | NEUTRAL | | 0-0-0 | | 0-0-0 | | 0-0-0 | | | | | | | | | | | |
| RPI | S | Opponent | | Score | | RPI | S | Opponent | | Score | | RPI | S | Opponent | | Score | | | | | | | |
| 7 | A | Vanderbilt | | 0 | 5 | | | | | | | 56 | A | Evansville | | 5 | 6 | 101 | A | Jacksonville St. | | 5 | 10 |
| 15 | A | Ole Miss | | 0 | 6 | | | | | | | 56 | A | Evansville | | 2 | 5 | 101 | A | Jacksonville St. | | 4 | 6 |
| | | | | | | | | | | | | 62 | A | UAB | | 3 | 5 | 101 | A | Jacksonville St. | | 2 | 6 |
| | | | | | | | | | | | | 62 | A | UAB | | 2 | 3 | 123 | A | Tennessee Tech | | 7 | 5 |
| | | | | | | | | | | | | 62 | A | UAB | | 0 | 5 | 123 | A | Tennessee Tech | | 0 | 2 |
| | | | | | | | | | | | | 75 | H | Southeast Mo. St. | | 1 | 11 | 123 | A | Tennessee Tech | | 5 | 14 |
| | | | | | | | | | | | | 75 | H | Southeast Mo. St. | | 3 | 9 | 125 | H | Missouri St. | | 4 | 3 |
| | | | | | | | | | | | | 75 | H | Southeast Mo. St. | | 0 | 13 | 125 | H | Missouri St. | | 5 | 7 |
| | | | | | | | | | | | | | | | | | | 152 | H | Saint Louis | | 9 | 2 |
| | | | | | | | | | | | | | | | | | | 166 | A | Stephen F. Austin | | 6 | 10 |
| | | | | | | | | | | | | | | | | | | 166 | A | Stephen F. Austin | | 4 | 9 |
| | | | | | | | | | | | | | | | | | | 166 | A | Stephen F. Austin | | 0 | 1 |
| | | | | | | | | | | | | | | | | | | 172 | A | Lipscomb | | 4 | 0 |
| | | | | | | | | | | | | | | | | | | 172 | H | Lipscomb | | 2 | 12 |
| | | | | | | | | | | | | | | | | | | 193 | A | Southern Ill. | | 5 | 16 |
| | | | | | | | | | | | | | | | | | | 193 | H | Southern Ill. | | 2 | 6 |
| | | | | | | | | | | | | | | | | | | 196 | H | Eastern Ky. | | 13 | 18 |
| | | | | | | | | | | | | | | | | | | 196 | H | Eastern Ky. | | 1 | 9 |
| | | | | | | | | | | | | | | | | | | 196 | H | Eastern Ky. | | 9 | 4 |
| | | | | | | | | | | | | | | | | | | 198 | A | Morehead St. | | 4 | 6 |
| | | | | | | | | | | | | | | | | | | 198 | A | Morehead St. | | 6 | 14 |
| | | | | | | | | | | | | | | | | | | 198 | A | Morehead St. | | 3 | 6 |
| | | | | | | | | | | | | | | | | | | 201 | A | Belmont | | 1 | 5 |
| | | | | | | | | | | | | | | | | | | 201 | A | Belmont | | 1 | 3 |
| | | | | | | | | | | | | | | | | | | 201 | A | Belmont | | 3 | 6 |
| | | | | | | | | | | | | | | | | | | 236 | H | Murray St. | | 2 | 7 |
| | | | | | | | | | | | | | | | | | | 236 | H | Murray St. | | 6 | 5 |
| | | | | | | LAST 15 GAMES | | | | | | | | | | | | | | | | | |
| | | | | | | 238 A Austin Peay 12 13 | | | | | | 125 H Missouri St. 5 7 | | | | | | 201 A Belmont 1 5 | | | | | |
| | | | | | | 238 A Austin Peay 2 10 | | | | | | 125 H Missouri St. 4 3 | | | | | | 201 A Belmont 1 3 | | | | | |
| | | | | | | 238 A Austin Peay 6 3 | | | | | | 152 H Saint Louis 9 2 | | | | | | 201 A Belmont 3 6 | | | | | |
| | | | | | | 172 A Lipscomb 4 0 | | | | | | | | | | | | 236 H Murray St. 2 7 | | | | | |
| | | | | | | 244 H SIU Edwardsville 8 13 | | | | | | | | | | | | 236 H Murray St. 6 5 | | | | | |

Non-Div. I Games:

UT Martin

| | | | | |
|-----|---|------------------|---|----|
| 244 | H | SIU Edwardsville | 3 | 2 |
| 244 | H | SIU Edwardsville | 7 | 14 |

| RPI | S | Opponent | Score | |
|-----|---|------------------|-------|----|
| 236 | H | Murray St. | 2 | 10 |
| 238 | A | Austin Peay | 2 | 10 |
| 238 | A | Austin Peay | 12 | 13 |
| 238 | A | Austin Peay | 6 | 3 |
| 244 | H | SIU Edwardsville | 3 | 2 |
| 244 | H | SIU Edwardsville | 8 | 13 |
| 244 | H | SIU Edwardsville | 7 | 14 |
| 273 | N | Eastern Mich. | 3 | 17 |
| 273 | N | Eastern Mich. | 6 | 18 |
| 273 | N | Eastern Mich. | 5 | 3 |

UT Martin

U
T
M
a
r
t
i
n

U
T
M
a
r
t
i
n

| | | | | | | | | | | | | | | | | | | | |
|----------------------|----------|-----------------|--|-------------------|-------------|----------------|---|----------------------|----------------|---------------------------|---|----------|---------------|------------|----|-----------|---|---------------|--|
| Average RPI Win: 252 | | WON-LOST RECORD | | WINNING PCT. RANK | | LAST 15 GAMES | | STRENGTH OF SCHEDULE | | OPP. STRENGTH OF SCHEDULE | | TEAM RPI | | ADJ RPI | | CONF. RPI | | ADJ CONF. RPI | |
| DIV. I ONLY | | 15-24-0 | | .38462 232 | | 5-8-0 | | 296 | | 267 | | 284 | | .41609 285 | | 28 | | 28 | |
| DIV. I NON-CONF. | | 6-12-0 | | .33333 239 | | 1-2-0 | | 295 | | 259 | | 284 | | .418 285 | | 26 | | 26 | |
| TOTALS | | RPI 1-25 | | RPI 26-50 | | W-L RECORDS | | RPI 51-100 | | RPI 101-150 | | RPI 150+ | | | | | | | |
| 15-24-0 | | 0-0-0 | | 0-1-0 | | OVERALL | | 0-1-0 | | 0-5-0 | | 15-17-0 | | | | | | | |
| 8-3-0 | | 0-0-0 | | 0-0-0 | | HOME | | 0-0-0 | | 0-0-0 | | 8-3-0 | | | | | | | |
| 4-18-0 | | 0-0-0 | | 0-0-0 | | AWAY | | 0-0-0 | | 0-5-0 | | 4-13-0 | | | | | | | |
| 3-3-0 | | 0-0-0 | | 0-1-0 | | NEUTRAL | | 0-1-0 | | 0-0-0 | | 3-1-0 | | | | | | | |
| 6-12-0 | | 0-0-0 | | 0-1-0 | | NON-CONFERENCE | | 0-1-0 | | 0-2-0 | | 6-8-0 | | | | | | | |
| 1-1-0 | | 0-0-0 | | 0-0-0 | | HOME | | 0-0-0 | | 0-0-0 | | 1-1-0 | | | | | | | |
| 2-8-0 | | 0-0-0 | | 0-0- | | AWAY | | 0-0-0 | | 0-2-0 | | 2-6-0 | | | | | | | |
| 3-3-0 | | 0-0-0 | | 0-1-0 | | NEUTRAL | | 0-1-0 | | 0-0-0 | | 3-1-0 | | | | | | | |
| 9-12-0 | | 0-0-0 | | 0-0-0 | | CONFERENCE | | 0-0-0 | | 0-3-0 | | 9-9-0 | | | | | | | |
| 7-2-0 | | 0-0-0 | | 0-0-0 | | HOME | | 0-0-0 | | 0-0-0 | | 7-2-0 | | | | | | | |
| 2-10-0 | | 0-0-0 | | 0-0-0 | | AWAY | | 0-0-0 | | 0-3-0 | | 2-7-0 | | | | | | | |
| 0-0-0 | | 0-0-0 | | 0-0-0 | | NEUTRAL | | 0-0-0 | | 0-0-0 | | 0-0-0 | | | | | | | |
| RPI S | Opponent | Score | | RPI S | Opponent | Score | | RPI S | Opponent | Score | | RPI S | Opponent | Score | | | | | |
| | | | | 38 N | Kansas | 8 | 9 | 55 N | Ball St. | 1 | 3 | 112 A | Wright St. | 5 | 6 | | | | |
| | | | | | | | | | | | | 112 A | Wright St. | 4 | 5 | | | | |
| | | | | | | | | | | | | 112 A | Wright St. | 6 | 11 | | | | |
| | | | | | | | | | | | | 119 A | Missouri | 3 | 4 | | | | |
| | | | | | | | | | | | | 119 A | Missouri | 5 | 7 | | | | |
| | | | | | | | | | | | | 187 N | Akron | 10 | 4 | | | | |
| | | | | | | | | | | | | 187 N | Akron | 5 | 13 | | | | |
| | | | | | | | | | | | | 208 N | Omaha | 5 | 4 | | | | |
| | | | | | | | | | | | | 213 A | Northern Ill. | 3 | 2 | | | | |
| | | | | | | | | | | | | 213 A | Northern Ill. | 2 | 3 | | | | |
| | | | | | | | | | | | | 217 H | Valparaiso | 5 | 0 | | | | |
| | | | | | | | | | | | | 217 H | Valparaiso | 3 | 0 | | | | |
| | | | | | | | | | | | | 217 H | Valparaiso | 0 | 4 | | | | |
| | | | | | | | | | | | | 238 A | Austin Peay | 4 | 5 | | | | |
| | | | | | | | | | | | | 238 A | Austin Peay | 7 | 12 | | | | |
| | | | | | | | | | | | | 239 A | Ill.-Chicago | 3 | 5 | | | | |
| | | | | | | | | | | | | 239 A | Ill.-Chicago | 1 | 4 | | | | |
| | | | | | | | | | | | | 239 A | Ill.-Chicago | 4 | 10 | | | | |
| | | | | | | | | | | | | 239 A | Ill.-Chicago | 10 | 8 | | | | |
| | | | | | | | | | | | | 239 A | Ill.-Chicago | 2 | 8 | | | | |
| | | | | | | | | | | | | 239 A | Ill.-Chicago | 7 | 15 | | | | |
| | | | | LAST 15 GAMES | | | | | | | | 248 A | Bakersfield | 3 | 9 | | | | |
| | | | | 264 A | Oakland | 14 | 6 | 239 A | Ill.-Chicago | 1 | 4 | 248 A | Bakersfield | 4 | 8 | | | | |
| | | | | 264 A | Oakland | 6 | 9 | 280 H | Youngstown St. | 2 | 5 | 248 A | Bakersfield | 3 | 8 | | | | |
| | | | | 264 A | Oakland | 1 | 8 | 280 H | Youngstown St. | 7 | 5 | 264 A | Oakland | 14 | 6 | | | | |
| | | | | 297 H | Chicago St. | 6 | 9 | | | | | 264 A | Oakland | 1 | 8 | | | | |
| | | | | 297 H | Chicago St. | 7 | 5 | | | | | 264 A | Oakland | 6 | 9 | | | | |
| Non-Div. I Games: | | Wis.-Parkside | | 13 | 3 | Edgewood | | 4 | 1 | Wis. Lutheran | | 1 | 3 | MSOE | | 13 | 1 | Milwaukee | |

| | | | | |
|-----|---|--------------|---|----|
| 239 | A | Ill.-Chicago | 3 | 5 |
| 239 | A | Ill.-Chicago | 7 | 15 |

| RPI | S | Opponent | Score | |
|-----|---|-----------------|-------|---|
| 264 | H | Oakland | 8 | 2 |
| 264 | H | Oakland | 4 | 3 |
| 264 | H | Oakland | 4 | 3 |
| 280 | H | Youngstown St. | 7 | 5 |
| 280 | H | Youngstown St. | 13 | 3 |
| 280 | H | Youngstown St. | 2 | 5 |
| 283 | N | St. Bonaventure | 14 | 3 |
| 297 | A | Chicago St. | 12 | 8 |
| 297 | H | Chicago St. | 7 | 5 |
| 297 | H | Chicago St. | 6 | 9 |

Milwaukee

M
i
l
w
a
u
k
e
e

M
i
l
w
a
u
k
e
e

| Average RPI Win: | 242 | WON-LOST RECORD | WINNING PCT. RANK | LAST 15 GAMES | STRENGTH OF SCHEDULE | OPP. STRENGTH OF SCHEDULE | TEAM RPI | ADJ RPI | CONF. RPI | ADJ CONF. RPI | | | | | | | |
|-------------------|----------|-----------------|-------------------|----------------|----------------------|---------------------------|----------------|-------------|--------------|---------------|---------------------|-----|-------------------|----|-----------|----|---|
| Average RPI Loss: | 178 | | | | | | | | | | | | | | | | |
| DIV. I ONLY | 11-30-0 | .26829 | 287 | 5-10-0 | 247 | 287 | 287 | .41602 | 286 | 29 | 29 | | | | | | |
| DIV. I NON-CONF. | 4-16-0 | .2 | 283 | 1-3-0 | 72 | 288 | 262 | .44189 | 262 | 27 | 27 | | | | | | |
| <hr/> | | | | | | | | | | | | | | | | | |
| TOTALS | RPI 1-25 | RPI 26-50 | | W-L RECORDS | | RPI 51-100 | | RPI 101-150 | | RPI 150+ | | | | | | | |
| 11-30-0 | 0-0-0 | 0-0-0 | | OVERALL | | 1-7-0 | | 1-7-0 | | 9-16-0 | | | | | | | |
| 5-9-0 | 0-0-0 | 0-0-0 | | HOME | | 1-1-0 | | 1-3-0 | | 3-5-0 | | | | | | | |
| 6-19-0 | 0-0-0 | 0-0-0 | | AWAY | | 0-6-0 | | 0-2-0 | | 6-11-0 | | | | | | | |
| 0-2-0 | 0-0-0 | 0-0-0 | | NEUTRAL | | 0-0-0 | | 0-2-0 | | 0-0-0 | | | | | | | |
| <hr/> | | | | | | | | | | | | | | | | | |
| 4-16-0 | 0-0-0 | 0-0-0 | | NON-CONFERENCE | | 1-7-0 | | 0-5-0 | | 3-4-0 | | | | | | | |
| 2-3-0 | 0-0-0 | 0-0-0 | | HOME | | 1-1-0 | | 0-1-0 | | 1-1-0 | | | | | | | |
| 2-11-0 | 0-0-0 | 0-0- | | AWAY | | 0-6-0 | | 0-2-0 | | 2-3-0 | | | | | | | |
| 0-2-0 | 0-0-0 | 0-0-0 | | NEUTRAL | | 0-0-0 | | 0-2-0 | | 0-0-0 | | | | | | | |
| <hr/> | | | | | | | | | | | | | | | | | |
| 7-14-0 | 0-0-0 | 0-0-0 | | CONFERENCE | | 0-0-0 | | 1-2-0 | | 6-12-0 | | | | | | | |
| 3-6-0 | 0-0-0 | 0-0-0 | | HOME | | 0-0-0 | | 1-2-0 | | 2-4-0 | | | | | | | |
| 4-8-0 | 0-0-0 | 0-0-0 | | AWAY | | 0-0-0 | | 0-0-0 | | 4-8-0 | | | | | | | |
| 0-0-0 | 0-0-0 | 0-0-0 | | NEUTRAL | | 0-0-0 | | 0-0-0 | | 0-0-0 | | | | | | | |
| <hr/> | | | | | | | | | | | | | | | | | |
| RPI | S | Opponent | Score | RPI | S | Opponent | Score | RPI | S | Opponent | Score | | | | | | |
| | | | | 70 | | A | Campbell | 0 | 6 | 114 | | A | St. John's (NY) | 2 | 7 | | |
| | | | | 79 | | A | Rutgers | 5 | 10 | 116 | | A | Stony Brook | 0 | 4 | | |
| | | | | 79 | | A | Rutgers | 5 | 7 | 116 | | H | Stony Brook | 4 | 6 | | |
| | | | | 79 | | H | Rutgers | 6 | 4 | 118 | | N | Bucknell | 5 | 9 | | |
| | | | | 85 | | A | William & Mary | 4 | 16 | 142 | | N | Central Conn. St. | 1 | 2 | | |
| | | | | 85 | | A | William & Mary | 0 | 2 | 146 | | H | Fairfield | 1 | 9 | | |
| | | | | 85 | | A | William & Mary | 1 | 31 | 146 | | H | Fairfield | 5 | 0 | | |
| | | | | 87 | | H | Seton Hall | 0 | 8 | 146 | | H | Fairfield | 8 | 10 | | |
| | | | | | | | | | | 203 | | A | Monmouth | 0 | 10 | | |
| | | | | | | | | | | 203 | | A | Monmouth | 0 | 6 | | |
| | | | | | | | | | | 203 | | A | Monmouth | 2 | 5 | | |
| | | | | | | | | | | 222 | | H | LIU Brooklyn | 4 | 7 | | |
| | | | | | | | | | | 227 | | A | Lehigh | 10 | 7 | | |
| | | | | | | | | | | 233 | | A | Siena | 2 | 3 | | |
| | | | | | | | | | | 233 | | A | Siena | 0 | 2 | | |
| | | | | | | | | | | 233 | | A | Siena | 4 | 5 | | |
| | | | | | | | | | | 237 | | H | Quinnipiac | 0 | 6 | | |
| | | | | | | | | | | 237 | | H | Quinnipiac | 0 | 3 | | |
| | | | | | | | | | | 237 | | H | Quinnipiac | 1 | 2 | | |
| | | | | | | | | | | 245 | | A | Delaware St. | 7 | 8 | | |
| | | | | | | 245 | | A | Delaware St. | 6 | 5 | | | | | | |
| | | | | LAST 15 GAMES | | | | 253 | | A | Fairleigh Dickinson | 3 | 4 | | | | |
| 203 | | A | Monmouth | 0 | 6 | 79 | | A | Rutgers | 5 | 10 | 274 | | H | Niagara | 3 | 4 |
| 203 | | A | Monmouth | 0 | 10 | 274 | | H | Niagara | 12 | 6 | 274 | | H | Niagara | 2 | 1 |
| 203 | | A | Monmouth | 2 | 5 | 274 | | H | Niagara | 2 | 1 | 274 | | H | Niagara | 12 | 6 |
| 302 | | H | NYIT | 8 | 7 | | | | | | | 275 | | A | Manhattan | 2 | 3 |
| 282 | | A | Saint Peter's | 13 | 2 | | | | | | | 275 | | A | Manhattan | 4 | 2 |

Non-Div. I Games:

Iona

| | | | | |
|-----|---|---------------|----|----|
| 282 | A | Saint Peter's | 3 | 11 |
| 282 | A | Saint Peter's | 16 | 9 |

| RPI | S | Opponent | Score | |
|-----|---|---------------|-------|----|
| 275 | A | Manhattan | 10 | 6 |
| 282 | A | Saint Peter's | 13 | 2 |
| 282 | A | Saint Peter's | 16 | 9 |
| 282 | A | Saint Peter's | 3 | 11 |
| 302 | A | NYIT | 5 | 6 |
| 302 | H | NYIT | 8 | 7 |

Iona

I
o
n
a

I
o
n
a

| Average RPI Win: 244 | | WON-LOST | WINNING | LAST 15 | STRENGTH OF | OPP. STRENGTH | TEAM | ADJ | CONF. | ADJ CONF. | | | | | | | | | | | | | |
|-----------------------|---|----------|-----------|-----------|-------------|----------------|------|------------|--------|-------------|----|----------------|---|-----------|----|-------|---|--------------|---|-----------|----|---|---|
| Average RPI Loss: 181 | | RECORD | PCT. RANK | GAMES | SCHEDULE | OF SCHEDULE | RPI | RPI | RPI | RPI | | | | | | | | | | | | | |
| DIV. I ONLY | | 14-31-0 | .31111 | 267 | 4-11-0 | 258 | 288 | 288 | .41473 | 287 | 29 | 29 | | | | | | | | | | | |
| DIV. I NON-CONF. | | 8-18-0 | .30769 | 256 | 1-2-0 | 91 | 287 | 227 | .46494 | 227 | 27 | 27 | | | | | | | | | | | |
| <hr/> | | | | | | | | | | | | | | | | | | | | | | | |
| TOTALS | | RPI 1-25 | | RPI 26-50 | | W-L RECORDS | | RPI 51-100 | | RPI 101-150 | | RPI 150+ | | | | | | | | | | | |
| 14-31-0 | | 0-2-0 | | 0-0-0 | | OVERALL | | 0-8-0 | | 0-0-0 | | 14-21-0 | | | | | | | | | | | |
| 9-9-0 | | 0-0-0 | | 0-0-0 | | HOME | | 0-1-0 | | 0-0-0 | | 9-8-0 | | | | | | | | | | | |
| 4-18-0 | | 0-2-0 | | 0-0-0 | | AWAY | | 0-5-0 | | 0-0-0 | | 4-11-0 | | | | | | | | | | | |
| 1-4-0 | | 0-0-0 | | 0-0-0 | | NEUTRAL | | 0-2-0 | | 0-0-0 | | 1-2-0 | | | | | | | | | | | |
| 8-18-0 | | 0-2-0 | | 0-0-0 | | NON-CONFERENCE | | 0-8-0 | | 0-0-0 | | 8-8-0 | | | | | | | | | | | |
| 4-2-0 | | 0-0-0 | | 0-0-0 | | HOME | | 0-1-0 | | 0-0-0 | | 4-1-0 | | | | | | | | | | | |
| 3-12-0 | | 0-2-0 | | 0-0- | | AWAY | | 0-5-0 | | 0-0-0 | | 3-5-0 | | | | | | | | | | | |
| 1-4-0 | | 0-0-0 | | 0-0-0 | | NEUTRAL | | 0-2-0 | | 0-0-0 | | 1-2-0 | | | | | | | | | | | |
| 6-13-0 | | 0-0-0 | | 0-0-0 | | CONFERENCE | | 0-0-0 | | 0-0-0 | | 6-13-0 | | | | | | | | | | | |
| 5-7-0 | | 0-0-0 | | 0-0-0 | | HOME | | 0-0-0 | | 0-0-0 | | 5-7-0 | | | | | | | | | | | |
| 1-6-0 | | 0-0-0 | | 0-0-0 | | AWAY | | 0-0-0 | | 0-0-0 | | 1-6-0 | | | | | | | | | | | |
| 0-0-0 | | 0-0-0 | | 0-0-0 | | NEUTRAL | | 0-0-0 | | 0-0-0 | | 0-0-0 | | | | | | | | | | | |
| RPI | S | Opponent | | Score | | RPI | S | Opponent | | Score | | RPI | S | Opponent | | Score | | | | | | | |
| 22 | A | Liberty | | 2 | 11 | | | | | 55 | N | Ball St. | | 1 | 4 | 153 | A | Delaware | | 5 | 11 | | |
| 22 | A | Liberty | | 1 | 3 | | | | | 55 | N | Ball St. | | 4 | 5 | 153 | A | Delaware | | 1 | 11 | | |
| | | | | | | | | | | 57 | A | Western Caro. | | 5 | 6 | 153 | A | Delaware | | 4 | 1 | | |
| | | | | | | | | | | 57 | A | Western Caro. | | 8 | 23 | 199 | A | Gardner-Webb | | 0 | 5 | | |
| | | | | | | | | | | 57 | A | Western Caro. | | 3 | 11 | 199 | A | Gardner-Webb | | 3 | 2 | | |
| | | | | | | | | | | 64 | A | Saint Joseph's | | 4 | 7 | 203 | A | Monmouth | | 4 | 5 | | |
| | | | | | | | | | | 79 | A | Rutgers | | 4 | 6 | 203 | A | Monmouth | | 0 | 3 | | |
| | | | | | | | | | | 87 | H | Seton Hall | | 3 | 4 | 203 | A | Monmouth | | 5 | 13 | | |
| | | | | | | | | | | | | | | | | 219 | H | UMass Lowell | | 5 | 1 | | |
| | | | | | | | | | | | | | | | | 219 | N | UMass Lowell | | 1 | 2 | | |
| | | | | | | | | | | | | | | | | 224 | H | Princeton | | 5 | 3 | | |
| | | | | | | | | | | | | | | | | 228 | A | Wagner | | 2 | 3 | | |
| | | | | | | | | | | | | | | | | 228 | H | Wagner | | 9 | 4 | | |
| | | | | | | | | | | | | | | | | 231 | N | Temple | | 7 | 2 | | |
| | | | | | | | | | | | | | | | | 231 | N | Temple | | 8 | 15 | | |
| | | | | | | | | | | | | | | | | 233 | H | Siena | | 4 | 3 | | |
| | | | | | | | | | | | | | | | | 233 | H | Siena | | 3 | 4 | | |
| | | | | | | | | | | | | | | | | 233 | H | Siena | | 7 | 11 | | |
| | | | | | | | | | | | | | | | | 237 | A | Quinnipiac | | 3 | 2 | | |
| | | | | | | | | | | | | | | | | 274 | H | Niagara | | 6 | 7 | | |
| | | | | | | | | | | | | | | | | 274 | H | Niagara | | 5 | 8 | | |
| | | | | | | | | | | | | | | | | 274 | H | Niagara | | 10 | 9 | | |
| | | | | | | | | | | | | | | | | 275 | H | Manhattan | | 7 | 0 | | |
| | | | | | | | | | | | | | | | | 275 | H | Manhattan | | 2 | 3 | | |
| | | | | | | | | | | | | | | | | 275 | H | Manhattan | | 8 | 9 | | |
| | | | | | | | | | | | | | | | | 281 | H | Marist | | 9 | 13 | | |
| | | | | | | | | | | | | | | | | 281 | H | Marist | | 9 | 1 | | |
| <hr/> | | | | | | | | | | | | | | | | | | | | | | | |
| LAST 15 GAMES | | | | | | | | | | | | | | | | | | | | | | | |
| | | | | | | 233 | H | Siena | | 3 | 4 | 275 | H | Manhattan | | 8 | 9 | 275 | H | Manhattan | | 7 | 0 |
| | | | | | | 233 | H | Siena | | 4 | 3 | 275 | H | Manhattan | | 7 | 0 | 275 | H | Manhattan | | 2 | 3 |
| | | | | | | 233 | H | Siena | | 7 | 11 | 275 | H | Manhattan | | 2 | 3 | 275 | H | Manhattan | | 8 | 9 |
| | | | | | | 203 | A | Monmouth | | 4 | 5 | | | | | 281 | H | Marist | | 9 | 13 | | |
| | | | | | | 203 | A | Monmouth | | 0 | 3 | | | | | 281 | H | Marist | | 9 | 1 | | |

Non-Div. I Games:

Rider

Rider

| | | | | |
|-----|---|----------------|---|----|
| 203 | A | Monmouth | 5 | 13 |
| 64 | A | Saint Joseph's | 4 | 7 |

Through Games Of May 11, 2014

| RPI | S | Opponent | Score | |
|-----|---|---------------|-------|---|
| 281 | H | Marist | 7 | 2 |
| 282 | A | Saint Peter's | 0 | 3 |
| 282 | A | Saint Peter's | 7 | 8 |
| 282 | A | Saint Peter's | 1 | 6 |
| 291 | A | NJIT | 8 | 5 |
| 291 | A | NJIT | 1 | 2 |
| 291 | H | NJIT | 1 | 5 |
| 291 | H | NJIT | 13 | 3 |

Rider

R
i
d
e
r

R
i
d
e
r

| Average RPI Win: 243 | | WON-LOST RECORD | | WINNING PCT. RANK | | LAST 15 GAMES | | STRENGTH OF SCHEDULE | | OPP. STRENGTH OF SCHEDULE | | TEAM RPI | | ADJ RPI | | CONF. RPI | | ADJ CONF. RPI | |
|----------------------|----------|-----------------|---|-------------------|----------|----------------|--|----------------------|----------|---------------------------|--|----------|------------------|--------------|----|-------------|--|---------------|--|
| DIV. I ONLY | | 22-23-0 | | .48889 155 | | 4-11-0 | | 300 | | 291 | | 285 | | .41432 288 | | 31 | | 31 | |
| DIV. I NON-CONF. | | 10-7-0 | | .58824 89 | | 1-1-0 | | 170 | | 246 | | 123 | | .50736 132 | | 31 | | 31 | |
| TOTALS | | RPI 1-25 | | RPI 26-50 | | W-L RECORDS | | RPI 51-100 | | RPI 101-150 | | RPI 150+ | | | | | | | |
| 22-23-0 | | 0-1-0 | | 0-0-0 | | OVERALL | | 0-0-0 | | 3-4-0 | | 19-18-0 | | | | | | | |
| 16-10-0 | | 0-0-0 | | 0-0-0 | | HOME | | 0-0-0 | | 2-2-0 | | 14-8-0 | | | | | | | |
| 6-13-0 | | 0-1-0 | | 0-0-0 | | AWAY | | 0-0-0 | | 1-2-0 | | 5-10-0 | | | | | | | |
| 0-0-0 | | 0-0-0 | | 0-0-0 | | NEUTRAL | | 0-0-0 | | 0-0-0 | | 0-0-0 | | | | | | | |
| 10-7-0 | | 0-1-0 | | 0-0-0 | | NON-CONFERENCE | | 0-0-0 | | 3-4-0 | | 7-2-0 | | | | | | | |
| 7-3-0 | | 0-0-0 | | 0-0-0 | | HOME | | 0-0-0 | | 2-2-0 | | 5-1-0 | | | | | | | |
| 3-4-0 | | 0-1-0 | | 0-0- | | AWAY | | 0-0-0 | | 1-2-0 | | 2-1-0 | | | | | | | |
| 0-0-0 | | 0-0-0 | | 0-0-0 | | NEUTRAL | | 0-0-0 | | 0-0-0 | | 0-0-0 | | | | | | | |
| 12-16-0 | | 0-0-0 | | 0-0-0 | | CONFERENCE | | 0-0-0 | | 0-0-0 | | 12-16-0 | | | | | | | |
| 9-7-0 | | 0-0-0 | | 0-0-0 | | HOME | | 0-0-0 | | 0-0-0 | | 9-7-0 | | | | | | | |
| 3-9-0 | | 0-0-0 | | 0-0-0 | | AWAY | | 0-0-0 | | 0-0-0 | | 3-9-0 | | | | | | | |
| 0-0-0 | | 0-0-0 | | 0-0-0 | | NEUTRAL | | 0-0-0 | | 0-0-0 | | 0-0-0 | | | | | | | |
| RPI S | Opponent | Score | | RPI S | Opponent | Score | | RPI S | Opponent | Score | | RPI S | Opponent | Score | | | | | |
| 21 A | Alabama | 1 | 8 | | | | | | | | | 106 A | Southeastern La. | 2 | 3 | | | | |
| | | | | | | | | | | | | 106 H | Southeastern La. | 12 | 6 | | | | |
| | | | | | | | | | | | | 137 H | South Ala. | 5 | 4 | | | | |
| | | | | | | | | | | | | 144 A | Nicholls St. | 9 | 8 | | | | |
| | | | | | | | | | | | | 144 A | Nicholls St. | 2 | 3 | | | | |
| | | | | | | | | | | | | 144 H | Nicholls St. | 2 | 18 | | | | |
| | | | | | | | | | | | | 144 H | Nicholls St. | 4 | 6 | | | | |
| | | | | | | | | | | | | 167 A | La.-Monroe | 9 | 6 | | | | |
| | | | | | | | | | | | | 167 H | La.-Monroe | 5 | 2 | | | | |
| | | | | | | | | | | | | 169 A | Alabama St. | 6 | 11 | | | | |
| | | | | | | | | | | | | 169 A | Alabama St. | 2 | 11 | | | | |
| | | | | | | | | | | | | 169 A | Alabama St. | 5 | 4 | | | | |
| | | | | | | | | | | | | 169 H | Alabama St. | 1 | 6 | | | | |
| | | | | | | | | | | | | 169 H | Alabama St. | 6 | 8 | | | | |
| | | | | | | | | | | | | 169 H | Alabama St. | 7 | 9 | | | | |
| | | | | | | | | | | | | 215 A | Florida A&M | 6 | 7 | | | | |
| | | | | | | | | | | | | 215 A | Florida A&M | 8 | 6 | | | | |
| | | | | | | | | | | | | 232 H | South Dakota St. | 2 | 1 | | | | |
| | | | | | | | | | | | | 232 H | South Dakota St. | 2 | 10 | | | | |
| | | | | | | | | | | | | 260 H | Savannah St. | 8 | 4 | | | | |
| | | | | | | | | | | | | 260 H | Savannah St. | 4 | 3 | | | | |
| | | | | | | | | | | | | 260 H | Savannah St. | 6 | 2 | | | | |
| | | | | | | | | | | | | 276 H | Texas Southern | 4 | 2 | | | | |
| | | | | | | | | | | | | 276 H | Texas Southern | 3 | 2 | | | | |
| | | | | | | | | | | | | 289 A | Alabama A&M | 4 | 7 | | | | |
| | | | | | | | | | | | | 289 A | Alabama A&M | 9 | 13 | | | | |
| | | | | | | | | | | | | 289 A | Alabama A&M | 1 | 2 | | | | |
| Non-Div. I Games: | | Tougaloo | | 2 1 | | Rust | | 25 1 | | LeMoyne-Owen | | 21 1 | | LeMoyne-Owen | | 7 3 | | | |
| | | Rust | | 9 0 | | | | | | | | | | | | Jackson St. | | | |

Jackson St.

| | | | | |
|-----|---|------------------|----|----|
| 169 | A | Alabama St. | 2 | 11 |
| 106 | H | Southeastern La. | 12 | 6 |

Through Games Of May 11, 2014

| RPI | S | Opponent | Score | |
|-----|---|------------------|-------|----|
| 289 | H | Alabama A&M | 2 | 1 |
| 289 | H | Alabama A&M | 12 | 7 |
| 289 | H | Alabama A&M | 1 | 8 |
| 295 | A | Alcorn | 12 | 9 |
| 295 | A | Alcorn | 3 | 4 |
| 295 | A | Alcorn | 6 | 7 |
| 295 | H | Alcorn | 2 | 10 |
| 295 | H | Alcorn | 9 | 3 |
| 295 | H | Alcorn | 1 | 2 |
| 299 | H | Grambling | 6 | 8 |
| 300 | A | Mississippi Val. | 5 | 6 |
| 300 | A | Mississippi Val. | 3 | 5 |
| 300 | A | Mississippi Val. | 15 | 3 |
| 300 | H | Mississippi Val. | 17 | 3 |
| 300 | H | Mississippi Val. | 12 | 4 |
| 300 | H | Mississippi Val. | 3 | 2 |
| 301 | H | Southern U. | 6 | 2 |

Jackson St.

J
a
c
k
s
o
n
s
t
.

J
a
c
k
s
o
n
s
t
.

| Average RPI Win: | 263 | WON-LOST RECORD | WINNING PCT. RANK | LAST 15 GAMES | STRENGTH OF SCHEDULE | OPP. STRENGTH OF SCHEDULE | TEAM RPI | ADJ RPI | CONF. RPI | ADJ CONF. RPI | |
|-------------------|----------|-----------------|-------------------|----------------|----------------------|---------------------------|------------------|-------------|-----------|-------------------|-------|
| Average RPI Loss: | 195 | | | | | | | | | | |
| DIV. I ONLY | 19-29-0 | .39583 | 225 | 5-9-0 | 289 | 290 | 289 | .40974 | 289 | 31 | 31 |
| DIV. I NON-CONF. | 7-20-0 | .25926 | 271 | 0-5-0 | 261 | 257 | 297 | .39144 | 297 | 31 | 31 |
| <hr/> | | | | | | | | | | | |
| TOTALS | RPI 1-25 | RPI 26-50 | | W-L RECORDS | | RPI 51-100 | | RPI 101-150 | | RPI 150+ | |
| 19-29-0 | 0-0-0 | 0-0-0 | | OVERALL | | 1-4-0 | | 0-2-0 | | 18-23-0 | |
| 16-13-0 | 0-0-0 | 0-0-0 | | HOME | | 1-1-0 | | 0-1-0 | | 15-11-0 | |
| 3-16-0 | 0-0-0 | 0-0-0 | | AWAY | | 0-3-0 | | 0-1-0 | | 3-12-0 | |
| 0-0-0 | 0-0-0 | 0-0-0 | | NEUTRAL | | 0-0-0 | | 0-0-0 | | 0-0-0 | |
| 7-20-0 | 0-0-0 | 0-0-0 | | NON-CONFERENCE | | 1-4-0 | | 0-2-0 | | 6-14-0 | |
| 7-9-0 | 0-0-0 | 0-0-0 | | HOME | | 1-1-0 | | 0-1-0 | | 6-7-0 | |
| 0-11-0 | 0-0-0 | 0-0- | | AWAY | | 0-3-0 | | 0-1-0 | | 0-7-0 | |
| 0-0-0 | 0-0-0 | 0-0-0 | | NEUTRAL | | 0-0-0 | | 0-0-0 | | 0-0-0 | |
| 12-9-0 | 0-0-0 | 0-0-0 | | CONFERENCE | | 0-0-0 | | 0-0-0 | | 12-9-0 | |
| 9-4-0 | 0-0-0 | 0-0-0 | | HOME | | 0-0-0 | | 0-0-0 | | 9-4-0 | |
| 3-5-0 | 0-0-0 | 0-0-0 | | AWAY | | 0-0-0 | | 0-0-0 | | 3-5-0 | |
| 0-0-0 | 0-0-0 | 0-0-0 | | NEUTRAL | | 0-0-0 | | 0-0-0 | | 0-0-0 | |
| RPI S | Opponent | Score | RPI S | Opponent | Score | RPI S | Opponent | Score | RPI S | Opponent | Score |
| | | | | | | 62 A | UAB | 6 9 | 123 A | Tennessee Tech | 1 7 |
| | | | | | | 62 H | UAB | 3 10 | 123 H | Tennessee Tech | 2 5 |
| | | | | | | 68 A | Auburn | 3 7 | 169 A | Alabama St. | 2 6 |
| | | | | | | 82 A | Samford | 1 5 | 169 A | Alabama St. | 1 11 |
| | | | | | | 82 H | Samford | 5 3 | 169 A | Alabama St. | 2 6 |
| | | | | | | | | | 169 H | Alabama St. | 1 11 |
| | | | | | | | | | 169 H | Alabama St. | 5 4 |
| | | | | | | | | | 169 H | Alabama St. | 5 15 |
| | | | | | | | | | 172 A | Lipscomb | 5 18 |
| | | | | | | | | | 173 A | Georgia St. | 6 19 |
| | | | | | | | | | 173 A | Georgia St. | 3 19 |
| | | | | | | | | | 182 A | Troy | 6 9 |
| | | | | | | | | | 198 H | Morehead St. | 4 2 |
| | | | | | | | | | 198 H | Morehead St. | 8 9 |
| | | | | | | | | | 232 H | South Dakota St. | 4 11 |
| | | | | | | | | | 232 H | South Dakota St. | 6 4 |
| | | | | | | | | | 232 H | South Dakota St. | 1 2 |
| | | | | | | | | | 232 H | South Dakota St. | 5 12 |
| | | | | | | | | | 240 A | Louisiana Tech | 1 3 |
| | | | | | | | | | 240 A | Louisiana Tech | 3 4 |
| | | | | | | | | | 240 A | Louisiana Tech | 5 7 |
| | | | | | | | | | 266 H | IPFW | 2 5 |
| | | | | | | | | | 266 H | IPFW | 5 10 |
| | | | | | | | | | 266 H | IPFW | 11 4 |
| | | | | | | | | | 266 H | IPFW | 5 1 |
| | | | | | | | | | 277 H | Abilene Christian | 9 8 |
| | | | | | | | | | 277 H | Abilene Christian | 12 13 |
| <hr/> | | | | | | | | | | | |
| LAST 15 GAMES | | | | | | | | | | | |
| | | | | | | 82 A | Samford | 1 5 | 240 A | Louisiana Tech | 5 7 |
| | | | | | | 300 H | Mississippi Val. | 7 8 | 169 A | Alabama St. | 2 6 |
| | | | | | | 300 H | Mississippi Val. | 6 5 | 169 A | Alabama St. | 2 6 |
| | | | | | | 300 H | Mississippi Val. | 8 2 | | | |
| | | | | | | 300 H | Mississippi Val. | 9 0 | | | |

Non-Div. I Games: North Ala. 9 7 North Ala. 4 5

Alabama A&M

| | | | | |
|-----|---|----------------|---|---|
| 240 | A | Louisiana Tech | 3 | 4 |
| 240 | A | Louisiana Tech | 1 | 3 |

| RPI | S | Opponent | Score | |
|-----|---|-------------------|-------|----|
| 277 | H | Abilene Christian | 7 | 1 |
| 288 | A | Jackson St. | 1 | 2 |
| 288 | A | Jackson St. | 7 | 12 |
| 288 | A | Jackson St. | 8 | 1 |
| 288 | H | Jackson St. | 2 | 1 |
| 288 | H | Jackson St. | 13 | 9 |
| 288 | H | Jackson St. | 7 | 4 |
| 295 | A | Alcorn | 18 | 14 |
| 295 | A | Alcorn | 9 | 2 |
| 295 | H | Alcorn | 8 | 7 |
| 295 | H | Alcorn | 5 | 4 |
| 295 | H | Alcorn | 2 | 3 |
| 300 | H | Mississippi Val. | 9 | 0 |
| 300 | H | Mississippi Val. | 8 | 2 |
| 300 | H | Mississippi Val. | 6 | 5 |
| 300 | H | Mississippi Val. | 7 | 8 |

A
l
a
b
a
m
a
A
&
M

A
l
a
b
a
m
a
A
&
M

| Average RPI Win: | 240 | WON-LOST RECORD | WINNING PCT. RANK | LAST 15 GAMES | STRENGTH OF SCHEDULE | OPP. STRENGTH OF SCHEDULE | TEAM RPI | ADJ RPI | CONF. RPI | ADJ CONF. RPI | | |
|------------------|----------|-----------------|-------------------|----------------|----------------------|---------------------------|----------|-----------------------|-----------|---------------|-------|----|
| DIV. I ONLY | | 16-31-1 | .34375 | 255 | 4-11-0 | 292 | 269 | 290 | .40953 | 290 | 30 | 30 |
| DIV. I NON-CONF. | | 4-17-1 | .20455 | 282 | 1-5-0 | 268 | 241 | 299 | .38588 | 299 | 30 | 30 |
| <hr/> | | | | | | | | | | | | |
| TOTALS | RPI 1-25 | RPI 26-50 | | W-L RECORDS | | RPI 51-100 | | RPI 101-150 | | RPI 150+ | | |
| 16-31-1 | 0-0-0 | 0-0-0 | | OVERALL | | 0-6-0 | | 0-0-0 | | 16-25-1 | | |
| 11-10-0 | 0-0-0 | 0-0-0 | | HOME | | 0-3-0 | | 0-0-0 | | 11-7-0 | | |
| 5-21-1 | 0-0-0 | 0-0-0 | | AWAY | | 0-3-0 | | 0-0-0 | | 5-18-1 | | |
| 0-0-0 | 0-0-0 | 0-0-0 | | NEUTRAL | | 0-0-0 | | 0-0-0 | | 0-0-0 | | |
| 4-17-1 | 0-0-0 | 0-0-0 | | NON-CONFERENCE | | 0-6-0 | | 0-0-0 | | 4-11-1 | | |
| 3-6-0 | 0-0-0 | 0-0-0 | | HOME | | 0-3-0 | | 0-0-0 | | 3-3-0 | | |
| 1-11-1 | 0-0-0 | 0-0- | | AWAY | | 0-3-0 | | 0-0-0 | | 1-8-1 | | |
| 0-0-0 | 0-0-0 | 0-0-0 | | NEUTRAL | | 0-0-0 | | 0-0-0 | | 0-0-0 | | |
| 12-14-0 | 0-0-0 | 0-0-0 | | CONFERENCE | | 0-0-0 | | 0-0-0 | | 12-14-0 | | |
| 8-4-0 | 0-0-0 | 0-0-0 | | HOME | | 0-0-0 | | 0-0-0 | | 8-4-0 | | |
| 4-10-0 | 0-0-0 | 0-0-0 | | AWAY | | 0-0-0 | | 0-0-0 | | 4-10-0 | | |
| 0-0-0 | 0-0-0 | 0-0-0 | | NEUTRAL | | 0-0-0 | | 0-0-0 | | 0-0-0 | | |
| RPI | S | Opponent | Score | RPI | S | Opponent | Score | RPI | S | Opponent | Score | |
| | | | | | | 51 A High Point | 3 16 | 169 A Alabama St. | 1 14 | | | |
| | | | | | | 71 A East Carolina | 5 12 | 169 A Alabama St. | 8 9 | | | |
| | | | | | | 76 H Canisius | 7 15 | 169 A Alabama St. | 2 3 | | | |
| | | | | | | 84 A Duke | 1 9 | 181 A Furman | 3 2 | | | |
| | | | | | | 84 H Duke | 2 11 | 215 A Florida A&M | 8 9 | | | |
| | | | | | | 97 H UNC Wilmington | 0 9 | 215 A Florida A&M | 6 5 | | | |
| | | | | | | | | 215 A Florida A&M | 5 13 | | | |
| | | | | | | | | 215 H Florida A&M | 8 5 | | | |
| | | | | | | | | 215 H Florida A&M | 3 7 | | | |
| | | | | | | | | 215 H Florida A&M | 15 11 | | | |
| | | | | | | | | 218 A Bethune-Cookman | 1 12 | | | |
| | | | | | | | | 218 A Bethune-Cookman | 3 2 | | | |
| | | | | | | | | 218 A Bethune-Cookman | 7 4 | | | |
| | | | | | | | | 218 H Bethune-Cookman | 3 9 | | | |
| | | | | | | | | 218 H Bethune-Cookman | 2 3 | | | |
| | | | | | | | | 218 H Bethune-Cookman | 5 3 | | | |
| | | | | | | | | 223 A Longwood | 5 11 | | | |
| | | | | | | | | 223 H Longwood | 16 12 | | | |
| | | | | | | | | 234 A Presbyterian | 8 8 | | | |
| | | | | | | | | 234 H Presbyterian | 4 2 | | | |
| | | | | | | | | 242 A Lafayette | 6 7 | | | |
| | | | | | | | | 242 A Lafayette | 3 10 | | | |
| | | | | | | | | 242 A Lafayette | 7 8 | | | |
| | | | | | | | | 259 A UNC Asheville | 4 8 | | | |
| | | | | | | | | 260 A Savannah St. | 4 6 | | | |
| | | | | | | | | 260 A Savannah St. | 3 5 | | | |
| | | | | | | | | 260 A Savannah St. | 3 6 | | | |

Non-Div. I Games: Virginia St. 17 15 Virginia St. 12 6

N.C. Central

| | | | | |
|-----|---|-------------|----|----|
| 242 | A | Lafayette | 3 | 10 |
| 215 | H | Florida A&M | 15 | 11 |

| RPI | S | Opponent | Score | |
|-----|---|--------------|-------|----|
| 260 | H | Savannah St. | 9 | 8 |
| 260 | H | Savannah St. | 4 | 5 |
| 260 | H | Savannah St. | 5 | 4 |
| 274 | H | Niagara | 7 | 8 |
| 274 | H | Niagara | 1 | 7 |
| 274 | H | Niagara | 5 | 3 |
| 274 | H | Niagara | 2 | 22 |
| 278 | A | N.C. A&T | 9 | 3 |
| 278 | A | N.C. A&T | 5 | 6 |
| 278 | A | N.C. A&T | 1 | 5 |
| 278 | H | N.C. A&T | 4 | 0 |
| 278 | H | N.C. A&T | 12 | 3 |
| 278 | H | N.C. A&T | 5 | 3 |
| 298 | A | Coppin St. | 8 | 11 |
| 298 | A | Coppin St. | 1 | 5 |

| Average RPI Win: 267 | | WON-LOST RECORD | WINNING PCT. RANK | | LAST 15 GAMES | STRENGTH OF SCHEDULE | OPP. STRENGTH OF SCHEDULE | TEAM RPI | ADJ RPI | | CONF. RPI | ADJ CONF. RPI |
|-----------------------|---|--------------------|----------------------|---------------|------------------|-------------------------|------------------------------|-------------|------------|---------------------|---------------------|------------------|
| Average RPI Loss: 224 | | | | | | | | | | | | |
| DIV. I ONLY | | 20-21-0 | .4878 | 158 | 10-5-0 | 302 | 234 | 291 | .40544 | 291 | 32 | 32 |
| DIV. I NON-CONF. | | 15-21-0 | .41667 | 203 | 8-5-0 | 302 | 258 | 293 | .40346 | 292 | 32 | 32 |
| <hr/> | | | | | | | | | | | | |
| TOTALS | | RPI 1-25 | | RPI 26-50 | | W-L RECORDS | | RPI 51-100 | | RPI 101-150 | | RPI 150+ |
| 20-21-0 | | 0-0-0 | | 0-0-0 | | OVERALL | | 0-0-0 | | 2-5-0 | | 18-16-0 |
| 7-8-0 | | 0-0-0 | | 0-0-0 | | HOME | | 0-0-0 | | 1-1-0 | | 6-7-0 |
| 11-11-0 | | 0-0-0 | | 0-0-0 | | AWAY | | 0-0-0 | | 0-2-0 | | 11-7-0 |
| 2-2-0 | | 0-0-0 | | 0-0-0 | | NEUTRAL | | 0-0-0 | | 1-1-0 | | 1-1-0 |
| 15-21-0 | | 0-0-0 | | 0-0-0 | | NON-CONFERENCE | | 0-0-0 | | 2-5-0 | | 13-16-0 |
| 5-8-0 | | 0-0-0 | | 0-0-0 | | HOME | | 0-0-0 | | 1-1-0 | | 4-7-0 |
| 8-11-0 | | 0-0-0 | | 0-0- | | AWAY | | 0-0-0 | | 0-3-0 | | 8-8-0 |
| 2-2-0 | | 0-0-0 | | 0-0-0 | | NEUTRAL | | 0-0-0 | | 1-1-0 | | 1-1-0 |
| 5-0-0 | | 0-0-0 | | 0-0-0 | | CONFERENCE | | 0-0-0 | | 0-0-0 | | 5-0-0 |
| 2-0-0 | | 0-0-0 | | 0-0-0 | | HOME | | 0-0-0 | | 0-0-0 | | 2-0-0 |
| 3-0-0 | | 0-0-0 | | 0-0-0 | | AWAY | | 0-0-0 | | 0-0-0 | | 3-0-0 |
| 0-0-0 | | 0-0-0 | | 0-0-0 | | NEUTRAL | | 0-0-0 | | 0-0-0 | | 0-0-0 |
| RPI | S | Opponent | Score | RPI | S | Opponent | Score | RPI | S | Opponent | Score | |
| | | | | | | | | | | 124 N | Central Ark. | 7 17 |
| | | | | | | | | | | 124 N | Central Ark. | 7 5 |
| | | | | | | | | | | 141 A | Sacred Heart | 3 8 |
| | | | | | | | | | | 141 A | Sacred Heart | 2 8 |
| | | | | | | | | | | 141 H | Sacred Heart | 3 6 |
| | | | | | | | | | | 141 H | Sacred Heart | 5 3 |
| | | | | | | | | | | 146 A | Fairfield | 3 10 |
| | | | | | | | | | | 160 H | Binghamton | 0 10 |
| | | | | | | | | | | 222 A | LIU Brooklyn | 10 11 |
| | | | | | | | | | | 222 A | LIU Brooklyn | 5 6 |
| | | | | | | | | | | 227 N | Lehigh | 4 3 |
| | | | | | | | | | | 227 N | Lehigh | 5 7 |
| | | | | | | | | | | 228 A | Wagner | 5 0 |
| | | | | | | | | | | 228 A | Wagner | 2 3 |
| | | | | | | | | | | 228 H | Wagner | 7 9 |
| | | | | | | | | | | 253 A | Fairleigh Dickinson | 4 12 |
| | | | | | | | | | | 253 A | Fairleigh Dickinson | 9 1 |
| | | | | | | | | | | 253 A | Fairleigh Dickinson | 8 11 |
| | | | | | | | | | | 253 H | Fairleigh Dickinson | 5 2 |
| | | | | | | | | | | 253 H | Fairleigh Dickinson | 2 3 |
| | | | | | | | | | | 277 A | Abilene Christian | 5 6 |
| | | | | | | | | | | 277 A | Abilene Christian | 1 10 |
| | | | | | | | | | | 279 H | Albany (NY) | 1 11 |
| | | | | | | | | | | 279 H | Albany (NY) | 5 9 |
| | | | | | | | | | | 279 H | Albany (NY) | 5 4 |
| | | | | | | | | | | 279 H | Albany (NY) | 5 4 |
| | | | | | | | | | | 282 A | Saint Peter's | 5 3 |
| | | | | LAST 15 GAMES | | | | | | | | |
| | | | | 302 H | | NYIT | 5 2 | 279 H | | Albany (NY) | 5 4 | |
| | | | | 302 H | | NYIT | 5 3 | 253 H | | Fairleigh Dickinson | 5 2 | |
| | | | | 294 A | | UMES | 12 0 | 253 H | | Fairleigh Dickinson | 2 3 | |
| | | | | 294 A | | UMES | 5 2 | | | | | |
| | | | | 279 H | | Albany (NY) | 5 4 | | | | | |

Non-Div. I Games:

NJIT

| | | | | |
|-----|---|-------------|---|----|
| 279 | H | Albany (NY) | 5 | 9 |
| 279 | H | Albany (NY) | 1 | 11 |

| RPI | S | Opponent | Score | |
|-----|---|---------------|-------|----|
| 282 | H | Saint Peter's | 3 | 6 |
| 287 | A | Rider | 5 | 1 |
| 287 | A | Rider | 3 | 13 |
| 287 | H | Rider | 5 | 8 |
| 287 | H | Rider | 2 | 1 |
| 294 | A | UMES | 12 | 0 |
| 294 | A | UMES | 5 | 2 |
| 298 | A | Coppin St. | 13 | 3 |
| 298 | A | Coppin St. | 8 | 2 |
| 302 | A | NYIT | 3 | 0 |
| 302 | A | NYIT | 6 | 2 |
| 302 | A | NYIT | 9 | 5 |
| 302 | H | NYIT | 5 | 3 |
| 302 | H | NYIT | 5 | 2 |

| Average RPI Win: 182 | | WON-LOST | WINNING | LAST 15 | STRENGTH OF | | OPP. STRENGTH | TEAM | ADJ | | CONF. | ADJ CONF. | | | |
|-----------------------|----------|----------|-----------|---------|----------------|-------|---------------|-------|----------------|-------|----------|-----------|---------------|-------|----|
| Average RPI Loss: 178 | | RECORD | PCT. RANK | GAMES | SCHEDULE | | OF SCHEDULE | RPI | RPI | | RPI | RPI | | | |
| DIV. I ONLY | | 11-35-0 | .23913 | 292 | 6-8-0 | | 250 | 233 | 293 | | .40203 | 292 | | | |
| DIV. I NON-CONF. | | 4-18-0 | .18182 | 289 | 0-2-0 | | 271 | 199 | 296 | | .39351 | 296 | | | |
| TOTALS | | RPI 1-25 | RPI 26-50 | | W-L RECORDS | | RPI 51-100 | | RPI 101-150 | | RPI 150+ | | | | |
| 11-35-0 | | 1-1-0 | 0-0-0 | | OVERALL | | 0-3-0 | | 2-11-0 | | 8-20-0 | | | | |
| 5-16-0 | | 0-0-0 | 0-0-0 | | HOME | | 0-0-0 | | 0-7-0 | | 5-9-0 | | | | |
| 4-16-0 | | 0-0-0 | 0-0-0 | | AWAY | | 0-3-0 | | 2-4-0 | | 2-9-0 | | | | |
| 2-3-0 | | 1-1-0 | 0-0-0 | | NEUTRAL | | 0-0-0 | | 0-0-0 | | 1-2-0 | | | | |
| 4-18-0 | | 1-1-0 | 0-0-0 | | NON-CONFERENCE | | 0-3-0 | | 1-3-0 | | 2-11-0 | | | | |
| 0-6-0 | | 0-0-0 | 0-0-0 | | HOME | | 0-0-0 | | 0-1-0 | | 0-5-0 | | | | |
| 2-9-0 | | 0-0-0 | 0-0- | | AWAY | | 0-3-0 | | 1-2-0 | | 1-4-0 | | | | |
| 2-3-0 | | 1-1-0 | 0-0-0 | | NEUTRAL | | 0-0-0 | | 0-0-0 | | 1-2-0 | | | | |
| 7-17-0 | | 0-0-0 | 0-0-0 | | CONFERENCE | | 0-0-0 | | 1-8-0 | | 6-9-0 | | | | |
| 5-10-0 | | 0-0-0 | 0-0-0 | | HOME | | 0-0-0 | | 0-6-0 | | 5-4-0 | | | | |
| 2-7-0 | | 0-0-0 | 0-0-0 | | AWAY | | 0-0-0 | | 1-2-0 | | 1-5-0 | | | | |
| 0-0-0 | | 0-0-0 | 0-0-0 | | NEUTRAL | | 0-0-0 | | 0-0-0 | | 0-0-0 | | | | |
| RPI S | Opponent | Score | | RPI S | Opponent | Score | | RPI S | Opponent | Score | | RPI S | Opponent | Score | |
| 22 N | Liberty | 5 | 4 | | | | | 97 A | UNC Wilmington | 3 | 6 | 103 A | Ga. Southern | 5 | 20 |
| 22 N | Liberty | 5 | 8 | | | | | 97 A | UNC Wilmington | 1 | 9 | 103 A | Ga. Southern | 3 | 2 |
| | | | | | | | | 100 A | Ohio St. | 6 | 11 | 105 A | Xavier | 0 | 14 |
| | | | | | | | | | | | | 126 H | Central Mich. | 3 | 6 |
| | | | | | | | | | | | | 126 H | Central Mich. | 2 | 4 |
| | | | | | | | | | | | | 126 H | Central Mich. | 2 | 10 |
| | | | | | | | | | | | | 129 H | Pittsburgh | 1 | 6 |
| | | | | | | | | | | | | 138 A | Bowling Green | 6 | 7 |
| | | | | | | | | | | | | 138 A | Bowling Green | 4 | 11 |
| | | | | | | | | | | | | 138 A | Bowling Green | 7 | 6 |
| | | | | | | | | | | | | 150 H | Kent St. | 1 | 11 |
| | | | | | | | | | | | | 150 H | Kent St. | 2 | 18 |
| | | | | | | | | | | | | 150 H | Kent St. | 3 | 5 |
| | | | | | | | | | | | | 170 H | Buffalo | 7 | 10 |
| | | | | | | | | | | | | 170 H | Buffalo | 14 | 8 |
| | | | | | | | | | | | | 170 H | Buffalo | 4 | 3 |
| | | | | | | | | | | | | 185 A | Toledo | 0 | 3 |
| | | | | | | | | | | | | 185 A | Toledo | 4 | 7 |
| | | | | | | | | | | | | 185 A | Toledo | 3 | 2 |
| | | | | | | | | | | | | 187 A | Akron | 4 | 5 |
| | | | | | | | | | | | | 187 A | Akron | 1 | 7 |
| | | | | | | | | | | | | 187 A | Akron | 0 | 8 |
| | | | | | | | | | | | | 198 H | Morehead St. | 4 | 12 |
| | | | | | | | | | | | | 209 H | Western Mich. | 0 | 4 |
| | | | | | | | | | | | | 209 H | Western Mich. | 5 | 3 |
| | | | | | | | | | | | | 209 H | Western Mich. | 2 | 4 |
| | | | | | | | | | | | | 214 A | Marshall | 1 | 2 |
| LAST 15 GAMES | | | | | | | | | | | | | | | |
| | | | | 138 A | Bowling Green | 6 | 7 | | | | | 273 H | Eastern Mich. | 5 | 10 |
| | | | | 138 A | Bowling Green | 7 | 6 | | | | | 273 H | Eastern Mich. | 7 | 6 |
| | | | | 138 A | Bowling Green | 4 | 11 | | | | | 273 H | Eastern Mich. | 10 | 8 |
| | | | | 129 H | Pittsburgh | 1 | 6 | | | | | | | | |
| | | | | 170 H | Buffalo | 14 | 8 | | | | | | | | |

Non-Div. I Games: Rio Grande

0 2

Ohio

| | | | | |
|-----|---|---------|---|----|
| 170 | H | Buffalo | 7 | 10 |
| 170 | H | Buffalo | 4 | 3 |

| RPI | S | Opponent | Score | |
|-----|---|------------------|-------|----|
| 223 | A | Longwood | 1 | 7 |
| 223 | A | Longwood | 0 | 1 |
| 223 | A | Longwood | 2 | 5 |
| 223 | A | Longwood | 9 | 1 |
| 236 | N | Murray St. | 7 | 6 |
| 236 | N | Murray St. | 6 | 7 |
| 244 | N | SIU Edwardsville | 3 | 7 |
| 273 | H | Eastern Mich. | 10 | 8 |
| 273 | H | Eastern Mich. | 7 | 6 |
| 273 | H | Eastern Mich. | 5 | 10 |
| 280 | H | Youngstown St. | 4 | 11 |
| 283 | H | St. Bonaventure | 4 | 6 |
| 283 | H | St. Bonaventure | 6 | 24 |
| 283 | H | St. Bonaventure | 3 | 14 |

Northern Colo.

N
o
r
t
h
e
r
n
C
o
l
o
.

| | | | | |
|-----|---|-------------|---|---|
| 248 | H | Bakersfield | 3 | 7 |
| 226 | H | Air Force | 6 | 2 |

| RPI | S | Opponent | Score | |
|-----|---|--------------|-------|---|
| 271 | N | North Dakota | 2 | 3 |
| 271 | N | North Dakota | 1 | 3 |
| 297 | A | Chicago St. | 6 | 4 |
| 297 | A | Chicago St. | 9 | 7 |
| 297 | A | Chicago St. | 8 | 4 |

Northern Colo.

N
o
r
t
h
e
r
n
C
o
l
o
.

N
o
r
t
h
e
r
n
C
o
l
o
.

| Average RPI Win: 260 | | WON-LOST | WINNING | LAST 15 | STRENGTH OF | OPP. STRENGTH | TEAM | ADJ | CONF. | ADJ CONF. | | |
|-----------------------|---|----------|-----------|-----------|-------------|----------------|-------|------------|--------|-------------|-------|----------|
| Average RPI Loss: 226 | | RECORD | PCT. RANK | GAMES | SCHEDULE | OF SCHEDULE | RPI | RPI | RPI | RPI | | |
| DIV. I ONLY | | 13-33-0 | .28261 | 281 | 2-13-0 | 293 | 298 | 296 | .39834 | 294 | 30 | 30 |
| DIV. I NON-CONF. | | 5-17-0 | .22727 | 279 | 0-5-0 | 215 | 291 | 280 | .42543 | 280 | 30 | 30 |
| <hr/> | | | | | | | | | | | | |
| TOTALS | | RPI 1-25 | | RPI 26-50 | | W-L RECORDS | | RPI 51-100 | | RPI 101-150 | | RPI 150+ |
| 13-33-0 | | 0-0-0 | | 0-0-0 | | OVERALL | | 0-1-0 | | 0-5-0 | | 13-27-0 |
| 3-13-0 | | 0-0-0 | | 0-0-0 | | HOME | | 0-0-0 | | 0-0-0 | | 3-13-0 |
| 10-18-0 | | 0-0-0 | | 0-0-0 | | AWAY | | 0-1-0 | | 0-5-0 | | 10-12-0 |
| 0-2-0 | | 0-0-0 | | 0-0-0 | | NEUTRAL | | 0-0-0 | | 0-0-0 | | 0-2-0 |
| 5-17-0 | | 0-0-0 | | 0-0-0 | | NON-CONFERENCE | | 0-1-0 | | 0-5-0 | | 5-11-0 |
| 1-3-0 | | 0-0-0 | | 0-0-0 | | HOME | | 0-0-0 | | 0-0-0 | | 1-3-0 |
| 4-12-0 | | 0-0-0 | | 0-0- | | AWAY | | 0-1-0 | | 0-5-0 | | 4-6-0 |
| 0-2-0 | | 0-0-0 | | 0-0-0 | | NEUTRAL | | 0-0-0 | | 0-0-0 | | 0-2-0 |
| 8-16-0 | | 0-0-0 | | 0-0-0 | | CONFERENCE | | 0-0-0 | | 0-0-0 | | 8-16-0 |
| 2-10-0 | | 0-0-0 | | 0-0-0 | | HOME | | 0-0-0 | | 0-0-0 | | 2-10-0 |
| 6-6-0 | | 0-0-0 | | 0-0-0 | | AWAY | | 0-0-0 | | 0-0-0 | | 6-6-0 |
| 0-0-0 | | 0-0-0 | | 0-0-0 | | NEUTRAL | | 0-0-0 | | 0-0-0 | | 0-0-0 |
| RPI | S | Opponent | Score | RPI | S | Opponent | Score | RPI | S | Opponent | Score | |
| | | | | | | | | | | | | |
| | | | | | | | | | | | | |
| | | | | | | | | | | | | |
| | | | | | | | | | | | | |
| | | | | | | | | | | | | |
| | | | | | | | | | | | | |
| | | | | | | | | | | | | |
| | | | | | | | | | | | | |
| | | | | | | | | | | | | |
| | | | | | | | | | | | | |
| | | | | | | | | | | | | |
| | | | | | | | | | | | | |
| | | | | | | | | | | | | |
| | | | | | | | | | | | | |
| | | | | | | | | | | | | |
| | | | | | | | | | | | | |
| | | | | | | | | | | | | |
| | | | | | | | | | | | | |
| | | | | | | | | | | | | |
| | | | | | | | | | | | | |
| | | | | | | | | | | | | |
| | | | | | | | | | | | | |
| | | | | | | | | | | | | |
| | | | | | | | | | | | | |
| | | | | | | | | | | | | |
| | | | | | | | | | | | | |
| | | | | | | | | | | | | |
| | | | | | | | | | | | | |
| | | | | | | | | | | | | |
| | | | | | | | | | | | | |
| | | | | | | | | | | | | |
| | | | | | | | | | | | | |
| | | | | | | | | | | | | |
| | | | | | | | | | | | | |
| | | | | | | | | | | | | |
| | | | | | | | | | | | | |
| | | | | | | | | | | | | |
| | | | | | | | | | | | | |
| | | | | | | | | | | | | |
| | | | | | | | | | | | | |
| | | | | | | | | | | | | |
| | | | | | | | | | | | | |
| | | | | | | | | | | | | |
| | | | | | | | | | | | | |
| | | | | | | | | | | | | |
| | | | | | | | | | | | | |
| | | | | | | | | | | | | |
| | | | | | | | | | | | | |
| | | | | | | | | | | | | |
| | | | | | | | | | | | | |
| | | | | | | | | | | | | |
| | | | | | | | | | | | | |
| | | | | | | | | | | | | |
| | | | | | | | | | | | | |
| | | | | | | | | | | | | |
| | | | | | | | | | | | | |
| | | | | | | | | | | | | |
| | | | | | | | | | | | | |
| | | | | | | | | | | | | |
| | | | | | | | | | | | | |
| | | | | | | | | | | | | |
| | | | | | | | | | | | | |
| | | | | | | | | | | | | |
| | | | | | | | | | | | | |
| | | | | | | | | | | | | |
| | | | | | | | | | | | | |
| | | | | | | | | | | | | |
| | | | | | | | | | | | | |
| | | | | | | | | | | | | |
| | | | | | | | | | | | | |
| | | | | | | | | | | | | |
| | | | | | | | | | | | | |
| | | | | | | | | | | | | |
| | | | | | | | | | | | | |
| | | | | | | | | | | | | |
| | | | | | | | | | | | | |
| | | | | | | | | | | | | |
| | | | | | | | | | | | | |
| | | | | | | | | | | | | |

Non-Div. I Games:

UMES

| | | |
|-------------------|---|----|
| 257 H Norfolk St. | 1 | 7 |
| 257 H Norfolk St. | 2 | 12 |

| RPI | S | Opponent | Score | |
|-----|---|-------------------|-------|----|
| 257 | H | Norfolk St. | 1 | 7 |
| 257 | H | Norfolk St. | 2 | 12 |
| 257 | H | Norfolk St. | 6 | 5 |
| 258 | A | Navy | 10 | 4 |
| 258 | H | Navy | 8 | 7 |
| 261 | A | George Washington | 2 | 3 |
| 261 | H | George Washington | 1 | 14 |
| 291 | H | NJIT | 0 | 12 |
| 291 | H | NJIT | 2 | 5 |
| 298 | A | Coppin St. | 3 | 6 |
| 298 | A | Coppin St. | 14 | 3 |
| 298 | A | Coppin St. | 3 | 4 |
| 298 | A | Coppin St. | 4 | 11 |
| 298 | A | Coppin St. | 4 | 1 |
| 298 | A | Coppin St. | 11 | 4 |
| 298 | H | Coppin St. | 3 | 14 |
| 298 | H | Coppin St. | 3 | 4 |
| 298 | H | Coppin St. | 9 | 1 |

U
M
E
S

U
M
E
S

| | | | |
|-------------------|----------------|---|---|
| Non-Div. I Games: | LSU-Shreveport | 3 | 7 |
|-------------------|----------------|---|---|

Alcorn

| | | | | |
|-----|---|------------------|---|---|
| 20 | A | LSU | 7 | 9 |
| 300 | A | Mississippi Val. | 9 | 5 |

| RPI | S | Opponent | Score | |
|-----|---|------------------|-------|----|
| 288 | A | Jackson St. | 10 | 2 |
| 288 | A | Jackson St. | 3 | 9 |
| 288 | H | Jackson St. | 9 | 12 |
| 288 | H | Jackson St. | 7 | 6 |
| 288 | H | Jackson St. | 4 | 3 |
| 289 | A | Alabama A&M | 3 | 2 |
| 289 | A | Alabama A&M | 7 | 8 |
| 289 | A | Alabama A&M | 4 | 5 |
| 289 | H | Alabama A&M | 2 | 9 |
| 289 | H | Alabama A&M | 14 | 18 |
| 300 | A | Mississippi Val. | 6 | 3 |
| 300 | A | Mississippi Val. | 9 | 5 |
| 300 | H | Mississippi Val. | 6 | 8 |
| 300 | H | Mississippi Val. | 5 | 3 |
| 300 | H | Mississippi Val. | 10 | 8 |

A
l
c
o
r
n

A
l
c
o
r
n

| Average RPI Win: 280 | | WON-LOST | WINNING | LAST 15 | STRENGTH OF | | OPP. STRENGTH | TEAM | ADJ | CONF. | ADJ CONF. |
|-----------------------|------------|----------|-----------|------------------|----------------|-------|---------------|------------------|-------------------|-------|-----------|
| Average RPI Loss: 192 | | RECORD | PCT. RANK | GAMES | SCHEDULE | | OF SCHEDULE | RPI | RPI | RPI | RPI |
| DIV. I ONLY | | 12-27-0 | .30769 | 271 | 291 | | 292 | 292 | .39539 | 296 | 31 |
| DIV. I NON-CONF. | | 1-15-0 | .0625 | 299 | 99 | | 25 | 288 | .3991 | 294 | 31 |
| TOTALS | | RPI 1-25 | RPI 26-50 | | W-L RECORDS | | RPI 51-100 | | RPI 101-150 | | RPI 150+ |
| 12-27-0 | | 0-5-0 | 0-1-0 | | OVERALL | | 0-0-0 | | 0-1-0 | | 12-20-0 |
| 6-7-0 | | 0-0-0 | 0-0-0 | | HOME | | 0-0-0 | | 0-0-0 | | 6-7-0 |
| 6-19-0 | | 0-5-0 | 0-1-0 | | AWAY | | 0-0-0 | | 0-0-0 | | 6-13-0 |
| 0-1-0 | | 0-0-0 | 0-0-0 | | NEUTRAL | | 0-0-0 | | 0-1-0 | | 0-0-0 |
| 1-15-0 | | 0-5-0 | 0-1-0 | | NON-CONFERENCE | | 0-0-0 | | 0-1-0 | | 1-8-0 |
| 1-0-0 | | 0-0-0 | 0-0-0 | | HOME | | 0-0-0 | | 0-0-0 | | 1-0-0 |
| 0-14-0 | | 0-5-0 | 0-0- | | AWAY | | 0-0-0 | | 0-0-0 | | 0-8-0 |
| 0-1-0 | | 0-0-0 | 0-0-0 | | NEUTRAL | | 0-0-0 | | 0-1-0 | | 0-0-0 |
| 11-12-0 | | 0-0-0 | 0-0-0 | | CONFERENCE | | 0-0-0 | | 0-0-0 | | 11-12-0 |
| 5-7-0 | | 0-0-0 | 0-0-0 | | HOME | | 0-0-0 | | 0-0-0 | | 5-7-0 |
| 6-5-0 | | 0-0-0 | 0-0-0 | | AWAY | | 0-0-0 | | 0-0-0 | | 6-5-0 |
| 0-0-0 | | 0-0-0 | 0-0-0 | | NEUTRAL | | 0-0-0 | | 0-0-0 | | 0-0-0 |
| RPI S | Opponent | Score | | RPI S | Opponent | Score | | RPI S | Opponent | Score | |
| 8 A | Houston | 0 | 6 | 35 A | Texas A&M | 2 | 8 | 133 N | Northwestern St. | 2 | 5 |
| 11 A | Texas | 3 | 6 | | | | | 162 A | Lamar | 6 | 18 |
| 14 A | Texas Tech | 0 | 8 | | | | | 174 A | Houston Baptist | 5 | 12 |
| 14 A | Texas Tech | 3 | 4 | | | | | 174 A | Houston Baptist | 3 | 4 |
| 14 A | Texas Tech | 0 | 13 | | | | | 174 A | Houston Baptist | 4 | 12 |
| | | | | | | | | 174 A | Houston Baptist | 2 | 6 |
| | | | | | | | | 174 H | Houston Baptist | 9 | 8 |
| | | | | | | | | 204 A | Tex.-Pan American | 3 | 9 |
| | | | | | | | | 204 A | Tex.-Pan American | 0 | 1 |
| | | | | | | | | 268 A | Incarnate Word | 4 | 10 |
| | | | | | | | | 269 A | Ark.-Pine Bluff | 5 | 4 |
| | | | | | | | | 269 A | Ark.-Pine Bluff | 0 | 3 |
| | | | | | | | | 269 H | Ark.-Pine Bluff | 2 | 3 |
| | | | | | | | | 269 H | Ark.-Pine Bluff | 5 | 1 |
| | | | | | | | | 269 H | Ark.-Pine Bluff | 3 | 6 |
| | | | | | | | | 276 A | Texas Southern | 1 | 6 |
| | | | | | | | | 276 A | Texas Southern | 4 | 7 |
| | | | | | | | | 276 A | Texas Southern | 1 | 9 |
| | | | | | | | | 276 H | Texas Southern | 1 | 6 |
| | | | | | | | | 276 H | Texas Southern | 7 | 4 |
| | | | | | | | | 276 H | Texas Southern | 9 | 0 |
| | | | | | | | | 299 A | Grambling | 12 | 6 |
| | | | | | | | | 299 A | Grambling | 6 | 5 |
| | | | | | | | | 299 A | Grambling | 11 | 12 |
| | | | | | | | | 299 H | Grambling | 6 | 11 |
| | | | | | | | | 299 H | Grambling | 15 | 3 |
| | | | | | | | | 299 H | Grambling | 2 | 14 |
| Non-Div. I Games: | | | | Texas Col. | | | | Huston-Tillotson | | | |
| | | | | Wiley | | | | Huston-Tillotson | | | |
| | | | | 5 4 | | | | 8 5 | | | |
| | | | | 13 0 | | | | 10 7 | | | |
| | | | | Huston-Tillotson | | | | Huston-Tillotson | | | |
| | | | | 4 5 | | | | 8 5 | | | |
| | | | | | | | | Wiley | | | |
| | | | | | | | | Prairie View | | | |
| | | | | | | | | 10 0 | | | |

| | | |
|----------------------|---|---|
| 276 H Texas Southern | 1 | 6 |
| 276 H Texas Southern | 7 | 4 |

| RPI | S | Opponent | Score | |
|-----|---|-------------|-------|---|
| 301 | A | Southern U. | 7 | 2 |
| 301 | A | Southern U. | 13 | 3 |
| 301 | A | Southern U. | 10 | 9 |
| 301 | H | Southern U. | 8 | 9 |
| 301 | H | Southern U. | 2 | 5 |
| 301 | H | Southern U. | 16 | 9 |

Prairie View

P
r
a
i
r
i
e
V
i
e
w

P
r
a
i
r
i
e
V
i
e
w

| Average RPI Win: | 230 | WON-LOST RECORD | WINNING PCT. RANK | LAST 15 GAMES | STRENGTH OF SCHEDULE | OPP. STRENGTH OF SCHEDULE | TEAM RPI | ADJ RPI | CONF. RPI | ADJ CONF. RPI | | |
|----------------------|----------|------------------|-------------------|----------------|----------------------|---------------------------|----------|-------------|-----------|-------------------|-------|----|
| DIV. I ONLY | | 13-35-0 | .27083 | 286 | 3-11-0 | 287 | 275 | 297 | .39347 | 297 | 26 | 26 |
| DIV. I NON-CONF. | | 10-17-0 | .37037 | 223 | 1-3-0 | 272 | 294 | 276 | .42982 | 276 | 25 | 25 |
| <hr/> | | | | | | | | | | | | |
| TOTALS | RPI 1-25 | RPI 26-50 | | W-L RECORDS | | RPI 51-100 | | RPI 101-150 | | RPI 150+ | | |
| 13-35-0 | 0-0-0 | 0-0-0 | | OVERALL | | 0-1-0 | | 2-9-0 | | 11-25-0 | | |
| 5-16-0 | 0-0-0 | 0-0-0 | | HOME | | 0-0-0 | | 0-0-0 | | 5-16-0 | | |
| 4-16-0 | 0-0-0 | 0-0-0 | | AWAY | | 0-0-0 | | 1-8-0 | | 3-8-0 | | |
| 4-3-0 | 0-0-0 | 0-0-0 | | NEUTRAL | | 0-1-0 | | 1-1-0 | | 3-1-0 | | |
| <hr/> | | | | | | | | | | | | |
| 10-17-0 | 0-0-0 | 0-0-0 | | NON-CONFERENCE | | 0-1-0 | | 2-3-0 | | 8-13-0 | | |
| 2-7-0 | 0-0-0 | 0-0-0 | | HOME | | 0-0-0 | | 0-0-0 | | 2-7-0 | | |
| 4-7-0 | 0-0-0 | 0-0- | | AWAY | | 0-0-0 | | 1-2-0 | | 3-5-0 | | |
| 4-3-0 | 0-0-0 | 0-0-0 | | NEUTRAL | | 0-1-0 | | 1-1-0 | | 3-1-0 | | |
| <hr/> | | | | | | | | | | | | |
| 3-18-0 | 0-0-0 | 0-0-0 | | CONFERENCE | | 0-0-0 | | 0-6-0 | | 3-12-0 | | |
| 3-9-0 | 0-0-0 | 0-0-0 | | HOME | | 0-0-0 | | 0-0-0 | | 3-9-0 | | |
| 0-9-0 | 0-0-0 | 0-0-0 | | AWAY | | 0-0-0 | | 0-6-0 | | 0-3-0 | | |
| 0-0-0 | 0-0-0 | 0-0-0 | | NEUTRAL | | 0-0-0 | | 0-0-0 | | 0-0-0 | | |
| <hr/> | | | | | | | | | | | | |
| RPI | S | Opponent | Score | RPI | S | Opponent | Score | RPI | S | Opponent | Score | |
| | | | | | | | | 67 | N | Southern Miss. | 8 | 11 |
| | | | | | | | | 119 | N | Missouri | 3 | 6 |
| | | | | | | | | 131 | A | Sacramento St. | 2 | 3 |
| | | | | | | | | 131 | A | Sacramento St. | 6 | 11 |
| | | | | | | | | 131 | A | Sacramento St. | 0 | 6 |
| | | | | | | | | 133 | A | Northwestern St. | 9 | 3 |
| | | | | | | | | 133 | A | Northwestern St. | 2 | 7 |
| | | | | | | | | 134 | A | Grand Canyon | 1 | 2 |
| | | | | | | | | 134 | A | Grand Canyon | 6 | 12 |
| | | | | | | | | 134 | A | Grand Canyon | 5 | 15 |
| | | | | | | | | 140 | A | McNeese St. | 3 | 9 |
| | | | | | | | | 140 | N | McNeese St. | 6 | 3 |
| | | | | | | | | 180 | H | Utah Valley | 3 | 7 |
| | | | | | | | | 180 | H | Utah Valley | 2 | 7 |
| | | | | | | | | 180 | H | Utah Valley | 4 | 5 |
| | | | | | | | | 194 | H | Notre Dame | 1 | 6 |
| | | | | | | | | 204 | H | Tex.-Pan American | 3 | 9 |
| | | | | | | | | 204 | H | Tex.-Pan American | 0 | 1 |
| | | | | | | | | 204 | H | Tex.-Pan American | 4 | 2 |
| | | | | | | | | 208 | N | Omaha | 10 | 13 |
| | | | | | | | | 208 | N | Omaha | 2 | 1 |
| | | | | | | | | 217 | A | Valparaiso | 3 | 8 |
| | | | | | | | | 217 | H | Valparaiso | 1 | 7 |
| | | | | | | | | 227 | N | Lehigh | 8 | 1 |
| | | | | | | | | 232 | H | South Dakota St. | 6 | 10 |
| 232 | H | South Dakota St. | 2 | 1 | | | | | | | | |
| 232 | H | South Dakota St. | 1 | 2 | | | | | | | | |
| 239 | A | Ill.-Chicago | 8 | 7 | | | | | | | | |
| <hr/> | | | | | | | | | | | | |
| LAST 15 GAMES | | | | | | | | | | | | |
| 293 H Northern Colo. | | | | 4 | 6 | 131 A Sacramento St. | | | | 0 | 6 | |
| 293 H Northern Colo. | | | | 4 | 8 | 217 A Valparaiso | | | | 3 | 8 | |
| 293 H Northern Colo. | | | | 7 | 9 | 204 H Tex.-Pan American | | | | 0 | 1 | |
| 285 A Milwaukee | | | | 9 | 6 | | | | | | | |
| 285 A Milwaukee | | | | 5 | 7 | | | | | | | |

Non-Div. I Games: Wabash 10 2 Holy Cross (IN) 7 5

Chicago St.

Chicago St.

| | | | | |
|-----|---|----------------|---|----|
| 131 | A | Sacramento St. | 2 | 3 |
| 131 | A | Sacramento St. | 6 | 11 |

Through Games Of May 11, 2014

| RPI | S | Opponent | Score | |
|-----|---|-----------------|-------|----|
| 239 | H | Ill.-Chicago | 14 | 12 |
| 241 | A | Northwestern | 6 | 7 |
| 241 | H | Northwestern | 1 | 6 |
| 241 | H | Northwestern | 2 | 4 |
| 248 | A | Bakersfield | 0 | 11 |
| 248 | A | Bakersfield | 4 | 6 |
| 248 | A | Bakersfield | 7 | 16 |
| 260 | A | Savannah St. | 4 | 7 |
| 260 | A | Savannah St. | 14 | 5 |
| 260 | A | Savannah St. | 5 | 7 |
| 271 | H | North Dakota | 7 | 5 |
| 271 | H | North Dakota | 10 | 2 |
| 271 | H | North Dakota | 1 | 7 |
| 283 | N | St. Bonaventure | 5 | 4 |
| 285 | A | Milwaukee | 5 | 7 |
| 285 | A | Milwaukee | 9 | 6 |
| 285 | H | Milwaukee | 8 | 12 |
| 293 | H | Northern Colo. | 7 | 9 |
| 293 | H | Northern Colo. | 4 | 8 |
| 293 | H | Northern Colo. | 4 | 6 |

Chicago St.

C
h
i
c
a
g
o
s
t
.

C
h
i
c
a
g
o
s
t
.

| Average RPI Win: 277 | | WON-LOST RECORD | | WINNING PCT. RANK | | LAST 15 GAMES | | STRENGTH OF SCHEDULE | | OPP. STRENGTH OF SCHEDULE | | TEAM RPI | | ADJ RPI | | CONF. RPI | | ADJ CONF. RPI | |
|----------------------|---|-----------------|--|-------------------|--|----------------|---|----------------------|--|---------------------------|--|----------|---|------------|--|-----------|--|---------------|--|
| DIV. I ONLY | | 11-32-0 | | .25581 289 | | 3-12-0 | | 273 | | 302 | | 298 | | .38904 298 | | 30 | | 30 | |
| DIV. I NON-CONF. | | 0-17-0 | | 0 300 | | 0-4-0 | | 244 | | 295 | | 302 | | .34178 302 | | 30 | | 30 | |
| TOTALS | | RPI 1-25 | | RPI 26-50 | | W-L RECORDS | | RPI 51-100 | | RPI 101-150 | | RPI 150+ | | | | | | | |
| 11-32-0 | | 0-0-0 | | 0-0-0 | | OVERALL | | 0-2-0 | | 0-3-0 | | 11-27-0 | | | | | | | |
| 6-13-0 | | 0-0-0 | | 0-0-0 | | HOME | | 0-0-0 | | 0-0-0 | | 6-13-0 | | | | | | | |
| 5-16-0 | | 0-0-0 | | 0-0-0 | | AWAY | | 0-2-0 | | 0-1-0 | | 5-13-0 | | | | | | | |
| 0-3-0 | | 0-0-0 | | 0-0-0 | | NEUTRAL | | 0-0-0 | | 0-2-0 | | 0-1-0 | | | | | | | |
| 0-17-0 | | 0-0-0 | | 0-0-0 | | NON-CONFERENCE | | 0-2-0 | | 0-3-0 | | 0-12-0 | | | | | | | |
| 0-5-0 | | 0-0-0 | | 0-0-0 | | HOME | | 0-0-0 | | 0-0-0 | | 0-5-0 | | | | | | | |
| 0-10-0 | | 0-0-0 | | 0-0- | | AWAY | | 0-2-0 | | 0-1-0 | | 0-7-0 | | | | | | | |
| 0-2-0 | | 0-0-0 | | 0-0-0 | | NEUTRAL | | 0-0-0 | | 0-2-0 | | 0-0-0 | | | | | | | |
| 11-15-0 | | 0-0-0 | | 0-0-0 | | CONFERENCE | | 0-0-0 | | 0-0-0 | | 11-15-0 | | | | | | | |
| 6-8-0 | | 0-0-0 | | 0-0-0 | | HOME | | 0-0-0 | | 0-0-0 | | 6-8-0 | | | | | | | |
| 5-6-0 | | 0-0-0 | | 0-0-0 | | AWAY | | 0-0-0 | | 0-0-0 | | 5-6-0 | | | | | | | |
| 0-1-0 | | 0-0-0 | | 0-0-0 | | NEUTRAL | | 0-0-0 | | 0-0-0 | | 0-1-0 | | | | | | | |
| RPI | S | Opponent | | Score | | RPI | S | Opponent | | Score | | RPI | S | Opponent | | Score | | | |
| | | | | | | | | | | | | | | | | | | | |
| | | | | | | | | | | | | | | | | | | | |
| | | | | | | | | | | | | | | | | | | | |
| | | | | | | | | | | | | | | | | | | | |
| | | | | | | | | | | | | | | | | | | | |
| | | | | | | | | | | | | | | | | | | | |
| | | | | | | | | | | | | | | | | | | | |
| | | | | | | | | | | | | | | | | | | | |
| | | | | | | | | | | | | | | | | | | | |
| | | | | | | | | | | | | | | | | | | | |
| | | | | | | | | | | | | | | | | | | | |
| | | | | | | | | | | | | | | | | | | | |
| | | | | | | | | | | | | | | | | | | | |
| | | | | | | | | | | | | | | | | | | | |
| | | | | | | | | | | | | | | | | | | | |
| | | | | | | | | | | | | | | | | | | | |
| | | | | | | | | | | | | | | | | | | | |
| | | | | | | | | | | | | | | | | | | | |
| | | | | | | | | | | | | | | | | | | | |
| | | | | | | | | | | | | | | | | | | | |
| | | | | | | | | | | | | | | | | | | | |
| | | | | | | | | | | | | | | | | | | | |
| | | | | | | | | | | | | | | | | | | | |
| | | | | | | | | | | | | | | | | | | | |
| | | | | | | | | | | | | | | | | | | | |
| | | | | | | | | | | | | | | | | | | | |
| | | | | | | | | | | | | | | | | | | | |
| | | | | | | | | | | | | | | | | | | | |
| | | | | | | | | | | | | | | | | | | | |
| | | | | | | | | | | | | | | | | | | | |
| | | | | | | | | | | | | | | | | | | | |
| | | | | | | | | | | | | | | | | | | | |
| | | | | | | | | | | | | | | | | | | | |
| | | | | | | | | | | | | | | | | | | | |
| | | | | | | | | | | | | | | | | | | | |
| | | | | | | | | | | | | | | | | | | | |
| | | | | | | | | | | | | | | | | | | | |
| | | | | | | | | | | | | | | | | | | | |
| | | | | | | | | | | | | | | | | | | | |
| | | | | | | | | | | | | | | | | | | | |
| | | | | | | | | | | | | | | | | | | | |
| | | | | | | | | | | | | | | | | | | | |
| | | | | | | | | | | | | | | | | | | | |
| | | | | | | | | | | | | | | | | | | | |
| | | | | | | | | | | | | | | | | | | | |
| | | | | | | | | | | | | | | | | | | | |
| | | | | | | | | | | | | | | | | | | | |
| | | | | | | | | | | | | | | | | | | | |

Non-Div. I Games:

Coppin St.

Coppin St.

| | | | | |
|-----|---|------|---|----|
| 294 | H | UMES | 1 | 4 |
| 294 | H | UMES | 4 | 11 |

Through Games Of May 11, 2014

| RPI | S | Opponent | Score | |
|-----|---|-------------------|-------|----|
| 261 | A | George Washington | 4 | 10 |
| 290 | H | N.C. Central | 5 | 1 |
| 290 | H | N.C. Central | 11 | 8 |
| 291 | H | NJIT | 2 | 8 |
| 291 | H | NJIT | 3 | 13 |
| 294 | A | UMES | 1 | 9 |
| 294 | A | UMES | 14 | 3 |
| 294 | A | UMES | 4 | 3 |
| 294 | H | UMES | 6 | 3 |
| 294 | H | UMES | 11 | 4 |
| 294 | H | UMES | 3 | 14 |
| 294 | H | UMES | 1 | 4 |
| 294 | H | UMES | 4 | 11 |
| 294 | H | UMES | 4 | 3 |

Coppin St.

C
o
p
p
i
n
s
t
.

C
o
p
p
i
n
s
t
.

| Average RPI Win: 280 | | WON-LOST RECORD | WINNING PCT. RANK | | LAST 15 GAMES | | STRENGTH OF SCHEDULE | | OPP. STRENGTH OF SCHEDULE | | TEAM RPI | ADJ RPI | | CONF. RPI | ADJ CONF. RPI | | |
|-----------------------|---|--------------------|----------------------|-----------|------------------|----------------|-------------------------|----------------|------------------------------|-------------|-------------|------------|-----|------------------|------------------|-------|--|
| Average RPI Loss: 215 | | | | | | | | | | | | | | | | | |
| DIV. I ONLY | | 14-30-0 | .31818 | 266 | 6-9-0 | | 299 | | 296 | | 299 | .38542 | 299 | 31 | 31 | | |
| DIV. I NON-CONF. | | 2-15-0 | .11765 | 296 | 0-3-0 | | 211 | | 121 | | 298 | .38808 | 298 | 31 | 31 | | |
| <hr/> | | | | | | | | | | | | | | | | | |
| TOTALS | | RPI 1-25 | | RPI 26-50 | | W-L RECORDS | | RPI 51-100 | | RPI 101-150 | | RPI 150+ | | | | | |
| 14-30-0 | | 0-1-0 | | 0-3-0 | | OVERALL | | 0-0-0 | | 0-2-0 | | 14-24-0 | | | | | |
| 7-12-0 | | 0-0-0 | | 0-0-0 | | HOME | | 0-0-0 | | 0-0-0 | | 7-12-0 | | | | | |
| 7-17-0 | | 0-1-0 | | 0-3-0 | | AWAY | | 0-0-0 | | 0-2-0 | | 7-11-0 | | | | | |
| 0-1-0 | | 0-0-0 | | 0-0-0 | | NEUTRAL | | 0-0-0 | | 0-0-0 | | 0-1-0 | | | | | |
| 2-15-0 | | 0-1-0 | | 0-3-0 | | NON-CONFERENCE | | 0-0-0 | | 0-2-0 | | 2-9-0 | | | | | |
| 2-5-0 | | 0-0-0 | | 0-0-0 | | HOME | | 0-0-0 | | 0-0-0 | | 2-5-0 | | | | | |
| 0-10-0 | | 0-1-0 | | 0-0- | | AWAY | | 0-0-0 | | 0-2-0 | | 0-4-0 | | | | | |
| 0-0-0 | | 0-0-0 | | 0-0-0 | | NEUTRAL | | 0-0-0 | | 0-0-0 | | 0-0-0 | | | | | |
| 12-15-0 | | 0-0-0 | | 0-0-0 | | CONFERENCE | | 0-0-0 | | 0-0-0 | | 12-15-0 | | | | | |
| 5-7-0 | | 0-0-0 | | 0-0-0 | | HOME | | 0-0-0 | | 0-0-0 | | 5-7-0 | | | | | |
| 7-7-0 | | 0-0-0 | | 0-0-0 | | AWAY | | 0-0-0 | | 0-0-0 | | 7-7-0 | | | | | |
| 0-1-0 | | 0-0-0 | | 0-0-0 | | NEUTRAL | | 0-0-0 | | 0-0-0 | | 0-1-0 | | | | | |
| RPI | S | Opponent | | Score | | RPI | S | Opponent | | Score | | RPI | S | Opponent | | Score | |
| 20 | A | LSU | | 0 6 | | 37 | A | Dallas Baptist | | 1 2 | | 106 | A | Southeastern La. | | 0 13 | |
| | | | | | | 50 | A | Arkansas | | 0 8 | | 133 | A | Northwestern St. | | 3 12 | |
| | | | | | | 50 | A | Arkansas | | 3 4 | | 156 | A | UALR | | 7 10 | |
| | | | | | | | | | | | | 167 | A | La.-Monroe | | 5 6 | |
| | | | | | | | | | | | | 167 | A | La.-Monroe | | 2 3 | |
| | | | | | | | | | | | | 198 | H | Morehead St. | | 7 10 | |
| | | | | | | | | | | | | 198 | H | Morehead St. | | 11 15 | |
| | | | | | | | | | | | | 198 | H | Morehead St. | | 5 2 | |
| | | | | | | | | | | | | 225 | H | Georgetown | | 1 6 | |
| | | | | | | | | | | | | 225 | H | Georgetown | | 8 2 | |
| | | | | | | | | | | | | 225 | H | Georgetown | | 3 5 | |
| | | | | | | | | | | | | 240 | A | Louisiana Tech | | 1 8 | |
| | | | | | | | | | | | | 240 | H | Louisiana Tech | | 3 4 | |
| | | | | | | | | | | | | 269 | A | Ark.-Pine Bluff | | 6 1 | |
| | | | | | | | | | | | | 269 | A | Ark.-Pine Bluff | | 2 5 | |
| | | | | | | | | | | | | 269 | A | Ark.-Pine Bluff | | 2 3 | |
| | | | | | | | | | | | | 269 | H | Ark.-Pine Bluff | | 5 8 | |
| | | | | | | | | | | | | 269 | H | Ark.-Pine Bluff | | 5 7 | |
| | | | | | | | | | | | | 269 | H | Ark.-Pine Bluff | | 5 6 | |
| | | | | | | | | | | | | 276 | A | Texas Southern | | 3 6 | |
| | | | | | | | | | | | | 276 | A | Texas Southern | | 4 5 | |
| | | | | | | | | | | | | 276 | A | Texas Southern | | 3 1 | |
| | | | | | | | | | | | | 276 | H | Texas Southern | | 6 7 | |
| | | | | | | | | | | | | 276 | H | Texas Southern | | 7 5 | |
| | | | | | | | | | | | | 276 | H | Texas Southern | | 0 10 | |
| | | | | | | | | | | | | 288 | A | Jackson St. | | 8 6 | |
| | | | | | | | | | | | | 296 | A | Prairie View | | 14 2 | |
| <hr/> | | | | | | | | | | | | | | | | | |
| LAST 15 GAMES | | | | | | | | | | | | | | | | | |
| | | | | | | 167 | A | La.-Monroe | | 5 6 | | 269 | A | Ark.-Pine Bluff | | 2 5 | |
| | | | | | | 156 | A | UALR | | 7 10 | | 269 | A | Ark.-Pine Bluff | | 2 3 | |
| | | | | | | 301 | A | Southern U. | | 16 7 | | 296 | A | Prairie View | | 14 2 | |
| | | | | | | 301 | A | Southern U. | | 6 3 | | | | | | | |
| | | | | | | 301 | A | Southern U. | | 5 6 | | | | | | | |

Non-Div. I Games:

Grambling

Grambling

| | | | | |
|-----|---|-----------------|---|---|
| 167 | A | La.-Monroe | 2 | 3 |
| 269 | A | Ark.-Pine Bluff | 6 | 1 |

Through Games Of May 11, 2014

| RPI | S | Opponent | Score | |
|-----|---|--------------|-------|----|
| 296 | A | Prairie View | 11 | 6 |
| 296 | A | Prairie View | 3 | 15 |
| 296 | H | Prairie View | 6 | 12 |
| 296 | H | Prairie View | 5 | 6 |
| 296 | H | Prairie View | 12 | 11 |
| 301 | A | Southern U. | 16 | 7 |
| 301 | A | Southern U. | 6 | 3 |
| 301 | A | Southern U. | 5 | 7 |
| 301 | A | Southern U. | 5 | 6 |
| 301 | H | Southern U. | 9 | 5 |
| 301 | H | Southern U. | 9 | 1 |
| 301 | H | Southern U. | 8 | 7 |
| 301 | N | Southern U. | 5 | 7 |

Grambling

G
r
a
m
b
l
i
n
g

G
r
a
m
b
l
i
n
g

| Average RPI Win: 290 | | WON-LOST | WINNING | LAST 15 | STRENGTH OF | | OPP. STRENGTH | TEAM | ADJ | CONF. | ADJ CONF. |
|-----------------------|----------|----------|---------------|----------------|----------------|-------|---------------|-------|-------------|---------------|-----------|
| Average RPI Loss: 161 | | RECORD | PCT. RANK | GAMES | SCHEDULE | | OF SCHEDULE | RPI | RPI | RPI | RPI |
| DIV. I ONLY | | 4-38-0 | .09524 | 301 | 219 | | 263 | 300 | .38132 | 300 | 31 |
| DIV. I NON-CONF. | | 0-21-0 | 0 | 300 | 69 | | 27 | 295 | .40105 | 293 | 31 |
| TOTALS | | RPI 1-25 | RPI 26-50 | | W-L RECORDS | | RPI 51-100 | | RPI 101-150 | | RPI 150+ |
| 4-38-0 | | 0-3-0 | 0-7-0 | | OVERALL | | 0-4-0 | | 0-2-0 | | 4-22-0 |
| 2-6-0 | | 0-0-0 | 0-0-0 | | HOME | | 0-0-0 | | 0-0-0 | | 2-6-0 |
| 2-27-0 | | 0-3-0 | 0-5-0 | | AWAY | | 0-3-0 | | 0-1-0 | | 2-15-0 |
| 0-5-0 | | 0-0-0 | 0-2-0 | | NEUTRAL | | 0-1-0 | | 0-1-0 | | 0-1-0 |
| 0-21-0 | | 0-3-0 | 0-7-0 | | NON-CONFERENCE | | 0-4-0 | | 0-2-0 | | 0-5-0 |
| 0-1-0 | | 0-0-0 | 0-0-0 | | HOME | | 0-0-0 | | 0-0-0 | | 0-1-0 |
| 0-15-0 | | 0-3-0 | 0-0- | | AWAY | | 0-3-0 | | 0-1-0 | | 0-3-0 |
| 0-5-0 | | 0-0-0 | 0-2-0 | | NEUTRAL | | 0-1-0 | | 0-1-0 | | 0-1-0 |
| 4-17-0 | | 0-0-0 | 0-0-0 | | CONFERENCE | | 0-0-0 | | 0-0-0 | | 4-17-0 |
| 2-5-0 | | 0-0-0 | 0-0-0 | | HOME | | 0-0-0 | | 0-0-0 | | 2-5-0 |
| 2-12-0 | | 0-0-0 | 0-0-0 | | AWAY | | 0-0-0 | | 0-0-0 | | 2-12-0 |
| 0-0-0 | | 0-0-0 | 0-0-0 | | NEUTRAL | | 0-0-0 | | 0-0-0 | | 0-0-0 |
| RPI S | Opponent | Score | RPI S | Opponent | Score | RPI S | Opponent | Score | RPI S | Opponent | Score |
| 21 A | Alabama | 0 8 | 37 A | Dallas Baptist | 0 19 | 55 N | Ball St. | 1 12 | 104 N | Iowa | 4 9 |
| 21 A | Alabama | 0 3 | 37 A | Dallas Baptist | 3 19 | 88 A | Middle Tenn. | 3 18 | 110 A | Memphis | 1 17 |
| 21 A | Alabama | 0 7 | 37 A | Dallas Baptist | 2 14 | 88 A | Middle Tenn. | 2 11 | 169 A | Alabama St. | 7 9 |
| | | | 38 N | Kansas | 1 11 | 88 A | Middle Tenn. | 1 8 | 169 A | Alabama St. | 3 6 |
| | | | 50 A | Arkansas | 0 6 | | | | 169 A | Alabama St. | 0 6 |
| | | | 50 A | Arkansas | 1 12 | | | | 169 A | Alabama St. | 0 4 |
| | | | 50 N | Arkansas | 0 3 | | | | 169 H | Alabama St. | 2 7 |
| | | | | | | | | | 169 H | Alabama St. | 1 6 |
| | | | | | | | | | 193 A | Southern Ill. | 1 5 |
| | | | | | | | | | 193 A | Southern Ill. | 2 8 |
| | | | | | | | | | 193 A | Southern Ill. | 1 6 |
| | | | | | | | | | 198 H | Morehead St. | 2 3 |
| | | | | | | | | | 241 N | Northwestern | 4 12 |
| | | | | | | | | | 288 A | Jackson St. | 4 12 |
| | | | | | | | | | 288 A | Jackson St. | 2 3 |
| | | | | | | | | | 288 A | Jackson St. | 3 17 |
| | | | | | | | | | 288 H | Jackson St. | 5 3 |
| | | | | | | | | | 288 H | Jackson St. | 6 5 |
| | | | | | | | | | 288 H | Jackson St. | 3 15 |
| | | | | | | | | | 289 A | Alabama A&M | 0 9 |
| | | | | | | | | | 289 A | Alabama A&M | 5 6 |
| | | | | | | | | | 289 A | Alabama A&M | 8 7 |
| | | | | | | | | | 289 A | Alabama A&M | 2 8 |
| | | | | | | | | | 295 A | Alcorn | 3 5 |
| | | | | | | | | | 295 A | Alcorn | 8 10 |
| | | | | | | | | | 295 A | Alcorn | 8 6 |
| | | | | | | | | | 295 H | Alcorn | 3 6 |
| | | | LAST 15 GAMES | | | | | | | | |
| | | | 193 A | Southern Ill. | 1 5 | 110 A | Memphis | 1 17 | | | |
| | | | 193 A | Southern Ill. | 1 6 | 295 H | Alcorn | 5 9 | | | |
| | | | 193 A | Southern Ill. | 2 8 | 295 H | Alcorn | 3 6 | | | |
| | | | 289 A | Alabama A&M | 5 6 | | | | | | |
| | | | 289 A | Alabama A&M | 8 7 | | | | | | |

Non-Div. I Games:

Mississippi Val.

Mississippi Val.

| | | | | |
|-----|---|-------------|---|---|
| 289 | A | Alabama A&M | 2 | 8 |
| 289 | A | Alabama A&M | 0 | 9 |

Through Games Of May 11, 2014

| RPI | S | Opponent | Score |
|-----|---|----------|-------|
| 295 | H | Alcorn | 5 9 |

Mississippi Val.

M
i
s
s
i
s
s
i
p
p
i
V
a
l
.

M
i
s
s
i
s
s
i
p
p
i
V
a
l
.

| | | | | | | | | | | | |
|-------------------|---------------|-----------|---------------|----------------|-------------|---------------|----------------|--------|----------|------------------|-------|
| Average RPI Win: | 259 | WON-LOST | WINNING | LAST 15 | STRENGTH OF | OPP. STRENGTH | TEAM | ADJ | CONF. | ADJ CONF. | |
| Average RPI Loss: | 234 | RECORD | PCT. RANK | GAMES | SCHEDULE | OF SCHEDULE | RPI | RPI | RPI | RPI | |
| DIV. I ONLY | 10-25-0 | .28571 | 280 | 5-9-0 | 298 | 300 | 301 | .37211 | 301 | 31 | 31 |
| DIV. I NON-CONF. | 2-8-0 | .2 | 283 | 0-2-0 | 36 | 166 | 230 | .46215 | 232 | 31 | 31 |
| <hr/> | | | | | | | | | | | |
| TOTALS | RPI 1-25 | RPI 26-50 | | W-L RECORDS | RPI 51-100 | | RPI 101-150 | | RPI 150+ | | |
| 10-25-0 | 0-2-0 | 0-0-0 | | OVERALL | 0-0-0 | | 2-5-0 | | 8-18-0 | | |
| 4-11-0 | 0-0-0 | 0-0-0 | | HOME | 0-0-0 | | 1-1-0 | | 3-10-0 | | |
| 4-13-0 | 0-2-0 | 0-0-0 | | AWAY | 0-0-0 | | 1-4-0 | | 3-7-0 | | |
| 2-1-0 | 0-0-0 | 0-0-0 | | NEUTRAL | 0-0-0 | | 0-0-0 | | 2-1-0 | | |
| <hr/> | | | | | | | | | | | |
| 2-8-0 | 0-2-0 | 0-0-0 | | NON-CONFERENCE | 0-0-0 | | 2-5-0 | | 0-1-0 | | |
| 1-1-0 | 0-0-0 | 0-0-0 | | HOME | 0-0-0 | | 1-1-0 | | 0-0-0 | | |
| 1-6-0 | 0-2-0 | 0-0- | | AWAY | 0-0-0 | | 1-4-0 | | 0-0-0 | | |
| 0-1-0 | 0-0-0 | 0-0-0 | | NEUTRAL | 0-0-0 | | 0-0-0 | | 0-1-0 | | |
| <hr/> | | | | | | | | | | | |
| 8-17-0 | 0-0-0 | 0-0-0 | | CONFERENCE | 0-0-0 | | 0-0-0 | | 8-17-0 | | |
| 3-10-0 | 0-0-0 | 0-0-0 | | HOME | 0-0-0 | | 0-0-0 | | 3-10-0 | | |
| 3-7-0 | 0-0-0 | 0-0-0 | | AWAY | 0-0-0 | | 0-0-0 | | 3-7-0 | | |
| 2-0-0 | 0-0-0 | 0-0-0 | | NEUTRAL | 0-0-0 | | 0-0-0 | | 2-0-0 | | |
| <hr/> | | | | | | | | | | | |
| RPI S | Opponent | Score | RPI S | Opponent | Score | RPI S | Opponent | Score | RPI S | Opponent | Score |
| 9 A | La.-Lafayette | 3 17 | | | | | | | 133 A | Northwestern St. | 9 13 |
| 20 A | LSU | 0 8 | | | | | | | 133 A | Northwestern St. | 2 6 |
| | | | | | | | | | 133 A | Northwestern St. | 3 4 |
| | | | | | | | | | 140 A | McNeese St. | 12 16 |
| | | | | | | | | | 140 H | McNeese St. | 4 3 |
| | | | | | | | | | 144 A | Nicholls St. | 5 2 |
| | | | | | | | | | 144 H | Nicholls St. | 2 13 |
| | | | | | | | | | 267 N | New Orleans | 1 9 |
| | | | | | | | | | 269 A | Ark.-Pine Bluff | 7 16 |
| | | | | | | | | | 269 A | Ark.-Pine Bluff | 4 3 |
| | | | | | | | | | 269 A | Ark.-Pine Bluff | 16 17 |
| | | | | | | | | | 269 H | Ark.-Pine Bluff | 2 9 |
| | | | | | | | | | 269 H | Ark.-Pine Bluff | 6 8 |
| | | | | | | | | | 269 H | Ark.-Pine Bluff | 2 5 |
| | | | | | | | | | 276 H | Texas Southern | 1 6 |
| | | | | | | | | | 276 H | Texas Southern | 8 5 |
| | | | | | | | | | 276 H | Texas Southern | 1 2 |
| | | | | | | | | | 276 N | Texas Southern | 9 5 |
| | | | | | | | | | 288 A | Jackson St. | 2 6 |
| | | | | | | | | | 296 A | Prairie View | 5 2 |
| | | | 296 A | Prairie View | 9 8 | | | | | | |
| | | | 296 A | Prairie View | 9 16 | | | | | | |
| | | | 296 H | Prairie View | 2 7 | | | | | | |
| | | | 296 H | Prairie View | 3 13 | | | | | | |
| | | | 296 H | Prairie View | 9 10 | | | | | | |
| | | | 299 A | Grambling | 7 8 | | | | | | |
| | | | 299 A | Grambling | 5 9 | | | | | | |
| <hr/> | | | | | | | | | | | |
| | | | LAST 15 GAMES | | | | | | | | |
| | | | 296 A | Prairie View | 9 16 | 144 H | Nicholls St. | 2 13 | 296 H | Prairie View | 2 7 |
| | | | 296 A | Prairie View | 9 8 | 276 H | Texas Southern | 1 6 | 296 H | Prairie View | 3 13 |
| | | | 296 A | Prairie View | 5 2 | 276 H | Texas Southern | 8 5 | 296 H | Prairie View | 9 10 |
| | | | 140 A | McNeese St. | 12 16 | | | | 299 A | Grambling | 7 8 |
| | | | 299 H | Grambling | 7 16 | | | | 299 A | Grambling | 5 9 |

Non-Div. I Games: Loyola (LA)

Southern U.

| | | |
|-----------------|---|---|
| 299 H Grambling | 3 | 6 |
| 299 H Grambling | 6 | 5 |

| RPI | S | Opponent | Score | |
|-----|---|-----------|-------|----|
| 299 | A | Grambling | 1 | 9 |
| 299 | H | Grambling | 6 | 5 |
| 299 | H | Grambling | 3 | 6 |
| 299 | H | Grambling | 7 | 16 |
| 299 | H | Grambling | 7 | 5 |
| 299 | N | Grambling | 7 | 5 |

Southern U.

S
o
u
t
h
e
r
n
U
.

S
o
u
t
h
e
r
n
U
.

| Average RPI Win: 253 | | WON-LOST RECORD | | WINNING PCT. RANK | | LAST 15 GAMES | | STRENGTH OF SCHEDULE | | OPP. STRENGTH OF SCHEDULE | | TEAM RPI | | ADJ RPI | | CONF. RPI | | ADJ CONF. RPI | |
|----------------------|---|-----------------|--|-------------------|--|----------------|---|----------------------|--|---------------------------|--|----------|---|------------|--|-----------|--|---------------|--|
| DIV. I ONLY | | 4-46-0 | | .08 302 | | 2-13-0 | | 220 | | 299 | | 302 | | .37099 302 | | 32 | | 32 | |
| DIV. I NON-CONF. | | 4-41-0 | | .08889 298 | | 2-11-0 | | 208 | | 300 | | 300 | | .38094 300 | | 32 | | 32 | |
| TOTALS | | RPI 1-25 | | RPI 26-50 | | W-L RECORDS | | RPI 51-100 | | RPI 101-150 | | RPI 150+ | | | | | | | |
| 4-46-0 | | 0-0-0 | | 0-0-0 | | OVERALL | | 0-3-0 | | 0-12-0 | | 4-31-0 | | | | | | | |
| 1-12-0 | | 0-0-0 | | 0-0-0 | | HOME | | 0-0-0 | | 0-4-0 | | 1-8-0 | | | | | | | |
| 3-33-0 | | 0-0-0 | | 0-0-0 | | AWAY | | 0-3-0 | | 0-8-0 | | 3-21-0 | | | | | | | |
| 0-1-0 | | 0-0-0 | | 0-0-0 | | NEUTRAL | | 0-0-0 | | 0-0-0 | | 0-1-0 | | | | | | | |
| 4-41-0 | | 0-0-0 | | 0-0-0 | | NON-CONFERENCE | | 0-3-0 | | 0-12-0 | | 4-26-0 | | | | | | | |
| 1-9-0 | | 0-0-0 | | 0-0-0 | | HOME | | 0-0-0 | | 0-4-0 | | 1-5-0 | | | | | | | |
| 3-31-0 | | 0-0-0 | | 0-0- | | AWAY | | 0-3-0 | | 0-8-0 | | 3-20-0 | | | | | | | |
| 0-1-0 | | 0-0-0 | | 0-0-0 | | NEUTRAL | | 0-0-0 | | 0-0-0 | | 0-1-0 | | | | | | | |
| 0-5-0 | | 0-0-0 | | 0-0-0 | | CONFERENCE | | 0-0-0 | | 0-0-0 | | 0-5-0 | | | | | | | |
| 0-3-0 | | 0-0-0 | | 0-0-0 | | HOME | | 0-0-0 | | 0-0-0 | | 0-3-0 | | | | | | | |
| 0-2-0 | | 0-0-0 | | 0-0-0 | | AWAY | | 0-0-0 | | 0-0-0 | | 0-2-0 | | | | | | | |
| 0-0-0 | | 0-0-0 | | 0-0-0 | | NEUTRAL | | 0-0-0 | | 0-0-0 | | 0-0-0 | | | | | | | |
| RPI | S | Opponent | | Score | | RPI | S | Opponent | | Score | | RPI | S | Opponent | | Score | | | |
| | | | | | | | | | | | | | | | | | | | |
| | | | | | | | | | | | | | | | | | | | |
| | | | | | | | | | | | | | | | | | | | |
| | | | | | | | | | | | | | | | | | | | |
| | | | | | | | | | | | | | | | | | | | |
| | | | | | | | | | | | | | | | | | | | |
| | | | | | | | | | | | | | | | | | | | |
| | | | | | | | | | | | | | | | | | | | |
| | | | | | | | | | | | | | | | | | | | |
| | | | | | | | | | | | | | | | | | | | |
| | | | | | | | | | | | | | | | | | | | |
| | | | | | | | | | | | | | | | | | | | |
| | | | | | | | | | | | | | | | | | | | |
| | | | | | | | | | | | | | | | | | | | |
| | | | | | | | | | | | | | | | | | | | |
| | | | | | | | | | | | | | | | | | | | |
| | | | | | | | | | | | | | | | | | | | |
| | | | | | | | | | | | | | | | | | | | |
| | | | | | | | | | | | | | | | | | | | |
| | | | | | | | | | | | | | | | | | | | |
| | | | | | | | | | | | | | | | | | | | |
| | | | | | | | | | | | | | | | | | | | |
| | | | | | | | | | | | | | | | | | | | |
| | | | | | | | | | | | | | | | | | | | |
| | | | | | | | | | | | | | | | | | | | |
| | | | | | | | | | | | | | | | | | | | |
| | | | | | | | | | | | | | | | | | | | |
| | | | | | | | | | | | | | | | | | | | |
| | | | | | | | | | | | | | | | | | | | |
| | | | | | | | | | | | | | | | | | | | |
| | | | | | | | | | | | | | | | | | | | |
| | | | | | | | | | | | | | | | | | | | |
| | | | | | | | | | | | | | | | | | | | |
| | | | | | | | | | | | | | | | | | | | |
| | | | | | | | | | | | | | | | | | | | |
| | | | | | | | | | | | | | | | | | | | |
| | | | | | | | | | | | | | | | | | | | |
| | | | | | | | | | | | | | | | | | | | |
| | | | | | | | | | | | | | | | | | | | |
| | | | | | | | | | | | | | | | | | | | |
| | | | | | | | | | | | | | | | | | | | |
| | | | | | | | | | | | | | | | | | | | |
| | | | | | | | | | | | | | | | | | | | |
| | | | | | | | | | | | | | | | | | | | |
| | | | | | | | | | | | | | | | | | | | |
| | | | | | | | | | | | | | | | | | | | |
| | | | | | | | | | | | | | | | | | | | |
| | | | | | | | | | | | | | | | | | | | |
| | | | | | | | | | | | | | | | | | | | |
| | | | | | | | | | | | | | | | | | | | |
| | | | | | | | | | | | | | | | | | | | |
| | | | | | | | | | | | | | | | | | | | |

Non-Div. I Games:

NYIT

| | | | | |
|-----|---|--------|---|---|
| 286 | A | Iona | 7 | 8 |
| 176 | A | Hawaii | 2 | 4 |

| RPI | S | Opponent | Score | |
|-----|---|--------------|-------|----|
| 229 | H | Hofstra | 1 | 13 |
| 230 | A | Maine | 4 | 11 |
| 230 | A | Maine | 3 | 2 |
| 230 | A | Maine | 0 | 1 |
| 230 | A | Maine | 0 | 1 |
| 233 | H | Siena | 0 | 6 |
| 233 | H | Siena | 2 | 9 |
| 245 | A | Delaware St. | 7 | 10 |
| 245 | A | Delaware St. | 7 | 8 |
| 250 | A | Fordham | 8 | 11 |
| 250 | A | Fordham | 6 | 7 |
| 275 | A | Manhattan | 13 | 0 |
| 275 | N | Manhattan | 0 | 2 |
| 286 | A | Iona | 7 | 8 |
| 286 | H | Iona | 6 | 5 |
| 291 | A | NJIT | 3 | 5 |
| 291 | A | NJIT | 2 | 5 |
| 291 | H | NJIT | 5 | 9 |
| 291 | H | NJIT | 0 | 3 |
| 291 | H | NJIT | 2 | 6 |

N
Y
I
T

N
Y
I
T