

Average RPI Win: 59		WON-LOST	WINNING	LAST 10	STRENGTH OF		OPP. STRENGTH	TEAM	ADJ	CONF.	ADJ CONF.
Average RPI Loss: 2		RECORD	PCT. RANK	GAMES	SCHEDULE		OF SCHEDULE	RPI	RPI	RPI	RPI
DIV. I ONLY		19-1	.95	7	6		4	1	.74686	1	3
DIV. I NON-CONF.		10-0	1	1	3		3	1	.78098	1	3
TOTALS		RPI 1-25	RPI 26-50		W-L RECORDS		RPI 51-100		RPI 101-150		RPI 150+
19-1		8-1	3-0		OVERALL		3-0		4-0		1-0
10-0		3-0	2-0		HOME		3-0		1-0		1-0
6-1		3-1	1-0		AWAY		0-0		2-0		0-0
3-0		2-0	0-0		NEUTRAL		0-0		1-0		0-0
10-0		6-0	1-0		NON-CONFERENCE		2-0		1-0		0-0
5-0		2-0	1-0		HOME		2-0		0-0		0-0
2-0		2-0	0-0		AWAY		0-0		0-0		0-0
3-0		2-0	0-0		NEUTRAL		0-0		1-0		0-0
9-1		2-1	2-0		CONFERENCE		1-0		3-0		1-0
5-0		1-0	1-0		HOME		1-0		1-0		1-0
4-1		1-1	1-0		AWAY		0-0		2-0		0-0
0-0		0-0	0-0		NEUTRAL		0-0		0-0		0-0
RPI S	Opponent	Score		RPI S	Opponent	Score		RPI S	Opponent	Score	
2 A	Texas	0	3	36 A	Iowa St.	3	0	57 H	Tennessee	3	0
3 A	Wisconsin	3	1	36 H	Iowa St.	3	0	65 H	Texas Tech	3	0
11 H	Hawaii	3	0	43 H	Texas St.	3	0	94 H	Houston	3	1
12 A	Marquette	3	0								
14 N	UCLA	3	0								
19 N	Creighton	3	0								
23 H	Missouri	3	0								
25 A	Oklahoma	3	2								
25 H	Oklahoma	3	0								
				LAST 10 GAMES							
				36 H	Iowa St.	3	0	106 A	TCU	3	0
				25 A	Oklahoma	3	2	36 A	Iowa St.	3	0
				126 H	West Virginia	3	1	189 H	Kansas St.	3	0
				2 A	Texas	0	3	25 H	Oklahoma	3	0
				65 H	Texas Tech	3	0	136 A	Kansas	3	0

Non-Div. I Games:

Baylor

T
e
x
a
s

Texas				Through Games Of Through Nov. 3													
Average RPI Win:		69	WON-LOST	WINNING	LAST 10	STRENGTH OF		OPP. STRENGTH	TEAM	ADJ	CONF.	ADJ CONF.					
Average RPI Loss:		11	RECORD	PCT. RANK	GAMES	SCHEDULE		OF SCHEDULE	RPI	RPI	RPI	RPI					
DIV. I ONLY			16- 2	.88889	9	10-0		7	9	2	.72109	2	3	3			
DIV. I NON-CONF.			6- 2	.75	50	0		2	1	3	.7284	3	3	3			
TOTALS		RPI 1-25		RPI 26-50		W-L RECORDS		RPI 51-100		RPI 101-150		RPI 150+					
16- 2		6- 2		2- 0		OVERALL		2- 0		5- 0		1- 0					
9- 0		5- 0		2- 0		HOME		1- 0		1- 0		0- 0					
6- 2		0- 2		0- 0		AWAY		1- 0		4- 0		1- 0					
1- 0		1- 0		0- 0		NEUTRAL		0- 0		0- 0		0- 0					
6- 2		4- 2		1- 0		NON-CONFERENCE		0- 0		1- 0		0- 0					
4- 0		3- 0		1- 0		HOME		0- 0		0- 0		0- 0					
1- 2		0- 2		0- 0		AWAY		0- 0		1- 0		0- 0					
1- 0		1- 0		0- 0		NEUTRAL		0- 0		0- 0		0- 0					
10- 0		2- 0		1- 0		CONFERENCE		2- 0		4- 0		1- 0					
5- 0		2- 0		1- 0		HOME		1- 0		1- 0		0- 0					
5- 0		0- 0		0- 0		AWAY		1- 0		3- 0		1- 0					
0- 0		0- 0		0- 0		NEUTRAL		0- 0		0- 0		0- 0					
RPI	S	Opponent		Score		RPI	S	Opponent		Score		RPI	S	Opponent		Score	
1	H	Baylor		3 0		36	H	Iowa St.		3 1		65	A	Texas Tech		3 0	
5	A	Stanford		2 3		47	H	UNI		3 1		65	H	Texas Tech		3 0	
8	H	Minnesota		3 0										106 A TCU		3 0	
9	H	Texas A&M		3 0										126 A West Virginia		3 0	
16	N	BYU		3 1										126 H West Virginia		3 0	
17	A	Rice		2 3										127 A Wichita St.		3 0	
20	H	Southern California		3 1										136 A Kansas		3 0	
25	H	Oklahoma		3 0										189 A Kansas St.		3 0	
						LAST 10 GAMES											
						126 H West Virginia						25 H Oklahoma					
						65 A Texas Tech						189 A Kansas St.					
						136 A Kansas						106 A TCU					
						1 H Baylor						65 H Texas Tech					
						126 A West Virginia						36 H Iowa St.					

T
e
x
a
s

Non-Div. I Games:

Texas

Average RPI Win:	59	WON-LOST RECORD	16- 4	WINNING PCT. RANK	.8 30	LAST 10 GAMES	10-0	STRENGTH OF SCHEDULE	3	OPP. STRENGTH OF SCHEDULE	5	TEAM RPI	3	ADJ RPI	.7051	CONF. RPI	2	ADJ CONF. RPI	2				
Average RPI Loss:	7		4- 4		.5 163		0		4		2		28		.64071		2		2				
DIV. I ONLY																							
DIV. I NON-CONF.																							
TOTALS		RPI 1-25		RPI 26-50		W-L RECORDS		RPI 51-100		RPI 101-150		RPI 150+											
16- 4		4- 4		4- 0		OVERALL		6- 0		2- 0		0- 0											
7- 3		3- 3		1- 0		HOME		2- 0		1- 0		0- 0											
7- 1		1- 1		1- 0		AWAY		4- 0		1- 0		0- 0											
2- 0		0- 0		2- 0		NEUTRAL		0- 0		0- 0		0- 0											
4- 4		0- 4		2- 0		NON-CONFERENCE		1- 0		1- 0		0- 0											
0- 3		0- 3		0- 0		HOME		0- 0		0- 0		0- 0											
2- 1		0- 1		0- 0		AWAY		1- 0		1- 0		0- 0											
2- 0		0- 0		2- 0		NEUTRAL		0- 0		0- 0		0- 0											
12- 0		4- 0		2- 0		CONFERENCE		5- 0		1- 0		0- 0											
7- 0		3- 0		1- 0		HOME		2- 0		1- 0		0- 0											
5- 0		1- 0		1- 0		AWAY		3- 0		0- 0		0- 0											
0- 0		0- 0		0- 0		NEUTRAL		0- 0		0- 0		0- 0											
RPI	S	Opponent		Score		RPI	S	Opponent		Score		RPI	S	Opponent		Score		RPI	S	Opponent		Score	
1	H	Baylor		1	3	32	N	Florida St.		3	0	63	A	North Carolina		3	0	111	H	Maryland		3	0
6	A	Nebraska		3	0	39	A	Michigan		3	1	76	A	Michigan St.		3	0	131	A	Clemson		3	0
7	A	Washington		0	3	40	H	Illinois		3	2	88	A	Northwestern		3	0						
7	H	Washington		1	3	44	N	South Carolina		3	0	88	H	Northwestern		3	0						
8	H	Minnesota		3	0							91	A	Indiana		3	0						
12	H	Marquette		2	3							91	H	Indiana		3	1						
15	H	Penn St.		3	1																		
21	H	Purdue		3	0																		
						LAST 10 GAMES																	
						91 A Indiana						40 H Illinois						3 2					
						111 H Maryland						8 H Minnesota						3 0					
						39 A Michigan						88 A Northwestern						3 0					
						76 A Michigan St.						6 A Nebraska						3 0					
						88 H Northwestern						15 H Penn St.						3 1					

Non-Div. I Games:

Wisconsin

Average RPI Win:	90	WON-LOST	WINNING	LAST 10	STRENGTH OF	OPP. STRENGTH	TEAM	ADJ	CONF.	ADJ CONF.		
Average RPI Loss:	15	RECORD	PCT. RANK	GAMES	SCHEDULE	OF SCHEDULE	RPI	RPI	RPI	RPI		
DIV. I ONLY		23- 1	.95833	3	10-0	46	25	4	.69557	4	5	5
DIV. I NON-CONF.		11- 1	.91667	7	0	32	7	8	.70806	6	5	5
<hr/>												
TOTALS	RPI 1-25	RPI 26-50		W-L RECORDS		RPI 51-100		RPI 101-150		RPI 150+		
23- 1	3- 1	7- 0		OVERALL		3- 0		6- 0		4- 0		
11- 1	0- 1	3- 0		HOME		2- 0		3- 0		3- 0		
9- 0	2- 0	2- 0		AWAY		1- 0		3- 0		1- 0		
3- 0	1- 0	2- 0		NEUTRAL		0- 0		0- 0		0- 0		
<hr/>												
11- 1	2- 1	5- 0		NON-CONFERENCE		2- 0		1- 0		1- 0		
6- 1	0- 1	3- 0		HOME		1- 0		1- 0		1- 0		
2- 0	1- 0	0- 0		AWAY		1- 0		0- 0		0- 0		
3- 0	1- 0	2- 0		NEUTRAL		0- 0		0- 0		0- 0		
<hr/>												
12- 0	1- 0	2- 0		CONFERENCE		1- 0		5- 0		3- 0		
5- 0	0- 0	0- 0		HOME		1- 0		2- 0		2- 0		
7- 0	1- 0	2- 0		AWAY		0- 0		3- 0		1- 0		
0- 0	0- 0	0- 0		NEUTRAL		0- 0		0- 0		0- 0		
<hr/>												
RPI S	Opponent	Score	RPI S	Opponent	Score	RPI S	Opponent	Score	RPI S	Opponent	Score	
15 A	Penn St.	3 0	31 H	Cincinnati	3 0	56 A	Pepperdine	3 2	102 A	Boston College	3 0	
15 H	Penn St.	2 3	32 A	Florida St.	3 1	63 H	North Carolina	3 0	110 A	Syracuse	3 0	
22 N	Utah	3 1	34 A	Notre Dame	3 0	66 H	Oregon	3 1	120 H	Duke	3 0	
24 A	Louisville	3 0	41 N	Cal Poly	3 1				134 A	Miami (FL)	3 0	
			44 H	South Carolina	3 0				139 H	Cleveland St.	3 0	
			46 H	Green Bay	3 0				150 H	NC State	3 0	
			50 N	Ohio St.	3 0				176 A	Virginia	3 0	
									202 H	Wake Forest	3 0	
									205 H	Virginia Tech	3 0	
									216 H	Duquesne	3 0	
<hr/>												
LAST 10 GAMES												
120 H Duke						63 H North Carolina						
202 H Wake Forest						102 A Boston College						
24 A Louisville						110 A Syracuse						
34 A Notre Dame						32 A Florida St.						
150 H NC State						134 A Miami (FL)						

Average RPI Win:		62	WON-LOST RECORD		WINNING PCT. RANK		LAST 10 GAMES		STRENGTH OF SCHEDULE		OPP. STRENGTH OF SCHEDULE		TEAM RPI		ADJ RPI		CONF. RPI		ADJ CONF. RPI		
DIV. I ONLY			16- 4		.8 30		9-1		11		2		6		.69304 5		1		1		
DIV. I NON-CONF.			6- 2		.75 50		0		1		6		4		.7253 4		1		1		
TOTALS		RPI 1-25		RPI 26-50		W-L RECORDS		RPI 51-100		RPI 101-150		RPI 150+									
16- 4		6- 4		2- 0		OVERALL		4- 0		3- 0		1- 0									
8- 2		2- 2		1- 0		HOME		3- 0		2- 0		0- 0									
8- 1		4- 1		1- 0		AWAY		1- 0		1- 0		1- 0									
0- 1		0- 1		0- 0		NEUTRAL		0- 0		0- 0		0- 0									
6- 2		4- 2		0- 0		NON-CONFERENCE		0- 0		1- 0		1- 0									
2- 1		1- 1		0- 0		HOME		0- 0		1- 0		0- 0									
4- 0		3- 0		0- 0		AWAY		0- 0		0- 0		1- 0									
0- 1		0- 1		0- 0		NEUTRAL		0- 0		0- 0		0- 0									
10- 2		2- 2		2- 0		CONFERENCE		4- 0		2- 0		0- 0									
6- 1		1- 1		1- 0		HOME		3- 0		1- 0		0- 0									
4- 1		1- 1		1- 0		AWAY		1- 0		1- 0		0- 0									
0- 0		0- 0		0- 0		NEUTRAL		0- 0		0- 0		0- 0									
RPI S	Opponent		Score		RPI S	Opponent		Score		RPI S	Opponent		Score		RPI S	Opponent		Score			
2 H	Texas		3	2	30 A	California		3	1	60 H	Colorado		3	0	101 A	Oregon St.		3	0		
6 A	Nebraska		3	1	49 H	Arizona St.		3	0	66 A	Oregon		3	1	101 H	Oregon St.		3	0		
7 H	Washington		1	3						66 H	Oregon		3	0	120 H	Duke		3	0		
8 N	Minnesota		1	3						79 H	Arizona		3	0	252 A	Col. of Charleston		3	0		
10 A	Florida		3	0																	
14 A	UCLA		0	3																	
15 A	Penn St.		3	1																	
16 H	BYU		1	3																	
20 A	Southern California		3	2																	
22 H	Utah		3	2																	
LAST 10 GAMES																					
66 H Oregon					3	0	60 H Colorado					3	0	49 H Arizona St.					3	0	
101 H Oregon St.					3	0	20 A Southern California					3	2	79 H Arizona					3	0	
14 A UCLA					0	3	101 A Oregon St.					3	0	66 A Oregon					3	1	
22 H Utah					3	2															

Non-Div. I Games:

Stanford

Average RPI Win:	70	WON-LOST	WINNING	LAST 10	STRENGTH OF	OPP. STRENGTH	TEAM	ADJ	CONF.	ADJ CONF.					
Average RPI Loss:	10	RECORD	PCT. RANK	GAMES	SCHEDULE	OF SCHEDULE	RPI	RPI	RPI	RPI					
DIV. I ONLY		18- 3	.85714	19	8-2	18	10	5	.69048	6	2	2			
DIV. I NON-CONF.		8- 1	.88889	21	0	19	14	6	.70371	8	2	2			
TOTALS	RPI 1-25	RPI 26-50		W-L RECORDS		RPI 51-100		RPI 101-150		RPI 150+					
18- 3	4- 3	3- 0		OVERALL		7- 0		4- 0		0- 0					
11- 2	4- 2	1- 0		HOME		4- 0		2- 0		0- 0					
6- 1	0- 1	2- 0		AWAY		2- 0		2- 0		0- 0					
1- 0	0- 0	0- 0		NEUTRAL		1- 0		0- 0		0- 0					
8- 1	2- 1	1- 0		NON-CONFERENCE		4- 0		1- 0		0- 0					
6- 1	2- 1	0- 0		HOME		3- 0		1- 0		0- 0					
1- 0	0- 0	1- 0		AWAY		0- 0		0- 0		0- 0					
1- 0	0- 0	0- 0		NEUTRAL		1- 0		0- 0		0- 0					
10- 2	2- 2	2- 0		CONFERENCE		3- 0		3- 0		0- 0					
5- 1	2- 1	1- 0		HOME		1- 0		1- 0		0- 0					
5- 1	0- 1	1- 0		AWAY		2- 0		2- 0		0- 0					
0- 0	0- 0	0- 0		NEUTRAL		0- 0		0- 0		0- 0					
RPI S	Opponent	Score		RPI S	Opponent	Score		RPI S	Opponent	Score		RPI S	Opponent	Score	
3	H Wisconsin	0	3	33	A San Diego	3	2	76	H Michigan St.	3	1	109	A Rutgers	3	0
5	H Stanford	1	3	39	H Michigan	3	0	79	N Arizona	3	1	109	H Rutgers	3	0
14	H UCLA	3	0	40	A Illinois	3	2	88	A Northwestern	3	0	111	A Maryland	3	0
15	H Penn St.	3	2					91	A Indiana	3	1	127	H Wichita St.	3	0
19	H Creighton	3	1					93	H Denver	3	0				
21	A Purdue	2	3					97	H LMU (CA)	3	1				
21	H Purdue	3	1					98	H High Point	3	0				
LAST 10 GAMES															
	15	H	Penn St.	3	2		21	H	Purdue	3	1				
	109	H	Rutgers	3	0		39	H	Michigan	3	0				
	21	A	Purdue	2	3		76	H	Michigan St.	3	1				
	91	A	Indiana	3	1		3	H	Wisconsin	0	3				
	111	A	Maryland	3	0		109	A	Rutgers	3	0				

Non-Div. I Games:

Nebraska

Average RPI Win:	62	WON-LOST RECORD		WINNING PCT. RANK		LAST 10 GAMES		STRENGTH OF SCHEDULE		OPP. STRENGTH OF SCHEDULE		TEAM RPI		ADJ RPI		CONF. RPI		ADJ CONF. RPI									
DIV. I ONLY		17- 5		.77273	39	7-3		12		1		10		.68652	7	1		1									
DIV. I NON-CONF.		9- 1		.9	19	0		10		9		2		.72881	2	1		1									
TOTALS		RPI 1-25		RPI 26-50		W-L RECORDS		RPI 51-100		RPI 101-150		RPI 150+															
17- 5		6- 4		3- 1		OVERALL		5- 0		1- 0		2- 0															
6- 1		2- 1		1- 0		HOME		2- 0		1- 0		0- 0															
6- 4		4- 3		0- 1		AWAY		2- 0		0- 0		0- 0															
5- 0		0- 0		2- 0		NEUTRAL		1- 0		0- 0		2- 0															
9- 1		3- 1		2- 0		NON-CONFERENCE		2- 0		0- 0		2- 0															
1- 0		1- 0		0- 0		HOME		0- 0		0- 0		0- 0															
3- 1		2- 1		0- 0		AWAY		1- 0		0- 0		0- 0															
5- 0		0- 0		2- 0		NEUTRAL		1- 0		0- 0		2- 0															
8- 4		3- 3		1- 1		CONFERENCE		3- 0		1- 0		0- 0															
5- 1		1- 1		1- 0		HOME		2- 0		1- 0		0- 0															
3- 3		2- 2		0- 1		AWAY		1- 0		0- 0		0- 0															
0- 0		0- 0		0- 0		NEUTRAL		0- 0		0- 0		0- 0															
RPI	S	Opponent		Score		RPI	S	Opponent		Score		RPI	S	Opponent		Score											
3	A	Wisconsin		3	1	33	N	San Diego		3	1	60	A	Colorado		3	1	101	H	Oregon St.	3	0					
3	H	Wisconsin		3	0	37	A	Washington St.		1	3	66	H	Oregon		3	2	157	N	Omaha	3	1					
5	A	Stanford		3	1	40	N	Illinois		3	2	78	N	St. John's (NY)		3	0	248	N	Drake	3	0					
11	A	Hawaii		1	3	49	H	Arizona St.		3	1	79	H	Arizona		3	1										
14	A	UCLA		3	1							84	A	Iowa		3	1										
14	H	UCLA		3	0																						
19	A	Creighton		3	1																						
20	A	Southern California		1	3																						
20	H	Southern California		2	3																						
22	A	Utah		1	3																						
						LAST 10 GAMES																					
						14 H UCLA						3	0	49 H Arizona St.						3	1						
						20 H Southern California						2	3	66 H Oregon						3	2						
						60 A Colorado						3	1	101 H Oregon St.						3	0						
						22 A Utah						1	3	14 A UCLA						3	1						
						79 H Arizona						3	1	20 A Southern California						1	3						

Non-Div. I Games:

Washington

Average RPI Win:	71	WON-LOST RECORD	WINNING PCT. RANK	LAST 10 GAMES	STRENGTH OF SCHEDULE	OPP. STRENGTH OF SCHEDULE	TEAM RPI	ADJ RPI	CONF. RPI	ADJ CONF. RPI					
DIV. I ONLY		17- 3	.85	21	9-1	38	3	9	.68368	8	2	2			
DIV. I NON-CONF.		6- 2	.75	50	0	41	4	20	.6532	20	2	2			
<hr/>															
TOTALS	RPI 1-25	RPI 26-50		W-L RECORDS		RPI 51-100		RPI 101-150		RPI 150+					
17- 3	4- 2	4- 1		OVERALL		6- 0		2- 0		1- 0					
9- 0	2- 0	2- 0		HOME		2- 0		2- 0		1- 0					
6- 2	1- 2	2- 0		AWAY		3- 0		0- 0		0- 0					
2- 1	1- 0	0- 1		NEUTRAL		1- 0		0- 0		0- 0					
<hr/>															
6- 2	2- 1	0- 1		NON-CONFERENCE		2- 0		1- 0		1- 0					
3- 0	1- 0	0- 0		HOME		0- 0		1- 0		1- 0					
1- 1	0- 1	0- 0		AWAY		1- 0		0- 0		0- 0					
2- 1	1- 0	0- 1		NEUTRAL		1- 0		0- 0		0- 0					
<hr/>															
11- 1	2- 1	4- 0		CONFERENCE		4- 0		1- 0		0- 0					
6- 0	1- 0	2- 0		HOME		2- 0		1- 0		0- 0					
5- 1	1- 1	2- 0		AWAY		2- 0		0- 0		0- 0					
0- 0	0- 0	0- 0		NEUTRAL		0- 0		0- 0		0- 0					
<hr/>															
RPI S	Opponent	Score		RPI S	Opponent	Score		RPI S	Opponent	Score		RPI S	Opponent	Score	
2 A	Texas	0	3	32 N	Florida St.	0	3	63 A	North Carolina	3	0	109 H	Rutgers	3	1
3 A	Wisconsin	0	3	39 A	Michigan	3	2	66 N	Oregon	3	0	131 H	Clemson	3	0
5 N	Stanford	3	1	40 A	Illinois	3	1	76 A	Michigan St.	3	1	275 H	Oral Roberts	3	0
10 H	Florida	3	0	40 H	Illinois	3	1	84 A	Iowa	3	1				
21 A	Purdue	3	1	50 H	Ohio St.	3	2	88 H	Northwestern	3	0				
21 H	Purdue	3	0					91 H	Indiana	3	0				
<hr/>															
				LAST 10 GAMES											
				21 A Purdue				3	1	88 H Northwestern				3	0
				50 H Ohio St.				3	2	3 A Wisconsin				0	3
				76 A Michigan St.				3	1	40 A Illinois				3	1
				39 A Michigan				3	2	109 H Rutgers				3	1
				40 H Illinois				3	1	84 A Iowa				3	1

Non-Div. I Games:

Minnesota

Average RPI Win:	85	WON-LOST RECORD	WINNING PCT. RANK	LAST 10 GAMES	STRENGTH OF SCHEDULE	OPP. STRENGTH OF SCHEDULE	TEAM RPI	ADJ RPI	CONF. RPI	ADJ CONF. RPI				
DIV. I ONLY		16- 5	.7619	42	7-3	4	30	7	.68253	9	4	4		
DIV. I NON-CONF.		8- 2	.8	38	0	8	42	9	.69072	9	4	4		
<hr/>														
TOTALS	RPI 1-25	RPI 26-50		W-L RECORDS		RPI 51-100		RPI 101-150		RPI 150+				
16- 5	3- 4	3- 0		OVERALL		4- 1		3- 0		3- 0				
8- 1	2- 1	3- 0		HOME		1- 0		2- 0		0- 0				
5- 4	1- 3	0- 0		AWAY		2- 1		0- 0		2- 0				
3- 0	0- 0	0- 0		NEUTRAL		1- 0		1- 0		1- 0				
8- 2	1- 2	1- 0		NON-CONFERENCE		2- 0		3- 0		1- 0				
4- 0	1- 0	1- 0		HOME		0- 0		2- 0		0- 0				
1- 2	0- 2	0- 0		AWAY		1- 0		0- 0		0- 0				
3- 0	0- 0	0- 0		NEUTRAL		1- 0		1- 0		1- 0				
8- 3	2- 2	2- 0		CONFERENCE		2- 1		0- 0		2- 0				
4- 1	1- 1	2- 0		HOME		1- 0		0- 0		0- 0				
4- 2	1- 1	0- 0		AWAY		1- 1		0- 0		2- 0				
0- 0	0- 0	0- 0		NEUTRAL		0- 0		0- 0		0- 0				
RPI	S	Opponent	Score		RPI	S	Opponent	Score		RPI	S	Opponent	Score	
2	A	Texas	0	3	29	H	Georgia	3	0	51	N	Dayton	3	2
10	H	Florida	2	3	43	H	Texas St.	3	1	53	A	Ole Miss	3	2
13	A	Kentucky	3	1	44	H	South Carolina	3	0	56	A	Pepperdine	3	1
23	A	Missouri	2	3						57	A	Tennessee	2	3
23	H	Missouri	3	1						77	H	Alabama	3	1
24	A	Louisville	2	3										
25	H	Oklahoma	3	2										
					LAST 10 GAMES									
					23 H Missouri					10 H Florida				
					13 A Kentucky					44 H South Carolina				
					29 H Georgia					23 A Missouri				
					53 A Ole Miss					174 A Arkansas				
					181 A Mississippi St.					57 A Tennessee				

Non-Div. I Games:

Texas A&M

Average RPI Win:		96	WON-LOST RECORD		WINNING PCT. RANK		LAST 10 GAMES		STRENGTH OF SCHEDULE		OPP. STRENGTH OF SCHEDULE		TEAM RPI	ADJ RPI		CONF. RPI	ADJ CONF. RPI	
Average RPI Loss:		9																
DIV. I ONLY			18- 3		.85714		19		26		23		8	.67908		10	4	4
DIV. I NON-CONF.			9- 2		.81818		33		34		38		17	.66273		17	4	4
TOTALS		RPI 1-25		RPI 26-50		W-L RECORDS		RPI 51-100		RPI 101-150		RPI 150+						
18- 3		3- 3		3- 0		OVERALL		5- 0		1- 0		6- 0						
12- 1		0- 1		3- 0		HOME		3- 0		1- 0		5- 0						
5- 2		3- 2		0- 0		AWAY		1- 0		0- 0		1- 0						
1- 0		0- 0		0- 0		NEUTRAL		1- 0		0- 0		0- 0						
9- 2		1- 2		1- 0		NON-CONFERENCE		2- 0		1- 0		4- 0						
7- 1		0- 1		1- 0		HOME		1- 0		1- 0		4- 0						
1- 1		1- 1		0- 0		AWAY		0- 0		0- 0		0- 0						
1- 0		0- 0		0- 0		NEUTRAL		1- 0		0- 0		0- 0						
9- 1		2- 1		2- 0		CONFERENCE		3- 0		0- 0		2- 0						
5- 0		0- 0		2- 0		HOME		2- 0		0- 0		1- 0						
4- 1		2- 1		0- 0		AWAY		1- 0		0- 0		1- 0						
0- 0		0- 0		0- 0		NEUTRAL		0- 0		0- 0		0- 0						
RPI	S	Opponent		Score		RPI	S	Opponent		Score		RPI	S	Opponent		Score		
5	H	Stanford		0	3	29	H	Georgia		3	1	51	N	Dayton		3	2	
8	A	Minnesota		0	3	32	H	Florida St.		3	0	57	H	Tennessee		3	1	
9	A	Texas A&M		3	2	44	H	South Carolina		3	0	62	H	James Madison		3	0	
13	A	Kentucky		2	3							77	H	Alabama		3	0	
23	A	Missouri		3	2							81	A	LSU		3	0	
24	A	Louisville		3	0									Liberty		3	0	
														Northern Ariz.		3	0	
														Long Beach St.		3	2	
														Arkansas		3	0	
														Louisiana		3	0	
														Auburn		3	0	
														South Fla.		3	1	
						LAST 10 GAMES												
						23	A	Missouri		3	2	9	A	Texas A&M		3	2	
						57	H	Tennessee		3	1	174	A	Arkansas		3	0	
						77	H	Alabama		3	0	13	A	Kentucky		2	3	
						81	A	LSU		3	0	29	H	Georgia		3	1	
						44	H	South Carolina		3	0	209	H	Auburn		3	0	

Non-Div. I Games:

Florida

Average RPI Win:		112	WON-LOST RECORD		WINNING PCT. RANK		LAST 10 GAMES		STRENGTH OF SCHEDULE		OPP. STRENGTH OF SCHEDULE		TEAM RPI		ADJ RPI		CONF. RPI		ADJ CONF. RPI	
Average RPI Loss:		91																		
DIV. I ONLY			20- 3		.86957 15		8-2		34		48		11		.67064 11		9		9	
DIV. I NON-CONF.			10- 1		.90909 15		0		15		16		5		.71662 5		9		9	
TOTALS		RPI 1-25		RPI 26-50		W-L RECORDS		RPI 51-100		RPI 101-150		RPI 150+								
20- 3		3- 1		4- 1		OVERALL		2- 0		3- 0		8- 1								
13- 1		2- 0		3- 0		HOME		1- 0		3- 0		4- 1								
5- 2		0- 1		1- 1		AWAY		0- 0		0- 0		4- 0								
2- 0		1- 0		0- 0		NEUTRAL		1- 0		0- 0		0- 0								
10- 1		3- 1		1- 0		NON-CONFERENCE		2- 0		2- 0		2- 0								
8- 0		2- 0		1- 0		HOME		1- 0		2- 0		2- 0								
0- 1		0- 1		0- 0		AWAY		0- 0		0- 0		0- 0								
2- 0		1- 0		0- 0		NEUTRAL		1- 0		0- 0		0- 0								
10- 2		0- 0		3- 1		CONFERENCE		0- 0		1- 0		6- 1								
5- 1		0- 0		2- 0		HOME		0- 0		1- 0		2- 1								
5- 1		0- 0		1- 1		AWAY		0- 0		0- 0		4- 0								
0- 0		0- 0		0- 0		NEUTRAL		0- 0		0- 0		0- 0								
RPI S	Opponent		Score		RPI S	Opponent		Score		RPI S	Opponent		Score		RPI S	Opponent		Score		
1 A	Baylor		0	3	26 A	UC Santa Barbara		3	0	78 N	St. John's (NY)		3	2	114 H	Army West Point		3	1	
7 H	Washington		3	1	26 H	UC Santa Barbara		3	2	93 H	Denver		3	1	126 H	West Virginia		3	1	
14 H	UCLA		3	0	33 H	San Diego		3	2						137 H	UC Davis		3	2	
23 N	Missouri		3	2	41 A	Cal Poly		0	3						159 H	Utah Valley		3	1	
					41 H	Cal Poly		3	1						167 A	Long Beach St.		3	1	
															169 H	Sacramento St.		3	0	
															170 A	Cal St. Fullerton		3	0	
															170 H	Cal St. Fullerton		3	2	
															180 A	CSUN		3	1	
															231 A	UC Irvine		3	0	
															231 H	UC Irvine		2	3	
															267 H	UC Riverside		3	0	
				LAST 10 GAMES																
					41 H	Cal Poly		3	1	267 H	UC Riverside		3	0						
					26 H	UC Santa Barbara		3	2	26 A	UC Santa Barbara		3	0						
					231 A	UC Irvine		3	0	41 A	Cal Poly		0	3						
					170 A	Cal St. Fullerton		3	0	170 H	Cal St. Fullerton		3	2						
					137 H	UC Davis		3	2	231 H	UC Irvine		2	3						

Non-Div. I Games:

Hawaii

Average RPI Win:	126	WON-LOST	WINNING	LAST 10	STRENGTH OF	OPP. STRENGTH	TEAM	ADJ	CONF.	ADJ CONF.
Average RPI Loss:	20	RECORD	PCT. RANK	GAMES	SCHEDULE	OF SCHEDULE	RPI	RPI	RPI	RPI
DIV. I ONLY		21- 3	.875 13	9-1		43	50	12	.66532 12	11 11
DIV. I NON-CONF.		10- 2	.83333 25	0		13	13	7	.70573 7	10 10
<hr/>										
TOTALS	RPI 1-25	RPI 26-50		W-L RECORDS		RPI 51-100		RPI 101-150		RPI 150+
21- 3	2- 2	3- 1		OVERALL		4- 0		5- 0		7- 0
9- 2	0- 2	2- 0		HOME		1- 0		3- 0		3- 0
9- 0	2- 0	0- 0		AWAY		2- 0		2- 0		3- 0
3- 1	0- 0	1- 1		NEUTRAL		1- 0		0- 0		1- 0
<hr/>										
10- 2	2- 1	3- 1		NON-CONFERENCE		1- 0		3- 0		1- 0
4- 1	0- 1	2- 0		HOME		0- 0		2- 0		0- 0
3- 0	2- 0	0- 0		AWAY		0- 0		1- 0		0- 0
3- 1	0- 0	1- 1		NEUTRAL		1- 0		0- 0		1- 0
<hr/>										
11- 1	0- 1	0- 0		CONFERENCE		3- 0		2- 0		6- 0
5- 1	0- 1	0- 0		HOME		1- 0		1- 0		3- 0
6- 0	0- 0	0- 0		AWAY		2- 0		1- 0		3- 0
0- 0	0- 0	0- 0		NEUTRAL		0- 0		0- 0		0- 0
<hr/>										
RPI S	Opponent	Score		RPI S	Opponent	Score		RPI S	Opponent	Score
1 H	Baylor	0	3	28 N	UCF	3	2	58 A	Villanova	3 0
3 A	Wisconsin	3	2	40 N	Illinois	2	3	78 A	St. John's (NY)	3 1
16 A	BYU	3	1	46 H	Green Bay	3	0	78 H	St. John's (NY)	3 1
19 H	Creighton	2	3	47 H	UNI	3	1	92 N	Boise St.	3 0
								110 H	Syracuse	3 0
								112 A	Illinois St.	3 2
								113 H	Saint Louis	3 0
								149 A	Xavier	3 1
								149 H	Xavier	3 0
								159 N	Utah Valley	3 0
								162 A	Butler	3 0
								162 H	Butler	3 0
								223 A	Georgetown	3 0
								285 A	Seton Hall	3 0
								285 H	Seton Hall	3 0
								293 H	Providence	3 0

Average RPI Win:	71	WON-LOST	WINNING	LAST 10	STRENGTH OF	OPP. STRENGTH	TEAM	ADJ	CONF.	ADJ CONF.			
Average RPI Loss:	32	RECORD	PCT. RANK	GAMES	SCHEDULE	OF SCHEDULE	RPI	RPI	RPI	RPI			
DIV. I ONLY		16- 6	.72727	49	8-2	9	14	13	.66526	13	4	4	
DIV. I NON-CONF.		7- 4	.63636	100	0	26	8	29	.63772	29	4	4	
<hr/>													
TOTALS	RPI 1-25	RPI 26-50		W-L RECORDS		RPI 51-100		RPI 101-150		RPI 150+			
16- 6	4- 4	3- 1		OVERALL		5- 1		2- 0		2- 0			
8- 4	2- 2	1- 1		HOME		2- 1		1- 0		2- 0			
5- 1	1- 1	1- 0		AWAY		3- 0		0- 0		0- 0			
3- 1	1- 1	1- 0		NEUTRAL		0- 0		1- 0		0- 0			
<hr/>													
7- 4	2- 3	2- 0		NON-CONFERENCE		1- 1		2- 0		0- 0			
3- 2	1- 1	0- 0		HOME		1- 1		1- 0		0- 0			
1- 1	0- 1	1- 0		AWAY		0- 0		0- 0		0- 0			
3- 1	1- 1	1- 0		NEUTRAL		0- 0		1- 0		0- 0			
<hr/>													
9- 2	2- 1	1- 1		CONFERENCE		4- 0		0- 0		2- 0			
5- 2	1- 1	1- 1		HOME		1- 0		0- 0		2- 0			
4- 0	1- 0	0- 0		AWAY		3- 0		0- 0		0- 0			
0- 0	0- 0	0- 0		NEUTRAL		0- 0		0- 0		0- 0			
<hr/>													
RPI	S	Opponent	Score	RPI	S	Opponent	Score	RPI	S	Opponent	Score		
9	H	Texas A&M	1 3	29	H	Georgia	2 3	53	A	Ole Miss	3 1		
10	H	Florida	3 2	41	N	Cal Poly	3 0	55	H	FGCU	3 1		
19	N	Creighton	1 3	44	H	South Carolina	3 0	57	A	Tennessee	3 0		
20	N	Southern California	3 1	47	A	UNI	3 0	77	A	Alabama	3 0		
21	H	Purdue	2 3					81	H	LSU	3 0		
22	A	Utah	0 3					91	H	Indiana	2 3		
23	A	Missouri	3 0										
24	H	Louisville	3 0										
<hr/>													
LAST 10 GAMES													
174 H Arkansas								3	0	57 A Tennessee		3	0
9 H Texas A&M								1	3	29 H Georgia		2	3
53 A Ole Miss								3	1	10 H Florida		3	2
81 H LSU								3	0	44 H South Carolina		3	0
77 A Alabama								3	0	23 A Missouri		3	0

Non-Div. I Games:

Kentucky

U
C
L
A

UCLA				Through Games Of Through Nov. 3																
Average RPI Win:		66	WON-LOST RECORD		WINNING PCT. RANK		LAST 10 GAMES		STRENGTH OF SCHEDULE		OPP. STRENGTH OF SCHEDULE		TEAM RPI		ADJ RPI		CONF. RPI		ADJ CONF. RPI	
DIV. I ONLY			13- 8		.61905 100		6-4		1		7		17		.66057 14		1		1	
DIV. I NON-CONF.			5- 4		.55556 140		0		6		12		27		.6409 27		1		1	
TOTALS		RPI 1-25		RPI 26-50		W-L RECORDS		RPI 51-100		RPI 101-150		RPI 150+								
13- 8		2- 6		6- 1		OVERALL		1- 1		2- 0		2- 0								
5- 1		2- 1		3- 0		HOME		0- 0		0- 0		0- 0								
4- 6		0- 4		1- 1		AWAY		1- 1		1- 0		1- 0								
4- 1		0- 1		2- 0		NEUTRAL		0- 0		1- 0		1- 0								
5- 4		0- 3		2- 1		NON-CONFERENCE		0- 0		1- 0		2- 0								
0- 0		0- 0		0- 0		HOME		0- 0		0- 0		0- 0								
1- 3		0- 2		0- 1		AWAY		0- 0		0- 0		1- 0								
4- 1		0- 1		2- 0		NEUTRAL		0- 0		1- 0		1- 0								
8- 4		2- 3		4- 0		CONFERENCE		1- 1		1- 0		0- 0								
5- 1		2- 1		3- 0		HOME		0- 0		0- 0		0- 0								
3- 3		0- 2		1- 0		AWAY		1- 1		1- 0		0- 0								
0- 0		0- 0		0- 0		NEUTRAL		0- 0		0- 0		0- 0								
RPI	S	Opponent		Score		RPI	S	Opponent		Score		RPI	S	Opponent		Score				
1	N	Baylor		0	3	26	A	UC Santa Barbara		0	3	60	A	Colorado		3	0			
5	H	Stanford		3	0	29	N	Georgia		3	0	66	A	Oregon		0	3			
6	A	Nebraska		0	3	30	H	California		3	1									
7	A	Washington		0	3	37	A	Washington St.		3	0									
7	H	Washington		1	3	37	H	Washington St.		3	0									
11	A	Hawaii		0	3	43	N	Texas St.		3	0									
20	H	Southern California		3	2	49	H	Arizona St.		3	0									
22	A	Utah		0	3															
						LAST 10 GAMES														
						7 A Washington						66 A Oregon								
						37 A Washington St.						60 A Colorado								
						30 H California						22 A Utah								
						5 H Stanford						7 H Washington								
						101 A Oregon St.						37 H Washington St.								

U
C
L
A

Non-Div. I Games:

UCLA

[illegible]

Non-Div. I Games:

Penn St.

Average RPI Win:		128	WON-LOST RECORD		WINNING PCT. RANK		LAST 10 GAMES		STRENGTH OF SCHEDULE		OPP. STRENGTH OF SCHEDULE		TEAM RPI		ADJ RPI		CONF. RPI		ADJ CONF. RPI								
DIV. I ONLY			20- 3		.86957 15		9-1		50		53		16		.65348 16		8		8								
DIV. I NON-CONF.			9- 2		.81818 33		0		20		31		11		.67901 11		7		6								
TOTALS		RPI 1-25		RPI 26-50		W-L RECORDS		RPI 51-100		RPI 101-150		RPI 150+															
20- 3		2- 2		1- 1		OVERALL		4- 0		6- 0		7- 0															
10- 2		0- 1		0- 1		HOME		2- 0		4- 0		4- 0															
9- 0		2- 0		0- 0		AWAY		2- 0		2- 0		3- 0															
1- 1		0- 1		1- 0		NEUTRAL		0- 0		0- 0		0- 0															
9- 2		2- 2		1- 0		NON-CONFERENCE		1- 0		3- 0		2- 0															
5- 1		0- 1		0- 0		HOME		1- 0		2- 0		2- 0															
3- 0		2- 0		0- 0		AWAY		0- 0		1- 0		0- 0															
1- 1		0- 1		1- 0		NEUTRAL		0- 0		0- 0		0- 0															
11- 1		0- 0		0- 1		CONFERENCE		3- 0		3- 0		5- 0															
5- 1		0- 0		0- 1		HOME		1- 0		2- 0		2- 0															
6- 0		0- 0		0- 0		AWAY		2- 0		1- 0		3- 0															
0- 0		0- 0		0- 0		NEUTRAL		0- 0		0- 0		0- 0															
RPI	S	Opponent		Score		RPI	S	Opponent		Score		RPI	S	Opponent		Score											
2	N	Texas		1	3	33	H	San Diego		2	3	56	A	Pepperdine		3	0	104	H	Weber St.		3	0				
5	A	Stanford		3	1	48	N	VCU		3	1	92	H	Boise St.		3	0	115	A	Saint Mary's (CA)		3	0				
12	H	Marquette		1	3							97	A	LMU (CA)		3	1	115	H	Saint Mary's (CA)		3	0				
22	A	Utah		3	1							97	H	LMU (CA)		3	2	118	H	Santa Clara		3	0				
																		127	A	Wichita St.		3	1				
																		144	H	Sam Houston St.		3	1				
																		155	A	Pacific		3	0				
																		155	H	Pacific		3	1				
																		159	H	Utah Valley		3	0				
																		161	A	Portland		3	0				
																		244	A	Gonzaga		3	0				
																		259	H	San Francisco		3	0				
																		279	H	LIU Brooklyn		3	0				
						LAST 10 GAMES																					
						155 H Pacific						3	1	118 H Santa Clara						3	0						
						115 H Saint Mary's (CA)						3	0	259 H San Francisco						3	0						
						56 A Pepperdine						3	0	115 A Saint Mary's (CA)						3	0						
						97 A LMU (CA)						3	1	155 A Pacific						3	0						
						33 H San Diego						2	3	97 H LMU (CA)						3	2						

Non-Div. I Games:

BYU

Average RPI Win: 142		WON-LOST RECORD		WINNING PCT. RANK		LAST 10 GAMES		STRENGTH OF SCHEDULE		OPP. STRENGTH OF SCHEDULE		TEAM RPI		ADJ RPI		CONF. RPI		ADJ CONF. RPI											
DIV. I ONLY		21- 1		.95455 6		10-0		82		86		15		.65291 17		10		10											
DIV. I NON-CONF.		11- 1		.91667 7		0		55		62		13		.66953 12		11		11											
TOTALS		RPI 1-25		RPI 26-50		W-L RECORDS		RPI 51-100		RPI 101-150		RPI 150+																	
21- 1		1- 0		2- 1		OVERALL		5- 0		3- 0		10- 0																	
10- 0		1- 0		0- 0		HOME		3- 0		1- 0		5- 0																	
9- 0		0- 0		1- 0		AWAY		2- 0		2- 0		4- 0																	
2- 1		0- 0		1- 1		NEUTRAL		0- 0		0- 0		1- 0																	
11- 1		1- 0		2- 1		NON-CONFERENCE		3- 0		2- 0		3- 0																	
5- 0		1- 0		0- 0		HOME		2- 0		1- 0		1- 0																	
4- 0		0- 0		1- 0		AWAY		1- 0		1- 0		1- 0																	
2- 1		0- 0		1- 1		NEUTRAL		0- 0		0- 0		1- 0																	
10- 0		0- 0		0- 0		CONFERENCE		2- 0		1- 0		7- 0																	
5- 0		0- 0		0- 0		HOME		1- 0		0- 0		4- 0																	
5- 0		0- 0		0- 0		AWAY		1- 0		1- 0		3- 0																	
0- 0		0- 0		0- 0		NEUTRAL		0- 0		0- 0		0- 0																	
RPI	S	Opponent		Score		RPI	S	Opponent		Score		RPI	S	Opponent		Score													
2	H	Texas		3 2		28	N	UCF		3 0		53	A	Ole Miss		3 0		106	H	TCU	3 0								
						35	N	SFA		2 3		82	H	UTSA		3 0		122	A	North Texas	3 0								
						43	A	Texas St.		3 0		90	A	Marshall		3 0		141	A	Houston Baptist	3 0								
												97	H	LMU (CA)		3 1		163	A	Arkansas St.	3 1								
												97	H	LMU (CA)		3 1		164	H	UTEP	3 0								
																		165	A	UAB	3 0								
																		173	A	Louisiana Tech	3 0								
																		185	H	Middle Tenn.	3 0								
																		187	H	FIU	3 1								
																		194	A	Charlotte	3 0								
																		266	H	Abilene Christian	3 0								
																		288	H	Southern Miss.	3 0								
																		327	N	Ark.-Pine Bluff	3 0								
						LAST 10 GAMES																							
						165 A UAB						3 0						185 H Middle Tenn.						3 0					
						194 A Charlotte						3 0						288 H Southern Miss.						3 0					
						187 H FIU						3 1						82 H UTSA						3 0					
						173 A Louisiana Tech						3 0						122 A North Texas						3 0					
						90 A Marshall						3 0						164 H UTEP						3 0					

Non-Div. I Games:

Rice

Average RPI Win: 136		WON-LOST RECORD		WINNING PCT. RANK		LAST 10 GAMES		STRENGTH OF SCHEDULE		OPP. STRENGTH OF SCHEDULE		TEAM RPI		ADJ RPI		CONF. RPI		ADJ CONF. RPI	
DIV. I ONLY		22- 1		.95652 5		10-0		106		75		18		.64955 18		14		14	
DIV. I NON-CONF.		10- 1		.90909 15		0		68		18		14		.6692 13		12		12	
TOTALS		RPI 1-25		RPI 26-50		W-L RECORDS		RPI 51-100		RPI 101-150		RPI 150+							
22- 1		1- 0		2- 1		OVERALL		7- 0		5- 0		7- 0							
13- 1		1- 0		1- 1		HOME		3- 0		3- 0		5- 0							
7- 0		0- 0		0- 0		AWAY		3- 0		2- 0		2- 0							
2- 0		0- 0		1- 0		NEUTRAL		1- 0		0- 0		0- 0							
10- 1		1- 0		2- 1		NON-CONFERENCE		4- 0		2- 0		1- 0							
6- 1		1- 0		1- 1		HOME		2- 0		1- 0		1- 0							
2- 0		0- 0		0- 0		AWAY		1- 0		1- 0		0- 0							
2- 0		0- 0		1- 0		NEUTRAL		1- 0		0- 0		0- 0							
12- 0		0- 0		0- 0		CONFERENCE		3- 0		3- 0		6- 0							
7- 0		0- 0		0- 0		HOME		1- 0		2- 0		4- 0							
5- 0		0- 0		0- 0		AWAY		2- 0		1- 0		2- 0							
0- 0		0- 0		0- 0		NEUTRAL		0- 0		0- 0		0- 0							
RPI S	Opponent	Score		RPI S	Opponent	Score		RPI S	Opponent	Score		RPI S	Opponent	Score					
25 H	Oklahoma	3 0		30 H	California	1 3		60 A	Colorado	3 2		101 H	Oregon St.	3 1					
				32 N	Florida St.	3 0		60 H	Colorado	3 0		106 A	TCU	3 0					
				41 H	Cal Poly	3 0		71 A	Wyoming	3 2		121 A	UNLV	3 1					
								71 H	Wyoming	3 1		147 H	Nevada	3 0					
								89 N	Fla. Atlantic	3 0		148 H	San Diego St.	3 0					
								92 A	Boise St.	3 2		201 H	Fresno St.	3 0					
								100 H	Northern Colo.	3 0		233 H	New Mexico	3 0					
												239 H	San Jose St.	3 0					
												245 A	Air Force	3 1					
												245 H	Air Force	3 0					
												269 H	Chicago St.	3 0					
												295 A	Utah St.	3 0					
				LAST 10 GAMES															
				245 H Air Force 3 0				92 A Boise St. 3 2											
				71 H Wyoming 3 1				148 H San Diego St. 3 0											
				147 H Nevada 3 0				201 H Fresno St. 3 0											
				239 H San Jose St. 3 0				245 A Air Force 3 1											
				295 A Utah St. 3 0				71 A Wyoming 3 2											

Average RPI Win:	148	WON-LOST RECORD	WINNING PCT. RANK	LAST 10 GAMES	STRENGTH OF SCHEDULE	OPP. STRENGTH OF SCHEDULE	TEAM RPI	ADJ RPI	CONF. RPI	ADJ CONF. RPI	
Average RPI Loss:	5										
DIV. I ONLY	19-3	.86364	17	10-0	62	55	20	.64844	19	11	11
DIV. I NON-CONF.	7-3	.7	73	0	22	5	18	.66032	18	10	10
<hr/>											
TOTALS	RPI 1-25	RPI 26-50		W-L RECORDS	RPI 51-100		RPI 101-150		RPI 150+		
19-3	3-3	1-0		OVERALL	4-0		2-0		9-0		
10-1	0-1	0-0		HOME	3-0		2-0		5-0		
7-1	1-1	1-0		AWAY	1-0		0-0		4-0		
2-1	2-1	0-0		NEUTRAL	0-0		0-0		0-0		
<hr/>											
7-3	2-3	1-0		NON-CONFERENCE	1-0		1-0		2-0		
4-1	0-1	0-0		HOME	1-0		1-0		2-0		
1-1	0-1	1-0		AWAY	0-0		0-0		0-0		
2-1	2-1	0-0		NEUTRAL	0-0		0-0		0-0		
<hr/>											
12-0	1-0	0-0		CONFERENCE	3-0		1-0		7-0		
6-0	0-0	0-0		HOME	2-0		1-0		3-0		
6-0	1-0	0-0		AWAY	1-0		0-0		4-0		
0-0	0-0	0-0		NEUTRAL	0-0		0-0		0-0		
<hr/>											
RPI S	Opponent	Score		RPI S	Opponent	Score		RPI S	Opponent	Score	
1 N	Baylor	0	3	47 A	UNI	3	2	127 H	Wichita St.	3	0
6 A	Nebraska	1	3					149 H	Xavier	3	0
7 H	Washington	1	3					157 H	Omaha	3	0
12 A	Marquette	3	2					162 H	Butler	3	0
13 N	Kentucky	3	1					218 A	DePaul	3	0
20 N	Southern California	3	1					223 H	Georgetown	3	1
								248 H	Drake	3	1
								285 A	Seton Hall	3	0
								285 H	Seton Hall	3	0
								293 A	Providence	3	0
								293 A	Providence	3	0
				LAST 10 GAMES							
				285 H	Seton Hall	3	0	162 H	Butler	3	0
				78 H	St. John's (NY)	3	0	12 A	Marquette	3	2
				293 A	Providence	3	0	218 A	DePaul	3	0
				293 A	Providence	3	0	285 A	Seton Hall	3	0
				149 H	Xavier	3	0	78 A	St. John's (NY)	3	0

Non-Div. I Games:

Creighton

Average RPI Win:	74	WON-LOST	WINNING	LAST 10	STRENGTH OF	OPP. STRENGTH	TEAM	ADJ	CONF.	ADJ CONF.		
Average RPI Loss:	20	RECORD	PCT. RANK	GAMES	SCHEDULE	OF SCHEDULE	RPI	RPI	RPI	RPI		
DIV. I ONLY		13- 9	.59091	108	6-4	2	13	21	.64611	20	1	1
DIV. I NON-CONF.		6- 4	.6	111	0	7	25	23	.64752	23	1	1
<hr/>												
TOTALS	RPI 1-25	RPI 26-50		W-L RECORDS		RPI 51-100		RPI 101-150		RPI 150+		
13- 9	2- 6	3- 3		OVERALL		5- 0		1- 0		2- 0		
6- 2	1- 1	1- 1		HOME		3- 0		0- 0		1- 0		
6- 5	1- 3	2- 2		AWAY		2- 0		1- 0		0- 0		
1- 2	0- 2	0- 0		NEUTRAL		0- 0		0- 0		1- 0		
6- 4	0- 3	2- 1		NON-CONFERENCE		2- 0		0- 0		2- 0		
3- 0	0- 0	0- 0		HOME		2- 0		0- 0		1- 0		
2- 2	0- 1	2- 1		AWAY		0- 0		0- 0		0- 0		
1- 2	0- 2	0- 0		NEUTRAL		0- 0		0- 0		1- 0		
7- 5	2- 3	1- 2		CONFERENCE		3- 0		1- 0		0- 0		
3- 2	1- 1	1- 1		HOME		1- 0		0- 0		0- 0		
4- 3	1- 2	0- 1		AWAY		2- 0		1- 0		0- 0		
0- 0	0- 0	0- 0		NEUTRAL		0- 0		0- 0		0- 0		
RPI	S	Opponent	Score	RPI	S	Opponent	Score	RPI	S	Opponent	Score	
2	A	Texas	1 3	30	H	California	3 1	58	H	Villanova	3 0	
5	H	Stanford	2 3	33	A	San Diego	2 3	60	A	Colorado	3 1	
7	A	Washington	3 2	37	A	Washington St.	1 3	66	A	Oregon	3 0	
7	H	Washington	3 1	37	H	Washington St.	2 3	79	H	Arizona	3 1	
13	N	Kentucky	1 3	43	A	Texas St.	3 1	85	H	Yale	3 2	
14	A	UCLA	2 3	47	A	UNI	3 1					
19	N	Creighton	1 3									
22	A	Utah	2 3									
<hr/>												
LAST 10 GAMES												
37 A Washington St.				1	3	101 A Oregon St.				3	1	
7 A Washington				3	2	22 A Utah				2	3	
5 H Stanford				2	3	60 A Colorado				3	1	
30 H California				3	1	37 H Washington St.				2	3	
66 A Oregon				3	0	7 H Washington				3	1	

Non-Div. I Games:

Southern California

Average RPI Win: 99		WON-LOST	WINNING	LAST 10	STRENGTH OF		OPP. STRENGTH	TEAM	ADJ	CONF.	ADJ CONF.
Average RPI Loss: 17		RECORD	PCT. RANK	GAMES	SCHEDULE		OF SCHEDULE	RPI	RPI	RPI	RPI
DIV. I ONLY		15- 6	.71429	53	7-3		16	18	19	.64552	21
DIV. I NON-CONF.		8- 1	.88889	21	0		39	77	12	.66832	14
TOTALS		RPI 1-25	RPI 26-50		W-L RECORDS		RPI 51-100		RPI 101-150		RPI 150+
15- 6		3- 4	1- 2		OVERALL		5- 0		3- 0		3- 0
9- 2		1- 1	0- 1		HOME		3- 0		3- 0		2- 0
5- 4		1- 3	1- 1		AWAY		2- 0		0- 0		1- 0
1- 0		1- 0	0- 0		NEUTRAL		0- 0		0- 0		0- 0
8- 1		2- 0	0- 1		NON-CONFERENCE		0- 0		3- 0		3- 0
5- 0		0- 0	0- 0		HOME		0- 0		3- 0		2- 0
2- 1		1- 0	0- 1		AWAY		0- 0		0- 0		1- 0
1- 0		1- 0	0- 0		NEUTRAL		0- 0		0- 0		0- 0
7- 5		1- 4	1- 1		CONFERENCE		5- 0		0- 0		0- 0
4- 2		1- 1	0- 1		HOME		3- 0		0- 0		0- 0
3- 3		0- 3	1- 0		AWAY		2- 0		0- 0		0- 0
0- 0		0- 0	0- 0		NEUTRAL		0- 0		0- 0		0- 0
RPI S	Opponent	Score		RPI S	Opponent	Score		RPI S	Opponent	Score	
3 A	Wisconsin	0	3	34 A	Notre Dame	2	3	84 H	Iowa	3	1
6 A	Nebraska	1	3	40 H	Illinois	1	3	88 A	Northwestern	3	0
6 H	Nebraska	3	2	50 A	Ohio St.	3	2	88 H	Northwestern	3	0
8 A	Minnesota	0	3					91 A	Indiana	3	2
8 H	Minnesota	1	3					91 H	Indiana	3	0
13 A	Kentucky	3	2								
24 N	Louisville	3	1								
LAST 10 GAMES											
8 H	Minnesota	1	3	6 A	Nebraska	1	3				
91 H	Indiana	3	0	88 A	Northwestern	3	0				
6 H	Nebraska	3	2	91 A	Indiana	3	2				
84 H	Iowa	3	1	40 H	Illinois	1	3				
50 A	Ohio St.	3	2	88 H	Northwestern	3	0				

Non-Div. I Games:

Purdue

U
t
a
h

Utah				Through Games Of Through Nov. 3										
Average RPI Win:		88	WON-LOST RECORD	WINNING PCT. RANK	LAST 10 GAMES	STRENGTH OF SCHEDULE	OPP. STRENGTH OF SCHEDULE	TEAM RPI	ADJ RPI	CONF. RPI	ADJ CONF. RPI			
Average RPI Loss:		28												
DIV. I ONLY			16- 7	.69565	63	7-3	29	12	24	.64336	22	1	1	
DIV. I NON-CONF.			8- 3	.72727	60	0	61	24	40	.62317	36	1	1	

TOTALS		RPI 1-25		RPI 26-50		W-L RECORDS		RPI 51-100		RPI 101-150		RPI 150+		
16- 7		4- 3		3- 3		OVERALL		4- 1		2- 0		3- 0		
9- 2		4- 1		2- 1		HOME		2- 0		1- 0		0- 0		
5- 3		0- 1		1- 1		AWAY		2- 1		0- 0		2- 0		
2- 2		0- 1		0- 1		NEUTRAL		0- 0		1- 0		1- 0		
8- 3		1- 2		1- 1		NON-CONFERENCE		1- 0		2- 0		3- 0		
3- 1		1- 1		1- 0		HOME		0- 0		1- 0		0- 0		
3- 0		0- 0		0- 0		AWAY		1- 0		0- 0		2- 0		
2- 2		0- 1		0- 1		NEUTRAL		0- 0		1- 0		1- 0		
8- 4		3- 1		2- 2		CONFERENCE		3- 1		0- 0		0- 0		
6- 1		3- 0		1- 1		HOME		2- 0		0- 0		0- 0		
2- 3		0- 1		1- 1		AWAY		1- 1		0- 0		0- 0		
0- 0		0- 0		0- 0		NEUTRAL		0- 0		0- 0		0- 0		

RPI	S	Opponent	Score		RPI	S	Opponent	Score		RPI	S	Opponent	Score	
4	N	Pittsburgh	1	3	30	A	California	2	3	56	A	Pepperdine	3	1
5	A	Stanford	2	3	37	H	Washington St.	2	3	60	H	Colorado	3	0
7	H	Washington	3	1	41	H	Cal Poly	3	2	66	A	Oregon	2	3
13	H	Kentucky	3	0	41	N	Cal Poly	2	3	79	A	Arizona	3	1
14	H	UCLA	3	0	49	A	Arizona St.	3	0	79	H	Arizona	3	2
16	H	BYU	1	3	49	H	Arizona St.	3	2					
20	H	Southern California	3	2										

Non-Div. I Games:

Utah

U
t
a
h

Average RPI Win:		118	WON-LOST RECORD		WINNING PCT. RANK	LAST 10 GAMES	STRENGTH OF SCHEDULE		OPP. STRENGTH OF SCHEDULE	TEAM RPI	ADJ RPI	CONF. RPI	ADJ CONF. RPI
Average RPI Loss:		16	14-6		.7 62	6-4	22		24	22	.63684 23	4	4
DIV. I ONLY			8-2		.8 38	0	29		39	16	.6641 16	4	4
DIV. I NON-CONF.													
TOTALS		RPI 1-25	RPI 26-50		W-L RECORDS		RPI 51-100		RPI 101-150		RPI 150+		
14-6		1-5	2-0		OVERALL		4-1		2-0		5-0		
7-3		1-2	1-0		HOME		2-1		1-0		2-0		
5-2		0-2	0-0		AWAY		2-0		1-0		2-0		
2-1		0-1	1-0		NEUTRAL		0-0		0-0		1-0		
8-2		0-2	2-0		NON-CONFERENCE		2-0		2-0		2-0		
4-0		0-0	1-0		HOME		1-0		1-0		1-0		
2-1		0-1	0-0		AWAY		1-0		1-0		0-0		
2-1		0-1	1-0		NEUTRAL		0-0		0-0		1-0		
6-4		1-3	0-0		CONFERENCE		2-1		0-0		3-0		
3-3		1-2	0-0		HOME		1-1		0-0		1-0		
3-1		0-1	0-0		AWAY		1-0		0-0		2-0		
0-0		0-0	0-0		NEUTRAL		0-0		0-0		0-0		
RPI S	Opponent	Score	RPI S	Opponent	Score	RPI S	Opponent	Score	RPI S	Opponent	Score		
1 A	Baylor	0 3	39 N	Michigan	3 0	51 A	Dayton	3 1	117 H	UMKC	3 0		
9 A	Texas A&M	1 3	47 H	UNI	3 1	53 H	Ole Miss	1 3	134 A	Miami (FL)	3 1		
9 H	Texas A&M	3 2				57 H	Tennessee	3 1	174 A	Arkansas	3 0		
10 H	Florida	2 3				81 A	LSU	3 1	181 H	Mississippi St.	3 0		
11 N	Hawaii	2 3				92 H	Boise St.	3 0	209 A	Auburn	3 1		
13 H	Kentucky	0 3							220 H	Austin Peay	3 0		
									235 N	Northern Ill.	3 1		
LAST 10 GAMES													
	9 A Texas A&M	1 3		209 A Auburn	3 1								
	10 H Florida	2 3		53 H Ole Miss	1 3								
	181 H Mississippi St.	3 0		9 H Texas A&M	3 2								
	174 A Arkansas	3 0		81 A LSU	3 1								
	57 H Tennessee	3 1		13 H Kentucky	0 3								

Non-Div. I Games:

Missouri

Average RPI Win:	100	WON-LOST	WINNING	LAST 10	STRENGTH OF	OPP. STRENGTH	TEAM	ADJ	CONF.	ADJ CONF.		
Average RPI Loss:	66	RECORD	PCT. RANK	GAMES	SCHEDULE	OF SCHEDULE	RPI	RPI	RPI	RPI		
DIV. I ONLY		15- 7	.68182	70	6-4	21	40	29	.63294	24	5	5
DIV. I NON-CONF.		7- 3	.7	73	0	5	15	10	.68393	10	5	5
<hr/>												
TOTALS	RPI 1-25	RPI 26-50		W-L RECORDS		RPI 51-100		RPI 101-150		RPI 150+		
15- 7	1- 4	4- 0		OVERALL		3- 0		4- 2		3- 1		
10- 2	1- 2	2- 0		HOME		3- 0		2- 0		2- 0		
4- 4	0- 1	2- 0		AWAY		0- 0		1- 2		1- 1		
1- 1	0- 1	0- 0		NEUTRAL		0- 0		1- 0		0- 0		
<hr/>												
7- 3	1- 3	3- 0		NON-CONFERENCE		1- 0		1- 0		1- 0		
5- 1	1- 1	2- 0		HOME		1- 0		0- 0		1- 0		
1- 1	0- 1	1- 0		AWAY		0- 0		0- 0		0- 0		
1- 1	0- 1	0- 0		NEUTRAL		0- 0		1- 0		0- 0		
<hr/>												
8- 4	0- 1	1- 0		CONFERENCE		2- 0		3- 2		2- 1		
5- 1	0- 1	0- 0		HOME		2- 0		2- 0		1- 0		
3- 3	0- 0	1- 0		AWAY		0- 0		1- 2		1- 1		
0- 0	0- 0	0- 0		NEUTRAL		0- 0		0- 0		0- 0		
<hr/>												
RPI S	Opponent	Score	RPI S	Opponent	Score	RPI S	Opponent	Score	RPI S	Opponent	Score	
4 H	Pittsburgh	0 3	27 H	Western Ky.	3 1	51 H	Dayton	3 0	102 A	Boston College	2 3	
9 H	Texas A&M	3 2	31 A	Cincinnati	3 2	63 H	North Carolina	3 1	110 A	Syracuse	2 3	
10 H	Florida	0 3	34 A	Notre Dame	3 2	64 H	Georgia Tech	3 0	120 A	Duke	3 0	
13 A	Kentucky	0 3	49 H	Arizona St.	3 1				131 H	Clemson	3 0	
21 N	Purdue	1 3							149 N	Xavier	3 0	
									150 H	NC State	3 2	
									176 H	Virginia	3 0	
									202 A	Wake Forest	3 0	
									205 A	Virginia Tech	1 3	
									249 H	Tennessee Tech	3 0	
<hr/>												
LAST 10 GAMES												
	110 A Syracuse	2 3		34 A Notre Dame	3 2							
	102 A Boston College	2 3		202 A Wake Forest	3 0							
	4 H Pittsburgh	0 3		120 A Duke	3 0							
	176 H Virginia	3 0		131 H Clemson	3 0							
	205 A Virginia Tech	1 3		64 H Georgia Tech	3 0							

Non-Div. I Games:

Louisville

Average RPI Win: 112		WON-LOST	WINNING	LAST 10	STRENGTH OF		OPP. STRENGTH	TEAM	ADJ	CONF.	ADJ CONF.			
Average RPI Loss: 10		RECORD	PCT. RANK	GAMES	SCHEDULE		OF SCHEDULE	RPI	RPI	RPI	RPI			
DIV. I ONLY		15- 6	.71429	53	7-3		31	17	23	.63255	25	3	3	
DIV. I NON-CONF.		8- 3	.72727	60	0		43	28	31	.63117	30	3	3	
TOTALS		RPI 1-25	RPI 26-50		W-L RECORDS		RPI 51-100		RPI 101-150		RPI 150+			
15- 6		0- 5	2- 1		OVERALL		5- 0		5- 0		3- 0			
8- 1		0- 1	2- 0		HOME		2- 0		2- 0		2- 0			
4- 4		0- 4	0- 0		AWAY		2- 0		2- 0		0- 0			
3- 1		0- 0	0- 1		NEUTRAL		1- 0		1- 0		1- 0			
8- 3		0- 2	1- 1		NON-CONFERENCE		4- 0		1- 0		2- 0			
4- 0		0- 0	1- 0		HOME		2- 0		0- 0		1- 0			
1- 2		0- 2	0- 0		AWAY		1- 0		0- 0		0- 0			
3- 1		0- 0	0- 1		NEUTRAL		1- 0		1- 0		1- 0			
7- 3		0- 3	1- 0		CONFERENCE		1- 0		4- 0		1- 0			
4- 1		0- 1	1- 0		HOME		0- 0		2- 0		1- 0			
3- 2		0- 2	0- 0		AWAY		1- 0		2- 0		0- 0			
0- 0		0- 0	0- 0		NEUTRAL		0- 0		0- 0		0- 0			
RPI	S	Opponent	Score		RPI	S	Opponent	Score		RPI	S	Opponent	Score	
1	A	Baylor	0	3	30	N	California	0	3	54	H	SMU	3	1
1	H	Baylor	2	3	36	H	Iowa St.	3	1	64	H	Georgia Tech	3	1
2	A	Texas	0	3	49	H	Arizona St.	3	2	65	A	Texas Tech	3	1
9	A	Texas A&M	2	3						85	N	Yale	3	2
18	A	Colorado St.	0	3						91	A	Indiana	3	2

Average RPI Win:	145	WON-LOST RECORD	WINNING PCT. RANK	LAST 10 GAMES	STRENGTH OF SCHEDULE	OPP. STRENGTH OF SCHEDULE	TEAM RPI	ADJ RPI	CONF. RPI	ADJ CONF. RPI	
Average RPI Loss:	27										
DIV. I ONLY	19- 3	.86364	17	8-2	94	60	27	.63224	26	9	9
DIV. I NON-CONF.	10- 1	.90909	15	0	85	40	19	.65508	19	9	9
<hr/>											
TOTALS	RPI 1-25	RPI 26-50		W-L RECORDS	RPI 51-100		RPI 101-150		RPI 150+		
19- 3	1- 2	3- 0		OVERALL	2- 1		4- 0		9- 0		
10- 1	1- 1	2- 0		HOME	1- 0		2- 0		4- 0		
5- 2	0- 1	1- 0		AWAY	0- 1		1- 0		3- 0		
4- 0	0- 0	0- 0		NEUTRAL	1- 0		1- 0		2- 0		
<hr/>											
10- 1	1- 0	2- 0		NON-CONFERENCE	2- 1		2- 0		3- 0		
5- 0	1- 0	1- 0		HOME	1- 0		1- 0		1- 0		
1- 1	0- 0	1- 0		AWAY	0- 1		0- 0		0- 0		
4- 0	0- 0	0- 0		NEUTRAL	1- 0		1- 0		2- 0		
<hr/>											
9- 2	0- 2	1- 0		CONFERENCE	0- 0		2- 0		6- 0		
5- 1	0- 1	1- 0		HOME	0- 0		1- 0		3- 0		
4- 1	0- 1	0- 0		AWAY	0- 0		1- 0		3- 0		
0- 0	0- 0	0- 0		NEUTRAL	0- 0		0- 0		0- 0		
<hr/>											
RPI S	Opponent	Score	RPI S	Opponent	Score	RPI S	Opponent	Score	RPI S	Opponent	Score
11 A	Hawaii	2 3	33 H	San Diego	3 1	56 H	Pepperdine	3 2	137 A	UC Davis	3 0
11 H	Hawaii	0 3	41 H	Cal Poly	3 1	60 A	Colorado	1 3	137 H	UC Davis	3 0
14 H	UCLA	3 0	48 A	VCU	3 2	71 N	Wyoming	3 2	142 H	La Salle	3 0
									150 N	NC State	3 1
									152 N	Navy	3 1
									167 H	Long Beach St.	3 1
									170 A	Cal St. Fullerton	3 0
									180 H	CSUN	3 2
									211 H	Harvard	3 1
									231 A	UC Irvine	3 0
									267 A	UC Riverside	3 0
									267 H	UC Riverside	3 0
									279 N	LIU Brooklyn	3 0
<hr/>											
LAST 10 GAMES											
11 A Hawaii 2 3						11 H Hawaii 0 3					
167 H Long Beach St. 3 1						267 H UC Riverside 3 0					
267 A UC Riverside 3 0						137 H UC Davis 3 0					
137 A UC Davis 3 0						170 A Cal St. Fullerton 3 0					
41 H Cal Poly 3 1						231 A UC Irvine 3 0					

Non-Div. I Games:

UC Santa Barbara

Average RPI Win:		153	WON-LOST RECORD		WINNING PCT. RANK		LAST 10 GAMES		STRENGTH OF SCHEDULE		OPP. STRENGTH OF SCHEDULE		TEAM RPI		ADJ RPI		CONF. RPI		ADJ CONF. RPI					
DIV. I ONLY			24- 1		.96		1		10-0		158		85		25		.62895		27		10		10	
DIV. I NON-CONF.			14- 1		.93333		3		0		141		74		33		.62729		32		11		11	
TOTALS		RPI 1-25		RPI 26-50		W-L RECORDS		RPI 51-100		RPI 101-150		RPI 150+												
24- 1		0- 1		2- 0		OVERALL		8- 0		1- 0		13- 0												
13- 0		0- 0		1- 0		HOME		7- 0		0- 0		5- 0												
7- 1		0- 1		0- 0		AWAY		1- 0		0- 0		6- 0												
4- 0		0- 0		1- 0		NEUTRAL		0- 0		1- 0		2- 0												
14- 1		0- 1		2- 0		NON-CONFERENCE		5- 0		1- 0		6- 0												
8- 0		0- 0		1- 0		HOME		5- 0		0- 0		2- 0												
2- 1		0- 1		0- 0		AWAY		0- 0		0- 0		2- 0												
4- 0		0- 0		1- 0		NEUTRAL		0- 0		1- 0		2- 0												
10- 0		0- 0		0- 0		CONFERENCE		3- 0		0- 0		7- 0												
5- 0		0- 0		0- 0		HOME		2- 0		0- 0		3- 0												
5- 0		0- 0		0- 0		AWAY		1- 0		0- 0		4- 0												
0- 0		0- 0		0- 0		NEUTRAL		0- 0		0- 0		0- 0												
RPI	S	Opponent		Score		RPI	S	Opponent		Score		RPI	S	Opponent		Score								
24	A	Louisville		1	3	49	N	Arizona St.		3	1	67	H	Northern Ky.		3	2	103	N	Loyola Chicago		3	2	
						50	H	Ohio St.		3	0	69	H	Tulsa		3	0	164	H	UTEP		3	0	
												73	H	Samford		3	0	165	A	UAB		3	0	
												74	H	Tulane		3	1	172	N	North Dakota St.		3	0	
												75	H	Bowling Green		3	0	185	A	Middle Tenn.		3	0	
												82	H	UTSA		3	0	185	H	Middle Tenn.		3	1	
												89	A	Fla. Atlantic		3	1	187	A	FIU		3	0	
												90	H	Marshall		3	0	194	A	Charlotte		3	0	
																		220	H	Austin Peay		3	0	
																		249	N	Tennessee Tech		3	0	
																		256	A	Toledo		3	0	
																		284	H	Eastern Ky.		3	0	
																		288	H	Southern Miss.		3	0	
																		311	A	Belmont		3	0	
						LAST 10 GAMES																		
						164	H	UTEP		3	0	187	A	FIU		3	0							
						194	A	Charlotte		3	0	89	A	Fla. Atlantic		3	1							
						165	A	UAB		3	0	90	H	Marshall		3	0							
						82	H	UTSA		3	0	185	H	Middle Tenn.		3	1							
						185	A	Middle Tenn.		3	0	288	H	Southern Miss.		3	0							

Non-Div. I Games:

Western Ky.

Average RPI Win:		117	WON-LOST RECORD		WINNING PCT. RANK		LAST 10 GAMES		STRENGTH OF SCHEDULE		OPP. STRENGTH OF SCHEDULE		TEAM RPI		ADJ RPI		CONF. RPI		ADJ CONF. RPI	
DIV. I ONLY				18- 6		.75 44		9-1		41		61		28		.62813 28		7 7		
DIV. I NON-CONF.				7- 5		.58333 116		0		25		33		43		.61538 42		8 8		
TOTALS		RPI 1-25		RPI 26-50		W-L RECORDS		RPI 51-100		RPI 101-150		RPI 150+								
18- 6		0- 2		3- 1		OVERALL		6- 1		4- 2		5- 0								
10- 2		0- 0		1- 0		HOME		3- 1		2- 1		4- 0								
6- 2		0- 0		0- 1		AWAY		3- 0		2- 1		1- 0								
2- 2		0- 2		2- 0		NEUTRAL		0- 0		0- 0		0- 0								
7- 5		0- 2		3- 0		NON-CONFERENCE		2- 1		1- 2		1- 0								
4- 2		0- 0		1- 0		HOME		1- 1		1- 1		1- 0								
1- 1		0- 0		0- 0		AWAY		1- 0		0- 1		0- 0								
2- 2		0- 2		2- 0		NEUTRAL		0- 0		0- 0		0- 0								
11- 1		0- 0		0- 1		CONFERENCE		4- 0		3- 0		4- 0								
6- 0		0- 0		0- 0		HOME		2- 0		1- 0		3- 0								
5- 1		0- 0		0- 1		AWAY		2- 0		2- 0		1- 0								
0- 0		0- 0		0- 0		NEUTRAL		0- 0		0- 0		0- 0								
RPI S	Opponent		Score		RPI S	Opponent		Score		RPI S	Opponent		Score		RPI S	Opponent		Score		
12 N	Marquette		2	3	31 A	Cincinnati		0	3	53 A	Ole Miss		3	2	108 H	Temple		3	0	
17 N	Rice		0	3	36 N	Iowa St.		3	2	54 A	SMU		3	1	112 A	Illinois St.		2	3	
					40 N	Illinois		3	1	55 H	FGCU		1	3	127 A	Wichita St.		3	1	
					44 H	South Carolina		3	0	69 A	Tulsa		3	0	134 H	Miami (FL)		2	3	
										74 H	Tulane		3	1	136 H	Kansas		3	0	
										89 H	Fla. Atlantic		3	0	138 A	East Carolina		3	0	
										94 H	Houston		3	0	178 H	Memphis		3	0	
															192 H	Albany (NY)		3	0	
															224 A	South Fla.		3	1	
															224 H	South Fla.		3	0	
															232 H	UConn		3	0	
				LAST 10 GAMES																
					54 A	SMU		3	1	127 A	Wichita St.		3	1						
					224 H	South Fla.		3	0	178 H	Memphis		3	0						
					74 H	Tulane		3	1	224 A	South Fla.		3	1						
					94 H	Houston		3	0	138 A	East Carolina		3	0						
					69 A	Tulsa		3	0	31 A	Cincinnati		0	3						

Non-Div. I Games:

UCF

Average RPI Win:		102	WON-LOST RECORD		WINNING PCT. RANK		LAST 10 GAMES		STRENGTH OF SCHEDULE		OPP. STRENGTH OF SCHEDULE		TEAM RPI		ADJ RPI		CONF. RPI		ADJ CONF. RPI					
DIV. I ONLY			17- 5		.77273		39		8-2		59		21		26		.62732		29		4		4	
DIV. I NON-CONF.			8- 3		.72727		60		0		97		34		52		.59617		53		4		4	
TOTALS			RPI 1-25		RPI 26-50				W-L RECORDS				RPI 51-100				RPI 101-150				RPI 150+			
17- 5			1- 3		1- 1				OVERALL				8- 0				3- 1				4- 0			
7- 0			0- 0		0- 0				HOME				5- 0				1- 0				1- 0			
6- 3			1- 2		1- 0				AWAY				1- 0				1- 1				2- 0			
4- 2			0- 1		0- 1				NEUTRAL				2- 0				1- 0				1- 0			
8- 3			0- 1		0- 1				NON-CONFERENCE				3- 0				3- 1				2- 0			
2- 0			0- 0		0- 0				HOME				1- 0				1- 0				0- 0			
2- 1			0- 0		0- 0				AWAY				0- 0				1- 1				1- 0			
4- 2			0- 1		0- 1				NEUTRAL				2- 0				1- 0				1- 0			
9- 2			1- 2		1- 0				CONFERENCE				5- 0				0- 0				2- 0			
5- 0			0- 0		0- 0				HOME				4- 0				0- 0				1- 0			
4- 2			1- 2		1- 0				AWAY				1- 0				0- 0				1- 0			
0- 0			0- 0		0- 0				NEUTRAL				0- 0				0- 0				0- 0			
RPI	S	Opponent		Score		RPI	S	Opponent		Score		RPI	S	Opponent		Score		RPI	S	Opponent		Score		
9	A	Texas A&M		0	3	43	N	Texas St.		0	3	53	H	Ole Miss		3	1	105	N	Kennesaw St.		3	2	
10	A	Florida		1	3	44	A	South Carolina		3	2	57	A	Tennessee		3	1	120	A	Duke		3	0	
13	A	Kentucky		3	2							57	H	Tennessee		3	1	131	A	Clemson		0	3	
14	N	UCLA		0	3							59	N	American		3	1	150	H	NC State		3	1	
												64	H	Georgia Tech		3	1	167	A	Long Beach St.		3	1	
												77	H	Alabama		3	0	174	H	Arkansas		3	0	
												81	H	LSU		3	2	209	A	Auburn		3	1	
												88	N	Northwestern		3	0	212	N	Wofford		3	0	
								LAST 10 GAMES																
								57 A Tennessee		3	1			81 H LSU		3	2							
								174 H Arkansas		3	0			13 A Kentucky		3	2							
								9 A Texas A&M		0	3			77 H Alabama		3	0							
								53 H Ole Miss		3	1			57 H Tennessee		3	1							
								209 A Auburn		3	1			10 A Florida		1	3							

Non-Div. I Games:

Georgia

Average RPI Win:	102	WON-LOST RECORD	WINNING PCT. RANK	LAST 10 GAMES	STRENGTH OF SCHEDULE	OPP. STRENGTH OF SCHEDULE	TEAM RPI	ADJ RPI	CONF. RPI	ADJ CONF. RPI		
Average RPI Loss:	26											
DIV. I ONLY		18-4	.81818	27	7-3	121	6	35	.62567	30	1	1
DIV. I NON-CONF.		10-0	1	1	0	179	27	25	.64165	26	1	1
<hr/>												
TOTALS	RPI 1-25	RPI 26-50		W-L RECORDS		RPI 51-100		RPI 101-150		RPI 150+		
18-4	3-3	2-0		OVERALL		4-1		5-0		4-0		
6-2	1-1	1-0		HOME		2-1		2-0		0-0		
6-2	1-2	0-0		AWAY		1-0		2-0		2-0		
6-0	1-0	1-0		NEUTRAL		1-0		1-0		2-0		
<hr/>												
10-0	2-0	0-0		NON-CONFERENCE		1-0		3-0		4-0		
1-0	0-0	0-0		HOME		0-0		1-0		0-0		
4-0	1-0	0-0		AWAY		0-0		1-0		2-0		
5-0	1-0	0-0		NEUTRAL		1-0		1-0		2-0		
<hr/>												
8-4	1-3	2-0		CONFERENCE		3-1		2-0		0-0		
5-2	1-1	1-0		HOME		2-1		1-0		0-0		
2-2	0-2	0-0		AWAY		1-0		1-0		0-0		
1-0	0-0	1-0		NEUTRAL		0-0		0-0		0-0		
<hr/>												
RPI S	Opponent	Score		RPI S	Opponent	Score		RPI S	Opponent	Score		
5 H	Stanford	1	3	37 H	Washington St.	3	2	60 H	Colorado	3	2	
14 A	UCLA	1	3	49 N	Arizona St.	3	0	63 N	North Carolina	3	0	
18 A	Colorado St.	3	1					66 A	Oregon	3	0	
20 A	Southern California	1	3					66 H	Oregon	1	3	
22 H	Utah	3	2					79 H	Arizona	3	0	
25 N	Oklahoma	3	0									

Non-Div. I Games:

California

Average RPI Win:		124	WON-LOST RECORD		WINNING PCT. RANK		LAST 10 GAMES		STRENGTH OF SCHEDULE		OPP. STRENGTH OF SCHEDULE		TEAM RPI		ADJ RPI		CONF. RPI		ADJ CONF. RPI					
DIV. I ONLY			20- 5		.8		30		9-1		72		46		31		.62557		31		7		7	
DIV. I NON-CONF.			9- 4		.69231		80		1-0		70		20		45		.6099		44		8		8	
TOTALS		RPI 1-25		RPI 26-50				W-L RECORDS				RPI 51-100				RPI 101-150				RPI 150+				
20- 5		0- 2		3- 0				OVERALL				5- 3				7- 0				5- 0				
9- 1		0- 1		1- 0				HOME				3- 0				2- 0				3- 0				
5- 4		0- 1		0- 0				AWAY				1- 3				3- 0				1- 0				
6- 0		0- 0		2- 0				NEUTRAL				1- 0				2- 0				1- 0				
9- 4		0- 2		2- 0				NON-CONFERENCE				3- 2				3- 0				1- 0				
2- 1		0- 1		0- 0				HOME				2- 0				0- 0				0- 0				
1- 3		0- 1		0- 0				AWAY				0- 2				1- 0				0- 0				
6- 0		0- 0		2- 0				NEUTRAL				1- 0				2- 0				1- 0				
11- 1		0- 0		1- 0				CONFERENCE				2- 1				4- 0				4- 0				
7- 0		0- 0		1- 0				HOME				1- 0				2- 0				3- 0				
4- 1		0- 0		0- 0				AWAY				1- 1				2- 0				1- 0				
0- 0		0- 0		0- 0				NEUTRAL				0- 0				0- 0				0- 0				
RPI	S	Opponent		Score		RPI	S	Opponent		Score		RPI	S	Opponent		Score		RPI	S	Opponent		Score		
4	A	Pittsburgh		0	3	28	H	UCF		3	0	51	H	Dayton		3	1	108	A	Temple		3	0	
24	H	Louisville		2	3	34	N	Notre Dame		3	1	54	H	SMU		3	0	108	H	Temple		3	0	
						44	N	South Carolina		3	1	57	N	Tennessee		3	0	127	A	Wichita St.		3	0	
												67	A	Northern Ky.		2	3	135	N	Ball St.		3	2	
												74	A	Tulane		0	3	138	H	East Carolina		3	0	
												75	H	Bowling Green		3	0	139	N	Cleveland St.		3	0	
												76	A	Michigan St.		1	3	149	A	Xavier		3	0	
												94	A	Houston		3	2	178	H	Memphis		3	0	
																		224	H	South Fla.		3	1	
																		232	A	UConn		3	0	
																		232	H	UConn		3	2	
																		265	N	Indiana St.		3	0	
LAST 10 GAMES																								
						232	H	UConn		3	2	94	A	Houston		3	2							
						108	H	Temple		3	0	74	A	Tulane		0	3							
						51	H	Dayton		3	1	108	A	Temple		3	0							
						54	H	SMU		3	0	232	A	UConn		3	0							
						178	H	Memphis		3	0	224	H	South Fla.		3	1							

Non-Div. I Games:

Cincinnati

Average RPI Win:		125	WON-LOST RECORD		WINNING PCT. RANK		LAST 10 GAMES		STRENGTH OF SCHEDULE		OPP. STRENGTH OF SCHEDULE		TEAM RPI		ADJ RPI		CONF. RPI		ADJ CONF. RPI				
DIV. I ONLY			16- 6	.72727	49	7-3		39	45	30	.62517	32	5	5									
DIV. I NON-CONF.			7- 3	.7	73	1-0		12	22	15	.66428	15	5	5									
TOTALS		RPI 1-25		RPI 26-50		W-L RECORDS		RPI 51-100		RPI 101-150		RPI 150+											
16- 6		1- 4		0- 0		OVERALL		4- 2		7- 0		4- 0											
7- 1		0- 1		0- 0		HOME		2- 0		3- 0		2- 0											
7- 3		0- 1		0- 0		AWAY		1- 2		4- 0		2- 0											
2- 2		1- 2		0- 0		NEUTRAL		1- 0		0- 0		0- 0											
7- 3		1- 3		0- 0		NON-CONFERENCE		4- 0		1- 0		1- 0											
3- 0		0- 0		0- 0		HOME		2- 0		0- 0		1- 0											
2- 1		0- 1		0- 0		AWAY		1- 0		1- 0		0- 0											
2- 2		1- 2		0- 0		NEUTRAL		1- 0		0- 0		0- 0											
9- 3		0- 1		0- 0		CONFERENCE		0- 2		6- 0		3- 0											
4- 1		0- 1		0- 0		HOME		0- 0		3- 0		1- 0											
5- 2		0- 0		0- 0		AWAY		0- 2		3- 0		2- 0											
0- 0		0- 0		0- 0		NEUTRAL		0- 0		0- 0		0- 0											
RPI	S	Opponent		Score		RPI	S	Opponent		Score		RPI	S	Opponent		Score							
3	N	Wisconsin		0	3			63	A	North Carolina		2	3	102	H	Boston College		3	0				
4	H	Pittsburgh		1	3			64	A	Georgia Tech		0	3	106	A	TCU		3	0				
8	N	Minnesota		3	0			77	H	Alabama		3	0	110	H	Syracuse		3	0				
10	A	Florida		0	3			78	H	St. John's (NY)		3	0	120	A	Duke		3	1				
18	N	Colorado St.		0	3			89	N	Fla. Atlantic		3	2	131	A	Clemson		3	1				
								98	A	High Point		3	2	134	H	Miami (FL)		3	1				
													150	A	NC State		3	0					
													176	H	Virginia		3	1					
													202	A	Wake Forest		3	0					
													205	A	Virginia Tech		3	0					
													215	H	Stony Brook		3	0					
						LAST 10 GAMES																	
						98	A	High Point		3	2	110	H	Syracuse		3	0						
						205	A	Virginia Tech		3	0	102	H	Boston College		3	0						
						134	H	Miami (FL)		3	1	63	A	North Carolina		2	3						
						131	A	Clemson		3	1	150	A	NC State		3	0						
						64	A	Georgia Tech		0	3	4	H	Pittsburgh		1	3						

Non-Div. I Games:

Florida St.

Average RPI Win:		135	WON-LOST RECORD		WINNING PCT. RANK	LAST 10 GAMES	STRENGTH OF SCHEDULE		OPP. STRENGTH OF SCHEDULE	TEAM RPI	ADJ RPI	CONF. RPI	ADJ CONF. RPI
Average RPI Loss:		21	18-5		.78261 38	9-1	66		41	32	.62345 33	8	8
DIV. I ONLY			7-4		.63636 100	0	46		17	44	.60941 45	7	6
DIV. I NON-CONF.													
TOTALS		RPI 1-25	RPI 26-50		W-L RECORDS		RPI 51-100		RPI 101-150		RPI 150+		
18-5		2-3	0-1		OVERALL		3-1		5-0		8-0		
9-1		1-1	0-0		HOME		1-0		3-0		4-0		
6-3		1-1	0-1		AWAY		1-1		1-0		3-0		
3-1		0-1	0-0		NEUTRAL		1-0		1-0		1-0		
7-4		1-3	0-1		NON-CONFERENCE		1-0		2-0		3-0		
4-1		1-1	0-0		HOME		0-0		1-0		2-0		
0-2		0-1	0-1		AWAY		0-0		0-0		0-0		
3-1		0-1	0-0		NEUTRAL		1-0		1-0		1-0		
11-1		1-0	0-0		CONFERENCE		2-1		3-0		5-0		
5-0		0-0	0-0		HOME		1-0		2-0		2-0		
6-1		1-0	0-0		AWAY		1-1		1-0		3-0		
0-0		0-0	0-0		NEUTRAL		0-0		0-0		0-0		
RPI S	Opponent	Score	RPI S	Opponent	Score	RPI S	Opponent	Score	RPI S	Opponent	Score		
6 H	Nebraska	2 3	26 A	UC Santa Barbara	1 3	56 A	Pepperdine	0 3	115 A	Saint Mary's (CA)	3 0		
7 N	Washington	1 3				56 H	Pepperdine	3 2	115 H	Saint Mary's (CA)	3 1		
11 A	Hawaii	2 3				78 N	St. John's (NY)	3 0	118 H	Santa Clara	3 0		
16 A	BYU	3 2				97 A	LMU (CA)	3 1	142 N	La Salle	3 0		
20 H	Southern California	3 2							148 H	San Diego St.	3 0		
									155 A	Pacific	3 1		
									155 H	Pacific	3 0		
									161 A	Portland	3 0		
									167 H	Long Beach St.	3 0		
									174 H	Arkansas	3 0		
									211 N	Harvard	3 0		
									244 A	Gonzaga	3 0		
									259 H	San Francisco	3 0		
			LAST 10 GAMES										
			115 H	Saint Mary's (CA)	3 1	259 H	San Francisco	3 0					
			155 H	Pacific	3 0	118 H	Santa Clara	3 0					
			97 A	LMU (CA)	3 1	155 A	Pacific	3 1					
			56 A	Pepperdine	0 3	115 A	Saint Mary's (CA)	3 0					
			16 A	BYU	3 2	56 H	Pepperdine	3 2					

Non-Div. I Games:

San Diego

Average RPI Win: 118		WON-LOST	WINNING	LAST 10	STRENGTH OF		OPP. STRENGTH	TEAM	ADJ	CONF.	ADJ CONF.
Average RPI Loss: 42		RECORD	PCT. RANK	GAMES	SCHEDULE		OF SCHEDULE	RPI	RPI	RPI	RPI
DIV. I ONLY		16-6	.72727	49	7-3		45	47	34	.6221	34
DIV. I NON-CONF.		7-3	.7	73	0		28	29	26	.64247	25
TOTALS		RPI 1-25	RPI 26-50		W-L RECORDS		RPI 51-100		RPI 101-150		RPI 150+
16-6	1-2	1-3		OVERALL		4-0		6-1		4-0	
10-3	1-2	1-1		HOME		3-0		3-0		2-0	
5-2	0-0	0-1		AWAY		1-0		2-1		2-0	
1-1	0-0	0-1		NEUTRAL		0-0		1-0		0-0	
7-3	1-0	1-3		NON-CONFERENCE		2-0		2-0		1-0	
5-1	1-0	1-1		HOME		1-0		1-0		1-0	
1-1	0-0	0-1		AWAY		1-0		0-0		0-0	
1-1	0-0	0-1		NEUTRAL		0-0		1-0		0-0	
9-3	0-2	0-0		CONFERENCE		2-0		4-1		3-0	
5-2	0-2	0-0		HOME		2-0		2-0		1-0	
4-1	0-0	0-0		AWAY		0-0		2-1		2-0	
0-0	0-0	0-0		NEUTRAL		0-0		0-0		0-0	
RPI S	Opponent	Score	RPI S	Opponent	Score	RPI S	Opponent	Score	RPI S	Opponent	Score
4 H	Pittsburgh	0 3	31 N	Cincinnati	1 3	63 H	North Carolina	3 0	102 A	Boston College	3 2
21 H	Purdue	3 2	39 A	Michigan	1 3	64 H	Georgia Tech	3 1	110 A	Syracuse	1 3
24 H	Louisville	2 3	39 H	Michigan	3 2	67 A	Northern Ky.	3 1	120 A	Duke	3 1
			45 H	Wright St.	2 3	75 H	Bowling Green	3 1	131 H	Clemson	3 1
									135 N	Ball St.	3 1
									142 H	La Salle	3 1
									150 H	NC State	3 0
									176 H	Virginia	3 0
									200 H	Valparaiso	3 0
									202 A	Wake Forest	3 1
									205 A	Virginia Tech	3 1
			LAST 10 GAMES								
			102 A	Boston College	3 2	24 H	Louisville	2 3			
			110 A	Syracuse	1 3	120 A	Duke	3 1			
			176 H	Virginia	3 0	202 A	Wake Forest	3 1			
			4 H	Pittsburgh	0 3	64 H	Georgia Tech	3 1			
			205 A	Virginia Tech	3 1	131 H	Clemson	3 1			

Non-Div. I Games:

Notre Dame

Average RPI Win: 181		WON-LOST RECORD	WINNING PCT. RANK		LAST 10 GAMES	STRENGTH OF SCHEDULE		OPP. STRENGTH OF SCHEDULE		TEAM RPI	ADJ RPI	CONF. RPI	ADJ CONF. RPI		
Average RPI Loss: 163															
DIV. I ONLY		24- 1	.96	1	10-0	162		179		33	.61886	35	21	21	
DIV. I NON-CONF.		12- 1	.92308	6	0	118		142		34	.62632	35	23	22	
TOTALS		RPI 1-25		RPI 26-50		W-L RECORDS		RPI 51-100		RPI 101-150		RPI 150+			
24- 1		1- 0		0- 0		OVERALL		4- 0		6- 0		13- 1			
6- 0		0- 0		0- 0		HOME		0- 0		2- 0		4- 0			
10- 1		0- 0		0- 0		AWAY		2- 0		4- 0		4- 1			
8- 0		1- 0		0- 0		NEUTRAL		2- 0		0- 0		5- 0			
12- 1		1- 0		0- 0		NON-CONFERENCE		4- 0		2- 0		5- 1			
0- 0		0- 0		0- 0		HOME		0- 0		0- 0		0- 0			
4- 1		0- 0		0- 0		AWAY		2- 0		2- 0		0- 1			
8- 0		1- 0		0- 0		NEUTRAL		2- 0		0- 0		5- 0			
12- 0		0- 0		0- 0		CONFERENCE		0- 0		4- 0		8- 0			
6- 0		0- 0		0- 0		HOME		0- 0		2- 0		4- 0			
6- 0		0- 0		0- 0		AWAY		0- 0		2- 0		4- 0			
0- 0		0- 0		0- 0		NEUTRAL		0- 0		0- 0		0- 0			
RPI S	Opponent	Score		RPI S	Opponent	Score		RPI S	Opponent	Score		RPI S	Opponent	Score	
17 N	Rice	3 2						54 A	SMU	3 2		103 A	Loyola Chicago	3 1	
								65 N	Texas Tech	3 0		119 H	A&M-Corpus Christi	3 0	
								82 N	UTSA	3 1		129 A	Northwestern St.	3 1	
								88 A	Northwestern	3 1		140 A	UT Arlington	3 0	
												141 A	Houston Baptist	3 1	
												144 H	Sam Houston St.	3 1	
												153 N	Bradley	3 0	
												163 A	Arkansas St.	1 3	
												197 H	Southeastern La.	3 0	
												207 A	Central Ark.	3 0	
												220 N	Austin Peay	3 0	
												250 A	New Orleans	3 0	
												253 A	Lamar University	3 0	
												260 A	McNeese	3 0	
												266 H	Abilene Christian	3 0	
												268 H	Nicholls St.	3 0	
												269 N	Chicago St.	3 0	
												277 H	Incarnate Word	3 0	
												310 N	Prairie View	3 0	
												327 N	Ark.-Pine Bluff	3 0	
				LAST 10 GAMES											
				141 A Houston Baptist		3 1		268 H Nicholls St.		3 0					
				144 H Sam Houston St.		3 1		266 H Abilene Christian		3 0					
				129 A Northwestern St.		3 1		250 A New Orleans		3 0					
				207 A Central Ark.		3 0		260 A McNeese		3 0					
				197 H Southeastern La.		3 0		253 A Lamar University		3 0					

Non-Div. I Games:

SFA

Average RPI Win: 118		WON-LOST RECORD		WINNING PCT. RANK		LAST 10 GAMES		STRENGTH OF SCHEDULE		OPP. STRENGTH OF SCHEDULE		TEAM RPI		ADJ RPI		CONF. RPI		ADJ CONF. RPI	
DIV. I ONLY		14- 8		.63636 90		5-5		20		28		37		.6178 36		3		3	
DIV. I NON-CONF.		9- 3		.75 50		0		30		57		24		.64602 24		3		3	
TOTALS		RPI 1-25		RPI 26-50		W-L RECORDS		RPI 51-100		RPI 101-150		RPI 150+							
14- 8		0- 5		2- 1		OVERALL		3- 2		5- 0		4- 0							
5- 4		0- 2		2- 0		HOME		0- 2		2- 0		1- 0							
5- 3		0- 3		0- 0		AWAY		2- 0		2- 0		1- 0							
4- 1		0- 0		0- 1		NEUTRAL		1- 0		1- 0		2- 0							
9- 3		0- 1		2- 1		NON-CONFERENCE		3- 1		1- 0		3- 0							
2- 2		0- 1		2- 0		HOME		0- 1		0- 0		0- 0							
3- 0		0- 0		0- 0		AWAY		2- 0		0- 0		1- 0							
4- 1		0- 0		0- 1		NEUTRAL		1- 0		1- 0		2- 0							
5- 5		0- 4		0- 0		CONFERENCE		0- 1		4- 0		1- 0							
3- 2		0- 1		0- 0		HOME		0- 1		2- 0		1- 0							
2- 3		0- 3		0- 0		AWAY		0- 0		2- 0		0- 0							
0- 0		0- 0		0- 0		NEUTRAL		0- 0		0- 0		0- 0							
RPI S	Opponent		Score		RPI S	Opponent		Score		RPI S	Opponent		Score		RPI S	Opponent		Score	
1 A	Baylor		0 3		28 N	UCF		2 3		53 A	Ole Miss		3 1		106 A	TCU		3 0	
1 H	Baylor		0 3		38 H	South Dakota		3 0		61 N	Coastal Caro.		3 2		106 H	TCU		3 0	
2 A	Texas		1 3		47 H	UNI		3 1		65 H	Texas Tech		1 3		126 A	West Virginia		3 0	
15 H	Penn St.		0 3							81 H	LSU		2 3		136 H	Kansas		3 0	
25 A	Oklahoma		1 3							84 A	Iowa		3 2		150 N	NC State		3 1	
															168 N	Lipscomb		3 0	
															189 H	Kansas St.		3 0	
															191 N	Western Caro.		3 1	
															198 A	Appalachian St.		3 0	
LAST 10 GAMES																			
	1 A Baylor		0 3			65 H Texas Tech		1 3			1 H Baylor		0 3						
	106 A TCU		3 0			126 A West Virginia		3 0			136 H Kansas		3 0						
	189 H Kansas St.		3 0			2 A Texas		1 3											
	25 A Oklahoma		1 3																
	106 H TCU		3 0																

Non-Div. I Games:

Iowa St.

Average RPI Win: 127		WON-LOST RECORD		WINNING PCT. RANK		LAST 10 GAMES		STRENGTH OF SCHEDULE		OPP. STRENGTH OF SCHEDULE		TEAM RPI		ADJ RPI		CONF. RPI		ADJ CONF. RPI					
DIV. I ONLY		19- 5		.79167 34		7-3		109		34		40		.61657 37		1		1					
DIV. I NON-CONF.		11- 1		.91667 7		0		200		160		56		.59168 57		1		1					
TOTALS		RPI 1-25		RPI 26-50		W-L RECORDS		RPI 51-100		RPI 101-150		RPI 150+											
19- 5		4- 2		0- 2		OVERALL		4- 1		5- 0		6- 0											
9- 2		2- 1		0- 1		HOME		2- 0		3- 0		2- 0											
6- 2		2- 1		0- 1		AWAY		2- 0		1- 0		1- 0											
4- 1		0- 0		0- 0		NEUTRAL		0- 1		1- 0		3- 0											
11- 1		0- 0		0- 0		NON-CONFERENCE		1- 1		4- 0		6- 0											
4- 0		0- 0		0- 0		HOME		0- 0		2- 0		2- 0											
3- 0		0- 0		0- 0		AWAY		1- 0		1- 0		1- 0											
4- 1		0- 0		0- 0		NEUTRAL		0- 1		1- 0		3- 0											
8- 4		4- 2		0- 2		CONFERENCE		3- 0		1- 0		0- 0											
5- 2		2- 1		0- 1		HOME		2- 0		1- 0		0- 0											
3- 2		2- 1		0- 1		AWAY		1- 0		0- 0		0- 0											
0- 0		0- 0		0- 0		NEUTRAL		0- 0		0- 0		0- 0											
RPI	S	Opponent		Score		RPI	S	Opponent		Score		RPI	S	Opponent		Score							
7	H	Washington		3	1	30	A	California		2	3	60	A	Colorado		3	0	101	H	Oregon St.	3	1	
14	A	UCLA		0	3	49	H	Arizona St.		2	3	62	A	James Madison		3	0	128	H	Liberty	3	0	
14	H	UCLA		0	3							66	H	Oregon		3	1	130	A	UTRGV	3	1	
20	A	Southern California		3	2							79	H	Arizona		3	0	140	H	UT Arlington	3	0	
20	H	Southern California		3	1							84	N	Iowa		0	3	141	N	Houston Baptist	3	0	
22	A	Utah		3	2													161	A	Portland	3	0	
																		175	H	Idaho	3	0	
																		215	N	Stony Brook	3	0	
																		272	H	Idaho St.	3	0	
																		295	N	Utah St.	3	1	
																		326	N	Texas Southern	3	0	
LAST 10 GAMES																							
20	H	Southern California		3	1	79	H	Arizona		3	0	101	H	Oregon St.		3	1						
14	H	UCLA		0	3	101	H	Oregon St.		3	1	66	H	Oregon		3	1						
22	A	Utah		3	2	20	A	Southern California		3	2	14	A	UCLA		0	3						
60	A	Colorado		3	0																		
49	H	Arizona St.		2	3																		

Non-Div. I Games:

Washington St.

Average RPI Win:	180	WON-LOST RECORD	WINNING PCT. RANK	LAST 10 GAMES	STRENGTH OF SCHEDULE	OPP. STRENGTH OF SCHEDULE	TEAM RPI	ADJ RPI	CONF. RPI	ADJ CONF. RPI		
Average RPI Loss:	36											
DIV. I ONLY		23- 1	.95833	3	10-0	187	128	36	.61418	38	22	22
DIV. I NON-CONF.		11- 1	.91667	7	0	146	61	36	.62017	38	21	21
<hr/>												
TOTALS	RPI 1-25	RPI 26-50		W-L RECORDS		RPI 51-100		RPI 101-150		RPI 150+		
23- 1	0- 0	0- 1		OVERALL		5- 0		2- 0		16- 0		
8- 0	0- 0	0- 0		HOME		3- 0		1- 0		4- 0		
9- 1	0- 0	0- 1		AWAY		1- 0		1- 0		7- 0		
6- 0	0- 0	0- 0		NEUTRAL		1- 0		0- 0		5- 0		
11- 1	0- 0	0- 1		NON-CONFERENCE		3- 0		2- 0		6- 0		
3- 0	0- 0	0- 0		HOME		2- 0		1- 0		0- 0		
3- 1	0- 0	0- 1		AWAY		0- 0		1- 0		2- 0		
5- 0	0- 0	0- 0		NEUTRAL		1- 0		0- 0		4- 0		
12- 0	0- 0	0- 0		CONFERENCE		2- 0		0- 0		10- 0		
5- 0	0- 0	0- 0		HOME		1- 0		0- 0		4- 0		
6- 0	0- 0	0- 0		AWAY		1- 0		0- 0		5- 0		
1- 0	0- 0	0- 0		NEUTRAL		0- 0		0- 0		1- 0		
<hr/>												
RPI S	Opponent	Score	RPI S	Opponent	Score	RPI S	Opponent	Score	RPI S	Opponent	Score	
36 A	Iowa St.	0 3	69 N	Tulsa	3 0	117 A	UMKC	3 0				
			71 H	Wyoming	3 1	137 H	UC Davis	3 0				
			84 H	Iowa	3 2	153 A	Bradley	3 1				
			93 A	Denver	3 2	157 A	Omaha	3 1				
			93 H	Denver	3 1	157 H	Omaha	3 2				
						166 N	Murray St.	3 0				
						172 A	North Dakota St.	3 2				
						173 N	Louisiana Tech	3 0				
						182 N	Purdue Fort Wayne	3 0				
						200 N	Valparaiso	3 1				
						214 A	IUPUI	3 1				
						235 N	Northern Ill.	3 0				
						263 A	North Dakota	3 0				
						263 H	North Dakota	3 0				
						275 A	Oral Roberts	3 0				
						275 H	Oral Roberts	3 1				
						290 A	South Dakota St.	3 0				
						301 H	Western Ill.	3 0				
<hr/>												
LAST 10 GAMES												
	93 H	Denver	3	1		301 H	Western Ill.	3	0			
	157 A	Omaha	3	1		172 A	North Dakota St.	3	2			
	263 A	North Dakota	3	0		290 A	South Dakota St.	3	0			
	275 A	Oral Roberts	3	0		93 A	Denver	3	2			
	182 N	Purdue Fort Wayne	3	0		157 H	Omaha	3	2			

Non-Div. I Games:

South Dakota

Average RPI Win: 120		WON-LOST RECORD		WINNING PCT. RANK		LAST 10 GAMES		STRENGTH OF SCHEDULE		OPP. STRENGTH OF SCHEDULE		TEAM RPI		ADJ RPI		CONF. RPI		ADJ CONF. RPI	
DIV. I ONLY		15- 7		.68182 70		6-4		49		20		39		.61275 39		2		2	
DIV. I NON-CONF.		7- 3		.7 73		0		66		86		51		.59889 51		2		2	
TOTALS		RPI 1-25		RPI 26-50		W-L RECORDS		RPI 51-100		RPI 101-150		RPI 150+							
15- 7		0- 5		4- 1		OVERALL		2- 1		4- 0		5- 0							
8- 3		0- 3		2- 0		HOME		0- 0		2- 0		4- 0							
6- 3		0- 1		2- 1		AWAY		2- 1		2- 0		0- 0							
1- 1		0- 1		0- 0		NEUTRAL		0- 0		0- 0		1- 0							
7- 3		0- 1		1- 1		NON-CONFERENCE		0- 1		1- 0		5- 0							
6- 0		0- 0		1- 0		HOME		0- 0		1- 0		4- 0							
0- 2		0- 0		0- 1		AWAY		0- 1		0- 0		0- 0							
1- 1		0- 1		0- 0		NEUTRAL		0- 0		0- 0		1- 0							
8- 4		0- 4		3- 0		CONFERENCE		2- 0		3- 0		0- 0							
2- 3		0- 3		1- 0		HOME		0- 0		1- 0		0- 0							
6- 1		0- 1		2- 0		AWAY		2- 0		2- 0		0- 0							
0- 0		0- 0		0- 0		NEUTRAL		0- 0		0- 0		0- 0							
RPI S	Opponent	Score		RPI S	Opponent	Score		RPI S	Opponent	Score		RPI S	Opponent	Score					
3	H Wisconsin	1	3	34	A Notre Dame	2	3	51	A Dayton	2	3	109	A Rutgers	3	0				
6	A Nebraska	0	3	34	H Notre Dame	3	1	84	A Iowa	3	1	109	H Rutgers	3	0				
8	H Minnesota	2	3	40	A Illinois	3	1	88	A Northwestern	3	2	111	A Maryland	3	0				
15	H Penn St.	1	3	50	A Ohio St.	3	0					124	H Oakland	3	0				
23	N Missouri	0	3	50	H Ohio St.	3	0					151	H Northern Ariz.	3	2				
												152	H Navy	3	0				
												221	H Eastern Mich.	3	0				
												235	N Northern Ill.	3	0				
												249	H Tennessee Tech	3	0				
				LAST 10 GAMES															
				88	A Northwestern	3	2	15	H Penn St.	1	3								
				40	A Illinois	3	1	6	A Nebraska	0	3								
				3	H Wisconsin	1	3	84	A Iowa	3	1								
				8	H Minnesota	2	3	50	A Ohio St.	3	0								
				109	H Rutgers	3	0	111	A Maryland	3	0								

Average RPI Win:		72	WON-LOST RECORD		WINNING PCT. RANK		LAST 10 GAMES		STRENGTH OF SCHEDULE		OPP. STRENGTH OF SCHEDULE		TEAM RPI		ADJ RPI		CONF. RPI		ADJ CONF. RPI			
DIV. I ONLY			11- 10		.52381	141	5-5		8		8		42		.61233		40		2		2	
DIV. I NON-CONF.			5- 4		.55556	140	0		47		11		58		.59449		56		2		2	
TOTALS		RPI 1-25		RPI 26-50		W-L RECORDS		RPI 51-100		RPI 101-150		RPI 150+										
11- 10		2- 6		1- 2		OVERALL		7- 1		0- 1		1- 0										
5- 4		0- 2		1- 1		HOME		4- 1		0- 0		0- 0										
3- 4		1- 3		0- 0		AWAY		2- 0		0- 1		0- 0										
3- 2		1- 1		0- 1		NEUTRAL		1- 0		0- 0		1- 0										
5- 4		1- 1		0- 1		NON-CONFERENCE		3- 1		0- 1		1- 0										
1- 1		0- 0		0- 0		HOME		1- 1		0- 0		0- 0										
1- 1		0- 0		0- 0		AWAY		1- 0		0- 1		0- 0										
3- 2		1- 1		0- 1		NEUTRAL		1- 0		0- 0		1- 0										
6- 6		1- 5		1- 1		CONFERENCE		4- 0		0- 0		0- 0										
4- 3		0- 2		1- 1		HOME		3- 0		0- 0		0- 0										
2- 3		1- 3		0- 0		AWAY		1- 0		0- 0		0- 0										
0- 0		0- 0		0- 0		NEUTRAL		0- 0		0- 0		0- 0										
RPI	S	Opponent		Score		RPI	S	Opponent		Score		RPI	S	Opponent		Score						
3	A	Wisconsin		2	3	28	N	UCF		1	3	57	A	Tennessee		3	2					
6	H	Nebraska		2	3	39	H	Michigan		1	3	57	H	Tennessee		3	2					
7	N	Washington		2	3	50	H	Ohio St.		3	0	60	H	Colorado		0	3					
8	A	Minnesota		1	3							76	H	Michigan St.		3	0					
8	H	Minnesota		1	3							84	H	Iowa		3	0					
12	N	Marquette		3	2							91	A	Indiana		3	0					
15	A	Penn St.		2	3							91	H	Indiana		3	0					
21	A	Purdue		3	1							97	N	LMU (CA)		3	1					
LAST 10 GAMES																						
76 H Michigan St.						3	0	3 A Wisconsin						2	3							
39 H Michigan						1	3	91 H Indiana						3	0							
50 H Ohio St.						3	0	8 H Minnesota						1	3							
15 A Penn St.						2	3	21 A Purdue						3	1							
8 A Minnesota						1	3	91 A Indiana						3	0							

Non-Div. I Games:

Illinois

Average RPI Win:		146	WON-LOST RECORD		WINNING PCT. RANK		LAST 10 GAMES		STRENGTH OF SCHEDULE		OPP. STRENGTH OF SCHEDULE		TEAM RPI	ADJ RPI		CONF. RPI	ADJ CONF. RPI
DIV. I ONLY			16- 7		.69565 63		8-2		51		51		41	.61193 41		9	9
DIV. I NON-CONF.			7- 5		.58333 116		0		37		23		48	.60556 47		9	9
TOTALS		RPI 1-25		RPI 26-50		W-L RECORDS		RPI 51-100		RPI 101-150		RPI 150+					
16- 7		2- 5		0- 1		OVERALL		2- 0		5- 1		7- 0					
8- 0		1- 0		0- 0		HOME		0- 0		3- 0		4- 0					
6- 4		0- 3		0- 1		AWAY		2- 0		1- 0		3- 0					
2- 3		1- 2		0- 0		NEUTRAL		0- 0		1- 1		0- 0					
7- 5		1- 4		0- 0		NON-CONFERENCE		2- 0		3- 1		1- 0					
3- 0		0- 0		0- 0		HOME		0- 0		2- 0		1- 0					
2- 2		0- 2		0- 0		AWAY		2- 0		0- 0		0- 0					
2- 3		1- 2		0- 0		NEUTRAL		0- 0		1- 1		0- 0					
9- 2		1- 1		0- 1		CONFERENCE		0- 0		2- 0		6- 0					
5- 0		1- 0		0- 0		HOME		0- 0		1- 0		3- 0					
4- 2		0- 1		0- 1		AWAY		0- 0		1- 0		3- 0					
0- 0		0- 0		0- 0		NEUTRAL		0- 0		0- 0		0- 0					
RPI	S	Opponent		Score		RPI	S	Opponent		Score		RPI	S	Opponent		Score	
4	N	Pittsburgh		1	3	26	A	UC Santa Barbara		1	3	56	A	Pepperdine		3	2
11	A	Hawaii		1	3							100	A	Northern Colo.		3	2
11	H	Hawaii		3	0							101	N	Oregon St.		3	1
13	N	Kentucky		0	3							115	N	Saint Mary's (CA)		0	3
18	A	Colorado St.		0	3							122	H	North Texas		3	0
22	A	Utah		2	3							127	H	Wichita St.		3	2
22	N	Utah		3	2							137	A	UC Davis		3	0
												137	H	UC Davis		3	2
												167	H	Long Beach St.		3	0
												170	A	Cal St. Fullerton		3	0
												180	H	CSUN		3	0
												231	A	UC Irvine		3	0
												239	H	San Jose St.		3	0
												267	A	UC Riverside		3	0
												267	H	UC Riverside		3	0
LAST 10 GAMES																	
						11	A	Hawaii		1	3	11	H	Hawaii		3	0
						180	H	CSUN		3	0	137	H	UC Davis		3	2
						137	A	UC Davis		3	0	267	H	UC Riverside		3	0
						267	A	UC Riverside		3	0	231	A	UC Irvine		3	0
						26	A	UC Santa Barbara		1	3	170	A	Cal St. Fullerton		3	0

Non-Div. I Games:

Cal Poly

T
O
W
S
O
N

Towson					Through Games Of Through Nov. 3							
Average RPI Win:	197	WON-LOST RECORD	WINNING PCT. RANK	LAST 10 GAMES	STRENGTH OF SCHEDULE	OPP. STRENGTH OF SCHEDULE	TEAM RPI	ADJ RPI	CONF. RPI	ADJ CONF. RPI		
Average RPI Loss:	85											
DIV. I ONLY	22- 2	.91667	8	10-0	135	214	38	.60954	42	16	17	
DIV. I NON-CONF.	10- 2	.83333	25	0	197	204	75	.56725	77	19	19	
<hr/>												
TOTALS	RPI 1-25	RPI 26-50		W-L RECORDS		RPI 51-100		RPI 101-150		RPI 150+		
22- 2	0- 0	0- 0		OVERALL		3- 1		2- 1		17- 0		
10- 1	0- 0	0- 0		HOME		1- 1		1- 0		8- 0		
8- 1	0- 0	0- 0		AWAY		1- 0		1- 1		6- 0		
4- 0	0- 0	0- 0		NEUTRAL		1- 0		0- 0		3- 0		
<hr/>												
10- 2	0- 0	0- 0		NON-CONFERENCE		1- 1		0- 1		9- 0		
4- 1	0- 0	0- 0		HOME		0- 1		0- 0		4- 0		
2- 1	0- 0	0- 0		AWAY		0- 0		0- 1		2- 0		
4- 0	0- 0	0- 0		NEUTRAL		1- 0		0- 0		3- 0		
<hr/>												
12- 0	0- 0	0- 0		CONFERENCE		2- 0		2- 0		8- 0		
6- 0	0- 0	0- 0		HOME		1- 0		1- 0		4- 0		
6- 0	0- 0	0- 0		AWAY		1- 0		1- 0		4- 0		
0- 0	0- 0	0- 0		NEUTRAL		0- 0		0- 0		0- 0		
<hr/>												
RPI S	Opponent	Score	RPI S	Opponent	Score	RPI S	Opponent	Score	RPI S	Opponent	Score	
						61 H	Coastal Caro.	2 3	109 A	Rutgers	1 3	
						62 A	James Madison	3 1	125 A	Hofstra	3 1	
						62 H	James Madison	3 1	125 H	Hofstra	3 0	
						80 N	Princeton	3 0	171 H	UNCW	3 1	
									176 N	Virginia	3 1	
									183 H	New Hampshire	3 0	
									192 H	Albany (NY)	3 0	
									195 A	Northeastern	3 0	
									195 H	Northeastern	3 0	
									196 H	Youngstown St.	3 0	
									199 A	Loyola Maryland	3 0	
									213 A	Delaware	3 0	
									213 H	Delaware	3 0	
									227 A	Elon	3 1	
									252 H	Col. of Charleston	3 0	
									281 A	William & Mary	3 0	
									285 N	Seton Hall	3 0	
									287 N	Quinnipiac	3 0	
									296 A	Morgan St.	3 0	
									319 H	NJIT	3 0	
			LAST 10 GAMES									
			213 H	Delaware	3 0	171 H	UNCW	3 1				
			62 H	James Madison	3 1	227 A	Elon	3 1				
			125 A	Hofstra	3 1	281 A	William & Mary	3 0				
			195 A	Northeastern	3 0	125 H	Hofstra	3 0				
			252 H	Col. of Charleston	3 0	195 H	Northeastern	3 0				

T
O
W
S
O
N

Non-Div. I Games:

Towson

Average RPI Win:		158	WON-LOST RECORD		WINNING PCT. RANK		LAST 10 GAMES		STRENGTH OF SCHEDULE		OPP. STRENGTH OF SCHEDULE		TEAM RPI		ADJ RPI		CONF. RPI		ADJ CONF. RPI	
DIV. I ONLY			19- 8		.7037 59		9-1		48		79		44		.60626 43		15		15	
DIV. I NON-CONF.			8- 6		.57143 134		0		18		21		38		.62146 37		16		16	
TOTALS		RPI 1-25		RPI 26-50		W-L RECORDS		RPI 51-100		RPI 101-150		RPI 150+								
19- 8		0- 5		1- 1		OVERALL		3- 0		6- 0		9- 2								
10- 3		0- 2		0- 1		HOME		2- 0		3- 0		5- 0								
6- 4		0- 2		0- 0		AWAY		1- 0		1- 0		4- 2								
3- 1		0- 1		1- 0		NEUTRAL		0- 0		2- 0		0- 0								
8- 6		0- 5		1- 1		NON-CONFERENCE		1- 0		4- 0		2- 0								
4- 3		0- 2		0- 1		HOME		1- 0		2- 0		1- 0								
1- 2		0- 2		0- 0		AWAY		0- 0		0- 0		1- 0								
3- 1		0- 1		1- 0		NEUTRAL		0- 0		2- 0		0- 0								
11- 2		0- 0		0- 0		CONFERENCE		2- 0		2- 0		7- 2								
6- 0		0- 0		0- 0		HOME		1- 0		1- 0		4- 0								
5- 2		0- 0		0- 0		AWAY		1- 0		1- 0		3- 2								
0- 0		0- 0		0- 0		NEUTRAL		0- 0		0- 0		0- 0								
RPI	S	Opponent		Score		RPI	S	Opponent		Score		RPI	S	Opponent		Score				
1	A	Baylor		0	3	29	N	Georgia		3	0	61	A	Coastal Caro.		3	1			
9	A	Texas A&M		1	3	47	H	UNI		0	3	71	H	Troy		3	0			
14	N	UCLA		0	3							82	H	UTSA		3	1			
17	H	Rice		0	3									132 H South Alabama		3	1			
20	H	Southern California		1	3									140 A UT Arlington		3	0			
														144 H Sam Houston St.		3	0			
														154 H George Washington		3	0			
														163 A Arkansas St.		2	3			
														167 A Long Beach St.		3	2			
														177 A Louisiana		2	3			
														177 H Louisiana		3	1			
														190 H Georgia St.		3	0			
														198 A Appalachian St.		3	2			
														226 H Ga. Southern		3	0			
														274 A Little Rock		3	0			
														286 A La.-Monroe		3	0			
														286 H La.-Monroe		3	0			
LAST 10 GAMES																				
177 A Louisiana						2	3	71 H Troy						3	0					
286 A La.-Monroe						3	0	226 H Ga. Southern						3	0					
198 A Appalachian St.						3	2	190 H Georgia St.						3	0					
61 A Coastal Caro.						3	1	140 A UT Arlington						3	0					
132 H South Alabama						3	1	274 A Little Rock						3	0					

Non-Div. I Games:

Texas St.

Average RPI Win:		135	WON-LOST RECORD		14- 8	WINNING PCT. RANK		.63636	90	LAST 10 GAMES		6-4	STRENGTH OF SCHEDULE		36	OPP. STRENGTH OF SCHEDULE		32	TEAM RPI		43	ADJ RPI		.60239	44	CONF. RPI		4	ADJ CONF. RPI		4							
Average RPI Loss:		16			8- 4			.66667	87			0			44			35			42			.61069	43			4			4							
DIV. I ONLY				14- 8				.63636				90				36				43				.60239				44				4						
DIV. I NON-CONF.				8- 4				.66667				87				44				42				.61069				43				4						
TOTALS		RPI 1-25		RPI 26-50		W-L RECORDS		RPI 51-100		RPI 101-150		RPI 150+																										
14- 8		0- 5		0- 3		OVERALL		4- 0		5- 0		5- 0																										
9- 1		0- 0		0- 1		HOME		4- 0		2- 0		3- 0																										
2- 5		0- 4		0- 1		AWAY		0- 0		1- 0		1- 0																										
3- 2		0- 1		0- 1		NEUTRAL		0- 0		2- 0		1- 0																										
8- 4		0- 2		0- 2		NON-CONFERENCE		1- 0		5- 0		2- 0																										
4- 0		0- 0		0- 0		HOME		1- 0		2- 0		1- 0																										
1- 2		0- 1		0- 1		AWAY		0- 0		1- 0		0- 0																										
3- 2		0- 1		0- 1		NEUTRAL		0- 0		2- 0		1- 0																										
6- 4		0- 3		0- 1		CONFERENCE		3- 0		0- 0		3- 0																										
5- 1		0- 0		0- 1		HOME		3- 0		0- 0		2- 0																										
1- 3		0- 3		0- 0		AWAY		0- 0		0- 0		1- 0																										
0- 0		0- 0		0- 0		NEUTRAL		0- 0		0- 0		0- 0																										
RPI	S	Opponent			Score		RPI	S	Opponent			Score		RPI	S	Opponent			Score		RPI	S	Opponent			Score		RPI	S	Opponent			Score					
3	N	Wisconsin			0	3	28	A	UCF			0	3	57	H	Tennessee			3	0	105	H	Kennesaw St.			3	0	111	H	Maryland			3	2				
4	A	Pittsburgh			0	3	29	H	Georgia			2	3	77	H	Alabama			3	0	131	A	Clemson			3	2	136	N	Kansas			3	1				
9	A	Texas A&M			0	3	31	N	Cincinnati			1	3	81	H	LSU			3	0	139	N	Cleveland St.			3	2	174	A	Arkansas			3	2				
10	A	Florida			0	3					57	H	High Point			3	1	181	H	Mississippi St.			3	0	192	N	Albany (NY)			3	0	194	H	Charlotte			3	0
13	A	Kentucky			0	3									98	H						209	H	Auburn			3	0										
LAST 10 GAMES																																						
				81 H LSU				3		0						9 A Texas A&M				0		3																
				77 H Alabama				3		0						181 H Mississippi St.				3		0																
				57 H Tennessee				3		0						13 A Kentucky				0		3																
				10 A Florida				0		3						209 H Auburn				3		0																
				174 A Arkansas				3		2						29 H Georgia				2		3																

Non-Div. I Games:

South Carolina

Average RPI Win: 162		WON-LOST	WINNING	LAST 10	STRENGTH OF		OPP. STRENGTH	TEAM	ADJ	CONF.	ADJ CONF.
Average RPI Loss: 64		RECORD	PCT. RANK	GAMES	SCHEDULE		OF SCHEDULE	RPI	RPI	RPI	RPI
DIV. I ONLY		20- 4	.83333	22	7-3		155	83	45	.59829	45
DIV. I NON-CONF.		11- 1	.91667	7	0		239	123	61	.58246	61
TOTALS		RPI 1-25	RPI 26-50		W-L RECORDS		RPI 51-100		RPI 101-150		RPI 150+
20- 4	0- 0	2- 1		OVERALL		3- 3		6- 0		9- 0	
10- 0	0- 0	1- 0		HOME		2- 0		2- 0		5- 0	
5- 3	0- 0	1- 1		AWAY		1- 2		2- 0		1- 0	
5- 1	0- 0	0- 0		NEUTRAL		0- 1		2- 0		3- 0	
11- 1	0- 0	1- 0		NON-CONFERENCE		0- 1		4- 0		6- 0	
3- 0	0- 0	0- 0		HOME		0- 0		0- 0		3- 0	
3- 0	0- 0	1- 0		AWAY		0- 0		2- 0		0- 0	
5- 1	0- 0	0- 0		NEUTRAL		0- 1		2- 0		3- 0	
9- 3	0- 0	1- 1		CONFERENCE		3- 2		2- 0		3- 0	
7- 0	0- 0	1- 0		HOME		2- 0		2- 0		2- 0	
2- 3	0- 0	0- 1		AWAY		1- 2		0- 0		1- 0	
0- 0	0- 0	0- 0		NEUTRAL		0- 0		0- 0		0- 0	
RPI S	Opponent	Score	RPI S	Opponent	Score	RPI S	Opponent	Score	RPI S	Opponent	Score
			34 A	Notre Dame	3 2	52 A	Milwaukee	1 3	116 N	Akron	3 0
			46 A	Green Bay	1 3	52 H	Milwaukee	3 0	124 H	Oakland	3 0
			46 H	Green Bay	3 1	67 A	Northern Ky.	3 1	135 A	Ball St.	3 2
						67 H	Northern Ky.	3 2	139 H	Cleveland St.	3 1
						75 N	Bowling Green	1 3	142 N	La Salle	3 1
						83 A	UIC	0 3	149 A	Xavier	3 0
									196 H	Youngstown St.	3 0
									214 A	IUPUI	3 1
									214 H	IUPUI	3 0
									220 N	Austin Peay	3 0
									229 N	Missouri St.	3 0
									256 H	Toledo	3 0
									265 H	Indiana St.	3 2
									281 N	William & Mary	3 0
									301 H	Western Ill.	3 0
LAST 10 GAMES											
			46 H	Green Bay	3 1	46 A	Green Bay	1 3			
			52 H	Milwaukee	3 0	83 A	UIC	0 3			
			214 A	IUPUI	3 1	139 H	Cleveland St.	3 1			
			67 A	Northern Ky.	3 1	214 H	IUPUI	3 0			
			52 A	Milwaukee	1 3	67 H	Northern Ky.	3 2			

Non-Div. I Games:

Wright St.

Average RPI Win:		143	WON-LOST RECORD		WINNING PCT. RANK	LAST 10 GAMES		STRENGTH OF SCHEDULE		OPP. STRENGTH OF SCHEDULE	TEAM RPI	ADJ RPI	CONF. RPI	ADJ CONF. RPI					
Average RPI Loss:		67																	
DIV. I ONLY			17- 7		.70833	55	8-2		69		66	46	.59726	46	6	6			
DIV. I NON-CONF.			8- 4		.66667	87	0		88		73	62	.58245	62	6	7			
TOTALS		RPI 1-25		RPI 26-50		W-L RECORDS		RPI 51-100		RPI 101-150		RPI 150+							
17- 7		0- 2		2- 2		OVERALL		3- 1		5- 1		7- 1							
9- 1		0- 0		1- 0		HOME		1- 1		3- 0		4- 0							
5- 5		0- 2		0- 1		AWAY		2- 0		1- 1		2- 1							
3- 1		0- 0		1- 1		NEUTRAL		0- 0		1- 0		1- 0							
8- 4		0- 2		1- 1		NON-CONFERENCE		0- 0		2- 0		5- 1							
4- 0		0- 0		0- 0		HOME		0- 0		1- 0		3- 0							
1- 3		0- 2		0- 0		AWAY		0- 0		0- 0		1- 1							
3- 1		0- 0		1- 1		NEUTRAL		0- 0		1- 0		1- 0							
9- 3		0- 0		1- 1		CONFERENCE		3- 1		3- 1		2- 0							
5- 1		0- 0		1- 0		HOME		1- 1		2- 0		1- 0							
4- 2		0- 0		0- 1		AWAY		2- 0		1- 1		1- 0							
0- 0		0- 0		0- 0		NEUTRAL		0- 0		0- 0		0- 0							
RPI	S	Opponent		Score		RPI	S	Opponent		Score		RPI	S	Opponent		Score			
4	A	Pittsburgh		0	3	45	A	Wright St.		1	3	52	H	Milwaukee		0	3		
12	A	Marquette		0	3	45	H	Wright St.		3	1	67	A	Northern Ky.		3	1		
						47	N	UNI		0	3	67	H	Northern Ky.		3	1		
						50	N	Ohio St.		3	1	83	A	UIC		3	2		
														113	N	Saint Louis		3	0
														124	A	Oakland		3	2
														124	H	Oakland		3	0
														139	A	Cleveland St.		2	3
														139	H	Cleveland St.		3	0
														143	H	Ohio		3	1
														172	A	North Dakota St.		0	3
														184	N	Buffalo		3	0
														195	H	Northeastern		3	1
														196	A	Youngstown St.		3	0
														201	H	Fresno St.		3	0
														214	H	IUPUI		3	2
														216	A	Duquesne		3	2
														265	H	Indiana St.		3	2
LAST 10 GAMES																			
						45	A	Wright St.		1	3	45	H	Wright St.		3	1		
						67	A	Northern Ky.		3	1	214	H	IUPUI		3	2		
						124	H	Oakland		3	0	196	A	Youngstown St.		3	0		
						139	H	Cleveland St.		3	0	139	A	Cleveland St.		2	3		
						67	H	Northern Ky.		3	1	124	A	Oakland		3	2		

Non-Div. I Games:

Green Bay

Average RPI Win:		175	WON-LOST RECORD		WINNING PCT. RANK		LAST 10 GAMES		STRENGTH OF SCHEDULE		OPP. STRENGTH OF SCHEDULE		TEAM RPI		ADJ RPI		CONF. RPI		ADJ CONF. RPI			
DIV. I ONLY			18- 9		.66667	78	9-1		54		78	47		.59517	47		19		19			
DIV. I NON-CONF.			6- 8		.42857	212	0		11		19	54		.59813	52		13		13			
TOTALS		RPI 1-25		RPI 26-50		W-L RECORDS		RPI 51-100		RPI 101-150		RPI 150+										
18- 9		0- 6		2- 1		OVERALL		0- 1		4- 1		12- 0										
6- 4		0- 3		0- 0		HOME		0- 0		0- 1		6- 0										
7- 4		0- 3		1- 1		AWAY		0- 0		1- 0		5- 0										
5- 1		0- 0		1- 0		NEUTRAL		0- 1		3- 0		1- 0										
6- 8		0- 6		2- 1		NON-CONFERENCE		0- 1		3- 0		1- 0										
0- 3		0- 3		0- 0		HOME		0- 0		0- 0		0- 0										
1- 4		0- 3		1- 1		AWAY		0- 0		0- 0		0- 0										
5- 1		0- 0		1- 0		NEUTRAL		0- 1		3- 0		1- 0										
12- 1		0- 0		0- 0		CONFERENCE		0- 0		1- 1		11- 0										
6- 1		0- 0		0- 0		HOME		0- 0		0- 1		6- 0										
6- 0		0- 0		0- 0		AWAY		0- 0		1- 0		5- 0										
0- 0		0- 0		0- 0		NEUTRAL		0- 0		0- 0		0- 0										
RPI	S	Opponent		Score		RPI	S	Opponent		Score		RPI	S	Opponent		Score						
2	A	Texas		1	3	36	A	Iowa St.		1	3	92	N	Boise St.		0	3	103	A	Loyola Chicago	3	1
12	A	Marquette		1	3	43	A	Texas St.		3	0			112 H Illinois St.		2	3					
13	H	Kentucky		0	3	46	N	Green Bay		3	0			113 N Saint Louis		3	0					
19	H	Creighton		2	3									117 N UMKC		3	1					
20	H	Southern California		1	3									128 N Liberty		3	1					
23	A	Missouri		1	3									153 H Bradley		3	1					
														188 A Evansville		3	2					
														188 H Evansville		3	1					
														200 A Valparaiso		3	0					
														210 A Southern Ill.		3	0					
														210 H Southern Ill.		3	1					
														220 N Austin Peay		3	1					
														229 A Missouri St.		3	0					
														229 H Missouri St.		3	0					
														248 H Drake		3	0					
														265 A Indiana St.		3	0					
														265 H Indiana St.		3	1					
						LAST 10 GAMES																
						229	H	Missouri St.		3	0	248	H	Drake		3	0					
						210	H	Southern Ill.		3	1	112	H	Illinois St.		2	3					
						188	A	Evansville		3	2	153	H	Bradley		3	1					
						265	A	Indiana St.		3	0	210	A	Southern Ill.		3	0					
						103	A	Loyola Chicago		3	1	229	A	Missouri St.		3	0					

Non-Div. I Games:

UNI

Average RPI Win: 174		WON-LOST RECORD	WINNING PCT. RANK		LAST 10 GAMES		STRENGTH OF SCHEDULE		OPP. STRENGTH OF SCHEDULE		TEAM RPI	ADJ RPI	CONF. RPI	ADJ CONF. RPI									
Average RPI Loss: 44																							
DIV. I ONLY		19- 5	.79167	34	10-0		129		92		48	.59193	48	18	18								
DIV. I NON-CONF.		9- 5	.64286	97	0		73		44		60	.58697	59	15	15								
TOTALS		RPI 1-25		RPI 26-50		W-L RECORDS		RPI 51-100		RPI 101-150		RPI 150+											
19- 5		0- 1		0- 2		OVERALL		4- 2		4- 0		11- 0											
10- 1		0- 0		0- 1		HOME		1- 0		2- 0		7- 0											
5- 2		0- 0		0- 1		AWAY		1- 1		2- 0		2- 0											
4- 2		0- 1		0- 0		NEUTRAL		2- 1		0- 0		2- 0											
9- 5		0- 1		0- 2		NON-CONFERENCE		4- 2		2- 0		3- 0											
3- 1		0- 0		0- 1		HOME		1- 0		1- 0		1- 0											
2- 2		0- 0		0- 1		AWAY		1- 1		1- 0		0- 0											
4- 2		0- 1		0- 0		NEUTRAL		2- 1		0- 0		2- 0											
10- 0		0- 0		0- 0		CONFERENCE		0- 0		2- 0		8- 0											
7- 0		0- 0		0- 0		HOME		0- 0		1- 0		6- 0											
3- 0		0- 0		0- 0		AWAY		0- 0		1- 0		2- 0											
0- 0		0- 0		0- 0		NEUTRAL		0- 0		0- 0		0- 0											
RPI	S	Opponent		Score		RPI	S	Opponent		Score		RPI	S	Opponent		Score							
16	N	BYU		1 3		26	H	UC Santa Barbara		2 3		62	A	James Madison		1 3							
						50	A	Ohio St.		1 3		63	A	North Carolina		3 1							
												65	N	Texas Tech		0 3							
												70	N	Colgate		3 2							
												77	H	Alabama		3 2							
												98	N	High Point		3 0							
														127 A Wichita St.		3 0							
														142 A La Salle		3 0							
														142 H La Salle		3 2							
														150 H NC State		3 0							
														154 H George Washington		3 0							
														193 N Lehigh		3 0							
														205 H Virginia Tech		3 1							
														208 A Davidson		3 0							
														208 H Davidson		3 0							
														216 A Duquesne		3 0							
														216 H Duquesne		3 0							
														241 N Radford		3 0							
														247 H Fordham		3 0							
														258 H Rhode Island		3 0							
														300 H George Mason		3 0							
LAST 10 GAMES																							
154 H George Washington						3 0						247 H Fordham						3 0					
300 H George Mason						3 0						258 H Rhode Island						3 0					
142 A La Salle						3 0						208 A Davidson						3 0					
216 A Duquesne						3 0						216 H Duquesne						3 0					
208 H Davidson						3 0						142 H La Salle						3 2					

Non-Div. I Games:

VCU

Average RPI Win:		106	WON-LOST RECORD		WINNING PCT. RANK		LAST 10 GAMES		STRENGTH OF SCHEDULE		OPP. STRENGTH OF SCHEDULE		TEAM RPI		ADJ RPI		CONF. RPI		ADJ CONF. RPI			
DIV. I ONLY			13- 10		.56522	118	4-6		32		22		49		.58977		49		1		1	
DIV. I NON-CONF.			8- 3		.72727	60	0		53		56		37		.61814		39		1		1	
TOTALS		RPI 1-25		RPI 26-50		W-L RECORDS		RPI 51-100		RPI 101-150		RPI 150+										
13- 10		0- 7		1- 2		OVERALL		6- 1		4- 0		2- 0										
4- 1		0- 1		0- 0		HOME		3- 0		1- 0		0- 0										
3- 7		0- 6		1- 0		AWAY		1- 1		1- 0		0- 0										
6- 2		0- 0		0- 2		NEUTRAL		2- 0		2- 0		2- 0										
8- 3		0- 2		0- 1		NON-CONFERENCE		3- 0		3- 0		2- 0										
0- 0		0- 0		0- 0		HOME		0- 0		0- 0		0- 0										
2- 2		0- 2		0- 0		AWAY		1- 0		1- 0		0- 0										
6- 1		0- 0		0- 1		NEUTRAL		2- 0		2- 0		2- 0										
5- 7		0- 5		1- 1		CONFERENCE		3- 1		1- 0		0- 0										
4- 1		0- 1		0- 0		HOME		3- 0		1- 0		0- 0										
1- 5		0- 4		1- 0		AWAY		0- 1		0- 0		0- 0										
0- 1		0- 0		0- 1		NEUTRAL		0- 0		0- 0		0- 0										
RPI	S	Opponent		Score		RPI	S	Opponent		Score		RPI	S	Opponent		Score						
5	A	Stanford		0 3		27	N	Western Ky.		1 3		60	A	Colorado		0 3						
7	A	Washington		1 3		30	N	California		0 3		60	H	Colorado		3 1						
14	A	UCLA		0 3		37	A	Washington St.		3 2		64	N	Georgia Tech		3 1						
22	A	Utah		2 3								66	H	Oregon		3 2						
22	H	Utah		0 3								79	H	Arizona		3 0						
24	A	Louisville		1 3								81	N	LSU		3 2						
25	A	Oklahoma		2 3								94	A	Houston		3 1						
						LAST 10 GAMES																
						60 A Colorado 0 3						7 A Washington 1 3										
						22 A Utah 2 3						5 A Stanford 0 3										
						101 H Oregon St. 3 0						30 N California 0 3										
						66 H Oregon 3 2						22 H Utah 0 3										
						37 A Washington St. 3 2						60 H Colorado 3 1										

Non-Div. I Games:

Arizona St.

Average RPI Win:		110	WON-LOST RECORD		WINNING PCT. RANK		LAST 10 GAMES		STRENGTH OF SCHEDULE		OPP. STRENGTH OF SCHEDULE		TEAM RPI		ADJ RPI		CONF. RPI		ADJ CONF. RPI						
DIV. I ONLY			12- 12		.5 155		4-6		13		38		50		.58706 50		2		2						
DIV. I NON-CONF.			7- 5		.58333 116		0		9		91		35		.62651 34		2		2						
TOTALS		RPI 1-25		RPI 26-50				W-L RECORDS				RPI 51-100				RPI 101-150				RPI 150+					
12- 12		0- 4		1- 5				OVERALL				4- 3				5- 0				2- 0					
8- 4		0- 1		1- 1				HOME				3- 2				3- 0				1- 0					
2- 5		0- 2		0- 3				AWAY				0- 0				2- 0				0- 0					
2- 3		0- 1		0- 1				NEUTRAL				1- 1				0- 0				1- 0					
7- 5		0- 1		1- 2				NON-CONFERENCE				3- 2				1- 0				2- 0					
5- 1		0- 0		1- 0				HOME				2- 1				1- 0				1- 0					
0- 1		0- 0		0- 1				AWAY				0- 0				0- 0				0- 0					
2- 3		0- 1		0- 1				NEUTRAL				1- 1				0- 0				1- 0					
5- 7		0- 3		0- 3				CONFERENCE				1- 1				4- 0				0- 0					
3- 3		0- 1		0- 1				HOME				1- 1				2- 0				0- 0					
2- 4		0- 2		0- 2				AWAY				0- 0				2- 0				0- 0					
0- 0		0- 0		0- 0				NEUTRAL				0- 0				0- 0				0- 0					
RPI	S	Opponent		Score		RPI	S	Opponent		Score		RPI	S	Opponent		Score		RPI	S	Opponent		Score			
4	N	Pittsburgh		0	3	27	A	Western Ky.		0	3	51	H	Dayton		3	1	109	A	Rutgers		3	0		
8	A	Minnesota		2	3	39	A	Michigan		0	3	65	H	Texas Tech		2	3	109	H	Rutgers		3	1		
15	A	Penn St.		0	3	39	H	Michigan		0	3	74	N	Tulane		1	3	111	A	Maryland		3	1		
21	H	Purdue		2	3	40	A	Illinois		0	3	75	N	Bowling Green		3	0	111	H	Maryland		3	0		
						46	N	Green Bay		1	3	76	H	Michigan St.		0	3	112	H	Illinois St.		3	0		
						48	H	VCU		3	1	84	H	Iowa		3	0	193	H	Lehigh		3	0		
												96	H	Miami (OH)		3	1	216	N	Duquesne		3	0		
						LAST 10 GAMES																			
						111 H Maryland						3		0		84 H Iowa						3		0	
						8 A Minnesota						2		3		15 A Penn St.						0		3	
						40 A Illinois						0		3		109 A Rutgers						3		0	
						109 H Rutgers						3		1		39 H Michigan						0		3	
						21 H Purdue						2		3		76 H Michigan St.						0		3	

Non-Div. I Games:

Ohio St.

[illegible]

Non-Div. I Games:

Dayton

Average RPI Win: 172		WON-LOST RECORD	WINNING PCT. RANK		LAST 10 GAMES	STRENGTH OF SCHEDULE	OPP. STRENGTH OF SCHEDULE	TEAM RPI	ADJ RPI	CONF. RPI	ADJ CONF. RPI	
Average RPI Loss: 150												
DIV. I ONLY		23- 3	.88462	11	8-2	253	94	53	.5839	52	6	6
DIV. I NON-CONF.		13- 1	.92857	4	0	292	163	79	.56111	80	6	7
TOTALS		RPI 1-25	RPI 26-50		W-L RECORDS		RPI 51-100		RPI 101-150		RPI 150+	
23- 3	0- 0		2- 1		OVERALL		2- 0		5- 1		14- 1	
10- 0	0- 0		1- 0		HOME		1- 0		2- 0		6- 0	
8- 2	0- 0		1- 1		AWAY		1- 0		1- 1		5- 0	
5- 1	0- 0		0- 0		NEUTRAL		0- 0		2- 0		3- 1	
13- 1	0- 0		0- 0		NON-CONFERENCE		0- 0		3- 0		10- 1	
5- 0	0- 0		0- 0		HOME		0- 0		1- 0		4- 0	
3- 0	0- 0		0- 0		AWAY		0- 0		0- 0		3- 0	
5- 1	0- 0		0- 0		NEUTRAL		0- 0		2- 0		3- 1	
10- 2	0- 0		2- 1		CONFERENCE		2- 0		2- 1		4- 0	
5- 0	0- 0		1- 0		HOME		1- 0		1- 0		2- 0	
5- 2	0- 0		1- 1		AWAY		1- 0		1- 1		2- 0	
0- 0	0- 0		0- 0		NEUTRAL		0- 0		0- 0		0- 0	
RPI S	Opponent	Score	RPI S	Opponent	Score	RPI S	Opponent	Score	RPI S	Opponent	Score	
			45 A	Wright St.	0 3	67 H	Northern Ky.	3 1	113 N	Saint Louis	3 1	
			45 H	Wright St.	3 1	83 A	UIC	3 0	117 N	UMKC	3 0	
			46 A	Green Bay	3 0				123 H	Western Mich.	3 0	
									124 A	Oakland	2 3	
									139 A	Cleveland St.	3 2	
									139 H	Cleveland St.	3 1	
									158 H	Southeast Mo. St.	3 0	
									162 H	Butler	3 1	
									163 N	Arkansas St.	3 2	
									196 A	Youngstown St.	3 0	
									196 H	Youngstown St.	3 0	
									200 H	Valparaiso	3 0	
									200 N	Valparaiso	3 0	
									214 A	IUPUI	3 1	
									214 H	IUPUI	3 0	
									235 H	Northern Ill.	3 0	
									248 A	Drake	3 2	
									282 N	Eastern Wash.	2 3	
									290 A	South Dakota St.	3 2	
									305 N	North Ala.	3 0	
									311 A	Belmont	3 0	
			LAST 10 GAMES									
			214 A	IUPUI	3 1	214 H	IUPUI	3 0				
			45 A	Wright St.	0 3	124 A	Oakland	2 3				
			139 H	Cleveland St.	3 1	67 H	Northern Ky.	3 1				
			196 H	Youngstown St.	3 0	196 A	Youngstown St.	3 0				
			45 H	Wright St.	3 1	139 A	Cleveland St.	3 2				

Non-Div. I Games:

Milwaukee

Average RPI Win:	156	WON-LOST RECORD	WINNING PCT. RANK	LAST 10 GAMES	STRENGTH OF SCHEDULE	OPP. STRENGTH OF SCHEDULE	TEAM RPI	ADJ RPI	CONF. RPI	ADJ CONF. RPI					
DIV. I ONLY		14- 8	.63636	90	5-5	68	44	54	.583	53	4	4			
DIV. I NON-CONF.		8- 3	.72727	60	0	80	102	53	.59574	54	4	4			
<hr/>															
TOTALS	RPI 1-25	RPI 26-50		W-L RECORDS		RPI 51-100		RPI 101-150		RPI 150+					
14- 8	1- 3	0- 3		OVERALL		4- 2		1- 0		8- 0					
3- 5	0- 3	0- 2		HOME		1- 0		0- 0		2- 0					
7- 3	1- 0	0- 1		AWAY		3- 2		0- 0		3- 0					
4- 0	0- 0	0- 0		NEUTRAL		0- 0		1- 0		3- 0					
8- 3	0- 1	0- 2		NON-CONFERENCE		2- 0		1- 0		5- 0					
0- 3	0- 1	0- 2		HOME		0- 0		0- 0		0- 0					
4- 0	0- 0	0- 0		AWAY		2- 0		0- 0		2- 0					
4- 0	0- 0	0- 0		NEUTRAL		0- 0		1- 0		3- 0					
6- 5	1- 2	0- 1		CONFERENCE		2- 2		0- 0		3- 0					
3- 2	0- 2	0- 0		HOME		1- 0		0- 0		2- 0					
3- 3	1- 0	0- 1		AWAY		1- 2		0- 0		1- 0					
0- 0	0- 0	0- 0		NEUTRAL		0- 0		0- 0		0- 0					
RPI	S	Opponent	Score	RPI	S	Opponent	Score	RPI	S	Opponent	Score				
9	H	Texas A&M	2 3	28	H	UCF	2 3	57	A	Tennessee	2 3	141	N	Houston Baptist	3 0
13	H	Kentucky	1 3	29	A	Georgia	1 3	57	H	Tennessee	3 2	174	H	Arkansas	3 1
17	H	Rice	0 3	36	H	Iowa St.	1 3	59	A	American	3 1	181	A	Mississippi St.	3 2
23	A	Missouri	3 1					74	A	Tulane	3 2	206	A	Howard	3 0
								77	A	Alabama	2 3	207	A	Central Ark.	3 2
								81	A	LSU	3 1	209	H	Auburn	3 0
												229	N	Missouri St.	3 0
												274	N	Little Rock	3 0
												275	N	Oral Roberts	3 1
				LAST 10 GAMES											
				77	A	Alabama	2 3	174	H	Arkansas	3 1				
				57	A	Tennessee	2 3	209	H	Auburn	3 0				
				13	H	Kentucky	1 3	23	A	Missouri	3 1				
				29	A	Georgia	1 3	81	A	LSU	3 1				
				9	H	Texas A&M	2 3	181	A	Mississippi St.	3 2				

Non-Div. I Games:

Ole Miss

Non-Div. I Games:

SMU

Average RPI Win:		165	WON-LOST RECORD		WINNING PCT. RANK		LAST 10 GAMES		STRENGTH OF SCHEDULE		OPP. STRENGTH OF SCHEDULE		TEAM RPI		ADJ RPI		CONF. RPI		ADJ CONF. RPI				
DIV. I ONLY			13- 10		.56522 118		7-3		35		74		56		.58086 56		8		8				
DIV. I NON-CONF.			4- 7		.36364 241		0		21		50		85		.55831 83		7		6				
TOTALS		RPI 1-25		RPI 26-50		W-L RECORDS		RPI 51-100		RPI 101-150		RPI 150+											
13- 10		0- 4		1- 3		OVERALL		1- 1		3- 2		8- 0											
8- 5		0- 4		1- 1		HOME		0- 0		2- 0		5- 0											
4- 4		0- 0		0- 2		AWAY		1- 0		0- 2		3- 0											
1- 1		0- 0		0- 0		NEUTRAL		0- 1		1- 0		0- 0											
4- 7		0- 3		0- 2		NON-CONFERENCE		0- 1		2- 1		2- 0											
3- 4		0- 3		0- 1		HOME		0- 0		1- 0		2- 0											
0- 2		0- 0		0- 1		AWAY		0- 0		0- 1		0- 0											
1- 1		0- 0		0- 0		NEUTRAL		0- 1		1- 0		0- 0											
9- 3		0- 1		1- 1		CONFERENCE		1- 0		1- 1		6- 0											
5- 1		0- 1		1- 0		HOME		0- 0		1- 0		3- 0											
4- 2		0- 0		0- 1		AWAY		1- 0		0- 1		3- 0											
0- 0		0- 0		0- 0		NEUTRAL		0- 0		0- 0		0- 0											
RPI	S	Opponent		Score		RPI	S	Opponent		Score		RPI	S	Opponent		Score							
4	H	Pittsburgh		2	3	26	A	UC Santa Barbara		2	3	69	N	Tulsa		2	3						
9	H	Texas A&M		1	3	33	A	San Diego		2	3	97	A	LMU (CA)		3	1						
16	H	BYU		0	3	33	H	San Diego		3	0			112		N	Illinois St.	3	1				
22	H	Utah		1	3	41	H	Cal Poly		2	3			115		A	Saint Mary's (CA)	1	3				
														118		H	Santa Clara	3	1				
														122		A	North Texas	2	3				
														146		H	Fairfield	3	1				
														155		A	Pacific	3	1				
														161		A	Portland	3	0				
														161		H	Portland	3	1				
														179		H	California Baptist	3	0				
														231		H	UC Irvine	3	0				
														244		A	Gonzaga	3	2				
														244		H	Gonzaga	3	0				
														259		H	San Francisco	3	1				
LAST 10 GAMES																							
161 A Portland						3 0						155 A Pacific						3 1					
244 A Gonzaga						3 2						97 A LMU (CA)						3 1					
16 H BYU						0 3						244 H Gonzaga						3 0					
33 H San Diego						3 0						161 H Portland						3 1					
115 A Saint Mary's (CA)						1 3						33 A San Diego						2 3					

Non-Div. I Games:

Pepperdine

Average RPI Win:	122	WON-LOST RECORD	WINNING PCT. RANK	LAST 10 GAMES	STRENGTH OF SCHEDULE	OPP. STRENGTH OF SCHEDULE	TEAM RPI	ADJ RPI	CONF. RPI	ADJ CONF. RPI			
DIV. I ONLY		10- 12	.45455 199	3-7	10	27	59	.57882 57	4	4			
DIV. I NON-CONF.		6- 4	.6 111	0	36	36	47	.60113 48	4	4			
<hr/>													
TOTALS	RPI 1-25	RPI 26-50		W-L RECORDS	RPI 51-100		RPI 101-150		RPI 150+				
10- 12	1- 4	0- 6		OVERALL	5- 2		0- 0		4- 0				
6- 4	1- 1	0- 2		HOME	2- 1		0- 0		3- 0				
2- 7	0- 3	0- 3		AWAY	1- 1		0- 0		1- 0				
2- 1	0- 0	0- 1		NEUTRAL	2- 0		0- 0		0- 0				
<hr/>													
6- 4	0- 1	0- 3		NON-CONFERENCE	4- 0		0- 0		2- 0				
3- 1	0- 0	0- 1		HOME	1- 0		0- 0		2- 0				
1- 2	0- 1	0- 1		AWAY	1- 0		0- 0		0- 0				
2- 1	0- 0	0- 1		NEUTRAL	2- 0		0- 0		0- 0				
<hr/>													
4- 8	1- 3	0- 3		CONFERENCE	1- 2		0- 0		2- 0				
3- 3	1- 1	0- 1		HOME	1- 1		0- 0		1- 0				
1- 5	0- 2	0- 2		AWAY	0- 1		0- 0		1- 0				
0- 0	0- 0	0- 0		NEUTRAL	0- 0		0- 0		0- 0				
<hr/>													
RPI S	Opponent	Score	RPI S	Opponent	Score	RPI S	Opponent	Score	RPI S	Opponent	Score		
1 A	Baylor	0 3	29 A	Georgia	1 3	53 A	Ole Miss	2 3	172 H	North Dakota St.	3 0		
9 H	Texas A&M	3 2	29 H	Georgia	1 3	53 H	Ole Miss	3 2	181 H	Mississippi St.	3 0		
10 A	Florida	1 3	31 N	Cincinnati	0 3	76 A	Michigan St.	3 2	209 A	Auburn	3 0		
13 H	Kentucky	0 3	40 A	Illinois	2 3	81 H	LSU	2 3	226 H	Ga. Southern	3 0		
23 A	Missouri	1 3	40 H	Illinois	2 3	94 N	Houston	3 2					
			44 A	South Carolina	0 3	96 N	Miami (OH)	3 0					
						99 H	ETSU	3 0					
<hr/>													
LAST 10 GAMES													
29 H Georgia						1 3	13 H Kentucky						0 3
53 H Ole Miss						3 2	181 H Mississippi St.						3 0
10 A Florida						1 3	81 H LSU						2 3
44 A South Carolina						0 3	209 A Auburn						3 0
23 A Missouri						1 3	29 A Georgia						1 3

Non-Div. I Games:

Tennessee

Average RPI Win:	193	WON-LOST RECORD	WINNING PCT. RANK	LAST 10 GAMES	STRENGTH OF SCHEDULE	OPP. STRENGTH OF SCHEDULE	TEAM RPI	ADJ RPI	CONF. RPI	ADJ CONF. RPI		
DIV. I ONLY		18- 6	.75	44	7-3	132	109	57	.57658	58	11	11
DIV. I NON-CONF.		9- 3	.75	50	0-1	129	112	65	.57974	67	10	10
<hr/>												
TOTALS	RPI 1-25	RPI 26-50		W-L RECORDS		RPI 51-100		RPI 101-150		RPI 150+		
18- 6	0- 3	0- 0		OVERALL		2- 1		3- 2		13- 0		
7- 1	0- 1	0- 0		HOME		0- 0		2- 0		5- 0		
5- 5	0- 2	0- 0		AWAY		0- 1		1- 2		4- 0		
6- 0	0- 0	0- 0		NEUTRAL		2- 0		0- 0		4- 0		
<hr/>												
9- 3	0- 1	0- 0		NON-CONFERENCE		2- 0		1- 2		6- 0		
2- 0	0- 0	0- 0		HOME		0- 0		1- 0		1- 0		
1- 3	0- 1	0- 0		AWAY		0- 0		0- 2		1- 0		
6- 0	0- 0	0- 0		NEUTRAL		2- 0		0- 0		4- 0		
<hr/>												
9- 3	0- 2	0- 0		CONFERENCE		0- 1		2- 0		7- 0		
5- 1	0- 1	0- 0		HOME		0- 0		1- 0		4- 0		
4- 2	0- 1	0- 0		AWAY		0- 1		1- 0		3- 0		
0- 0	0- 0	0- 0		NEUTRAL		0- 0		0- 0		0- 0		
<hr/>												
RPI S	Opponent	Score	RPI S	Opponent	Score	RPI S	Opponent	Score	RPI S	Opponent	Score	
12 H	Marquette	0 3				78 A	St. John's (NY)	0 3	106 A	TCU	1 3	
19 A	Creighton	0 3				85 N	Yale	3 1	108 H	Temple	3 1	
20 A	Southern California	0 3				98 N	High Point	3 2	142 A	La Salle	2 3	
									149 A	Xavier	3 0	
									149 H	Xavier	3 0	
									162 A	Butler	3 2	
									162 H	Butler	3 0	
									168 N	Lipscomb	3 0	
									206 N	Howard	3 0	
									213 H	Delaware	3 0	
									218 H	DePaul	3 1	
									223 A	Georgetown	3 0	
									223 H	Georgetown	3 1	
									230 N	Marist	3 0	
									240 A	Bryant	3 0	
									263 N	North Dakota	3 0	
									285 H	Seton Hall	3 1	
									293 A	Providence	3 1	
<hr/>												
LAST 10 GAMES												
223 H	Georgetown	3 1	12 H	Marquette	0 3							
223 A	Georgetown	3 0	285 H	Seton Hall	3 1							
149 A	Xavier	3 0	142 A	La Salle	2 3							
162 A	Butler	3 2	78 A	St. John's (NY)	0 3							
218 H	DePaul	3 1	162 H	Butler	3 0							

Non-Div. I Games:

Villanova

American					Through Games Of Through Nov. 3										
Average RPI Win:		186	WON-LOST RECORD		WINNING PCT. RANK	LAST 10 GAMES		STRENGTH OF SCHEDULE	OPP. STRENGTH OF SCHEDULE	TEAM RPI	ADJ RPI	CONF. RPI	ADJ CONF. RPI		
Average RPI Loss:		105													
DIV. I ONLY			18- 7		.72	52		10-0		90	170	58	.57628 59	20 20	
DIV. I NON-CONF.			7- 6		.53846	151		0		151	115	144	.51671 143	22 23	
TOTALS		RPI 1-25		RPI 26-50		W-L RECORDS		RPI 51-100		RPI 101-150		RPI 150+			
18- 7		0- 0		0- 1		OVERALL		2- 3		4- 2		12- 1			
9- 3		0- 0		0- 0		HOME		2- 1		2- 2		5- 0			
8- 1		0- 0		0- 0		AWAY		0- 1		2- 0		6- 0			
1- 3		0- 0		0- 1		NEUTRAL		0- 1		0- 0		1- 1			
7- 6		0- 0		0- 1		NON-CONFERENCE		1- 2		2- 2		4- 1			
3- 3		0- 0		0- 0		HOME		1- 1		1- 2		1- 0			
3- 0		0- 0		0- 0		AWAY		0- 0		1- 0		2- 0			
1- 3		0- 0		0- 1		NEUTRAL		0- 1		0- 0		1- 1			
11- 1		0- 0		0- 0		CONFERENCE		1- 1		2- 0		8- 0			
6- 0		0- 0		0- 0		HOME		1- 0		1- 0		4- 0			
5- 1		0- 0		0- 0		AWAY		0- 1		1- 0		4- 0			
0- 0		0- 0		0- 0		NEUTRAL		0- 0		0- 0		0- 0			
RPI S	Opponent	Score		RPI S	Opponent	Score		RPI S	Opponent	Score		RPI S	Opponent	Score	
				29 N	Georgia	1	3	53 H	Ole Miss	1	3	108 H	Temple	0	3
								70 A	Colgate	1	3	109 H	Rutgers	3	0
								70 H	Colgate	3	0	114 A	Army West Point	3	1
								86 H	Winthrop	3	2	114 H	Army West Point	3	0
								88 N	Northwestern	1	3	120 A	Duke	3	0
												143 H	Ohio	2	3
												152 H	Navy	3	2
												154 A	George Washington	3	1
												193 A	Lehigh	3	0
												193 H	Lehigh	3	0
												199 H	Loyola Maryland	3	2
												206 N	Howard	3	1
												236 A	Bucknell	3	0
												236 H	Bucknell	3	0
												246 N	Hartford	1	3
												264 A	Lafayette	3	1
												271 H	Rider	3	0
												298 A	Holy Cross	3	0
												330 A	Norfolk St.	3	0
				LAST 10 GAMES											
				193 A Lehigh				264 A Lafayette				3 0			
				236 A Bucknell				298 A Holy Cross				3 0			
				70 H Colgate				152 H Navy				3 2			
				114 H Army West Point				236 H Bucknell				3 0			
				199 H Loyola Maryland				193 H Lehigh				3 0			

Non-Div. I Games:

American

Average RPI Win:	129	WON-LOST RECORD	WINNING PCT. RANK	LAST 10 GAMES	STRENGTH OF SCHEDULE	OPP. STRENGTH OF SCHEDULE	TEAM RPI	ADJ RPI	CONF. RPI	ADJ CONF. RPI	
DIV. I ONLY		10- 12	.45455 199	2-8	19	31	63	.57476 60	1	1	
DIV. I NON-CONF.		8- 2	.8 38	0	38	99	22	.64789 22	1	1	
<hr/>											
TOTALS	RPI 1-25	RPI 26-50		W-L RECORDS	RPI 51-100		RPI 101-150		RPI 150+		
10- 12	0- 7	3- 3		OVERALL	3- 1		1- 1		3- 0		
8- 5	0- 4	2- 1		HOME	2- 0		1- 0		3- 0		
2- 7	0- 3	1- 2		AWAY	1- 1		0- 1		0- 0		
0- 0	0- 0	0- 0		NEUTRAL	0- 0		0- 0		0- 0		
<hr/>											
8- 2	0- 2	2- 0		NON-CONFERENCE	2- 0		1- 0		3- 0		
6- 1	0- 1	1- 0		HOME	1- 0		1- 0		3- 0		
2- 1	0- 1	1- 0		AWAY	1- 0		0- 0		0- 0		
0- 0	0- 0	0- 0		NEUTRAL	0- 0		0- 0		0- 0		
<hr/>											
2- 10	0- 5	1- 3		CONFERENCE	1- 1		0- 1		0- 0		
2- 4	0- 3	1- 1		HOME	1- 0		0- 0		0- 0		
0- 6	0- 2	0- 2		AWAY	0- 1		0- 1		0- 0		
0- 0	0- 0	0- 0		NEUTRAL	0- 0		0- 0		0- 0		
<hr/>											
RPI S	Opponent	Score	RPI S	Opponent	Score	RPI S	Opponent	Score	RPI S	Opponent	Score
5 A	Stanford	0 3	26 H	UC Santa Barbara	3 1	71 H	Wyoming	3 0	101 A	Oregon St.	1 3
7 H	Washington	1 3	30 A	California	2 3	79 A	Arizona	0 3	124 H	Oakland	3 1
14 H	UCLA	0 3	37 H	Washington St.	0 3	79 H	Arizona	3 2	238 H	Campbell	3 0
18 A	Colorado St.	0 3	40 A	Illinois	3 0	84 A	Iowa	3 0	279 H	LIU Brooklyn	3 0
18 H	Colorado St.	2 3	49 A	Arizona St.	1 3				299 H	UMBC	3 0
20 H	Southern California	1 3	49 H	Arizona St.	3 0						
22 A	Utah	0 3									
<hr/>											
			LAST 10 GAMES								
			49 H Arizona St.			3 0	5 A Stanford			0 3	
			79 H Arizona			3 2	14 H UCLA			0 3	
			7 H Washington			1 3	20 H Southern California			1 3	
			37 H Washington St.			0 3	79 A Arizona			0 3	
			30 A California			2 3	49 A Arizona St.			1 3	

Non-Div. I Games:

Colorado

Average RPI Win:		194	WON-LOST RECORD		WINNING PCT. RANK		LAST 10 GAMES		STRENGTH OF SCHEDULE		OPP. STRENGTH OF SCHEDULE		TEAM RPI		ADJ RPI		CONF. RPI		ADJ CONF. RPI				
DIV. I ONLY			19- 5		.79167 34		7-3		190		130		60		.57302 61		15		15				
DIV. I NON-CONF.			10- 2		.83333 25		0		182		133		63		.58191 63		16		16				
TOTALS		RPI 1-25		RPI 26-50		W-L RECORDS		RPI 51-100		RPI 101-150		RPI 150+											
19- 5		0- 0		1- 2		OVERALL		2- 1		1- 1		15- 1											
5- 2		0- 0		0- 1		HOME		1- 0		0- 1		4- 0											
9- 1		0- 0		1- 0		AWAY		1- 1		1- 0		6- 0											
5- 2		0- 0		0- 1		NEUTRAL		0- 0		0- 0		5- 1											
10- 2		0- 0		1- 1		NON-CONFERENCE		2- 0		0- 0		7- 1											
2- 0		0- 0		0- 0		HOME		1- 0		0- 0		1- 0											
3- 0		0- 0		1- 0		AWAY		1- 0		0- 0		1- 0											
5- 2		0- 0		0- 1		NEUTRAL		0- 0		0- 0		5- 1											
9- 3		0- 0		0- 1		CONFERENCE		0- 1		1- 1		8- 0											
3- 2		0- 0		0- 1		HOME		0- 0		0- 1		3- 0											
6- 1		0- 0		0- 0		AWAY		0- 1		1- 0		5- 0											
0- 0		0- 0		0- 0		NEUTRAL		0- 0		0- 0		0- 0											
RPI	S	Opponent		Score		RPI	S	Opponent		Score		RPI	S	Opponent		Score							
						36	N	Iowa St.		2	3	71	A	Troy		2	3	132	A	South Alabama		3	2
						42	A	Towson		3	2	84	A	Iowa		3	1	140	H	UT Arlington		2	3
						43	H	Texas St.		1	3	99	H	ETSU		3	2	163	A	Arkansas St.		3	1
																		168	N	Lipscomb		2	3
																		176	A	Virginia		3	0
																		177	A	Louisiana		3	0
																		190	H	Georgia St.		3	1
																		192	N	Albany (NY)		3	1
																		196	N	Youngstown St.		3	1
																		198	A	Appalachian St.		3	0
																		198	H	Appalachian St.		3	1
																		199	N	Loyola Maryland		3	0
																		226	H	Ga. Southern		3	0
																		255	N	Charleston So.		3	0
																		261	N	Furman		3	0
																		274	A	Little Rock		3	0
																		286	A	La.-Monroe		3	0
																		332	H	South Carolina St.		3	0
						LAST 10 GAMES																	
						71	A	Troy		2	3	198	H	Appalachian St.		3	1						
						132	A	South Alabama		3	2	163	A	Arkansas St.		3	1						
						140	H	UT Arlington		2	3	274	A	Little Rock		3	0						
						43	H	Texas St.		1	3	177	A	Louisiana		3	0						
						198	A	Appalachian St.		3	0	286	A	La.-Monroe		3	0						

Non-Div. I Games:

Coastal Caro.

Average RPI Win:		193	WON-LOST RECORD		WINNING PCT. RANK		LAST 10 GAMES		STRENGTH OF SCHEDULE		OPP. STRENGTH OF SCHEDULE		TEAM RPI		ADJ RPI		CONF. RPI		ADJ CONF. RPI	
DIV. I ONLY			15- 7		.68182 70		7-3		88		122		61		.57272 62		16		17	
DIV. I NON-CONF.			6- 4		.6 111		0		107		58		82		.55881 81		19		19	
TOTALS		RPI 1-25		RPI 26-50		W-L RECORDS		RPI 51-100		RPI 101-150		RPI 150+								
15- 7		0- 1		1- 3		OVERALL		1- 1		1- 1		12- 1								
6- 4		0- 0		1- 2		HOME		0- 1		1- 0		4- 1								
6- 2		0- 1		0- 1		AWAY		1- 0		0- 0		5- 0								
3- 1		0- 0		0- 0		NEUTRAL		0- 0		0- 1		3- 0								
6- 4		0- 1		1- 1		NON-CONFERENCE		1- 1		0- 1		4- 0								
2- 2		0- 0		1- 1		HOME		0- 1		0- 0		1- 0								
1- 1		0- 1		0- 0		AWAY		1- 0		0- 0		0- 0								
3- 1		0- 0		0- 0		NEUTRAL		0- 0		0- 1		3- 0								
9- 3		0- 0		0- 2		CONFERENCE		0- 0		1- 0		8- 1								
4- 2		0- 0		0- 1		HOME		0- 0		1- 0		3- 1								
5- 1		0- 0		0- 1		AWAY		0- 0		0- 0		5- 0								
0- 0		0- 0		0- 0		NEUTRAL		0- 0		0- 0		0- 0								
RPI	S	Opponent		Score		RPI	S	Opponent		Score		RPI	S	Opponent		Score				
10	A	Florida		0 3		37	H	Washington St.		0 3		84	H	Iowa		0 3				
						42	A	Towson		1 3		98	A	High Point		3 0				
						42	H	Towson		1 3										
						48	H	VCU		3 1										
								</												

Non-Div. I Games:

James Madison

Average RPI Win:		144	WON-LOST RECORD		WINNING PCT. RANK		LAST 10 GAMES		STRENGTH OF SCHEDULE		OPP. STRENGTH OF SCHEDULE		TEAM RPI		ADJ RPI		CONF. RPI		ADJ CONF. RPI			
DIV. I ONLY			11- 11		.5 155		8-2		30		56		64		.57048 63		5 5					
DIV. I NON-CONF.			3- 7		.3 269		0		31		67		124		.52985 123		5 5					
TOTALS		RPI 1-25		RPI 26-50		W-L RECORDS		RPI 51-100		RPI 101-150		RPI 150+										
11- 11		0- 4		1- 3		OVERALL		1- 3		5- 1		4- 0										
8- 4		0- 2		1- 1		HOME		1- 1		4- 0		2- 0										
3- 4		0- 2		0- 1		AWAY		0- 1		1- 0		2- 0										
0- 3		0- 0		0- 1		NEUTRAL		0- 1		0- 1		0- 0										
3- 7		0- 2		0- 2		NON-CONFERENCE		1- 2		0- 1		2- 0										
2- 3		0- 2		0- 1		HOME		1- 0		0- 0		1- 0										
1- 1		0- 0		0- 0		AWAY		0- 1		0- 0		1- 0										
0- 3		0- 0		0- 1		NEUTRAL		0- 1		0- 1		0- 0										
8- 4		0- 2		1- 1		CONFERENCE		0- 1		5- 0		2- 0										
6- 1		0- 0		1- 0		HOME		0- 1		4- 0		1- 0										
2- 3		0- 2		0- 1		AWAY		0- 0		1- 0		1- 0										
0- 0		0- 0		0- 0		NEUTRAL		0- 0		0- 0		0- 0										
RPI	S	Opponent		Score		RPI	S	Opponent		Score		RPI	S	Opponent		Score						
3	H	Wisconsin		0	3	30	N	California		0	3	64	H	Georgia Tech		2	3	102	H	Boston College	3	0
4	A	Pittsburgh		0	3	32	H	Florida St.		3	2	70	H	Colgate		3	1	110	H	Syracuse	3	1
8	H	Minnesota		0	3	34	A	Notre Dame		0	3	76	A	Michigan St.		0	3	121	N	UNLV	2	3
24	A	Louisville		1	3	48	H	VCU		1	3	96	N	Miami (OH)		1	3	131	H	Clemson	3	0

Average RPI Win: 165		WON-LOST	WINNING	LAST 10	STRENGTH OF		OPP. STRENGTH	TEAM	ADJ	CONF.	ADJ CONF.
Average RPI Loss: 53		RECORD	PCT. RANK	GAMES	SCHEDULE		OF SCHEDULE	RPI	RPI	RPI	RPI
DIV. I ONLY		16- 7	.69565	63	8-2		124	73	62	.57003	64
DIV. I NON-CONF.		7- 4	.63636	100	0		158	110	106	.5402	107
TOTALS		RPI 1-25	RPI 26-50		W-L RECORDS		RPI 51-100		RPI 101-150		RPI 150+
16- 7		0- 2	1- 3		OVERALL		1- 0		5- 2		9- 0
10- 1		0- 0	1- 0		HOME		0- 0		3- 1		6- 0
4- 5		0- 2	0- 2		AWAY		1- 0		2- 1		1- 0
2- 1		0- 0	0- 1		NEUTRAL		0- 0		0- 0		2- 0
7- 4		0- 1	0- 2		NON-CONFERENCE		0- 0		0- 1		7- 0
5- 0		0- 0	0- 0		HOME		0- 0		0- 0		5- 0
0- 3		0- 1	0- 1		AWAY		0- 0		0- 1		0- 0
2- 1		0- 0	0- 1		NEUTRAL		0- 0		0- 0		2- 0
9- 3		0- 1	1- 1		CONFERENCE		1- 0		5- 1		2- 0
5- 1		0- 0	1- 0		HOME		0- 0		3- 1		1- 0
4- 2		0- 1	0- 1		AWAY		1- 0		2- 0		1- 0
0- 0		0- 0	0- 0		NEUTRAL		0- 0		0- 0		0- 0
RPI S	Opponent	Score	RPI S	Opponent	Score	RPI S	Opponent	Score	RPI S	Opponent	Score
24 A	Louisville	0 3	29 A	Georgia	1 3	63 A	North Carolina	3 2	102 H	Boston College	2 3
25 A	Oklahoma	1 3	32 H	Florida St.	3 0				105 A	Kennesaw St.	1 3
			34 A	Notre Dame	1 3				110 H	Syracuse	3 1
			49 N	Arizona St.	1 3				120 H	Duke	3 0
									131 A	Clemson	3 0
									134 H	Miami (FL)	3 0
									150 A	NC State	3 2
									167 H	Long Beach St.	3 1
									168 H	Lipscomb	3 1
									174 N	Arkansas	3 0
									177 N	Louisiana	3 0
									202 H	Wake Forest	3 0
									205 A	Virginia Tech	3 0
									214 H	IUPUI	3 0
									273 H	UNC Asheville	3 0
									318 H	Southern U.	3 0
			LAST 10 GAMES								
			150 A	NC State	3 2	202 H	Wake Forest	3 0			
			63 A	North Carolina	3 2	205 A	Virginia Tech	3 0			
			134 H	Miami (FL)	3 0	131 A	Clemson	3 0			
			32 H	Florida St.	3 0	34 A	Notre Dame	1 3			
			120 H	Duke	3 0	24 A	Louisville	0 3			

Non-Div. I Games:

Georgia Tech

Average RPI Win:		151	WON-LOST RECORD		WINNING PCT. RANK		LAST 10 GAMES		STRENGTH OF SCHEDULE		OPP. STRENGTH OF SCHEDULE		TEAM RPI		ADJ RPI		CONF. RPI		ADJ CONF. RPI	
DIV. I ONLY			14- 9		.6087 102		5-5		84		43		66		.56992 65		3		3	
DIV. I NON-CONF.			10- 4		.71429 70		1-0		162		95		80		.56321 79		3		3	
TOTALS		RPI 1-25		RPI 26-50		W-L RECORDS		RPI 51-100		RPI 101-150		RPI 150+								
14- 9		0- 4		3- 1		OVERALL		1- 1		3- 1		7- 2								
6- 3		0- 2		0- 0		HOME		1- 0		2- 1		3- 0								
5- 3		0- 2		2- 0		AWAY		0- 1		1- 0		2- 0								
3- 3		0- 0		1- 1		NEUTRAL		0- 0		0- 0		2- 2								
10- 4		0- 0		2- 1		NON-CONFERENCE		1- 1		1- 0		6- 2								
4- 0		0- 0		0- 0		HOME		1- 0		0- 0		3- 0								
3- 1		0- 0		1- 0		AWAY		0- 1		1- 0		1- 0								
3- 3		0- 0		1- 1		NEUTRAL		0- 0		0- 0		2- 2								
4- 5		0- 4		1- 0		CONFERENCE		0- 0		2- 1		1- 0								
2- 3		0- 2		0- 0		HOME		0- 0		2- 1		0- 0								
2- 2		0- 2		1- 0		AWAY		0- 0		0- 0		1- 0								
0- 0		0- 0		0- 0		NEUTRAL		0- 0		0- 0		0- 0								
RPI	S	Opponent		Score		RPI	S	Opponent		Score		RPI	S	Opponent		Score				
1	A	Baylor		0 3		35	N	SFA		0 3		88	A	Northwestern		2 3				
2	A	Texas		0 3		36	A	Iowa St.		3 1		94	H	Houston		3 1				
2	H	Texas		0 3		48	N	VCU		3 0										
25	H	Oklahoma		1 3		50	A	Ohio St.		3 2										
						LAST 10 GAMES														
						2 H Texas 0 3						106 H TCU 2 3								
						25 H Oklahoma 1 3						189 A Kansas St. 3 0								
						1 A Baylor 0 3						2 A Texas 0 3								
						136 H Kansas 3 2						126 H West Virginia 3 1								
						36 A Iowa St. 3 1						164 H UTEP 3 0								

Non-Div. I Games:

Texas Tech

Average RPI Win:	86	WON-LOST RECORD	WINNING PCT. RANK	LAST 10 GAMES	STRENGTH OF SCHEDULE	OPP. STRENGTH OF SCHEDULE	TEAM RPI	ADJ RPI	CONF. RPI	ADJ CONF. RPI	
DIV. I ONLY		7- 14	.33333 269	2-8	5	19	73	.56875 66	1	1	
DIV. I NON-CONF.		4- 5	.44444 207	0	23	51	70	.57498 70	1	1	
<hr/>											
TOTALS	RPI 1-25	RPI 26-50		W-L RECORDS	RPI 51-100		RPI 101-150		RPI 150+		
7- 14	2- 7	1- 3		OVERALL	1- 2		2- 2		1- 0		
4- 3	2- 2	0- 1		HOME	0- 0		1- 0		1- 0		
3- 8	0- 4	1- 2		AWAY	1- 1		1- 1		0- 0		
0- 3	0- 1	0- 0		NEUTRAL	0- 1		0- 1		0- 0		
4- 5	0- 3	0- 0		NON-CONFERENCE	1- 1		2- 1		1- 0		
2- 0	0- 0	0- 0		HOME	0- 0		1- 0		1- 0		
2- 2	0- 2	0- 0		AWAY	1- 0		1- 0		0- 0		
0- 3	0- 1	0- 0		NEUTRAL	0- 1		0- 1		0- 0		
3- 9	2- 4	1- 3		CONFERENCE	0- 1		0- 1		0- 0		
2- 3	2- 2	0- 1		HOME	0- 0		0- 0		0- 0		
1- 6	0- 2	1- 2		AWAY	0- 1		0- 1		0- 0		
0- 0	0- 0	0- 0		NEUTRAL	0- 0		0- 0		0- 0		
RPI S	Opponent	Score		RPI S	Opponent	Score		RPI S	Opponent	Score	
4 A	Pittsburgh	1	3	30 A	California	3	1	78 N	St. John's (NY)	1	3
5 A	Stanford	0	3	30 H	California	0	3	79 A	Arizona	1	3
5 H	Stanford	1	3	37 A	Washington St.	1	3	80 A	Princeton	3	2
7 A	Washington	2	3	49 A	Arizona St.	2	3				
8 N	Minnesota	0	3								
14 H	UCLA	3	0								
15 A	Penn St.	0	3								
20 H	Southern California	0	3								
22 H	Utah	3	2								
<hr/>											
LAST 10 GAMES											
5 A	Stanford	0	3	14 H	UCLA	3	0				
30 A	California	3	1	7 A	Washington	2	3				
79 A	Arizona	1	3	37 A	Washington St.	1	3				
49 A	Arizona St.	2	3	30 H	California	0	3				
20 H	Southern California	0	3	5 H	Stanford	1	3				

Non-Div. I Games:

Oregon

Average RPI Win: 148		WON-LOST	WINNING	LAST 10	STRENGTH OF		OPP. STRENGTH	TEAM	ADJ	CONF.	ADJ CONF.
Average RPI Loss: 71		RECORD	PCT. RANK	GAMES	SCHEDULE		OF SCHEDULE	RPI	RPI	RPI	RPI
DIV. I ONLY		12- 12	.5 155	3-7	23		100	65	.5675 67	6	6
DIV. I NON-CONF.		7- 5	.58333 116	0	24		117	49	.60094 49	6	7
TOTALS		RPI 1-25	RPI 26-50	W-L RECORDS	RPI 51-100		RPI 101-150	RPI 150+			
12- 12	0-0		1- 6	OVERALL	3- 3		2- 3	6- 0			
5- 5	0-0		1- 3	HOME	1- 0		1- 2	2- 0			
3- 5	0-0		0- 3	AWAY	0- 2		0- 0	3- 0			
4- 2	0-0		0- 0	NEUTRAL	2- 1		1- 1	1- 0			
7- 5	0-0		1- 2	NON-CONFERENCE	2- 1		1- 2	3- 0			
1- 2	0-0		1- 1	HOME	0- 0		0- 1	0- 0			
2- 1	0-0		0- 1	AWAY	0- 0		0- 0	2- 0			
4- 2	0-0		0- 0	NEUTRAL	2- 1		1- 1	1- 0			
5- 7	0-0		0- 4	CONFERENCE	1- 2		1- 1	3- 0			
4- 3	0-0		0- 2	HOME	1- 0		1- 1	2- 0			
1- 4	0-0		0- 2	AWAY	0- 2		0- 0	1- 0			
0- 0	0-0		0- 0	NEUTRAL	0- 0		0- 0	0- 0			
RPI S	Opponent	Score	RPI S	Opponent	Score	RPI S	Opponent	Score	RPI S	Opponent	Score
			27 A	Western Ky.	2 3	52 A	Milwaukee	1 3	123 N	Western Mich.	2 3
			31 H	Cincinnati	3 2	69 N	Tulsa	3 0	124 H	Oakland	2 3
			34 H	Notre Dame	1 3	73 N	Samford	3 0	132 N	South Alabama	3 1
			45 A	Wright St.	2 3	83 A	UIC	2 3	135 H	Ball St.	2 3
			45 H	Wright St.	1 3	83 H	UIC	3 0	139 H	Cleveland St.	3 1
			46 A	Green Bay	1 3	90 N	Marshall	0 3	182 A	Purdue Fort Wayne	3 0
			46 H	Green Bay	1 3				196 H	Youngstown St.	3 0
									214 A	IUPUI	3 0
									214 H	IUPUI	3 0
									215 N	Stony Brook	3 0
									223 A	Georgetown	3 1
LAST 10 GAMES											
			83 H	UIC	3 0	83 A	UIC	2 3			
			46 H	Green Bay	1 3	52 A	Milwaukee	1 3			
			214 A	IUPUI	3 0	124 H	Oakland	2 3			
			45 H	Wright St.	1 3	214 H	IUPUI	3 0			
			46 A	Green Bay	1 3	45 A	Wright St.	2 3			

Non-Div. I Games:

Northern Ky.

Average RPI Win: 202		WON-LOST	WINNING	LAST 10	STRENGTH OF		OPP. STRENGTH	TEAM	ADJ	CONF.	ADJ CONF.
Average RPI Loss: 136		RECORD	PCT. RANK	GAMES	SCHEDULE		OF SCHEDULE	RPI	RPI	RPI	RPI
DIV. I ONLY		21-3	.875	13	10-0		275	160	67	.56495	68
DIV. I NON-CONF.		9-3	.75	50	0		296	191	149	.51203	150
TOTALS		RPI 1-25	RPI 26-50		W-L RECORDS		RPI 51-100		RPI 101-150		RPI 150+
21-3	0-0	0-0		OVERALL		1-1		3-0		17-2	
11-1	0-0	0-0		HOME		1-0		1-0		9-1	
7-1	0-0	0-0		AWAY		0-1		2-0		5-0	
3-1	0-0	0-0		NEUTRAL		0-0		0-0		3-1	
9-3	0-0	0-0		NON-CONFERENCE		0-1		0-0		9-2	
5-1	0-0	0-0		HOME		0-0		0-0		5-1	
1-1	0-0	0-0		AWAY		0-1		0-0		1-0	
3-1	0-0	0-0		NEUTRAL		0-0		0-0		3-1	
12-0	0-0	0-0		CONFERENCE		1-0		3-0		8-0	
6-0	0-0	0-0		HOME		1-0		1-0		4-0	
6-0	0-0	0-0		AWAY		0-0		2-0		4-0	
0-0	0-0	0-0		NEUTRAL		0-0		0-0		0-0	
RPI S	Opponent	Score	RPI S	Opponent	Score	RPI S	Opponent	Score	RPI S	Opponent	Score
						79 A	Arizona	0 3	117 A	UMKC	3 1
						87 H	Grand Canyon	3 0	130 A	UTRGV	3 0
									130 H	UTRGV	3 0
									155 H	Pacific	3 0
									159 A	Utah Valley	3 1
									159 H	Utah Valley	3 1
									161 H	Portland	0 3
									162 N	Butler	3 0
									164 H	UTEP	3 2
									169 N	Sacramento St.	2 3
									179 A	California Baptist	3 1
									179 H	California Baptist	3 2
									209 A	Auburn	3 0
									233 H	New Mexico	3 0
									243 A	Seattle U	3 0
									243 H	Seattle U	3 0
									253 H	Lamar University	3 1
									262 H	CSU Bakersfield	3 1
									269 A	Chicago St.	3 0
									270 N	Tennessee St.	3 0
									320 N	Alabama St.	3 0
									329 H	Grambling	3 0
LAST 10 GAMES											
						130 A	UTRGV	3 0	117 A	UMKC	3 1
						179 H	California Baptist	3 2	87 H	Grand Canyon	3 0
						243 H	Seattle U	3 0	262 H	CSU Bakersfield	3 1
						159 H	Utah Valley	3 1	179 A	California Baptist	3 1
						269 A	Chicago St.	3 0	130 H	UTRGV	3 0

Non-Div. I Games:

New Mexico St.

Average RPI Win: 144		WON-LOST RECORD	WINNING PCT. RANK	LAST 10 GAMES	STRENGTH OF SCHEDULE	OPP. STRENGTH OF SCHEDULE	TEAM RPI	ADJ RPI	CONF. RPI	ADJ CONF. RPI	
Average RPI Loss: 85											
DIV. I ONLY		14- 11	.56 124	5-5	47	99	68	.56487 69	7	7	
DIV. I NON-CONF.		7- 6	.53846 151	0	42	111	73	.57069 73	8	8	
TOTALS		RPI 1-25	RPI 26-50	W-L RECORDS	RPI 51-100	RPI 101-150	RPI 150+				
14- 11	0- 0		0- 3	OVERALL	4- 5	5- 2	5- 1				
6- 3	0- 0		0- 1	HOME	1- 2	3- 0	2- 0				
5- 5	0- 0		0- 1	AWAY	1- 2	2- 1	2- 1				
3- 3	0- 0		0- 1	NEUTRAL	2- 1	0- 1	1- 0				
7- 6	0- 0		0- 2	NON-CONFERENCE	2- 2	2- 2	3- 0				
2- 1	0- 0		0- 0	HOME	0- 1	1- 0	1- 0				
2- 2	0- 0		0- 1	AWAY	0- 0	1- 1	1- 0				
3- 3	0- 0		0- 1	NEUTRAL	2- 1	0- 1	1- 0				
7- 5	0- 0		0- 1	CONFERENCE	2- 3	3- 0	2- 1				
4- 2	0- 0		0- 1	HOME	1- 1	2- 0	1- 0				
3- 3	0- 0		0- 0	AWAY	1- 2	1- 0	1- 1				
0- 0	0- 0		0- 0	NEUTRAL	0- 0	0- 0	0- 0				
RPI S	Opponent	Score	RPI S	Opponent	Score	RPI S	Opponent	Score	RPI S	Opponent	Score
			27 A	Western Ky.	0 3	54 A	SMU	2 3	108 A	Temple	3 0
			28 H	UCF	0 3	56 N	Pepperdine	3 2	112 N	Illinois St.	1 3
			38 N	South Dakota	0 3	67 N	Northern Ky.	0 3	117 A	UMKC	3 1
						73 N	Samford	3 1	122 A	North Texas	1 3
						74 A	Tulane	2 3	127 H	Wichita St.	3 2
						74 H	Tulane	3 1	138 H	East Carolina	3 1
						82 H	UTSA	1 3	141 H	Houston Baptist	3 0
						94 A	Houston	3 1	173 N	Louisiana Tech	3 1
						94 H	Houston	1 3	178 A	Memphis	3 0
									224 H	South Fla.	3 0
									232 A	UConn	1 3
									242 H	SIUE	3 1
									275 A	Oral Roberts	3 1
LAST 10 GAMES											
			74 A	Tulane	2 3	224 H	South Fla.	3 0			
			94 A	Houston	3 1	94 H	Houston	1 3			
			232 A	UConn	1 3	74 H	Tulane	3 1			
			108 A	Temple	3 0	178 A	Memphis	3 0			
			28 H	UCF	0 3	54 A	SMU	2 3			

Non-Div. I Games:

Tulsa

Average RPI Win: 209		WON-LOST	WINNING	LAST 10	STRENGTH OF		OPP. STRENGTH	TEAM	ADJ	CONF.	ADJ CONF.
Average RPI Loss: 90		RECORD	PCT. RANK	GAMES	SCHEDULE		OF SCHEDULE	RPI	RPI	RPI	RPI
DIV. I ONLY		18-6	.75	44	164		153	69	.56485	70	20
DIV. I NON-CONF.		7-5	.58333	116	198		127	150	.51146	151	22
TOTALS		RPI 1-25	RPI 26-50		W-L RECORDS		RPI 51-100		RPI 101-150		RPI 150+
18-6	0-0	0-1		OVERALL		1-3		2-1		15-1	
7-2	0-0	0-0		HOME		1-0		1-1		5-1	
7-2	0-0	0-0		AWAY		0-2		1-0		6-0	
4-2	0-0	0-1		NEUTRAL		0-1		0-0		4-0	
7-5	0-0	0-1		NON-CONFERENCE		0-2		0-1		7-1	
1-2	0-0	0-0		HOME		0-0		0-1		1-1	
2-1	0-0	0-0		AWAY		0-1		0-0		2-0	
4-2	0-0	0-1		NEUTRAL		0-1		0-0		4-0	
11-1	0-0	0-0		CONFERENCE		1-1		2-0		8-0	
6-0	0-0	0-0		HOME		1-0		1-0		4-0	
5-1	0-0	0-0		AWAY		0-1		1-0		4-0	
0-0	0-0	0-0		NEUTRAL		0-0		0-0		0-0	
RPI S	Opponent	Score	RPI S	Opponent	Score	RPI S	Opponent	Score	RPI S	Opponent	Score
			48 N	VCU	2 3	59 A	American	0 3	109 H	Rutgers	0 3
						59 H	American	3 1	114 A	Army West Point	3 1
						63 A	North Carolina	1 3	114 H	Army West Point	3 0
						77 N	Alabama	2 3	152 H	Navy	3 1
									183 H	New Hampshire	1 3
									184 A	Buffalo	3 2
									193 A	Lehigh	3 0
									199 A	Loyola Maryland	3 1
									199 H	Loyola Maryland	3 0
									211 A	Harvard	3 1
									222 N	Sacred Heart	3 2
									230 N	Marist	3 2
									236 H	Bucknell	3 0
									241 N	Radford	3 1
									258 N	Rhode Island	3 0
									264 A	Lafayette	3 2
									287 H	Quinnipiac	3 0
									298 A	Holy Cross	3 2
									298 H	Holy Cross	3 0
LAST 10 GAMES											
			298 A	Holy Cross	3 2	152 H	Navy	3 1			
			114 H	Army West Point	3 0	264 A	Lafayette	3 2			
			59 A	American	0 3	193 A	Lehigh	3 0			
			199 A	Loyola Maryland	3 1	114 A	Army West Point	3 1			
			236 H	Bucknell	3 0	298 H	Holy Cross	3 0			

Non-Div. I Games:

Colgate

Average RPI Win:		194	WON-LOST RECORD		WINNING PCT. RANK		LAST 10 GAMES		STRENGTH OF SCHEDULE		OPP. STRENGTH OF SCHEDULE		TEAM RPI		ADJ RPI		CONF. RPI		ADJ CONF. RPI				
DIV. I ONLY			15- 8		.65217 82		8-2		93		106		70		.56456 71		14		14				
DIV. I NON-CONF.			5- 6		.45455 199		0		100		55		128		.52406 128		12		12				
TOTALS		RPI 1-25		RPI 26-50				W-L RECORDS		RPI 51-100				RPI 101-150				RPI 150+					
15- 8		0- 3		0- 2				OVERALL		2- 2				4- 1				9- 0					
10- 1		0- 1		0- 0				HOME		1- 0				3- 0				6- 0					
4- 4		0- 2		0- 1				AWAY		1- 1				0- 0				3- 0					
1- 3		0- 0		0- 1				NEUTRAL		0- 1				1- 1				0- 0					
5- 6		0- 1		0- 2				NON-CONFERENCE		1- 2				1- 1				3- 0					
4- 0		0- 0		0- 0				HOME		1- 0				0- 0				3- 0					
0- 3		0- 1		0- 1				AWAY		0- 1				0- 0				0- 0					
1- 3		0- 0		0- 1				NEUTRAL		0- 1				1- 1				0- 0					
10- 2		0- 2		0- 0				CONFERENCE		1- 0				3- 0				6- 0					
6- 1		0- 1		0- 0				HOME		0- 0				3- 0				3- 0					
4- 1		0- 1		0- 0				AWAY		1- 0				0- 0				3- 0					
0- 0		0- 0		0- 0				NEUTRAL		0- 0				0- 0				0- 0					
RPI	S	Opponent		Score		RPI	S	Opponent		Score		RPI	S	Opponent		Score							
18	A	Colorado St.		1	3	26	N	UC Santa Barbara		2	3	60	A	Colorado		0	3	121	H	UNLV	3	2	
18	H	Colorado St.		2	3	38	A	South Dakota		1	3	84	N	Iowa		1	3	127	N	Wichita St.	3	1	
19	A	Creighton		0	3							92	A	Boise St.		3	1	137	N	UC Davis	2	3	
												100	H	Northern Colo.		3	2	147	H	Nevada	3	0	
																		148	H	San Diego St.	3	0	
																		184	H	Buffalo	3	0	
																		201	H	Fresno St.	3	0	
																		233	A	New Mexico	3	2	
																		239	H	San Jose St.	3	0	
																		245	A	Air Force	3	2	
																		245	H	Air Force	3	0	
																		252	H	Col. of Charleston	3	0	
																		279	H	LIU Brooklyn	3	0	
																		295	A	Utah St.	3	2	
						LAST 10 GAMES																	
						245 H Air Force						3	0	295 A Utah St.						3	2		
						18 A Colorado St.						1	3	201 H Fresno St.						3	0		
						239 H San Jose St.						3	0	148 H San Diego St.						3	0		
						147 H Nevada						3	0	245 A Air Force						3	2		
						92 A Boise St.						3	1	18 H Colorado St.						2	3		

Non-Div. I Games:

Wyoming

Average RPI Win: 214		WON-LOST RECORD	WINNING PCT. RANK		LAST 10 GAMES		STRENGTH OF SCHEDULE		OPP. STRENGTH OF SCHEDULE		TEAM RPI	ADJ RPI	CONF. RPI	ADJ CONF. RPI	
Average RPI Loss: 123															
DIV. I ONLY		20- 5	.8	30	8-2		197		225		70	.56456	71	15	15
DIV. I NON-CONF.		10- 2	.83333	25	0		168		296		74	.56884	74	16	16
TOTALS		RPI 1-25		RPI 26-50		W-L RECORDS		RPI 51-100		RPI 101-150		RPI 150+			
20- 5		0- 0		0- 1		OVERALL		2- 1		1- 2		17- 1			
14- 0		0- 0		0- 0		HOME		1- 0		0- 0		13- 0			
3- 4		0- 0		0- 1		AWAY		0- 0		1- 2		2- 1			
3- 1		0- 0		0- 0		NEUTRAL		1- 1		0- 0		2- 0			
10- 2		0- 0		0- 0		NON-CONFERENCE		1- 1		0- 1		9- 0			
6- 0		0- 0		0- 0		HOME		0- 0		0- 0		6- 0			
1- 1		0- 0		0- 0		AWAY		0- 0		0- 1		1- 0			
3- 1		0- 0		0- 0		NEUTRAL		1- 1		0- 0		2- 0			
10- 3		0- 0		0- 1		CONFERENCE		1- 0		1- 1		8- 1			
8- 0		0- 0		0- 0		HOME		1- 0		0- 0		7- 0			
2- 3		0- 0		0- 1		AWAY		0- 0		1- 1		1- 1			
0- 0		0- 0		0- 0		NEUTRAL		0- 0		0- 0		0- 0			
RPI S	Opponent	Score	RPI S	Opponent	Score	RPI S	Opponent	Score	RPI S	Opponent	Score				
			43 A	Texas St.	0 3	61 H	Coastal Caro.	3 2	113 A	Saint Louis	1 3				
						90 N	Marshall	3 1	132 A	South Alabama	0 3				
						99 N	ETSU	1 3	140 A	UT Arlington	3 1				
									160 A	Jacksonville St.	3 1				
									163 H	Arkansas St.	3 1				
									166 H	Murray St.	3 0				
									177 H	Louisiana	3 1				
									190 A	Georgia St.	3 1				
									190 H	Georgia St.	3 0				
									197 N	Southeastern La.	3 0				
									198 H	Appalachian St.	3 1				
									226 A	Ga. Southern	1 3				
									226 H	Ga. Southern	3 0				
									254 N	UT Martin	3 0				
									274 H	Little Rock	3 0				
									283 H	Jacksonville	3 0				
									286 H	La.-Monroe	3 1				
									294 H	The Citadel	3 0				
									302 H	Chattanooga	3 0				
									315 H	Florida A&M	3 0				
									318 H	Southern U.	3 1				
			LAST 10 GAMES												
			61 H	Coastal Caro.	3 2	140 A	UT Arlington	3 1							
			198 H	Appalachian St.	3 1	43 A	Texas St.	0 3							
			132 A	South Alabama	0 3	177 H	Louisiana	3 1							
			226 H	Ga. Southern	3 0	286 H	La.-Monroe	3 1							
			190 H	Georgia St.	3 0	190 A	Georgia St.	3 1							

Non-Div. I Games:

Troy

Average RPI Win: 221		WON-LOST RECORD	WINNING PCT. RANK		LAST 10 GAMES	STRENGTH OF SCHEDULE	OPP. STRENGTH OF SCHEDULE	TEAM RPI	ADJ RPI		CONF. RPI	ADJ CONF. RPI			
Average RPI Loss: 92															
DIV. I ONLY		17- 5	.77273	39	9-1	178	215	72	.5637	73	25	25			
DIV. I NON-CONF.		6- 4	.6	111	0	93	99	81	.55841	82	26	26			
TOTALS		RPI 1-25		RPI 26-50		W-L RECORDS		RPI 51-100		RPI 101-150		RPI 150+			
17- 5	0- 0			0- 1	OVERALL			1- 3	2- 0		14- 1				
10- 1	0- 0			0- 0	HOME			0- 1	0- 0		10- 0				
6- 1	0- 0			0- 1	AWAY			1- 0	1- 0		4- 0				
1- 3	0- 0			0- 0	NEUTRAL			0- 2	1- 0		0- 1				
6- 4	0- 0			0- 1	NON-CONFERENCE			1- 2	2- 0		3- 1				
3- 0	0- 0			0- 0	HOME			0- 0	0- 0		3- 0				
2- 1	0- 0			0- 1	AWAY			1- 0	1- 0		0- 0				
1- 3	0- 0			0- 0	NEUTRAL			0- 2	1- 0		0- 1				
11- 1	0- 0			0- 0	CONFERENCE			0- 1	0- 0		11- 0				
7- 1	0- 0			0- 0	HOME			0- 1	0- 0		7- 0				
4- 0	0- 0			0- 0	AWAY			0- 0	0- 0		4- 0				
0- 0	0- 0			0- 0	NEUTRAL			0- 0	0- 0		0- 0				
RPI	S	Opponent	Score	RPI	S	Opponent	Score	RPI	S	Opponent	Score	RPI	S	Opponent	Score
				27	A	Western Ky.	0 3	67	N	Northern Ky.	0 3	105	A	Kennesaw St.	3 2
								69	N	Tulsa	1 3	132	N	South Alabama	3 1
								79	A	Arizona	3 2	160	H	Jacksonville St.	3 0
								99	H	ETSU	2 3	165	H	UAB	3 1
												191	H	Western Caro.	3 2
												198	N	Appalachian St.	2 3
												212	A	Wofford	3 1
												212	H	Wofford	3 1
												234	A	Mercer	3 0
												234	H	Mercer	3 0
												261	H	Furman	3 0
												278	H	UNC Greensboro	3 1
												294	A	The Citadel	3 1
												294	H	The Citadel	3 1
												302	A	Chattanooga	3 2
												302	H	Chattanooga	3 0
												305	H	North Ala.	3 0
				LAST 10 GAMES											
				234	H	Mercer	3 0	99	H	ETSU	2 3				
				212	H	Wofford	3 1	278	H	UNC Greensboro	3 1				
				294	H	The Citadel	3 1	261	H	Furman	3 0				
				302	A	Chattanooga	3 2	234	A	Mercer	3 0				
				191	H	Western Caro.	3 2	294	A	The Citadel	3 1				

Non-Div. I Games:

Samford

T
u
l
a
n
e

Tulane					Through Games Of Through Nov. 3										
Average RPI Win:		156	WON-LOST RECORD		WINNING PCT. RANK	LAST 10 GAMES		STRENGTH OF SCHEDULE	OPP. STRENGTH OF SCHEDULE	TEAM RPI	ADJ RPI	CONF. RPI	ADJ CONF. RPI		
Average RPI Loss:		92													
DIV. I ONLY			17- 8		.68 75	5-5		150	70	78	.56352 74	7	7		
DIV. I NON-CONF.			10- 3		.76923 46	0		189	78	76	.56812 75	8	8		
TOTALS		RPI 1-25		RPI 26-50		W-L RECORDS		RPI 51-100		RPI 101-150		RPI 150+			
17- 8		0- 0		2- 2		OVERALL		4- 3		2- 2		9- 1			
7- 5		0- 0		1- 0		HOME		2- 2		1- 2		3- 1			
6- 3		0- 0		0- 2		AWAY		1- 1		1- 0		4- 0			
4- 0		0- 0		1- 0		NEUTRAL		1- 0		0- 0		2- 0			
10- 3		0- 0		1- 1		NON-CONFERENCE		2- 1		1- 0		6- 1			
3- 2		0- 0		0- 0		HOME		0- 1		1- 0		2- 1			
3- 1		0- 0		0- 1		AWAY		1- 0		0- 0		2- 0			
4- 0		0- 0		1- 0		NEUTRAL		1- 0		0- 0		2- 0			
7- 5		0- 0		1- 1		CONFERENCE		2- 2		1- 2		3- 0			
4- 3		0- 0		1- 0		HOME		2- 1		0- 2		1- 0			
3- 2		0- 0		0- 1		AWAY		0- 1		1- 0		2- 0			
0- 0		0- 0		0- 0		NEUTRAL		0- 0		0- 0		0- 0			
RPI S	Opponent	Score		RPI S	Opponent	Score		RPI S	Opponent	Score		RPI S	Opponent	Score	
				27 A	Western Ky.	1	3	53 H	Ole Miss	2	3	127 A	Wichita St.	3	2
				28 A	UCF	1	3	54 H	SMU	3	2	127 H	Wichita St.	0	3
				31 H	Cincinnati	3	0	69 A	Tulsa	1	3	138 H	East Carolina	2	3
				50 N	Ohio St.	3	1	69 H	Tulsa	3	2	141 H	Houston Baptist	3	0
								75 N	Bowling Green	3	1	164 N	UTEP	3	0
								81 A	LSU	3	1	177 A	Louisiana	3	0
								94 H	Houston	2	3	178 H	Memphis	3	2
												197 H	Southeastern La.	2	3
												224 A	South Fla.	3	0
												229 H	Missouri St.	3	0
												232 A	UConn	3	0
												250 A	New Orleans	3	1
												277 N	Incarnate Word	3	0
												288 H	Southern Miss.	3	1
				LAST 10 GAMES											
				69 H	Tulsa	3	2	31 H	Cincinnati	3	0				
				127 H	Wichita St.	0	3	127 A	Wichita St.	3	2				
				28 A	UCF	1	3	69 A	Tulsa	1	3				
				224 A	South Fla.	3	0	232 A	UConn	3	0				
				138 H	East Carolina	2	3	94 H	Houston	2	3				

Non-Div. I Games:

Tulane

Average RPI Win: 159		WON-LOST	WINNING	LAST 10	STRENGTH OF		OPP. STRENGTH	TEAM	ADJ	CONF.	ADJ CONF.		
Average RPI Loss: 88		RECORD	PCT. RANK	GAMES	SCHEDULE		OF SCHEDULE	RPI	RPI	RPI	RPI		
DIV. I ONLY		14- 10	.58333	111	6-4		57	108	74	.56324	75	13	13
DIV. I NON-CONF.		6- 6	.5	163	0		52	54	78	.5639	78	14	14
TOTALS		RPI 1-25	RPI 26-50		W-L RECORDS		RPI 51-100		RPI 101-150		RPI 150+		
14- 10	0- 0	1- 4		OVERALL		0- 2		7- 3		6- 1			
6- 3	0- 0	0- 0		HOME		0- 0		2- 2		4- 1			
7- 4	0- 0	0- 3		AWAY		0- 1		5- 0		2- 0			
1- 3	0- 0	1- 1		NEUTRAL		0- 1		0- 1		0- 0			
6- 6	0- 0	1- 4		NON-CONFERENCE		0- 1		3- 1		2- 0			
3- 0	0- 0	0- 0		HOME		0- 0		1- 0		2- 0			
2- 3	0- 0	0- 3		AWAY		0- 0		2- 0		0- 0			
1- 3	0- 0	1- 1		NEUTRAL		0- 1		0- 1		0- 0			
8- 4	0- 0	0- 0		CONFERENCE		0- 1		4- 2		4- 1			
3- 3	0- 0	0- 0		HOME		0- 0		1- 2		2- 1			
5- 1	0- 0	0- 0		AWAY		0- 1		3- 0		2- 0			
0- 0	0- 0	0- 0		NEUTRAL		0- 0		0- 0		0- 0			
RPI S	Opponent	Score	RPI S	Opponent	Score	RPI S	Opponent	Score	RPI S	Opponent	Score		
			27 A	Western Ky.	0 3	74 N	Tulane	1 3	107 H	Central Mich.	0 3		
			31 A	Cincinnati	0 3	96 A	Miami (OH)	0 3	116 H	Akron	1 3		
			34 A	Notre Dame	1 3				123 A	Western Mich.	3 0		
			45 N	Wright St.	3 1				124 A	Oakland	3 2		
			50 N	Ohio St.	0 3				135 A	Ball St.	3 2		
									139 H	Cleveland St.	3 1		
									142 N	La Salle	2 3		
									143 A	Ohio	3 2		
									143 H	Ohio	3 0		
									149 A	Xavier	3 1		
									162 H	Butler	3 1		
									184 H	Buffalo	3 0		
									194 H	Charlotte	3 0		
									203 A	Kent St.	3 0		
									203 H	Kent St.	1 3		
									221 H	Eastern Mich.	3 2		
									256 A	Toledo	3 1		
			LAST 10 GAMES										
			143 H	Ohio	3 0	107 H	Central Mich.	0 3					
			203 H	Kent St.	1 3	123 A	Western Mich.	3 0					
			135 A	Ball St.	3 2	96 A	Miami (OH)	0 3					
			256 A	Toledo	3 1	184 H	Buffalo	3 0					
			221 H	Eastern Mich.	3 2	116 H	Akron	1 3					

Non-Div. I Games:

Bowling Green

Average RPI Win:		135	WON-LOST RECORD		WINNING PCT. RANK		LAST 10 GAMES		STRENGTH OF SCHEDULE		OPP. STRENGTH OF SCHEDULE		TEAM RPI		ADJ RPI		CONF. RPI		ADJ CONF. RPI										
Average RPI Loss:		38																											
DIV. I ONLY			13- 9		.59091 108		3-7		110		15		80		.56213 76		2		2										
DIV. I NON-CONF.			9- 1		.9 19		0		243		41		59		.58658 60		2		2										
TOTALS		RPI 1-25		RPI 26-50		W-L RECORDS		RPI 51-100		RPI 101-150		RPI 150+																	
13- 9		0- 5		2- 1		OVERALL		2- 2		5- 1		4- 0																	
6- 4		0- 3		1- 0		HOME		1- 1		3- 0		1- 0																	
4- 5		0- 2		1- 1		AWAY		1- 1		1- 1		1- 0																	
3- 0		0- 0		0- 0		NEUTRAL		0- 0		1- 0		2- 0																	
9- 1		0- 0		1- 0		NON-CONFERENCE		1- 1		3- 0		4- 0																	
4- 1		0- 0		1- 0		HOME		1- 1		1- 0		1- 0																	
2- 0		0- 0		0- 0		AWAY		0- 0		1- 0		1- 0																	
3- 0		0- 0		0- 0		NEUTRAL		0- 0		1- 0		2- 0																	
4- 8		0- 5		1- 1		CONFERENCE		1- 1		2- 1		0- 0																	
2- 3		0- 3		0- 0		HOME		0- 0		2- 0		0- 0																	
2- 5		0- 2		1- 1		AWAY		1- 1		0- 1		0- 0																	
0- 0		0- 0		0- 0		NEUTRAL		0- 0		0- 0		0- 0																	
RPI	S	Opponent		Score		RPI	S	Opponent		Score		RPI	S	Opponent		Score													
3	H	Wisconsin		0 3		31	H	Cincinnati		3 1		57	H	Tennessee		2 3		109	H	Rutgers	3 0								
6	A	Nebraska		1 3		40	A	Illinois		0 3		63	H	North Carolina		3 0		111	A	Maryland	2 3								
8	H	Minnesota		1 3		50	A	Ohio St.		3 0		84	A	Iowa		3 2		111	H	Maryland	3 0								
15	A	Penn St.		0 3								88	A	Northwestern		0 3		120	N	Duke	3 1								
15	H	Penn St.		0 3														123	A	Western Mich.	3 0								
																		124	H	Oakland	3 0								
																		209	N	Auburn	3 1								
																		214	N	IUPUI	3 1								
																		252	A	Col. of Charleston	3 0								
																		265	H	Indiana St.	3 0								
						LAST 10 GAMES																							
						40 A Illinois						0 3						109 H Rutgers						3 0					
						88 A Northwestern						0 3						84 A Iowa						3 2					
						8 H Minnesota						1 3						6 A Nebraska						1 3					
						3 H Wisconsin						0 3						111 A Maryland						2 3					
						15 H Penn St.						0 3						50 A Ohio St.						3 0					

Non-Div. I Games:

Michigan St.

Average RPI Win: 174		WON-LOST RECORD		WINNING PCT. RANK		LAST 10 GAMES		STRENGTH OF SCHEDULE		OPP. STRENGTH OF SCHEDULE		TEAM RPI		ADJ RPI		CONF. RPI		ADJ CONF. RPI	
DIV. I ONLY		12- 9		.57143 116		4-6		63		67		75		.56174 77		4		4	
DIV. I NON-CONF.		8- 3		.72727 60		0		124		135		71		.57294 71		4		4	
TOTALS		RPI 1-25		RPI 26-50		W-L RECORDS		RPI 51-100		RPI 101-150		RPI 150+							
12- 9		0- 3		0- 4		OVERALL		2- 1		1- 1		9- 0							
4- 2		0- 1		0- 0		HOME		1- 0		0- 1		3- 0							
3- 7		0- 2		0- 4		AWAY		0- 1		0- 0		3- 0							
5- 0		0- 0		0- 0		NEUTRAL		1- 0		1- 0		3- 0							
8- 3		0- 0		0- 2		NON-CONFERENCE		1- 0		1- 1		6- 0							
1- 1		0- 0		0- 0		HOME		0- 0		0- 1		1- 0							
2- 2		0- 0		0- 2		AWAY		0- 0		0- 0		2- 0							
5- 0		0- 0		0- 0		NEUTRAL		1- 0		1- 0		3- 0							
4- 6		0- 3		0- 2		CONFERENCE		1- 1		0- 0		3- 0							
3- 1		0- 1		0- 0		HOME		1- 0		0- 0		2- 0							
1- 5		0- 2		0- 2		AWAY		0- 1		0- 0		1- 0							
0- 0		0- 0		0- 0		NEUTRAL		0- 0		0- 0		0- 0							
RPI S	Opponent	Score		RPI S	Opponent	Score		RPI S	Opponent	Score		RPI S	Opponent	Score					
9 A	Texas A&M	1	3	29 A	Georgia	0	3	53 H	Ole Miss	3	2	105 H	Kennesaw St.	1	3				
10 A	Florida	0	3	32 A	Florida St.	0	3	70 N	Colgate	3	2	150 N	NC State	3	1				
13 H	Kentucky	0	3	44 A	South Carolina	0	3	81 A	LSU	1	3	152 N	Navy	3	0				
				48 A	VCU	2	3					165 A	UAB	3	0				
												174 H	Arkansas	3	2				
												181 H	Mississippi St.	3	1				
												184 A	Buffalo	3	0				
												190 N	Georgia St.	3	0				
												209 A	Auburn	3	1				
												230 N	Marist	3	0				
												334 H	Alcorn	3	0				
				LAST 10 GAMES															
				53 H	Ole Miss	3	2	181 H	Mississippi St.	3	1								
				44 A	South Carolina	0	3	29 A	Georgia	0	3								
				10 A	Florida	0	3	209 A	Auburn	3	1								
				13 H	Kentucky	0	3	174 H	Arkansas	3	2								
				81 A	LSU	1	3	9 A	Texas A&M	1	3								

Non-Div. I Games:

Alabama

[illegible]

Non-Div. I Games:

St. John's (NY)

Average RPI Win:	136	WON-LOST RECORD	WINNING PCT. RANK	LAST 10 GAMES	STRENGTH OF SCHEDULE	OPP. STRENGTH OF SCHEDULE	TEAM RPI	ADJ RPI	CONF. RPI	ADJ CONF. RPI	
DIV. I ONLY		12- 12	.5 155	2-8	44	37	77	.56109 79	1	1	
DIV. I NON-CONF.		10- 2	.83333 25	0	67	122	32	.62712 33	1	1	
<hr/>											
TOTALS	RPI 1-25	RPI 26-50		W-L RECORDS	RPI 51-100		RPI 101-150		RPI 150+		
12- 12	0- 6	0- 3		OVERALL	4- 2		5- 1		3- 0		
7- 3	0- 1	0- 0		HOME	4- 1		0- 1		3- 0		
2- 8	0- 4	0- 3		AWAY	0- 1		2- 0		0- 0		
3- 1	0- 1	0- 0		NEUTRAL	0- 0		3- 0		0- 0		
<hr/>											
10- 2	0- 1	0- 0		NON-CONFERENCE	2- 1		5- 0		3- 0		
5- 1	0- 0	0- 0		HOME	2- 1		0- 0		3- 0		
2- 0	0- 0	0- 0		AWAY	0- 0		2- 0		0- 0		
3- 1	0- 1	0- 0		NEUTRAL	0- 0		3- 0		0- 0		
<hr/>											
2- 10	0- 5	0- 3		CONFERENCE	2- 1		0- 1		0- 0		
2- 2	0- 1	0- 0		HOME	2- 0		0- 1		0- 0		
0- 8	0- 4	0- 3		AWAY	0- 1		0- 0		0- 0		
0- 0	0- 0	0- 0		NEUTRAL	0- 0		0- 0		0- 0		
<hr/>											
RPI S	Opponent	Score	RPI S	Opponent	Score	RPI S	Opponent	Score	RPI S	Opponent	Score
5 A	Stanford	0 3	30 A	California	0 3	60 A	Colorado	2 3	101 H	Oregon St.	2 3
6 N	Nebraska	1 3	37 A	Washington St.	0 3	60 H	Colorado	3 0	110 N	Syracuse	3 0
7 A	Washington	1 3	49 A	Arizona St.	0 3	66 H	Oregon	3 1	126 N	West Virginia	3 1
20 A	Southern California	1 3				68 H	New Mexico St.	3 0	133 N	Morehead St.	3 0
22 A	Utah	2 3				73 H	Samford	2 3	136 A	Kansas	3 0
22 H	Utah	1 3				97 H	LMU (CA)	3 0	148 A	San Diego St.	3 0
									169 H	Sacramento St.	3 1
									198 H	Appalachian St.	3 0
									320 H	Alabama St.	3 0
<hr/>											
LAST 10 GAMES											
22 A	Utah	2 3	37 A	Washington St.	0 3	30 A	California	0 3	5 A	Stanford	0 3
60 A	Colorado	2 3	30 A	California	0 3	5 A	Stanford	0 3	60 H	Colorado	3 0
66 H	Oregon	3 1	5 A	Stanford	0 3	60 H	Colorado	3 0	22 H	Utah	1 3
101 H	Oregon St.	2 3	60 H	Colorado	3 0						
7 A	Washington	1 3	22 H	Utah	1 3						

Non-Div. I Games:

Arizona

Average RPI Win: 174		WON-LOST	WINNING	LAST 10	STRENGTH OF		OPP. STRENGTH	TEAM	ADJ	CONF.	ADJ CONF.				
Average RPI Loss: 100		RECORD	PCT. RANK	GAMES	SCHEDULE		OF SCHEDULE	RPI	RPI	RPI	RPI				
DIV. I ONLY		13- 6	.68421	69	133		105	79	.56067	80	12	12			
DIV. I NON-CONF.		4- 5	.44444	207	251		37	216	.47025	215	18	18			
<hr/>															
TOTALS		RPI 1-25		RPI 26-50		W-L RECORDS		RPI 51-100		RPI 101-150		RPI 150+			
13- 6		0- 0		0- 1		OVERALL		2- 2		4- 2		7- 1			
4- 2		0- 0		0- 0		HOME		1- 2		1- 0		2- 0			
5- 2		0- 0		0- 0		AWAY		1- 0		1- 2		3- 0			
4- 2		0- 0		0- 1		NEUTRAL		0- 0		2- 0		2- 1			
4- 5		0- 0		0- 1		NON-CONFERENCE		0- 1		2- 2		2- 1			
0- 1		0- 0		0- 0		HOME		0- 1		0- 0		0- 0			
0- 2		0- 0		0- 0		AWAY		0- 0		0- 2		0- 0			
4- 2		0- 0		0- 1		NEUTRAL		0- 0		2- 0		2- 1			
9- 1		0- 0		0- 0		CONFERENCE		2- 1		2- 0		5- 0			
4- 1		0- 0		0- 0		HOME		1- 1		1- 0		2- 0			
5- 0		0- 0		0- 0		AWAY		1- 0		1- 0		3- 0			
0- 0		0- 0		0- 0		NEUTRAL		0- 0		0- 0		0- 0			
RPI S	Opponent	Score		RPI S	Opponent	Score		RPI S	Opponent	Score		RPI S	Opponent	Score	
				42 N	Towson	0	3	66 H	Oregon	2	3	108 N	Temple	3	0
								85 H	Yale	3	0	109 A	Rutgers	1	3
								95 A	Cornell	3	2	111 A	Maryland	2	3
								95 H	Cornell	1	3	142 N	La Salle	3	0
												145 A	Columbia	3	1
												145 H	Columbia	3	1
												174 N	Arkansas	3	0
												176 N	Virginia	1	3
												186 H	Brown	3	1
												204 A	Penn	3	0
												204 H	Penn	3	0
												211 A	Harvard	3	0
												257 A	Dartmouth	3	0
												300 N	George Mason	3	0
				LAST 10 GAMES											
				145 A	Columbia	3	1	85 H	Yale	3	0				
				95 A	Cornell	3	2	186 H	Brown	3	1				
				204 A	Penn	3	0	95 H	Cornell	1	3				
				257 A	Dartmouth	3	0	145 H	Columbia	3	1				
				211 A	Harvard	3	0	204 H	Penn	3	0				

Non-Div. I Games:

Princeton

Average RPI Win: 156		WON-LOST RECORD		WINNING PCT. RANK		LAST 10 GAMES		STRENGTH OF SCHEDULE		OPP. STRENGTH OF SCHEDULE		TEAM RPI		ADJ RPI		CONF. RPI		ADJ CONF. RPI	
DIV. I ONLY		11- 10		.52381 141		4-6		53		52		81		.56049 81		4		4	
DIV. I NON-CONF.		6- 4		.6 111		0		119		83		91		.54997 90		4		4	
TOTALS		RPI 1-25		RPI 26-50		W-L RECORDS		RPI 51-100		RPI 101-150		RPI 150+							
11- 10		0- 4		1- 3		OVERALL		3- 2		1- 0		6- 1							
4- 4		0- 2		0- 0		HOME		1- 2		0- 0		3- 0							
4- 4		0- 1		1- 2		AWAY		2- 0		0- 0		1- 1							
3- 2		0- 1		0- 1		NEUTRAL		0- 0		1- 0		2- 0							
6- 4		0- 1		1- 1		NON-CONFERENCE		1- 1		1- 0		3- 1							
1- 1		0- 0		0- 0		HOME		0- 1		0- 0		1- 0							
2- 1		0- 0		1- 0		AWAY		1- 0		0- 0		0- 1							
3- 2		0- 1		0- 1		NEUTRAL		0- 0		1- 0		2- 0							
5- 6		0- 3		0- 2		CONFERENCE		2- 1		0- 0		3- 0							
3- 3		0- 2		0- 0		HOME		1- 1		0- 0		2- 0							
2- 3		0- 1		0- 2		AWAY		1- 0		0- 0		1- 0							
0- 0		0- 0		0- 0		NEUTRAL		0- 0		0- 0		0- 0							
RPI S	Opponent	Score		RPI S	Opponent	Score		RPI S	Opponent	Score		RPI S	Opponent	Score					
10 H	Florida	0	3	29 A	Georgia	2	3	53 H	Ole Miss	1	3	140 N	UT Arlington	3	0				
13 A	Kentucky	0	3	36 A	Iowa St.	3	2	57 A	Tennessee	3	2	151 A	Northern Ariz.	0	3				
15 N	Penn St.	0	3	44 A	South Carolina	0	3	74 H	Tulane	1	3	174 H	Arkansas	3	0				
23 H	Missouri	1	3	49 N	Arizona St.	2	3	77 H	Alabama	3	1	181 A	Mississippi St.	3	0				
								94 A	Houston	3	1	181 H	Mississippi St.	3	2				
												201 N	Fresno St.	3	1				
												288 H	Southern Miss.	3	0				
												290 N	South Dakota St.	3	0				
				LAST 10 GAMES															
				181 H	Mississippi St.	3	2	29 A	Georgia	2	3								
				44 A	South Carolina	0	3	57 A	Tennessee	3	2								
				13 A	Kentucky	0	3	53 H	Ole Miss	1	3								
				10 H	Florida	0	3	23 H	Missouri	1	3								
				77 H	Alabama	3	1	181 A	Mississippi St.	3	0								

Non-Div. I Games:

LSU

Average RPI Win:		179	WON-LOST RECORD		WINNING PCT. RANK		LAST 10 GAMES		STRENGTH OF SCHEDULE		OPP. STRENGTH OF SCHEDULE		TEAM RPI		ADJ RPI		CONF. RPI		ADJ CONF. RPI										
Average RPI Loss:		70																											
DIV. I ONLY			14- 10		.58333 111		6-4		71		97		82		.55901 82		10		10										
DIV. I NON-CONF.			7- 6		.53846 151		0		83		87		92		.5486 93		11		11										
TOTALS		RPI 1-25		RPI 26-50		W-L RECORDS		RPI 51-100		RPI 101-150		RPI 150+																	
14- 10		0- 1		0- 3		OVERALL		1- 4		2- 2		11- 0																	
7- 3		0- 0		0- 0		HOME		0- 2		1- 1		6- 0																	
4- 5		0- 1		0- 2		AWAY		1- 2		0- 0		3- 0																	
3- 2		0- 0		0- 1		NEUTRAL		0- 0		1- 1		2- 0																	
7- 6		0- 0		0- 2		NON-CONFERENCE		1- 2		2- 2		4- 0																	
3- 2		0- 0		0- 0		HOME		0- 1		1- 1		2- 0																	
1- 2		0- 0		0- 1		AWAY		1- 1		0- 0		0- 0																	
3- 2		0- 0		0- 1		NEUTRAL		0- 0		1- 1		2- 0																	
7- 4		0- 1		0- 1		CONFERENCE		0- 2		0- 0		7- 0																	
4- 1		0- 0		0- 0		HOME		0- 1		0- 0		4- 0																	
3- 3		0- 1		0- 1		AWAY		0- 1		0- 0		3- 0																	
0- 0		0- 0		0- 0		NEUTRAL		0- 0		0- 0		0- 0																	
RPI	S	Opponent		Score		RPI	S	Opponent		Score		RPI	S	Opponent		Score													
17	A	Rice		0 3		27	A	Western Ky.		0 3		54	A	SMU		0 3		111	H	Maryland		1 3							
						35	N	SFA		1 3		69	A	Tulsa		3 1		130	H	UTRGV		3 0							
						43	A	Texas St.		1 3		89	A	Fla. Atlantic		0 3		141	N	Houston Baptist		3 2							
												90	H	Marshall		0 3		144	N	Sam Houston St.		2 3							
												94	H	Houston		1 3		153	N	Bradley		3 1							
																		154	N	George Washington		3 0							
																		164	A	UTEP		3 1							
																		164	H	UTEP		3 1							
																		165	H	UAB		3 0							
																		173	H	Louisiana Tech		3 1							
																		187	A	FIU		3 1							
																		194	H	Charlotte		3 0							
																		242	H	SIUE		3 1							
																		277	H	Incarnate Word		3 0							
																		288	A	Southern Miss.		3 2							
						LAST 10 GAMES																							
						187 A FIU						3 1						165 H UAB						3 0					
						89 A Fla. Atlantic						0 3						173 H Louisiana Tech						3 1					
						90 H Marshall						0 3						164 A UTEP						3 1					
						27 A Western Ky.						0 3						17 A Rice						0 3					
						288 A Southern Miss.						3 2						164 H UTEP						3 1					

Non-Div. I Games:

UTSA

Average RPI Win: 175		WON-LOST RECORD	WINNING PCT. RANK	LAST 10 GAMES	STRENGTH OF SCHEDULE	OPP. STRENGTH OF SCHEDULE	TEAM RPI	ADJ RPI	CONF. RPI	ADJ CONF. RPI		
Average RPI Loss: 102												
DIV. I ONLY		19- 7	.73077	48	8-2	200	91	83	.5589	83	6	6
DIV. I NON-CONF.		11- 3	.78571	42	0	213	156	83	.55593	85	6	7
TOTALS		RPI 1-25	RPI 26-50		W-L RECORDS		RPI 51-100		RPI 101-150		RPI 150+	
19- 7	0- 0		1- 1		OVERALL	1- 3		4- 1		13- 2		
8- 3	0- 0		1- 1		HOME	1- 1		1- 0		5- 1		
6- 2	0- 0		0- 0		AWAY	0- 1		2- 1		4- 0		
5- 2	0- 0		0- 0		NEUTRAL	0- 1		1- 0		4- 1		
11- 3	0- 0		0- 0		NON-CONFERENCE	0- 1		2- 0		9- 2		
3- 1	0- 0		0- 0		HOME	0- 0		0- 0		3- 1		
3- 0	0- 0		0- 0		AWAY	0- 0		1- 0		2- 0		
5- 2	0- 0		0- 0		NEUTRAL	0- 1		1- 0		4- 1		
8- 4	0- 0		1- 1		CONFERENCE	1- 2		2- 1		4- 0		
5- 2	0- 0		1- 1		HOME	1- 1		1- 0		2- 0		
3- 2	0- 0		0- 0		AWAY	0- 1		1- 1		2- 0		
0- 0	0- 0		0- 0		NEUTRAL	0- 0		0- 0		0- 0		
RPI S	Opponent	Score	RPI S	Opponent	Score	RPI S	Opponent	Score	RPI S	Opponent	Score	
			45 H Wright St.	3 0	52 H Milwaukee	0 3	103 N Loyola Chicago	3 0				
			46 H Green Bay	2 3	67 A Northern Ky.	0 3	107 A Central Mich.	3 0				
					67 H Northern Ky.	3 2	124 A Oakland	0 3				
					88 N Northwestern	0 3	124 H Oakland	3 0				
							139 A Cleveland St.	3 1				
							153 H Bradley	3 1				
							166 H Murray St.	1 3				
							169 H Sacramento St.	3 0				
							170 N Cal St. Fullerton	3 2				
							172 N North Dakota St.	2 3				
							175 A Idaho	3 2				
							179 N California Baptist	3 0				
							196 A Youngstown St.	3 0				
							196 H Youngstown St.	3 0				
							214 A IUPUI	3 2				
							214 H IUPUI	3 1				
							218 A DePaul	3 0				
							269 H Chicago St.	3 1				
							282 N Eastern Wash.	3 1				
							306 N Eastern Ill.	3 0				
LAST 10 GAMES												
			67 A Northern Ky.	0 3	67 H Northern Ky.	3 2						
			214 A IUPUI	3 2	139 A Cleveland St.	3 1						
			196 H Youngstown St.	3 0	45 H Wright St.	3 0						
			124 H Oakland	3 0	124 A Oakland	0 3						
			214 H IUPUI	3 1	196 A Youngstown St.	3 0						

Non-Div. I Games:

UIC

Average RPI Win: 107		WON-LOST RECORD		WINNING PCT. RANK		LAST 10 GAMES		STRENGTH OF SCHEDULE		OPP. STRENGTH OF SCHEDULE		TEAM RPI		ADJ RPI		CONF. RPI		ADJ CONF. RPI						
DIV. I ONLY		9- 14		.3913 233		2-8		15		26		85		.55874 84		2		2						
DIV. I NON-CONF.		6- 5		.54545 143		0		16		60		46		.60832 46		2		2						
TOTALS		RPI 1-25		RPI 26-50		W-L RECORDS		RPI 51-100		RPI 101-150		RPI 150+												
9- 14		0- 5		1- 5		OVERALL		5- 3		1- 1		2- 0												
2- 9		0- 3		0- 2		HOME		1- 3		0- 1		1- 0												
3- 5		0- 2		0- 3		AWAY		3- 0		0- 0		0- 0												
4- 0		0- 0		1- 0		NEUTRAL		1- 0		1- 0		1- 0												
6- 5		0- 1		1- 2		NON-CONFERENCE		2- 2		1- 0		2- 0												
1- 4		0- 1		0- 1		HOME		0- 2		0- 0		1- 0												
1- 1		0- 0		0- 1		AWAY		1- 0		0- 0		0- 0												
4- 0		0- 0		1- 0		NEUTRAL		1- 0		1- 0		1- 0												
3- 9		0- 4		0- 3		CONFERENCE		3- 1		0- 1		0- 0												
1- 5		0- 2		0- 1		HOME		1- 1		0- 1		0- 0												
2- 4		0- 2		0- 2		AWAY		2- 0		0- 0		0- 0												
0- 0		0- 0		0- 0		NEUTRAL		0- 0		0- 0		0- 0												
RPI S	Opponent		Score		RPI S	Opponent		Score		RPI S	Opponent		Score		RPI S	Opponent		Score						
7	H	Washington	1	3	36	H	Iowa St.	2	3	60	H	Colorado	0	3	109	H	Rutgers	0	3					
8	H	Minnesota	1	3	37	N	Washington St.	3	0	61	H	Coastal Caro.	1	3	137	N	UC Davis	3	1					
15	A	Penn St.	0	3	38	A	South Dakota	2	3	62	A	James Madison	3	0	168	H	Lipscomb	3	0					
15	H	Penn St.	0	3	39	H	Michigan	1	3	71	N	Wyoming	3	1	215	N	Stony Brook	3	1					
21	A	Purdue	1	3	40	A	Illinois	0	3	76	H	Michigan St.	2	3										
					50	A	Ohio St.	0	3	88	A	Northwestern	3	1										
										91	A	Indiana	3	2										
										91	H	Indiana	3	1										
					LAST 10 GAMES																			
					109 H Rutgers					0 3					50 A Ohio St.					0 3				
					15 H Penn St.					0 3					76 H Michigan St.					2 3				
					91 A Indiana					3 2					39 H Michigan					1 3				
					21 A Purdue					1 3					15 A Penn St.					0 3				
					91 H Indiana					3 1					8 H Minnesota					1 3				

Non-Div. I Games:

Iowa

Y
a
l
e

Yale					Through Games Of Through Nov. 3									
Average RPI Win:		192	WON-LOST RECORD		WINNING PCT. RANK	LAST 10 GAMES		STRENGTH OF SCHEDULE	OPP. STRENGTH OF SCHEDULE	TEAM RPI	ADJ RPI	CONF. RPI	ADJ CONF. RPI	
Average RPI Loss:		84												
DIV. I ONLY			12- 7		.63158 93	8-2		101	114	84	.55629 85	12	12	
DIV. I NON-CONF.			4- 5		.44444 207	0		86	59	123	.5277 125	18	18	
<hr/>														
TOTALS		RPI 1-25		RPI 26-50		W-L RECORDS		RPI 51-100		RPI 101-150		RPI 150+		
12- 7		0- 2		0- 0		OVERALL		1- 3		2- 1		9- 1		
8- 0		0- 0		0- 0		HOME		1- 0		2- 0		5- 0		
3- 4		0- 1		0- 0		AWAY		0- 2		0- 0		3- 1		
1- 3		0- 1		0- 0		NEUTRAL		0- 1		0- 1		1- 0		
<hr/>														
4- 5		0- 2		0- 0		NON-CONFERENCE		0- 2		1- 1		3- 0		
3- 0		0- 0		0- 0		HOME		0- 0		1- 0		2- 0		
0- 2		0- 1		0- 0		AWAY		0- 1		0- 0		0- 0		
1- 3		0- 1		0- 0		NEUTRAL		0- 1		0- 1		1- 0		
<hr/>														
8- 2		0- 0		0- 0		CONFERENCE		1- 1		1- 0		6- 1		
5- 0		0- 0		0- 0		HOME		1- 0		1- 0		3- 0		
3- 2		0- 0		0- 0		AWAY		0- 1		0- 0		3- 1		
0- 0		0- 0		0- 0		NEUTRAL		0- 0		0- 0		0- 0		
<hr/>														
RPI S	Opponent		Score		RPI S	Opponent		Score		RPI S	Opponent		Score	
20 A	Southern California		2	3		58 N	Villanova	1	3	101 N	Oregon St.		1	3
25 N	Oklahoma		2	3		80 A	Princeton	0	3	114 H	Army West Point		3	0
						91 A	Indiana	1	3	145 H	Columbia		3	0
						95 H	Cornell	3	1	186 A	Brown		3	0
										186 H	Brown		3	0
										204 A	Penn		3	0
										206 N	Howard		3	0
										211 A	Harvard		1	3
										211 H	Harvard		3	0
										215 H	Stony Brook		3	0
									222 H	Sacred Heart		3	0	
									257 A	Dartmouth		3	0	
									257 H	Dartmouth		3	1	
<hr/>														
LAST 10 GAMES														
211 A Harvard					1	3	80 A Princeton					0	3	
257 A Dartmouth					3	0	204 A Penn					3	0	
186 A Brown					3	0	257 H Dartmouth					3	1	
95 H Cornell					3	1	211 H Harvard					3	0	
145 H Columbia					3	0	186 H Brown					3	0	

Y
a
l
e

Non-Div. I Games:

Yale

Average RPI Win:	240	WON-LOST	WINNING	LAST 10	STRENGTH OF	OPP. STRENGTH	TEAM	ADJ	CONF.	ADJ CONF.										
Average RPI Loss:	126	RECORD	PCT. RANK	GAMES	SCHEDULE	OF SCHEDULE	RPI	RPI	RPI	RPI										
DIV. I ONLY	19- 4	.82609	26	9-1	254	256	86	.55314	86	27	27									
DIV. I NON-CONF.	8- 4	.66667	87	0-1	242	149	146	.51489	146	28	28									
<hr/>																				
TOTALS	RPI 1-25	RPI 26-50		W-L RECORDS		RPI 51-100		RPI 101-150		RPI 150+										
19- 4	0- 0	0- 0		OVERALL		1- 1		1- 2		17- 1										
9- 1	0- 0	0- 0		HOME		1- 0		1- 1		7- 0										
9- 3	0- 0	0- 0		AWAY		0- 1		0- 1		9- 1										
1- 0	0- 0	0- 0		NEUTRAL		0- 0		0- 0		1- 0										
<hr/>																				
8- 4	0- 0	0- 0		NON-CONFERENCE		0- 1		1- 2		7- 1										
5- 1	0- 0	0- 0		HOME		0- 0		1- 1		4- 0										
2- 3	0- 0	0- 0		AWAY		0- 1		0- 1		2- 1										
1- 0	0- 0	0- 0		NEUTRAL		0- 0		0- 0		1- 0										
<hr/>																				
11- 0	0- 0	0- 0		CONFERENCE		1- 0		0- 0		10- 0										
4- 0	0- 0	0- 0		HOME		1- 0		0- 0		3- 0										
7- 0	0- 0	0- 0		AWAY		0- 0		0- 0		7- 0										
0- 0	0- 0	0- 0		NEUTRAL		0- 0		0- 0		0- 0										
<hr/>																				
RPI S	Opponent	Score	RPI S	Opponent	Score	RPI S	Opponent	Score	RPI S	Opponent	Score									
						59 A	American	2 3	108 H	Temple	0 3									
						98 H	High Point	3 0	133 H	Morehead St.	3 2									
						143 A	Ohio	2 3												
						194 A	Charlotte	2 3												
						198 H	Appalachian St.	3 1												
						208 H	Davidson	3 2												
						226 A	Ga. Southern	3 0												
						227 A	Elon	3 0												
						228 A	Presbyterian	3 0												
						228 H	Presbyterian	3 1												
						238 A	Campbell	3 2												
						241 H	Radford	3 1												
						255 A	Charleston So.	3 0												
						255 H	Charleston So.	3 1												
						261 H	Furman	3 1												
						273 A	UNC Asheville	3 0												
						280 H	N.C. A&T	3 0												
						288 N	Southern Miss.	3 0												
						292 A	USC Upstate	3 1												
						309 A	Gardner-Webb	3 0												
						317 A	Hampton	3 1												
									LAST 10 GAMES											
									238 A	Campbell	3 2							98 H	High Point	3 0
									317 A	Hampton	3 1							309 A	Gardner-Webb	3 0
									255 A	Charleston So.	3 0							194 A	Charlotte	2 3
228 A	Presbyterian	3 0	292 A	USC Upstate	3 1															
241 H	Radford	3 1	273 A	UNC Asheville	3 0															

Non-Div. I Games:

Winthrop

Average RPI Win: 200		WON-LOST RECORD	WINNING PCT. RANK	LAST 10 GAMES	STRENGTH OF SCHEDULE	OPP. STRENGTH OF SCHEDULE	TEAM RPI	ADJ RPI	CONF. RPI	ADJ CONF. RPI		
Average RPI Loss: 136												
DIV. I ONLY		20- 4	.83333	22	8-2	286	120	87	.55263	87	17	16
DIV. I NON-CONF.		10- 2	.83333	25	0	287	125	103	.54202	103	17	17
<hr/>												
TOTALS		RPI 1-25		RPI 26-50		W-L RECORDS		RPI 51-100		RPI 101-150		RPI 150+
20- 4		0- 0		0- 0		OVERALL		1- 1		5- 1		14- 2
8- 2		0- 0		0- 0		HOME		0- 0		2- 0		6- 2
9- 1		0- 0		0- 0		AWAY		1- 1		2- 0		6- 0
3- 1		0- 0		0- 0		NEUTRAL		0- 0		1- 1		2- 0
10- 2		0- 0		0- 0		NON-CONFERENCE		1- 0		2- 1		7- 1
5- 1		0- 0		0- 0		HOME		0- 0		1- 0		4- 1
2- 0		0- 0		0- 0		AWAY		1- 0		0- 0		1- 0
3- 1		0- 0		0- 0		NEUTRAL		0- 0		1- 1		2- 0
10- 2		0- 0		0- 0		CONFERENCE		0- 1		3- 0		7- 1
3- 1		0- 0		0- 0		HOME		0- 0		1- 0		2- 1
7- 1		0- 0		0- 0		AWAY		0- 1		2- 0		5- 0
0- 0		0- 0		0- 0		NEUTRAL		0- 0		0- 0		0- 0
RPI S	Opponent	Score	RPI S	Opponent	Score	RPI S	Opponent	Score	RPI S	Opponent	Score	
						68 A	New Mexico St.	0 3	109 N	Rutgers	3 2	
						100 A	Northern Colo.	3 1	117 A	UMKC	3 1	
									117 H	UMKC	3 1	
									130 A	UTRGV	3 1	
									135 N	Ball St.	2 3	
									148 H	San Diego St.	3 0	
									157 H	Omaha	3 2	
									159 A	Utah Valley	3 0	
									159 H	Utah Valley	1 3	
									175 H	Idaho	3 1	
									179 A	California Baptist	3 2	
									180 H	CSUN	0 3	
									233 N	New Mexico	3 2	
									243 A	Seattle U	3 0	
									243 H	Seattle U	3 0	
									244 A	Gonzaga	3 1	
									262 A	CSU Bakersfield	3 2	
									267 H	UC Riverside	3 1	
									269 A	Chicago St.	3 0	
									269 H	Chicago St.	3 1	
									282 H	Eastern Wash.	3 0	
									291 N	Montana	3 0	
			LAST 10 GAMES									
			159 A	Utah Valley	3 0	262 A	CSU Bakersfield	3 2				
			243 A	Seattle U	3 0	68 A	New Mexico St.	0 3				
			117 H	UMKC	3 1	130 A	UTRGV	3 1				
			269 H	Chicago St.	3 1	159 H	Utah Valley	1 3				
			179 A	California Baptist	3 2	243 H	Seattle U	3 0				

Non-Div. I Games:

Grand Canyon

Northwestern

Through Games Of Through Nov. 3

Average RPI Win:	143	WON-LOST RECORD	WINNING PCT. RANK	LAST 10 GAMES	STRENGTH OF SCHEDULE	OPP. STRENGTH OF SCHEDULE	TEAM RPI	ADJ RPI	CONF. RPI	ADJ CONF. RPI		
DIV. I ONLY		10- 14	.41667	220	1-9	25	42	88	.55202	88	2	2
DIV. I NON-CONF.		9- 3	.75	50	0	49	137	39	.61755	40	2	2
<hr/>												
TOTALS	RPI 1-25	RPI 26-50		W-L RECORDS		RPI 51-100		RPI 101-150		RPI 150+		
10- 14	0- 6	0- 3		OVERALL		5- 2		1- 3		4- 0		
3- 7	0- 3	0- 2		HOME		2- 1		0- 1		1- 0		
3- 5	0- 3	0- 0		AWAY		1- 1		1- 1		1- 0		
4- 2	0- 0	0- 1		NEUTRAL		2- 0		0- 1		2- 0		
9- 3	0- 0	0- 2		NON-CONFERENCE		4- 0		1- 1		4- 0		
2- 1	0- 0	0- 1		HOME		1- 0		0- 0		1- 0		
3- 0	0- 0	0- 0		AWAY		1- 0		1- 0		1- 0		
4- 2	0- 0	0- 1		NEUTRAL		2- 0		0- 1		2- 0		
1- 11	0- 6	0- 1		CONFERENCE		1- 2		0- 2		0- 0		
1- 6	0- 3	0- 1		HOME		1- 1		0- 1		0- 0		
0- 5	0- 3	0- 0		AWAY		0- 1		0- 1		0- 0		
0- 0	0- 0	0- 0		NEUTRAL		0- 0		0- 0		0- 0		
RPI	S	Opponent	Score	RPI	S	Opponent	Score	RPI	S	Opponent	Score	
3	A	Wisconsin	0 3	29	N	Georgia	0 3	59	N	American	3 1	
3	H	Wisconsin	0 3	35	H	SFA	1 3	65	H	Texas Tech	3 2	
6	H	Nebraska	0 3	39	H	Michigan	2 3	76	H	Michigan St.	3 0	
8	A	Minnesota	0 3					83	N	UIC	3 0	
21	A	Purdue	0 3					84	H	Iowa	1 3	
21	H	Purdue	0 3					91	A	Indiana	1 3	
								96	A	Miami (OH)	3 1	

Non-Div. I Games:

Northwestern

[illegible]

Non-Div. I Games:

Fla. Atlantic

Average RPI Win:		202	WON-LOST		WINNING		LAST 10		STRENGTH OF		OPP. STRENGTH		TEAM	ADJ		CONF.	ADJ CONF.		
Average RPI Loss:		103	RECORD		PCT. RANK		GAMES		SCHEDULE		OF SCHEDULE		RPI	RPI		RPI	RPI		
DIV. I ONLY			15- 9		.625 95		5-5		100		168		90	.55021 90		10	10		
DIV. I NON-CONF.			9- 4		.69231 80		0		132		208		84	.55578 86		11	11		
TOTALS		RPI 1-25		RPI 26-50		W-L RECORDS		RPI 51-100		RPI 101-150		RPI 150+							
15- 9		0- 1		0- 1		OVERALL		2- 2		1- 3		12- 2							
4- 2		0- 1		0- 0		HOME		0- 0		0- 1		4- 0							
5- 5		0- 0		0- 1		AWAY		1- 1		1- 1		3- 2							
6- 2		0- 0		0- 0		NEUTRAL		1- 1		0- 1		5- 0							
9- 4		0- 0		0- 0		NON-CONFERENCE		1- 2		1- 2		7- 0							
0- 0		0- 0		0- 0		HOME		0- 0		0- 0		0- 0							
3- 2		0- 0		0- 0		AWAY		0- 1		1- 1		2- 0							
6- 2		0- 0		0- 0		NEUTRAL		1- 1		0- 1		5- 0							
6- 5		0- 1		0- 1		CONFERENCE		1- 0		0- 1		5- 2							
4- 2		0- 1		0- 0		HOME		0- 0		0- 1		4- 0							
2- 3		0- 0		0- 1		AWAY		1- 0		0- 0		1- 2							
0- 0		0- 0		0- 0		NEUTRAL		0- 0		0- 0		0- 0							
RPI	S	Opponent		Score		RPI	S	Opponent		Score		RPI	S	Opponent		Score			
17	H	Rice		0 3		27	A	Western Ky.		0 3		67	N	Northern Ky.		3 0			
												71	N	Troy		1 3			
												82	A	UTSA		3 0			
												91	A	Indiana		1 3			
														133 A Morehead St.		2 3			
														164 A UTEP		0 3			
														173 H Louisiana Tech		3 0			
														185 A Middle Tenn.		2 3			
														187 H FIU		3 1			
														194 A Charlotte		3 1			
														194 H Charlotte		3 0			
														197 N Southeastern La.		3 0			
														215 N Stony Brook		3 0			
														223 A Georgetown		3 2			
														254 N UT Martin		3 0			
														254 N UT Martin		3 0			
														284 A Eastern Ky.		3 0			
														288 H Southern Miss.		3 0			
														304 N Coppin St.		3 0			
LAST 10 GAMES																			
194 H Charlotte						3 0		17 H Rice						0 3					
173 H Louisiana Tech						3 0		185 A Middle Tenn.						2 3					
82 A UTSA						3 0		27 A Western Ky.						0 3					
164 A UTEP						0 3		194 A Charlotte						3 1					
122 H North Texas						1 3		187 H FIU						3 1					

Non-Div. I Games:

Marshall

Average RPI Win: 140		WON-LOST RECORD		WINNING PCT. RANK		LAST 10 GAMES		STRENGTH OF SCHEDULE		OPP. STRENGTH OF SCHEDULE		TEAM RPI		ADJ RPI		CONF. RPI		ADJ CONF. RPI	
DIV. I ONLY		12- 13		.48 177		1-9		69		16		95		.55001 91		2		2	
DIV. I NON-CONF.		11- 2		.84615 24		0		116		65		41		.61636 41		2		2	
TOTALS		RPI 1-25		RPI 26-50		W-L RECORDS		RPI 51-100		RPI 101-150		RPI 150+							
12- 13		1- 7		0- 2		OVERALL		4- 2		2- 2		5- 0							
6- 7		0- 4		0- 1		HOME		3- 1		1- 1		2- 0							
3- 6		1- 3		0- 1		AWAY		0- 1		0- 1		2- 0							
3- 0		0- 0		0- 0		NEUTRAL		1- 0		1- 0		1- 0							
11- 2		1- 1		0- 0		NON-CONFERENCE		3- 0		2- 1		5- 0							
5- 2		0- 1		0- 0		HOME		2- 0		1- 1		2- 0							
3- 0		1- 0		0- 0		AWAY		0- 0		0- 0		2- 0							
3- 0		0- 0		0- 0		NEUTRAL		1- 0		1- 0		1- 0							
1- 11		0- 6		0- 2		CONFERENCE		1- 2		0- 1		0- 0							
1- 5		0- 3		0- 1		HOME		1- 1		0- 0		0- 0							
0- 6		0- 3		0- 1		AWAY		0- 1		0- 1		0- 0							
0- 0		0- 0		0- 0		NEUTRAL		0- 0		0- 0		0- 0							
RPI S	Opponent		Score		RPI S	Opponent		Score		RPI S	Opponent		Score		RPI S	Opponent		Score	
3	A	Wisconsin	1	3	40	A	Illinois	0	3	55	N	FGCU	3	0	101	H	Oregon St.	3	0
3	H	Wisconsin	0	3	40	H	Illinois	0	3	84	A	Iowa	1	3	111	A	Maryland	2	3
6	H	Nebraska	1	3						84	H	Iowa	2	3	118	H	Santa Clara	0	3
8	A	Minnesota	0	3						85	H	Yale	3	1	139	N	Cleveland St.	3	1
13	A	Kentucky	3	2						88	H	Northwestern	3	1	187	H	FIU	3	1
21	A	Purdue	0	3						90	H	Marshall	3	1	219	N	Stetson	3	1
21	H	Purdue	2	3											224	A	South Fla.	3	2
25	H	Oklahoma	2	3											224	A	South Fla.	3	1
															254	H	UT Martin	3	0
LAST 10 GAMES																			
		3	H	Wisconsin	0	3				111	A	Maryland	2	3					
		21	A	Purdue	0	3				40	A	Illinois	0	3					
		84	H	Iowa	2	3				21	H	Purdue	2	3					
		6	H	Nebraska	1	3				88	H	Northwestern	3	1					
		84	A	Iowa	1	3				40	H	Illinois	0	3					

Non-Div. I Games:

Indiana

Average RPI Win: 203		WON-LOST RECORD		WINNING PCT. RANK		LAST 10 GAMES		STRENGTH OF SCHEDULE		OPP. STRENGTH OF SCHEDULE		TEAM RPI		ADJ RPI		CONF. RPI		ADJ CONF. RPI	
DIV. I ONLY		15- 8		.65217 82		5-5		154		104		93		.54984 92		14		14	
DIV. I NON-CONF.		8- 3		.72727 60		0		135		46		64		.58138 65		12		12	
TOTALS		RPI 1-25		RPI 26-50		W-L RECORDS		RPI 51-100		RPI 101-150		RPI 150+							
15- 8		0- 4		1- 0		OVERALL		0- 1		2- 3		12- 0							
4- 3		0- 1		0- 0		HOME		0- 1		0- 1		4- 0							
6- 4		0- 2		0- 0		AWAY		0- 0		1- 2		5- 0							
5- 1		0- 1		1- 0		NEUTRAL		0- 0		1- 0		3- 0							
8- 3		0- 3		1- 0		NON-CONFERENCE		0- 0		1- 0		6- 0							
2- 0		0- 0		0- 0		HOME		0- 0		0- 0		2- 0							
1- 2		0- 2		0- 0		AWAY		0- 0		0- 0		1- 0							
5- 1		0- 1		1- 0		NEUTRAL		0- 0		1- 0		3- 0							
7- 5		0- 1		0- 0		CONFERENCE		0- 1		1- 3		6- 0							
2- 3		0- 1		0- 0		HOME		0- 1		0- 1		2- 0							
5- 2		0- 0		0- 0		AWAY		0- 0		1- 2		4- 0							
0- 0		0- 0		0- 0		NEUTRAL		0- 0		0- 0		0- 0							
RPI S	Opponent	Score		RPI S	Opponent	Score		RPI S	Opponent	Score		RPI S	Opponent	Score					
12 N	Marquette	0	3	47 N	UNI	3	0	71 H	Wyoming	1	3	115 N	Saint Mary's (CA)	3	2				
16 A	BYU	0	3									121 A	UNLV	2	3				
18 H	Colorado St.	2	3									147 A	Nevada	1	3				
23 A	Missouri	0	3									147 H	Nevada	1	3				
												148 A	San Diego St.	3	2				
												159 N	Utah Valley	3	1				
												185 N	Middle Tenn.	3	1				
												201 A	Fresno St.	3	0				
												217 A	Southern Utah	3	0				
												220 N	Austin Peay	3	1				
												231 H	UC Irvine	3	0				
												233 A	New Mexico	3	1				
												239 A	San Jose St.	3	0				
												239 H	San Jose St.	3	1				
												245 H	Air Force	3	1				
												272 H	Idaho St.	3	0				
												295 A	Utah St.	3	0				
				LAST 10 GAMES															
				147 A	Nevada	1	3	18 H	Colorado St.	2	3								
				239 A	San Jose St.	3	0	121 A	UNLV	2	3								
				201 A	Fresno St.	3	0	233 A	New Mexico	3	1								
				148 A	San Diego St.	3	2	239 H	San Jose St.	3	1								
				71 H	Wyoming	1	3	147 H	Nevada	1	3								

Non-Div. I Games:

Boise St.

Average RPI Win:		223	WON-LOST RECORD		WINNING PCT. RANK		LAST 10 GAMES		STRENGTH OF SCHEDULE		OPP. STRENGTH OF SCHEDULE		TEAM RPI		ADJ RPI		CONF. RPI		ADJ CONF. RPI						
Average RPI Loss:		88																							
DIV. I ONLY			17- 7		.70833		55		8-2		181		163		91		.54974		93						
DIV. I NON-CONF.			8- 4		.66667		87		0		156		104		90		.54893		92						
TOTALS		RPI 1-25		RPI 26-50		W-L RECORDS		RPI 51-100		RPI 101-150		RPI 150+													
17- 7		0- 2		0- 2		OVERALL		1- 1		2- 0		14- 2													
9- 1		0- 0		0- 1		HOME		0- 0		1- 0		8- 0													
5- 5		0- 2		0- 1		AWAY		0- 0		0- 0		5- 2													
3- 1		0- 0		0- 0		NEUTRAL		1- 1		1- 0		1- 0													
8- 4		0- 2		0- 0		NON-CONFERENCE		1- 1		2- 0		5- 1													
5- 0		0- 0		0- 0		HOME		0- 0		1- 0		4- 0													
0- 3		0- 2		0- 0		AWAY		0- 0		0- 0		0- 1													
3- 1		0- 0		0- 0		NEUTRAL		1- 1		1- 0		1- 0													
9- 3		0- 0		0- 2		CONFERENCE		0- 0		0- 0		9- 1													
4- 1		0- 0		0- 1		HOME		0- 0		0- 0		4- 0													
5- 2		0- 0		0- 1		AWAY		0- 0		0- 0		5- 1													
0- 0		0- 0		0- 0		NEUTRAL		0- 0		0- 0		0- 0													
RPI	S	Opponent		Score		RPI	S	Opponent		Score		RPI	S	Opponent		Score									
6	A	Nebraska		0	3	38	A	South Dakota		1	3	97	N	LMU (CA)		3	2	114	N	Army West Point					
11	A	Hawaii		1	3	38	H	South Dakota		2	3	98	N	High Point		0	3	118	H	Santa Clara					
																		157	A	Omaha		3	2		
																		169	N	Sacramento St.		3	0		
																		172	A	North Dakota St.		3	1		
																		182	A	Purdue Fort Wayne		1	3		
																		182	H	Purdue Fort Wayne		3	1		
																		243	H	Seattle U		3	0		
																		245	A	Air Force		1	3		
																		259	H	San Francisco		3	1		
																		263	A	North Dakota		3	0		
																		275	A	Oral Roberts		3	0		
																		275	H	Oral Roberts		3	0		
																		288	H	Southern Miss.		3	0		
																		290	A	South Dakota St.		3	1		
																		290	H	South Dakota St.		3	1		
																		291	H	Montana		3	0		
																		301	H	Western Ill.		3	0		
						LAST 10 GAMES																			
						38 A South Dakota						1	3	301 H Western Ill.						3	0				
						290 A South Dakota St.						3	1	157 A Omaha						3	2				
						275 H Oral Roberts						3	0	172 A North Dakota St.						3	1				
						182 H Purdue Fort Wayne						3	1	38 H South Dakota						2	3				
						263 A North Dakota						3	0	290 H South Dakota St.						3	1				

Non-Div. I Games:

Denver

Average RPI Win: 147		WON-LOST RECORD		WINNING PCT. RANK		LAST 10 GAMES		STRENGTH OF SCHEDULE		OPP. STRENGTH OF SCHEDULE		TEAM RPI		ADJ RPI		CONF. RPI		ADJ CONF. RPI	
DIV. I ONLY		15- 12		.55556 128		7-3		85		59		92		.54962 94		7		7	
DIV. I NON-CONF.		6- 9		.4 231		0		122		63		170		.49952 169		8		8	
TOTALS		RPI 1-25		RPI 26-50		W-L RECORDS		RPI 51-100		RPI 101-150		RPI 150+							
15- 12		0- 1		0- 3		OVERALL		4- 4		6- 3		5- 1							
4- 6		0- 0		0- 2		HOME		1- 2		2- 2		1- 0							
8- 4		0- 1		0- 1		AWAY		3- 1		2- 1		3- 0							
3- 2		0- 0		0- 0		NEUTRAL		0- 1		2- 0		1- 1							
6- 9		0- 1		0- 1		NON-CONFERENCE		1- 3		2- 3		3- 1							
0- 4		0- 0		0- 1		HOME		0- 1		0- 2		0- 0							
3- 3		0- 1		0- 0		AWAY		1- 1		0- 1		2- 0							
3- 2		0- 0		0- 0		NEUTRAL		0- 1		2- 0		1- 1							
9- 3		0- 0		0- 2		CONFERENCE		3- 1		4- 0		2- 0							
4- 2		0- 0		0- 1		HOME		1- 1		2- 0		1- 0							
5- 1		0- 0		0- 1		AWAY		2- 0		2- 0		1- 0							
0- 0		0- 0		0- 0		NEUTRAL		0- 0		0- 0		0- 0							
RPI S	Opponent		Score		RPI S	Opponent		Score		RPI S	Opponent		Score		RPI S	Opponent		Score	
1	A	Baylor	1	3	28	A	UCF	0	3	54	H	SMU	3	2	108	A	Temple	3	2
					31	H	Cincinnati	2	3	57	N	Tennessee	2	3	111	N	Maryland	3	2
					49	H	Arizona St.	1	3	65	A	Texas Tech	1	3	119	H	A&M-Corpus Christi	0	3
										69	A	Tulsa	3	1	127	A	Wichita St.	3	1
										69	H	Tulsa	1	3	127	H	Wichita St.	3	0
										74	A	Tulane	3	2	130	N	UTRGV	3	0
										81	H	LSU	1	3	138	H	East Carolina	3	2
										82	A	UTSA	3	1	140	H	UT Arlington	2	3
															141	A	Houston Baptist	1	3
															164	N	UTEP	2	3
															178	H	Memphis	3	2
															224	A	South Fla.	3	2
															253	A	Lamar University	3	1
															260	A	McNeese	3	1
															277	N	Incarnate Word	3	2
					LAST 10 GAMES														
					127	H	Wichita St.	3	0	138	H	East Carolina	3	2					
					69	H	Tulsa	1	3	69	A	Tulsa	3	1					
					224	A	South Fla.	3	2	127	A	Wichita St.	3	1					
					28	A	UCF	0	3	108	A	Temple	3	2					
					31	H	Cincinnati	2	3	74	A	Tulane	3	2					

Non-Div. I Games:

Houston

Average RPI Win: 217		WON-LOST RECORD		WINNING PCT. RANK		LAST 10 GAMES		STRENGTH OF SCHEDULE		OPP. STRENGTH OF SCHEDULE		TEAM RPI		ADJ RPI		CONF. RPI		ADJ CONF. RPI	
DIV. I ONLY		15- 4		.78947 37		8-2		256		184		94		.54804 95		12		12	
DIV. I NON-CONF.		7- 2		.77778 43		0		328		212		196		.484 195		18		18	
TOTALS		RPI 1-25		RPI 26-50		W-L RECORDS		RPI 51-100		RPI 101-150		RPI 150+							
15- 4		0- 0		0- 0		OVERALL		1- 2		2- 1		12- 1							
6- 2		0- 0		0- 0		HOME		0- 1		1- 0		5- 1							
6- 2		0- 0		0- 0		AWAY		1- 1		1- 1		4- 0							
3- 0		0- 0		0- 0		NEUTRAL		0- 0		0- 0		3- 0							
7- 2		0- 0		0- 0		NON-CONFERENCE		0- 0		0- 1		7- 1							
2- 1		0- 0		0- 0		HOME		0- 0		0- 0		2- 1							
2- 1		0- 0		0- 0		AWAY		0- 0		0- 1		2- 0							
3- 0		0- 0		0- 0		NEUTRAL		0- 0		0- 0		3- 0							
8- 2		0- 0		0- 0		CONFERENCE		1- 2		2- 0		5- 0							
4- 1		0- 0		0- 0		HOME		0- 1		1- 0		3- 0							
4- 1		0- 0		0- 0		AWAY		1- 1		1- 0		2- 0							
0- 0		0- 0		0- 0		NEUTRAL		0- 0		0- 0		0- 0							
RPI	S	Opponent		Score	RPI	S	Opponent		Score	RPI	S	Opponent		Score					
							80	A Princeton	3 1	115	A	Saint Mary's (CA)		2 3					
							80	H Princeton	2 3	145	A	Columbia		3 0					
							85	A Yale	1 3	145	H	Columbia		3 0					
										184	A	Buffalo		3 2					
										186	A	Brown		3 0					
										196	H	Youngstown St.		3 0					
										204	A	Penn		3 2					
										204	H	Penn		3 0					
										211	H	Harvard		3 1					
										246	H	Hartford		2 3					
										257	H	Dartmouth		3 0					
										259	A	San Francisco		3 1					
										276	N	Canisius		3 0					
										295	N	Utah St.		3 0					
										297	H	Niagara		3 0					
										323	N	Saint Francis (PA)		3 0					
LAST 10 GAMES																			
							204	H Penn	3 0				211	H Harvard	3 1				
							80	H Princeton	2 3				257	H Dartmouth	3 0				
							145	A Columbia	3 0				80	A Princeton	3 1				
							85	A Yale	1 3				204	A Penn	3 2				
							186	A Brown	3 0				145	H Columbia	3 0				

Non-Div. I Games:

Cornell

Average RPI Win: 180		WON-LOST RECORD		WINNING PCT. RANK		LAST 10 GAMES		STRENGTH OF SCHEDULE		OPP. STRENGTH OF SCHEDULE		TEAM RPI		ADJ RPI		CONF. RPI		ADJ CONF. RPI	
DIV. I ONLY		15- 8		.65217 82		9-1		166		103		96		.5453 96		13		13	
DIV. I NON-CONF.		5- 6		.45455 199		0		194		49		186		.49146 186		14		14	
TOTALS		RPI 1-25		RPI 26-50		W-L RECORDS		RPI 51-100		RPI 101-150		RPI 150+							
15- 8		0- 0		0- 1		OVERALL		2- 4		4- 3		9- 0							
8- 3		0- 0		0- 0		HOME		1- 2		2- 1		5- 0							
4- 3		0- 0		0- 1		AWAY		0- 0		1- 2		3- 0							
3- 2		0- 0		0- 0		NEUTRAL		1- 2		1- 0		1- 0							
5- 6		0- 0		0- 1		NON-CONFERENCE		1- 4		1- 1		3- 0							
2- 2		0- 0		0- 0		HOME		0- 2		0- 0		2- 0							
0- 2		0- 0		0- 1		AWAY		0- 0		0- 1		0- 0							
3- 2		0- 0		0- 0		NEUTRAL		1- 2		1- 0		1- 0							
10- 2		0- 0		0- 0		CONFERENCE		1- 0		3- 2		6- 0							
6- 1		0- 0		0- 0		HOME		1- 0		2- 1		3- 0							
4- 1		0- 0		0- 0		AWAY		0- 0		1- 1		3- 0							
0- 0		0- 0		0- 0		NEUTRAL		0- 0		0- 0		0- 0							
RPI	S	Opponent		Score	RPI	S	Opponent		Score	RPI	S	Opponent		Score					
					50	A	Ohio St.	1	3	51	H	Dayton	0	3					
										51	N	Dayton	0	3					
										57	N	Tennessee	0	3					
										63	N	North Carolina	3	1					
										75	H	Bowling Green	3	0					
										88	H	Northwestern	1	3					
												107	H	Central Mich.	3	2			
												112	N	Illinois St.	3	1			
												116	H	Akron	0	3			
												124	A	Oakland	1	3			
												135	A	Ball St.	3	0			
												143	A	Ohio	1	3			
												143	H	Ohio	3	1			
												184	H	Buffalo	3	0			
												203	A	Kent St.	3	0			
												203	H	Kent St.	3	0			
												205	H	Virginia Tech	3	1			
												221	H	Eastern Mich.	3	1			
												235	A	Northern Ill.	3	2			
												256	A	Toledo	3	0			
												265	N	Indiana St.	3	0			
												292	H	USC Upstate	3	0			
LAST 10 GAMES																			
					203	H	Kent St.	3	0	221	H	Eastern Mich.	3	1					
					143	H	Ohio	3	1	235	A	Northern Ill.	3	2					
					256	A	Toledo	3	0	75	H	Bowling Green	3	0					
					135	A	Ball St.	3	0	116	H	Akron	0	3					
					107	H	Central Mich.	3	2	184	H	Buffalo	3	0					

Non-Div. I Games:

Miami (OH)

Average RPI Win: 187		WON-LOST RECORD		WINNING PCT. RANK		LAST 10 GAMES		STRENGTH OF SCHEDULE		OPP. STRENGTH OF SCHEDULE		TEAM RPI		ADJ RPI		CONF. RPI		ADJ CONF. RPI	
DIV. I ONLY		12- 11		.52174 145		5-5		76		68		97		.54442 97		8		8	
DIV. I NON-CONF.		5- 6		.45455 199		0		82		47		116		.53361 115		7		6	
TOTALS		RPI 1-25		RPI 26-50		W-L RECORDS		RPI 51-100		RPI 101-150		RPI 150+							
12- 11		0- 5		0- 2		OVERALL		1- 3		2- 0		9- 1							
4- 3		0- 1		0- 1		HOME		0- 1		1- 0		3- 0							
4- 6		0- 4		0- 0		AWAY		0- 1		1- 0		3- 1							
4- 2		0- 0		0- 1		NEUTRAL		1- 1		0- 0		3- 0							
5- 6		0- 3		0- 1		NON-CONFERENCE		1- 2		0- 0		4- 0							
0- 0		0- 0		0- 0		HOME		0- 0		0- 0		0- 0							
1- 4		0- 3		0- 0		AWAY		0- 1		0- 0		1- 0							
4- 2		0- 0		0- 1		NEUTRAL		1- 1		0- 0		3- 0							
7- 5		0- 2		0- 1		CONFERENCE		0- 1		2- 0		5- 1							
4- 3		0- 1		0- 1		HOME		0- 1		1- 0		3- 0							
3- 2		0- 1		0- 0		AWAY		0- 0		1- 0		2- 1							
0- 0		0- 0		0- 0		NEUTRAL		0- 0		0- 0		0- 0							
RPI S	Opponent		Score		RPI S	Opponent		Score		RPI S	Opponent		Score		RPI S	Opponent		Score	
6 A	Nebraska		1	3	33 H	San Diego		1	3	56 H	Pepperdine		1	3	115 A	Saint Mary's (CA)		3	2
16 A	BYU		2	3	40 N	Illinois		1	3	79 A	Arizona		0	3	118 H	Santa Clara		3	0
16 H	BYU		1	3						93 N	Denver		2	3	155 A	Pacific		3	2
17 A	Rice		1	3						98 N	High Point		3	0	161 A	Portland		3	1
17 A	Rice		1	3											161 H	Portland		3	0
															162 A	Butler		3	1
															198 N	Appalachian St.		3	1
															244 A	Gonzaga		1	3
															244 H	Gonzaga		3	0
															259 H	San Francisco		3	0
															266 N	Abilene Christian		3	0
															311 N	Belmont		3	0
LAST 10 GAMES																			
244 A Gonzaga					1	3	115 A Saint Mary's (CA)					3	2						
161 A Portland					3	1	56 H Pepperdine					1	3						
33 H San Diego					1	3	161 H Portland					3	0						
16 H BYU					1	3	244 H Gonzaga					3	0						
155 A Pacific					3	2	16 A BYU					2	3						

Non-Div. I Games:

LMU (CA)

Average RPI Win:		238	WON-LOST RECORD		WINNING PCT. RANK		LAST 10 GAMES		STRENGTH OF SCHEDULE		OPP. STRENGTH OF SCHEDULE		TEAM RPI		ADJ RPI		CONF. RPI		ADJ CONF. RPI				
DIV. I ONLY			17- 10		.62963 94		8-2		115		188		98		.5441 98		27		27				
DIV. I NON-CONF.			8- 9		.47059 186		0-1		81		103		120		.5313 120		28		28				
TOTALS		RPI 1-25		RPI 26-50				W-L RECORDS		RPI 51-100				RPI 101-150				RPI 150+					
17- 10		0- 1		0- 3				OVERALL		1- 4				0- 2				16- 0					
6- 3		0- 0		0- 1				HOME		0- 1				0- 1				6- 0					
7- 4		0- 1		0- 1				AWAY		0- 1				0- 1				7- 0					
4- 3		0- 0		0- 1				NEUTRAL		1- 2				0- 0				3- 0					
8- 9		0- 1		0- 3				NON-CONFERENCE		1- 3				0- 2				7- 0					
1- 3		0- 0		0- 1				HOME		0- 1				0- 1				1- 0					
3- 3		0- 1		0- 1				AWAY		0- 0				0- 1				3- 0					
4- 3		0- 0		0- 1				NEUTRAL		1- 2				0- 0				3- 0					
9- 1		0- 0		0- 0				CONFERENCE		0- 1				0- 0				9- 0					
5- 0		0- 0		0- 0				HOME		0- 0				0- 0				5- 0					
4- 1		0- 0		0- 0				AWAY		0- 1				0- 0				4- 0					
0- 0		0- 0		0- 0				NEUTRAL		0- 0				0- 0				0- 0					
RPI	S	Opponent		Score		RPI	S	Opponent		Score		RPI	S	Opponent		Score		RPI	S	Opponent		Score	
6	A	Nebraska		0	3	32	H	Florida St.		2	3	58	N	Villanova		2	3	105	H	Kennesaw St.		0	3
						44	A	South Carolina		1	3	62	H	James Madison		0	3	106	A	TCU		0	3
						48	N	VCU		0	3	86	A	Winthrop		0	3	157	A	Omaha		3	2
												93	N	Denver		3	0	168	N	Lipscomb		3	0
												97	N	LMU (CA)		0	3	208	A	Davidson		3	0
																		212	N	Wofford		3	0
																		228	A	Presbyterian		3	1
																		238	H	Campbell		3	0
																		241	A	Radford		3	1
																		241	H	Radford		3	2
																		255	A	Charleston So.		3	1
																		261	H	Furman		3	0
																		273	H	UNC Asheville		3	0
																		278	A	UNC Greensboro		3	0
																		283	N	Jacksonville		3	1
																		292	H	USC Upstate		3	1
																		309	A	Gardner-Webb		3	0
																		317	H	Hampton		3	1
LAST 10 GAMES																							
						32	H	Florida St.		2	3	86	A	Winthrop		0	3						
						241	A	Radford		3	1	255	A	Charleston So.		3	1						
						292	H	USC Upstate		3	1	228	A	Presbyterian		3	1						
						273	H	UNC Asheville		3	0	238	H	Campbell		3	0						
						309	A	Gardner-Webb		3	0	317	H	Hampton		3	1						

Average RPI Win: 230		WON-LOST RECORD	WINNING PCT. RANK	LAST 10 GAMES	STRENGTH OF SCHEDULE	OPP. STRENGTH OF SCHEDULE	TEAM RPI	ADJ RPI	CONF. RPI	ADJ CONF. RPI		
Average RPI Loss: 136												
DIV. I ONLY		20- 4	.83333	22	9-1	287	230	99	.54391	99	25	25
DIV. I NON-CONF.		9- 3	.75	50	0	235	182	113	.53606	113	26	26
<hr/>												
TOTALS		RPI 1-25		RPI 26-50		W-L RECORDS		RPI 51-100		RPI 101-150		RPI 150+
20- 4		0- 0		0- 0		OVERALL		2- 2		0- 0		18- 2
5- 1		0- 0		0- 0		HOME		0- 0		0- 0		5- 1
8- 3		0- 0		0- 0		AWAY		1- 2		0- 0		7- 1
7- 0		0- 0		0- 0		NEUTRAL		1- 0		0- 0		6- 0
9- 3		0- 0		0- 0		NON-CONFERENCE		1- 2		0- 0		8- 1
0- 0		0- 0		0- 0		HOME		0- 0		0- 0		0- 0
2- 3		0- 0		0- 0		AWAY		0- 2		0- 0		2- 1
7- 0		0- 0		0- 0		NEUTRAL		1- 0		0- 0		6- 0
11- 1		0- 0		0- 0		CONFERENCE		1- 0		0- 0		10- 1
5- 1		0- 0		0- 0		HOME		0- 0		0- 0		5- 1
6- 0		0- 0		0- 0		AWAY		1- 0		0- 0		5- 0
0- 0		0- 0		0- 0		NEUTRAL		0- 0		0- 0		0- 0
RPI	S	Opponent	Score	RPI	S	Opponent	Score	RPI	S	Opponent	Score	
						57 A Tennessee	0 3	160 A Jacksonville St.			3 1	
						61 A Coastal Caro.	2 3	165 A UAB			2 3	
						71 N Troy	3 1	172 N North Dakota St.			3 1	
						73 A Samford	3 2	190 A Georgia St.			3 2	
								191 A Western Caro.			3 0	
								197 N Southeastern La.			3 0	
								212 H Wofford			3 2	
								226 N Ga. Southern			3 2	
								234 A Mercer			3 0	
								234 H Mercer			3 0	
								255 N Charleston So.			3 0	
								261 A Furman			3 1	
								261 H Furman			2 3	
								278 A UNC Greensboro			3 0	
								278 H UNC Greensboro			3 0	
								294 H The Citadel			3 1	
								302 A Chattanooga			3 0	
								302 H Chattanooga			3 2	
								332 N South Carolina St.			3 0	
								334 N Alcorn			3 0	
<hr/>												
LAST 10 GAMES												
302 H Chattanooga						3	2	191 A Western Caro.		3	0	
234 H Mercer						3	0	294 H The Citadel		3	1	
278 H UNC Greensboro						3	0	212 H Wofford		3	2	
261 H Furman						2	3	234 A Mercer		3	0	
73 A Samford						3	2	302 A Chattanooga		3	0	

Non-Div. I Games:

ETSU

Average RPI Win:		212	WON-LOST RECORD		WINNING PCT. RANK		LAST 10 GAMES		STRENGTH OF SCHEDULE		OPP. STRENGTH OF SCHEDULE		TEAM RPI		ADJ RPI		CONF. RPI		ADJ CONF. RPI					
Average RPI Loss:		102																						
DIV. I ONLY			17- 7		.70833 55		9-1		213		150		100		.54303 100		23		23					
DIV. I NON-CONF.			6- 6		.5 163		0		128		88		136		.51985 136		20		20					
TOTALS		RPI 1-25		RPI 26-50		W-L RECORDS		RPI 51-100		RPI 101-150		RPI 150+												
17- 7		0- 1		0- 1		OVERALL		0- 2		3- 1		14- 2												
8- 3		0- 0		0- 1		HOME		0- 1		2- 0		6- 1												
7- 4		0- 1		0- 0		AWAY		0- 1		1- 1		6- 1												
2- 0		0- 0		0- 0		NEUTRAL		0- 0		0- 0		2- 0												
6- 6		0- 1		0- 1		NON-CONFERENCE		0- 2		2- 1		4- 1												
3- 3		0- 0		0- 1		HOME		0- 1		2- 0		1- 1												
1- 3		0- 1		0- 0		AWAY		0- 1		0- 1		1- 0												
2- 0		0- 0		0- 0		NEUTRAL		0- 0		0- 0		2- 0												
11- 1		0- 0		0- 0		CONFERENCE		0- 0		1- 0		10- 1												
5- 0		0- 0		0- 0		HOME		0- 0		0- 0		5- 0												
6- 1		0- 0		0- 0		AWAY		0- 0		1- 0		5- 1												
0- 0		0- 0		0- 0		NEUTRAL		0- 0		0- 0		0- 0												
RPI S	Opponent		Score		RPI S	Opponent		Score		RPI S	Opponent		Score		RPI S	Opponent		Score						
18 A	Colorado St.		0 3		41 H	Cal Poly		2 3		71 A	Wyoming		2 3		101 H	Oregon St.		3 2						
										87 H	Grand Canyon		1 3		104 A	Weber St.		3 0						
															109 H	Rutgers		3 1						
															118 A	Santa Clara		1 3						
															151 A	Northern Ariz.		0 3						
															169 A	Sacramento St.		3 1						
															175 H	Idaho		3 1						
															184 N	Buffalo		3 0						
															217 H	Southern Utah		3 0						
															225 A	Montana St.		3 2						
															225 H	Montana St.		3 0						
															230 H	Marist		2 3						
															233 H	New Mexico		3 2						
															237 A	Portland St.		3 0						
															239 A	San Jose St.		3 0						
															252 N	Col. of Charleston		3 2						
															272 A	Idaho St.		3 1						
															282 H	Eastern Wash.		3 0						
															291 A	Montana		3 1						
															291 H	Montana		3 0						
					LAST 10 GAMES																			
					291 A Montana					3 1					169 A Sacramento St.					3 1				
					225 A Montana St.					3 2					175 H Idaho					3 1				
					217 H Southern Utah					3 0					282 H Eastern Wash.					3 0				
					151 A Northern Ariz.					0 3					104 A Weber St.					3 0				
					237 A Portland St.					3 0					272 A Idaho St.					3 1				

Non-Div. I Games:

Northern Colo.

Average RPI Win: 149		WON-LOST RECORD		WINNING PCT. RANK		LAST 10 GAMES		STRENGTH OF SCHEDULE		OPP. STRENGTH OF SCHEDULE		TEAM RPI		ADJ RPI		CONF. RPI		ADJ CONF. RPI	
DIV. I ONLY		9- 14		.3913 233		1-9		33		29		102		.54275 101		1		1	
DIV. I NON-CONF.		6- 5		.54545 143		0		89		93		96		.54696 97		1		1	
TOTALS		RPI 1-25		RPI 26-50		W-L RECORDS		RPI 51-100		RPI 101-150		RPI 150+							
9- 14		0- 7		0- 5		OVERALL		4- 2		1- 0		4- 0							
2- 4		0- 3		0- 1		HOME		2- 0		0- 0		0- 0							
2- 8		0- 3		0- 3		AWAY		1- 2		0- 0		1- 0							
5- 2		0- 1		0- 1		NEUTRAL		1- 0		1- 0		3- 0							
6- 5		0- 2		0- 1		NON-CONFERENCE		1- 2		1- 0		4- 0							
0- 0		0- 0		0- 0		HOME		0- 0		0- 0		0- 0							
1- 3		0- 1		0- 0		AWAY		0- 2		0- 0		1- 0							
5- 2		0- 1		0- 1		NEUTRAL		1- 0		1- 0		3- 0							
3- 9		0- 5		0- 4		CONFERENCE		3- 0		0- 0		0- 0							
2- 4		0- 3		0- 1		HOME		2- 0		0- 0		0- 0							
1- 5		0- 2		0- 3		AWAY		1- 0		0- 0		0- 0							
0- 0		0- 0		0- 0		NEUTRAL		0- 0		0- 0		0- 0							
RPI	S	Opponent		Score		RPI	S	Opponent		Score		RPI	S	Opponent		Score			
5	A	Stanford		0 3		30	A	California		1 3		60	H	Colorado		3 1			
5	H	Stanford		0 3		30	H	California		0 3		66	H	Oregon		3 2			
7	A	Washington		0 3		37	A	Washington St.		1 3		79	A	Arizona		3 2			
14	H	UCLA		2 3		41	N	Cal Poly		1 3		85	N	Yale		3 1			
18	A	Colorado St.		1 3		49	A	Arizona St.		0 3		91	A	Indiana		0 3			
20	H	Southern California		1 3								100	A	Northern Colo.		2 3			
25	N	Oklahoma		2 3															
LAST 10 GAMES																			
30 A California 1 3						20 H Southern California 1 3													
5 A Stanford 0 3						37 A Washington St. 1 3													
49 A Arizona St. 0 3						7 A Washington 0 3													
79 A Arizona 3 2						5 H Stanford 0 3													
14 H UCLA 2 3						30 H California 0 3													

Non-Div. I Games:

Oregon St.

Average RPI Win:		195	WON-LOST RECORD		WINNING PCT. RANK		LAST 10 GAMES		STRENGTH OF SCHEDULE		OPP. STRENGTH OF SCHEDULE		TEAM RPI		ADJ RPI		CONF. RPI		ADJ CONF. RPI				
DIV. I ONLY				17- 8	.68	75	6-4		219		90		105		.54189		102	5		5			
DIV. I NON-CONF.				9- 4	.69231	80	0		311		171		192		.48673		192	5		5			
TOTALS		RPI 1-25		RPI 26-50		W-L RECORDS		RPI 51-100		RPI 101-150		RPI 150+											
17- 8		1- 1		0- 2		OVERALL		1- 3		4- 1		11- 1											
4- 2		1- 1		0- 1		HOME		0- 0		1- 0		2- 0											
7- 4		0- 0		0- 1		AWAY		1- 3		3- 0		3- 0											
6- 2		0- 0		0- 0		NEUTRAL		0- 0		0- 1		6- 1											
9- 4		0- 0		0- 0		NON-CONFERENCE		0- 2		0- 1		9- 1											
0- 0		0- 0		0- 0		HOME		0- 0		0- 0		0- 0											
3- 2		0- 0		0- 0		AWAY		0- 2		0- 0		3- 0											
6- 2		0- 0		0- 0		NEUTRAL		0- 0		0- 1		6- 1											
8- 4		1- 1		0- 2		CONFERENCE		1- 1		4- 0		2- 0											
4- 2		1- 1		0- 1		HOME		0- 0		1- 0		2- 0											
4- 2		0- 0		0- 1		AWAY		1- 1		3- 0		0- 0											
0- 0		0- 0		0- 0		NEUTRAL		0- 0		0- 0		0- 0											
RPI	S	Opponent		Score		RPI	S	Opponent		Score		RPI	S	Opponent		Score							
4	H	Pittsburgh		0 3		32	A	Florida St.		0 3		63	A	North Carolina		0 3		101	N	Oregon St.		0 3	
24	H	Louisville		3 2		34	H	Notre Dame		2 3		64	A	Georgia Tech		3 2		120	H	Duke		3 1	
												66	A	Oregon		0 3		131	A	Clemson		3 1	
												89	A	Fla. Atlantic		1 3		134	A	Miami (FL)		3 2	
																		150	A	NC State		3 2	
																		176	H	Virginia		3 0	
																		192	N	Albany (NY)		2 3	
																		202	H	Wake Forest		3 1	
																		211	A	Harvard		3 2	
																		217	N	Southern Utah		3 0	
																		231	N	UC Irvine		3 0	
																		232	A	UConn		3 2	
																		240	N	Bryant		3 0	
																		258	A	Rhode Island		3 2	
																		289	N	Central Conn. St.		3 1	
																		313	N	Bethune-Cookman		3 0	
																		321	N	Iona		3 0	
						LAST 10 GAMES																	
						34 H Notre Dame 2 3						32 A Florida St. 0 3											
						24 H Louisville 3 2						4 H Pittsburgh 0 3											
						63 A North Carolina 0 3						176 H Virginia 3 0											
						150 A NC State 3 2						202 H Wake Forest 3 1											
						134 A Miami (FL) 3 2						120 H Duke 3 1											

Non-Div. I Games:

Boston College

Average RPI Win: 207		WON-LOST	WINNING	LAST 10	STRENGTH OF		OPP. STRENGTH	TEAM	ADJ	CONF.	ADJ CONF.
Average RPI Loss: 111		RECORD	PCT. RANK	GAMES	SCHEDULE		OF SCHEDULE	RPI	RPI	RPI	RPI
DIV. I ONLY		17-8	.68	75	8-2		192	140	103	.54149	103
DIV. I NON-CONF.		7-6	.53846	151	0		142	136	140	.51906	139
TOTALS		RPI 1-25	RPI 26-50		W-L RECORDS		RPI 51-100		RPI 101-150		RPI 150+
17-8	0-0	0-3		OVERALL		1-1		0-2		16-2	
8-3	0-0	0-2		HOME		0-0		0-1		8-0	
6-2	0-0	0-0		AWAY		0-0		0-1		6-1	
3-3	0-0	0-1		NEUTRAL		1-1		0-0		2-1	
7-6	0-0	0-2		NON-CONFERENCE		1-1		0-1		6-2	
2-2	0-0	0-1		HOME		0-0		0-1		2-0	
2-1	0-0	0-0		AWAY		0-0		0-0		2-1	
3-3	0-0	0-1		NEUTRAL		1-1		0-0		2-1	
10-2	0-0	0-1		CONFERENCE		0-0		0-1		10-0	
6-1	0-0	0-1		HOME		0-0		0-0		6-0	
4-1	0-0	0-0		AWAY		0-0		0-1		4-0	
0-0	0-0	0-0		NEUTRAL		0-0		0-0		0-0	
RPI S	Opponent	Score	RPI S	Opponent	Score	RPI S	Opponent	Score	RPI S	Opponent	Score
			27 N	Western Ky.	2 3	83 N	UIC	0 3	112 A	Illinois St.	1 3
			35 H	SFA	1 3	88 N	Northwestern	3 2	123 H	Western Mich.	1 3
			47 H	UNI	1 3				153 A	Bradley	3 0
									172 N	North Dakota St.	3 1
									188 A	Evansville	3 0
									188 H	Evansville	3 0
									199 H	Loyola Maryland	3 2
									200 A	Valparaiso	3 0
									200 H	Valparaiso	3 0
									205 N	Virginia Tech	1 3
									210 H	Southern Ill.	3 1
									218 A	DePaul	3 1
									225 H	Montana St.	3 0
									229 H	Missouri St.	3 0
									231 N	UC Irvine	3 0
									245 A	Air Force	3 0
									248 H	Drake	3 1
									256 A	Toledo	2 3
									265 A	Indiana St.	3 0
									265 H	Indiana St.	3 1
			LAST 10 GAMES								
			265 H	Indiana St.	3 1	112 A	Illinois St.	1 3			
			188 H	Evansville	3 0	229 H	Missouri St.	3 0			
			200 A	Valparaiso	3 0	210 H	Southern Ill.	3 1			
			47 H	UNI	1 3	188 A	Evansville	3 0			
			153 A	Bradley	3 0	265 A	Indiana St.	3 0			

Non-Div. I Games:

Loyola Chicago

Average RPI Win: 206		WON-LOST	WINNING	LAST 10	STRENGTH OF		OPP. STRENGTH	TEAM	ADJ	CONF.	ADJ CONF.		
Average RPI Loss: 136		RECORD	PCT. RANK	GAMES	SCHEDULE		OF SCHEDULE	RPI	RPI	RPI	RPI		
DIV. I ONLY		17- 6	.73913	47	8-2		246	154	104	.54135	104	23	23
DIV. I NON-CONF.		9- 2	.81818	33	0		205	94	72	.57202	72	20	20
TOTALS		RPI 1-25	RPI 26-50		W-L RECORDS		RPI 51-100		RPI 101-150		RPI 150+		
17- 6	0- 1	0- 0		OVERALL		1- 1		2- 0		14- 4			
7- 3	0- 0	0- 0		HOME		0- 1		1- 0		6- 2			
6- 3	0- 1	0- 0		AWAY		0- 0		0- 0		6- 2			
4- 0	0- 0	0- 0		NEUTRAL		1- 0		1- 0		2- 0			
9- 2	0- 1	0- 0		NON-CONFERENCE		1- 0		2- 0		6- 1			
3- 1	0- 0	0- 0		HOME		0- 0		1- 0		2- 1			
2- 1	0- 1	0- 0		AWAY		0- 0		0- 0		2- 0			
4- 0	0- 0	0- 0		NEUTRAL		1- 0		1- 0		2- 0			
8- 4	0- 0	0- 0		CONFERENCE		0- 1		0- 0		8- 3			
4- 2	0- 0	0- 0		HOME		0- 1		0- 0		4- 1			
4- 2	0- 0	0- 0		AWAY		0- 0		0- 0		4- 2			
0- 0	0- 0	0- 0		NEUTRAL		0- 0		0- 0		0- 0			
RPI S	Opponent	Score		RPI S	Opponent	Score		RPI S	Opponent	Score			
16 A	BYU	0 3						54 N	SMU	3 0			
								100 H	Northern Colo.	0 3			
								121 H	UNLV	3 1			
								144 N	Sam Houston St.	3 0			
								151 A	Northern Ariz.	1 3			
								151 H	Northern Ariz.	3 0			
								159 A	Utah Valley	3 1			
								161 H	Portland	1 3			
								169 H	Sacramento St.	2 3			
								175 H	Idaho	3 2			
								180 H	CSUN	3 0			
								189 N	Kansas St.	3 1			
								217 A	Southern Utah	2 3			
								217 H	Southern Utah	3 1			
								225 A	Montana St.	3 0			
								229 A	Missouri St.	3 2			
								237 H	Portland St.	3 0			
								272 A	Idaho St.	3 2			
								279 N	LIU Brooklyn	3 0			
								282 A	Eastern Wash.	3 1			
								291 A	Montana	3 1			
								295 H	Utah St.	3 0			
				LAST 10 GAMES									
				151 H	Northern Ariz.	3	0	225 A	Montana St.	3	0		
				217 H	Southern Utah	3	1	169 H	Sacramento St.	2	3		
				282 A	Eastern Wash.	3	1	237 H	Portland St.	3	0		
				175 H	Idaho	3	2	100 H	Northern Colo.	0	3		
				291 A	Montana	3	1	272 A	Idaho St.	3	2		

Non-Div. I Games:

Weber St.

Average RPI Win: 200		WON-LOST	WINNING	LAST 10	STRENGTH OF		OPP. STRENGTH	TEAM	ADJ	CONF.	ADJ CONF.	
Average RPI Loss: 108		RECORD	PCT. RANK	GAMES	SCHEDULE		OF SCHEDULE	RPI	RPI	RPI	RPI	
DIV. I ONLY		16- 8	.66667	78	188		159	108	.5413	105	24	24
DIV. I NON-CONF.		7- 5	.58333	116	54		84	67	.58157	64	24	24
TOTALS		RPI 1-25	RPI 26-50		W-L RECORDS		RPI 51-100		RPI 101-150		RPI 150+	
16- 8	0- 0	0- 2		OVERALL		4- 2		2- 2		10- 2		
8- 2	0- 0	0- 0		HOME		1- 1		2- 0		5- 1		
5- 4	0- 0	0- 1		AWAY		2- 1		0- 1		3- 1		
3- 2	0- 0	0- 1		NEUTRAL		1- 0		0- 1		2- 0		
7- 5	0- 0	0- 2		NON-CONFERENCE		4- 1		1- 2		2- 0		
2- 1	0- 0	0- 0		HOME		1- 1		1- 0		0- 0		
2- 2	0- 0	0- 1		AWAY		2- 0		0- 1		0- 0		
3- 2	0- 0	0- 1		NEUTRAL		1- 0		0- 1		2- 0		
9- 3	0- 0	0- 0		CONFERENCE		0- 1		1- 0		8- 2		
6- 1	0- 0	0- 0		HOME		0- 0		1- 0		5- 1		
3- 2	0- 0	0- 0		AWAY		0- 1		0- 0		3- 1		
0- 0	0- 0	0- 0		NEUTRAL		0- 0		0- 0		0- 0		
RPI S	Opponent	Score	RPI S	Opponent	Score	RPI S	Opponent	Score	RPI S	Opponent	Score	
29 N	Georgia	2 3	55 A	FGCU	1 3	111 N	Maryland	0 3				
44 A	South Carolina	0 3	62 N	James Madison	3 2	128 H	Liberty	3 1				
			64 H	Georgia Tech	3 1	131 A	Clemson	1 3				
			73 H	Samford	2 3	132 H	South Alabama	3 2				
			77 A	Alabama	3 1	168 A	Lipscomb	3 1				
			98 A	High Point	3 0	168 H	Lipscomb	0 3				
						212 N	Wofford	3 0				
						219 H	Stetson	3 0				
						251 A	North Florida	1 3				
						251 H	North Florida	3 0				
						261 N	Furman	3 2				
						283 H	Jacksonville	3 0				
						305 A	North Ala.	3 0				
						305 H	North Ala.	3 1				
						319 A	NJIT	3 0				
						319 H	NJIT	3 0				
LAST 10 GAMES			LAST 10 GAMES			LAST 10 GAMES						
168 H	Lipscomb	0 3	128 H	Liberty	3 1							
319 H	NJIT	3 0	55 A	FGCU	1 3							
251 A	North Florida	1 3	305 H	North Ala.	3 1							
305 A	North Ala.	3 0	168 A	Lipscomb	3 1							
283 H	Jacksonville	3 0	219 H	Stetson	3 0							

Non-Div. I Games:

Kennesaw St.

Average RPI Win: 123		WON-LOST RECORD		WINNING PCT. RANK		LAST 10 GAMES		STRENGTH OF SCHEDULE		OPP. STRENGTH OF SCHEDULE		TEAM RPI		ADJ RPI		CONF. RPI		ADJ CONF. RPI	
DIV. I ONLY		7- 13		.35 257		2-8		23		35		109		.54107 106		3		3	
DIV. I NON-CONF.		5- 5		.5 163		0		17		72		55		.59468 55		3		3	
TOTALS		RPI 1-25		RPI 26-50		W-L RECORDS		RPI 51-100		RPI 101-150		RPI 150+							
7- 13		0- 5		0- 3		OVERALL		3- 2		2- 1		2- 2							
6- 7		0- 3		0- 2		HOME		2- 1		2- 0		2- 1							
1- 6		0- 2		0- 1		AWAY		1- 1		0- 1		0- 1							
0- 0		0- 0		0- 0		NEUTRAL		0- 0		0- 0		0- 0							
5- 5		0- 2		0- 1		NON-CONFERENCE		2- 2		1- 0		2- 0							
5- 3		0- 1		0- 1		HOME		2- 1		1- 0		2- 0							
0- 2		0- 1		0- 0		AWAY		0- 1		0- 0		0- 0							
0- 0		0- 0		0- 0		NEUTRAL		0- 0		0- 0		0- 0							
2- 8		0- 3		0- 2		CONFERENCE		1- 0		1- 1		0- 2							
1- 4		0- 2		0- 1		HOME		0- 0		1- 0		0- 1							
1- 4		0- 1		0- 1		AWAY		1- 0		0- 1		0- 1							
0- 0		0- 0		0- 0		NEUTRAL		0- 0		0- 0		0- 0							
RPI S	Opponent		Score		RPI S	Opponent		Score		RPI S	Opponent		Score		RPI S	Opponent		Score	
1	H	Baylor	0	3	32	H	Florida St.	0	3	54	A	SMU	0	3	126	H	West Virginia	3	0
2	H	Texas	0	3	36	A	Iowa St.	0	3	58	H	Villanova	3	1	134	H	Miami (FL)	3	0
17	A	Rice	0	3	36	H	Iowa St.	0	3	65	A	Texas Tech	3	2	136	A	Kansas	0	3
18	H	Colorado St.	0	3						89	H	Fla. Atlantic	2	3	168	H	Lipscomb	3	0
25	A	Oklahoma	0	3						98	H	High Point	3	0	189	A	Kansas St.	2	3
															189	H	Kansas St.	1	3
															209	H	Auburn	3	2
LAST 10 GAMES																			
189 A Kansas St.					2 3					1 H Baylor					0 3				
36 H Iowa St.					0 3					65 A Texas Tech					3 2				
126 H West Virginia					3 0					2 H Texas					0 3				
136 A Kansas					0 3					189 H Kansas St.					1 3				
36 A Iowa St.					0 3					25 A Oklahoma					0 3				

Non-Div. I Games:

TCU

Average RPI Win: 216		WON-LOST RECORD		WINNING PCT. RANK		LAST 10 GAMES		STRENGTH OF SCHEDULE		OPP. STRENGTH OF SCHEDULE		TEAM RPI		ADJ RPI		CONF. RPI		ADJ CONF. RPI	
DIV. I ONLY		20- 4		.83333 22		8-2		293		176		101		.54027 107		13		13	
DIV. I NON-CONF.		10- 2		.83333 25		0		322		225		168		.49809 172		14		14	
TOTALS		RPI 1-25		RPI 26-50		W-L RECORDS		RPI 51-100		RPI 101-150		RPI 150+							
20- 4		0- 0		0- 0		OVERALL		1- 2		4- 0		15- 2							
8- 2		0- 0		0- 0		HOME		0- 1		3- 0		5- 1							
5- 2		0- 0		0- 0		AWAY		1- 1		1- 0		3- 1							
7- 0		0- 0		0- 0		NEUTRAL		0- 0		0- 0		7- 0							
10- 2		0- 0		0- 0		NON-CONFERENCE		0- 1		0- 0		10- 1							
2- 1		0- 0		0- 0		HOME		0- 1		0- 0		2- 0							
1- 1		0- 0		0- 0		AWAY		0- 0		0- 0		1- 1							
7- 0		0- 0		0- 0		NEUTRAL		0- 0		0- 0		7- 0							
10- 2		0- 0		0- 0		CONFERENCE		1- 1		4- 0		5- 1							
6- 1		0- 0		0- 0		HOME		0- 0		3- 0		3- 1							
4- 1		0- 0		0- 0		AWAY		1- 1		1- 0		2- 0							
0- 0		0- 0		0- 0		NEUTRAL		0- 0		0- 0		0- 0							
RPI S	Opponent	Score		RPI S	Opponent	Score		RPI S	Opponent	Score		RPI S	Opponent	Score					
								75 A Bowling Green		3 0		116 H Akron		3 0					
								83 H UIC		0 3		123 A Western Mich.		3 0					
								96 A Miami (OH)		2 3		123 H Western Mich.		3 1					
												135 H Ball St.		3 1					
												156 N Robert Morris		3 0					
												172 H North Dakota St.		3 2					
												184 H Buffalo		2 3					
												196 A Youngstown St.		3 0					
												200 N Valparaiso		3 1					
												203 H Kent St.		3 1					
												218 A DePaul		1 3					
												221 A Eastern Mich.		3 1					
												235 A Northern Ill.		3 1					
												235 H Northern Ill.		3 0					
												256 H Toledo		3 2					
												298 N Holy Cross		3 0					
												306 H Eastern Ill.		3 0					
												306 N Eastern Ill.		3 2					
												312 N UMES		3 1					
												319 N NJIT		3 0					
												328 N Saint Peter's		3 0					
				LAST 10 GAMES															
				235 H Northern Ill.				3 0					75 A Bowling Green				3 0		
				123 H Western Mich.				3 1					256 H Toledo				3 2		
				184 H Buffalo				2 3					135 H Ball St.				3 1		
				116 H Akron				3 0					203 H Kent St.				3 1		
				96 A Miami (OH)				2 3					221 A Eastern Mich.				3 1		

Temple

Temple				Through Games Of Through Nov. 3								
Average RPI Win: 167 Average RPI Loss: 104		WON-LOST RECORD	WINNING PCT. RANK	LAST 10 GAMES		STRENGTH OF SCHEDULE	OPP. STRENGTH OF SCHEDULE	TEAM RPI	ADJ RPI	CONF. RPI	ADJ CONF. RPI	
DIV. I ONLY		11- 13	.45833 195	2-8		40	148	106	.53975 108	7	7	
DIV. I NON-CONF.		9- 2	.81818 33	0		48	211	30	.6282 31	8	8	
TOTALS		RPI 1-25	RPI 26-50		W-L RECORDS	RPI 51-100		RPI 101-150		RPI 150+		
11- 13	0- 0		0- 3		OVERALL	2- 5		5- 2		4- 3		
6- 4	0- 0		0- 1		HOME	0- 2		4- 0		2- 1		
3- 8	0- 0		0- 2		AWAY	2- 2		0- 2		1- 2		
2- 1	0- 0		0- 0		NEUTRAL	0- 1		1- 0		1- 0		
9- 2	0- 0		0- 0		NON-CONFERENCE	2- 2		3- 0		4- 0		
4- 0	0- 0		0- 0		HOME	0- 0		2- 0		2- 0		
3- 1	0- 0		0- 0		AWAY	2- 1		0- 0		1- 0		
2- 1	0- 0		0- 0		NEUTRAL	0- 1		1- 0		1- 0		
2- 11	0- 0		0- 3		CONFERENCE	0- 3		2- 2		0- 3		
2- 4	0- 0		0- 1		HOME	0- 2		2- 0		0- 1		
0- 7	0- 0		0- 2		AWAY	0- 1		0- 2		0- 2		
0- 0	0- 0		0- 0		NEUTRAL	0- 0		0- 0		0- 0		
RPI S	Opponent	Score	RPI S	Opponent	Score	RPI S	Opponent	Score	RPI S	Opponent	Score	
			28 A	UCF	0 3	54 A	SMU	0 3	127 H	Wichita St.	3 0	
			31 A	Cincinnati	0 3	58 A	Villanova	1 3	138 A	East Carolina	0 3	
			31 H	Cincinnati	0 3	59 A	American	3 0	138 A	East Carolina	0 3	
						69 H	Tulsa	0 3	138 H	East Carolina	3 1	
						80 N	Princeton	0 3	143 H	Ohio	3 2	
						86 A	Winthrop	3 0	145 H	Columbia	3 0	
						94 H	Houston	2 3	146 N	Fairfield	3 0	
									178 A	Memphis	0 3	
									193 H	Lehigh	3 0	
									224 A	South Fla.	0 3	
									232 H	UConn	1 3	
									241 H	Radford	3 0	
									264 N	Lafayette	3 0	
									299 A	UMBC	3 0	
LAST 10 GAMES												
			138 A	East Carolina	0 3	54 A	SMU	0 3				
			31 A	Cincinnati	0 3	31 H	Cincinnati	0 3				
			127 H	Wichita St.	3 0	138 H	East Carolina	3 1				
			69 H	Tulsa	0 3	94 H	Houston	2 3				
			178 A	Memphis	0 3	232 H	UConn	1 3				

Non-Div. I Games:

Temple

Temple

Average RPI Win: 126		WON-LOST RECORD		WINNING PCT. RANK		LAST 10 GAMES		STRENGTH OF SCHEDULE		OPP. STRENGTH OF SCHEDULE		TEAM RPI		ADJ RPI		CONF. RPI		ADJ CONF. RPI					
DIV. I ONLY		8- 15		.34783 260		2-8		14		62		110		.53958 109		2		2					
DIV. I NON-CONF.		6- 5		.54545 143		0		27		207		68		.5799 66		2		2					
TOTALS		RPI 1-25		RPI 26-50		W-L RECORDS		RPI 51-100		RPI 101-150		RPI 150+											
8- 15		0- 4		1- 4		OVERALL		4- 4		0- 1		3- 2											
4- 4		0- 1		1- 2		HOME		2- 0		0- 1		1- 0											
2- 9		0- 3		0- 2		AWAY		2- 3		0- 0		0- 1											
2- 2		0- 0		0- 0		NEUTRAL		0- 1		0- 0		2- 1											
6- 5		0- 0		1- 0		NON-CONFERENCE		2- 3		0- 0		3- 2											
3- 0		0- 0		1- 0		HOME		1- 0		0- 0		1- 0											
1- 3		0- 0		0- 0		AWAY		1- 2		0- 0		0- 1											
2- 2		0- 0		0- 0		NEUTRAL		0- 1		0- 0		2- 1											
2- 10		0- 4		0- 4		CONFERENCE		2- 1		0- 1		0- 0											
1- 4		0- 1		0- 2		HOME		1- 0		0- 1		0- 0											
1- 6		0- 3		0- 2		AWAY		1- 1		0- 0		0- 0											
0- 0		0- 0		0- 0		NEUTRAL		0- 0		0- 0		0- 0											
RPI	S	Opponent		Score		RPI	S	Opponent		Score		RPI	S	Opponent		Score							
6	A	Nebraska		0 3		39	A	Michigan		0 3		59	A	American		0 3							
6	H	Nebraska		0 3		39	H	Michigan		0 3		70	A	Colgate		3 0							
8	A	Minnesota		1 3		42	H	Towson		3 1		76	A	Michigan St.		0 3							
15	A	Penn St.		0 3		50	A	Ohio St.		1 3		80	H	Princeton		3 1							
						50	H	Ohio St.		0 3		84	A	Iowa		3 0							
												87	N	Grand Canyon		2 3							
												88	H	Northwestern		3 2							
												100	A	Northern Colo.		1 3							
LAST 10 GAMES																							
84 A Iowa						3 0						76 A Michigan St.						0 3					
6 A Nebraska						0 3						111 H Maryland						1 3					
88 H Northwestern						3 2						50 H Ohio St.						0 3					
50 A Ohio St.						1 3						8 A Minnesota						1 3					
39 A Michigan						0 3						6 H Nebraska						0 3					

Non-Div. I Games:

Rutgers

Average RPI Win: 132		WON-LOST RECORD		WINNING PCT. RANK		LAST 10 GAMES		STRENGTH OF SCHEDULE		OPP. STRENGTH OF SCHEDULE		TEAM RPI		ADJ RPI		CONF. RPI		ADJ CONF. RPI	
DIV. I ONLY		8- 11		.42105 219		4-6		52		39		113		.53883 110		5		5	
DIV. I NON-CONF.		3- 4		.42857 212		0		56		32		99		.5457 100		5		5	
TOTALS		RPI 1-25		RPI 26-50		W-L RECORDS		RPI 51-100		RPI 101-150		RPI 150+							
8- 11		1- 3		1- 1		OVERALL		0- 3		3- 3		3- 1							
3- 3		1- 1		1- 0		HOME		0- 0		0- 1		1- 1							
5- 5		0- 1		0- 1		AWAY		0- 2		3- 1		2- 0							
0- 3		0- 1		0- 0		NEUTRAL		0- 1		0- 1		0- 0							
3- 4		0- 2		0- 0		NON-CONFERENCE		0- 1		1- 1		2- 0							
0- 0		0- 0		0- 0		HOME		0- 0		0- 0		0- 0							
3- 1		0- 1		0- 0		AWAY		0- 0		1- 0		2- 0							
0- 3		0- 1		0- 0		NEUTRAL		0- 1		0- 1		0- 0							
5- 7		1- 1		1- 1		CONFERENCE		0- 2		2- 2		1- 1							
3- 3		1- 1		1- 0		HOME		0- 0		0- 1		1- 1							
2- 4		0- 0		0- 1		AWAY		0- 2		2- 1		0- 0							
0- 0		0- 0		0- 0		NEUTRAL		0- 0		0- 0		0- 0							
RPI S	Opponent		Score		RPI S	Opponent		Score		RPI S	Opponent		Score		RPI S	Opponent		Score	
1 N	Baylor		0	3	32 A	Florida St.		0	3	63 A	North Carolina		1	3	120 H	Duke		2	3
4 H	Pittsburgh		0	3	34 H	Notre Dame		3	1	64 A	Georgia Tech		1	3	131 A	Clemson		3	2
12 A	Marquette		0	3						79 N	Arizona		0	3	133 N	Morehead St.		2	3
24 H	Louisville		3	2											134 A	Miami (FL)		1	3
															136 A	Kansas		3	0
															150 A	NC State		3	0
															176 H	Virginia		3	0
															195 A	Northeastern		3	0
															202 H	Wake Forest		1	3
															211 A	Harvard		3	1
				LAST 10 GAMES															
					24 H	Louisville		3	2	134 A	Miami (FL)		1	3					
					34 H	Notre Dame		3	1	176 H	Virginia		3	0					
					150 A	NC State		3	0	4 H	Pittsburgh		0	3					
					63 A	North Carolina		1	3	120 H	Duke		2	3					
					32 A	Florida St.		0	3	202 H	Wake Forest		1	3					

Non-Div. I Games:

Syracuse

Average RPI Win: 135		WON-LOST RECORD		WINNING PCT. RANK		LAST 10 GAMES		STRENGTH OF SCHEDULE		OPP. STRENGTH OF SCHEDULE		TEAM RPI		ADJ RPI		CONF. RPI		ADJ CONF. RPI					
DIV. I ONLY		12- 12		.5 155		4-6		86		36		107		.5381 111		2		2					
DIV. I NON-CONF.		8- 4		.66667 87		0		186		92		104		.54007 108		2		2					
TOTALS		RPI 1-25		RPI 26-50		W-L RECORDS		RPI 51-100		RPI 101-150		RPI 150+											
12- 12		0- 4		0- 4		OVERALL		5- 2		2- 1		5- 1											
5- 5		0- 2		0- 2		HOME		3- 0		0- 0		2- 1											
3- 5		0- 2		0- 2		AWAY		2- 1		1- 0		0- 0											
4- 2		0- 0		0- 0		NEUTRAL		0- 1		1- 1		3- 0											
8- 4		0- 0		0- 1		NON-CONFERENCE		2- 1		1- 1		5- 1											
3- 1		0- 0		0- 0		HOME		1- 0		0- 0		2- 1											
1- 1		0- 0		0- 1		AWAY		1- 0		0- 0		0- 0											
4- 2		0- 0		0- 0		NEUTRAL		0- 1		1- 1		3- 0											
4- 8		0- 4		0- 3		CONFERENCE		3- 1		1- 0		0- 0											
2- 4		0- 2		0- 2		HOME		2- 0		0- 0		0- 0											
2- 4		0- 2		0- 1		AWAY		1- 1		1- 0		0- 0											
0- 0		0- 0		0- 0		NEUTRAL		0- 0		0- 0		0- 0											
RPI	S	Opponent		Score		RPI	S	Opponent		Score		RPI	S	Opponent		Score							
3	A	Wisconsin		0	3	39	H	Michigan		0	3	76	A	Michigan St.		0	3	105	N	Kennesaw St.	3	0	
6	H	Nebraska		0	3	44	A	South Carolina		2	3	76	H	Michigan St.		3	2	109	A	Rutgers	3	1	
15	A	Penn St.		2	3	50	A	Ohio St.		0	3	80	H	Princeton		3	2	130	N	UTRGV	2	3	
15	H	Penn St.		0	3	50	H	Ohio St.		1	3	82	A	UTSA		3	1	174	H	Arkansas	3	1	
												88	A	Northwestern		3	2	189	N	Kansas St.	3	2	
												91	H	Indiana		3	2	198	N	Appalachian St.	3	0	
												94	N	Houston		2	3	206	H	Howard	3	2	
																		220	N	Austin Peay		3	0
																		300	H	George Mason		2	3

Average RPI Win:		161	WON-LOST RECORD		WINNING PCT. RANK		LAST 10 GAMES		STRENGTH OF SCHEDULE		OPP. STRENGTH OF SCHEDULE		TEAM RPI		ADJ RPI		CONF. RPI		ADJ CONF. RPI				
Average RPI Loss:		120																					
DIV. I ONLY			13- 10		.56522 118		5-5		139		89		117		.53803 112		19		19				
DIV. I NON-CONF.			7- 5		.58333 116		0		90		45		77		.56781 76		13		13				
TOTALS		RPI 1-25		RPI 26-50		W-L RECORDS		RPI 51-100		RPI 101-150		RPI 150+											
13- 10		0- 1		3- 1		OVERALL		1- 3		2- 0		7- 5											
6- 2		0- 1		2- 0		HOME		0- 0		1- 0		3- 1											
4- 5		0- 0		1- 1		AWAY		0- 0		1- 0		2- 4											
3- 3		0- 0		0- 0		NEUTRAL		1- 3		0- 0		2- 0											
7- 5		0- 1		2- 1		NON-CONFERENCE		1- 3		1- 0		3- 0											
2- 1		0- 1		2- 0		HOME		0- 0		0- 0		0- 0											
2- 1		0- 0		0- 1		AWAY		0- 0		1- 0		1- 0											
3- 3		0- 0		0- 0		NEUTRAL		1- 3		0- 0		2- 0											
6- 5		0- 0		1- 0		CONFERENCE		0- 0		1- 0		4- 5											
4- 1		0- 0		0- 0		HOME		0- 0		1- 0		3- 1											
2- 4		0- 0		1- 0		AWAY		0- 0		0- 0		1- 4											
0- 0		0- 0		0- 0		NEUTRAL		0- 0		0- 0		0- 0											
RPI	S	Opponent		Score		RPI	S	Opponent		Score		RPI	S	Opponent		Score							
12	H	Marquette		2	3	28	H	UCF		3	2	51	N	Dayton		2	3	103	H	Loyola Chicago	3	1	
						40	H	Illinois		3	1	56	N	Pepperdine		1	3	122	A	North Texas	3	1	
						47	A	UNI		3	2	69	N	Tulsa		3	1	153	A	Bradley	2	3	
						50	A	Ohio St.		0	3	96	N	Miami (OH)		1	3	153	H	Bradley	2	3	
																		188	A	Evansville	2	3	
																		200	H	Valparaiso	3	1	
																		210	A	Southern Ill.	1	3	
																		210	H	Southern Ill.	3	0	
																		229	A	Missouri St.	1	3	
																		229	H	Missouri St.	3	0	
																		245	N	Air Force	3	2	
																		248	A	Drake	3	0	
																		274	N	Little Rock	3	0	
																		275	A	Oral Roberts	3	0	
						LAST 10 GAMES																	
						153	H	Bradley		2	3	47	A	UNI		3	2						
						229	A	Missouri St.		1	3	248	A	Drake		3	0						
						210	A	Southern Ill.		1	3	153	A	Bradley		2	3						
						200	H	Valparaiso		3	1	188	A	Evansville		2	3						
						103	H	Loyola Chicago		3	1	210	H	Southern Ill.		3	0						

Non-Div. I Games:

Illinois St.

Average RPI Win: 226		WON-LOST RECORD		WINNING PCT. RANK		LAST 10 GAMES		STRENGTH OF SCHEDULE		OPP. STRENGTH OF SCHEDULE		TEAM RPI		ADJ RPI		CONF. RPI		ADJ CONF. RPI	
DIV. I ONLY		14- 9		.6087 102		8-2		126		161		111		.53687 113		18		18	
DIV. I NON-CONF.		6- 7		.46154 190		0		64		158		119		.53193 119		15		15	
TOTALS		RPI 1-25		RPI 26-50		W-L RECORDS		RPI 51-100		RPI 101-150		RPI 150+							
14- 9		0- 1		0- 2		OVERALL		1- 4		0- 0		13- 2							
9- 3		0- 0		0- 0		HOME		1- 2		0- 0		8- 1							
4- 3		0- 1		0- 0		AWAY		0- 1		0- 0		4- 1							
1- 3		0- 0		0- 2		NEUTRAL		0- 1		0- 0		1- 0							
6- 7		0- 1		0- 2		NON-CONFERENCE		1- 2		0- 0		5- 2							
5- 2		0- 0		0- 0		HOME		1- 1		0- 0		4- 1							
0- 2		0- 1		0- 0		AWAY		0- 0		0- 0		0- 1							
1- 3		0- 0		0- 2		NEUTRAL		0- 1		0- 0		1- 0							
8- 2		0- 0		0- 0		CONFERENCE		0- 2		0- 0		8- 0							
4- 1		0- 0		0- 0		HOME		0- 1		0- 0		4- 0							
4- 1		0- 0		0- 0		AWAY		0- 1		0- 0		4- 0							
0- 0		0- 0		0- 0		NEUTRAL		0- 0		0- 0		0- 0							
RPI S	Opponent	Score		RPI S	Opponent	Score		RPI S	Opponent	Score		RPI S	Opponent	Score					
12 A	Marquette	0	3	46 N	Green Bay	0	3	51 A	Dayton	1	3	154 A	George Washington	3	0				
				47 N	UNI	0	3	51 H	Dayton	0	3	154 H	George Washington	3	0				
								52 N	Milwaukee	1	3	158 H	Southeast Mo. St.	2	3				
								71 H	Troy	3	1	185 H	Middle Tenn.	3	1				
								90 H	Marshall	0	3	210 H	Southern Ill.	3	1				
												237 H	Portland St.	3	1				
												247 A	Fordham	3	1				
												247 H	Fordham	3	2				
												248 A	Drake	1	3				
												254 H	UT Martin	3	0				
												258 A	Rhode Island	3	2				
												258 H	Rhode Island	3	0				
												282 N	Eastern Wash.	3	1				
												300 A	George Mason	3	0				
												300 H	George Mason	3	2				
				LAST 10 GAMES															
								51 A	Dayton	1	3	300 A	George Mason	3	0				
								154 H	George Washington	3	0	154 A	George Washington	3	0				
								300 H	George Mason	3	2	258 H	Rhode Island	3	0				
								247 A	Fordham	3	1	247 H	Fordham	3	2				
								258 A	Rhode Island	3	2	51 H	Dayton	0	3				

Non-Div. I Games:

Saint Louis

Average RPI Win: 240		WON-LOST	WINNING	LAST 10	STRENGTH OF		OPP. STRENGTH	TEAM	ADJ	CONF.	ADJ CONF.
Average RPI Loss: 85		RECORD	PCT. RANK	GAMES	SCHEDULE		OF SCHEDULE	RPI	RPI	RPI	RPI
DIV. I ONLY		16-9	.64	86	152		219	112	.5364	114	20
DIV. I NON-CONF.		9-4	.69231	80	183		214	111	.53719	111	22
TOTALS		RPI 1-25	RPI 26-50		W-L RECORDS		RPI 51-100		RPI 101-150		RPI 150+
16-9	0-1	0-0		OVERALL		0-6		0-0		16-2	
12-2	0-0	0-0		HOME		0-2		0-0		12-0	
3-5	0-1	0-0		AWAY		0-3		0-0		3-1	
1-2	0-0	0-0		NEUTRAL		0-1		0-0		1-1	
9-4	0-1	0-0		NON-CONFERENCE		0-2		0-0		9-1	
8-0	0-0	0-0		HOME		0-0		0-0		8-0	
0-2	0-1	0-0		AWAY		0-1		0-0		0-0	
1-2	0-0	0-0		NEUTRAL		0-1		0-0		1-1	
7-5	0-0	0-0		CONFERENCE		0-4		0-0		7-1	
4-2	0-0	0-0		HOME		0-2		0-0		4-0	
3-3	0-0	0-0		AWAY		0-2		0-0		3-1	
0-0	0-0	0-0		NEUTRAL		0-0		0-0		0-0	
RPI S	Opponent	Score		RPI S	Opponent	Score		RPI S	Opponent	Score	
11 A	Hawaii	1	3					59 A	American	0	3
								59 H	American	1	3
								70 A	Colgate	0	3
								70 H	Colgate	1	3
								85 A	Yale	0	3
								93 N	Denver	0	3
								152 A	Navy	2	3
								152 H	Navy	3	2
								169 N	Sacramento St.	2	3
								183 H	New Hampshire	3	0
								193 A	Lehigh	3	0
								199 H	Loyola Maryland	3	0
								203 H	Kent St.	3	1
								215 N	Stony Brook	3	0
								222 H	Sacred Heart	3	0
								230 H	Marist	3	0
								236 A	Bucknell	3	1
								240 H	Bryant	3	0
								258 H	Rhode Island	3	1
								264 H	Lafayette	3	1
								298 A	Holy Cross	3	1
								298 H	Holy Cross	3	1
								321 H	Iona	3	0
								325 H	Binghamton	3	0
LAST 10 GAMES											
298 A	Holy Cross	3	1	264 H	Lafayette	3	1				
70 A	Colgate	0	3	193 A	Lehigh	3	0				
152 A	Navy	2	3	236 A	Bucknell	3	1				
59 A	American	0	3	70 H	Colgate	1	3				
199 H	Loyola Maryland	3	0	298 H	Holy Cross	3	1				

Non-Div. I Games:

Army West Point

Average RPI Win:		167	WON-LOST RECORD		WINNING PCT. RANK		LAST 10 GAMES		STRENGTH OF SCHEDULE		OPP. STRENGTH OF SCHEDULE		TEAM RPI		ADJ RPI		CONF. RPI		ADJ CONF. RPI	
DIV. I ONLY			8- 14		.36364 250		4-6		27		84		119		.53402 115		8		8	
DIV. I NON-CONF.			4- 6		.4 231		0		35		85		100		.54956 91		7		6	
TOTALS		RPI 1-25		RPI 26-50		W-L RECORDS		RPI 51-100		RPI 101-150		RPI 150+								
8- 14		0- 4		1- 4		OVERALL		2- 2		0- 2		5- 2								
4- 6		0- 1		0- 2		HOME		2- 1		0- 1		2- 1								
2- 6		0- 2		0- 2		AWAY		0- 0		0- 1		2- 1								
2- 2		0- 1		1- 0		NEUTRAL		0- 1		0- 0		1- 0								
4- 6		0- 2		1- 2		NON-CONFERENCE		1- 1		0- 0		2- 1								
2- 1		0- 0		0- 1		HOME		1- 0		0- 0		1- 0								
0- 3		0- 1		0- 1		AWAY		0- 0		0- 0		0- 1								
2- 2		0- 1		1- 0		NEUTRAL		0- 1		0- 0		1- 0								
4- 8		0- 2		0- 2		CONFERENCE		1- 1		0- 2		3- 1								
2- 5		0- 1		0- 1		HOME		1- 1		0- 1		1- 1								
2- 3		0- 1		0- 1		AWAY		0- 0		0- 1		2- 0								
0- 0		0- 0		0- 0		NEUTRAL		0- 0		0- 0		0- 0								
RPI S	Opponent		Score		RPI S	Opponent		Score		RPI S	Opponent		Score		RPI S	Opponent		Score		
13 N	Kentucky		0	3	30 A	California		0	3	56 H	Pepperdine		3 1	118 A	Santa Clara		0	3		
16 A	BYU		0	3	30 H	California		1	3	92 N	Boise St.		2 3	118 H	Santa Clara		1	3		
16 H	BYU		0	3	33 A	San Diego		1	3	95 H	Cornell		3 2	155 H	Pacific		2	3		
22 A	Utah		0	3	33 H	San Diego		0	3	97 H	LMU (CA)		2 3	161 A	Portland		3	1		
					41 N	Cal Poly		3	0					185 N	Middle Tenn.		3	1		
														217 A	Southern Utah		2	3		
														244 A	Gonzaga		3	1		
														259 H	San Francisco		3	0		
														295 H	Utah St.		3	0		
LAST 10 GAMES																				
	33 A	San Diego		1	3		97 H	LMU (CA)		2	3									
	16 A	BYU		0	3		161 A	Portland		3	1									
	259 H	San Francisco		3	0		244 A	Gonzaga		3	1									
	118 H	Santa Clara		1	3		16 H	BYU		0	3									
	56 H	Pepperdine		3	1		33 H	San Diego		0	3									

Non-Div. I Games:

Saint Mary's (CA)

Average RPI Win: 210		WON-LOST RECORD	WINNING PCT. RANK		LAST 10 GAMES		STRENGTH OF SCHEDULE		OPP. STRENGTH OF SCHEDULE		TEAM RPI	ADJ RPI	CONF. RPI	ADJ CONF. RPI	
Average RPI Loss: 138															
DIV. I ONLY		16- 7	.69565	63	7-3		227		188		114	.53397	116	13	13
DIV. I NON-CONF.		7- 4	.63636	100	0		245		233		171	.49903	170	14	14
TOTALS		RPI 1-25		RPI 26-50		W-L RECORDS		RPI 51-100		RPI 101-150		RPI 150+			
16- 7		0- 0		0- 1		OVERALL		2- 1		3- 3		11- 2			
7- 2		0- 0		0- 0		HOME		0- 0		2- 1		5- 1			
7- 2		0- 0		0- 0		AWAY		2- 1		1- 1		4- 0			
2- 3		0- 0		0- 1		NEUTRAL		0- 0		0- 1		2- 1			
7- 4		0- 0		0- 1		NON-CONFERENCE		0- 1		1- 1		6- 1			
3- 0		0- 0		0- 0		HOME		0- 0		0- 0		3- 0			
2- 1		0- 0		0- 0		AWAY		0- 1		1- 0		1- 0			
2- 3		0- 0		0- 1		NEUTRAL		0- 0		0- 1		2- 1			
9- 3		0- 0		0- 0		CONFERENCE		2- 0		2- 2		5- 1			
4- 2		0- 0		0- 0		HOME		0- 0		2- 1		2- 1			
5- 1		0- 0		0- 0		AWAY		2- 0		0- 1		3- 0			
0- 0		0- 0		0- 0		NEUTRAL		0- 0		0- 0		0- 0			
RPI S	Opponent	Score	RPI S	Opponent	Score	RPI S	Opponent	Score	RPI S	Opponent	Score				
			45 N	Wright St.	0 3	55 A	FGCU	1 3	107 A	Central Mich.	0 3				
						75 A	Bowling Green	3 1	123 H	Western Mich.	3 2				
						96 A	Miami (OH)	3 0	135 H	Ball St.	3 2				
									143 H	Ohio	1 3				
									148 N	San Diego St.	0 3				
									149 A	Xavier	3 2				
									184 A	Buffalo	3 2				
									184 H	Buffalo	2 3				
									203 H	Kent St.	3 1				
									221 A	Eastern Mich.	3 1				
									235 H	Northern Ill.	3 0				
									240 N	Bryant	3 1				
									256 A	Toledo	3 1				
									263 A	North Dakota	3 0				
									281 N	William & Mary	0 3				
									282 N	Eastern Wash.	3 0				
									284 H	Eastern Ky.	3 0				
									285 H	Seton Hall	3 0				
									323 H	Saint Francis (PA)	3 0				
LAST 10 GAMES															
			256 A	Toledo	3 1	235 H	Northern Ill.	3 0							
			184 H	Buffalo	2 3	203 H	Kent St.	3 1							
			221 A	Eastern Mich.	3 1	143 H	Ohio	1 3							
			107 A	Central Mich.	0 3	96 A	Miami (OH)	3 0							
			123 H	Western Mich.	3 2	75 A	Bowling Green	3 1							

Non-Div. I Games:

Akron

U
M
K
C

UMKC				Through Games Of Through Nov. 3											
Average RPI Win: 221		WON-LOST RECORD	WINNING PCT. RANK	LAST 10 GAMES		STRENGTH OF SCHEDULE	OPP. STRENGTH OF SCHEDULE	TEAM RPI	ADJ RPI	CONF. RPI	ADJ CONF. RPI				
Average RPI Loss: 67															
DIV. I ONLY		12- 9	.57143 116	7-3		125	121	118	.53365 117	17	16				
DIV. I NON-CONF.		4- 6	.4 231	0		92	75	152	.51344 148	17	17				

TOTALS		RPI 1-25		RPI 26-50		W-L RECORDS		RPI 51-100		RPI 101-150		RPI 150+			
12- 9	0- 1			0- 2	OVERALL			0- 5			1- 1	11- 0			
5- 5	0- 0			0- 1	HOME			0- 3			1- 1	4- 0			
5- 2	0- 1			0- 0	AWAY			0- 1			0- 0	5- 0			
2- 2	0- 0			0- 1	NEUTRAL			0- 1			0- 0	2- 0			
4- 6	0- 1			0- 2	NON-CONFERENCE			0- 2			0- 1	4- 0			
1- 3	0- 0			0- 1	HOME			0- 1			0- 1	1- 0			
1- 1	0- 1			0- 0	AWAY			0- 0			0- 0	1- 0			
2- 2	0- 0			0- 1	NEUTRAL			0- 1			0- 0	2- 0			
8- 3	0- 0			0- 0	CONFERENCE			0- 3			1- 0	7- 0			
4- 2	0- 0			0- 0	HOME			0- 2			1- 0	3- 0			
4- 1	0- 0			0- 0	AWAY			0- 1			0- 0	4- 0			
0- 0	0- 0			0- 0	NEUTRAL			0- 0			0- 0	0- 0			

RPI S	Opponent	Score		RPI S	Opponent	Score		RPI S	Opponent	Score		RPI S	Opponent	Score	
23 A	Missouri	0	3	38 H	South Dakota	0	3	52 N	Milwaukee	0	3	130 H	UTRGV	3	1
				47 N	UNI	1	3	68 H	New Mexico St.	1	3	136 H	Kansas	2	3
								69 H	Tulsa	1	3	159 A	Utah Valley	3	2
								87 A	Grand Canyon	1	3	173 H	Louisiana Tech	3	1
								87 H	Grand Canyon	1	3	179 H	California Baptist	3	0
												200 N	Valparaiso	3	1
												220 N	Austin Peay	3	1
												243 A	Seattle U	3	2
												262 A	CSU Bakersfield	3	1
												262 H	CSU Bakersfield	3	0
												269 A	Chicago St.	3	0
												269 H	Chicago St.	3	0
												290 A	South Dakota St.	3	1
				LAST 10 GAMES											
				269 H	Chicago St.	3	0	243 A	Seattle U	3	2				
				87 A	Grand Canyon	1	3	159 A	Utah Valley	3	2				
				262 A	CSU Bakersfield	3	1	269 A	Chicago St.	3	0				
				130 H	UTRGV	3	1	87 H	Grand Canyon	1	3				
				68 H	New Mexico St.	1	3	179 H	California Baptist	3	0				

U
M
K
C

Non-Div. I Games:

UMKC

Average RPI Win:	187	WON-LOST RECORD	WINNING PCT. RANK	LAST 10 GAMES	STRENGTH OF SCHEDULE	OPP. STRENGTH OF SCHEDULE	TEAM RPI	ADJ RPI	CONF. RPI	ADJ CONF. RPI		
DIV. I ONLY		16- 8	.66667	78	6-4	225	107	115	.53358	118	8	8
DIV. I NON-CONF.		10- 3	.76923	46	0	219	173	93	.54804	94	7	6

TOTALS	RPI 1-25	RPI 26-50		W-L RECORDS		RPI 51-100		RPI 101-150		RPI 150+		
16- 8	0- 1	0- 1		OVERALL		3- 3		2- 0		11- 3		
6- 1	0- 0	0- 0		HOME		1- 0		1- 0		4- 1		
4- 7	0- 1	0- 1		AWAY		1- 3		1- 0		2- 2		
6- 0	0- 0	0- 0		NEUTRAL		1- 0		0- 0		5- 0		
10- 3	0- 0	0- 0		NON-CONFERENCE		3- 1		0- 0		7- 2		
2- 1	0- 0	0- 0		HOME		1- 0		0- 0		1- 1		
2- 2	0- 0	0- 0		AWAY		1- 1		0- 0		1- 1		
6- 0	0- 0	0- 0		NEUTRAL		1- 0		0- 0		5- 0		
6- 5	0- 1	0- 1		CONFERENCE		0- 2		2- 0		4- 1		
4- 0	0- 0	0- 0		HOME		0- 0		1- 0		3- 0		
2- 5	0- 1	0- 1		AWAY		0- 2		1- 0		1- 1		
0- 0	0- 0	0- 0		NEUTRAL		0- 0		0- 0		0- 0		
RPI	S	Opponent	Score	RPI	S	Opponent	Score	RPI	S	Opponent	Score	
16	A	BYU	0 3	33	A	San Diego	0 3	56	A	Pepperdine	1 3	
								90	N	Marshall	3 1	
								91	A	Indiana	3 0	
								93	A	Denver	2 3	
								97	A	LMU (CA)	0 3	
								100	H	Northern Colo.	3 1	
											</	

Non-Div. I Games:

Santa Clara

Average RPI Win:		213	WON-LOST RECORD		WINNING PCT. RANK		LAST 10 GAMES		STRENGTH OF SCHEDULE		OPP. STRENGTH OF SCHEDULE		TEAM RPI	ADJ RPI		CONF. RPI	ADJ CONF. RPI		
Average RPI Loss:		128																	
DIV. I ONLY			16- 9		.64 86		8-2		177		177		116	.53312 119		21	21		
DIV. I NON-CONF.			7- 6		.53846 151		0		155		141		147	.51357 147		23	22		
TOTALS		RPI 1-25		RPI 26-50		W-L RECORDS		RPI 51-100		RPI 101-150		RPI 150+							
16- 9		0- 1		0- 2		OVERALL		1- 0		3- 3		12- 3							
5- 2		0- 0		0- 0		HOME		0- 0		1- 2		4- 0							
6- 4		0- 1		0- 1		AWAY		1- 0		2- 0		3- 2							
5- 3		0- 0		0- 1		NEUTRAL		0- 0		0- 1		5- 1							
7- 6		0- 1		0- 1		NON-CONFERENCE		1- 0		1- 2		5- 2							
0- 1		0- 0		0- 0		HOME		0- 0		0- 1		0- 0							
2- 2		0- 1		0- 0		AWAY		1- 0		1- 0		0- 1							
5- 3		0- 0		0- 1		NEUTRAL		0- 0		0- 1		5- 1							
9- 3		0- 0		0- 1		CONFERENCE		0- 0		2- 1		7- 1							
5- 1		0- 0		0- 0		HOME		0- 0		1- 1		4- 0							
4- 2		0- 0		0- 1		AWAY		0- 0		1- 0		3- 1							
0- 0		0- 0		0- 0		NEUTRAL		0- 0		0- 0		0- 0							
RPI	S	Opponent		Score		RPI	S	Opponent		Score		RPI	S	Opponent		Score			
21	A	Purdue		0 3		35	A	SFA		0 3		94	A	Houston		3 0			
						49	N	Arizona St.		1 3									
														129 H Northwestern St.		1 3			
														130 A UTRGV		3 0			
														130 H UTRGV		2 3			
														140 N UT Arlington		2 3			
														141 A Houston Baptist		3 1			
														144 H Sam Houston St.		3 1			
														164 A UTEP		2 3			
														166 N Murray St.		3 0			
														179 N California Baptist		3 0			
														197 A Southeastern La.		3 2			
														207 H Central Ark.		3 1			
														221 N Eastern Mich.		0 3			
														233 N New Mexico		3 0			
														250 H New Orleans		3 0			
														253 A Lamar University		3 1			
														260 A McNeese		3 0			
														266 A Abilene Christian		1 3			
														268 H Nicholls St.		3 2			
														277 H Incarnate Word		3 0			
														303 N Jackson St.		3 1			
														304 N Coppin St.		3 1			
LAST 10 GAMES																			
253 A Lamar University						3		1		144 H Sam Houston St.						3		1	
260 A McNeese						3		0		277 H Incarnate Word						3		0	
250 H New Orleans						3		0		207 H Central Ark.						3		1	
268 H Nicholls St.						3		2		129 H Northwestern St.						1		3	
141 A Houston Baptist						3		1		266 A Abilene Christian						1		3	

Non-Div. I Games:

A&M-Corpus Christi

D
u
k
e

Duke				Through Games Of Through Nov. 3								
Average RPI Win:	176	WON-LOST RECORD	WINNING PCT. RANK	LAST 10 GAMES	STRENGTH OF SCHEDULE	OPP. STRENGTH OF SCHEDULE	TEAM RPI	ADJ RPI	CONF. RPI	ADJ CONF. RPI		
Average RPI Loss:	61											
DIV. I ONLY		11- 14	.44 206	4-6	67	64	120	.52847 120	5	5		
DIV. I NON-CONF.		7- 6	.53846 151	0	96	68	101	.54469 102	5	5		
<hr/>												
TOTALS		RPI 1-25	RPI 26-50	W-L RECORDS	RPI 51-100	RPI 101-150	RPI 150+					
11- 14	0- 3	0- 3	OVERALL	1- 5	2- 3	8- 0						
6- 7	0- 1	0- 3	HOME	0- 2	0- 1	6- 0						
4- 5	0- 2	0- 0	AWAY	0- 1	2- 2	2- 0						
1- 2	0- 0	0- 0	NEUTRAL	1- 2	0- 0	0- 0						
<hr/>												
7- 6	0- 1	0- 1	NON-CONFERENCE	1- 4	1- 0	5- 0						
4- 3	0- 0	0- 1	HOME	0- 2	0- 0	4- 0						
2- 1	0- 1	0- 0	AWAY	0- 0	1- 0	1- 0						
1- 2	0- 0	0- 0	NEUTRAL	1- 2	0- 0	0- 0						
<hr/>												
4- 8	0- 2	0- 2	CONFERENCE	0- 1	1- 3	3- 0						
2- 4	0- 1	0- 2	HOME	0- 0	0- 1	2- 0						
2- 4	0- 1	0- 0	AWAY	0- 1	1- 2	1- 0						
0- 0	0- 0	0- 0	NEUTRAL	0- 0	0- 0	0- 0						
<hr/>												
RPI S	Opponent	Score	RPI S	Opponent	Score	RPI S	Opponent	Score	RPI S	Opponent	Score	
4 A	Pittsburgh	0 3	29 H	Georgia	0 3	59 H	American	0 3	102 A	Boston College	1 3	
5 A	Stanford	0 3	32 H	Florida St.	1 3	64 A	Georgia Tech	0 3	110 A	Syracuse	3 2	
24 H	Louisville	0 3	34 H	Notre Dame	1 3	66 N	Oregon	3 2	125 A	Hofstra	3 1	
						76 N	Michigan St.	1 3	131 A	Clemson	2 3	
						78 N	St. John's (NY)	1 3	134 H	Miami (FL)	1 3	
						88 H	Northwestern	0 3	171 H	UNCW	3 1	
									176 A	Virginia	3 0	
									194 H	Charlotte	3 0	
									198 H	Appalachian St.	3 0	
									202 H	Wake Forest	3 0	
									205 H	Virginia Tech	3 1	
									212 H	Wofford	3 1	
									278 A	UNC Greensboro	3 0	
<hr/>												
LAST 10 GAMES												
4 A	Pittsburgh	0 3	131 A	Clemson	2 3							
176 A	Virginia	3 0	34 H	Notre Dame	1 3							
205 H	Virginia Tech	3 1	24 H	Louisville	0 3							
202 H	Wake Forest	3 0	110 A	Syracuse	3 2							
64 A	Georgia Tech	0 3	102 A	Boston College	1 3							

Non-Div. I Games:

Duke

D
u
k
e

Average RPI Win: 180		WON-LOST RECORD	WINNING PCT. RANK	LAST 10 GAMES	STRENGTH OF SCHEDULE	OPP. STRENGTH OF SCHEDULE	TEAM RPI	ADJ RPI	CONF. RPI	ADJ CONF. RPI	
Average RPI Loss: 105											
DIV. I ONLY		13- 10	.56522 118	9-1	143	110	121	.52834 121	14	14	
DIV. I NON-CONF.		4- 7	.36364 241	0	147	71	201	.48109 201	12	12	
<hr/>											
TOTALS		RPI 1-25	RPI 26-50		W-L RECORDS		RPI 51-100		RPI 101-150		RPI 150+
13- 10		0- 1	0- 2		OVERALL		2- 2		3- 2		8- 3
6- 6		0- 1	0- 1		HOME		1- 1		1- 1		4- 2
4- 3		0- 0	0- 0		AWAY		0- 1		2- 1		2- 1
3- 1		0- 0	0- 1		NEUTRAL		1- 0		0- 0		2- 0
4- 7		0- 0	0- 2		NON-CONFERENCE		1- 1		1- 1		2- 3
1- 4		0- 0	0- 1		HOME		0- 1		1- 0		0- 2
0- 2		0- 0	0- 0		AWAY		0- 0		0- 1		0- 1
3- 1		0- 0	0- 1		NEUTRAL		1- 0		0- 0		2- 0
9- 3		0- 1	0- 0		CONFERENCE		1- 1		2- 1		6- 0
5- 2		0- 1	0- 0		HOME		1- 0		0- 1		4- 0
4- 1		0- 0	0- 0		AWAY		0- 1		2- 0		2- 0
0- 0		0- 0	0- 0		NEUTRAL		0- 0		0- 0		0- 0
RPI S	Opponent	Score	RPI S	Opponent	Score	RPI S	Opponent	Score	RPI S	Opponent	Score
18 H	Colorado St.	1 3	30 N	California	0 3	63 N	North Carolina	3 2	104 A	Weber St.	1 3
			49 H	Arizona St.	2 3	65 H	Texas Tech	2 3	136 H	Kansas	3 1
						71 A	Wyoming	2 3	147 A	Nevada	3 1
						92 H	Boise St.	3 2	148 A	San Diego St.	3 1
									148 H	San Diego St.	1 3
									155 H	Pacific	1 3
									161 N	Portland	3 2
									175 H	Idaho	2 3
									180 N	CSUN	3 2
									201 A	Fresno St.	3 2
									201 H	Fresno St.	3 1
									231 A	UC Irvine	1 3
									233 H	New Mexico	3 1
									239 A	San Jose St.	3 0
									245 H	Air Force	3 1
									295 H	Utah St.	3 0
LAST 10 GAMES											
			148 H	San Diego St.	1 3	239 A	San Jose St.	3 0			
			201 H	Fresno St.	3 1	92 H	Boise St.	3 2			
			245 H	Air Force	3 1	295 H	Utah St.	3 0			
			233 H	New Mexico	3 1	201 A	Fresno St.	3 2			
			147 A	Nevada	3 1	148 A	San Diego St.	3 1			

Non-Div. I Games:

UNLV

Average RPI Win: 177		WON-LOST RECORD		WINNING PCT. RANK		LAST 10 GAMES		STRENGTH OF SCHEDULE		OPP. STRENGTH OF SCHEDULE		TEAM RPI		ADJ RPI		CONF. RPI		ADJ CONF. RPI					
DIV. I ONLY		15- 8		.65217 82		8-2		237		98		122		.52788 122		10		10					
DIV. I NON-CONF.		6- 6		.5 163		0		241		101		203		.47903 203		11		11					
TOTALS		RPI 1-25		RPI 26-50		W-L RECORDS		RPI 51-100		RPI 101-150		RPI 150+											
15- 8		0- 1		0- 1		OVERALL		4- 0		1- 2		10- 4											
6- 5		0- 1		0- 0		HOME		2- 0		1- 1		3- 3											
7- 1		0- 0		0- 1		AWAY		2- 0		0- 0		5- 0											
2- 2		0- 0		0- 0		NEUTRAL		0- 0		0- 1		2- 1											
6- 6		0- 0		0- 1		NON-CONFERENCE		2- 0		1- 2		3- 3											
3- 3		0- 0		0- 0		HOME		2- 0		1- 1		0- 2											
1- 1		0- 0		0- 1		AWAY		0- 0		0- 0		1- 0											
2- 2		0- 0		0- 0		NEUTRAL		0- 0		0- 1		2- 1											
9- 2		0- 1		0- 0		CONFERENCE		2- 0		0- 0		7- 1											
3- 2		0- 1		0- 0		HOME		0- 0		0- 0		3- 1											
6- 0		0- 0		0- 0		AWAY		2- 0		0- 0		4- 0											
0- 0		0- 0		0- 0		NEUTRAL		0- 0		0- 0		0- 0											
RPI	S	Opponent		Score		RPI	S	Opponent		Score		RPI	S	Opponent		Score							
17	H	Rice		0 3		41	A	Cal Poly		0 3		56	H	Pepperdine		3 2							
												69	H	Tulsa		3 1							
												89	A	Fla. Atlantic		3 2							
												90	A	Marshall		3 1							
												112	H	Illinois St.		1 3							
												127	N	Wichita St.		1 3							
												143	H	Ohio		3 0							
												165	H	UAB		3 0							
												170	N	Cal St. Fullerton		3 0							
												173	A	Louisiana Tech		3 0							
												173	H	Louisiana Tech		3 0							
												185	H	Middle Tenn.		2 3							
												187	A	FIU		3 2							
												189	H	Kansas St.		2 3							
												194	A	Charlotte		3 0							
												233	H	New Mexico		2 3							
												239	N	San Jose St.		2 3							
												266	A	Abilene Christian		3 0							
												288	A	Southern Miss.		3 1							
												288	H	Southern Miss.		3 0							
												310	N	Prairie View		3 0							
LAST 10 GAMES																							
89 A Fla. Atlantic						3 2						194 A Charlotte						3 0					
187 A FIU						3 2						288 H Southern Miss.						3 0					
173 H Louisiana Tech						3 0						173 A Louisiana Tech						3 0					
185 H Middle Tenn.						2 3						288 A Southern Miss.						3 1					
90 A Marshall						3 1						17 H Rice						0 3					

Non-Div. I Games:

North Texas

Average RPI Win: 176		WON-LOST	WINNING	LAST 10	STRENGTH OF		OPP. STRENGTH	TEAM	ADJ	CONF.	ADJ CONF.
Average RPI Loss: 136		RECORD	PCT. RANK	GAMES	SCHEDULE		OF SCHEDULE	RPI	RPI	RPI	RPI
DIV. I ONLY		13- 11	.54167	133	3-7		107	162	123	.52779	123
DIV. I NON-CONF.		9- 3	.75	50	0		91	151	57	.59102	58
TOTALS		RPI 1-25	RPI 26-50		W-L RECORDS		RPI 51-100		RPI 101-150		RPI 150+
13- 11	0-0	0-0		OVERALL		1-3		3-4		9-4	
3- 6	0-0	0-0		HOME		0-2		1-1		2-3	
4- 5	0-0	0-0		AWAY		0-1		1-3		3-1	
6- 0	0-0	0-0		NEUTRAL		1-0		1-0		4-0	
9- 3	0-0	0-0		NON-CONFERENCE		1-2		2-0		6-1	
1- 2	0-0	0-0		HOME		0-1		0-0		1-1	
2- 1	0-0	0-0		AWAY		0-1		1-0		1-0	
6- 0	0-0	0-0		NEUTRAL		1-0		1-0		4-0	
4- 8	0-0	0-0		CONFERENCE		0-1		1-4		3-3	
2- 4	0-0	0-0		HOME		0-1		1-1		1-2	
2- 4	0-0	0-0		AWAY		0-0		0-3		2-1	
0- 0	0-0	0-0		NEUTRAL		0-0		0-0		0-0	
RPI S	Opponent	Score	RPI S	Opponent	Score	RPI S	Opponent	Score	RPI S	Opponent	Score
						52 A	Milwaukee	0 3	103 A	Loyola Chicago	3 1
						67 N	Northern Ky.	3 2	107 A	Central Mich.	1 3
						75 H	Bowling Green	0 3	107 H	Central Mich.	0 3
						76 H	Michigan St.	0 3	116 A	Akron	2 3
									132 N	South Alabama	3 0
									135 A	Ball St.	1 3
									143 H	Ohio	3 2
									158 N	Southeast Mo. St.	3 0
									162 N	Butler	3 2
									182 A	Purdue Fort Wayne	3 2
									184 A	Buffalo	2 3
									199 N	Loyola Maryland	3 2
									203 H	Kent St.	2 3
									209 H	Auburn	0 3
									214 H	IUPUI	3 2
									221 A	Eastern Mich.	3 1
									221 H	Eastern Mich.	3 0
									225 N	Montana St.	3 1
									235 H	Northern Ill.	2 3
									256 A	Toledo	3 0
LAST 10 GAMES											
						221 A	Eastern Mich.	3 1	184 A	Buffalo	2 3
						107 A	Central Mich.	1 3	75 H	Bowling Green	0 3
						203 H	Kent St.	2 3	235 H	Northern Ill.	2 3
						143 H	Ohio	3 2	135 A	Ball St.	1 3
						116 A	Akron	2 3	256 A	Toledo	3 0

Non-Div. I Games:

Western Mich.

Average RPI Win: 177		WON-LOST RECORD	WINNING PCT. RANK	LAST 10 GAMES	STRENGTH OF SCHEDULE	OPP. STRENGTH OF SCHEDULE	TEAM RPI	ADJ RPI	CONF. RPI	ADJ CONF. RPI			
Average RPI Loss: 89													
DIV. I ONLY		13- 11	.54167 133	6-4	128	93	124	.5268 124	6	6			
DIV. I NON-CONF.		7- 5	.58333 116	0	185	148	145	.51524 145	6	7			
<hr/>													
TOTALS		RPI 1-25	RPI 26-50		W-L RECORDS		RPI 51-100		RPI 101-150		RPI 150+		
13- 11		0- 0	0- 4		OVERALL		4- 4		1- 1		8- 2		
5- 3		0- 0	0- 1		HOME		3- 1		0- 1		2- 0		
3- 8		0- 0	0- 3		AWAY		1- 3		1- 0		1- 2		
5- 0		0- 0	0- 0		NEUTRAL		0- 0		0- 0		5- 0		
<hr/>													
7- 5		0- 0	0- 1		NON-CONFERENCE		1- 3		0- 0		6- 1		
2- 1		0- 0	0- 0		HOME		1- 1		0- 0		1- 0		
0- 4		0- 0	0- 1		AWAY		0- 2		0- 0		0- 1		
5- 0		0- 0	0- 0		NEUTRAL		0- 0		0- 0		5- 0		
<hr/>													
6- 6		0- 0	0- 3		CONFERENCE		3- 1		1- 1		2- 1		
3- 2		0- 0	0- 1		HOME		2- 0		0- 1		1- 0		
3- 4		0- 0	0- 2		AWAY		1- 1		1- 0		1- 1		
0- 0		0- 0	0- 0		NEUTRAL		0- 0		0- 0		0- 0		
<hr/>													
RPI S	Opponent	Score	RPI S	Opponent	Score	RPI S	Opponent	Score	RPI S	Opponent	Score		
			39 A	Michigan	0 3	52 H	Milwaukee	3 2	139 A	Cleveland St.	3 2		
			45 A	Wright St.	0 3	60 A	Colorado	1 3	139 H	Cleveland St.	0 3		
			46 A	Green Bay	0 3	67 A	Northern Ky.	3 2	151 H	Northern Ariz.	3 1		
			46 H	Green Bay	2 3	75 H	Bowling Green	2 3	153 A	Bradley	1 3		
						76 A	Michigan St.	0 3	196 A	Youngstown St.	3 0		
						83 A	UIC	0 3	196 H	Youngstown St.	3 0		
						83 H	UIC	3 0	214 A	IUPUI	0 3		
						96 H	Miami (OH)	3 1	218 N	DePaul	3 1		
									238 N	Campbell	3 1		
									249 N	Tennessee Tech	3 0		
									299 N	UMBC	3 1		
									311 N	Belmont	3 2		
<hr/>													
LAST 10 GAMES													
196 H Youngstown St.						3	0	139 A Cleveland St.				3	2
139 H Cleveland St.						0	3	52 H Milwaukee				3	2
46 A Green Bay						0	3	67 A Northern Ky.				3	2
83 A UIC						0	3	83 H UIC				3	0
196 A Youngstown St.						3	0	46 H Green Bay				2	3

Non-Div. I Games:

Oakland

Average RPI Win:		225	WON-LOST RECORD		WINNING PCT. RANK		LAST 10 GAMES		STRENGTH OF SCHEDULE		OPP. STRENGTH OF SCHEDULE		TEAM RPI		ADJ RPI		CONF. RPI		ADJ CONF. RPI			
Average RPI Loss:		99																				
DIV. I ONLY			15- 9		.625 95		7-3		201		129		125		.52649 125		16		17			
DIV. I NON-CONF.			7- 5		.58333 116		0		264		81		181		.49378 181		19		19			
TOTALS		RPI 1-25		RPI 26-50		W-L RECORDS		RPI 51-100		RPI 101-150		RPI 150+										
15- 9		0- 1		0- 2		OVERALL		1- 2		0- 2		14- 2										
6- 3		0- 0		0- 1		HOME		1- 1		0- 1		5- 0										
5- 5		0- 1		0- 1		AWAY		0- 1		0- 0		5- 2										
4- 1		0- 0		0- 0		NEUTRAL		0- 0		0- 1		4- 0										
7- 5		0- 1		0- 0		NON-CONFERENCE		1- 1		0- 2		6- 1										
1- 2		0- 0		0- 0		HOME		1- 1		0- 1		0- 0										
2- 2		0- 1		0- 0		AWAY		0- 0		0- 0		2- 1										
4- 1		0- 0		0- 0		NEUTRAL		0- 0		0- 1		4- 0										
8- 4		0- 0		0- 2		CONFERENCE		0- 1		0- 0		8- 1										
5- 1		0- 0		0- 1		HOME		0- 0		0- 0		5- 0										
3- 3		0- 0		0- 1		AWAY		0- 1		0- 0		3- 1										
0- 0		0- 0		0- 0		NEUTRAL		0- 0		0- 0		0- 0										
RPI	S	Opponent		Score		RPI	S	Opponent		Score		RPI	S	Opponent		Score						
15	A	Penn St.		0	3	42	A	Towson		0	3	62	A	James Madison		0	3	120	H	Duke	1	3
						42	H	Towson		1	3	66	H	Oregon		0	3	127	N	Wichita St.	2	3
												78	H	St. John's (NY)		3	2	171	H	UNCW	3	2
																		187	A	FIU	0	3
																		195	A	Northeastern	3	1
																		195	H	Northeastern	3	0
																		213	A	Delaware	3	0
																		215	A	Stony Brook	3	1
																		219	N	Stetson	3	2
																		227	A	Elon	1	3
																		227	H	Elon	3	1
																		246	N	Hartford	3	1
																		247	N	Fordham	3	1
																		252	H	Col. of Charleston	3	0
																		257	A	Dartmouth	3	0
																		281	A	William & Mary	3	0
																		281	H	William & Mary	3	1
																		298	N	Holy Cross	3	0
LAST 10 GAMES																						
195 A Northeastern						3	1	213 A Delaware						3	0							
42 H Towson						1	3	171 H UNCW						3	2							
281 H William & Mary						3	1	252 H Col. of Charleston						3	0							
227 H Elon						3	1	195 H Northeastern						3	0							
62 A James Madison						0	3	42 A Towson						0	3							

Non-Div. I Games:

Hofstra

Average RPI Win:	213	WON-LOST RECORD	WINNING PCT. RANK	LAST 10 GAMES	STRENGTH OF SCHEDULE	OPP. STRENGTH OF SCHEDULE	TEAM RPI	ADJ RPI	CONF. RPI	ADJ CONF. RPI	
DIV. I ONLY		11- 12	.47826 184	3-7	98	57	126	.52618 126	3	3	
DIV. I NON-CONF.		9- 4	.69231 80	1-0	175	146	98	.54582 99	3	3	
<hr/>											
TOTALS	RPI 1-25	RPI 26-50		W-L RECORDS	RPI 51-100		RPI 101-150		RPI 150+		
11- 12	0- 6	0- 1		OVERALL	0- 2		1- 3		10- 0		
4- 3	0- 2	0- 1		HOME	0- 0		0- 0		4- 0		
3- 7	0- 3	0- 0		AWAY	0- 1		1- 3		2- 0		
4- 2	0- 1	0- 0		NEUTRAL	0- 1		0- 0		4- 0		
<hr/>											
9- 4	0- 2	0- 0		NON-CONFERENCE	0- 1		1- 1		8- 0		
3- 0	0- 0	0- 0		HOME	0- 0		0- 0		3- 0		
2- 2	0- 1	0- 0		AWAY	0- 0		1- 1		1- 0		
4- 2	0- 1	0- 0		NEUTRAL	0- 1		0- 0		4- 0		
<hr/>											
2- 8	0- 4	0- 1		CONFERENCE	0- 1		0- 2		2- 0		
1- 3	0- 2	0- 1		HOME	0- 0		0- 0		1- 0		
1- 5	0- 2	0- 0		AWAY	0- 1		0- 2		1- 0		
0- 0	0- 0	0- 0		NEUTRAL	0- 0		0- 0		0- 0		
<hr/>											
RPI S	Opponent	Score	RPI S	Opponent	Score	RPI S	Opponent	Score	RPI S	Opponent	Score
1 A	Baylor	1 3	36 H	Iowa St.	0 3	65 A	Texas Tech	1 3	106 A	TCU	0 3
2 A	Texas	0 3				79 N	Arizona	1 3	133 A	Morehead St.	3 1
2 H	Texas	0 3							136 A	Kansas	2 3
11 A	Hawaii	1 3							148 A	San Diego St.	2 3
14 N	UCLA	0 3							152 H	Navy	3 2
25 H	Oklahoma	1 3							159 N	Utah Valley	3 0
									174 N	Arkansas	3 0
									189 A	Kansas St.	3 1
									189 H	Kansas St.	3 1
									213 A	Delaware	3 1
									216 H	Duquesne	3 0
									284 H	Eastern Ky.	3 0
									304 N	Coppin St.	3 0
									325 N	Binghamton	3 0
<hr/>											
			LAST 10 GAMES								
	2 A	Texas	0 3	133 A	Morehead St.	3 1					
	189 H	Kansas St.	3 1	189 A	Kansas St.	3 1					
	1 A	Baylor	1 3	136 A	Kansas	2 3					
	106 A	TCU	0 3	36 H	Iowa St.	0 3					
	2 H	Texas	0 3	25 H	Oklahoma	1 3					

Non-Div. I Games:

West Virginia

Average RPI Win: 179		WON-LOST	WINNING	LAST 10	STRENGTH OF		OPP. STRENGTH	TEAM	ADJ	CONF.	ADJ CONF.			
Average RPI Loss: 59		RECORD	PCT. RANK	GAMES	SCHEDULE		OF SCHEDULE	RPI	RPI	RPI	RPI			
DIV. I ONLY		7- 17	.29167	282	4-6		17	63	131	.5255	127	7	7	
DIV. I NON-CONF.		3- 9	.25	279	0		14	48	108	.54167	104	8	8	
TOTALS		RPI 1-25	RPI 26-50		W-L RECORDS		RPI 51-100		RPI 101-150		RPI 150+			
7- 17		0- 5	0- 4		OVERALL		1- 6		2- 1		4- 1			
1- 7		0- 2	0- 3		HOME		0- 2		0- 0		1- 0			
3- 8		0- 3	0- 1		AWAY		1- 3		0- 1		2- 0			
3- 2		0- 0	0- 0		NEUTRAL		0- 1		2- 0		1- 1			
3- 9		0- 5	0- 2		NON-CONFERENCE		0- 1		2- 0		1- 1			
0- 3		0- 2	0- 1		HOME		0- 0		0- 0		0- 0			
0- 4		0- 3	0- 1		AWAY		0- 0		0- 0		0- 0			
3- 2		0- 0	0- 0		NEUTRAL		0- 1		2- 0		1- 1			
4- 8		0- 0	0- 2		CONFERENCE		1- 5		0- 1		3- 0			
1- 4		0- 0	0- 2		HOME		0- 2		0- 0		1- 0			
3- 4		0- 0	0- 0		AWAY		1- 3		0- 1		2- 0			
0- 0		0- 0	0- 0		NEUTRAL		0- 0		0- 0		0- 0			
RPI	S	Opponent	Score		RPI	S	Opponent	Score		RPI	S	Opponent	Score	
2	H	Texas	0	3	28	H	UCF	1	3	54	A	SMU	0	3
6	A	Nebraska	0	3	31	H	Cincinnati	0	3	69	A	Tulsa	2	3
15	A	Penn St.	0	3	41	A	Cal Poly	2	3	71	N	Wyoming	1	3
16	H	BYU	1	3	48	H	VCU	0	3	74	A	Tulane	3	0
19	A	Creighton	0	3						74	H	Tulane	2	3
										94	A	Houston	0	3
										94	H	Houston	1	3

Non-Div. I Games:

Wichita St.

Average RPI Win: 232		WON-LOST RECORD		WINNING PCT. RANK		LAST 10 GAMES		STRENGTH OF SCHEDULE		OPP. STRENGTH OF SCHEDULE		TEAM RPI		ADJ RPI		CONF. RPI		ADJ CONF. RPI					
DIV. I ONLY		16- 9		.64 86		6-4		206		169		128		.52539 128		24		24					
DIV. I NON-CONF.		7- 5		.58333 116		0		102		97		89		.55088 89		24		24					
TOTALS		RPI 1-25		RPI 26-50		W-L RECORDS		RPI 51-100		RPI 101-150		RPI 150+											
16- 9		0- 1		0- 3		OVERALL		1- 1		0- 2		15- 2											
9- 1		0- 0		0- 0		HOME		1- 0		0- 0		8- 1											
4- 6		0- 1		0- 2		AWAY		0- 1		0- 1		4- 1											
3- 2		0- 0		0- 1		NEUTRAL		0- 0		0- 1		3- 0											
7- 5		0- 1		0- 3		NON-CONFERENCE		0- 0		0- 1		7- 0											
3- 0		0- 0		0- 0		HOME		0- 0		0- 0		3- 0											
1- 3		0- 1		0- 2		AWAY		0- 0		0- 0		1- 0											
3- 2		0- 0		0- 1		NEUTRAL		0- 0		0- 1		3- 0											
9- 4		0- 0		0- 0		CONFERENCE		1- 1		0- 1		8- 2											
6- 1		0- 0		0- 0		HOME		1- 0		0- 0		5- 1											
3- 3		0- 0		0- 0		AWAY		0- 1		0- 1		3- 1											
0- 0		0- 0		0- 0		NEUTRAL		0- 0		0- 0		0- 0											
RPI	S	Opponent		Score		RPI	S	Opponent		Score		RPI	S	Opponent		Score							
10	A	Florida		0 3		37	A	Washington St.		0 3		55	A	FGCU		0 3		105	A	Kennesaw St.	1 3		
						43	A	Texas St.		1 3		55	H	FGCU		3 0		140	N	UT Arlington	0 3		
						47	N	UNI		1 3								151	N	Northern Ariz.	3 2		
																		168	A	Lipscomb	0 3		
																		168	H	Lipscomb	3 1		
																		176	A	Virginia	3 0		
																		177	N	Louisiana	3 2		
																		205	H	Virginia Tech	3 1		
																		208	H	Davidson	3 0		
																		219	H	Stetson	2 3		
																		227	H	Elon	3 0		
																		251	H	North Florida	3 0		
																		272	N	Idaho St.	3 0		
																		283	A	Jacksonville	3 1		
																		283	H	Jacksonville	3 0		
																		305	A	North Ala.	3 2		
																		305	H	North Ala.	3 2		
																		319	A	NJIT	3 0		
																		319	H	NJIT	3 0		
LAST 10 GAMES						LAST 10 GAMES						LAST 10 GAMES						LAST 10 GAMES					
						305	H	North Ala.		3 2		105	A	Kennesaw St.		1 3							
						168	H	Lipscomb		3 1		219	H	Stetson		2 3							
						55	A	FGCU		0 3		319	H	NJIT		3 0							
						283	A	Jacksonville		3 1		168	A	Lipscomb		0 3							
						319	A	NJIT		3 0		305	A	North Ala.		3 2							

Non-Div. I Games:

Liberty

Average RPI Win: 248		WON-LOST RECORD		WINNING PCT. RANK		LAST 10 GAMES		STRENGTH OF SCHEDULE		OPP. STRENGTH OF SCHEDULE		TEAM RPI		ADJ RPI		CONF. RPI		ADJ CONF. RPI	
Average RPI Loss: 107																			
DIV. I ONLY		18- 8		.69231		67		9-1		241		240		129		.52512		129	
DIV. I NON-CONF.		8- 6		.57143		134		0		249		235		199		.48197		199	
TOTALS		RPI 1-25		RPI 26-50		W-L RECORDS		RPI 51-100		RPI 101-150		RPI 150+							
18- 8		0- 1		0- 2		OVERALL		0- 0		2- 3		16- 2							
6- 2		0- 0		0- 1		HOME		0- 0		1- 1		5- 0							
8- 4		0- 1		0- 0		AWAY		0- 0		1- 1		7- 2							
4- 2		0- 0		0- 1		NEUTRAL		0- 0		0- 1		4- 0							
8- 6		0- 1		0- 1		NON-CONFERENCE		0- 0		0- 2		8- 2							
2- 0		0- 0		0- 0		HOME		0- 0		0- 0		2- 0							
2- 4		0- 1		0- 0		AWAY		0- 0		0- 1		2- 2							
4- 2		0- 0		0- 1		NEUTRAL		0- 0		0- 1		4- 0							
10- 2		0- 0		0- 1		CONFERENCE		0- 0		2- 1		8- 0							
4- 2		0- 0		0- 1		HOME		0- 0		1- 1		3- 0							
6- 0		0- 0		0- 0		AWAY		0- 0		1- 0		5- 0							
0- 0		0- 0		0- 0		NEUTRAL		0- 0		0- 0		0- 0							
RPI	S	Opponent		Score		RPI	S	Opponent		Score		RPI	S	Opponent		Score			
9	A	Texas A&M		0 3		35	H	SFA		1 3		119	A	A&M-Corpus Christi		3 1			
						43	N	Texas St.		0 3		130	N	UTRGV		0 3			
												132	A	South Alabama		1 3			
												141	H	Houston Baptist		3 1			
												144	H	Sam Houston St.		1 3			
												174	A	Arkansas		0 3			
												186	A	Brown		3 0			
												190	A	Georgia St.		1 3			
												197	A	Southeastern La.		3 0			
												207	A	Central Ark.		3 1			
												225	N	Montana St.		3 2			
												250	A	New Orleans		3 0			
												253	H	Lamar University		3 0			
												260	H	McNeese		3 1			
												266	H	Abilene Christian		3 0			
												268	A	Nicholls St.		3 1			
												270	N	Tennessee St.		3 0			
												274	N	Little Rock		3 0			
												277	A	Incarnate Word		3 2			
												303	A	Jackson St.		3 0			
												310	H	Prairie View		3 1			
												329	H	Grambling		3 0			
												335	N	Mississippi Val.		3 0			
LAST 10 GAMES						LAST 10 GAMES						LAST 10 GAMES							
						268	A	Nicholls St.		3 1		207	A	Central Ark.		3 1			
						250	A	New Orleans		3 0		197	A	Southeastern La.		3 0			
						35	H	SFA		1 3		253	H	Lamar University		3 0			
						266	H	Abilene Christian		3 0		277	A	Incarnate Word		3 2			
						260	H	McNeese		3 1		119	A	A&M-Corpus Christi		3 1			

Non-Div. I Games:

Northwestern St.

Average RPI Win:		206	WON-LOST RECORD		WINNING PCT. RANK		LAST 10 GAMES		STRENGTH OF SCHEDULE		OPP. STRENGTH OF SCHEDULE		TEAM RPI		ADJ RPI		CONF. RPI		ADJ CONF. RPI				
Average RPI Loss:		97																					
DIV. I ONLY			13- 13		.5 155		6-4		87		155		130		.52418 130		17		16				
DIV. I NON-CONF.			6- 8		.42857 212		0		72		140		135		.5205 135		17		17				
TOTALS		RPI 1-25		RPI 26-50		W-L RECORDS		RPI 51-100		RPI 101-150		RPI 150+											
13- 13		0- 1		0- 2		OVERALL		0- 5		4- 3		9- 2											
5- 5		0- 0		0- 1		HOME		0- 2		0- 2		5- 0											
5- 5		0- 1		0- 0		AWAY		0- 2		2- 1		3- 1											
3- 3		0- 0		0- 1		NEUTRAL		0- 1		2- 0		1- 1											
6- 8		0- 1		0- 2		NON-CONFERENCE		0- 2		4- 2		2- 1											
1- 3		0- 0		0- 1		HOME		0- 0		0- 2		1- 0											
2- 2		0- 1		0- 0		AWAY		0- 1		2- 0		0- 0											
3- 3		0- 0		0- 1		NEUTRAL		0- 1		2- 0		1- 1											
7- 5		0- 0		0- 0		CONFERENCE		0- 3		0- 1		7- 1											
4- 2		0- 0		0- 0		HOME		0- 2		0- 0		4- 0											
3- 3		0- 0		0- 0		AWAY		0- 1		0- 1		3- 1											
0- 0		0- 0		0- 0		NEUTRAL		0- 0		0- 0		0- 0											
RPI	S	Opponent		Score		RPI	S	Opponent		Score		RPI	S	Opponent		Score							
9	A	Texas A&M		1	3	37	H	Washington St.		1	3	68	A	New Mexico St.		0	3	111	N	Maryland		3	2
						43	N	Texas St.		1	3							117	A	UMKC		1	3
												82	A	UTSA		0	3	119	A	A&M-Corpus Christi		3	2
												87	H	Grand Canyon		1	3	119	H	A&M-Corpus Christi		0	3
												94	N	Houston		0	3	129	N	Northwestern St.		3	0
																		141	A	Houston Baptist		3	0
																		141	H	Houston Baptist		2	3
																		159	A	Utah Valley		2	3
																		159	H	Utah Valley		3	2
																		179	A	California Baptist		3	2
																		179	H	California Baptist		3	1
																		241	N	Radford		0	3
																		243	A	Seattle U		3	0
																		243	H	Seattle U		3	0
																		262	H	CSU Bakersfield		3	1
																		269	A	Chicago St.		3	0
																		313	N	Bethune-Cookman		3	1
																		326	H	Texas Southern		3	0
						LAST 10 GAMES																	
						68	H	New Mexico St.		0	3	269	A	Chicago St.		3	0						
						159	H	Utah Valley		3	2	262	H	CSU Bakersfield		3	1						
						179	H	California Baptist		3	1	87	H	Grand Canyon		1	3						
						243	H	Seattle U		3	0	179	A	California Baptist		3	2						
						117	A	UMKC		1	3	68	A	New Mexico St.		0	3						

Non-Div. I Games:

UTRGV

Average RPI Win:		169	WON-LOST RECORD		WINNING PCT. RANK		LAST 10 GAMES		STRENGTH OF SCHEDULE		OPP. STRENGTH OF SCHEDULE		TEAM RPI		ADJ RPI		CONF. RPI		ADJ CONF. RPI				
Average RPI Loss:		75																					
DIV. I ONLY			10- 13		.43478 207		4-6		80		58		135		.52327 131		5		5				
DIV. I NON-CONF.			6- 5		.54545 143		0		75		69		86		.55662 84		5		5				
TOTALS		RPI 1-25		RPI 26-50		W-L RECORDS		RPI 51-100		RPI 101-150		RPI 150+											
10- 13		0- 3		1- 3		OVERALL		0- 2		3- 3		6- 2											
7- 6		0- 1		1- 2		HOME		0- 1		3- 2		3- 0											
1- 6		0- 2		0- 1		AWAY		0- 1		0- 1		1- 1											
2- 1		0- 0		0- 0		NEUTRAL		0- 0		0- 0		2- 1											
6- 5		0- 2		1- 1		NON-CONFERENCE		0- 0		1- 0		4- 2											
4- 2		0- 1		1- 1		HOME		0- 0		1- 0		2- 0											
0- 2		0- 1		0- 0		AWAY		0- 0		0- 0		0- 1											
2- 1		0- 0		0- 0		NEUTRAL		0- 0		0- 0		2- 1											
4- 8		0- 1		0- 2		CONFERENCE		0- 2		2- 3		2- 0											
3- 4		0- 0		0- 1		HOME		0- 1		2- 2		1- 0											
1- 4		0- 1		0- 1		AWAY		0- 1		0- 1		1- 0											
0- 0		0- 0		0- 0		NEUTRAL		0- 0		0- 0		0- 0											
RPI	S	Opponent		Score		RPI	S	Opponent		Score		RPI	S	Opponent		Score							
3	H	Wisconsin		0	3	29	H	Georgia		3	0	63	A	North Carolina		0	3	102	H	Boston College		1	3
8	A	Minnesota		0	3	32	H	Florida St.		1	3	64	H	Georgia Tech		0	3	105	H	Kennesaw St.		3	1
24	A	Louisville		0	3	34	A	Notre Dame		1	3							110	H	Syracuse		2	3
						44	H	South Carolina		2	3							120	H	Duke		3	2
																		134	H	Miami (FL)		3	0
																		150	A	NC State		2	3
																		157	N	Omaha		0	3
																		189	A	Kansas St.		2	3
																		198	H	Appalachian St.		3	0
																		202	H	Wake Forest		3	0
																		205	A	Virginia Tech		3	1
																		207	N	Central Ark.		3	0
																		212	H	Wofford		3	0
																		275	N	Oral Roberts		3	1
LAST 10 GAMES																							
63 A North Carolina						0	3	120 H Duke						3	2								
150 A NC State						2	3	205 A Virginia Tech						3	1								
32 H Florida St.						1	3	64 H Georgia Tech						0	3								
134 H Miami (FL)						3	0	24 A Louisville						0	3								
202 H Wake Forest						3	0	34 A Notre Dame						1	3								

Average RPI Win: 231		WON-LOST	WINNING	LAST 10	STRENGTH OF		OPP. STRENGTH	TEAM	ADJ	CONF.	ADJ CONF.
Average RPI Loss: 106		RECORD	PCT. RANK	GAMES	SCHEDULE		OF SCHEDULE	RPI	RPI	RPI	RPI
DIV. I ONLY		19- 8	.7037	59	252		216	127	.52318	132	15
DIV. I NON-CONF.		9- 5	.64286	97	270		282	188	.48682	191	16
TOTALS		RPI 1-25	RPI 26-50		W-L RECORDS		RPI 51-100		RPI 101-150		RPI 150+
19- 8	0- 0	0- 1		OVERALL		1- 3		2- 2		16- 2	
15- 1	0- 0	0- 0		HOME		1- 1		1- 0		13- 0	
4- 4	0- 0	0- 1		AWAY		0- 0		1- 1		3- 2	
0- 3	0- 0	0- 0		NEUTRAL		0- 2		0- 1		0- 0	
9- 5	0- 0	0- 0		NON-CONFERENCE		0- 2		1- 2		8- 1	
7- 0	0- 0	0- 0		HOME		0- 0		1- 0		6- 0	
2- 2	0- 0	0- 0		AWAY		0- 0		0- 1		2- 1	
0- 3	0- 0	0- 0		NEUTRAL		0- 2		0- 1		0- 0	
10- 3	0- 0	0- 1		CONFERENCE		1- 1		1- 0		8- 1	
8- 1	0- 0	0- 0		HOME		1- 1		0- 0		7- 0	
2- 2	0- 0	0- 1		AWAY		0- 0		1- 0		1- 1	
0- 0	0- 0	0- 0		NEUTRAL		0- 0		0- 0		0- 0	
RPI S	Opponent	Score	RPI S	Opponent	Score	RPI S	Opponent	Score	RPI S	Opponent	Score
			43 A	Texas St.	1 3	61 H	Coastal Caro.	2 3	105 A	Kennesaw St.	2 3
						67 N	Northern Ky.	1 3	123 N	Western Mich.	0 3
						71 H	Troy	3 0	129 H	Northwestern St.	3 1
						73 N	Samford	1 3	140 A	UT Arlington	3 1
									163 H	Arkansas St.	3 1
									173 H	Louisiana Tech	3 0
									177 H	Louisiana	3 1
									182 A	Purdue Fort Wayne	1 3
									190 A	Georgia St.	2 3
									190 H	Georgia St.	3 0
									198 H	Appalachian St.	3 1
									226 A	Ga. Southern	3 0
									226 H	Ga. Southern	3 2
									268 H	Nicholls St.	3 0
									270 H	Tennessee St.	3 2
									274 H	Little Rock	3 1
									286 H	La.-Monroe	3 0
									288 A	Southern Miss.	3 0
									313 H	Bethune-Cookman	3 0
									320 A	Alabama St.	3 1
									334 H	Alcorn	3 0
									335 H	Mississippi Val.	3 0
LAST 10 GAMES											
198 H	Appalachian St.	3 1	43 A	Texas St.	1 3	140 A	UT Arlington	3 1			
61 H	Coastal Caro.	2 3	286 H	La.-Monroe	3 0	177 H	Louisiana	3 1			
71 H	Troy	3 0	288 A	Southern Miss.	3 0						
190 H	Georgia St.	3 0									
226 H	Ga. Southern	3 2									

Non-Div. I Games:

South Alabama

Average RPI Win: 243		WON-LOST	WINNING	LAST 10	STRENGTH OF		OPP. STRENGTH	TEAM	ADJ	CONF.	ADJ CONF.
Average RPI Loss: 124		RECORD	PCT. RANK	GAMES	SCHEDULE		OF SCHEDULE	RPI	RPI	RPI	RPI
DIV. I ONLY		19- 6	.76	43	290		221	132	.52262	133	26
DIV. I NON-CONF.		9- 4	.69231	80	199		157	114	.53592	114	25
TOTALS		RPI 1-25	RPI 26-50		W-L RECORDS		RPI 51-100		RPI 101-150		RPI 150+
19- 6	0- 0	0- 0		OVERALL		1- 2		1- 2		17- 2	
12- 1	0- 0	0- 0		HOME		1- 0		0- 1		11- 0	
4- 4	0- 0	0- 0		AWAY		0- 1		0- 1		4- 2	
3- 1	0- 0	0- 0		NEUTRAL		0- 1		1- 0		2- 0	
9- 4	0- 0	0- 0		NON-CONFERENCE		1- 2		1- 2		7- 0	
6- 1	0- 0	0- 0		HOME		1- 0		0- 1		5- 0	
0- 2	0- 0	0- 0		AWAY		0- 1		0- 1		0- 0	
3- 1	0- 0	0- 0		NEUTRAL		0- 1		1- 0		2- 0	
10- 2	0- 0	0- 0		CONFERENCE		0- 0		0- 0		10- 2	
6- 0	0- 0	0- 0		HOME		0- 0		0- 0		6- 0	
4- 2	0- 0	0- 0		AWAY		0- 0		0- 0		4- 2	
0- 0	0- 0	0- 0		NEUTRAL		0- 0		0- 0		0- 0	
RPI S	Opponent	Score	RPI S	Opponent	Score	RPI S	Opponent	Score	RPI S	Opponent	Score
						79 N	Arizona	0 3	110 N	Syracuse	3 2
						86 A	Winthrop	2 3	126 H	West Virginia	1 3
						90 H	Marshall	3 2	136 A	Kansas	0 3
									158 A	Southeast Mo. St.	0 3
									160 A	Jacksonville St.	2 3
									190 H	Georgia St.	3 0
									197 H	Southeastern La.	3 0
									208 N	Davidson	3 2
									220 H	Austin Peay	3 1
									228 H	Presbyterian	3 0
									242 H	SIUE	3 2
									249 A	Tennessee Tech	3 1
									254 A	UT Martin	3 0
									270 A	Tennessee St.	3 1
									270 H	Tennessee St.	3 0
									280 N	N.C. A&T	3 0
									284 H	Eastern Ky.	3 0
									293 H	Providence	3 0
									304 H	Coppin St.	3 0
									306 H	Eastern Ill.	3 0
									311 A	Belmont	3 0
									311 H	Belmont	3 1
LAST 10 GAMES											
						311 A	Belmont	3 0	158 A	Southeast Mo. St.	0 3
						270 A	Tennessee St.	3 1	126 H	West Virginia	1 3
						242 H	SIUE	3 2	220 H	Austin Peay	3 1
						306 H	Eastern Ill.	3 0	284 H	Eastern Ky.	3 0
						254 A	UT Martin	3 0	249 A	Tennessee Tech	3 1

Non-Div. I Games:

Morehead St.

Average RPI Win: 145		WON-LOST RECORD		WINNING PCT. RANK		LAST 10 GAMES		STRENGTH OF SCHEDULE		OPP. STRENGTH OF SCHEDULE		TEAM RPI		ADJ RPI		CONF. RPI		ADJ CONF. RPI	
DIV. I ONLY		9- 11		.45 203		3-7		92		54		138		.5223 134		5		5	
DIV. I NON-CONF.		4- 4		.5 163		0		99		43		110		.53909 110		5		5	
TOTALS		RPI 1-25		RPI 26-50		W-L RECORDS		RPI 51-100		RPI 101-150		RPI 150+							
9- 11		0- 2		1- 1		OVERALL		1- 3		2- 4		5- 1							
4- 3		0- 2		0- 0		HOME		0- 0		1- 1		3- 0							
4- 6		0- 0		1- 1		AWAY		0- 2		1- 3		2- 0							
1- 2		0- 0		0- 0		NEUTRAL		1- 1		0- 0		0- 1							
4- 4		0- 1		1- 0		NON-CONFERENCE		1- 1		0- 1		2- 1							
2- 1		0- 1		0- 0		HOME		0- 0		0- 0		2- 0							
1- 1		0- 0		1- 0		AWAY		0- 0		0- 1		0- 0							
1- 2		0- 0		0- 0		NEUTRAL		1- 1		0- 0		0- 1							
5- 7		0- 1		0- 1		CONFERENCE		0- 2		2- 3		3- 0							
2- 2		0- 1		0- 0		HOME		0- 0		1- 1		1- 0							
3- 5		0- 0		0- 1		AWAY		0- 2		1- 2		2- 0							
0- 0		0- 0		0- 0		NEUTRAL		0- 0		0- 0		0- 0							
RPI S	Opponent		Score		RPI S	Opponent		Score		RPI S	Opponent		Score		RPI S	Opponent		Score	
4	H	Pittsburgh	0	3	28	A	UCF	3	2	55	N	FGCU	0	3	102	H	Boston College	2	3
23	H	Missouri	1	3	32	A	Florida St.	1	3	63	A	North Carolina	1	3	106	A	TCU	0	3
										64	A	Georgia Tech	0	3	110	H	Syracuse	3	1
										89	N	Fla. Atlantic	3	2	120	A	Duke	3	1
															131	A	Clemson	0	3
															150	A	NC State	0	3
															154	H	George Washington	3	2
															176	H	Virginia	3	2
															202	A	Wake Forest	3	0
															205	A	Virginia Tech	3	1
															209	N	Auburn	1	3
															224	H	South Fla.	3	0
					LAST 10 GAMES														
					205 A Virginia Tech 3 1					110 H Syracuse 3 1									
					32 A Florida St. 1 3					150 A NC State 0 3									
					64 A Georgia Tech 0 3					63 A North Carolina 1 3									
					131 A Clemson 0 3					176 H Virginia 3 2									
					102 H Boston College 2 3					4 H Pittsburgh 0 3									

Non-Div. I Games:

Miami (FL)

Average RPI Win:		191	WON-LOST RECORD		WINNING PCT. RANK		LAST 10 GAMES		STRENGTH OF SCHEDULE		OPP. STRENGTH OF SCHEDULE		TEAM RPI		ADJ RPI		CONF. RPI		ADJ CONF. RPI	
Average RPI Loss:		109																		
DIV. I ONLY			13- 11		.54167 133		6-4		146		111		134		.522 135		13		13	
DIV. I NON-CONF.			6- 6		.5 163		0		131		76		134		.52073 134		14		14	
TOTALS		RPI 1-25		RPI 26-50		W-L RECORDS		RPI 51-100		RPI 101-150		RPI 150+								
13- 11		0- 1		0- 3		OVERALL		2- 2		2- 2		9- 3								
7- 4		0- 0		0- 1		HOME		0- 2		1- 0		6- 1								
4- 5		0- 1		0- 0		AWAY		1- 0		1- 2		2- 2								
2- 2		0- 0		0- 2		NEUTRAL		1- 0		0- 0		1- 0								
6- 6		0- 1		0- 3		NON-CONFERENCE		2- 0		0- 0		4- 2								
3- 2		0- 0		0- 1		HOME		0- 0		0- 0		3- 1								
1- 2		0- 1		0- 0		AWAY		1- 0		0- 0		0- 1								
2- 2		0- 0		0- 2		NEUTRAL		1- 0		0- 0		1- 0								
7- 5		0- 0		0- 0		CONFERENCE		0- 2		2- 2		5- 1								
4- 2		0- 0		0- 0		HOME		0- 2		1- 0		3- 0								
3- 3		0- 0		0- 0		AWAY		0- 0		1- 2		2- 1								
0- 0		0- 0		0- 0		NEUTRAL		0- 0		0- 0		0- 0								
RPI S	Opponent		Score		RPI S	Opponent		Score		RPI S	Opponent		Score		RPI S	Opponent		Score		
21 A	Purdue		0 3		31 N	Cincinnati		2 3		67 A	Northern Ky.		3 2		107 A	Central Mich.		1 3		
					34 N	Notre Dame		1 3		75 H	Bowling Green		2 3		116 A	Akron		2 3		
					45 H	Wright St.		2 3		87 N	Grand Canyon		3 2		123 H	Western Mich.		3 1		
										96 H	Miami (OH)		0 3		143 A	Ohio		3 0		
															165 H	UAB		3 0		
															184 H	Buffalo		3 2		
															203 A	Kent St.		0 3		
															220 H	Austin Peay		3 0		
															221 A	Eastern Mich.		3 2		
															224 H	South Fla.		2 3		
															229 H	Missouri St.		3 0		
															235 H	Northern Ill.		3 0		
															244 A	Gonzaga		0 3		
															256 A	Toledo		3 0		
															256 H	Toledo		3 2		
															291 N	Montana		3 0		
LAST 10 GAMES																				
184 H Buffalo					3 2					143 A Ohio					3 0					
256 H Toledo					3 2					221 A Eastern Mich.					3 2					
75 H Bowling Green					2 3					107 A Central Mich.					1 3					
96 H Miami (OH)					0 3					123 H Western Mich.					3 1					
203 A Kent St.					0 3					235 H Northern Ill.					3 0					

Non-Div. I Games:

Ball St.

Average RPI Win: 139		WON-LOST RECORD		WINNING PCT. RANK		LAST 10 GAMES		STRENGTH OF SCHEDULE		OPP. STRENGTH OF SCHEDULE		TEAM RPI		ADJ RPI		CONF. RPI		ADJ CONF. RPI	
DIV. I ONLY		6- 13		.31579 276		2-8		37		33		136		.52161 136		3		3	
DIV. I NON-CONF.		4- 6		.4 231		0-1		62		70		127		.52594 127		3		3	
TOTALS		RPI 1-25		RPI 26-50		W-L RECORDS		RPI 51-100		RPI 101-150		RPI 150+							
6- 13		0- 4		0- 4		OVERALL		0- 2		4- 2		2- 1							
3- 5		0- 3		0- 0		HOME		0- 1		3- 1		0- 0							
2- 6		0- 1		0- 2		AWAY		0- 1		1- 1		1- 1							
1- 2		0- 0		0- 2		NEUTRAL		0- 0		0- 0		1- 0							
4- 6		0- 0		0- 3		NON-CONFERENCE		0- 1		2- 2		2- 0							
1- 2		0- 0		0- 0		HOME		0- 1		1- 1		0- 0							
2- 2		0- 0		0- 1		AWAY		0- 0		1- 1		1- 0							
1- 2		0- 0		0- 2		NEUTRAL		0- 0		0- 0		1- 0							
2- 7		0- 4		0- 1		CONFERENCE		0- 1		2- 0		0- 1							
2- 3		0- 3		0- 0		HOME		0- 0		2- 0		0- 0							
0- 4		0- 1		0- 1		AWAY		0- 1		0- 0		0- 1							
0- 0		0- 0		0- 0		NEUTRAL		0- 0		0- 0		0- 0							
RPI	S	Opponent		Score	RPI	S	Opponent		Score	RPI	S	Opponent		Score	RPI	S	Opponent		Score
1	H	Baylor		0 3	28	A	UCF		0 3	65	A	Texas Tech		2 3	106	H	TCU		3 0
2	H	Texas		0 3	36	A	Iowa St.		0 3	79	H	Arizona		0 3	110	H	Syracuse		0 3
25	A	Oklahoma		1 3	44	N	South Carolina		1 3						117	A	UMKC		3 2
25	H	Oklahoma		0 3	49	N	Arizona St.		0 3						121	A	UNLV		1 3
															126	H	West Virginia		3 2
															133	H	Morehead St.		3 0
															157	A	Omaha		3 0
															189	A	Kansas St.		2 3
															192	N	Albany (NY)		3 0

Average RPI Win:		203	WON-LOST RECORD		WINNING PCT. RANK		LAST 10 GAMES		STRENGTH OF SCHEDULE		OPP. STRENGTH OF SCHEDULE		TEAM RPI		ADJ RPI		CONF. RPI		ADJ CONF. RPI				
DIV. I ONLY			13- 11		.54167	133	4-6		163		80	139	.52069	137		9		9					
DIV. I NON-CONF.			8- 5		.61538	106	0		206		113	139	.51916	138		9		9					
TOTALS		RPI 1-25		RPI 26-50		W-L RECORDS		RPI 51-100		RPI 101-150		RPI 150+											
13- 11		0- 2		0- 5		OVERALL		1- 1		0- 0		12- 3											
8- 2		0- 0		0- 2		HOME		0- 0		0- 0		8- 0											
1- 7		0- 1		0- 3		AWAY		0- 0		0- 0		1- 3											
4- 2		0- 1		0- 0		NEUTRAL		1- 1		0- 0		3- 0											
8- 5		0- 1		0- 1		NON-CONFERENCE		1- 1		0- 0		7- 2											
4- 0		0- 0		0- 0		HOME		0- 0		0- 0		4- 0											
0- 3		0- 0		0- 1		AWAY		0- 0		0- 0		0- 2											
4- 2		0- 1		0- 0		NEUTRAL		1- 1		0- 0		3- 0											
5- 6		0- 1		0- 4		CONFERENCE		0- 0		0- 0		5- 1											
4- 2		0- 0		0- 2		HOME		0- 0		0- 0		4- 0											
1- 4		0- 1		0- 2		AWAY		0- 0		0- 0		1- 1											
0- 0		0- 0		0- 0		NEUTRAL		0- 0		0- 0		0- 0											
RPI	S	Opponent		Score		RPI	S	Opponent		Score		RPI	S	Opponent		Score							
11	A	Hawaii		2	3	26	A	UC Santa Barbara		0	3	71	N	Wyoming		3	2	155	H	Pacific	3	0	
22	N	Utah		0	3	26	H	UC Santa Barbara		0	3	84	N	Iowa		1	3	159	A	Utah Valley	0	3	
						38	A	South Dakota		0	3							167	A	Long Beach St.	3	2	
						41	A	Cal Poly		2	3							167	H	Long Beach St.	3	2	
						41	H	Cal Poly		0	3							169	H	Sacramento St.	3	1	
																		180	A	CSUN	0	3	
																		180	H	CSUN	3	2	
																		201	N	Fresno St.	3	1	
																		231	H	UC Irvine	3	2	
																		237	N	Portland St.	3	0	
																		239	H	San Jose St.	3	0	
																		259	N	San Francisco	3	0	
																		262	A	CSU Bakersfield	1	3	
																		267	H	UC Riverside	3	0	
																		291	H	Montana	3	0	
LAST 10 GAMES																							
						167	A	Long Beach St.		3	2	180	H	CSUN		3	2						
						180	A	CSUN		0	3	167	H	Long Beach St.		3	2						
						41	H	Cal Poly		0	3	41	A	Cal Poly		2	3						
						26	H	UC Santa Barbara		0	3	26	A	UC Santa Barbara		0	3						
						11	A	Hawaii		2	3	267	H	UC Riverside		3	0						

Non-Div. I Games:

UC Davis

Average RPI Win:	235	WON-LOST RECORD	WINNING PCT. RANK	LAST 10 GAMES	STRENGTH OF SCHEDULE	OPP. STRENGTH OF SCHEDULE	TEAM RPI	ADJ RPI	CONF. RPI	ADJ CONF. RPI		
Average RPI Loss:	96											
DIV. I ONLY		19- 8	.7037	59	5-5	269	190	133	.51964	138	7	7
DIV. I NON-CONF.		13- 1	.92857	4	1-0	320	305	138	.51661	144	8	8
<hr/>												
TOTALS	RPI 1-25	RPI 26-50		W-L RECORDS		RPI 51-100		RPI 101-150		RPI 150+		
19- 8	0- 0	0- 2		OVERALL		1- 3		3- 1		15- 2		
9- 3	0- 0	0- 1		HOME		0- 1		2- 0		7- 1		
7- 4	0- 0	0- 1		AWAY		1- 2		1- 1		5- 0		
3- 1	0- 0	0- 0		NEUTRAL		0- 0		0- 0		3- 1		
<hr/>												
13- 1	0- 0	0- 0		NON-CONFERENCE		0- 0		1- 0		12- 1		
5- 0	0- 0	0- 0		HOME		0- 0		0- 0		5- 0		
5- 0	0- 0	0- 0		AWAY		0- 0		1- 0		4- 0		
3- 1	0- 0	0- 0		NEUTRAL		0- 0		0- 0		3- 1		
<hr/>												
6- 7	0- 0	0- 2		CONFERENCE		1- 3		2- 1		3- 1		
4- 3	0- 0	0- 1		HOME		0- 1		2- 0		2- 1		
2- 4	0- 0	0- 1		AWAY		1- 2		0- 1		1- 0		
0- 0	0- 0	0- 0		NEUTRAL		0- 0		0- 0		0- 0		
<hr/>												
RPI S	Opponent	Score	RPI S	Opponent	Score	RPI S	Opponent	Score	RPI S	Opponent	Score	
			28 H	UCF	0 3	54 H	SMU	1 3	108 A	Temple	1 3	
			31 A	Cincinnati	0 3	69 A	Tulsa	1 3	108 H	Temple	3 0	
						74 A	Tulane	3 2	108 H	Temple	3 0	
						94 A	Houston	2 3	150 A	NC State	3 2	
									154 H	George Washington	3 0	
									178 H	Memphis	2 3	
									202 N	Wake Forest	0 3	
									224 H	South Fla.	3 0	
									232 A	UConn	3 0	
									232 H	UConn	3 0	
									234 N	Mercer	3 1	
									238 H	Campbell	3 0	
									251 A	North Florida	3 1	
									292 H	USC Upstate	3 2	
									293 N	Providence	3 2	
									300 A	George Mason	3 0	
									307 N	Alabama A&M	3 2	
									309 A	Gardner-Webb	3 1	
									316 A	N.C. Central	3 1	
									316 H	N.C. Central	3 1	
									330 H	Norfolk St.	3 0	
<hr/>												
			LAST 10 GAMES									
			108 H	Temple	3 0	74 A	Tulane	3 2				
			232 H	UConn	3 0	94 A	Houston	2 3				
			316 A	N.C. Central	3 1	232 A	UConn	3 0				
			178 H	Memphis	2 3	108 A	Temple	1 3				
			54 H	SMU	1 3	28 H	UCF	0 3				

Non-Div. I Games:

East Carolina

[illegible]

Non-Div. I Games:

Cleveland St.

Average RPI Win: 220		WON-LOST	WINNING	LAST 10	STRENGTH OF		OPP. STRENGTH	TEAM	ADJ	CONF.	ADJ CONF.
Average RPI Loss: 121		RECORD	PCT. RANK	GAMES	SCHEDULE		OF SCHEDULE	RPI	RPI	RPI	RPI
DIV. I ONLY		15- 10	.6	105	5-5		182	183	137	.51856	140
DIV. I NON-CONF.		8- 4	.66667	87	0		173	195	115	.53222	117
TOTALS		RPI 1-25	RPI 26-50		W-L RECORDS		RPI 51-100		RPI 101-150		RPI 150+
15- 10	0-0	0-3		OVERALL		2-2		2-1		11-4	
6- 7	0-0	0-2		HOME		0-1		0-1		6-3	
6- 2	0-0	0-1		AWAY		2-0		0-0		4-1	
3- 1	0-0	0-0		NEUTRAL		0-1		2-0		1-0	
8- 4	0-0	0-2		NON-CONFERENCE		1-1		2-0		5-1	
4- 2	0-0	0-1		HOME		0-0		0-0		4-1	
1- 1	0-0	0-1		AWAY		1-0		0-0		0-0	
3- 1	0-0	0-0		NEUTRAL		0-1		2-0		1-0	
7- 6	0-0	0-1		CONFERENCE		1-1		0-1		6-3	
2- 5	0-0	0-1		HOME		0-1		0-1		2-2	
5- 1	0-0	0-0		AWAY		1-0		0-0		4-1	
0- 0	0-0	0-0		NEUTRAL		0-0		0-0		0-0	
RPI S	Opponent	Score	RPI S	Opponent	Score	RPI S	Opponent	Score	RPI S	Opponent	Score
			35 H	SFA	0 3	61 A	Coastal Caro.	3 2	119 N	A&M-Corpus Christi	3 2
			37 A	Washington St.	0 3	71 H	Troy	1 3	128 N	Liberty	3 0
			43 H	Texas St.	0 3	81 N	LSU	0 3	132 H	South Alabama	1 3
						94 A	Houston	3 2	163 A	Arkansas St.	0 3
									177 A	Louisiana	3 2
									177 H	Louisiana	1 3
									190 H	Georgia St.	2 3
									198 A	Appalachian St.	3 0
									226 H	Ga. Southern	3 0
									269 H	Chicago St.	3 1
									272 N	Idaho St.	3 2
									274 A	Little Rock	3 0
									277 H	Incarnate Word	3 0
									278 H	UNC Greensboro	2 3
									286 A	La.-Monroe	3 0
									286 H	La.-Monroe	3 1
									310 H	Prairie View	3 0
									318 H	Southern U.	3 0
			LAST 10 GAMES								
			286 A	La.-Monroe	3 0	132 H	South Alabama	1 3			
			177 A	Louisiana	3 2	190 H	Georgia St.	2 3			
			61 A	Coastal Caro.	3 2	226 H	Ga. Southern	3 0			
			198 A	Appalachian St.	3 0	43 H	Texas St.	0 3			
			71 H	Troy	1 3	163 A	Arkansas St.	0 3			

Non-Div. I Games:

UT Arlington

Average RPI Win:	240	WON-LOST RECORD	WINNING PCT. RANK	LAST 10 GAMES	STRENGTH OF SCHEDULE	OPP. STRENGTH OF SCHEDULE	TEAM RPI	ADJ RPI	CONF. RPI	ADJ CONF. RPI	
Average RPI Loss:	96										
DIV. I ONLY		15- 12	.55556 128	6-4	148	196	140	.51851 141	21	21	
DIV. I NON-CONF.		8- 7	.53333 161	0	120	166	132	.52321 130	23	22	
<hr/>											
TOTALS	RPI 1-25	RPI 26-50		W-L RECORDS	RPI 51-100		RPI 101-150		RPI 150+		
15- 12	0- 1	0- 2		OVERALL	1- 4		1- 4		13- 1		
6- 5	0- 1	0- 1		HOME	1- 0		0- 2		5- 1		
6- 4	0- 0	0- 0		AWAY	0- 2		1- 2		5- 0		
3- 3	0- 0	0- 1		NEUTRAL	0- 2		0- 0		3- 0		
<hr/>											
8- 7	0- 1	0- 1		NON-CONFERENCE	1- 4		1- 1		6- 0		
3- 2	0- 1	0- 0		HOME	1- 0		0- 1		2- 0		
2- 2	0- 0	0- 0		AWAY	0- 2		1- 0		1- 0		
3- 3	0- 0	0- 1		NEUTRAL	0- 2		0- 0		3- 0		
<hr/>											
7- 5	0- 0	0- 1		CONFERENCE	0- 0		0- 3		7- 1		
3- 3	0- 0	0- 1		HOME	0- 0		0- 1		3- 1		
4- 2	0- 0	0- 0		AWAY	0- 0		0- 2		4- 0		
0- 0	0- 0	0- 0		NEUTRAL	0- 0		0- 0		0- 0		
<hr/>											
RPI S	Opponent	Score	RPI S	Opponent	Score	RPI S	Opponent	Score	RPI S	Opponent	Score
17 H	Rice	0 3	35 H	SFA	1 3	53 N	Ole Miss	0 3	119 H	A&M-Corpus Christi	1 3
			37 N	Washington St.	0 3	69 A	Tulsa	0 3	129 A	Northwestern St.	1 3
						74 A	Tulane	0 3	130 A	UTRGV	3 2
						82 N	UTSA	2 3	130 H	UTRGV	0 3
						94 H	Houston	3 1	144 A	Sam Houston St.	2 3
									197 H	Southeastern La.	3 1
									207 A	Central Ark.	3 1
									229 N	Missouri St.	3 0
									241 H	Radford	3 1
									242 N	SIUE	3 1
									250 H	New Orleans	3 0
									253 H	Lamar University	3 0
									260 A	McNeese	3 2
									266 A	Abilene Christian	3 0
									268 H	Nicholls St.	1 3
									277 A	Incarnate Word	3 0
									310 A	Prairie View	3 0
									313 H	Bethune-Cookman	3 0
									326 N	Texas Southern	3 0
<hr/>											
			LAST 10 GAMES								
			35 H SFA 1 3			277 A Incarnate Word 3 0					
			266 A Abilene Christian 3 0			260 A McNeese 3 2					
			253 H Lamar University 3 0			144 A Sam Houston St. 2 3					
			197 H Southeastern La. 3 1			250 H New Orleans 3 0					
			119 H A&M-Corpus Christi 1 3			268 H Nicholls St. 1 3					

Non-Div. I Games:

Houston Baptist

Average RPI Win:	224	WON-LOST RECORD	WINNING PCT. RANK	LAST 10 GAMES	STRENGTH OF SCHEDULE	OPP. STRENGTH OF SCHEDULE	TEAM RPI	ADJ RPI	CONF. RPI	ADJ CONF. RPI		
Average RPI Loss:	90											
DIV. I ONLY		12- 11	.52174	145	6-4	141	135	145	.51753	142	18	18
DIV. I NON-CONF.		6- 6	.5	163	1-0	71	114	102	.54486	101	15	15
<hr/>												
TOTALS	RPI 1-25	RPI 26-50		W-L RECORDS		RPI 51-100		RPI 101-150		RPI 150+		
12- 11	0- 0	0- 6		OVERALL		2- 1		0- 0		10- 4		
3- 3	0- 0	0- 1		HOME		1- 0		0- 0		2- 2		
5- 4	0- 0	0- 3		AWAY		0- 0		0- 0		5- 1		
4- 4	0- 0	0- 2		NEUTRAL		1- 1		0- 0		3- 1		
6- 6	0- 0	0- 4		NON-CONFERENCE		2- 1		0- 0		4- 1		
1- 0	0- 0	0- 0		HOME		1- 0		0- 0		0- 0		
1- 2	0- 0	0- 2		AWAY		0- 0		0- 0		1- 0		
4- 4	0- 0	0- 2		NEUTRAL		1- 1		0- 0		3- 1		
6- 5	0- 0	0- 2		CONFERENCE		0- 0		0- 0		6- 3		
2- 3	0- 0	0- 1		HOME		0- 0		0- 0		2- 2		
4- 2	0- 0	0- 1		AWAY		0- 0		0- 0		4- 1		
0- 0	0- 0	0- 0		NEUTRAL		0- 0		0- 0		0- 0		
RPI S	Opponent	Score	RPI S	Opponent	Score	RPI S	Opponent	Score	RPI S	Opponent	Score	
			26 A	UC Santa Barbara	0 3	58 H	Villanova	3 2	151 N	Northern Ariz.	1 3	
			33 N	San Diego	0 3	75 N	Bowling Green	3 2	154 A	George Washington	2 3	
			34 A	Notre Dame	1 3	80 N	Princeton	0 3	154 H	George Washington	0 3	
			45 N	Wright St.	1 3				208 A	Davidson	3 0	
			48 A	VCU	2 3				208 H	Davidson	3 1	
			48 H	VCU	0 3				211 N	Harvard	3 0	
									213 N	Delaware	3 1	
									216 H	Duquesne	2 3	
									247 A	Fordham	3 2	
									258 A	Rhode Island	3 0	
									285 A	Seton Hall	3 0	
									300 A	George Mason	3 1	
									300 H	George Mason	3 0	
									325 N	Binghamton	3 0	
			LAST 10 GAMES									
			247 A	Fordham	3 2	154 A	George Washington	2 3				
			258 A	Rhode Island	3 0	58 H	Villanova	3 2				
			48 H	VCU	0 3	216 H	Duquesne	2 3				
			208 H	Davidson	3 1	154 H	George Washington	0 3				
			300 A	George Mason	3 1	300 H	George Mason	3 0				

Non-Div. I Games:

La Salle

Average RPI Win: 175		WON-LOST RECORD		WINNING PCT. RANK		LAST 10 GAMES		STRENGTH OF SCHEDULE		OPP. STRENGTH OF SCHEDULE		TEAM RPI		ADJ RPI		CONF. RPI		ADJ CONF. RPI	
Average RPI Loss: 122		13- 12		.52 150		4-6		140		113		141		.51738 143		13		13	
DIV. I ONLY		8- 5		.61538 106		0		126		106		95		.54722 96		14		14	
DIV. I NON-CONF.																			
TOTALS		RPI 1-25		RPI 26-50		W-L RECORDS		RPI 51-100		RPI 101-150		RPI 150+							
13- 12		0- 1		0- 1		OVERALL		3- 3		1- 4		9- 3							
6- 2		0- 0		0- 0		HOME		2- 1		0- 1		4- 0							
4- 9		0- 1		0- 1		AWAY		1- 2		1- 3		2- 2							
3- 1		0- 0		0- 0		NEUTRAL		0- 0		0- 0		3- 1							
8- 5		0- 1		0- 1		NON-CONFERENCE		2- 0		0- 2		6- 1							
4- 0		0- 0		0- 0		HOME		1- 0		0- 0		3- 0							
1- 4		0- 1		0- 1		AWAY		1- 0		0- 2		0- 0							
3- 1		0- 0		0- 0		NEUTRAL		0- 0		0- 0		3- 1							
5- 7		0- 0		0- 0		CONFERENCE		1- 3		1- 2		3- 2							
2- 2		0- 0		0- 0		HOME		1- 1		0- 1		1- 0							
3- 5		0- 0		0- 0		AWAY		0- 2		1- 1		2- 2							
0- 0		0- 0		0- 0		NEUTRAL		0- 0		0- 0		0- 0							
RPI S	Opponent	Score		RPI S	Opponent	Score		RPI S	Opponent	Score		RPI S	Opponent	Score					
21 A	Purdue	1	3	46 A	Green Bay	1	3	59 A	American	3	2	108 A	Temple	2	3				
								75 A	Bowling Green	0	3	116 A	Akron	3	1				
								75 H	Bowling Green	2	3	122 A	North Texas	0	3				
								86 H	Winthrop	3	2	123 A	Western Mich.	2	3				
								96 A	Miami (OH)	1	3	135 H	Ball St.	0	3				
								96 H	Miami (OH)	3	1	176 H	Virginia	3	0				
												184 A	Buffalo	3	2				
												189 N	Kansas St.	3	2				
												195 N	Northeastern	3	0				
												201 N	Fresno St.	1	3				
												203 A	Kent St.	3	0				
												221 A	Eastern Mich.	1	3				
												232 H	UConn	3	0				
												233 N	New Mexico	3	0				
												235 A	Northern Ill.	1	3				
												252 H	Col. of Charleston	3	0				
												256 H	Toledo	3	0				
				LAST 10 GAMES															
								75 A	Bowling Green	0	3	135 H	Ball St.	0	3				
								96 A	Miami (OH)	1	3	184 A	Buffalo	3	2				
								235 A	Northern Ill.	1	3	116 A	Akron	3	1				
								123 A	Western Mich.	2	3	221 A	Eastern Mich.	1	3				
								256 H	Toledo	3	0	203 A	Kent St.	3	0				

Non-Div. I Games:

Ohio

Average RPI Win:		221	WON-LOST RECORD		WINNING PCT. RANK		LAST 10 GAMES		STRENGTH OF SCHEDULE		OPP. STRENGTH OF SCHEDULE		TEAM RPI	ADJ RPI		CONF. RPI		ADJ CONF. RPI			
DIV. I ONLY			13- 11		.54167 133		7-3		130		208		142	.5167 144		21		21			
DIV. I NON-CONF.			4- 8		.33333 255		0		115		180		212	.47517 211		23		22			
TOTALS		RPI 1-25		RPI 26-50		W-L RECORDS		RPI 51-100		RPI 101-150		RPI 150+									
13- 11		0- 1		0- 2		OVERALL		1- 0		2- 2		10- 6									
6- 3		0- 0		0- 0		HOME		0- 0		1- 0		5- 3									
4- 5		0- 1		0- 2		AWAY		0- 0		1- 1		3- 1									
3- 3		0- 0		0- 0		NEUTRAL		1- 0		0- 1		2- 2									
4- 8		0- 1		0- 1		NON-CONFERENCE		1- 0		0- 1		3- 5									
1- 2		0- 0		0- 0		HOME		0- 0		0- 0		1- 2									
0- 3		0- 1		0- 1		AWAY		0- 0		0- 0		0- 1									
3- 3		0- 0		0- 0		NEUTRAL		1- 0		0- 1		2- 2									
9- 3		0- 0		0- 1		CONFERENCE		0- 0		2- 1		7- 1									
5- 1		0- 0		0- 0		HOME		0- 0		1- 0		4- 1									
4- 2		0- 0		0- 1		AWAY		0- 0		1- 1		3- 0									
0- 0		0- 0		0- 0		NEUTRAL		0- 0		0- 0		0- 0									
RPI	S	Opponent		Score		RPI	S	Opponent		Score		RPI	S	Opponent		Score					
16	A	BYU		1	3	35	A	SFA		1	3	82	N	UTSA		3	2				
						43	A	Texas St.		0	3										
						104	N	Weber St.		0	3										
						119	A	A&M-Corpus Christi		1	3										
						129	A	Northwestern St.		3	1										
						141	H	Houston Baptist		3	2										
						154	N	George Washington		2	3										
						160	A	Jacksonville St.		1	3										
						173	H	Louisiana Tech		2	3										
						181	N	Mississippi St.		0	3										
						197	H	Southeastern La.		3	0										
						207	A	Central Ark.		3	2										
						219	N	Stetson		3	1										
						250	H	New Orleans		3	0										
						253	H	Lamar University		3	0										
						260	H	McNeese		2	3										
266	A	Abilene Christian		3	2																
268	H	Nicholls St.		3	0																
275	H	Oral Roberts		1	3																
277	A	Incarnate Word		3	0																
279	N	LIU Brooklyn		3	0																
310	H	Prairie View		3	2																
LAST 10 GAMES																					
266 A Abilene Christian						3	2	119 A A&M-Corpus Christi						1	3						
35 A SFA						1	3	253 H Lamar University						3	0						
268 H Nicholls St.						3	0	141 H Houston Baptist						3	2						
260 H McNeese						2	3	197 H Southeastern La.						3	0						
277 A Incarnate Word						3	0	250 H New Orleans						3	0						

Non-Div. I Games:

Sam Houston St.

Average RPI Win: 232		WON-LOST	WINNING	LAST 10	STRENGTH OF		OPP. STRENGTH	TEAM	ADJ	CONF.	ADJ CONF.
Average RPI Loss: 114		RECORD	PCT. RANK	GAMES	SCHEDULE		OF SCHEDULE	RPI	RPI	RPI	RPI
DIV. I ONLY		11-9	.55	131	4-6		151	192	143	.51601	145
DIV. I NON-CONF.		7-3	.7	73	0-1		236	188	133	.52232	131
TOTALS		RPI 1-25	RPI 26-50		W-L RECORDS		RPI 51-100		RPI 101-150		RPI 150+
11-9	0-0	0-0		OVERALL		0-6		0-1		11-2	
5-3	0-0	0-0		HOME		0-2		0-0		5-1	
2-6	0-0	0-0		AWAY		0-4		0-1		2-1	
4-0	0-0	0-0		NEUTRAL		0-0		0-0		4-0	
7-3	0-0	0-0		NON-CONFERENCE		0-1		0-1		7-1	
2-1	0-0	0-0		HOME		0-0		0-0		2-1	
1-2	0-0	0-0		AWAY		0-1		0-1		1-0	
4-0	0-0	0-0		NEUTRAL		0-0		0-0		4-0	
4-6	0-0	0-0		CONFERENCE		0-5		0-0		4-1	
3-2	0-0	0-0		HOME		0-2		0-0		3-0	
1-4	0-0	0-0		AWAY		0-3		0-0		1-1	
0-0	0-0	0-0		NEUTRAL		0-0		0-0		0-0	
RPI S	Opponent	Score	RPI S	Opponent	Score	RPI S	Opponent	Score	RPI S	Opponent	Score
						78 A	St. John's (NY)	0 3	108 A	Temple	0 3
						80 A	Princeton	1 3	186 A	Brown	1 3
						80 H	Princeton	1 3	193 N	Lehigh	3 1
						85 A	Yale	0 3	204 A	Penn	3 1
						95 A	Cornell	0 3	204 H	Penn	3 1
						95 H	Cornell	0 3	206 N	Howard	3 2
									211 H	Harvard	3 0
									215 H	Stony Brook	1 3
									239 H	San Jose St.	3 2
									241 N	Radford	3 1
									247 H	Fordham	3 1
									257 H	Dartmouth	3 1
									276 N	Canisius	3 0
									279 A	LIU Brooklyn	3 2
LAST 10 GAMES											
						80 H	Princeton	1 3	257 H	Dartmouth	3 1
						204 H	Penn	3 1	211 H	Harvard	3 0
						95 H	Cornell	0 3	204 A	Penn	3 1
						186 A	Brown	1 3	80 A	Princeton	1 3
						85 A	Yale	0 3	215 H	Stony Brook	1 3

Non-Div. I Games:

Columbia

Average RPI Win:	289	WON-LOST RECORD	WINNING PCT. RANK	LAST 10 GAMES	STRENGTH OF SCHEDULE	OPP. STRENGTH OF SCHEDULE	TEAM RPI	ADJ RPI	CONF. RPI	ADJ CONF. RPI		
DIV. I ONLY		18- 4	.81818	27	10-0	311	291	144	.51541	146	29	29
DIV. I NON-CONF.		5- 4	.55556	140	0	233	108	179	.49397	179	29	29
<hr/>												
TOTALS	RPI 1-25	RPI 26-50		W-L RECORDS		RPI 51-100		RPI 101-150		RPI 150+		
18- 4	0- 1	0- 0		OVERALL		0- 1		0- 1		18- 1		
8- 0	0- 0	0- 0		HOME		0- 0		0- 0		8- 0		
9- 1	0- 0	0- 0		AWAY		0- 1		0- 0		9- 0		
1- 3	0- 1	0- 0		NEUTRAL		0- 0		0- 1		1- 1		
5- 4	0- 1	0- 0		NON-CONFERENCE		0- 1		0- 1		5- 1		
2- 0	0- 0	0- 0		HOME		0- 0		0- 0		2- 0		
2- 1	0- 0	0- 0		AWAY		0- 1		0- 0		2- 0		
1- 3	0- 1	0- 0		NEUTRAL		0- 0		0- 1		1- 1		
13- 0	0- 0	0- 0		CONFERENCE		0- 0		0- 0		13- 0		
6- 0	0- 0	0- 0		HOME		0- 0		0- 0		6- 0		
7- 0	0- 0	0- 0		AWAY		0- 0		0- 0		7- 0		
0- 0	0- 0	0- 0		NEUTRAL		0- 0		0- 0		0- 0		
RPI S	Opponent	Score	RPI S	Opponent	Score	RPI S	Opponent	Score	RPI S	Opponent	Score	
9 N	Texas A&M	0 3				56 A	Pepperdine	1 3	108 N	Temple	0 3	
									179 N	California Baptist	2 3	
									195 H	Northeastern	3 1	
									222 A	Sacred Heart	3 1	
									230 A	Marist	3 0	
									264 N	Lafayette	3 2	
									271 A	Rider	3 0	
									276 H	Canisius	3 0	
									287 A	Quinnipiac	3 0	
									287 H	Quinnipiac	3 0	
									297 H	Niagara	3 0	
									299 A	UMBC	3 2	
									314 A	Siena	3 1	
									314 H	Siena	3 1	
									319 H	NJIT	3 1	
									321 A	Iona	3 1	
									321 H	Iona	3 0	
									324 A	Manhattan	3 0	
									324 H	Manhattan	3 0	
									328 A	Saint Peter's	3 0	
			LAST 10 GAMES									
			324 A	Manhattan	3 0	297 H	Niagara	3 0				
			321 A	Iona	3 1	271 A	Rider	3 0				
			314 H	Siena	3 1	328 A	Saint Peter's	3 0				
			287 A	Quinnipiac	3 0	321 H	Iona	3 0				
			276 H	Canisius	3 0	324 H	Manhattan	3 0				

Non-Div. I Games:

Fairfield

Average RPI Win:		212	WON-LOST RECORD		WINNING PCT. RANK		LAST 10 GAMES		STRENGTH OF SCHEDULE		OPP. STRENGTH OF SCHEDULE		TEAM RPI		ADJ RPI		CONF. RPI		ADJ CONF. RPI	
DIV. I ONLY			16- 8		.66667 78		5-5		264		200		146		.5148 147		14		14	
DIV. I NON-CONF.			10- 2		.83333 25		0		271		244		107		.53952 109		12		12	
TOTALS		RPI 1-25		RPI 26-50		W-L RECORDS		RPI 51-100		RPI 101-150		RPI 150+								
16- 8		0- 1		0- 0		OVERALL		2- 1		1- 1		13- 5								
7- 3		0- 0		0- 0		HOME		1- 0		1- 1		5- 2								
5- 3		0- 1		0- 0		AWAY		1- 1		0- 0		4- 1								
4- 2		0- 0		0- 0		NEUTRAL		0- 0		0- 0		4- 2								
10- 2		0- 0		0- 0		NON-CONFERENCE		0- 0		0- 0		10- 2								
3- 0		0- 0		0- 0		HOME		0- 0		0- 0		3- 0								
3- 0		0- 0		0- 0		AWAY		0- 0		0- 0		3- 0								
4- 2		0- 0		0- 0		NEUTRAL		0- 0		0- 0		4- 2								
6- 6		0- 1		0- 0		CONFERENCE		2- 1		1- 1		3- 3								
4- 3		0- 0		0- 0		HOME		1- 0		1- 1		2- 2								
2- 3		0- 1		0- 0		AWAY		1- 1		0- 0		1- 1								
0- 0		0- 0		0- 0		NEUTRAL		0- 0		0- 0		0- 0								
RPI	S	Opponent		Score		RPI	S	Opponent		Score		RPI	S	Opponent		Score				
18	A	Colorado St.		0 3								121	H	UNLV		1 3				
								71 A Wyoming		0 3				148 H San Diego St.		3 1				
								92 A Boise St.		3 1				169 A Sacramento St.		3 1				
								92 H Boise St.		3 1				179 H California Baptist		3 2				
														180 N CSUN		3 1				
														182 N Purdue Fort Wayne		3 0				
														201 A Fresno St.		0 3				
														217 H Southern Utah		3 2				
														233 H New Mexico		2 3				
														237 A Portland St.		3 0				
														239 H San Jose St.		3 2				
														244 H Gonzaga		3 0				
														245 H Air Force		1 3				
														259 A San Francisco		3 1				
														262 N CSU Bakersfield		3 1				
														267 N UC Riverside		0 3				
														276 N Canisius		2 3				
														295 A Utah St.		3 0				
														295 H Utah St.		3 0				
														296 N Morgan St.		3 0				
						LAST 10 GAMES														
								92 H Boise St.		3 1				233 H New Mexico		2 3				
								295 H Utah St.		3 0				245 H Air Force		1 3				
								18 A Colorado St.		0 3				239 H San Jose St.		3 2				
								71 A Wyoming		0 3				295 A Utah St.		3 0				
								121 H UNLV		1 3				92 A Boise St.		3 1				

Non-Div. I Games:

Nevada

Average RPI Win: 208		WON-LOST RECORD		WINNING PCT. RANK		LAST 10 GAMES		STRENGTH OF SCHEDULE		OPP. STRENGTH OF SCHEDULE		TEAM RPI		ADJ RPI		CONF. RPI		ADJ CONF. RPI	
DIV. I ONLY		12- 11		.52174 145		4-6		147		134		148		.51411 148		14		14	
DIV. I NON-CONF.		7- 4		.63636 100		0		112		139		86		.55532 87		12		12	
TOTALS		RPI 1-25		RPI 26-50		W-L RECORDS		RPI 51-100		RPI 101-150		RPI 150+							
12- 11		0- 1		0- 1		OVERALL		0- 5		3- 2		9- 2							
6- 3		0- 0		0- 0		HOME		0- 2		1- 1		5- 0							
2- 8		0- 1		0- 1		AWAY		0- 3		1- 1		1- 2							
4- 0		0- 0		0- 0		NEUTRAL		0- 0		1- 0		3- 0							
7- 4		0- 0		0- 1		NON-CONFERENCE		0- 3		2- 0		5- 0							
3- 1		0- 0		0- 0		HOME		0- 1		1- 0		2- 0							
0- 3		0- 0		0- 1		AWAY		0- 2		0- 0		0- 0							
4- 0		0- 0		0- 0		NEUTRAL		0- 0		1- 0		3- 0							
5- 7		0- 1		0- 0		CONFERENCE		0- 2		1- 2		4- 2							
3- 2		0- 0		0- 0		HOME		0- 1		0- 1		3- 0							
2- 5		0- 1		0- 0		AWAY		0- 1		1- 1		1- 2							
0- 0		0- 0		0- 0		NEUTRAL		0- 0		0- 0		0- 0							
RPI	S	Opponent		Score		RPI	S	Opponent		Score		RPI	S	Opponent		Score			
18	A	Colorado St.		0 3		33	A	San Diego		0 3		55	A	FGCU		2 3			
												71	A	Wyoming		0 3			
												79	H	Arizona		0 3			
												87	A	Grand Canyon		0 3			
												92	H	Boise St.		2 3			
												116	N	Akron		3 0			
												121	A	UNLV		3 1			
												121	H	UNLV		1 3			
												126	H	West Virginia		3 2			
												147	A	Nevada		1 3			
												167	H	Long Beach St.		3 1			
												174	H	Arkansas		3 2			
												201	A	Fresno St.		0 3			
												233	A	New Mexico		3 1			
												233	H	New Mexico		3 1			
												239	H	San Jose St.		3 2			
												240	N	Bryant		3 0			
												245	A	Air Force		2 3			
												267	N	UC Riverside		3 1			
												282	N	Eastern Wash.		3 1			
												295	H	Utah St.		3 0			
						LAST 10 GAMES													
						121	A	UNLV		3 1		201	A	Fresno St.		0 3			
						233	A	New Mexico		3 1		18	A	Colorado St.		0 3			
						295	H	Utah St.		3 0		71	A	Wyoming		0 3			
						92	H	Boise St.		2 3		233	H	New Mexico		3 1			
						245	A	Air Force		2 3		121	H	UNLV		1 3			

Non-Div. I Games:

San Diego St.

Average RPI Win:		251	WON-LOST RECORD		WINNING PCT. RANK		LAST 10 GAMES		STRENGTH OF SCHEDULE		OPP. STRENGTH OF SCHEDULE		TEAM RPI		ADJ RPI		CONF. RPI		ADJ CONF. RPI	
DIV. I ONLY			9- 13	.40909	224	5-5			65		123		149		.51328		149		11	
DIV. I NON-CONF.			3- 7	.3	269	0			121		121		219		.46844		218		10	
TOTALS		RPI 1-25		RPI 26-50		W-L RECORDS		RPI 51-100		RPI 101-150		RPI 150+								
9- 13		0- 4		0- 2		OVERALL		0- 4		0- 1		9- 2								
4- 7		0- 1		0- 2		HOME		0- 3		0- 1		4- 0								
4- 4		0- 2		0- 0		AWAY		0- 1		0- 0		4- 1								
1- 2		0- 1		0- 0		NEUTRAL		0- 0		0- 0		1- 1								
3- 7		0- 1		0- 2		NON-CONFERENCE		0- 1		0- 1		3- 2								
1- 4		0- 0		0- 2		HOME		0- 1		0- 1		1- 0								
1- 1		0- 0		0- 0		AWAY		0- 0		0- 0		1- 1								
1- 2		0- 1		0- 0		NEUTRAL		0- 0		0- 0		1- 1								
6- 6		0- 3		0- 0		CONFERENCE		0- 3		0- 0		6- 0								
3- 3		0- 1		0- 0		HOME		0- 2		0- 0		3- 0								
3- 3		0- 2		0- 0		AWAY		0- 1		0- 0		3- 0								
0- 0		0- 0		0- 0		NEUTRAL		0- 0		0- 0		0- 0								
RPI	S	Opponent		Score		RPI	S	Opponent		Score		RPI	S	Opponent		Score				
12	A	Marquette		0 3		31	H	Cincinnati		0 3		58	A	Villanova		0 3				
12	H	Marquette		1 3		45	H	Wright St.		0 3		58	H	Villanova		0 3				
19	A	Creighton		0 3						75 H Bowling Green		1	3	217	N	Southern Utah				
24	N	Louisville		0 3						78 H St. John's (NY)		0	3	218	A	DePaul				
														218	H	DePaul				
														221	N	Eastern Mich.				
														223	A	Georgetown				
														223	H	Georgetown				
														281	H	William & Mary				
														285	H	Seton Hall				
														293	A	Providence				
														295	A	Utah St.				
						LAST 10 GAMES														
						218 H DePaul						293 A Providence								
						12 A Marquette						78 H St. John's (NY)								
						58 H Villanova						285 H Seton Hall								
						223 H Georgetown						223 A Georgetown								
						19 A Creighton						58 A Villanova								

Non-Div. I Games:

Xavier

N
C
S
t
a
t
e

NC State				Through Games Of Through Nov. 3											
Average RPI Win:		189	WON-LOST RECORD	WINNING PCT. RANK	LAST 10 GAMES	STRENGTH OF SCHEDULE	OPP. STRENGTH OF SCHEDULE	TEAM RPI	ADJ RPI	CONF. RPI	ADJ CONF. RPI				
Average RPI Loss:		64													
DIV. I ONLY			9- 15	.375	242	4-6	64	65	150	.51275	150	5	5		
DIV. I NON-CONF.			5- 7	.41667	221	0	98	90	151	.51109	152	5	5		
TOTALS		RPI 1-25		RPI 26-50		W-L RECORDS		RPI 51-100		RPI 101-150		RPI 150+			
9- 15		0- 2		0- 6		OVERALL		0- 3		2- 3		7- 1			
5- 6		0- 0		0- 1		HOME		0- 2		2- 3		3- 0			
3- 5		0- 2		0- 3		AWAY		0- 0		0- 0		3- 0			
1- 4		0- 0		0- 2		NEUTRAL		0- 1		0- 0		1- 1			
5- 7		0- 0		0- 4		NON-CONFERENCE		0- 1		0- 1		5- 1			
2- 1		0- 0		0- 0		HOME		0- 0		0- 1		2- 0			
2- 2		0- 0		0- 2		AWAY		0- 0		0- 0		2- 0			
1- 4		0- 0		0- 2		NEUTRAL		0- 1		0- 0		1- 1			
4- 8		0- 2		0- 2		CONFERENCE		0- 2		2- 2		2- 0			
3- 5		0- 0		0- 1		HOME		0- 2		2- 2		1- 0			
1- 3		0- 2		0- 1		AWAY		0- 0		0- 0		1- 0			
0- 0		0- 0		0- 0		NEUTRAL		0- 0		0- 0		0- 0			
RPI	S	Opponent	Score	RPI	S	Opponent	Score	RPI	S	Opponent	Score	RPI	S	Opponent	Score
4	A	Pittsburgh	0 3	26	N	UC Santa Barbara	1 3	63	H	North Carolina	2 3	102	H	Boston College	2 3
24	A	Louisville	2 3	29	A	Georgia	1 3	64	H	Georgia Tech	2 3	110	H	Syracuse	0 3
				32	H	Florida St.	0 3	77	N	Alabama	1 3	131	H	Clemson	3 2
				34	A	Notre Dame	0 3					134	H	Miami (FL)	3 0
				36	N	Iowa St.	1 3					138	H	East Carolina	2 3
				48	A	VCU	0 3					174	N	Arkansas	2 3
												176	A	Virginia	3 1
												189	H	Kansas St.	3 1
												191	N	Western Caro.	3 1
												198	A	Appalachian St.	3 2
												205	H	Virginia Tech	3 2
												220	H	Austin Peay	3 0
												261	A	Furman	3 0
				LAST 10 GAMES											
				64 H Georgia Tech 2 3				176 A Virginia 3 1							
				131 H Clemson 3 2				134 H Miami (FL) 3 0							
				110 H Syracuse 0 3				32 H Florida St. 0 3							
				102 H Boston College 2 3				205 H Virginia Tech 3 2							
				4 A Pittsburgh 0 3				63 H North Carolina 2 3							

N
C
S
t
a
t
e

Non-Div. I Games:

NC State

Average RPI Win: 212		WON-LOST RECORD		WINNING PCT. RANK		LAST 10 GAMES		STRENGTH OF SCHEDULE		OPP. STRENGTH OF SCHEDULE		TEAM RPI		ADJ RPI		CONF. RPI		ADJ CONF. RPI	
DIV. I ONLY		14- 10		.58333 111		5-5		203		171		151		.51229 151		23		23	
DIV. I NON-CONF.		7- 5		.58333 116		0		144		126		122		.53 122		20		20	
TOTALS		RPI 1-25		RPI 26-50		W-L RECORDS		RPI 51-100		RPI 101-150		RPI 150+							
14- 10		0- 1		0- 1		OVERALL		2- 0		2- 3		10- 5							
7- 1		0- 0		0- 0		HOME		2- 0		1- 0		4- 1							
4- 7		0- 1		0- 1		AWAY		0- 0		0- 2		4- 3							
3- 2		0- 0		0- 0		NEUTRAL		0- 0		1- 1		2- 1							
7- 5		0- 1		0- 1		NON-CONFERENCE		1- 0		1- 2		5- 1							
3- 0		0- 0		0- 0		HOME		1- 0		0- 0		2- 0							
1- 3		0- 1		0- 1		AWAY		0- 0		0- 1		1- 0							
3- 2		0- 0		0- 0		NEUTRAL		0- 0		1- 1		2- 1							
7- 5		0- 0		0- 0		CONFERENCE		1- 0		1- 1		5- 4							
4- 1		0- 0		0- 0		HOME		1- 0		1- 0		2- 1							
3- 4		0- 0		0- 0		AWAY		0- 0		0- 1		3- 3							
0- 0		0- 0		0- 0		NEUTRAL		0- 0		0- 0		0- 0							
RPI S	Opponent	Score		RPI S	Opponent	Score		RPI S	Opponent	Score		RPI S	Opponent	Score					
10 A	Florida	0 3		39 A	Michigan	2 3		81 H	LSU	3 0		104 A	Weber St.	0 3					
								100 H	Northern Colo.	3 0		104 H	Weber St.	3 1					
												124 A	Oakland	1 3					
												128 N	Liberty	2 3					
												142 N	La Salle	3 1					
												169 A	Sacramento St.	2 3					
												175 A	Idaho	1 3					
												177 N	Louisiana	3 0					
												195 N	Northeastern	2 3					
												201 H	Fresno St.	3 0					
												217 A	Southern Utah	3 1					
												225 H	Montana St.	2 3					
												237 A	Portland St.	2 3					
												249 N	Tennessee Tech	3 0					
												272 A	Idaho St.	3 1					
												272 H	Idaho St.	3 1					
												282 A	Eastern Wash.	3 1					
												285 A	Seton Hall	3 0					
												290 H	South Dakota St.	3 0					
												291 H	Montana	3 2					
LAST 10 GAMES																			
104 A Weber St.				0 3				175 A Idaho				1 3							
272 A Idaho St.				3 1				291 H Montana				3 2							
100 H Northern Colo.				3 0				225 H Montana St.				2 3							
217 A Southern Utah				3 1				169 A Sacramento St.				2 3							
282 A Eastern Wash.				3 1				237 A Portland St.				2 3							

Average RPI Win: 237		WON-LOST RECORD	WINNING PCT. RANK	LAST 10 GAMES	STRENGTH OF SCHEDULE	OPP. STRENGTH OF SCHEDULE	TEAM RPI	ADJ RPI	CONF. RPI	ADJ CONF. RPI	
Average RPI Loss: 108											
DIV. I ONLY		13- 9	.59091 108	8-2	214	166	152	.51215 152	20	20	
DIV. I NON-CONF.		5- 6	.45455 199	0	244	145	228	.46185 228	22	23	
<hr/>											
TOTALS		RPI 1-25		RPI 26-50		W-L RECORDS		RPI 51-100		RPI 101-150	RPI 150+
13- 9		0- 0		0- 2		OVERALL		0- 3		1- 2	12- 2
4- 0		0- 0		0- 0		HOME		0- 0		1- 0	3- 0
6- 5		0- 0		0- 1		AWAY		0- 2		0- 2	6- 0
3- 4		0- 0		0- 1		NEUTRAL		0- 1		0- 0	3- 2
5- 6		0- 0		0- 2		NON-CONFERENCE		0- 1		0- 1	5- 2
0- 0		0- 0		0- 0		HOME		0- 0		0- 0	0- 0
2- 2		0- 0		0- 1		AWAY		0- 0		0- 1	2- 0
3- 4		0- 0		0- 1		NEUTRAL		0- 1		0- 0	3- 2
8- 3		0- 0		0- 0		CONFERENCE		0- 2		1- 1	7- 0
4- 0		0- 0		0- 0		HOME		0- 0		1- 0	3- 0
4- 3		0- 0		0- 0		AWAY		0- 2		0- 1	4- 0
0- 0		0- 0		0- 0		NEUTRAL		0- 0		0- 0	0- 0
RPI S	Opponent	Score	RPI S	Opponent	Score	RPI S	Opponent	Score	RPI S	Opponent	Score
			26 N	UC Santa Barbara	1 3	59 A	American	2 3	114 A	Army West Point	2 3
			39 A	Michigan	0 3	70 A	Colgate	1 3	114 H	Army West Point	3 2
						77 N	Alabama	0 3	126 A	West Virginia	2 3
									193 A	Lehigh	3 1
									193 H	Lehigh	3 0
									199 A	Loyola Maryland	3 1
									216 N	Duquesne	2 3
									221 A	Eastern Mich.	3 2
									232 N	UConn	3 0
									236 H	Bucknell	3 0
									244 N	Gonzaga	1 3
									245 N	Air Force	3 0
									264 A	Lafayette	3 1
									284 N	Eastern Ky.	3 0
									298 A	Holy Cross	3 0
									298 H	Holy Cross	3 0
									300 A	George Mason	3 1
			LAST 10 GAMES								
			264 A	Lafayette	3 1	236 H	Bucknell	3 0			
			193 A	Lehigh	3 1	59 A	American	2 3			
			114 H	Army West Point	3 2	199 A	Loyola Maryland	3 1			
			298 H	Holy Cross	3 0	193 H	Lehigh	3 0			
			70 A	Colgate	1 3	298 A	Holy Cross	3 0			

Non-Div. I Games:

Navy

Average RPI Win: 201		WON-LOST	WINNING	LAST 10	STRENGTH OF		OPP. STRENGTH	TEAM	ADJ	CONF.	ADJ CONF.
Average RPI Loss: 115		RECORD	PCT. RANK	GAMES	SCHEDULE		OF SCHEDULE	RPI	RPI	RPI	RPI
DIV. I ONLY		11- 11	.5 155	7-3	123		141	153	.51203 153	19	19
DIV. I NON-CONF.		4- 7	.36364 241	0	69		153	156	.50683 156	13	13
TOTALS		RPI 1-25	RPI 26-50	W-L RECORDS	RPI 51-100		RPI 101-150	RPI 150+			
11- 11	0-0		0-3	OVERALL	0-3		3-1	8-4			
6- 4	0-0		0-1	HOME	0-0		2-1	4-2			
4- 4	0-0		0-1	AWAY	0-2		1-0	3-1			
1- 3	0-0		0-1	NEUTRAL	0-1		0-0	1-1			
4- 7	0-0		0-2	NON-CONFERENCE	0-3		1-0	3-2			
3- 2	0-0		0-1	HOME	0-0		1-0	2-1			
0- 2	0-0		0-0	AWAY	0-2		0-0	0-0			
1- 3	0-0		0-1	NEUTRAL	0-1		0-0	1-1			
7- 4	0-0		0-1	CONFERENCE	0-0		2-1	5-2			
3- 2	0-0		0-0	HOME	0-0		1-1	2-1			
4- 2	0-0		0-1	AWAY	0-0		1-0	3-1			
0- 0	0-0		0-0	NEUTRAL	0-0		0-0	0-0			
RPI S	Opponent	Score	RPI S	Opponent	Score	RPI S	Opponent	Score	RPI S	Opponent	Score
			35 N	SFA	0 3	54 A	SMU	0 3	103 H	Loyola Chicago	0 3
			38 H	South Dakota	1 3	82 N	UTSA	1 3	112 A	Illinois St.	3 2
			47 A	UNI	1 3	83 A	UIC	1 3	112 H	Illinois St.	3 2
									124 H	Oakland	3 1
									166 N	Murray St.	2 3
									169 N	Sacramento St.	3 1
									200 H	Valparaiso	3 0
									210 A	Southern Ill.	3 0
									210 H	Southern Ill.	2 3
									218 H	DePaul	1 3
									229 A	Missouri St.	2 3
									229 H	Missouri St.	3 1
									235 H	Northern Ill.	3 0
									248 A	Drake	3 1
									265 A	Indiana St.	3 1
									311 H	Belmont	3 0
			LAST 10 GAMES								
			112 A	Illinois St.	3 2	248 A	Drake	3 1			
			210 A	Southern Ill.	3 0	47 A	UNI	1 3			
			229 A	Missouri St.	2 3	112 H	Illinois St.	3 2			
			103 H	Loyola Chicago	0 3	265 A	Indiana St.	3 1			
			200 H	Valparaiso	3 0	229 H	Missouri St.	3 1			

Non-Div. I Games:

Bradley

Average RPI Win:	228	WON-LOST RECORD	WINNING PCT. RANK	LAST 10 GAMES	STRENGTH OF SCHEDULE	OPP. STRENGTH OF SCHEDULE	TEAM RPI	ADJ RPI	CONF. RPI	ADJ CONF. RPI		
DIV. I ONLY		13- 12	.52	150	5-5	138	175	154	.51201	154	18	18
DIV. I NON-CONF.		7- 7	.5	163	1-0	169	205	183	.49334	183	15	15

TOTALS	RPI 1-25	RPI 26-50		W-L RECORDS		RPI 51-100		RPI 101-150		RPI 150+		
13- 12	0- 0	0- 2		OVERALL		0- 5		3- 4		10- 1		
6- 3	0- 0	0- 0		HOME		0- 2		1- 1		5- 0		
4- 6	0- 0	0- 2		AWAY		0- 1		1- 3		3- 0		
3- 3	0- 0	0- 0		NEUTRAL		0- 2		1- 0		2- 1		
7- 7	0- 0	0- 1		NON-CONFERENCE		0- 3		1- 2		6- 1		
3- 1	0- 0	0- 0		HOME		0- 1		0- 0		3- 0		
1- 3	0- 0	0- 1		AWAY		0- 0		0- 2		1- 0		
3- 3	0- 0	0- 0		NEUTRAL		0- 2		1- 0		2- 1		
6- 5	0- 0	0- 1		CONFERENCE		0- 2		2- 2		4- 0		
3- 2	0- 0	0- 0		HOME		0- 1		1- 1		2- 0		
3- 3	0- 0	0- 1		AWAY		0- 1		1- 1		2- 0		
0- 0	0- 0	0- 0		NEUTRAL		0- 0		0- 0		0- 0		
RPI	S	Opponent	Score	RPI	S	Opponent	Score	RPI	S	Opponent	Score	
				43	A	Texas St.	0 3	51	A	Dayton	0 3	
				48	A	VCU	0 3	51	H	Dayton	0 3	
								55	N	FGCU	0 3	
								59	H	American	1 3	
								82	N	UTSA	0 3	

Non-Div. I Games:

George Washington

Average RPI Win:	200	WON-LOST RECORD	WINNING PCT. RANK	LAST 10 GAMES	STRENGTH OF SCHEDULE	OPP. STRENGTH OF SCHEDULE	TEAM RPI	ADJ RPI	CONF. RPI	ADJ CONF. RPI	
Average RPI Loss:	84										
DIV. I ONLY		12- 12	.5 155	2-8	157	88	156	.51128 155	8	8	
DIV. I NON-CONF.		8- 4	.66667 87	0	228	116	131	.5234 129	7	6	
<hr/>											
TOTALS	RPI 1-25	RPI 26-50		W-L RECORDS	RPI 51-100		RPI 101-150		RPI 150+		
12- 12	0- 2	0- 3		OVERALL	1- 3		2- 2		9- 2		
1- 5	0- 1	0- 1		HOME	0- 2		0- 1		1- 0		
5- 5	0- 1	0- 1		AWAY	0- 1		2- 1		3- 1		
6- 2	0- 0	0- 1		NEUTRAL	1- 0		0- 0		5- 1		
<hr/>											
8- 4	0- 0	0- 1		NON-CONFERENCE	1- 1		1- 1		6- 1		
0- 0	0- 0	0- 0		HOME	0- 0		0- 0		0- 0		
2- 2	0- 0	0- 0		AWAY	0- 1		1- 1		1- 0		
6- 2	0- 0	0- 1		NEUTRAL	1- 0		0- 0		5- 1		
<hr/>											
4- 8	0- 2	0- 2		CONFERENCE	0- 2		1- 1		3- 1		
1- 5	0- 1	0- 1		HOME	0- 2		0- 1		1- 0		
3- 3	0- 1	0- 1		AWAY	0- 0		1- 0		2- 1		
0- 0	0- 0	0- 0		NEUTRAL	0- 0		0- 0		0- 0		
<hr/>											
RPI S	Opponent	Score	RPI S	Opponent	Score	RPI S	Opponent	Score	RPI S	Opponent	Score
16 A	BYU	1 3	33 A	San Diego	0 3	56 H	Pepperdine	1 3	115 A	Saint Mary's (CA)	3 2
16 H	BYU	0 3	33 H	San Diego	1 3	65 N	Texas Tech	3 1	118 H	Santa Clara	1 3
			40 N	Illinois	1 3	68 A	New Mexico St.	0 3	121 A	UNLV	3 1
						97 H	LMU (CA)	2 3	137 A	UC Davis	0 3
									161 A	Portland	2 3
									162 A	Butler	3 2
									164 N	UTEP	3 2
									175 N	Idaho	3 2
									233 N	New Mexico	0 3
									239 N	San Jose St.	3 1
									244 A	Gonzaga	3 1
									259 A	San Francisco	3 2
									259 H	San Francisco	3 1
									291 N	Montana	3 0
									311 N	Belmont	3 1
<hr/>											
			LAST 10 GAMES								
16 A BYU			1 3			56 H Pepperdine			1 3		
33 A San Diego			0 3			244 A Gonzaga			3 1		
118 H Santa Clara			1 3			161 A Portland			2 3		
259 H San Francisco			3 1			33 H San Diego			1 3		
97 H LMU (CA)			2 3			16 H BYU			0 3		

Non-Div. I Games:

Pacific

Average RPI Win:	275	WON-LOST RECORD	WINNING PCT. RANK	LAST 10 GAMES	STRENGTH OF SCHEDULE	OPP. STRENGTH OF SCHEDULE	TEAM RPI	ADJ RPI	CONF. RPI	ADJ CONF. RPI		
Average RPI Loss:	203											
DIV. I ONLY		22- 3	.88	12	10-0	324	301	155	.51002	156	30	30
DIV. I NON-CONF.		10- 3	.76923	46	0	303	278	158	.50335	161	30	30
<hr/>												
TOTALS	RPI 1-25	RPI 26-50		W-L RECORDS		RPI 51-100		RPI 101-150		RPI 150+		
22- 3	0- 0	0- 0		OVERALL		0- 0		0- 1		22- 2		
10- 0	0- 0	0- 0		HOME		0- 0		0- 0		10- 0		
8- 1	0- 0	0- 0		AWAY		0- 0		0- 0		8- 1		
4- 2	0- 0	0- 0		NEUTRAL		0- 0		0- 1		4- 1		
<hr/>												
10- 3	0- 0	0- 0		NON-CONFERENCE		0- 0		0- 1		10- 2		
4- 0	0- 0	0- 0		HOME		0- 0		0- 0		4- 0		
2- 1	0- 0	0- 0		AWAY		0- 0		0- 0		2- 1		
4- 2	0- 0	0- 0		NEUTRAL		0- 0		0- 1		4- 1		
<hr/>												
12- 0	0- 0	0- 0		CONFERENCE		0- 0		0- 0		12- 0		
6- 0	0- 0	0- 0		HOME		0- 0		0- 0		6- 0		
6- 0	0- 0	0- 0		AWAY		0- 0		0- 0		6- 0		
0- 0	0- 0	0- 0		NEUTRAL		0- 0		0- 0		0- 0		
<hr/>												
RPI S	Opponent	Score	RPI S	Opponent	Score	RPI S	Opponent	Score	RPI S	Opponent	Score	
</												

O
m
a
h
a

Omaha				Through Games Of Through Nov. 3											
Average RPI Win: 231		WON-LOST RECORD	WINNING PCT. RANK		LAST 10 GAMES	STRENGTH OF SCHEDULE		OPP. STRENGTH OF SCHEDULE		TEAM RPI	ADJ RPI		CONF. RPI	ADJ CONF. RPI	
Average RPI Loss: 111															
DIV. I ONLY		14- 12	.53846	140	5-5	173		156		157	.50996	157	22	22	
DIV. I NON-CONF.		7- 7	.5	163	0	166		106		160	.50435	159	21	21	
TOTALS		RPI 1-25		RPI 26-50		W-L RECORDS		RPI 51-100		RPI 101-150		RPI 150+			
14- 12	0- 2	0- 2		OVERALL		0- 3		1- 1		13- 4					
7- 5	0- 0	0- 1		HOME		0- 2		0- 1		7- 1					
3- 5	0- 1	0- 1		AWAY		0- 1		0- 0		3- 2					
4- 2	0- 1	0- 0		NEUTRAL		0- 0		1- 0		3- 1					
7- 7	0- 2	0- 0		NON-CONFERENCE		0- 2		1- 1		6- 2					
3- 2	0- 0	0- 0		HOME		0- 1		0- 1		3- 0					
0- 3	0- 1	0- 0		AWAY		0- 1		0- 0		0- 1					
4- 2	0- 1	0- 0		NEUTRAL		0- 0		1- 0		3- 1					
7- 5	0- 0	0- 2		CONFERENCE		0- 1		0- 0		7- 2					
4- 3	0- 0	0- 1		HOME		0- 1		0- 0		4- 1					
3- 2	0- 0	0- 1		AWAY		0- 0		0- 0		3- 1					
0- 0	0- 0	0- 0		NEUTRAL		0- 0		0- 0		0- 0					
RPI S	Opponent	Score		RPI S	Opponent	Score		RPI S	Opponent	Score		RPI S	Opponent	Score	
7 N	Washington	1	3	38 A	South Dakota	2	3	87 A	Grand Canyon	2	3	131 N	Clemson	3	0
19 A	Creighton	0	3	38 H	South Dakota	1	3	93 H	Denver	2	3	136 H	Kansas	0	3
								98 H	High Point	2	3	172 A	North Dakota St.	3	0
												172 H	North Dakota St.	3	1
												175 N	Idaho	2	3
												180 N	CSUN	3	2
												182 H	Purdue Fort Wayne	2	3
												189 A	Kansas St.	2	3
												192 H	Albany (NY)	3	2
												207 N	Central Ark.	3	1
												248 N	Drake	3	0
												263 A	North Dakota	3	0
												263 H	North Dakota	3	1
												266 H	Abilene Christian	3	0
												272 H	Idaho St.	3	0
												275 A	Oral Roberts	2	3
												275 H	Oral Roberts	3	0
												290 H	South Dakota St.	3	0
												301 A	Western Ill.	3	0
				LAST 10 GAMES											
				38 H	South Dakota	1	3	93 H	Denver	2	3				
				275 H	Oral Roberts	3	0	182 H	Purdue Fort Wayne	2	3				
				172 A	North Dakota St.	3	0	301 A	Western Ill.	3	0				
				263 A	North Dakota	3	0	38 A	South Dakota	2	3				
				290 H	South Dakota St.	3	0	275 A	Oral Roberts	2	3				

O
m
a
h
a

Non-Div. I Games:

Omaha

Average RPI Win: 238		WON-LOST	WINNING	LAST 10	STRENGTH OF		OPP. STRENGTH	TEAM	ADJ	CONF.	ADJ CONF.
Average RPI Loss: 186		RECORD	PCT. RANK	GAMES	SCHEDULE		OF SCHEDULE	RPI	RPI	RPI	RPI
DIV. I ONLY		18- 8	.69231	67	278		266	158	.50938	158	26
DIV. I NON-CONF.		8- 6	.57143	134	226		240	190	.48917	189	25
TOTALS		RPI 1-25	RPI 26-50		W-L RECORDS		RPI 51-100		RPI 101-150		RPI 150+
18- 8	0- 0	0- 0		OVERALL		0- 1		2- 1		16- 6	
8- 1	0- 0	0- 0		HOME		0- 0		1- 0		7- 1	
7- 4	0- 0	0- 0		AWAY		0- 1		1- 0		6- 3	
3- 3	0- 0	0- 0		NEUTRAL		0- 0		0- 1		3- 2	
8- 6	0- 0	0- 0		NON-CONFERENCE		0- 1		1- 1		7- 4	
3- 0	0- 0	0- 0		HOME		0- 0		0- 0		3- 0	
2- 3	0- 0	0- 0		AWAY		0- 1		1- 0		1- 2	
3- 3	0- 0	0- 0		NEUTRAL		0- 0		0- 1		3- 2	
10- 2	0- 0	0- 0		CONFERENCE		0- 0		1- 0		9- 2	
5- 1	0- 0	0- 0		HOME		0- 0		1- 0		4- 1	
5- 1	0- 0	0- 0		AWAY		0- 0		0- 0		5- 1	
0- 0	0- 0	0- 0		NEUTRAL		0- 0		0- 0		0- 0	
RPI S	Opponent	Score	RPI S	Opponent	Score	RPI S	Opponent	Score	RPI S	Opponent	Score
						52 A	Milwaukee	0 3	113 A	Saint Louis	3 2
									123 N	Western Mich.	0 3
									133 H	Morehead St.	3 0
									160 H	Jacksonville St.	3 1
									162 N	Butler	1 3
									166 A	Murray St.	3 0
									178 A	Memphis	3 1
									188 H	Evansville	3 0
									210 A	Southern Ill.	2 3
									218 N	DePaul	2 3
									220 A	Austin Peay	3 2
									229 A	Missouri St.	1 3
									242 H	SIUE	2 3
									249 A	Tennessee Tech	1 3
									254 A	UT Martin	3 2
									254 H	UT Martin	3 1
									256 N	Toledo	3 1
									270 A	Tennessee St.	3 0
									283 N	Jacksonville	3 1
									284 H	Eastern Ky.	3 0
									301 H	Western Ill.	3 0
									303 H	Jackson St.	3 0
									305 N	North Ala.	3 0
									306 H	Eastern Ill.	3 0
									311 A	Belmont	3 1
			LAST 10 GAMES								
			160 H	Jacksonville St.	3 1	133 H	Morehead St.	3 0			
			254 A	UT Martin	3 2	242 H	SIUE	2 3			
			311 A	Belmont	3 1	306 H	Eastern Ill.	3 0			
			270 A	Tennessee St.	3 0	166 A	Murray St.	3 0			
			284 H	Eastern Ky.	3 0	220 A	Austin Peay	3 2			

Non-Div. I Games:

Southeast Mo. St.

Average RPI Win:		214	WON-LOST RECORD		WINNING PCT. RANK		LAST 10 GAMES		STRENGTH OF SCHEDULE		OPP. STRENGTH OF SCHEDULE		TEAM RPI		ADJ RPI		CONF. RPI		ADJ CONF. RPI				
DIV. I ONLY			9- 15		.375	242	5-5		58		117		159		.50849		159	17		16			
DIV. I NON-CONF.			3- 9		.25	279	0		63		52		187		.49001		187	17		17			
TOTALS		RPI 1-25		RPI 26-50			W-L RECORDS			RPI 51-100			RPI 101-150			RPI 150+							
9- 15		0- 5		0- 0			OVERALL			1- 4			2- 4			6- 2							
6- 6		0- 1		0- 0			HOME			0- 2			2- 2			4- 1							
3- 5		0- 2		0- 0			AWAY			1- 1			0- 1			2- 1							
0- 4		0- 2		0- 0			NEUTRAL			0- 1			0- 1			0- 0							
3- 9		0- 5		0- 0			NON-CONFERENCE			0- 1			1- 2			2- 1							
2- 2		0- 1		0- 0			HOME			0- 0			1- 1			1- 0							
1- 3		0- 2		0- 0			AWAY			0- 0			0- 0			1- 1							
0- 4		0- 2		0- 0			NEUTRAL			0- 1			0- 1			0- 0							
6- 6		0- 0		0- 0			CONFERENCE			1- 3			1- 2			4- 1							
4- 4		0- 0		0- 0			HOME			0- 2			1- 1			3- 1							
2- 2		0- 0		0- 0			AWAY			1- 1			0- 1			1- 0							
0- 0		0- 0		0- 0			NEUTRAL			0- 0			0- 0			0- 0							
RPI	S	Opponent		Score		RPI	S	Opponent		Score		RPI	S	Opponent		Score							
11	A	Hawaii		1	3							104	H	Weber St.		1	3						
12	N	Marquette		0	3							68	H	New Mexico St.		1	3	117	H	UMKC		2	3
14	N	UCLA		0	3							87	A	Grand Canyon		3	1	126	N	West Virginia		0	3
16	A	BYU		0	3							87	H	Grand Canyon		0	3	130	A	UTRGV		2	3
22	H	Utah		0	3							92	N	Boise St.		1	3	130	H	UTRGV		3	2
												137	H	UC Davis		3	0						
												179	H	California Baptist		2	3						
												237	H	Portland St.		3	2						
												243	H	Seattle U		3	0						
												262	A	CSU Bakersfield		3	0						
												262	H	CSU Bakersfield		3	1						
												269	H	Chicago St.		3	0						
												272	A	Idaho St.		1	3						
												295	A	Utah St.		3	0						
						LAST 10 GAMES																	
						87 H Grand Canyon		0	3	269 H Chicago St.		3	0										
						262 H CSU Bakersfield		3	1	179 H California Baptist		2	3										
						130 A UTRGV		2	3	117 H UMKC		2	3										
						68 A New Mexico St.		1	3	87 A Grand Canyon		3	1										
						243 H Seattle U		3	0	262 A CSU Bakersfield		3	0										

Non-Div. I Games:

Utah Valley

Average RPI Win: 237		WON-LOST RECORD		WINNING PCT. RANK		LAST 10 GAMES		STRENGTH OF SCHEDULE		OPP. STRENGTH OF SCHEDULE		TEAM RPI		ADJ RPI		CONF. RPI		ADJ CONF. RPI	
DIV. I ONLY		15- 9		.625 95		8-2		231		263		160		.50828 160		26		26	
DIV. I NON-CONF.		6- 6		.5 163		0		143		213		166		.50232 165		25		25	
TOTALS		RPI 1-25		RPI 26-50		W-L RECORDS		RPI 51-100		RPI 101-150		RPI 150+							
15- 9		0- 0		0- 0		OVERALL		0- 3		2- 0		13- 6							
8- 4		0- 0		0- 0		HOME		0- 2		2- 0		6- 2							
5- 3		0- 0		0- 0		AWAY		0- 1		0- 0		5- 2							
2- 2		0- 0		0- 0		NEUTRAL		0- 0		0- 0		2- 2							
6- 6		0- 0		0- 0		NON-CONFERENCE		0- 3		1- 0		5- 3							
3- 3		0- 0		0- 0		HOME		0- 2		1- 0		2- 1							
1- 1		0- 0		0- 0		AWAY		0- 1		0- 0		1- 0							
2- 2		0- 0		0- 0		NEUTRAL		0- 0		0- 0		2- 2							
9- 3		0- 0		0- 0		CONFERENCE		0- 0		1- 0		8- 3							
5- 1		0- 0		0- 0		HOME		0- 0		1- 0		4- 1							
4- 2		0- 0		0- 0		AWAY		0- 0		0- 0		4- 2							
0- 0		0- 0		0- 0		NEUTRAL		0- 0		0- 0		0- 0							
RPI S	Opponent	Score		RPI S	Opponent	Score		RPI S	Opponent	Score		RPI S	Opponent	Score					
								71 H	Troy	1	3	133 H	Morehead St.	3	2				
								73 A	Samford	0	3	144 H	Sam Houston St.	3	1				
								99 H	ETSU	1	3	158 A	Southeast Mo. St.	1	3				
												165 N	UAB	1	3				
												166 H	Murray St.	3	1				
												181 H	Mississippi St.	1	3				
												197 H	Southeastern La.	3	0				
												219 H	Stetson	3	1				
												220 H	Austin Peay	3	0				
												242 A	SIUE	1	3				
												249 A	Tennessee Tech	3	1				
												249 H	Tennessee Tech	3	0				
												250 N	New Orleans	3	0				
												252 A	Col. of Charleston	3	0				
												254 H	UT Martin	1	3				
												255 N	Charleston So.	1	3				
												270 A	Tennessee St.	3	0				
												284 H	Eastern Ky.	3	0				
												305 N	North Ala.	3	0				
												306 A	Eastern Ill.	3	0				
												311 A	Belmont	3	0				
LAST 10 GAMES																			
						158 A	Southeast Mo. St.	1	3	242 A	SIUE	1	3						
						249 A	Tennessee Tech	3	1	311 A	Belmont	3	0						
						220 H	Austin Peay	3	0	270 A	Tennessee St.	3	0						
						166 H	Murray St.	3	1	284 H	Eastern Ky.	3	0						
						306 A	Eastern Ill.	3	0	133 H	Morehead St.	3	2						

Non-Div. I Games:

Jacksonville St.

Average RPI Win:		209	WON-LOST RECORD		WINNING PCT. RANK		LAST 10 GAMES		STRENGTH OF SCHEDULE		OPP. STRENGTH OF SCHEDULE		TEAM RPI		ADJ RPI		CONF. RPI		ADJ CONF. RPI				
DIV. I ONLY			11- 11		.5 155		3-7		159		118		161		.5071 161		8		8				
DIV. I NON-CONF.			8- 3		.72727 60		0		177		219		94		.54726 95		7		6				
TOTALS		RPI 1-25		RPI 26-50		W-L RECORDS		RPI 51-100		RPI 101-150		RPI 150+											
11- 11		0- 1		0- 2		OVERALL		1- 4		1- 3		9- 1											
4- 7		0- 1		0- 2		HOME		0- 2		0- 1		4- 1											
4- 3		0- 0		0- 0		AWAY		1- 2		1- 1		2- 0											
3- 1		0- 0		0- 0		NEUTRAL		0- 0		0- 1		3- 0											
8- 3		0- 0		0- 1		NON-CONFERENCE		1- 0		1- 1		6- 1											
2- 2		0- 0		0- 1		HOME		0- 0		0- 0		2- 1											
3- 0		0- 0		0- 0		AWAY		1- 0		1- 0		1- 0											
3- 1		0- 0		0- 0		NEUTRAL		0- 0		0- 1		3- 0											
3- 8		0- 1		0- 1		CONFERENCE		0- 4		0- 2		3- 0											
2- 5		0- 1		0- 1		HOME		0- 2		0- 1		2- 0											
1- 3		0- 0		0- 0		AWAY		0- 2		0- 1		1- 0											
0- 0		0- 0		0- 0		NEUTRAL		0- 0		0- 0		0- 0											
RPI	S	Opponent		Score		RPI	S	Opponent		Score		RPI	S	Opponent		Score							
16	H	BYU		0 3		33	H	San Diego		0 3		56	A	Pepperdine		1 3							
						37	H	Washington St.		0 3		56	H	Pepperdine		0 3							
												68	A	New Mexico St.		3 0							
												97	A	LMU (CA)		0 3							
												97	H	LMU (CA)		1 3							
												104	A	Weber St.		3 1							
												115	H	Saint Mary's (CA)		1 3							
												118	A	Santa Clara		2 3							
												121	N	UNLV		2 3							
												155	H	Pacific		3 2							
												175	H	Idaho		3 0							
												180	N	CSUN		3 1							
												237	A	Portland St.		3 1							
												237	H	Portland St.		1 3							
												244	H	Gonzaga		3 0							
												253	N	Lamar University		3 1							
												259	A	San Francisco		3 2							
												295	H	Utah St.		3 2							
												329	N	Grambling		3 0							
LAST 10 GAMES																							
56 H Pepperdine						0 3						115 H Saint Mary's (CA)						1 3					
97 H LMU (CA)						1 3						155 H Pacific						3 2					
244 H Gonzaga						3 0						97 A LMU (CA)						0 3					
118 A Santa Clara						2 3						56 A Pepperdine						1 3					
259 A San Francisco						3 2						16 H BYU						0 3					

Non-Div. I Games:

Portland

B
u
t
l
e
r

Butler				Through Games Of Through Nov. 3								
Average RPI Win:	228	WON-LOST RECORD	WINNING PCT. RANK	LAST 10 GAMES	STRENGTH OF SCHEDULE	OPP. STRENGTH OF SCHEDULE	TEAM RPI	ADJ RPI	CONF. RPI	ADJ CONF. RPI		
DIV. I ONLY	10- 14	.41667	220	6-4	83	139	162	.50627	162	11	11	
DIV. I NON-CONF.	3- 9	.25	279	0	160	154	262	.4393	262	10	10	
TOTALS	RPI 1-25	RPI 26-50		W-L RECORDS	RPI 51-100		RPI 101-150		RPI 150+			
10- 14	0- 3	0- 0		OVERALL	1- 6		0- 2		9- 3			
5- 4	0- 1	0- 0		HOME	1- 2		0- 0		4- 1			
3- 6	0- 2	0- 0		AWAY	0- 3		0- 0		3- 1			
2- 4	0- 0	0- 0		NEUTRAL	0- 1		0- 2		2- 1			
3- 9	0- 0	0- 0		NON-CONFERENCE	0- 4		0- 2		3- 3			
1- 2	0- 0	0- 0		HOME	0- 1		0- 0		1- 1			
0- 3	0- 0	0- 0		AWAY	0- 2		0- 0		0- 1			
2- 4	0- 0	0- 0		NEUTRAL	0- 1		0- 2		2- 1			
7- 5	0- 3	0- 0		CONFERENCE	1- 2		0- 0		6- 0			
4- 2	0- 1	0- 0		HOME	1- 1		0- 0		3- 0			
3- 3	0- 2	0- 0		AWAY	0- 1		0- 0		3- 0			
0- 0	0- 0	0- 0		NEUTRAL	0- 0		0- 0		0- 0			
RPI S Opponent	Score	RPI S Opponent	Score	RPI S Opponent	Score	RPI S Opponent	Score	RPI S Opponent	Score			
12 A Marquette	0 3			52 A Milwaukee	1 3	123 N Western Mich.	2 3					
12 H Marquette	0 3			58 A Villanova	0 3	139 N Cleveland St.	2 3					
19 A Creighton	0 3			58 H Villanova	2 3	155 H Pacific	2 3					
				68 N New Mexico St.	0 3	158 N Southeast Mo. St.	3 1					
				75 A Bowling Green	1 3	194 N Charlotte	1 3					
				78 H St. John's (NY)	3 1	209 A Auburn	2 3					
				97 H LMU (CA)	1 3	218 A DePaul	3 2					
							218 H DePaul	3 2				
							223 A Georgetown	3 2				
							223 H Georgetown	3 0				
							270 N Tennessee St.	3 0				
							285 H Seton Hall	3 0				
							293 A Providence	3 1				
							311 H Belmont	3 0				
				LAST 10 GAMES								
				12 H Marquette	0 3	19 A Creighton	0 3					
				218 A DePaul	3 2	285 H Seton Hall	3 0					
				223 H Georgetown	3 0	78 H St. John's (NY)	3 1					
				58 H Villanova	2 3	58 A Villanova	0 3					
				293 A Providence	3 1	223 A Georgetown	3 2					

B
u
t
l
e
r

Non-Div. I Games:

Butler

Average RPI Win: 228		WON-LOST RECORD		WINNING PCT. RANK		LAST 10 GAMES		STRENGTH OF SCHEDULE		OPP. STRENGTH OF SCHEDULE		TEAM RPI		ADJ RPI		CONF. RPI		ADJ CONF. RPI	
DIV. I ONLY		13- 10		.56522 118		4-6		218		193		166		.50559 163		15		15	
DIV. I NON-CONF.		9- 3		.75 50		0		238		221		121		.53212 118		16		16	
TOTALS		RPI 1-25		RPI 26-50		W-L RECORDS		RPI 51-100		RPI 101-150		RPI 150+							
13- 10		0- 1		2- 0		OVERALL		0- 3		1- 1		10- 5							
4- 5		0- 1		2- 0		HOME		0- 1		1- 0		1- 3							
5- 3		0- 0		0- 0		AWAY		0- 1		0- 1		5- 1							
4- 2		0- 0		0- 0		NEUTRAL		0- 1		0- 0		4- 1							
9- 3		0- 1		1- 0		NON-CONFERENCE		0- 1		0- 0		8- 1							
2- 1		0- 1		1- 0		HOME		0- 0		0- 0		1- 0							
3- 0		0- 0		0- 0		AWAY		0- 0		0- 0		3- 0							
4- 2		0- 0		0- 0		NEUTRAL		0- 1		0- 0		4- 1							
4- 7		0- 0		1- 0		CONFERENCE		0- 2		1- 1		2- 4							
2- 4		0- 0		1- 0		HOME		0- 1		1- 0		0- 3							
2- 3		0- 0		0- 0		AWAY		0- 1		0- 1		2- 1							
0- 0		0- 0		0- 0		NEUTRAL		0- 0		0- 0		0- 0							
RPI S	Opponent	Score		RPI S	Opponent	Score		RPI S	Opponent	Score		RPI S	Opponent	Score					
17 H	Rice	1	3	35 H	SFA	3	1	52 N	Milwaukee	2	3	132 A	South Alabama	1	3				
				43 H	Texas St.	3	2	61 H	Coastal Caro.	1	3	140 H	UT Arlington	3	0				
								71 A	Troy	1	3	177 A	Louisiana	0	3				
												181 N	Mississippi St.	2	3				
												190 H	Georgia St.	0	3				
												194 N	Charlotte	3	0				
												198 H	Appalachian St.	1	3				
												205 A	Virginia Tech	3	1				
												226 H	Ga. Southern	2	3				
												250 N	New Orleans	3	1				
												274 A	Little Rock	3	0				
												286 A	La.-Monroe	3	2				
												288 A	Southern Miss.	3	0				
												302 N	Chattanooga	3	0				
												305 N	North Ala.	3	0				
												311 A	Belmont	3	0				
												327 H	Ark.-Pine Bluff	3	0				
				LAST 10 GAMES															
				190 H	Georgia St.	0	3	61 H	Coastal Caro.	1	3								
				226 H	Ga. Southern	2	3	198 H	Appalachian St.	1	3								
				177 A	Louisiana	0	3	140 H	UT Arlington	3	0								
				286 A	La.-Monroe	3	2	43 H	Texas St.	3	2								
				274 A	Little Rock	3	0	132 A	South Alabama	1	3								

Non-Div. I Games:

Arkansas St.

Average RPI Win: 207		WON-LOST RECORD		WINNING PCT. RANK		LAST 10 GAMES		STRENGTH OF SCHEDULE		OPP. STRENGTH OF SCHEDULE		TEAM RPI		ADJ RPI		CONF. RPI		ADJ CONF. RPI	
DIV. I ONLY		11- 12		.47826 184		4-6		136		131		163		.50499 164		10		10	
DIV. I NON-CONF.		7- 6		.53846 151		0		201		198		184		.49286 184		11		11	
TOTALS		RPI 1-25		RPI 26-50		W-L RECORDS		RPI 51-100		RPI 101-150		RPI 150+							
11- 12		0- 1		0- 1		OVERALL		2- 6		1- 0		8- 4							
4- 2		0- 0		0- 0		HOME		1- 1		1- 0		2- 1							
4- 6		0- 1		0- 1		AWAY		0- 4		0- 0		4- 0							
3- 4		0- 0		0- 0		NEUTRAL		1- 1		0- 0		2- 3							
7- 6		0- 0		0- 0		NON-CONFERENCE		1- 3		1- 0		5- 3							
2- 0		0- 0		0- 0		HOME		0- 0		1- 0		1- 0							
2- 2		0- 0		0- 0		AWAY		0- 2		0- 0		2- 0							
3- 4		0- 0		0- 0		NEUTRAL		1- 1		0- 0		2- 3							
4- 6		0- 1		0- 1		CONFERENCE		1- 3		0- 0		3- 1							
2- 2		0- 0		0- 0		HOME		1- 1		0- 0		1- 1							
2- 4		0- 1		0- 1		AWAY		0- 2		0- 0		2- 0							
0- 0		0- 0		0- 0		NEUTRAL		0- 0		0- 0		0- 0							
RPI S	Opponent	Score		RPI S	Opponent	Score		RPI S	Opponent	Score		RPI S	Opponent	Score					
17 A	Rice	0 3		27 A	Western Ky.	0 3		65 A	Texas Tech	0 3		119 H	A&M-Corpus Christi	3 2					
								68 A	New Mexico St.	2 3		155 N	Pacific	2 3					
								74 N	Tulane	0 3		165 H	UAB	0 3					
								82 A	UTSA	1 3		173 H	Louisiana Tech	3 0					
								82 H	UTSA	1 3		177 A	Louisiana	3 0					
								89 A	Fla. Atlantic	0 3		187 A	FIU	3 1					
								90 H	Marshall	3 0		225 N	Montana St.	0 3					
								94 N	Houston	3 2		262 N	CSU Bakersfield	2 3					
												277 N	Incarnate Word	3 2					
												277 N	Incarnate Word	3 2					
												288 A	Southern Miss.	3 2					
												291 A	Montana	3 0					
												304 H	Coppin St.	3 0					
				LAST 10 GAMES															
				288 A Southern Miss.				173 H Louisiana Tech				3 0							
				27 A Western Ky.				165 H UAB				0 3							
				90 H Marshall				82 H UTSA				1 3							
				89 A Fla. Atlantic				82 A UTSA				1 3							
				187 A FIU				17 A Rice				0 3							

Non-Div. I Games:

UTEP

Average RPI Win: 227		WON-LOST RECORD		WINNING PCT. RANK		LAST 10 GAMES		STRENGTH OF SCHEDULE		OPP. STRENGTH OF SCHEDULE		TEAM RPI		ADJ RPI		CONF. RPI		ADJ CONF. RPI	
DIV. I ONLY		11- 12		.47826 184		3-7		116		210		164		.50471 165		10		10	
DIV. I NON-CONF.		8- 5		.61538 106		0		217		261		167		.50211 166		11		11	
TOTALS		RPI 1-25		RPI 26-50		W-L RECORDS		RPI 51-100		RPI 101-150		RPI 150+							
11- 12		0- 1		0- 1		OVERALL		1- 4		0- 2		10- 4							
6- 4		0- 1		0- 1		HOME		1- 2		0- 0		5- 0							
1- 7		0- 0		0- 0		AWAY		0- 2		0- 2		1- 3							
4- 1		0- 0		0- 0		NEUTRAL		0- 0		0- 0		4- 1							
8- 5		0- 0		0- 0		NON-CONFERENCE		1- 2		0- 1		7- 2							
4- 1		0- 0		0- 0		HOME		1- 1		0- 0		3- 0							
0- 3		0- 0		0- 0		AWAY		0- 1		0- 1		0- 1							
4- 1		0- 0		0- 0		NEUTRAL		0- 0		0- 0		4- 1							
3- 7		0- 1		0- 1		CONFERENCE		0- 2		0- 1		3- 2							
2- 3		0- 1		0- 1		HOME		0- 1		0- 0		2- 0							
1- 4		0- 0		0- 0		AWAY		0- 1		0- 1		1- 2							
0- 0		0- 0		0- 0		NEUTRAL		0- 0		0- 0		0- 0							
RPI S	Opponent	Score		RPI S	Opponent	Score		RPI S	Opponent	Score		RPI S	Opponent	Score					
17 H	Rice	0 3		27 H	Western Ky.	0 3		73 A	Samford	1 3		122 A	North Texas	0 3					
								77 H	Alabama	0 3		135 A	Ball St.	0 3					
								82 A	UTSA	0 3		160 N	Jacksonville St.	3 1					
								89 H	Fla. Atlantic	1 3		164 A	UTEP	3 0					
								99 H	ETSU	3 2		173 A	Louisiana Tech	1 3					
												181 A	Mississippi St.	2 3					
												185 A	Middle Tenn.	2 3					
												185 H	Middle Tenn.	3 1					
												187 H	FIU	3 0					
												190 H	Georgia St.	3 1					
												224 N	South Fla.	1 3					
												251 N	North Florida	3 0					
												303 N	Jackson St.	3 1					
												305 N	North Ala.	3 1					
												320 H	Alabama St.	3 0					
												334 H	Alcorn	3 0					
				LAST 10 GAMES															
				17 H Rice				82 A UTSA				0 3							
				185 A Middle Tenn.				164 A UTEP				3 0							
				89 H Fla. Atlantic				185 H Middle Tenn.				3 1							
				27 H Western Ky.				173 A Louisiana Tech				1 3							
				187 H FIU				122 A North Texas				0 3							

Non-Div. I Games:

UAB

Average RPI Win: 241		WON-LOST RECORD		WINNING PCT. RANK		LAST 10 GAMES		STRENGTH OF SCHEDULE		OPP. STRENGTH OF SCHEDULE		TEAM RPI		ADJ RPI		CONF. RPI		ADJ CONF. RPI	
DIV. I ONLY		15- 9		.625 95		7-3		263		203		165		.50432 166		26		26	
DIV. I NON-CONF.		6- 6		.5 163		0		117		134		141		.51882 140		25		25	
TOTALS		RPI 1-25		RPI 26-50		W-L RECORDS		RPI 51-100		RPI 101-150		RPI 150+							
15- 9		0- 1		0- 1		OVERALL		1- 1		0- 1		14- 5							
5- 1		0- 0		0- 0		HOME		0- 0		0- 0		5- 1							
5- 5		0- 1		0- 0		AWAY		1- 1		0- 0		4- 3							
5- 3		0- 0		0- 1		NEUTRAL		0- 0		0- 1		5- 1							
6- 6		0- 1		0- 1		NON-CONFERENCE		1- 1		0- 1		5- 2							
0- 0		0- 0		0- 0		HOME		0- 0		0- 0		0- 0							
1- 3		0- 1		0- 0		AWAY		1- 1		0- 0		0- 1							
5- 3		0- 0		0- 1		NEUTRAL		0- 0		0- 1		5- 1							
9- 3		0- 0		0- 0		CONFERENCE		0- 0		0- 0		9- 3							
5- 1		0- 0		0- 0		HOME		0- 0		0- 0		5- 1							
4- 2		0- 0		0- 0		AWAY		0- 0		0- 0		4- 2							
0- 0		0- 0		0- 0		NEUTRAL		0- 0		0- 0		0- 0							
RPI S	Opponent	Score		RPI S	Opponent	Score		RPI S	Opponent	Score		RPI S	Opponent	Score					
21 A	Purdue	0 3		38 N	South Dakota	0 3		71 A	Troy	0 3		119 N	A&M-Corpus Christi	0 3					
								83 A	UIC	3 1		153 N	Bradley	3 2					
												158 H	Southeast Mo. St.	0 3					
												160 A	Jacksonville St.	1 3					
												169 N	Sacramento St.	3 1					
												200 N	Valparaiso	1 3					
												214 A	IUPUI	2 3					
												220 A	Austin Peay	3 1					
												221 N	Eastern Mich.	3 0					
												242 A	SIUE	3 0					
												242 H	SIUE	3 1					
												249 A	Tennessee Tech	3 1					
												254 H	UT Martin	3 0					
												270 H	Tennessee St.	3 0					
												283 N	Jacksonville	3 2					
												284 A	Eastern Ky.	2 3					
												302 N	Chattanooga	3 1					
												306 A	Eastern Ill.	3 0					
												306 H	Eastern Ill.	3 0					
												311 H	Belmont	3 0					
				LAST 10 GAMES															
				306 H Eastern Ill.				3 0				311 H Belmont				3 0			
				242 H SIUE				3 1				284 A Eastern Ky.				2 3			
				249 A Tennessee Tech				3 1				220 A Austin Peay				3 1			
				160 A Jacksonville St.				1 3				158 H Southeast Mo. St.				0 3			
				270 H Tennessee St.				3 0				254 H UT Martin				3 0			

Average RPI Win: 243		WON-LOST RECORD		WINNING PCT. RANK		LAST 10 GAMES		STRENGTH OF SCHEDULE		OPP. STRENGTH OF SCHEDULE		TEAM RPI		ADJ RPI		CONF. RPI		ADJ CONF. RPI	
DIV. I ONLY		8- 15		.34783 260		5-5		73		76		169		.50407 167		9		9	
DIV. I NON-CONF.		3- 9		.25 279		0		45		53		162		.50577 158		9		9	
TOTALS		RPI 1-25		RPI 26-50		W-L RECORDS		RPI 51-100		RPI 101-150		RPI 150+							
8- 15		0- 4		0- 5		OVERALL		0- 2		0- 3		8- 1							
3- 6		0- 2		0- 2		HOME		0- 0		0- 1		3- 1							
2- 7		0- 1		0- 3		AWAY		0- 1		0- 2		2- 0							
3- 2		0- 1		0- 0		NEUTRAL		0- 1		0- 0		3- 0							
3- 9		0- 3		0- 3		NON-CONFERENCE		0- 2		0- 1		3- 0							
0- 3		0- 1		0- 2		HOME		0- 0		0- 0		0- 0							
0- 4		0- 1		0- 1		AWAY		0- 1		0- 1		0- 0							
3- 2		0- 1		0- 0		NEUTRAL		0- 1		0- 0		3- 0							
5- 6		0- 1		0- 2		CONFERENCE		0- 0		0- 2		5- 1							
3- 3		0- 1		0- 0		HOME		0- 0		0- 1		3- 1							
2- 3		0- 0		0- 2		AWAY		0- 0		0- 1		2- 0							
0- 0		0- 0		0- 0		NEUTRAL		0- 0		0- 0		0- 0							
RPI	S	Opponent		Score		RPI	S	Opponent		Score		RPI	S	Opponent		Score			
10	A	Florida		2	3	26	A	UC Santa Barbara		1	3	62	N	James Madison		0	3		
11	H	Hawaii		1	3	29	H	Georgia		1	3	64	A	Georgia Tech		1	3		
14	H	UCLA		0	3	33	A	San Diego		0	3			San Diego St.		1	3		
20	N	Southern California		0	3	41	A	Cal Poly		0	3			Cal St. Fullerton		0	3		
						43	H	Texas St.		2	3			CSUN		3	1		
														CSUN		3	2		
														South Fla.		3	2		
														UC Irvine		3	0		
														UC Riverside		3	0		
														UC Riverside		3	0		
														UNC Asheville		3	2		
														Southern U.		3	0		
LAST 10 GAMES																			
						137	H	UC Davis		2	3	170	H	Cal St. Fullerton		0	3		
						267	H	UC Riverside		3	0	267	A	UC Riverside		3	0		
						26	A	UC Santa Barbara		1	3	137	A	UC Davis		2	3		
						180	H	CSUN		3	2	180	A	CSUN		3	1		
						231	H	UC Irvine		3	0	11	H	Hawaii		1	3		

Non-Div. I Games:

Long Beach St.

Average RPI Win: 221		WON-LOST RECORD	WINNING PCT. RANK		LAST 10 GAMES		STRENGTH OF SCHEDULE		OPP. STRENGTH OF SCHEDULE		TEAM RPI		ADJ RPI		CONF. RPI		ADJ CONF. RPI		
Average RPI Loss: 89			12- 11 4- 7		.52174 145 .36364 241		7-3 0		198 145		115 30		167 193		.50236 168 .48651 193		24 24		
DIV. I ONLY		12- 11		.52174 145		7-3		198		115		167		.50236 168		24		24	
DIV. I NON-CONF.		4- 7		.36364 241		0		145		30		193		.48651 193		24		24	
TOTALS		RPI 1-25		RPI 26-50		W-L RECORDS		RPI 51-100		RPI 101-150		RPI 150+							
12- 11		0- 1		0- 1		OVERALL		1- 5		3- 3		8- 1							
5- 3		0- 1		0- 0		HOME		0- 0		2- 1		3- 1							
5- 5		0- 0		0- 0		AWAY		0- 3		1- 2		4- 0							
2- 3		0- 0		0- 1		NEUTRAL		1- 2		0- 0		1- 0							
4- 7		0- 1		0- 1		NON-CONFERENCE		1- 4		1- 1		2- 0							
1- 1		0- 1		0- 0		HOME		0- 0		1- 0		0- 0							
1- 3		0- 0		0- 0		AWAY		0- 2		0- 1		1- 0							
2- 3		0- 0		0- 1		NEUTRAL		1- 2		0- 0		1- 0							
8- 4		0- 0		0- 0		CONFERENCE		0- 1		2- 2		6- 1							
4- 2		0- 0		0- 0		HOME		0- 0		1- 1		3- 1							
4- 2		0- 0		0- 0		AWAY		0- 1		1- 1		3- 0							
0- 0		0- 0		0- 0		NEUTRAL		0- 0		0- 0		0- 0							
RPI S	Opponent	Score		RPI S	Opponent	Score		RPI S	Opponent	Score		RPI S	Opponent	Score					
21 H	Purdue	1	3	36 N	Iowa St.	0	3	55 A	FGCU	0	3	105 A	Kennesaw St.	3	0				
								58 N	Villanova	0	3	105 H	Kennesaw St.	1	3				
								61 N	Coastal Caro.	3	2	106 A	TCU	0	3				
								64 A	Georgia Tech	1	3	128 A	Liberty	1	3				
								84 A	Iowa	0	3	128 H	Liberty	3	0				
								98 N	High Point	0	3	149 H	Xavier	3	1				
												214 N	IUPUI	3	2				
												219 A	Stetson	3	2				
												219 H	Stetson	2	3				
												251 H	North Florida	3	0				
												283 H	Jacksonville	3	0				
												305 A	North Ala.	3	0				
												305 H	North Ala.	3	0				
												311 A	Belmont	3	1				
												319 A	NJIT	3	0				
				LAST 10 GAMES															
				105 A Kennesaw St.				3	0	283 H Jacksonville				3	0				
				128 A Liberty				1	3	319 A NJIT				3	0				
				219 H Stetson				2	3	305 A North Ala.				3	0				
				305 H North Ala.				3	0	128 H Liberty				3	0				
				251 H North Florida				3	0	105 H Kennesaw St.				1	3				

Non-Div. I Games:

Lipscomb

Average RPI Win:		213	WON-LOST RECORD		WINNING PCT. RANK		LAST 10 GAMES		STRENGTH OF SCHEDULE		OPP. STRENGTH OF SCHEDULE		TEAM RPI		ADJ RPI		CONF. RPI		ADJ CONF. RPI										
Average RPI Loss:		144																											
DIV. I ONLY			12- 13		.48 177		6-4		120		234		168		.5017 169		23		23										
DIV. I NON-CONF.			5- 8		.38462 236		0		51		218		143		.51812 142		20		20										
TOTALS		RPI 1-25		RPI 26-50		W-L RECORDS		RPI 51-100		RPI 101-150		RPI 150+																	
12- 13		0- 1		0- 0		OVERALL		1- 4		2- 2		9- 6																	
6- 4		0- 0		0- 0		HOME		0- 1		0- 1		6- 2																	
3- 6		0- 1		0- 0		AWAY		0- 2		1- 1		2- 2																	
3- 3		0- 0		0- 0		NEUTRAL		1- 1		1- 0		1- 2																	
5- 8		0- 1		0- 0		NON-CONFERENCE		1- 3		1- 2		3- 2																	
2- 1		0- 0		0- 0		HOME		0- 0		0- 1		2- 0																	
0- 4		0- 1		0- 0		AWAY		0- 2		0- 1		0- 0																	
3- 3		0- 0		0- 0		NEUTRAL		1- 1		1- 0		1- 2																	
7- 5		0- 0		0- 0		CONFERENCE		0- 1		1- 0		6- 4																	
4- 3		0- 0		0- 0		HOME		0- 1		0- 0		4- 2																	
3- 2		0- 0		0- 0		AWAY		0- 0		1- 0		2- 2																	
0- 0		0- 0		0- 0		NEUTRAL		0- 0		0- 0		0- 0																	
RPI	S	Opponent		Score		RPI	S	Opponent		Score		RPI	S	Opponent		Score		RPI	S	Opponent		Score							
11	A	Hawaii		0 3								68	N	New Mexico St.		3 2		104	A	Weber St.		3 2							
												79	A	Arizona		1 3		114	N	Army West Point		3 2							
												83	A	UIC		0 3		137	A	UC Davis		1 3							
												93	N	Denver		0 3		147	H	Nevada		1 3							
												100	H	Northern Colo.		1 3		151	H	Northern Ariz.		3 2							
																		153	N	Bradley		1 3							
																		166	N	Murray St.		1 3							
																		175	A	Idaho		2 3							
																		175	H	Idaho		3 2							
																		217	H	Southern Utah		2 3							
																		225	A	Montana St.		2 3							
																		237	H	Portland St.		3 0							
																		262	H	CSU Bakersfield		3 2							
																		272	A	Idaho St.		3 2							
																		276	H	Canisius		3 0							
																		282	A	Eastern Wash.		3 1							
																		282	H	Eastern Wash.		2 3							
																		291	H	Montana		3 1							
																		320	N	Alabama St.		3 0							
						LAST 10 GAMES																							
						282 H Eastern Wash.						2 3						237 H Portland St.						3 0					
						175 H Idaho						3 2						104 A Weber St.						3 2					
						225 A Montana St.						2 3						272 A Idaho St.						3 2					
						291 H Montana						3 1						151 H Northern Ariz.						3 2					
						100 H Northern Colo.						1 3						217 H Southern Utah						2 3					

Non-Div. I Games:

Sacramento St.

Average RPI Win:		241	WON-LOST RECORD		WINNING PCT. RANK		LAST 10 GAMES		STRENGTH OF SCHEDULE		OPP. STRENGTH OF SCHEDULE		TEAM RPI		ADJ RPI		CONF. RPI		ADJ CONF. RPI			
Average RPI Loss:		109																				
DIV. I ONLY			11- 9		.55		131		4-6		221		149		170		.50134		170			
DIV. I NON-CONF.			8- 3		.72727		60		1-0		248		270		142		.51838		141			
TOTALS		RPI 1-25		RPI 26-50		W-L RECORDS		RPI 51-100		RPI 101-150		RPI 150+										
11- 9		0- 2		0- 2		OVERALL		0- 1		0- 1		11- 3										
1- 3		0- 1		0- 2		HOME		0- 0		0- 0		1- 0										
5- 3		0- 1		0- 0		AWAY		0- 0		0- 0		5- 2										
5- 3		0- 0		0- 0		NEUTRAL		0- 1		0- 1		5- 1										
8- 3		0- 0		0- 0		NON-CONFERENCE		0- 1		0- 1		8- 1										
0- 0		0- 0		0- 0		HOME		0- 0		0- 0		0- 0										
3- 0		0- 0		0- 0		AWAY		0- 0		0- 0		3- 0										
5- 3		0- 0		0- 0		NEUTRAL		0- 1		0- 1		5- 1										
3- 6		0- 2		0- 2		CONFERENCE		0- 0		0- 0		3- 2										
1- 3		0- 1		0- 2		HOME		0- 0		0- 0		1- 0										
2- 3		0- 1		0- 0		AWAY		0- 0		0- 0		2- 2										
0- 0		0- 0		0- 0		NEUTRAL		0- 0		0- 0		0- 0										
RPI	S	Opponent		Score		RPI	S	Opponent		Score		RPI	S	Opponent		Score						
11	A	Hawaii		2	3	26	H	UC Santa Barbara		0	3	83	N	UIC		2	3	122	N	North Texas	0	3
11	H	Hawaii		0	3	41	H	Cal Poly		0	3							167	A	Long Beach St.	3	0
																		175	A	Idaho	3	1
																		180	A	CSUN	0	3
																		191	N	Western Caro.	3	0
																		204	N	Penn	3	2
																		231	A	UC Irvine	3	1
																		231	H	UC Irvine	3	1
																		243	N	Seattle U	2	3
																		266	A	Abilene Christian	3	0
																		267	A	UC Riverside	1	3
																		269	A	Chicago St.	3	2
																		282	N	Eastern Wash.	3	0
																		310	N	Prairie View	3	2
																		320	N	Alabama St.	3	0
LAST 10 GAMES																						
						231	H	UC Irvine		3	1	11	A	Hawaii		2	3					
						11	H	Hawaii		0	3	26	H	UC Santa Barbara		0	3					
						180	A	CSUN		0	3	41	H	Cal Poly		0	3					
						167	A	Long Beach St.		3	0	267	A	UC Riverside		1	3					
						231	A	UC Irvine		3	1	204	N	Penn		3	2					

Non-Div. I Games:

Cal St. Fullerton

Average RPI Win: 242		WON-LOST RECORD	WINNING PCT. RANK		LAST 10 GAMES	STRENGTH OF SCHEDULE		OPP. STRENGTH OF SCHEDULE		TEAM RPI	ADJ RPI		CONF. RPI	ADJ CONF. RPI
Average RPI Loss: 159														
DIV. I ONLY		14- 11	.56	124	4-6	209		260		173	.49928	171	16	17
DIV. I NON-CONF.		10- 3	.76923	46	0	222		276		112	.53671	112	19	19
TOTALS		RPI 1-25	RPI 26-50		W-L RECORDS		RPI 51-100		RPI 101-150		RPI 150+			
14- 11	0- 0	0- 1		OVERALL		0- 2		0- 2		14- 6				
7- 3	0- 0	0- 0		HOME		0- 1		0- 0		7- 2				
3- 8	0- 0	0- 1		AWAY		0- 1		0- 2		3- 4				
4- 0	0- 0	0- 0		NEUTRAL		0- 0		0- 0		4- 0				
10- 3	0- 0	0- 0		NON-CONFERENCE		0- 0		0- 1		10- 2				
5- 1	0- 0	0- 0		HOME		0- 0		0- 0		5- 1				
1- 2	0- 0	0- 0		AWAY		0- 0		0- 1		1- 1				
4- 0	0- 0	0- 0		NEUTRAL		0- 0		0- 0		4- 0				
4- 8	0- 0	0- 1		CONFERENCE		0- 2		0- 1		4- 4				
2- 2	0- 0	0- 0		HOME		0- 1		0- 0		2- 1				
2- 6	0- 0	0- 1		AWAY		0- 1		0- 1		2- 3				
0- 0	0- 0	0- 0		NEUTRAL		0- 0		0- 0		0- 0				
RPI S	Opponent	Score	RPI S	Opponent	Score	RPI S	Opponent	Score	RPI S	Opponent	Score			
			42 A Towson	1	3	62 A James Madison	0	3	120 A Duke	1	3			
						62 H James Madison	0	3	125 A Hofstra	2	3			
									191 H Western Caro.	1	3			
									195 A Northeastern	2	3			
									198 N Appalachian St.	3	2			
									208 A Davidson	0	3			
									212 N Wofford	3	2			
									213 A Delaware	2	3			
									213 H Delaware	3	0			
									216 H Duquesne	3	0			
									227 A Elon	3	1			
									227 H Elon	3	1			
									228 N Presbyterian	3	1			
									238 A Campbell	3	2			
									248 H Drake	3	2			
									251 H North Florida	3	1			
									252 A Col. of Charleston	0	3			
									255 H Charleston So.	3	0			
									280 H N.C. A&T	3	0			
									281 A William & Mary	3	1			
									281 H William & Mary	2	3			
									316 N N.C. Central	3	0			
			LAST 10 GAMES											
			281 A William & Mary	3	1	42 A Towson	1	3						
			227 A Elon	3	1	125 A Hofstra	2	3						
			62 H James Madison	0	3	195 A Northeastern	2	3						
			213 H Delaware	3	0	227 H Elon	3	1						
			252 A Col. of Charleston	0	3	281 H William & Mary	2	3						

Non-Div. I Games:

UNCW

Average RPI Win: 226		WON-LOST	WINNING	LAST 10	STRENGTH OF		OPP. STRENGTH	TEAM	ADJ	CONF.	ADJ CONF.				
Average RPI Loss: 120		RECORD	PCT. RANK	GAMES	SCHEDULE		OF SCHEDULE	RPI	RPI	RPI	RPI				
DIV. I ONLY		11- 13	.45833	195	6-4		119	199	174	.49878	172	22	22		
DIV. I NON-CONF.		5- 7	.41667	221	0		59	132	126	.52811	124	21	21		
<hr/>															
TOTALS		RPI 1-25		RPI 26-50		W-L RECORDS		RPI 51-100		RPI 101-150		RPI 150+			
11- 13		0- 0		1- 3		OVERALL		1- 3		0- 2		9- 5			
5- 4		0- 0		1- 2		HOME		0- 1		0- 0		4- 1			
4- 5		0- 0		0- 0		AWAY		0- 1		0- 1		4- 3			
2- 4		0- 0		0- 1		NEUTRAL		1- 1		0- 1		1- 1			
5- 7		0- 0		1- 2		NON-CONFERENCE		1- 2		0- 2		3- 1			
2- 1		0- 0		1- 1		HOME		0- 0		0- 0		1- 0			
1- 2		0- 0		0- 0		AWAY		0- 1		0- 1		1- 0			
2- 4		0- 0		0- 1		NEUTRAL		1- 1		0- 1		1- 1			
6- 6		0- 0		0- 1		CONFERENCE		0- 1		0- 0		6- 4			
3- 3		0- 0		0- 1		HOME		0- 1		0- 0		3- 1			
3- 3		0- 0		0- 0		AWAY		0- 0		0- 0		3- 3			
0- 0		0- 0		0- 0		NEUTRAL		0- 0		0- 0		0- 0			
RPI	S	Opponent	Score	RPI	S	Opponent	Score	RPI	S	Opponent	Score	RPI	S	Opponent	Score
				27	N	Western Ky.	0 3	57	A	Tennessee	0 3	103	N	Loyola Chicago	1 3
				30	H	California	1 3	83	N	UIC	3 2	107	A	Central Mich.	2 3
				38	H	South Dakota	2 3	93	H	Denver	1 3	157	A	Omaha	1 3
				46	H	Green Bay	3 0	99	N	ETSU	1 3	157	H	Omaha	0 3
												182	A	Purdue Fort Wayne	1 3
												182	H	Purdue Fort Wayne	3 0
												184	H	Buffalo	3 2
												226	N	Ga. Southern	0 3
												256	A	Toledo	3 0
												263	A	North Dakota	3 1
												275	A	Oral Roberts	3 2
												290	A	South Dakota St.	1 3
												290	H	South Dakota St.	3 1
												301	A	Western Ill.	3 1
												301	H	Western Ill.	3 0
												306	N	Eastern Ill.	3 2
<hr/>															
LAST 10 GAMES															
				301	A	Western Ill.	3 1	263	A	North Dakota	3 1				
				182	A	Purdue Fort Wayne	1 3	93	H	Denver	1 3				
				157	H	Omaha	0 3	38	H	South Dakota	2 3				
				290	H	South Dakota St.	3 1	301	H	Western Ill.	3 0				
				275	A	Oral Roberts	3 2	182	H	Purdue Fort Wayne	3 0				

Non-Div. I Games:

North Dakota St.

Average RPI Win: 262		WON-LOST RECORD		WINNING PCT. RANK		LAST 10 GAMES		STRENGTH OF SCHEDULE		OPP. STRENGTH OF SCHEDULE		TEAM RPI		ADJ RPI		CONF. RPI		ADJ CONF. RPI		
DIV. I ONLY		12- 12		.5 155		2-8		145		250		171		.4987 173		10		10		
DIV. I NON-CONF.		10- 4		.71429 70		1-0		212		307		129		.52126 133		11		11		
TOTALS		RPI 1-25		RPI 26-50		W-L RECORDS		RPI 51-100		RPI 101-150		RPI 150+								
12- 12		0- 1		0- 1		OVERALL		0- 4		1- 4		11- 2								
5- 3		0- 1		0- 0		HOME		0- 1		0- 1		5- 0								
3- 7		0- 0		0- 0		AWAY		0- 2		1- 3		2- 2								
4- 2		0- 0		0- 1		NEUTRAL		0- 1		0- 0		4- 0								
10- 4		0- 0		0- 1		NON-CONFERENCE		0- 1		1- 2		9- 0								
3- 0		0- 0		0- 0		HOME		0- 0		0- 0		3- 0								
3- 2		0- 0		0- 0		AWAY		0- 0		1- 2		2- 0								
4- 2		0- 0		0- 1		NEUTRAL		0- 1		0- 0		4- 0								
2- 8		0- 1		0- 0		CONFERENCE		0- 3		0- 2		2- 2								
2- 3		0- 1		0- 0		HOME		0- 1		0- 1		2- 0								
0- 5		0- 0		0- 0		AWAY		0- 2		0- 1		0- 2								
0- 0		0- 0		0- 0		NEUTRAL		0- 0		0- 0		0- 0								
RPI	S	Opponent		Score	RPI	S	Opponent		Score	RPI	S	Opponent		Score						
17	H	Rice		0 3	38	N	South Dakota		0 3	69	N	Tulsa		1 3	117	A	UMKC		1 3	
										82	A	UTSA		1 3	122	A	North Texas		0 3	
										89	H	Fla. Atlantic		0 3	122	H	North Texas		0 3	
										90	A	Marshall		0 3	132	A	South Alabama		0 3	
															144	A	Sam Houston St.		3 2	
															164	A	UTEP		0 3	
															165	H	UAB		3 1	
															185	A	Middle Tenn.		1 3	
															187	H	FIU		3 1	
															268	H	Nicholls St.		3 2	
															268	N	Nicholls St.		3 1	
															275	N	Oral Roberts		3 2	
															286	A	La.-Monroe		3 0	
															286	H	La.-Monroe		3 0	
															303	A	Jackson St.		3 0	
															310	N	Prairie View		3 1	
															313	N	Bethune-Cookman		3 1	
															335	H	Mississippi Val.		3 0	
					LAST 10 GAMES															
										185	A	Middle Tenn.		1 3	164	A	UTEP		0 3	
										90	A	Marshall		0 3	82	A	UTSA		1 3	
										122	A	North Texas		0 3	122	H	North Texas		0 3	
										187	H	FIU		3 1	89	H	Fla. Atlantic		0 3	
										17	H	Rice		0 3	286	A	La.-Monroe		3 0	

Non-Div. I Games:

Louisiana Tech

Average RPI Win: 224		WON-LOST RECORD		WINNING PCT. RANK		LAST 10 GAMES		STRENGTH OF SCHEDULE		OPP. STRENGTH OF SCHEDULE		TEAM RPI		ADJ RPI		CONF. RPI		ADJ CONF. RPI	
DIV. I ONLY		8- 15		.34783 260		2-8		77		72		175		.49869 174		4		4	
DIV. I NON-CONF.		6- 6		.5 163		0		187		169		185		.49216 185		4		4	
TOTALS		RPI 1-25		RPI 26-50		W-L RECORDS		RPI 51-100		RPI 101-150		RPI 150+							
8- 15		0- 4		0- 3		OVERALL		0- 5		2- 3		6- 0							
5- 4		0- 3		0- 1		HOME		0- 0		1- 0		4- 0							
1- 8		0- 1		0- 2		AWAY		0- 3		0- 2		1- 0							
2- 3		0- 0		0- 0		NEUTRAL		0- 2		1- 1		1- 0							
6- 6		0- 0		0- 1		NON-CONFERENCE		0- 2		2- 3		4- 0							
4- 0		0- 0		0- 0		HOME		0- 0		1- 0		3- 0							
0- 3		0- 0		0- 1		AWAY		0- 0		0- 2		0- 0							
2- 3		0- 0		0- 0		NEUTRAL		0- 2		1- 1		1- 0							
2- 9		0- 4		0- 2		CONFERENCE		0- 3		0- 0		2- 0							
1- 4		0- 3		0- 1		HOME		0- 0		0- 0		1- 0							
1- 5		0- 1		0- 1		AWAY		0- 3		0- 0		1- 0							
0- 0		0- 0		0- 0		NEUTRAL		0- 0		0- 0		0- 0							
RPI	S	Opponent		Score		RPI	S	Opponent		Score		RPI	S	Opponent		Score			
9	H	Texas A&M		0	3	29	A	Georgia		0	3	53	A	Ole Miss		1	3		
10	H	Florida		0	3	33	A	San Diego		0	3	64	N	Georgia Tech		0	3		
13	A	Kentucky		0	3	44	H	South Carolina		2	3	77	A	Alabama		2	3		
23	H	Missouri		0	3							80	N	Princeton		0	3		
												81	A	LSU		0	3		
														111 A Maryland		1	3		
														126 N West Virginia		0	3		
														129 H Northwestern St.		3	0		
														148 A San Diego St.		2	3		
														150 N NC State		3	2		
														181 A Mississippi St.		3	1		
														209 H Auburn		3	0		
														225 H Montana St.		3	2		
														274 H Little Rock		3	0		
														300 N George Mason		3	1		
														327 H Ark.-Pine Bluff		3	1		
						LAST 10 GAMES													
		13 A Kentucky		0	3			53 A Ole Miss		1	3								
		29 A Georgia		0	3			44 H South Carolina		2	3								
		209 H Auburn		3	0			10 H Florida		0	3								
		23 H Missouri		0	3			9 H Texas A&M		0	3								
		181 A Mississippi St.		3	1			77 A Alabama		2	3								

Non-Div. I Games:

Arkansas

Average RPI Win: 217		WON-LOST RECORD	WINNING PCT. RANK		LAST 10 GAMES	STRENGTH OF SCHEDULE	OPP. STRENGTH OF SCHEDULE	TEAM RPI	ADJ RPI		CONF. RPI	ADJ CONF. RPI
Average RPI Loss: 128												
DIV. I ONLY		12- 12	.5	155	6-4	172	187	176	.49833	175	23	23
DIV. I NON-CONF.		4- 8	.33333	255	0	108	152	202	.48066	202	20	20
<hr/>												
TOTALS		RPI 1-25		RPI 26-50		W-L RECORDS		RPI 51-100		RPI 101-150		RPI 150+
12- 12		0- 0		0- 1		OVERALL		0- 4		1- 1		11- 6
7- 2		0- 0		0- 0		HOME		0- 1		0- 0		7- 1
4- 7		0- 0		0- 1		AWAY		0- 2		1- 1		3- 3
1- 3		0- 0		0- 0		NEUTRAL		0- 1		0- 0		1- 2
4- 8		0- 0		0- 1		NON-CONFERENCE		0- 3		1- 0		3- 4
2- 2		0- 0		0- 0		HOME		0- 1		0- 0		2- 1
1- 3		0- 0		0- 1		AWAY		0- 1		1- 0		0- 1
1- 3		0- 0		0- 0		NEUTRAL		0- 1		0- 0		1- 2
8- 4		0- 0		0- 0		CONFERENCE		0- 1		0- 1		8- 2
5- 0		0- 0		0- 0		HOME		0- 0		0- 0		5- 0
3- 4		0- 0		0- 0		AWAY		0- 1		0- 1		3- 2
0- 0		0- 0		0- 0		NEUTRAL		0- 0		0- 0		0- 0
RPI S	Opponent	Score	RPI S	Opponent	Score	RPI S	Opponent	Score	RPI S	Opponent	Score	
			37 A	Washington St.	0 3	65 N	Texas Tech	0 3	104 A	Weber St.	2 3	
						83 H	UIC	2 3	121 A	UNLV	3 2	
						87 A	Grand Canyon	1 3	151 H	Northern Ariz.	3 1	
						100 A	Northern Colo.	1 3	155 N	Pacific	2 3	
									157 N	Omaha	3 2	
									161 A	Portland	0 3	
									169 A	Sacramento St.	2 3	
									169 H	Sacramento St.	3 2	
									170 H	Cal St. Fullerton	1 3	
									179 H	California Baptist	3 1	
									180 N	CSUN	2 3	
									217 H	Southern Utah	3 1	
									225 A	Montana St.	1 3	
									237 A	Portland St.	3 1	
									237 H	Portland St.	3 0	
									272 H	Idaho St.	3 0	
									282 A	Eastern Wash.	3 1	
									291 A	Montana	3 1	
									295 H	Utah St.	3 0	
LAST 10 GAMES												
			237 A	Portland St.	3 1	151 H	Northern Ariz.	3 1				
			169 A	Sacramento St.	2 3	100 A	Northern Colo.	1 3				
			272 H	Idaho St.	3 0	282 A	Eastern Wash.	3 1				
			104 A	Weber St.	2 3	291 A	Montana	3 1				
			217 H	Southern Utah	3 1	225 A	Montana St.	1 3				

Non-Div. I Games:

Idaho

Average RPI Win: 213		WON-LOST RECORD		WINNING PCT. RANK		LAST 10 GAMES		STRENGTH OF SCHEDULE		OPP. STRENGTH OF SCHEDULE		TEAM RPI		ADJ RPI		CONF. RPI		ADJ CONF. RPI	
DIV. I ONLY		10- 15		.4 227		1-9		111		82		177		.49746 176		5		5	
DIV. I NON-CONF.		8- 5		.61538 106		0		152		147		117		.53326 116		5		5	
TOTALS		RPI 1-25		RPI 26-50		W-L RECORDS		RPI 51-100		RPI 101-150		RPI 150+							
10- 15		0- 2		0- 3		OVERALL		1- 2		0- 8		9- 0							
7- 6		0- 1		0- 0		HOME		0- 2		0- 3		7- 0							
0- 8		0- 1		0- 2		AWAY		0- 0		0- 5		0- 0							
3- 1		0- 0		0- 1		NEUTRAL		1- 0		0- 0		2- 0							
8- 5		0- 0		0- 1		NON-CONFERENCE		1- 1		0- 3		7- 0							
5- 2		0- 0		0- 0		HOME		0- 1		0- 1		5- 0							
0- 2		0- 0		0- 0		AWAY		0- 0		0- 2		0- 0							
3- 1		0- 0		0- 1		NEUTRAL		1- 0		0- 0		2- 0							
2- 10		0- 2		0- 2		CONFERENCE		0- 1		0- 5		2- 0							
2- 4		0- 1		0- 0		HOME		0- 1		0- 2		2- 0							
0- 6		0- 1		0- 2		AWAY		0- 0		0- 3		0- 0							
0- 0		0- 0		0- 0		NEUTRAL		0- 0		0- 0		0- 0							
RPI	S	Opponent		Score		RPI	S	Opponent		Score		RPI	S	Opponent		Score			
4	H	Pittsburgh		0 3		32	A	Florida St.		1 3		61	H	Coastal Caro.		0 3			
24	A	Louisville		0 3		34	A	Notre Dame		0 3		63	H	North Carolina		0 3			
						42	N	Towson		1 3		80	N	Princeton		3 1			

Non-Div. I Games:

Virginia

Average RPI Win:		212	WON-LOST RECORD		WINNING PCT. RANK	LAST 10 GAMES	STRENGTH OF SCHEDULE		OPP. STRENGTH OF SCHEDULE	TEAM RPI	ADJ RPI	CONF. RPI	ADJ CONF. RPI
Average RPI Loss:		106	10- 15		.4 227	5-5	108		116	181	.49724 177	15	15
DIV. I ONLY			4- 9		.30769 265	0	154		120	236	.45753 236	16	16
DIV. I NON-CONF.													
TOTALS		RPI 1-25	RPI 26-50		W-L RECORDS		RPI 51-100		RPI 101-150		RPI 150+		
10- 15		0- 2	1- 2		OVERALL		0- 4		1- 3		8- 4		
7- 6		0- 0	1- 0		HOME		0- 2		0- 1		6- 3		
3- 5		0- 2	0- 1		AWAY		0- 1		1- 1		2- 0		
0- 4		0- 0	0- 1		NEUTRAL		0- 1		0- 1		0- 1		
4- 9		0- 2	0- 1		NON-CONFERENCE		0- 2		0- 1		4- 3		
4- 3		0- 0	0- 0		HOME		0- 1		0- 0		4- 2		
0- 2		0- 2	0- 0		AWAY		0- 0		0- 0		0- 0		
0- 4		0- 0	0- 1		NEUTRAL		0- 1		0- 1		0- 1		
6- 6		0- 0	1- 1		CONFERENCE		0- 2		1- 2		4- 1		
3- 3		0- 0	1- 0		HOME		0- 1		0- 1		2- 1		
3- 3		0- 0	0- 1		AWAY		0- 1		1- 1		2- 0		
0- 0		0- 0	0- 0		NEUTRAL		0- 0		0- 0		0- 0		
RPI S	Opponent	Score	RPI S	Opponent	Score	RPI S	Opponent	Score	RPI S	Opponent	Score		
10 A	Florida	0 3	43 A	Texas St.	1 3	61 H	Coastal Caro.	0 3	128 N	Liberty	2 3		
25 A	Oklahoma	0 3	43 H	Texas St.	3 2	64 N	Georgia Tech	0 3	132 A	South Alabama	1 3		
			49 N	Arizona St.	0 3	71 A	Troy	1 3	140 A	UT Arlington	3 1		
						74 H	Tulane	0 3	140 H	UT Arlington	2 3		
									151 N	Northern Ariz.	0 3		
									163 H	Arkansas St.	3 0		
									164 H	UTEP	0 3		
									190 A	Georgia St.	3 0		
									198 H	Appalachian St.	2 3		
									221 H	Eastern Mich.	3 0		
									226 A	Ga. Southern	3 1		
									260 H	McNeese	3 2		
									274 H	Little Rock	3 0		
									277 H	Incarnate Word	0 3		
									288 H	Southern Miss.	3 0		
									315 H	Florida A&M	3 1		
			LAST 10 GAMES										
			43 H	Texas St.	3 2	226 A	Ga. Southern	3 1					
			140 H	UT Arlington	2 3	71 A	Troy	1 3					
			163 H	Arkansas St.	3 0	132 A	South Alabama	1 3					
			274 H	Little Rock	3 0	61 H	Coastal Caro.	0 3					
			190 A	Georgia St.	3 0	198 H	Appalachian St.	2 3					

Non-Div. I Games:

Louisiana

Average RPI Win: 249		WON-LOST	WINNING	LAST 10	STRENGTH OF		OPP. STRENGTH	TEAM	ADJ	CONF.	ADJ CONF.				
Average RPI Loss: 77		RECORD	PCT. RANK	GAMES	SCHEDULE		OF SCHEDULE	RPI	RPI	RPI	RPI				
DIV. I ONLY		15- 9	.625	95	4-6		284	142	172	.4971	178	7	7		
DIV. I NON-CONF.		11- 1	.91667	7	0		334	262	172	.49593	178	8	8		
TOTALS		RPI 1-25		RPI 26-50		W-L RECORDS		RPI 51-100		RPI 101-150		RPI 150+			
15- 9		0- 0		0- 2		OVERALL		0- 5		2- 1		13- 1			
8- 4		0- 0		0- 0		HOME		0- 2		1- 1		7- 1			
3- 5		0- 0		0- 2		AWAY		0- 3		1- 0		2- 0			
4- 0		0- 0		0- 0		NEUTRAL		0- 0		0- 0		4- 0			
11- 1		0- 0		0- 0		NON-CONFERENCE		0- 0		0- 0		11- 1			
5- 1		0- 0		0- 0		HOME		0- 0		0- 0		5- 1			
2- 0		0- 0		0- 0		AWAY		0- 0		0- 0		2- 0			
4- 0		0- 0		0- 0		NEUTRAL		0- 0		0- 0		4- 0			
4- 8		0- 0		0- 2		CONFERENCE		0- 5		2- 1		2- 0			
3- 3		0- 0		0- 0		HOME		0- 2		1- 1		2- 0			
1- 5		0- 0		0- 2		AWAY		0- 3		1- 0		0- 0			
0- 0		0- 0		0- 0		NEUTRAL		0- 0		0- 0		0- 0			
RPI	S	Opponent	Score	RPI	S	Opponent	Score	RPI	S	Opponent	Score	RPI	S	Opponent	Score
				28	A	UCF	0 3	54	A	SMU	1 3	108	H	Temple	3 0
				31	A	Cincinnati	0 3	54	H	SMU	2 3	127	H	Wichita St.	2 3
								69	H	Tulsa	0 3	138	A	East Carolina	3 2
								74	A	Tulane	2 3	158	H	Southeast Mo. St.	1 3
								94	A	Houston	2 3	210	A	Southern Ill.	3 2
												214	N	IUPUI	3 0
												224	H	South Fla.	3 1
												232	H	UConn	3 2
												248	N	Drake	3 1
												254	H	UT Martin	3 1
												256	H	Toledo	3 1
												290	N	South Dakota St.	3 1
												305	H	North Ala.	3 0
												306	A	Eastern Ill.	3 0
												309	H	Gardner-Webb	3 0
												320	N	Alabama St.	3 1
												327	H	Ark.-Pine Bluff	3 0
				LAST 10 GAMES											
				224	H	South Fla.	3 1	232	H	UConn	3 2				
				54	H	SMU	2 3	28	A	UCF	0 3				
				138	A	East Carolina	3 2	54	A	SMU	1 3				
				31	A	Cincinnati	0 3	69	H	Tulsa	0 3				
				108	H	Temple	3 0	127	H	Wichita St.	2 3				

Non-Div. I Games:

Memphis

Average RPI Win: 231		WON-LOST RECORD		WINNING PCT. RANK		LAST 10 GAMES		STRENGTH OF SCHEDULE		OPP. STRENGTH OF SCHEDULE		TEAM RPI		ADJ RPI		CONF. RPI		ADJ CONF. RPI			
DIV. I ONLY		10- 13		.43478 207		5-5		112		173		178		.49704 179		17		16			
DIV. I NON-CONF.		5- 7		.41667 221		0		95		187		163		.50304 162		17		17			
TOTALS		RPI 1-25		RPI 26-50		W-L RECORDS		RPI 51-100		RPI 101-150		RPI 150+									
10- 13		0- 1		0- 0		OVERALL		0- 5		1- 5		9- 2									
2- 3		0- 0		0- 0		HOME		0- 2		0- 1		2- 0									
4- 6		0- 0		0- 0		AWAY		0- 2		0- 3		4- 1									
4- 4		0- 1		0- 0		NEUTRAL		0- 1		1- 1		3- 1									
5- 7		0- 1		0- 0		NON-CONFERENCE		0- 2		1- 2		4- 2									
0- 0		0- 0		0- 0		HOME		0- 0		0- 0		0- 0									
1- 3		0- 0		0- 0		AWAY		0- 1		0- 1		1- 1									
4- 4		0- 1		0- 0		NEUTRAL		0- 1		1- 1		3- 1									
5- 6		0- 0		0- 0		CONFERENCE		0- 3		0- 3		5- 0									
2- 3		0- 0		0- 0		HOME		0- 2		0- 1		2- 0									
3- 3		0- 0		0- 0		AWAY		0- 1		0- 2		3- 0									
0- 0		0- 0		0- 0		NEUTRAL		0- 0		0- 0		0- 0									
RPI S	Opponent		Score		RPI S	Opponent		Score		RPI S	Opponent		Score		RPI S	Opponent		Score			
9	N	Texas A&M		0	3					56	A	Pepperdine		0	3	117	A	UMKC		0	3
										68	A	New Mexico St.		2	3	119	N	A&M-Corpus Christi		0	3
										68	H	New Mexico St.		1	3	130	A	UTRGV		1	3
										83	N	UIC		0	3	130	H	UTRGV		2	3
										87	H	Grand Canyon		2	3	146	N	Fairfield		3	2
																147	A	Nevada		2	3
																159	A	Utah Valley		3	2
																175	A	Idaho		1	3
																197	A	Southeastern La.		3	1
																217	N	Southern Utah		3	0
																243	A	Seattle U		3	0
																244	N	Gonzaga		3	1
																262	H	CSU Bakersfield		3	2
																269	A	Chicago St.		3	1
																269	H	Chicago St.		3	0
																282	N	Eastern Wash.		2	3
																303	N	Jackson St.		3	0
				LAST 10 GAMES																	
				269 H Chicago St.				3	0					243 A Seattle U				3	0		
				68 A New Mexico St.				2	3					159 A Utah Valley				3	2		
				130 A UTRGV				1	3					68 H New Mexico St.				1	3		
				262 H CSU Bakersfield				3	2					130 H UTRGV				2	3		
				87 H Grand Canyon				2	3					269 A Chicago St.				3	1		

Non-Div. I Games: St. Katherine 3 0

California Baptist

Average RPI Win: 213		WON-LOST RECORD	WINNING PCT. RANK	LAST 10 GAMES	STRENGTH OF SCHEDULE	OPP. STRENGTH OF SCHEDULE	TEAM RPI	ADJ RPI	CONF. RPI	ADJ CONF. RPI	
Average RPI Loss: 120											
DIV. I ONLY		10- 13	.43478 207	5-5	113	172	179	.49685 180	9	9	
DIV. I NON-CONF.		5- 7	.41667 221	0	78	257	164	.50286 163	9	9	
TOTALS		RPI 1-25	RPI 26-50		W-L RECORDS		RPI 51-100		RPI 101-150		RPI 150+
10- 13	0- 1	0- 2		OVERALL		1- 0		1- 5		8- 5	
4- 2	0- 1	0- 0		HOME		0- 0		1- 0		3- 1	
3- 6	0- 0	0- 2		AWAY		1- 0		0- 2		2- 2	
3- 5	0- 0	0- 0		NEUTRAL		0- 0		0- 3		3- 2	
5- 7	0- 0	0- 0		NON-CONFERENCE		1- 0		0- 4		4- 3	
0- 0	0- 0	0- 0		HOME		0- 0		0- 0		0- 0	
2- 2	0- 0	0- 0		AWAY		1- 0		0- 1		1- 1	
3- 5	0- 0	0- 0		NEUTRAL		0- 0		0- 3		3- 2	
5- 6	0- 1	0- 2		CONFERENCE		0- 0		1- 1		4- 2	
4- 2	0- 1	0- 0		HOME		0- 0		1- 0		3- 1	
1- 4	0- 0	0- 2		AWAY		0- 0		0- 1		1- 1	
0- 0	0- 0	0- 0		NEUTRAL		0- 0		0- 0		0- 0	
RPI S	Opponent	Score	RPI S	Opponent	Score	RPI S	Opponent	Score	RPI S	Opponent	Score
11 H	Hawaii	1 3	26 A	UC Santa Barbara	2 3	87 A	Grand Canyon	3 0	104 A	Weber St.	0 3
			41 A	Cal Poly	0 3				118 N	Santa Clara	1 3
									121 N	UNLV	2 3
									137 A	UC Davis	2 3
									137 H	UC Davis	3 0
									147 N	Nevada	1 3
									157 N	Omaha	2 3
									161 N	Portland	1 3
									167 A	Long Beach St.	2 3
									167 H	Long Beach St.	1 3
									170 H	Cal St. Fullerton	3 0
									175 N	Idaho	3 2
									201 A	Fresno St.	0 3
									231 H	UC Irvine	3 2
									237 A	Portland St.	3 2
									262 N	CSU Bakersfield	3 0
									267 A	UC Riverside	3 0
									267 H	UC Riverside	3 0
									296 N	Morgan St.	3 0
			LAST 10 GAMES								
			267 H	UC Riverside	3 0	231 H	UC Irvine	3 2			
			137 H	UC Davis	3 0	137 A	UC Davis	2 3			
			41 A	Cal Poly	0 3	267 A	UC Riverside	3 0			
			167 A	Long Beach St.	2 3	167 H	Long Beach St.	1 3			
			170 H	Cal St. Fullerton	3 0	11 H	Hawaii	1 3			

Non-Div. I Games:

CSUN

Average RPI Win: 237		WON-LOST	WINNING	LAST 10	STRENGTH OF		OPP. STRENGTH	TEAM	ADJ	CONF.	ADJ CONF.	
Average RPI Loss: 76		RECORD	PCT. RANK	GAMES	SCHEDULE		OF SCHEDULE	RPI	RPI	RPI	RPI	
DIV. I ONLY		13- 11	.54167	133	250		101	182	.49554	181	4	4
DIV. I NON-CONF.		11- 1	.91667	7	304		280	105	.54055	105	4	4
TOTALS		RPI 1-25	RPI 26-50		W-L RECORDS		RPI 51-100		RPI 101-150		RPI 150+	
13- 11		0- 3	0- 1		OVERALL		0- 5		1- 0		12- 2	
7- 4		0- 1	0- 0		HOME		0- 2		0- 0		7- 1	
3- 6		0- 2	0- 1		AWAY		0- 3		0- 0		3- 0	
3- 1		0- 0	0- 0		NEUTRAL		0- 0		1- 0		2- 1	
11- 1		0- 0	0- 0		NON-CONFERENCE		0- 0		1- 0		10- 1	
6- 0		0- 0	0- 0		HOME		0- 0		0- 0		6- 0	
2- 0		0- 0	0- 0		AWAY		0- 0		0- 0		2- 0	
3- 1		0- 0	0- 0		NEUTRAL		0- 0		1- 0		2- 1	
2- 10		0- 3	0- 1		CONFERENCE		0- 5		0- 0		2- 1	
1- 4		0- 1	0- 0		HOME		0- 2		0- 0		1- 1	
1- 6		0- 2	0- 1		AWAY		0- 3		0- 0		1- 0	
0- 0		0- 0	0- 0		NEUTRAL		0- 0		0- 0		0- 0	
RPI S	Opponent	Score	RPI S	Opponent	Score	RPI S	Opponent	Score	RPI S	Opponent	Score	
9 H	Texas A&M	1 <div>3</div>	44 A	South Carolina	0 <div>3</div>	53 H	Ole Miss	2 <div>3</div>	144 N	Sam Houston St.	3 0	
13 A	Kentucky	1 <div>3</div>				57 A	Tennessee	0 <div>3</div>	160 A	Jacksonville St.	3 1	
23 A	Missouri	0 <div>3</div>				77 A	Alabama	1 <div>3</div>	163 N	Arkansas St.	3 2	
						81 A	LSU	2 <div>3</div>	165 H	UAB	3 2	
						81 H	LSU	0 <div>3</div>	174 H	Arkansas	1 <div>3</div>	
									209 A	Auburn	3 0	
									209 H	Auburn	3 1	
									219 N	Stetson	2 <div>3</div>	
									250 N	New Orleans	3 1	
									251 H	North Florida	3 2	
									288 A	Southern Miss.	3 0	
									301 H	Western Ill.	3 2	
									302 H	Chattanooga	3 1	
									303 H	Jackson St.	3 0	
									335 H	Mississippi Val.	3 0	
LAST 10 GAMES												
81 A	LSU	2 <div>3</div>	9 H	Texas A&M	1 <div>3</div>							
209 A	Auburn	3 0	57 A	Tennessee	0 <div>3</div>							
23 A	Missouri	0 <div>3</div>	77 A	Alabama	1 <div>3</div>							
209 H	Auburn	3 1	44 A	South Carolina	0 <div>3</div>							
174 H	Arkansas	1 <div>3</div>	53 H	Ole Miss	2 <div>3</div>							

Non-Div. I Games:

Mississippi St.

Average RPI Win: 233		WON-LOST	WINNING	LAST 10	STRENGTH OF		OPP. STRENGTH	TEAM	ADJ	CONF.	ADJ CONF.
Average RPI Loss: 155		RECORD	PCT. RANK	GAMES	SCHEDULE		OF SCHEDULE	RPI	RPI	RPI	RPI
DIV. I ONLY		15- 11	.57692	115	7-3		249	209	183	.49512	182
DIV. I NON-CONF.		6- 8	.42857	212	0		259	181	246	.44812	246
TOTALS		RPI 1-25	RPI 26-50		W-L RECORDS		RPI 51-100		RPI 101-150		RPI 150+
15- 11	0-0	0-1		OVERALL		1-2		1-2		13-6	
7- 4	0-0	0-0		HOME		1-1		1-1		5-2	
5- 5	0-0	0-0		AWAY		0-1		0-0		5-4	
3- 2	0-0	0-1		NEUTRAL		0-0		0-1		3-0	
6- 8	0-0	0-0		NON-CONFERENCE		0-1		1-2		5-5	
2- 4	0-0	0-0		HOME		0-1		1-1		1-2	
1- 3	0-0	0-0		AWAY		0-0		0-0		1-3	
3- 1	0-0	0-0		NEUTRAL		0-0		0-1		3-0	
9- 3	0-0	0-1		CONFERENCE		1-1		0-0		8-1	
5- 0	0-0	0-0		HOME		1-0		0-0		4-0	
4- 2	0-0	0-0		AWAY		0-1		0-0		4-1	
0- 1	0-0	0-1		NEUTRAL		0-0		0-0		0-0	
RPI S	Opponent	Score	RPI S	Opponent	Score	RPI S	Opponent	Score	RPI S	Opponent	Score
			38 N	South Dakota	0 3	67 H	Northern Ky.	0 3	123 H	Western Mich.	2 3
						93 A	Denver	1 3	132 H	South Alabama	3 1
						93 H	Denver	3 1	147 N	Nevada	0 3
									157 A	Omaha	3 2
									172 A	North Dakota St.	0 3
									172 H	North Dakota St.	3 1
									185 H	Middle Tenn.	2 3
									188 A	Evansville	1 3
									207 N	Central Ark.	3 2
									214 H	IUPUI	1 3
									221 A	Eastern Mich.	1 3
									228 N	Presbyterian	3 0
									242 A	SIUE	3 2
									259 A	San Francisco	0 3
									263 A	North Dakota	3 0
									263 H	North Dakota	3 1
									267 N	UC Riverside	3 2
									275 H	Oral Roberts	3 0
									290 A	South Dakota St.	3 2
									301 A	Western Ill.	3 2
									301 H	Western Ill.	3 0
									306 H	Eastern Ill.	3 1
			LAST 10 GAMES								
			263 H	North Dakota	3 1	290 A	South Dakota St.	3 2			
			172 H	North Dakota St.	3 1	157 A	Omaha	3 2			
			93 A	Denver	1 3	275 H	Oral Roberts	3 0			
			301 A	Western Ill.	3 2	263 A	North Dakota	3 0			
			38 N	South Dakota	0 3	172 A	North Dakota St.	0 3			

Non-Div. I Games:

Purdue Fort Wayne

Average RPI Win: 243		WON-LOST	WINNING	LAST 10	STRENGTH OF		OPP. STRENGTH	TEAM	ADJ	CONF.	ADJ CONF.		
Average RPI Loss: 179		RECORD	PCT. RANK	GAMES	SCHEDULE		OF SCHEDULE	RPI	RPI	RPI	RPI		
DIV. I ONLY		15- 7	.68182	70	6-4		300	245	180	.49497	183	28	28
DIV. I NON-CONF.		10- 5	.66667	87	1-2		253	197	155	.50792	155	27	27
TOTALS		RPI 1-25	RPI 26-50		W-L RECORDS		RPI 51-100		RPI 101-150		RPI 150+		
15- 7	0- 0	0- 1		OVERALL		1- 0		0- 2		14- 4			
7- 2	0- 0	0- 0		HOME		0- 0		0- 0		7- 2			
3- 4	0- 0	0- 1		AWAY		1- 0		0- 1		2- 2			
5- 1	0- 0	0- 0		NEUTRAL		0- 0		0- 1		5- 0			
10- 5	0- 0	0- 1		NON-CONFERENCE		1- 0		0- 2		9- 2			
3- 1	0- 0	0- 0		HOME		0- 0		0- 0		3- 1			
2- 3	0- 0	0- 1		AWAY		1- 0		0- 1		1- 1			
5- 1	0- 0	0- 0		NEUTRAL		0- 0		0- 1		5- 0			
5- 2	0- 0	0- 0		CONFERENCE		0- 0		0- 0		5- 2			
4- 1	0- 0	0- 0		HOME		0- 0		0- 0		4- 1			
1- 1	0- 0	0- 0		AWAY		0- 0		0- 0		1- 1			
0- 0	0- 0	0- 0		NEUTRAL		0- 0		0- 0		0- 0			
RPI S	Opponent	Score	RPI S	Opponent	Score	RPI S	Opponent	Score	RPI S	Opponent	Score		
			42 A	Towson	0 3	70 A	Colgate	3 1	109 N	Rutgers	0 3		
									114 A	Army West Point	0 3		
									186 H	Brown	3 1		
									192 A	Albany (NY)	0 3		
									192 H	Albany (NY)	3 2		
									195 A	Northeastern	3 2		
									199 N	Loyola Maryland	3 2		
									215 H	Stony Brook	3 0		
									240 H	Bryant	3 0		
									243 H	Seattle U	1 3		
									246 H	Hartford	3 0		
									257 A	Dartmouth	1 3		
									258 N	Rhode Island	3 1		
									287 N	Quinnipiac	3 1		
									298 H	Holy Cross	3 0		
									299 A	UMBC	3 2		
									299 H	UMBC	0 3		
									319 N	NJIT	3 0		
									321 N	Iona	3 1		
									325 H	Binghamton	3 0		
			LAST 10 GAMES										
			192 H	Albany (NY)	3 2	325 H	Binghamton	3 0					
			299 H	UMBC	0 3	299 A	UMBC	3 2					
			257 A	Dartmouth	1 3	192 A	Albany (NY)	0 3					
			215 H	Stony Brook	3 0	42 A	Towson	0 3					
			246 H	Hartford	3 0	319 N	NJIT	3 0					

Non-Div. I Games:

New Hampshire

B
u
f
f
a
l
o

Buffalo					Through Games Of Through Nov. 3							
Average RPI Win: 213 Average RPI Loss: 110		WON-LOST RECORD	WINNING PCT. RANK	LAST 10 GAMES	STRENGTH OF SCHEDULE	OPP. STRENGTH OF SCHEDULE	TEAM RPI	ADJ RPI	CONF. RPI	ADJ CONF. RPI		
DIV. I ONLY		9- 15	.375	242	4-6	79	174	184	.49449	184	13	13
DIV. I NON-CONF.		4- 8	.33333	255	0	87	185	191	.48773	190	14	14

TOTALS		RPI 1-25		RPI 26-50		W-L RECORDS		RPI 51-100		RPI 101-150		RPI 150+
9- 15	0- 0			0- 2	OVERALL		0- 7		3- 3		6- 3	
6- 6	0- 0			0- 0	HOME		0- 3		1- 2		5- 1	
2- 6	0- 0			0- 0	AWAY		0- 3		2- 1		0- 2	
1- 3	0- 0			0- 2	NEUTRAL		0- 1		0- 0		1- 0	
4- 8	0- 0			0- 2	NON-CONFERENCE		0- 5		0- 0		4- 1	
3- 3	0- 0			0- 0	HOME		0- 3		0- 0		3- 0	
0- 2	0- 0			0- 0	AWAY		0- 1		0- 0		0- 1	
1- 3	0- 0			0- 2	NEUTRAL		0- 1		0- 0		1- 0	
5- 7	0- 0			0- 0	CONFERENCE		0- 2		3- 3		2- 2	
3- 3	0- 0			0- 0	HOME		0- 0		1- 2		2- 1	
2- 4	0- 0			0- 0	AWAY		0- 2		2- 1		0- 1	
0- 0	0- 0			0- 0	NEUTRAL		0- 0		0- 0		0- 0	

RPI S	Opponent	Score	RPI S	Opponent	Score	RPI S	Opponent	Score	RPI S	Opponent	Score	
			30 N	California	0 3	70 H	Colgate	2 3	107 A	Central Mich.	3 2	
			46 N	Green Bay	0 3	71 A	Wyoming	0 3	116 A	Akron	3 2	
						75 A	Bowling Green	0 3	116 H	Akron	2 3	
						77 H	Alabama	0 3	123 H	Western Mich.	3 2	
						95 H	Cornell	2 3	135 A	Ball St.	2 3	
						96 A	Miami (OH)	0 3	143 H	Ohio	2 3	
						100 N	Northern Colo.	0 3	172 A	North Dakota St.	2 3	
									203 H	Kent St.	0 3	
									221 A	Eastern Mich.	0 3	
									230 H	Marist	3 0	
									235 H	Northern Ill.	3 0	
									252 N	Col. of Charleston	3 2	
									256 H	Toledo	3 2	
									276 H	Canisius	3 2	
									323 H	Saint Francis (PA)	3 0	
LAST 10 GAMES												
			135 A	Ball St.	2 3	123 H	Western Mich.	3 2				
			116 A	Akron	3 2	143 H	Ohio	2 3				
			107 A	Central Mich.	3 2	203 H	Kent St.	0 3				
			221 A	Eastern Mich.	0 3	75 A	Bowling Green	0 3				
			235 H	Northern Ill.	3 0	96 A	Miami (OH)	0 3				

Non-Div. I Games:

Buffalo

Average RPI Win: 227		WON-LOST RECORD		WINNING PCT. RANK		LAST 10 GAMES		STRENGTH OF SCHEDULE		OPP. STRENGTH OF SCHEDULE		TEAM RPI		ADJ RPI		CONF. RPI		ADJ CONF. RPI					
DIV. I ONLY		12- 13		.48 177		6-4		160		226		185		.49376 185		10		10					
DIV. I NON-CONF.		7- 8		.46667 187		1-0		269		265		249		.44633 249		11		11					
TOTALS		RPI 1-25		RPI 26-50		W-L RECORDS		RPI 51-100		RPI 101-150		RPI 150+											
12- 13		0- 1		0- 2		OVERALL		1- 1		1- 2		10- 7											
5- 2		0- 0		0- 1		HOME		1- 0		0- 0		4- 1											
5- 7		0- 1		0- 1		AWAY		0- 0		1- 1		4- 4											
2- 4		0- 0		0- 0		NEUTRAL		0- 1		0- 1		2- 2											
7- 8		0- 0		0- 0		NON-CONFERENCE		0- 1		0- 2		7- 5											
2- 0		0- 0		0- 0		HOME		0- 0		0- 0		2- 0											
3- 4		0- 0		0- 0		AWAY		0- 0		0- 1		3- 3											
2- 4		0- 0		0- 0		NEUTRAL		0- 1		0- 1		2- 2											
5- 5		0- 1		0- 2		CONFERENCE		1- 0		1- 0		3- 2											
3- 2		0- 0		0- 1		HOME		1- 0		0- 0		2- 1											
2- 3		0- 1		0- 1		AWAY		0- 0		1- 0		1- 1											
0- 0		0- 0		0- 0		NEUTRAL		0- 0		0- 0		0- 0											
RPI	S	Opponent		Score		RPI	S	Opponent		Score		RPI	S	Opponent		Score							
17	A	Rice		0 3		27	A	Western Ky.		1 3		90	H	Marshall		3 2		113	A	Saint Louis	1 3		
						27	H	Western Ky.		0 3		92	N	Boise St.		1 3		115	N	Saint Mary's (CA)	1 3		
																		122	A	North Texas	3 2		
																		165	A	UAB	1 3		
																		165	H	UAB	3 2		
																		173	H	Louisiana Tech	3 1		
																		182	A	Purdue Fort Wayne	3 2		
																		188	A	Evansville	1 3		
																		194	H	Charlotte	1 3		
																		210	N	Southern Ill.	1 3		
																		210	N	Southern Ill.	3 1		
																		217	A	Southern Utah	0 3		
																		237	N	Portland St.	1 3		
																		249	A	Tennessee Tech	1 3		
																		254	A	UT Martin	3 1		
																		288	A	Southern Miss.	3 1		
																		301	N	Western Ill.	3 1		
																		306	H	Eastern Ill.	3 1		
																		307	A	Alabama A&M	3 0		
																		327	H	Ark.-Pine Bluff	3 0		
						LAST 10 GAMES																	
						173	H	Louisiana Tech		3 1		27	H	Western Ky.		0 3							
						165	H	UAB		3 2		17	A	Rice		0 3							
						288	A	Southern Miss.		3 1		90	H	Marshall		3 2							
						122	A	North Texas		3 2		165	A	UAB		1 3							
						254	A	UT Martin		3 1		27	A	Western Ky.		1 3							

Non-Div. I Games:

Middle Tenn.

Average RPI Win: 253		WON-LOST RECORD	WINNING PCT. RANK		LAST 10 GAMES		STRENGTH OF SCHEDULE		OPP. STRENGTH OF SCHEDULE		TEAM RPI	ADJ RPI	CONF. RPI	ADJ CONF. RPI
Average RPI Loss: 134			12- 8	.6 105	4-6	270	236	187	.49307 186	12	12			
DIV. I ONLY		12- 8	.6 105	4-6	270	236	187	.49307 186	12	12				
DIV. I NON-CONF.		8- 2	.8 38	0	299	302	148	.51292 149	18	18				
TOTALS		RPI 1-25		RPI 26-50		W-L RECORDS		RPI 51-100		RPI 101-150		RPI 150+		
12- 8	0- 0	0- 0		OVERALL		0- 4		1- 1		11- 3				
3- 4	0- 0	0- 0		HOME		0- 2		1- 1		2- 1				
5- 4	0- 0	0- 0		AWAY		0- 2		0- 0		5- 2				
4- 0	0- 0	0- 0		NEUTRAL		0- 0		0- 0		4- 0				
8- 2	0- 0	0- 0		NON-CONFERENCE		0- 0		0- 1		8- 1				
1- 1	0- 0	0- 0		HOME		0- 0		0- 1		1- 0				
3- 1	0- 0	0- 0		AWAY		0- 0		0- 0		3- 1				
4- 0	0- 0	0- 0		NEUTRAL		0- 0		0- 0		4- 0				
4- 6	0- 0	0- 0		CONFERENCE		0- 4		1- 0		3- 2				
2- 3	0- 0	0- 0		HOME		0- 2		1- 0		1- 1				
2- 3	0- 0	0- 0		AWAY		0- 2		0- 0		2- 1				
0- 0	0- 0	0- 0		NEUTRAL		0- 0		0- 0		0- 0				
RPI S	Opponent	Score	RPI S	Opponent	Score	RPI S	Opponent	Score	RPI S	Opponent	Score			
						80 A Princeton	1	3	129 H Northwestern St.	0	3			
						85 A Yale	0	3	145 H Columbia	3	1			
						85 H Yale	0	3	183 A New Hampshire	1	3			
						95 H Cornell	0	3	190 A Georgia St.	3	2			
									204 A Penn	0	3			
									211 A Harvard	3	2			
									211 H Harvard	0	3			
									240 A Bryant	3	0			
									243 N Seattle U	3	2			
									257 A Dartmouth	3	1			
									257 H Dartmouth	3	1			
									263 H North Dakota	3	1			
									293 A Providence	3	2			
									298 N Holy Cross	3	2			
									304 N Coppin St.	3	0			
									331 N Fairleigh Dickinson	3	0			
LAST 10 GAMES														
						257 A Dartmouth	3	1	80 A Princeton	1	3			
						211 A Harvard	3	2	204 A Penn	0	3			
						85 H Yale	0	3	211 H Harvard	0	3			
						145 H Columbia	3	1	257 H Dartmouth	3	1			
						95 H Cornell	0	3	85 A Yale	0	3			

Non-Div. I Games:

Brown

F
I
U

FIU				Through Games Of Through Nov. 3															
Average RPI Win: 229		WON-LOST RECORD		WINNING PCT. RANK		LAST 10 GAMES		STRENGTH OF SCHEDULE		OPP. STRENGTH OF SCHEDULE		TEAM RPI		ADJ RPI		CONF. RPI		ADJ CONF. RPI	
DIV. I ONLY		9- 14		.3913 233		2-8		89		207		188		.49234 187		10		10	
DIV. I NON-CONF.		7- 5		.58333 116		0-1		207		285		177		.49602 176		11		11	
TOTALS		RPI 1-25		RPI 26-50		W-L RECORDS		RPI 51-100		RPI 101-150		RPI 150+							
9- 14		0- 1		0- 1		OVERALL		1- 5		1- 2		7- 5							
4- 5		0- 0		0- 1		HOME		1- 2		1- 1		2- 1							
2- 7		0- 1		0- 0		AWAY		0- 3		0- 0		2- 3							
3- 2		0- 0		0- 0		NEUTRAL		0- 0		0- 1		3- 1							
7- 5		0- 0		0- 0		NON-CONFERENCE		0- 2		1- 1		6- 2							
2- 1		0- 0		0- 0		HOME		0- 1		1- 0		1- 0							
2- 2		0- 0		0- 0		AWAY		0- 1		0- 0		2- 1							
3- 2		0- 0		0- 0		NEUTRAL		0- 0		0- 1		3- 1							
2- 9		0- 1		0- 1		CONFERENCE		1- 3		0- 1		1- 3							
2- 4		0- 0		0- 1		HOME		1- 1		0- 1		1- 1							
0- 5		0- 1		0- 0		AWAY		0- 2		0- 0		0- 2							
0- 0		0- 0		0- 0		NEUTRAL		0- 0		0- 0		0- 0							
RPI S	Opponent	Score		RPI S	Opponent	Score		RPI S	Opponent	Score		RPI S	Opponent	Score					
17 A	Rice	1 3		27 H	Western Ky.	0 3		55 H	FGCU	0 3		118 N	Santa Clara	0 3					
								82 H	UTSA	1 3		122 H	North Texas	2 3					
								89 A	Fla. Atlantic	1 3		125 H	Hofstra	3 0					
								89 H	Fla. Atlantic	3 2		164 H	UTEP	1 3					
								90 A	Marshall	1 3		165 A	UAB	0 3					
								91 A	Indiana	1 3		173 A	Louisiana Tech	1 3					
												194 H	Charlotte	3 2					
												219 H	Stetson	3 1					
												223 A	Georgetown	0 3					
												251 A	North Florida	3 2					
												254 N	UT Martin	1 3					
												279 N	LIU Brooklyn	3 0					
												283 A	Jacksonville	3 1					
												296 N	Morgan St.	3 1					
												325 N	Binghamton	3 0					
				LAST 10 GAMES															
				82 H UTSA 1 3				164 H UTEP 1 3											
				122 H North Texas 2 3				55 H FGCU 0 3											
				17 A Rice 1 3				27 H Western Ky. 0 3											
				173 A Louisiana Tech 1 3				194 H Charlotte 3 2											
				165 A UAB 0 3				89 H Fla. Atlantic 3 2											

F
I
U

Non-Div. I Games:

FIU

Average RPI Win: 233		WON-LOST RECORD		WINNING PCT. RANK		LAST 10 GAMES		STRENGTH OF SCHEDULE		OPP. STRENGTH OF SCHEDULE		TEAM RPI		ADJ RPI		CONF. RPI		ADJ CONF. RPI	
DIV. I ONLY		14- 9		.6087 102		4-6		277		210		186		.49216 188		19		19	
DIV. I NON-CONF.		9- 2		.81818 33		0		290		281		130		.52224 132		13		13	
TOTALS		RPI 1-25		RPI 26-50		W-L RECORDS		RPI 51-100		RPI 101-150		RPI 150+							
14- 9		0- 0		0- 2		OVERALL		0- 0		1- 2		13- 5							
6- 3		0- 0		0- 1		HOME		0- 0		1- 1		5- 1							
5- 5		0- 0		0- 1		AWAY		0- 0		0- 1		5- 3							
3- 1		0- 0		0- 0		NEUTRAL		0- 0		0- 0		3- 1							
9- 2		0- 0		0- 0		NON-CONFERENCE		0- 0		0- 0		9- 2							
4- 0		0- 0		0- 0		HOME		0- 0		0- 0		4- 0							
2- 1		0- 0		0- 0		AWAY		0- 0		0- 0		2- 1							
3- 1		0- 0		0- 0		NEUTRAL		0- 0		0- 0		3- 1							
5- 7		0- 0		0- 2		CONFERENCE		0- 0		1- 2		4- 3							
2- 3		0- 0		0- 1		HOME		0- 0		1- 1		1- 1							
3- 4		0- 0		0- 1		AWAY		0- 0		0- 1		3- 2							
0- 0		0- 0		0- 0		NEUTRAL		0- 0		0- 0		0- 0							
RPI S	Opponent	Score		RPI S	Opponent	Score		RPI S	Opponent	Score		RPI S	Opponent	Score					
				47 A	UNI	1 3						103 A	Loyola Chicago	0 3					
				47 H	UNI	2 3						103 H	Loyola Chicago	0 3					
												112 H	Illinois St.	3 2					
												158 A	Southeast Mo. St.	0 3					
												182 H	Purdue Fort Wayne	3 1					
												185 H	Middle Tenn.	3 1					
												200 A	Valparaiso	0 3					
												200 H	Valparaiso	3 2					
												210 A	Southern Ill.	3 0					
												229 A	Missouri St.	3 1					
												234 N	Mercer	3 1					
												248 A	Drake	3 1					
												248 H	Drake	2 3					
												249 H	Tennessee Tech	3 2					
												254 A	UT Martin	3 1					
												265 A	Indiana St.	1 3					
												270 A	Tennessee St.	3 0					
												274 N	Little Rock	3 0					
												301 N	Western Ill.	2 3					
												303 N	Jackson St.	3 0					
												306 H	Eastern Ill.	3 2					
				LAST 10 GAMES															
200 A Valparaiso				0	3	210 A Southern Ill.				3	0								
103 A Loyola Chicago				0	3	265 A Indiana St.				1	3								
47 H UNI				2	3	103 H Loyola Chicago				0	3								
248 H Drake				2	3	200 H Valparaiso				3	2								
229 A Missouri St.				3	1	112 H Illinois St.				3	2								

Non-Div. I Games:

Evansville

Average RPI Win: 148		WON-LOST RECORD		WINNING PCT. RANK		LAST 10 GAMES		STRENGTH OF SCHEDULE		OPP. STRENGTH OF SCHEDULE		TEAM RPI		ADJ RPI		CONF. RPI		ADJ CONF. RPI	
DIV. I ONLY		8- 14		.36364 250		3-7		117		49		189		.49193 189		3		3	
DIV. I NON-CONF.		5- 7		.41667 221		0		184		119		210		.47625 209		3		3	
TOTALS		RPI 1-25		RPI 26-50		W-L RECORDS		RPI 51-100		RPI 101-150		RPI 150+							
8- 14		0- 3		0- 1		OVERALL		0- 2		5- 6		3- 2							
5- 3		0- 1		0- 0		HOME		0- 1		3- 1		2- 0							
2- 6		0- 2		0- 1		AWAY		0- 0		2- 2		0- 1							
1- 5		0- 0		0- 0		NEUTRAL		0- 1		0- 3		1- 1							
5- 7		0- 0		0- 0		NON-CONFERENCE		0- 1		2- 4		3- 2							
3- 0		0- 0		0- 0		HOME		0- 0		1- 0		2- 0							
1- 2		0- 0		0- 0		AWAY		0- 0		1- 1		0- 1							
1- 5		0- 0		0- 0		NEUTRAL		0- 1		0- 3		1- 1							
3- 7		0- 3		0- 1		CONFERENCE		0- 1		3- 2		0- 0							
2- 3		0- 1		0- 0		HOME		0- 1		2- 1		0- 0							
1- 4		0- 2		0- 1		AWAY		0- 0		1- 1		0- 0							
0- 0		0- 0		0- 0		NEUTRAL		0- 0		0- 0		0- 0							
RPI	S	Opponent		Score		RPI	S	Opponent		Score		RPI	S	Opponent		Score			
1	A	Baylor		0 3		36	A	Iowa St.		0 3		51	N	Dayton		2 3			
2	H	Texas		0 3								65	H	Texas Tech		0 3			
25	A	Oklahoma		2 3															
										</									

Non-Div. I Games:

Kansas St.

Average RPI Win: 205		WON-LOST	WINNING	LAST 10	STRENGTH OF		OPP. STRENGTH	TEAM	ADJ	CONF.	ADJ CONF.
Average RPI Loss: 140		RECORD	PCT. RANK	GAMES	SCHEDULE		OF SCHEDULE	RPI	RPI	RPI	RPI
DIV. I ONLY		8- 15	.34783	260	4-6		60	248	190	.49145	190
DIV. I NON-CONF.		4- 7	.36364	241	0		94	260	198	.48251	198
TOTALS		RPI 1-25	RPI 26-50		W-L RECORDS		RPI 51-100		RPI 101-150		RPI 150+
8- 15	0- 0	0- 1		OVERALL		0- 5		3- 2		5- 7	
5- 5	0- 0	0- 0		HOME		0- 2		2- 0		3- 3	
2- 8	0- 0	0- 1		AWAY		0- 2		1- 2		1- 3	
1- 2	0- 0	0- 0		NEUTRAL		0- 1		0- 0		1- 1	
4- 7	0- 0	0- 0		NON-CONFERENCE		0- 2		1- 1		3- 4	
3- 3	0- 0	0- 0		HOME		0- 1		1- 0		2- 2	
0- 2	0- 0	0- 0		AWAY		0- 0		0- 1		0- 1	
1- 2	0- 0	0- 0		NEUTRAL		0- 1		0- 0		1- 1	
4- 8	0- 0	0- 1		CONFERENCE		0- 3		2- 1		2- 3	
2- 2	0- 0	0- 0		HOME		0- 1		1- 0		1- 1	
2- 6	0- 0	0- 1		AWAY		0- 2		1- 1		1- 2	
0- 0	0- 0	0- 0		NEUTRAL		0- 0		0- 0		0- 0	
RPI S	Opponent	Score	RPI S	Opponent	Score	RPI S	Opponent	Score	RPI S	Opponent	Score
			43 A	Texas St.	0 3	61 A	Coastal Caro.	1 3	129 H	Northwestern St.	3 1
						71 A	Troy	0 3	132 A	South Alabama	0 3
						71 H	Troy	1 3	132 H	South Alabama	3 2
						77 N	Alabama	0 3	133 A	Morehead St.	0 3
						99 H	ETSU	2 3	140 A	UT Arlington	3 2
									163 A	Arkansas St.	3 0
									165 A	UAB	1 3
									177 H	Louisiana	0 3
									186 H	Brown	2 3
									191 H	Western Caro.	1 3
									198 A	Appalachian St.	1 3
									228 N	Presbyterian	0 3
									247 H	Fordham	3 1
									253 H	Lamar University	3 2
									274 A	Little Rock	2 3
									286 H	La.-Monroe	3 0
									293 N	Providence	3 1
LAST 10 GAMES											
			163 A	Arkansas St.	3 0	286 H	La.-Monroe	3 0			
			274 A	Little Rock	2 3	140 A	UT Arlington	3 2			
			132 A	South Alabama	0 3	43 A	Texas St.	0 3			
			71 A	Troy	0 3	71 H	Troy	1 3			
			177 H	Louisiana	0 3	132 H	South Alabama	3 2			

Non-Div. I Games:

Georgia St.

Average RPI Win: 259		WON-LOST	WINNING	LAST 10	STRENGTH OF		OPP. STRENGTH	TEAM	ADJ	CONF.	ADJ CONF.
Average RPI Loss: 166		RECORD	PCT. RANK	GAMES	SCHEDULE		OF SCHEDULE	RPI	RPI	RPI	RPI
DIV. I ONLY		16-9	.64	86	292		242	191	.49083	191	25
DIV. I NON-CONF.		6-7	.46154	190	281		200	250	.4457	250	26
TOTALS		RPI 1-25	RPI 26-50		W-L RECORDS		RPI 51-100		RPI 101-150		RPI 150+
16-9	0-0	0-1		OVERALL		0-2		0-1		16-5	
7-1	0-0	0-0		HOME		0-1		0-0		7-0	
7-3	0-0	0-0		AWAY		0-1		0-0		7-2	
2-5	0-0	0-1		NEUTRAL		0-0		0-1		2-3	
6-7	0-0	0-1		NON-CONFERENCE		0-0		0-1		6-5	
1-0	0-0	0-0		HOME		0-0		0-0		1-0	
3-2	0-0	0-0		AWAY		0-0		0-0		3-2	
2-5	0-0	0-1		NEUTRAL		0-0		0-1		2-3	
10-2	0-0	0-0		CONFERENCE		0-2		0-0		10-0	
6-1	0-0	0-0		HOME		0-1		0-0		6-0	
4-1	0-0	0-0		AWAY		0-1		0-0		4-0	
0-0	0-0	0-0		NEUTRAL		0-0		0-0		0-0	
RPI S	Opponent	Score	RPI S	Opponent	Score	RPI S	Opponent	Score	RPI S	Opponent	Score
			36 N	Iowa St.	1 3	73 A	Samford	2 3	150 N	NC State	1 3
						99 H	ETSU	0 3	170 N	Cal St. Fullerton	0 3
									171 A	UNCW	3 1
									190 A	Georgia St.	3 1
									198 A	Appalachian St.	1 3
									212 H	Wofford	3 1
									234 A	Mercer	3 2
									234 H	Mercer	3 1
									247 N	Fordham	1 3
									248 N	Drake	3 2
									253 N	Lamar University	0 3
									261 A	Furman	3 2
									261 H	Furman	3 0
									269 A	Chicago St.	1 3
									273 H	UNC Asheville	3 0
									278 A	UNC Greensboro	3 0
									278 H	UNC Greensboro	3 0
									280 N	N.C. A&T	3 2
									294 H	The Citadel	3 0
									302 A	Chattanooga	3 0
									302 H	Chattanooga	3 0
									320 A	Alabama St.	3 0
			LAST 10 GAMES								
			234 H	Mercer	3 1	99 H	ETSU	0 3			
			302 H	Chattanooga	3 0	212 H	Wofford	3 1			
			261 H	Furman	3 0	294 H	The Citadel	3 0			
			278 H	UNC Greensboro	3 0	302 A	Chattanooga	3 0			
			73 A	Samford	2 3	234 A	Mercer	3 2			

Non-Div. I Games:

Western Caro.

Average RPI Win: 244		WON-LOST RECORD		WINNING PCT. RANK		LAST 10 GAMES		STRENGTH OF SCHEDULE		OPP. STRENGTH OF SCHEDULE		TEAM RPI		ADJ RPI		CONF. RPI		ADJ CONF. RPI	
Average RPI Loss: 134																			
DIV. I ONLY		11- 10		.52381 141		9-1		223		201		192		.49077 192		28		28	
DIV. I NON-CONF.		5- 9		.35714 251		3-0		161		124		218		.46851 217		27		27	
TOTALS		RPI 1-25		RPI 26-50		W-L RECORDS		RPI 51-100		RPI 101-150		RPI 150+							
11- 10		0- 0		0- 3		OVERALL		0- 1		1- 1		10- 5							
3- 0		0- 0		0- 0		HOME		0- 0		0- 0		3- 0							
4- 6		0- 0		0- 2		AWAY		0- 0		0- 0		4- 4							
4- 4		0- 0		0- 1		NEUTRAL		0- 1		1- 1		3- 1							
5- 9		0- 0		0- 3		NON-CONFERENCE		0- 1		1- 1		4- 4							
0- 0		0- 0		0- 0		HOME		0- 0		0- 0		0- 0							
1- 5		0- 0		0- 2		AWAY		0- 0		0- 0		1- 3							
4- 4		0- 0		0- 1		NEUTRAL		0- 1		1- 1		3- 1							
6- 1		0- 0		0- 0		CONFERENCE		0- 0		0- 0		6- 1							
3- 0		0- 0		0- 0		HOME		0- 0		0- 0		3- 0							
3- 1		0- 0		0- 0		AWAY		0- 0		0- 0		3- 1							
0- 0		0- 0		0- 0		NEUTRAL		0- 0		0- 0		0- 0							
RPI S	Opponent	Score		RPI S	Opponent	Score		RPI S	Opponent	Score		RPI S	Opponent	Score					
				28 A	UCF	0	3	61 N	Coastal Caro.	1	3	102 N	Boston College	3	2				
				42 A	Towson	0	3					136 N	Kansas	0	3				
				44 N	South Carolina	0	3					154 A	George Washington	0	3				
												157 A	Omaha	2	3				
												183 A	New Hampshire	2	3				
												183 H	New Hampshire	3	0				
												196 N	Youngstown St.	3	0				
												215 A	Stony Brook	3	2				
												240 N	Bryant	3	0				
												246 A	Hartford	3	0				
												258 A	Rhode Island	0	3				
												266 N	Abilene Christian	3	1				
												272 N	Idaho St.	1	3				
												299 A	UMBC	3	2				
												299 H	UMBC	3	0				
												314 A	Siena	3	0				
												325 H	Binghamton	3	0				
LAST 10 GAMES																			
				183 A	New Hampshire	2	3	215 A	Stony Brook	3	2								
				299 H	UMBC	3	0	183 H	New Hampshire	3	0								
				314 A	Siena	3	0	299 A	UMBC	3	2								
				325 H	Binghamton	3	0	102 N	Boston College	3	2								
				246 A	Hartford	3	0	240 N	Bryant	3	0								

Non-Div. I Games:

Albany (NY)

Average RPI Win:		268	WON-LOST RECORD		WINNING PCT. RANK		LAST 10 GAMES		STRENGTH OF SCHEDULE		OPP. STRENGTH OF SCHEDULE		TEAM RPI		ADJ RPI		CONF. RPI		ADJ CONF. RPI	
Average RPI Loss:		111																		
DIV. I ONLY			13- 13		.5 155		4-6		196		231		193		.48967 193		20		20	
DIV. I NON-CONF.			7- 7		.5 163		0		275		201		234		.45795 234		22		23	
TOTALS		RPI 1-25		RPI 26-50		W-L RECORDS		RPI 51-100		RPI 101-150		RPI 150+								
13- 13		0- 0		0- 2		OVERALL		0- 4		0- 3		13- 4								
8- 4		0- 0		0- 0		HOME		0- 2		0- 1		8- 1								
3- 5		0- 0		0- 1		AWAY		0- 1		0- 1		3- 2								
2- 4		0- 0		0- 1		NEUTRAL		0- 1		0- 1		2- 1								
7- 7		0- 0		0- 2		NON-CONFERENCE		0- 1		0- 2		7- 2								
5- 0		0- 0		0- 0		HOME		0- 0		0- 0		5- 0								
0- 3		0- 0		0- 1		AWAY		0- 0		0- 1		0- 1								
2- 4		0- 0		0- 1		NEUTRAL		0- 1		0- 1		2- 1								
6- 6		0- 0		0- 0		CONFERENCE		0- 3		0- 1		6- 2								
3- 4		0- 0		0- 0		HOME		0- 2		0- 1		3- 1								
3- 2		0- 0		0- 0		AWAY		0- 1		0- 0		3- 1								
0- 0		0- 0		0- 0		NEUTRAL		0- 0		0- 0		0- 0								
RPI	S	Opponent		Score		RPI	S	Opponent		Score		RPI	S	Opponent		Score				
48	N	VCU		0	3	59	A	American		0	3	108	A	Temple		0	3			
50	A	Ohio St.		0	3	59	H	American		0	3	114	H	Army West Point		0	3			
						65	N	Texas Tech		1	3	145	N	Columbia		1	3			
						70	H	Colgate		0	3	152	A	Navy		0	3			
												152	H	Navy		1	3			
												176	A	Virginia		0	3			
												199	A	Loyola Maryland		3	0			
												204	H	Penn		3	1			
												227	N	Elon		3	1			
												236	A	Bucknell		3	1			
												236	H	Bucknell		3	0			
												241	N	Radford		0	3			
												264	A	Lafayette		3	2			
												264	H	Lafayette		3	1			
												278	N	UNC Greensboro		3	1			
												298	H	Holy Cross		3	0			
												312	H	UMES		3	1			
												319	H	NJIT		3	2			
												322	H	Delaware St.		3	0			
												324	H	Manhattan		3	0			
LAST 10 GAMES																				
59 H American						0	3	199 A Loyola Maryland						3	0					
152 H Navy						1	3	114 H Army West Point						0	3					
264 H Lafayette						3	1	70 H Colgate						0	3					
236 H Bucknell						3	0	152 A Navy						0	3					
298 H Holy Cross						3	0	59 A American						0	3					

Non-Div. I Games:

Lehigh

Average RPI Win:	240	WON-LOST RECORD	WINNING PCT. RANK	LAST 10 GAMES	STRENGTH OF SCHEDULE	OPP. STRENGTH OF SCHEDULE	TEAM RPI	ADJ RPI	CONF. RPI	ADJ CONF. RPI		
DIV. I ONLY		13- 14	.48148	174	3-7	204	133	194	.48955	194	10	10
DIV. I NON-CONF.		11- 6	.64706	96	2-0	274	174	173	.49849	171	11	11
<hr/>												
TOTALS	RPI 1-25	RPI 26-50		W-L RECORDS		RPI 51-100		RPI 101-150		RPI 150+		
13- 14	0- 1	0- 2		OVERALL		1- 5		0- 3		12- 3		
7- 4	0- 1	0- 1		HOME		1- 1		0- 1		6- 0		
2- 8	0- 0	0- 1		AWAY		0- 4		0- 1		2- 2		
4- 2	0- 0	0- 0		NEUTRAL		0- 0		0- 1		4- 1		
<hr/>												
11- 6	0- 0	0- 1		NON-CONFERENCE		1- 1		0- 2		10- 2		
6- 0	0- 0	0- 0		HOME		1- 0		0- 0		5- 0		
1- 4	0- 0	0- 1		AWAY		0- 1		0- 1		1- 1		
4- 2	0- 0	0- 0		NEUTRAL		0- 0		0- 1		4- 1		
<hr/>												
2- 8	0- 1	0- 1		CONFERENCE		0- 4		0- 1		2- 1		
1- 4	0- 1	0- 1		HOME		0- 1		0- 1		1- 0		
1- 4	0- 0	0- 0		AWAY		0- 3		0- 0		1- 1		
0- 0	0- 0	0- 0		NEUTRAL		0- 0		0- 0		0- 0		
<hr/>												
RPI S	Opponent	Score	RPI S	Opponent	Score	RPI S	Opponent	Score	RPI S	Opponent	Score	
17	H Rice	0 3	27	H Western Ky.	0 3	75	A Bowling Green	0 3	120	A Duke	0 3	
			44	A South Carolina	0 3	82	A UTSA	0 3	122	H North Texas	0 3	
						86	H Winthrop	3 2	139	N Cleveland St.	0 3	
						89	A Fla. Atlantic	0 3	162	N Butler	3 1	
						90	A Marshall	0 3	163	N Arkansas St.	0 3	
						90	H Marshall	1 3	185	A Middle Tenn.	3 1	
									187	A FIU	2 3	
									199	A Loyola Maryland	0 3	
									203	H Kent St.	3 1	
									205	A Virginia Tech	3 0	
									208	H Davidson	3 2	
									276	N Canisius	3 2	
									284	H Eastern Ky.	3 1	
									288	H Southern Miss.	3 0	
									299	N UMBC	3 1	
									302	N Chattanooga	3 0	
									309	H Gardner-Webb	3 0	
									316	H N.C. Central	3 0	
<hr/>												
LAST 10 GAMES												
			90	A Marshall	0 3	122	H North Texas	0 3				
			17	H Rice	0 3	89	A Fla. Atlantic	0 3				
			27	H Western Ky.	0 3	187	A FIU	2 3				
			316	H N.C. Central	3 0	86	H Winthrop	3 2				
			288	H Southern Miss.	3 0	90	H Marshall	1 3				

Non-Div. I Games:

Charlotte

Average RPI Win: 248		WON-LOST	WINNING	LAST 10	STRENGTH OF		OPP. STRENGTH	TEAM	ADJ	CONF.	ADJ CONF.
Average RPI Loss: 123		RECORD	PCT. RANK	GAMES	SCHEDULE		OF SCHEDULE	RPI	RPI	RPI	RPI
DIV. I ONLY		12- 12	.5	155	5-5		202	205	195	.48945	195
DIV. I NON-CONF.		6- 6	.5	163	0		277	193	235	.45754	235
TOTALS		RPI 1-25	RPI 26-50		W-L RECORDS		RPI 51-100		RPI 101-150		RPI 150+
12- 12	0- 0	0- 3		OVERALL		0- 1		0- 5		12- 3	
5- 4	0- 0	0- 1		HOME		0- 0		0- 2		5- 1	
3- 7	0- 0	0- 2		AWAY		0- 1		0- 2		3- 2	
4- 1	0- 0	0- 0		NEUTRAL		0- 0		0- 1		4- 0	
6- 6	0- 0	0- 1		NON-CONFERENCE		0- 0		0- 3		6- 2	
1- 2	0- 0	0- 0		HOME		0- 0		0- 1		1- 1	
1- 3	0- 0	0- 1		AWAY		0- 0		0- 1		1- 1	
4- 1	0- 0	0- 0		NEUTRAL		0- 0		0- 1		4- 0	
6- 6	0- 0	0- 2		CONFERENCE		0- 1		0- 2		6- 1	
4- 2	0- 0	0- 1		HOME		0- 0		0- 1		4- 0	
2- 4	0- 0	0- 1		AWAY		0- 1		0- 1		2- 1	
0- 0	0- 0	0- 0		NEUTRAL		0- 0		0- 0		0- 0	
RPI S	Opponent	Score	RPI S	Opponent	Score	RPI S	Opponent	Score	RPI S	Opponent	Score
			42 A	Towson	0 3				110 H	Syracuse	0 3
			42 H	Towson	0 3		62 A	James Madison	0 3	125 A	Hofstra
			46 A	Green Bay	1 3					125 H	Hofstra
										143 N	Ohio
										146 A	Fairfield
										151 N	Northern Ariz.
										171 H	UNCW
										183 H	New Hampshire
										211 H	Harvard
										213 A	Delaware
										222 A	Sacred Heart
										227 A	Elon
										227 H	Elon
										252 H	Col. of Charleston
										265 N	Indiana St.
										281 A	William & Mary
										281 H	William & Mary
										285 A	Seton Hall
										319 N	NJIT
										325 N	Binghamton
			LAST 10 GAMES								
			125 H	Hofstra	1 3		62 A	James Madison	0 3		
			281 H	William & Mary	3 0		252 H	Col. of Charleston	3 1		
			227 H	Elon	3 1		171 H	UNCW	3 2		
			42 H	Towson	0 3		125 A	Hofstra	0 3		
			213 A	Delaware	3 0		42 A	Towson	0 3		

Non-Div. I Games:

Northeastern

Average RPI Win: 246		WON-LOST	WINNING	LAST 10	STRENGTH OF		OPP. STRENGTH	TEAM	ADJ	CONF.	ADJ CONF.
Average RPI Loss: 104		RECORD	PCT. RANK	GAMES	SCHEDULE		OF SCHEDULE	RPI	RPI	RPI	RPI
DIV. I ONLY		8- 17	.32	275	2-8		55	229	196	.48901	196
DIV. I NON-CONF.		6- 7	.46154	190	0		74	314	154	.51004	154
TOTALS		RPI 1-25	RPI 26-50		W-L RECORDS		RPI 51-100		RPI 101-150		RPI 150+
8- 17	0- 0	0- 3		OVERALL		0- 7		1- 4		7- 3	
5- 7	0- 0	0- 1		HOME		0- 2		0- 3		5- 1	
2- 7	0- 0	0- 2		AWAY		0- 4		1- 1		1- 0	
1- 3	0- 0	0- 0		NEUTRAL		0- 1		0- 0		1- 2	
6- 7	0- 0	0- 1		NON-CONFERENCE		0- 2		0- 1		6- 3	
5- 2	0- 0	0- 0		HOME		0- 0		0- 1		5- 1	
0- 2	0- 0	0- 1		AWAY		0- 1		0- 0		0- 0	
1- 3	0- 0	0- 0		NEUTRAL		0- 1		0- 0		1- 2	
2- 10	0- 0	0- 2		CONFERENCE		0- 5		1- 3		1- 0	
0- 5	0- 0	0- 1		HOME		0- 2		0- 2		0- 0	
2- 5	0- 0	0- 1		AWAY		0- 3		1- 1		1- 0	
0- 0	0- 0	0- 0		NEUTRAL		0- 0		0- 0		0- 0	
RPI S	Opponent	Score	RPI S	Opponent	Score	RPI S	Opponent	Score	RPI S	Opponent	Score
			42 A	Towson	0 3	52 A	Milwaukee	0 3	107 H	Central Mich.	0 3
			45 A	Wright St.	0 3	52 H	Milwaukee	0 3	124 A	Oakland	0 3
			46 H	Green Bay	0 3	61 N	Coastal Caro.	1 3	124 H	Oakland	0 3
						67 A	Northern Ky.	0 3	139 A	Cleveland St.	3 1
						83 A	UIC	0 3	139 H	Cleveland St.	0 3
						83 H	UIC	0 3	156 H	Robert Morris	3 0
						95 A	Cornell	0 3	192 N	Albany (NY)	0 3
									203 H	Kent St.	2 3
									214 A	IUPUI	3 2
									236 H	Bucknell	3 1
									246 N	Hartford	0 3
									294 H	The Citadel	3 1
									297 N	Niagara	3 1
									306 H	Eastern Ill.	3 1
									323 H	Saint Francis (PA)	3 0
LAST 10 GAMES											
			124 A	Oakland	0 3	139 A	Cleveland St.	3 1			
			139 H	Cleveland St.	0 3	46 H	Green Bay	0 3			
			83 A	UIC	0 3	214 A	IUPUI	3 2			
			52 A	Milwaukee	0 3	52 H	Milwaukee	0 3			
			124 H	Oakland	0 3	83 H	UIC	0 3			

Non-Div. I Games:

Youngstown St.

Average RPI Win:	268	WON-LOST RECORD	WINNING PCT. RANK	LAST 10 GAMES	STRENGTH OF SCHEDULE	OPP. STRENGTH OF SCHEDULE	TEAM RPI	ADJ RPI	CONF. RPI	ADJ CONF. RPI		
DIV. I ONLY		12- 14	.46154	192	5-5	127	281	197	.48835	197	21	21
DIV. I NON-CONF.		6- 8	.42857	212	1-0	113	318	197	.48327	197	23	22
<hr/>												
TOTALS	RPI 1-25	RPI 26-50		W-L RECORDS		RPI 51-100		RPI 101-150		RPI 150+		
12- 14	0- 0	0- 1		OVERALL		1- 3		0- 5		11- 5		
5- 4	0- 0	0- 0		HOME		0- 0		0- 2		5- 2		
5- 6	0- 0	0- 1		AWAY		1- 0		0- 3		4- 2		
2- 4	0- 0	0- 0		NEUTRAL		0- 3		0- 0		2- 1		
<hr/>												
6- 8	0- 0	0- 0		NON-CONFERENCE		1- 3		0- 1		5- 4		
2- 1	0- 0	0- 0		HOME		0- 0		0- 0		2- 1		
2- 3	0- 0	0- 0		AWAY		1- 0		0- 1		1- 2		
2- 4	0- 0	0- 0		NEUTRAL		0- 3		0- 0		2- 1		
<hr/>												
6- 6	0- 0	0- 1		CONFERENCE		0- 0		0- 4		6- 1		
3- 3	0- 0	0- 0		HOME		0- 0		0- 2		3- 1		
3- 3	0- 0	0- 1		AWAY		0- 0		0- 2		3- 0		
0- 0	0- 0	0- 0		NEUTRAL		0- 0		0- 0		0- 0		
<hr/>												
RPI S	Opponent	Score	RPI S	Opponent	Score	RPI S	Opponent	Score	RPI S	Opponent	Score	
			35 A	SFA	0 3	71 N	Troy	0 3	119 H	A&M-Corpus Christi	2 3	
						74 A	Tulane	3 2	129 H	Northwestern St.	0 3	
						90 N	Marshall	0 3	133 A	Morehead St.	0 3	
						99 N	ETSU	0 3	141 A	Houston Baptist	1 3	
									144 A	Sam Houston St.	0 3	
									160 A	Jacksonville St.	0 3	
									179 H	California Baptist	1 3	
									207 H	Central Ark.	2 3	
									210 A	Southern Ill.	1 3	
									242 N	SIUE	2 3	
									250 H	New Orleans	3 0	
									253 H	Lamar University	3 1	
									260 H	McNeese	3 0	
									266 A	Abilene Christian	3 1	
									268 A	Nicholls St.	3 2	
									277 A	Incarnate Word	3 0	
									303 H	Jackson St.	3 1	
									304 N	Coppin St.	3 1	
									307 N	Alabama A&M	3 0	
									318 H	Southern U.	3 0	
									335 A	Mississippi Val.	3 0	
<hr/>												
LAST 10 GAMES												
			207 H	Central Ark.	2 3	266 A	Abilene Christian	3 1				
			250 H	New Orleans	3 0	318 H	Southern U.	3 0				
			277 A	Incarnate Word	3 0	129 H	Northwestern St.	0 3				
			141 A	Houston Baptist	1 3	144 A	Sam Houston St.	0 3				
			35 A	SFA	0 3	268 A	Nicholls St.	3 2				

Non-Div. I Games:

Southeastern La.

Average RPI Win: 198		WON-LOST RECORD		WINNING PCT. RANK		LAST 10 GAMES		STRENGTH OF SCHEDULE		OPP. STRENGTH OF SCHEDULE		TEAM RPI		ADJ RPI		CONF. RPI		ADJ CONF. RPI	
DIV. I ONLY		9- 16		.36 254		3-7		99		119		198		.488 198		15		15	
DIV. I NON-CONF.		4- 9		.30769 265		0		127		98		214		.47152 214		16		16	
TOTALS		RPI 1-25		RPI 26-50		W-L RECORDS		RPI 51-100		RPI 101-150		RPI 150+							
9- 16		0- 0		0- 2		OVERALL		1- 6		0- 6		8- 2							
3- 5		0- 0		0- 2		HOME		0- 1		0- 2		3- 0							
3- 8		0- 0		0- 0		AWAY		0- 4		0- 3		3- 1							
3- 3		0- 0		0- 0		NEUTRAL		1- 1		0- 1		2- 1							
4- 9		0- 0		0- 1		NON-CONFERENCE		1- 3		0- 4		3- 1							
1- 2		0- 0		0- 1		HOME		0- 0		0- 1		1- 0							
0- 4		0- 0		0- 0		AWAY		0- 2		0- 2		0- 0							
3- 3		0- 0		0- 0		NEUTRAL		1- 1		0- 1		2- 1							
5- 7		0- 0		0- 1		CONFERENCE		0- 3		0- 2		5- 1							
2- 3		0- 0		0- 1		HOME		0- 1		0- 1		2- 0							
3- 4		0- 0		0- 0		AWAY		0- 2		0- 1		3- 1							
0- 0		0- 0		0- 0		NEUTRAL		0- 0		0- 0		0- 0							
RPI	S	Opponent	Score	RPI	S	Opponent	Score	RPI	S	Opponent	Score	RPI	S	Opponent	Score				
36	H	Iowa St.	0 3	61	A	Coastal Caro.	1 3	111	N	Maryland	0 3								
43	H	Texas St.	2 3	61	H	Coastal Caro.	0 3	120	A	Duke	0 3								
				71	A	Troy	1 3	131	A	Clemson	0 3								
				73	N	Samford	3 2	132	A	South Alabama	1 3								
				79	A	Arizona	0 3	140	H	UT Arlington	0 3								
				86	A	Winthrop	1 3	150	H	NC State	2 3								
				97	N	LMU (CA)	1 3	163	A	Arkansas St.	3 1								
								171	N	UNCW	2 3								
								177	A	Louisiana	3 2								
								190	H	Georgia St.	3 1								
								191	H	Western Caro.	3 1								
								212	N	Wofford	3 0								
								226	H	Ga. Southern	3 1								
								261	N	Furman	3 0								
								274	A	Little Rock	1 3								
								286	A	La.-Monroe	3 0								
LAST 10 GAMES																			
132	A	South Alabama	1 3	61	A	Coastal Caro.	1 3												
71	A	Troy	1 3	274	A	Little Rock	1 3												
43	H	Texas St.	2 3	163	A	Arkansas St.	3 1												
140	H	UT Arlington	0 3	286	A	La.-Monroe	3 0												
61	H	Coastal Caro.	0 3	177	A	Louisiana	3 2												

Non-Div. I Games:

Appalachian St.

Average RPI Win: 268		WON-LOST	WINNING	LAST 10	STRENGTH OF		OPP. STRENGTH	TEAM	ADJ	CONF.	ADJ CONF.
Average RPI Loss: 129		RECORD	PCT. RANK	GAMES	SCHEDULE		OF SCHEDULE	RPI	RPI	RPI	RPI
DIV. I ONLY		12- 14	.46154	192	156		262	199	.48787	199	20
DIV. I NON-CONF.		7- 7	.5	163	174		238	189	.48934	188	22
TOTALS		RPI 1-25	RPI 26-50		W-L RECORDS		RPI 51-100		RPI 101-150		RPI 150+
12- 14	0- 0	0- 1		OVERALL		0- 4		0- 3		12- 6	
7- 4	0- 0	0- 1		HOME		0- 1		0- 0		7- 2	
3- 6	0- 0	0- 0		AWAY		0- 2		0- 2		3- 2	
2- 4	0- 0	0- 0		NEUTRAL		0- 1		0- 1		2- 2	
7- 7	0- 0	0- 1		NON-CONFERENCE		0- 1		0- 2		7- 3	
4- 1	0- 0	0- 1		HOME		0- 0		0- 0		4- 0	
1- 2	0- 0	0- 0		AWAY		0- 0		0- 1		1- 1	
2- 4	0- 0	0- 0		NEUTRAL		0- 1		0- 1		2- 2	
5- 7	0- 0	0- 0		CONFERENCE		0- 3		0- 1		5- 3	
3- 3	0- 0	0- 0		HOME		0- 1		0- 0		3- 2	
2- 4	0- 0	0- 0		AWAY		0- 2		0- 1		2- 1	
0- 0	0- 0	0- 0		NEUTRAL		0- 0		0- 0		0- 0	
RPI S	Opponent	Score	RPI S	Opponent	Score	RPI S	Opponent	Score	RPI S	Opponent	Score
			42 H	Towson	0 3	59 A	American	2 3	103 A	Loyola Chicago	2 3
						61 N	Coastal Caro.	0 3	114 A	Army West Point	0 3
						70 A	Colgate	0 3	123 N	Western Mich.	2 3
						70 H	Colgate	1 3	152 H	Navy	1 3
									176 A	Virginia	0 3
									183 N	New Hampshire	2 3
									193 H	Lehigh	0 3
									194 H	Charlotte	3 0
									206 A	Howard	3 2
									225 N	Montana St.	1 3
									236 A	Bucknell	1 3
									236 H	Bucknell	3 2
									261 N	Furman	3 2
									264 A	Lafayette	3 1
									264 H	Lafayette	3 0
									276 H	Canisius	3 1
									298 A	Holy Cross	3 0
									298 H	Holy Cross	3 1
									299 H	UMBC	3 1
									304 H	Coppin St.	3 1
									319 N	NJIT	3 0
			LAST 10 GAMES								
			236 A	Bucknell	1 3	114 A	Army West Point	0 3			
			264 A	Lafayette	3 1	193 H	Lehigh	0 3			
			298 H	Holy Cross	3 1	152 H	Navy	1 3			
			70 H	Colgate	1 3	264 H	Lafayette	3 0			
			59 A	American	2 3	236 H	Bucknell	3 2			

Non-Div. I Games:

Loyola Maryland

Average RPI Win:	240	WON-LOST	WINNING	LAST 10		STRENGTH OF	OPP. STRENGTH	TEAM	ADJ	CONF.	ADJ CONF.	
Average RPI Loss:	121	RECORD	PCT. RANK	GAMES		SCHEDULE	OF SCHEDULE	RPI	RPI	RPI	RPI	
DIV. I ONLY	10- 16	.38462	239	5-5		102	218	200	.48666	200	19	19
DIV. I NON-CONF.	5- 9	.35714	251	0		65	223	169	.49955	168	13	13
<hr/>												
TOTALS	RPI 1-25	RPI 26-50		W-L RECORDS		RPI 51-100		RPI 101-150		RPI 150+		
10- 16	0- 0	0- 3		OVERALL		0- 2		0- 5		10- 6		
4- 3	0- 0	0- 1		HOME		0- 0		0- 1		4- 1		
3- 8	0- 0	0- 1		AWAY		0- 1		0- 2		3- 4		
3- 5	0- 0	0- 1		NEUTRAL		0- 1		0- 2		3- 1		
<hr/>												
5- 9	0- 0	0- 2		NON-CONFERENCE		0- 2		0- 2		5- 3		
0- 0	0- 0	0- 0		HOME		0- 0		0- 0		0- 0		
2- 4	0- 0	0- 1		AWAY		0- 1		0- 0		2- 2		
3- 5	0- 0	0- 1		NEUTRAL		0- 1		0- 2		3- 1		
<hr/>												
5- 7	0- 0	0- 1		CONFERENCE		0- 0		0- 3		5- 3		
4- 3	0- 0	0- 1		HOME		0- 0		0- 1		4- 1		
1- 4	0- 0	0- 0		AWAY		0- 0		0- 2		1- 2		
0- 0	0- 0	0- 0		NEUTRAL		0- 0		0- 0		0- 0		
<hr/>												
RPI S	Opponent	Score	RPI S	Opponent	Score	RPI S	Opponent	Score	RPI S	Opponent	Score	
			34 A	Notre Dame	0 3	52 A	Milwaukee	0 3	103 A	Loyola Chicago	0 3	
			38 N	South Dakota	1 3	52 N	Milwaukee	0 3	103 H	Loyola Chicago	0 3	
			47 H	UNI	0 3				107 N	Central Mich.	1 3	
									112 A	Illinois St.	1 3	
									117 N	UMKC	1 3	
									153 A	Bradley	0 3	
									156 N	Robert Morris	1 3	
									166 N	Murray St.	3 1	
									188 A	Evansville	2 3	
									188 H	Evansville	3 0	
									203 A	Kent St.	2 3	
									210 H	Southern Ill.	3 0	
									214 A	IUPUI	3 1	
									218 A	DePaul	0 3	
									229 H	Missouri St.	3 0	
									248 H	Drake	2 3	
									265 A	Indiana St.	3 0	
									265 H	Indiana St.	3 0	
									272 N	Idaho St.	3 0	
									290 A	South Dakota St.	3 0	
									298 N	Holy Cross	3 1	
<hr/>												
			LAST 10 GAMES									
			188 H	Evansville	3 0	153 A	Bradley	0 3				
			265 H	Indiana St.	3 0	210 H	Southern Ill.	3 0				
			248 H	Drake	2 3	229 H	Missouri St.	3 0				
			103 H	Loyola Chicago	0 3	265 A	Indiana St.	3 0				
			112 A	Illinois St.	1 3	188 A	Evansville	2 3				

Non-Div. I Games:

Valparaiso

Average RPI Win: 215		WON-LOST RECORD		WINNING PCT. RANK		LAST 10 GAMES		STRENGTH OF SCHEDULE		OPP. STRENGTH OF SCHEDULE		TEAM RPI		ADJ RPI		CONF. RPI		ADJ CONF. RPI	
DIV. I ONLY		12- 12		.5 155		3-7		235		145		202		.48514 201		14		14	
DIV. I NON-CONF.		7- 5		.58333 116		0		232		164		176		.49614 175		12		12	
TOTALS		RPI 1-25		RPI 26-50		W-L RECORDS		RPI 51-100		RPI 101-150		RPI 150+							
12- 12		0- 1		0- 1		OVERALL		0- 3		4- 3		8- 4							
6- 3		0- 0		0- 0		HOME		0- 1		3- 1		3- 1							
2- 7		0- 1		0- 1		AWAY		0- 1		0- 1		2- 3							
4- 2		0- 0		0- 0		NEUTRAL		0- 1		1- 1		3- 0							
7- 5		0- 0		0- 1		NON-CONFERENCE		0- 1		2- 1		5- 2							
2- 1		0- 0		0- 0		HOME		0- 0		1- 0		1- 1							
1- 2		0- 0		0- 1		AWAY		0- 0		0- 0		1- 1							
4- 2		0- 0		0- 0		NEUTRAL		0- 1		1- 1		3- 0							
5- 7		0- 1		0- 0		CONFERENCE		0- 2		2- 2		3- 2							
4- 2		0- 0		0- 0		HOME		0- 1		2- 1		2- 0							
1- 5		0- 1		0- 0		AWAY		0- 1		0- 1		1- 2							
0- 0		0- 0		0- 0		NEUTRAL		0- 0		0- 0		0- 0							
RPI S	Opponent	Score		RPI S	Opponent	Score		RPI S	Opponent	Score		RPI S	Opponent	Score					
18 A	Colorado St.	0 3		46 A	Green Bay	0 3		71 A	Wyoming	0 3		118 H	Santa Clara	3 2					
								81 N	LSU	1 3		121 A	UNLV	1 3					
								92 H	Boise St.	0 3		121 H	UNLV	2 3					
												137 N	UC Davis	1 3					
												143 N	Ohio	3 1					
												147 H	Nevada	3 0					
												148 H	San Diego St.	3 0					
												151 A	Northern Ariz.	0 3					
												180 H	CSUN	3 0					
												233 A	New Mexico	2 3					
												233 H	New Mexico	3 0					
												239 A	San Jose St.	3 0					
												245 A	Air Force	1 3					
												259 N	San Francisco	3 0					
												262 A	CSU Bakersfield	3 0					
												262 H	CSU Bakersfield	1 3					
												265 N	Indiana St.	3 0					
												290 N	South Dakota St.	3 1					
												295 H	Utah St.	3 0					
LAST 10 GAMES																			
233 A New Mexico				2 3				148 H San Diego St.				3 0							
121 A UNLV				1 3				71 A Wyoming				0 3							
92 H Boise St.				0 3				18 A Colorado St.				0 3							
295 H Utah St.				3 0				121 H UNLV				2 3							
245 A Air Force				1 3				233 H New Mexico				3 0							

Non-Div. I Games:

Fresno St.

Average RPI Win:		244	WON-LOST RECORD		WINNING PCT. RANK		LAST 10 GAMES		STRENGTH OF SCHEDULE		OPP. STRENGTH OF SCHEDULE		TEAM RPI		ADJ RPI		CONF. RPI		ADJ CONF. RPI				
DIV. I ONLY			11- 12		.47826 184		1-9		217		124		201		.48348 202		5		5				
DIV. I NON-CONF.			10- 1		.90909 15		0		310		267		118		.53015 121		5		5				
TOTALS		RPI 1-25		RPI 26-50		W-L RECORDS		RPI 51-100		RPI 101-150		RPI 150+											
11- 12		0- 2		0- 2		OVERALL		0- 1		2- 4		9- 3											
3- 5		0- 1		0- 2		HOME		0- 0		0- 1		3- 1											
4- 7		0- 1		0- 0		AWAY		0- 1		1- 3		3- 2											
4- 0		0- 0		0- 0		NEUTRAL		0- 0		1- 0		3- 0											
10- 1		0- 0		0- 0		NON-CONFERENCE		0- 0		1- 0		9- 1											
3- 0		0- 0		0- 0		HOME		0- 0		0- 0		3- 0											
3- 1		0- 0		0- 0		AWAY		0- 0		0- 0		3- 1											
4- 0		0- 0		0- 0		NEUTRAL		0- 0		1- 0		3- 0											
1- 11		0- 2		0- 2		CONFERENCE		0- 1		1- 4		0- 2											
0- 5		0- 1		0- 2		HOME		0- 0		0- 1		0- 1											
1- 6		0- 1		0- 0		AWAY		0- 1		1- 3		0- 1											
0- 0		0- 0		0- 0		NEUTRAL		0- 0		0- 0		0- 0											
RPI	S	Opponent		Score		RPI	S	Opponent		Score		RPI	S	Opponent		Score							
4	A	Pittsburgh		0 3		32	H	Florida St.		0 3		64	A	Georgia Tech		0 3		102	A	Boston College		1 3	
24	H	Louisville		0 3		34	H	Notre Dame		1 3								110	A	Syracuse		3 1	
																		120	A	Duke		0 3	
																		131	A	Clemson		0 3	
																		134	H	Miami (FL)		0 3	
																		138	N	East Carolina		3 0	
																		176	A	Virginia		1 3	
																		205	H	Virginia Tech		2 3	
																		227	A	Elon		2 3	
																		228	H	Presbyterian		3 0	
																		234	N	Mercer		3 0	
																		251	A	North Florida		3 1	
																		261	H	Furman		3 0	
																		278	A	UNC Greensboro		3 0	
																		281	N	William & Mary		3 1	
																		285	N	Seton Hall		3 1	
																		300	A	George Mason		3 0	
																		316	H	N.C. Central		3 0	
						LAST 10 GAMES																	
						176	A	Virginia		1 3		64	A	Georgia Tech		0 3							
						4	A	Pittsburgh		0 3		24	H	Louisville		0 3							
						205	H	Virginia Tech		2 3		34	H	Notre Dame		1 3							
						120	A	Duke		0 3		102	A	Boston College		1 3							
						131	A	Clemson		0 3		110	A	Syracuse		3 1							

Non-Div. I Games:

Wake Forest

Average RPI Win: 221		WON-LOST RECORD	WINNING PCT. RANK		LAST 10 GAMES	STRENGTH OF SCHEDULE		OPP. STRENGTH OF SCHEDULE		TEAM RPI	ADJ RPI		CONF. RPI	ADJ CONF. RPI	
Average RPI Loss: 143															
DIV. I ONLY		12- 12	.5	155	5-5	232		180		203	.48286	203	13	13	
DIV. I NON-CONF.		7- 5	.58333	116	0	306		228		229	.46073	229	14	14	
TOTALS		RPI 1-25		RPI 26-50		W-L RECORDS		RPI 51-100		RPI 101-150		RPI 150+			
12- 12	0- 0			0- 0	OVERALL		1- 3		2- 5		9- 4				
5- 4	0- 0			0- 0	HOME		0- 2		1- 1		4- 1				
4- 7	0- 0			0- 0	AWAY		1- 1		1- 4		2- 2				
3- 1	0- 0			0- 0	NEUTRAL		0- 0		0- 0		3- 1				
7- 5	0- 0			0- 0	NON-CONFERENCE		0- 0		0- 2		7- 3				
3- 1	0- 0			0- 0	HOME		0- 0		0- 0		3- 1				
1- 3	0- 0			0- 0	AWAY		0- 0		0- 2		1- 1				
3- 1	0- 0			0- 0	NEUTRAL		0- 0		0- 0		3- 1				
5- 7	0- 0			0- 0	CONFERENCE		1- 3		2- 3		2- 1				
2- 3	0- 0			0- 0	HOME		0- 2		1- 1		1- 0				
3- 4	0- 0			0- 0	AWAY		1- 1		1- 2		1- 1				
0- 0	0- 0			0- 0	NEUTRAL		0- 0		0- 0		0- 0				
RPI	S	Opponent	Score	RPI	S	Opponent	Score	RPI	S	Opponent	Score	RPI	S	Opponent	Score
						75 A Bowling Green	3 1			107 A Central Mich.	1 3				
						75 H Bowling Green	0 3			114 A Army West Point	1 3				
						96 A Miami (OH)	0 3			116 A Akron	1 3				
						96 H Miami (OH)	0 3			123 A Western Mich.	3 2				
										135 H Ball St.	3 0				
										139 A Cleveland St.	0 3				
										143 H Ohio	0 3				
										156 H Robert Morris	1 3				
										184 A Buffalo	3 0				
										194 A Charlotte	1 3				
										196 A Youngstown St.	3 2				
										200 H Valparaiso	3 2				
										235 A Northern Ill.	1 3				
										240 N Bryant	2 3				
										256 H Toledo	3 2				
										272 H Idaho St.	3 1				
										284 N Eastern Ky.	3 0				
										297 H Niagara	3 2				
										309 N Gardner-Webb	3 0				
										325 N Binghamton	3 0				
				LAST 10 GAMES											
						96 A Miami (OH)	0 3			256 H Toledo	3 2				
						75 A Bowling Green	3 1			116 A Akron	1 3				
						123 A Western Mich.	3 2			184 A Buffalo	3 0				
						235 A Northern Ill.	1 3			107 A Central Mich.	1 3				
						135 H Ball St.	3 0			143 H Ohio	0 3				

Non-Div. I Games:

Kent St.

Penn

Penn				Through Games Of Through Nov. 3								
Average RPI Win: 258 Average RPI Loss: 130		WON-LOST RECORD	WINNING PCT. RANK	LAST 10 GAMES	STRENGTH OF SCHEDULE	OPP. STRENGTH OF SCHEDULE	TEAM RPI	ADJ RPI	CONF. RPI	ADJ CONF. RPI		
DIV. I ONLY		9- 10	.47368 190	2-8	194	243	205	.48255 204	12	12		
DIV. I NON-CONF.		7- 2	.77778 43	0	297	289	153	.51015 153	18	18		
TOTALS		RPI 1-25	RPI 26-50		W-L RECORDS		RPI 51-100		RPI 101-150		RPI 150+	
9- 10	0- 0	0- 0		OVERALL		0- 5		0- 2		9- 3		
4- 4	0- 0	0- 0		HOME		0- 3		0- 1		4- 0		
3- 5	0- 0	0- 0		AWAY		0- 2		0- 1		3- 2		
2- 1	0- 0	0- 0		NEUTRAL		0- 0		0- 0		2- 1		
7- 2	0- 0	0- 0		NON-CONFERENCE		0- 0		0- 0		7- 2		
3- 0	0- 0	0- 0		HOME		0- 0		0- 0		3- 0		
2- 1	0- 0	0- 0		AWAY		0- 0		0- 0		2- 1		
2- 1	0- 0	0- 0		NEUTRAL		0- 0		0- 0		2- 1		
2- 8	0- 0	0- 0		CONFERENCE		0- 5		0- 2		2- 1		
1- 4	0- 0	0- 0		HOME		0- 3		0- 1		1- 0		
1- 4	0- 0	0- 0		AWAY		0- 2		0- 1		1- 1		
0- 0	0- 0	0- 0		NEUTRAL		0- 0		0- 0		0- 0		
RPI S	Opponent	Score	RPI S	Opponent	Score	RPI S	Opponent	Score	RPI S	Opponent	Score	
						80 A Princeton	0 3		145 A Columbia	1 3		
						80 H Princeton	0 3		145 H Columbia	1 3		
						85 H Yale	0 3		170 N Cal St. Fullerton	2 3		
						95 A Cornell	0 3		186 H Brown	3 0		
						95 H Cornell	2 3		193 A Lehigh	1 3		
									211 A Harvard	1 3		
									216 H Duquesne	3 0		
									243 N Seattle U	3 2		
									257 A Dartmouth	3 1		
									264 A Lafayette	3 1		
									267 A UC Riverside	3 1		
									269 H Chicago St.	3 2		
									308 H St. Francis Brooklyn	3 0		
									312 N UMES	3 2		
LAST 10 GAMES												
			95 A Cornell	0 3		85 H Yale	0 3					
			145 A Columbia	1 3		186 H Brown	3 0					
			80 H Princeton	0 3		145 H Columbia	1 3					
			211 A Harvard	1 3		95 H Cornell	2 3					
			257 A Dartmouth	3 1		80 A Princeton	0 3					

Penn

Non-Div. I Games:

Penn

Average RPI Win:		204	WON-LOST RECORD		WINNING PCT. RANK	LAST 10 GAMES	STRENGTH OF SCHEDULE		OPP. STRENGTH OF SCHEDULE	TEAM RPI	ADJ RPI	CONF. RPI	ADJ CONF. RPI
Average RPI Loss:		102											
DIV. I ONLY		9- 16			.36 254	2-8	134		95	206	.48209 205	5	5
DIV. I NON-CONF.		7- 6			.53846 151	0	196		178	174	.49751 173	5	5
TOTALS		RPI 1-25	RPI 26-50		W-L RECORDS		RPI 51-100		RPI 101-150		RPI 150+		
9- 16		1- 1	0- 3		OVERALL		0- 4		1- 5		7- 3		
2- 7		1- 0	0- 2		HOME		0- 1		0- 2		1- 2		
2- 8		0- 1	0- 1		AWAY		0- 2		0- 3		2- 1		
5- 1		0- 0	0- 0		NEUTRAL		0- 1		1- 0		4- 0		
7- 6		0- 0	0- 1		NON-CONFERENCE		0- 2		1- 1		6- 2		
1- 2		0- 0	0- 0		HOME		0- 0		0- 0		1- 2		
1- 3		0- 0	0- 1		AWAY		0- 1		0- 1		1- 0		
5- 1		0- 0	0- 0		NEUTRAL		0- 1		1- 0		4- 0		
2- 10		1- 1	0- 2		CONFERENCE		0- 2		0- 4		1- 1		
1- 5		1- 0	0- 2		HOME		0- 1		0- 2		0- 0		
1- 5		0- 1	0- 0		AWAY		0- 1		0- 2		1- 1		
0- 0		0- 0	0- 0		NEUTRAL		0- 0		0- 0		0- 0		
RPI S	Opponent	Score	RPI S	Opponent	Score	RPI S	Opponent	Score	RPI S	Opponent	Score		
4 A	Pittsburgh	0 3	32 H	Florida St.	0 3	63 A	North Carolina	1 3	103 N	Loyola Chicago	3 1		
24 H	Louisville	3 1	34 H	Notre Dame	1 3	64 H	Georgia Tech	0 3	120 A	Duke	1 3		
			48 A	VCU	1 3	88 N	Northwestern	0 3	128 A	Liberty	1 3		
						96 A	Miami (OH)	1 3	131 H	Clemson	1 3		
									134 H	Miami (FL)	1 3		
									150 A	NC State	2 3		
									163 H	Arkansas St.	1 3		
									176 A	Virginia	1 3		
									194 H	Charlotte	0 3		
									202 A	Wake Forest	3 2		
									208 N	Davidson	3 1		
									227 N	Elon	3 1		
									231 N	UC Irvine	3 2		
									245 A	Air Force	3 1		
									292 N	USC Upstate	3 1		
									302 H	Chattanooga	3 2		
			LAST 10 GAMES										
			134 H	Miami (FL)	1 3	34 H	Notre Dame	1 3					
			32 H	Florida St.	0 3	64 H	Georgia Tech	0 3					
			202 A	Wake Forest	3 2	131 H	Clemson	1 3					
			120 A	Duke	1 3	63 A	North Carolina	1 3					
			24 H	Louisville	3 1	150 A	NC State	2 3					

Non-Div. I Games:

Virginia Tech

Average RPI Win:	286	WON-LOST RECORD	WINNING PCT. RANK	LAST 10 GAMES	STRENGTH OF SCHEDULE	OPP. STRENGTH OF SCHEDULE	TEAM RPI	ADJ RPI	CONF. RPI	ADJ CONF. RPI	
Average RPI Loss:	123										
DIV. I ONLY		13- 12	.52 150	9-1	220	276	204	.4815 206	31	31	
DIV. I NON-CONF.		3- 11	.21429 294	0	103	96	232	.45853 232	31	31	
<hr/>											
TOTALS	RPI 1-25	RPI 26-50		W-L RECORDS	RPI 51-100		RPI 101-150		RPI 150+		
13- 12	0- 1	0- 0		OVERALL	0- 5		1- 2		12- 4		
6- 2	0- 0	0- 0		HOME	0- 1		1- 0		5- 1		
5- 5	0- 1	0- 0		AWAY	0- 0		0- 1		5- 3		
2- 5	0- 0	0- 0		NEUTRAL	0- 4		0- 1		2- 0		
<hr/>											
3- 11	0- 1	0- 0		NON-CONFERENCE	0- 5		1- 2		2- 3		
1- 2	0- 0	0- 0		HOME	0- 1		1- 0		0- 1		
0- 4	0- 1	0- 0		AWAY	0- 0		0- 1		0- 2		
2- 5	0- 0	0- 0		NEUTRAL	0- 4		0- 1		2- 0		
<hr/>											
10- 1	0- 0	0- 0		CONFERENCE	0- 0		0- 0		10- 1		
5- 0	0- 0	0- 0		HOME	0- 0		0- 0		5- 0		
5- 1	0- 0	0- 0		AWAY	0- 0		0- 0		5- 1		
0- 0	0- 0	0- 0		NEUTRAL	0- 0		0- 0		0- 0		
<hr/>											
RPI S	Opponent	Score	RPI S	Opponent	Score	RPI S	Opponent	Score	RPI S	Opponent	Score
20 A	Southern California	0 3				53 H	Ole Miss	0 3	109 H	Rutgers	3 1
						58 N	Villanova	0 3	111 A	Maryland	2 3
						59 N	American	1 3	145 N	Columbia	2 3
						78 N	St. John's (NY)	0 3	154 A	George Washington	0 3
						85 N	Yale	0 3	199 H	Loyola Maryland	2 3
									223 A	Georgetown	0 3
									246 N	Hartford	3 0
									276 N	Canisius	3 0
									280 H	N.C. A&T	3 2
									296 A	Morgan St.	0 3
									296 H	Morgan St.	3 0
									304 A	Coppin St.	3 2
									304 H	Coppin St.	3 0
									312 A	UMES	3 1
									313 A	Bethune-Cookman	3 1
									315 A	Florida A&M	3 1
									316 H	N.C. Central	3 2
									322 A	Delaware St.	3 0
									330 H	Norfolk St.	3 0
<hr/>											
			LAST 10 GAMES								
			304 A	Coppin St.	3 2	304 H	Coppin St.	3 0			
			296 A	Morgan St.	0 3	296 H	Morgan St.	3 0			
			280 H	N.C. A&T	3 2	312 A	UMES	3 1			
			316 H	N.C. Central	3 2	322 A	Delaware St.	3 0			
			330 H	Norfolk St.	3 0	315 A	Florida A&M	3 1			

Non-Div. I Games:

Howard

Average RPI Win: 254		WON-LOST	WINNING	LAST 10	STRENGTH OF		OPP. STRENGTH	TEAM	ADJ	CONF.	ADJ CONF.
Average RPI Loss: 156		RECORD	PCT. RANK	GAMES	SCHEDULE		OF SCHEDULE	RPI	RPI	RPI	RPI
DIV. I ONLY		12- 13	.48 177	6-4	216		246	207	.47859 207	21	21
DIV. I NON-CONF.		6- 7	.46154 190	0	221		241	223	.46405 223	23	22
TOTALS		RPI 1-25	RPI 26-50	W-L RECORDS	RPI 51-100		RPI 101-150	RPI 150+			
12- 13	0-0		0-1	OVERALL	0-1		0-5	12-6			
3- 5	0-0		0-1	HOME	0-1		0-3	3-0			
6- 4	0-0		0-0	AWAY	0-0		0-1	6-3			
3- 4	0-0		0-0	NEUTRAL	0-0		0-1	3-3			
6- 7	0-0		0-0	NON-CONFERENCE	0-1		0-1	6-5			
1- 1	0-0		0-0	HOME	0-1		0-0	1-0			
2- 2	0-0		0-0	AWAY	0-0		0-0	2-2			
3- 4	0-0		0-0	NEUTRAL	0-0		0-1	3-3			
6- 6	0-0		0-1	CONFERENCE	0-0		0-4	6-1			
2- 4	0-0		0-1	HOME	0-0		0-3	2-0			
4- 2	0-0		0-0	AWAY	0-0		0-1	4-1			
0- 0	0-0		0-0	NEUTRAL	0-0		0-0	0-0			
RPI S	Opponent	Score	RPI S	Opponent	Score	RPI S	Opponent	Score	RPI S	Opponent	Score
			35 H SFA	0	3	53 H Ole Miss	2	3	119 A A&M-Corpus Christi	1	3
									129 H Northwestern St.	1	3
									131 N Clemson	0	3
									141 H Houston Baptist	1	3
									144 H Sam Houston St.	2	3
									157 N Omaha	1	3
									182 N Purdue Fort Wayne	2	3
									189 A Kansas St.	1	3
									197 A Southeastern La.	3	2
									222 N Sacred Heart	3	1
									223 A Georgetown	3	0
									228 N Presbyterian	1	3
									242 A SIUE	3	2
									250 A New Orleans	1	3
									253 A Lamar University	3	0
									260 H McNeese	3	2
									266 H Abilene Christian	3	0
									268 A Nicholls St.	3	0
									271 N Rider	3	2
									274 A Little Rock	1	3
									275 H Oral Roberts	3	2
									277 A Incarnate Word	3	2
									289 N Central Conn. St.	3	2
LAST 10 GAMES			197 A Southeastern La.	3	2	129 H Northwestern St.	1	3			
			268 A Nicholls St.	3	0	250 A New Orleans	1	3			
			266 H Abilene Christian	3	0	260 H McNeese	3	2			
			35 H SFA	0	3	119 A A&M-Corpus Christi	1	3			
			253 A Lamar University	3	0	277 A Incarnate Word	3	2			

Non-Div. I Games:

Central Ark.

Average RPI Win: 246		WON-LOST	WINNING	LAST 10	STRENGTH OF		OPP. STRENGTH	TEAM	ADJ		CONF.	ADJ CONF.	
Average RPI Loss: 144		RECORD	PCT. RANK	GAMES	SCHEDULE		OF SCHEDULE	RPI	RPI		RPI	RPI	
DIV. I ONLY		10- 13	.43478	207	5-5		169	249	208	.47834	208	18	18
DIV. I NON-CONF.		5- 8	.38462	236	0		140	275	217	.46921	216	15	15
TOTALS		RPI 1-25	RPI 26-50		W-L RECORDS		RPI 51-100		RPI 101-150		RPI 150+		
10- 13	0- 0	0- 2		OVERALL		0- 2		0- 4		10- 5			
7- 6	0- 0	0- 1		HOME		0- 1		0- 1		7- 3			
1- 5	0- 0	0- 1		AWAY		0- 1		0- 2		1- 1			
2- 2	0- 0	0- 0		NEUTRAL		0- 0		0- 1		2- 1			
5- 8	0- 0	0- 0		NON-CONFERENCE		0- 2		0- 2		5- 4			
3- 3	0- 0	0- 0		HOME		0- 1		0- 0		3- 2			
0- 3	0- 0	0- 0		AWAY		0- 1		0- 1		0- 1			
2- 2	0- 0	0- 0		NEUTRAL		0- 0		0- 1		2- 1			
5- 5	0- 0	0- 2		CONFERENCE		0- 0		0- 2		5- 1			
4- 3	0- 0	0- 1		HOME		0- 0		0- 1		4- 1			
1- 2	0- 0	0- 1		AWAY		0- 0		0- 1		1- 0			
0- 0	0- 0	0- 0		NEUTRAL		0- 0		0- 0		0- 0			
RPI S	Opponent	Score	RPI S	Opponent	Score	RPI S	Opponent	Score	RPI S	Opponent	Score		
			48 A	VCU	0 3	86 A	Winthrop	2 3	128 A	Liberty	0 3		
			48 H	VCU	0 3	98 H	High Point	0 3	133 N	Morehead St.	2 3		
									142 A	La Salle	1 3		
									142 H	La Salle	0 3		
									154 H	George Washington	1 3		
									171 H	UNCW	3 0		
									194 A	Charlotte	2 3		
									205 N	Virginia Tech	1 3		
									212 H	Wofford	2 3		
									216 A	Duquesne	3 0		
									216 H	Duquesne	3 1		
									227 N	Elon	3 2		
									228 H	Presbyterian	3 0		
									247 H	Fordham	3 1		
									258 H	Rhode Island	3 0		
									280 N	N.C. A&T	3 0		
									283 H	Jacksonville	1 3		
									300 H	George Mason	3 1		
									316 H	N.C. Central	3 0		
LAST 10 GAMES			300 H George Mason			3	1	258 H Rhode Island			3	0	
			154 H George Washington			1	3	247 H Fordham			3	1	
			216 A Duquesne			3	0	48 H VCU			0	3	
			142 A La Salle			1	3	142 H La Salle			0	3	
			48 A VCU			0	3	216 H Duquesne			3	1	

Non-Div. I Games:

Davidson

Average RPI Win: 169		WON-LOST RECORD	WINNING PCT. RANK		LAST 10 GAMES		STRENGTH OF SCHEDULE		OPP. STRENGTH OF SCHEDULE		TEAM RPI		ADJ RPI		CONF. RPI		ADJ CONF. RPI						
Average RPI Loss: 94																							
DIV. I ONLY		6- 15	.28571	286	0-10		91		69		209		.4783		209		4		4				
DIV. I NON-CONF.		6- 5	.54545	143	0		150		105		137		.51979		137		4		4				
TOTALS		RPI 1-25		RPI 26-50		W-L RECORDS		RPI 51-100		RPI 101-150		RPI 150+											
6- 15		0- 2		0- 2		OVERALL		0- 6		2- 1		4- 4											
1- 7		0- 1		0- 1		HOME		0- 3		0- 0		1- 2											
1- 6		0- 1		0- 1		AWAY		0- 1		1- 1		0- 2											
4- 2		0- 0		0- 0		NEUTRAL		0- 2		1- 0		3- 0											
6- 5		0- 0		0- 0		NON-CONFERENCE		0- 3		2- 1		4- 1											
1- 2		0- 0		0- 0		HOME		0- 1		0- 0		1- 1											
1- 1		0- 0		0- 0		AWAY		0- 0		1- 1		0- 0											
4- 2		0- 0		0- 0		NEUTRAL		0- 2		1- 0		3- 0											
0- 10		0- 2		0- 2		CONFERENCE		0- 3		0- 0		0- 3											
0- 5		0- 1		0- 1		HOME		0- 2		0- 0		0- 1											
0- 5		0- 1		0- 1		AWAY		0- 1		0- 0		0- 2											
0- 0		0- 0		0- 0		NEUTRAL		0- 0		0- 0		0- 0											
RPI	S	Opponent		Score		RPI	S	Opponent		Score		RPI	S	Opponent		Score							
10	A	Florida		0 3		29	H	Georgia		1 3		53	A	Ole Miss		0 3		106	A	TCU	2 3		
23	H	Missouri		1 3		44	A	South Carolina		0 3		55	N	FGCU		0 3		123	A	Western Mich.	3 0		
												57	H	Tennessee		0 3		134	N	Miami (FL)		3 1	
												68	H	New Mexico St.		0 3		154	N	George Washington		3 1	
												76	N	Michigan St.		1 3		162	H	Butler		3 2	
												77	H	Alabama		1 3		174	A	Arkansas		0 3	
																		181	A	Mississippi St.		1 3	
																		181	H	Mississippi St.		0 3	
																		214	N	IUPUI		3 0	
																		224	N	South Fla.		3 2	
																		270	H	Tennessee St.		2 3	

Non-Div. I Games:

Auburn

Average RPI Win: 228		WON-LOST RECORD		WINNING PCT. RANK		LAST 10 GAMES		STRENGTH OF SCHEDULE		OPP. STRENGTH OF SCHEDULE		TEAM RPI		ADJ RPI		CONF. RPI		ADJ CONF. RPI	
Average RPI Loss: 163		13- 14		.48148 174		3-7		229		220		212		.4766 210		19		19	
DIV. I ONLY		8- 6		.57143 134		0		227		279		194		.48599 194		13		13	
DIV. I NON-CONF.																			
TOTALS		RPI 1-25		RPI 26-50		W-L RECORDS		RPI 51-100		RPI 101-150		RPI 150+							
13- 14		0- 0		0- 2		OVERALL		0- 0		1- 3		12- 9							
8- 7		0- 0		0- 1		HOME		0- 0		1- 0		7- 6							
3- 5		0- 0		0- 1		AWAY		0- 0		0- 3		3- 1							
2- 2		0- 0		0- 0		NEUTRAL		0- 0		0- 0		2- 2							
8- 6		0- 0		0- 0		NON-CONFERENCE		0- 0		0- 1		8- 5							
5- 3		0- 0		0- 0		HOME		0- 0		0- 0		5- 3							
1- 1		0- 0		0- 0		AWAY		0- 0		0- 1		1- 0							
2- 2		0- 0		0- 0		NEUTRAL		0- 0		0- 0		2- 2							
5- 8		0- 0		0- 2		CONFERENCE		0- 0		1- 2		4- 4							
3- 4		0- 0		0- 1		HOME		0- 0		1- 0		2- 3							
2- 4		0- 0		0- 1		AWAY		0- 0		0- 2		2- 1							
0- 0		0- 0		0- 0		NEUTRAL		0- 0		0- 0		0- 0							
RPI S	Opponent	Score		RPI S	Opponent	Score		RPI S	Opponent	Score		RPI S	Opponent	Score					
				47 A	UNI	1	3					103 A	Loyola Chicago	1	3				
				47 H	UNI	0	3					112 A	Illinois St.	0	3				
												112 H	Illinois St.	3	1				
												113 A	Saint Louis	1	3				
												153 A	Bradley	3	2				
												153 H	Bradley	0	3				
												158 H	Southeast Mo. St.	3	2				
												178 H	Memphis	2	3				
												185 N	Middle Tenn.	1	3				
												185 N	Middle Tenn.	3	1				
												188 H	Evansville	0	3				
												197 H	Southeastern La.	3	1				
												200 A	Valparaiso	0	3				
												214 H	IUPUI	2	3				
												229 H	Missouri St.	3	2				
												237 N	Portland St.	0	3				
												242 H	SIUE	1	3				
												248 A	Drake	3	1				
												248 H	Drake	3	1				
												249 A	Tennessee Tech	3	2				
												254 H	UT Martin	3	2				
												265 H	Indiana St.	2	3				
												301 N	Western Ill.	3	1				
												307 H	Alabama A&M	3	1				
												320 H	Alabama St.	3	2				
LAST 10 GAMES																			
				248 A	Drake	3	1					265 H	Indiana St.	2	3				
				47 A	UNI	1	3					188 H	Evansville	0	3				
				153 H	Bradley	0	3					200 A	Valparaiso	0	3				
				112 H	Illinois St.	3	1					103 A	Loyola Chicago	1	3				
				229 H	Missouri St.	3	2					47 H	UNI	0	3				

Non-Div. I Games:

Southern Ill.

Average RPI Win:		191	WON-LOST RECORD		WINNING PCT. RANK		LAST 10 GAMES		STRENGTH OF SCHEDULE		OPP. STRENGTH OF SCHEDULE		TEAM RPI		ADJ RPI		CONF. RPI		ADJ CONF. RPI	
Average RPI Loss:		127																		
DIV. I ONLY			5- 14		.26316 293		3-7		61		164		213		.47551 211		12		12	
DIV. I NON-CONF.			2- 7		.22222 293		0		60		130		209		.47658 208		18		18	
TOTALS		RPI 1-25		RPI 26-50		W-L RECORDS		RPI 51-100		RPI 101-150		RPI 150+								
5- 14		0- 0		0- 2		OVERALL		1- 4		0- 4		4- 4								
4- 6		0- 0		0- 0		HOME		1- 2		0- 2		3- 2								
1- 6		0- 0		0- 1		AWAY		0- 2		0- 1		1- 2								
0- 2		0- 0		0- 1		NEUTRAL		0- 0		0- 1		0- 0								
2- 7		0- 0		0- 2		NON-CONFERENCE		0- 1		0- 3		2- 1								
2- 3		0- 0		0- 0		HOME		0- 1		0- 2		2- 0								
0- 2		0- 0		0- 1		AWAY		0- 0		0- 0		0- 1								
0- 2		0- 0		0- 1		NEUTRAL		0- 0		0- 1		0- 0								
3- 7		0- 0		0- 0		CONFERENCE		1- 3		0- 1		2- 3								
2- 3		0- 0		0- 0		HOME		1- 1		0- 0		1- 2								
1- 4		0- 0		0- 0		AWAY		0- 2		0- 1		1- 1								
0- 0		0- 0		0- 0		NEUTRAL		0- 0		0- 0		0- 0								
RPI S	Opponent	Score		RPI S	Opponent	Score		RPI S	Opponent	Score		RPI S	Opponent	Score						
				26 A	UC Santa Barbara	1	3	70 H	Colgate	1	3	102 H	Boston College	2	3					
				33 N	San Diego	0	3	80 H	Princeton	0	3	110 H	Syracuse	1	3					
								85 A	Yale	0	3	142 N	La Salle	0	3					
								85 H	Yale	3	1	145 A	Columbia	0	3					
								95 A	Cornell	1	3	186 A	Brown	3	0					
												186 H	Brown	2	3					
												195 A	Northeastern	1	3					
												204 H	Penn	3	1					
												222 H	Sacred Heart	3	2					
												257 A	Dartmouth	0	3					
												257 H	Dartmouth	2	3					
												258 H	Rhode Island	3	1					
				LAST 10 GAMES																
				85 H	Yale	3	1	95 A	Cornell	1	3									
				186 H	Brown	2	3	145 A	Columbia	0	3									
				257 A	Dartmouth	0	3	186 A	Brown	3	0									
				204 H	Penn	3	1	85 A	Yale	0	3									
				80 H	Princeton	0	3	257 H	Dartmouth	2	3									

Non-Div. I Games:

Harvard

Average RPI Win: 273		WON-LOST RECORD	WINNING PCT. RANK		LAST 10 GAMES	STRENGTH OF SCHEDULE		OPP. STRENGTH OF SCHEDULE		TEAM RPI	ADJ RPI		CONF. RPI	ADJ CONF. RPI	
Average RPI Loss: 140															
DIV. I ONLY		13- 13	.5	155	5-5	238		258		211	.4754	212	25	25	
DIV. I NON-CONF.		7- 7	.5	163	0	216		229		208	.47713	207	26	26	
TOTALS		RPI 1-25	RPI 26-50		W-L RECORDS		RPI 51-100		RPI 101-150		RPI 150+				
13- 13	0- 0	0- 1		OVERALL		0- 4		0- 3		13- 5					
8- 1	0- 0	0- 0		HOME		0- 1		0- 0		8- 0					
4- 7	0- 0	0- 0		AWAY		0- 2		0- 2		4- 3					
1- 5	0- 0	0- 1		NEUTRAL		0- 1		0- 1		1- 2					
7- 7	0- 0	0- 1		NON-CONFERENCE		0- 1		0- 3		7- 2					
4- 0	0- 0	0- 0		HOME		0- 0		0- 0		4- 0					
2- 2	0- 0	0- 0		AWAY		0- 0		0- 2		2- 0					
1- 5	0- 0	0- 1		NEUTRAL		0- 1		0- 1		1- 2					
6- 6	0- 0	0- 0		CONFERENCE		0- 3		0- 0		6- 3					
4- 1	0- 0	0- 0		HOME		0- 1		0- 0		4- 0					
2- 5	0- 0	0- 0		AWAY		0- 2		0- 0		2- 3					
0- 0	0- 0	0- 0		NEUTRAL		0- 0		0- 0		0- 0					
RPI	S	Opponent	Score	RPI	S	Opponent	Score	RPI	S	Opponent	Score	RPI	S	Opponent	Score
				29	N	Georgia	0 3	73	A	Samford	1 3	105	N	Kennesaw St.	0 3
								73	H	Samford	1 3	120	A	Duke	1 3
								98	N	High Point	0 3	131	A	Clemson	0 3
								99	A	ETSU	2 3	171	N	UNCW	2 3
												191	A	Western Caro.	1 3
												198	N	Appalachian St.	0 3
												208	A	Davidson	3 2
												228	H	Presbyterian	3 0
												234	A	Mercer	0 3
												234	H	Mercer	3 1
												261	A	Furman	3 0
												261	H	Furman	3 1
												278	A	UNC Greensboro	3 1
												278	H	UNC Greensboro	3 0
												280	H	N.C. A&T	3 1
												283	N	Jacksonville	3 1
												294	A	The Citadel	1 3
												302	H	Chattanooga	3 2
												307	H	Alabama A&M	3 1
												309	H	Gardner-Webb	3 1
												316	A	N.C. Central	3 0
				LAST 10 GAMES											
				261	H	Furman	3 1	294	A	The Citadel	1 3				
				278	H	UNC Greensboro	3 0	191	A	Western Caro.	1 3				
				73	A	Samford	1 3	99	A	ETSU	2 3				
				234	A	Mercer	0 3	278	A	UNC Greensboro	3 1				
				302	H	Chattanooga	3 2	261	A	Furman	3 0				

Non-Div. I Games:

Wofford

Average RPI Win: 258		WON-LOST	WINNING	LAST 10	STRENGTH OF		OPP. STRENGTH	TEAM	ADJ		CONF.	ADJ CONF.
Average RPI Loss: 134		RECORD	PCT. RANK	GAMES	SCHEDULE		OF SCHEDULE	RPI	RPI		RPI	RPI
DIV. I ONLY		12- 11	.52174	145	3-7		261	227	210		.47471	213
DIV. I NON-CONF.		8- 3	.72727	60	0		326	263	222		.46437	222
TOTALS		RPI 1-25	RPI 26-50		W-L RECORDS		RPI 51-100		RPI 101-150		RPI 150+	
12- 11	0- 0	0- 2		OVERALL		1- 2		0- 3		11- 4		
4- 5	0- 0	0- 1		HOME		0- 1		0- 2		4- 1		
4- 5	0- 0	0- 1		AWAY		1- 1		0- 0		3- 3		
4- 1	0- 0	0- 0		NEUTRAL		0- 0		0- 1		4- 0		
8- 3	0- 0	0- 0		NON-CONFERENCE		0- 1		0- 2		8- 0		
2- 1	0- 0	0- 0		HOME		0- 0		0- 1		2- 0		
2- 1	0- 0	0- 0		AWAY		0- 1		0- 0		2- 0		
4- 1	0- 0	0- 0		NEUTRAL		0- 0		0- 1		4- 0		
4- 8	0- 0	0- 2		CONFERENCE		1- 1		0- 1		3- 4		
2- 4	0- 0	0- 1		HOME		0- 1		0- 1		2- 1		
2- 4	0- 0	0- 1		AWAY		1- 0		0- 0		1- 3		
0- 0	0- 0	0- 0		NEUTRAL		0- 0		0- 0		0- 0		
RPI S	Opponent	Score	RPI S	Opponent	Score	RPI S	Opponent	Score	RPI S	Opponent	Score	
			42 A Towson	0	3	58 A Villanova	0	3	125 H Hofstra	0	3	
			42 H Towson	0	3	62 A James Madison	3	1	126 H West Virginia	1	3	
						62 H James Madison	0	3	142 N La Salle	1	3	
									171 A UNCW	0	3	
									171 H UNCW	3	2	
									195 H Northeastern	0	3	
									227 A Elon	2	3	
									235 N Northern Ill.	3	0	
									252 A Col. of Charleston	3	1	
									252 H Col. of Charleston	3	0	
									277 A Incarnate Word	3	2	
									281 A William & Mary	0	3	
									297 N Niagara	3	1	
									299 A UMBC	3	1	
									300 N George Mason	3	0	
									304 H Coppin St.	3	0	
									323 N Saint Francis (PA)	3	0	
									325 H Binghamton	3	0	
			LAST 10 GAMES									
			42 A Towson	0	3	125 H Hofstra	0	3				
			62 H James Madison	0	3	281 A William & Mary	0	3				
			252 A Col. of Charleston	3	1	227 A Elon	2	3				
			171 A UNCW	0	3	62 A James Madison	3	1				
			195 H Northeastern	0	3	252 H Col. of Charleston	3	0				

Non-Div. I Games:

Delaware

I
U
P
U
I

IUPUI		Through Games Of Through Nov. 3										
Average RPI Win:	190	WON-LOST RECORD	WINNING PCT. RANK	LAST 10 GAMES	STRENGTH OF SCHEDULE	OPP. STRENGTH OF SCHEDULE	TEAM RPI	ADJ RPI	CONF. RPI	ADJ CONF. RPI		
Average RPI Loss:	108											
DIV. I ONLY	6- 19	.24	299	0-10	56	138	214	.47454	214	6	6	
DIV. I NON-CONF.	4- 9	.30769	265	0	133	209	230	.45931	230	6	7	
TOTALS	RPI 1-25	RPI 26-50		W-L RECORDS		RPI 51-100		RPI 101-150		RPI 150+		
6- 19	0- 0	0- 4		OVERALL		0- 8		2- 1		4- 6		
3- 7	0- 0	0- 2		HOME		0- 3		2- 0		1- 2		
2- 8	0- 0	0- 2		AWAY		0- 4		0- 1		2- 1		
1- 4	0- 0	0- 0		NEUTRAL		0- 1		0- 0		1- 3		
4- 9	0- 0	0- 1		NON-CONFERENCE		0- 2		0- 1		4- 5		
1- 2	0- 0	0- 1		HOME		0- 0		0- 0		1- 1		
2- 3	0- 0	0- 0		AWAY		0- 1		0- 1		2- 1		
1- 4	0- 0	0- 0		NEUTRAL		0- 1		0- 0		1- 3		
2- 10	0- 0	0- 3		CONFERENCE		0- 6		2- 0		0- 1		
2- 5	0- 0	0- 1		HOME		0- 3		2- 0		0- 1		
0- 5	0- 0	0- 2		AWAY		0- 3		0- 0		0- 0		
0- 0	0- 0	0- 0		NEUTRAL		0- 0		0- 0		0- 0		
RPI S	Opponent	Score	RPI S	Opponent	Score	RPI S	Opponent	Score	RPI S	Opponent	Score	
			38 H	South Dakota	1 3	52 A	Milwaukee	0 3	123 A	Western Mich.	2 3	
			45 A	Wright St.	0 3	52 H	Milwaukee	1 3	124 H	Oakland	3 0	
			45 H	Wright St.	1 3	64 A	Georgia Tech	0 3	139 H	Cleveland St.	3 2	
			46 A	Green Bay	2 3	67 A	Northern Ky.	0 3	166 H	Murray St.	3 2	
						67 H	Northern Ky.	0 3	168 N	Lipscomb	2 3	
						76 N	Michigan St.	1 3	178 N	Memphis	0 3	
						83 A	UIC	1 3	182 A	Purdue Fort Wayne	3 1	
						83 H	UIC	2 3	196 H	Youngstown St.	2 3	
									200 H	Valparaiso	1 3	
									209 N	Auburn	0 3	
									210 A	Southern Ill.	3 2	
									265 A	Indiana St.	0 3	
									320 N	Alabama St.	3 1	
LAST 10 GAMES												
			52 H	Milwaukee	1 3	52 A	Milwaukee	0 3				
			83 H	UIC	2 3	46 A	Green Bay	2 3				
			67 H	Northern Ky.	0 3	196 H	Youngstown St.	2 3				
			45 H	Wright St.	1 3	67 A	Northern Ky.	0 3				
			83 A	UIC	1 3	45 A	Wright St.	0 3				

I
U
P
U
I

Non-Div. I Games:

IUPUI

Average RPI Win: 268		WON-LOST RECORD		WINNING PCT. RANK		LAST 10 GAMES		STRENGTH OF SCHEDULE		OPP. STRENGTH OF SCHEDULE		TEAM RPI		ADJ RPI		CONF. RPI		ADJ CONF. RPI	
DIV. I ONLY		9- 13		.40909 224		6-4		170		212		215		.4743 215		28		28	
DIV. I NON-CONF.		5- 10		.33333 255		2-1		79		131		180		.49395 180		27		27	
TOTALS		RPI 1-25		RPI 26-50		W-L RECORDS		RPI 51-100		RPI 101-150		RPI 150+							
9- 13		0- 0		0- 2		OVERALL		0- 6		1- 2		8- 3							
4- 2		0- 0		0- 0		HOME		0- 0		0- 1		4- 1							
4- 5		0- 0		0- 1		AWAY		0- 2		1- 0		3- 2							
1- 6		0- 0		0- 1		NEUTRAL		0- 4		0- 1		1- 0							
5- 10		0- 0		0- 2		NON-CONFERENCE		0- 6		1- 2		4- 0							
1- 1		0- 0		0- 0		HOME		0- 0		0- 1		1- 0							
3- 3		0- 0		0- 1		AWAY		0- 2		1- 0		2- 0							
1- 6		0- 0		0- 1		NEUTRAL		0- 4		0- 1		1- 0							
4- 3		0- 0		0- 0		CONFERENCE		0- 0		0- 0		4- 3							
3- 1		0- 0		0- 0		HOME		0- 0		0- 0		3- 1							
1- 2		0- 0		0- 0		AWAY		0- 0		0- 0		1- 2							
0- 0		0- 0		0- 0		NEUTRAL		0- 0		0- 0		0- 0							
RPI S	Opponent	Score		RPI S	Opponent	Score		RPI S	Opponent	Score		RPI S	Opponent	Score					
				32 A	Florida St.	0	3	62 A	James Madison	0	3	114 N	Army West Point	0	3				
				37 N	Washington St.	0	3	67 N	Northern Ky.	0	3	125 H	Hofstra	1	3				
								78 N	St. John's (NY)	0	3	145 A	Columbia	3	1				
								84 N	Iowa	1	3	183 A	New Hampshire	0	3				
								85 A	Yale	0	3	192 H	Albany (NY)	2	3				
								90 N	Marshall	0	3	222 N	Sacred Heart	3	2				
												223 A	Georgetown	3	2				
												246 A	Hartford	1	3				
												246 H	Hartford	3	1				
												299 H	UMBC	3	0				
												308 H	St. Francis Brooklyn	3	1				
												315 A	Florida A&M	3	1				
												325 A	Binghamton	3	0				
												325 H	Binghamton	3	0				
				LAST 10 GAMES															
				325 H	Binghamton	3	0	325 A	Binghamton	3	0								
				246 H	Hartford	3	1	145 A	Columbia	3	1								
				183 A	New Hampshire	0	3	246 A	Hartford	1	3								
				299 H	UMBC	3	0	114 N	Army West Point	0	3								
				192 H	Albany (NY)	2	3	222 N	Sacred Heart	3	2								

Non-Div. I Games:

Stony Brook

D
u
q
u
e
s
n
e

Duquesne					Through Games Of Through Nov. 3									
Average RPI Win:		252	WON-LOST	WINNING	LAST 10	STRENGTH OF		OPP. STRENGTH	TEAM	ADJ	CONF.	ADJ CONF.		
Average RPI Loss:		130	RECORD	PCT. RANK	GAMES	SCHEDULE		OF SCHEDULE	RPI	RPI	RPI	RPI		
DIV. I ONLY			10- 14	.41667 220	4-6	186		198	216	.47407 216	18	18		
DIV. I NON-CONF.			6- 7	.46154 190	0	110		202	157	.50602 157	15	15		

TOTALS		RPI 1-25	RPI 26-50		W-L RECORDS		RPI 51-100		RPI 101-150		RPI 150+			
10- 14		0- 1	0- 4		OVERALL		0- 0		1- 1		9- 8			
1- 4		0- 0	0- 2		HOME		0- 0		0- 0		1- 2			
3- 9		0- 1	0- 1		AWAY		0- 0		1- 1		2- 6			
6- 1		0- 0	0- 1		NEUTRAL		0- 0		0- 0		6- 0			
6- 7		0- 1	0- 2		NON-CONFERENCE		0- 0		0- 1		6- 3			
0- 1		0- 0	0- 1		HOME		0- 0		0- 0		0- 0			
0- 5		0- 1	0- 0		AWAY		0- 0		0- 1		0- 3			
6- 1		0- 0	0- 1		NEUTRAL		0- 0		0- 0		6- 0			
4- 7		0- 0	0- 2		CONFERENCE		0- 0		1- 0		3- 5			
1- 3		0- 0	0- 1		HOME		0- 0		0- 0		1- 2			
3- 4		0- 0	0- 1		AWAY		0- 0		1- 0		2- 3			
0- 0		0- 0	0- 0		NEUTRAL		0- 0		0- 0		0- 0			
RPI S	Opponent		Score		RPI S	Opponent		Score		RPI S	Opponent		Score	
4 A	Pittsburgh		0	3	46 H	Green Bay		2	3	126 A	West Virginia		0	3
					48 A	VCU		0	3	142 A	La Salle		3	2
					48 H	VCU		0	3	152 N	Navy		3	2
					50 N	Ohio St.		0	3	154 A	George Washington		0	3
										154 H	George Washington		0	3
										156 A	Robert Morris		0	3
										171 A	UNCW		0	3
										204 A	Penn		0	3
										208 A	Davidson		1	3
										208 H	Davidson		0	3
										247 A	Fordham		1	3
										251 N	North Florida		3	0
										255 N	Charleston So.		3	1
										258 A	Rhode Island		3	0
										269 N	Chicago St.		3	1
										284 N	Eastern Ky.		3	1
										300 A	George Mason		3	1
										300 H	George Mason		3	0
										308 N	St. Francis Brooklyn		3	1
					LAST 10 GAMES									
					258 A	Rhode Island		3	0	300 A	George Mason		3	1
					247 A	Fordham		1	3	142 A	La Salle		3	2
					208 H	Davidson		0	3	300 H	George Mason		3	0
					48 H	VCU		0	3	154 H	George Washington		0	3
					154 A	George Washington		0	3	48 A	VCU		0	3

Non-Div. I Games:

Duquesne

D
u
q
u
e
s
n
e

Average RPI Win: 215		WON-LOST RECORD		WINNING PCT. RANK		LAST 10 GAMES		STRENGTH OF SCHEDULE		OPP. STRENGTH OF SCHEDULE		TEAM RPI		ADJ RPI		CONF. RPI		ADJ CONF. RPI	
Average RPI Loss: 161																			
DIV. I ONLY		12- 12		.5 155		4-6		267		178		217		.47391 217		23		23	
DIV. I NON-CONF.		7- 5		.58333 116		0		240		144		178		.49594 177		20		20	
TOTALS		RPI 1-25		RPI 26-50		W-L RECORDS		RPI 51-100		RPI 101-150		RPI 150+							
12- 12		0- 0		0- 0		OVERALL		0- 3		3- 3		9- 6							
5- 3		0- 0		0- 0		HOME		0- 1		2- 0		3- 2							
3- 7		0- 0		0- 0		AWAY		0- 2		0- 2		3- 3							
4- 2		0- 0		0- 0		NEUTRAL		0- 0		1- 1		3- 1							
7- 5		0- 0		0- 0		NON-CONFERENCE		0- 2		2- 2		5- 1							
2- 1		0- 0		0- 0		HOME		0- 1		1- 0		1- 0							
1- 2		0- 0		0- 0		AWAY		0- 1		0- 1		1- 0							
4- 2		0- 0		0- 0		NEUTRAL		0- 0		1- 1		3- 1							
5- 7		0- 0		0- 0		CONFERENCE		0- 1		1- 1		4- 5							
3- 2		0- 0		0- 0		HOME		0- 0		1- 0		2- 2							
2- 5		0- 0		0- 0		AWAY		0- 1		0- 1		2- 3							
0- 0		0- 0		0- 0		NEUTRAL		0- 0		0- 0		0- 0							
RPI S	Opponent	Score		RPI S	Opponent	Score		RPI S	Opponent	Score		RPI S	Opponent	Score					
								89 A	Fla. Atlantic	0	3	102 N	Boston College	0	3				
								92 H	Boise St.	0	3	104 A	Weber St.	1	3				
								100 A	Northern Colo.	0	3	104 H	Weber St.	3	2				
												115 H	Saint Mary's (CA)	3	2				
												147 A	Nevada	2	3				
												149 N	Xavier	3	0				
												151 H	Northern Ariz.	1	3				
												169 A	Sacramento St.	3	2				
												175 A	Idaho	1	3				
												179 N	California Baptist	0	3				
												185 H	Middle Tenn.	3	0				
												221 N	Eastern Mich.	3	0				
												225 H	Montana St.	3	1				
												237 A	Portland St.	2	3				
												244 N	Gonzaga	3	0				
												272 A	Idaho St.	3	2				
												272 H	Idaho St.	0	3				
												282 A	Eastern Wash.	2	3				
												291 H	Montana	3	1				
												295 A	Utah St.	3	2				
												313 N	Bethune-Cookman	3	0				
LAST 10 GAMES																			
								272 A	Idaho St.	3	2	282 A	Eastern Wash.	2	3				
								104 A	Weber St.	1	3	225 H	Montana St.	3	1				
								100 A	Northern Colo.	0	3	291 H	Montana	3	1				
								151 H	Northern Ariz.	1	3	237 A	Portland St.	2	3				
								175 A	Idaho	1	3	169 A	Sacramento St.	3	2				

Non-Div. I Games:

Southern Utah

D
e
P
a
u
l

DePaul				Through Games Of Through Nov. 3								
Average RPI Win: 237		WON-LOST RECORD	WINNING PCT. RANK	LAST 10 GAMES	STRENGTH OF SCHEDULE	OPP. STRENGTH OF SCHEDULE	TEAM RPI	ADJ RPI	CONF. RPI	ADJ CONF. RPI		
Average RPI Loss: 114												
DIV. I ONLY		11- 13	.45833 195	3-7	245	126	218	.47352 218	11	11		
DIV. I NON-CONF.		8- 4	.66667 87	0	203	176	125	.52712 126	10	10		
TOTALS		RPI 1-25	RPI 26-50		W-L RECORDS		RPI 51-100		RPI 101-150		RPI 150+	
11- 13	0- 1	0- 0		OVERALL		0- 5		1- 4		10- 3		
5- 7	0- 1	0- 0		HOME		0- 3		1- 2		4- 1		
3- 5	0- 0	0- 0		AWAY		0- 2		0- 1		3- 2		
3- 1	0- 0	0- 0		NEUTRAL		0- 0		0- 1		3- 0		
8- 4	0- 0	0- 0		NON-CONFERENCE		0- 2		1- 2		7- 0		
3- 3	0- 0	0- 0		HOME		0- 2		1- 1		2- 0		
2- 0	0- 0	0- 0		AWAY		0- 0		0- 0		2- 0		
3- 1	0- 0	0- 0		NEUTRAL		0- 0		0- 1		3- 0		
3- 9	0- 1	0- 0		CONFERENCE		0- 3		0- 2		3- 3		
2- 4	0- 1	0- 0		HOME		0- 1		0- 1		2- 1		
1- 5	0- 0	0- 0		AWAY		0- 2		0- 1		1- 2		
0- 0	0- 0	0- 0		NEUTRAL		0- 0		0- 0		0- 0		
RPI S	Opponent	Score	RPI S	Opponent	Score	RPI S	Opponent	Score	RPI S	Opponent	Score	
19 H	Creighton	0 3				58 A	Villanova	1 3	103 H	Loyola Chicago	1 3	
						78 A	St. John's (NY)	1 3	107 H	Central Mich.	3 1	
						78 H	St. John's (NY)	1 3	124 N	Oakland	1 3	
						83 H	UIC	0 3	149 A	Xavier	1 3	
						88 H	Northwestern	0 3	149 H	Xavier	2 3	
									153 A	Bradley	3 1	
									158 N	Southeast Mo. St.	3 2	
									162 A	Butler	2 3	
									162 H	Butler	2 3	
									200 H	Valparaiso	3 0	
									223 A	Georgetown	2 3	
									229 A	Missouri St.	3 2	
									283 N	Jacksonville	3 1	
									285 A	Seton Hall	3 1	
									285 H	Seton Hall	3 1	
									293 H	Providence	3 1	
									298 H	Holy Cross	3 1	
									311 N	Belmont	3 1	
			LAST 10 GAMES									
			149 A	Xavier	1 3	223 A	Georgetown	2 3				
			162 H	Butler	2 3	293 H	Providence	3 1				
			78 A	St. John's (NY)	1 3	19 H	Creighton	0 3				
			285 A	Seton Hall	3 1	162 A	Butler	2 3				
			58 A	Villanova	1 3	285 H	Seton Hall	3 1				

D
e
P
a
u
l

Non-Div. I Games:

DePaul

Average RPI Win: 250		WON-LOST RECORD	WINNING PCT. RANK	LAST 10 GAMES	STRENGTH OF SCHEDULE	OPP. STRENGTH OF SCHEDULE	TEAM RPI	ADJ RPI	CONF. RPI	ADJ CONF. RPI	
Average RPI Loss: 141											
DIV. I ONLY		10- 12	.45455 199	8-2	208	252	219	.47334 219	24	24	
DIV. I NON-CONF.		3- 7	.3 269	1-0	208	195	266	.43225 266	24	24	
TOTALS		RPI 1-25	RPI 26-50		W-L RECORDS		RPI 51-100		RPI 101-150		RPI 150+
10- 12	0- 0		0- 0		OVERALL		0- 4		1- 3		9- 5
5- 2	0- 0		0- 0		HOME		0- 1		0- 0		5- 1
3- 7	0- 0		0- 0		AWAY		0- 2		1- 1		2- 4
2- 3	0- 0		0- 0		NEUTRAL		0- 1		0- 2		2- 0
3- 7	0- 0		0- 0		NON-CONFERENCE		0- 2		0- 2		3- 3
1- 0	0- 0		0- 0		HOME		0- 0		0- 0		1- 0
0- 4	0- 0		0- 0		AWAY		0- 1		0- 0		0- 3
2- 3	0- 0		0- 0		NEUTRAL		0- 1		0- 2		2- 0
7- 5	0- 0		0- 0		CONFERENCE		0- 2		1- 1		6- 2
4- 2	0- 0		0- 0		HOME		0- 1		0- 0		4- 1
3- 3	0- 0		0- 0		AWAY		0- 1		1- 1		2- 1
0- 0	0- 0		0- 0		NEUTRAL		0- 0		0- 0		0- 0
RPI S	Opponent	Score	RPI S	Opponent	Score	RPI S	Opponent	Score	RPI S	Opponent	Score
						55 A	FGCU	0 3	105 A	Kennesaw St.	0 3
						55 H	FGCU	1 3	125 N	Hofstra	2 3
						89 A	Fla. Atlantic	1 3	128 A	Liberty	3 2
						91 N	Indiana	1 3	144 N	Sam Houston St.	1 3
									160 A	Jacksonville St.	1 3
									168 A	Lipscomb	3 2
									168 H	Lipscomb	2 3
									181 N	Mississippi St.	3 2
									187 A	FIU	1 3
									224 A	South Fla.	0 3
									251 A	North Florida	3 2
									251 H	North Florida	3 1
									283 A	Jacksonville	1 3
									283 H	Jacksonville	3 0
									297 N	Niagara	3 0
									305 H	North Ala.	3 0
									313 H	Bethune-Cookman	3 0
									319 H	NJIT	3 0
LAST 10 GAMES											
			55 A	FGCU	0 3	319 H	NJIT	3 0			
			283 H	Jacksonville	3 0	128 A	Liberty	3 2			
			168 A	Lipscomb	3 2	251 H	North Florida	3 1			
			251 A	North Florida	3 2	313 H	Bethune-Cookman	3 0			
			305 H	North Ala.	3 0	55 H	FGCU	1 3			

Non-Div. I Games:

Stetson

Average RPI Win: 247		WON-LOST	WINNING	LAST 10	STRENGTH OF		OPP. STRENGTH	TEAM	ADJ	CONF.	ADJ CONF.
Average RPI Loss: 113		RECORD	PCT. RANK	GAMES	SCHEDULE		OF SCHEDULE	RPI	RPI	RPI	RPI
DIV. I ONLY		9- 17	.34615 265	5-5	144		151	221	.46981 220	26	26
DIV. I NON-CONF.		2- 12	.14286 310	0	57		64	221	.467 221	25	25
TOTALS		RPI 1-25	RPI 26-50	W-L RECORDS	RPI 51-100		RPI 101-150	RPI 150+			
9- 17	0- 1		0- 4	OVERALL	1- 2		0- 5	8- 5			
5- 2	0- 0		0- 0	HOME	0- 0		0- 0	5- 2			
2- 8	0- 1		0- 1	AWAY	0- 1		0- 3	2- 2			
2- 7	0- 0		0- 3	NEUTRAL	1- 1		0- 2	1- 1			
2- 12	0- 1		0- 4	NON-CONFERENCE	1- 2		0- 4	1- 1			
0- 0	0- 0		0- 0	HOME	0- 0		0- 0	0- 0			
0- 5	0- 1		0- 1	AWAY	0- 1		0- 2	0- 0			
2- 7	0- 0		0- 3	NEUTRAL	1- 1		0- 2	1- 1			
7- 5	0- 0		0- 0	CONFERENCE	0- 0		0- 1	7- 4			
5- 2	0- 0		0- 0	HOME	0- 0		0- 0	5- 2			
2- 3	0- 0		0- 0	AWAY	0- 0		0- 1	2- 2			
0- 0	0- 0		0- 0	NEUTRAL	0- 0		0- 0	0- 0			
RPI S	Opponent	Score	RPI S	Opponent	Score	RPI S	Opponent	Score	RPI S	Opponent	Score
23 A	Missouri	0 3	27 A	Western Ky.	0 3	65 N	Texas Tech	3 1	111 N	Maryland	0 3
			35 N	SFA	0 3	88 A	Northwestern	1 3	117 N	UMKC	1 3
			45 N	Wright St.	0 3	92 N	Boise St.	1 3	133 A	Morehead St.	1 3
			47 N	UNI	1 3				135 A	Ball St.	0 3
									150 A	NC State	0 3
									158 H	Southeast Mo. St.	2 3
									160 A	Jacksonville St.	0 3
									166 H	Murray St.	1 3
									189 N	Kansas St.	1 3
									229 N	Missouri St.	3 2
									242 A	SIUE	3 1
									242 H	SIUE	3 2
									249 A	Tennessee Tech	1 3
									254 H	UT Martin	3 1
									270 H	Tennessee St.	3 0
									306 A	Eastern Ill.	3 0
									306 H	Eastern Ill.	3 1
									311 H	Belmont	3 0
			LAST 10 GAMES								
			242 H	SIUE	3 2	270 H	Tennessee St.	3 0			
			306 H	Eastern Ill.	3 1	133 A	Morehead St.	1 3			
			160 A	Jacksonville St.	0 3	166 H	Murray St.	1 3			
			249 A	Tennessee Tech	1 3	254 H	UT Martin	3 1			
			311 H	Belmont	3 0	158 H	Southeast Mo. St.	2 3			

Non-Div. I Games:

Austin Peay

Average RPI Win:		221	WON-LOST RECORD		WINNING PCT. RANK		LAST 10 GAMES		STRENGTH OF SCHEDULE		OPP. STRENGTH OF SCHEDULE		TEAM RPI		ADJ RPI		CONF. RPI		ADJ CONF. RPI	
DIV. I ONLY			9- 15		.375	242	4-6		174		147		222		.46956	221	13		13	
DIV. I NON-CONF.			5- 7		.41667	221	0		171		172		211		.47548	210	14		14	
TOTALS		RPI 1-25		RPI 26-50		W-L RECORDS		RPI 51-100		RPI 101-150		RPI 150+								
9- 15		0- 1		0- 1		OVERALL		0- 2		2- 6		7- 5								
5- 5		0- 0		0- 0		HOME		0- 0		1- 4		4- 1								
1- 7		0- 1		0- 1		AWAY		0- 2		0- 1		1- 2								
3- 3		0- 0		0- 0		NEUTRAL		0- 0		1- 1		2- 2								
5- 7		0- 1		0- 1		NON-CONFERENCE		0- 0		1- 1		4- 4								
1- 1		0- 0		0- 0		HOME		0- 0		0- 0		1- 1								
1- 3		0- 1		0- 1		AWAY		0- 0		0- 0		1- 1								
3- 3		0- 0		0- 0		NEUTRAL		0- 0		1- 1		2- 2								
4- 8		0- 0		0- 0		CONFERENCE		0- 2		1- 5		3- 1								
4- 4		0- 0		0- 0		HOME		0- 0		1- 4		3- 0								
0- 4		0- 0		0- 0		AWAY		0- 2		0- 1		0- 1								
0- 0		0- 0		0- 0		NEUTRAL		0- 0		0- 0		0- 0								
RPI	S	Opponent		Score		RPI	S	Opponent		Score		RPI	S	Opponent		Score				
21	A	Purdue		1	3	39	A	Michigan		0	3	75	A	Bowling Green		2	3			
												96	A	Miami (OH)		1	3			
												107	H	Central Mich.		1	3			
												116	H	Akron		1	3			
												119	N	A&M-Corpus Christi		3	0			
												123	A	Western Mich.		0	3			
												123	H	Western Mich.		1	3			
												135	H	Ball St.		2	3			
												143	H	Ohio		3	1			
												149	N	Xavier		1	3			
												152	H	Navy		2	3			
												166	N	Murray St.		0	3			
												177	A	Louisiana		0	3			
												182	H	Purdue Fort Wayne		3	1			
												184	H	Buffalo		3	0			
												217	N	Southern Utah		0	3			
												235	A	Northern Ill.		1	3			
												235	H	Northern Ill.		3	0			
												256	H	Toledo		3	1			
												260	N	McNeese		3	0			
												295	A	Utah St.		3	2			
												315	N	Florida A&M		3	1			
LAST 10 GAMES																				
						123	H	Western Mich.		1	3	96	A	Miami (OH)		1	3			
						235	H	Northern Ill.		3	0	135	H	Ball St.		2	3			
						116	H	Akron		1	3	256	H	Toledo		3	1			
						184	H	Buffalo		3	0	143	H	Ohio		3	1			
						75	A	Bowling Green		2	3	107	H	Central Mich.		1	3			

Non-Div. I Games:

Eastern Mich.

Average RPI Win: 287		WON-LOST RECORD		WINNING PCT. RANK		LAST 10 GAMES		STRENGTH OF SCHEDULE		OPP. STRENGTH OF SCHEDULE		TEAM RPI		ADJ RPI		CONF. RPI		ADJ CONF. RPI	
Average RPI Loss: 169		14- 11		.56 124		8-2		279		299		223		.46855 222		30		30	
DIV. I ONLY		14- 11		.56 124		8-2		279		299		223		.46855 222		30		30	
DIV. I NON-CONF.		5- 8		.38462 236		1-0		195		215		238		.45583 238		30		30	
TOTALS		RPI 1-25		RPI 26-50		W-L RECORDS		RPI 51-100		RPI 101-150		RPI 150+							
14- 11		0- 0		0- 0		OVERALL		0- 2		0- 2		14- 7							
7- 2		0- 0		0- 0		HOME		0- 0		0- 1		7- 1							
5- 6		0- 0		0- 0		AWAY		0- 1		0- 1		5- 4							
2- 3		0- 0		0- 0		NEUTRAL		0- 1		0- 0		2- 2							
5- 8		0- 0		0- 0		NON-CONFERENCE		0- 2		0- 2		5- 4							
2- 1		0- 0		0- 0		HOME		0- 0		0- 1		2- 0							
1- 4		0- 0		0- 0		AWAY		0- 1		0- 1		1- 2							
2- 3		0- 0		0- 0		NEUTRAL		0- 1		0- 0		2- 2							
9- 3		0- 0		0- 0		CONFERENCE		0- 0		0- 0		9- 3							
5- 1		0- 0		0- 0		HOME		0- 0		0- 0		5- 1							
4- 2		0- 0		0- 0		AWAY		0- 0		0- 0		4- 2							
0- 0		0- 0		0- 0		NEUTRAL		0- 0		0- 0		0- 0							
RPI	S	Opponent	Score	RPI	S	Opponent	Score	RPI	S	Opponent	Score	RPI	S	Opponent	Score				
								70	N	Colgate	2 3	114	A	Army West Point	0 3				
								85	A	Yale	0 3	146	H	Fairfield	1 3				
												156	A	Robert Morris	1 3				
												156	H	Robert Morris	1 3				
												195	H	Northeastern	3 0				
												207	N	Central Ark.	1 3				
												211	A	Harvard	2 3				
												215	N	Stony Brook	2 3				
												223	A	Georgetown	2 3				
												240	A	Bryant	3 0				
												246	A	Hartford	3 2				
												258	N	Rhode Island	3 2				
												271	N	Rider	3 1				
												279	A	LIU Brooklyn	2 3				
												279	H	LIU Brooklyn	3 0				
												289	H	Central Conn. St.	3 1				
												308	A	St. Francis Brooklyn	3 2				
												308	H	St. Francis Brooklyn	3 0				
												319	H	NJIT	3 0				
												323	A	Saint Francis (PA)	3 0				
												323	H	Saint Francis (PA)	3 0				
												331	A	Fairleigh Dickinson	3 0				
												333	H	Merrimack	3 0				
				LAST 10 GAMES															
								156	A	Robert Morris	1 3	246	A	Hartford	3 2				
								323	A	Saint Francis (PA)	3 0	331	A	Fairleigh Dickinson	3 0				
								279	H	LIU Brooklyn	3 0	240	A	Bryant	3 0				
								308	H	St. Francis Brooklyn	3 0	289	H	Central Conn. St.	3 1				
								333	H	Merrimack	3 0	156	H	Robert Morris	1 3				

Non-Div. I Games:

Sacred Heart

Average RPI Win: 266		WON-LOST RECORD		WINNING PCT. RANK		LAST 10 GAMES		STRENGTH OF SCHEDULE		OPP. STRENGTH OF SCHEDULE		TEAM RPI		ADJ RPI		CONF. RPI		ADJ CONF. RPI	
DIV. I ONLY		12- 14		.46154 192		1-9		243		185		220		.46814 223		11		11	
DIV. I NON-CONF.		10- 4		.71429 70		0		278		258		159		.50203 167		10		10	
TOTALS		RPI 1-25		RPI 26-50		W-L RECORDS		RPI 51-100		RPI 101-150		RPI 150+							
12- 14		0- 2		0- 0		OVERALL		0- 5		0- 2		12- 5							
8- 9		0- 1		0- 0		HOME		0- 4		0- 1		8- 3							
2- 5		0- 1		0- 0		AWAY		0- 1		0- 1		2- 2							
2- 0		0- 0		0- 0		NEUTRAL		0- 0		0- 0		2- 0							
10- 4		0- 0		0- 0		NON-CONFERENCE		0- 2		0- 0		10- 2							
7- 4		0- 0		0- 0		HOME		0- 2		0- 0		7- 2							
1- 0		0- 0		0- 0		AWAY		0- 0		0- 0		1- 0							
2- 0		0- 0		0- 0		NEUTRAL		0- 0		0- 0		2- 0							
2- 10		0- 2		0- 0		CONFERENCE		0- 3		0- 2		2- 3							
1- 5		0- 1		0- 0		HOME		0- 2		0- 1		1- 1							
1- 5		0- 1		0- 0		AWAY		0- 1		0- 1		1- 2							
0- 0		0- 0		0- 0		NEUTRAL		0- 0		0- 0		0- 0							
RPI S	Opponent	Score		RPI S	Opponent	Score		RPI S	Opponent	Score		RPI S	Opponent	Score					
12 H	Marquette	0 3						58 A	Villanova	1 3		149 A	Xavier	2 3					
19 A	Creighton	1 3						58 H	Villanova	0 3		149 H	Xavier	2 3					
								67 H	Northern Ky.	1 3		162 A	Butler	0 3					
								78 H	St. John's (NY)	1 3		162 H	Butler	2 3					
								90 H	Marshall	2 3		187 H	FIU	3 0					
												206 H	Howard	3 0					
												207 H	Central Ark.	0 3					
												215 H	Stony Brook	2 3					
												218 H	DePaul	3 2					
												222 H	Sacred Heart	3 2					
												271 H	Rider	3 0					
												278 N	UNC Greensboro	3 0					
												281 A	William & Mary	3 0					
												285 A	Seton Hall	0 3					
												289 H	Central Conn. St.	3 0					
												293 A	Providence	3 2					
												296 H	Morgan St.	3 1					
												321 N	Iona	3 0					
												325 H	Binghamton	3 1					
				LAST 10 GAMES															
				58 A	Villanova	1 3		218 H	DePaul	3 2									
				58 H	Villanova	0 3		78 H	St. John's (NY)	1 3									
				162 A	Butler	0 3		285 A	Seton Hall	0 3									
				149 A	Xavier	2 3		149 H	Xavier	2 3									
				12 H	Marquette	0 3		162 H	Butler	2 3									

Non-Div. I Games:

Georgetown

Average RPI Win: 211		WON-LOST RECORD		WINNING PCT. RANK		LAST 10 GAMES		STRENGTH OF SCHEDULE		OPP. STRENGTH OF SCHEDULE		TEAM RPI		ADJ RPI		CONF. RPI		ADJ CONF. RPI	
DIV. I ONLY		7- 19		.26923 290		0-10		105		96		225		.46738 224		7		7	
DIV. I NON-CONF.		6- 8		.42857 212		0		172		128		200		.48165 200		8		8	
TOTALS		RPI 1-25		RPI 26-50		W-L RECORDS		RPI 51-100		RPI 101-150		RPI 150+							
7- 19		0- 1		0- 3		OVERALL		0- 8		2- 3		5- 4							
4- 7		0- 0		0- 1		HOME		0- 5		1- 0		3- 1							
2- 8		0- 1		0- 2		AWAY		0- 1		1- 3		1- 1							
1- 4		0- 0		0- 0		NEUTRAL		0- 2		0- 0		1- 2							
6- 8		0- 1		0- 0		NON-CONFERENCE		0- 4		1- 1		5- 2							
3- 2		0- 0		0- 0		HOME		0- 2		0- 0		3- 0							
2- 2		0- 1		0- 0		AWAY		0- 0		1- 1		1- 0							
1- 4		0- 0		0- 0		NEUTRAL		0- 2		0- 0		1- 2							
1- 11		0- 0		0- 3		CONFERENCE		0- 4		1- 2		0- 2							
1- 5		0- 0		0- 1		HOME		0- 3		1- 0		0- 1							
0- 6		0- 0		0- 2		AWAY		0- 1		0- 2		0- 1							
0- 0		0- 0		0- 0		NEUTRAL		0- 0		0- 0		0- 0							
RPI S	Opponent	Score		RPI S	Opponent	Score		RPI S	Opponent	Score		RPI S	Opponent	Score					
10 A	Florida	1	3	28 A	UCF	0	3	54 H	SMU	1	3	108 H	Temple	3	0				
				28 H	UCF	1	3	55 N	FGCU	0	3	127 A	Wichita St.	0	3				
				31 A	Cincinnati	1	3	62 N	James Madison	0	3	134 A	Miami (FL)	0	3				
								69 A	Tulsa	0	3	135 A	Ball St.	3	2				
								74 H	Tulane	0	3	138 A	East Carolina	0	3				
								91 H	Indiana	2	3	165 N	UAB	3	1				
								91 H	Indiana	1	3	167 N	Long Beach St.	2	3				
								94 H	Houston	2	3	178 A	Memphis	1	3				
												209 N	Auburn	2	3				
												219 H	Stetson	3	0				
												232 H	UConn	0	3				
												251 H	North Florida	3	1				
												283 H	Jacksonville	3	2				
												313 A	Bethune-Cookman	3	0				
				LAST 10 GAMES															
				178 A	Memphis	1	3	69 A	Tulsa	0	3								
				28 A	UCF	0	3	54 H	SMU	1	3								
				94 H	Houston	2	3	28 H	UCF	1	3								
				74 H	Tulane	0	3	31 A	Cincinnati	1	3								
				127 A	Wichita St.	0	3	138 A	East Carolina	0	3								

Non-Div. I Games:

South Fla.

Average RPI Win: 224		WON-LOST	WINNING	LAST 10	STRENGTH OF		OPP. STRENGTH	TEAM	ADJ	CONF.	ADJ CONF.
Average RPI Loss: 166		RECORD	PCT. RANK	GAMES	SCHEDULE		OF SCHEDULE	RPI	RPI	RPI	RPI
DIV. I ONLY		10- 11	.47619 189	5-5	258		204	224	.46674 225	23	23
DIV. I NON-CONF.		4- 5	.44444 207	0	215		186	220	.46763 220	20	20
TOTALS		RPI 1-25	RPI 26-50	W-L RECORDS	RPI 51-100		RPI 101-150	RPI 150+			
10- 11	0- 0		0- 0	OVERALL	0- 2		0- 4	10- 5			
4- 4	0- 0		0- 0	HOME	0- 1		0- 1	4- 2			
2- 5	0- 0		0- 0	AWAY	0- 1		0- 1	2- 3			
4- 2	0- 0		0- 0	NEUTRAL	0- 0		0- 2	4- 0			
4- 5	0- 0		0- 0	NON-CONFERENCE	0- 0		0- 3	4- 2			
0- 1	0- 0		0- 0	HOME	0- 0		0- 0	0- 1			
0- 2	0- 0		0- 0	AWAY	0- 0		0- 1	0- 1			
4- 2	0- 0		0- 0	NEUTRAL	0- 0		0- 2	4- 0			
6- 6	0- 0		0- 0	CONFERENCE	0- 2		0- 1	6- 3			
4- 3	0- 0		0- 0	HOME	0- 1		0- 1	4- 1			
2- 3	0- 0		0- 0	AWAY	0- 1		0- 0	2- 2			
0- 0	0- 0		0- 0	NEUTRAL	0- 0		0- 0	0- 0			
RPI S	Opponent	Score	RPI S	Opponent	Score	RPI S	Opponent	Score	RPI S	Opponent	Score
						100 A	Northern Colo.	0 3	103 A	Loyola Chicago	0 3
						100 H	Northern Colo.	2 3	104 H	Weber St.	0 3
									123 N	Western Mich.	1 3
									129 N	Northwestern St.	2 3
									151 A	Northern Ariz.	3 2
									164 N	UTEP	3 0
									169 H	Sacramento St.	3 2
									174 A	Arkansas	2 3
									175 H	Idaho	3 1
									199 N	Loyola Maryland	3 1
									217 A	Southern Utah	1 3
									237 A	Portland St.	1 3
									243 H	Seattle U	2 3
									262 N	CSU Bakersfield	3 1
									272 H	Idaho St.	3 1
									274 N	Little Rock	3 0
									282 H	Eastern Wash.	3 0
									291 A	Montana	3 0
									291 H	Montana	1 3
			LAST 10 GAMES								
			100 H	Northern Colo.	2 3	104 H	Weber St.	0 3			
			291 H	Montana	1 3	217 A	Southern Utah	1 3			
			169 H	Sacramento St.	3 2	151 A	Northern Ariz.	3 2			
			237 A	Portland St.	1 3	282 H	Eastern Wash.	3 0			
			272 H	Idaho St.	3 1	175 H	Idaho	3 1			

Non-Div. I Games:

Montana St.

Average RPI Win: 214		WON-LOST	WINNING	LAST 10	STRENGTH OF		OPP. STRENGTH	TEAM	ADJ	CONF.	ADJ CONF.
Average RPI Loss: 157		RECORD	PCT. RANK	GAMES	SCHEDULE		OF SCHEDULE	RPI	RPI	RPI	RPI
DIV. I ONLY		7- 16	.30435	278	2-8		103	238	226	.46462	226
DIV. I NON-CONF.		5- 6	.45455	199	0		181	247	213	.47512	212
TOTALS		RPI 1-25	RPI 26-50		W-L RECORDS		RPI 51-100		RPI 101-150		RPI 150+
7- 16	0-0	0-1		OVERALL		1-5		0-3		6-7	
3- 5	0-0	0-0		HOME		1-1		0-1		2-3	
2- 10	0-0	0-1		AWAY		0-3		0-2		2-4	
2- 1	0-0	0-0		NEUTRAL		0-1		0-0		2-0	
5- 6	0-0	0-0		NON-CONFERENCE		0-3		0-0		5-3	
2- 2	0-0	0-0		HOME		0-1		0-0		2-1	
1- 3	0-0	0-0		AWAY		0-1		0-0		1-2	
2- 1	0-0	0-0		NEUTRAL		0-1		0-0		2-0	
2- 10	0-0	0-1		CONFERENCE		1-2		0-3		1-4	
1- 3	0-0	0-0		HOME		1-0		0-1		0-2	
1- 7	0-0	0-1		AWAY		0-2		0-2		1-2	
0- 0	0-0	0-0		NEUTRAL		0-0		0-0		0-0	
RPI S	Opponent	Score	RPI S	Opponent	Score	RPI S	Opponent	Score	RPI S	Opponent	Score
			43 A	Texas St.	0 3	57 A	Tennessee	0 3	132 A	South Alabama	2 3
						61 A	Coastal Caro.	0 3	132 H	South Alabama	0 3
						71 A	Troy	0 3	140 A	UT Arlington	0 3
						71 H	Troy	3 1	163 A	Arkansas St.	3 2
						86 H	Winthrop	0 3	172 N	North Dakota St.	3 0
						99 N	ETSU	2 3	177 H	Louisiana	1 3
									198 A	Appalachian St.	1 3
									234 A	Mercer	0 3
									238 N	Campbell	3 0
									251 A	North Florida	2 3
									268 H	Nicholls St.	1 3
									273 H	UNC Asheville	3 1
									274 A	Little Rock	0 3
									286 H	La.-Monroe	2 3
									288 H	Southern Miss.	3 0
									292 A	USC Upstate	3 0
LAST 10 GAMES											
			274 A	Little Rock	0 3	286 H	La.-Monroe	2 3			
			163 A	Arkansas St.	3 2	43 A	Texas St.	0 3			
			71 A	Troy	0 3	140 A	UT Arlington	0 3			
			132 A	South Alabama	2 3	132 H	South Alabama	0 3			
			177 H	Louisiana	1 3	71 H	Troy	3 1			

Non-Div. I Games:

Ga. Southern

Average RPI Win: 254		WON-LOST RECORD	WINNING PCT. RANK	LAST 10 GAMES	STRENGTH OF SCHEDULE	OPP. STRENGTH OF SCHEDULE	TEAM RPI	ADJ RPI	CONF. RPI	ADJ CONF. RPI		
Average RPI Loss: 162												
DIV. I ONLY		12- 15	.44444 204	4-6	233	253	228	.46395 227	16	17		
DIV. I NON-CONF.		6- 8	.42857 212	1-0	258	273	261	.44006 261	19	19		
<hr/>												
TOTALS		RPI 1-25		RPI 26-50		W-L RECORDS		RPI 51-100		RPI 101-150		RPI 150+
12- 15		0- 0		0- 1		OVERALL		0- 2		1- 2		11- 10
7- 5		0- 0		0- 1		HOME		0- 2		1- 0		6- 2
3- 6		0- 0		0- 0		AWAY		0- 0		0- 2		3- 4
2- 4		0- 0		0- 0		NEUTRAL		0- 0		0- 0		2- 4
6- 8		0- 0		0- 0		NON-CONFERENCE		0- 1		0- 1		6- 6
3- 1		0- 0		0- 0		HOME		0- 1		0- 0		3- 0
1- 3		0- 0		0- 0		AWAY		0- 0		0- 1		1- 2
2- 4		0- 0		0- 0		NEUTRAL		0- 0		0- 0		2- 4
6- 7		0- 0		0- 1		CONFERENCE		0- 1		1- 1		5- 4
4- 4		0- 0		0- 1		HOME		0- 1		1- 0		3- 2
2- 3		0- 0		0- 0		AWAY		0- 0		0- 1		2- 2
0- 0		0- 0		0- 0		NEUTRAL		0- 0		0- 0		0- 0
RPI S	Opponent	Score	RPI S	Opponent	Score	RPI S	Opponent	Score	RPI S	Opponent	Score	
			42 H Towson	1 3	62 H James Madison	0 3	125 A Hofstra	1 3				
					86 H Winthrop	0 3	125 H Hofstra	3 1				
							128 A Liberty	0 3				
							156 A Robert Morris	2 3				
							171 A UNCW	1 3				
							171 H UNCW	1 3				
							176 A Virginia	2 3				
							193 N Lehigh	1 3				
							195 A Northeastern	1 3				
							195 H Northeastern	3 2				
							202 H Wake Forest	3 2				
							205 N Virginia Tech	1 3				
							208 N Davidson	2 3				
							213 H Delaware	3 2				
							252 A Col. of Charleston	3 2				
							252 H Col. of Charleston	1 3				
							260 N McNeese	2 3				
							261 H Furman	3 1				
							278 N UNC Greensboro	3 0				
							281 A William & Mary	3 0				
							281 H William & Mary	3 1				
							316 A N.C. Central	3 1				
							316 H N.C. Central	3 0				
							324 N Manhattan	3 2				
LAST 10 GAMES			252 H Col. of Charleston	1 3	281 H William & Mary	3 1	316 A N.C. Central	3 1				
			171 H UNCW	1 3	316 A N.C. Central	3 1	324 N Manhattan	3 2				
			281 A William & Mary	3 0	42 H Towson	1 3						
			195 A Northeastern	1 3	213 H Delaware	3 2						
			125 A Hofstra	1 3	62 H James Madison	0 3						

Non-Div. I Games:

Elon

Average RPI Win:	273	WON-LOST RECORD	WINNING PCT. RANK	LAST 10 GAMES	STRENGTH OF SCHEDULE	OPP. STRENGTH OF SCHEDULE	TEAM RPI	ADJ RPI	CONF. RPI	ADJ CONF. RPI	
DIV. I ONLY	13- 12	.52	150	7-3	273	284	227	.46326	228	27	27
DIV. I NON-CONF.	6- 8	.42857	212	1-0	279	284	267	.43045	268	28	28
TOTALS	RPI 1-25	RPI 26-50	W-L RECORDS	RPI 51-100	RPI 101-150	RPI 150+					
13- 12	0- 0	0- 0	OVERALL	0- 3	0- 1	13- 8					
6- 2	0- 0	0- 0	HOME	0- 2	0- 0	6- 0					
3- 7	0- 0	0- 0	AWAY	0- 1	0- 1	3- 5					
4- 3	0- 0	0- 0	NEUTRAL	0- 0	0- 0	4- 3					
6- 8	0- 0	0- 0	NON-CONFERENCE	0- 0	0- 1	6- 7					
1- 0	0- 0	0- 0	HOME	0- 0	0- 0	1- 0					
1- 5	0- 0	0- 0	AWAY	0- 0	0- 1	1- 4					
4- 3	0- 0	0- 0	NEUTRAL	0- 0	0- 0	4- 3					
7- 4	0- 0	0- 0	CONFERENCE	0- 3	0- 0	7- 1					
5- 2	0- 0	0- 0	HOME	0- 2	0- 0	5- 0					
2- 2	0- 0	0- 0	AWAY	0- 1	0- 0	2- 1					
0- 0	0- 0	0- 0	NEUTRAL	0- 0	0- 0	0- 0					
RPI	S	Opponent	Score	RPI	S	Opponent	Score	RPI	S	Opponent	Score
						86 A Winthrop	1 3	133 A		Morehead St.	0 3
						86 H Winthrop	0 3	171 N		UNCW	1 3
						98 H High Point	1 3	182 N		Purdue Fort Wayne	0 3
								190 N		Georgia St.	3 0
								202 A		Wake Forest	0 3
								207 N		Central Ark.	3 1
								208 A		Davidson	0 3
								212 A		Wofford	0 3
								238 H		Campbell	3 1
								241 H		Radford	3 0
								242 A		SIUE	3 1
								255 H		Charleston So.	3 0
								273 A		UNC Asheville	2 3
								278 A		UNC Greensboro	0 3
								292 A		USC Upstate	3 1
								293 N		Providence	0 3
								309 A		Gardner-Webb	3 0
								309 H		Gardner-Webb	3 0
								315 H		Florida A&M	3 0
								316 N		N.C. Central	3 1
								316 N		N.C. Central	3 1
								317 H		Hampton	3 0
							</				

Non-Div. I Games:

Presbyterian

Average RPI Win: 207		WON-LOST	WINNING	LAST 10	STRENGTH OF		OPP. STRENGTH	TEAM	ADJ	CONF.	ADJ CONF.
Average RPI Loss: 128		RECORD	PCT. RANK	GAMES	SCHEDULE		OF SCHEDULE	RPI	RPI	RPI	RPI
DIV. I ONLY		8- 19	.2963	281	5-5		118	144	229	.46276	229
DIV. I NON-CONF.		3- 11	.21429	294	0		101	162	243	.45308	242
TOTALS		RPI 1-25	RPI 26-50		W-L RECORDS		RPI 51-100		RPI 101-150		RPI 150+
8- 19	0-0	0-3		OVERALL		0-4		1-5		7-7	
7- 6	0-0	0-1		HOME		0-2		1-1		6-2	
1-9	0-0	0-1		AWAY		0-1		0-3		1-4	
0-4	0-0	0-1		NEUTRAL		0-1		0-1		0-1	
3- 11	0-0	0-1		NON-CONFERENCE		0-4		0-3		3-3	
3-4	0-0	0-0		HOME		0-2		0-1		3-1	
0-3	0-0	0-0		AWAY		0-1		0-1		0-1	
0-4	0-0	0-1		NEUTRAL		0-1		0-1		0-1	
5-8	0-0	0-2		CONFERENCE		0-0		1-2		4-4	
4-2	0-0	0-1		HOME		0-0		1-0		3-1	
1-6	0-0	0-1		AWAY		0-0		0-2		1-3	
0-0	0-0	0-0		NEUTRAL		0-0		0-0		0-0	
RPI S	Opponent	Score	RPI S	Opponent	Score	RPI S	Opponent	Score	RPI S	Opponent	Score
			45 N	Wright St.	0 3	51 H	Dayton	0 3	103 A	Loyola Chicago	0 3
			47 A	UNI	0 3	53 N	Ole Miss	0 3	104 H	Weber St.	2 3
			47 H	UNI	0 3	54 H	SMU	0 3	112 A	Illinois St.	0 3
						74 A	Tulane	0 3	112 H	Illinois St.	3 1
									135 A	Ball St.	0 3
									141 N	Houston Baptist	0 3
									153 A	Bradley	1 3
									153 H	Bradley	3 2
									158 H	Southeast Mo. St.	3 1
									188 H	Evansville	1 3
									189 H	Kansas St.	3 2
									200 A	Valparaiso	0 3
									210 A	Southern Ill.	2 3
									218 H	DePaul	2 3
									220 N	Austin Peay	2 3
									248 A	Drake	3 1
									248 H	Drake	3 1
									265 H	Indiana St.	3 2
									275 A	Oral Roberts	2 3
									283 H	Jacksonville	3 1
			LAST 10 GAMES								
			47 A	UNI	0 3	188 H	Evansville	1 3			
			248 A	Drake	3 1	265 H	Indiana St.	3 2			
			112 H	Illinois St.	3 1	103 A	Loyola Chicago	0 3			
			153 H	Bradley	3 2	200 A	Valparaiso	0 3			
			210 A	Southern Ill.	2 3	248 H	Drake	3 1			

Non-Div. I Games:

Missouri St.

Average RPI Win: 273		WON-LOST RECORD	WINNING PCT. RANK	LAST 10 GAMES	STRENGTH OF SCHEDULE	OPP. STRENGTH OF SCHEDULE	TEAM RPI	ADJ RPI	CONF. RPI	ADJ CONF. RPI	
Average RPI Loss: 185											
DIV. I ONLY		11- 12	.47826 184	6-4	239	297	230	.46269 230	29	29	
DIV. I NON-CONF.		2- 8	.2 298	0-1	77	175	237	.45717 237	29	29	
<hr/>											
TOTALS		RPI 1-25	RPI 26-50		W-L RECORDS		RPI 51-100		RPI 101-150		RPI 150+
11- 12		0-0	0-0		OVERALL		1-3		1-2		9-7
4- 3		0-0	0-0		HOME		0-0		0-1		4-2
7- 5		0-0	0-0		AWAY		1-0		1-1		5-4
0- 4		0-0	0-0		NEUTRAL		0-3		0-0		0-1
2- 8		0-0	0-0		NON-CONFERENCE		1-3		1-1		0-4
0- 0		0-0	0-0		HOME		0-0		0-0		0-0
2- 4		0-0	0-0		AWAY		1-0		1-1		0-3
0- 4		0-0	0-0		NEUTRAL		0-3		0-0		0-1
9- 4		0-0	0-0		CONFERENCE		0-0		0-1		9-3
4- 3		0-0	0-0		HOME		0-0		0-1		4-2
5- 1		0-0	0-0		AWAY		0-0		0-0		5-1
0- 0		0-0	0-0		NEUTRAL		0-0		0-0		0-0
RPI S	Opponent	Score	RPI S	Opponent	Score	RPI S	Opponent	Score	RPI S	Opponent	Score
						58 N Villanova		0 3	114 A Army West Point		0 3
						70 N Colgate		2 3	118 A Santa Clara		3 0
						77 N Alabama		0 3	146 H Fairfield		0 3
						100 A Northern Colo.		3 2	184 A Buffalo		0 3
									239 A San Jose St.		0 3
									240 A Bryant		0 3
									263 N North Dakota		2 3
									271 A Rider		3 2
									271 H Rider		0 3
									276 H Canisius		2 3
									287 A Quinnipiac		1 3
									287 H Quinnipiac		3 1
									297 H Niagara		3 0
									314 A Siena		3 0
									314 H Siena		3 0
									321 A Iona		3 1
									324 A Manhattan		3 1
									328 A Saint Peter's		3 2
									328 H Saint Peter's		3 1
			LAST 10 GAMES								
			314 A Siena		3 0	297 H Niagara		3 0			
			328 H Saint Peter's		3 1	276 H Canisius		2 3			
			271 H Rider		0 3	287 A Quinnipiac		1 3			
			324 A Manhattan		3 1	314 H Siena		3 0			
			321 A Iona		3 1	114 A Army West Point		0 3			

Non-Div. I Games:

Marist

Average RPI Win:		162	WON-LOST RECORD		WINNING PCT. RANK		LAST 10 GAMES		STRENGTH OF SCHEDULE		OPP. STRENGTH OF SCHEDULE		TEAM RPI		ADJ RPI		CONF. RPI		ADJ CONF. RPI			
Average RPI Loss:		101																				
DIV. I ONLY			4- 17		.19048 312		1-9		81		71		238		.46156 231		9		9			
DIV. I NON-CONF.			3- 9		.25 279		0-1		163		66		247		.44764 247		9		9			
TOTALS		RPI 1-25		RPI 26-50		W-L RECORDS		RPI 51-100		RPI 101-150		RPI 150+										
4- 17		1- 1		0- 3		OVERALL		0- 4		1- 4		2- 5										
1- 6		0- 1		0- 3		HOME		0- 1		1- 0		0- 1										
2- 7		1- 0		0- 0		AWAY		0- 3		0- 1		1- 3										
1- 4		0- 0		0- 0		NEUTRAL		0- 0		0- 3		1- 1										
3- 9		0- 0		0- 1		NON-CONFERENCE		0- 4		1- 3		2- 1										
1- 2		0- 0		0- 1		HOME		0- 1		1- 0		0- 0										
1- 3		0- 0		0- 0		AWAY		0- 3		0- 0		1- 0										
1- 4		0- 0		0- 0		NEUTRAL		0- 0		0- 3		1- 1										
1- 8		1- 1		0- 2		CONFERENCE		0- 0		0- 1		0- 4										
0- 4		0- 1		0- 2		HOME		0- 0		0- 0		0- 1										
1- 4		1- 0		0- 0		AWAY		0- 0		0- 1		0- 3										
0- 0		0- 0		0- 0		NEUTRAL		0- 0		0- 0		0- 0										
RPI	S	Opponent		Score		RPI	S	Opponent		Score		RPI	S	Opponent		Score						
11	A	Hawaii		3	2	26	H	UC Santa Barbara		0	3	56	A	Pepperdine		0	3	101	N	Oregon St.	0	3
11	H	Hawaii		0	3	30	H	California		0	3	63	H	North Carolina		1	3	102	N	Boston College	0	3
						41	H	Cal Poly		0	3	66	A	Oregon		0	3	103	N	Loyola Chicago	0	3
												92	A	Boise St.		0	3	121	H	UNLV	3	1
																		137	A	UC Davis	2	3
																		167	A	Long Beach St.	0	3
																		170	A	Cal St. Fullerton	1	3
																		170	H	Cal St. Fullerton	1	3
																		180	A	CSUN	2	3
																		205	N	Virginia Tech	2	3
																		245	A	Air Force	3	2
																		272	N	Idaho St.	3	1
LAST 10 GAMES																						
170 A Cal St. Fullerton						1	3	11 A Hawaii						3	2							
11 H Hawaii						0	3	41 H Cal Poly						0	3							
167 A Long Beach St.						0	3	26 H UC Santa Barbara						0	3							
180 A CSUN						2	3	137 A UC Davis						2	3							
170 H Cal St. Fullerton						1	3	92 A Boise St.						0	3							

Non-Div. I Games:

UC Irvine

U
C
o
n
n

UConn					Through Games Of Through Nov. 3								
Average RPI Win: 234 Average RPI Loss: 125		WON-LOST RECORD	WINNING PCT. RANK	LAST 10 GAMES	STRENGTH OF SCHEDULE		OPP. STRENGTH OF SCHEDULE		TEAM RPI	ADJ RPI	CONF. RPI	ADJ CONF. RPI	
DIV. I ONLY		9- 15	.375 242	2-8	207		136		233	.46149 232	7	7	
DIV. I NON-CONF.		6- 6	.5 163	0	316		227		271	.4256 271	8	8	
TOTALS		RPI 1-25	RPI 26-50		W-L RECORDS		RPI 51-100		RPI 101-150		RPI 150+		
9- 15	0- 0	0- 3		OVERALL		1- 2		1- 5		7- 5			
6- 5	0- 0	0- 1		HOME		1- 1		0- 3		5- 0			
2- 6	0- 0	0- 2		AWAY		0- 1		1- 2		1- 1			
1- 4	0- 0	0- 0		NEUTRAL		0- 0		0- 0		1- 4			
6- 6	0- 0	0- 0		NON-CONFERENCE		0- 0		0- 2		6- 4			
5- 1	0- 0	0- 0		HOME		0- 0		0- 1		5- 0			
0- 1	0- 0	0- 0		AWAY		0- 0		0- 1		0- 0			
1- 4	0- 0	0- 0		NEUTRAL		0- 0		0- 0		1- 4			
3- 9	0- 0	0- 3		CONFERENCE		1- 2		1- 3		1- 1			
1- 4	0- 0	0- 1		HOME		1- 1		0- 2		0- 0			
2- 5	0- 0	0- 2		AWAY		0- 1		1- 1		1- 1			
0- 0	0- 0	0- 0		NEUTRAL		0- 0		0- 0		0- 0			
RPI S	Opponent	Score	RPI S	Opponent	Score	RPI S	Opponent	Score	RPI S	Opponent	Score		
			28 A	UCF	0 3	54 A	SMU	0 3	102 H	Boston College	2 3		
			31 A	Cincinnati	2 3	69 H	Tulsa	3 1	108 A	Temple	3 1		
			31 H	Cincinnati	0 3	74 H	Tulane	0 3	127 H	Wichita St.	1 3		
									138 A	East Carolina	0 3		
									138 H	East Carolina	0 3		
									143 A	Ohio	0 3		
									152 N	Navy	0 3		
									176 N	Virginia	0 3		
									178 A	Memphis	2 3		
									224 A	South Fla.	3 0		
									244 N	Gonzaga	0 3		
									245 N	Air Force	3 1		
									252 N	Col. of Charleston	0 3		
									257 H	Dartmouth	3 1		
									289 H	Central Conn. St.	3 1		
									293 H	Providence	3 2		
									298 H	Holy Cross	3 2		
									321 H	Iona	3 0		
LAST 10 GAMES													
			31 A	Cincinnati	2 3	178 A	Memphis	2 3					
			138 A	East Carolina	0 3	138 H	East Carolina	0 3					
			69 H	Tulsa	3 1	31 H	Cincinnati	0 3					
			127 H	Wichita St.	1 3	74 H	Tulane	0 3					
			54 A	SMU	0 3	108 A	Temple	3 1					

U
C
o
n
n

Non-Div. I Games:

UConn

Average RPI Win: 167		WON-LOST RECORD		WINNING PCT. RANK		LAST 10 GAMES		STRENGTH OF SCHEDULE		OPP. STRENGTH OF SCHEDULE		TEAM RPI		ADJ RPI		CONF. RPI		ADJ CONF. RPI			
DIV. I ONLY		7- 17		.29167 282		2-8		114		158		232		.46026 233		14		14			
DIV. I NON-CONF.		5- 7		.41667 221		0		105		159		165		.5027 164		12		12			
TOTALS		RPI 1-25		RPI 26-50		W-L RECORDS		RPI 51-100		RPI 101-150		RPI 150+									
7- 17		0- 1		0- 0		OVERALL		0- 5		3- 6		4- 5									
1- 5		0- 0		0- 0		HOME		0- 2		0- 1		1- 2									
3- 7		0- 1		0- 0		AWAY		0- 2		2- 2		1- 2									
3- 5		0- 0		0- 0		NEUTRAL		0- 1		1- 3		2- 1									
5- 7		0- 0		0- 0		NON-CONFERENCE		0- 3		2- 3		3- 1									
0- 0		0- 0		0- 0		HOME		0- 0		0- 0		0- 0									
2- 2		0- 0		0- 0		AWAY		0- 2		1- 0		1- 0									
3- 5		0- 0		0- 0		NEUTRAL		0- 1		1- 3		2- 1									
2- 10		0- 1		0- 0		CONFERENCE		0- 2		1- 3		1- 4									
1- 5		0- 0		0- 0		HOME		0- 2		0- 1		1- 2									
1- 5		0- 1		0- 0		AWAY		0- 0		1- 2		0- 2									
0- 0		0- 0		0- 0		NEUTRAL		0- 0		0- 0		0- 0									
RPI	S	Opponent		Score	RPI	S	Opponent		Score	RPI	S	Opponent		Score							
18	A	Colorado St.		0 3					68	A	New Mexico St.		0 3	101	N	Oregon St.		2 3			
									71	H	Wyoming		2 3	109	N	Rutgers		3 0			
									87	N	Grand Canyon		2 3	119	N	A&M-Corpus Christi		0 3			
									92	H	Boise St.		1 3	121	A	UNLV		1 3			
									100	A	Northern Colo.		2 3	122	A	North Texas		3 2			
															143	N	Ohio		0 3		
															147	A	Nevada		3 2		
															148	A	San Diego St.		1 3		
															148	H	San Diego St.		1 3		
															155	N	Pacific		3 0		
															189	N	Kansas St.		3 1		
															201	A	Fresno St.		0 3		
															201	H	Fresno St.		3 2		
															239	A	San Jose St.		1 3		
															243	A	Seattle U		3 0		
															244	N	Gonzaga		0 3		
															245	H	Air Force		0 3		
															295	H	Utah St.		2 3		
				LAST 10 GAMES																	
				201	H	Fresno St.		3 2	147	A	Nevada		3 2								
				148	H	San Diego St.		1 3	295	H	Utah St.		2 3								
				245	H	Air Force		0 3	92	H	Boise St.		1 3								
				121	A	UNLV		1 3	148	A	San Diego St.		1 3								
				239	A	San Jose St.		1 3	201	A	Fresno St.		0 3								

Non-Div. I Games:

New Mexico

M
e
r
c
e
r

Mercer				Through Games Of Through Nov. 3									
Average RPI Win: 272 Average RPI Loss: 185		WON-LOST RECORD	WINNING PCT. RANK	LAST 10 GAMES	STRENGTH OF SCHEDULE		OPP. STRENGTH OF SCHEDULE		TEAM RPI	ADJ RPI		CONF. RPI	ADJ CONF. RPI
DIV. I ONLY		11- 15	.42308 214	3-7	199		294		235	.46007 234	25	25	
DIV. I NON-CONF.		7- 6	.53846 151	0	256		310		226	.46326 226	26	26	
TOTALS		RPI 1-25	RPI 26-50		W-L RECORDS		RPI 51-100		RPI 101-150		RPI 150+		
11- 15	0- 0	0- 0		OVERALL		0- 4		0- 1		11- 10			
5- 4	0- 0	0- 0		HOME		0- 2		0- 0		5- 2			
3- 8	0- 0	0- 0		AWAY		0- 2		0- 0		3- 6			
3- 3	0- 0	0- 0		NEUTRAL		0- 0		0- 1		3- 2			
7- 6	0- 0	0- 0		NON-CONFERENCE		0- 0		0- 1		7- 5			
2- 1	0- 0	0- 0		HOME		0- 0		0- 0		2- 1			
2- 2	0- 0	0- 0		AWAY		0- 0		0- 0		2- 2			
3- 3	0- 0	0- 0		NEUTRAL		0- 0		0- 1		3- 2			
4- 9	0- 0	0- 0		CONFERENCE		0- 4		0- 0		4- 5			
3- 3	0- 0	0- 0		HOME		0- 2		0- 0		3- 1			
1- 6	0- 0	0- 0		AWAY		0- 2		0- 0		1- 4			
0- 0	0- 0	0- 0		NEUTRAL		0- 0		0- 0		0- 0			
RPI S	Opponent	Score	RPI S	Opponent	Score	RPI S	Opponent	Score	RPI S	Opponent	Score		
						73 A Samford	0 3	138 N East Carolina	1 3				
						73 H Samford	0 3	188 N Evansville	1 3				
						99 A ETSU	0 3	191 A Western Caro.	1 3				
						99 H ETSU	0 3	191 H Western Caro.	2 3				
								202 N Wake Forest	0 3				
								212 A Wofford	1 3				
								212 H Wofford	3 0				
								226 H Ga. Southern	3 0				
								238 H Campbell	3 1				
								250 A New Orleans	2 3				
								251 A North Florida	0 3				
								254 A UT Martin	3 0				
								261 A Furman	2 3				
								268 H Nicholls St.	1 3				
								270 N Tennessee St.	3 1				
								274 N Little Rock	3 1				
								278 A UNC Greensboro	1 3				
								294 A The Citadel	3 2				
								294 H The Citadel	3 0				
								302 H Chattanooga	3 0				
								315 A Florida A&M	3 0				
								318 N Southern U.	3 2				
			LAST 10 GAMES										
			191 A Western Caro.	1 3	278 A UNC Greensboro	1 3							
			99 A ETSU	0 3	261 A Furman	2 3							
			73 A Samford	0 3	302 H Chattanooga	3 0							
			294 H The Citadel	3 0	99 H ETSU	0 3							
			212 H Wofford	3 0	191 H Western Caro.	2 3							

M
e
r
c
e
r

Non-Div. I Games:

Mercer

Average RPI Win: 230		WON-LOST RECORD		WINNING PCT. RANK		LAST 10 GAMES		STRENGTH OF SCHEDULE		OPP. STRENGTH OF SCHEDULE		TEAM RPI		ADJ RPI		CONF. RPI		ADJ CONF. RPI	
DIV. I ONLY		8- 18		.30769 277		4-6		131		191		237		.45936 235		13		13	
DIV. I NON-CONF.		3- 11		.21429 294		0		165		179		270		.42698 270		14		14	
TOTALS		RPI 1-25		RPI 26-50		W-L RECORDS		RPI 51-100		RPI 101-150		RPI 150+							
8- 18		0- 1		0- 2		OVERALL		0- 4		2- 4		6- 7							
5- 4		0- 0		0- 0		HOME		0- 2		1- 1		4- 1							
2- 10		0- 0		0- 0		AWAY		0- 2		1- 3		1- 5							
1- 4		0- 1		0- 2		NEUTRAL		0- 0		0- 0		1- 1							
3- 11		0- 1		0- 2		NON-CONFERENCE		0- 3		0- 0		3- 5							
2- 2		0- 0		0- 0		HOME		0- 1		0- 0		2- 1							
0- 5		0- 0		0- 0		AWAY		0- 2		0- 0		0- 3							
1- 4		0- 1		0- 2		NEUTRAL		0- 0		0- 0		1- 1							
5- 7		0- 0		0- 0		CONFERENCE		0- 1		2- 4		3- 2							
3- 2		0- 0		0- 0		HOME		0- 1		1- 1		2- 0							
2- 5		0- 0		0- 0		AWAY		0- 0		1- 3		1- 2							
0- 0		0- 0		0- 0		NEUTRAL		0- 0		0- 0		0- 0							
RPI	S	Opponent		Score		RPI	S	Opponent		Score		RPI	S	Opponent		Score			
23	N	Missouri		1	3	38	N	South Dakota		0	3	51	A	Dayton		0	3		
						39	N	Michigan		0	3	52	A	Milwaukee		0	3		
												65	H	Texas Tech		1	3		
												96	H	Miami (OH)		2	3		
												107	A	Central Mich.		0	3		
												107	H	Central Mich.		1	3		
												116	A	Akron		0	3		
												123	A	Western Mich.		3	2		
												135	A	Ball St.		0	3		
												143	H	Ohio		3	1		
												153	A	Bradley		0	3		
												184	A	Buffalo		0	3		
												203	H	Kent St.		3	1		
												213	N	Delaware		0	3		
												221	A	Eastern Mich.		0	3		
												221	H	Eastern Mich.		3	1		
												242	H	SIUE		1	3		
												256	A	Toledo		3	1		
												267	H	UC Riverside		3	2		
												269	A	Chicago St.		1	3		
												277	A	Incarnate Word		0	3		
												297	N	Niagara		3	1		
												331	H	Fairleigh Dickinson		3	1		
LAST 10 GAMES																			
						107	A	Central Mich.		0	3	116	A	Akron		0	3		
						221	A	Eastern Mich.		0	3	96	H	Miami (OH)		2	3		
						143	H	Ohio		3	1	123	A	Western Mich.		3	2		
						203	H	Kent St.		3	1	256	A	Toledo		3	1		
						184	A	Buffalo		0	3	135	A	Ball St.		0	3		

Non-Div. I Games:

Northern Ill.

Average RPI Win:	298	WON-LOST RECORD	WINNING PCT. RANK	LAST 10 GAMES	STRENGTH OF SCHEDULE	OPP. STRENGTH OF SCHEDULE	TEAM RPI	ADJ RPI	CONF. RPI	ADJ CONF. RPI	
DIV. I ONLY		14- 10	.58333 111	2-8	304	292	231	.45913 236	20	20	
DIV. I NON-CONF.		11- 1	.91667 7	0	335	329	207	.47473 213	22	23	
<hr/>											
TOTALS	RPI 1-25	RPI 26-50		W-L RECORDS	RPI 51-100		RPI 101-150		RPI 150+		
14- 10	0- 0	0- 0		OVERALL	0- 3		0- 1		14- 6		
9- 3	0- 0	0- 0		HOME	0- 1		0- 1		9- 1		
1- 7	0- 0	0- 0		AWAY	0- 2		0- 0		1- 5		
4- 0	0- 0	0- 0		NEUTRAL	0- 0		0- 0		4- 0		
11- 1	0- 0	0- 0		NON-CONFERENCE	0- 0		0- 0		11- 1		
6- 0	0- 0	0- 0		HOME	0- 0		0- 0		6- 0		
1- 1	0- 0	0- 0		AWAY	0- 0		0- 0		1- 1		
4- 0	0- 0	0- 0		NEUTRAL	0- 0		0- 0		4- 0		
3- 9	0- 0	0- 0		CONFERENCE	0- 3		0- 1		3- 5		
3- 3	0- 0	0- 0		HOME	0- 1		0- 1		3- 1		
0- 6	0- 0	0- 0		AWAY	0- 2		0- 0		0- 4		
0- 0	0- 0	0- 0		NEUTRAL	0- 0		0- 0		0- 0		
RPI S	Opponent	Score	RPI S	Opponent	Score	RPI S	Opponent	Score	RPI S	Opponent	Score
						59 A American	0	3	114 H Army West Point	1	3
						59 H American	0	3	152 A Navy	0	3
						70 A Colgate	0	3	193 A Lehigh	0	3
									193 H Lehigh	1	3
									196 A Youngstown St.	1	3
									199 A Loyola Maryland	2	3
									199 H Loyola Maryland	3	1
									258 N Rhode Island	3	0
									264 A Lafayette	1	3
									264 H Lafayette	3	1
									289 A Central Conn. St.	3	2
									294 N The Citadel	3	1
									298 H Holy Cross	3	2
									308 H St. Francis Brooklyn	3	1
									314 H Siena	3	0
									317 H Hampton	3	0
									322 H Delaware St.	3	1
									323 N Saint Francis (PA)	3	0
									328 H Saint Peter's	3	0
									328 N Saint Peter's	3	1
			331 H Fairleigh Dickinson	3	0						
<hr/>											
			LAST 10 GAMES								
199 H Loyola Maryland			3	1	152 A Navy			0	3		
59 H American			0	3	298 H Holy Cross			3	2		
193 A Lehigh			0	3	114 H Army West Point			1	3		
264 A Lafayette			1	3	59 A American			0	3		
70 A Colgate			0	3	199 A Loyola Maryland			2	3		

Non-Div. I Games:

Bucknell

Average RPI Win: 223		WON-LOST RECORD		WINNING PCT. RANK		LAST 10 GAMES		STRENGTH OF SCHEDULE		OPP. STRENGTH OF SCHEDULE		TEAM RPI		ADJ RPI		CONF. RPI		ADJ CONF. RPI	
DIV. I ONLY		9- 14		.3913 233		4-6		215		197		234		.45912 237		23		23	
DIV. I NON-CONF.		4- 7		.36364 241		0		125		170		204		.47886 204		20		20	
TOTALS		RPI 1-25		RPI 26-50		W-L RECORDS		RPI 51-100		RPI 101-150		RPI 150+							
9- 14		0- 1		0- 0		OVERALL		0- 1		0- 4		9- 8							
5- 5		0- 0		0- 0		HOME		0- 1		0- 1		5- 3							
2- 7		0- 0		0- 0		AWAY		0- 0		0- 2		2- 5							
2- 2		0- 1		0- 0		NEUTRAL		0- 0		0- 1		2- 0							
4- 7		0- 1		0- 0		NON-CONFERENCE		0- 0		0- 3		4- 3							
1- 3		0- 0		0- 0		HOME		0- 0		0- 1		1- 2							
1- 2		0- 0		0- 0		AWAY		0- 0		0- 1		1- 1							
2- 2		0- 1		0- 0		NEUTRAL		0- 0		0- 1		2- 0							
5- 7		0- 0		0- 0		CONFERENCE		0- 1		0- 1		5- 5							
4- 2		0- 0		0- 0		HOME		0- 1		0- 0		4- 1							
1- 5		0- 0		0- 0		AWAY		0- 0		0- 1		1- 4							
0- 0		0- 0		0- 0		NEUTRAL		0- 0		0- 0		0- 0							
RPI S	Opponent	Score		RPI S	Opponent	Score		RPI S	Opponent	Score		RPI S	Opponent	Score					
22 N	Utah	0 3						100 H	Northern Colo.	0 3		104 A	Weber St.	0 3					
												113 A	Saint Louis	1 3					
												137 N	UC Davis	0 3					
												147 H	Nevada	0 3					
												151 H	Northern Ariz.	3 2					
												159 A	Utah Valley	2 3					
												161 A	Portland	3 1					
												161 H	Portland	1 3					
												169 A	Sacramento St.	0 3					
												175 A	Idaho	0 3					
												175 H	Idaho	1 3					
												180 H	CSUN	2 3					
												185 N	Middle Tenn.	3 1					
												210 N	Southern Ill.	3 0					
												217 H	Southern Utah	3 2					
												225 H	Montana St.	3 1					
												272 A	Idaho St.	2 3					
												282 A	Eastern Wash.	3 0					
												282 H	Eastern Wash.	3 1					
												291 A	Montana	1 3					
												296 H	Morgan St.	3 2					
				LAST 10 GAMES															
													</						

Average RPI Win: 294		WON-LOST RECORD		WINNING PCT. RANK		LAST 10 GAMES		STRENGTH OF SCHEDULE		OPP. STRENGTH OF SCHEDULE		TEAM RPI		ADJ RPI		CONF. RPI		ADJ CONF. RPI	
DIV. I ONLY		13- 10		.56522 118		7-3		303		278		239		.45884 238		27		27	
DIV. I NON-CONF.		6- 7		.46154 190		0		312		250		277		.41847 275		28		28	
TOTALS		RPI 1-25		RPI 26-50		W-L RECORDS		RPI 51-100		RPI 101-150		RPI 150+							
13- 10		0- 0		0- 0		OVERALL		0- 3		0- 2		13- 5							
8- 2		0- 0		0- 0		HOME		0- 1		0- 0		8- 1							
4- 6		0- 0		0- 0		AWAY		0- 2		0- 1		4- 3							
1- 2		0- 0		0- 0		NEUTRAL		0- 0		0- 1		1- 1							
6- 7		0- 0		0- 0		NON-CONFERENCE		0- 1		0- 2		6- 4							
4- 1		0- 0		0- 0		HOME		0- 0		0- 0		4- 1							
1- 4		0- 0		0- 0		AWAY		0- 1		0- 1		1- 2							
1- 2		0- 0		0- 0		NEUTRAL		0- 0		0- 1		1- 1							
7- 3		0- 0		0- 0		CONFERENCE		0- 2		0- 0		7- 1							
4- 1		0- 0		0- 0		HOME		0- 1		0- 0		4- 0							
3- 2		0- 0		0- 0		AWAY		0- 1		0- 0		3- 1							
0- 0		0- 0		0- 0		NEUTRAL		0- 0		0- 0		0- 0							
RPI	S	Opponent		Score	RPI	S	Opponent		Score	RPI	S	Opponent		Score					
							60 A	Colorado	0 3			124 N	Oakland	1 3					
							86 H	Winthrop	2 3			138 A	East Carolina	0 3					
							98 A	High Point	0 3			171 H	UNCW	2 3					
												226 N	Ga. Southern	0 3					
												228 A	Presbyterian	1 3					
												234 A	Mercer	1 3					
												241 A	Radford	3 1					
												255 A	Charleston So.	3 0					
												263 H	North Dakota	3 0					
												268 A	Nicholls St.	2 3					
												273 H	UNC Asheville	3 0					
												292 H	USC Upstate	3 2					
												294 H	The Citadel	3 0					
												299 N	UMBC	3 0					
												309 H	Gardner-Webb	3 1					
												316 A	N.C. Central	3 0					
												316 H	N.C. Central	3 0					
												317 A	Hampton	3 1					
												317 H	Hampton	3 0					
												332 H	South Carolina St.	3 0					
LAST 10 GAMES																			
							86 H	Winthrop	2 3			273 H	UNC Asheville	3 0					
							309 H	Gardner-Webb	3 1			292 H	USC Upstate	3 2					
							317 H	Hampton	3 0			98 A	High Point	0 3					
							228 A	Presbyterian	1 3			241 A	Radford	3 1					
							255 A	Charleston So.	3 0			317 A	Hampton	3 1					

Non-Div. I Games:

Campbell

Average RPI Win:		228	WON-LOST	WINNING	LAST 10	STRENGTH OF		OPP. STRENGTH	TEAM	ADJ	CONF.	ADJ CONF.
Average RPI Loss:		125	RECORD	PCT. RANK	GAMES	SCHEDULE		OF SCHEDULE	RPI	RPI	RPI	RPI
DIV. I ONLY			8- 15	.34783	260	3-7		189	143	236	.45842	239
DIV. I NON-CONF.			5- 6	.45455	199	0		148	150	182	.49351	182
TOTALS		RPI 1-25	RPI 26-50		W-L RECORDS		RPI 51-100		RPI 101-150		RPI 150+	
8- 15	0- 1		0- 1		OVERALL		0- 4		2- 6		6- 3	
4- 4	0- 0		0- 0		HOME		0- 2		0- 1		4- 1	
1- 10	0- 1		0- 1		AWAY		0- 2		0- 5		1- 1	
3- 1	0- 0		0- 0		NEUTRAL		0- 0		2- 0		1- 1	
5- 6	0- 0		0- 1		NON-CONFERENCE		0- 1		2- 3		3- 1	
1- 1	0- 0		0- 0		HOME		0- 1		0- 0		1- 0	
1- 4	0- 0		0- 1		AWAY		0- 0		0- 3		1- 0	
3- 1	0- 0		0- 0		NEUTRAL		0- 0		2- 0		1- 1	
3- 9	0- 1		0- 0		CONFERENCE		0- 3		0- 3		3- 2	
3- 3	0- 0		0- 0		HOME		0- 1		0- 1		3- 1	
0- 6	0- 1		0- 0		AWAY		0- 2		0- 2		0- 1	
0- 0	0- 0		0- 0		NEUTRAL		0- 0		0- 0		0- 0	
RPI S	Opponent	Score	RPI S	Opponent	Score	RPI S	Opponent	Score	RPI S	Opponent	Score	
18 A	Colorado St.	0 3	41 A	Cal Poly	0 3	71 A	Wyoming	0 3	118 A	Santa Clara	1 3	
						92 A	Boise St.	1 3	121 H	UNLV	0 3	
						92 H	Boise St.	0 3	122 N	North Texas	3 2	
						100 H	Northern Colo.	0 3	127 N	Wichita St.	3 1	
									137 A	UC Davis	0 3	
									145 A	Columbia	2 3	
									147 A	Nevada	2 3	
									148 A	San Diego St.	2 3	
									155 N	Pacific	1 3	
									201 H	Fresno St.	0 3	
									230 H	Marist	3 0	
									233 H	New Mexico	3 1	
									245 H	Air Force	3 0	
									279 A	LIU Brooklyn	3 0	
									291 N	Montana	3 0	
									295 A	Utah St.	2 3	
									295 H	Utah St.	3 0	
LAST 10 GAMES												
			295 H	Utah St.	3 0	121 H	UNLV	0 3				
			92 H	Boise St.	0 3	245 H	Air Force	3 0				
			71 A	Wyoming	0 3	147 A	Nevada	2 3				
			18 A	Colorado St.	0 3	92 A	Boise St.	1 3				
			233 H	New Mexico	3 1	295 A	Utah St.	2 3				

Non-Div. I Games:

San Jose St.

Average RPI Win:	298	WON-LOST RECORD	WINNING PCT. RANK	LAST 10 GAMES	STRENGTH OF SCHEDULE	OPP. STRENGTH OF SCHEDULE	TEAM RPI	ADJ RPI	CONF. RPI	ADJ CONF. RPI							
DIV. I ONLY	15- 14	.51724	154	7-3	272	306	240	.45833	240	30	30						
DIV. I NON-CONF.	5- 11	.3125	264	0	136	248	242	.45499	240	30	30						
<hr/>																	
TOTALS	RPI 1-25	RPI 26-50		W-L RECORDS		RPI 51-100		RPI 101-150		RPI 150+							
15- 14	0- 0	0- 0		OVERALL		0- 2		0- 4		15- 8							
8- 5	0- 0	0- 0		HOME		0- 1		0- 0		8- 4							
5- 5	0- 0	0- 0		AWAY		0- 1		0- 1		5- 3							
2- 4	0- 0	0- 0		NEUTRAL		0- 0		0- 3		2- 1							
<hr/>																	
5- 11	0- 0	0- 0		NON-CONFERENCE		0- 2		0- 4		5- 5							
3- 3	0- 0	0- 0		HOME		0- 1		0- 0		3- 2							
0- 4	0- 0	0- 0		AWAY		0- 1		0- 1		0- 2							
2- 4	0- 0	0- 0		NEUTRAL		0- 0		0- 3		2- 1							
<hr/>																	
10- 3	0- 0	0- 0		CONFERENCE		0- 0		0- 0		10- 3							
5- 2	0- 0	0- 0		HOME		0- 0		0- 0		5- 2							
5- 1	0- 0	0- 0		AWAY		0- 0		0- 0		5- 1							
0- 0	0- 0	0- 0		NEUTRAL		0- 0		0- 0		0- 0							
<hr/>																	
RPI S	Opponent	Score	RPI S	Opponent	Score	RPI S	Opponent	Score	RPI S	Opponent	Score						
						55 A	FGCU	0	3	102 N	Boston College	0	3				
						58 H	Villanova	0	3	114 A	Army West Point	0	3				
										116 N	Akron	1	3				
										148 N	San Diego St.	0	3				
										156 A	Robert Morris	1	3				
										156 H	Robert Morris	0	3				
										183 A	New Hampshire	0	3				
										186 H	Brown	0	3				
										192 N	Albany (NY)	0	3				
										203 N	Kent St.	3	2				
										222 H	Sacred Heart	0	3				
										230 H	Marist	3	0				
										246 H	Hartford	0	3				
										258 A	Rhode Island	2	3				
										263 H	North Dakota	3	0				
										279 A	LIU Brooklyn	3	1				
										289 H	Central Conn. St.	3	2				
										293 H	Providence	3	1				
										308 A	St. Francis Brooklyn	3	2				
										308 H	St. Francis Brooklyn	3	0				
						323 A	Saint Francis (PA)	3	1								
						323 H	Saint Francis (PA)	3	0								
						325 N	Binghamton	3	0								
						331 A	Fairleigh Dickinson	3	0								
						331 H	Fairleigh Dickinson	3	0								
						333 A	Merrimack	3	0								
						333 H	Merrimack	3	0								
						LAST 10 GAMES						323 H	Saint Francis (PA)	3	0		
						323 A	Saint Francis (PA)	3	1	289 H	Central Conn. St.	3	2	325 N	Binghamton	3	0
						156 A	Robert Morris	1	3	222 H	Sacred Heart	0	3	331 A	Fairleigh Dickinson	3	0
308 H	St. Francis Brooklyn	3	0	333 H	Merrimack	3	0	331 H	Fairleigh Dickinson	3	0						
331 H	Fairleigh Dickinson	3	0	323 H	Saint Francis (PA)	3	0	333 A	Merrimack	3	0						
279 A	LIU Brooklyn	3	1	156 H	Robert Morris	0	3	333 H	Merrimack	3	0						

Non-Div. I Games:

Bryant

[illegible]

Non-Div. I Games:

Radford

S
I
U
E

SIUE				Through Games Of Through Nov. 3								
Average RPI Win: 247 Average RPI Loss: 179		WON-LOST RECORD	WINNING PCT. RANK	LAST 10 GAMES	STRENGTH OF SCHEDULE	OPP. STRENGTH OF SCHEDULE	TEAM RPI	ADJ RPI	CONF. RPI	ADJ CONF. RPI		
DIV. I ONLY		11- 13	.45833 195	6-4	265	265	242	.45754 242	26	26		
DIV. I NON-CONF.		5- 7	.41667 221	0	246	231	254	.44441 253	25	25		

TOTALS		RPI 1-25	RPI 26-50		W-L RECORDS		RPI 51-100		RPI 101-150		RPI 150+	
11- 13	0- 0		0- 0		OVERALL		0- 2		0- 2		11- 9	
2- 6	0- 0		0- 0		HOME		0- 0		0- 0		2- 6	
6- 5	0- 0		0- 0		AWAY		0- 2		0- 1		6- 2	
3- 2	0- 0		0- 0		NEUTRAL		0- 0		0- 1		3- 1	
5- 7	0- 0		0- 0		NON-CONFERENCE		0- 2		0- 1		5- 4	
0- 3	0- 0		0- 0		HOME		0- 0		0- 0		0- 3	
2- 2	0- 0		0- 0		AWAY		0- 2		0- 0		2- 0	
3- 2	0- 0		0- 0		NEUTRAL		0- 0		0- 1		3- 1	
6- 6	0- 0		0- 0		CONFERENCE		0- 0		0- 1		6- 5	
2- 3	0- 0		0- 0		HOME		0- 0		0- 0		2- 3	
4- 3	0- 0		0- 0		AWAY		0- 0		0- 1		4- 2	
0- 0	0- 0		0- 0		NEUTRAL		0- 0		0- 0		0- 0	
RPI S	Opponent	Score	RPI S	Opponent	Score	RPI S	Opponent	Score	RPI S	Opponent	Score	
						69 A	Tulsa	1 3	133 A	Morehead St.	2 3	
						82 A	UTSA	1 3	141 N	Houston Baptist	1 3	
									158 A	Southeast Mo. St.	3 2	
									160 H	Jacksonville St.	3 1	
									166 A	Murray St.	1 3	
									166 H	Murray St.	0 3	
									182 H	Purdue Fort Wayne	2 3	
									197 N	Southeastern La.	3 2	
									207 H	Central Ark.	2 3	
									210 A	Southern Ill.	3 1	
									220 A	Austin Peay	2 3	
									220 H	Austin Peay	1 3	
									228 H	Presbyterian	1 3	
									235 A	Northern Ill.	3 1	
									249 H	Tennessee Tech	1 3	
									254 A	UT Martin	3 0	
									267 N	UC Riverside	0 3	
									270 A	Tennessee St.	3 2	
									284 A	Eastern Ky.	3 0	
									306 H	Eastern Ill.	3 0	
									307 N	Alabama A&M	3 0	
									331 N	Fairleigh Dickinson	3 0	

					LAST 10 GAMES							
					220 A	Austin Peay	2 3	160 H	Jacksonville St.	3 1		
					166 A	Murray St.	1 3	158 A	Southeast Mo. St.	3 2		
					133 A	Morehead St.	2 3	254 A	UT Martin	3 0		
					284 A	Eastern Ky.	3 0	270 A	Tennessee St.	3 2		
					249 H	Tennessee Tech	1 3	306 H	Eastern Ill.	3 0		

S
I
U
E

Non-Div. I Games:

SIUE

Average RPI Win: 250		WON-LOST RECORD		WINNING PCT. RANK		LAST 10 GAMES		STRENGTH OF SCHEDULE		OPP. STRENGTH OF SCHEDULE		TEAM RPI		ADJ RPI		CONF. RPI		ADJ CONF. RPI	
DIV. I ONLY		11- 15		.42308 214		2-8		257		186		243		.45618 243		17		16	
DIV. I NON-CONF.		9- 5		.64286 97		0		308		183		206		.47757 206		17		17	
TOTALS		RPI 1-25		RPI 26-50		W-L RECORDS		RPI 51-100		RPI 101-150		RPI 150+							
11- 15		0- 0		0- 0		OVERALL		0- 5		0- 4		11- 6							
4- 7		0- 0		0- 0		HOME		0- 2		0- 3		4- 2							
3- 6		0- 0		0- 0		AWAY		0- 3		0- 1		3- 2							
4- 2		0- 0		0- 0		NEUTRAL		0- 0		0- 0		4- 2							
9- 5		0- 0		0- 0		NON-CONFERENCE		0- 1		0- 1		9- 3							
2- 2		0- 0		0- 0		HOME		0- 0		0- 1		2- 1							
3- 1		0- 0		0- 0		AWAY		0- 1		0- 0		3- 0							
4- 2		0- 0		0- 0		NEUTRAL		0- 0		0- 0		4- 2							
2- 10		0- 0		0- 0		CONFERENCE		0- 4		0- 3		2- 3							
2- 5		0- 0		0- 0		HOME		0- 2		0- 2		2- 1							
0- 5		0- 0		0- 0		AWAY		0- 2		0- 1		0- 2							
0- 0		0- 0		0- 0		NEUTRAL		0- 0		0- 0		0- 0							
RPI S	Opponent	Score		RPI S	Opponent	Score		RPI S	Opponent	Score		RPI S	Opponent	Score					
								68 A	New Mexico St.	0	3	101 H	Oregon St.	0	3				
								68 H	New Mexico St.	0	3	117 H	UMKC	2	3				
								87 A	Grand Canyon	0	3	130 A	UTRGV	0	3				
								87 H	Grand Canyon	0	3	130 H	UTRGV	0	3				
								93 A	Denver	0	3	159 A	Utah Valley	0	3				
												170 N	Cal St. Fullerton	3	2				
												179 H	California Baptist	0	3				
												183 A	New Hampshire	3	1				
												186 N	Brown	2	3				
												204 N	Penn	2	3				
												225 A	Montana St.	3	2				
												233 H	New Mexico	0	3				
												244 H	Gonzaga	3	2				
												259 N	San Francisco	3	1				
												262 A	CSU Bakersfield	2	3				
												262 H	CSU Bakersfield	3	1				
												267 A	UC Riverside	3	1				
												269 H	Chicago St.	3	1				
												282 H	Eastern Wash.	3	0				
												288 N	Southern Miss.	3	1				
												298 N	Holy Cross	3	2				
				LAST 10 GAMES															
				262 H	CSU Bakersfield	3	1	179 H	California Baptist	0	3								
				87 H	Grand Canyon	0	3	117 H	UMKC	2	3								
				68 A	New Mexico St.	0	3	269 H	Chicago St.	3	1								
				130 A	UTRGV	0	3	262 A	CSU Bakersfield	2	3								
				159 A	Utah Valley	0	3	87 A	Grand Canyon	0	3								

Non-Div. I Games:

Seattle U

Average RPI Win:		198	WON-LOST RECORD		WINNING PCT. RANK		LAST 10 GAMES		STRENGTH OF SCHEDULE		OPP. STRENGTH OF SCHEDULE		TEAM RPI		ADJ RPI		CONF. RPI		ADJ CONF. RPI	
DIV. I ONLY			7- 16		.30435 278		1-9		176		112		245		.4549 244		8		8	
DIV. I NON-CONF.			6- 6		.5 163		0		220		190		205		.47858 205		7		6	
TOTALS		RPI 1-25		RPI 26-50		W-L RECORDS		RPI 51-100		RPI 101-150		RPI 150+								
7- 16		0- 1		0- 1		OVERALL		1- 4		1- 4		5- 6								
3- 6		0- 1		0- 1		HOME		1- 2		1- 1		1- 1								
0- 7		0- 0		0- 0		AWAY		0- 2		0- 2		0- 3								
4- 3		0- 0		0- 0		NEUTRAL		0- 0		0- 1		4- 2								
6- 6		0- 0		0- 0		NON-CONFERENCE		0- 1		1- 2		5- 3								
2- 1		0- 0		0- 0		HOME		0- 1		1- 0		1- 0								
0- 2		0- 0		0- 0		AWAY		0- 0		0- 1		0- 1								
4- 3		0- 0		0- 0		NEUTRAL		0- 0		0- 1		4- 2								
1- 10		0- 1		0- 1		CONFERENCE		1- 3		0- 2		0- 3								
1- 5		0- 1		0- 1		HOME		1- 1		0- 1		0- 1								
0- 5		0- 0		0- 0		AWAY		0- 2		0- 1		0- 2								
0- 0		0- 0		0- 0		NEUTRAL		0- 0		0- 0		0- 0								
RPI	S	Opponent		Score		RPI	S	Opponent		Score		RPI	S	Opponent		Score				
16	H	BYU		0 3		33	H	San Diego		0 3		56	A	Pepperdine		0 3				
												56	H	Pepperdine		2 3				
												87	H	Grand Canyon		1 3				
												97	A	LMU (CA)		0 3				
												97	H	LMU (CA)		3 1				
												101	N	Oregon St.		1 3				
												115	H	Saint Mary's (CA)		1 3				
												118	A	Santa Clara		0 3				
												135	H	Ball St.		3 0				
												147	A	Nevada		0 3				
												152	N	Navy		3 1				
												155	H	Pacific		1 3				
												161	A	Portland		0 3				
												179	N	California Baptist		1 3				
												217	N	Southern Utah		0 3				
												232	N	UConn		3 0				
												233	N	New Mexico		3 0				
												243	A	Seattle U		2 3				
												245	N	Air Force		3 0				
												259	A	San Francisco		2 3				
												291	H	Montana		3 0				
LAST 10 GAMES																				
						97	H	LMU (CA)		3 1		155	H	Pacific		1 3				
						56	H	Pepperdine		2 3		115	H	Saint Mary's (CA)		1 3				
						161	A	Portland		0 3		56	A	Pepperdine		0 3				
						259	A	San Francisco		2 3		97	A	LMU (CA)		0 3				
						118	A	Santa Clara		0 3		33	H	San Diego		0 3				

Non-Div. I Games:

Gonzaga

Average RPI Win: 208		WON-LOST	WINNING	LAST 10	STRENGTH OF		OPP. STRENGTH	TEAM	ADJ	CONF.	ADJ CONF.
Average RPI Loss: 145		RECORD	PCT. RANK	GAMES	SCHEDULE		OF SCHEDULE	RPI	RPI	RPI	RPI
DIV. I ONLY		8- 16	.33333	269	4-6		193	152	246	.45249	245
DIV. I NON-CONF.		3- 9	.25	279	0		286	177	298	.39097	296
TOTALS		RPI 1-25	RPI 26-50		W-L RECORDS		RPI 51-100		RPI 101-150		RPI 150+
8- 16	0- 2	0- 0		OVERALL		1- 3		2- 4		5- 7	
4- 7	0- 1	0- 0		HOME		1- 1		1- 2		2- 3	
3- 5	0- 1	0- 0		AWAY		0- 2		1- 1		2- 1	
1- 4	0- 0	0- 0		NEUTRAL		0- 0		0- 1		1- 3	
3- 9	0- 0	0- 0		NON-CONFERENCE		1- 0		0- 3		2- 6	
1- 5	0- 0	0- 0		HOME		1- 0		0- 2		0- 3	
1- 0	0- 0	0- 0		AWAY		0- 0		0- 0		1- 0	
1- 4	0- 0	0- 0		NEUTRAL		0- 0		0- 1		1- 3	
5- 7	0- 2	0- 0		CONFERENCE		0- 3		2- 1		3- 1	
3- 2	0- 1	0- 0		HOME		0- 1		1- 0		2- 0	
2- 5	0- 1	0- 0		AWAY		0- 2		1- 1		1- 1	
0- 0	0- 0	0- 0		NEUTRAL		0- 0		0- 0		0- 0	
RPI S	Opponent	Score		RPI S	Opponent	Score		RPI S	Opponent	Score	
18 A	Colorado St.	0	3					71 A	Wyoming	0	3
18 H	Colorado St.	1	3					71 H	Wyoming	2	3
								92 A	Boise St.	1	3
								93 H	Denver	3	1
								103 H	Loyola Chicago	0	3
								112 N	Illinois St.	2	3
								118 H	Santa Clara	2	3
								121 A	UNLV	1	3
								147 A	Nevada	3	1
								148 H	San Diego St.	3	2
								152 N	Navy	0	3
								201 H	Fresno St.	3	1
								205 H	Virginia Tech	1	3
								231 H	UC Irvine	2	3
								232 N	UConn	1	3
								233 A	New Mexico	3	0
								239 A	San Jose St.	0	3
								244 N	Gonzaga	0	3
								274 N	Little Rock	3	0
								275 A	Oral Roberts	3	2
								291 H	Montana	2	3
								295 H	Utah St.	3	1
LAST 10 GAMES											
71 A	Wyoming	0	3	201 H	Fresno St.	3	1				
18 A	Colorado St.	0	3	239 A	San Jose St.	0	3				
233 A	New Mexico	3	0	147 A	Nevada	3	1				
121 A	UNLV	1	3	18 H	Colorado St.	1	3				
148 H	San Diego St.	3	2	71 H	Wyoming	2	3				

Non-Div. I Games:

Air Force

Average RPI Win: 249		WON-LOST RECORD		WINNING PCT. RANK		LAST 10 GAMES		STRENGTH OF SCHEDULE		OPP. STRENGTH OF SCHEDULE		TEAM RPI		ADJ RPI		CONF. RPI		ADJ CONF. RPI	
DIV. I ONLY		13- 11		.54167 133		6-4		298		287		244		.45247 246		28		28	
DIV. I NON-CONF.		9- 8		.52941 162		2-1		231		300		215		.46787 219		27		27	
TOTALS		RPI 1-25		RPI 26-50		W-L RECORDS		RPI 51-100		RPI 101-150		RPI 150+							
13- 11		0- 0		0- 0		OVERALL		2- 0		0- 1		11- 10							
6- 4		0- 0		0- 0		HOME		0- 0		0- 0		6- 4							
4- 4		0- 0		0- 0		AWAY		1- 0		0- 0		3- 4							
3- 3		0- 0		0- 0		NEUTRAL		1- 0		0- 1		2- 2							
9- 8		0- 0		0- 0		NON-CONFERENCE		2- 0		0- 1		7- 7							
3- 3		0- 0		0- 0		HOME		0- 0		0- 0		3- 3							
3- 2		0- 0		0- 0		AWAY		1- 0		0- 0		2- 2							
3- 3		0- 0		0- 0		NEUTRAL		1- 0		0- 1		2- 2							
4- 3		0- 0		0- 0		CONFERENCE		0- 0		0- 0		4- 3							
3- 1		0- 0		0- 0		HOME		0- 0		0- 0		3- 1							
1- 2		0- 0		0- 0		AWAY		0- 0		0- 0		1- 2							
0- 0		0- 0		0- 0		NEUTRAL		0- 0		0- 0		0- 0							
RPI S	Opponent	Score		RPI S	Opponent	Score		RPI S	Opponent	Score		RPI S	Opponent	Score					
								59 N	American	3	1	125 N	Hofstra	1	3				
								95 A	Cornell	3	2	154 A	George Washington	0	3				
												183 A	New Hampshire	0	3				
												192 H	Albany (NY)	0	3				
												196 N	Youngstown St.	3	0				
												206 N	Howard	0	3				
												215 A	Stony Brook	1	3				
												215 H	Stony Brook	3	1				
												222 H	Sacred Heart	2	3				
												240 A	Bryant	3	0				
												247 N	Fordham	0	3				
												257 A	Dartmouth	3	0				
												264 H	Lafayette	1	3				
												289 H	Central Conn. St.	3	1				
												297 N	Niagara	3	0				
												298 A	Holy Cross	0	3				
												299 H	UMBC	3	1				
												308 H	St. Francis Brooklyn	3	1				
												312 H	UMES	2	3				
												325 A	Binghamton	3	1				
												325 H	Binghamton	3	0				
												333 H	Merrimack	3	0				
LAST 10 GAMES																			

Non-Div. I Games:

Hartford

Average RPI Win: 261		WON-LOST	WINNING	LAST 10	STRENGTH OF		OPP. STRENGTH	TEAM	ADJ	CONF.	ADJ CONF.
Average RPI Loss: 151		RECORD	PCT. RANK	GAMES	SCHEDULE		OF SCHEDULE	RPI	RPI	RPI	RPI
DIV. I ONLY		9- 13	.40909 224	2-8	255		222	248	.45107 247	18	18
DIV. I NON-CONF.		7- 5	.58333 116	0	293		283	224	.46372 224	15	15
TOTALS		RPI 1-25	RPI 26-50	W-L RECORDS	RPI 51-100		RPI 101-150	RPI 150+			
9- 13	0- 0		0- 1	OVERALL	0- 2		0- 5	9- 5			
2- 3	0- 0		0- 0	HOME	0- 1		0- 2	2- 0			
2- 9	0- 0		0- 1	AWAY	0- 1		0- 2	2- 5			
5- 1	0- 0		0- 0	NEUTRAL	0- 0		0- 1	5- 0			
7- 5	0- 0		0- 0	NON-CONFERENCE	0- 0		0- 2	7- 3			
0- 0	0- 0		0- 0	HOME	0- 0		0- 0	0- 0			
2- 4	0- 0		0- 0	AWAY	0- 0		0- 1	2- 3			
5- 1	0- 0		0- 0	NEUTRAL	0- 0		0- 1	5- 0			
2- 8	0- 0		0- 1	CONFERENCE	0- 2		0- 3	2- 2			
2- 3	0- 0		0- 0	HOME	0- 1		0- 2	2- 0			
0- 5	0- 0		0- 1	AWAY	0- 1		0- 1	0- 2			
0- 0	0- 0		0- 0	NEUTRAL	0- 0		0- 0	0- 0			
RPI S	Opponent	Score	RPI S	Opponent	Score	RPI S	Opponent	Score	RPI S	Opponent	Score
			48 A VCU	0	3	51 A Dayton	0	3	113 A Saint Louis	2	3
						51 H Dayton	0	3	113 H Saint Louis	1	3
									125 N Hofstra	1	3
									142 H La Salle	2	3
									145 A Columbia	1	3
									190 A Georgia St.	1	3
									191 N Western Caro.	3	1
									208 A Davidson	1	3
									216 H Duquesne	3	1
									241 A Radford	1	3
									246 N Hartford	3	0
									253 N Lamar University	3	2
									257 A Dartmouth	3	1
									258 A Rhode Island	2	3
									258 H Rhode Island	3	0
									271 N Rider	3	1
									279 A LIU Brooklyn	2	3
									324 A Manhattan	3	2
									330 N Norfolk St.	3	0
			LAST 10 GAMES								
			142 H La Salle	2	3	48 A VCU	0	3			
			216 H Duquesne	3	1	208 A Davidson	1	3			
			258 H Rhode Island	3	0	51 A Dayton	0	3			
			113 H Saint Louis	1	3	113 A Saint Louis	2	3			
			51 H Dayton	0	3	258 A Rhode Island	2	3			

Non-Div. I Games:

Fordham

Drake

Drake				Through Games Of Through Nov. 3											
Average RPI Win:		247	WON-LOST RECORD	WINNING PCT. RANK	LAST 10 GAMES	STRENGTH OF SCHEDULE	OPP. STRENGTH OF SCHEDULE	TEAM RPI	ADJ RPI	CONF. RPI	ADJ CONF. RPI				
Average RPI Loss:		148													
DIV. I ONLY			9- 17	.34615 265	2-8	211	195	249	.44998 248	19	19				
DIV. I NON-CONF.			6- 7	.46154 190	0	138	206	175	.49635 174	13	13				
TOTALS		RPI 1-25		RPI 26-50		W-L RECORDS		RPI 51-100		RPI 101-150		RPI 150+			
9- 17	0- 2			0- 1	OVERALL		0- 1				1- 2	8- 11			
3- 6	0- 0			0- 0	HOME		0- 1				1- 1	2- 4			
4- 7	0- 1			0- 1	AWAY		0- 0				0- 1	4- 4			
2- 4	0- 1			0- 0	NEUTRAL		0- 0				0- 0	2- 3			
6- 7	0- 2			0- 0	NON-CONFERENCE		0- 1				1- 0	5- 4			
2- 1	0- 0			0- 0	HOME		0- 1				1- 0	1- 0			
2- 2	0- 1			0- 0	AWAY		0- 0				0- 0	2- 1			
2- 4	0- 1			0- 0	NEUTRAL		0- 0				0- 0	2- 3			
3- 10	0- 0			0- 1	CONFERENCE		0- 0				0- 2	3- 7			
1- 5	0- 0			0- 0	HOME		0- 0				0- 1	1- 4			
2- 5	0- 0			0- 1	AWAY		0- 0				0- 1	2- 3			
0- 0	0- 0			0- 0	NEUTRAL		0- 0				0- 0	0- 0			
RPI S	Opponent		Score	RPI S	Opponent		Score	RPI S	Opponent		Score	RPI S	Opponent		Score
7 N	Washington		0 3	47 A	UNI		0 3	52 H	Milwaukee		2 3	103 A	Loyola Chicago		1 3
19 A	Creighton		1 3									112 H	Illinois St.		0 3
												113 H	Saint Louis		3 1
												153 H	Bradley		1 3
												157 N	Omaha		0 3
												171 A	UNCW		2 3
												178 N	Memphis		1 3
												188 A	Evansville		3 2
												188 H	Evansville		1 3
												191 N	Western Caro.		2 3
												200 A	Valparaiso		3 2
												210 A	Southern Ill.		1 3
												210 H	Southern Ill.		1 3
												229 A	Missouri St.		1 3
												229 H	Missouri St.		1 3
												265 A	Indiana St.		1 3
												265 H	Indiana St.		3 2
												280 N	N.C. A&T		3 2
												282 H	Eastern Wash.		3 0
												290 N	South Dakota St.		3 1
												301 A	Western Ill.		3 1
												306 A	Eastern Ill.		3 1
				LAST 10 GAMES											
				210 H	Southern Ill.		1 3	47 A	UNI		0 3				
				229 H	Missouri St.		1 3	153 H	Bradley		1 3				
				200 A	Valparaiso		3 2	112 H	Illinois St.		0 3				
				265 A	Indiana St.		1 3	229 A	Missouri St.		1 3				
				188 A	Evansville		3 2	210 A	Southern Ill.		1 3				

Drake

Non-Div. I Games:

Drake

Average RPI Win:		260	WON-LOST RECORD		WINNING PCT. RANK		LAST 10 GAMES		STRENGTH OF SCHEDULE		OPP. STRENGTH OF SCHEDULE		TEAM RPI		ADJ RPI		CONF. RPI		ADJ CONF. RPI	
DIV. I ONLY			10- 15		.4 227		5-5		242		233		247		.44972 249		26		26	
DIV. I NON-CONF.			4- 9		.30769 265		0		192		167		256		.44111 255		25		25	
TOTALS		RPI 1-25		RPI 26-50		W-L RECORDS		RPI 51-100		RPI 101-150		RPI 150+								
10- 15		0- 1		0- 3		OVERALL		0- 0		0- 2		10- 9								
5- 4		0- 0		0- 0		HOME		0- 0		0- 1		5- 3								
3- 7		0- 1		0- 1		AWAY		0- 0		0- 0		3- 5								
2- 4		0- 0		0- 2		NEUTRAL		0- 0		0- 1		2- 1								
4- 9		0- 1		0- 3		NON-CONFERENCE		0- 0		0- 1		4- 4								
2- 1		0- 0		0- 0		HOME		0- 0		0- 0		2- 1								
0- 4		0- 1		0- 1		AWAY		0- 0		0- 0		0- 2								
2- 4		0- 0		0- 2		NEUTRAL		0- 0		0- 1		2- 1								
6- 6		0- 0		0- 0		CONFERENCE		0- 0		0- 1		6- 5								
3- 3		0- 0		0- 0		HOME		0- 0		0- 1		3- 2								
3- 3		0- 0		0- 0		AWAY		0- 0		0- 0		3- 3								
0- 0		0- 0		0- 0		NEUTRAL		0- 0		0- 0		0- 0								
RPI	S	Opponent		Score		RPI	S	Opponent		Score		RPI	S	Opponent		Score				
24	A	Louisville		0 3		27	N	Western Ky.		0 3		124	N	Oakland		0 3				
						39	A	Michigan		0 3		133	H	Morehead St.		1 3				
						49	N	Arizona St.		0 3		151	N	Northern Ariz.		0 3				
												158	H	Southeast Mo. St.		3 1				
												160	A	Jacksonville St.		0 3				
												160	H	Jacksonville St.		1 3				
												166	H	Murray St.		1 3				
												185	H	Middle Tenn.		3 1				
												188	A	Evansville		2 3				
												210	H	Southern Ill.		2 3				
												220	H	Austin Peay		3 1				
												242	A	SIUE		3 1				
												254	A	UT Martin		1 3				
												270	A	Tennessee St.		3 0				
												284	H	Eastern Ky.		3 2				
												301	H	Western Ill.		3 2				
												302	A	Chattanooga		1 3				
												305	N	North Ala.		3 0				
												306	A	Eastern Ill.		2 3				
												311	A	Belmont		3 0				
												324	N	Manhattan		3 0				
LAST 10 GAMES																				
254	A	UT Martin		1 3		306	A	Eastern Ill.		2 3										
160	H	Jacksonville St.		1 3		270	A	Tennessee St.		3 0										
166	H	Murray St.		1 3		311	A	Belmont		3 0										
220	H	Austin Peay		3 1		133	H	Morehead St.		1 3										
242	A	SIUE		3 1		284	H	Eastern Ky.		3 2										

Non-Div. I Games:

Tennessee Tech

Average RPI Win: 270		WON-LOST RECORD		WINNING PCT. RANK		LAST 10 GAMES		STRENGTH OF SCHEDULE		OPP. STRENGTH OF SCHEDULE		TEAM RPI		ADJ RPI		CONF. RPI		ADJ CONF. RPI	
DIV. I ONLY		11- 15		.42308 214		2-8		262		269		250		.44826 250		21		21	
DIV. I NON-CONF.		7- 7		.5 163		0		282		301		253		.44498 252		23		22	
TOTALS		RPI 1-25		RPI 26-50		W-L RECORDS		RPI 51-100		RPI 101-150		RPI 150+							
11- 15		0- 0		0- 1		OVERALL		0- 1		0- 4		11- 9							
8- 5		0- 0		0- 1		HOME		0- 1		0- 1		8- 2							
3- 6		0- 0		0- 0		AWAY		0- 0		0- 3		3- 3							
0- 4		0- 0		0- 0		NEUTRAL		0- 0		0- 0		0- 4							
7- 7		0- 0		0- 0		NON-CONFERENCE		0- 1		0- 0		7- 6							
4- 3		0- 0		0- 0		HOME		0- 1		0- 0		4- 2							
3- 0		0- 0		0- 0		AWAY		0- 0		0- 0		3- 0							
0- 4		0- 0		0- 0		NEUTRAL		0- 0		0- 0		0- 4							
4- 8		0- 0		0- 1		CONFERENCE		0- 0		0- 4		4- 3							
4- 2		0- 0		0- 1		HOME		0- 0		0- 1		4- 0							
0- 6		0- 0		0- 0		AWAY		0- 0		0- 3		0- 3							
0- 0		0- 0		0- 0		NEUTRAL		0- 0		0- 0		0- 0							
RPI	S	Opponent		Score		RPI	S	Opponent		Score		RPI	S	Opponent		Score			
						35	H	SFA		0 3									
								</											

Average RPI Win: 271		WON-LOST RECORD		WINNING PCT. RANK		LAST 10 GAMES		STRENGTH OF SCHEDULE		OPP. STRENGTH OF SCHEDULE		TEAM RPI		ADJ RPI		CONF. RPI		ADJ CONF. RPI	
DIV. I ONLY		12- 15		.44444 204		6-4		280		255		251		.44804 251		24		24	
DIV. I NON-CONF.		7- 8		.46667 187		1-0		285		238		257		.44084 256		24		24	
TOTALS		RPI 1-25		RPI 26-50		W-L RECORDS		RPI 51-100		RPI 101-150		RPI 150+							
12- 15		0- 0		0- 0		OVERALL		0- 2		1- 3		11- 10							
8- 5		0- 0		0- 0		HOME		0- 1		1- 1		7- 3							
2- 8		0- 0		0- 0		AWAY		0- 1		0- 2		2- 5							
2- 2		0- 0		0- 0		NEUTRAL		0- 0		0- 0		2- 2							
7- 8		0- 0		0- 0		NON-CONFERENCE		0- 0		0- 1		7- 7							
5- 3		0- 0		0- 0		HOME		0- 0		0- 1		5- 2							
0- 3		0- 0		0- 0		AWAY		0- 0		0- 0		0- 3							
2- 2		0- 0		0- 0		NEUTRAL		0- 0		0- 0		2- 2							
5- 7		0- 0		0- 0		CONFERENCE		0- 2		1- 2		4- 3							
3- 2		0- 0		0- 0		HOME		0- 1		1- 0		2- 1							
2- 5		0- 0		0- 0		AWAY		0- 1		0- 2		2- 2							
0- 0		0- 0		0- 0		NEUTRAL		0- 0		0- 0		0- 0							
RPI S	Opponent	Score		RPI S	Opponent	Score		RPI S	Opponent	Score		RPI S	Opponent	Score					
								55 A FGCU		0	3	105 A Kennesaw St.		0	3				
								55 H FGCU		0	3	105 H Kennesaw St.		3	1				
												128 A Liberty		0	3				
												138 H East Carolina		1	3				
												165 N UAB		0	3				
												168 A Lipscomb		0	3				
												171 A UNCW		1	3				
												181 A Mississippi St.		2	3				
												187 H FIU		2	3				
												202 H Wake Forest		1	3				
												216 N Duquesne		0	3				
												219 A Stetson		1	3				
												219 H Stetson		2	3				
												224 A South Fla.		1	3				
												226 H Ga. Southern		3	2				
												234 H Mercer		3	0				
												255 N Charleston So.		3	0				
												279 H LIU Brooklyn		3	1				
												283 A Jacksonville		3	2				
												303 N Jackson St.		3	0				
												305 H North Ala.		3	1				
												311 H Belmont		3	0				
												315 H Florida A&M		3	2				
												319 A NJIT		3	0				
												319 H NJIT		3	0				
LAST 10 GAMES																			
				55 A FGCU		0	3	305 H North Ala.		3	1	315 H Florida A&M		3	2				
				319 A NJIT		3	0	315 H Florida A&M		3	2	319 A NJIT		3	0				
				105 H Kennesaw St.		3	1	283 A Jacksonville		3	2	319 H NJIT		3	0				
				219 H Stetson		2	3	219 A Stetson		1	3								
				168 A Lipscomb		0	3	319 H NJIT		3	0								






















Non-Div. I Games:

North Florida

Average RPI Win:		243	WON-LOST RECORD		WINNING PCT. RANK		LAST 10 GAMES		STRENGTH OF SCHEDULE		OPP. STRENGTH OF SCHEDULE		TEAM RPI		ADJ RPI		CONF. RPI		ADJ CONF. RPI				
DIV. I ONLY			6- 18		.25	295	3-7		122		194		253		.44619		252	16		17			
DIV. I NON-CONF.			3- 9		.25	279	0		137		165		248		.44736		248	19		19			
TOTALS		RPI 1-25		RPI 26-50			W-L RECORDS			RPI 51-100			RPI 101-150			RPI 150+							
6- 18		0- 1		0- 1			OVERALL			0- 5			0- 2			6- 9							
3- 7		0- 1		0- 0			HOME			0- 2			0- 0			3- 4							
2- 8		0- 0		0- 1			AWAY			0- 2			0- 2			2- 3							
1- 3		0- 0		0- 0			NEUTRAL			0- 1			0- 0			1- 2							
3- 9		0- 1		0- 0			NON-CONFERENCE			0- 3			0- 1			3- 4							
1- 4		0- 1		0- 0			HOME			0- 1			0- 0			1- 2							
1- 2		0- 0		0- 0			AWAY			0- 1			0- 1			1- 0							
1- 3		0- 0		0- 0			NEUTRAL			0- 1			0- 0			1- 2							
3- 9		0- 0		0- 1			CONFERENCE			0- 2			0- 1			3- 5							
2- 3		0- 0		0- 0			HOME			0- 1			0- 0			2- 2							
1- 6		0- 0		0- 1			AWAY			0- 1			0- 1			1- 3							
0- 0		0- 0		0- 0			NEUTRAL			0- 0			0- 0			0- 0							
RPI	S	Opponent		Score		RPI	S	Opponent		Score		RPI	S	Opponent		Score							
5	H	Stanford		0	3	42	A	Towson		0	3	62	A	James Madison		0	3	125	A	Hofstra		0	3
												62	H	James Madison		1	3	143	A	Ohio		0	3
												71	A	Wyoming		0	3	160	H	Jacksonville St.		0	3
												76	H	Michigan St.		0	3	171	H	UNCW		3	0
												100	N	Northern Colo.		2	3	176	N	Virginia		1	3
																		184	N	Buffalo		2	3
																		195	A	Northeastern		1	3
																		213	A	Delaware		0	3
																		213	H	Delaware		1	3
																		227	A	Elon		3	1
																		227	H	Elon		2	3
																		232	N	UConn		3	0
																		250	H	New Orleans		2	3
																		255	H	Charleston So.		3	0
																		281	A	William & Mary		2	3
																		281	H	William & Mary		3	0
																		294	A	The Citadel		3	0
LAST 10 GAMES																							
						227	A	Elon		3	1	42	A	Towson		0	3						
						281	A	William & Mary		2	3	195	A	Northeastern		1	3						
						213	H	Delaware		1	3	125	A	Hofstra		0	3						
						62	H	James Madison		1	3	281	H	William & Mary		3	0						
						171	H	UNCW		3	0	227	H	Elon		2	3						

Non-Div. I Games:

Col. of Charleston

Average RPI Win: 275		WON-LOST	WINNING	LAST 10	STRENGTH OF		OPP. STRENGTH	TEAM	ADJ	CONF.	ADJ CONF.
Average RPI Loss: 161		RECORD	PCT. RANK	GAMES	SCHEDULE		OF SCHEDULE	RPI	RPI	RPI	RPI
DIV. I ONLY		8- 14	.36364	250	3-7		222	264	254	.44612	253
DIV. I NON-CONF.		5- 5	.5	163	0		234	292	225	.46331	225
TOTALS		RPI 1-25	RPI 26-50		W-L RECORDS		RPI 51-100		RPI 101-150		RPI 150+
8- 14	0-0	0-1		OVERALL		0-2		0-4		8-7	
5- 5	0-0	0-1		HOME		0-1		0-1		5-2	
1-7	0-0	0-0		AWAY		0-1		0-3		1-3	
2-2	0-0	0-0		NEUTRAL		0-0		0-0		2-2	
5-5	0-0	0-0		NON-CONFERENCE		0-2		0-0		5-3	
3-1	0-0	0-0		HOME		0-1		0-0		3-0	
0-2	0-0	0-0		AWAY		0-1		0-0		0-1	
2-2	0-0	0-0		NEUTRAL		0-0		0-0		2-2	
3-9	0-0	0-1		CONFERENCE		0-0		0-4		3-4	
2-4	0-0	0-1		HOME		0-0		0-1		2-2	
1-5	0-0	0-0		AWAY		0-0		0-3		1-2	
0-0	0-0	0-0		NEUTRAL		0-0		0-0		0-0	
RPI S	Opponent	Score	RPI S	Opponent	Score	RPI S	Opponent	Score	RPI S	Opponent	Score
			35 H SFA		0 	68 A New Mexico St.	1 		119 H A&M-Corpus Christi	1 	
						94 H Houston	1 		129 A Northwestern St.	0 	
									141 A Houston Baptist	0 	
									144 A Sam Houston St.	0 	
									161 N Portland	1 	
									190 A Georgia St.	2 	
									191 N Western Caro.	3 0	
									197 A Southeastern La.	1 	
									207 H Central Ark.	0 	
									247 N Fordham	2 	
									250 A New Orleans	1 	
									260 A McNeese	3 0	
									266 H Abilene Christian	3 1	
									268 H Nicholls St.	3 0	
									277 H Incarnate Word	1 	
									286 H La.-Monroe	3 0	
									290 H South Dakota St.	3 0	
									310 H Prairie View	3 0	
									329 N Grambling	3 0	
LAST 10 GAMES											
			119 H A&M-Corpus Christi	1 		207 H Central Ark.	0 				
			277 H Incarnate Word	1 		144 A Sam Houston St.	0 				
			141 A Houston Baptist	0 		129 A Northwestern St.	0 				
			260 A McNeese	3 0		266 H Abilene Christian	3 1				
			268 H Nicholls St.	3 0		35 H SFA	0 				

Non-Div. I Games:

Lamar University

Average RPI Win: 268		WON-LOST	WINNING	LAST 10	STRENGTH OF		OPP. STRENGTH	TEAM	ADJ	CONF.	ADJ CONF.
Average RPI Loss: 156		RECORD	PCT. RANK	GAMES	SCHEDULE		OF SCHEDULE	RPI	RPI	RPI	RPI
DIV. I ONLY		10- 17	.37037	249	230		259	255	.44592	254	26
DIV. I NON-CONF.		4- 11	.26667	278	193		199	269	.429	269	25
TOTALS		RPI 1-25	RPI 26-50		W-L RECORDS		RPI 51-100		RPI 101-150		RPI 150+
10- 17	0- 0	0- 0		OVERALL		0- 4		0- 3		10- 10	
4- 6	0- 0	0- 0		HOME		0- 0		0- 1		4- 5	
3- 7	0- 0	0- 0		AWAY		0- 1		0- 1		3- 5	
3- 4	0- 0	0- 0		NEUTRAL		0- 3		0- 1		3- 0	
4- 11	0- 0	0- 0		NON-CONFERENCE		0- 4		0- 2		4- 5	
1- 3	0- 0	0- 0		HOME		0- 0		0- 0		1- 3	
0- 4	0- 0	0- 0		AWAY		0- 1		0- 1		0- 2	
3- 4	0- 0	0- 0		NEUTRAL		0- 3		0- 1		3- 0	
6- 6	0- 0	0- 0		CONFERENCE		0- 0		0- 1		6- 5	
3- 3	0- 0	0- 0		HOME		0- 0		0- 1		3- 2	
3- 3	0- 0	0- 0		AWAY		0- 0		0- 0		3- 3	
0- 0	0- 0	0- 0		NEUTRAL		0- 0		0- 0		0- 0	
RPI S	Opponent	Score	RPI S	Opponent	Score	RPI S	Opponent	Score	RPI S	Opponent	Score
						71 N	Troy	0 3	113 A	Saint Louis	0 3
						90 N	Marshall	0 3	118 N	Santa Clara	2 3
						90 N	Marshall	0 3	133 H	Morehead St.	0 3
						91 A	Indiana	0 3	158 A	Southeast Mo. St.	1 3
									158 H	Southeast Mo. St.	2 3
									160 A	Jacksonville St.	3 1
									166 A	Murray St.	0 3
									178 A	Memphis	1 3
									185 H	Middle Tenn.	1 3
									187 N	FIU	3 1
									188 H	Evansville	1 3
									210 A	Southern Ill.	2 3
									220 A	Austin Peay	1 3
									234 H	Mercer	0 3
									242 H	SIUE	0 3
									249 H	Tennessee Tech	3 1
									270 A	Tennessee St.	3 1
									274 H	Little Rock	3 1
									284 H	Eastern Ky.	3 0
									306 H	Eastern Ill.	3 0
									309 N	Gardner-Webb	3 1
									311 A	Belmont	3 0
									327 N	Ark.-Pine Bluff	3 1
LAST 10 GAMES											
						249 H	Tennessee Tech	3 1	133 H	Morehead St.	0 3
						158 H	Southeast Mo. St.	2 3	284 H	Eastern Ky.	3 0
						270 A	Tennessee St.	3 1	306 H	Eastern Ill.	3 0
						311 A	Belmont	3 0	242 H	SIUE	0 3
						185 H	Middle Tenn.	1 3	220 A	Austin Peay	1 3

Non-Div. I Games:

UT Martin

Average RPI Win: 284		WON-LOST	WINNING	LAST 10	STRENGTH OF		OPP. STRENGTH	TEAM	ADJ	CONF.	ADJ CONF.
Average RPI Loss: 181		RECORD	PCT. RANK	GAMES	SCHEDULE		OF SCHEDULE	RPI	RPI	RPI	RPI
DIV. I ONLY		12- 13	.48 177	3-7	289		286	256	.44452 255	27	27
DIV. I NON-CONF.		8- 6	.57143 134	0	301		291	241	.45507 239	28	28
TOTALS		RPI 1-25	RPI 26-50	W-L RECORDS	RPI 51-100		RPI 101-150	RPI 150+			
12- 13	0-0	0-0	OVERALL	0-5			0-0	12-8			
4- 3	0-0	0-0	HOME	0-2			0-0	4-1			
3- 6	0-0	0-0	AWAY	0-1			0-0	3-5			
5- 4	0-0	0-0	NEUTRAL	0-2			0-0	5-2			
8- 6	0-0	0-0	NON-CONFERENCE	0-2			0-0	8-4			
1- 0	0-0	0-0	HOME	0-0			0-0	1-0			
2- 2	0-0	0-0	AWAY	0-0			0-0	2-2			
5- 4	0-0	0-0	NEUTRAL	0-2			0-0	5-2			
4- 7	0-0	0-0	CONFERENCE	0-3			0-0	4-4			
3- 3	0-0	0-0	HOME	0-2			0-0	3-1			
1- 4	0-0	0-0	AWAY	0-1			0-0	1-3			
0- 0	0-0	0-0	NEUTRAL	0-0			0-0	0-0			
RPI S	Opponent	Score	RPI S	Opponent	Score	RPI S	Opponent	Score	RPI S	Opponent	Score
						61 N	Coastal Caro.	0 3	160 N	Jacksonville St.	3 1
						86 A	Winthrop	1 3	171 A	UNCW	0 3
						86 H	Winthrop	0 3	216 N	Duquesne	1 3
						98 H	High Point	1 3	228 A	Presbyterian	0 3
						99 N	ETSU	0 3	238 H	Campbell	0 3
									241 H	Radford	3 2
									250 N	New Orleans	3 0
									251 N	North Florida	0 3
									252 A	Col. of Charleston	0 3
									273 A	UNC Asheville	0 3
									279 N	LIU Brooklyn	3 1
									280 H	N.C. A&T	3 0
									283 A	Jacksonville	3 1
									292 A	USC Upstate	1 3
									309 A	Gardner-Webb	3 0
									309 H	Gardner-Webb	3 0
									311 N	Belmont	3 1
									317 H	Hampton	3 1
									332 A	South Carolina St.	3 0
									332 N	South Carolina St.	3 0
LAST 10 GAMES											
						292 A	USC Upstate	1 3	238 H	Campbell	0 3
						273 A	UNC Asheville	0 3	98 H	High Point	1 3
						86 H	Winthrop	0 3	241 H	Radford	3 2
						309 H	Gardner-Webb	3 0	228 A	Presbyterian	0 3
						317 H	Hampton	3 1	86 A	Winthrop	1 3

Non-Div. I Games:

Charleston So.

T
o
l
e
d
o

Toledo					Through Games Of Through Nov. 3									
Average RPI Win: 259		WON-LOST RECORD	WINNING PCT. RANK		LAST 10 GAMES	STRENGTH OF SCHEDULE		OPP. STRENGTH OF SCHEDULE		TEAM RPI	ADJ RPI		CONF. RPI	ADJ CONF. RPI
Average RPI Loss: 138														
DIV. I ONLY		7- 17	.29167	282	0-10	175		213		257	.44419	256	13	13
DIV. I NON-CONF.		7- 5	.58333	116	0	190		245		161	.50399	160	14	14
TOTALS		RPI 1-25		RPI 26-50		W-L RECORDS		RPI 51-100		RPI 101-150		RPI 150+		
7- 17	0- 0	0- 2		OVERALL		0- 2		1- 6		6- 7				
1- 8	0- 0	0- 1		HOME		0- 2		1- 3		0- 2				
1- 8	0- 0	0- 1		AWAY		0- 0		0- 3		1- 4				
5- 1	0- 0	0- 0		NEUTRAL		0- 0		0- 0		5- 1				
7- 5	0- 0	0- 2		NON-CONFERENCE		0- 0		1- 0		6- 3				
1- 2	0- 0	0- 1		HOME		0- 0		1- 0		0- 1				
1- 2	0- 0	0- 1		AWAY		0- 0		0- 0		1- 1				
5- 1	0- 0	0- 0		NEUTRAL		0- 0		0- 0		5- 1				
0- 12	0- 0	0- 0		CONFERENCE		0- 2		0- 6		0- 4				
0- 6	0- 0	0- 0		HOME		0- 2		0- 3		0- 1				
0- 6	0- 0	0- 0		AWAY		0- 0		0- 3		0- 3				
0- 0	0- 0	0- 0		NEUTRAL		0- 0		0- 0		0- 0				
RPI S	Opponent	Score	RPI S	Opponent	Score	RPI S	Opponent	Score	RPI S	Opponent	Score			
27 H	Western Ky.	0 3	75 H	Bowling Green	1 3	103 H	Loyola Chicago	3 2						
45 A	Wright St.	0 3	96 H	Miami (OH)	0 3	107 A	Central Mich.	2 3						
						116 H	Akron	1 3						
						123 H	Western Mich.	0 3						
						135 A	Ball St.	2 3						
						135 H	Ball St.	0 3						
						143 A	Ohio	0 3						
						158 N	Southeast Mo. St.	1 3						
						172 H	North Dakota St.	0 3						
						178 A	Memphis	1 3						
						184 A	Buffalo	2 3						
						203 A	Kent St.	2 3						
						221 A	Eastern Mich.	1 3						
						235 H	Northern Ill.	1 3						
						241 A	Radford	3 2						
						265 N	Indiana St.	3 0						
						271 N	Rider	3 1						
						301 N	Western Ill.	3 0						
						305 N	North Ala.	3 0						
						330 N	Norfolk St.	3 0						
			LAST 10 GAMES											
	116 H	Akron	1	3	203 A	Kent St.	2	3						
	135 A	Ball St.	2	3	107 A	Central Mich.	2	3						
	96 H	Miami (OH)	0	3	221 A	Eastern Mich.	1	3						
	75 H	Bowling Green	1	3	235 H	Northern Ill.	1	3						
	143 A	Ohio	0	3	123 H	Western Mich.	0	3						

T
o
l
e
d
o

Non-Div. I Games:

Toledo

Average RPI Win:	250	WON-LOST RECORD	WINNING PCT. RANK	LAST 10 GAMES	STRENGTH OF SCHEDULE	OPP. STRENGTH OF SCHEDULE	TEAM RPI	ADJ RPI	CONF. RPI	ADJ CONF. RPI		
Average RPI Loss:	169											
DIV. I ONLY	7- 13	.35	257	2-8	212	257	252	.44383	257	12	12	
DIV. I NON-CONF.	5- 5	.5	163	1-0	261	308	244	.44886	245	18	18	
<hr/>												
TOTALS	RPI 1-25	RPI 26-50		W-L RECORDS		RPI 51-100		RPI 101-150		RPI 150+		
7- 13	0-0	0-0		OVERALL		0-4		0-2		7-7		
2- 7	0-0	0-0		HOME		0-2		0-1		2-4		
2- 5	0-0	0-0		AWAY		0-2		0-1		2-2		
3- 1	0-0	0-0		NEUTRAL		0-0		0-0		3-1		
<hr/>												
5- 5	0-0	0-0		NON-CONFERENCE		0-0		0-1		5-4		
1- 3	0-0	0-0		HOME		0-0		0-1		1-2		
1- 1	0-0	0-0		AWAY		0-0		0-0		1-1		
3- 1	0-0	0-0		NEUTRAL		0-0		0-0		3-1		
<hr/>												
2- 8	0-0	0-0		CONFERENCE		0-4		0-1		2-3		
1- 4	0-0	0-0		HOME		0-2		0-0		1-2		
1- 4	0-0	0-0		AWAY		0-2		0-1		1-1		
0- 0	0-0	0-0		NEUTRAL		0-0		0-0		0-0		
<hr/>												
RPI S	Opponent	Score	RPI S	Opponent	Score	RPI S	Opponent	Score	RPI S	Opponent	Score	
						80 H Princeton	0	3	125 H Hofstra	0	3	
						85 A Yale	1	3	145 A Columbia	1	3	
						85 H Yale	0	3	183 H New Hampshire	3	1	
						95 A Cornell	0	3	186 A Brown	1	3	
									186 H Brown	1	3	
									204 H Penn	1	3	
									211 A Harvard	3	2	
									211 H Harvard	3	0	
									232 A UConn	1	3	
									246 H Hartford	0	3	
									247 H Fordham	1	3	
									273 A UNC Asheville	3	0	
									280 N N.C. A&T	3	0	
									284 N Eastern Ky.	0	3	
									293 N Providence	3	0	
			298 N Holy Cross	3	0							
<hr/>												
			LAST 10 GAMES									
			186 H Brown			1	3	204 H Penn			1	3
			85 H Yale			0	3	145 A Columbia			1	3
			183 H New Hampshire			3	1	95 A Cornell			0	3
			211 H Harvard			3	0	85 A Yale			1	3
			80 H Princeton			0	3	186 A Brown			1	3

Non-Div. I Games:

Dartmouth

Average RPI Win: 270		WON-LOST RECORD		WINNING PCT. RANK		LAST 10 GAMES		STRENGTH OF SCHEDULE		OPP. STRENGTH OF SCHEDULE		TEAM RPI		ADJ RPI		CONF. RPI		ADJ CONF. RPI	
DIV. I ONLY		6- 16		.27273 288		1-9		149		254		258		.44355 258		18		18	
DIV. I NON-CONF.		5- 7		.41667 221		0		176		297		227		.46249 227		15		15	
TOTALS		RPI 1-25		RPI 26-50		W-L RECORDS		RPI 51-100		RPI 101-150		RPI 150+							
6- 16		0- 0		0- 1		OVERALL		0- 3		0- 5		6- 7							
3- 5		0- 0		0- 0		HOME		0- 1		0- 3		3- 1							
1- 7		0- 0		0- 1		AWAY		0- 1		0- 2		1- 3							
2- 4		0- 0		0- 0		NEUTRAL		0- 1		0- 0		2- 3							
5- 7		0- 0		0- 0		NON-CONFERENCE		0- 1		0- 2		5- 4							
2- 1		0- 0		0- 0		HOME		0- 0		0- 1		2- 0							
1- 2		0- 0		0- 0		AWAY		0- 0		0- 1		1- 1							
2- 4		0- 0		0- 0		NEUTRAL		0- 1		0- 0		2- 3							
1- 9		0- 0		0- 1		CONFERENCE		0- 2		0- 3		1- 3							
1- 4		0- 0		0- 0		HOME		0- 1		0- 2		1- 1							
0- 5		0- 0		0- 1		AWAY		0- 1		0- 1		0- 2							
0- 0		0- 0		0- 0		NEUTRAL		0- 0		0- 0		0- 0							
RPI S	Opponent	Score		RPI S	Opponent	Score		RPI S	Opponent	Score		RPI S	Opponent	Score					
				48 A	VCU	0	3	51 A	Dayton	1	3	102 H	Boston College	2	3				
								51 H	Dayton	0	3	113 A	Saint Louis	0	3				
								70 N	Colgate	0	3	113 H	Saint Louis	2	3				
												114 A	Army West Point	1	3				
												142 H	La Salle	0	3				
												183 N	New Hampshire	1	3				
												192 H	Albany (NY)	3	0				
												208 A	Davidson	0	3				
												211 A	Harvard	1	3				
												216 H	Duquesne	0	3				
												222 N	Sacred Heart	2	3				
												236 N	Bucknell	0	3				
												240 H	Bryant	3	2				
												247 A	Fordham	0	3				
												247 H	Fordham	3	2				
												289 A	Central Conn. St.	3	1				
												321 N	Iona	3	0				
												328 N	Saint Peter's	3	0				
LAST 10 GAMES																			
				216 H	Duquesne	0	3	208 A	Davidson	0	3								
				142 H	La Salle	0	3	48 A	VCU	0	3								
				247 A	Fordham	0	3	113 A	Saint Louis	0	3								
				51 H	Dayton	0	3	51 A	Dayton	1	3								
				113 H	Saint Louis	2	3	247 H	Fordham	3	2								

Non-Div. I Games:

Rhode Island

Average RPI Win:		232	WON-LOST RECORD		WINNING PCT. RANK		LAST 10 GAMES		STRENGTH OF SCHEDULE		OPP. STRENGTH OF SCHEDULE		TEAM RPI		ADJ RPI		CONF. RPI		ADJ CONF. RPI	
DIV. I ONLY			6- 16		.27273 288		2-8		179		137		259		.44344 259		8		8	
DIV. I NON-CONF.			4- 7		.36364 241		0		250		216		268		.43126 267		7		6	
TOTALS		RPI 1-25		RPI 26-50		W-L RECORDS		RPI 51-100		RPI 101-150		RPI 150+								
6- 16		0- 1		0- 1		OVERALL		0- 4		1- 4		5- 6								
5- 4		0- 0		0- 0		HOME		0- 1		1- 1		4- 2								
0- 9		0- 1		0- 1		AWAY		0- 3		0- 2		0- 2								
1- 3		0- 0		0- 0		NEUTRAL		0- 0		0- 1		1- 2								
4- 7		0- 0		0- 0		NON-CONFERENCE		0- 2		0- 2		4- 3								
3- 2		0- 0		0- 0		HOME		0- 1		0- 1		3- 0								
0- 2		0- 0		0- 0		AWAY		0- 1		0- 0		0- 1								
1- 3		0- 0		0- 0		NEUTRAL		0- 0		0- 1		1- 2								
2- 9		0- 1		0- 1		CONFERENCE		0- 2		1- 2		1- 3								
2- 2		0- 0		0- 0		HOME		0- 0		1- 0		1- 2								
0- 7		0- 1		0- 1		AWAY		0- 2		0- 2		0- 1								
0- 0		0- 0		0- 0		NEUTRAL		0- 0		0- 0		0- 0								
RPI	S	Opponent		Score		RPI	S	Opponent		Score		RPI	S	Opponent		Score				
16	A	BYU		0 3		33	A	San Diego		0 3		56	A	Pepperdine		1 3				
												93	A	Denver		1 3				
												95	H	Cornell		1 3				
												97	A	LMU (CA)		0 3				
												115	A	Saint Mary's (CA)		0 3				
												118	A	Santa Clara		1 3				
												118	H	Santa Clara		3 0				
												137	N	UC Davis		0 3				
												147	H	Nevada		1 3				
												155	A	Pacific		1 3				
												155	H	Pacific		2 3				
												161	H	Portland		2 3				
												182	H	Purdue Fort Wayne		3 0				
												201	N	Fresno St.		0 3				
												243	N	Seattle U		1 3				
												244	H	Gonzaga		3 2				
												262	A	CSU Bakersfield		2 3				
												267	H	UC Riverside		3 2				
												288	N	Southern Miss.		3 0				
												295	H	Utah St.		3 0				
LAST 10 GAMES																				
118 H Santa Clara						3 0		33 A San Diego						0 3						
115 A Saint Mary's (CA)						0 3		16 A BYU						0 3						
155 A Pacific						1 3		118 A Santa Clara						1 3						
244 H Gonzaga						3 2		155 H Pacific						2 3						
161 H Portland						2 3		97 A LMU (CA)						0 3						

Non-Div. I Games:

San Francisco

Average RPI Win: 280		WON-LOST RECORD	WINNING PCT. RANK	LAST 10 GAMES	STRENGTH OF SCHEDULE	OPP. STRENGTH OF SCHEDULE	TEAM RPI	ADJ RPI	CONF. RPI	ADJ CONF. RPI	
Average RPI Loss: 181											
DIV. I ONLY		10- 14	.41667 220	3-7	266	283	261	.44009 260	21	21	
DIV. I NON-CONF.		7- 5	.58333 116	0	288	324	239	.4531 241	23	22	
<hr/>											
TOTALS		RPI 1-25	RPI 26-50		W-L RECORDS		RPI 51-100		RPI 101-150		RPI 150+
10- 14		0- 0	0- 1		OVERALL		0- 1		1- 3		9- 9
6- 5		0- 0	0- 1		HOME		0- 1		0- 2		6- 1
1- 8		0- 0	0- 0		AWAY		0- 0		1- 1		0- 7
3- 1		0- 0	0- 0		NEUTRAL		0- 0		0- 0		3- 1
<hr/>											
7- 5		0- 0	0- 0		NON-CONFERENCE		0- 1		0- 0		7- 4
4- 1		0- 0	0- 0		HOME		0- 1		0- 0		4- 0
0- 3		0- 0	0- 0		AWAY		0- 0		0- 0		0- 3
3- 1		0- 0	0- 0		NEUTRAL		0- 0		0- 0		3- 1
<hr/>											
3- 9		0- 0	0- 1		CONFERENCE		0- 0		1- 3		2- 5
2- 4		0- 0	0- 1		HOME		0- 0		0- 2		2- 1
1- 5		0- 0	0- 0		AWAY		0- 0		1- 1		0- 4
0- 0		0- 0	0- 0		NEUTRAL		0- 0		0- 0		0- 0
<hr/>											
RPI S	Opponent	Score	RPI S	Opponent	Score	RPI S	Opponent	Score	RPI S	Opponent	Score
			35 H SFA		0 3	94 H Houston		1 3	119 H A&M-Corpus Christi		0 3
									129 A Northwestern St.		1 3
									141 H Houston Baptist		2 3
									144 A Sam Houston St.		3 2
									156 A Robert Morris		1 3
									177 A Louisiana		2 3
									197 A Southeastern La.		0 3
									207 A Central Ark.		2 3
									221 N Eastern Mich.		0 3
									227 N Elon		3 2
									250 A New Orleans		0 3
									253 H Lamar University		0 3
									266 H Abilene Christian		3 0
									268 A Nicholls St.		2 3
									277 H Incarnate Word		3 2
									286 A La.-Monroe		1 3
									286 H La.-Monroe		3 0
									310 H Prairie View		3 0
									315 N Florida A&M		3 1
									324 N Manhattan		3 1
									326 H Texas Southern		3 0
									329 H Grambling		3 0
			LAST 10 GAMES								
			277 H Incarnate Word		3 2	250 A New Orleans		0 3			
			119 H A&M-Corpus Christi		0 3	141 H Houston Baptist		2 3			
			144 A Sam Houston St.		3 2	207 A Central Ark.		2 3			
			253 H Lamar University		0 3	35 H SFA		0 3			
			129 A Northwestern St.		1 3	266 H Abilene Christian		3 0			

Non-Div. I Games:

McNeese

Average RPI Win: 241		WON-LOST	WINNING	LAST 10	STRENGTH OF		OPP. STRENGTH	TEAM	ADJ	CONF.	ADJ CONF.
Average RPI Loss: 158		RECORD	PCT. RANK	GAMES	SCHEDULE		OF SCHEDULE	RPI	RPI	RPI	RPI
DIV. I ONLY		5- 18	.21739	308	5-5		104	261	263	.43985	261
DIV. I NON-CONF.		0- 11	0	322	0		111	143	294	.39577	292
TOTALS		RPI 1-25	RPI 26-50		W-L RECORDS		RPI 51-100		RPI 101-150		RPI 150+
5- 18	0- 0	0- 0		OVERALL		1- 6		0- 2		4- 10	
3- 4	0- 0	0- 0		HOME		0- 1		0- 1		3- 2	
2- 9	0- 0	0- 0		AWAY		1- 3		0- 0		1- 6	
0- 5	0- 0	0- 0		NEUTRAL		0- 2		0- 1		0- 2	
0- 11	0- 0	0- 0		NON-CONFERENCE		0- 4		0- 2		0- 5	
0- 1	0- 0	0- 0		HOME		0- 0		0- 1		0- 0	
0- 5	0- 0	0- 0		AWAY		0- 2		0- 0		0- 3	
0- 5	0- 0	0- 0		NEUTRAL		0- 2		0- 1		0- 2	
5- 7	0- 0	0- 0		CONFERENCE		1- 2		0- 0		4- 5	
3- 3	0- 0	0- 0		HOME		0- 1		0- 0		3- 2	
2- 4	0- 0	0- 0		AWAY		1- 1		0- 0		1- 3	
0- 0	0- 0	0- 0		NEUTRAL		0- 0		0- 0		0- 0	
RPI S	Opponent	Score	RPI S	Opponent	Score	RPI S	Opponent	Score	RPI S	Opponent	Score
						61 N	Coastal Caro.	0 3	105 N	Kennesaw St.	2 3
						62 N	James Madison	0 3	150 H	NC State	0 3
						73 A	Samford	0 3	176 A	Virginia	1 3
						86 A	Winthrop	1 3	191 A	Western Caro.	0 3
						98 A	High Point	0 3	191 H	Western Caro.	2 3
						99 A	ETSU	3 2	198 N	Appalachian St.	0 3
						99 H	ETSU	1 3	199 N	Loyola Maryland	2 3
									202 A	Wake Forest	0 3
									212 A	Wofford	1 3
									212 H	Wofford	0 3
									227 A	Elon	1 3
									234 H	Mercer	3 2
									278 H	UNC Greensboro	3 1
									294 A	The Citadel	1 3
									294 H	The Citadel	3 1
									302 A	Chattanooga	3 2
LAST 10 GAMES											
						212 A	Wofford	1 3	278 H	UNC Greensboro	3 1
						294 A	The Citadel	1 3	302 A	Chattanooga	3 2
						191 A	Western Caro.	0 3	73 A	Samford	0 3
						99 A	ETSU	3 2	294 H	The Citadel	3 1
						234 H	Mercer	3 2	212 H	Wofford	0 3

Non-Div. I Games:

Furman

Average RPI Win: 229		WON-LOST	WINNING	LAST 10	STRENGTH OF		OPP. STRENGTH	TEAM	ADJ	CONF.	ADJ CONF.
Average RPI Loss: 161		RECORD	PCT. RANK	GAMES	SCHEDULE		OF SCHEDULE	RPI	RPI	RPI	RPI
DIV. I ONLY		8- 16	.33333	269	2-8		247	181	264	.43765	262
DIV. I NON-CONF.		5- 7	.41667	221	0		211	220	233	.45818	233
TOTALS		RPI 1-25	RPI 26-50		W-L RECORDS		RPI 51-100		RPI 101-150		RPI 150+
8- 16	0- 0	0- 0		OVERALL		0- 2		1- 5		7- 9	
4- 4	0- 0	0- 0		HOME		0- 1		1- 1		3- 2	
3- 7	0- 0	0- 0		AWAY		0- 1		0- 2		3- 4	
1- 5	0- 0	0- 0		NEUTRAL		0- 0		0- 2		1- 3	
5- 7	0- 0	0- 0		NON-CONFERENCE		0- 0		1- 2		4- 5	
2- 1	0- 0	0- 0		HOME		0- 0		1- 0		1- 1	
2- 1	0- 0	0- 0		AWAY		0- 0		0- 0		2- 1	
1- 5	0- 0	0- 0		NEUTRAL		0- 0		0- 2		1- 3	
3- 9	0- 0	0- 0		CONFERENCE		0- 2		0- 3		3- 4	
2- 3	0- 0	0- 0		HOME		0- 1		0- 1		2- 1	
1- 6	0- 0	0- 0		AWAY		0- 1		0- 2		1- 3	
0- 0	0- 0	0- 0		NEUTRAL		0- 0		0- 0		0- 0	
RPI S	Opponent	Score	RPI S	Opponent	Score	RPI S	Opponent	Score	RPI S	Opponent	Score
						68 A	New Mexico St.	1 3	117 A	UMKC	0 3
						87 H	Grand Canyon	2 3	117 H	UMKC	1 3
									118 N	Santa Clara	0 3
									130 A	UTRGV	1 3
									137 H	UC Davis	3 1
									147 N	Nevada	1 3
									159 A	Utah Valley	1 3
									159 H	Utah Valley	0 3
									164 N	UTEP	3 2
									169 A	Sacramento St.	2 3
									179 A	California Baptist	2 3
									180 N	CSUN	0 3
									201 A	Fresno St.	3 1
									201 H	Fresno St.	0 3
									225 N	Montana St.	1 3
									243 A	Seattle U	1 3
									243 H	Seattle U	3 2
									259 H	San Francisco	3 2
									269 A	Chicago St.	3 1
									269 H	Chicago St.	3 2
									276 N	Canisius	2 3
									291 A	Montana	3 0
LAST 10 GAMES											
						243 A	Seattle U	1 3	87 H	Grand Canyon	2 3
						159 A	Utah Valley	1 3	130 A	UTRGV	1 3
						269 H	Chicago St.	3 2	68 A	New Mexico St.	1 3
						117 H	UMKC	1 3	243 H	Seattle U	3 2
						179 A	California Baptist	2 3	159 H	Utah Valley	0 3























Non-Div. I Games:

CSU Bakersfield

Average RPI Win: 298		WON-LOST	WINNING	LAST 10	STRENGTH OF		OPP. STRENGTH	TEAM	ADJ	CONF.	ADJ CONF.
Average RPI Loss: 160		RECORD	PCT. RANK	GAMES	SCHEDULE		OF SCHEDULE	RPI	RPI	RPI	RPI
DIV. I ONLY		11- 15	.42308 214	3-7	271		282	262	.43762 263	22	22
DIV. I NON-CONF.		8- 6	.57143 134	0	307		317	251	.44299 254	21	21
TOTALS		RPI 1-25	RPI 26-50	W-L RECORDS	RPI 51-100		RPI 101-150	RPI 150+			
11- 15	0-0		0-2	OVERALL	0-2		0-1	11-10			
2- 6	0-0		0-1	HOME	0-1		0-1	2-3			
4- 8	0-0		0-1	AWAY	0-0		0-0	4-7			
5- 1	0-0		0-0	NEUTRAL	0-1		0-0	5-0			
8- 6	0-0		0-0	NON-CONFERENCE	0-1		0-1	8-4			
1- 1	0-0		0-0	HOME	0-0		0-1	1-0			
2- 4	0-0		0-0	AWAY	0-0		0-0	2-4			
5- 1	0-0		0-0	NEUTRAL	0-1		0-0	5-0			
3- 9	0-0		0-2	CONFERENCE	0-1		0-0	3-6			
1- 5	0-0		0-1	HOME	0-1		0-0	1-3			
2- 4	0-0		0-1	AWAY	0-0		0-0	2-3			
0- 0	0-0		0-0	NEUTRAL	0-0		0-0	0-0			
RPI S	Opponent	Score	RPI S	Opponent	Score	RPI S	Opponent	Score	RPI S	Opponent	Score
			38 A	South Dakota	0 3	58 N	Villanova	0 3	116 H	Akron	0 3
			38 H	South Dakota	0 3	93 H	Denver	0 3	157 A	Omaha	1 3
									157 H	Omaha	0 3
									172 H	North Dakota St.	1 3
									182 A	Purdue Fort Wayne	1 3
									182 H	Purdue Fort Wayne	0 3
									186 A	Brown	1 3
									230 N	Marist	3 2
									238 A	Campbell	0 3
									240 A	Bryant	0 3
									250 A	New Orleans	1 3
									275 A	Oral Roberts	3 2
									282 H	Eastern Wash.	3 2
									286 N	La.-Monroe	3 1
									290 A	South Dakota St.	1 3
									294 N	The Citadel	3 1
									301 A	Western Ill.	3 2
									301 H	Western Ill.	3 1
									316 A	N.C. Central	3 1
									327 N	Ark.-Pine Bluff	3 1
									332 N	South Carolina St.	3 0
									335 A	Mississippi Val.	3 0
			LAST 10 GAMES								
			182 A	Purdue Fort Wayne	1 3	275 A	Oral Roberts	3 2			
			301 A	Western Ill.	3 2	172 H	North Dakota St.	1 3			
			38 H	South Dakota	0 3	290 A	South Dakota St.	1 3			
			157 H	Omaha	0 3	182 H	Purdue Fort Wayne	0 3			
			93 H	Denver	0 3	301 H	Western Ill.	3 1			

Non-Div. I Games:

North Dakota

Average RPI Win: 304		WON-LOST	WINNING	LAST 10	STRENGTH OF		OPP. STRENGTH	TEAM	ADJ	CONF.	ADJ CONF.
Average RPI Loss: 178		RECORD	PCT. RANK	GAMES	SCHEDULE		OF SCHEDULE	RPI	RPI	RPI	RPI
DIV. I ONLY		13- 14	.48148	174	2-8		288	303	260	.43689	264
DIV. I NON-CONF.		11- 5	.6875	86	0		314	331	240	.44896	244
TOTALS		RPI 1-25	RPI 26-50		W-L RECORDS		RPI 51-100		RPI 101-150		RPI 150+
13- 14	0- 0	0- 0		OVERALL		0- 2		0- 3		13- 9	
8- 7	0- 0	0- 0		HOME		0- 2		0- 0		8- 5	
2- 5	0- 0	0- 0		AWAY		0- 0		0- 1		2- 4	
3- 2	0- 0	0- 0		NEUTRAL		0- 0		0- 2		3- 0	
11- 5	0- 0	0- 0		NON-CONFERENCE		0- 0		0- 2		11- 3	
6- 2	0- 0	0- 0		HOME		0- 0		0- 0		6- 2	
2- 1	0- 0	0- 0		AWAY		0- 0		0- 0		2- 1	
3- 2	0- 0	0- 0		NEUTRAL		0- 0		0- 2		3- 0	
2- 9	0- 0	0- 0		CONFERENCE		0- 2		0- 1		2- 6	
2- 5	0- 0	0- 0		HOME		0- 2		0- 0		2- 3	
0- 4	0- 0	0- 0		AWAY		0- 0		0- 1		0- 3	
0- 0	0- 0	0- 0		NEUTRAL		0- 0		0- 0		0- 0	
RPI S	Opponent	Score	RPI S	Opponent	Score	RPI S	Opponent	Score	RPI S	Opponent	Score
						59 H	American	1 	108 N	Temple	0 
						70 H	Colgate	2 	114 A	Army West Point	1 
									146 N	Fairfield	2 
									152 H	Navy	1 
									193 A	Lehigh	1 
									193 H	Lehigh	2 
									199 A	Loyola Maryland	0 
									199 H	Loyola Maryland	1 
									204 H	Penn	1 
									236 A	Bucknell	1 
									236 H	Bucknell	3 1
									246 A	Hartford	3 1
									289 N	Central Conn. St.	3 1
									298 H	Holy Cross	3 2
									299 A	UMBC	1 
									308 N	St. Francis Brooklyn	3 2
									312 H	UMES	3 1
									312 N	UMES	3 2
									314 H	Siena	3 0
									322 H	Delaware St.	3 0
									322 H	Delaware St.	3 1
									324 H	Manhattan	1 
									328 H	Saint Peter's	1 0
									331 A	Fairleigh Dickinson	3 1
									333 H	Merrimack	3 0
LAST 10 GAMES											
						152 H	Navy	1 	114 A	Army West Point	1 
						199 H	Loyola Maryland	1 	70 H	Colgate	2 
						193 A	Lehigh	1 	298 H	Holy Cross	3 2
						236 H	Bucknell	3 1	199 A	Loyola Maryland	0 
						59 H	American	1 	236 A	Bucknell	1 

Non-Div. I Games:

Lafayette

Average RPI Win: 232		WON-LOST	WINNING	LAST 10	STRENGTH OF		OPP. STRENGTH	TEAM	ADJ	CONF.	ADJ CONF.
Average RPI Loss: 134		RECORD	PCT. RANK	GAMES	SCHEDULE		OF SCHEDULE	RPI	RPI	RPI	RPI
DIV. I ONLY		5- 17	.22727	304	3-7		167	125	268	.43556	265
DIV. I NON-CONF.		2- 8	.2	298	0		130	129	259	.44019	259
TOTALS		RPI 1-25	RPI 26-50		W-L RECORDS		RPI 51-100		RPI 101-150		RPI 150+
5- 17	0-0	0- 5		OVERALL		0- 2		0- 2		5- 8	
3- 4	0-0	0- 1		HOME		0- 0		0- 1		3- 2	
1- 8	0-0	0- 3		AWAY		0- 1		0- 1		1- 3	
1- 5	0-0	0- 1		NEUTRAL		0- 1		0- 0		1- 3	
2- 8	0-0	0- 3		NON-CONFERENCE		0- 2		0- 0		2- 3	
1- 0	0-0	0- 0		HOME		0- 0		0- 0		1- 0	
0- 3	0-0	0- 2		AWAY		0- 1		0- 0		0- 0	
1- 5	0-0	0- 1		NEUTRAL		0- 1		0- 0		1- 3	
3- 9	0-0	0- 2		CONFERENCE		0- 0		0- 2		3- 5	
2- 4	0-0	0- 1		HOME		0- 0		0- 1		2- 2	
1- 5	0-0	0- 1		AWAY		0- 0		0- 1		1- 3	
0- 0	0-0	0- 0		NEUTRAL		0- 0		0- 0		0- 0	
RPI S	Opponent	Score	RPI S	Opponent	Score	RPI S	Opponent	Score	RPI S	Opponent	Score
			31 N	Cincinnati	0 3	76 A	Michigan St.	0 3	103 A	Loyola Chicago	1 3
			45 A	Wright St.	2 3	96 N	Miami (OH)	0 3	103 H	Loyola Chicago	0 3
			46 A	Green Bay	2 3				153 H	Bradley	1 3
			47 A	UNI	1 3				188 H	Evansville	3 1
			47 H	UNI	0 3				195 N	Northeastern	1 3
									200 A	Valparaiso	0 3
									200 H	Valparaiso	0 3
									201 N	Fresno St.	0 3
									210 A	Southern Ill.	3 2
									214 H	IUPUI	3 0
									229 A	Missouri St.	2 3
									248 A	Drake	2 3
									248 H	Drake	3 1
									256 N	Toledo	0 3
									301 N	Western Ill.	3 0
LAST 10 GAMES											
			103 A	Loyola Chicago	1 3	229 A	Missouri St.	2 3			
			200 A	Valparaiso	0 3	188 H	Evansville	3 1			
			248 H	Drake	3 1	200 H	Valparaiso	0 3			
			47 H	UNI	0 3	103 H	Loyola Chicago	0 3			
			210 A	Southern Ill.	3 2	153 H	Bradley	1 3			

Non-Div. I Games:

Indiana St.

Average RPI Win: 253		WON-LOST	WINNING	LAST 10	STRENGTH OF		OPP. STRENGTH	TEAM	ADJ	CONF.	ADJ CONF.
Average RPI Loss: 160		RECORD	PCT. RANK	GAMES	SCHEDULE		OF SCHEDULE	RPI	RPI	RPI	RPI
DIV. I ONLY		5- 17	.22727 304	1-9	137		237	270	.43493 266	21	21
DIV. I NON-CONF.		2- 8	.2 298	0	123		226	265	.43332 265	23	22
TOTALS		RPI 1-25	RPI 26-50	W-L RECORDS	RPI 51-100		RPI 101-150		RPI 150+		
5- 17	0- 1	0- 1	OVERALL	0- 2		1- 4		4- 9			
4- 5	0- 0	0- 0	HOME	0- 0		1- 3		3- 2			
0- 9	0- 1	0- 1	AWAY	0- 1		0- 1		0- 5			
1- 3	0- 0	0- 0	NEUTRAL	0- 1		0- 0		1- 2			
2- 8	0- 1	0- 0	NON-CONFERENCE	0- 2		0- 1		2- 4			
1- 2	0- 0	0- 0	HOME	0- 0		0- 1		1- 1			
0- 3	0- 1	0- 0	AWAY	0- 1		0- 0		0- 1			
1- 3	0- 0	0- 0	NEUTRAL	0- 1		0- 0		1- 2			
3- 9	0- 0	0- 1	CONFERENCE	0- 0		1- 3		2- 5			
3- 3	0- 0	0- 0	HOME	0- 0		1- 2		2- 1			
0- 6	0- 0	0- 1	AWAY	0- 0		0- 1		0- 4			
0- 0	0- 0	0- 0	NEUTRAL	0- 0		0- 0		0- 0			
RPI S	Opponent	Score	RPI S	Opponent	Score	RPI S	Opponent	Score	RPI S	Opponent	Score
17 A	Rice	0 3	35 A	SFA	0 3	65 A	Texas Tech	0 3	119 H	A&M-Corpus Christi	3 1
						97 N	LMU (CA)	0 3	122 H	North Texas	0 3
									129 A	Northwestern St.	0 3
									141 H	Houston Baptist	0 3
									144 H	Sam Houston St.	2 3
									157 A	Omaha	0 3
									170 H	Cal St. Fullerton	0 3
									192 N	Albany (NY)	1 3
									197 H	Southeastern La.	1 3
									207 A	Central Ark.	0 3
									250 H	New Orleans	3 0
									253 A	Lamar University	1 3
									260 A	McNeese	0 3
									268 A	Nicholls St.	1 3
									272 N	Idaho St.	1 3
									277 H	Incarnate Word	3 0
									310 H	Prairie View	3 2
									310 N	Prairie View	3 1
			LAST 10 GAMES								
			144 H Sam Houston St.			2 3	197 H Southeastern La.			1 3	
			141 H Houston Baptist			0 3	35 A SFA			0 3	
			207 A Central Ark.			0 3	268 A Nicholls St.			1 3	
			129 A Northwestern St.			0 3	253 A Lamar University			1 3	
			250 H New Orleans			3 0	260 A McNeese			0 3	

Non-Div. I Games:

Abilene Christian

Average RPI Win:		234	WON-LOST RECORD		WINNING PCT. RANK		LAST 10 GAMES		STRENGTH OF SCHEDULE		OPP. STRENGTH OF SCHEDULE		TEAM RPI		ADJ RPI		CONF. RPI		ADJ CONF. RPI	
Average RPI Loss:		137																		
DIV. I ONLY			5- 17		.22727 304		0-10		165		146		271		.43449 267		9		9	
DIV. I NON-CONF.			4- 7		.36364 241		0		265		254		274		.42202 273		9		9	
TOTALS		RPI 1-25		RPI 26-50		W-L RECORDS		RPI 51-100		RPI 101-150		RPI 150+								
5- 17		0- 1		0- 4		OVERALL		0- 1		1- 2		4- 9								
1- 6		0- 0		0- 2		HOME		0- 0		0- 0		1- 4								
0- 9		0- 1		0- 2		AWAY		0- 1		0- 1		0- 4								
4- 2		0- 0		0- 0		NEUTRAL		0- 0		1- 1		3- 1								
4- 7		0- 0		0- 0		NON-CONFERENCE		0- 1		1- 1		3- 5								
0- 2		0- 0		0- 0		HOME		0- 0		0- 0		0- 2								
0- 3		0- 0		0- 0		AWAY		0- 1		0- 0		0- 2								
4- 2		0- 0		0- 0		NEUTRAL		0- 0		1- 1		3- 1								
1- 10		0- 1		0- 4		CONFERENCE		0- 0		0- 1		1- 4								
1- 4		0- 0		0- 2		HOME		0- 0		0- 0		1- 2								
0- 6		0- 1		0- 2		AWAY		0- 0		0- 1		0- 2								
0- 0		0- 0		0- 0		NEUTRAL		0- 0		0- 0		0- 0								
RPI S	Opponent		Score		RPI S	Opponent		Score		RPI S	Opponent		Score		RPI S	Opponent		Score		
11	A	Hawaii	0 3		26	A	UC Santa Barbara	0 3		87	A	Grand Canyon	1 3		137	A	UC Davis	0 3		
					26	H	UC Santa Barbara	0 3							147	N	Nevada	3 0		
					41	A	Cal Poly	0 3							148	N	San Diego St.	1 3		
					41	H	Cal Poly	0 3							167	A	Long Beach St.	0 3		
															167	H	Long Beach St.	0 3		
															170	H	Cal St. Fullerton	3 1		
															180	A	CSUN	0 3		
															180	H	CSUN	0 3		
															182	N	Purdue Fort Wayne	2 3		
															204	H	Penn	1 3		
															235	A	Northern Ill.	2 3		
															242	N	SIUE	3 0		
															243	H	Seattle U	1 3		
															259	A	San Francisco	2 3		
															282	N	Eastern Wash.	3 0		
															331	N	Fairleigh Dickinson	3 1		

Non-Div. I Games:

UC Riverside

Average RPI Win: 265		WON-LOST	WINNING	LAST 10	STRENGTH OF		OPP. STRENGTH	TEAM	ADJ	CONF.	ADJ CONF.
Average RPI Loss: 185		RECORD	PCT. RANK	GAMES	SCHEDULE		OF SCHEDULE	RPI	RPI	RPI	RPI
DIV. I ONLY		10- 13	.43478	207	3-7		291	272	267	.43447	268
DIV. I NON-CONF.		6- 5	.54545	143	0		321	315	279	.41683	278
TOTALS		RPI 1-25	RPI 26-50		W-L RECORDS		RPI 51-100		RPI 101-150		RPI 150+
10- 13	0-0	0-1		OVERALL		0-0		1-4		9-8	
6- 3	0-0	0-0		HOME		0-0		0-1		6-2	
3- 7	0-0	0-1		AWAY		0-0		1-3		2-3	
1- 3	0-0	0-0		NEUTRAL		0-0		0-0		1-3	
6- 5	0-0	0-0		NON-CONFERENCE		0-0		0-1		6-4	
3- 0	0-0	0-0		HOME		0-0		0-0		3-0	
2- 2	0-0	0-0		AWAY		0-0		0-1		2-1	
1- 3	0-0	0-0		NEUTRAL		0-0		0-0		1-3	
4- 8	0-0	0-1		CONFERENCE		0-0		1-3		3-4	
3- 3	0-0	0-0		HOME		0-0		0-1		3-2	
1- 5	0-0	0-1		AWAY		0-0		1-2		0-2	
0- 0	0-0	0-0		NEUTRAL		0-0		0-0		0-0	
RPI S	Opponent	Score	RPI S	Opponent	Score	RPI S	Opponent	Score	RPI S	Opponent	Score
			35 A SFA		0 3				119 A A&M-Corpus Christi		2 3
									129 H Northwestern St.		1 3
									132 A South Alabama		0 3
									141 A Houston Baptist		3 1
									144 A Sam Houston St.		0 3
									173 A Louisiana Tech		2 3
									173 N Louisiana Tech		1 3
									197 H Southeastern La.		2 3
									207 H Central Ark.		0 3
									226 A Ga. Southern		3 1
									234 A Mercer		3 1
									238 H Campbell		3 2
									250 A New Orleans		1 3
									253 A Lamar University		0 3
									260 H McNeese		3 2
									266 H Abilene Christian		3 1
									277 H Incarnate Word		3 2
									286 N La.-Monroe		0 3
									313 N Bethune-Cookman		2 3
									334 H Alcorn		3 0
									334 H Alcorn		3 0
									335 N Mississippi Val.		3 0
LAST 10 GAMES											
			129 H Northwestern St.		1 3		35 A SFA		0 3		
			207 H Central Ark.		0 3		277 H Incarnate Word		3 2		
			144 A Sam Houston St.		0 3		266 H Abilene Christian		3 1		
			119 A A&M-Corpus Christi		2 3		141 A Houston Baptist		3 1		
			253 A Lamar University		0 3		197 H Southeastern La.		2 3		

Non-Div. I Games:

Nicholls St.

Average RPI Win:		264	WON-LOST RECORD		WINNING PCT. RANK		LAST 10 GAMES		STRENGTH OF SCHEDULE		OPP. STRENGTH OF SCHEDULE		TEAM RPI		ADJ RPI		CONF. RPI		ADJ CONF. RPI								
DIV. I ONLY			4- 22		.15385 317		0-10		78		241		269		.43364 269		17		16								
DIV. I NON-CONF.			4- 10		.28571 272		0		58		243		195		.48364 196		17		17								
TOTALS		RPI 1-25		RPI 26-50		W-L RECORDS		RPI 51-100		RPI 101-150		RPI 150+															
4- 22		0- 2		0- 2		OVERALL		0- 4		0- 4		4- 10															
4- 7		0- 0		0- 0		HOME		0- 2		0- 2		4- 3															
0- 10		0- 1		0- 0		AWAY		0- 2		0- 2		0- 5															
0- 5		0- 1		0- 2		NEUTRAL		0- 0		0- 0		0- 2															
4- 10		0- 2		0- 2		NON-CONFERENCE		0- 1		0- 1		4- 4															
4- 1		0- 0		0- 0		HOME		0- 0		0- 0		4- 1															
0- 4		0- 1		0- 0		AWAY		0- 1		0- 1		0- 1															
0- 5		0- 1		0- 2		NEUTRAL		0- 0		0- 0		0- 2															
0- 12		0- 0		0- 0		CONFERENCE		0- 3		0- 3		0- 6															
0- 6		0- 0		0- 0		HOME		0- 2		0- 2		0- 2															
0- 6		0- 0		0- 0		AWAY		0- 1		0- 1		0- 4															
0- 0		0- 0		0- 0		NEUTRAL		0- 0		0- 0		0- 0															
RPI	S	Opponent		Score		RPI	S	Opponent		Score		RPI	S	Opponent		Score											
18	A	Colorado St.		0	3	30	N	California		1	3	68	H	New Mexico St.		0	3	117	A	UMKC		0	3				
25	N	Oklahoma		2	3	35	N	SFA		0	3	83	A	UIC		1	3	117	H	UMKC		0	3				
												87	A	Grand Canyon		1	3	130	H	UTRGV		0	3				
												87	H	Grand Canyon		0	3	140	A	UT Arlington		1	3				
																		159	A	Utah Valley		0	3				
																		170	H	Cal St. Fullerton		2	3				
																		179	A	California Baptist		0	3				
																		179	H	California Baptist		1	3				
																		191	H	Western Caro.		3	1				
																		204	A	Penn		2	3				
																		216	N	Duquesne		1	3				
																		235	H	Northern Ill.		3	1				
																		243	A	Seattle U		1	3				
																		262	A	CSU Bakersfield		2	3				
																		262	H	CSU Bakersfield		1	3				
																		308	N	St. Francis Brooklyn		1	3				
																		310	H	Prairie View		3	0				
																		320	H	Alabama St.		3	0				
						LAST 10 GAMES																					
						179 A California Baptist						0	3	130 H UTRGV						0	3						
						117 A UMKC						0	3	159 A Utah Valley						0	3						
						262 A CSU Bakersfield						2	3	243 A Seattle U						1	3						
						87 A Grand Canyon						1	3	117 H UMKC						0	3						
						68 H New Mexico St.						0	3	179 H California Baptist						1	3						

Non-Div. I Games:

Chicago St.

Average RPI Win: 293		WON-LOST RECORD		WINNING PCT. RANK		LAST 10 GAMES		STRENGTH OF SCHEDULE		OPP. STRENGTH OF SCHEDULE		TEAM RPI		ADJ RPI		CONF. RPI		ADJ CONF. RPI	
DIV. I ONLY		10- 15		.4 227		2-8		276		289		273		.43279 270		26		26	
DIV. I NON-CONF.		7- 6		.53846 151		0		291		299		245		.45136 243		25		25	
TOTALS		RPI 1-25		RPI 26-50		W-L RECORDS		RPI 51-100		RPI 101-150		RPI 150+							
10- 15		0- 0		0- 0		OVERALL		0- 1		0- 4		10- 10							
4- 7		0- 0		0- 0		HOME		0- 0		0- 1		4- 6							
4- 4		0- 0		0- 0		AWAY		0- 0		0- 2		4- 2							
2- 4		0- 0		0- 0		NEUTRAL		0- 1		0- 1		2- 2							
7- 6		0- 0		0- 0		NON-CONFERENCE		0- 1		0- 2		7- 3							
2- 1		0- 0		0- 0		HOME		0- 0		0- 0		2- 1							
3- 1		0- 0		0- 0		AWAY		0- 0		0- 1		3- 0							
2- 4		0- 0		0- 0		NEUTRAL		0- 1		0- 1		2- 2							
3- 9		0- 0		0- 0		CONFERENCE		0- 0		0- 2		3- 7							
2- 6		0- 0		0- 0		HOME		0- 0		0- 1		2- 5							
1- 3		0- 0		0- 0		AWAY		0- 0		0- 1		1- 2							
0- 0		0- 0		0- 0		NEUTRAL		0- 0		0- 0		0- 0							
RPI S	Opponent	Score		RPI S	Opponent	Score		RPI S	Opponent	Score		RPI S	Opponent	Score					
								68 N	New Mexico St.	0	3	129 N	Northwestern St.	0	3				
												132 A	South Alabama	2	3				
												133 A	Morehead St.	0	3				
												133 H	Morehead St.	1	3				
												158 H	Southeast Mo. St.	0	3				
												160 H	Jacksonville St.	0	3				
												162 N	Butler	0	3				
												166 A	Murray St.	0	3				
												188 H	Evansville	0	3				
												209 A	Auburn	3	2				
												220 A	Austin Peay	0	3				
												234 N	Mercer	1	3				
												242 H	SIUE	2	3				
												249 H	Tennessee Tech	0	3				
												250 A	New Orleans	3	1				
												254 H	UT Martin	1	3				
												284 A	Eastern Ky.	3	1				
												284 H	Eastern Ky.	3	0				
												302 H	Chattanooga	3	1				
												305 A	North Ala.	3	0				
												311 H	Belmont	3	2				
												318 N	Southern U.	3	0				
												327 H	Ark.-Pine Bluff	3	1				
												335 N	Mississippi Val.	3	0				
				LAST 10 GAMES															
				284 H	Eastern Ky.	3	0	220 A	Austin Peay	0	3	327 H	Ark.-Pine Bluff	3	1				
				133 H	Morehead St.	1	3	249 H	Tennessee Tech	0	3	335 N	Mississippi Val.	3	0				
				254 H	UT Martin	1	3	160 H	Jacksonville St.	0	3								
				158 H	Southeast Mo. St.	0	3	242 H	SIUE	2	3								
				166 A	Murray St.	0	3	311 H	Belmont	3	2								

Non-Div. I Games:

Tennessee St.

[illegible]

Non-Div. I Games:

Rider

Average RPI Win: 227		WON-LOST RECORD	WINNING PCT. RANK		LAST 10 GAMES	STRENGTH OF SCHEDULE		OPP. STRENGTH OF SCHEDULE		TEAM RPI	ADJ RPI		CONF. RPI	ADJ CONF. RPI	
Average RPI Loss: 162															
DIV. I ONLY		6- 18	.25	295	2-8	185		206		274	.43189	272	23	23	
DIV. I NON-CONF.		3- 9	.25	279	0	139		168		252	.44543	251	20	20	
TOTALS		RPI 1-25		RPI 26-50		W-L RECORDS		RPI 51-100		RPI 101-150		RPI 150+			
6- 18		0- 0		0- 1		OVERALL		0- 2		0- 3		6- 12			
2- 6		0- 0		0- 0		HOME		0- 1		0- 1		2- 4			
2- 7		0- 0		0- 1		AWAY		0- 1		0- 0		2- 5			
2- 5		0- 0		0- 0		NEUTRAL		0- 0		0- 2		2- 3			
3- 9		0- 0		0- 1		NON-CONFERENCE		0- 1		0- 2		3- 5			
1- 0		0- 0		0- 0		HOME		0- 0		0- 0		1- 0			
0- 4		0- 0		0- 1		AWAY		0- 1		0- 0		0- 2			
2- 5		0- 0		0- 0		NEUTRAL		0- 0		0- 2		2- 3			
3- 9		0- 0		0- 0		CONFERENCE		0- 1		0- 1		3- 7			
1- 6		0- 0		0- 0		HOME		0- 1		0- 1		1- 4			
2- 3		0- 0		0- 0		AWAY		0- 0		0- 0		2- 3			
0- 0		0- 0		0- 0		NEUTRAL		0- 0		0- 0		0- 0			
RPI	S	Opponent	Score	RPI	S	Opponent	Score	RPI	S	Opponent	Score	RPI	S	Opponent	Score
				37	A	Washington St.	0 3	92	A	Boise St.	0 3	104	H	Weber St.	2 3
								100	H	Northern Colo.	1 3	128	N	Liberty	0 3
												140	N	UT Arlington	2 3
												151	A	Northern Ariz.	1 3
												151	H	Northern Ariz.	1 3
												156	N	Robert Morris	0 3
												157	A	Omaha	0 3
												159	H	Utah Valley	3 1
												169	H	Sacramento St.	2 3
												175	A	Idaho	0 3
												192	N	Albany (NY)	3 1
												200	N	Valparaiso	0 3
												203	A	Kent St.	1 3
												217	A	Southern Utah	3 0
												217	H	Southern Utah	2 3
												225	A	Montana St.	1 3
												231	N	UC Irvine	1 3
												237	H	Portland St.	3 2
												266	N	Abilene Christian	3 1
												282	H	Eastern Wash.	0 3
												291	A	Montana	3 0
				LAST 10 GAMES											
				217	H	Southern Utah	2 3	291	A	Montana	3 0				
				151	H	Northern Ariz.	1 3	237	H	Portland St.	3 2				
				175	A	Idaho	0 3	169	H	Sacramento St.	2 3				
				282	H	Eastern Wash.	0 3	100	H	Northern Colo.	1 3				
				225	A	Montana St.	1 3	104	H	Weber St.	2 3				

Non-Div. I Games:

Idaho St.

Average RPI Win: 292		WON-LOST RECORD		WINNING PCT. RANK		LAST 10 GAMES		STRENGTH OF SCHEDULE		OPP. STRENGTH OF SCHEDULE		TEAM RPI		ADJ RPI		CONF. RPI		ADJ CONF. RPI	
DIV. I ONLY		11- 10		.52381 141		5-5		313		279		265		.43161 273		27		27	
DIV. I NON-CONF.		6- 5		.54545 143		1-0		333		266		283		.40993 283		28		28	
TOTALS		RPI 1-25		RPI 26-50		W-L RECORDS		RPI 51-100		RPI 101-150		RPI 150+							
11- 10		0- 0		0- 0		OVERALL		0- 3		0- 0		11- 7							
7- 2		0- 0		0- 0		HOME		0- 1		0- 0		7- 1							
2- 7		0- 0		0- 0		AWAY		0- 2		0- 0		2- 5							
2- 1		0- 0		0- 0		NEUTRAL		0- 0		0- 0		2- 1							
6- 5		0- 0		0- 0		NON-CONFERENCE		0- 1		0- 0		6- 4							
3- 1		0- 0		0- 0		HOME		0- 0		0- 0		3- 1							
1- 3		0- 0		0- 0		AWAY		0- 1		0- 0		1- 2							
2- 1		0- 0		0- 0		NEUTRAL		0- 0		0- 0		2- 1							
5- 5		0- 0		0- 0		CONFERENCE		0- 2		0- 0		5- 3							
4- 1		0- 0		0- 0		HOME		0- 1		0- 0		4- 0							
1- 4		0- 0		0- 0		AWAY		0- 1		0- 0		1- 3							
0- 0		0- 0		0- 0		NEUTRAL		0- 0		0- 0		0- 0							
RPI	S	Opponent		Score	RPI	S	Opponent		Score	RPI	S	Opponent		Score					
							64	A	Georgia Tech	0	3		167	N	Long Beach St.	2	3		
							86	H	Winthrop	0	3		191	A	Western Caro.	0	3		
							98	A	High Point	0	3		226	A	Ga. Southern	1	3		
													228	H	Presbyterian	3	2		
													238	A	Campbell	0	3		
													241	A	Radford	0	3		
													255	H	Charleston So.	3	0		
													257	H	Dartmouth	0	3		
													280	H	N.C. A&T	3	1		
													284	H	Eastern Ky.	3	0		
													288	N	Southern Miss.	3	0		
													292	A	USC Upstate	3	0		
													292	H	USC Upstate	3	1		
													309	H	Gardner-Webb	3	0		
													317	A	Hampton	2	3		
													318	N	Southern U.	3	0		
													332	A	South Carolina St.	3	0		
													332	H	South Carolina St.	3	0		
LAST 10 GAMES																			
							228	H	Presbyterian	3	2		292	A	USC Upstate	3	0		
							255	H	Charleston So.	3	0		238	A	Campbell	0	3		
							241	A	Radford	0	3		317	A	Hampton	2	3		
							98	A	High Point	0	3		309	H	Gardner-Webb	3	0		
							332	A	South Carolina St.	3	0		86	H	Winthrop	0	3		

Non-Div. I Games:

UNC Asheville

Average RPI Win: 230		WON-LOST	WINNING	LAST 10	STRENGTH OF		OPP. STRENGTH	TEAM	ADJ	CONF.	ADJ CONF.
Average RPI Loss: 157		RECORD	PCT. RANK	GAMES	SCHEDULE		OF SCHEDULE	RPI	RPI	RPI	RPI
DIV. I ONLY		6- 17	.26087 294	4-6	205		165	276	.43142 274	15	15
DIV. I NON-CONF.		2- 10	.16667 306	0	263		189	309	.38025 307	16	16
TOTALS		RPI 1-25	RPI 26-50	W-L RECORDS	RPI 51-100		RPI 101-150	RPI 150+			
6- 17	0-0		0-1	OVERALL	0-3		0-4	6-9			
4- 4	0-0		0-1	HOME	0-1		0-1	4-1			
1-6	0-0		0-0	AWAY	0-1		0-1	1-4			
1-7	0-0		0-0	NEUTRAL	0-1		0-2	1-4			
2- 10	0-0		0-0	NON-CONFERENCE	0-1		0-2	2-7			
1- 0	0-0		0-0	HOME	0-0		0-0	1-0			
0-3	0-0		0-0	AWAY	0-0		0-0	0-3			
1-7	0-0		0-0	NEUTRAL	0-1		0-2	1-4			
4- 7	0-0		0-1	CONFERENCE	0-2		0-2	4-2			
3-4	0-0		0-1	HOME	0-1		0-1	3-1			
1-3	0-0		0-0	AWAY	0-1		0-1	1-1			
0-0	0-0		0-0	NEUTRAL	0-0		0-0	0-0			
RPI S	Opponent	Score	RPI S	Opponent	Score	RPI S	Opponent	Score	RPI S	Opponent	Score
			43 H	Texas St.	0 3	53 N	Ole Miss	0 3	112 N	Illinois St.	0 3
						61 H	Coastal Caro.	0 3	129 N	Northwestern St.	0 3
						71 A	Troy	0 3	132 A	South Alabama	1 3
									140 H	UT Arlington	0 3
									163 H	Arkansas St.	0 3
									174 A	Arkansas	0 3
									177 A	Louisiana	0 3
									188 N	Evansville	0 3
									190 H	Georgia St.	3 2
									198 H	Appalachian St.	3 1
									207 H	Central Ark.	3 1
									225 N	Montana St.	0 3
									226 H	Ga. Southern	3 0
									234 N	Mercer	1 3
									245 N	Air Force	0 3
									254 A	UT Martin	1 3
									275 A	Oral Roberts	0 3
									275 N	Oral Roberts	3 2
									286 A	La.-Monroe	3 0
			LAST 10 GAMES								
			226 H	Ga. Southern	3 0	198 H	Appalachian St.	3 1			
			190 H	Georgia St.	3 2	61 H	Coastal Caro.	0 3			
			286 A	La.-Monroe	3 0	43 H	Texas St.	0 3			
			177 A	Louisiana	0 3	140 H	UT Arlington	0 3			
			163 H	Arkansas St.	0 3	132 A	South Alabama	1 3			

Non-Div. I Games:

Little Rock

Average RPI Win:		234	WON-LOST RECORD		WINNING PCT. RANK		LAST 10 GAMES		STRENGTH OF SCHEDULE		OPP. STRENGTH OF SCHEDULE		TEAM RPI	ADJ RPI		CONF. RPI	ADJ CONF. RPI
Average RPI Loss:		148															
DIV. I ONLY			6- 20		.23077 302		2-8		168		167		272	.43048 275		22	22
DIV. I NON-CONF.			4- 10		.28571 272		0		202		118		263	.4367 263		21	21
TOTALS		RPI 1-25		RPI 26-50		W-L RECORDS		RPI 51-100		RPI 101-150		RPI 150+					
6- 20		0- 1		0- 2		OVERALL		0- 5		1- 2		5- 10					
4- 8		0- 0		0- 1		HOME		0- 3		0- 1		4- 3					
1- 8		0- 1		0- 1		AWAY		0- 1		1- 0		0- 5					
1- 4		0- 0		0- 0		NEUTRAL		0- 1		0- 1		1- 2					
4- 10		0- 1		0- 0		NON-CONFERENCE		0- 3		1- 2		3- 4					
2- 4		0- 0		0- 0		HOME		0- 2		0- 1		2- 1					
1- 2		0- 1		0- 0		AWAY		0- 0		1- 0		0- 1					
1- 4		0- 0		0- 0		NEUTRAL		0- 1		0- 1		1- 2					
2- 10		0- 0		0- 2		CONFERENCE		0- 2		0- 0		2- 6					
2- 4		0- 0		0- 1		HOME		0- 1		0- 0		2- 2					
0- 6		0- 0		0- 1		AWAY		0- 1		0- 0		0- 4					
0- 0		0- 0		0- 0		NEUTRAL		0- 0		0- 0		0- 0					
RPI	S	Opponent		Score		RPI	S	Opponent		Score		RPI	S	Opponent		Score	
8	A	Minnesota		0 3		38	A	South Dakota		1 3		53	N	Ole Miss		1 3	
						38	H	South Dakota		0 3		54	H	SMU		2 3	
												69	H	Tulsa		1 3	
												93	A	Denver		0 3	
												93	H	Denver		0 3	
														112 H Illinois St.		0 3	
														131 N Clemson		1 3	
														144 A Sam Houston St.		3 1	
														157 A Omaha		0 3	
														157 H Omaha		3 2	
														172 H North Dakota St.		2 3	
														173 N Louisiana Tech		2 3	
														182 A Purdue Fort Wayne		0 3	
														207 A Central Ark.		2 3	
														229 H Missouri St.		3 2	
														245 H Air Force		2 3	
														263 H North Dakota		2 3	
														274 H Little Rock		3 0	
														274 N Little Rock		2 3	
														290 A South Dakota St.		1 3	
														290 H South Dakota St.		3 1	
														301 A Western Ill.		0 3	
														310 N Prairie View		3 0	
LAST 10 GAMES																	
						290 A South Dakota St.	1 3								263 H North Dakota	2 3	
						157 A Omaha	0 3								301 A Western Ill.	0 3	
						93 A Denver	0 3								182 A Purdue Fort Wayne	0 3	
						38 H South Dakota	0 3								290 H South Dakota St.	3 1	
						172 H North Dakota St.	2 3								157 H Omaha	3 2	

Non-Div. I Games:

Oral Roberts

[illegible]

Non-Div. I Games:

Canisius

Average RPI Win: 255		WON-LOST RECORD	WINNING PCT. RANK		LAST 10 GAMES	STRENGTH OF SCHEDULE	OPP. STRENGTH OF SCHEDULE	TEAM RPI	ADJ RPI	CONF. RPI	ADJ CONF. RPI	
Average RPI Loss: 155												
DIV. I ONLY		6- 20	.23077	302	2-8	180	201	279	.42806	277	21	21
DIV. I NON-CONF.		4- 10	.28571	272	0	180	184	260	.44008	260	23	22
TOTALS		RPI 1-25	RPI 26-50		W-L RECORDS	RPI 51-100		RPI 101-150		RPI 150+		
6- 20	0- 0		0- 1		OVERALL	0- 5		0- 5		6- 9		
3- 6	0- 0		0- 0		HOME	0- 0		0- 3		3- 3		
2- 8	0- 0		0- 1		AWAY	0- 2		0- 2		2- 3		
1- 6	0- 0		0- 0		NEUTRAL	0- 3		0- 0		1- 3		
4- 10	0- 0		0- 0		NON-CONFERENCE	0- 5		0- 1		4- 4		
2- 1	0- 0		0- 0		HOME	0- 0		0- 0		2- 1		
1- 3	0- 0		0- 0		AWAY	0- 2		0- 1		1- 0		
1- 6	0- 0		0- 0		NEUTRAL	0- 3		0- 0		1- 3		
2- 10	0- 0		0- 1		CONFERENCE	0- 0		0- 4		2- 5		
1- 5	0- 0		0- 0		HOME	0- 0		0- 3		1- 2		
1- 5	0- 0		0- 1		AWAY	0- 0		0- 1		1- 3		
0- 0	0- 0		0- 0		NEUTRAL	0- 0		0- 0		0- 0		
RPI S	Opponent	Score	RPI S	Opponent	Score	RPI S	Opponent	Score	RPI S	Opponent	Score	
			35 A	SFA	0 3	54 N	SMU	0 3	119 A	A&M-Corpus Christi	0 3	
						65 A	Texas Tech	1 3	129 H	Northwestern St.	2 3	
						74 N	Tulane	0 3	140 A	UT Arlington	0 3	
						82 A	UTSA	0 3	141 H	Houston Baptist	0 3	
						94 N	Houston	2 3	144 H	Sam Houston St.	0 3	
									164 N	UTEP	2 3	
									164 N	UTEP	2 3	
									177 A	Louisiana	3 0	
									197 H	Southeastern La.	0 3	
									207 H	Central Ark.	2 3	
									213 H	Delaware	2 3	
									235 H	Northern Ill.	3 0	
									250 H	New Orleans	3 1	
									253 A	Lamar University	3 1	
									260 A	McNeese	2 3	
									266 A	Abilene Christian	0 3	
									268 A	Nicholls St.	2 3	
									278 N	UNC Greensboro	1 3	
									297 H	Niagara	3 1	
									318 N	Southern U.	3 0	
LAST 10 GAMES												
			260 A	McNeese	2 3	141 H	Houston Baptist	0 3				
			253 A	Lamar University	3 1	268 A	Nicholls St.	2 3				
			197 H	Southeastern La.	0 3	119 A	A&M-Corpus Christi	0 3				
			250 H	New Orleans	3 1	129 H	Northwestern St.	2 3				
			144 H	Sam Houston St.	0 3	207 H	Central Ark.	2 3				

Non-Div. I Games:

Incarnate Word

Average RPI Win: 270		WON-LOST RECORD		WINNING PCT. RANK		LAST 10 GAMES		STRENGTH OF SCHEDULE		OPP. STRENGTH OF SCHEDULE		TEAM RPI		ADJ RPI		CONF. RPI		ADJ CONF. RPI	
Average RPI Loss: 185																			
DIV. I ONLY		9- 17		.34615 265		3-7		260		274		278		.42702 278		25		25	
DIV. I NON-CONF.		6- 8		.42857 212		0		300		237		272		.42549 272		26		26	
TOTALS		RPI 1-25		RPI 26-50		W-L RECORDS		RPI 51-100		RPI 101-150		RPI 150+							
9- 17		0-0		0-0		OVERALL		0-4		1-1		8-12							
4- 6		0-0		0-0		HOME		0-2		0-1		4-3							
2- 8		0-0		0-0		AWAY		0-2		1-0		1-6							
3- 3		0-0		0-0		NEUTRAL		0-0		0-0		3-3							
6- 8		0-0		0-0		NON-CONFERENCE		0-1		1-1		5-6							
2- 3		0-0		0-0		HOME		0-1		0-1		2-1							
1- 2		0-0		0-0		AWAY		0-0		1-0		0-2							
3- 3		0-0		0-0		NEUTRAL		0-0		0-0		3-3							
3- 9		0-0		0-0		CONFERENCE		0-3		0-0		3-6							
2- 3		0-0		0-0		HOME		0-1		0-0		2-2							
1- 6		0-0		0-0		AWAY		0-2		0-0		1-4							
0- 0		0-0		0-0		NEUTRAL		0-0		0-0		0-0							
RPI S	Opponent	Score		RPI S	Opponent	Score		RPI S	Opponent	Score		RPI S	Opponent	Score					

Non-Div. I Games:

UNC Greensboro

Average RPI Win: 298		WON-LOST RECORD		WINNING PCT. RANK		LAST 10 GAMES		STRENGTH OF SCHEDULE		OPP. STRENGTH OF SCHEDULE		TEAM RPI		ADJ RPI		CONF. RPI		ADJ CONF. RPI	
DIV. I ONLY		8- 16		.33333 269		5-5		236		293		277		.42617 279		30		30	
DIV. I NON-CONF.		1- 11		.08333 316		0		104		138		275		.42159 274		30		30	
TOTALS		RPI 1-25		RPI 26-50		W-L RECORDS		RPI 51-100		RPI 101-150		RPI 150+							
8- 16		0- 1		0- 1		OVERALL		0- 2		0- 3		8- 9							
5- 4		0- 0		0- 0		HOME		0- 0		0- 1		5- 3							
3- 7		0- 1		0- 0		AWAY		0- 2		0- 0		3- 4							
0- 5		0- 0		0- 1		NEUTRAL		0- 0		0- 2		0- 2							
1- 11		0- 1		0- 1		NON-CONFERENCE		0- 2		0- 3		1- 4							
1- 2		0- 0		0- 0		HOME		0- 0		0- 1		1- 1							
0- 4		0- 1		0- 0		AWAY		0- 2		0- 0		0- 1							
0- 5		0- 0		0- 1		NEUTRAL		0- 0		0- 2		0- 2							
7- 5		0- 0		0- 0		CONFERENCE		0- 0		0- 0		7- 5							
4- 2		0- 0		0- 0		HOME		0- 0		0- 0		4- 2							
3- 3		0- 0		0- 0		AWAY		0- 0		0- 0		3- 3							
0- 0		0- 0		0- 0		NEUTRAL		0- 0		0- 0		0- 0							
RPI S	Opponent	Score		RPI S	Opponent	Score		RPI S	Opponent	Score		RPI S	Opponent	Score					
16 A	BYU	0	3	26 N	UC Santa Barbara	0	3	60 A	Colorado	0	3	104 N	Weber St.	0	3				
								71 A	Wyoming	0	3	144 N	Sam Houston St.	0	3				
												145 H	Columbia	2	3				
												156 A	Robert Morris	0	3				
												187 N	FIU	0	3				
												222 A	Sacred Heart	0	3				
												222 H	Sacred Heart	3	2				
												239 H	San Jose St.	0	3				
												240 H	Bryant	1	3				
												247 H	Fordham	3	2				
												251 A	North Florida	1	3				
												255 N	Charleston So.	1	3				
												289 A	Central Conn. St.	3	2				
												289 H	Central Conn. St.	2	3				
												308 A	St. Francis Brooklyn	1	3				
												308 H	St. Francis Brooklyn	3	1				
												323 A	Saint Francis (PA)	3	0				
												331 A	Fairleigh Dickinson	3	0				
												331 H	Fairleigh Dickinson	3	0				
												333 H	Merrimack	3	0				
LAST 10 GAMES																			
331 H Fairleigh Dickinson				3	0	333 H Merrimack				3	0								
308 A St. Francis Brooklyn				1	3	308 H St. Francis Brooklyn				3	1								
222 A Sacred Heart				0	3	156 A Robert Morris				0	3								
289 H Central Conn. St.				2	3	323 A Saint Francis (PA)				3	0								
240 H Bryant				1	3	331 A Fairleigh Dickinson				3	0								

Non-Div. I Games:

LIU Brooklyn

Average RPI Win: 314		WON-LOST	WINNING	LAST 10	STRENGTH OF		OPP. STRENGTH	TEAM	ADJ	CONF.	ADJ CONF.
Average RPI Loss: 217		RECORD	PCT. RANK	GAMES	SCHEDULE		OF SCHEDULE	RPI	RPI	RPI	RPI
DIV. I ONLY		12- 13	.48 177	9-1	308		315	281	.4242 280	31	31
DIV. I NON-CONF.		2- 12	.14286 310	0	209		313	308	.37899 309	31	31
TOTALS		RPI 1-25	RPI 26-50	W-L RECORDS	RPI 51-100		RPI 101-150	RPI 150+			
12- 13	0-0		0-0	OVERALL	0-1		0-1	12- 11			
4- 1	0-0		0-0	HOME	0-0		0-0	4- 1			
6- 6	0-0		0-0	AWAY	0-1		0-0	6- 5			
2- 6	0-0		0-0	NEUTRAL	0-0		0-1	2- 5			
2- 12	0-0		0-0	NON-CONFERENCE	0-1		0-1	2- 10			
0- 1	0-0		0-0	HOME	0-0		0-0	0- 1			
0- 5	0-0		0-0	AWAY	0-1		0-0	0- 4			
2- 6	0-0		0-0	NEUTRAL	0-0		0-1	2- 5			
10- 1	0-0		0-0	CONFERENCE	0-0		0-0	10- 1			
4- 0	0-0		0-0	HOME	0-0		0-0	4- 0			
6- 1	0-0		0-0	AWAY	0-0		0-0	6- 1			
0- 0	0-0		0-0	NEUTRAL	0-0		0-0	0- 0			
RPI S	Opponent	Score	RPI S	Opponent	Score	RPI S	Opponent	Score	RPI S	Opponent	Score
						86 A	Winthrop	0 3	133 N	Morehead St.	0 3
									171 A	UNCW	0 3
									191 N	Western Caro.	2 3
									206 A	Howard	2 3
									208 N	Davidson	0 3
									212 A	Wofford	1 3
									248 N	Drake	2 3
									255 A	Charleston So.	0 3
									257 N	Dartmouth	0 3
									273 A	UNC Asheville	1 3
									284 N	Eastern Ky.	0 3
									292 H	USC Upstate	1 3
									296 A	Morgan St.	3 0
									304 A	Coppin St.	3 2
									307 N	Alabama A&M	3 0
									309 N	Gardner-Webb	3 1
									312 H	UMES	3 2
									313 A	Bethune-Cookman	3 1
									315 A	Florida A&M	3 1
									316 A	N.C. Central	3 1
									316 H	N.C. Central	3 2
									322 H	Delaware St.	3 0
									330 A	Norfolk St.	3 0
									332 H	South Carolina St.	3 0
				LAST 10 GAMES							
				316 A	N.C. Central	3	1	315 A	Florida A&M	3	1
				206 A	Howard	2	3	313 A	Bethune-Cookman	3	1
				330 A	Norfolk St.	3	0	296 A	Morgan St.	3	0
				322 H	Delaware St.	3	0	304 A	Coppin St.	3	2
				312 H	UMES	3	2	316 H	N.C. Central	3	2

Non-Div. I Games:

N.C. A&T

Average RPI Win: 234		WON-LOST RECORD		WINNING PCT. RANK		LAST 10 GAMES		STRENGTH OF SCHEDULE		OPP. STRENGTH OF SCHEDULE		TEAM RPI		ADJ RPI		CONF. RPI		ADJ CONF. RPI	
DIV. I ONLY		7- 17		.29167 282		2-8		228		251		280		.4226 281		16		17	
DIV. I NON-CONF.		4- 7		.36364 241		0		266		286		276		.41473 279		19		19	
TOTALS		RPI 1-25		RPI 26-50		W-L RECORDS		RPI 51-100		RPI 101-150		RPI 150+							
7- 17		0- 0		0- 2		OVERALL		0- 1		1- 3		6- 11							
4- 7		0- 0		0- 1		HOME		0- 1		0- 1		4- 4							
1- 7		0- 0		0- 0		AWAY		0- 0		0- 2		1- 5							
2- 3		0- 0		0- 1		NEUTRAL		0- 0		1- 0		1- 2							
4- 7		0- 0		0- 1		NON-CONFERENCE		0- 0		1- 1		3- 5							
2- 1		0- 0		0- 0		HOME		0- 0		0- 0		2- 1							
0- 3		0- 0		0- 0		AWAY		0- 0		0- 1		0- 2							
2- 3		0- 0		0- 1		NEUTRAL		0- 0		1- 0		1- 2							
3- 10		0- 0		0- 1		CONFERENCE		0- 1		0- 2		3- 6							
2- 6		0- 0		0- 1		HOME		0- 1		0- 1		2- 3							
1- 4		0- 0		0- 0		AWAY		0- 0		0- 1		1- 3							
0- 0		0- 0		0- 0		NEUTRAL		0- 0		0- 0		0- 0							
RPI S	Opponent	Score		RPI S	Opponent	Score		RPI S	Opponent	Score		RPI S	Opponent	Score					
				42 H	Towson	0	3	62 H	James Madison	0	3	116 N	Akron	3	0				
				45 N	Wright St.	0	3					125 A	Hofstra	1	3				
												125 H	Hofstra	0	3				
												149 A	Xavier	1	3				
												171 A	UNCW	3	2				
												171 H	UNCW	1	3				
												195 A	Northeastern	0	3				
												195 H	Northeastern	0	3				
												202 N	Wake Forest	1	3				
												213 H	Delaware	3	0				
												223 H	Georgetown	0	3				
												227 A	Elon	1	3				
												227 H	Elon	0	3				
												252 A	Col. of Charleston	0	3				
												252 H	Col. of Charleston	3	2				
												278 H	UNC Greensboro	3	1				
												285 N	Seton Hall	0	3				
												287 N	Quinnipiac	3	2				
												296 A	Morgan St.	2	3				
												300 A	George Mason	0	3				
												321 H	Iona	3	1				
				LAST 10 GAMES															
				171 H	UNCW	1	3	227 A	Elon	1	3								
				252 H	Col. of Charleston	3	2	213 H	Delaware	3	0								
				227 H	Elon	0	3	62 H	James Madison	0	3								
				195 A	Northeastern	0	3	42 H	Towson	0	3								
				125 A	Hofstra	1	3	252 A	Col. of Charleston	0	3								

Non-Div. I Games:

William & Mary

Average RPI Win: 178		WON-LOST RECORD		WINNING PCT. RANK		LAST 10 GAMES		STRENGTH OF SCHEDULE		OPP. STRENGTH OF SCHEDULE		TEAM RPI		ADJ RPI		CONF. RPI		ADJ CONF. RPI	
DIV. I ONLY		5- 19		.20833 310		3-7		171		232		284		.42108 282		23		23	
DIV. I NON-CONF.		2- 10		.16667 306		0		106		222		264		.43373 264		20		20	
TOTALS		RPI 1-25		RPI 26-50		W-L RECORDS		RPI 51-100		RPI 101-150		RPI 150+							
5- 19		0-0		0-0		OVERALL		1-3		0-4		4- 12							
1- 5		0-0		0-0		HOME		0-0		0-1		1-4							
2- 8		0-0		0-0		AWAY		0-2		0-0		2-6							
2- 6		0-0		0-0		NEUTRAL		1-1		0-3		1-2							
2- 10		0-0		0-0		NON-CONFERENCE		1-2		0-3		1-5							
0-0		0-0		0-0		HOME		0-0		0-0		0-0							
0-4		0-0		0-0		AWAY		0-1		0-0		0-3							
2-6		0-0		0-0		NEUTRAL		1-1		0-3		1-2							
3-9		0-0		0-0		CONFERENCE		0-1		0-1		3-7							
1-5		0-0		0-0		HOME		0-0		0-1		1-4							
2-4		0-0		0-0		AWAY		0-1		0-0		2-3							
0-0		0-0		0-0		NEUTRAL		0-0		0-0		0-0							
RPI S	Opponent	Score		RPI S	Opponent	Score		RPI S	Opponent	Score		RPI S	Opponent	Score					
								52 N	Milwaukee	3	2	104 H	Weber St.	1	3				
								83 N	UIC	1	3	113 N	Saint Louis	1	3				
								87 A	Grand Canyon	0	3	116 N	Akron	0	3				
								100 A	Northern Colo.	0	3	148 N	San Diego St.	1	3				
												151 H	Northern Ariz.	1	3				
												169 A	Sacramento St.	3	2				
												169 H	Sacramento St.	1	3				
												170 N	Cal St. Fullerton	0	3				
												175 H	Idaho	1	3				
												179 N	California Baptist	3	2				
												217 H	Southern Utah	3	2				
												225 A	Montana St.	0	3				
												237 A	Portland St.	1	3				
												237 H	Portland St.	0	3				
												243 A	Seattle U	0	3				
												248 A	Drake	0	3				
												263 A	North Dakota	2	3				
												267 N	UC Riverside	0	3				
												272 A	Idaho St.	3	0				
												291 A	Montana	0	3				
LAST 10 GAMES																			
								169 A	Sacramento St.	3	2	217 H	Southern Utah	3	2				
								237 A	Portland St.	1	3	100 A	Northern Colo.	0	3				
								104 H	Weber St.	1	3	175 H	Idaho	1	3				
								272 A	Idaho St.	3	0	225 A	Montana St.	0	3				
								151 H	Northern Ariz.	1	3	291 A	Montana	0	3				

Non-Div. I Games:

Eastern Wash.

Average RPI Win:	289	WON-LOST RECORD	WINNING PCT. RANK	LAST 10 GAMES	STRENGTH OF SCHEDULE	OPP. STRENGTH OF SCHEDULE	TEAM RPI	ADJ RPI	CONF. RPI	ADJ CONF. RPI				
DIV. I ONLY		9- 18	.33333 269	3-7	282	244	286	.42077 283	24	24				
DIV. I NON-CONF.		4- 10	.28571 272	0	272	224	287	.40451 287	24	24				
<hr/>														
TOTALS	RPI 1-25	RPI 26-50		W-L RECORDS	RPI 51-100		RPI 101-150		RPI 150+					
9- 18	0- 0	0- 0		OVERALL	0- 4		0- 3		9- 11					
4- 5	0- 0	0- 0		HOME	0- 1		0- 1		4- 3					
4- 8	0- 0	0- 0		AWAY	0- 2		0- 2		4- 4					
1- 5	0- 0	0- 0		NEUTRAL	0- 1		0- 0		1- 4					
<hr/>														
4- 10	0- 0	0- 0		NON-CONFERENCE	0- 2		0- 0		4- 8					
1- 2	0- 0	0- 0		HOME	0- 0		0- 0		1- 2					
2- 3	0- 0	0- 0		AWAY	0- 1		0- 0		2- 2					
1- 5	0- 0	0- 0		NEUTRAL	0- 1		0- 0		1- 4					
<hr/>														
5- 8	0- 0	0- 0		CONFERENCE	0- 2		0- 3		5- 3					
3- 3	0- 0	0- 0		HOME	0- 1		0- 1		3- 1					
2- 5	0- 0	0- 0		AWAY	0- 1		0- 2		2- 2					
0- 0	0- 0	0- 0		NEUTRAL	0- 0		0- 0		0- 0					
<hr/>														
RPI S	Opponent	Score	RPI S	Opponent	Score	RPI S	Opponent	Score	RPI S	Opponent	Score			
						55 A	FGCU	0	3	105 A	Kennesaw St.	0	3	
						55 H	FGCU	0	3	128 A	Liberty	0	3	
						71 A	Troy	0	3	128 H	Liberty	1	3	
						98 N	High Point	1	3	158 N	Southeast Mo. St.	1	3	
						166 N	Murray St.	2	3					
						168 A	Lipscomb	0	3					
						187 H	FIU	1	3					
						208 A	Davidson	3	1					
						212 N	Wofford	1	3					
						218 N	DePaul	1	3					
						219 A	Stetson	0	3					
						219 H	Stetson	3	1					
						224 A	South Fla.	2	3					
						229 A	Missouri St.	1	3					
						251 H	North Florida	2	3					
						255 H	Charleston So.	1	3					
						302 N	Chattanooga	3	1					
						305 A	North Ala.	3	0					
						305 H	North Ala.	3	0					
						311 H	Belmont	3	2					
313 A	Bethune-Cookman	3	0											
						319 A	NJIT	3	0					
						319 H	NJIT	3	1					
						LAST 10 GAMES								
						319 A	NJIT	3	0	105 A	Kennesaw St.	0	3	
						305 H	North Ala.	3	0	168 A	Lipscomb	0	3	
						219 A	Stetson	0	3	251 H	North Florida	2	3	
						128 H	Liberty	1	3	55 A	FGCU	0	3	
						55 H	FGCU	0	3	305 A	North Ala.	3	0	

Non-Div. I Games:

Jacksonville

Average RPI Win: 283		WON-LOST	WINNING	LAST 10	STRENGTH OF		OPP. STRENGTH	TEAM	ADJ	CONF.	ADJ CONF.
Average RPI Loss: 184		RECORD	PCT. RANK	GAMES	SCHEDULE		OF SCHEDULE	RPI	RPI	RPI	RPI
DIV. I ONLY		9- 17	.34615	265	3-7		281	271	287	.42065	284
DIV. I NON-CONF.		5- 9	.35714	251	0		214	242	258	.44035	258
TOTALS		RPI 1-25	RPI 26-50		W-L RECORDS		RPI 51-100		RPI 101-150		RPI 150+
9- 17	0-0	0-1		OVERALL		0-1		0-3		9-12	
3- 3	0-0	0-0		HOME		0-1		0-0		3-2	
1- 11	0-0	0-1		AWAY		0-0		0-3		1-7	
5- 3	0-0	0-0		NEUTRAL		0-0		0-0		5-3	
5- 9	0-0	0-1		NON-CONFERENCE		0-1		0-2		5-5	
0- 1	0-0	0-0		HOME		0-1		0-0		0-0	
0- 5	0-0	0-1		AWAY		0-0		0-2		0-2	
5- 3	0-0	0-0		NEUTRAL		0-0		0-0		5-3	
4- 8	0-0	0-0		CONFERENCE		0-0		0-1		4-7	
3- 2	0-0	0-0		HOME		0-0		0-0		3-2	
1- 6	0-0	0-0		AWAY		0-0		0-1		1-5	
0- 0	0-0	0-0		NEUTRAL		0-0		0-0		0-0	
RPI S	Opponent	Score	RPI S	Opponent	Score	RPI S	Opponent	Score	RPI S	Opponent	Score
			27 A	Western Ky.	0 3	90 H	Marshall	0 3	116 A	Akron	0 3
									126 A	West Virginia	0 3
									133 A	Morehead St.	0 3
									152 N	Navy	0 3
									158 A	Southeast Mo. St.	0 3
									160 A	Jacksonville St.	0 3
									166 H	Murray St.	3 2
									194 A	Charlotte	1 3
									203 N	Kent St.	0 3
									216 N	Duquesne	1 3
									242 H	SIUE	0 3
									249 A	Tennessee Tech	2 3
									254 A	UT Martin	0 3
									257 N	Dartmouth	3 0
									270 A	Tennessee St.	0 3
									270 H	Tennessee St.	1 3
									273 A	UNC Asheville	0 3
									280 N	N.C. A&T	3 0
									285 N	Seton Hall	3 0
									306 H	Eastern Ill.	3 0
									309 N	Gardner-Webb	3 1
									311 A	Belmont	3 0
									311 H	Belmont	3 0
									323 N	Saint Francis (PA)	3 0
			LAST 10 GAMES								
			270 A	Tennessee St.	0 3	254 A	UT Martin	0 3			
			311 A	Belmont	3 0	166 H	Murray St.	3 2			
			306 H	Eastern Ill.	3 0	133 A	Morehead St.	0 3			
			242 H	SIUE	0 3	160 A	Jacksonville St.	0 3			
			158 A	Southeast Mo. St.	0 3	249 A	Tennessee Tech	2 3			

Non-Div. I Games:

Eastern Ky.

Average RPI Win: 295		WON-LOST RECORD		WINNING PCT. RANK		LAST 10 GAMES		STRENGTH OF SCHEDULE		OPP. STRENGTH OF SCHEDULE		TEAM RPI		ADJ RPI		CONF. RPI		ADJ CONF. RPI	
DIV. I ONLY		7- 19		.26923 290		2-8		224		224		283		.4199 285		11		11	
DIV. I NON-CONF.		5- 9		.35714 251		0		298		293		288		.39993 290		10		10	
TOTALS		RPI 1-25		RPI 26-50		W-L RECORDS		RPI 51-100		RPI 101-150		RPI 150+							
7- 19		0- 4		0- 1		OVERALL		0- 1		0- 3		7- 10							
4- 6		0- 2		0- 0		HOME		0- 0		0- 1		4- 3							
1- 9		0- 2		0- 0		AWAY		0- 1		0- 2		1- 4							
2- 4		0- 0		0- 1		NEUTRAL		0- 0		0- 0		2- 3							
5- 9		0- 0		0- 1		NON-CONFERENCE		0- 0		0- 2		5- 6							
2- 3		0- 0		0- 0		HOME		0- 0		0- 1		2- 2							
1- 2		0- 0		0- 0		AWAY		0- 0		0- 1		1- 1							
2- 4		0- 0		0- 1		NEUTRAL		0- 0		0- 0		2- 3							
2- 10		0- 4		0- 0		CONFERENCE		0- 1		0- 1		2- 4							
2- 3		0- 2		0- 0		HOME		0- 0		0- 0		2- 1							
0- 7		0- 2		0- 0		AWAY		0- 1		0- 1		0- 3							
0- 0		0- 0		0- 0		NEUTRAL		0- 0		0- 0		0- 0							
RPI S	Opponent	Score		RPI S	Opponent	Score		RPI S	Opponent	Score		RPI S	Opponent	Score					
12 A	Marquette	0 3		42 N	Towson	0 3		58 A	Villanova	1 3		116 A	Akron	0 3					
12 H	Marquette	0 3										142 H	La Salle	0 3					
19 A	Creighton	0 3										149 A	Xavier	0 3					
19 H	Creighton	0 3										151 H	Northern Ariz.	0 3					
												162 A	Butler	0 3					
												195 H	Northeastern	1 3					
												202 N	Wake Forest	1 3					
												218 A	DePaul	1 3					
												218 H	DePaul	1 3					
												223 H	Georgetown	3 0					
												281 N	William & Mary	3 0					
												284 N	Eastern Ky.	0 3					
												287 N	Quinnipiac	0 3					
												293 A	Providence	0 3					
												293 H	Providence	3 2					
												296 A	Morgan St.	2 3					
												300 A	George Mason	3 1					
												321 H	Iona	3 0					
												323 N	Saint Francis (PA)	3 0					
												325 H	Binghamton	3 1					
				LAST 10 GAMES															
	19 A	Creighton		0	3		162 A	Butler		0	3								
	293 A	Providence		0	3		149 A	Xavier		0	3								
	12 H	Marquette		0	3		223 H	Georgetown		3	0								
	218 H	DePaul		1	3		19 H	Creighton		0	3								
	58 A	Villanova		1	3		293 H	Providence		3	2								

Non-Div. I Games:

Seton Hall

Average RPI Win: 297		WON-LOST RECORD		WINNING PCT. RANK		LAST 10 GAMES		STRENGTH OF SCHEDULE		OPP. STRENGTH OF SCHEDULE		TEAM RPI		ADJ RPI		CONF. RPI		ADJ CONF. RPI	
DIV. I ONLY		11- 17		.39286 232		2-8		296		275		285		.41763 286		15		15	
DIV. I NON-CONF.		10- 6		.625 105		1-0		332		325		273		.41819 276		16		16	
TOTALS		RPI 1-25		RPI 26-50		W-L RECORDS		RPI 51-100		RPI 101-150		RPI 150+							
11- 17		0- 0		0- 2		OVERALL		0- 2		0- 3		11- 10							
3- 7		0- 0		0- 1		HOME		0- 1		0- 1		3- 4							
3- 8		0- 0		0- 1		AWAY		0- 1		0- 2		3- 4							
5- 2		0- 0		0- 0		NEUTRAL		0- 0		0- 0		5- 2							
10- 6		0- 0		0- 0		NON-CONFERENCE		0- 0		0- 0		10- 6							
3- 1		0- 0		0- 0		HOME		0- 0		0- 0		3- 1							
2- 3		0- 0		0- 0		AWAY		0- 0		0- 0		2- 3							
5- 2		0- 0		0- 0		NEUTRAL		0- 0		0- 0		5- 2							
1- 11		0- 0		0- 2		CONFERENCE		0- 2		0- 3		1- 4							
0- 6		0- 0		0- 1		HOME		0- 1		0- 1		0- 3							
1- 5		0- 0		0- 1		AWAY		0- 1		0- 2		1- 1							
0- 0		0- 0		0- 0		NEUTRAL		0- 0		0- 0		0- 0							
RPI	S	Opponent		Score	RPI	S	Opponent		Score	RPI	S	Opponent		Score					
					43	A	Texas St.		0 3	61	H	Coastal Caro.		0 3					
					43	H	Texas St.		0 3	71	A	Troy		1 3					
												132	A	South Alabama	0 3				
												140	A	UT Arlington	1 3				
												140	H	UT Arlington	0 3				
												163	H	Arkansas St.	2 3				
												173	A	Louisiana Tech	0 3				
												173	H	Louisiana Tech	0 3				
												190	A	Georgia St.	0 3				
												198	H	Appalachian St.	0 3				
												226	A	Ga. Southern	3 2				
												250	A	New Orleans	3 1				
												253	A	Lamar University	0 3				
												260	A	McNeese	0 3				
												260	H	McNeese	3 1				
												263	N	North Dakota	1 3				
												268	N	Nicholls St.	3 0				
												274	H	Little Rock	0 3				
												290	N	South Dakota St.	2 3				
												303	H	Jackson St.	3 0				
												310	N	Prairie View	3 2				
												327	N	Ark.-Pine Bluff	3 0				
												329	A	Grambling	3 0				
												329	N	Grambling	3 0				
												334	H	Alcorn	3 0				
												335	N	Mississippi Val.	3 0				
LAST 10 GAMES																			
					140	H	UT Arlington		0 3	190	A	Georgia St.		0 3					
					43	H	Texas St.		0 3	226	A	Ga. Southern		3 2					
					303	H	Jackson St.		3 0	132	A	South Alabama		0 3					
					274	H	Little Rock		0 3	71	A	Troy		1 3					
					163	H	Arkansas St.		2 3	198	H	Appalachian St.		0 3					

Non-Div. I Games:

La.-Monroe

Quinnipiac

Through Games Of Through Nov. 3

Average RPI Win:	303	WON-LOST RECORD	WINNING PCT. RANK	LAST 10 GAMES	STRENGTH OF SCHEDULE	OPP. STRENGTH OF SCHEDULE	TEAM RPI	ADJ RPI	CONF. RPI	ADJ CONF. RPI		
DIV. I ONLY		10- 12	.45455	199	6-4	302	305	282	.41758	287	29	29
DIV. I NON-CONF.		4- 5	.44444	207	0	262	251	255	.44059	257	29	29
<hr/>												
TOTALS	RPI 1-25	RPI 26-50		W-L RECORDS		RPI 51-100		RPI 101-150		RPI 150+		
10- 12	0- 0	0- 1		OVERALL		0- 1		0- 3		10- 7		
3- 3	0- 0	0- 0		HOME		0- 0		0- 1		3- 2		
4- 5	0- 0	0- 0		AWAY		0- 1		0- 1		4- 3		
3- 4	0- 0	0- 1		NEUTRAL		0- 0		0- 1		3- 2		
<hr/>												
4- 5	0- 0	0- 1		NON-CONFERENCE		0- 1		0- 1		4- 2		
0- 0	0- 0	0- 0		HOME		0- 0		0- 0		0- 0		
1- 1	0- 0	0- 0		AWAY		0- 1		0- 0		1- 0		
3- 4	0- 0	0- 1		NEUTRAL		0- 0		0- 1		3- 2		
<hr/>												
6- 7	0- 0	0- 0		CONFERENCE		0- 0		0- 2		6- 5		
3- 3	0- 0	0- 0		HOME		0- 0		0- 1		3- 2		
3- 4	0- 0	0- 0		AWAY		0- 0		0- 1		3- 3		
0- 0	0- 0	0- 0		NEUTRAL		0- 0		0- 0		0- 0		
<hr/>												
RPI S	Opponent	Score	RPI S	Opponent	Score	RPI S	Opponent	Score	RPI S	Opponent	Score	
			42 N	Towson	0 3	70 A	Colgate	0 3	109 N	Rutgers	0 3	
									146 A	Fairfield	0 3	
									146 H	Fairfield	0 3	
									183 N	New Hampshire	1 3	
									230 A	Marist	1 3	
									230 H	Marist	3 1	
									271 A	Rider	0 3	
									276 H	Canisius	3 1	
									281 N	William & Mary	2 3	
									285 N	Seton Hall	3 0	
									296 N	Morgan St.	3 0	
									297 H	Niagara	1 3	
									314 A	Siena	2 3	
									319 N	NJIT	3 2	
									321 A	Iona	3 2	
									321 H	Iona	3 1	
									324 A	Manhattan	3 2	
									324 H	Manhattan	2 3	
									328 A	Saint Peter's	3 0	
									331 A	Fairleigh Dickinson	3 0	
			LAST 10 GAMES									
			321 A	Iona	3 2	328 A	Saint Peter's	3 0				
			324 A	Manhattan	3 2	271 A	Rider	0 3				
			146 H	Fairfield	0 3	230 H	Marist	3 1				
			297 H	Niagara	1 3	324 H	Manhattan	2 3				
			276 H	Canisius	3 1	321 H	Iona	3 1				

Non-Div. I Games:

Quinnipiac

Average RPI Win:		324	WON-LOST RECORD		WINNING PCT. RANK		LAST 10 GAMES		STRENGTH OF SCHEDULE		OPP. STRENGTH OF SCHEDULE		TEAM RPI		ADJ RPI		CONF. RPI		ADJ CONF. RPI				
Average RPI Loss:		145																					
DIV. I ONLY			2- 23		.08 327		1-9		96		223		292		.41163 288		10		10				
DIV. I NON-CONF.			2- 13		.13333 312		1-1		191		251		300		.39056 297		11		11				
TOTALS		RPI 1-25		RPI 26-50		W-L RECORDS		RPI 51-100		RPI 101-150		RPI 150+											
2- 23		0- 1		0- 1		OVERALL		0- 7		0- 3		2- 11											
2- 9		0- 0		0- 0		HOME		0- 2		0- 2		2- 5											
0- 10		0- 1		0- 1		AWAY		0- 4		0- 1		0- 3											
0- 4		0- 0		0- 0		NEUTRAL		0- 1		0- 0		0- 3											
2- 13		0- 0		0- 0		NON-CONFERENCE		0- 4		0- 1		2- 8											
2- 4		0- 0		0- 0		HOME		0- 0		0- 1		2- 3											
0- 5		0- 0		0- 0		AWAY		0- 3		0- 0		0- 2											
0- 4		0- 0		0- 0		NEUTRAL		0- 1		0- 0		0- 3											
0- 10		0- 1		0- 1		CONFERENCE		0- 3		0- 2		0- 3											
0- 5		0- 0		0- 0		HOME		0- 2		0- 1		0- 2											
0- 5		0- 1		0- 1		AWAY		0- 1		0- 1		0- 1											
0- 0		0- 0		0- 0		NEUTRAL		0- 0		0- 0		0- 0											
RPI	S	Opponent		Score		RPI	S	Opponent		Score		RPI	S	Opponent		Score							
17	A	Rice		0 3		27	A	Western Ky.		0 3		74	A	Tulane		1 3		122	A	North Texas		0 3	
												81	A	LSU		0 3		122	H	North Texas		1 3	
												82	H	UTSA		2 3		132	H	South Alabama		0 3	
												86	N	Winthrop		0 3		163	H	Arkansas St.		0 3	
												89	H	Fla. Atlantic		0 3		164	H	UTEP		2 3	
												90	A	Marshall		0 3		177	A	Louisiana		0 3	
												93	A	Denver		0 3		181	H	Mississippi St.		0 3	
																		185	H	Middle Tenn.		1 3	
																		194	A	Charlotte		0 3	
																		226	A	Ga. Southern		0 3	
																		243	N	Seattle U		1 3	
																		250	H	New Orleans		0 3	
																		259	N	San Francisco		0 3	
																		273	N	UNC Asheville		0 3	
																		320	H	Alabama St.		3 2	
																		327	H	Ark.-Pine Bluff		3 1	
LAST 10 GAMES																							
164 H UTEP						2 3						82 H UTSA						2 3					
327 H Ark.-Pine Bluff						3 1						122 A North Texas						0 3					
185 H Middle Tenn.						1 3						17 A Rice						0 3					
89 H Fla. Atlantic						0 3						132 H South Alabama						0 3					
194 A Charlotte						0 3						122 H North Texas						1 3					

Non-Div. I Games:

Southern Miss.

[illegible]

Non-Div. I Games:

Central Conn. St.

Average RPI Win: 269		WON-LOST	WINNING	LAST 10	STRENGTH OF		OPP. STRENGTH	TEAM	ADJ	CONF.	ADJ CONF.
Average RPI Loss: 172		RECORD	PCT. RANK	GAMES	SCHEDULE		OF SCHEDULE	RPI	RPI	RPI	RPI
DIV. I ONLY		6- 18	.25 295	2-8	248		239	290	.40925 290	22	22
DIV. I NON-CONF.		3- 9	.25 279	0	224		232	285	.41033 282	21	21
TOTALS		RPI 1-25	RPI 26-50	W-L RECORDS	RPI 51-100		RPI 101-150	RPI 150+			
6- 18	0-0		0-1	OVERALL	0-4		0-1	6-12			
4- 7	0-0		0-1	HOME	0-2		0-1	4-3			
1- 7	0-0		0-0	AWAY	0-1		0-0	1-6			
1- 4	0-0		0-0	NEUTRAL	0-1		0-0	1-3			
3- 9	0-0		0-0	NON-CONFERENCE	0-2		0-1	3-6			
1- 3	0-0		0-0	HOME	0-1		0-1	1-1			
1- 2	0-0		0-0	AWAY	0-0		0-0	1-2			
1- 4	0-0		0-0	NEUTRAL	0-1		0-0	1-3			
3- 9	0-0		0-1	CONFERENCE	0-2		0-0	3-6			
3- 4	0-0		0-1	HOME	0-1		0-0	3-2			
0- 5	0-0		0-0	AWAY	0-1		0-0	0-4			
0- 0	0-0		0-0	NEUTRAL	0-0		0-0	0-0			
RPI S	Opponent	Score	RPI S	Opponent	Score	RPI S	Opponent	Score	RPI S	Opponent	Score
			38 H	South Dakota	0 3	52 H	Milwaukee	2 3	117 H	UMKC	1 3
						81 N	LSU	0 3	151 A	Northern Ariz.	0 3
						93 A	Denver	1 3	157 A	Omaha	0 3
						93 H	Denver	1 3	172 A	North Dakota St.	1 3
									172 H	North Dakota St.	3 1
									178 N	Memphis	1 3
									182 H	Purdue Fort Wayne	2 3
									200 H	Valparaiso	0 3
									201 N	Fresno St.	1 3
									248 N	Drake	1 3
									253 A	Lamar University	0 3
									263 H	North Dakota	3 1
									275 A	Oral Roberts	1 3
									275 H	Oral Roberts	3 1
									286 N	La.-Monroe	3 2
									301 A	Western Ill.	0 3
									301 H	Western Ill.	2 3
									306 A	Eastern Ill.	3 1
									310 H	Prairie View	3 0
			LAST 10 GAMES								
			275 H	Oral Roberts	3 1	182 H	Purdue Fort Wayne	2 3			
			93 H	Denver	1 3	263 H	North Dakota	3 1			
			301 A	Western Ill.	0 3	38 H	South Dakota	0 3			
			172 A	North Dakota St.	1 3	275 A	Oral Roberts	1 3			
			157 A	Omaha	0 3	93 A	Denver	1 3			

Non-Div. I Games:

South Dakota St.

Average RPI Win:	247	WON-LOST	WINNING	LAST 10	STRENGTH OF	OPP. STRENGTH	TEAM	ADJ	CONF.	ADJ CONF.	
Average RPI Loss:	166	RECORD	PCT. RANK	GAMES	SCHEDULE	OF SCHEDULE	RPI	RPI	RPI	RPI	
DIV. I ONLY	4- 19	.17391	314	3-7	191	228	295	.40916	291	23	23
DIV. I NON-CONF.	1- 10	.09091	315	0	178	194	301	.3901	298	20	20
<hr/>											
TOTALS	RPI 1-25	RPI 26-50		W-L RECORDS		RPI 51-100		RPI 101-150		RPI 150+	
4- 19	0-0	0-0		OVERALL		0-4		0-4		4- 11	
2- 7	0-0	0-0		HOME		0-1		0-1		2-5	
2- 7	0-0	0-0		AWAY		0-2		0-1		2-4	
0- 5	0-0	0-0		NEUTRAL		0-1		0-2		0-2	
<hr/>											
1- 10	0-0	0-0		NON-CONFERENCE		0-2		0-3		1-5	
0- 2	0-0	0-0		HOME		0-0		0-0		0-2	
1- 3	0-0	0-0		AWAY		0-1		0-1		1-1	
0- 5	0-0	0-0		NEUTRAL		0-1		0-2		0-2	
<hr/>											
3- 9	0-0	0-0		CONFERENCE		0-2		0-1		3-6	
2- 5	0-0	0-0		HOME		0-1		0-1		2-3	
1- 4	0-0	0-0		AWAY		0-1		0-0		1-3	
0- 0	0-0	0-0		NEUTRAL		0-0		0-0		0-0	
<hr/>											
RPI S	Opponent	Score	RPI S	Opponent	Score	RPI S	Opponent	Score	RPI S	Opponent	Score
						87 N	Grand Canyon	0 3	104 H	Weber St.	1 3
						93 A	Denver	0 3	118 N	Santa Clara	1 3
						100 A	Northern Colo.	0 3	135 N	Ball St.	0 3
						100 H	Northern Colo.	1 3	137 A	UC Davis	0 3
									151 A	Northern Ariz.	2 3
									155 N	Pacific	0 3
									164 H	UTEP	0 3
									169 A	Sacramento St.	1 3
									175 H	Idaho	1 3
									217 A	Southern Utah	1 3
									225 A	Montana St.	3 1
									225 H	Montana St.	0 3
									237 H	Portland St.	3 1
									239 N	San Jose St.	0 3
									244 A	Gonzaga	0 3
									245 A	Air Force	3 2
									262 H	CSU Bakersfield	0 3
									272 H	Idaho St.	0 3
									282 H	Eastern Wash.	3 0
<hr/>											
LAST 10 GAMES											
						100 H	Northern Colo.	1 3	272 H	Idaho St.	0 3
						225 A	Montana St.	3 1	151 A	Northern Ariz.	2 3
						237 H	Portland St.	3 1	217 A	Southern Utah	1 3
						169 A	Sacramento St.	1 3	175 H	Idaho	1 3
						104 H	Weber St.	1 3	282 H	Eastern Wash.	3 0

Non-Div. I Games:

Montana

Average RPI Win: 304		WON-LOST	WINNING	LAST 10	STRENGTH OF		OPP. STRENGTH	TEAM	ADJ	CONF.	ADJ CONF.
Average RPI Loss: 180		RECORD	PCT. RANK	GAMES	SCHEDULE		OF SCHEDULE	RPI	RPI	RPI	RPI
DIV. I ONLY		7- 13	.35	257	3-7		285	288	288	.40912	292
DIV. I NON-CONF.		4- 6	.4	231	1-0		302	256	280	.40608	285
TOTALS		RPI 1-25	RPI 26-50		W-L RECORDS		RPI 51-100		RPI 101-150		RPI 150+
7- 13	0-0	0-0		OVERALL		0-4		0-1		7-8	
3- 4	0-0	0-0		HOME		0-1		0-0		3-3	
3- 6	0-0	0-0		AWAY		0-2		0-1		3-3	
1- 3	0-0	0-0		NEUTRAL		0-1		0-0		1-2	
4- 6	0-0	0-0		NON-CONFERENCE		0-2		0-1		4-3	
1- 1	0-0	0-0		HOME		0-0		0-0		1-1	
2- 2	0-0	0-0		AWAY		0-1		0-1		2-0	
1- 3	0-0	0-0		NEUTRAL		0-1		0-0		1-2	
3- 7	0-0	0-0		CONFERENCE		0-2		0-0		3-5	
2- 3	0-0	0-0		HOME		0-1		0-0		2-2	
1- 4	0-0	0-0		AWAY		0-1		0-0		1-3	
0- 0	0-0	0-0		NEUTRAL		0-0		0-0		0-0	
RPI S	Opponent	Score	RPI S	Opponent	Score	RPI S	Opponent	Score	RPI S	Opponent	Score
						86 H	Winthrop	1 3	138 A	East Carolina	2 3
						88 N	Northwestern	0 3	154 N	George Washington	0 3
						96 A	Miami (OH)	0 3	205 N	Virginia Tech	1 3
						98 A	High Point	1 3	226 H	Ga. Southern	0 3
									228 H	Presbyterian	1 3
									238 A	Campbell	2 3
									241 A	Radford	0 3
									255 H	Charleston So.	3 1
									273 A	UNC Asheville	1 3
									273 H	UNC Asheville	0 3
									280 A	N.C. A&T	3 1
									307 H	Alabama A&M	3 1
									309 H	Gardner-Webb	3 0
									317 A	Hampton	3 0
									330 N	Norfolk St.	3 2
									332 A	South Carolina St.	3 0
LAST 10 GAMES											
						255 H	Charleston So.	3 1	317 A	Hampton	3 0
						228 H	Presbyterian	1 3	238 A	Campbell	2 3
						98 A	High Point	1 3	332 A	South Carolina St.	3 0
						241 A	Radford	0 3	86 H	Winthrop	1 3
						273 H	UNC Asheville	0 3	309 H	Gardner-Webb	3 0

Non-Div. I Games: Limestone 2 3 Limestone 1 3 Tusculum 2 3

USC Upstate

Average RPI Win: 297		WON-LOST RECORD		WINNING PCT. RANK		LAST 10 GAMES		STRENGTH OF SCHEDULE		OPP. STRENGTH OF SCHEDULE		TEAM RPI		ADJ RPI		CONF. RPI		ADJ CONF. RPI	
DIV. I ONLY		6- 19		.24 299		1-9		251		217		294		.40873 293		11		11	
DIV. I NON-CONF.		5- 8		.38462 236		0		313		304		296		.39255 295		10		10	
TOTALS		RPI 1-25		RPI 26-50		W-L RECORDS		RPI 51-100		RPI 101-150		RPI 150+							
6- 19		0- 3		0- 0		OVERALL		0- 3		0- 3		6- 10							
4- 8		0- 2		0- 0		HOME		0- 2		0- 1		4- 3							
1- 7		0- 1		0- 0		AWAY		0- 1		0- 1		1- 4							
1- 4		0- 0		0- 0		NEUTRAL		0- 0		0- 1		1- 3							
5- 8		0- 0		0- 0		NON-CONFERENCE		0- 0		0- 2		5- 6							
3- 1		0- 0		0- 0		HOME		0- 0		0- 0		3- 1							
1- 3		0- 0		0- 0		AWAY		0- 0		0- 1		1- 2							
1- 4		0- 0		0- 0		NEUTRAL		0- 0		0- 1		1- 3							
1- 11		0- 3		0- 0		CONFERENCE		0- 3		0- 1		1- 4							
1- 7		0- 2		0- 0		HOME		0- 2		0- 1		1- 2							
0- 4		0- 1		0- 0		AWAY		0- 1		0- 0		0- 2							
0- 0		0- 0		0- 0		NEUTRAL		0- 0		0- 0		0- 0							
RPI S	Opponent	Score		RPI S	Opponent	Score		RPI S	Opponent	Score		RPI S	Opponent	Score					
12 A	Marquette	0 3						58 H	Villanova	1 3		133 A	Morehead St.	0 3					
19 H	Creighton	0 3						78 A	St. John's (NY)	0 3		138 N	East Carolina	2 3					
19 H	Creighton	0 3						78 H	St. John's (NY)	1 3		149 H	Xavier	1 3					
												162 H	Butler	1 3					
												186 H	Brown	2 3					
												190 N	Georgia St.	1 3					
												218 A	DePaul	1 3					
												223 H	Georgetown	2 3					
												228 N	Presbyterian	3 0					
												232 A	UConn	2 3					
												240 A	Bryant	1 3					
												257 N	Dartmouth	0 3					
												285 A	Seton Hall	2 3					
												285 H	Seton Hall	3 0					
												298 N	Holy Cross	2 3					
												300 A	George Mason	3 0					
												304 H	Coppin St.	3 1					
												331 H	Fairleigh Dickinson	3 0					
												333 H	Merrimack	3 0					
LAST 10 GAMES																			
78 H St. John's (NY)				1 3		149 H Xavier				1 3									
285 H Seton Hall				3 0		218 A DePaul				1 3									
19 H Creighton				0 3		12 A Marquette				0 3									
19 H Creighton				0 3		78 A St. John's (NY)				0 3									
162 H Butler				1 3		285 A Seton Hall				2 3									

Non-Div. I Games:

Providence

Average RPI Win: 298		WON-LOST	WINNING	LAST 10	STRENGTH OF		OPP. STRENGTH	TEAM	ADJ	CONF.	ADJ CONF.
Average RPI Loss: 201		RECORD	PCT. RANK	GAMES	SCHEDULE		OF SCHEDULE	RPI	RPI	RPI	RPI
DIV. I ONLY		10- 15	.4	227	6-4		310	290	291	.40647	294
DIV. I NON-CONF.		6- 7	.46154	190	2-0		323	320	297	.38853	300
TOTALS		RPI 1-25	RPI 26-50		W-L RECORDS		RPI 51-100		RPI 101-150		RPI 150+
10- 15	0- 0	0- 0		OVERALL		0- 4		0- 0		10- 11	
6- 3	0- 0	0- 0		HOME		0- 1		0- 0		6- 2	
0- 10	0- 0	0- 0		AWAY		0- 3		0- 0		0- 7	
4- 2	0- 0	0- 0		NEUTRAL		0- 0		0- 0		4- 2	
6- 7	0- 0	0- 0		NON-CONFERENCE		0- 1		0- 0		6- 6	
2- 1	0- 0	0- 0		HOME		0- 0		0- 0		2- 1	
0- 4	0- 0	0- 0		AWAY		0- 1		0- 0		0- 3	
4- 2	0- 0	0- 0		NEUTRAL		0- 0		0- 0		4- 2	
4- 8	0- 0	0- 0		CONFERENCE		0- 3		0- 0		4- 5	
4- 2	0- 0	0- 0		HOME		0- 1		0- 0		4- 1	
0- 6	0- 0	0- 0		AWAY		0- 2		0- 0		0- 4	
0- 0	0- 0	0- 0		NEUTRAL		0- 0		0- 0		0- 0	
RPI S	Opponent	Score	RPI S	Opponent	Score	RPI S	Opponent	Score	RPI S	Opponent	Score
						71 A	Troy	0 3	191 A	Western Caro.	0 3
						73 A	Samford	1 3	196 A	Youngstown St.	1 3
						73 H	Samford	1 3	212 H	Wofford	3 1
						99 A	ETSU	1 3	234 A	Mercer	0 3
									234 H	Mercer	2 3
									236 N	Bucknell	1 3
									238 A	Campbell	0 3
									252 H	Col. of Charleston	0 3
									261 A	Furman	1 3
									261 H	Furman	3 1
									263 N	North Dakota	1 3
									278 A	UNC Greensboro	0 3
									278 H	UNC Greensboro	3 1
									302 H	Chattanooga	3 2
									315 N	Florida A&M	3 2
									316 A	N.C. Central	1 3
									316 H	N.C. Central	3 1
									318 N	Southern U.	3 2
									322 H	Delaware St.	3 0
									323 N	Saint Francis (PA)	3 1
									332 N	South Carolina St.	3 0
LAST 10 GAMES											
						278 H	UNC Greensboro	3 1	212 H	Wofford	3 1
						261 H	Furman	3 1	316 H	N.C. Central	3 1
						234 A	Mercer	0 3	322 H	Delaware St.	3 0
						73 A	Samford	1 3	99 A	ETSU	1 3
						302 H	Chattanooga	3 2	191 A	Western Caro.	0 3

Non-Div. I Games:

The Citadel

Average RPI Win: 236		WON-LOST RECORD		WINNING PCT. RANK		LAST 10 GAMES		STRENGTH OF SCHEDULE		OPP. STRENGTH OF SCHEDULE		TEAM RPI		ADJ RPI		CONF. RPI		ADJ CONF. RPI	
DIV. I ONLY		2- 22		.08333 325		2-8		142		132		296		.40558 295		14		14	
DIV. I NON-CONF.		0- 12		0 322		0		153		109		306		.38243 304		12		12	
TOTALS		RPI 1-25		RPI 26-50		W-L RECORDS		RPI 51-100		RPI 101-150		RPI 150+							
2- 22		0- 2		0- 1		OVERALL		0- 3		0- 7		2- 9							
1- 9		0- 2		0- 0		HOME		0- 2		0- 2		1- 3							
1- 11		0- 0		0- 0		AWAY		0- 0		0- 5		1- 6							
0- 2		0- 0		0- 1		NEUTRAL		0- 1		0- 0		0- 0							
0- 12		0- 1		0- 1		NON-CONFERENCE		0- 1		0- 3		0- 6							
0- 5		0- 1		0- 0		HOME		0- 0		0- 1		0- 3							
0- 5		0- 0		0- 0		AWAY		0- 0		0- 2		0- 3							
0- 2		0- 0		0- 1		NEUTRAL		0- 1		0- 0		0- 0							
2- 10		0- 1		0- 0		CONFERENCE		0- 2		0- 4		2- 3							
1- 4		0- 1		0- 0		HOME		0- 2		0- 1		1- 0							
1- 6		0- 0		0- 0		AWAY		0- 0		0- 3		1- 3							
0- 0		0- 0		0- 0		NEUTRAL		0- 0		0- 0		0- 0							
RPI S	Opponent		Score		RPI S	Opponent		Score		RPI S	Opponent		Score		RPI S	Opponent		Score	
18 H	Colorado St.		0 3		37 N	Washington St.		1 3		71 H	Wyoming		2 3		104 A	Weber St.		0 3	
22 H	Utah		0 3							92 H	Boise St.		0 3		115 A	Saint Mary's (CA)		0 3	
										95 N	Cornell		0 3		121 A	UNLV		0 3	
															147 A	Nevada		0 3	
															147 H	Nevada		0 3	
															148 A	San Diego St.		0 3	
															149 H	Xavier		1 3	
															159 H	Utah Valley		0 3	
															161 A	Portland		2 3	
															175 A	Idaho		0 3	
															201 A	Fresno St.		0 3	
															217 H	Southern Utah		2 3	
															221 H	Eastern Mich.		2 3	
															233 A	New Mexico		3 2	
															239 A	San Jose St.		0 3	
															239 H	San Jose St.		3 2	
															245 A	Air Force		1 3	
															259 A	San Francisco		0 3	
LAST 10 GAMES																			
239 A San Jose St.					0 3					71 H Wyoming					2 3				
147 A Nevada					0 3					233 A New Mexico					3 2				
148 A San Diego St.					0 3					121 A UNLV					0 3				
201 A Fresno St.					0 3					147 H Nevada					0 3				
18 H Colorado St.					0 3					239 H San Jose St.					3 2				

Non-Div. I Games:

Utah St.

Average RPI Win: 306		WON-LOST RECORD		WINNING PCT. RANK		LAST 10 GAMES		STRENGTH OF SCHEDULE		OPP. STRENGTH OF SCHEDULE		TEAM RPI		ADJ RPI		CONF. RPI		ADJ CONF. RPI	
Average RPI Loss: 222																			
DIV. I ONLY		14- 11		.56 124		7-3		333		302		289		.40527 296		31		31	
DIV. I NON-CONF.		6- 7		.46154 190		0		317		269		284		.40782 284		31		31	
TOTALS		RPI 1-25		RPI 26-50		W-L RECORDS		RPI 51-100		RPI 101-150		RPI 150+							
14- 11		0- 0		0- 1		OVERALL		0- 0		0- 1		14- 9							
9- 3		0- 0		0- 1		HOME		0- 0		0- 0		9- 2							
3- 4		0- 0		0- 0		AWAY		0- 0		0- 0		3- 4							
2- 4		0- 0		0- 0		NEUTRAL		0- 0		0- 1		2- 3							
6- 7		0- 0		0- 1		NON-CONFERENCE		0- 0		0- 1		6- 5							
3- 1		0- 0		0- 1		HOME		0- 0		0- 0		3- 0							
1- 2		0- 0		0- 0		AWAY		0- 0		0- 0		1- 2							
2- 4		0- 0		0- 0		NEUTRAL		0- 0		0- 1		2- 3							
8- 4		0- 0		0- 0		CONFERENCE		0- 0		0- 0		8- 4							
6- 2		0- 0		0- 0		HOME		0- 0		0- 0		6- 2							
2- 2		0- 0		0- 0		AWAY		0- 0		0- 0		2- 2							
0- 0		0- 0		0- 0		NEUTRAL		0- 0		0- 0		0- 0							
RPI	S	Opponent	Score	RPI	S	Opponent	Score	RPI	S	Opponent	Score	RPI	S	Opponent	Score				
				42	H	Towson	0 3			147	N	Nevada	0 3						
										180	N	CSUN	0 3						
										187	N	FIU	1 3						
										206	A	Howard	0 3						
										206	H	Howard	3 0						
										223	A	Georgetown	1 3						
										237	A	Portland St.	2 3						
										280	H	N.C. A&T	0 3						
										281	H	William & Mary	3 2						
										285	H	Seton Hall	3 2						
										287	N	Quinnipiac	0 3						
										304	H	Coppin St.	3 1						
										312	H	UMES	3 2						
										313	A	Bethune-Cookman	3 2						
										314	H	Siena	3 0						
										315	A	Florida A&M	3 1						
										316	H	N.C. Central	3 1						
										319	N	NJIT	3 0						
										322	H	Delaware St.	2 3						
										325	N	Binghamton	3 2						
										330	A	Norfolk St.	0 3						
										330	H	Norfolk St.	3 0						
										331	A	Fairleigh Dickinson	3 0						
										332	H	South Carolina St.	3 0						
LAST 10 GAMES																			
				330	H	Norfolk St.	3 0	313	A	Bethune-Cookman	3 2								
				206	H	Howard	3 0	330	A	Norfolk St.	0 3								
				304	H	Coppin St.	3 1	206	A	Howard	0 3								
				332	H	South Carolina St.	3 0	280	H	N.C. A&T	0 3								
				315	A	Florida A&M	3 1	316	H	N.C. Central	3 1								

Non-Div. I Games:

Morgan St.

Average RPI Win: 315		WON-LOST	WINNING	LAST 10	STRENGTH OF		OPP. STRENGTH	TEAM	ADJ	CONF.	ADJ CONF.
Average RPI Loss: 211		RECORD	PCT. RANK	GAMES	SCHEDULE		OF SCHEDULE	RPI	RPI	RPI	RPI
DIV. I ONLY		10- 13	.43478	207	7-3		319	298	297	.40411	297
DIV. I NON-CONF.		1- 9	.1	314	0		305	210	323	.34211	322
TOTALS		RPI 1-25	RPI 26-50		W-L RECORDS		RPI 51-100		RPI 101-150		RPI 150+
10- 13	0-0	0-0		OVERALL		0-1		0-2		10-10	
4- 1	0-0	0-0		HOME		0-0		0-0		4-1	
5- 7	0-0	0-0		AWAY		0-1		0-2		5-4	
1- 5	0-0	0-0		NEUTRAL		0-0		0-0		1-5	
1- 9	0-0	0-0		NON-CONFERENCE		0-1		0-1		1-7	
0- 0	0-0	0-0		HOME		0-0		0-0		0-0	
0- 4	0-0	0-0		AWAY		0-1		0-1		0-2	
1- 5	0-0	0-0		NEUTRAL		0-0		0-0		1-5	
9- 4	0-0	0-0		CONFERENCE		0-0		0-1		9-3	
4- 1	0-0	0-0		HOME		0-0		0-0		4-1	
5- 3	0-0	0-0		AWAY		0-0		0-1		5-2	
0- 0	0-0	0-0		NEUTRAL		0-0		0-0		0-0	
RPI S	Opponent	Score	RPI S	Opponent	Score	RPI S	Opponent	Score	RPI S	Opponent	Score
						95 A	Cornell	0 3	139 A	Cleveland St.	0 3
									146 A	Fairfield	0 3
									196 N	Youngstown St.	1 3
									203 A	Kent St.	2 3
									213 N	Delaware	1 3
									219 N	Stetson	0 3
									230 A	Marist	0 3
									235 N	Northern Ill.	1 3
									246 N	Hartford	0 3
									271 A	Rider	0 3
									271 H	Rider	3 1
									276 H	Canisius	1 3
									277 A	Incarnate Word	1 3
									287 A	Quinnipiac	3 1
									314 A	Siena	3 0
									321 A	Iona	3 2
									321 H	Iona	3 0
									324 A	Manhattan	3 1
									324 H	Manhattan	3 0
									328 A	Saint Peter's	3 1
									328 H	Saint Peter's	3 0
									329 N	Grambling	3 0
LAST 10 GAMES											
						271 A	Rider	0 3	146 A	Fairfield	0 3
						328 A	Saint Peter's	3 1	230 A	Marist	0 3
						324 H	Manhattan	3 0	314 A	Siena	3 0
						321 H	Iona	3 0	328 H	Saint Peter's	3 0
						287 A	Quinnipiac	3 1	271 H	Rider	3 1

Non-Div. I Games:

Niagara

Average RPI Win: 291		WON-LOST RECORD		WINNING PCT. RANK		LAST 10 GAMES		STRENGTH OF SCHEDULE		OPP. STRENGTH OF SCHEDULE		TEAM RPI		ADJ RPI		CONF. RPI		ADJ CONF. RPI	
DIV. I ONLY		3- 23		.11538 321		0-10		153		235		299		.40374 298		20		20	
DIV. I NON-CONF.		3- 11		.21429 294		0		223		234		289		.40152 288		22		23	
TOTALS		RPI 1-25		RPI 26-50		W-L RECORDS		RPI 51-100		RPI 101-150		RPI 150+							
3- 23		0- 1		0- 0		OVERALL		0- 3		0- 5		3- 14							
2- 5		0- 0		0- 0		HOME		0- 2		0- 1		2- 2							
0- 11		0- 1		0- 0		AWAY		0- 1		0- 1		0- 8							
1- 7		0- 0		0- 0		NEUTRAL		0- 0		0- 3		1- 4							
3- 11		0- 1		0- 0		NON-CONFERENCE		0- 0		0- 3		3- 7							
2- 0		0- 0		0- 0		HOME		0- 0		0- 0		2- 0							
0- 4		0- 1		0- 0		AWAY		0- 0		0- 0		0- 3							
1- 7		0- 0		0- 0		NEUTRAL		0- 0		0- 3		1- 4							
0- 12		0- 0		0- 0		CONFERENCE		0- 3		0- 2		0- 7							
0- 5		0- 0		0- 0		HOME		0- 2		0- 1		0- 2							
0- 7		0- 0		0- 0		AWAY		0- 1		0- 1		0- 5							
0- 0		0- 0		0- 0		NEUTRAL		0- 0		0- 0		0- 0							
RPI S	Opponent	Score		RPI S	Opponent	Score		RPI S	Opponent	Score		RPI S	Opponent	Score					
15 A	Penn St.	0 3						59 H	American	0 3		107 N	Central Mich.	0 3					
								70 A	Colgate	0 3		114 A	Army West Point	1 3					
								70 H	Colgate	2 3		114 H	Army West Point	1 3					
												125 N	Hofstra	0 3					
												127 N	Wichita St.	0 3					
												152 A	Navy	0 3					
												152 H	Navy	0 3					
												183 A	New Hampshire	0 3					
												186 N	Brown	2 3					
												193 A	Lehigh	0 3					
												199 A	Loyola Maryland	1 3					
												199 H	Loyola Maryland	0 3					
												200 N	Valparaiso	1 3					
												218 A	DePaul	1 3					
												232 A	UConn	2 3					
												236 A	Bucknell	2 3					
												243 N	Seattle U	2 3					
												246 H	Hartford	3 0					
												257 N	Dartmouth	0 3					
												264 A	Lafayette	2 3					
												293 N	Providence	3 2					
												333 H	Merrimack	3 0					
				LAST 10 GAMES															
	70 H	Colgate	2 3		59 H	American	0 3												
	114 H	Army West Point	1 3		236 A	Bucknell	2 3												
	199 A	Loyola Maryland	1 3		264 A	Lafayette	2 3												
	152 A	Navy	0 3		114 A	Army West Point	1 3												
	193 A	Lehigh	0 3		70 A	Colgate	0 3												

Non-Div. I Games:

Holy Cross

U
M
B
C

UMBC				Through Games Of Through Nov. 3								
Average RPI Win:	274	WON-LOST RECORD	WINNING PCT. RANK	LAST 10 GAMES	STRENGTH OF SCHEDULE	OPP. STRENGTH OF SCHEDULE	TEAM RPI	ADJ RPI	CONF. RPI	ADJ CONF. RPI		
Average RPI Loss:	194											
DIV. I ONLY		5- 15	.25 295	2-8	259	277	298	.40127 299	28	28		
DIV. I NON-CONF.		3- 10	.23077 290	0-3	237	255	292	.39501 293	27	27		
TOTALS	RPI 1-25	RPI 26-50		W-L RECORDS	RPI 51-100		RPI 101-150		RPI 150+			
5- 15	0- 0	0- 0		OVERALL	0- 1		0- 3		5- 11			
3- 7	0- 0	0- 0		HOME	0- 0		0- 2		3- 5			
1- 5	0- 0	0- 0		AWAY	0- 1		0- 0		1- 4			
1- 3	0- 0	0- 0		NEUTRAL	0- 0		0- 1		1- 2			
3- 10	0- 0	0- 0		NON-CONFERENCE	0- 1		0- 3		3- 6			
2- 5	0- 0	0- 0		HOME	0- 0		0- 2		2- 3			
0- 2	0- 0	0- 0		AWAY	0- 1		0- 0		0- 1			
1- 3	0- 0	0- 0		NEUTRAL	0- 0		0- 1		1- 2			
2- 5	0- 0	0- 0		CONFERENCE	0- 0		0- 0		2- 5			
1- 2	0- 0	0- 0		HOME	0- 0		0- 0		1- 2			
1- 3	0- 0	0- 0		AWAY	0- 0		0- 0		1- 3			
0- 0	0- 0	0- 0		NEUTRAL	0- 0		0- 0		0- 0			
RPI S	Opponent	Score	RPI S	Opponent	Score	RPI S	Opponent	Score	RPI S	Opponent	Score	
						60 A	Colorado	0 3	108 H	Temple	0 3	
									124 N	Oakland	1 3	
									146 H	Fairfield	2 3	
									183 A	New Hampshire	3 0	
									183 H	New Hampshire	2 3	
									192 A	Albany (NY)	0 3	
									192 H	Albany (NY)	2 3	
									194 N	Charlotte	1 3	
									199 A	Loyola Maryland	1 3	
									213 H	Delaware	1 3	
									215 A	Stony Brook	0 3	
									238 N	Campbell	0 3	
									246 A	Hartford	1 3	
									264 H	Lafayette	3 1	
									276 N	Canisius	3 1	
									300 H	George Mason	2 3	
									304 H	Coppin St.	2 3	
									323 H	Saint Francis (PA)	3 0	
									325 H	Binghamton	3 0	
LAST 10 GAMES												
						183 A	New Hampshire	3 0	183 H	New Hampshire	2 3	
						192 A	Albany (NY)	0 3	304 H	Coppin St.	2 3	
						325 H	Binghamton	3 0	192 H	Albany (NY)	2 3	
						215 A	Stony Brook	0 3	124 N	Oakland	1 3	
						246 A	Hartford	1 3	60 A	Colorado	0 3	

U
M
B
C

Non-Div. I Games:

UMBC

Average RPI Win: 254		WON-LOST RECORD		WINNING PCT. RANK		LAST 10 GAMES		STRENGTH OF SCHEDULE		OPP. STRENGTH OF SCHEDULE		TEAM RPI		ADJ RPI		CONF. RPI		ADJ CONF. RPI	
DIV. I ONLY		4- 19		.17391 314		0-10		234		182		301		.39983 300		18		18	
DIV. I NON-CONF.		4- 8		.33333 255		0		294		230		286		.40452 286		15		15	
TOTALS		RPI 1-25		RPI 26-50		W-L RECORDS		RPI 51-100		RPI 101-150		RPI 150+							
4- 19		0- 0		0- 1		OVERALL		0- 3		1- 5		3- 10							
1- 9		0- 0		0- 0		HOME		0- 1		0- 3		1- 5							
2- 7		0- 0		0- 1		AWAY		0- 1		1- 2		1- 3							
1- 3		0- 0		0- 0		NEUTRAL		0- 1		0- 0		1- 2							
4- 8		0- 0		0- 0		NON-CONFERENCE		0- 1		1- 1		3- 6							
1- 5		0- 0		0- 0		HOME		0- 0		0- 1		1- 4							
2- 0		0- 0		0- 0		AWAY		0- 0		1- 0		1- 0							
1- 3		0- 0		0- 0		NEUTRAL		0- 1		0- 0		1- 2							
0- 11		0- 0		0- 1		CONFERENCE		0- 2		0- 4		0- 4							
0- 4		0- 0		0- 0		HOME		0- 1		0- 2		0- 1							
0- 7		0- 0		0- 1		AWAY		0- 1		0- 2		0- 3							
0- 0		0- 0		0- 0		NEUTRAL		0- 0		0- 0		0- 0							
RPI S	Opponent	Score		RPI S	Opponent	Score		RPI S	Opponent	Score		RPI S	Opponent	Score					
				48 A	VCU	0 3		51 A	Dayton	0 3		111 A	Maryland	3 2					
								51 H	Dayton	0 3		113 A	Saint Louis	2 3					
								80 N	Princeton	0 3		113 H	Saint Louis	0 3					
												138 H	East Carolina	0 3					
												142 A	La Salle	0 3					
												142 H	La Salle	1 3					
												152 H	Navy	1 3					
												154 A	George Washington	2 3					
												174 N	Arkansas	1 3					
												202 H	Wake Forest	0 3					
												208 A	Davidson	1 3					
												213 N	Delaware	0 3					
												216 A	Duquesne	0 3					
												216 H	Duquesne	1 3					
												281 H	William & Mary	3 0					
												285 H	Seton Hall	1 3					
												293 H	Providence	0 3					
												299 A	UMBC	3 2					
												323 N	Saint Francis (PA)	3 1					
				LAST 10 GAMES															
				208 A	Davidson	1 3		216 H	Duquesne	1 3									
				48 A	VCU	0 3		113 H	Saint Louis	0 3									
				51 A	Dayton	0 3		51 H	Dayton	0 3									
				113 A	Saint Louis	2 3		216 A	Duquesne	0 3									
				142 H	La Salle	1 3		142 A	La Salle	0 3									

Non-Div. I Games:

George Mason

Average RPI Win: 280		WON-LOST RECORD		WINNING PCT. RANK		LAST 10 GAMES		STRENGTH OF SCHEDULE		OPP. STRENGTH OF SCHEDULE		TEAM RPI		ADJ RPI		CONF. RPI		ADJ CONF. RPI	
DIV. I ONLY		6- 19		.24 299		2-8		274		267		302		.39641 301		22		22	
DIV. I NON-CONF.		3- 10		.23077 290		0		280		290		307		.37944 308		21		21	
TOTALS		RPI 1-25		RPI 26-50		W-L RECORDS		RPI 51-100		RPI 101-150		RPI 150+							
6- 19		0- 0		0- 2		OVERALL		0- 1		0- 0		6- 16							
2- 5		0- 0		0- 0		HOME		0- 0		0- 0		2- 5							
1- 9		0- 0		0- 2		AWAY		0- 1		0- 0		1- 6							
3- 5		0- 0		0- 0		NEUTRAL		0- 0		0- 0		3- 5							
3- 10		0- 0		0- 1		NON-CONFERENCE		0- 0		0- 0		3- 9							
0- 1		0- 0		0- 0		HOME		0- 0		0- 0		0- 1							
0- 4		0- 0		0- 1		AWAY		0- 0		0- 0		0- 3							
3- 5		0- 0		0- 0		NEUTRAL		0- 0		0- 0		3- 5							
3- 9		0- 0		0- 1		CONFERENCE		0- 1		0- 0		3- 7							
2- 4		0- 0		0- 0		HOME		0- 0		0- 0		2- 4							
1- 5		0- 0		0- 1		AWAY		0- 1		0- 0		1- 3							
0- 0		0- 0		0- 0		NEUTRAL		0- 0		0- 0		0- 0							
RPI S	Opponent	Score		RPI S	Opponent	Score		RPI S	Opponent	Score		RPI S	Opponent	Score					
				38 A	South Dakota	0	3	93 A	Denver	0	3	157 H	Omaha	0	3				
				45 A	Wright St.	0	3					158 A	Southeast Mo. St.	0	3				
												172 A	North Dakota St.	0	3				
												172 H	North Dakota St.	1	3				
												181 A	Mississippi St.	2	3				
												182 A	Purdue Fort Wayne	0	3				
												182 H	Purdue Fort Wayne	2	3				
												185 N	Middle Tenn.	1	3				
												188 N	Evansville	3	2				
												210 N	Southern Ill.	1	3				
												248 H	Drake	1	3				
												249 A	Tennessee Tech	2	3				
												256 N	Toledo	0	3				
												263 A	North Dakota	1	3				
												263 H	North Dakota	2	3				
												265 N	Indiana St.	0	3				
												275 H	Oral Roberts	3	0				
												290 A	South Dakota St.	3	2				
												290 H	South Dakota St.	3	0				
												302 N	Chattanooga	0	3				
												303 N	Jackson St.	3	0				
												335 N	Mississippi Val.	3	0				
				LAST 10 GAMES															
				172 H	North Dakota St.	1	3	38 A	South Dakota	0	3								
				263 H	North Dakota	2	3	275 H	Oral Roberts	3	0								
				290 H	South Dakota St.	3	0	157 H	Omaha	0	3								
				182 H	Purdue Fort Wayne	2	3	172 A	North Dakota St.	0	3								
				93 A	Denver	0	3	263 A	North Dakota	1	3								

Non-Div. I Games:

Western Ill.

Average RPI Win:		303	WON-LOST RECORD		WINNING PCT. RANK	LAST 10 GAMES	STRENGTH OF SCHEDULE		OPP. STRENGTH OF SCHEDULE	TEAM RPI	ADJ RPI	CONF. RPI	ADJ CONF. RPI
Average RPI Loss:		186											
DIV. I ONLY			5- 19		.20833 310	0-10	244		285	303	.39587 302	25	25
DIV. I NON-CONF.			5- 8		.38462 236	0	309		298	290	.40145 289	26	26
TOTALS		RPI 1-25	RPI 26-50		W-L RECORDS		RPI 51-100		RPI 101-150		RPI 150+		
5- 19	0- 0		0- 0		OVERALL		0- 5		0- 0		5- 14		
3- 5	0- 0		0- 0		HOME		0- 2		0- 0		3- 3		
0- 10	0- 0		0- 0		AWAY		0- 3		0- 0		0- 7		
2- 4	0- 0		0- 0		NEUTRAL		0- 0		0- 0		2- 4		
5- 8	0- 0		0- 0		NON-CONFERENCE		0- 1		0- 0		5- 7		
3- 0	0- 0		0- 0		HOME		0- 0		0- 0		3- 0		
0- 4	0- 0		0- 0		AWAY		0- 1		0- 0		0- 3		
2- 4	0- 0		0- 0		NEUTRAL		0- 0		0- 0		2- 4		
0- 11	0- 0		0- 0		CONFERENCE		0- 4		0- 0		0- 7		
0- 5	0- 0		0- 0		HOME		0- 2		0- 0		0- 3		
0- 6	0- 0		0- 0		AWAY		0- 2		0- 0		0- 4		
0- 0	0- 0		0- 0		NEUTRAL		0- 0		0- 0		0- 0		
RPI S	Opponent	Score	RPI S	Opponent	Score	RPI S	Opponent	Score	RPI S	Opponent	Score		
						71 A	Troy	0 3	163 N	Arkansas St.	0 3		
						73 A	Samford	0 3	166 N	Murray St.	1 3		
						73 H	Samford	2 3	181 A	Mississippi St.	1 3		
						99 A	ETSU	2 3	191 A	Western Caro.	0 3		
						99 H	ETSU	0 3	191 H	Western Caro.	0 3		
									194 N	Charlotte	0 3		
									205 A	Virginia Tech	2 3		
									212 A	Wofford	2 3		
									234 A	Mercer	0 3		
									249 H	Tennessee Tech	3 1		
									261 H	Furman	2 3		
									270 A	Tennessee St.	1 3		
									278 H	UNC Greensboro	1 3		
									283 N	Jacksonville	1 3		
									294 A	The Citadel	2 3		
									301 N	Western Ill.	3 0		
									305 H	North Ala.	3 0		
									324 H	Manhattan	3 2		
									335 N	Mississippi Val.	3 0		
LAST 10 GAMES													
						99 A	ETSU	2 3	261 H	Furman	2 3		
						191 A	Western Caro.	0 3	278 H	UNC Greensboro	1 3		
						73 H	Samford	2 3	234 A	Mercer	0 3		
						294 A	The Citadel	2 3	191 H	Western Caro.	0 3		
						212 A	Wofford	2 3	99 H	ETSU	0 3		

Non-Div. I Games:

Chattanooga

Average RPI Win:	324	WON-LOST RECORD	WINNING PCT. RANK	LAST 10 GAMES	STRENGTH OF SCHEDULE	OPP. STRENGTH OF SCHEDULE	TEAM RPI	ADJ RPI	CONF. RPI	ADJ CONF. RPI
DIV. I ONLY		14- 16	.46667 191	7-3	317	324	300	.39568 303	32	32
DIV. I NON-CONF.		3- 13	.1875 302	0-1	252	294	310	.37853 310	32	32
TOTALS	RPI 1-25	RPI 26-50	W-L RECORDS	RPI 51-100	RPI 101-150	RPI 150+				
14- 16	0- 0	0- 0	OVERALL	0- 0	0- 2	14- 14				
5- 5	0- 0	0- 0	HOME	0- 0	0- 1	5- 4				
3- 4	0- 0	0- 0	AWAY	0- 0	0- 0	3- 4				
6- 7	0- 0	0- 0	NEUTRAL	0- 0	0- 1	6- 6				
3- 13	0- 0	0- 0	NON-CONFERENCE	0- 0	0- 2	3- 11				
0- 3	0- 0	0- 0	HOME	0- 0	0- 1	0- 2				
0- 4	0- 0	0- 0	AWAY	0- 0	0- 0	0- 4				
3- 6	0- 0	0- 0	NEUTRAL	0- 0	0- 1	3- 5				
11- 3	0- 0	0- 0	CONFERENCE	0- 0	0- 0	11- 3				
5- 2	0- 0	0- 0	HOME	0- 0	0- 0	5- 2				
3- 0	0- 0	0- 0	AWAY	0- 0	0- 0	3- 0				
3- 1	0- 0	0- 0	NEUTRAL	0- 0	0- 0	3- 1				
RPI S Opponent Score	RPI S Opponent Score	RPI S Opponent Score	RPI S Opponent Score	RPI S Opponent Score	RPI S Opponent Score	RPI S Opponent Score				
						119 N A&M-Corpus Christi			1	3
						129 H Northwestern St.			0	3
						158 A Southeast Mo. St.			0	3
						165 N UAB			1	3
						173 H Louisiana Tech			0	3
						179 N California Baptist			0	3
						181 A Mississippi St.			0	3
						188 N Evansville			0	3
						197 A Southeastern La.			1	3
						250 H New Orleans			0	3
						251 N North Florida			0	3
						286 A La.-Monroe			0	3
						301 N Western Ill.			0	3
						307 H Alabama A&M			0	3
						310 A Prairie View			3	0
						310 H Prairie View			3	0
						315 N Florida A&M			3	2
						318 H Southern U.			0	3
						318 N Southern U.			1	3
						320 H Alabama St.			3	2
						322 N Delaware St.			3	1
			LAST 10 GAMES			326 H Texas Southern			3	2
			286 A La.-Monroe 0 3			326 N Texas Southern			3	0
			318 H Southern U. 0 3			327 H Ark.-Pine Bluff			3	2
			327 H Ark.-Pine Bluff 3 2			327 N Ark.-Pine Bluff			3	2
			326 H Texas Southern 3 2			329 H Grambling			3	1
			310 H Prairie View 3 0			329 N Grambling			3	1
						334 A Alcorn			3	0

Non-Div. I Games:	West Ala.	3	0
-------------------	-----------	---	---

Jackson St.

Jackson St.

Average RPI Win:	320	WON-LOST RECORD	WINNING PCT. RANK	LAST 10 GAMES		STRENGTH OF SCHEDULE	OPP. STRENGTH OF SCHEDULE	TEAM RPI	ADJ RPI	CONF. RPI	ADJ CONF. RPI	
DIV. I ONLY		11- 15	.42308	214	5-5	325	300	304	.3919	304	31	31
DIV. I NON-CONF.		4- 10	.28571	272	0	283	249	295	.39375	294	31	31
<hr/>												
TOTALS	RPI 1-25		RPI 26-50		W-L RECORDS		RPI 51-100		RPI 101-150		RPI 150+	
11- 15	0- 0		0- 0		OVERALL		0- 1		0- 3		11- 11	
5- 3	0- 0		0- 0		HOME		0- 0		0- 0		5- 3	
4- 7	0- 0		0- 0		AWAY		0- 0		0- 1		4- 6	
2- 5	0- 0		0- 0		NEUTRAL		0- 1		0- 2		2- 2	
4- 10	0- 0		0- 0		NON-CONFERENCE		0- 1		0- 3		4- 6	
1- 0	0- 0		0- 0		HOME		0- 0		0- 0		1- 0	
1- 5	0- 0		0- 0		AWAY		0- 0		0- 1		1- 4	
2- 5	0- 0		0- 0		NEUTRAL		0- 1		0- 2		2- 2	
7- 5	0- 0		0- 0		CONFERENCE		0- 0		0- 0		7- 5	
4- 3	0- 0		0- 0		HOME		0- 0		0- 0		4- 3	
3- 2	0- 0		0- 0		AWAY		0- 0		0- 0		3- 2	
0- 0	0- 0		0- 0		NEUTRAL		0- 0		0- 0		0- 0	
RPI S	Opponent	Score	RPI S	Opponent	Score	RPI S	Opponent	Score	RPI S	Opponent	Score	
						90 N	Marshall	0 3	119 N	A&M-Corpus Christi	1 3	
									126 N	West Virginia	0 3	
									133 A	Morehead St.	0 3	
									164 A	UTEP	0 3	
									186 N	Brown	0 3	
									197 N	Southeastern La.	1 3	
									199 A	Loyola Maryland	1 3	
									206 A	Howard	0 3	
									206 H	Howard	2 3	
									213 A	Delaware	0 3	
									280 H	N.C. A&T	2 3	
									293 A	Providence	1 3	
									296 A	Morgan St.	1 3	
									299 A	UMBC	3 2	
									312 H	UMES	3 1	
									313 A	Bethune-Cookman	3 0	
									314 H	Siena	3 2	
									315 A	Florida A&M	3 1	
									316 H	N.C. Central	2 3	
									322 H	Delaware St.	3 0	
									325 N	Binghamton	3 0	
					LAST 10 GAMES				330 A	Norfolk St.	3 0	
					206 H Howard	2 3	315 A Florida A&M	3 1	330 H	Norfolk St.	3 0	
					330 H Norfolk St.	3 0	206 A Howard	0 3	331 N	Fairleigh Dickinson	3 0	
					296 A Morgan St.	1 3	330 A Norfolk St.	3 0	332 H	South Carolina St.	3 0	
					332 H South Carolina St.	3 0	316 H N.C. Central	2 3				
					313 A Bethune-Cookman	3 0	280 H N.C. A&T	2 3				

Non-Div. I Games:

Coppin St.

Average RPI Win: 318		WON-LOST RECORD		WINNING PCT. RANK		LAST 10 GAMES		STRENGTH OF SCHEDULE		OPP. STRENGTH OF SCHEDULE		TEAM RPI		ADJ RPI		CONF. RPI		ADJ CONF. RPI	
DIV. I ONLY		3- 23		.11538 321		0-10		195		268		305		.38829 305		24		24	
DIV. I NON-CONF.		2- 11		.15385 309		0		218		268		304		.38494 303		24		24	
TOTALS		RPI 1-25		RPI 26-50		W-L RECORDS		RPI 51-100		RPI 101-150		RPI 150+							
3- 23		0- 0		0- 0		OVERALL		0- 4		0- 4		3- 15							
0- 6		0- 0		0- 0		HOME		0- 1		0- 2		0- 3							
2- 10		0- 0		0- 0		AWAY		0- 2		0- 2		2- 6							
1- 7		0- 0		0- 0		NEUTRAL		0- 1		0- 0		1- 6							
2- 11		0- 0		0- 0		NON-CONFERENCE		0- 2		0- 0		2- 9							
0- 1		0- 0		0- 0		HOME		0- 0		0- 0		0- 1							
1- 3		0- 0		0- 0		AWAY		0- 1		0- 0		1- 2							
1- 7		0- 0		0- 0		NEUTRAL		0- 1		0- 0		1- 6							
1- 12		0- 0		0- 0		CONFERENCE		0- 2		0- 4		1- 6							
0- 5		0- 0		0- 0		HOME		0- 1		0- 2		0- 2							
1- 7		0- 0		0- 0		AWAY		0- 1		0- 2		1- 4							
0- 0		0- 0		0- 0		NEUTRAL		0- 0		0- 0		0- 0							
RPI	S	Opponent		Score	RPI	S	Opponent		Score	RPI	S	Opponent		Score					
							52 N	Milwaukee	0 3			105 A	Kennesaw St.	1 3					
							55 A	FGCU	0 3			105 H	Kennesaw St.	0 3					
							55 H	FGCU	0 3			128 A	Liberty	2 3					
							73 A	Samford	0 3			128 H	Liberty	2 3					
												158 N	Southeast Mo. St.	0 3					
												160 N	Jacksonville St.	0 3					
												163 N	Arkansas St.	0 3					
												165 N	UAB	1 3					
												168 A	Lipscomb	0 3					
												168 H	Lipscomb	0 3					
												178 A	Memphis	0 3					
												219 A	Stetson	0 3					
												249 N	Tennessee Tech	0 3					
												251 A	North Florida	1 3					
												256 N	Toledo	0 3					
												270 H	Tennessee St.	0 3					
												283 A	Jacksonville	0 3					
												283 H	Jacksonville	0 3					
												302 A	Chattanooga	0 3					
												311 A	Belmont	3 1					
												319 A	NJIT	3 1					
												324 N	Manhattan	3 0					
LAST 10 GAMES																			
							128 A	Liberty	2 3			219 A	Stetson	0 3					
							283 A	Jacksonville	0 3			251 A	North Florida	1 3					
							55 H	FGCU	0 3			105 A	Kennesaw St.	1 3					
							105 H	Kennesaw St.	0 3			168 H	Lipscomb	0 3					
							168 A	Lipscomb	0 3			283 H	Jacksonville	0 3					

Non-Div. I Games:

North Ala.

Average RPI Win: 203		WON-LOST	WINNING	LAST 10	STRENGTH OF		OPP. STRENGTH	TEAM	ADJ	CONF.	ADJ CONF.
Average RPI Loss: 193		RECORD	PCT. RANK	GAMES	SCHEDULE		OF SCHEDULE	RPI	RPI	RPI	RPI
DIV. I ONLY		2- 22	.08333	325	1-9		161	273	307	.38518	306
DIV. I NON-CONF.		1- 11	.08333	316	0		84	264	278	.41688	277
TOTALS		RPI 1-25	RPI 26-50		W-L RECORDS		RPI 51-100		RPI 101-150		RPI 150+
2- 22	0- 0	0- 0		OVERALL		0- 1		0- 3		2- 18	
1- 6	0- 0	0- 0		HOME		0- 0		0- 0		1- 6	
0- 13	0- 0	0- 0		AWAY		0- 0		0- 2		0- 11	
1- 3	0- 0	0- 0		NEUTRAL		0- 1		0- 1		1- 1	
1- 11	0- 0	0- 0		NON-CONFERENCE		0- 1		0- 2		1- 8	
0- 3	0- 0	0- 0		HOME		0- 0		0- 0		0- 3	
0- 5	0- 0	0- 0		AWAY		0- 0		0- 1		0- 4	
1- 3	0- 0	0- 0		NEUTRAL		0- 1		0- 1		1- 1	
1- 11	0- 0	0- 0		CONFERENCE		0- 0		0- 1		1- 10	
1- 3	0- 0	0- 0		HOME		0- 0		0- 0		1- 3	
0- 8	0- 0	0- 0		AWAY		0- 0		0- 1		0- 7	
0- 0	0- 0	0- 0		NEUTRAL		0- 0		0- 0		0- 0	
RPI S	Opponent	Score	RPI S	Opponent	Score	RPI S	Opponent	Score	RPI S	Opponent	Score
						83 N	UIC	0 3	107 A	Central Mich.	0 3
									107 N	Central Mich.	2 3
									133 A	Morehead St.	0 3
									156 N	Robert Morris	3 2
									158 A	Southeast Mo. St.	0 3
									160 H	Jacksonville St.	0 3
									166 A	Murray St.	0 3
									166 H	Murray St.	0 3
									172 N	North Dakota St.	2 3
									178 H	Memphis	0 3
									182 A	Purdue Fort Wayne	1 3
									185 A	Middle Tenn.	1 3
									188 A	Evansville	2 3
									196 A	Youngstown St.	1 3
									220 A	Austin Peay	1 3
									220 H	Austin Peay	0 3
									242 A	SIUE	0 3
									248 H	Drake	1 3
									249 H	Tennessee Tech	3 2
									254 A	UT Martin	0 3
									284 A	Eastern Ky.	0 3
									290 H	South Dakota St.	1 3
									311 A	Belmont	0 3
LAST 10 GAMES											
			166 A	Murray St.	0 3		249 H	Tennessee Tech	3 2		
			220 A	Austin Peay	1 3		254 A	UT Martin	0 3		
			284 A	Eastern Ky.	0 3		158 A	Southeast Mo. St.	0 3		
			133 A	Morehead St.	0 3		311 A	Belmont	0 3		
			160 H	Jacksonville St.	0 3		242 A	SIUE	0 3		

Non-Div. I Games:

Eastern Ill.

[illegible]

Non-Div. I Games:

Alabama A&M

RPI	S	Opponent	Score	
335	A	Mississippi Val.	3	0
335	H	Mississippi Val.	3	0

Alabama A&M

A
l
a
b
a
m
a
A
&
M

A
l
a
b
a
m
a
A
&
M

Average RPI Win:	316	WON-LOST RECORD	WINNING PCT. RANK	LAST 10 GAMES	STRENGTH OF SCHEDULE	OPP. STRENGTH OF SCHEDULE	TEAM RPI	ADJ RPI	CONF. RPI	ADJ CONF. RPI											
Average RPI Loss:	247																				
DIV. I ONLY		12- 16	.42857 213	5-5	331	311	309	.37502 308	30	30											
DIV. I NON-CONF.		7- 8	.46667 187	1-0	331	316	302	.38111 306	30	30											
TOTALS	RPI 1-25	RPI 26-50		W-L RECORDS		RPI 51-100		RPI 101-150		RPI 150+											
12- 16	0- 0	0- 0		OVERALL		0- 0		0- 0		12- 16											
7- 4	0- 0	0- 0		HOME		0- 0		0- 0		7- 4											
3- 8	0- 0	0- 0		AWAY		0- 0		0- 0		3- 8											
2- 4	0- 0	0- 0		NEUTRAL		0- 0		0- 0		2- 4											
7- 8	0- 0	0- 0		NON-CONFERENCE		0- 0		0- 0		7- 8											
4- 0	0- 0	0- 0		HOME		0- 0		0- 0		4- 0											
1- 4	0- 0	0- 0		AWAY		0- 0		0- 0		1- 4											
2- 4	0- 0	0- 0		NEUTRAL		0- 0		0- 0		2- 4											
5- 8	0- 0	0- 0		CONFERENCE		0- 0		0- 0		5- 8											
3- 4	0- 0	0- 0		HOME		0- 0		0- 0		3- 4											
2- 4	0- 0	0- 0		AWAY		0- 0		0- 0		2- 4											
0- 0	0- 0	0- 0		NEUTRAL		0- 0		0- 0		0- 0											
RPI S	Opponent	Score	RPI S	Opponent	Score	RPI S	Opponent	Score	RPI S	Opponent	Score										
									156 H	Robert Morris	0	3									
									204 A	Penn	0	3									
									215 A	Stony Brook	1	3									
									216 N	Duquesne	1	3									
									222 A	Sacred Heart	0	3									
									222 H	Sacred Heart	2	3									
									236 A	Bucknell	1	3									
									240 A	Bryant	0	3									
									240 H	Bryant	2	3									
									246 A	Hartford	1	3									
									264 N	Lafayette	2	3									
									269 N	Chicago St.	3	1									
									279 A	LIU Brooklyn	1	3									
									279 H	LIU Brooklyn	3	1									
									289 A	Central Conn. St.	0	3									
									289 H	Central Conn. St.	1	3									
									312 H	UMES	3	1									
									312 N	UMES	3	2									
									314 N	Siena	0	3									
									317 N	Hampton	2	3									
									319 H	NJIT	3	1									
																		323 H	Saint Francis (PA)	3	0
																		324 H	Manhattan	3	1
																		328 A	Saint Peter's	3	1
																		328 H	Saint Peter's	3	2
331 A	Fairleigh Dickinson	3	0																		
									331 H	Fairleigh Dickinson	3	0									

Non-Div. I Games:

St. Francis Brooklyn

RPI	S	Opponent	Score	
333	A	Merrimack	3	0

St. Francis Brooklyn

S
t
.
F
r
a
n
c
i
s
B
r
o
o
k
l
y
n

S
t
.
F
r
a
n
c
i
s
B
r
o
o
k
l
y
n

Average RPI Win: 317		WON-LOST RECORD		WINNING PCT. RANK		LAST 10 GAMES		STRENGTH OF SCHEDULE		OPP. STRENGTH OF SCHEDULE		TEAM RPI		ADJ RPI		CONF. RPI		ADJ CONF. RPI	
Average RPI Loss: 223																			
DIV. I ONLY		3- 19		.13636 318		1-9		226		308		313		.37487 309		27		27	
DIV. I NON-CONF.		2- 9		.18182 305		0		210		327		305		.38219 305		28		28	
TOTALS		RPI 1-25		RPI 26-50		W-L RECORDS		RPI 51-100		RPI 101-150		RPI 150+							
3- 19		0- 0		0- 0		OVERALL		0- 2		0- 1		3- 16							
1- 6		0- 0		0- 0		HOME		0- 2		0- 1		1- 3							
1- 8		0- 0		0- 0		AWAY		0- 0		0- 0		1- 8							
1- 5		0- 0		0- 0		NEUTRAL		0- 0		0- 0		1- 5							
2- 9		0- 0		0- 0		NON-CONFERENCE		0- 0		0- 1		2- 8							
1- 1		0- 0		0- 0		HOME		0- 0		0- 1		1- 0							
0- 3		0- 0		0- 0		AWAY		0- 0		0- 0		0- 3							
1- 5		0- 0		0- 0		NEUTRAL		0- 0		0- 0		1- 5							
1- 10		0- 0		0- 0		CONFERENCE		0- 2		0- 0		1- 8							
0- 5		0- 0		0- 0		HOME		0- 2		0- 0		0- 3							
1- 5		0- 0		0- 0		AWAY		0- 0		0- 0		1- 5							
0- 0		0- 0		0- 0		NEUTRAL		0- 0		0- 0		0- 0							
RPI S	Opponent	Score		RPI S	Opponent	Score		RPI S	Opponent	Score		RPI S	Opponent	Score					
								86 H	Winthrop	0	3	138 H	East Carolina	1	3				
								98 H	High Point	0	3	178 A	Memphis	0	3				
												194 A	Charlotte	0	3				
												203 N	Kent St.	0	3				
												212 A	Wofford	1	3				
												228 A	Presbyterian	0	3				
												228 H	Presbyterian	0	3				
												238 A	Campbell	1	3				
												241 H	Radford	0	3				
												254 N	UT Martin	1	3				
												255 A	Charleston So.	0	3				
												255 H	Charleston So.	0	3				
												273 A	UNC Asheville	0	3				
												280 N	N.C. A&T	1	3				
												284 N	Eastern Ky.	1	3				
												292 A	USC Upstate	0	3				
												307 H	Alabama A&M	3	1				
												307 N	Alabama A&M	0	3				
												317 A	Hampton	3	1				
												327 N	Ark.-Pine Bluff	3	0				
				LAST 10 GAMES															
				317 A	Hampton	3	1	241 H	Radford	0	3								
				238 A	Campbell	1	3	86 H	Winthrop	0	3								
				228 A	Presbyterian	0	3	273 A	UNC Asheville	0	3								
				255 A	Charleston So.	0	3	292 A	USC Upstate	0	3								
				98 H	High Point	0	3	228 H	Presbyterian	0	3								

Non-Div. I Games:

Gardner-Webb

Average RPI Win:	325	WON-LOST	WINNING	LAST 10	STRENGTH OF	OPP. STRENGTH	TEAM	ADJ	CONF.	ADJ CONF.				
Average RPI Loss:	218	RECORD	PCT. RANK	GAMES	SCHEDULE	OF SCHEDULE	RPI	RPI	RPI	RPI				
DIV. I ONLY		12- 19	.3871	237	7-3	326	313	310	.3746	310	32	32		
DIV. I NON-CONF.		0- 16	0	322	0	267	192	327	.33272	326	32	32		
<hr/>														
TOTALS	RPI 1-25	RPI 26-50		W-L RECORDS		RPI 51-100		RPI 101-150		RPI 150+				
12- 19	0- 0	0- 1		OVERALL		0- 0		0- 5		12- 13				
7- 2	0- 0	0- 0		HOME		0- 0		0- 1		7- 1				
2- 9	0- 0	0- 0		AWAY		0- 0		0- 3		2- 6				
3- 8	0- 0	0- 1		NEUTRAL		0- 0		0- 1		3- 6				
<hr/>														
0- 16	0- 0	0- 1		NON-CONFERENCE		0- 0		0- 5		0- 10				
0- 1	0- 0	0- 0		HOME		0- 0		0- 1		0- 0				
0- 8	0- 0	0- 0		AWAY		0- 0		0- 3		0- 5				
0- 7	0- 0	0- 1		NEUTRAL		0- 0		0- 1		0- 5				
<hr/>														
12- 3	0- 0	0- 0		CONFERENCE		0- 0		0- 0		12- 3				
7- 1	0- 0	0- 0		HOME		0- 0		0- 0		7- 1				
2- 1	0- 0	0- 0		AWAY		0- 0		0- 0		2- 1				
3- 1	0- 0	0- 0		NEUTRAL		0- 0		0- 0		3- 1				
<hr/>														
RPI S	Opponent	Score	RPI S	Opponent	Score	RPI S	Opponent	Score	RPI S	Opponent	Score			
			35 N	SFA	0 3				122 N	North Texas	0 3			
			129 A	Northwestern St.	1 3									
			140 A	UT Arlington	0 3									
			141 H	Houston Baptist	0 3									
			144 A	Sam Houston St.	2 3									
			170 N	Cal St. Fullerton	2 3									
			173 N	Louisiana Tech	1 3									
			253 A	Lamar University	0 3									
			260 A	McNeese	0 3									
			266 A	Abilene Christian	2 3									
			266 N	Abilene Christian	1 3									
			269 A	Chicago St.	0 3									
			275 N	Oral Roberts	0 3									
			286 N	La.-Monroe	2 3									
			290 A	South Dakota St.	0 3									
			303 A	Jackson St.	0 3									
			303 H	Jackson St.	0 3									
			307 H	Alabama A&M	3 2									
			307 N	Alabama A&M	3 1									
			318 A	Southern U.	3 0									
			320 H	Alabama St.	3 2									
			LAST 10 GAMES						320 N	Alabama St.	1 3	320 N	Alabama St.	1 3
			329 H	Grambling	3 0				320 N	Alabama St.	1 3	326 H	Texas Southern	3 0
			307 N	Alabama A&M	3 1				327 H	Ark.-Pine Bluff	3 0	327 H	Ark.-Pine Bluff	3 0
			335 N	Mississippi Val.	3 0				326 H	Texas Southern	3 0	329 A	Grambling	3 0
334 N	Alcorn	3 0	318 A	Southern U.	3 0	329 H	Grambling	3 0						
303 A	Jackson St.	0 3	329 A	Grambling	3 0	334 H	Alcorn	3 0						

Prairie View

RPI	S	Opponent	Score	
334	N	Alcorn	3	0
335	H	Mississippi Val.	3	0
335	N	Mississippi Val.	3	0

Prairie View

P
r
a
i
r
i
e
V
i
e
w

P
r
a
i
r
i
e
V
i
e
w

Average RPI Win: 307		WON-LOST RECORD	WINNING PCT. RANK	LAST 10 GAMES	STRENGTH OF SCHEDULE	OPP. STRENGTH OF SCHEDULE	TEAM RPI	ADJ RPI	CONF. RPI	ADJ CONF. RPI	
Average RPI Loss: 189											
DIV. I ONLY		2- 25	.07407 329	1-9	210	270	316	.37432 311	26	26	
DIV. I NON-CONF.		1- 14	.06667 319	0	157	236	303	.38501 302	25	25	
<hr/>											
TOTALS		RPI 1-25	RPI 26-50		W-L RECORDS		RPI 51-100		RPI 101-150		RPI 150+
2- 25		0- 0	0- 1		OVERALL		0- 2		0- 3		2- 19
2- 11		0- 0	0- 1		HOME		0- 1		0- 1		2- 8
0- 9		0- 0	0- 0		AWAY		0- 0		0- 1		0- 8
0- 5		0- 0	0- 0		NEUTRAL		0- 1		0- 1		0- 3
1- 14		0- 0	0- 1		NON-CONFERENCE		0- 2		0- 1		1- 10
1- 5		0- 0	0- 1		HOME		0- 1		0- 0		1- 3
0- 4		0- 0	0- 0		AWAY		0- 0		0- 0		0- 4
0- 5		0- 0	0- 0		NEUTRAL		0- 1		0- 1		0- 3
1- 11		0- 0	0- 0		CONFERENCE		0- 0		0- 2		1- 9
1- 6		0- 0	0- 0		HOME		0- 0		0- 1		1- 5
0- 5		0- 0	0- 0		AWAY		0- 0		0- 1		0- 4
0- 0		0- 0	0- 0		NEUTRAL		0- 0		0- 0		0- 0
RPI S	Opponent	Score	RPI S	Opponent	Score	RPI S	Opponent	Score	RPI S	Opponent	Score
			27 H	Western Ky.	0 3	52 H	Milwaukee	0 3	124 N	Oakland	2 3
						97 N	LMU (CA)	0 3	133 A	Morehead St.	1 3
									133 H	Morehead St.	0 3
									153 A	Bradley	0 3
									155 N	Pacific	1 3
									158 H	Southeast Mo. St.	1 3
									160 H	Jacksonville St.	0 3
									162 A	Butler	0 3
									163 H	Arkansas St.	0 3
									166 A	Murray St.	0 3
									168 H	Lipscomb	1 3
									218 N	DePaul	1 3
									220 A	Austin Peay	0 3
									249 H	Tennessee Tech	0 3
									251 A	North Florida	0 3
									254 H	UT Martin	0 3
									255 N	Charleston So.	1 3
									270 A	Tennessee St.	2 3
									283 A	Jacksonville	2 3
									284 A	Eastern Ky.	0 3
									284 H	Eastern Ky.	0 3
									305 H	North Ala.	1 3
									306 H	Eastern Ill.	3 0
									307 H	Alabama A&M	3 0
			LAST 10 GAMES								
			133 H	Morehead St.	0 3	166 A	Murray St.	0 3			
			284 H	Eastern Ky.	0 3	160 H	Jacksonville St.	0 3			
			158 H	Southeast Mo. St.	1 3	249 H	Tennessee Tech	0 3			
			254 H	UT Martin	0 3	306 H	Eastern Ill.	3 0			
			220 A	Austin Peay	0 3	270 A	Tennessee St.	2 3			

Non-Div. I Games:

Belmont

U
M
E
S

UMES

Average RPI Win: 319		WON-LOST	WINNING	LAST 10	STRENGTH OF		OPP. STRENGTH	TEAM	ADJ	CONF.	ADJ CONF.
Average RPI Loss: 213		RECORD	PCT. RANK	GAMES	SCHEDULE		OF SCHEDULE	RPI	RPI	RPI	RPI
DIV. I ONLY		7- 19	.26923	290	2-8		301	304	312	.3706	313
DIV. I NON-CONF.		3- 12	.2	298	0-2		170	259	281	.41275	280
TOTALS		RPI 1-25	RPI 26-50		W-L RECORDS		RPI 51-100		RPI 101-150		RPI 150+
7- 19	0-0	0-0		OVERALL		0-2		0-4		7- 13	
3- 7	0-0	0-0		HOME		0-0		0-0		3- 7	
3- 7	0-0	0-0		AWAY		0-2		0-2		3- 3	
1- 5	0-0	0-0		NEUTRAL		0-0		0-2		1- 3	
3- 12	0-0	0-0		NON-CONFERENCE		0-2		0-4		3- 6	
0- 2	0-0	0-0		HOME		0-0		0-0		0- 2	
2- 5	0-0	0-0		AWAY		0-2		0-2		2- 1	
1- 5	0-0	0-0		NEUTRAL		0-0		0-2		1- 3	
4- 7	0-0	0-0		CONFERENCE		0-0		0-0		4- 7	
3- 5	0-0	0-0		HOME		0-0		0-0		3- 5	
1- 2	0-0	0-0		AWAY		0-0		0-0		1- 2	
0- 0	0-0	0-0		NEUTRAL		0-0		0-0		0- 0	
RPI S	Opponent	Score	RPI S	Opponent	Score	RPI S	Opponent	Score	RPI S	Opponent	Score
						55 A	FGCU	0 3	102 N	Boston College	0 3
						89 A	Fla. Atlantic	0 3	130 N	UTRGV	1 3
									132 A	South Alabama	0 3
									141 A	Houston Baptist	0 3
									173 N	Louisiana Tech	1 3
									206 H	Howard	1 3
									217 N	Southern Utah	0 3
									219 A	Stetson	0 3
									224 H	South Fla.	0 3
									241 N	Radford	0 3
									268 N	Nicholls St.	3 2
									280 H	N.C. A&T	1 3
									283 H	Jacksonville	0 3
									296 H	Morgan St.	2 3
									304 H	Coppin St.	0 3
									312 A	UMES	1 3
									315 H	Florida A&M	2 3
									316 H	N.C. Central	3 1
									322 A	Delaware St.	0 3
									326 A	Texas Southern	3 1
									326 A	Texas Southern	3 2
									330 H	Norfolk St.	3 0
									332 A	South Carolina St.	3 1
									332 H	South Carolina St.	3 0
LAST 10 GAMES											
						332 H	South Carolina St.	3 0	296 H	Morgan St.	2 3
						312 A	UMES	1 3	316 H	N.C. Central	3 1
						322 A	Delaware St.	0 3	280 H	N.C. A&T	1 3
						55 A	FGCU	0 3	315 H	Florida A&M	2 3
						304 H	Coppin St.	0 3	219 A	Stetson	0 3

Non-Div. I Games:

Bethune-Cookman

Average RPI Win: 313		WON-LOST RECORD	WINNING PCT. RANK		LAST 10 GAMES	STRENGTH OF SCHEDULE		OPP. STRENGTH OF SCHEDULE		TEAM RPI	ADJ RPI		CONF. RPI	ADJ CONF. RPI	
Average RPI Loss: 257															
DIV. I ONLY		9- 15	.375	242	2-8	318		323		311	.3665	314	29	29	
DIV. I NON-CONF.		5- 6	.45455	199	0-1	330		330		312	.37007	312	29	29	
TOTALS		RPI 1-25		RPI 26-50		W-L RECORDS		RPI 51-100		RPI 101-150		RPI 150+			
9- 15		0- 0		0- 0		OVERALL		0- 0		0- 2		9- 13			
4- 5		0- 0		0- 0		HOME		0- 0		0- 1		4- 4			
2- 9		0- 0		0- 0		AWAY		0- 0		0- 1		2- 8			
3- 1		0- 0		0- 0		NEUTRAL		0- 0		0- 0		3- 1			
5- 6		0- 0		0- 0		NON-CONFERENCE		0- 0		0- 0		5- 6			
1- 1		0- 0		0- 0		HOME		0- 0		0- 0		1- 1			
1- 4		0- 0		0- 0		AWAY		0- 0		0- 0		1- 4			
3- 1		0- 0		0- 0		NEUTRAL		0- 0		0- 0		3- 1			
4- 9		0- 0		0- 0		CONFERENCE		0- 0		0- 2		4- 7			
3- 4		0- 0		0- 0		HOME		0- 0		0- 1		3- 3			
1- 5		0- 0		0- 0		AWAY		0- 0		0- 1		1- 4			
0- 0		0- 0		0- 0		NEUTRAL		0- 0		0- 0		0- 0			
RPI	S	Opponent	Score	RPI	S	Opponent	Score	RPI	S	Opponent	Score	RPI	S	Opponent	Score
												146	A	Fairfield	1 3
												146	H	Fairfield	1 3
												192	H	Albany (NY)	0 3
												230	A	Marist	0 3
												230	H	Marist	0 3
												236	A	Bucknell	0 3
												264	A	Lafayette	0 3
												271	A	Rider	1 3
												271	H	Rider	1 3
												276	H	Canisius	3 2
												287	H	Quinnipiac	3 2
												296	A	Morgan St.	0 3
												297	H	Niagara	0 3
												304	A	Coppin St.	2 3
												308	N	St. Francis Brooklyn	3 0
												317	N	Hampton	3 2
												319	H	NJIT	3 1
												321	A	Iona	1 3
												322	N	Delaware St.	2 3
												324	A	Manhattan	0 3
												325	A	Binghamton	3 0
												328	A	Saint Peter's	3 1
												328	H	Saint Peter's	3 1
												333	N	Merrimack	3 1
LAST 10 GAMES															

Non-Div. I Games:

Siena

Average RPI Win: 322		WON-LOST	WINNING	LAST 10	STRENGTH OF		OPP. STRENGTH	TEAM	ADJ	CONF.	ADJ CONF.
Average RPI Loss: 243		RECORD	PCT. RANK	GAMES	SCHEDULE		OF SCHEDULE	RPI	RPI	RPI	RPI
DIV. I ONLY		9- 18	.33333	269	5-5		315	318	314	.36562	315
DIV. I NON-CONF.		3- 13	.1875	302	1-1		247	321	315	.36814	314
TOTALS		RPI 1-25	RPI 26-50		W-L RECORDS		RPI 51-100		RPI 101-150		RPI 150+
9- 18	0-0	0-0		OVERALL		0-2		0-0		9-16	
4- 6	0-0	0-0		HOME		0-0		0-0		4-6	
3- 6	0-0	0-0		AWAY		0-1		0-0		3-5	
2- 6	0-0	0-0		NEUTRAL		0-1		0-0		2-5	
3- 13	0-0	0-0		NON-CONFERENCE		0-2		0-0		3-11	
1- 2	0-0	0-0		HOME		0-0		0-0		1-2	
0- 5	0-0	0-0		AWAY		0-1		0-0		0-4	
2- 6	0-0	0-0		NEUTRAL		0-1		0-0		2-5	
6- 5	0-0	0-0		CONFERENCE		0-0		0-0		6-5	
3- 4	0-0	0-0		HOME		0-0		0-0		3-4	
3- 1	0-0	0-0		AWAY		0-0		0-0		3-1	
0- 0	0-0	0-0		NEUTRAL		0-0		0-0		0-0	
RPI S	Opponent	Score	RPI S	Opponent	Score	RPI S	Opponent	Score	RPI S	Opponent	Score
						71 A	Troy	0 3	177 A	Louisiana	1 3
						78 N	St. John's (NY)	0 3	206 H	Howard	1 3
									215 H	Stony Brook	1 3
									221 N	Eastern Mich.	1 3
									228 A	Presbyterian	0 3
									234 H	Mercer	0 3
									251 A	North Florida	2 3
									260 N	McNeese	1 3
									280 H	N.C. A&T	1 3
									294 N	The Citadel	2 3
									296 H	Morgan St.	1 3
									303 N	Jackson St.	2 3
									304 H	Coppin St.	1 3
									307 N	Alabama A&M	1 3
									312 A	UMES	3 2
									313 A	Bethune-Cookman	3 2
									316 H	N.C. Central	3 0
									318 N	Southern U.	3 1
									320 A	Alabama St.	1 3
									320 H	Alabama St.	3 0
									322 A	Delaware St.	0 3
									326 N	Texas Southern	3 0
									330 H	Norfolk St.	3 2
									332 A	South Carolina St.	3 1
									332 H	South Carolina St.	3 1
LAST 10 GAMES											
			332 H	South Carolina St.	3 1		304 H	Coppin St.	1 3		
			320 H	Alabama St.	3 0		251 A	North Florida	2 3		
			322 A	Delaware St.	0 3		280 H	N.C. A&T	1 3		
			312 A	UMES	3 2		316 H	N.C. Central	3 0		
			296 H	Morgan St.	1 3		313 A	Bethune-Cookman	3 2		

Non-Div. I Games:

Florida A&M

Average RPI Win:	316	WON-LOST	WINNING	LAST 10		STRENGTH OF	OPP. STRENGTH	TEAM	ADJ	CONF.	ADJ CONF.									
Average RPI Loss:	235	RECORD	PCT. RANK	GAMES		SCHEDULE	OF SCHEDULE	RPI	RPI	RPI	RPI									
DIV. I ONLY		6- 22	.21429 309	3-7		294	309	319	.3635 316	31	31									
DIV. I NON-CONF.		1- 16	.05882 321	0-4		204	303	317	.36118 317	31	31									
<hr/>																				
TOTALS	RPI 1-25		RPI 26-50		W-L RECORDS		RPI 51-100		RPI 101-150		RPI 150+									
6- 22	0- 0		0- 0		OVERALL		0- 0		0- 2		6- 20									
4- 6	0- 0		0- 0		HOME		0- 0		0- 1		4- 5									
2- 13	0- 0		0- 0		AWAY		0- 0		0- 1		2- 12									
0- 3	0- 0		0- 0		NEUTRAL		0- 0		0- 0		0- 3									
<hr/>																				
1- 16	0- 0		0- 0		NON-CONFERENCE		0- 0		0- 2		1- 14									
1- 5	0- 0		0- 0		HOME		0- 0		0- 1		1- 4									
0- 8	0- 0		0- 0		AWAY		0- 0		0- 1		0- 7									
0- 3	0- 0		0- 0		NEUTRAL		0- 0		0- 0		0- 3									
<hr/>																				
5- 6	0- 0		0- 0		CONFERENCE		0- 0		0- 0		5- 6									
3- 1	0- 0		0- 0		HOME		0- 0		0- 0		3- 1									
2- 5	0- 0		0- 0		AWAY		0- 0		0- 0		2- 5									
0- 0	0- 0		0- 0		NEUTRAL		0- 0		0- 0		0- 0									
<hr/>																				
RPI S	Opponent	Score	RPI S	Opponent	Score	RPI S	Opponent	Score	RPI S	Opponent	Score									
									138 A	East Carolina	1 3									
									138 H	East Carolina	1 3									
									171 N	UNCW	0 3									
									194 A	Charlotte	0 3									
									202 A	Wake Forest	0 3									
									206 A	Howard	2 3									
									208 A	Davidson	0 3									
									212 H	Wofford	0 3									
									227 A	Elon	0 3									
									227 H	Elon	1 3									
									228 N	Presbyterian	1 3									
									228 N	Presbyterian	1 3									
									238 A	Campbell	0 3									
									238 H	Campbell	0 3									
									263 H	North Dakota	1 3									
									278 A	UNC Greensboro	1 3									
									280 A	N.C. A&T	2 3									
									280 H	N.C. A&T	1 3									
									294 A	The Citadel	1 3									
									294 H	The Citadel	3 1									
									296 A	Morgan St.	1 3									
									304 A	Coppin St.	3 2									
									312 H	UMES	3 1									
									322 H	Delaware St.	3 2									
									313 A	Bethune-Cookman	1 3									
									315 A	Florida A&M	0 3									
									322 H	Delaware St.	3 2									
									330 A	Norfolk St.	3 1									
									LAST 10 GAMES											
280 H	N.C. A&T	1 3	312 H	UMES	3 1	312 H	UMES	3 1												
138 H	East Carolina	1 3	322 H	Delaware St.	3 2	313 A	Bethune-Cookman	1 3												
330 A	Norfolk St.	3 1	227 H	Elon	1 3	315 A	Florida A&M	0 3												
206 A	Howard	2 3	294 A	The Citadel	1 3	322 H	Delaware St.	3 2												
194 A	Charlotte	0 3	313 A	Bethune-Cookman	1 3	330 A	Norfolk St.	3 1												

Non-Div. I Games:

N.C. Central

N.C. Central

Average RPI Win: 314		WON-LOST RECORD		WINNING PCT. RANK		LAST 10 GAMES		STRENGTH OF SCHEDULE		OPP. STRENGTH OF SCHEDULE		TEAM RPI		ADJ RPI		CONF. RPI		ADJ CONF. RPI	
DIV. I ONLY		6- 15		.28571 286		1-9		307		322		315		.36298 317		27		27	
DIV. I NON-CONF.		5- 6		.45455 199		0		324		335		311		.36977 313		28		28	
TOTALS		RPI 1-25		RPI 26-50		W-L RECORDS		RPI 51-100		RPI 101-150		RPI 150+							
6- 15		0- 0		0- 0		OVERALL		0- 2		0- 0		6- 13							
2- 4		0- 0		0- 0		HOME		0- 1		0- 0		2- 3							
2- 6		0- 0		0- 0		AWAY		0- 1		0- 0		2- 5							
2- 5		0- 0		0- 0		NEUTRAL		0- 0		0- 0		2- 5							
5- 6		0- 0		0- 0		NON-CONFERENCE		0- 0		0- 0		5- 6							
1- 0		0- 0		0- 0		HOME		0- 0		0- 0		1- 0							
2- 1		0- 0		0- 0		AWAY		0- 0		0- 0		2- 1							
2- 5		0- 0		0- 0		NEUTRAL		0- 0		0- 0		2- 5							
1- 9		0- 0		0- 0		CONFERENCE		0- 2		0- 0		1- 7							
1- 4		0- 0		0- 0		HOME		0- 1		0- 0		1- 3							
0- 5		0- 0		0- 0		AWAY		0- 1		0- 0		0- 4							
0- 0		0- 0		0- 0		NEUTRAL		0- 0		0- 0		0- 0							
RPI S	Opponent	Score		RPI S	Opponent	Score		RPI S	Opponent	Score		RPI S	Opponent	Score					
								86 H	Winthrop	1	3	156 N	Robert Morris	0	3				
								98 A	High Point	1	3	228 A	Presbyterian	0	3				
												236 A	Bucknell	0	3				
												238 A	Campbell	0	3				
												238 H	Campbell	1	3				
												241 A	Radford	0	3				
												255 A	Charleston So.	1	3				
												271 N	Rider	1	3				
												273 H	UNC Asheville	3	2				
												292 H	USC Upstate	0	3				
												308 N	St. Francis Brooklyn	3	2				
												309 H	Gardner-Webb	1	3				
												312 A	UMES	3	2				
												314 N	Siena	2	3				
												322 N	Delaware St.	1	3				
												328 N	Saint Peter's	2	3				
												330 A	Norfolk St.	3	0				
												330 H	Norfolk St.	3	0				
												331 N	Fairleigh Dickinson	3	0				
LAST 10 GAMES																			
								309 H	Gardner-Webb	1	3	292 H	USC Upstate	0	3				
								86 H	Winthrop	1	3	273 H	UNC Asheville	3	2				
								238 A	Campbell	0	3	241 A	Radford	0	3				
								255 A	Charleston So.	1	3	98 A	High Point	1	3				
								228 A	Presbyterian	0	3	238 H	Campbell	1	3				

Non-Div. I Games:

Hampton

[illegible]

Non-Div. I Games:

Southern U.

Average RPI Win: 331		WON-LOST RECORD	WINNING PCT. RANK		LAST 10 GAMES		STRENGTH OF SCHEDULE		OPP. STRENGTH OF SCHEDULE		TEAM RPI		ADJ RPI		CONF. RPI		ADJ CONF. RPI		
Average RPI Loss: 203																			
DIV. I ONLY			1- 27	.03571 332	0-10		183		296		320		.35779 319		24		24		
DIV. I NON-CONF.			1- 15	.0625 320	0-1		149		322		314		.36715 315		24		24		
TOTALS		RPI 1-25		RPI 26-50		W-L RECORDS		RPI 51-100		RPI 101-150		RPI 150+							
1- 27		0- 0		0- 1		OVERALL		0- 2		0- 6		1- 18							
0- 7		0- 0		0- 0		HOME		0- 1		0- 2		0- 4							
1- 13		0- 0		0- 1		AWAY		0- 1		0- 3		1- 8							
0- 7		0- 0		0- 0		NEUTRAL		0- 0		0- 1		0- 6							
1- 15		0- 0		0- 1		NON-CONFERENCE		0- 1		0- 2		1- 11							
0- 1		0- 0		0- 0		HOME		0- 1		0- 0		0- 0							
1- 7		0- 0		0- 1		AWAY		0- 0		0- 1		1- 5							
0- 7		0- 0		0- 0		NEUTRAL		0- 0		0- 1		0- 6							
0- 12		0- 0		0- 0		CONFERENCE		0- 1		0- 4		0- 7							
0- 6		0- 0		0- 0		HOME		0- 0		0- 2		0- 4							
0- 6		0- 0		0- 0		AWAY		0- 1		0- 2		0- 3							
0- 0		0- 0		0- 0		NEUTRAL		0- 0		0- 0		0- 0							
RPI S	Opponent		Score		RPI S	Opponent		Score		RPI S	Opponent		Score						
			42 A	Towson	0	3		55 A	FGCU	0	3	105 A	Kennesaw St.	0	3				
								78 H	St. John's (NY)	0	3	105 H	Kennesaw St.	0	3				
												107 N	Central Mich.	0	3				
												128 A	Liberty	0	3				
												128 H	Liberty	0	3				
												146 A	Fairfield	1	3				
												168 H	Lipscomb	0	3				
												183 N	New Hampshire	0	3				
												193 A	Lehigh	2	3				
												195 N	Northeastern	0	3				
												199 N	Loyola Maryland	0	3				
												219 A	Stetson	0	3				
												222 A	Sacred Heart	0	3				
												251 A	North Florida	0	3				
												251 H	North Florida	0	3				
												283 A	Jacksonville	1	3				
												283 H	Jacksonville	0	3				
												287 N	Quinnipiac	2	3				
												296 N	Morgan St.	0	3				
												305 H	North Ala.	1	3				
												308 A	St. Francis Brooklyn	1	3				
												312 N	UMES	1	3				
												314 A	Siena	1	3				
												324 A	Manhattan	0	3				
												331 A	Fairleigh Dickinson	3	2				
LAST 10 GAMES																			
			283 H	Jacksonville	0	3	55 A	FGCU	0	3	314 A	Siena	1	3					
			251 H	North Florida	0	3	219 A	Stetson	0	3	324 A	Manhattan	0	3					
			105 A	Kennesaw St.	0	3	168 H	Lipscomb	0	3	331 A	Fairleigh Dickinson	3	2					
			128 H	Liberty	0	3	128 A	Liberty	0	3									
			324 A	Manhattan	0	3	251 A	North Florida	0	3									

Non-Div. I Games:

NJIT

Average RPI Win: 325		WON-LOST RECORD		WINNING PCT. RANK		LAST 10 GAMES		STRENGTH OF SCHEDULE		OPP. STRENGTH OF SCHEDULE		TEAM RPI		ADJ RPI		CONF. RPI		ADJ CONF. RPI	
Average RPI Loss: 229																			
DIV. I ONLY		12- 19		.3871 237		7-3		330		319		318		.35465 320		32		32	
DIV. I NON-CONF.		3- 13		.1875 302		0-1		284		246		316		.36615 316		32		32	
TOTALS		RPI 1-25		RPI 26-50		W-L RECORDS		RPI 51-100		RPI 101-150		RPI 150+							
12- 19		0-0		0-0		OVERALL		0-2		0-1		12- 16							
5- 2		0-0		0-0		HOME		0-0		0-1		5- 1							
2- 8		0-0		0-0		AWAY		0-1		0-0		2- 7							
5- 9		0-0		0-0		NEUTRAL		0-1		0-0		5- 8							
3- 13		0-0		0-0		NON-CONFERENCE		0-2		0-1		3- 10							
3- 2		0-0		0-0		HOME		0-0		0-1		3- 1							
0- 6		0-0		0-0		AWAY		0-1		0-0		0- 5							
0- 5		0-0		0-0		NEUTRAL		0-1		0-0		0- 4							
9- 6		0-0		0-0		CONFERENCE		0-0		0-0		9- 6							
2- 0		0-0		0-0		HOME		0-0		0-0		2- 0							
2- 2		0-0		0-0		AWAY		0-0		0-0		2- 2							
5- 4		0-0		0-0		NEUTRAL		0-0		0-0		5- 4							
RPI	S	Opponent	Score	RPI	S	Opponent	Score	RPI	S	Opponent	Score	RPI	S	Opponent	Score	RPI	S	Opponent	Score
								68	N	New Mexico St.	0 3	132	H	South Alabama	1 3				
								79	A	Arizona	0 3	165	A	UAB	0 3				
												169	N	Sacramento St.	0 3				
												170	N	Cal St. Fullerton	0 3				
												178	N	Memphis	1 3				
												191	H	Western Caro.	0 3				
												210	A	Southern Ill.	2 3				
												214	N	IUPUI	1 3				
												269	A	Chicago St.	0 3				
												288	A	Southern Miss.	2 3				
												303	A	Jackson St.	2 3				
												307	A	Alabama A&M	3 0				
												310	A	Prairie View	2 3				
												310	N	Prairie View	3 1				
												315	A	Florida A&M	0 3				
												315	H	Florida A&M	3 1				
												318	N	Southern U.	2 3				
												318	N	Southern U.	2 3				
												322	H	Delaware St.	3 1				
												326	N	Texas Southern	3 0				
												326	N	Texas Southern	2 3				
												327	N	Ark.-Pine Bluff	0 3				
												327	N	Ark.-Pine Bluff	3 1				
												329	N	Grambling	3 0				
												329	N	Grambling	3 0				
												332	H	South Carolina St.	3 0				
												334	A	Alcorn	3 0				
				LAST 10 GAMES															

Non-Div. I Games:

Alabama St.

Alabama St.

Average RPI Win:	322	WON-LOST RECORD		WINNING PCT. RANK		LAST 10 GAMES		STRENGTH OF SCHEDULE		OPP. STRENGTH OF SCHEDULE		TEAM RPI		ADJ RPI		CONF. RPI		ADJ CONF. RPI
DIV. I ONLY		3- 21		.125 319		2-8		283		310		322		.35094 321		29		29
DIV. I NON-CONF.		0- 10		0 322		0		268		277		330		.32815 328		29		29
<hr/>																		
TOTALS		RPI 1-25		RPI 26-50		W-L RECORDS		RPI 51-100		RPI 101-150		RPI 150+						
3- 21		0- 0		0- 0		OVERALL		0- 0		0- 4		3- 17						
1- 6		0- 0		0- 0		HOME		0- 0		0- 1		1- 5						
2- 9		0- 0		0- 0		AWAY		0- 0		0- 2		2- 7						
0- 6		0- 0		0- 0		NEUTRAL		0- 0		0- 1		0- 5						
0- 10		0- 0		0- 0		NON-CONFERENCE		0- 0		0- 2		0- 8						
0- 0		0- 0		0- 0		HOME		0- 0		0- 0		0- 0						
0- 4		0- 0		0- 0		AWAY		0- 0		0- 1		0- 3						
0- 6		0- 0		0- 0		NEUTRAL		0- 0		0- 1		0- 5						
3- 11		0- 0		0- 0		CONFERENCE		0- 0		0- 2		3- 9						
1- 6		0- 0		0- 0		HOME		0- 0		0- 1		1- 5						
2- 5		0- 0		0- 0		AWAY		0- 0		0- 1		2- 4						
0- 0		0- 0		0- 0		NEUTRAL		0- 0		0- 0		0- 0						
RPI S	Opponent	Score		RPI S	Opponent	Score		RPI S	Opponent	Score		RPI S	Opponent	Score				
												102 N	Boston College		0		3	
												114 A	Army West Point		0		3	
												146 A	Fairfield		0		3	
												146 H	Fairfield		1		3	
												183 N	New Hampshire		1		3	
												223 N	Georgetown		0		3	
												230 H	Marist		1		3	
												232 A	UConn		0		3	
												258 N	Rhode Island		0		3	
												271 A	Rider		0		3	
												271 H	Rider		1		3	
												276 A	Canisius		0		3	
												276 H	Canisius		1		3	
												278 N	UNC Greensboro		2		3	
												281 A	William & Mary		1		3	
												285 A	Seton Hall		0		3	
												287 A	Quinnipiac		1		3	
												287 H	Quinnipiac		2		3	
												289 N	Central Conn. St.		0		3	
												297 A	Niagara		0		3	
												297 H	Niagara		2		3	
						LAST 10 GAMES						314 H	Siena		3		1	
						287 H Quinnipiac	2 3					324 A Manhattan		3		0		
						146 H Fairfield	1 3					328 A Saint Peter's		3		0		
						276 A Canisius	0 3											
						297 A Niagara	0 3											
						314 H Siena	3 1											

Non-Div. I Games:

Iona

Average RPI Win: 321		WON-LOST RECORD	WINNING PCT. RANK		LAST 10 GAMES		STRENGTH OF SCHEDULE		OPP. STRENGTH OF SCHEDULE		TEAM RPI	ADJ RPI		CONF. RPI	ADJ CONF. RPI	
Average RPI Loss: 285																
DIV. I ONLY		10- 16	.38462	239	4-6		332		331		321	.33766	322	31	31	
DIV. I NON-CONF.		5- 10	.33333	255	0-1		325		334		321	.33527	324	31	31	
TOTALS		RPI 1-25		RPI 26-50		W-L RECORDS		RPI 51-100				RPI 101-150		RPI 150+		
10- 16		0- 0		0- 0		OVERALL		0- 0				0- 0		10- 16		
3- 2		0- 0		0- 0		HOME		0- 0				0- 0		3- 2		
2- 11		0- 0		0- 0		AWAY		0- 0				0- 0		2- 11		
5- 3		0- 0		0- 0		NEUTRAL		0- 0				0- 0		5- 3		
5- 10		0- 0		0- 0		NON-CONFERENCE		0- 0				0- 0		5- 10		
0- 0		0- 0		0- 0		HOME		0- 0				0- 0		0- 0		
0- 7		0- 0		0- 0		AWAY		0- 0				0- 0		0- 7		
5- 3		0- 0		0- 0		NEUTRAL		0- 0				0- 0		5- 3		
5- 6		0- 0		0- 0		CONFERENCE		0- 0				0- 0		5- 6		
3- 2		0- 0		0- 0		HOME		0- 0				0- 0		3- 2		
2- 4		0- 0		0- 0		AWAY		0- 0				0- 0		2- 4		
0- 0		0- 0		0- 0		NEUTRAL		0- 0				0- 0		0- 0		
RPI	S	Opponent	Score	RPI	S	Opponent	Score	RPI	S	Opponent	Score	RPI	S	Opponent	Score	
										193 A	Lehigh	0		3		
										206 H	Howard	0		3		
										236 A	Bucknell	1		3		
										264 A	Lafayette	0		3		
										264 A	Lafayette	1		3		
										280 A	N.C. A&T	0		3		
										294 A	The Citadel	0		3		
										296 A	Morgan St.	3		2		
										303 N	Jackson St.	1		3		
										304 A	Coppin St.	0		3		
										307 N	Alabama A&M	0		3		
										312 A	UMES	1		3		
										312 H	UMES	2		3		
										313 H	Bethune-Cookman	3		0		
										314 N	Siena	3		2		
										315 H	Florida A&M	3		0		
										316 A	N.C. Central	2		3		
										317 N	Hampton	3		1		
										320 A	Alabama St.	1		3		
										324 N	Manhattan	0		3		
										326 N	Texas Southern	3		1		
										328 A	Saint Peter's	2		3		
										330 H	Norfolk St.	3		1		
										331 N	Fairleigh Dickinson	3		1		
										332 A	South Carolina St.	3		0		
										333 N	Merrimack	3		0		
LAST 10 GAMES																
						312 H	UMES	2		3		312 A	UMES	1		3
						315 H	Florida A&M	3		0		332 A	South Carolina St.	3		0
						313 H	Bethune-Cookman	3		0		294 A	The Citadel	0		3
						280 A	N.C. A&T	0		3		330 H	Norfolk St.	3		1
						316 A	N.C. Central	2		3		206 H	Howard	0		3

Non-Div. I Games:

Delaware St.

Average RPI Win: 332		WON-LOST	WINNING	LAST 10	STRENGTH OF		OPP. STRENGTH	TEAM	ADJ	CONF.	ADJ CONF.
Average RPI Loss: 233		RECORD	PCT. RANK	GAMES	SCHEDULE		OF SCHEDULE	RPI	RPI	RPI	RPI
DIV. I ONLY		3- 21	.125	319	2-8		297	307	325	.33656	323
DIV. I NON-CONF.		0- 12	0	322	0		289	274	333	.31328	332
TOTALS		RPI 1-25	RPI 26-50		W-L RECORDS		RPI 51-100		RPI 101-150		RPI 150+
3- 21	0- 0	0- 0		OVERALL		0- 1		0- 1		3- 19	
2- 4	0- 0	0- 0		HOME		0- 0		0- 0		2- 4	
1- 9	0- 0	0- 0		AWAY		0- 0		0- 1		1- 8	
0- 8	0- 0	0- 0		NEUTRAL		0- 1		0- 0		0- 7	
0- 12	0- 0	0- 0		NON-CONFERENCE		0- 1		0- 1		0- 10	
0- 0	0- 0	0- 0		HOME		0- 0		0- 0		0- 0	
0- 4	0- 0	0- 0		AWAY		0- 0		0- 1		0- 3	
0- 8	0- 0	0- 0		NEUTRAL		0- 1		0- 0		0- 7	
3- 9	0- 0	0- 0		CONFERENCE		0- 0		0- 0		3- 9	
2- 4	0- 0	0- 0		HOME		0- 0		0- 0		2- 4	
1- 5	0- 0	0- 0		AWAY		0- 0		0- 0		1- 5	
0- 0	0- 0	0- 0		NEUTRAL		0- 0		0- 0		0- 0	
RPI S	Opponent	Score	RPI S	Opponent	Score	RPI S	Opponent	Score	RPI S	Opponent	Score
						95 N	Cornell	0 3	116 A	Akron	0 3
									156 A	Robert Morris	0 3
									156 H	Robert Morris	0 3
									184 A	Buffalo	0 3
									196 A	Youngstown St.	0 3
									213 N	Delaware	0 3
									222 A	Sacred Heart	0 3
									222 H	Sacred Heart	0 3
									236 N	Bucknell	0 3
									240 A	Bryant	0 3
									240 H	Bryant	1 3
									276 N	Canisius	0 3
									279 H	LIU Brooklyn	0 3
									284 N	Eastern Ky.	0 3
									285 N	Seton Hall	0 3
									289 A	Central Conn. St.	1 3
									294 N	The Citadel	1 3
									299 A	UMBC	0 3
									300 N	George Mason	1 3
									308 A	St. Francis Brooklyn	0 3
									331 H	Fairleigh Dickinson	3 1
									333 A	Merrimack	3 0
									333 H	Merrimack	3 1
LAST 10 GAMES											
						240 H	Bryant	1 3	308 A	St. Francis Brooklyn	0 3
						222 H	Sacred Heart	0 3	331 H	Fairleigh Dickinson	3 1
						156 H	Robert Morris	0 3	279 H	LIU Brooklyn	0 3
						333 A	Merrimack	3 0	156 A	Robert Morris	0 3
						289 A	Central Conn. St.	1 3	240 A	Bryant	0 3

Non-Div. I Games:

Saint Francis (PA)

Average RPI Win:	306	WON-LOST RECORD	WINNING PCT. RANK	LAST 10 GAMES	STRENGTH OF SCHEDULE	OPP. STRENGTH OF SCHEDULE	TEAM RPI	ADJ RPI	CONF. RPI	ADJ CONF. RPI					
DIV. I ONLY		6- 21	.22222 307	3-7	316	317	323	.33568 324	29	29					
DIV. I NON-CONF.		3- 10	.23077 290	1-1	319	319	324	.33449 325	29	29					
TOTALS	RPI 1-25	RPI 26-50		W-L RECORDS		RPI 51-100		RPI 101-150		RPI 150+					
6- 21	0- 0	0- 0		OVERALL		0- 0		0- 2		6- 19					
2- 10	0- 0	0- 0		HOME		0- 0		0- 1		2- 9					
3- 7	0- 0	0- 0		AWAY		0- 0		0- 1		3- 6					
1- 4	0- 0	0- 0		NEUTRAL		0- 0		0- 0		1- 4					
3- 10	0- 0	0- 0		NON-CONFERENCE		0- 0		0- 0		3- 10					
1- 2	0- 0	0- 0		HOME		0- 0		0- 0		1- 2					
1- 4	0- 0	0- 0		AWAY		0- 0		0- 0		1- 4					
1- 4	0- 0	0- 0		NEUTRAL		0- 0		0- 0		1- 4					
3- 11	0- 0	0- 0		CONFERENCE		0- 0		0- 2		3- 9					
1- 8	0- 0	0- 0		HOME		0- 0		0- 1		1- 7					
2- 3	0- 0	0- 0		AWAY		0- 0		0- 1		2- 2					
0- 0	0- 0	0- 0		NEUTRAL		0- 0		0- 0		0- 0					
RPI S	Opponent	Score	RPI S	Opponent	Score	RPI S	Opponent	Score	RPI S	Opponent	Score				
									146 A	Fairfield	0	3			
									146 H	Fairfield	0	3			
									156 A	Robert Morris	0	3			
									193 A	Lehigh	0	3			
									227 N	Elon	2	3			
									230 H	Marist	1	3			
									247 H	Fordham	2	3			
									249 N	Tennessee Tech	0	3			
									260 N	McNeese	1	3			
									264 A	Lafayette	3	1			
									271 H	Rider	1	3			
									276 A	Canisius	0	3			
									276 H	Canisius	0	3			
									287 A	Quinnipiac	3	2			
									287 H	Quinnipiac	2	3			
									297 A	Niagara	0	3			
									297 H	Niagara	1	3			
									302 A	Chattanooga	2	3			
									305 N	North Ala.	0	3			
									308 A	St. Francis Brooklyn	1	3			
									314 H	Siena	3	0			
									LAST 10 GAMES			319 H	NJIT	3	0
												146 H	Fairfield	0	3
												287 H	Quinnipiac	2	3
												297 A	Niagara	0	3
276 A	Canisius	0	3												
319 H	NJIT	3	0	230 H	Marist	1	3								
			314 H	Siena	3	0									
			328 A	Saint Peter's	3	1									
			321 H	Iona	0	3									
			308 A	St. Francis Brooklyn	1	3									
			331 H	Fairleigh Dickinson	0	3									

Non-Div. I Games:

Manhattan

Average RPI Win:		0	WON-LOST		WINNING		LAST 10		STRENGTH OF		OPP. STRENGTH		TEAM		ADJ		CONF.		ADJ CONF.	
Average RPI Loss:		222	RECORD		PCT. RANK		GAMES		SCHEDULE		OF SCHEDULE		RPI		RPI		RPI		RPI	
DIV. I ONLY			0-20		0	333	0-10		268		280		326		.33242	325	28		28	
DIV. I NON-CONF.			0-13		0	322	0-3		230		287		326		.33631	323	27		27	
TOTALS		RPI 1-25		RPI 26-50		W-L RECORDS		RPI 51-100		RPI 101-150		RPI 150+								
0-20		0-0		0-0		OVERALL		0-0		0-3		0-17								
0-3		0-0		0-0		HOME		0-0		0-0		0-3								
0-9		0-0		0-0		AWAY		0-0		0-1		0-8								
0-8		0-0		0-0		NEUTRAL		0-0		0-2		0-6								
0-13		0-0		0-0		NON-CONFERENCE		0-0		0-3		0-10								
0-1		0-0		0-0		HOME		0-0		0-0		0-1								
0-4		0-0		0-0		AWAY		0-0		0-1		0-3								
0-8		0-0		0-0		NEUTRAL		0-0		0-2		0-6								
0-7		0-0		0-0		CONFERENCE		0-0		0-0		0-7								
0-2		0-0		0-0		HOME		0-0		0-0		0-2								
0-5		0-0		0-0		AWAY		0-0		0-0		0-5								
0-0		0-0		0-0		NEUTRAL		0-0		0-0		0-0								
RPI	S	Opponent		Score		RPI	S	Opponent		Score		RPI	S	Opponent		Score				
</																				

Average RPI Win: 329		WON-LOST	WINNING	LAST 10	STRENGTH OF		OPP. STRENGTH	TEAM	ADJ	CONF.	ADJ CONF.
Average RPI Loss: 267		RECORD	PCT. RANK	GAMES	SCHEDULE		OF SCHEDULE	RPI	RPI	RPI	RPI
DIV. I ONLY		9- 15	.375	242	5-5		334	335	324	.32722	326
DIV. I NON-CONF.		1- 8	.11111	313	0		315	309	332	.31014	333
TOTALS		RPI 1-25	RPI 26-50		W-L RECORDS		RPI 51-100		RPI 101-150		RPI 150+
9- 15	0- 0	0- 1		OVERALL		0- 0		0- 2		9- 12	
3- 2	0- 0	0- 0		HOME		0- 0		0- 0		3- 2	
1- 5	0- 0	0- 0		AWAY		0- 0		0- 1		1- 4	
5- 8	0- 0	0- 1		NEUTRAL		0- 0		0- 1		5- 6	
1- 8	0- 0	0- 1		NON-CONFERENCE		0- 0		0- 2		1- 5	
1- 2	0- 0	0- 0		HOME		0- 0		0- 0		1- 2	
0- 2	0- 0	0- 0		AWAY		0- 0		0- 1		0- 1	
0- 4	0- 0	0- 1		NEUTRAL		0- 0		0- 1		0- 2	
8- 7	0- 0	0- 0		CONFERENCE		0- 0		0- 0		8- 7	
2- 0	0- 0	0- 0		HOME		0- 0		0- 0		2- 0	
1- 3	0- 0	0- 0		AWAY		0- 0		0- 0		1- 3	
5- 4	0- 0	0- 0		NEUTRAL		0- 0		0- 0		5- 4	
RPI S	Opponent	Score	RPI S	Opponent	Score	RPI S	Opponent	Score	RPI S	Opponent	Score
			37 N	Washington St.	0 3				130 A	UTRGV	0 3
									141 N	Houston Baptist	0 3
									260 A	McNeese	0 3
									303 A	Jackson St.	2 3
									303 N	Jackson St.	0 3
									307 N	Alabama A&M	0 3
									307 N	Alabama A&M	0 3
									310 A	Prairie View	0 3
									313 H	Bethune-Cookman	2 3
									313 H	Bethune-Cookman	1 3
									315 N	Florida A&M	0 3
									318 A	Southern U.	1 3
									318 H	Southern U.	3 0
									320 N	Alabama St.	3 2
									320 N	Alabama St.	0 3
									322 N	Delaware St.	1 3
									327 H	Ark.-Pine Bluff	3 2
									329 A	Grambling	3 0
									332 H	South Carolina St.	3 0
									334 N	Alcorn	3 1
									334 N	Alcorn	3 0
									335 N	Mississippi Val.	3 0
									335 N	Mississippi Val.	3 1
			LAST 10 GAMES								
			318 H	Southern U.	3 0	334 N	Alcorn	3 0			
			335 N	Mississippi Val.	3 0	327 H	Ark.-Pine Bluff	3 2			
			320 N	Alabama St.	0 3	310 A	Prairie View	0 3			
			303 A	Jackson St.	2 3	329 A	Grambling	3 0			
			307 N	Alabama A&M	0 3	318 A	Southern U.	1 3			

Non-Div. I Games:

Texas Southern

Average RPI Win:		331	WON-LOST RECORD		WINNING PCT. RANK		LAST 10 GAMES		STRENGTH OF SCHEDULE		OPP. STRENGTH OF SCHEDULE		TEAM RPI		ADJ RPI		CONF. RPI		ADJ CONF. RPI	
Average RPI Loss:		250																		
DIV. I ONLY			5- 22		.18519 313		3-7		322		321		327		.31228 327		32		32	
DIV. I NON-CONF.			0- 13		0 322		0-1		229		217		322		.34222 321		32		32	
TOTALS		RPI 1-25		RPI 26-50		W-L RECORDS		RPI 51-100		RPI 101-150		RPI 150+								
5- 22		0- 1		0- 1		OVERALL		0- 0		0- 0		5- 20								
1- 1		0- 0		0- 0		HOME		0- 0		0- 0		1- 1								
0- 10		0- 0		0- 0		AWAY		0- 0		0- 0		0- 10								
4- 11		0- 1		0- 1		NEUTRAL		0- 0		0- 0		4- 9								
0- 13		0- 1		0- 1		NON-CONFERENCE		0- 0		0- 0		0- 11								
0- 0		0- 0		0- 0		HOME		0- 0		0- 0		0- 0								
0- 7		0- 0		0- 0		AWAY		0- 0		0- 0		0- 7								
0- 6		0- 1		0- 1		NEUTRAL		0- 0		0- 0		0- 4								
5- 9		0- 0		0- 0		CONFERENCE		0- 0		0- 0		5- 9								
1- 1		0- 0		0- 0		HOME		0- 0		0- 0		1- 1								
0- 3		0- 0		0- 0		AWAY		0- 0		0- 0		0- 3								
4- 5		0- 0		0- 0		NEUTRAL		0- 0		0- 0		4- 5								
RPI	S	Opponent		Score		RPI	S	Opponent		Score		RPI	S	Opponent		Score				
17	N	Rice		0 3		35	N	SFA		0 3		163	A	Arkansas St.		0 3				
												174	A	Arkansas		1 3				
												178	A	Memphis		0 3				
												185	A	Middle Tenn.		0 3				
												250	A	New Orleans		0 3				
												254	N	UT Martin		1 3				
												263	N	North Dakota		1 3				
												270	A	Tennessee St.		1 3				
												286	N	La.-Monroe		0 3				
												288	A	Southern Miss.		1 3				
												303	A	Jackson St.		2 3				
												303	N	Jackson St.		2 3				
												307	N	Alabama A&M		1 3				
												307	N	Alabama A&M		0 3				
												309	N	Gardner-Webb		0 3				
												310	A	Prairie View		0 3				
												318	H	Southern U.		2 3				
												320	N	Alabama St.		1 3				
												320	N	Alabama St.		3 0				
												326	A	Texas Southern		2 3				
												329	H	Grambling		3 2				
												334	N	Alcorn		1 3				
												334	N	Alcorn		3 0				
												335	N	Mississippi Val.		3 0				
												335	N	Mississippi Val.		3 1				

Non-Div. I Games:	Fisk	3	0	Fisk	3	0
-------------------	------	---	---	------	---	---

Ark.-Pine Bluff

Average RPI Win: 321		WON-LOST	WINNING	LAST 10	STRENGTH OF		OPP. STRENGTH	TEAM	ADJ	CONF.	ADJ CONF.
Average RPI Loss: 270		RECORD	PCT. RANK	GAMES	SCHEDULE		OF SCHEDULE	RPI	RPI	RPI	RPI
DIV. I ONLY		3- 23	.11538	321	0-10		305	329	328	.3119	328
DIV. I NON-CONF.		2- 10	.16667	306	0-1		257	333	319	.34878	319
TOTALS		RPI 1-25	RPI 26-50		W-L RECORDS		RPI 51-100		RPI 101-150		RPI 150+
3- 23	0- 0	0- 0		OVERALL		0- 0		0- 2		3- 21	
1- 11	0- 0	0- 0		HOME		0- 0		0- 1		1- 10	
1- 8	0- 0	0- 0		AWAY		0- 0		0- 0		1- 8	
1- 4	0- 0	0- 0		NEUTRAL		0- 0		0- 1		1- 3	
2- 10	0- 0	0- 0		NON-CONFERENCE		0- 0		0- 1		2- 9	
1- 2	0- 0	0- 0		HOME		0- 0		0- 0		1- 2	
0- 4	0- 0	0- 0		AWAY		0- 0		0- 0		0- 4	
1- 4	0- 0	0- 0		NEUTRAL		0- 0		0- 1		1- 3	
1- 13	0- 0	0- 0		CONFERENCE		0- 0		0- 1		1- 12	
0- 9	0- 0	0- 0		HOME		0- 0		0- 1		0- 8	
1- 4	0- 0	0- 0		AWAY		0- 0		0- 0		1- 4	
0- 0	0- 0	0- 0		NEUTRAL		0- 0		0- 0		0- 0	
RPI S	Opponent	Score	RPI S	Opponent	Score	RPI S	Opponent	Score	RPI S	Opponent	Score
									107 N	Central Mich.	0 3
									146 H	Fairfield	0 3
									230 A	Marist	1 3
									230 H	Marist	2 3
									236 A	Bucknell	0 3
									236 N	Bucknell	1 3
									258 N	Rhode Island	0 3
									264 A	Lafayette	0 1
									271 H	Rider	0 3
									276 A	Canisius	0 3
									276 H	Canisius	1 3
									287 H	Quinnipiac	0 3
									289 A	Central Conn. St.	0 3
									297 A	Niagara	0 3
									297 H	Niagara	1 3
									308 A	St. Francis Brooklyn	2 3
									308 H	St. Francis Brooklyn	1 3
									312 H	UMES	1 3
									312 N	UMES	0 3
									314 A	Siena	1 3
									314 H	Siena	1 3
									317 N	Hampton	3 2
									321 H	Iona	0 3
									322 H	Delaware St.	3 2
									324 A	Manhattan	3 1
									324 H	Manhattan	1 3
LAST 10 GAMES											
			276 H	Canisius	1 3	271 H	Rider	0 3			
			297 H	Niagara	1 3	324 H	Manhattan	1 3			
			230 A	Marist	1 3	287 H	Quinnipiac	0 3			
			314 A	Siena	1 3	146 H	Fairfield	0 3			
			308 H	St. Francis Brooklyn	1 3	297 A	Niagara	0 3			

Non-Div. I Games:

Saint Peter's

Average RPI Win: 335		WON-LOST RECORD		WINNING PCT. RANK		LAST 10 GAMES		STRENGTH OF SCHEDULE		OPP. STRENGTH OF SCHEDULE		TEAM RPI		ADJ RPI		CONF. RPI		ADJ CONF. RPI	
DIV. I ONLY		4- 20		.16667 316		4-6		321		333		329		.30066 329		32		32	
DIV. I NON-CONF.		0- 9		0 322		0		167		295		318		.35928 318		32		32	
TOTALS		RPI 1-25		RPI 26-50		W-L RECORDS		RPI 51-100		RPI 101-150		RPI 150+							
4- 20		0- 0		0- 0		OVERALL		0- 2		0- 1		4- 17							
0- 3		0- 0		0- 0		HOME		0- 0		0- 0		0- 3							
0- 8		0- 0		0- 0		AWAY		0- 2		0- 1		0- 5							
4- 9		0- 0		0- 0		NEUTRAL		0- 0		0- 0		4- 9							
0- 9		0- 0		0- 0		NON-CONFERENCE		0- 2		0- 1		0- 6							
0- 1		0- 0		0- 0		HOME		0- 0		0- 0		0- 1							
0- 4		0- 0		0- 0		AWAY		0- 2		0- 1		0- 1							
0- 4		0- 0		0- 0		NEUTRAL		0- 0		0- 0		0- 4							
4- 11		0- 0		0- 0		CONFERENCE		0- 0		0- 0		4- 11							
0- 2		0- 0		0- 0		HOME		0- 0		0- 0		0- 2							
0- 4		0- 0		0- 0		AWAY		0- 0		0- 0		0- 4							
4- 5		0- 0		0- 0		NEUTRAL		0- 0		0- 0		4- 5							
RPI S	Opponent	Score		RPI S	Opponent	Score		RPI S	Opponent	Score		RPI S	Opponent	Score					
								68 A	New Mexico St.	0	3	129 A	Northwestern St.	0	3				
								89 A	Fla. Atlantic	0	3	161 N	Portland	0	3				
												253 N	Lamar University	0	3				
												260 A	McNeese	0	3				
												286 H	La.-Monroe	0	3				
												286 N	La.-Monroe	0	3				
												297 N	Niagara	0	3				
												303 A	Jackson St.	1	3				
												303 N	Jackson St.	1	3				
												307 N	Alabama A&M	0	3				
												307 N	Alabama A&M	0	3				
												310 A	Prairie View	0	3				
												310 H	Prairie View	0	3				
												318 A	Southern U.	0	3				
												320 N	Alabama St.	0	3				
												320 N	Alabama St.	0	3				
												326 H	Texas Southern	0	3				
												327 A	Ark.-Pine Bluff	2	3				
												334 N	Alcorn	3	2				
												334 N	Alcorn	3	2				
												335 N	Mississippi Val.	3	0				
												335 N	Mississippi Val.	3	0				
				LAST 10 GAMES															
				310 A	Prairie View	0	3	303 A	Jackson St.	1	3								
				320 N	Alabama St.	0	3	327 A	Ark.-Pine Bluff	2	3								
				334 N	Alcorn	3	2	318 A	Southern U.	0	3								
				307 N	Alabama A&M	0	3	326 H	Texas Southern	0	3								
				335 N	Mississippi Val.	3	0	310 H	Prairie View	0	3								
Non-Div. I Games:		Centenary (LA)		3	2	Dillard		3	2	Centenary (LA)		3	2	Dillard		3	0		
		Jarvis Christian		3	0	Tougaloo		3	0	Tougaloo		3	0	Grambling					

Average RPI Win: 296		WON-LOST	WINNING	LAST 10	STRENGTH OF		OPP. STRENGTH	TEAM	ADJ	CONF.	ADJ CONF.
Average RPI Loss: 259		RECORD	PCT. RANK	GAMES	SCHEDULE		OF SCHEDULE	RPI	RPI	RPI	RPI
DIV. I ONLY		1- 20	.04762	330	1-9		306	316	330	.29851	330
DIV. I NON-CONF.		0- 10	0	322	0-1		276	271	331	.31992	331
TOTALS		RPI 1-25	RPI 26-50		W-L RECORDS		RPI 51-100		RPI 101-150		RPI 150+
1- 20	0- 0	0- 0		OVERALL		0- 1		0- 1		1- 18	
1- 6	0- 0	0- 0		HOME		0- 1		0- 0		1- 5	
0- 9	0- 0	0- 0		AWAY		0- 0		0- 1		0- 8	
0- 5	0- 0	0- 0		NEUTRAL		0- 0		0- 0		0- 5	
0- 10	0- 0	0- 0		NON-CONFERENCE		0- 1		0- 1		0- 8	
0- 3	0- 0	0- 0		HOME		0- 1		0- 0		0- 2	
0- 2	0- 0	0- 0		AWAY		0- 0		0- 1		0- 1	
0- 5	0- 0	0- 0		NEUTRAL		0- 0		0- 0		0- 5	
1- 10	0- 0	0- 0		CONFERENCE		0- 0		0- 0		1- 10	
1- 3	0- 0	0- 0		HOME		0- 0		0- 0		1- 3	
0- 7	0- 0	0- 0		AWAY		0- 0		0- 0		0- 7	
0- 0	0- 0	0- 0		NEUTRAL		0- 0		0- 0		0- 0	
RPI S	Opponent	Score	RPI S	Opponent	Score	RPI S	Opponent	Score	RPI S	Opponent	Score
						59 H	American	0 3	138 A	East Carolina	0 3
									154 H	George Washington	0 3
									154 N	George Washington	0 3
									206 A	Howard	0 3
									247 N	Fordham	0 3
									256 N	Toledo	0 3
									271 N	Rider	0 3
									280 H	N.C. A&T	0 3
									292 N	USC Upstate	2 3
									296 A	Morgan St.	0 3
									296 H	Morgan St.	3 0
									304 A	Coppin St.	0 3
									304 H	Coppin St.	0 3
									312 A	UMES	0 3
									313 A	Bethune-Cookman	0 3
									315 A	Florida A&M	2 3
									316 H	N.C. Central	1 3
									317 A	Hampton	0 3
									317 H	Hampton	0 3
									322 A	Delaware St.	1 3
LAST 10 GAMES											
						296 A	Morgan St.	0 3	206 A	Howard	0 3
						304 A	Coppin St.	0 3	296 H	Morgan St.	3 0
						316 H	N.C. Central	1 3	304 H	Coppin St.	0 3
						280 H	N.C. A&T	0 3	322 A	Delaware St.	1 3
						154 H	George Washington	0 3	312 A	UMES	0 3

Non-Div. I Games:

Norfolk St.

Average RPI Win: 329		WON-LOST	WINNING	LAST 10	STRENGTH OF		OPP. STRENGTH	TEAM	ADJ	CONF.	ADJ CONF.
Average RPI Loss: 271		RECORD	PCT. RANK	GAMES	SCHEDULE		OF SCHEDULE	RPI	RPI	RPI	RPI
DIV. I ONLY		2- 24	.07692	328	1-9		320	320	331	.28543	331
DIV. I NON-CONF.		1- 13	.07143	318	0		318	323	334	.28527	334
TOTALS		RPI 1-25	RPI 26-50		W-L RECORDS		RPI 51-100		RPI 101-150		RPI 150+
2- 24	0-0	0-0		OVERALL		0-0		0-0		2- 24	
1- 9	0-0	0-0		HOME		0-0		0-0		1- 9	
1- 9	0-0	0-0		AWAY		0-0		0-0		1- 9	
0- 6	0-0	0-0		NEUTRAL		0-0		0-0		0- 6	
1- 13	0-0	0-0		NON-CONFERENCE		0-0		0-0		1- 13	
0- 4	0-0	0-0		HOME		0-0		0-0		0- 4	
1- 3	0-0	0-0		AWAY		0-0		0-0		1- 3	
0- 6	0-0	0-0		NEUTRAL		0-0		0-0		0- 6	
1- 11	0-0	0-0		CONFERENCE		0-0		0-0		1- 11	
1- 5	0-0	0-0		HOME		0-0		0-0		1- 5	
0- 6	0-0	0-0		AWAY		0-0		0-0		0- 6	
0- 0	0-0	0-0		NEUTRAL		0-0		0-0		0- 0	
RPI S	Opponent	Score	RPI S	Opponent	Score	RPI S	Opponent	Score	RPI S	Opponent	Score
									156 A	Robert Morris	0 3
									186 N	Brown	0 3
									222 H	Sacred Heart	0 3
									235 A	Northern Ill.	1 3
									236 A	Bucknell	0 3
									240 A	Bryant	0 3
									240 H	Bryant	0 3
									242 N	SIUE	0 3
									264 H	Lafayette	1 3
									267 N	UC Riverside	1 3
									279 A	LIU Brooklyn	0 3
									279 H	LIU Brooklyn	0 3
									287 H	Quinnipiac	0 3
									289 A	Central Conn. St.	0 3
									289 H	Central Conn. St.	0 3
									293 A	Providence	0 3
									296 H	Morgan St.	0 3
									304 N	Coppin St.	0 3
									308 A	St. Francis Brooklyn	0 3
									308 H	St. Francis Brooklyn	0 3
									317 N	Hampton	0 3
									319 H	NJIT	2 3
									322 N	Delaware St.	1 3
									323 A	Saint Francis (PA)	1 3
									324 A	Manhattan	3 0
									333 H	Merrimack	3 1
LAST 10 GAMES											
						279 A	LIU Brooklyn	0 3	222 H	Sacred Heart	0 3
						308 H	St. Francis Brooklyn	0 3	323 A	Saint Francis (PA)	1 3
						289 H	Central Conn. St.	0 3	156 A	Robert Morris	0 3
						240 A	Bryant	0 3	279 H	LIU Brooklyn	0 3
						333 H	Merrimack	3 1	308 A	St. Francis Brooklyn	0 3

Non-Div. I Games:

Fairleigh Dickinson

Average RPI Win: 0		WON-LOST	WINNING	LAST 10	STRENGTH OF		OPP. STRENGTH	TEAM	ADJ	CONF.	ADJ CONF.
Average RPI Loss: 277		RECORD	PCT. RANK	GAMES	SCHEDULE		OF SCHEDULE	RPI	RPI	RPI	RPI
DIV. I ONLY		0-24	0 333	0-10	295		332	332	.27678	332	31
DIV. I NON-CONF.		0-14	0 322	0-2	188		332	325	.32762	329	31
TOTALS		RPI 1-25	RPI 26-50	W-L RECORDS	RPI 51-100		RPI 101-150		RPI 150+		
0-24	0-0	0-0	OVERALL	0-2	0-0		0-0		0-22		
0-7	0-0	0-0	HOME	0-0	0-0		0-0		0-7		
0-11	0-0	0-0	AWAY	0-1	0-0		0-0		0-10		
0-6	0-0	0-0	NEUTRAL	0-1	0-0		0-0		0-5		
0-14	0-0	0-0	NON-CONFERENCE	0-2	0-0		0-0		0-12		
0-3	0-0	0-0	HOME	0-0	0-0		0-0		0-3		
0-5	0-0	0-0	AWAY	0-1	0-0		0-0		0-4		
0-6	0-0	0-0	NEUTRAL	0-1	0-0		0-0		0-5		
0-10	0-0	0-0	CONFERENCE	0-0	0-0		0-0		0-10		
0-4	0-0	0-0	HOME	0-0	0-0		0-0		0-4		
0-6	0-0	0-0	AWAY	0-0	0-0		0-0		0-6		
0-0	0-0	0-0	NEUTRAL	0-0	0-0		0-0		0-0		
RPI S	Opponent	Score	RPI S	Opponent	Score	RPI S	Opponent	Score	RPI S	Opponent	Score
						61 A	Coastal Caro.	0 3	238 A	Campbell	0 3
						99 N	ETSU	0 3	255 H	Charleston So.	0 3
									255 N	Charleston So.	0 3
									263 N	North Dakota	0 3
									273 A	UNC Asheville	0 3
									273 H	UNC Asheville	0 3
									280 A	N.C. A&T	0 3
									292 H	USC Upstate	0 3
									294 N	The Citadel	0 3
									296 A	Morgan St.	0 3
									303 N	Jackson St.	0 3
									304 A	Coppin St.	0 3
									307 N	Alabama A&M	0 3
									312 H	UMES	0 3
									313 A	Bethune-Cookman	0 3
									313 H	Bethune-Cookman	1 3
									315 A	Florida A&M	1 3
									315 H	Florida A&M	1 3
									316 A	N.C. Central	0 3
									320 A	Alabama St.	0 3
									322 H	Delaware St.	0 3
									326 A	Texas Southern	0 3
			LAST 10 GAMES								
			313 A	Bethune-Cookman	0 3	322 H	Delaware St.	0 3			
			315 A	Florida A&M	1 3	312 H	UMES	0 3			
			304 A	Coppin St.	0 3	292 H	USC Upstate	0 3			
			296 A	Morgan St.	0 3	315 H	Florida A&M	1 3			
			273 H	UNC Asheville	0 3	313 H	Bethune-Cookman	1 3			

Non-Div. I Games:

South Carolina St.

Average RPI Win:		0	WON-LOST		WINNING		LAST 10		STRENGTH OF		OPP. STRENGTH		TEAM		ADJ		CONF.		ADJ CONF.	
Average RPI Loss:		272	RECORD		PCT. RANK		GAMES		SCHEDULE		OF SCHEDULE		RPI		RPI		RPI		RPI	
DIV. I ONLY			0- 18		0	333	0-10		312		325		334		.27153	333	30		30	
DIV. I NON-CONF.			0- 6		0	322	0-1		329		326		335		.25769	335	30		30	
TOTALS		RPI 1-25		RPI 26-50		W-L RECORDS		RPI 51-100		RPI 101-150		RPI 150+								
0- 18		0- 0		0- 0		OVERALL		0- 0		0- 0		0- 18								
0- 5		0- 0		0- 0		HOME		0- 0		0- 0		0- 5								
0- 11		0- 0		0- 0		AWAY		0- 0		0- 0		0- 11								
0- 2		0- 0		0- 0		NEUTRAL		0- 0		0- 0		0- 2								
0- 6		0- 0		0- 0		NON-CONFERENCE		0- 0		0- 0		0- 6								
0- 0		0- 0		0- 0		HOME		0- 0		0- 0		0- 0								
0- 4		0- 0		0- 0		AWAY		0- 0		0- 0		0- 4								
0- 2		0- 0		0- 0		NEUTRAL		0- 0		0- 0		0- 2								
0- 12		0- 0		0- 0		CONFERENCE		0- 0		0- 0		0- 12								
0- 5		0- 0		0- 0		HOME		0- 0		0- 0		0- 5								
0- 7		0- 0		0- 0		AWAY		0- 0		0- 0		0- 7								
0- 0		0- 0		0- 0		NEUTRAL		0- 0		0- 0		0- 0								
RPI	S	Opponent		Score	RPI	S	Opponent		Score	RPI	S	Opponent		Score	RPI	S	Opponent		Score	
													156 A Robert Morris	0					3	
													156 H Robert Morris	0					3	
													222 A Sacred Heart	0					3	
													240 A Bryant	0					3	
													240 H Bryant	0					3	
													246 A Hartford	0					3	
													264 A Lafayette	0					3	
													279 A LIU Brooklyn	0					3	
													289 A Central Conn. St.	0					3	
													289 H Central Conn. St.	0					3	
													293 A Providence	0					3	
													298 A Holy Cross	0					3	
													308 H St. Francis Brooklyn	0					3	
													314 N Siena	1					3	
													322 N Delaware St.	0					3	
													323 A Saint Francis (PA)	1					3	
													323 H Saint Francis (PA)	0					3	
													331 A Fairleigh Dickinson	1					3	
LAST 10 GAMES																				

Non-Div. I Games: Saint Michael's 3 0 Southern N.H. 0 3

Merrimack

Average RPI Win: 331		WON-LOST RECORD	WINNING PCT. RANK		LAST 10 GAMES	STRENGTH OF SCHEDULE		OPP. STRENGTH OF SCHEDULE		TEAM RPI	ADJ RPI		CONF. RPI	ADJ CONF. RPI
Average RPI Loss: 272														
DIV. I ONLY		2- 20	.09091	324	2-8	328		334		333	.2658	334	32	32
DIV. I NON-CONF.		0- 7	0	322	0	134		272		313	.37411	311	32	32
TOTALS		RPI 1-25	RPI 26-50		W-L RECORDS	RPI 51-100		RPI 101-150		RPI 150+				
2- 20	0- 0		0- 0		OVERALL	0- 2		0- 1		2- 17				
1- 2	0- 0		0- 0		HOME	0- 0		0- 0		1- 2				
0- 9	0- 0		0- 0		AWAY	0- 1		0- 1		0- 7				
1- 9	0- 0		0- 0		NEUTRAL	0- 1		0- 0		1- 8				
0- 7	0- 0		0- 0		NON-CONFERENCE	0- 2		0- 1		0- 4				
0- 0	0- 0		0- 0		HOME	0- 0		0- 0		0- 0				
0- 6	0- 0		0- 0		AWAY	0- 1		0- 1		0- 4				
0- 1	0- 0		0- 0		NEUTRAL	0- 1		0- 0		0- 0				
2- 13	0- 0		0- 0		CONFERENCE	0- 0		0- 0		2- 13				
1- 2	0- 0		0- 0		HOME	0- 0		0- 0		1- 2				
0- 3	0- 0		0- 0		AWAY	0- 0		0- 0		0- 3				
1- 8	0- 0		0- 0		NEUTRAL	0- 0		0- 0		1- 8				
RPI S	Opponent	Score	RPI S	Opponent	Score	RPI S	Opponent	Score	RPI S	Opponent	Score			
						77 A	Alabama	0 3	132 A	South Alabama	0 3			
						99 N	ETSU	0 3	165 A	UAB	0 3			
									268 A	Nicholls St.	0 3			
									268 A	Nicholls St.	0 3			
									286 A	La.-Monroe	0 3			
									303 H	Jackson St.	0 3			
									307 A	Alabama A&M	0 3			
									310 A	Prairie View	0 3			
									310 N	Prairie View	0 3			
									318 N	Southern U.	0 3			
									318 N	Southern U.	2 3			
									320 A	Alabama St.	0 3			
									320 H	Alabama St.	0 3			
									326 N	Texas Southern	1 3			
									326 N	Texas Southern	0 3			
									327 N	Ark.-Pine Bluff	3 1			
									327 N	Ark.-Pine Bluff	0 3			
									329 N	Grambling	2 3			
									329 N	Grambling	2 3			
									335 H	Mississippi Val.	3 0			
LAST 10 GAMES														
						320 H	Alabama St.	0 3	326 N	Texas Southern	0 3			
						327 N	Ark.-Pine Bluff	0 3	335 H	Mississippi Val.	3 0			
						329 N	Grambling	2 3	303 H	Jackson St.	0 3			
						310 N	Prairie View	0 3	307 A	Alabama A&M	0 3			
						318 N	Southern U.	2 3	320 A	Alabama St.	0 3			
Non-Div. I Games: Talladega 3 2 Wiley 0 3 MUW 3 0 Wiley 3 1 Alcorn														

A
l
c
o
r
n

A
l
c
o
r
n

Average RPI Win: 318		WON-LOST RECORD		WINNING PCT. RANK		LAST 10 GAMES		STRENGTH OF SCHEDULE		OPP. STRENGTH OF SCHEDULE		TEAM RPI		ADJ RPI		CONF. RPI		ADJ CONF. RPI	
Average RPI Loss: 279																			
DIV. I ONLY		1- 25		.03846 331		0-10		329		330		335		.24551 335		32		32	
DIV. I NON-CONF.		0- 11		0 322		0		260		288		329		.32251 330		32		32	
TOTALS		RPI 1-25		RPI 26-50		W-L RECORDS		RPI 51-100		RPI 101-150		RPI 150+							
1- 25		0- 0		0- 0		OVERALL		0- 0		0- 2		1- 23							
0- 4		0- 0		0- 0		HOME		0- 0		0- 0		0- 4							
0- 7		0- 0		0- 0		AWAY		0- 0		0- 1		0- 6							
1- 14		0- 0		0- 0		NEUTRAL		0- 0		0- 1		1- 13							
0- 11		0- 0		0- 0		NON-CONFERENCE		0- 0		0- 2		0- 9							
0- 2		0- 0		0- 0		HOME		0- 0		0- 0		0- 2							
0- 3		0- 0		0- 0		AWAY		0- 0		0- 1		0- 2							
0- 6		0- 0		0- 0		NEUTRAL		0- 0		0- 1		0- 5							
1- 14		0- 0		0- 0		CONFERENCE		0- 0		0- 0		1- 14							
0- 2		0- 0		0- 0		HOME		0- 0		0- 0		0- 2							
0- 4		0- 0		0- 0		AWAY		0- 0		0- 0		0- 4							
1- 8		0- 0		0- 0		NEUTRAL		0- 0		0- 0		1- 8							
RPI S	Opponent	Score		RPI S	Opponent	Score		RPI S	Opponent	Score		RPI S	Opponent	Score					

Average RPI Win:	0	WON-LOST	WINNING	LAST 10	STRENGTH OF	OPP. STRENGTH	TEAM	ADJ	CONF.	ADJ CONF.	
Average RPI Loss:	0	RECORD	PCT. RANK	GAMES	SCHEDULE	OF SCHEDULE	RPI	RPI	RPI	RPI	
DIV. I ONLY		0-0	0 333	4-6	336	336	336	-.0312	336	33 33	
DIV. I NON-CONF.		0-0	0 322	0	336	336	336	-.0312	336	33 33	
<hr/>											
TOTALS	RPI 1-25		RPI 26-50	W-L RECORDS		RPI 51-100		RPI 101-150		RPI 150+	
0-0	0-0		0-0	OVERALL		0-0		0-0		0-0	
0-0	0-0		0-0	HOME		0-0		0-0		0-0	
0-0	0-0		0-0	AWAY		0-0		0-0		0-0	
0-0	0-0		0-0	NEUTRAL		0-0		0-0		0-0	
0-0	0-0		0-0	NON-CONFERENCE		0-0		0-0		0-0	
0-0	0-0		0-0	HOME		0-0		0-0		0-0	
0-0	0-0		0-0	AWAY		0-0		0-0		0-0	
0-0	0-0		0-0	NEUTRAL		0-0		0-0		0-0	
0-0	0-0		0-0	CONFERENCE		0-0		0-0		0-0	
0-0	0-0		0-0	HOME		0-0		0-0		0-0	
0-0	0-0		0-0	AWAY		0-0		0-0		0-0	
0-0	0-0		0-0	NEUTRAL		0-0		0-0		0-0	
RPI S	Opponent	Score	RPI S	Opponent	Score	RPI S	Opponent	Score	RPI S	Opponent	Score
			LAST 10 GAMES								

Non-Div. I Games: Central St. (OH) 3 0 Fort Valley St. 3 0 Spring Hill 0 3 Clark Atlanta 3 1
 Brewton-Parker 3 1 Middle Ga. St. 2 3 Mount Olive 0 3 Fort Valley St. Savannah St. 0 3

S
a
v
a
n
n
a
h
S
t
.

Non-Div. I Games:	Savannah St.					Through Games Of Through Nov. 3				
	Coastal Ga. Paine	0 3		Albany St. (GA) LeMoynes-Owen	1 3	Benedict Belmont Abbey	1 0	3	Benedict Tuskegee	Savannah St. 3 2

S
a
v
a
n
n
a
h
S
t
.

