

Average RPI Win: 44		WON-LOST RECORD		WINNING PCT. RANK		LAST 10 GAMES		STRENGTH OF SCHEDULE		OPP. STRENGTH OF SCHEDULE		TEAM RPI		ADJ RPI		CONF. RPI		ADJ CONF. RPI							
DIV. I ONLY		9-1-1		.86364 8		8-1-1		2		11		1		.74248 1		2		2							
DIV. I NON-CONF.		6-1-1		.8125 27		5-1-1		1		12		1		.74791 1		2		2							
TOTALS		RPI 1-25		RPI 26-50		W-L RECORDS		RPI 51-100		RPI 101-150		RPI 150+													
9-1-1		3-0-1		3-1-0		OVERALL		2-0-0		1-0-0		0-0-0													
6-0-1		1-0-1		3-0-0		HOME		1-0-0		1-0-0		0-0-0													
1-0-0		1-0-0		0-0-0		AWAY		0-0-0		0-0-0		0-0-0													
2-1-0		1-0-0		0-1-0		NEUTRAL		1-0-0		0-0-0		0-0-0													
6-1-1		3-0-1		1-1-0		NON-CONFERENCE		1-0-0		1-0-0		0-0-0													
3-0-1		1-0-1		1-0-0		HOME		0-0-0		1-0-0		0-0-0													
1-0-0		1-0-0		0-0-		AWAY		0-0-0		0-0-0		0-0-0													
2-1-0		1-0-0		0-1-0		NEUTRAL		1-0-0		0-0-0		0-0-0													
3-0-0		0-0-0		2-0-0		CONFERENCE		1-0-0		0-0-0		0-0-0													
3-0-0		0-0-0		2-0-0		HOME		1-0-0		0-0-0		0-0-0													
0-0-0		0-0-0		0-0-0		AWAY		0-0-0		0-0-0		0-0-0													
0-0-0		0-0-0		0-0-0		NEUTRAL		0-0-0		0-0-0		0-0-0													
RPI	S	Opponent		Score		RPI	S	Opponent		Score		RPI	S	Opponent		Score									
3	A	Penn St.		3	2	26	H	Georgetown		6	0	76	H	Oregon		2	1	103	H	Boston U.		1	0		
7	N	San Diego St.		1	0	33	H	Oregon St.		5	1	99	N	UNC Greensboro		4	0								
8	H	Santa Clara		6	1	38	N	West Virginia		0	1														
10	H	Boston College		1	1	44	H	Arizona St.		3	0														
LAST 10 GAMES																									
76 H Oregon						2	1	26 H Georgetown						6	0	103 H Boston U.						1	0		
33 H Oregon St.						5	1	10 H Boston College						1	1	38 N West Virginia						0	1		
44 H Arizona St.						3	0	3 A Penn St.						3	2										
99 N UNC Greensboro						4	0																		
7 N San Diego St.						1	0																		

Non-Div. I Games:

Stanford

Average RPI Win: 55		WON-LOST RECORD		WINNING PCT. RANK		LAST 10 GAMES		STRENGTH OF SCHEDULE		OPP. STRENGTH OF SCHEDULE		TEAM RPI		ADJ RPI		CONF. RPI		ADJ CONF. RPI			
DIV. I ONLY		8-0-2		.9 4		8-0-2		17		8		2		.70797 2		2		2			
DIV. I NON-CONF.		7-0-1		.9375 7		7-0-1		19		13		2		.7196 2		2		2			
TOTALS		RPI 1-25		RPI 26-50		W-L RECORDS		RPI 51-100		RPI 101-150		RPI 150+									
8-0-2		2-0-0		2-0-1		OVERALL		3-0-1		1-0-0		0-0-0									
5-0-2		2-0-0		2-0-1		HOME		1-0-1		0-0-0		0-0-0									
3-0-0		0-0-0		0-0-0		AWAY		2-0-0		1-0-0		0-0-0									
0-0-0		0-0-0		0-0-0		NEUTRAL		0-0-0		0-0-0		0-0-0									
7-0-1		2-0-0		2-0-0		NON-CONFERENCE		2-0-1		1-0-0		0-0-0									
5-0-1		2-0-0		2-0-0		HOME		1-0-1		0-0-0		0-0-0									
2-0-0		0-0-0		0-0-		AWAY		1-0-0		1-0-0		0-0-0									
0-0-0		0-0-0		0-0-0		NEUTRAL		0-0-0		0-0-0		0-0-0									
1-0-1		0-0-0		0-0-1		CONFERENCE		1-0-0		0-0-0		0-0-0									
0-0-1		0-0-0		0-0-1		HOME		0-0-0		0-0-0		0-0-0									
1-0-0		0-0-0		0-0-0		AWAY		1-0-0		0-0-0		0-0-0									
0-0-0		0-0-0		0-0-0		NEUTRAL		0-0-0		0-0-0		0-0-0									
RPI	S	Opponent		Score		RPI	S	Opponent		Score		RPI	S	Opponent		Score					
18	H	Tennessee		1	0	30	H	Wisconsin		2	0	68	A	Arizona		2	1				
19	H	Pepperdine		4	0	32	H	Illinois		2	0	69	H	Princeton		7	0				
						34	H	Washington St.		0	0	77	A	Massachusetts		2	1				
												79	H	Loyola Marymount		1	1				
						LAST 10 GAMES															
						68 A Arizona						2	1	79 H Loyola Marymount						1	1
						34 H Washington St.						0	0	30 H Wisconsin						2	0
						19 H Pepperdine						4	0	32 H Illinois						2	0
						69 H Princeton						7	0	124 A Fresno St.						2	0
						18 H Tennessee						1	0	77 A Massachusetts						2	1

Non-Div. I Games:

UCLA

Average RPI Win:	56	WON-LOST RECORD	WINNING PCT. RANK	LAST 10 GAMES	STRENGTH OF SCHEDULE	OPP. STRENGTH OF SCHEDULE	TEAM RPI	ADJ RPI	CONF. RPI	ADJ CONF. RPI		
Average RPI Loss:	3											
DIV. I ONLY		10-2-0	.83333	11	8-2-0	10	1	3	.70222	3	4	4
DIV. I NON-CONF.		5-2-0	.71429	57	3-2-0	3	1	3	.69253	4	4	4
<hr/>												
TOTALS	RPI 1-25	RPI 26-50		W-L RECORDS		RPI 51-100		RPI 101-150		RPI 150+		
10-2-0	1-2-0	6-0-0		OVERALL		1-0-0		2-0-0		0-0-0		
4-1-0	0-1-0	3-0-0		HOME		0-0-0		1-0-0		0-0-0		
5-1-0	1-1-0	3-0-0		AWAY		1-0-0		0-0-0		0-0-0		
1-0-0	0-0-0	0-0-0		NEUTRAL		0-0-0		1-0-0		0-0-0		
<hr/>												
5-2-0	1-2-0	2-0-0		NON-CONFERENCE		0-0-0		2-0-0		0-0-0		
2-1-0	0-1-0	1-0-0		HOME		0-0-0		1-0-0		0-0-0		
2-1-0	1-1-0	1-0-		AWAY		0-0-0		0-0-0		0-0-0		
1-0-0	0-0-0	0-0-0		NEUTRAL		0-0-0		1-0-0		0-0-0		
<hr/>												
5-0-0	0-0-0	4-0-0		CONFERENCE		1-0-0		0-0-0		0-0-0		
2-0-0	0-0-0	2-0-0		HOME		0-0-0		0-0-0		0-0-0		
3-0-0	0-0-0	2-0-0		AWAY		1-0-0		0-0-0		0-0-0		
0-0-0	0-0-0	0-0-0		NEUTRAL		0-0-0		0-0-0		0-0-0		
<hr/>												
RPI S	Opponent	Score		RPI S	Opponent	Score		RPI S	Opponent	Score		
1 H	Stanford	2	3	30 H	Wisconsin	2	1	85 A	Northwestern	4	1	
4 A	BYU	1	3	31 H	Central Mich.	5	0					
17 A	Virginia	3	1	32 A	Illinois	4	0					
				36 A	Ohio St.	3	0					
				38 A	West Virginia	2	1					
				50 H	Minnesota	4	3					
				LAST 10 GAMES								
				50 H	Minnesota	4	3	4 A	BYU	1	3	
				36 A	Ohio St.	3	0	133 N	Pittsburgh	3	0	
				32 A	Illinois	4	0	38 A	West Virginia	2	1	
				85 A	Northwestern	4	1	31 H	Central Mich.	5	0	
				30 H	Wisconsin	2	1	1 H	Stanford	2	3	

Non-Div. I Games:

Penn St.

Average RPI Win: 80		WON-LOST RECORD		WINNING PCT. RANK		LAST 10 GAMES		STRENGTH OF SCHEDULE		OPP. STRENGTH OF SCHEDULE		TEAM RPI		ADJ RPI		CONF. RPI		ADJ CONF. RPI	
Average RPI Loss: 37																			
DIV. I ONLY		11-1-0		.91667 3		9-1-0		34		16		5		.69554 4		5		5	
DIV. I NON-CONF.		11-1-0		.91667 9		9-1-0		38		15		5		.69554 3		5		5	
TOTALS		RPI 1-25		RPI 26-50		W-L RECORDS		RPI 51-100		RPI 101-150		RPI 150+							
11-1-0		3-0-0		1-1-0		OVERALL		4-0-0		2-0-0		1-0-0							
7-0-0		3-0-0		1-0-0		HOME		1-0-0		1-0-0		1-0-0							
4-1-0		0-0-0		0-1-0		AWAY		3-0-0		1-0-0		0-0-0							
0-0-0		0-0-0		0-0-0		NEUTRAL		0-0-0		0-0-0		0-0-0							
11-1-0		3-0-0		1-1-0		NON-CONFERENCE		4-0-0		2-0-0		1-0-0							
7-0-0		3-0-0		1-0-0		HOME		1-0-0		1-0-0		1-0-0							
4-1-0		0-0-0		0-0-		AWAY		3-0-0		1-0-0		0-0-0							
0-0-0		0-0-0		0-0-0		NEUTRAL		0-0-0		0-0-0		0-0-0							
0-0-0		0-0-0		0-0-0		CONFERENCE		0-0-0		0-0-0		0-0-0							
0-0-0		0-0-0		0-0-0		HOME		0-0-0		0-0-0		0-0-0							
0-0-0		0-0-0		0-0-0		AWAY		0-0-0		0-0-0		0-0-0							
0-0-0		0-0-0		0-0-0		NEUTRAL		0-0-0		0-0-0		0-0-0							
RPI S	Opponent	Score		RPI S	Opponent	Score		RPI S	Opponent	Score		RPI S	Opponent	Score					
3 H	Penn St.	3	1	37 A	Utah	0	1	51 A	UC Irvine	3	2	106 A	Utah St.	1	0				
16 H	Long Beach St.	1	0	41 H	Colorado Col.	2	0	68 A	Arizona	1	0	119 H	Cal Poly	5	1				
24 H	Washington	3	1					75 H	Texas	5	0	297 H	Utah Valley	1	0				
								76 A	Oregon	1	0								
LAST 10 GAMES																			
297 H	Utah Valley	1	0	3 H	Penn St.	3	1												
76 A	Oregon	1	0	75 H	Texas	5	0												
106 A	Utah St.	1	0	41 H	Colorado Col.	2	0												
24 H	Washington	3	1	16 H	Long Beach St.	1	0												
119 H	Cal Poly	5	1	37 A	Utah	0	1												

Non-Div. I Games:

BYU

Average RPI Win:	82	WON-LOST	WINNING	LAST 10	STRENGTH OF	OPP. STRENGTH	TEAM	ADJ	CONF.	ADJ CONF.						
Average RPI Loss:	0	RECORD	PCT. RANK	GAMES	SCHEDULE	OF SCHEDULE	RPI	RPI	RPI	RPI						
DIV. I ONLY		11-0-0	1	1	10-0-0	81	2	4	.69532	5	1	1				
DIV. I NON-CONF.		7-0-0	1	1	6-0-0	146	9	15	.66126	14	1	1				
<hr/>																
TOTALS	RPI 1-25	RPI 26-50		W-L RECORDS		RPI 51-100		RPI 101-150		RPI 150+						
11-0-0	5-0-0	1-0-0		OVERALL		2-0-0		1-0-0		2-0-0						
6-0-0	3-0-0	0-0-0		HOME		1-0-0		0-0-0		2-0-0						
5-0-0	2-0-0	1-0-0		AWAY		1-0-0		1-0-0		0-0-0						
0-0-0	0-0-0	0-0-0		NEUTRAL		0-0-0		0-0-0		0-0-0						
7-0-0	2-0-0	1-0-0		NON-CONFERENCE		2-0-0		0-0-0		2-0-0						
4-0-0	1-0-0	0-0-0		HOME		1-0-0		0-0-0		2-0-0						
3-0-0	1-0-0	1-0-		AWAY		1-0-0		0-0-0		0-0-0						
0-0-0	0-0-0	0-0-0		NEUTRAL		0-0-0		0-0-0		0-0-0						
4-0-0	3-0-0	0-0-0		CONFERENCE		0-0-0		1-0-0		0-0-0						
2-0-0	2-0-0	0-0-0		HOME		0-0-0		0-0-0		0-0-0						
2-0-0	1-0-0	0-0-0		AWAY		0-0-0		1-0-0		0-0-0						
0-0-0	0-0-0	0-0-0		NEUTRAL		0-0-0		0-0-0		0-0-0						
<hr/>																
RPI	S	Opponent	Score		RPI	S	Opponent	Score		RPI	S	Opponent	Score			
6	A	North Carolina	1	0	50	A	Minnesota	3	2	83	A	Arkansas	1	0		
11	H	Florida	1	0						88	H	Cal St. Fullerton	2	1		
12	H	Wake Forest	1	0								209	H	Col. of Charleston	4	0
13	H	Duke	1	0								266	H	Jackson St.	5	0
15	A	UCF	1	0												
<hr/>																
LAST 10 GAMES																
147	A	North Carolina St.	2	0	83	A	Arkansas	1	0							
6	A	North Carolina	1	0	88	H	Cal St. Fullerton	2	1							
266	H	Jackson St.	5	0	209	H	Col. of Charleston	4	0							
12	H	Wake Forest	1	0	11	H	Florida	1	0							
13	H	Duke	1	0	15	A	UCF	1	0							

Non-Div. I Games:

Florida St.

Average RPI Win: 52		WON-LOST	WINNING	LAST 10	STRENGTH OF		OPP. STRENGTH	TEAM	ADJ	CONF.	ADJ CONF.
Average RPI Loss: 18		RECORD	PCT. RANK	GAMES	SCHEDULE		OF SCHEDULE	RPI	RPI	RPI	RPI
DIV. I ONLY		6-3-2	.63636	76	6-2-2		1	18	6	.68339	6
DIV. I NON-CONF.		4-1-1	.75	44	4-0-1		6	14	6	.68909	5
TOTALS		RPI 1-25	RPI 26-50		W-L RECORDS		RPI 51-100		RPI 101-150		RPI 150+
6-3-2		2-3-2	1-0-0		OVERALL		3-0-0		0-0-0		0-0-0
2-1-1		1-1-1	0-0-0		HOME		1-0-0		0-0-0		0-0-0
1-2-1		1-2-1	0-0-0		AWAY		0-0-0		0-0-0		0-0-0
3-0-0		0-0-0	1-0-0		NEUTRAL		2-0-0		0-0-0		0-0-0
4-1-1		1-1-1	1-0-0		NON-CONFERENCE		2-0-0		0-0-0		0-0-0
0-0-1		0-0-1	0-0-0		HOME		0-0-0		0-0-0		0-0-0
1-1-0		1-1-0	0-0-		AWAY		0-0-0		0-0-0		0-0-0
3-0-0		0-0-0	1-0-0		NEUTRAL		2-0-0		0-0-0		0-0-0
2-2-1		1-2-1	0-0-0		CONFERENCE		1-0-0		0-0-0		0-0-0
2-1-0		1-1-0	0-0-0		HOME		1-0-0		0-0-0		0-0-0
0-1-1		0-1-1	0-0-0		AWAY		0-0-0		0-0-0		0-0-0
0-0-0		0-0-0	0-0-0		NEUTRAL		0-0-0		0-0-0		0-0-0
RPI S	Opponent	Score		RPI S	Opponent	Score		RPI S	Opponent	Score	
5 H	Florida St.	0	1	48 N	Marquette	4	0	66 N	San Diego	5	0
11 H	Florida	0	0					67 N	Connecticut	2	0
17 A	Virginia	2	2					91 H	Miami (FL)	6	1
20 A	Notre Dame	1	0								
22 H	Virginia Tech	3	1								
23 A	Portland	0	1								
25 A	Maryland	1	2								
LAST 10 GAMES											
91 H	Miami (FL)	6	1	66 N	San Diego	5	0				
5 H	Florida St.	0	1	48 N	Marquette	4	0				
22 H	Virginia Tech	3	1	20 A	Notre Dame	1	0				
17 A	Virginia	2	2	67 N	Connecticut	2	0				
25 A	Maryland	1	2	11 H	Florida	0	0				

Non-Div. I Games:

North Carolina

Average RPI Win:		90	WON-LOST		WINNING		LAST 10		STRENGTH OF		OPP. STRENGTH		TEAM		ADJ		CONF.		ADJ CONF.				
Average RPI Loss:		1	RECORD		PCT. RANK		GAMES		SCHEDULE		OF SCHEDULE		RPI		RPI		RPI		RPI				
DIV. I ONLY			10-1-1		.875		7	8-1-1		39		10		7	.67968		7	10		10			
DIV. I NON-CONF.			9-1-1		.86364		14	7-1-1		30		10		7	.68724		7	10		10			
TOTALS		RPI 1-25		RPI 26-50		W-L RECORDS		RPI 51-100		RPI 101-150		RPI 150+											
10-1-1		1-1-1		2-0-0		OVERALL		2-0-0		4-0-0		1-0-0											
7-0-0		1-0-0		1-0-0		HOME		2-0-0		2-0-0		1-0-0											
2-0-1		0-0-1		1-0-0		AWAY		0-0-0		1-0-0		0-0-0											
1-1-0		0-1-0		0-0-0		NEUTRAL		0-0-0		1-0-0		0-0-0											
9-1-1		1-1-1		2-0-0		NON-CONFERENCE		2-0-0		4-0-0		0-0-0											
6-0-0		1-0-0		1-0-0		HOME		2-0-0		2-0-0		0-0-0											
2-0-1		0-0-1		1-0-		AWAY		0-0-0		1-0-0		0-0-0											
1-1-0		0-1-0		0-0-0		NEUTRAL		0-0-0		1-0-0		0-0-0											
1-0-0		0-0-0		0-0-0		CONFERENCE		0-0-0		0-0-0		1-0-0											
1-0-0		0-0-0		0-0-0		HOME		0-0-0		0-0-0		1-0-0											
0-0-0		0-0-0		0-0-0		AWAY		0-0-0		0-0-0		0-0-0											
0-0-0		0-0-0		0-0-0		NEUTRAL		0-0-0		0-0-0		0-0-0											
RPI	S	Opponent		Score		RPI	S	Opponent		Score		RPI	S	Opponent		Score		RPI	S	Opponent		Score	
1	N	Stanford		0	1	44	H	Arizona St.		2	0	51	H	UC Irvine		3	2	116	N	Iowa St.		2	1
8	A	Santa Clara		1	1	50	A	Minnesota		1	0	62	H	SMU		1	0	122	H	Seattle		2	0
19	H	Pepperdine		1	0													126	H	Saint Francis (PA)		1	0
																		141	A	UC Santa Barbara		3	1
																		172	H	Nevada		3	0
						LAST 10 GAMES																	
						172	H	Nevada		3	0	116	N	Iowa St.		2	1						
						141	A	UC Santa Barbara		3	1	50	A	Minnesota		1	0						
						51	H	UC Irvine		3	2	19	H	Pepperdine		1	0						
						8	A	Santa Clara		1	1	122	H	Seattle		2	0						
						1	N	Stanford		0	1	126	H	Saint Francis (PA)		1	0						

Non-Div. I Games:

San Diego St.

S
a
n
t
a
C
l
a
r
a

Santa Clara

Average RPI Win:	80	WON-LOST RECORD	WINNING PCT. RANK	LAST 10 GAMES	STRENGTH OF SCHEDULE	OPP. STRENGTH OF SCHEDULE	TEAM RPI	ADJ RPI	CONF. RPI	ADJ CONF. RPI	
Average RPI Loss:	66										
DIV. I ONLY	11-1-1	.88462	5	9-0-1	78	5	11	.66311	9	3	3
DIV. I NON-CONF.	6-1-0	.85714	16	4-0-0	116	2	26	.63856	26	3	3
<hr/>											
TOTALS	RPI 1-25	RPI 26-50		W-L RECORDS	RPI 51-100		RPI 101-150		RPI 150+		
11-1-1	1-0-0	3-0-1		OVERALL	3-1-0		3-0-0		1-0-0		
7-0-0	1-0-0	2-0-0		HOME	1-0-0		2-0-0		1-0-0		
4-1-1	0-0-0	1-0-1		AWAY	2-1-0		1-0-0		0-0-0		
0-0-0	0-0-0	0-0-0		NEUTRAL	0-0-0		0-0-0		0-0-0		
<hr/>											
6-1-0	1-0-0	1-0-0		NON-CONFERENCE	2-1-0		1-0-0		1-0-0		
5-0-0	1-0-0	1-0-0		HOME	1-0-0		1-0-0		1-0-0		
1-1-0	0-0-0	0-0-		AWAY	1-1-0		0-0-0		0-0-0		
0-0-0	0-0-0	0-0-0		NEUTRAL	0-0-0		0-0-0		0-0-0		
<hr/>											
5-0-1	0-0-0	2-0-1		CONFERENCE	1-0-0		2-0-0		0-0-0		
2-0-0	0-0-0	1-0-0		HOME	0-0-0		1-0-0		0-0-0		
3-0-1	0-0-0	1-0-1		AWAY	1-0-0		1-0-0		0-0-0		
0-0-0	0-0-0	0-0-0		NEUTRAL	0-0-0		0-0-0		0-0-0		
<hr/>											
RPI S	Opponent	Score		RPI S	Opponent	Score		RPI S	Opponent	Score	
16 H	Long Beach St.	3 0		31 H	Central Mich.	2 0		51 A	UC Irvine	2 1	
				35 A	Kentucky	2 2		53 H	Rutgers	4 1	
				42 A	Ole Miss	4 0		57 A	LSU	1 0	
				45 H	Auburn	2 0		66 A	San Diego	0 1	
								120 A	Mississippi St.	2 0	
								121 H	South Carolina	2 0	
								139 H	St. Mary's (CA)	1 0	
								201 H	UTSA	2 0	
<hr/>											
				LAST 10 GAMES							
				120 A Mississippi St.		2 0		57 A LSU		1 0	
				35 A Kentucky		2 2		31 H Central Mich.		2 0	
				45 H Auburn		2 0		16 H Long Beach St.		3 0	
				121 H South Carolina		2 0		139 H St. Mary's (CA)		1 0	
				42 A Ole Miss		4 0		53 H Rutgers		4 1	

Non-Div. I Games:

Texas A&M

Average RPI Win: 101		WON-LOST RECORD		WINNING PCT. RANK		LAST 10 GAMES		STRENGTH OF SCHEDULE		OPP. STRENGTH OF SCHEDULE		TEAM RPI		ADJ RPI		CONF. RPI		ADJ CONF. RPI					
DIV. I ONLY		8-2-2		.75		26		6-2-2		13		22		9		.6631		10		1		1	
DIV. I NON-CONF.		6-1-2		.77778		38		4-1-2		24		19		14		.65938		16		1		1	
TOTALS		RPI 1-25		RPI 26-50		W-L RECORDS		RPI 51-100		RPI 101-150		RPI 150+											
8-2-2		1-2-2		0-0-0		OVERALL		4-0-0		1-0-0		2-0-0											
3-0-1		0-0-1		0-0-0		HOME		2-0-0		0-0-0		1-0-0											
5-1-1		1-1-1		0-0-0		AWAY		2-0-0		1-0-0		1-0-0											
0-1-0		0-1-0		0-0-0		NEUTRAL		0-0-0		0-0-0		0-0-0											
6-1-2		0-1-2		0-0-0		NON-CONFERENCE		3-0-0		1-0-0		2-0-0											
2-0-1		0-0-1		0-0-0		HOME		1-0-0		0-0-0		1-0-0											
4-0-1		0-0-1		0-0-		AWAY		2-0-0		1-0-0		1-0-0											
0-1-0		0-1-0		0-0-0		NEUTRAL		0-0-0		0-0-0		0-0-0											
2-1-0		1-1-0		0-0-0		CONFERENCE		1-0-0		0-0-0		0-0-0											
1-0-0		0-0-0		0-0-0		HOME		1-0-0		0-0-0		0-0-0											
1-1-0		1-1-0		0-0-0		AWAY		0-0-0		0-0-0		0-0-0											
0-0-0		0-0-0		0-0-0		NEUTRAL		0-0-0		0-0-0		0-0-0											
RPI	S	Opponent		Score		RPI	S	Opponent		Score		RPI	S	Opponent		Score							
1	A	Stanford		1	1			67	A	Connecticut		4	3	103	A	Boston U.		3	1				
12	A	Wake Forest		0	2			84	A	Harvard		8	1	162	A	Pacific		3	0				
15	H	UCF		2	2			86	H	Clemson		5	1	197	H	Northeastern		2	0				
19	N	Pepperdine		0	1			89	H	Providence		3	0										
22	A	Virginia Tech		2	1																		
LAST 10 GAMES																							
19	N	Pepperdine		0	1	15	H	UCF		2	2												
22	A	Virginia Tech		2	1	197	H	Northeastern		2	0												
12	A	Wake Forest		0	2	162	A	Pacific		3	0												
84	A	Harvard		8	1	1	A	Stanford		1	1												
86	H	Clemson		5	1	103	A	Boston U.		3	1												

Non-Div. I Games:

Boston College

Average RPI Win: 58		WON-LOST	WINNING	LAST 10	STRENGTH OF		OPP. STRENGTH	TEAM	ADJ	CONF.	ADJ CONF.
Average RPI Loss: 44		RECORD	PCT. RANK	GAMES	SCHEDULE		OF SCHEDULE	RPI	RPI	RPI	RPI
DIV. I ONLY		8-3-1	.70833	45	8-2-0		7	9	10	.66244	11
DIV. I NON-CONF.		3-2-1	.58333	116	3-1-0		5	16	21	.64637	21
TOTALS		RPI 1-25	RPI 26-50		W-L RECORDS		RPI 51-100		RPI 101-150		RPI 150+
8-3-1		2-1-1	2-1-0		OVERALL		3-1-0		1-0-0		0-0-0
6-1-0		1-0-0	1-0-0		HOME		3-1-0		1-0-0		0-0-0
1-2-1		0-1-1	1-1-0		AWAY		0-0-0		0-0-0		0-0-0
1-0-0		1-0-0	0-0-0		NEUTRAL		0-0-0		0-0-0		0-0-0
3-2-1		1-1-1	0-0-0		NON-CONFERENCE		1-1-0		1-0-0		0-0-0
2-1-0		0-0-0	0-0-0		HOME		1-1-0		1-0-0		0-0-0
0-1-1		0-1-1	0-0-		AWAY		0-0-0		0-0-0		0-0-0
1-0-0		1-0-0	0-0-0		NEUTRAL		0-0-0		0-0-0		0-0-0
5-1-0		1-0-0	2-1-0		CONFERENCE		2-0-0		0-0-0		0-0-0
4-0-0		1-0-0	1-0-0		HOME		2-0-0		0-0-0		0-0-0
1-1-0		0-0-0	1-1-0		AWAY		0-0-0		0-0-0		0-0-0
0-0-0		0-0-0	0-0-0		NEUTRAL		0-0-0		0-0-0		0-0-0
RPI S	Opponent	Score		RPI S	Opponent	Score		RPI S	Opponent	Score	
5 A	Florida St.	0	1	35 A	Kentucky	1	2	70 H	Georgia	4	1
6 A	North Carolina	0	0	42 H	Ole Miss	3	1	81 H	New Mexico	3	2
13 N	Duke	3	2	45 A	Auburn	2	1	83 H	Arkansas	4	0
18 H	Tennessee	2	1					91 H	Miami (FL)	1	4
				LAST 10 GAMES							
				83 H	Arkansas	4	0	35 A	Kentucky	1	2
				42 H	Ole Miss	3	1	81 H	New Mexico	3	2
				70 H	Georgia	4	1	113 H	FIU	3	0
				18 H	Tennessee	2	1	5 A	Florida St.	0	1
				45 A	Auburn	2	1	13 N	Duke	3	2

Non-Div. I Games:

Florida

Average RPI Win: 74		WON-LOST RECORD		WINNING PCT. RANK		LAST 10 GAMES		STRENGTH OF SCHEDULE		OPP. STRENGTH OF SCHEDULE		TEAM RPI		ADJ RPI		CONF. RPI		ADJ CONF. RPI	
DIV. I ONLY		9-3-1		.73077 35		8-2-0		14		26		13		.66212 12		1		1	
DIV. I NON-CONF.		6-1-1		.8125 27		5-0-0		34		26		17		.66042 15		1		1	
TOTALS		RPI 1-25		RPI 26-50		W-L RECORDS		RPI 51-100		RPI 101-150		RPI 150+							
9-3-1		1-2-0		1-0-0		OVERALL		6-1-1		0-0-0		1-0-0							
4-2-0		1-1-0		1-0-0		HOME		2-1-0		0-0-0		0-0-0							
3-1-0		0-1-0		0-0-0		AWAY		3-0-0		0-0-0		0-0-0							
2-0-1		0-0-0		0-0-0		NEUTRAL		1-0-1		0-0-0		1-0-0							
6-1-1		0-0-0		1-0-0		NON-CONFERENCE		4-1-1		0-0-0		1-0-0							
2-1-0		0-0-0		1-0-0		HOME		1-1-0		0-0-0		0-0-0							
2-0-0		0-0-0		0-0-		AWAY		2-0-0		0-0-0		0-0-0							
2-0-1		0-0-0		0-0-0		NEUTRAL		1-0-1		0-0-0		1-0-0							
3-2-0		1-2-0		0-0-0		CONFERENCE		2-0-0		0-0-0		0-0-0							
2-1-0		1-1-0		0-0-0		HOME		1-0-0		0-0-0		0-0-0							
1-1-0		0-1-0		0-0-0		AWAY		1-0-0		0-0-0		0-0-0							
0-0-0		0-0-0		0-0-0		NEUTRAL		0-0-0		0-0-0		0-0-0							
RPI	S	Opponent		Score		RPI	S	Opponent		Score		RPI	S	Opponent		Score			
5	A	Florida St.		0	1	32	H	Illinois		1	0	52	N	UNC Wilmington		0	0		
10	H	Boston College		2	0							69	A	Princeton		2	1		
25	H	Maryland		1	2							72	A	Charlotte		2	0		
												74	N	Hofstra		2	1		
												77	H	Massachusetts		1	0		
												86	H	Clemson		4	0		
												91	A	Miami (FL)		1	0		
												99	H	UNC Greensboro		0	1		
LAST 10 GAMES																			
						86	H	Clemson		4	0	32	H	Illinois		1	0		
						25	H	Maryland		1	2	77	H	Massachusetts		1	0		
						10	H	Boston College		2	0	74	N	Hofstra		2	1		
						5	A	Florida St.		0	1	69	A	Princeton		2	1		
						91	A	Miami (FL)		1	0	72	A	Charlotte		2	0		

Non-Div. I Games:

Wake Forest

Average RPI Win:		94	WON-LOST		WINNING		LAST 10		STRENGTH OF		OPP. STRENGTH		TEAM	ADJ		CONF.	ADJ CONF.							
Average RPI Loss:		11	RECORD		PCT. RANK		GAMES		SCHEDULE		OF SCHEDULE		RPI	RPI		RPI	RPI							
DIV. I ONLY			8-3-1		.70833		45		6-3-1		4		42		12		.66016		13		1		1	
DIV. I NON-CONF.			6-1-0		.85714		16		4-1-0		22		59		10		.67733		9		1		1	
TOTALS		RPI 1-25		RPI 26-50				W-L RECORDS				RPI 51-100				RPI 101-150				RPI 150+				
8-3-1		0-3-1		2-0-0				OVERALL				4-0-0				1-0-0				1-0-0				
4-0-1		0-0-1		1-0-0				HOME				2-0-0				0-0-0				1-0-0				
3-2-0		0-2-0		0-0-0				AWAY				2-0-0				1-0-0				0-0-0				
1-1-0		0-1-0		1-0-0				NEUTRAL				0-0-0				0-0-0				0-0-0				
6-1-0		0-1-0		2-0-0				NON-CONFERENCE				2-0-0				1-0-0				1-0-0				
3-0-0		0-0-0		1-0-0				HOME				1-0-0				0-0-0				1-0-0				
2-0-0		0-0-0		0-0-				AWAY				1-0-0				1-0-0				0-0-0				
1-1-0		0-1-0		1-0-0				NEUTRAL				0-0-0				0-0-0				0-0-0				
2-2-1		0-2-1		0-0-0				CONFERENCE				2-0-0				0-0-0				0-0-0				
1-0-1		0-0-1		0-0-0				HOME				1-0-0				0-0-0				0-0-0				
1-2-0		0-2-0		0-0-0				AWAY				1-0-0				0-0-0				0-0-0				
0-0-0		0-0-0		0-0-0				NEUTRAL				0-0-0				0-0-0				0-0-0				
RPI	S	Opponent		Score		RPI	S	Opponent		Score		RPI	S	Opponent		Score		RPI	S	Opponent		Score		
5	A	Florida St.		0	1	34	N	Washington St.		4	0	64	A	William & Mary		4	1	105	A	Southern California		2	1	
11	N	Florida		2	3	48	H	Marquette		5	2	66	H	San Diego		4	1	256	H	Elon		8	0	
17	A	Virginia		0	1							86	H	Clemson		3	0							
25	H	Maryland		2	2							91	A	Miami (FL)		3	2							
LAST 10 GAMES																								
		17 A Virginia		0	1			48 H Marquette		5	2													
		86 H Clemson		3	0			66 H San Diego		4	1													
		25 H Maryland		2	2			34 N Washington St.		4	0													
		91 A Miami (FL)		3	2			105 A Southern California		2	1													
		5 A Florida St.		0	1			11 N Florida		2	3													

Non-Div. I Games:

Duke

Average RPI Win: 82		WON-LOST RECORD		WINNING PCT. RANK		LAST 10 GAMES		STRENGTH OF SCHEDULE		OPP. STRENGTH OF SCHEDULE		TEAM RPI		ADJ RPI		CONF. RPI		ADJ CONF. RPI	
Average RPI Loss: 27																			
DIV. I ONLY		10-2-0		.83333 11		8-2-0		61		6		14		.65502 14		3		3	
DIV. I NON-CONF.		5-1-0		.83333 20		3-1-0		59		17		20		.65059 20		3		3	
TOTALS		RPI 1-25		RPI 26-50		W-L RECORDS		RPI 51-100		RPI 101-150		RPI 150+							
10-2-0		0-1-0		5-1-0		OVERALL		2-0-0		2-0-0		1-0-0							
6-0-0		0-0-0		3-0-0		HOME		1-0-0		1-0-0		1-0-0							
4-2-0		0-1-0		2-1-0		AWAY		1-0-0		1-0-0		0-0-0							
0-0-0		0-0-0		0-0-0		NEUTRAL		0-0-0		0-0-0		0-0-0							
5-1-0		0-0-0		3-1-0		NON-CONFERENCE		0-0-0		1-0-0		1-0-0							
4-0-0		0-0-0		2-0-0		HOME		0-0-0		1-0-0		1-0-0							
1-1-0		0-0-0		1-0-		AWAY		0-0-0		0-0-0		0-0-0							
0-0-0		0-0-0		0-0-0		NEUTRAL		0-0-0		0-0-0		0-0-0							
5-1-0		0-1-0		2-0-0		CONFERENCE		2-0-0		1-0-0		0-0-0							
2-0-0		0-0-0		1-0-0		HOME		1-0-0		0-0-0		0-0-0							
3-1-0		0-1-0		1-0-0		AWAY		1-0-0		1-0-0		0-0-0							
0-0-0		0-0-0		0-0-0		NEUTRAL		0-0-0		0-0-0		0-0-0							
RPI S	Opponent	Score		RPI S	Opponent	Score		RPI S	Opponent	Score		RPI S	Opponent	Score					
18 A	Tennessee	0 1		28 H	Memphis	5 1		59 H	Vanderbilt	2 0		121 A	South Carolina	1 0					
				36 A	Ohio St.	0 1		70 A	Georgia	2 1		141 H	UC Santa Barbara	2 0					
				40 A	California	3 2						225 H	Tennessee Tech	2 0					
				42 H	Ole Miss	2 1													
				44 H	Arizona St.	4 1													
				45 A	Auburn	2 0													
				LAST 10 GAMES															
	18 A	Tennessee	0 1		45 A	Auburn	2 0		36 A	Ohio St.	0 1		225 H	Tennessee Tech	2 0				
	70 A	Georgia	2 1						44 H	Arizona St.	4 1		40 A	California	3 2				
	59 H	Vanderbilt	2 0																
	42 H	Ole Miss	2 1																
	121 A	South Carolina	1 0																

Non-Div. I Games:

Missouri

Average RPI Win: 111		WON-LOST RECORD		WINNING PCT. RANK		LAST 10 GAMES		STRENGTH OF SCHEDULE		OPP. STRENGTH OF SCHEDULE		TEAM RPI		ADJ RPI		CONF. RPI		ADJ CONF. RPI	
DIV. I ONLY		9-2-1		.79167 20		7-2-1		31		40		15		.65305 15		8		8	
DIV. I NON-CONF.		6-1-1		.8125 27		4-1-1		10		31		4		.68907 6		8		8	
TOTALS		RPI 1-25		RPI 26-50		W-L RECORDS		RPI 51-100		RPI 101-150		RPI 150+							
9-2-1		0-1-1		0-1-0		OVERALL		6-0-0		1-0-0		2-0-0							
6-1-0		0-1-0		0-0-0		HOME		4-0-0		1-0-0		1-0-0							
3-1-1		0-0-1		0-1-0		AWAY		2-0-0		0-0-0		1-0-0							
0-0-0		0-0-0		0-0-0		NEUTRAL		0-0-0		0-0-0		0-0-0							
6-1-1		0-1-1		0-0-0		NON-CONFERENCE		5-0-0		0-0-0		1-0-0							
4-1-0		0-1-0		0-0-0		HOME		3-0-0		0-0-0		1-0-0							
2-0-1		0-0-1		0-0-		AWAY		2-0-0		0-0-0		0-0-0							
0-0-0		0-0-0		0-0-0		NEUTRAL		0-0-0		0-0-0		0-0-0							
3-1-0		0-0-0		0-1-0		CONFERENCE		1-0-0		1-0-0		1-0-0							
2-0-0		0-0-0		0-0-0		HOME		1-0-0		1-0-0		0-0-0							
1-1-0		0-0-0		0-1-0		AWAY		0-0-0		0-0-0		1-0-0							
0-0-0		0-0-0		0-0-0		NEUTRAL		0-0-0		0-0-0		0-0-0							
RPI S	Opponent		Score		RPI S	Opponent		Score		RPI S	Opponent		Score		RPI S	Opponent		Score	
5 H	Florida St.		0	1	28 A	Memphis		1	2	60 H	Dartmouth		2 0	114 H	Houston		2 0		
10 A	Boston College		2	2						70 H	Georgia		1 0	174 H	North Florida		3 1		
										73 A	Fla. Gulf Coast		4 0	239 A	UAB		6 0		
										80 H	Rice		1 0						
										91 H	Miami (FL)		1 0						
										96 A	South Fla.		3 1						
				LAST 10 GAMES															
					80 H	Rice		1 0	10 A	Boston College		2 2							
					114 H	Houston		2 0	70 H	Georgia		1 0							
					239 A	UAB		6 0	60 H	Dartmouth		2 0							
					28 A	Memphis		1 2	91 H	Miami (FL)		1 0							
					174 H	North Florida		3 1	5 H	Florida St.		0 1							

Non-Div. I Games:

UCF

Average RPI Win:		95	WON-LOST RECORD		WINNING PCT. RANK		LAST 10 GAMES		STRENGTH OF SCHEDULE		OPP. STRENGTH OF SCHEDULE		TEAM RPI		ADJ RPI		CONF. RPI		ADJ CONF. RPI				
Average RPI Loss:		37	8-4-0		.66667	65	6-4-0		5		55		18		.64936		16	9		9			
DIV. I ONLY			7-3-0		.7	63	5-3-0		2		38		8		.68576		8	9		9			
DIV. I NON-CONF.																							
TOTALS		RPI 1-25		RPI 26-50		W-L RECORDS		RPI 51-100		RPI 101-150		RPI 150+											
8-4-0		1-2-0		1-1-0		OVERALL		3-1-0		1-0-0		2-0-0											
5-0-0		1-0-0		1-0-0		HOME		2-0-0		1-0-0		0-0-0											
1-3-0		0-2-0		0-0-0		AWAY		0-1-0		0-0-0		1-0-0											
2-1-0		0-0-0		0-1-0		NEUTRAL		1-0-0		0-0-0		1-0-0											
7-3-0		1-2-0		1-1-0		NON-CONFERENCE		3-0-0		1-0-0		1-0-0											
5-0-0		1-0-0		1-0-0		HOME		2-0-0		1-0-0		0-0-0											
0-2-0		0-2-0		0-0-		AWAY		0-0-0		0-0-0		0-0-0											
2-1-0		0-0-0		0-1-0		NEUTRAL		1-0-0		0-0-0		0-0-0											
1-1-0		0-0-0		0-0-0		CONFERENCE		0-1-0		0-0-0		1-0-0											
0-0-0		0-0-0		0-0-0		HOME		0-0-0		0-0-0		0-0-0											
1-1-0		0-0-0		0-0-0		AWAY		0-1-0		0-0-0		1-0-0											
0-0-0		0-0-0		0-0-0		NEUTRAL		0-0-0		0-0-0		0-0-0											
RPI	S	Opponent		Score		RPI	S	Opponent		Score		RPI	S	Opponent		Score		RPI	S	Opponent		Score	
4	A	BYU		0	1	29	H	Michigan		2	1	65	N	North Texas		3	2	126	H	Saint Francis (PA)		2	0
9	A	Texas A&M		0	3	47	N	Texas Tech		2	3	66	H	San Diego		1	0	167	N	Army		2	0
21	H	Baylor		2	1							68	H	Arizona		2	1	218	A	UC Riverside		5	1
												88	A	Cal St. Fullerton		1	2						
LAST 10 GAMES																							
		88 A Cal St. Fullerton		1	2			65 N North Texas		3	2			9 A Texas A&M		0	3						
		218 A UC Riverside		5	1			29 H Michigan		2	1			4 A BYU		0	1						
		66 H San Diego		1	0			21 H Baylor		2	1												
		167 N Army		2	0																		
		47 N Texas Tech		2	3																		

Non-Div. I Games:

Long Beach St.

Average RPI Win:	116	WON-LOST	WINNING	LAST 10	STRENGTH OF	OPP. STRENGTH	TEAM	ADJ	CONF.	ADJ CONF.				
Average RPI Loss:	14	RECORD	PCT. RANK	GAMES	SCHEDULE	OF SCHEDULE	RPI	RPI	RPI	RPI				
DIV. I ONLY		10-2-1	.80769	15	8-1-1	45	20	16	.64912	17	1	1		
DIV. I NON-CONF.		7-1-0	.875	11	5-0-0	52	50	18	.65478	18	1	1		
<hr/>														
TOTALS	RPI 1-25	RPI 26-50		W-L RECORDS		RPI 51-100		RPI 101-150		RPI 150+				
10-2-1	1-2-1	0-0-0		OVERALL		4-0-0		2-0-0		3-0-0				
7-1-1	1-1-1	0-0-0		HOME		1-0-0		2-0-0		3-0-0				
2-1-0	0-1-0	0-0-0		AWAY		2-0-0		0-0-0		0-0-0				
1-0-0	0-0-0	0-0-0		NEUTRAL		1-0-0		0-0-0		0-0-0				
<hr/>														
7-1-0	0-1-0	0-0-0		NON-CONFERENCE		3-0-0		1-0-0		3-0-0				
5-1-0	0-1-0	0-0-0		HOME		1-0-0		1-0-0		3-0-0				
1-0-0	0-0-0	0-0-		AWAY		1-0-0		0-0-0		0-0-0				
1-0-0	0-0-0	0-0-0		NEUTRAL		1-0-0		0-0-0		0-0-0				
<hr/>														
3-1-1	1-1-1	0-0-0		CONFERENCE		1-0-0		1-0-0		0-0-0				
2-0-1	1-0-1	0-0-0		HOME		0-0-0		1-0-0		0-0-0				
1-1-0	0-1-0	0-0-0		AWAY		1-0-0		0-0-0		0-0-0				
0-0-0	0-0-0	0-0-0		NEUTRAL		0-0-0		0-0-0		0-0-0				
<hr/>														
RPI	S	Opponent	Score		RPI	S	Opponent	Score		RPI	S	Opponent	Score	
3	H	Penn St.	1	3						147	H	North Carolina St.	4	0
6	H	North Carolina	2	2						150	H	George Mason	3	0
13	H	Duke	1	0						166	H	Radford	5	0
25	A	Maryland	1	3						192	H	James Madison	4	1
										214	H	Liberty	3	0
<hr/>														
LAST 10 GAMES														
					13	H	Duke	1	0	192	H	James Madison	4	1
					25	A	Maryland	1	3	150	H	George Mason	3	0
					86	A	Clemson	1	0	62	N	SMU	2	1
					6	H	North Carolina	2	2	75	A	Texas	3	0
					147	H	North Carolina St.	4	0	52	H	UNC Wilmington	2	0

Non-Div. I Games:

Virginia

Average RPI Win:		99	WON-LOST RECORD		WINNING PCT. RANK		LAST 10 GAMES		STRENGTH OF SCHEDULE		OPP. STRENGTH OF SCHEDULE		TEAM RPI		ADJ RPI		CONF. RPI		ADJ CONF. RPI					
DIV. I ONLY			8-3-2		.69231		55		5-3-2		9		58		17		.64452		18		3		3	
DIV. I NON-CONF.			5-1-1		.78571		34		2-1-1		11		94		11		.6686		12		3		3	
TOTALS		RPI 1-25		RPI 26-50		W-L RECORDS		RPI 51-100		RPI 101-150		RPI 150+												
8-3-2		1-2-0		1-0-0		OVERALL		2-1-2		3-0-0		1-0-0												
5-1-1		1-0-0		1-0-0		HOME		2-1-1		1-0-0		0-0-0												
3-2-1		0-2-0		0-0-0		AWAY		0-0-1		2-0-0		1-0-0												
0-0-0		0-0-0		0-0-0		NEUTRAL		0-0-0		0-0-0		0-0-0												
5-1-1		0-1-0		0-0-0		NON-CONFERENCE		2-0-1		2-0-0		1-0-0												
3-0-0		0-0-0		0-0-0		HOME		2-0-0		1-0-0		0-0-0												
2-1-1		0-1-0		0-0-		AWAY		0-0-1		1-0-0		1-0-0												
0-0-0		0-0-0		0-0-0		NEUTRAL		0-0-0		0-0-0		0-0-0												
3-2-1		1-1-0		1-0-0		CONFERENCE		0-1-1		1-0-0		0-0-0												
2-1-1		1-0-0		1-0-0		HOME		0-1-1		0-0-0		0-0-0												
1-1-0		0-1-0		0-0-0		AWAY		0-0-0		1-0-0		0-0-0												
0-0-0		0-0-0		0-0-0		NEUTRAL		0-0-0		0-0-0		0-0-0												
RPI	S	Opponent		Score		RPI	S	Opponent		Score		RPI	S	Opponent		Score								
2	A	UCLA		0	1	49	H	Alabama		2	1	55	A	Cal St. Northridge		0	0							
11	A	Florida		1	2							59	H	Vanderbilt		1	1							
14	H	Missouri		1	0							64	H	William & Mary		1	0							
												83	H	Arkansas		0	1							
												87	H	Samford		4	0							

Average RPI Win: 77		WON-LOST	WINNING	LAST 10	STRENGTH OF		OPP. STRENGTH	TEAM	ADJ	CONF.	ADJ CONF.
Average RPI Loss: 18		RECORD	PCT. RANK	GAMES	SCHEDULE		OF SCHEDULE	RPI	RPI	RPI	RPI
DIV. I ONLY		9-3-0	.75	26	7-3-0		55	4	25	.64224	19
DIV. I NON-CONF.		8-3-0	.72727	53	7-3-0		44	8	25	.64239	23
TOTALS		RPI 1-25	RPI 26-50		W-L RECORDS		RPI 51-100		RPI 101-150		RPI 150+
9-3-0		1-2-0	1-1-0		OVERALL		5-0-0		1-0-0		1-0-0
5-0-0		0-0-0	1-0-0		HOME		2-0-0		1-0-0		1-0-0
1-3-0		0-2-0	0-1-0		AWAY		1-0-0		0-0-0		0-0-0
3-0-0		1-0-0	0-0-0		NEUTRAL		2-0-0		0-0-0		0-0-0
8-3-0		1-2-0	1-1-0		NON-CONFERENCE		4-0-0		1-0-0		1-0-0
4-0-0		0-0-0	1-0-0		HOME		1-0-0		1-0-0		1-0-0
1-3-0		0-2-0	0-0-		AWAY		1-0-0		0-0-0		0-0-0
3-0-0		1-0-0	0-0-0		NEUTRAL		2-0-0		0-0-0		0-0-0
1-0-0		0-0-0	0-0-0		CONFERENCE		1-0-0		0-0-0		0-0-0
1-0-0		0-0-0	0-0-0		HOME		1-0-0		0-0-0		0-0-0
0-0-0		0-0-0	0-0-0		AWAY		0-0-0		0-0-0		0-0-0
0-0-0		0-0-0	0-0-0		NEUTRAL		0-0-0		0-0-0		0-0-0
RPI S	Opponent	Score		RPI S	Opponent	Score		RPI S	Opponent	Score	
2 A	UCLA	0	4	44 A	Arizona St.	0	1	51 N	UC Irvine	4	0
7 A	San Diego St.	0	1	45 H	Auburn	2	1	60 A	Dartmouth	1	0
10 N	Boston College	1	0					66 H	San Diego	4	2
								68 N	Arizona	2	1
								94 H	Indiana	5	0
				LAST 10 GAMES							
60 A	Dartmouth	1	0	44 A	Arizona St.	0	1	68 N	Arizona	2	1
10 N	Boston College	1	0	68 N	Arizona	2	1	94 H	Indiana	5	0
141 H	UC Santa Barbara	2	0	94 H	Indiana	5	0	7 A	San Diego St.	0	1
2 A	UCLA	0	4	7 A	San Diego St.	0	1	162 H	Pacific	3	2
51 N	UC Irvine	4	0	162 H	Pacific	3	2				

Non-Div. I Games:

Pepperdine

N
o
t
r
e
D
a
m
e

Notre Dame

B
a
y
l
o
r

Baylor

[illegible]

Non-Div. I Games:

Virginia Tech

Average RPI Win:		90	WON-LOST RECORD		WINNING PCT. RANK		LAST 10 GAMES		STRENGTH OF SCHEDULE		OPP. STRENGTH OF SCHEDULE		TEAM RPI	ADJ RPI		CONF. RPI	ADJ CONF. RPI	
DIV. I ONLY			6-2-2		.7	54	6-2-2		25		28		23	.63888		23	5	5
DIV. I NON-CONF.			6-2-2		.7	63	6-2-2		25		20		23	.63888		25	5	5
TOTALS		RPI 1-25		RPI 26-50		W-L RECORDS		RPI 51-100		RPI 101-150		RPI 150+						
6-2-2		1-0-1		0-2-0		OVERALL		1-0-1		4-0-0		0-0-0						
3-2-2		1-0-1		0-2-0		HOME		1-0-1		1-0-0		0-0-0						
1-0-0		0-0-0		0-0-0		AWAY		0-0-0		1-0-0		0-0-0						
2-0-0		0-0-0		0-0-0		NEUTRAL		0-0-0		2-0-0		0-0-0						
6-2-2		1-0-1		0-2-0		NON-CONFERENCE		1-0-1		4-0-0		0-0-0						
3-2-2		1-0-1		0-2-0		HOME		1-0-1		1-0-0		0-0-0						
1-0-0		0-0-0		0-0-		AWAY		0-0-0		1-0-0		0-0-0						
2-0-0		0-0-0		0-0-0		NEUTRAL		0-0-0		2-0-0		0-0-0						
0-0-0		0-0-0		0-0-0		CONFERENCE		0-0-0		0-0-0		0-0-0						
0-0-0		0-0-0		0-0-0		HOME		0-0-0		0-0-0		0-0-0						
0-0-0		0-0-0		0-0-0		AWAY		0-0-0		0-0-0		0-0-0						
0-0-0		0-0-0		0-0-0		NEUTRAL		0-0-0		0-0-0		0-0-0						
RPI	S	Opponent		Score		RPI	S	Opponent		Score		RPI	S	Opponent		Score		
6	H	North Carolina		1	0	27	H	Denver		1	3	55	H	Cal St. Northridge		1	1	
20	H	Notre Dame		1	1	33	H	Oregon St.		0	1	76	H	Oregon		2	0	

Average RPI Win:		95	WON-LOST RECORD		WINNING PCT. RANK	LAST 10 GAMES		STRENGTH OF SCHEDULE		OPP. STRENGTH OF SCHEDULE	TEAM RPI	ADJ RPI	CONF. RPI	ADJ CONF. RPI			
DIV. I ONLY			8-3-1		.70833	45	6-3-1		15	76	20	.63861	24	2	2		
DIV. I NON-CONF.			7-1-1		.83333	20	5-1-1		12	72	9	.67674	10	2	2		
<hr/>																	
TOTALS		RPI 1-25		RPI 26-50		W-L RECORDS		RPI 51-100		RPI 101-150		RPI 150+					
8-3-1		1-1-0		0-1-0		OVERALL		2-0-0		5-1-1		0-0-0					
3-0-0		1-0-0		0-0-0		HOME		0-0-0		2-0-0		0-0-0					
5-3-1		0-1-0		0-1-0		AWAY		2-0-0		3-1-1		0-0-0					
0-0-0		0-0-0		0-0-0		NEUTRAL		0-0-0		0-0-0		0-0-0					
7-1-1		1-1-0		0-0-0		NON-CONFERENCE		1-0-0		5-0-1		0-0-0					
3-0-0		1-0-0		0-0-0		HOME		0-0-0		2-0-0		0-0-0					
4-1-1		0-1-0		0-0-		AWAY		1-0-0		3-0-1		0-0-0					
0-0-0		0-0-0		0-0-0		NEUTRAL		0-0-0		0-0-0		0-0-0					
1-2-0		0-0-0		0-1-0		CONFERENCE		1-0-0		0-1-0		0-0-0					
0-0-0		0-0-0		0-0-0		HOME		0-0-0		0-0-0		0-0-0					
1-2-0		0-0-0		0-1-0		AWAY		1-0-0		0-1-0		0-0-0					
0-0-0		0-0-0		0-0-0		NEUTRAL		0-0-0		0-0-0		0-0-0					
RPI	S	Opponent		Score		RPI	S	Opponent		Score		RPI	S	Opponent		Score	
4	A	BYU		1	3	37	A	Utah		0	2	54	A	Colorado		2	1
20	H	Notre Dame		3	0							93	A	Syracuse		2	1
														101 A Colgate		3	0
														104 H La Salle		2	0
														105 A Southern California		0	1
														106 A Utah St.		1	1
														122 A Seattle		2	0
														124 H Fresno St.		3	1
														138 A Gonzaga		1	0
<hr/>																	
LAST 10 GAMES																	
		37 A Utah		0	2			20 H Notre Dame		3	0						
		54 A Colorado		2	1			138 A Gonzaga		1	0						
		105 A Southern California		0	1			124 H Fresno St.		3	1						
		4 A BYU		1	3			104 H La Salle		2	0						
		106 A Utah St.		1	1			93 A Syracuse		2	1						

Non-Div. I Games:

Washington

Average RPI Win:	84	WON-LOST	WINNING	LAST 10	STRENGTH OF	OPP. STRENGTH	TEAM	ADJ	CONF.	ADJ CONF.	
Average RPI Loss:	55	RECORD	PCT. RANK	GAMES	SCHEDULE	OF SCHEDULE	RPI	RPI	RPI	RPI	
DIV. I ONLY	8-3-2	.69231	55	7-2-1	24	19	21	.63828	25	1	1
DIV. I NON-CONF.	4-2-1	.64286	88	3-1-0	86	58	65	.57169	63	1	1
<hr/>											
TOTALS	RPI 1-25	RPI 26-50		W-L RECORDS		RPI 51-100		RPI 101-150		RPI 150+	
8-3-2	3-1-1	1-1-0		OVERALL		1-0-0		2-1-1		1-0-0	
4-1-0	2-0-0	0-0-0		HOME		1-0-0		0-1-0		1-0-0	
4-2-2	1-1-1	1-1-0		AWAY		0-0-0		2-0-1		0-0-0	
0-0-0	0-0-0	0-0-0		NEUTRAL		0-0-0		0-0-0		0-0-0	
<hr/>											
4-2-1	0-0-0	1-1-0		NON-CONFERENCE		0-0-0		2-1-1		1-0-0	
1-1-0	0-0-0	0-0-0		HOME		0-0-0		0-1-0		1-0-0	
3-1-1	0-0-0	1-0-		AWAY		0-0-0		2-0-1		0-0-0	
0-0-0	0-0-0	0-0-0		NEUTRAL		0-0-0		0-0-0		0-0-0	
<hr/>											
4-1-1	3-1-1	0-0-0		CONFERENCE		1-0-0		0-0-0		0-0-0	
3-0-0	2-0-0	0-0-0		HOME		1-0-0		0-0-0		0-0-0	
1-1-1	1-1-1	0-0-0		AWAY		0-0-0		0-0-0		0-0-0	
0-0-0	0-0-0	0-0-0		NEUTRAL		0-0-0		0-0-0		0-0-0	
<hr/>											
RPI S	Opponent	Score		RPI S	Opponent	Score		RPI S	Opponent	Score	
6 H	North Carolina	2	1	36 A	Ohio St.	0	1	86 H	Clemson	4	1
12 A	Wake Forest	2	1	49 A	Alabama	2	1	108 H	Fordham	0	1
13 A	Duke	2	2					109 A	Navy	3	0
17 H	Virginia	3	1					117 A	Villanova	0	0
22 A	Virginia Tech	0	1					150 A	George Mason	3	1
								240 H	Towson	5	0
<hr/>											
LAST 10 GAMES											
22 A	Virginia Tech	0	1	6 H	North Carolina	2	1				
17 H	Virginia	3	1	108 H	Fordham	0	1				
12 A	Wake Forest	2	1	49 A	Alabama	2	1				
13 A	Duke	2	2	240 H	Towson	5	0				
86 H	Clemson	4	1	150 A	George Mason	3	1				

Non-Div. I Games:

Maryland

Average RPI Win:		144	WON-LOST RECORD		WINNING PCT. RANK		LAST 10 GAMES		STRENGTH OF SCHEDULE		OPP. STRENGTH OF SCHEDULE		TEAM RPI	ADJ RPI		CONF. RPI	ADJ CONF. RPI					
DIV. I ONLY			11-1-1		.88462		5		8-1-1		96		51		26	.63486		26	7	7		
DIV. I NON-CONF.			6-1-1		.8125		27		3-1-1		92		54		37	.61231		37	7	7		
TOTALS		RPI 1-25			RPI 26-50			W-L RECORDS			RPI 51-100			RPI 101-150			RPI 150+					
11-1-1		0-1-1			0-0-0			OVERALL			4-0-0			3-0-0			4-0-0					
6-0-0		0-0-0			0-0-0			HOME			2-0-0			1-0-0			3-0-0					
4-1-0		0-1-0			0-0-0			AWAY			1-0-0			2-0-0			1-0-0					
1-0-1		0-0-1			0-0-0			NEUTRAL			1-0-0			0-0-0			0-0-0					
6-1-1		0-1-1			0-0-0			NON-CONFERENCE			1-0-0			1-0-0			4-0-0					
3-0-0		0-0-0			0-0-0			HOME			0-0-0			0-0-0			3-0-0					
2-1-0		0-1-0			0-0-			AWAY			0-0-0			1-0-0			1-0-0					
1-0-1		0-0-1			0-0-0			NEUTRAL			1-0-0			0-0-0			0-0-0					
5-0-0		0-0-0			0-0-0			CONFERENCE			3-0-0			2-0-0			0-0-0					
3-0-0		0-0-0			0-0-0			HOME			2-0-0			1-0-0			0-0-0					
2-0-0		0-0-0			0-0-0			AWAY			1-0-0			1-0-0			0-0-0					
0-0-0		0-0-0			0-0-0			NEUTRAL			0-0-0			0-0-0			0-0-0					
RPI	S	Opponent			Score		RPI	S	Opponent			Score		RPI	S	Opponent			Score			
1	A	Stanford			0 6				53	A	Rutgers			1 0		133	A	Pittsburgh			8 0	
8	N	Santa Clara			1 1				67	H	Connecticut			4 0		137	A	Delaware			2 0	
									74	N	Hofstra			2 1		140	H	Seton Hall			8 0	
									89	H	Providence			1 0		151	H	Columbia			3 0	
																192	A	James Madison			1 0	
																253	H	George Washington			2 0	
																299	H	Cornell			6 1	
							LAST 10 GAMES															
							133	A	Pittsburgh			8 0		1	A	Stanford			0 6			
							89	H	Providence			1 0		8	N	Santa Clara			1 1			
							67	H	Connecticut			4 0		151	H	Columbia			3 0			
							53	A	Rutgers			1 0		299	H	Cornell			6 1			
							140	H	Seton Hall			8 0		74	N	Hofstra			2 1			

Non-Div. I Games:

Georgetown

D
e
n
v
e
r

 Tie, Loss, Non-Conf, S Site, H Home, A Away, N Neutral Page 27

M
e
m
p
h
i
s

Memphis

Average RPI Win: 105		WON-LOST RECORD		WINNING PCT. RANK		LAST 10 GAMES		STRENGTH OF SCHEDULE		OPP. STRENGTH OF SCHEDULE		TEAM RPI		ADJ RPI		CONF. RPI		ADJ CONF. RPI	
Average RPI Loss: 36																			
DIV. I ONLY		10-2-1		.80769 15		7-2-1		76		24		27		.63016 29		4		4	
DIV. I NON-CONF.		6-2-0		.75 44		3-2-0		103		24		46		.59358 47		4		4	
TOTALS		RPI 1-25		RPI 26-50		W-L RECORDS		RPI 51-100		RPI 101-150		RPI 150+							
10-2-1		0-1-0		2-0-1		OVERALL		3-1-0		4-0-0		1-0-0							
7-0-1		0-0-0		0-0-1		HOME		3-0-0		3-0-0		1-0-0							
3-2-0		0-1-0		2-0-0		AWAY		0-1-0		1-0-0		0-0-0							
0-0-0		0-0-0		0-0-0		NEUTRAL		0-0-0		0-0-0		0-0-0							
6-2-0		0-1-0		0-0-0		NON-CONFERENCE		2-1-0		3-0-0		1-0-0							
5-0-0		0-0-0		0-0-0		HOME		2-0-0		2-0-0		1-0-0							
1-2-0		0-1-0		0-0-		AWAY		0-1-0		1-0-0		0-0-0							
0-0-0		0-0-0		0-0-0		NEUTRAL		0-0-0		0-0-0		0-0-0							
4-0-1		0-0-0		2-0-1		CONFERENCE		1-0-0		1-0-0		0-0-0							
2-0-1		0-0-0		0-0-1		HOME		1-0-0		1-0-0		0-0-0							
2-0-0		0-0-0		2-0-0		AWAY		0-0-0		0-0-0		0-0-0							
0-0-0		0-0-0		0-0-0		NEUTRAL		0-0-0		0-0-0		0-0-0							
RPI S	Opponent	Score		RPI S	Opponent	Score		RPI S	Opponent	Score		RPI S	Opponent	Score					
16 A	Long Beach St.	1	2	30 A	Wisconsin	3	0	55 A	Cal St. Northridge	0	1	102 H	Nebraska	2	1				
				39 H	Iowa	0	0	82 H	Butler	3	0	108 H	Fordham	5	0				
				50 A	Minnesota	1	0	88 H	Cal St. Fullerton	2	1	128 A	Oakland	1	0				
								94 H	Indiana	3	0	133 H	Pittsburgh	1	0				
												237 H	Detroit	1	0				
				LAST 10 GAMES															
				102 H	Nebraska	2	1	128 A	Oakland	1	0								
				39 H	Iowa	0	0	82 H	Butler	3	0								
				30 A	Wisconsin	3	0	16 A	Long Beach St.	1	2								
				50 A	Minnesota	1	0	55 A	Cal St. Northridge	0	1								
				94 H	Indiana	3	0	237 H	Detroit	1	0								

Non-Div. I Games:

Michigan

Average RPI Win:	141	WON-LOST RECORD	WINNING PCT. RANK	LAST 10 GAMES	STRENGTH OF SCHEDULE	OPP. STRENGTH OF SCHEDULE	TEAM RPI	ADJ RPI	CONF. RPI	ADJ CONF. RPI				
DIV. I ONLY		7-4-1	.625	85	5-4-1	16	59	30	.62108	30	4	4		
DIV. I NON-CONF.		6-1-0	.85714	16	4-1-0	39	100	19	.65163	19	4	4		
<hr/>														
TOTALS	RPI 1-25		RPI 26-50		W-L RECORDS		RPI 51-100		RPI 101-150		RPI 150+			
7-4-1	1-2-0		0-2-1		OVERALL		2-0-0		1-0-0		3-0-0			
5-1-0	1-0-0		0-1-0		HOME		1-0-0		1-0-0		2-0-0			
2-3-1	0-2-0		0-1-1		AWAY		1-0-0		0-0-0		1-0-0			
0-0-0	0-0-0		0-0-0		NEUTRAL		0-0-0		0-0-0		0-0-0			
6-1-0	1-1-0		0-0-0		NON-CONFERENCE		1-0-0		1-0-0		3-0-0			
4-0-0	1-0-0		0-0-0		HOME		0-0-0		1-0-0		2-0-0			
2-1-0	0-1-0		0-0-		AWAY		1-0-0		0-0-0		1-0-0			
0-0-0	0-0-0		0-0-0		NEUTRAL		0-0-0		0-0-0		0-0-0			
1-3-1	0-1-0		0-2-1		CONFERENCE		1-0-0		0-0-0		0-0-0			
1-1-0	0-0-0		0-1-0		HOME		1-0-0		0-0-0		0-0-0			
0-2-1	0-1-0		0-1-1		AWAY		0-0-0		0-0-0		0-0-0			
0-0-0	0-0-0		0-0-0		NEUTRAL		0-0-0		0-0-0		0-0-0			
<hr/>														
RPI S	Opponent	Score	RPI S	Opponent	Score	RPI S	Opponent	Score	RPI S	Opponent	Score			
2 A	UCLA	0 2	29 H	Michigan	0 3	61 H	Michigan St.	1 0	148 H	Illinois St.	3 2			
3 A	Penn St.	1 2	36 A	Ohio St.	0 0	79 A	Loyola Marymount	4 2	193 H	Loyola Chicago	4 0			
20 H	Notre Dame	1 0	50 A	Minnesota	2 3				208 A	Milwaukee	2 1			
									278 H	South Dakota St.	5 0			
<hr/>														
LAST 10 GAMES														
36 A Ohio St.						0	0	208 A Milwaukee					2	1
50 A Minnesota						2	3	148 H Illinois St.					3	2
29 H Michigan						0	3	79 A Loyola Marymount					4	2
61 H Michigan St.						1	0	2 A UCLA					0	2
3 A Penn St.						1	2	193 H Loyola Chicago					4	0

Non-Div. I Games:

Wisconsin

Average RPI Win:	153	WON-LOST	WINNING	LAST 10	STRENGTH OF	OPP. STRENGTH	TEAM	ADJ	CONF.	ADJ CONF.									
Average RPI Loss:	52	RECORD	PCT. RANK	GAMES	SCHEDULE	OF SCHEDULE	RPI	RPI	RPI	RPI									
DIV. I ONLY		7-4-1	.625	85	5-4-1	6	131	32	.61919	31	14	14							
DIV. I NON-CONF.		4-3-1	.5625	127	2-3-1	7	83	34	.61969	33	15	15							
<hr/>																			
TOTALS	RPI 1-25	RPI 26-50		W-L RECORDS		RPI 51-100		RPI 101-150		RPI 150+									
7-4-1	0-2-0	1-0-1		OVERALL		1-1-0		0-1-0		5-0-0									
2-0-0	0-0-0	0-0-0		HOME		0-0-0		0-0-0		2-0-0									
4-4-1	0-2-0	0-0-1		AWAY		1-1-0		0-1-0		3-0-0									
1-0-0	0-0-0	1-0-0		NEUTRAL		0-0-0		0-0-0		0-0-0									
<hr/>																			
4-3-1	0-2-0	1-0-1		NON-CONFERENCE		1-1-0		0-0-0		2-0-0									
0-0-0	0-0-0	0-0-0		HOME		0-0-0		0-0-0		0-0-0									
3-3-1	0-2-0	0-1-		AWAY		1-1-0		0-0-0		2-0-0									
1-0-0	0-0-0	1-0-0		NEUTRAL		0-0-0		0-0-0		0-0-0									
<hr/>																			
3-1-0	0-0-0	0-0-0		CONFERENCE		0-0-0		0-1-0		3-0-0									
2-0-0	0-0-0	0-0-0		HOME		0-0-0		0-0-0		2-0-0									
1-1-0	0-0-0	0-0-0		AWAY		0-0-0		0-1-0		1-0-0									
0-0-0	0-0-0	0-0-0		NEUTRAL		0-0-0		0-0-0		0-0-0									
<hr/>																			
RPI	S	Opponent	Score		RPI	S	Opponent	Score		RPI	S	Opponent	Score						
3	A	Penn St.	0	5	38	N	West Virginia	2	0	58	A	Dayton	4	2					
9	A	Texas A&M	0	2	48	A	Marquette	0	0	63	A	Purdue	0	2					
LAST 10 GAMES																			
131 A Eastern Mich.					0	2	9 A Texas A&M					0	2						
161 A Western Mich.					1	0	260 A Texas St.					2	0						
155 H Ohio					1	0	48 A Marquette					0	0						
159 H Kent St.					2	1	58 A Dayton					4	2						
63 A Purdue					0	2	3 A Penn St.					0	5						

Non-Div. I Games:

Central Mich.

Average RPI Win: 113		WON-LOST RECORD		WINNING PCT. RANK		LAST 10 GAMES		STRENGTH OF SCHEDULE		OPP. STRENGTH OF SCHEDULE		TEAM RPI		ADJ RPI		CONF. RPI		ADJ CONF. RPI	
DIV. I ONLY		6-4-2		.58333 110		5-4-1		12		33		31		.61613 32		4		4	
DIV. I NON-CONF.		3-3-1		.5 152		2-3-0		35		37		63		.57069 64		4		4	
TOTALS		RPI 1-25		RPI 26-50		W-L RECORDS		RPI 51-100		RPI 101-150		RPI 150+							
6-4-2		0-4-0		2-0-0		OVERALL		1-0-1		1-0-1		2-0-0							
4-1-0		0-1-0		2-0-0		HOME		0-0-0		0-0-0		2-0-0							
2-2-2		0-2-0		0-0-0		AWAY		1-0-1		1-0-1		0-0-0							
0-1-0		0-1-0		0-0-0		NEUTRAL		0-0-0		0-0-0		0-0-0							
3-3-1		0-3-0		0-0-0		NON-CONFERENCE		0-0-0		1-0-1		2-0-0							
2-0-0		0-0-0		0-0-0		HOME		0-0-0		0-0-0		2-0-0							
1-2-1		0-2-0		0-0-		AWAY		0-0-0		1-0-1		0-0-0							
0-1-0		0-1-0		0-0-0		NEUTRAL		0-0-0		0-0-0		0-0-0							
3-1-1		0-1-0		2-0-0		CONFERENCE		1-0-1		0-0-0		0-0-0							
2-1-0		0-1-0		2-0-0		HOME		0-0-0		0-0-0		0-0-0							
1-0-1		0-0-0		0-0-0		AWAY		1-0-1		0-0-0		0-0-0							
0-0-0		0-0-0		0-0-0		NEUTRAL		0-0-0		0-0-0		0-0-0							
RPI S	Opponent		Score		RPI S	Opponent		Score		RPI S	Opponent		Score		RPI S	Opponent		Score	
2 A	UCLA		0	2	36 H	Ohio St.		1	0	63 A	Purdue		1	1	141 A	UC Santa Barbara		1	0
3 H	Penn St.		0	4	39 H	Iowa		2	1	94 A	Indiana		2	1	148 A	Illinois St.		1	1
12 A	Wake Forest		0	1											161 H	Western Mich.		1	0
22 N	Virginia Tech		0	1											208 H	Milwaukee		3	1

Average RPI Win:		121	WON-LOST		WINNING		LAST 10		STRENGTH OF		OPP. STRENGTH		TEAM	ADJ		CONF.		ADJ CONF.						
Average RPI Loss:		31	RECORD		PCT. RANK		GAMES		SCHEDULE		OF SCHEDULE		RPI	RPI		RPI		RPI						
DIV. I ONLY			9-3-0		.75		26		7-3-0		84		23		34		.61592		33		2		2	
DIV. I NON-CONF.			8-1-0		.88889		10		6-1-0		170		30		39		.60831		38		2		2	
TOTALS			RPI 1-25		RPI 26-50		W-L RECORDS		RPI 51-100		RPI 101-150		RPI 150+											
9-3-0			1-1-0		1-1-0		OVERALL		1-1-0		4-0-0		2-0-0											
4-1-0			0-0-0		1-0-0		HOME		0-1-0		2-0-0		1-0-0											
5-2-0			1-1-0		0-1-0		AWAY		1-0-0		2-0-0		1-0-0											
0-0-0			0-0-0		0-0-0		NEUTRAL		0-0-0		0-0-0		0-0-0											
8-1-0			1-0-0		0-0-0		NON-CONFERENCE		1-1-0		4-0-0		2-0-0											
3-1-0			0-0-0		0-0-0		HOME		0-1-0		2-0-0		1-0-0											
5-0-0			1-0-0		0-0-		AWAY		1-0-0		2-0-0		1-0-0											
0-0-0			0-0-0		0-0-0		NEUTRAL		0-0-0		0-0-0		0-0-0											
1-2-0			0-1-0		1-1-0		CONFERENCE		0-0-0		0-0-0		0-0-0											
1-0-0			0-0-0		1-0-0		HOME		0-0-0		0-0-0		0-0-0											
0-2-0			0-1-0		0-1-0		AWAY		0-0-0		0-0-0		0-0-0											
0-0-0			0-0-0		0-0-0		NEUTRAL		0-0-0		0-0-0		0-0-0											
RPI	S	Opponent		Score		RPI	S	Opponent		Score		RPI	S	Opponent		Score								
1	A	Stanford		1	5	37	H	Utah		2	0	51	H	UC Irvine		0	1	119	A	Cal Poly		3	1	
23	A	Portland		1	0	40	A	California		1	3	88	A	Cal St. Fullerton		2	1	122	H	Seattle		1	0	
																		138	H	Gonzaga		2	0	
																		141	A	UC Santa Barbara		2	0	
																		186	A	Portland St.		2	1	
																		239	H	UAB		1	0	

Average RPI Win: 150		WON-LOST	WINNING	LAST 10	STRENGTH OF	OPP. STRENGTH	TEAM	ADJ	CONF.	ADJ CONF.			
Average RPI Loss: 19		RECORD	PCT. RANK	GAMES	SCHEDULE	OF SCHEDULE	RPI	RPI	RPI	RPI			
DIV. I ONLY		7-3-1	.68182	61	6-3-1	35	41	33	.61529	34	2	2	
DIV. I NON-CONF.		6-2-0	.75	44	5-2-0	89	60	44	.59652	45	2	2	
<hr/>													
TOTALS		RPI 1-25		RPI 26-50		W-L RECORDS		RPI 51-100		RPI 101-150		RPI 150+	
7-3-1		0-2-1		0-1-0		OVERALL		2-0-0		2-0-0		3-0-0	
3-0-0		0-0-0		0-0-0		HOME		0-0-0		1-0-0		2-0-0	
3-2-1		0-1-1		0-1-0		AWAY		1-0-0		1-0-0		1-0-0	
1-1-0		0-1-0		0-0-0		NEUTRAL		1-0-0		0-0-0		0-0-0	
6-2-0		0-2-0		0-0-0		NON-CONFERENCE		1-0-0		2-0-0		3-0-0	
3-0-0		0-0-0		0-0-0		HOME		0-0-0		1-0-0		2-0-0	
2-1-0		0-1-0		0-0-		AWAY		0-0-0		1-0-0		1-0-0	
1-1-0		0-1-0		0-0-0		NEUTRAL		1-0-0		0-0-0		0-0-0	
1-1-1		0-0-1		0-1-0		CONFERENCE		1-0-0		0-0-0		0-0-0	
0-0-0		0-0-0		0-0-0		HOME		0-0-0		0-0-0		0-0-0	
1-1-1		0-0-1		0-1-0		AWAY		1-0-0		0-0-0		0-0-0	
0-0-0		0-0-0		0-0-0		NEUTRAL		0-0-0		0-0-0		0-0-0	
RPI	S	Opponent		Score	RPI	S	Opponent		Score	RPI	S	Opponent	Score
2	A	UCLA		0 0	37	A	Utah		1 2	54	A	Colorado	1 0
8	A	Santa Clara		0 3						66	N	San Diego	2 1
13	N	Duke		0 4									

Non-Div. I Games:

Washington St.

[illegible]

Non-Div. I Games:

Kentucky

[illegible]

Non-Div. I Games:

Ohio St.

Average RPI Win: 131		WON-LOST RECORD		WINNING PCT. RANK		LAST 10 GAMES		STRENGTH OF SCHEDULE		OPP. STRENGTH OF SCHEDULE		TEAM RPI		ADJ RPI		CONF. RPI		ADJ CONF. RPI	
DIV. I ONLY		7-2-2		.72727 38		7-1-2		63		89		40		.60892 37		2		2	
DIV. I NON-CONF.		5-1-2		.75 44		5-0-2		131		125		62		.57584 60		2		2	
TOTALS		RPI 1-25		RPI 26-50		W-L RECORDS		RPI 51-100		RPI 101-150		RPI 150+							
7-2-2		2-0-0		1-1-1		OVERALL		1-0-0		0-1-0		3-0-1							
5-0-0		2-0-0		1-0-0		HOME		1-0-0		0-0-0		1-0-0							
1-1-2		0-0-0		0-1-1		AWAY		0-0-0		0-0-0		1-0-1							
1-1-0		0-0-0		0-0-0		NEUTRAL		0-0-0		0-1-0		1-0-0							
5-1-2		1-0-0		0-0-1		NON-CONFERENCE		1-0-0		0-1-0		3-0-1							
3-0-0		1-0-0		0-0-0		HOME		1-0-0		0-0-0		1-0-0							
1-0-2		0-0-0		0-1-		AWAY		0-0-0		0-0-0		1-0-1							
1-1-0		0-0-0		0-0-0		NEUTRAL		0-0-0		0-1-0		1-0-0							
2-1-0		1-0-0		1-1-0		CONFERENCE		0-0-0		0-0-0		0-0-0							
2-0-0		1-0-0		1-0-0		HOME		0-0-0		0-0-0		0-0-0							
0-1-0		0-0-0		0-1-0		AWAY		0-0-0		0-0-0		0-0-0							
0-0-0		0-0-0		0-0-0		NEUTRAL		0-0-0		0-0-0		0-0-0							
RPI S	Opponent	Score		RPI S	Opponent	Score		RPI S	Opponent	Score		RPI S	Opponent	Score					
4 H	BYU	1	0	33 A	Oregon St.	0	2	75 H	Texas	1	0	106 N	Utah St.	0	1				
24 H	Washington	2	0	34 H	Washington St.	2	1					186 N	Portland St.	2	0				
				41 A	Colorado Col.	2	2					190 A	Boise St.	1	1				
												274 A	Weber St.	1	0				
												319 H	Southern Utah	4	0				
				LAST 10 GAMES															
				24 H	Washington	2	0	75 H	Texas	1	0								
				34 H	Washington St.	2	1	274 A	Weber St.	1	0								
				33 A	Oregon St.	0	2	41 A	Colorado Col.	2	2								
				190 A	Boise St.	1	1	4 H	BYU	1	0								
				186 N	Portland St.	2	0	319 H	Southern Utah	4	0								

[illegible]

Non-Div. I Games:

West Virginia

Average RPI Win: 178		WON-LOST RECORD	WINNING PCT. RANK		LAST 10 GAMES	STRENGTH OF SCHEDULE	OPP. STRENGTH OF SCHEDULE	TEAM RPI	ADJ RPI		CONF. RPI	ADJ CONF. RPI	
Average RPI Loss: 32													
DIV. I ONLY		11-1-2	.85714	9	7-1-2	115	112	37	.60671	39	4	4	
DIV. I NON-CONF.		9-0-0	1	1	5-0-0	221	188	43	.59747	44	4	4	
<hr/>													
TOTALS		RPI 1-25		RPI 26-50		W-L RECORDS		RPI 51-100		RPI 101-150		RPI 150+	
11-1-2		0-0-0		0-1-1		OVERALL		2-0-1		2-0-0		7-0-0	
6-0-0		0-0-0		0-0-0		HOME		2-0-0		1-0-0		3-0-0	
4-1-2		0-0-0		0-1-1		AWAY		0-0-1		1-0-0		3-0-0	
1-0-0		0-0-0		0-0-0		NEUTRAL		0-0-0		0-0-0		1-0-0	
9-0-0		0-0-0		0-0-0		NON-CONFERENCE		0-0-0		2-0-0		7-0-0	
4-0-0		0-0-0		0-0-0		HOME		0-0-0		1-0-0		3-0-0	
4-0-0		0-0-0		0-0-		AWAY		0-0-0		1-0-0		3-0-0	
1-0-0		0-0-0		0-0-0		NEUTRAL		0-0-0		0-0-0		1-0-0	
2-1-2		0-0-0		0-1-1		CONFERENCE		2-0-1		0-0-0		0-0-0	
2-0-0		0-0-0		0-0-0		HOME		2-0-0		0-0-0		0-0-0	
0-1-2		0-0-0		0-1-1		AWAY		0-0-1		0-0-0		0-0-0	
0-0-0		0-0-0		0-0-0		NEUTRAL		0-0-0		0-0-0		0-0-0	
RPI	S	Opponent	Score	RPI	S	Opponent	Score	RPI	S	Opponent	Score		
				29	A	Michigan	0 0	61	A	Michigan St.	0 0		
				32	A	Illinois	1 2	63	H	Purdue	3 2		
								94	H	Indiana	1 0		
										116	A	Iowa St.	3 1
										149	H	Valparaiso	3 1
										152	A	Saint Louis	3 0
										167	A	Army	2 1
										193	H	Loyola Chicago	4 0
										231	N	LIU Brooklyn	4 0
										245	H	Eastern Ill.	5 0
										251	A	UNI	3 0
										302	H	North Dakota	3 0
<hr/>													
LAST 10 GAMES													
				61	A	Michigan St.	0 0	152	A	Saint Louis	3 0		
				29	A	Michigan	0 0	231	N	LIU Brooklyn	4 0		
				63	H	Purdue	3 2	167	A	Army	2 1		
				94	H	Indiana	1 0	149	H	Valparaiso	3 1		
				32	A	Illinois	1 2	116	A	Iowa St.	3 1		

Non-Div. I Games:

Iowa

[illegible]

Non-Div. I Games:

California

[illegible]

Non-Div. I Games:

Colorado Col.

Average RPI Win: 151		WON-LOST	WINNING	LAST 10	STRENGTH OF	OPP. STRENGTH	TEAM	ADJ	CONF.	ADJ CONF.					
Average RPI Loss: 20		RECORD	PCT. RANK	GAMES	SCHEDULE	OF SCHEDULE	RPI	RPI	RPI	RPI					
DIV. I ONLY		9-4-0	.69231	55	6-4-0	68	61	43	.60112	42	3	3			
DIV. I NON-CONF.		7-0-0	1	1	4-0-0	183	124	32	.62016	32	3	3			
<hr/>															
TOTALS		RPI 1-25		RPI 26-50		W-L RECORDS		RPI 51-100		RPI 101-150		RPI 150+			
9-4-0		0-3-0		2-1-0		OVERALL		2-0-0		0-0-0		5-0-0			
6-1-0		0-1-0		1-0-0		HOME		1-0-0		0-0-0		4-0-0			
3-3-0		0-2-0		1-1-0		AWAY		1-0-0		0-0-0		1-0-0			
0-0-0		0-0-0		0-0-0		NEUTRAL		0-0-0		0-0-0		0-0-0			
7-0-0		0-0-0		1-0-0		NON-CONFERENCE		1-0-0		0-0-0		5-0-0			
5-0-0		0-0-0		1-0-0		HOME		0-0-0		0-0-0		4-0-0			
2-0-0		0-0-0		0-0-		AWAY		1-0-0		0-0-0		1-0-0			
0-0-0		0-0-0		0-0-0		NEUTRAL		0-0-0		0-0-0		0-0-0			
2-4-0		0-3-0		1-1-0		CONFERENCE		1-0-0		0-0-0		0-0-0			
1-1-0		0-1-0		0-0-0		HOME		1-0-0		0-0-0		0-0-0			
1-3-0		0-2-0		1-1-0		AWAY		0-0-0		0-0-0		0-0-0			
0-0-0		0-0-0		0-0-0		NEUTRAL		0-0-0		0-0-0		0-0-0			
RPI	S	Opponent		Score	RPI	S	Opponent		Score	RPI	S	Opponent		Score	
9	H	Texas A&M		0 4	45	A	Auburn		0 1	71	A	Middle Tenn.		3 1	
11	A	Florida		1 3	47	H	Texas Tech		2 0	83	H	Arkansas		4 1	
14	A	Missouri		1 2	49	A	Alabama		1 0						
												152 H Saint Louis		3 1	
												206 A Troy		5 0	
												219 H La.-Lafayette		1 0	
												239 H UAB		4 1	
												290 H UALR		8 0	
<hr/>															
LAST 10 GAMES															
45 A Auburn					0 1	83 H Arkansas					4 1				
11 A Florida					1 3	239 H UAB					4 1				
49 A Alabama					1 0	47 H Texas Tech					2 0				
14 A Missouri					1 2	290 H UALR					8 0				
9 H Texas A&M					0 4	219 H La.-Lafayette					1 0				

Non-Div. I Games:

Ole Miss

Average RPI Win: 128		WON-LOST RECORD	WINNING PCT. RANK	LAST 10 GAMES	STRENGTH OF SCHEDULE	OPP. STRENGTH OF SCHEDULE	TEAM RPI	ADJ RPI	CONF. RPI	ADJ CONF. RPI				
Average RPI Loss: 44														
DIV. I ONLY		8-3-1	.70833	45	7-2-1	83	49	42	.59984	43	6	6		
DIV. I NON-CONF.		6-2-1	.72222	55	5-1-1	132	39	57	.57862	58	6	6		

TOTALS		RPI 1-25		RPI 26-50		W-L RECORDS		RPI 51-100		RPI 101-150		RPI 150+		
8-3-1		0-1-0		0-1-1		OVERALL		4-1-0		2-0-0		2-0-0		
7-2-1		0-0-0		0-1-1		HOME		3-1-0		2-0-0		2-0-0		
1-1-0		0-1-0		0-0-0		AWAY		1-0-0		0-0-0		0-0-0		
0-0-0		0-0-0		0-0-0		NEUTRAL		0-0-0		0-0-0		0-0-0		
6-2-1		0-0-0		0-1-1		NON-CONFERENCE		2-1-0		2-0-0		2-0-0		
6-2-1		0-0-0		0-1-1		HOME		2-1-0		2-0-0		2-0-0		
0-0-0		0-0-0		0-0-		AWAY		0-0-0		0-0-0		0-0-0		
0-0-0		0-0-0		0-0-0		NEUTRAL		0-0-0		0-0-0		0-0-0		
2-1-0		0-1-0		0-0-0		CONFERENCE		2-0-0		0-0-0		0-0-0		
1-0-0		0-0-0		0-0-0		HOME		1-0-0		0-0-0		0-0-0		
1-1-0		0-1-0		0-0-0		AWAY		1-0-0		0-0-0		0-0-0		
0-0-0		0-0-0		0-0-0		NEUTRAL		0-0-0		0-0-0		0-0-0		
RPI	S	Opponent	Score		RPI	S	Opponent	Score		RPI	S	Opponent	Score	
21	A	Baylor	0 1		27	H	Denver	0 1		56	H	Oklahoma St.	2 1	
					44	H	Arizona St.	2 2		70	H	Georgia	1 0	
										85	H	Northwestern	1 2	
										97	H	UNLV	3 0	
										98	A	TCU	3 2	

Non-Div. I Games:

Kansas

Average RPI Win:		108	WON-LOST RECORD		WINNING PCT. RANK		LAST 10 GAMES		STRENGTH OF SCHEDULE		OPP. STRENGTH OF SCHEDULE		TEAM RPI		ADJ RPI		CONF. RPI		ADJ CONF. RPI		
DIV. I ONLY			5-5-1	.5	159	5-4-1		11		34		47		.59932		44	2		2		
DIV. I NON-CONF.			4-4-1	.5	152	4-3-1		14		45		49		.59357		48	2		2		
TOTALS		RPI 1-25		RPI 26-50		W-L RECORDS		RPI 51-100		RPI 101-150		RPI 150+									
5-5-1		1-3-0		0-0-1		OVERALL		1-1-0		2-1-0		1-0-0									
2-1-0		1-0-0		0-0-0		HOME		0-0-0		1-1-0		0-0-0									
1-4-1		0-3-0		0-0-1		AWAY		0-1-0		0-0-0		1-0-0									
2-0-0		0-0-0		0-0-0		NEUTRAL		1-0-0		1-0-0		0-0-0									
4-4-1		1-2-0		0-0-1		NON-CONFERENCE		1-1-0		1-1-0		1-0-0									
1-1-0		1-0-0		0-0-0		HOME		0-0-0		0-1-0		0-0-0									
1-3-1		0-2-0		0-1-		AWAY		0-1-0		0-0-0		1-0-0									
2-0-0		0-0-0		0-0-0		NEUTRAL		1-0-0		1-0-0		0-0-0									
1-1-0		0-1-0		0-0-0		CONFERENCE		0-0-0		1-0-0		0-0-0									
1-0-0		0-0-0		0-0-0		HOME		0-0-0		1-0-0		0-0-0									
0-1-0		0-1-0		0-0-0		AWAY		0-0-0		0-0-0		0-0-0									
0-0-0		0-0-0		0-0-0		NEUTRAL		0-0-0		0-0-0		0-0-0									
RPI	S	Opponent		Score		RPI	S	Opponent		Score		RPI	S	Opponent		Score					
1	A	Stanford		0	3	43	A	Kansas		2	2	55	A	Cal St. Northridge		0	1	105	H	Southern California 5 4	
7	A	San Diego St.		0	2							79	N	Loyola Marymount		3	0	113	N	FIU 3 0	
14	A	Missouri		1	4													114	H	Houston 0 1	
19	H	Pepperdine		1	0													222	A	Northern Ariz. 4 0	
LAST 10 GAMES																					
		105 H Southern California		5	4			114 H Houston		0	1										
		1 A Stanford		0	3			43 A Kansas		2	2										
		113 N FIU		3	0			14 A Missouri		1	4										
		79 N Loyola Marymount		3	0			222 A Northern Ariz.		4	0										
		19 H Pepperdine		1	0			7 A San Diego St.		0	2										

Non-Div. I Games:

Arizona St.

Average RPI Win:		102	WON-LOST RECORD		WINNING PCT. RANK		LAST 10 GAMES		STRENGTH OF SCHEDULE		OPP. STRENGTH OF SCHEDULE		TEAM RPI		ADJ RPI		CONF. RPI		ADJ CONF. RPI	
DIV. I ONLY			7-6-0		.53846 150		5-5-0		18		27		44		.59899 45		3		3	
DIV. I NON-CONF.			4-3-0		.57143 118		2-2-0		49		40		56		.57969 57		3		3	
TOTALS		RPI 1-25		RPI 26-50		W-L RECORDS		RPI 51-100		RPI 101-150		RPI 150+								
7-6-0		0-4-0		2-0-0		OVERALL		2-2-0		1-0-0		2-0-0								
6-3-0		0-2-0		2-0-0		HOME		1-1-0		1-0-0		2-0-0								
1-3-0		0-2-0		0-0-0		AWAY		1-1-0		0-0-0		0-0-0								
0-0-0		0-0-0		0-0-0		NEUTRAL		0-0-0		0-0-0		0-0-0								
4-3-0		0-1-0		1-0-0		NON-CONFERENCE		1-2-0		0-0-0		2-0-0								
4-1-0		0-0-0		1-0-0		HOME		1-1-0		0-0-0		2-0-0								
0-2-0		0-1-0		0-0-		AWAY		0-1-0		0-0-0		0-0-0								
0-0-0		0-0-0		0-0-0		NEUTRAL		0-0-0		0-0-0		0-0-0								
3-3-0		0-3-0		1-0-0		CONFERENCE		1-0-0		1-0-0		0-0-0								
2-2-0		0-2-0		1-0-0		HOME		0-0-0		1-0-0		0-0-0								
1-1-0		0-1-0		0-0-0		AWAY		1-0-0		0-0-0		0-0-0								
0-0-0		0-0-0		0-0-0		NEUTRAL		0-0-0		0-0-0		0-0-0								
RPI	S	Opponent		Score		RPI	S	Opponent		Score		RPI	S	Opponent		Score				
9	A	Texas A&M		0 2		42	H	Ole Miss		1 0		51	A	UC Irvine		0 1				
11	H	Florida		1 2		47	H	Texas Tech		2 1		57	A	LSU		3 1				
14	H	Missouri		0 2								64	H	William & Mary		0 2				
19	A	Pepperdine		1 2								87	H	Samford		2 0				

Average RPI Win:	129	WON-LOST RECORD	WINNING PCT. RANK	LAST 10 GAMES	STRENGTH OF SCHEDULE	OPP. STRENGTH OF SCHEDULE	TEAM RPI	ADJ RPI	CONF. RPI	ADJ CONF. RPI		
DIV. I ONLY		7-3-2	.66667	65	5-3-2	49	82	45	.59827	46	7	7
DIV. I NON-CONF.		5-1-0	.83333	20	3-1-0	82	68	31	.62096	31	7	7
<hr/>												
TOTALS	RPI 1-25	RPI 26-50		W-L RECORDS		RPI 51-100		RPI 101-150		RPI 150+		
7-3-2	0-1-0	0-2-0		OVERALL		3-0-2		2-0-0		2-0-0		
3-1-1	0-0-0	0-1-0		HOME		1-0-1		1-0-0		1-0-0		
2-2-1	0-1-0	0-1-0		AWAY		1-0-1		1-0-0		0-0-0		
2-0-0	0-0-0	0-0-0		NEUTRAL		1-0-0		0-0-0		1-0-0		
<hr/>												
5-1-0	0-0-0	0-1-0		NON-CONFERENCE		3-0-0		0-0-0		2-0-0		
2-1-0	0-0-0	0-1-0		HOME		1-0-0		0-0-0		1-0-0		
1-0-0	0-0-0	0-0-		AWAY		1-0-0		0-0-0		0-0-0		
2-0-0	0-0-0	0-0-0		NEUTRAL		1-0-0		0-0-0		1-0-0		
<hr/>												
2-2-2	0-1-0	0-1-0		CONFERENCE		0-0-2		2-0-0		0-0-0		
1-0-1	0-0-0	0-0-0		HOME		0-0-1		1-0-0		0-0-0		
1-2-1	0-1-0	0-1-0		AWAY		0-0-1		1-0-0		0-0-0		
0-0-0	0-0-0	0-0-0		NEUTRAL		0-0-0		0-0-0		0-0-0		
<hr/>												
RPI	S	Opponent	Score	RPI	S	Opponent	Score	RPI	S	Opponent	Score	
20	A	Notre Dame	1 2	35	H	Kentucky	0 2	63	H	Purdue	4 3	
				48	A	Marquette	0 2	82	A	Butler	2 0	
								93	H	Syracuse	1 1	
								96	A	South Fla.	1 1	
								99	N	UNC Greensboro	3 0	
<hr/>												
LAST 10 GAMES												
				96	A	South Fla.	1 1	20	A	Notre Dame	1 2	
				48	A	Marquette	0 2	213	H	Toledo	3 1	
				107	H	St. John's (NY)	6 0	35	H	Kentucky	0 2	
				93	H	Syracuse	1 1	99	N	UNC Greensboro	3 0	
				115	A	DePaul	2 0	223	N	Southeast Mo. St.	4 0	

Non-Div. I Games:

Louisville

[illegible]

Non-Div. I Games:

Texas Tech

Average RPI Win:	139	WON-LOST	WINNING	LAST 10	STRENGTH OF	OPP. STRENGTH	TEAM	ADJ	CONF.	ADJ CONF.																			
Average RPI Loss:	10	RECORD	PCT. RANK	GAMES	SCHEDULE	OF SCHEDULE	RPI	RPI	RPI	RPI																			
DIV. I ONLY		9-2-1	.79167	20	7-2-1	154	12	46	.59686	48	7	7																	
DIV. I NON-CONF.		4-2-1	.64286	88	2-2-1	175	5	76	.55721	75	7	7																	

TOTALS	RPI 1-25	RPI 26-50		W-L RECORDS		RPI 51-100		RPI 101-150		RPI 150+																			
9-2-1	0-2-0	1-0-1		OVERALL		2-0-0		3-0-0		3-0-0																			
5-0-1	0-0-0	1-0-1		HOME		0-0-0		1-0-0		3-0-0																			
4-1-0	0-1-0	0-0-0		AWAY		2-0-0		2-0-0		0-0-0																			
0-1-0	0-1-0	0-0-0		NEUTRAL		0-0-0		0-0-0		0-0-0																			
4-2-1	0-2-0	0-0-1		NON-CONFERENCE		1-0-0		1-0-0		2-0-0																			
3-0-1	0-0-0	0-0-1		HOME		0-0-0		1-0-0		2-0-0																			
1-1-0	0-1-0	0-0-		AWAY		1-0-0		0-0-0		0-0-0																			
0-1-0	0-1-0	0-0-0		NEUTRAL		0-0-0		0-0-0		0-0-0																			
5-0-0	0-0-0	1-0-0		CONFERENCE		1-0-0		2-0-0		1-0-0																			
2-0-0	0-0-0	1-0-0		HOME		0-0-0		0-0-0		1-0-0																			
3-0-0	0-0-0	0-0-0		AWAY		1-0-0		2-0-0		0-0-0																			
0-0-0	0-0-0	0-0-0		NEUTRAL		0-0-0		0-0-0		0-0-0																			

RPI	S	Opponent	Score		RPI	S	Opponent	Score		RPI	S	Opponent	Score																
6	N	North Carolina	0	4	31	H	Central Mich.	0	0	53	A	Rutgers	2	0															
13	A	Duke	2	5	46	H	Louisville	2	0	85	A	Northwestern	2	0															

LAST 10 GAMES																													
184 H Cincinnati 5 0 133 A Pittsburgh 5 1																													
46 H Louisville 2 0 13 A Duke 2 5																													
53 A Rutgers 2 0 6 N North Carolina 0 4																													
140 A Seton Hall 4 0 31 H Central Mich. 0 0																													
150 H George Mason 2 0 85 A Northwestern 2 0																													

Non-Div. I Games:

Marquette

Alabama

Alabama

Average RPI Win:	122	WON-LOST RECORD	WINNING PCT. RANK	LAST 10 GAMES	STRENGTH OF SCHEDULE	OPP. STRENGTH OF SCHEDULE	TEAM RPI	ADJ RPI	CONF. RPI	ADJ CONF. RPI		
DIV. I ONLY		7-6-0	.53846	150	6-4-0	21	36	50	.59373	50	4	4
DIV. I NON-CONF.		5-3-0	.625	95	4-1-0	61	56	54	.58125	55	4	4
<hr/>												
TOTALS	RPI 1-25	RPI 26-50		W-L RECORDS		RPI 51-100		RPI 101-150		RPI 150+		
7-6-0	0-3-0	1-2-0		OVERALL		1-1-0		4-0-0		1-0-0		
6-3-0	0-2-0	1-1-0		HOME		1-0-0		3-0-0		1-0-0		
1-3-0	0-1-0	0-1-0		AWAY		0-1-0		1-0-0		0-0-0		
0-0-0	0-0-0	0-0-0		NEUTRAL		0-0-0		0-0-0		0-0-0		
5-3-0	0-2-0	0-0-0		NON-CONFERENCE		0-1-0		4-0-0		1-0-0		
4-2-0	0-2-0	0-0-0		HOME		0-0-0		3-0-0		1-0-0		
1-1-0	0-0-0	0-0-		AWAY		0-1-0		1-0-0		0-0-0		
0-0-0	0-0-0	0-0-0		NEUTRAL		0-0-0		0-0-0		0-0-0		
2-3-0	0-1-0	1-2-0		CONFERENCE		1-0-0		0-0-0		0-0-0		
2-1-0	0-0-0	1-1-0		HOME		1-0-0		0-0-0		0-0-0		
0-2-0	0-1-0	0-1-0		AWAY		0-0-0		0-0-0		0-0-0		
0-0-0	0-0-0	0-0-0		NEUTRAL		0-0-0		0-0-0		0-0-0		
<hr/>												
RPI S	Opponent	Score	RPI S	Opponent	Score	RPI S	Opponent	Score	RPI S	Opponent	Score	
3 A	Penn St.	3 4	29 H	Michigan	0 1	61 H	Michigan St.	1 0	105 A	Southern California	4 1	
5 H	Florida St.	2 3	30 H	Wisconsin	3 2	66 A	San Diego	2 3	115 H	DePaul	3 0	
7 H	San Diego St.	0 1	36 A	Ohio St.	1 2				121 H	South Carolina	2 1	
									145 H	Western Ky.	1 0	
									275 H	Bowling Green	7 0	
<hr/>												
LAST 10 GAMES												
	3 A	Penn St.	3 4	115 H	DePaul	3 0						
	30 H	Wisconsin	3 2	7 H	San Diego St.	0 1						
	61 H	Michigan St.	1 0	145 H	Western Ky.	1 0						
	29 H	Michigan	0 1	275 H	Bowling Green	7 0						
	36 A	Ohio St.	1 2	105 A	Southern California	4 1						

Non-Div. I Games:

Minnesota

Average RPI Win:		106	WON-LOST RECORD		WINNING PCT. RANK	LAST 10 GAMES		STRENGTH OF SCHEDULE		OPP. STRENGTH OF SCHEDULE	TEAM RPI	ADJ RPI	CONF. RPI	ADJ CONF. RPI			
Average RPI Loss:		32															
DIV. I ONLY			6-7-0		.46154 180	6-4-0		8		37	52	.59362 51	9	9			
DIV. I NON-CONF.			4-7-0		.36364 233	4-4-0		4		21	50	.58986 49	9	9			
TOTALS		RPI 1-25		RPI 26-50		W-L RECORDS		RPI 51-100		RPI 101-150		RPI 150+					
6-7-0		0-4-0		2-1-0		OVERALL		2-2-0		0-0-0		2-0-0					
1-3-0		0-2-0		1-0-0		HOME		0-1-0		0-0-0		0-0-0					
3-3-0		0-1-0		1-1-0		AWAY		1-1-0		0-0-0		1-0-0					
2-1-0		0-1-0		0-0-0		NEUTRAL		1-0-0		0-0-0		1-0-0					
4-7-0		0-4-0		2-1-0		NON-CONFERENCE		1-2-0		0-0-0		1-0-0					
1-3-0		0-2-0		1-0-0		HOME		0-1-0		0-0-0		0-0-0					
1-3-0		0-1-0		1-0-		AWAY		0-1-0		0-0-0		0-0-0					
2-1-0		0-1-0		0-0-0		NEUTRAL		1-0-0		0-0-0		1-0-0					
2-0-0		0-0-0		0-0-0		CONFERENCE		1-0-0		0-0-0		1-0-0					
0-0-0		0-0-0		0-0-0		HOME		0-0-0		0-0-0		0-0-0					
2-0-0		0-0-0		0-0-0		AWAY		1-0-0		0-0-0		1-0-0					
0-0-0		0-0-0		0-0-0		NEUTRAL		0-0-0		0-0-0		0-0-0					
RPI	S	Opponent		Score		RPI	S	Opponent		Score		RPI	S	Opponent		Score	
4	H	BYU		2	3	27	A	Denver		0	4	69	N	Princeton		2	1
7	A	San Diego St.		2	3	33	A	Oregon St.		1	0	76	A	Oregon		0	1
9	H	Texas A&M		1	2	45	H	Auburn		1	0	79	H	Loyola Marymount		0	2
19	N	Pepperdine		0	4							88	A	Cal St. Fullerton		3	1

Non-Div. I Games:

UC Irvine

[illegible]

Non-Div. I Games:

UNC Wilmington

Average RPI Win:	164	WON-LOST RECORD	WINNING PCT. RANK	LAST 10 GAMES	STRENGTH OF SCHEDULE	OPP. STRENGTH OF SCHEDULE	TEAM RPI	ADJ RPI	CONF. RPI	ADJ CONF. RPI		
DIV. I ONLY		6-3-3	.625	85	5-3-2	48	79	53	.58774	54	2	2
DIV. I NON-CONF.		6-1-2	.77778	38	5-1-1	53	102	33	.61696	34	2	2
<hr/>												
TOTALS	RPI 1-25	RPI 26-50		W-L RECORDS		RPI 51-100		RPI 101-150		RPI 150+		
6-3-3	0-1-0	0-2-1		OVERALL		0-0-2		3-0-0		3-0-0		
3-2-0	0-1-0	0-1-0		HOME		0-0-0		1-0-0		2-0-0		
2-1-3	0-0-0	0-1-1		AWAY		0-0-2		2-0-0		0-0-0		
1-0-0	0-0-0	0-0-0		NEUTRAL		0-0-0		0-0-0		1-0-0		
<hr/>												
6-1-2	0-0-0	0-1-1		NON-CONFERENCE		0-0-1		3-0-0		3-0-0		
3-0-0	0-0-0	0-0-0		HOME		0-0-0		1-0-0		2-0-0		
2-1-2	0-0-0	0-1-		AWAY		0-0-1		2-0-0		0-0-0		
1-0-0	0-0-0	0-0-0		NEUTRAL		0-0-0		0-0-0		1-0-0		
<hr/>												
0-2-1	0-1-0	0-1-0		CONFERENCE		0-0-1		0-0-0		0-0-0		
0-2-0	0-1-0	0-1-0		HOME		0-0-0		0-0-0		0-0-0		
0-0-1	0-0-0	0-0-0		AWAY		0-0-1		0-0-0		0-0-0		
0-0-0	0-0-0	0-0-0		NEUTRAL		0-0-0		0-0-0		0-0-0		
<hr/>												
RPI	S	Opponent	Score	RPI	S	Opponent	Score	RPI	S	Opponent	Score	
24	H	Washington	1 2	27	A	Denver	1 4	76	A	Oregon	0 0	
				34	H	Washington St.	0 1	85	A	Northwestern	2 2	
				41	A	Colorado Col.	0 0					
										123	A Northern Colo.	
										132	A Wyoming	
										143	H Wright St.	
										173	H Air Force	
										184	N Cincinnati	
										231	H LIU Brooklyn	

Non-Div. I Games:

Colorado

[illegible]

Non-Div. I Games:

Cal St. Northridge

Average RPI Win: 147		WON-LOST RECORD		WINNING PCT. RANK		LAST 10 GAMES		STRENGTH OF SCHEDULE		OPP. STRENGTH OF SCHEDULE		TEAM RPI		ADJ RPI		CONF. RPI		ADJ CONF. RPI	
DIV. I ONLY		10-3-1		.75 26		6-3-1		143		70		57		.58408 56		6		6	
DIV. I NON-CONF.		9-0-0		1 1		5-0-0		160		81		27		.63491 27		6		6	
TOTALS		RPI 1-25		RPI 26-50		W-L RECORDS		RPI 51-100		RPI 101-150		RPI 150+							
10-3-1		0-0-0		1-2-0		OVERALL		3-0-0		2-1-1		4-0-0							
8-0-1		0-0-0		0-0-0		HOME		3-0-0		2-0-1		3-0-0							
2-3-0		0-0-0		1-2-0		AWAY		0-0-0		0-1-0		1-0-0							
0-0-0		0-0-0		0-0-0		NEUTRAL		0-0-0		0-0-0		0-0-0							
9-0-0		0-0-0		1-0-0		NON-CONFERENCE		3-0-0		1-0-0		4-0-0							
7-0-0		0-0-0		0-0-0		HOME		3-0-0		1-0-0		3-0-0							
2-0-0		0-0-0		1-0-		AWAY		0-0-0		0-0-0		1-0-0							
0-0-0		0-0-0		0-0-0		NEUTRAL		0-0-0		0-0-0		0-0-0							
1-3-1		0-0-0		0-2-0		CONFERENCE		0-0-0		1-1-1		0-0-0							
1-0-1		0-0-0		0-0-0		HOME		0-0-0		1-0-1		0-0-0							
0-3-0		0-0-0		0-2-0		AWAY		0-0-0		0-1-0		0-0-0							
0-0-0		0-0-0		0-0-0		NEUTRAL		0-0-0		0-0-0		0-0-0							
RPI S	Opponent	Score		RPI S	Opponent	Score		RPI S	Opponent	Score		RPI S	Opponent	Score					
				28 A	Memphis	3	2	59 H	Vanderbilt	3	1	111 A	Oklahoma	0	1				
				38 A	West Virginia	0	1	65 H	North Texas	3	2	111 H	Oklahoma	1	1				
				43 A	Kansas	1	2	80 H	Rice	4	0	116 H	Iowa St.	1	0				
												124 H	Fresno St.	2	0				
												239 A	UAB	4	2				
												241 H	UMKC	1	0				
												243 H	Creighton	4	1				
												274 H	Weber St.	1	0				
				LAST 10 GAMES															
				111 H	Oklahoma	1	1	65 H	North Texas	3	2								
				116 H	Iowa St.	1	0	80 H	Rice	4	0								
				38 A	West Virginia	0	1	111 A	Oklahoma	0	1								
				43 A	Kansas	1	2	28 A	Memphis	3	2								
				124 H	Fresno St.	2	0	239 A	UAB	4	2								

Non-Div. I Games:

Oklahoma St.

Average RPI Win:	90	WON-LOST	WINNING	LAST 10	STRENGTH OF	OPP. STRENGTH	TEAM	ADJ	CONF.	ADJ CONF.	
Average RPI Loss:	59	RECORD	PCT. RANK	GAMES	SCHEDULE	OF SCHEDULE	RPI	RPI	RPI	RPI	
DIV. I ONLY	5-4-4	.53846	150	4-3-3	41	32	58	.58093	57	3	3
DIV. I NON-CONF.	4-1-2	.71429	57	3-0-1	67	35	40	.60648	39	3	3
<hr/>											
TOTALS	RPI 1-25	RPI 26-50		W-L RECORDS	RPI 51-100		RPI 101-150		RPI 150+		
5-4-4	0-1-0	1-2-1		OVERALL	1-0-2		3-1-1		0-0-0		
3-4-3	0-1-0	1-2-1		HOME	1-0-1		1-1-1		0-0-0		
2-0-1	0-0-0	0-0-0		AWAY	0-0-1		2-0-0		0-0-0		
0-0-0	0-0-0	0-0-0		NEUTRAL	0-0-0		0-0-0		0-0-0		
<hr/>											
4-1-2	0-0-0	1-0-0		NON-CONFERENCE	1-0-1		2-1-1		0-0-0		
3-1-2	0-0-0	1-0-0		HOME	1-0-1		1-1-1		0-0-0		
1-0-0	0-0-0	0-0-		AWAY	0-0-0		1-0-0		0-0-0		
0-0-0	0-0-0	0-0-0		NEUTRAL	0-0-0		0-0-0		0-0-0		
<hr/>											
1-3-2	0-1-0	0-2-1		CONFERENCE	0-0-1		1-0-0		0-0-0		
0-3-1	0-1-0	0-2-1		HOME	0-0-0		0-0-0		0-0-0		
1-0-1	0-0-0	0-0-0		AWAY	0-0-1		1-0-0		0-0-0		
0-0-0	0-0-0	0-0-0		NEUTRAL	0-0-0		0-0-0		0-0-0		
<hr/>											
RPI S	Opponent	Score		RPI S	Opponent	Score		RPI S	Opponent	Score	
9	H Texas A&M	0 1		28	H Memphis	2 1		70	A Georgia	2 2	
				35	H Kentucky	1 2		78	H Stephen F. Austin	2 1	
				45	H Auburn	1 3		80	H Rice	1 1	
				49	H Alabama	1 1					

Average RPI Win: 133		WON-LOST RECORD	WINNING PCT. RANK	LAST 10 GAMES	STRENGTH OF SCHEDULE	OPP. STRENGTH OF SCHEDULE	TEAM RPI	ADJ RPI	CONF. RPI	ADJ CONF. RPI					
Average RPI Loss: 74															
DIV. I ONLY		8-3-0	.72727 38	8-2-0	130	54	56	.57784 58	12	12					
DIV. I NON-CONF.		6-3-0	.66667 75	6-2-0	154	33	77	.55618 78	13	13					
<hr/>															
TOTALS		RPI 1-25		RPI 26-50		W-L RECORDS		RPI 51-100		RPI 101-150		RPI 150+			
8-3-0		0-0-0		0-1-0		OVERALL		3-1-0		2-1-0		3-0-0			
3-2-0		0-0-0		0-1-0		HOME		1-0-0		2-1-0		0-0-0			
5-1-0		0-0-0		0-0-0		AWAY		2-1-0		0-0-0		3-0-0			
0-0-0		0-0-0		0-0-0		NEUTRAL		0-0-0		0-0-0		0-0-0			
6-3-0		0-0-0		0-1-0		NON-CONFERENCE		2-1-0		2-1-0		2-0-0			
3-2-0		0-0-0		0-1-0		HOME		1-0-0		2-1-0		0-0-0			
3-1-0		0-0-0		0-0-		AWAY		1-1-0		0-0-0		2-0-0			
0-0-0		0-0-0		0-0-0		NEUTRAL		0-0-0		0-0-0		0-0-0			
2-0-0		0-0-0		0-0-0		CONFERENCE		1-0-0		0-0-0		1-0-0			
0-0-0		0-0-0		0-0-0		HOME		0-0-0		0-0-0		0-0-0			
2-0-0		0-0-0		0-0-0		AWAY		1-0-0		0-0-0		1-0-0			
0-0-0		0-0-0		0-0-0		NEUTRAL		0-0-0		0-0-0		0-0-0			
RPI	S	Opponent	Score	RPI	S	Opponent	Score	RPI	S	Opponent	Score				
				31	H	Central Mich.	2 4	75	A	Texas	2 3	103	H	Boston U.	2 1
								77	A	Massachusetts	4 0	115	H	DePaul	1 2
								84	A	Harvard	3 1	143	H	Wright St.	3 0
								85	H	Northwestern	5 2	176	A	Rhode Island	7 2
												197	A	Northeastern	3 1
												201	A	UTSA	5 1
<hr/>															
LAST 10 GAMES															
				176	A	Rhode Island	7 2	115	H	DePaul	1 2				
				77	A	Massachusetts	4 0	31	H	Central Mich.	2 4				
				143	H	Wright St.	3 0	85	H	Northwestern	5 2				
				197	A	Northeastern	3 1	103	H	Boston U.	2 1				
				84	A	Harvard	3 1	201	A	UTSA	5 1				

Non-Div. I Games:

Dayton

[illegible]

Non-Div. I Games:

Vanderbilt

Average RPI Win:		169	WON-LOST RECORD		WINNING PCT. RANK		LAST 10 GAMES		STRENGTH OF SCHEDULE		OPP. STRENGTH OF SCHEDULE		TEAM RPI		ADJ RPI		CONF. RPI		ADJ CONF. RPI	
DIV. I ONLY			6-4-0		.6 101		6-4-0		57		98		60		.57406 60		11		11	
DIV. I NON-CONF.			5-3-0		.625 95		5-3-0		77		67		64		.57056 66		12		12	
TOTALS		RPI 1-25		RPI 26-50		W-L RECORDS		RPI 51-100		RPI 101-150		RPI 150+								
6-4-0		0-2-0		0-0-0		OVERALL		1-2-0		2-0-0		3-0-0								
3-2-0		0-1-0		0-0-0		HOME		0-1-0		1-0-0		2-0-0								
2-2-0		0-1-0		0-0-0		AWAY		0-1-0		1-0-0		1-0-0								
1-0-0		0-0-0		0-0-0		NEUTRAL		1-0-0		0-0-0		0-0-0								
5-3-0		0-2-0		0-0-0		NON-CONFERENCE		1-1-0		1-0-0		3-0-0								
2-2-0		0-1-0		0-0-0		HOME		0-1-0		0-0-0		2-0-0								
2-1-0		0-1-0		0-0-		AWAY		0-0-0		1-0-0		1-0-0								
1-0-0		0-0-0		0-0-0		NEUTRAL		1-0-0		0-0-0		0-0-0								
1-1-0		0-0-0		0-0-0		CONFERENCE		0-1-0		1-0-0		0-0-0								
1-0-0		0-0-0		0-0-0		HOME		0-0-0		1-0-0		0-0-0								
0-1-0		0-0-0		0-0-0		AWAY		0-1-0		0-0-0		0-0-0								
0-0-0		0-0-0		0-0-0		NEUTRAL		0-0-0		0-0-0		0-0-0								
RPI	S	Opponent		Score		RPI	S	Opponent		Score		RPI	S	Opponent		Score				
15	A	UCF		0	2			53	H	Rutgers	1	2	108	A	Fordham		3	0		
19	H	Pepperdine		0	1			69	A	Princeton	1	2	129	H	Brown		2	1		
								96	N	South Fla.	2	1	178	A	Maine		3	1		
													227	H	New Hampshire		3	0		
													277	H	NJIT		5	0		
LAST 10 GAMES						LAST 10 GAMES														
						19	H	Pepperdine	0	1	227	H	New Hampshire	3	0					
						69	A	Princeton	1	2	53	H	Rutgers	1	2					
						129	H	Brown	2	1	178	A	Maine	3	1					
						277	H	NJIT	5	0	96	N	South Fla.	2	1					
						108	A	Fordham	3	0	15	A	UCF	0	2					

Non-Div. I Games:




Dartmouth

Average RPI Win: 153		WON-LOST	WINNING	LAST 10	STRENGTH OF		OPP. STRENGTH	TEAM	ADJ		CONF.	ADJ CONF.
Average RPI Loss: 56		RECORD	PCT. RANK	GAMES	SCHEDULE		OF SCHEDULE	RPI	RPI		RPI	RPI
DIV. I ONLY		8-3-2	.69231	55	5-3-2		112	72	61		.57339	61
DIV. I NON-CONF.		6-1-1	.8125	27	3-1-1		197	109	68		.56744	68
TOTALS		RPI 1-25	RPI 26-50		W-L RECORDS		RPI 51-100		RPI 101-150		RPI 150+	
8-3-2		0-0-0	0-2-1		OVERALL		1-1-0		3-0-1		4-0-0	
7-1-1		0-0-0	0-0-1		HOME		1-1-0		3-0-0		3-0-0	
1-2-1		0-0-0	0-2-0		AWAY		0-0-0		0-0-1		1-0-0	
0-0-0		0-0-0	0-0-0		NEUTRAL		0-0-0		0-0-0		0-0-0	
6-1-1		0-0-0	0-0-0		NON-CONFERENCE		0-1-0		2-0-1		4-0-0	
5-1-0		0-0-0	0-0-0		HOME		0-1-0		2-0-0		3-0-0	
1-0-1		0-0-0	0-0-		AWAY		0-0-0		0-0-1		1-0-0	
0-0-0		0-0-0	0-0-0		NEUTRAL		0-0-0		0-0-0		0-0-0	
2-2-1		0-0-0	0-2-1		CONFERENCE		1-0-0		1-0-0		0-0-0	
2-0-1		0-0-0	0-0-1		HOME		1-0-0		1-0-0		0-0-0	
0-2-0		0-0-0	0-2-0		AWAY		0-0-0		0-0-0		0-0-0	
0-0-0		0-0-0	0-0-0		NEUTRAL		0-0-0		0-0-0		0-0-0	
RPI S	Opponent	Score	RPI S	Opponent	Score	RPI S	Opponent	Score	RPI S	Opponent	Score	
			30 A	Wisconsin	0 1	63 H	Purdue	2 1	102 H	Nebraska	2 1	
			39 H	Iowa	0 0	88 H	Cal St. Fullerton	0 1	108 H	Fordham	2 1	
			50 A	Minnesota	0 1				128 A	Oakland	0 0	
									131 H	Eastern Mich.	2 0	
									154 H	Loyola Maryland	3 1	
									161 H	Western Mich.	1 0	
									229 H	Akron	2 1	
									275 A	Bowling Green	4 0	
LAST 10 GAMES												
			39 H	Iowa	0 0	161 H	Western Mich.	1 0				
			102 H	Nebraska	2 1	131 H	Eastern Mich.	2 0				
			50 A	Minnesota	0 1	128 A	Oakland	0 0				
			30 A	Wisconsin	0 1	229 H	Akron	2 1				
			63 H	Purdue	2 1	88 H	Cal St. Fullerton	0 1				

Non-Div. I Games:

Michigan St.

S
M
U

 Tie,  Loss,  Non-Conf, S Site, H Home, A Away, N Neutral Page 62

Average RPI Win: 163		WON-LOST RECORD	WINNING PCT. RANK		LAST 10 GAMES	STRENGTH OF SCHEDULE	OPP. STRENGTH OF SCHEDULE	TEAM RPI	ADJ RPI		CONF. RPI	ADJ CONF. RPI				
Average RPI Loss: 57																
DIV. I ONLY		7-4-2	.61538	94	5-3-2	92	57	63	.57152	63	4	4				
DIV. I NON-CONF.		5-2-1	.6875	68	3-1-1	108	77	67	.57066	65	4	4				
<hr/>																
TOTALS		RPI 1-25		RPI 26-50		W-L RECORDS		RPI 51-100		RPI 101-150		RPI 150+				
7-4-2		0-0-0		1-2-2		OVERALL		1-2-0		1-0-0		4-0-0				
6-1-2		0-0-0		1-0-2		HOME		1-1-0		0-0-0		4-0-0				
1-3-0		0-0-0		0-2-0		AWAY		0-1-0		1-0-0		0-0-0				
0-0-0		0-0-0		0-0-0		NEUTRAL		0-0-0		0-0-0		0-0-0				
5-2-1		0-0-0		1-1-1		NON-CONFERENCE		0-1-0		0-0-0		4-0-0				
5-1-1		0-0-0		1-0-1		HOME		0-1-0		0-0-0		4-0-0				
0-1-0		0-0-0		0-0-		AWAY		0-0-0		0-0-0		0-0-0				
0-0-0		0-0-0		0-0-0		NEUTRAL		0-0-0		0-0-0		0-0-0				
2-2-1		0-0-0		0-1-1		CONFERENCE		1-1-0		1-0-0		0-0-0				
1-0-1		0-0-0		0-0-1		HOME		1-0-0		0-0-0		0-0-0				
1-2-0		0-0-0		0-1-0		AWAY		0-1-0		1-0-0		0-0-0				
0-0-0		0-0-0		0-0-0		NEUTRAL		0-0-0		0-0-0		0-0-0				
RPI	S	Opponent	Score	RPI	S	Opponent	Score	RPI	S	Opponent	Score					
				31	H	Central Mich.	2 0	61	A	Michigan St.	1 2	102	A	Nebraska	2 1	
				32	H	Illinois	1 1	82	H	Butler	0 1	199	H	UT Martin	2 0	
				38	H	West Virginia	2 2	85	H	Northwestern	1 0	213	H	Toledo	2 0	
				39	A	Iowa	2 3					245	H	Eastern Ill.	2 1	
				46	A	Louisville	3 4					267	H	Evansville	4 0	
<hr/>																
LAST 10 GAMES																
				32	H	Illinois	1 1	31	H	Central Mich.	2 0					
				85	H	Northwestern	1 0	38	H	West Virginia	2 2					
				39	A	Iowa	2 3	267	H	Evansville	4 0					
				102	A	Nebraska	2 1	199	H	UT Martin	2 0					
				61	A	Michigan St.	1 2	82	H	Butler	0 1					

Non-Div. I Games:

Purdue

Average RPI Win:	160	WON-LOST RECORD	WINNING PCT. RANK	LAST 10 GAMES	STRENGTH OF SCHEDULE	OPP. STRENGTH OF SCHEDULE	TEAM RPI	ADJ RPI	CONF. RPI	ADJ CONF. RPI		
Average RPI Loss:	54											
DIV. I ONLY		9-3-0	.75	26	9-1-0	193	38	65	.5683	64	13	13
DIV. I NON-CONF.		6-3-0	.66667	75	6-1-0	96	28	58	.57801	59	11	11
<hr/>												
TOTALS	RPI 1-25	RPI 26-50		W-L RECORDS		RPI 51-100		RPI 101-150		RPI 150+		
9-3-0	0-2-0	1-0-0		OVERALL		0-0-0		3-1-0		5-0-0		
3-2-0	0-1-0	0-0-0		HOME		0-0-0		0-1-0		3-0-0		
4-1-0	0-1-0	1-0-0		AWAY		0-0-0		2-0-0		1-0-0		
2-0-0	0-0-0	0-0-0		NEUTRAL		0-0-0		1-0-0		1-0-0		
<hr/>												
6-3-0	0-2-0	1-0-0		NON-CONFERENCE		0-0-0		2-1-0		3-0-0		
2-2-0	0-1-0	0-0-0		HOME		0-0-0		0-1-0		2-0-0		
2-1-0	0-1-0	1-0-		AWAY		0-0-0		1-0-0		0-0-0		
2-0-0	0-0-0	0-0-0		NEUTRAL		0-0-0		1-0-0		1-0-0		
<hr/>												
3-0-0	0-0-0	0-0-0		CONFERENCE		0-0-0		1-0-0		2-0-0		
1-0-0	0-0-0	0-0-0		HOME		0-0-0		0-0-0		1-0-0		
2-0-0	0-0-0	0-0-0		AWAY		0-0-0		1-0-0		1-0-0		
0-0-0	0-0-0	0-0-0		NEUTRAL		0-0-0		0-0-0		0-0-0		
<hr/>												
RPI S	Opponent	Score	RPI S	Opponent	Score	RPI S	Opponent	Score	RPI S	Opponent	Score	
13 H	Duke	1 4	45 A	Auburn	2 0				117 A	Villanova	1 0	
18 A	Tennessee	0 1							130 H	VCU	1 2	
									140 N	Seton Hall	1 0	
									150 A	George Mason	1 0	
									156 H	Richmond	3 0	
									171 H	Davidson	3 0	
									192 H	James Madison	2 0	
									229 N	Akron	4 0	
									240 A	Towson	5 0	
<hr/>												
LAST 10 GAMES												
			240 A	Towson	5 0	140 N	Seton Hall	1 0				
			150 A	George Mason	1 0	117 A	Villanova	1 0				
			192 H	James Madison	2 0	45 A	Auburn	2 0				
			130 H	VCU	1 2	156 H	Richmond	3 0				
			171 H	Davidson	3 0	229 N	Akron	4 0				

Non-Div. I Games:

William & Mary

Average RPI Win:		216	WON-LOST RECORD		WINNING PCT. RANK		LAST 10 GAMES		STRENGTH OF SCHEDULE		OPP. STRENGTH OF SCHEDULE		TEAM RPI		ADJ RPI		CONF. RPI		ADJ CONF. RPI	
DIV. I ONLY			9-3-1		.73077 35		6-3-1		123		147		64		.56809 65		16		16	
DIV. I NON-CONF.			5-3-1		.61111 105		2-3-1		98		91		87		.55147 87		16		16	
TOTALS		RPI 1-25		RPI 26-50		W-L RECORDS		RPI 51-100		RPI 101-150		RPI 150+								
9-3-1		0-1-1		0-0-0		OVERALL		0-2-0		1-0-0		8-0-0								
4-1-1		0-0-1		0-0-0		HOME		0-1-0		1-0-0		3-0-0								
5-1-0		0-0-0		0-0-0		AWAY		0-1-0		0-0-0		5-0-0								
0-1-0		0-1-0		0-0-0		NEUTRAL		0-0-0		0-0-0		0-0-0								
5-3-1		0-1-1		0-0-0		NON-CONFERENCE		0-2-0		1-0-0		4-0-0								
2-1-1		0-0-1		0-0-0		HOME		0-1-0		1-0-0		1-0-0								
3-1-0		0-0-0		0-0-		AWAY		0-1-0		0-0-0		3-0-0								
0-1-0		0-1-0		0-0-0		NEUTRAL		0-0-0		0-0-0		0-0-0								
4-0-0		0-0-0		0-0-0		CONFERENCE		0-0-0		0-0-0		4-0-0								
2-0-0		0-0-0		0-0-0		HOME		0-0-0		0-0-0		2-0-0								
2-0-0		0-0-0		0-0-0		AWAY		0-0-0		0-0-0		2-0-0								
0-0-0		0-0-0		0-0-0		NEUTRAL		0-0-0		0-0-0		0-0-0								
RPI	S	Opponent		Score		RPI	S	Opponent		Score		RPI	S	Opponent		Score				
16	N	Long Beach St.		2	3							114	H	Houston		2	1			
21	H	Baylor		0	0							168	A	Missouri St.		1	0			
												177	A	Oral Roberts		2	1			
												200	H	South Ala.		4	0			
												206	H	Troy		5	1			
												219	A	La.-Lafayette		2	0			
												255	A	Sam Houston St.		1	0			
												291	A	La.-Monroe		2	1			
												311	H	Texas Southern		6	0			
LAST 10 GAMES																				
206		H Troy		5	1	56	A	Oklahoma St.		2	3									
200		H South Ala.		4	0	16	N	Long Beach St.		2	3									
291		A La.-Monroe		2	1	21	H	Baylor		0	0									
219		A La.-Lafayette		2	0	311	H	Texas Southern		6	0									
98		H TCU		0	1	114	H	Houston		2	1									

Non-Div. I Games:

North Texas

S
a
n
D
i
e
g
o

San Diego

Average RPI Win:	178	WON-LOST	WINNING	LAST 10	STRENGTH OF	OPP. STRENGTH	TEAM	ADJ	CONF.	ADJ CONF.		
Average RPI Loss:	31	RECORD	PCT. RANK	GAMES	SCHEDULE	OF SCHEDULE	RPI	RPI	RPI	RPI		
DIV. I ONLY		7-5-1	.57692	117	5-4-1	85	43	67	.56627	67	7	7
DIV. I NON-CONF.		4-2-1	.64286	88	2-1-1	138	32	78	.55697	77	7	7
<hr/>												
TOTALS	RPI 1-25	RPI 26-50			W-L RECORDS		RPI 51-100		RPI 101-150		RPI 150+	
7-5-1	0-3-1	0-1-0			OVERALL		0-1-0		3-0-0		4-0-0	
4-2-0	0-2-0	0-0-0			HOME		0-0-0		1-0-0		3-0-0	
3-2-0	0-0-0	0-1-0			AWAY		0-1-0		2-0-0		1-0-0	
0-1-1	0-1-1	0-0-0			NEUTRAL		0-0-0		0-0-0		0-0-0	
<hr/>												
4-2-1	0-2-1	0-0-0			NON-CONFERENCE		0-0-0		0-0-0		4-0-0	
3-1-0	0-1-0	0-0-0			HOME		0-0-0		0-0-0		3-0-0	
1-0-0	0-0-0	0-0-			AWAY		0-0-0		0-0-0		1-0-0	
0-1-1	0-1-1	0-0-0			NEUTRAL		0-0-0		0-0-0		0-0-0	
<hr/>												
3-3-0	0-1-0	0-1-0			CONFERENCE		0-1-0		3-0-0		0-0-0	
1-1-0	0-1-0	0-0-0			HOME		0-0-0		1-0-0		0-0-0	
2-2-0	0-0-0	0-1-0			AWAY		0-1-0		2-0-0		0-0-0	
0-0-0	0-0-0	0-0-0			NEUTRAL		0-0-0		0-0-0		0-0-0	
<hr/>												
RPI S	Opponent	Score	RPI S	Opponent	Score	RPI S	Opponent	Score	RPI S	Opponent	Score	
6 N	North Carolina	0 2	26 A	Georgetown	0 4	93 A	Syracuse	2 3	107 A	St. John's (NY)	5 1	
8 N	Santa Clara	1 1							115 H	DePaul	3 2	
10 H	Boston College	3 4							117 A	Villanova	2 1	
20 H	Notre Dame	0 4							157 H	Marist	3 1	
									178 H	Maine	3 0	
									286 A	Central Conn. St.	4 1	
									287 H	Vermont	4 2	
<hr/>												
LAST 10 GAMES												
20 H	Notre Dame	0 4	93 A	Syracuse	2 3							
115 H	DePaul	3 2	286 A	Central Conn. St.	4 1							
117 A	Villanova	2 1	157 H	Marist	3 1							
26 A	Georgetown	0 4	8 N	Santa Clara	1 1							
107 A	St. John's (NY)	5 1	6 N	North Carolina	0 2							

Non-Div. I Games:

Connecticut

Average RPI Win: 146		WON-LOST RECORD	WINNING PCT. RANK		LAST 10 GAMES	STRENGTH OF SCHEDULE	OPP. STRENGTH OF SCHEDULE	TEAM RPI	ADJ RPI	CONF. RPI	ADJ CONF. RPI							
Average RPI Loss: 41																		
DIV. I ONLY		5-5-2	.5	159	5-3-2	38	52	66	.56563	68	2	2						
DIV. I NON-CONF.		4-4-1	.5	152	4-2-1	69	53	94	.54414	96	2	2						
<hr/>																		
TOTALS		RPI 1-25		RPI 26-50		W-L RECORDS		RPI 51-100		RPI 101-150		RPI 150+						
5-5-2		0-4-0		1-0-0		OVERALL		0-0-1		2-0-1		2-1-0						
1-2-2		0-2-0		0-0-0		HOME		0-0-1		1-0-1		0-0-0						
3-2-0		0-1-0		1-0-0		AWAY		0-0-0		0-0-0		2-1-0						
1-1-0		0-1-0		0-0-0		NEUTRAL		0-0-0		1-0-0		0-0-0						
4-4-1		0-3-0		0-0-0		NON-CONFERENCE		0-0-1		2-0-0		2-1-0						
1-1-1		0-1-0		0-0-0		HOME		0-0-1		1-0-0		0-0-0						
2-2-0		0-1-0		0-0-		AWAY		0-0-0		0-0-0		2-1-0						
1-1-0		0-1-0		0-0-0		NEUTRAL		0-0-0		1-0-0		0-0-0						
1-1-1		0-1-0		1-0-0		CONFERENCE		0-0-0		0-0-1		0-0-0						
0-1-1		0-1-0		0-0-0		HOME		0-0-0		0-0-1		0-0-0						
1-0-0		0-0-0		1-0-0		AWAY		0-0-0		0-0-0		0-0-0						
0-0-0		0-0-0		0-0-0		NEUTRAL		0-0-0		0-0-0		0-0-0						
RPI	S	Opponent		Score		RPI	S	Opponent		Score		RPI	S	Opponent		Score		
2	H	UCLA		1 2		40	A	California		2 1		79	H	Loyola Marymount		0 0		
4	H	BYU		0 1								105	H	Southern California		1 1		
16	A	Long Beach St.		1 2								113	H	FIU		2 0		
19	N	Pepperdine		1 2								114	N	Houston		2 1		
												162	A	Pacific		1 2		
												222	A	Northern Ariz.		3 0		
												243	A	Creighton		3 1		
<hr/>																		
LAST 10 GAMES																		
105 H Southern California						1	1	113 H FIU						2	0			
2 H UCLA						1	2	114 N Houston						2	1			
162 A Pacific						1	2	19 N Pepperdine						1	2			
40 A California						2	1	243 A Creighton						3	1			
79 H Loyola Marymount						0	0	222 A Northern Ariz.						3	0			

Non-Div. I Games:

Arizona

Average RPI Win:		204	WON-LOST		WINNING		LAST 10		STRENGTH OF		OPP. STRENGTH		TEAM	ADJ		CONF.	ADJ CONF.		
Average RPI Loss:		22	RECORD		PCT. RANK		GAMES		SCHEDULE		OF SCHEDULE		RPI	RPI		RPI	RPI		
DIV. I ONLY			6-3-1		.65		75	6-3-1		97		106		68	.56499		69	11	11
DIV. I NON-CONF.			4-3-1		.5625		127	4-3-1		106		88		108	.53534		110	12	12
TOTALS		RPI 1-25		RPI 26-50			W-L RECORDS			RPI 51-100			RPI 101-150			RPI 150+			
6-3-1		0-2-0		0-0-0			OVERALL			1-1-0			1-0-1			4-0-0			
3-1-1		0-1-0		0-0-0			HOME			1-0-0			1-0-1			1-0-0			
3-1-0		0-1-0		0-0-0			AWAY			0-0-0			0-0-0			3-0-0			
0-1-0		0-0-0		0-0-0			NEUTRAL			0-1-0			0-0-0			0-0-0			
4-3-1		0-2-0		0-0-0			NON-CONFERENCE			0-1-0			1-0-1			3-0-0			
2-1-1		0-1-0		0-0-0			HOME			0-0-0			1-0-1			1-0-0			
2-1-0		0-1-0		0-0-			AWAY			0-0-0			0-0-0			2-0-0			
0-1-0		0-0-0		0-0-0			NEUTRAL			0-1-0			0-0-0			0-0-0			
2-0-0		0-0-0		0-0-0			CONFERENCE			1-0-0			0-0-0			1-0-0			
1-0-0		0-0-0		0-0-0			HOME			1-0-0			0-0-0			0-0-0			
1-0-0		0-0-0		0-0-0			AWAY			0-0-0			0-0-0			1-0-0			
0-0-0		0-0-0		0-0-0			NEUTRAL			0-0-0			0-0-0			0-0-0			
RPI	S	Opponent		Score		RPI	S	Opponent		Score		RPI	S	Opponent		Score			
2	A	UCLA		0	7							51	N	UC Irvine		1	2		
12	H	Wake Forest		1	2							60	H	Dartmouth		2	1		

Non-Div. I Games:

Princeton

Average RPI Win: 140		WON-LOST RECORD	WINNING PCT. RANK		LAST 10 GAMES	STRENGTH OF SCHEDULE	OPP. STRENGTH OF SCHEDULE	TEAM RPI	ADJ RPI		CONF. RPI	ADJ CONF. RPI					
Average RPI Loss: 36																	
DIV. I ONLY		5-6-2	.46154	180	3-5-2	30	60	69	.56295	70	3	3					
DIV. I NON-CONF.		4-3-0	.57143	118	2-2-0	27	130	53	.58148	54	3	3					
TOTALS		RPI 1-25		RPI 26-50		W-L RECORDS		RPI 51-100		RPI 101-150		RPI 150+					
5-6-2		0-3-0		0-2-0		OVERALL		3-1-2		1-0-0		1-0-0					
3-2-2		0-1-0		0-0-0		HOME		2-1-2		1-0-0		0-0-0					
0-4-0		0-2-0		0-2-0		AWAY		0-0-0		0-0-0		0-0-0					
2-0-0		0-0-0		0-0-0		NEUTRAL		1-0-0		0-0-0		1-0-0					
4-3-0		0-1-0		0-1-0		NON-CONFERENCE		2-1-0		1-0-0		1-0-0					
2-1-0		0-0-0		0-0-0		HOME		1-1-0		1-0-0		0-0-0					
0-2-0		0-1-0		0-0-		AWAY		0-0-0		0-0-0		0-0-0					
2-0-0		0-0-0		0-0-0		NEUTRAL		1-0-0		0-0-0		1-0-0					
1-3-2		0-2-0		0-1-0		CONFERENCE		1-0-2		0-0-0		0-0-0					
1-1-2		0-1-0		0-0-0		HOME		1-0-2		0-0-0		0-0-0					
0-2-0		0-1-0		0-1-0		AWAY		0-0-0		0-0-0		0-0-0					
0-0-0		0-0-0		0-0-0		NEUTRAL		0-0-0		0-0-0		0-0-0					
RPI	S	Opponent		Score		RPI	S	Opponent		Score		RPI	S	Opponent		Score	
11	A	Florida		1	4	43	A	Kansas		0	1	57	H	LSU		2	2
14	H	Missouri		1	2	49	A	Alabama		1	2	59	H	Vanderbilt		0	0
15	A	UCF		0	1							81	H	New Mexico		0	2
												83	H	Arkansas		2	0
												96	N	South Fla.		2	1
												99	H	UNC Greensboro		1	0

Non-Div. I Games:

Georgia

Average RPI Win: 198		WON-LOST	WINNING	LAST 10	STRENGTH OF		OPP. STRENGTH	TEAM	ADJ		CONF.	ADJ CONF.
Average RPI Loss: 43		RECORD	PCT. RANK	GAMES	SCHEDULE		OF SCHEDULE	RPI	RPI		RPI	RPI
DIV. I ONLY		9-3-0	.75	26	168		108	71	.5617		16	16
DIV. I NON-CONF.		5-3-0	.625	95	107		75	81	.55283		16	16
TOTALS		RPI 1-25	RPI 26-50		W-L RECORDS		RPI 51-100		RPI 101-150		RPI 150+	
9-3-0		0-0-0	0-2-0		OVERALL		2-1-0		1-0-0		6-0-0	
5-2-0		0-0-0	0-1-0		HOME		1-1-0		0-0-0		4-0-0	
4-1-0		0-0-0	0-1-0		AWAY		1-0-0		1-0-0		2-0-0	
0-0-0		0-0-0	0-0-0		NEUTRAL		0-0-0		0-0-0		0-0-0	
5-3-0		0-0-0	0-2-0		NON-CONFERENCE		2-1-0		0-0-0		3-0-0	
3-2-0		0-0-0	0-1-0		HOME		1-1-0		0-0-0		2-0-0	
2-1-0		0-0-0	0-0-		AWAY		1-0-0		0-0-0		1-0-0	
0-0-0		0-0-0	0-0-0		NEUTRAL		0-0-0		0-0-0		0-0-0	
4-0-0		0-0-0	0-0-0		CONFERENCE		0-0-0		1-0-0		3-0-0	
2-0-0		0-0-0	0-0-0		HOME		0-0-0		0-0-0		2-0-0	
2-0-0		0-0-0	0-0-0		AWAY		0-0-0		1-0-0		1-0-0	
0-0-0		0-0-0	0-0-0		NEUTRAL		0-0-0		0-0-0		0-0-0	
RPI S	Opponent	Score	RPI S	Opponent	Score	RPI S	Opponent	Score	RPI S	Opponent	Score	
			28 A	Memphis	2 3	59 H	Vanderbilt	0 2	113 A	FIU	3 1	
			42 H	Ole Miss	1 3	95 A	Jacksonville St.	2 0	164 H	Arkansas St.	2 1	
						100 H	East Tenn. St.	7 1	225 A	Tennessee Tech	3 2	
									228 H	Belmont	3 0	
									264 A	Fla. Atlantic	3 2	
									290 H	UALR	5 0	
									307 H	Alabama A&M	10 0	
LAST 10 GAMES												
			264 A	Fla. Atlantic	3 2	228 H	Belmont	3 0				
			113 A	FIU	3 1	225 A	Tennessee Tech	3 2				
			164 H	Arkansas St.	2 1	100 H	East Tenn. St.	7 1				
			290 H	UALR	5 0	59 H	Vanderbilt	0 2				
			28 A	Memphis	2 3	307 H	Alabama A&M	10 0				

Non-Div. I Games:

Middle Tenn.

Average RPI Win:	171	WON-LOST	WINNING	LAST 10	STRENGTH OF	OPP. STRENGTH	TEAM	ADJ	CONF.	ADJ CONF.	
Average RPI Loss:	78	RECORD	PCT. RANK	GAMES	SCHEDULE	OF SCHEDULE	RPI	RPI	RPI	RPI	
DIV. I ONLY	8-3-1	.70833	45	6-3-1	151	78	72	.56106	72	12	12
DIV. I NON-CONF.	6-3-1	.65	81	4-3-1	185	48	100	.53968	100	13	13
TOTALS	RPI 1-25	RPI 26-50		W-L RECORDS		RPI 51-100		RPI 101-150		RPI 150+	
8-3-1	0-1-0	0-0-0		OVERALL		1-1-1		1-0-0		6-1-0	
5-2-1	0-1-0	0-0-0		HOME		0-0-1		1-0-0		4-1-0	
3-1-0	0-0-0	0-0-0		AWAY		1-1-0		0-0-0		2-0-0	
0-0-0	0-0-0	0-0-0		NEUTRAL		0-0-0		0-0-0		0-0-0	
6-3-1	0-1-0	0-0-0		NON-CONFERENCE		1-1-1		0-0-0		5-1-0	
3-2-1	0-1-0	0-0-0		HOME		0-0-1		0-0-0		3-1-0	
3-1-0	0-0-0	0-0-		AWAY		1-1-0		0-0-0		2-0-0	
0-0-0	0-0-0	0-0-0		NEUTRAL		0-0-0		0-0-0		0-0-0	
2-0-0	0-0-0	0-0-0		CONFERENCE		0-0-0		1-0-0		1-0-0	
2-0-0	0-0-0	0-0-0		HOME		0-0-0		1-0-0		1-0-0	
0-0-0	0-0-0	0-0-0		AWAY		0-0-0		0-0-0		0-0-0	
0-0-0	0-0-0	0-0-0		NEUTRAL		0-0-0		0-0-0		0-0-0	
RPI S	Opponent	Score		RPI S	Opponent	Score		RPI S	Opponent	Score	
12 H	Wake Forest	0 2				52 A	UNC Wilmington	0 3	130 H	VCU	2 1
						86 H	Clemson	1 1	156 H	Richmond	2 0
						92 A	East Carolina	1 0	169 H	Western Caro.	1 0
									171 H	Davidson	0 1
									174 H	North Florida	2 1
									192 A	James Madison	1 0
									209 A	Col. of Charleston	2 1
									247 H	Francis Marion	6 0

Average RPI Win:	205	WON-LOST	WINNING	LAST 10	STRENGTH OF	OPP. STRENGTH	TEAM	ADJ	CONF.	ADJ CONF.	
Average RPI Loss:	56	RECORD	PCT. RANK	GAMES	SCHEDULE	OF SCHEDULE	RPI	RPI	RPI	RPI	
DIV. I ONLY	8-2-2	.75	26	7-1-2	148	187	73	.55934	73	21	21
DIV. I NON-CONF.	4-2-2	.625	95	3-1-2	75	142	72	.56206	73	20	20
<hr/>											
TOTALS	RPI 1-25	RPI 26-50		W-L RECORDS		RPI 51-100		RPI 101-150		RPI 150+	
8-2-2	0-1-0	0-0-0		OVERALL		1-1-0		2-0-1		5-0-1	
4-1-1	0-1-0	0-0-0		HOME		0-0-0		1-0-1		3-0-0	
2-0-1	0-0-0	0-0-0		AWAY		1-0-0		0-0-0		1-0-1	
2-1-0	0-0-0	0-0-0		NEUTRAL		0-1-0		1-0-0		1-0-0	
<hr/>											
4-2-2	0-1-0	0-0-0		NON-CONFERENCE		0-1-0		2-0-1		2-0-1	
2-1-1	0-1-0	0-0-0		HOME		0-0-0		1-0-1		1-0-0	
0-0-1	0-0-0	0-0-		AWAY		0-0-0		0-0-0		0-0-1	
2-1-0	0-0-0	0-0-0		NEUTRAL		0-1-0		1-0-0		1-0-0	
<hr/>											
4-0-0	0-0-0	0-0-0		CONFERENCE		1-0-0		0-0-0		3-0-0	
2-0-0	0-0-0	0-0-0		HOME		0-0-0		0-0-0		2-0-0	
2-0-0	0-0-0	0-0-0		AWAY		1-0-0		0-0-0		1-0-0	
0-0-0	0-0-0	0-0-0		NEUTRAL		0-0-0		0-0-0		0-0-0	
<hr/>											
RPI S	Opponent	Score		RPI S	Opponent	Score		RPI S	Opponent	Score	
15 H	UCF	0 4									
								97 N	UNLV	1 2	
								100 A	East Tenn. St.	2 1	
								112 N	Tulsa	1 0	
								113 H	FIU	1 0	
								148 H	Illinois St.	2 2	
								152 N	Saint Louis	2 1	
								222 A	Northern Ariz.	1 1	
								263 H	Northern Ky.	6 0	
								292 H	Green Bay	2 1	
								298 H	Lipscomb	2 0	
				312 A	USC Upstate	2 0					
				LAST 10 GAMES							
				263 H	Northern Ky.	6 0		222 A	Northern Ariz.	1 1	
				298 H	Lipscomb	2 0		152 N	Saint Louis	2 1	
				100 A	East Tenn. St.	2 1		112 N	Tulsa	1 0	
				312 A	USC Upstate	2 0		113 H	FIU	1 0	
				97 N	UNLV	1 2		148 H	Illinois St.	2 2	

Non-Div. I Games: Lynn 7 0

Fla. Gulf Coast

Average RPI Win: 163		WON-LOST RECORD	WINNING PCT. RANK		LAST 10 GAMES	STRENGTH OF SCHEDULE	OPP. STRENGTH OF SCHEDULE	TEAM RPI	ADJ RPI	CONF. RPI	ADJ CONF. RPI						
Average RPI Loss: 74																	
DIV. I ONLY		7-4-0	.63636	76	6-4-0	120	63	75	.55871	74	13	13					
DIV. I NON-CONF.		4-4-0	.5	152	3-4-0	76	84	106	.5393	102	11	11					
<hr/>																	
TOTALS		RPI 1-25		RPI 26-50		W-L RECORDS		RPI 51-100		RPI 101-150		RPI 150+					
7-4-0		0-1-0		1-1-0		OVERALL		1-0-0		0-1-0		5-1-0					
4-0-0		0-0-0		1-0-0		HOME		0-0-0		0-0-0		3-0-0					
2-1-0		0-0-0		0-0-0		AWAY		1-0-0		0-0-0		1-1-0					
1-3-0		0-1-0		0-1-0		NEUTRAL		0-0-0		0-1-0		1-0-0					
<hr/>																	
4-4-0		0-1-0		1-1-0		NON-CONFERENCE		0-0-0		0-1-0		3-1-0					
3-0-0		0-0-0		1-0-0		HOME		0-0-0		0-0-0		2-0-0					
0-1-0		0-0-0		0-0-		AWAY		0-0-0		0-0-0		0-1-0					
1-3-0		0-1-0		0-1-0		NEUTRAL		0-0-0		0-1-0		1-0-0					
<hr/>																	
3-0-0		0-0-0		0-0-0		CONFERENCE		1-0-0		0-0-0		2-0-0					
1-0-0		0-0-0		0-0-0		HOME		0-0-0		0-0-0		1-0-0					
2-0-0		0-0-0		0-0-0		AWAY		1-0-0		0-0-0		1-0-0					
0-0-0		0-0-0		0-0-0		NEUTRAL		0-0-0		0-0-0		0-0-0					
<hr/>																	
RPI	S	Opponent		Score		RPI	S	Opponent		Score		RPI	S	Opponent		Score	
12	N	Wake Forest		1	2	26	N	Georgetown		1	2	52	A	UNC Wilmington		1	0
						36	H	Ohio St.		2	0						

Non-Div. I Games:

Hofstra

Average RPI Win:		147	WON-LOST RECORD		WINNING PCT. RANK		LAST 10 GAMES		STRENGTH OF SCHEDULE		OPP. STRENGTH OF SCHEDULE		TEAM RPI		ADJ RPI		CONF. RPI		ADJ CONF. RPI					
DIV. I ONLY			5-5-2		.5		159		4-4-2		65		29		76		.55736		76		2		2	
DIV. I NON-CONF.			5-3-1		.61111		105		4-2-1		118		46		82		.55319		83		2		2	
TOTALS		RPI 1-25		RPI 26-50		W-L RECORDS		RPI 51-100		RPI 101-150		RPI 150+												
5-5-2		0-3-0		0-1-0		OVERALL		1-0-1		2-0-1		2-1-0												
4-1-1		0-1-0		0-0-0		HOME		1-0-1		2-0-0		1-0-0												
1-4-1		0-2-0		0-1-0		AWAY		0-0-0		0-0-1		1-1-0												
0-0-0		0-0-0		0-0-0		NEUTRAL		0-0-0		0-0-0		0-0-0												
5-3-1		0-2-0		0-0-0		NON-CONFERENCE		1-0-0		2-0-1		2-1-0												
4-1-0		0-1-0		0-0-0		HOME		1-0-0		2-0-0		1-0-0												
1-2-1		0-1-0		0-0-		AWAY		0-0-0		0-0-1		1-1-0												
0-0-0		0-0-0		0-0-0		NEUTRAL		0-0-0		0-0-0		0-0-0												
0-2-1		0-1-0		0-1-0		CONFERENCE		0-0-1		0-0-0		0-0-0												
0-0-1		0-0-0		0-0-0		HOME		0-0-1		0-0-0		0-0-0												
0-2-0		0-1-0		0-1-0		AWAY		0-0-0		0-0-0		0-0-0												
0-0-0		0-0-0		0-0-0		NEUTRAL		0-0-0		0-0-0		0-0-0												
RPI	S	Opponent		Score		RPI	S	Opponent		Score		RPI	S	Opponent		Score								
1	A	Stanford		1 2		40	A	California		0 2		51	H	UC Irvine		1 0								
4	H	BYU		0 1								54	H	Colorado		0 0								
23	A	Portland		0 2										122 H Seattle		2 1								
														138 H Gonzaga		4 2								
														139 A St. Mary's (CA)		1 1								
														162 A Pacific		0 1								
														186 A Portland St.		1 0								
														239 H UAB		2 0								
LAST 10 GAMES																								
1 A Stanford						1 2						122 H Seattle						2 1						
40 A California						0 2						139 A St. Mary's (CA)						1 1						
4 H BYU						0 1						162 A Pacific						0 1						
54 H Colorado						0 0						51 H UC Irvine						1 0						
138 H Gonzaga						4 2						186 A Portland St.						1 0						

Non-Div. I Games:

Oregon

Average RPI Win:		202	WON-LOST		WINNING		LAST 10		STRENGTH OF		OPP. STRENGTH		TEAM		ADJ		CONF.		ADJ CONF.	
Average RPI Loss:		51	RECORD		PCT. RANK		GAMES		SCHEDULE		OF SCHEDULE		RPI		RPI		RPI		RPI	
DIV. I ONLY			6-6-0		.5 159		5-5-0		33		129		74		.5569 77		12		12	
DIV. I NON-CONF.			5-5-0		.5 152		4-4-0		42		111		79		.5548 81		13		13	
TOTALS		RPI 1-25		RPI 26-50		W-L RECORDS		RPI 51-100		RPI 101-150		RPI 150+								
6-6-0		0-3-0		0-0-0		OVERALL		0-2-0		1-1-0		5-0-0								
4-3-0		0-1-0		0-0-0		HOME		0-2-0		0-0-0		4-0-0								
2-2-0		0-1-0		0-0-0		AWAY		0-0-0		1-1-0		1-0-0								
0-1-0		0-1-0		0-0-0		NEUTRAL		0-0-0		0-0-0		0-0-0								
5-5-0		0-3-0		0-0-0		NON-CONFERENCE		0-1-0		1-1-0		4-0-0								
3-2-0		0-1-0		0-0-0		HOME		0-1-0		0-0-0		3-0-0								
2-2-0		0-1-0		0-0-		AWAY		0-0-0		1-1-0		1-0-0								
0-1-0		0-1-0		0-0-0		NEUTRAL		0-0-0		0-0-0		0-0-0								
1-1-0		0-0-0		0-0-0		CONFERENCE		0-1-0		0-0-0		1-0-0								
1-1-0		0-0-0		0-0-0		HOME		0-1-0		0-0-0		1-0-0								
0-0-0		0-0-0		0-0-0		AWAY		0-0-0		0-0-0		0-0-0								
0-0-0		0-0-0		0-0-0		NEUTRAL		0-0-0		0-0-0		0-0-0								
RPI	S	Opponent		Score		RPI	S	Opponent		Score		RPI	S	Opponent		Score				
2	H	UCLA		1	2			58	H	Dayton	0	4	103	A	Boston U.		1	0		
12	A	Wake Forest		0	1			84	H	Harvard	0	2	129	A	Brown		0	1		
22	N	Virginia Tech		0	2								198	H	Xavier		2	0		
													203	A	Bryant		3	2		
													227	H	New Hampshire		2	0		
													232	H	Siena		1	0		
													246	H	Albany (NY)		1	0		
LAST 10 GAMES																				
198 H Xavier						2	0	103 A Boston U.						1	0					
58 H Dayton						0	4	22 N Virginia Tech						0	2					
232 H Siena						1	0	12 A Wake Forest						0	1					
129 A Brown						0	1	84 H Harvard						0	2					
227 H New Hampshire						2	0	246 H Albany (NY)						1	0					

Non-Div. I Games:

Massachusetts

Average RPI Win: 193		WON-LOST RECORD		WINNING PCT. RANK		LAST 10 GAMES		STRENGTH OF SCHEDULE		OPP. STRENGTH OF SCHEDULE		TEAM RPI		ADJ RPI		CONF. RPI		ADJ CONF. RPI					
DIV. I ONLY		8-3-0		.72727		38		7-3-0		164		120		78		.55618		78		23		23	
DIV. I NON-CONF.		7-3-0		.7		63		6-3-0		189		89		95		.54519		95		28		27	
TOTALS		RPI 1-25		RPI 26-50		W-L RECORDS		RPI 51-100		RPI 101-150		RPI 150+											
8-3-0		0-1-0		0-1-0		OVERALL		2-1-0		1-0-0		5-0-0											
4-0-0		0-0-0		0-0-0		HOME		1-0-0		1-0-0		2-0-0											
4-2-0		0-1-0		0-0-0		AWAY		1-1-0		0-0-0		3-0-0											
0-1-0		0-0-0		0-1-0		NEUTRAL		0-0-0		0-0-0		0-0-0											
7-3-0		0-1-0		0-1-0		NON-CONFERENCE		2-1-0		1-0-0		4-0-0											
3-0-0		0-0-0		0-0-0		HOME		1-0-0		1-0-0		1-0-0											
4-2-0		0-1-0		0-0-		AWAY		1-1-0		0-0-0		3-0-0											
0-1-0		0-0-0		0-1-0		NEUTRAL		0-0-0		0-0-0		0-0-0											
1-0-0		0-0-0		0-0-0		CONFERENCE		0-0-0		0-0-0		1-0-0											
1-0-0		0-0-0		0-0-0		HOME		0-0-0		0-0-0		1-0-0											
0-0-0		0-0-0		0-0-0		AWAY		0-0-0		0-0-0		0-0-0											
0-0-0		0-0-0		0-0-0		NEUTRAL		0-0-0		0-0-0		0-0-0											
RPI	S	Opponent		Score		RPI	S	Opponent		Score		RPI	S	Opponent		Score							
21	A	Baylor		0 4		47	N	Texas Tech		0 1		57	A	LSU		1 2							
												80	H	Rice		1 0							
												98	A	TCU		2 0							
														114 H Houston		2 0							
														183 A Houston Baptist		2 0							
														221 H Southeastern La.		5 0							
														260 A Texas St.		1 0							
														266 A Jackson St.		8 0							
														321 H Ark.-Pine Bluff		4 0							

Average RPI Win:		183	WON-LOST		WINNING		LAST 10		STRENGTH OF		OPP. STRENGTH		TEAM		ADJ		CONF.		ADJ CONF.					
Average RPI Loss:		64	RECORD		PCT. RANK		GAMES		SCHEDULE		OF SCHEDULE		RPI		RPI		RPI		RPI					
DIV. I ONLY			6-3-2		.63636		76		6-2-2		145		50		80		.55504		79		5		5	
DIV. I NON-CONF.			6-3-2		.63636		92		6-2-2		142		43		83		.55504		79		5		5	
TOTALS			RPI 1-25		RPI 26-50		W-L RECORDS		RPI 51-100		RPI 101-150		RPI 150+											
6-3-2			0-0-1		0-2-0		OVERALL		2-0-1		0-1-0		4-0-0											
4-2-0			0-0-0		0-1-0		HOME		1-0-0		0-1-0		3-0-0											
2-0-2			0-0-1		0-0-0		AWAY		1-0-1		0-0-0		1-0-0											
0-1-0			0-0-0		0-1-0		NEUTRAL		0-0-0		0-0-0		0-0-0											
6-3-2			0-0-1		0-2-0		NON-CONFERENCE		2-0-1		0-1-0		4-0-0											
4-2-0			0-0-0		0-1-0		HOME		1-0-0		0-1-0		3-0-0											
2-0-2			0-0-1		0-0-		AWAY		1-0-1		0-0-0		1-0-0											
0-1-0			0-0-0		0-1-0		NEUTRAL		0-0-0		0-0-0		0-0-0											
0-0-0			0-0-0		0-0-0		CONFERENCE		0-0-0		0-0-0		0-0-0											
0-0-0			0-0-0		0-0-0		HOME		0-0-0		0-0-0		0-0-0											
0-0-0			0-0-0		0-0-0		AWAY		0-0-0		0-0-0		0-0-0											
0-0-0			0-0-0		0-0-0		NEUTRAL		0-0-0		0-0-0		0-0-0											
RPI	S	Opponent	Score		RPI	S	Opponent	Score		RPI	S	Opponent	Score		RPI	S	Opponent	Score						
2	A	UCLA	1	1	30	H	Wisconsin	2	4	51	A	UC Irvine	2	0	119	H	Cal Poly	1	3					
					44	N	Arizona St.	0	3	68	A	Arizona	0	0	183	H	Houston Baptist	2	1					
										88	H	Cal St. Fullerton	2	1	224	A	CSU Bakersfield	2	0					
															254	H	Idaho St.	2	0					
															297	H	Utah Valley	3	2					
					LAST 10 GAMES																			
					297	H	Utah Valley	3	2	30	H	Wisconsin	2	4										
					68	A	Arizona	0	0	224	A	CSU Bakersfield	2	0										
					44	N	Arizona St.	0	3	183	H	Houston Baptist	2	1										
					254	H	Idaho St.	2	0	51	A	UC Irvine	2	0										
					2	A	UCLA	1	1	88	H	Cal St. Fullerton	2	1										

Non-Div. I Games:

Loyola Marymount

Average RPI Win:		178	WON-LOST		WINNING		LAST 10		STRENGTH OF		OPP. STRENGTH		TEAM		ADJ		CONF.		ADJ CONF.	
Average RPI Loss:		54	RECORD		PCT. RANK		GAMES		SCHEDULE		OF SCHEDULE		RPI		RPI		RPI		RPI	
DIV. I ONLY			6-5-2		.53846		150		5-4-1		75		90		79		.55346		80	
DIV. I NON-CONF.			3-4-2		.44444		191		2-3-1		74		108		126		.52121		125	
TOTALS		RPI 1-25		RPI 26-50		W-L RECORDS		RPI 51-100		RPI 101-150		RPI 150+								
6-5-2		0-2-0		0-0-0		OVERALL		1-3-1		1-0-1		4-0-0								
4-2-1		0-1-0		0-0-0		HOME		1-1-0		1-0-1		2-0-0								
2-3-1		0-1-0		0-0-0		AWAY		0-2-1		0-0-0		2-0-0								
0-0-0		0-0-0		0-0-0		NEUTRAL		0-0-0		0-0-0		0-0-0								
3-4-2		0-1-0		0-0-0		NON-CONFERENCE		0-3-1		0-0-1		3-0-0								
2-2-1		0-1-0		0-0-0		HOME		0-1-0		0-0-1		2-0-0								
1-2-1		0-0-0		0-0-		AWAY		0-2-1		0-0-0		1-0-0								
0-0-0		0-0-0		0-0-0		NEUTRAL		0-0-0		0-0-0		0-0-0								
3-1-0		0-1-0		0-0-0		CONFERENCE		1-0-0		1-0-0		1-0-0								
2-0-0		0-0-0		0-0-0		HOME		1-0-0		1-0-0		0-0-0								
1-1-0		0-1-0		0-0-0		AWAY		0-0-0		0-0-0		1-0-0								
0-0-0		0-0-0		0-0-0		NEUTRAL		0-0-0		0-0-0		0-0-0								
RPI	S	Opponent		Score		RPI	S	Opponent		Score		RPI	S	Opponent		Score				
15	A	UCF		0 1								111	H	Oklahoma		1 1				
21	H	Baylor		0 1								56	A	Oklahoma St.		0 4				
												57	A	LSU		1 1				
												62	H	SMU		3 2				
												78	A	Stephen F. Austin		0 1				
												98	H	TCU		0 2				
												112	H	Tulsa		1 0				
												187	A	Southern Miss.		1 0				
												191	A	McNeese St.		2 0				
												255	H	Sam Houston St.		2 0				
												260	H	Texas St.		2 1				

Average RPI Win:		153	WON-LOST RECORD		WINNING PCT. RANK		LAST 10 GAMES		STRENGTH OF SCHEDULE		OPP. STRENGTH OF SCHEDULE		TEAM RPI		ADJ RPI		CONF. RPI		ADJ CONF. RPI				
Average RPI Loss:		69																					
DIV. I ONLY			7-4-1		.625 85		7-3-0		138		66		86		.55327 81		10		10				
DIV. I NON-CONF.			6-4-1		.59091 114		6-3-0		130		49		96		.54797 92		10		10				
TOTALS		RPI 1-25		RPI 26-50		W-L RECORDS		RPI 51-100		RPI 101-150		RPI 150+											
7-4-1		0-1-0		0-1-0		OVERALL		3-0-1		0-2-0		4-0-0											
2-0-1		0-0-0		0-0-0		HOME		0-0-1		0-0-0		2-0-0											
3-3-0		0-1-0		0-1-0		AWAY		2-0-0		0-1-0		1-0-0											
2-1-0		0-0-0		0-0-0		NEUTRAL		1-0-0		0-1-0		1-0-0											
6-4-1		0-1-0		0-1-0		NON-CONFERENCE		3-0-1		0-2-0		3-0-0											
1-0-1		0-0-0		0-0-0		HOME		0-0-1		0-0-0		1-0-0											
3-3-0		0-1-0		0-0-		AWAY		2-0-0		0-1-0		1-0-0											
2-1-0		0-0-0		0-0-0		NEUTRAL		1-0-0		0-1-0		1-0-0											
1-0-0		0-0-0		0-0-0		CONFERENCE		0-0-0		0-0-0		1-0-0											
1-0-0		0-0-0		0-0-0		HOME		0-0-0		0-0-0		1-0-0											
0-0-0		0-0-0		0-0-0		AWAY		0-0-0		0-0-0		0-0-0											
0-0-0		0-0-0		0-0-0		NEUTRAL		0-0-0		0-0-0		0-0-0											
RPI	S	Opponent		Score		RPI	S	Opponent		Score		RPI	S	Opponent		Score							
11	A	Florida		2	3	47	A	Texas Tech		0	2	62	N	SMU		4	1	102	A	Nebraska	0	2	
												70	A	Georgia		2	0	116	N	Iowa St.	0	1	
												75	A	Texas		2	1	170	N	UC Davis	2	0	
												98	H	TCU		1	1	190	H	Boise St.	1	0	
																		218	A	UC Riverside	1	0	
																		289	H	New Mexico St.	1	0	
						LAST 10 GAMES																	
						190	H	Boise St.		1	0	70	A	Georgia		2	0						
						170	N	UC Davis		2	0	75	A	Texas		2	1						
						218	A	UC Riverside		1	0	62	N	SMU		4	1						
						289	H	New Mexico St.		1	0	102	A	Nebraska		0	2						
						11	A	Florida		2	3	116	N	Iowa St.		0	1						

Non-Div. I Games:

New Mexico

Average RPI Win:	211	WON-LOST RECORD	WINNING PCT. RANK	LAST 10 GAMES	STRENGTH OF SCHEDULE	OPP. STRENGTH OF SCHEDULE	TEAM RPI	ADJ RPI	CONF. RPI	ADJ CONF. RPI		
DIV. I ONLY		6-3-2	.63636	76	6-2-2	101	177	81	.55229	82	12	12
DIV. I NON-CONF.		6-3-1	.65	81	6-2-1	73	201	71	.56387	72	13	13
TOTALS	RPI 1-25	RPI 26-50		W-L RECORDS		RPI 51-100		RPI 101-150		RPI 150+		
6-3-2	0-0-0	0-2-0		OVERALL		1-0-0		0-1-0		5-0-2		
4-1-2	0-0-0	0-1-0		HOME		0-0-0		0-0-0		4-0-2		
2-2-0	0-0-0	0-1-0		AWAY		1-0-0		0-1-0		1-0-0		
0-0-0	0-0-0	0-0-0		NEUTRAL		0-0-0		0-0-0		0-0-0		
6-3-1	0-0-0	0-2-0		NON-CONFERENCE		1-0-0		0-1-0		5-0-1		
4-1-1	0-0-0	0-1-0		HOME		0-0-0		0-0-0		4-0-1		
2-2-0	0-0-0	0-0-		AWAY		1-0-0		0-1-0		1-0-0		
0-0-0	0-0-0	0-0-0		NEUTRAL		0-0-0		0-0-0		0-0-0		
0-0-1	0-0-0	0-0-0		CONFERENCE		0-0-0		0-0-0		0-0-1		
0-0-1	0-0-0	0-0-0		HOME		0-0-0		0-0-0		0-0-1		
0-0-0	0-0-0	0-0-0		AWAY		0-0-0		0-0-0		0-0-0		
0-0-0	0-0-0	0-0-0		NEUTRAL		0-0-0		0-0-0		0-0-0		
RPI S	Opponent	Score	RPI S	Opponent	Score	RPI S	Opponent	Score	RPI S	Opponent	Score	
			29 A	Michigan	0 3	63 A	Purdue	1 0	131 A	Eastern Mich.	0 1	
			46 H	Louisville	0 2				152 H	Saint Louis	0 0	
									199 H	UT Martin	0 0	
									212 A	Ball St.	2 1	
									238 H	IPFW	1 0	
									245 H	Eastern Ill.	3 0	
									252 H	Indiana St.	3 0	
									258 H	Youngstown St.	2 1	
			LAST 10 GAMES									
			152 H	Saint Louis	0 0	199 H	UT Martin	0 0				
			258 H	Youngstown St.	2 1	63 A	Purdue	1 0				
			212 A	Ball St.	2 1	131 A	Eastern Mich.	0 1				
			245 H	Eastern Ill.	3 0	252 H	Indiana St.	3 0				
			29 A	Michigan	0 3	238 H	IPFW	1 0				

Non-Div. I Games:

Butler

Average RPI Win: 115		WON-LOST RECORD		WINNING PCT. RANK		LAST 10 GAMES		STRENGTH OF SCHEDULE		OPP. STRENGTH OF SCHEDULE		TEAM RPI		ADJ RPI		CONF. RPI		ADJ CONF. RPI					
DIV. I ONLY		5-6-1		.45833 188		3-6-1		52		35		83		.55153 83		3		3					
DIV. I NON-CONF.		3-3-0		.5 152		1-3-0		78		98		111		.53607 109		3		3					
TOTALS		RPI 1-25		RPI 26-50		W-L RECORDS		RPI 51-100		RPI 101-150		RPI 150+											
5-6-1		1-2-0		1-1-0		OVERALL		1-2-0		0-0-1		2-1-0											
4-2-1		0-1-0		1-0-0		HOME		1-0-0		0-0-1		2-1-0											
1-4-0		1-1-0		0-1-0		AWAY		0-2-0		0-0-0		0-0-0											
0-0-0		0-0-0		0-0-0		NEUTRAL		0-0-0		0-0-0		0-0-0											
3-3-0		0-1-0		0-0-0		NON-CONFERENCE		1-1-0		0-0-0		2-1-0											
3-2-0		0-1-0		0-0-0		HOME		1-0-0		0-0-0		2-1-0											
0-1-0		0-0-0		0-0-		AWAY		0-1-0		0-0-0		0-0-0											
0-0-0		0-0-0		0-0-0		NEUTRAL		0-0-0		0-0-0		0-0-0											
2-3-1		1-1-0		1-1-0		CONFERENCE		0-1-0		0-0-1		0-0-0											
1-0-1		0-0-0		1-0-0		HOME		0-0-0		0-0-1		0-0-0											
1-3-0		1-1-0		0-1-0		AWAY		0-1-0		0-0-0		0-0-0											
0-0-0		0-0-0		0-0-0		NEUTRAL		0-0-0		0-0-0		0-0-0											
RPI	S	Opponent		Score		RPI	S	Opponent		Score		RPI	S	Opponent		Score							
5	H	Florida St.		0	1	35	H	Kentucky		3	2	62	A	SMU		0	4	121	H	South Carolina	1	1	
11	A	Florida		0	4	42	A	Ole Miss		1	4	70	A	Georgia		0	2	168	H	Missouri St.	1	0	
18	A	Tennessee		1	0							75	H	Texas		1	0	180	H	Kennesaw St.	0	1	
														280		H	Austin Peay	2	1				
LAST 10 GAMES																							
		11 A Florida		0	4			42 A Ole Miss		1	4			5 H Florida St.		0	1						
		18 A Tennessee		1	0			5 H Florida St.		0	1			180 H Kennesaw St.		0	1						
		121 H South Carolina		1	1			62 A SMU		0	4			168 H Missouri St.		1	0						
		35 H Kentucky		3	2																		
		70 A Georgia		0	2																		

Non-Div. I Games:

Arkansas

Average RPI Win: 138		WON-LOST RECORD	WINNING PCT. RANK		LAST 10 GAMES	STRENGTH OF SCHEDULE	OPP. STRENGTH OF SCHEDULE	TEAM RPI	ADJ RPI		CONF. RPI	ADJ CONF. RPI					
Average RPI Loss: 75																	
DIV. I ONLY		4-3-2	.55556	124	4-3-2	79	118	82	.5509	84	11	11					
DIV. I NON-CONF.		3-2-2	.57143	118	3-2-2	65	76	73	.56165	74	12	12					
<hr/>																	
TOTALS		RPI 1-25		RPI 26-50		W-L RECORDS		RPI 51-100		RPI 101-150		RPI 150+					
4-3-2		0-1-0		0-0-0		OVERALL		1-1-0		1-0-1		2-1-1					
1-2-2		0-1-0		0-0-0		HOME		0-1-0		0-0-1		1-0-1					
3-1-0		0-0-0		0-0-0		AWAY		1-0-0		1-0-0		1-1-0					
0-0-0		0-0-0		0-0-0		NEUTRAL		0-0-0		0-0-0		0-0-0					
3-2-2		0-1-0		0-0-0		NON-CONFERENCE		1-1-0		1-0-1		1-0-1					
0-2-2		0-1-0		0-0-0		HOME		0-1-0		0-0-1		0-0-1					
3-0-0		0-0-0		0-0-		AWAY		1-0-0		1-0-0		1-0-0					
0-0-0		0-0-0		0-0-0		NEUTRAL		0-0-0		0-0-0		0-0-0					
1-1-0		0-0-0		0-0-0		CONFERENCE		0-0-0		0-0-0		1-1-0					
1-0-0		0-0-0		0-0-0		HOME		0-0-0		0-0-0		1-0-0					
0-1-0		0-0-0		0-0-0		AWAY		0-0-0		0-0-0		0-1-0					
0-0-0		0-0-0		0-0-0		NEUTRAL		0-0-0		0-0-0		0-0-0					
RPI	S	Opponent		Score		RPI	S	Opponent		Score		RPI	S	Opponent		Score	
10	H	Boston College		1	8												

Non-Div. I Games:

Harvard

C
l
e
m
s
o
n

Clemson

Average RPI Win: 188		WON-LOST RECORD	WINNING PCT. RANK		LAST 10 GAMES	STRENGTH OF SCHEDULE	OPP. STRENGTH OF SCHEDULE	TEAM RPI	ADJ RPI		CONF. RPI	ADJ CONF. RPI					
Average RPI Loss: 77																	
DIV. I ONLY		6-5-1	.54167	137	6-3-1	64	151	88	.55017	87	19	17					
DIV. I NON-CONF.		3-5-0	.375	223	3-3-0	87	51	149	.50636	144	19	19					
<hr/>																	
TOTALS		RPI 1-25		RPI 26-50		W-L RECORDS		RPI 51-100		RPI 101-150		RPI 150+					
6-5-1		0-1-0		1-2-0		OVERALL		0-1-0		0-0-1		5-1-0					
1-2-1		0-0-0		0-0-0		HOME		0-1-0		0-0-1		1-1-0					
3-3-0		0-1-0		0-2-0		AWAY		0-0-0		0-0-0		3-0-0					
2-0-0		0-0-0		1-0-0		NEUTRAL		0-0-0		0-0-0		1-0-0					
3-5-0		0-1-0		1-2-0		NON-CONFERENCE		0-1-0		0-0-0		2-1-0					
1-2-0		0-0-0		0-0-0		HOME		0-1-0		0-0-0		1-1-0					
0-3-0		0-1-0		0-0-		AWAY		0-0-0		0-0-0		0-0-0					
2-0-0		0-0-0		1-0-0		NEUTRAL		0-0-0		0-0-0		1-0-0					
3-0-1		0-0-0		0-0-0		CONFERENCE		0-0-0		0-0-1		3-0-0					
0-0-1		0-0-0		0-0-0		HOME		0-0-0		0-0-1		0-0-0					
3-0-0		0-0-0		0-0-0		AWAY		0-0-0		0-0-0		3-0-0					
0-0-0		0-0-0		0-0-0		NEUTRAL		0-0-0		0-0-0		0-0-0					
RPI	S	Opponent		Score		RPI	S	Opponent		Score		RPI	S	Opponent		Score	
18	A	Tennessee		0 4		35	N	Kentucky		3 1		95	H	Jacksonville St.		1 2	
						45	A	Auburn		0 2							
						49	A	Alabama		1 2							

Non-Div. I Games:

Samford

Average RPI Win:	122	WON-LOST RECORD	WINNING PCT. RANK	LAST 10 GAMES	STRENGTH OF SCHEDULE	OPP. STRENGTH OF SCHEDULE	TEAM RPI	ADJ RPI	CONF. RPI	ADJ CONF. RPI
DIV. I ONLY		4-7-0	.36364 239	4-6-0	22	56	90	.54862 88	9	9
DIV. I NON-CONF.		3-6-0	.33333 244	3-5-0	18	80	99	.54173 99	9	9
<hr/>										
TOTALS	RPI 1-25	RPI 26-50		W-L RECORDS	RPI 51-100		RPI 101-150		RPI 150+	
4-7-0	1-1-0	0-3-0		OVERALL	1-2-0		0-1-0		2-0-0	
3-4-0	1-0-0	0-2-0		HOME	0-1-0		0-1-0		2-0-0	
1-3-0	0-1-0	0-1-0		AWAY	1-1-0		0-0-0		0-0-0	
0-0-0	0-0-0	0-0-0		NEUTRAL	0-0-0		0-0-0		0-0-0	
<hr/>										
3-6-0	0-1-0	0-3-0		NON-CONFERENCE	1-1-0		0-1-0		2-0-0	
2-3-0	0-0-0	0-2-0		HOME	0-0-0		0-1-0		2-0-0	
1-3-0	0-1-0	0-0-		AWAY	1-1-0		0-0-0		0-0-0	
0-0-0	0-0-0	0-0-0		NEUTRAL	0-0-0		0-0-0		0-0-0	
<hr/>										
1-1-0	1-0-0	0-0-0		CONFERENCE	0-1-0		0-0-0		0-0-0	
1-1-0	1-0-0	0-0-0		HOME	0-1-0		0-0-0		0-0-0	
0-0-0	0-0-0	0-0-0		AWAY	0-0-0		0-0-0		0-0-0	
0-0-0	0-0-0	0-0-0		NEUTRAL	0-0-0		0-0-0		0-0-0	
<hr/>										
RPI S	Opponent	Score		RPI S	Opponent	Score		RPI S	Opponent	Score
5 A	Florida St.	1	2	29 A	Michigan	1	2	51 H	UC Irvine	1 3
16 H	Long Beach St.	2	1	33 H	Oregon St.	1	2	61 A	Michigan St.	1 0
				47 H	Texas Tech	1	2	79 A	Loyola Marymount	1 2

Average RPI Win: 173		WON-LOST RECORD	WINNING PCT. RANK	LAST 10 GAMES	STRENGTH OF SCHEDULE	OPP. STRENGTH OF SCHEDULE	TEAM RPI	ADJ RPI		CONF. RPI	ADJ CONF. RPI										
Average RPI Loss: 68																					
DIV. I ONLY		8-5-1	.60714	100	7-3-0	110	100	87	.54801	89	7	7									
DIV. I NON-CONF.		5-2-1	.6875	68	4-0-0	209	140	120	.52691	122	7	7									
<hr/>																					
TOTALS		RPI 1-25		RPI 26-50		W-L RECORDS		RPI 51-100		RPI 101-150		RPI 150+									
8-5-1		0-2-0		0-1-0		OVERALL		1-0-0		3-1-0		4-1-1									
6-1-0		0-1-0		0-0-0		HOME		1-0-0		2-0-0		3-0-0									
2-4-1		0-1-0		0-1-0		AWAY		0-0-0		1-1-0		1-1-1									
0-0-0		0-0-0		0-0-0		NEUTRAL		0-0-0		0-0-0		0-0-0									
5-2-1		0-1-0		0-0-0		NON-CONFERENCE		0-0-0		1-0-0		4-1-1									
4-0-0		0-0-0		0-0-0		HOME		0-0-0		1-0-0		3-0-0									
1-2-1		0-1-0		0-0-		AWAY		0-0-0		0-0-0		1-1-1									
0-0-0		0-0-0		0-0-0		NEUTRAL		0-0-0		0-0-0		0-0-0									
3-3-0		0-1-0		0-1-0		CONFERENCE		1-0-0		2-1-0		0-0-0									
2-1-0		0-1-0		0-0-0		HOME		1-0-0		1-0-0		0-0-0									
1-2-0		0-0-0		0-1-0		AWAY		0-0-0		1-1-0		0-0-0									
0-0-0		0-0-0		0-0-0		NEUTRAL		0-0-0		0-0-0		0-0-0									
RPI	S	Opponent		Score		RPI	S	Opponent		Score		RPI	S	Opponent		Score					
10	A	Boston College		0	3	26	A	Georgetown		0	1	93	H	Syracuse		2	1				
20	H	Notre Dame		0	1							107	A	St. John's (NY)		2	0				
												115	H	DePaul		1	0				
												117	A	Villanova		0	2				
												129	H	Brown		3	2				
												165	A	Quinnipiac		0	1				
												167	H	Army		3	1				
												188	A	Holy Cross		1	1				
												227	H	New Hampshire		2	1				
												261	H	Lehigh		4	0				
												286	A	Central Conn. St.		2	1				
<hr/>																					
						LAST 10 GAMES															
						20 H Notre Dame						0	1	115 H DePaul						1	0
						26 A Georgetown						0	1	227 H New Hampshire						2	1
						117 A Villanova						0	2	129 H Brown						3	2
						93 H Syracuse						2	1	286 A Central Conn. St.						2	1
						107 A St. John's (NY)						2	0	261 H Lehigh						4	0

Non-Div. I Games:

Providence

Average RPI Win: 236		WON-LOST RECORD	WINNING PCT. RANK	LAST 10 GAMES	STRENGTH OF SCHEDULE	OPP. STRENGTH OF SCHEDULE	TEAM RPI	ADJ RPI	CONF. RPI	ADJ CONF. RPI		
Average RPI Loss: 95												
DIV. I ONLY		6-1-2	.77778	23	5-1-2	189	243	89	.54764	90	15	15
DIV. I NON-CONF.		6-1-2	.77778	38	5-1-2	187	248	91	.54764	93	14	14
<hr/>												
TOTALS		RPI 1-25		RPI 26-50		W-L RECORDS		RPI 51-100		RPI 101-150		RPI 150+
6-1-2		0-0-0		0-0-0		OVERALL		0-1-0		0-0-0		6-0-2
4-0-0		0-0-0		0-0-0		HOME		0-0-0		0-0-0		4-0-0
2-0-2		0-0-0		0-0-0		AWAY		0-0-0		0-0-0		2-0-2
0-1-0		0-0-0		0-0-0		NEUTRAL		0-1-0		0-0-0		0-0-0
6-1-2		0-0-0		0-0-0		NON-CONFERENCE		0-1-0		0-0-0		6-0-2
4-0-0		0-0-0		0-0-0		HOME		0-0-0		0-0-0		4-0-0
2-0-2		0-0-0		0-0-		AWAY		0-0-0		0-0-0		2-0-2
0-1-0		0-0-0		0-0-0		NEUTRAL		0-1-0		0-0-0		0-0-0
0-0-0		0-0-0		0-0-0		CONFERENCE		0-0-0		0-0-0		0-0-0
0-0-0		0-0-0		0-0-0		HOME		0-0-0		0-0-0		0-0-0
0-0-0		0-0-0		0-0-0		AWAY		0-0-0		0-0-0		0-0-0
0-0-0		0-0-0		0-0-0		NEUTRAL		0-0-0		0-0-0		0-0-0
RPI	S	Opponent	Score	RPI	S	Opponent	Score	RPI	S	Opponent	Score	

Average RPI Win: 174		WON-LOST	WINNING	LAST 10	STRENGTH OF		OPP. STRENGTH	TEAM	ADJ	CONF.	ADJ CONF.
Average RPI Loss: 28		RECORD	PCT. RANK	GAMES	SCHEDULE		OF SCHEDULE	RPI	RPI	RPI	RPI
DIV. I ONLY		6-5-1	.54167	137	5-4-1		126	15	95	.54628	91
DIV. I NON-CONF.		5-2-1	.6875	68	4-1-1		188	29	88	.55415	82
TOTALS		RPI 1-25	RPI 26-50		W-L RECORDS		RPI 51-100		RPI 101-150		RPI 150+
6-5-1		1-4-0	0-0-1		OVERALL		0-1-0		2-0-0		3-0-0
3-2-0		0-2-0	0-0-0		HOME		0-0-0		0-0-0		3-0-0
2-3-1		1-2-0	0-0-1		AWAY		0-1-0		1-0-0		0-0-0
1-0-0		0-0-0	0-0-0		NEUTRAL		0-0-0		1-0-0		0-0-0
5-2-1		1-1-0	0-0-1		NON-CONFERENCE		0-1-0		1-0-0		3-0-0
3-0-0		0-0-0	0-0-0		HOME		0-0-0		0-0-0		3-0-0
1-2-1		1-1-0	0-1-		AWAY		0-1-0		0-0-0		0-0-0
1-0-0		0-0-0	0-0-0		NEUTRAL		0-0-0		1-0-0		0-0-0
1-3-0		0-3-0	0-0-0		CONFERENCE		0-0-0		1-0-0		0-0-0
0-2-0		0-2-0	0-0-0		HOME		0-0-0		0-0-0		0-0-0
1-1-0		0-1-0	0-0-0		AWAY		0-0-0		1-0-0		0-0-0
0-0-0		0-0-0	0-0-0		NEUTRAL		0-0-0		0-0-0		0-0-0
RPI S	Opponent	Score		RPI S	Opponent	Score		RPI S	Opponent	Score	
6 A	North Carolina	1	6	38 A	West Virginia	0	0	96 A	South Fla.	0	1
11 A	Florida	4	1					133 N	Pittsburgh	1	0
12 H	Wake Forest	0	1					147 A	North Carolina St.	2	0
13 H	Duke	2	3					201 H	UTSA	1	0
15 A	UCF	0	1					273 H	Morehead St.	4	0
								279 H	Idaho	3	0
LAST 10 GAMES											
201 H	UTSA	1	0	6 A	North Carolina	1	6				
13 H	Duke	2	3	147 A	North Carolina St.	2	0				
12 H	Wake Forest	0	1	133 N	Pittsburgh	1	0				
279 H	Idaho	3	0	15 A	UCF	0	1				
38 A	West Virginia	0	0	273 H	Morehead St.	4	0				

Non-Div. I Games:

Miami (FL)

[illegible]

Non-Div. I Games:

East Carolina

S
y
r
a
c
u
s
e

Page 93

Average RPI Win:	170	WON-LOST RECORD	WINNING PCT. RANK	LAST 10 GAMES	STRENGTH OF SCHEDULE	OPP. STRENGTH OF SCHEDULE	TEAM RPI	ADJ RPI	CONF. RPI	ADJ CONF. RPI		
DIV. I ONLY		6-6-1	.5	159	4-5-1	73	92	93	.54368	94	4	4
DIV. I NON-CONF.		5-2-1	.6875	68	3-1-1	81	160	60	.57303	62	4	4
<hr/>												
TOTALS	RPI 1-25	RPI 26-50		W-L RECORDS		RPI 51-100		RPI 101-150		RPI 150+		
6-6-1	0-1-0	0-3-0		OVERALL		1-1-0		0-1-1		5-0-0		
5-2-0	0-0-0	0-1-0		HOME		1-1-0		0-0-0		4-0-0		
1-4-1	0-1-0	0-2-0		AWAY		0-0-0		0-1-1		1-0-0		
0-0-0	0-0-0	0-0-0		NEUTRAL		0-0-0		0-0-0		0-0-0		
5-2-1	0-1-0	0-0-0		NON-CONFERENCE		0-1-0		0-0-1		5-0-0		
4-1-0	0-0-0	0-0-0		HOME		0-1-0		0-0-0		4-0-0		
1-1-1	0-1-0	0-0-		AWAY		0-0-0		0-0-1		1-0-0		
0-0-0	0-0-0	0-0-0		NEUTRAL		0-0-0		0-0-0		0-0-0		
1-4-0	0-0-0	0-3-0		CONFERENCE		1-0-0		0-1-0		0-0-0		
1-1-0	0-0-0	0-1-0		HOME		1-0-0		0-0-0		0-0-0		
0-3-0	0-0-0	0-2-0		AWAY		0-0-0		0-1-0		0-0-0		
0-0-0	0-0-0	0-0-0		NEUTRAL		0-0-0		0-0-0		0-0-0		
RPI	S	Opponent	Score	RPI	S	Opponent	Score	RPI	S	Opponent	Score	
19	A	Pepperdine	0 5	29	A	Michigan	0 3	85	H	Northwestern	1 0	
				32	H	Illinois	1 2	96	H	South Fla.	0 3	
				39	A	Iowa	0 1					
										102	A Nebraska	1 2
										141	A UC Santa Barbara	0 0
										155	H Ohio	4 2
										164	H Arkansas St.	3 0
										168	H Missouri St.	4 1
										198	A Xavier	5 0
										252	H Indiana St.	3 1
				LAST 10 GAMES								
				102	A	Nebraska	1 2	85	H	Northwestern	1 0	
				39	A	Iowa	0 1	32	H	Illinois	1 2	
				29	A	Michigan	0 3	19	A	Pepperdine	0 5	
				252	H	Indiana St.	3 1	141	A	UC Santa Barbara	0 0	
				198	A	Xavier	5 0	168	H	Missouri St.	4 1	

Non-Div. I Games:

Indiana

Average RPI Win:	214	WON-LOST	WINNING	LAST 10	STRENGTH OF	OPP. STRENGTH	TEAM	ADJ	CONF.	ADJ CONF.	
Average RPI Loss:	112	RECORD	PCT. RANK	GAMES	SCHEDULE	OF SCHEDULE	RPI	RPI	RPI	RPI	
DIV. I ONLY	10-2-1	.80769	15	8-1-1	238	161	94	.54322	95	24	24
DIV. I NON-CONF.	7-2-1	.75	44	5-1-1	216	175	103	.53778	104	23	23
TOTALS	RPI 1-25	RPI 26-50	W-L RECORDS	RPI 51-100	RPI 101-150	RPI 150+					
10-2-1	0-0-0	0-0-0	OVERALL	2-1-0	0-0-0	8-1-1					
3-2-1	0-0-0	0-0-0	HOME	0-1-0	0-0-0	3-1-1					
5-0-0	0-0-0	0-0-0	AWAY	1-0-0	0-0-0	4-0-0					
2-0-0	0-0-0	0-0-0	NEUTRAL	1-0-0	0-0-0	1-0-0					
7-2-1	0-0-0	0-0-0	NON-CONFERENCE	2-1-0	0-0-0	5-1-1					
1-2-1	0-0-0	0-0-0	HOME	0-1-0	0-0-0	1-1-1					
4-0-0	0-0-0	0-0-	AWAY	1-0-0	0-0-0	3-0-0					
2-0-0	0-0-0	0-0-0	NEUTRAL	1-0-0	0-0-0	1-0-0					
3-0-0	0-0-0	0-0-0	CONFERENCE	0-0-0	0-0-0	3-0-0					
2-0-0	0-0-0	0-0-0	HOME	0-0-0	0-0-0	2-0-0					
1-0-0	0-0-0	0-0-0	AWAY	0-0-0	0-0-0	1-0-0					
0-0-0	0-0-0	0-0-0	NEUTRAL	0-0-0	0-0-0	0-0-0					
RPI S	Opponent	Score	RPI S	Opponent	Score	RPI S	Opponent	Score	RPI S	Opponent	Score
						71 H	Middle Tenn.	0 2	153 H	Mercer	1 2
						87 A	Samford	2 1	163 A	Georgia St.	2 1
						90 N	Louisiana Tech	1 0	191 H	McNeese St.	1 1
									211 H	SIU Edwardsville	3 2
									225 A	Tennessee Tech	2 1
									245 H	Eastern Ill.	1 0
									265 H	South Carolina St.	2 0
									266 A	Jackson St.	2 0
									284 N	Stetson	2 0
									307 A	Alabama A&M	5 0
LAST 10 GAMES											
						225 A	Tennessee Tech	2 1	211 H	SIU Edwardsville	3 2
						87 A	Samford	2 1	245 H	Eastern Ill.	1 0
						153 H	Mercer	1 2	90 N	Louisiana Tech	1 0
						265 H	South Carolina St.	2 0	284 N	Stetson	2 0
						191 H	McNeese St.	1 1	307 A	Alabama A&M	5 0

Non-Div. I Games:

Jacksonville St.

Average RPI Win: 150		WON-LOST	WINNING	LAST 10	STRENGTH OF		OPP. STRENGTH	TEAM	ADJ		CONF.	ADJ CONF.					
Average RPI Loss: 50		RECORD	PCT. RANK	GAMES	SCHEDULE		OF SCHEDULE	RPI	RPI		RPI	RPI					
DIV. I ONLY		6-4-2	.58333	110	5-3-2		142	31	96	.54236	96	7	7				
DIV. I NON-CONF.		4-3-0	.57143	118	3-2-0		109	23	92	.54708	94	7	7				
<hr/>																	
TOTALS		RPI 1-25		RPI 26-50		W-L RECORDS		RPI 51-100		RPI 101-150		RPI 150+					
6-4-2		0-1-0		0-0-1		OVERALL		2-3-0		1-0-1		3-0-0					
2-1-2		0-1-0		0-0-1		HOME		1-0-0		0-0-1		1-0-0					
3-1-0		0-0-0		0-0-0		AWAY		1-1-0		1-0-0		1-0-0					
1-2-0		0-0-0		0-0-0		NEUTRAL		0-2-0		0-0-0		1-0-0					
<hr/>																	
4-3-0		0-1-0		0-0-0		NON-CONFERENCE		2-2-0		0-0-0		2-0-0					
1-1-0		0-1-0		0-0-0		HOME		1-0-0		0-0-0		0-0-0					
2-0-0		0-0-0		0-0-		AWAY		1-0-0		0-0-0		1-0-0					
1-2-0		0-0-0		0-0-0		NEUTRAL		0-2-0		0-0-0		1-0-0					
<hr/>																	
2-1-2		0-0-0		0-0-1		CONFERENCE		0-1-0		1-0-1		1-0-0					
1-0-2		0-0-0		0-0-1		HOME		0-0-0		0-0-1		1-0-0					
1-1-0		0-0-0		0-0-0		AWAY		0-1-0		1-0-0		0-0-0					
0-0-0		0-0-0		0-0-0		NEUTRAL		0-0-0		0-0-0		0-0-0					
<hr/>																	
RPI	S	Opponent		Score		RPI	S	Opponent		Score		RPI	S	Opponent		Score	
15	H	UCF		1	3	46	H	Louisville		1	1	53	A	Rutgers		0	1
												60	N	Dartmouth		1	2
												70	N	Georgia		1	2
												91	H	Miami (FL)		1	0
												94	A	Indiana		3	0
												133	H	Pittsburgh		0	0
												140	A	Seton Hall		1	0
												180	N	Kennesaw St.		2	0
												184	H	Cincinnati		4	1
												209	A	Col. of Charleston		2	1
<hr/>																	
LAST 10 GAMES																	
140 A Seton Hall 1 0 46 H Louisville 1 1																	
53 A Rutgers 0 1 184 H Cincinnati 4 1																	
133 H Pittsburgh 0 0 60 N Dartmouth 1 2																	
180 N Kennesaw St. 2 0 70 N Georgia 1 2																	
209 A Col. of Charleston 2 1 94 A Indiana 3 0																	

Non-Div. I Games:

South Fla.

Average RPI Win: 201		WON-LOST RECORD	WINNING PCT. RANK		LAST 10 GAMES	STRENGTH OF SCHEDULE	OPP. STRENGTH OF SCHEDULE	TEAM RPI	ADJ RPI		CONF. RPI	ADJ CONF. RPI	
Average RPI Loss: 119													
DIV. I ONLY		8-2-2	.75	26	7-1-2	205	170	97	.54197	97	10	10	
DIV. I NON-CONF.		8-2-1	.77273	43	7-1-1	231	177	102	.53962	101	10	10	
<hr/>													
TOTALS		RPI 1-25		RPI 26-50		W-L RECORDS		RPI 51-100		RPI 101-150		RPI 150+	
8-2-2		0-0-0		0-1-0		OVERALL		1-0-0		1-0-1		6-1-1	
6-1-1		0-0-0		0-0-0		HOME		0-0-0		1-0-1		5-1-0	
0-1-0		0-0-0		0-1-0		AWAY		0-0-0		0-0-0		0-0-0	
2-0-1		0-0-0		0-0-0		NEUTRAL		1-0-0		0-0-0		1-0-1	
8-2-1		0-0-0		0-1-0		NON-CONFERENCE		1-0-0		1-0-0		6-1-1	
6-1-0		0-0-0		0-0-0		HOME		0-0-0		1-0-0		5-1-0	
0-1-0		0-0-0		0-0-		AWAY		0-0-0		0-0-0		0-0-0	
2-0-1		0-0-0		0-0-0		NEUTRAL		1-0-0		0-0-0		1-0-1	
0-0-1		0-0-0		0-0-0		CONFERENCE		0-0-0		0-0-1		0-0-0	
0-0-1		0-0-0		0-0-0		HOME		0-0-0		0-0-1		0-0-0	
0-0-0		0-0-0		0-0-0		AWAY		0-0-0		0-0-0		0-0-0	
0-0-0		0-0-0		0-0-0		NEUTRAL		0-0-0		0-0-0		0-0-0	
RPI	S	Opponent	Score	RPI	S	Opponent	Score	RPI	S	Opponent	Score		
				43	A	Kansas	0 3	73	N	Fla. Gulf Coast	2 1		
										111	H	Oklahoma	2 1
										132	H	Wyoming	0 0
										194	H	Hawaii	4 5
										207	H	Montana	3 1
										220	H	Sacramento St.	2 0
										222	H	Northern Ariz.	2 0
										230	N	San Jose St.	5 1
										264	H	Fla. Atlantic	2 1
										278	N	South Dakota St.	0 0
										279	H	Idaho	1 0
<hr/>													
LAST 10 GAMES													
				73	N	Fla. Gulf Coast	2 1	132	H	Wyoming	0 0		
				230	N	San Jose St.	5 1	279	H	Idaho	1 0		
				207	H	Montana	3 1	111	H	Oklahoma	2 1		
				220	H	Sacramento St.	2 0	43	A	Kansas	0 3		
				264	H	Fla. Atlantic	2 1	278	N	South Dakota St.	0 0		

Non-Div. I Games:

UNLV

Average RPI Win: 159		WON-LOST RECORD	WINNING PCT. RANK		LAST 10 GAMES	STRENGTH OF SCHEDULE	OPP. STRENGTH OF SCHEDULE	TEAM RPI	ADJ RPI	CONF. RPI	ADJ CONF. RPI							
Average RPI Loss: 70																		
DIV. I ONLY		5-6-1	.45833	188	4-6-0	58	99	101	.54185	98	6	6						
DIV. I NON-CONF.		5-4-1	.55	137	4-4-0	66	103	84	.55493	80	6	6						
TOTALS		RPI 1-25		RPI 26-50		W-L RECORDS		RPI 51-100		RPI 101-150		RPI 150+						
5-6-1		0-0-0		0-3-0		OVERALL		2-2-1		0-0-0		3-1-0						
3-5-0		0-0-0		0-2-0		HOME		0-2-0		0-0-0		3-1-0						
2-1-1		0-0-0		0-1-0		AWAY		2-0-1		0-0-0		0-0-0						
0-0-0		0-0-0		0-0-0		NEUTRAL		0-0-0		0-0-0		0-0-0						
5-4-1		0-0-0		0-1-0		NON-CONFERENCE		2-2-1		0-0-0		3-1-0						
3-3-0		0-0-0		0-0-0		HOME		0-2-0		0-0-0		3-1-0						
2-1-1		0-0-0		0-0-		AWAY		2-0-1		0-0-0		0-0-0						
0-0-0		0-0-0		0-0-0		NEUTRAL		0-0-0		0-0-0		0-0-0						
0-2-0		0-0-0		0-2-0		CONFERENCE		0-0-0		0-0-0		0-0-0						
0-2-0		0-0-0		0-2-0		HOME		0-0-0		0-0-0		0-0-0						
0-0-0		0-0-0		0-0-0		AWAY		0-0-0		0-0-0		0-0-0						
0-0-0		0-0-0		0-0-0		NEUTRAL		0-0-0		0-0-0		0-0-0						
RPI	S	Opponent		Score		RPI	S	Opponent		Score		RPI	S	Opponent		Score		
				27	A	Denver	1	2	62	H	SMU	1	2	172	H	Nevada	0	1
				38	H	West Virginia	1	2	65	A	North Texas	1	0	183	H	Houston Baptist	1	0
				43	H	Kansas	2	3	78	H	Stephen F. Austin	0	2	207	H	Montana	1	0
									80	A	Rice	2	0	260	H	Texas St.	3	0
									81	A	New Mexico	1	1					
LAST 10 GAMES																		
				27	A	Denver	1	2	43	H	Kansas	2	3					
				65	A	North Texas	1	0	38	H	West Virginia	1	2					
				183	H	Houston Baptist	1	0	172	H	Nevada	0	1					
				260	H	Texas St.	3	0	80	A	Rice	2	0					
				62	H	SMU	1	2	78	H	Stephen F. Austin	0	2					

Non-Div. I Games:

TCU

Average RPI Win:	186	WON-LOST	WINNING	LAST 10	STRENGTH OF	OPP. STRENGTH	TEAM	ADJ	CONF.	ADJ CONF.		
Average RPI Loss:	55	RECORD	PCT. RANK	GAMES	SCHEDULE	OF SCHEDULE	RPI	RPI	RPI	RPI		
DIV. I ONLY		6-6-0	.5	159	5-5-0	100	30	100	.54068	99	19	17
DIV. I NON-CONF.		3-5-0	.375	223	2-4-0	40	11	93	.54911	91	19	19
<hr/>												
TOTALS	RPI 1-25	RPI 26-50		W-L RECORDS		RPI 51-100		RPI 101-150		RPI 150+		
6-6-0	1-2-0	0-2-0		OVERALL		0-1-0		0-0-0		5-1-0		
4-1-0	0-0-0	0-0-0		HOME		0-0-0		0-0-0		4-1-0		
2-3-0	1-1-0	0-1-0		AWAY		0-1-0		0-0-0		1-0-0		
0-2-0	0-1-0	0-1-0		NEUTRAL		0-0-0		0-0-0		0-0-0		
3-5-0	1-2-0	0-2-0		NON-CONFERENCE		0-1-0		0-0-0		2-0-0		
2-0-0	0-0-0	0-0-0		HOME		0-0-0		0-0-0		2-0-0		
1-3-0	1-1-0	0-0-		AWAY		0-1-0		0-0-0		0-0-0		
0-2-0	0-1-0	0-1-0		NEUTRAL		0-0-0		0-0-0		0-0-0		
3-1-0	0-0-0	0-0-0		CONFERENCE		0-0-0		0-0-0		3-1-0		
2-1-0	0-0-0	0-0-0		HOME		0-0-0		0-0-0		2-1-0		
1-0-0	0-0-0	0-0-0		AWAY		0-0-0		0-0-0		1-0-0		
0-0-0	0-0-0	0-0-0		NEUTRAL		0-0-0		0-0-0		0-0-0		
RPI S	Opponent	Score	RPI S	Opponent	Score	RPI S	Opponent	Score	RPI S	Opponent	Score	
1 N	Stanford	0 4	35 A	Kentucky	0 2	70 A	Georgia	0 1	169 H	Western Caro.	0 1	
8 A	Santa Clara	2 4	46 N	Louisville	0 3				182 A	Appalachian St.	3 2	
12 A	Wake Forest	1 0							196 H	High Point	1 0	
									209 H	Col. of Charleston	2 1	
									242 H	Citadel	2 1	
									272 H	UNC Asheville	7 0	
<hr/>												
			LAST 10 GAMES									
			169 H Western Caro. 0 1			242 H Citadel 2 1						
			182 A Appalachian St. 3 2			209 H Col. of Charleston 2 1						
			1 N Stanford 0 4			46 N Louisville 0 3						
			8 A Santa Clara 2 4			35 A Kentucky 0 2						
			196 H High Point 1 0			272 H UNC Asheville 7 0						

Non-Div. I Games:

UNC Greensboro

Average RPI Win: 217		WON-LOST RECORD		WINNING PCT. RANK		LAST 10 GAMES		STRENGTH OF SCHEDULE		OPP. STRENGTH OF SCHEDULE		TEAM RPI		ADJ RPI		CONF. RPI		ADJ CONF. RPI	
DIV. I ONLY		8-4-0		.66667 65		6-4-0		127		236		98		.54027 100		21		21	
DIV. I NON-CONF.		6-2-0		.75 44		4-2-0		143		235		75		.55706 76		20		20	
TOTALS		RPI 1-25		RPI 26-50		W-L RECORDS		RPI 51-100		RPI 101-150		RPI 150+							
8-4-0		0-0-0		0-0-0		OVERALL		0-2-0		1-0-0		7-2-0							
5-1-0		0-0-0		0-0-0		HOME		0-1-0		1-0-0		4-0-0							
3-3-0		0-0-0		0-0-0		AWAY		0-1-0		0-0-0		3-2-0							
0-0-0		0-0-0		0-0-0		NEUTRAL		0-0-0		0-0-0		0-0-0							
6-2-0		0-0-0		0-0-0		NON-CONFERENCE		0-1-0		1-0-0		5-1-0							
4-0-0		0-0-0		0-0-0		HOME		0-0-0		1-0-0		3-0-0							
2-2-0		0-0-0		0-0-		AWAY		0-1-0		0-0-0		2-1-0							
0-0-0		0-0-0		0-0-0		NEUTRAL		0-0-0		0-0-0		0-0-0							
2-2-0		0-0-0		0-0-0		CONFERENCE		0-1-0		0-0-0		2-1-0							
1-1-0		0-0-0		0-0-0		HOME		0-1-0		0-0-0		1-0-0							
1-1-0		0-0-0		0-0-0		AWAY		0-0-0		0-0-0		1-1-0							
0-0-0		0-0-0		0-0-0		NEUTRAL		0-0-0		0-0-0		0-0-0							
RPI	S	Opponent		Score	RPI	S	Opponent		Score	RPI	S	Opponent		Score					
							71 A	Middle Tenn.	1 7	136 H		Winthrop	4 2						
							73 H	Fla. Gulf Coast	1 2	153 A		Mercer	1 3						
										166 H		Radford	1 0						
										169 H		Western Caro.	3 2						
										175 A		Longwood	1 2						
										180 A		Kennesaw St.	3 1						
										225 A		Tennessee Tech	2 0						
										272 A		UNC Asheville	2 1						
										284 H		Stetson	3 1						
										301 H		Presbyterian	3 2						
LAST 10 GAMES																			
							73 H	Fla. Gulf Coast	1 2	153 A		Mercer	1 3						
							284 H	Stetson	3 1	180 A		Kennesaw St.	3 1						
							175 A	Longwood	1 2	71 A		Middle Tenn.	1 7						
							136 H	Winthrop	4 2	166 H		Radford	1 0						
							169 H	Western Caro.	3 2	301 H		Presbyterian	3 2						

Non-Div. I Games:

East Tenn. St.

Average RPI Win: 212		WON-LOST RECORD	WINNING PCT. RANK		LAST 10 GAMES	STRENGTH OF SCHEDULE	OPP. STRENGTH OF SCHEDULE	TEAM RPI	ADJ RPI	CONF. RPI	ADJ CONF. RPI						
Average RPI Loss: 61																	
DIV. I ONLY		6-4-2	.58333	110	5-3-2	107	135	103	.54007	101	18	18					
DIV. I NON-CONF.		5-4-2	.54545	146	4-3-2	115	115	122	.52836	119	18	18					
<hr/>																	
TOTALS		RPI 1-25		RPI 26-50		W-L RECORDS		RPI 51-100		RPI 101-150		RPI 150+					
6-4-2		0-1-0		0-1-0		OVERALL		1-2-1		0-0-0		5-0-1					
3-3-0		0-1-0		0-0-0		HOME		0-2-0		0-0-0		3-0-0					
2-1-2		0-0-0		0-1-0		AWAY		0-0-1		0-0-0		2-0-1					
1-0-0		0-0-0		0-0-0		NEUTRAL		1-0-0		0-0-0		0-0-0					
5-4-2		0-1-0		0-1-0		NON-CONFERENCE		1-2-1		0-0-0		4-0-1					
3-3-0		0-1-0		0-0-0		HOME		0-2-0		0-0-0		3-0-0					
1-1-2		0-0-0		0-0-		AWAY		0-0-1		0-0-0		1-0-1					
1-0-0		0-0-0		0-0-0		NEUTRAL		1-0-0		0-0-0		0-0-0					
1-0-0		0-0-0		0-0-0		CONFERENCE		0-0-0		0-0-0		1-0-0					
0-0-0		0-0-0		0-0-0		HOME		0-0-0		0-0-0		0-0-0					
1-0-0		0-0-0		0-0-0		AWAY		0-0-0		0-0-0		1-0-0					
0-0-0		0-0-0		0-0-0		NEUTRAL		0-0-0		0-0-0		0-0-0					
RPI	S	Opponent		Score		RPI	S	Opponent		Score		RPI	S	Opponent		Score	
24	H	Washington		0 3		41	A	Colorado Col.		1 2		69	A	Princeton		4 4	
												74	N	Hofstra		3 2	
												84	H	Harvard		1 3	
												93	H	Syracuse		2 3	

Non-Div. I Games:

Colgate

Average RPI Win:	133	WON-LOST RECORD	WINNING PCT. RANK	LAST 10 GAMES		STRENGTH OF SCHEDULE	OPP. STRENGTH OF SCHEDULE	TEAM RPI	ADJ RPI	CONF. RPI	ADJ CONF. RPI
DIV. I ONLY		5-7-1	.42308 207	5-4-1		42	80	99	.53901 102	4	4
DIV. I NON-CONF.		3-4-1	.4375 200	3-1-1		48	96	107	.53664 108	4	4
<hr/>											
TOTALS	RPI 1-25		RPI 26-50	W-L RECORDS		RPI 51-100			RPI 101-150		RPI 150+
5-7-1	0-2-0		0-1-0	OVERALL		3-2-0			0-2-1		2-0-0
3-3-1	0-1-0		0-0-0	HOME		2-1-0			0-1-1		1-0-0
2-4-0	0-1-0		0-1-0	AWAY		1-1-0			0-1-0		1-0-0
0-0-0	0-0-0		0-0-0	NEUTRAL		0-0-0			0-0-0		0-0-0
3-4-1	0-2-0		0-0-0	NON-CONFERENCE		1-0-0			0-2-1		2-0-0
2-2-1	0-1-0		0-0-0	HOME		1-0-0			0-1-1		1-0-0
1-2-0	0-1-0		0-0-	AWAY		0-0-0			0-1-0		1-0-0
0-0-0	0-0-0		0-0-0	NEUTRAL		0-0-0			0-0-0		0-0-0
2-3-0	0-0-0		0-1-0	CONFERENCE		2-2-0			0-0-0		0-0-0
1-1-0	0-0-0		0-0-0	HOME		1-1-0			0-0-0		0-0-0
1-2-0	0-0-0		0-1-0	AWAY		1-1-0			0-0-0		0-0-0
0-0-0	0-0-0		0-0-0	NEUTRAL		0-0-0			0-0-0		0-0-0
<hr/>											
RPI S	Opponent	Score	RPI S	Opponent	Score	RPI S	Opponent	Score	RPI S	Opponent	Score
21 A	Baylor	0 3	29 A	Michigan	1 2	61 A	Michigan St.	1 2	111 A	Oklahoma	1 2
22 H	Virginia Tech	2 3				63 H	Purdue	1 2	123 H	Northern Colo.	1 1
						81 H	New Mexico	2 0	144 H	Drake	0 1
						85 A	Northwestern	2 0	184 A	Cincinnati	2 1
						94 H	Indiana	2 1	223 H	Southeast Mo. St.	4 0
<hr/>											
LAST 10 GAMES											
94 H Indiana 2 1						29 A Michigan 1 2					
63 H Purdue 1 2						61 A Michigan St. 1 2					
123 H Northern Colo. 1 1						184 A Cincinnati 2 1					
85 A Northwestern 2 0						21 A Baylor 0 3					
223 H Southeast Mo. St. 4 0						81 H New Mexico 2 0					

Non-Div. I Games:

Nebraska

Average RPI Win:		223	WON-LOST RECORD		WINNING PCT. RANK		LAST 10 GAMES		STRENGTH OF SCHEDULE		OPP. STRENGTH OF SCHEDULE		TEAM RPI		ADJ RPI		CONF. RPI		ADJ CONF. RPI								
DIV. I ONLY			7-5-1		.57692	117	5-4-1		125		81		102		.5382		103	17		19							
DIV. I NON-CONF.			4-5-1		.45	188	2-4-1		72		25		109		.53491		112	17		17							
TOTALS		RPI 1-25		RPI 26-50		W-L RECORDS		RPI 51-100		RPI 101-150		RPI 150+															
7-5-1		0-3-0		0-0-0		OVERALL		0-2-1		1-0-0		6-0-0															
4-2-0		0-1-0		0-0-0		HOME		0-1-0		0-0-0		4-0-0															
3-3-1		0-2-0		0-0-0		AWAY		0-1-1		1-0-0		2-0-0															
0-0-0		0-0-0		0-0-0		NEUTRAL		0-0-0		0-0-0		0-0-0															
4-5-1		0-3-0		0-0-0		NON-CONFERENCE		0-2-1		1-0-0		3-0-0															
2-2-0		0-1-0		0-0-0		HOME		0-1-0		0-0-0		2-0-0															
2-3-1		0-2-0		0-0-		AWAY		0-1-1		1-0-0		1-0-0															
0-0-0		0-0-0		0-0-0		NEUTRAL		0-0-0		0-0-0		0-0-0															
3-0-0		0-0-0		0-0-0		CONFERENCE		0-0-0		0-0-0		3-0-0															
2-0-0		0-0-0		0-0-0		HOME		0-0-0		0-0-0		2-0-0															
1-0-0		0-0-0		0-0-0		AWAY		0-0-0		0-0-0		1-0-0															
0-0-0		0-0-0		0-0-0		NEUTRAL		0-0-0		0-0-0		0-0-0															
RPI	S	Opponent		Score		RPI	S	Opponent		Score		RPI	S	Opponent		Score											
1	A	Stanford		0	1							58	A	Dayton		1	2	147	A	North Carolina St.		3	1				
8	A	Santa Clara		0	1							77	H	Massachusetts		0	1	178	H	Maine		2	0				
10	H	Boston College		1	3							84	A	Harvard		2	2	197	A	Northeastern		3	0				
																		217	H	Monmouth		2	0				
																		246	H	Albany (NY)		3	1				
																		286	H	Central Conn. St.		3	0				
																		287	A	Vermont		2	1				
						LAST 10 GAMES																					
						246 H Albany (NY)						3	1	287 A Vermont						2	1						
						147 A North Carolina St.						3	1	178 H Maine						2	0						
						77 H Massachusetts						0	1	84 A Harvard						2	2						
						8 A Santa Clara						0	1	217 H Monmouth						2	0						
						1 A Stanford						0	1	10 H Boston College						1	3						

Non-Div. I Games:

Boston U.

Average RPI Win:		199	WON-LOST RECORD		WINNING PCT. RANK		LAST 10 GAMES		STRENGTH OF SCHEDULE		OPP. STRENGTH OF SCHEDULE		TEAM RPI		ADJ RPI		CONF. RPI		ADJ CONF. RPI	
DIV. I ONLY			8-3-0		.72727 38		7-3-0		244		67		106		.5381 104		12		12	
DIV. I NON-CONF.			6-3-0		.66667 75		5-3-0		224		27		114		.53493 111		13		13	
TOTALS		RPI 1-25		RPI 26-50		W-L RECORDS		RPI 51-100		RPI 101-150		RPI 150+								
8-3-0		0-2-0		1-0-0		OVERALL		0-0-0		1-1-0		6-0-0								
4-0-0		0-0-0		0-0-0		HOME		0-0-0		0-0-0		4-0-0								
3-2-0		0-1-0		1-0-0		AWAY		0-0-0		0-1-0		2-0-0								
1-1-0		0-1-0		0-0-0		NEUTRAL		0-0-0		1-0-0		0-0-0								
6-3-0		0-2-0		1-0-0		NON-CONFERENCE		0-0-0		1-1-0		4-0-0								
2-0-0		0-0-0		0-0-0		HOME		0-0-0		0-0-0		2-0-0								
3-2-0		0-1-0		1-0-		AWAY		0-0-0		0-1-0		2-0-0								
1-1-0		0-1-0		0-0-0		NEUTRAL		0-0-0		1-0-0		0-0-0								
2-0-0		0-0-0		0-0-0		CONFERENCE		0-0-0		0-0-0		2-0-0								
2-0-0		0-0-0		0-0-0		HOME		0-0-0		0-0-0		2-0-0								
0-0-0		0-0-0		0-0-0		AWAY		0-0-0		0-0-0		0-0-0								
0-0-0		0-0-0		0-0-0		NEUTRAL		0-0-0		0-0-0		0-0-0								
RPI	S	Opponent		Score		RPI	S	Opponent		Score		RPI	S	Opponent		Score				
23	N	Portland		0	3	38	A	West Virginia		2	1			117 A Villanova		2	3			
24	A	Washington		0	2									140 N Seton Hall		6	2			
														154 A Loyola Maryland		2	0			
														216 H Iona		2	0			
														236 H Duquesne		1	0			
														248 H St. Bonaventure		1	0			
														261 A Lehigh		3	2			
														299 H Cornell		4	0			
						LAST 10 GAMES														
		261 A Lehigh		3	2			236 H Duquesne		1	0									
		299 H Cornell		4	0			248 H St. Bonaventure		1	0									
		154 A Loyola Maryland		2	0			23 N Portland		0	3									
		117 A Villanova		2	3			24 A Washington		0	2									
		140 N Seton Hall		6	2			216 H Iona		2	0									

Non-Div. I Games:

La Salle

Average RPI Win:		79	WON-LOST RECORD		WINNING PCT. RANK		LAST 10 GAMES		STRENGTH OF SCHEDULE		OPP. STRENGTH OF SCHEDULE		TEAM RPI		ADJ RPI		CONF. RPI		ADJ CONF. RPI		
Average RPI Loss:		39																			
DIV. I ONLY			4-5-2		.45455 194		3-5-2		105		3		108		.53796 105		2		2		
DIV. I NON-CONF.			3-4-1		.4375 200		2-4-1		125		4		124		.52462 123		2		2		
TOTALS		RPI 1-25		RPI 26-50		W-L RECORDS		RPI 51-100		RPI 101-150		RPI 150+									
4-5-2		1-2-0		0-2-0		OVERALL		2-1-2		1-0-0		0-0-0									
2-4-0		1-2-0		0-1-0		HOME		0-1-0		1-0-0		0-0-0									
2-1-2		0-0-0		0-1-0		AWAY		2-0-2		0-0-0		0-0-0									
0-0-0		0-0-0		0-0-0		NEUTRAL		0-0-0		0-0-0		0-0-0									
3-4-1		0-2-0		0-1-0		NON-CONFERENCE		2-1-1		1-0-0		0-0-0									
1-4-0		0-2-0		0-1-0		HOME		0-1-0		1-0-0		0-0-0									
2-0-1		0-0-0		0-0-		AWAY		2-0-1		0-0-0		0-0-0									
0-0-0		0-0-0		0-0-0		NEUTRAL		0-0-0		0-0-0		0-0-0									
1-1-1		1-0-0		0-1-0		CONFERENCE		0-0-1		0-0-0		0-0-0									
1-0-0		1-0-0		0-0-0		HOME		0-0-0		0-0-0		0-0-0									
0-1-1		0-0-0		0-1-0		AWAY		0-0-1		0-0-0		0-0-0									
0-0-0		0-0-0		0-0-0		NEUTRAL		0-0-0		0-0-0		0-0-0									
RPI	S	Opponent		Score		RPI	S	Opponent		Score		RPI	S	Opponent		Score					
13	H	Duke		1	2	44	A	Arizona St.		4	5	55	A	Cal St. Northridge		1	1	139	H	St. Mary's (CA) 4 1	
23	H	Portland		2	3	50	H	Minnesota		1	4	66	A	San Diego		3	2				
24	H	Washington		1	0							66	H	San Diego		1	2				
												68	A	Arizona		1	1				
												88	A	Cal St. Fullerton		3	2				
LAST 10 GAMES																					
24	H	Washington		1	0	68	A	Arizona		1	1										
23	H	Portland		2	3	44	A	Arizona St.		4	5										
66	A	San Diego		3	2	13	H	Duke		1	2										
55	A	Cal St. Northridge		1	1	50	H	Minnesota		1	4										
66	H	San Diego		1	2	139	H	St. Mary's (CA)		4	1										

Non-Div. I Games:

Southern California

Average RPI Win:		216	WON-LOST RECORD		WINNING PCT. RANK		LAST 10 GAMES		STRENGTH OF SCHEDULE		OPP. STRENGTH OF SCHEDULE		TEAM RPI		ADJ RPI		CONF. RPI		ADJ CONF. RPI								
Average RPI Loss:		64																									
DIV. I ONLY			5-2-6		.61538 94		3-2-5		137		137		109		.53793 106		15		15								
DIV. I NON-CONF.			5-2-4		.63636 92		3-2-3		135		135		98		.54361 97		14		14								
TOTALS		RPI 1-25		RPI 26-50		W-L RECORDS		RPI 51-100		RPI 101-150		RPI 150+															
5-2-6		0-1-1		1-0-1		OVERALL		0-0-0		0-1-1		4-0-3															
1-2-2		0-1-1		0-0-0		HOME		0-0-0		0-1-1		1-0-0															
2-0-4		0-0-0		0-0-1		AWAY		0-0-0		0-0-0		2-0-3															
2-0-0		0-0-0		1-0-0		NEUTRAL		0-0-0		0-0-0		1-0-0															
5-2-4		0-1-1		1-0-0		NON-CONFERENCE		0-0-0		0-1-1		4-0-2															
1-2-2		0-1-1		0-0-0		HOME		0-0-0		0-1-1		1-0-0															
2-0-2		0-0-0		0-0-		AWAY		0-0-0		0-0-0		2-0-2															
2-0-0		0-0-0		1-0-0		NEUTRAL		0-0-0		0-0-0		1-0-0															
0-0-2		0-0-0		0-0-1		CONFERENCE		0-0-0		0-0-0		0-0-1															
0-0-0		0-0-0		0-0-0		HOME		0-0-0		0-0-0		0-0-0															
0-0-2		0-0-0		0-0-1		AWAY		0-0-0		0-0-0		0-0-1															
0-0-0		0-0-0		0-0-0		NEUTRAL		0-0-0		0-0-0		0-0-0															
RPI	S	Opponent		Score		RPI	S	Opponent		Score		RPI	S	Opponent		Score											
4	H	BYU		0	1	27	A	Denver		0	0	123	H	Northern Colo.		0	1										
24	H	Washington		1	1	37	N	Utah		1	0	132	H	Wyoming		1	1										
												186	A	Portland St.		0	0										
												226	H	UTEP		2	1										
												234	N	Eastern Wash.		1	0										
												243	A	Creighton		1	1										
												285	A	Neb. Omaha		3	1										
												289	A	New Mexico St.		0	0										
												297	A	Utah Valley		2	1										
												LAST 10 GAMES															
												132	H	Wyoming		1	1	27	A	Denver		0	0				
												4	H	BYU		0	1	289	A	New Mexico St.		0	0				
24	H	Washington		1	1	297	A	Utah Valley		2	1																
186	A	Portland St.		0	0	123	H	Northern Colo.		0	1																
234	N	Eastern Wash.		1	0	285	A	Neb. Omaha		3	1																

Non-Div. I Games:

Utah St.

Average RPI Win:	129	WON-LOST RECORD	WINNING PCT. RANK	LAST 10 GAMES	STRENGTH OF SCHEDULE	OPP. STRENGTH OF SCHEDULE	TEAM RPI	ADJ RPI	CONF. RPI	ADJ CONF. RPI	
Average RPI Loss:	93										
DIV. I ONLY	6-7-0	.46154	180	4-6-0	66	86	104	.53723	107	7	7
DIV. I NON-CONF.	4-3-0	.57143	118	2-2-0	29	122	52	.58198	53	7	7
<hr/>											
TOTALS	RPI 1-25	RPI 26-50		W-L RECORDS	RPI 51-100		RPI 101-150		RPI 150+		
6-7-0	0-1-0	0-1-0		OVERALL	1-2-0		3-2-0		2-1-0		
4-4-0	0-0-0	0-0-0		HOME	1-2-0		2-2-0		1-0-0		
2-3-0	0-1-0	0-1-0		AWAY	0-0-0		1-0-0		1-1-0		
0-0-0	0-0-0	0-0-0		NEUTRAL	0-0-0		0-0-0		0-0-0		
<hr/>											
4-3-0	0-1-0	0-0-0		NON-CONFERENCE	0-0-0		2-2-0		2-0-0		
2-2-0	0-0-0	0-0-0		HOME	0-0-0		1-2-0		1-0-0		
2-1-0	0-1-0	0-0-		AWAY	0-0-0		1-0-0		1-0-0		
0-0-0	0-0-0	0-0-0		NEUTRAL	0-0-0		0-0-0		0-0-0		
<hr/>											
2-4-0	0-0-0	0-1-0		CONFERENCE	1-2-0		1-0-0		0-1-0		
2-2-0	0-0-0	0-0-0		HOME	1-2-0		1-0-0		0-0-0		
0-2-0	0-0-0	0-1-0		AWAY	0-0-0		0-0-0		0-1-0		
0-0-0	0-0-0	0-0-0		NEUTRAL	0-0-0		0-0-0		0-0-0		
<hr/>											
RPI S	Opponent	Score		RPI S	Opponent	Score		RPI S	Opponent	Score	
3	A Penn St.	0	5	46	A Louisville	0	6	53	H Rutgers	1	0
								67	H Connecticut	1	5
								89	H Providence	0	2
								108	A Fordham	2	0
								129	H Brown	0	3
								135	H Stony Brook	0	3
								140	H Seton Hall	4	0
								150	H George Mason	2	0
								151	A Columbia	2	1
173	H Air Force	2	1								
184	A Cincinnati	0	1								
<hr/>											
LAST 10 GAMES											
46 A Louisville				0	6	140 H Seton Hall				4	0
184 A Cincinnati				0	1	53 H Rutgers				1	0
67 H Connecticut				1	5	108 A Fordham				2	0
89 H Providence				0	2	129 H Brown				0	3
151 A Columbia				2	1	135 H Stony Brook				0	3

Non-Div. I Games:

St. John's (NY)

Average RPI Win:	179	WON-LOST RECORD	WINNING PCT. RANK	LAST 10 GAMES	STRENGTH OF SCHEDULE	OPP. STRENGTH OF SCHEDULE	TEAM RPI	ADJ RPI	CONF. RPI	ADJ CONF. RPI			
DIV. I ONLY		6-6-0	.5 159	6-4-0	86	127	112	.53591 108	12	12			
DIV. I NON-CONF.		4-6-0	.4 218	4-4-0	41	105	115	.5326 115	13	13			
<hr/>													
TOTALS	RPI 1-25	RPI 26-50		W-L RECORDS	RPI 51-100		RPI 101-150		RPI 150+				
6-6-0	1-0-0	0-1-0		OVERALL	0-2-0		1-1-0		4-2-0				
5-3-0	0-0-0	0-0-0		HOME	0-1-0		1-1-0		4-1-0				
1-3-0	1-0-0	0-1-0		AWAY	0-1-0		0-0-0		0-1-0				
0-0-0	0-0-0	0-0-0		NEUTRAL	0-0-0		0-0-0		0-0-0				
<hr/>													
4-6-0	1-0-0	0-1-0		NON-CONFERENCE	0-2-0		1-1-0		2-2-0				
3-3-0	0-0-0	0-0-0		HOME	0-1-0		1-1-0		2-1-0				
1-3-0	1-0-0	0-0-		AWAY	0-1-0		0-0-0		0-1-0				
0-0-0	0-0-0	0-0-0		NEUTRAL	0-0-0		0-0-0		0-0-0				
<hr/>													
2-0-0	0-0-0	0-0-0		CONFERENCE	0-0-0		0-0-0		2-0-0				
2-0-0	0-0-0	0-0-0		HOME	0-0-0		0-0-0		2-0-0				
0-0-0	0-0-0	0-0-0		AWAY	0-0-0		0-0-0		0-0-0				
0-0-0	0-0-0	0-0-0		NEUTRAL	0-0-0		0-0-0		0-0-0				
<hr/>													
RPI S	Opponent	Score		RPI S	Opponent	Score		RPI S	Opponent	Score			
25 A	Maryland	1	0	29 A	Michigan	0	5	60 H	Dartmouth	0 3			
				61 A	Michigan St.	1	2	107 H	St. John's (NY)	0 2			
						142 H	Fairfield	4	1				
						151 A	Columbia	0	2				
						154 H	Loyola Maryland	2	1				
						157 H	Marist	0	1				
						236 H	Duquesne	2	0				
						248 H	St. Bonaventure	2	0				
						268 H	Manhattan	1	0				
<hr/>													
LAST 10 GAMES													
154 H Loyola Maryland				2	1	248 H St. Bonaventure		2	0				
142 H Fairfield				4	1	236 H Duquesne		2	0				
60 H Dartmouth				0	3	107 H St. John's (NY)		0	2				
151 A Columbia				0	2	157 H Marist		0	1				
25 A Maryland				1	0	268 H Manhattan		1	0				

Non-Div. I Games:

Fordham

Average RPI Win:	232	WON-LOST	WINNING	LAST 10	STRENGTH OF	OPP. STRENGTH	TEAM	ADJ	CONF.	ADJ CONF.				
Average RPI Loss:	25	RECORD	PCT. RANK	GAMES	SCHEDULE	OF SCHEDULE	RPI	RPI	RPI	RPI				
DIV. I ONLY		13-1-0	.92857	2	10-0-0	311	163	105	.53574	109	18	18		
DIV. I NON-CONF.		12-1-0	.92308	8	9-0-0	296	176	104	.53774	105	18	18		
<hr/>														
TOTALS	RPI 1-25	RPI 26-50		W-L RECORDS		RPI 51-100		RPI 101-150		RPI 150+				
13-1-0	0-1-0	0-0-0		OVERALL		0-0-0		1-0-0		12-0-0				
9-1-0	0-1-0	0-0-0		HOME		0-0-0		1-0-0		8-0-0				
4-0-0	0-0-0	0-0-0		AWAY		0-0-0		0-0-0		4-0-0				
0-0-0	0-0-0	0-0-0		NEUTRAL		0-0-0		0-0-0		0-0-0				
12-1-0	0-1-0	0-0-0		NON-CONFERENCE		0-0-0		1-0-0		11-0-0				
8-1-0	0-1-0	0-0-0		HOME		0-0-0		1-0-0		7-0-0				
4-0-0	0-0-0	0-0-		AWAY		0-0-0		0-0-0		4-0-0				
0-0-0	0-0-0	0-0-0		NEUTRAL		0-0-0		0-0-0		0-0-0				
1-0-0	0-0-0	0-0-0		CONFERENCE		0-0-0		0-0-0		1-0-0				
1-0-0	0-0-0	0-0-0		HOME		0-0-0		0-0-0		1-0-0				
0-0-0	0-0-0	0-0-0		AWAY		0-0-0		0-0-0		0-0-0				
0-0-0	0-0-0	0-0-0		NEUTRAL		0-0-0		0-0-0		0-0-0				
RPI	S	Opponent	Score		RPI	S	Opponent	Score		RPI	S	Opponent	Score	
25	H	Maryland	0 3							150	H	George Mason	3 2	
										174	A	North Florida	5 3	
										185	A	Jacksonville	2 1	
										190	H	Boise St.	2 1	
										192	H	James Madison	3 2	
										195	H	Rider	3 0	
										233	A	Mt. St. Mary's	5 0	
										240	H	Towson	2 1	
										250	H	American	1 0	
										271	H	UMBC	2 1	
										308	A	Howard	3 0	
										312	H	USC Upstate	6 0	
										322	H	VMI	5 0	
<hr/>														
LAST 10 GAMES														
		308	A	Howard	3	0			233	A	Mt. St. Mary's	5	0	
		190	H	Boise St.	2	1			250	H	American	1	0	
		322	H	VMI	5	0			195	H	Rider	3	0	
		192	H	James Madison	3	2			174	A	North Florida	5	3	
		240	H	Towson	2	1			185	A	Jacksonville	2	1	

Non-Div. I Games:

Navy

Average RPI Win:	195	WON-LOST RECORD	WINNING PCT. RANK	LAST 10 GAMES	STRENGTH OF SCHEDULE	OPP. STRENGTH OF SCHEDULE	TEAM RPI	ADJ RPI	CONF. RPI	ADJ CONF. RPI	
Average RPI Loss:	114										
DIV. I ONLY	7-2-2	.72727	38	6-1-2	220	115	107	.53566	110	13	13
DIV. I NON-CONF.	5-1-1	.78571	34	4-0-1	148	216	69	.56501	70	11	11
<hr/>											
TOTALS	RPI 1-25	RPI 26-50		W-L RECORDS	RPI 51-100		RPI 101-150		RPI 150+		
7-2-2	0-0-0	0-0-0		OVERALL	0-1-0		1-0-1		6-1-1		
3-0-1	0-0-0	0-0-0		HOME	0-0-0		0-0-1		3-0-0		
4-2-1	0-0-0	0-0-0		AWAY	0-1-0		1-0-0		3-1-1		
0-0-0	0-0-0	0-0-0		NEUTRAL	0-0-0		0-0-0		0-0-0		
5-1-1	0-0-0	0-0-0		NON-CONFERENCE	0-0-0		1-0-0		4-1-1		
2-0-0	0-0-0	0-0-0		HOME	0-0-0		0-0-0		2-0-0		
3-1-1	0-0-0	0-0-		AWAY	0-0-0		1-0-0		2-1-1		
0-0-0	0-0-0	0-0-0		NEUTRAL	0-0-0		0-0-0		0-0-0		
2-1-1	0-0-0	0-0-0		CONFERENCE	0-1-0		0-0-1		2-0-0		
1-0-1	0-0-0	0-0-0		HOME	0-0-0		0-0-1		1-0-0		
1-1-0	0-0-0	0-0-0		AWAY	0-1-0		0-0-0		1-0-0		
0-0-0	0-0-0	0-0-0		NEUTRAL	0-0-0		0-0-0		0-0-0		
<hr/>											
RPI S	Opponent	Score	RPI S	Opponent	Score	RPI S	Opponent	Score	RPI S	Opponent	Score
						52 A	UNC Wilmington	0 2	117 A	Villanova	2 1
						150 H	George Mason	1 1			
						158 H	Penn	1 0			
						163 A	Georgia St.	2 0			
						175 A	Longwood	0 2			
						194 A	Hawaii	3 3			
						205 A	Temple	1 0			
						214 A	Liberty	1 0			
						240 H	Towson	4 0			
						271 H	UMBC	1 0			
<hr/>											
			LAST 10 GAMES								
			240 H	Towson	4 0	163 A	Georgia St.	2 0			
			150 H	George Mason	1 1	52 A	UNC Wilmington	0 2			
			205 A	Temple	1 0	271 H	UMBC	1 0			
			158 H	Penn	1 0	117 A	Villanova	2 1			
			194 A	Hawaii	3 3	214 A	Liberty	1 0			

Non-Div. I Games: Hawaii Hilo 4 0

Drexel

Average RPI Win:	172	WON-LOST RECORD	WINNING PCT. RANK	LAST 10 GAMES	STRENGTH OF SCHEDULE	OPP. STRENGTH OF SCHEDULE	TEAM RPI	ADJ RPI	CONF. RPI	ADJ CONF. RPI		
DIV. I ONLY		4-6-4	.42857	205	2-5-3	46	101	110	.53552	111	6	6
DIV. I NON-CONF.		3-4-2	.44444	191	1-3-1	137	107	161	.49598	160	6	6
<hr/>												
TOTALS	RPI 1-25	RPI 26-50		W-L RECORDS		RPI 51-100		RPI 101-150		RPI 150+		
4-6-4	0-0-1	0-1-0		OVERALL		1-4-3		1-0-0		2-1-0		
3-3-2	0-0-1	0-0-0		HOME		1-2-1		1-0-0		1-1-0		
0-3-2	0-0-0	0-1-0		AWAY		0-2-2		0-0-0		0-0-0		
1-0-0	0-0-0	0-0-0		NEUTRAL		0-0-0		0-0-0		1-0-0		
<hr/>												
3-4-2	0-0-0	0-0-0		NON-CONFERENCE		0-3-2		1-0-0		2-1-0		
2-2-1	0-0-0	0-0-0		HOME		0-1-1		1-0-0		1-1-0		
0-2-1	0-0-0	0-0-		AWAY		0-2-1		0-0-0		0-0-0		
1-0-0	0-0-0	0-0-0		NEUTRAL		0-0-0		0-0-0		1-0-0		
<hr/>												
1-2-2	0-0-1	0-1-0		CONFERENCE		1-1-1		0-0-0		0-0-0		
1-1-1	0-0-1	0-0-0		HOME		1-1-0		0-0-0		0-0-0		
0-1-1	0-0-0	0-1-0		AWAY		0-0-1		0-0-0		0-0-0		
0-0-0	0-0-0	0-0-0		NEUTRAL		0-0-0		0-0-0		0-0-0		
<hr/>												
RPI	S	Opponent	Score	RPI	S	Opponent	Score	RPI	S	Opponent	Score	
21	H	Baylor	1 1	47	A	Texas Tech	1 2	56	A	Oklahoma St.	1 1	
				56	H	Oklahoma St.	1 0	102	H	Nebraska	2 1	
				57	H	LSU	0 1	177	H	Oral Roberts	0 1	
				59	H	Vanderbilt	1 1	222	N	Northern Ariz.	3 1	
				62	A	SMU	0 3	309	H	Nicholls St.	3 1	
				75	H	Texas	0 1					
				80	A	Rice	1 1					
				97	A	UNLV	1 2					
				<hr/>								
LAST 10 GAMES												
75	H	Texas	0 1	56	A	Oklahoma St.	1 1					
21	H	Baylor	1 1	47	A	Texas Tech	1 2					
62	A	SMU	0 3	56	H	Oklahoma St.	1 0					
80	A	Rice	1 1	222	N	Northern Ariz.	3 1					
177	H	Oral Roberts	0 1	97	A	UNLV	1 2					

Non-Div. I Games:

Oklahoma

Average RPI Win:		246	WON-LOST		WINNING		LAST 10		STRENGTH OF		OPP. STRENGTH		TEAM		ADJ		CONF.		ADJ CONF.	
Average RPI Loss:		54	RECORD		PCT. RANK		GAMES		SCHEDULE		OF SCHEDULE		RPI		RPI		RPI		RPI	
DIV. I ONLY			6-4-2		.58333		110		5-3-2		102		212		111		.53376		112	
DIV. I NON-CONF.			5-2-1		.6875		68		4-1-1		97		271		86		.55068		88	
TOTALS		RPI 1-25		RPI 26-50		W-L RECORDS		RPI 51-100		RPI 101-150		RPI 150+								
6-4-2		0-1-0		0-1-0		OVERALL		0-2-0		0-0-1		6-0-1								
5-2-1		0-1-0		0-1-0		HOME		0-0-0		0-0-0		5-0-1								
1-1-1		0-0-0		0-0-0		AWAY		0-1-0		0-0-1		1-0-0								
0-1-0		0-0-0		0-0-0		NEUTRAL		0-1-0		0-0-0		0-0-0								
5-2-1		0-1-0		0-0-0		NON-CONFERENCE		0-1-0		0-0-0		5-0-1								
4-1-1		0-1-0		0-0-0		HOME		0-0-0		0-0-0		4-0-1								
1-0-0		0-0-0		0-0-		AWAY		0-0-0		0-0-0		1-0-0								
0-1-0		0-0-0		0-0-0		NEUTRAL		0-1-0		0-0-0		0-0-0								
1-2-1		0-0-0		0-1-0		CONFERENCE		0-1-0		0-0-1		1-0-0								
1-1-0		0-0-0		0-1-0		HOME		0-0-0		0-0-0		1-0-0								
0-1-1		0-0-0		0-0-0		AWAY		0-1-0		0-0-1		0-0-0								
0-0-0		0-0-0		0-0-0		NEUTRAL		0-0-0		0-0-0		0-0-0								
RPI	S	Opponent		Score		RPI	S	Opponent		Score		RPI	S	Opponent		Score				
20	H	Notre Dame		0 2		41	H	Colorado Col.		0 1		73	N	Fla. Gulf Coast		0 1				
												80	A	Rice		0 1				

Average RPI Win: 217		WON-LOST	WINNING	LAST 10	STRENGTH OF	OPP. STRENGTH	TEAM	ADJ	CONF.	ADJ CONF.							
Average RPI Loss: 53		RECORD	PCT. RANK	GAMES	SCHEDULE	OF SCHEDULE	RPI	RPI	RPI	RPI							
DIV. I ONLY		6-5-1	.54167	137	4-5-1	103	109	113	.5335	113	16	16					
DIV. I NON-CONF.		3-4-1	.4375	200	1-4-1	156	61	165	.49415	162	16	16					
<hr/>																	
TOTALS		RPI 1-25		RPI 26-50		W-L RECORDS		RPI 51-100		RPI 101-150		RPI 150+					
6-5-1		0-1-0		0-1-0		OVERALL		0-3-1		1-0-0		5-0-0					
4-1-0		0-0-0		0-0-0		HOME		0-1-0		1-0-0		3-0-0					
2-3-1		0-1-0		0-0-0		AWAY		0-2-1		0-0-0		2-0-0					
0-1-0		0-0-0		0-1-0		NEUTRAL		0-0-0		0-0-0		0-0-0					
<hr/>																	
3-4-1		0-1-0		0-1-0		NON-CONFERENCE		0-2-1		0-0-0		3-0-0					
3-0-0		0-0-0		0-0-0		HOME		0-0-0		0-0-0		3-0-0					
0-3-1		0-1-0		0-0-		AWAY		0-2-1		0-0-0		0-0-0					
0-1-0		0-0-0		0-1-0		NEUTRAL		0-0-0		0-0-0		0-0-0					
<hr/>																	
3-1-0		0-0-0		0-0-0		CONFERENCE		0-1-0		1-0-0		2-0-0					
1-1-0		0-0-0		0-0-0		HOME		0-1-0		1-0-0		0-0-0					
2-0-0		0-0-0		0-0-0		AWAY		0-0-0		0-0-0		2-0-0					
0-0-0		0-0-0		0-0-0		NEUTRAL		0-0-0		0-0-0		0-0-0					
<hr/>																	
RPI	S	Opponent		Score		RPI	S	Opponent		Score		RPI	S	Opponent		Score	
11	A	Florida		0	3	44	N	Arizona St.		0	3	57	A	LSU		0	0
												68	A	Arizona		0	2
												71	H	Middle Tenn.		1	3
												73	A	Fla. Gulf Coast		0	1

Non-Div. I Games:

FIU

Average RPI Win:	162	WON-LOST	WINNING	LAST 10	STRENGTH OF	OPP. STRENGTH	TEAM	ADJ	CONF.	ADJ CONF.	
Average RPI Loss:	57	RECORD	PCT. RANK	GAMES	SCHEDULE	OF SCHEDULE	RPI	RPI	RPI	RPI	
DIV. I ONLY	4-5-2	.45455	194	4-4-2	89	46	114	.53321	114	8	8
DIV. I NON-CONF.	4-4-0	.5	152	4-3-0	99	55	119	.5292	117	8	8
<hr/>											
TOTALS	RPI 1-25	RPI 26-50		W-L RECORDS	RPI 51-100		RPI 101-150		RPI 150+		
4-5-2	0-1-0	1-0-0		OVERALL	0-4-1		0-0-1		3-0-0		
2-0-2	0-0-0	0-0-0		HOME	0-0-1		0-0-1		2-0-0		
2-4-0	0-1-0	1-0-0		AWAY	0-3-0		0-0-0		1-0-0		
0-1-0	0-0-0	0-0-0		NEUTRAL	0-1-0		0-0-0		0-0-0		
<hr/>											
4-4-0	0-0-0	1-0-0		NON-CONFERENCE	0-4-0		0-0-0		3-0-0		
2-0-0	0-0-0	0-0-0		HOME	0-0-0		0-0-0		2-0-0		
2-3-0	0-0-0	1-0-		AWAY	0-3-0		0-0-0		1-0-0		
0-1-0	0-0-0	0-0-0		NEUTRAL	0-1-0		0-0-0		0-0-0		
<hr/>											
0-1-2	0-1-0	0-0-0		CONFERENCE	0-0-1		0-0-1		0-0-0		
0-0-2	0-0-0	0-0-0		HOME	0-0-1		0-0-1		0-0-0		
0-1-0	0-1-0	0-0-0		AWAY	0-0-0		0-0-0		0-0-0		
0-0-0	0-0-0	0-0-0		NEUTRAL	0-0-0		0-0-0		0-0-0		
<hr/>											
RPI S	Opponent	Score	RPI S	Opponent	Score	RPI S	Opponent	Score	RPI S	Opponent	Score
15 A	UCF	0 2	44 A	Arizona St.	1 0	57 A	LSU	0 2	112 H	Tulsa	0 0
						62 H	SMU	2 2	183 H	Houston Baptist	3 2
						65 A	North Texas	1 2	201 H	UTSA	2 1
						68 N	Arizona	1 2	219 A	La.-Lafayette	2 1
						78 A	Stephen F. Austin	0 2			
<hr/>											
LAST 10 GAMES											
62 H SMU						2 2	15 A UCF		0 2		
201 H UTSA						2 1	112 H Tulsa		0 0		
68 N Arizona						1 2	219 A La.-Lafayette		2 1		
44 A Arizona St.						1 0	65 A North Texas		1 2		
57 A LSU						0 2	183 H Houston Baptist		3 2		

Non-Div. I Games:

Houston

Average RPI Win: 153		WON-LOST RECORD	WINNING PCT. RANK	LAST 10 GAMES	STRENGTH OF SCHEDULE	OPP. STRENGTH OF SCHEDULE	TEAM RPI	ADJ RPI	CONF. RPI	ADJ CONF. RPI					
Average RPI Loss: 94															
DIV. I ONLY		7-6-1	.53571	158	4-5-1	114	97	119	.53172	115	7	7			
DIV. I NON-CONF.		5-3-1	.61111	105	2-2-1	93	113	85	.55295	85	7	7			
<hr/>															
TOTALS		RPI 1-25		RPI 26-50		W-L RECORDS		RPI 51-100		RPI 101-150		RPI 150+			
7-6-1		0-0-0		0-2-0		OVERALL		1-2-0		2-1-1		4-1-0			
5-2-0		0-0-0		0-1-0		HOME		0-0-0		2-0-0		3-1-0			
2-3-1		0-0-0		0-1-0		AWAY		1-2-0		0-0-1		1-0-0			
0-1-0		0-0-0		0-0-0		NEUTRAL		0-0-0		0-1-0		0-0-0			
5-3-1		0-0-0		0-1-0		NON-CONFERENCE		1-0-0		1-1-1		3-1-0			
4-1-0		0-0-0		0-0-0		HOME		0-0-0		1-0-0		3-1-0			
1-1-1		0-0-0		0-0-		AWAY		1-0-0		0-0-1		0-0-0			
0-1-0		0-0-0		0-0-0		NEUTRAL		0-0-0		0-1-0		0-0-0			
2-3-0		0-0-0		0-1-0		CONFERENCE		0-2-0		1-0-0		1-0-0			
1-1-0		0-0-0		0-1-0		HOME		0-0-0		1-0-0		0-0-0			
1-2-0		0-0-0		0-0-0		AWAY		0-2-0		0-0-0		1-0-0			
0-0-0		0-0-0		0-0-0		NEUTRAL		0-0-0		0-0-0		0-0-0			
RPI	S	Opponent	Score	RPI	S	Opponent	Score	RPI	S	Opponent	Score				
				46	H	Louisville	0 2	58	A	Dayton	2 1	116	N	Iowa St.	0 2
				50	A	Minnesota	0 3	67	A	Connecticut	2 3	133	H	Pittsburgh	4 0
								89	A	Providence	0 1	143	A	Wright St.	0 0
												149	H	Valparaiso	1 0
												152	H	Saint Louis	2 0
												155	H	Ohio	3 0
												184	A	Cincinnati	1 0
												193	H	Loyola Chicago	0 1
												240	H	Towson	2 1
<hr/>															
LAST 10 GAMES															
				133	H	Pittsburgh	4 0	89	A	Providence	0 1				
				152	H	Saint Louis	2 0	67	A	Connecticut	2 3				
				46	H	Louisville	0 2	116	N	Iowa St.	0 2				
				184	A	Cincinnati	1 0	58	A	Dayton	2 1				
				50	A	Minnesota	0 3	143	A	Wright St.	0 0				

Non-Div. I Games:

DePaul

Average RPI Win: 221		WON-LOST RECORD		WINNING PCT. RANK		LAST 10 GAMES		STRENGTH OF SCHEDULE		OPP. STRENGTH OF SCHEDULE		TEAM RPI		ADJ RPI		CONF. RPI		ADJ CONF. RPI	
DIV. I ONLY		8-6-0		.57143 122		5-5-0		121		117		115		.53131 116		6		6	
DIV. I NON-CONF.		8-3-0		.72727 53		5-2-0		163		141		80		.55306 84		6		6	
TOTALS		RPI 1-25		RPI 26-50		W-L RECORDS		RPI 51-100		RPI 101-150		RPI 150+							
8-6-0		0-2-0		0-2-0		OVERALL		1-2-0		1-0-0		6-0-0							
3-2-0		0-0-0		0-1-0		HOME		0-1-0		0-0-0		3-0-0							
3-2-0		0-0-0		0-1-0		AWAY		0-1-0		0-0-0		3-0-0							
2-2-0		0-2-0		0-0-0		NEUTRAL		1-0-0		1-0-0		0-0-0							
8-3-0		0-2-0		0-1-0		NON-CONFERENCE		1-0-0		1-0-0		6-0-0							
3-1-0		0-0-0		0-1-0		HOME		0-0-0		0-0-0		3-0-0							
3-0-0		0-0-0		0-0-		AWAY		0-0-0		0-0-0		3-0-0							
2-2-0		0-2-0		0-0-0		NEUTRAL		1-0-0		1-0-0		0-0-0							
0-3-0		0-0-0		0-1-0		CONFERENCE		0-2-0		0-0-0		0-0-0							
0-1-0		0-0-0		0-0-0		HOME		0-1-0		0-0-0		0-0-0							
0-2-0		0-0-0		0-1-0		AWAY		0-1-0		0-0-0		0-0-0							
0-0-0		0-0-0		0-0-0		NEUTRAL		0-0-0		0-0-0		0-0-0							
RPI	S	Opponent		Score		RPI	S	Opponent		Score		RPI	S	Opponent		Score			
7	N	San Diego St.		1	2	39	H	Iowa		1	3	56	A	Oklahoma St.		0	1		
22	N	Virginia Tech		0	1	47	A	Texas Tech		1	2	75	H	Texas		0	4		
												81	N	New Mexico		1	0		

Average RPI Win:	126	WON-LOST	WINNING	LAST 10	STRENGTH OF	OPP. STRENGTH	TEAM	ADJ	CONF.	ADJ CONF.	
Average RPI Loss:	112	RECORD	PCT. RANK	GAMES	SCHEDULE	OF SCHEDULE	RPI	RPI	RPI	RPI	
DIV. I ONLY	5-6-2	.46154	180	4-5-1	77	104	117	.53125	117	7	7
DIV. I NON-CONF.	2-4-2	.375	223	1-3-1	43	167	129	.51756	129	7	7
TOTALS	RPI 1-25	RPI 26-50	W-L RECORDS	RPI 51-100	RPI 101-150	RPI 150+					
5-6-2	0-0-1	0-0-0	OVERALL	2-2-0	2-3-1	1-1-0					
3-3-1	0-0-1	0-0-0	HOME	1-2-0	1-1-0	1-0-0					
2-3-1	0-0-0	0-0-0	AWAY	1-0-0	1-2-1	0-1-0					
0-0-0	0-0-0	0-0-0	NEUTRAL	0-0-0	0-0-0	0-0-0					
2-4-2	0-0-1	0-0-0	NON-CONFERENCE	0-1-0	1-2-1	1-1-0					
2-2-1	0-0-1	0-0-0	HOME	0-1-0	1-1-0	1-0-0					
0-2-1	0-0-0	0-0-	AWAY	0-0-0	0-1-1	0-1-0					
0-0-0	0-0-0	0-0-0	NEUTRAL	0-0-0	0-0-0	0-0-0					
3-2-0	0-0-0	0-0-0	CONFERENCE	2-1-0	1-1-0	0-0-0					
1-1-0	0-0-0	0-0-0	HOME	1-1-0	0-0-0	0-0-0					
2-1-0	0-0-0	0-0-0	AWAY	1-0-0	1-1-0	0-0-0					
0-0-0	0-0-0	0-0-0	NEUTRAL	0-0-0	0-0-0	0-0-0					
RPI S	Opponent	Score	RPI S	Opponent	Score	RPI S	Opponent	Score	RPI S	Opponent	Score
25 H	Maryland	0 0				53 A	Rutgers	2 1	104 H	La Salle	3 2
						64 H	William & Mary	0 1	110 H	Drexel	1 2
						67 H	Connecticut	1 2	130 A	VCU	1 1
						89 H	Providence	2 0	133 A	Pittsburgh	2 1
									134 A	Saint Joseph's	1 2
									140 A	Seton Hall	0 2
									156 A	Richmond	1 3
									250 H	American	2 0
			LAST 10 GAMES								
			89 H	Providence	2 0	133 A	Pittsburgh	2 1			
			140 A	Seton Hall	0 2	67 H	Connecticut	1 2			
			53 A	Rutgers	2 1	130 A	VCU	1 1			
			104 H	La Salle	3 2	156 A	Richmond	1 3			
			64 H	William & Mary	0 1	134 A	Saint Joseph's	1 2			

Non-Div. I Games:

Villanova

Average RPI Win: 230		WON-LOST RECORD	WINNING PCT. RANK	LAST 10 GAMES	STRENGTH OF SCHEDULE	OPP. STRENGTH OF SCHEDULE	TEAM RPI	ADJ RPI	CONF. RPI	ADJ CONF. RPI	
Average RPI Loss: 162											
DIV. I ONLY		10-2-0	.83333 11	8-2-0	274	209	116	.5309 118	14	14	
DIV. I NON-CONF.		6-2-0	.75 44	4-2-0	299	200	171	.49046 170	15	15	
TOTALS		RPI 1-25	RPI 26-50		W-L RECORDS		RPI 51-100		RPI 101-150		RPI 150+
10-2-0	0-0-0		0-0-0		OVERALL		0-1-0		0-0-0		10-1-0
4-2-0	0-0-0		0-0-0		HOME		0-1-0		0-0-0		4-1-0
6-0-0	0-0-0		0-0-0		AWAY		0-0-0		0-0-0		6-0-0
0-0-0	0-0-0		0-0-0		NEUTRAL		0-0-0		0-0-0		0-0-0
6-2-0	0-0-0		0-0-0		NON-CONFERENCE		0-1-0		0-0-0		6-1-0
2-2-0	0-0-0		0-0-0		HOME		0-1-0		0-0-0		2-1-0
4-0-0	0-0-0		0-0-		AWAY		0-0-0		0-0-0		4-0-0
0-0-0	0-0-0		0-0-0		NEUTRAL		0-0-0		0-0-0		0-0-0
4-0-0	0-0-0		0-0-0		CONFERENCE		0-0-0		0-0-0		4-0-0
2-0-0	0-0-0		0-0-0		HOME		0-0-0		0-0-0		2-0-0
2-0-0	0-0-0		0-0-0		AWAY		0-0-0		0-0-0		2-0-0
0-0-0	0-0-0		0-0-0		NEUTRAL		0-0-0		0-0-0		0-0-0
RPI S	Opponent	Score	RPI S	Opponent	Score	RPI S	Opponent	Score	RPI S	Opponent	Score
						85 H	Northwestern	1 2	155 A	Ohio	1 0
									159 A	Kent St.	4 2
									198 H	Xavier	3 0
									208 A	Milwaukee	4 2
									228 A	Belmont	2 1
									229 H	Akron	4 1
									238 H	IPFW	0 1
									252 A	Indiana St.	4 0
									280 H	Austin Peay	4 0
									281 H	Buffalo	2 0
									305 A	IUPUI	5 0
LAST 10 GAMES											
			281 H	Buffalo	2 0		159 A	Kent St.	4 2		
			229 H	Akron	4 1		155 A	Ohio	1 0		
			252 A	Indiana St.	4 0		228 A	Belmont	2 1		
			238 H	IPFW	0 1		208 A	Milwaukee	4 2		
			280 H	Austin Peay	4 0		85 H	Northwestern	1 2		

Non-Div. I Games:

Miami (OH)

Average RPI Win:		171	WON-LOST RECORD		WINNING PCT. RANK		LAST 10 GAMES		STRENGTH OF SCHEDULE		OPP. STRENGTH OF SCHEDULE		TEAM RPI		ADJ RPI		CONF. RPI		ADJ CONF. RPI				
DIV. I ONLY			5-5-1		.5		159		4-5-1		98		96		121		.53085		119				
DIV. I NON-CONF.			3-5-1		.38889		222		2-5-1		79		69		135		.51303		133				
TOTALS		RPI 1-25		RPI 26-50				W-L RECORDS				RPI 51-100				RPI 101-150				RPI 150+			
5-5-1		0-1-0		0-2-0				OVERALL				1-0-0				0-2-0				4-0-1			
3-3-0		0-0-0		0-2-0				HOME				0-0-0				0-1-0				3-0-0			
2-2-1		0-1-0		0-0-0				AWAY				1-0-0				0-1-0				1-0-1			
0-0-0		0-0-0		0-0-0				NEUTRAL				0-0-0				0-0-0				0-0-0			
3-5-1		0-1-0		0-2-0				NON-CONFERENCE				1-0-0				0-2-0				2-0-1			
1-3-0		0-0-0		0-2-0				HOME				0-0-0				0-1-0				1-0-0			
2-2-1		0-1-0		0-0-				AWAY				1-0-0				0-1-0				1-0-1			
0-0-0		0-0-0		0-0-0				NEUTRAL				0-0-0				0-0-0				0-0-0			
2-0-0		0-0-0		0-0-0				CONFERENCE				0-0-0				0-0-0				2-0-0			
2-0-0		0-0-0		0-0-0				HOME				0-0-0				0-0-0				2-0-0			
0-0-0		0-0-0		0-0-0				AWAY				0-0-0				0-0-0				0-0-0			
0-0-0		0-0-0		0-0-0				NEUTRAL				0-0-0				0-0-0				0-0-0			
RPI	S	Opponent		Score		RPI	S	Opponent		Score		RPI	S	Opponent		Score		RPI	S	Opponent		Score	
4	A	BYU		1	5	33	H	Oregon St.		1	3	79	A	Loyola Marymount		3	1	124	A	Fresno St.		1	2
						40	H	California		1	4							139	H	St. Mary's (CA)		0	1
																		162	H	Pacific		4	1
																		170	H	UC Davis		1	0
																		172	A	Nevada		1	1
																		220	A	Sacramento St.		4	1
																		224	H	CSU Bakersfield		1	0
LAST 10 GAMES																							
						124	A	Fresno St.		1	2	170	H	UC Davis		1	0						
						4	A	BYU		1	5	162	H	Pacific		4	1						
						33	H	Oregon St.		1	3	220	A	Sacramento St.		4	1						
						139	H	St. Mary's (CA)		0	1	172	A	Nevada		1	1						
						40	H	California		1	4	224	H	CSU Bakersfield		1	0						

Non-Div. I Games:

Cal Poly

[illegible]

Non-Div. I Games:

Mississippi St.

Average RPI Win: 143		WON-LOST	WINNING	LAST 10	STRENGTH OF		OPP. STRENGTH	TEAM	ADJ		CONF.	ADJ CONF.			
Average RPI Loss: 41		RECORD	PCT. RANK	GAMES	SCHEDULE		OF SCHEDULE	RPI	RPI		RPI	RPI			
DIV. I ONLY		3-5-4	.41667	216	3-4-3		71	48	120	.52925	121	3	3		
DIV. I NON-CONF.		3-2-1	.58333	116	3-1-0		120	79	101	.53874	103	3	3		
TOTALS		RPI 1-25	RPI 26-50		W-L RECORDS		RPI 51-100		RPI 101-150		RPI 150+				
3-5-4		0-2-0	0-2-0		OVERALL		1-1-2		0-0-1		2-0-1				
3-2-1		0-1-0	0-0-0		HOME		1-1-0		0-0-1		2-0-0				
0-3-3		0-1-0	0-2-0		AWAY		0-0-2		0-0-0		0-0-1				
0-0-0		0-0-0	0-0-0		NEUTRAL		0-0-0		0-0-0		0-0-0				
3-2-1		0-0-0	0-1-0		NON-CONFERENCE		1-1-0		0-0-0		2-0-1				
3-1-0		0-0-0	0-0-0		HOME		1-1-0		0-0-0		2-0-0				
0-1-1		0-0-0	0-0-		AWAY		0-0-0		0-0-0		0-0-1				
0-0-0		0-0-0	0-0-0		NEUTRAL		0-0-0		0-0-0		0-0-0				
0-3-3		0-2-0	0-1-0		CONFERENCE		0-0-2		0-0-1		0-0-0				
0-1-1		0-1-0	0-0-0		HOME		0-0-0		0-0-1		0-0-0				
0-2-2		0-1-0	0-1-0		AWAY		0-0-2		0-0-0		0-0-0				
0-0-0		0-0-0	0-0-0		NEUTRAL		0-0-0		0-0-0		0-0-0				
RPI S	Opponent	Score		RPI S	Opponent	Score		RPI S	Opponent	Score		RPI S	Opponent	Score	
9 A	Texas A&M	0 2		45 A	Auburn	2 4		59 A	Vanderbilt	1 1		120 H	Mississippi St.	0 0	
14 H	Missouri	0 1		50 A	Minnesota	1 2		83 A	Arkansas	1 1		153 H	Mercer	2 0	
								86 H	Clemson	0 1		185 H	Jacksonville	3 0	
								92 H	East Carolina	3 0		208 A	Milwaukee	0 0	
LAST 10 GAMES															
83 A	Arkansas	1 1		59 A	Vanderbilt	1 1		45 A	Auburn	2 4		86 H	Clemson	0 1	
9 A	Texas A&M	0 2						185 H	Jacksonville	3 0		153 H	Mercer	2 0	
14 H	Missouri	0 1													
120 H	Mississippi St.	0 0													
92 H	East Carolina	3 0													

Non-Div. I Games:

South Carolina

Average RPI Win: 209		WON-LOST	WINNING	LAST 10	STRENGTH OF		OPP. STRENGTH	TEAM	ADJ	CONF.	ADJ CONF.
Average RPI Loss: 33		RECORD	PCT. RANK	GAMES	SCHEDULE		OF SCHEDULE	RPI	RPI	RPI	RPI
DIV. I ONLY		6-5-1	.54167	137	5-4-1		132	91	122	.5263	122
DIV. I NON-CONF.		5-5-0	.5	152	4-4-0		71	63	97	.5418	98
TOTALS		RPI 1-25	RPI 26-50		W-L RECORDS		RPI 51-100		RPI 101-150		RPI 150+
6-5-1		0-3-0	0-1-0		OVERALL		0-1-0		2-0-0		4-0-1
4-1-0		0-1-0	0-0-0		HOME		0-0-0		1-0-0		3-0-0
2-4-1		0-2-0	0-1-0		AWAY		0-1-0		1-0-0		1-0-1
0-0-0		0-0-0	0-0-0		NEUTRAL		0-0-0		0-0-0		0-0-0
5-5-0		0-3-0	0-1-0		NON-CONFERENCE		0-1-0		2-0-0		3-0-0
4-1-0		0-1-0	0-0-0		HOME		0-0-0		1-0-0		3-0-0
1-4-0		0-2-0	0-0-		AWAY		0-1-0		1-0-0		0-0-0
0-0-0		0-0-0	0-0-0		NEUTRAL		0-0-0		0-0-0		0-0-0
1-0-1		0-0-0	0-0-0		CONFERENCE		0-0-0		0-0-0		1-0-1
0-0-0		0-0-0	0-0-0		HOME		0-0-0		0-0-0		0-0-0
1-0-1		0-0-0	0-0-0		AWAY		0-0-0		0-0-0		1-0-1
0-0-0		0-0-0	0-0-0		NEUTRAL		0-0-0		0-0-0		0-0-0
RPI S	Opponent	Score		RPI S	Opponent	Score		RPI S	Opponent	Score	
7 A	San Diego St.	0	2	33 A	Oregon St.	0	1	76 A	Oregon	1	2
23 A	Portland	0	3					138 A	Gonzaga	1	0
24 H	Washington	0	2					139 H	St. Mary's (CA)	5	1
								186 H	Portland St.	1	0
								201 A	UTSA	1	1
								234 H	Eastern Wash.	3	0
								260 A	Texas St.	2	0
								297 H	Utah Valley	4	2
LAST 10 GAMES											
297 H	Utah Valley	4	2	260 A	Texas St.	2	0				
23 A	Portland	0	3	201 A	UTSA	1	1				
33 A	Oregon St.	0	1	186 H	Portland St.	1	0				
76 A	Oregon	1	2	234 H	Eastern Wash.	3	0				
138 A	Gonzaga	1	0	7 A	San Diego St.	0	2				

Non-Div. I Games:

Seattle

Average RPI Win: 220		WON-LOST RECORD		WINNING PCT. RANK		LAST 10 GAMES		STRENGTH OF SCHEDULE		OPP. STRENGTH OF SCHEDULE		TEAM RPI		ADJ RPI		CONF. RPI		ADJ CONF. RPI	
Average RPI Loss: 89																			
DIV. I ONLY		5-4-2		.54545 127		5-3-2		116		134		123		.5261 123		28		28	
DIV. I NON-CONF.		2-4-2		.375 223		2-3-2		55		92		130		.51558 131		25		25	
TOTALS		RPI 1-25		RPI 26-50		W-L RECORDS		RPI 51-100		RPI 101-150		RPI 150+							
5-4-2		0-0-0		0-1-1		OVERALL		0-1-0		1-2-1		4-0-0							
4-2-1		0-0-0		0-0-1		HOME		0-1-0		0-1-0		4-0-0							
1-1-1		0-0-0		0-0-0		AWAY		0-0-0		1-1-1		0-0-0							
0-1-0		0-0-0		0-1-0		NEUTRAL		0-0-0		0-0-0		0-0-0							
2-4-2		0-0-0		0-1-1		NON-CONFERENCE		0-1-0		1-2-1		1-0-0							
1-2-1		0-0-0		0-0-1		HOME		0-1-0		0-1-0		1-0-0							
1-1-1		0-0-0		0-0-		AWAY		0-0-0		1-1-1		0-0-0							
0-1-0		0-0-0		0-1-0		NEUTRAL		0-0-0		0-0-0		0-0-0							
3-0-0		0-0-0		0-0-0		CONFERENCE		0-0-0		0-0-0		3-0-0							
3-0-0		0-0-0		0-0-0		HOME		0-0-0		0-0-0		3-0-0							
0-0-0		0-0-0		0-0-0		AWAY		0-0-0		0-0-0		0-0-0							
0-0-0		0-0-0		0-0-0		NEUTRAL		0-0-0		0-0-0		0-0-0							
RPI	S	Opponent		Score	RPI	S	Opponent		Score	RPI	S	Opponent		Score	RPI	S	Opponent		Score
					27	N	Denver	1	2	54	H	Colorado	0	3	102	A	Nebraska	1	1
					41	H	Colorado Col.	2	2						106	A	Utah St.	1	0
															132	H	Wyoming	0	2
															144	A	Drake	0	1
															186	H	Portland St.	1	0
															220	H	Sacramento St.	2	0
															285	H	Neb. Omaha	2	1
															302	H	North Dakota	3	0
LAST 10 GAMES																			
					186	H	Portland St.	1	0	302	H	North Dakota	3	0					
					102	A	Nebraska	1	1	220	H	Sacramento St.	2	0					
					144	A	Drake	0	1	106	A	Utah St.	1	0					
					132	H	Wyoming	0	2	41	H	Colorado Col.	2	2					
					285	H	Neb. Omaha	2	1	27	N	Denver	1	2					

Non-Div. I Games:

Northern Colo.

Average RPI Win:	172	WON-LOST RECORD	WINNING PCT. RANK	LAST 10 GAMES	STRENGTH OF SCHEDULE	OPP. STRENGTH OF SCHEDULE	TEAM RPI	ADJ RPI	CONF. RPI	ADJ CONF. RPI	
DIV. I ONLY	3-7-3	.34615	247	3-5-2	44	73	125	.52003	124	10	10
DIV. I NON-CONF.	2-7-3	.29167	260	2-5-2	50	44	145	.50632	145	10	10
<hr/>											
TOTALS	RPI 1-25	RPI 26-50		W-L RECORDS	RPI 51-100		RPI 101-150		RPI 150+		
3-7-3	0-4-0	0-0-0		OVERALL	0-2-1		1-0-0		2-1-2		
3-1-1	0-1-0	0-0-0		HOME	0-0-0		1-0-0		2-0-1		
0-5-2	0-2-0	0-0-0		AWAY	0-2-1		0-0-0		0-1-1		
0-1-0	0-1-0	0-0-0		NEUTRAL	0-0-0		0-0-0		0-0-0		
<hr/>											
2-7-3	0-4-0	0-0-0		NON-CONFERENCE	0-2-1		1-0-0		1-1-2		
2-1-1	0-1-0	0-0-0		HOME	0-0-0		1-0-0		1-0-1		
0-5-2	0-2-0	0-0-		AWAY	0-2-1		0-0-0		0-1-1		
0-1-0	0-1-0	0-0-0		NEUTRAL	0-0-0		0-0-0		0-0-0		
<hr/>											
1-0-0	0-0-0	0-0-0		CONFERENCE	0-0-0		0-0-0		1-0-0		
1-0-0	0-0-0	0-0-0		HOME	0-0-0		0-0-0		1-0-0		
0-0-0	0-0-0	0-0-0		AWAY	0-0-0		0-0-0		0-0-0		
0-0-0	0-0-0	0-0-0		NEUTRAL	0-0-0		0-0-0		0-0-0		
<hr/>											
RPI S	Opponent	Score		RPI S	Opponent	Score		RPI S	Opponent	Score	
2 H	UCLA	0	2					119 H	Cal Poly	2	1
8 A	Santa Clara	2	3					170 A	UC Davis	1	2
23 N	Portland	0	5					173 H	Air Force	3	0
24 A	Washington	1	3					181 A	San Francisco	1	1
								218 H	UC Riverside	2	2
								224 H	CSU Bakersfield	3	0
<hr/>											
LAST 10 GAMES											
119 H	Cal Poly	2	1	173 H	Air Force	3	0				
224 H	CSU Bakersfield	3	0	8 A	Santa Clara	2	3				
56 A	Oklahoma St.	0	2	24 A	Washington	1	3				
75 A	Texas	0	3	23 N	Portland	0	5				
218 H	UC Riverside	2	2	55 A	Cal St. Northridge	1	1				

Non-Div. I Games:

Fresno St.

Average RPI Win: 217		WON-LOST RECORD	WINNING PCT. RANK		LAST 10 GAMES	STRENGTH OF SCHEDULE	OPP. STRENGTH OF SCHEDULE	TEAM RPI	ADJ RPI	CONF. RPI	ADJ CONF. RPI						
Average RPI Loss: 118																	
DIV. I ONLY		7-3-1	.68182	61	6-3-1	197	248	124	.51892	125	27	27					
DIV. I NON-CONF.		5-1-1	.78571	34	4-1-1	100	182	51	.58325	52	27	28					
<hr/>																	
TOTALS		RPI 1-25		RPI 26-50		W-L RECORDS		RPI 51-100		RPI 101-150		RPI 150+					
7-3-1		0-0-0		0-0-0		OVERALL		1-1-0		0-1-0		6-1-1					
2-1-1		0-0-0		0-0-0		HOME		1-0-0		0-1-0		1-0-1					
3-2-0		0-0-0		0-0-0		AWAY		0-1-0		0-0-0		3-1-0					
2-0-0		0-0-0		0-0-0		NEUTRAL		0-0-0		0-0-0		2-0-0					
5-1-1		0-0-0		0-0-0		NON-CONFERENCE		1-1-0		0-0-0		4-0-1					
2-0-1		0-0-0		0-0-0		HOME		1-0-0		0-0-0		1-0-1					
1-1-0		0-0-0		0-0-		AWAY		0-1-0		0-0-0		1-0-0					
2-0-0		0-0-0		0-0-0		NEUTRAL		0-0-0		0-0-0		2-0-0					
2-2-0		0-0-0		0-0-0		CONFERENCE		0-0-0		0-1-0		2-1-0					
0-1-0		0-0-0		0-0-0		HOME		0-0-0		0-1-0		0-0-0					
2-1-0		0-0-0		0-0-0		AWAY		0-0-0		0-0-0		2-1-0					
0-0-0		0-0-0		0-0-0		NEUTRAL		0-0-0		0-0-0		0-0-0					
RPI	S	Opponent		Score		RPI	S	Opponent		Score		RPI	S	Opponent		Score	
						52	A	UNC Wilmington		0	3	136	H	Winthrop		0	1
						92	H	East Carolina		2	1	160	H	Marshall		4	2
												166	A	Radford		0	3
												169	A	Western Caro.		2	1
												219	N	La.-Lafayette		4	0
												247	H	Francis Marion		1	1
												256	N	Elon		1	0
												304	A	Gardner-Webb		3	1
												322	A	VMI		2	0
<hr/>																	
LAST 10 GAMES																	
						166	A	Radford		0	3	136	H	Winthrop		0	1
						322	A	VMI		2	0	304	A	Gardner-Webb		3	1
						169	A	Western Caro.		2	1	52	A	UNC Wilmington		0	3
						219	N	La.-Lafayette		4	0	160	H	Marshall		4	2
						256	N	Elon		1	0	247	H	Francis Marion		1	1

Non-Div. I Games:

Campbell

Average RPI Win: 240		WON-LOST	WINNING	LAST 10	STRENGTH OF		OPP. STRENGTH	TEAM	ADJ	CONF.	ADJ CONF.
Average RPI Loss: 105		RECORD	PCT. RANK	GAMES	SCHEDULE		OF SCHEDULE	RPI	RPI	RPI	RPI
DIV. I ONLY		7-4-1	.625	85	6-3-1		170	215	126	.51688	126
DIV. I NON-CONF.		3-4-1	.4375	200	2-3-1		172	161	195	.4758	195
TOTALS		RPI 1-25	RPI 26-50		W-L RECORDS		RPI 51-100		RPI 101-150		RPI 150+
7-4-1		0-2-0	0-0-0		OVERALL		0-0-0		0-0-0		7-2-1
4-0-0		0-0-0	0-0-0		HOME		0-0-0		0-0-0		4-0-0
2-4-1		0-2-0	0-0-0		AWAY		0-0-0		0-0-0		2-2-1
1-0-0		0-0-0	0-0-0		NEUTRAL		0-0-0		0-0-0		1-0-0
3-4-1		0-2-0	0-0-0		NON-CONFERENCE		0-0-0		0-0-0		3-2-1
2-0-0		0-0-0	0-0-0		HOME		0-0-0		0-0-0		2-0-0
0-4-1		0-2-0	0-0-		AWAY		0-0-0		0-0-0		0-2-1
1-0-0		0-0-0	0-0-0		NEUTRAL		0-0-0		0-0-0		1-0-0
4-0-0		0-0-0	0-0-0		CONFERENCE		0-0-0		0-0-0		4-0-0
2-0-0		0-0-0	0-0-0		HOME		0-0-0		0-0-0		2-0-0
2-0-0		0-0-0	0-0-0		AWAY		0-0-0		0-0-0		2-0-0
0-0-0		0-0-0	0-0-0		NEUTRAL		0-0-0		0-0-0		0-0-0
RPI S	Opponent	Score		RPI S	Opponent	Score		RPI S	Opponent	Score	
7 A	San Diego St.	0	1					160 A	Marshall	1	2
16 A	Long Beach St.	0	2					203 A	Bryant	3	0
								215 H	Bucknell	5	1
								231 H	LIU Brooklyn	1	0
								233 H	Mt. St. Mary's	3	0
								235 A	Niagara	0	2
								236 H	Duquesne	2	0
								273 A	Morehead St.	2	2
								281 N	Buffalo	2	1
								282 A	Sacred Heart	1	0
LAST 10 GAMES											
				231 H	LIU Brooklyn	1	0	282 A	Sacred Heart	1	0
				233 H	Mt. St. Mary's	3	0	203 A	Bryant	3	0
				281 N	Buffalo	2	1	273 A	Morehead St.	2	2
				235 A	Niagara	0	2	160 A	Marshall	1	2
				215 H	Bucknell	5	1	16 A	Long Beach St.	0	2

Non-Div. I Games:

Saint Francis (PA)

Average RPI Win: 219		WON-LOST	WINNING	LAST 10	STRENGTH OF		OPP. STRENGTH	TEAM	ADJ	CONF.	ADJ CONF.
Average RPI Loss: 188		RECORD	PCT. RANK	GAMES	SCHEDULE		OF SCHEDULE	RPI	RPI	RPI	RPI
DIV. I ONLY		7-2-3	.70833	45	6-2-2		222	231	127	.51641	127
DIV. I NON-CONF.		4-2-3	.61111	105	3-2-2		203	243	154	.50022	154
TOTALS		RPI 1-25	RPI 26-50		W-L RECORDS		RPI 51-100		RPI 101-150		RPI 150+
7-2-3		0-0-0	0-0-0		OVERALL		0-0-0		1-0-1		6-2-2
6-1-1		0-0-0	0-0-0		HOME		0-0-0		1-0-0		5-1-1
1-1-2		0-0-0	0-0-0		AWAY		0-0-0		0-0-1		1-1-1
0-0-0		0-0-0	0-0-0		NEUTRAL		0-0-0		0-0-0		0-0-0
4-2-3		0-0-0	0-0-0		NON-CONFERENCE		0-0-0		1-0-1		3-2-2
4-1-1		0-0-0	0-0-0		HOME		0-0-0		1-0-0		3-1-1
0-1-2		0-0-0	0-0-		AWAY		0-0-0		0-0-1		0-1-1
0-0-0		0-0-0	0-0-0		NEUTRAL		0-0-0		0-0-0		0-0-0
3-0-0		0-0-0	0-0-0		CONFERENCE		0-0-0		0-0-0		3-0-0
2-0-0		0-0-0	0-0-0		HOME		0-0-0		0-0-0		2-0-0
1-0-0		0-0-0	0-0-0		AWAY		0-0-0		0-0-0		1-0-0
0-0-0		0-0-0	0-0-0		NEUTRAL		0-0-0		0-0-0		0-0-0
RPI S	Opponent	Score	RPI S	Opponent	Score	RPI S	Opponent	Score	RPI S	Opponent	Score
									134 H	Saint Joseph's	5 2
									142 A	Fairfield	0 0
									165 A	Quinnipiac	0 1
									188 H	Holy Cross	4 0
									204 H	Binghamton	1 0
									205 A	Temple	0 0
									210 H	Yale	1 2
									216 H	Iona	2 0
									227 A	New Hampshire	1 0
									269 H	Fairleigh Dickinson	1 1
									271 H	UMBC	4 1
									294 H	Old Dominion	3 2
LAST 10 GAMES											
			204 H	Binghamton	1 0				227 A	New Hampshire	1 0
			216 H	Iona	2 0				271 H	UMBC	4 1
			205 A	Temple	0 0				142 A	Fairfield	0 0
			188 H	Holy Cross	4 0				134 H	Saint Joseph's	5 2
			165 A	Quinnipiac	0 1				210 H	Yale	1 2

Non-Div. I Games:

Hartford

[illegible]

Non-Div. I Games:	Rochester College	9	0
--------------------------	--------------------------	----------	----------

Oakland

Average RPI Win: 196		WON-LOST RECORD	WINNING PCT. RANK	LAST 10 GAMES	STRENGTH OF SCHEDULE	OPP. STRENGTH OF SCHEDULE	TEAM RPI	ADJ RPI	CONF. RPI	ADJ CONF. RPI		
Average RPI Loss: 100												
DIV. I ONLY		6-3-0	.66667 65	6-3-0	236	114	130	.51589 129	11	11		
DIV. I NON-CONF.		6-1-0	.85714 16	6-1-0	264	123	90	.54931 90	12	12		
<hr/>												
TOTALS		RPI 1-25		RPI 26-50		W-L RECORDS		RPI 51-100		RPI 101-150		RPI 150+
6-3-0		0-0-0		0-0-0		OVERALL		1-2-0		1-0-0		4-1-0
3-1-0		0-0-0		0-0-0		HOME		1-0-0		0-0-0		2-1-0
3-2-0		0-0-0		0-0-0		AWAY		0-2-0		1-0-0		2-0-0
0-0-0		0-0-0		0-0-0		NEUTRAL		0-0-0		0-0-0		0-0-0
<hr/>												
6-1-0		0-0-0		0-0-0		NON-CONFERENCE		1-1-0		1-0-0		4-0-0
3-0-0		0-0-0		0-0-0		HOME		1-0-0		0-0-0		2-0-0
3-1-0		0-0-0		0-0-		AWAY		0-1-0		1-0-0		2-0-0
0-0-0		0-0-0		0-0-0		NEUTRAL		0-0-0		0-0-0		0-0-0
<hr/>												
0-2-0		0-0-0		0-0-0		CONFERENCE		0-1-0		0-0-0		0-1-0
0-1-0		0-0-0		0-0-0		HOME		0-0-0		0-0-0		0-1-0
0-1-0		0-0-0		0-0-0		AWAY		0-1-0		0-0-0		0-0-0
0-0-0		0-0-0		0-0-0		NEUTRAL		0-0-0		0-0-0		0-0-0
<hr/>												
RPI S	Opponent	Score	RPI S	Opponent	Score	RPI S	Opponent	Score	RPI S	Opponent	Score	
						60 A	Dartmouth	1 2	107 A	St. John's (NY)	3 0	
						77 H	Massachusetts	1 0	151 H	Columbia	0 2	
						89 A	Providence	2 3	197 A	Northeastern	1 0	
									227 H	New Hampshire	1 0	
									282 H	Sacred Heart	1 0	
									287 A	Vermont	1 0	
<hr/>												
LAST 10 GAMES												
			282 H	Sacred Heart	1 0	151 H	Columbia	0 2				
			197 A	Northeastern	1 0	60 A	Dartmouth	1 2				
			287 A	Vermont	1 0	77 H	Massachusetts	1 0				
			89 A	Providence	2 3	107 A	St. John's (NY)	3 0				
			227 H	New Hampshire	1 0							

Non-Div. I Games:

Brown

Average RPI Win:	195	WON-LOST	WINNING	LAST 10	STRENGTH OF	OPP. STRENGTH	TEAM	ADJ	CONF.	ADJ CONF.				
Average RPI Loss:	106	RECORD	PCT. RANK	GAMES	SCHEDULE	OF SCHEDULE	RPI	RPI	RPI	RPI				
DIV. I ONLY		6-3-3	.625	85	5-3-2	200	150	132	.5153	130	12	12		
DIV. I NON-CONF.		5-2-3	.65	81	4-2-2	227	131	132	.51396	132	13	13		

TOTALS	RPI 1-25	RPI 26-50		W-L RECORDS		RPI 51-100		RPI 101-150		RPI 150+				
6-3-3	0-1-0	0-0-0		OVERALL		1-1-0		1-0-1		4-1-2				
1-0-3	0-0-0	0-0-0		HOME		0-0-0		1-0-1		0-0-2				
5-2-0	0-1-0	0-0-0		AWAY		1-1-0		0-0-0		4-0-0				
0-1-0	0-0-0	0-0-0		NEUTRAL		0-0-0		0-0-0		0-1-0				
5-2-3	0-1-0	0-0-0		NON-CONFERENCE		1-0-0		1-0-1		3-1-2				
1-0-3	0-0-0	0-0-0		HOME		0-0-0		1-0-1		0-0-2				
4-1-0	0-1-0	0-0-		AWAY		1-0-0		0-0-0		3-0-0				
0-1-0	0-0-0	0-0-0		NEUTRAL		0-0-0		0-0-0		0-1-0				
1-1-0	0-0-0	0-0-0		CONFERENCE		0-1-0		0-0-0		1-0-0				
0-0-0	0-0-0	0-0-0		HOME		0-0-0		0-0-0		0-0-0				
1-1-0	0-0-0	0-0-0		AWAY		0-1-0		0-0-0		1-0-0				
0-0-0	0-0-0	0-0-0		NEUTRAL		0-0-0		0-0-0		0-0-0				
RPI	S	Opponent	Score		RPI	S	Opponent	Score		RPI	S	Opponent	Score	
18	A	Tennessee	0 2							64	A	William & Mary	2 1	
										72	A	Charlotte	1 2	
										117	H	Villanova	1 1	
										133	H	Pittsburgh	1 0	
										175	A	Longwood	3 0	
										196	H	High Point	1 1	
										229	N	Akron	1 2	
										250	A	American	1 0	
										253	A	George Washington	2 0	
										271	H	UMBC	0 0	
										294	A	Old Dominion	2 1	

LAST 10 GAMES														
271	H	UMBC	0 0		253	A	George Washington	2 0						
133	H	Pittsburgh	1 0		72	A	Charlotte	1 2						
250	A	American	1 0		294	A	Old Dominion	2 1						
117	H	Villanova	1 1		64	A	William & Mary	2 1						
18	A	Tennessee	0 2		229	N	Akron	1 2						

Non-Div. I Games:

VCU

Average RPI Win: 194		WON-LOST	WINNING	LAST 10	STRENGTH OF		OPP. STRENGTH	TEAM	ADJ	CONF.	ADJ CONF.
Average RPI Loss: 132		RECORD	PCT. RANK	GAMES	SCHEDULE		OF SCHEDULE	RPI	RPI	RPI	RPI
DIV. I ONLY		7-3-1	.68182	61	7-2-1		252	107	129	.51507	131
DIV. I NON-CONF.		3-3-1	.5	152	3-2-1		263	120	215	.46004	214
TOTALS		RPI 1-25	RPI 26-50		W-L RECORDS		RPI 51-100		RPI 101-150		RPI 150+
7-3-1		0-0-0	1-0-0		OVERALL		1-1-0		0-1-1		5-1-0
4-1-1		0-0-0	1-0-0		HOME		1-0-0		0-1-1		2-0-0
2-2-0		0-0-0	0-0-0		AWAY		0-1-0		0-0-0		2-1-0
1-0-0		0-0-0	0-0-0		NEUTRAL		0-0-0		0-0-0		1-0-0
3-3-1		0-0-0	0-0-0		NON-CONFERENCE		1-1-0		0-1-1		2-1-0
2-1-1		0-0-0	0-0-0		HOME		1-0-0		0-1-1		1-0-0
0-2-0		0-0-0	0-0-		AWAY		0-1-0		0-0-0		0-1-0
1-0-0		0-0-0	0-0-0		NEUTRAL		0-0-0		0-0-0		1-0-0
4-0-0		0-0-0	1-0-0		CONFERENCE		0-0-0		0-0-0		3-0-0
2-0-0		0-0-0	1-0-0		HOME		0-0-0		0-0-0		1-0-0
2-0-0		0-0-0	0-0-0		AWAY		0-0-0		0-0-0		2-0-0
0-0-0		0-0-0	0-0-0		NEUTRAL		0-0-0		0-0-0		0-0-0
RPI S	Opponent	Score	RPI S	Opponent	Score	RPI S	Opponent	Score	RPI S	Opponent	Score
			31 H	Central Mich.	2 0	61 A	Michigan St.	0 2	128 H	Oakland	3 3
						82 H	Butler	1 0	133 H	Pittsburgh	1 2
									179 A	Northern Ill.	1 0
									201 A	UTSA	1 2
									213 A	Toledo	3 0
									275 H	Bowling Green	2 1
									276 N	Lamar	3 1
									305 H	IUPUI	2 0
LAST 10 GAMES											
			61 A	Michigan St.	0 2	31 H	Central Mich.	2 0			
			305 H	IUPUI	2 0	275 H	Bowling Green	2 1			
			276 N	Lamar	3 1	213 A	Toledo	3 0			
			201 A	UTSA	1 2	179 A	Northern Ill.	1 0			
			82 H	Butler	1 0	128 H	Oakland	3 3			

Non-Div. I Games:

Eastern Mich.

Average RPI Win: 248		WON-LOST RECORD	WINNING PCT. RANK		LAST 10 GAMES	STRENGTH OF SCHEDULE	OPP. STRENGTH OF SCHEDULE	TEAM RPI	ADJ RPI	CONF. RPI	ADJ CONF. RPI	
Average RPI Loss: 98												
DIV. I ONLY		6-3-2	.63636	76	5-2-2	202	168	131	.5143	132	10	10
DIV. I NON-CONF.		6-3-1	.65	81	5-2-1	243	172	150	.50302	150	10	10
<hr/>												
TOTALS		RPI 1-25		RPI 26-50		W-L RECORDS		RPI 51-100		RPI 101-150		RPI 150+
6-3-2		0-0-0		0-1-0		OVERALL		0-1-1		1-0-1		5-1-0
4-3-0		0-0-0		0-1-0		HOME		0-1-0		0-0-0		4-1-0
2-0-2		0-0-0		0-0-0		AWAY		0-0-1		1-0-1		1-0-0
0-0-0		0-0-0		0-0-0		NEUTRAL		0-0-0		0-0-0		0-0-0
6-3-1		0-0-0		0-1-0		NON-CONFERENCE		0-1-0		1-0-1		5-1-0
4-3-0		0-0-0		0-1-0		HOME		0-1-0		0-0-0		4-1-0
2-0-1		0-0-0		0-0-		AWAY		0-0-0		1-0-1		1-0-0
0-0-0		0-0-0		0-0-0		NEUTRAL		0-0-0		0-0-0		0-0-0
0-0-1		0-0-0		0-0-0		CONFERENCE		0-0-1		0-0-0		0-0-0
0-0-0		0-0-0		0-0-0		HOME		0-0-0		0-0-0		0-0-0
0-0-1		0-0-0		0-0-0		AWAY		0-0-1		0-0-0		0-0-0
0-0-0		0-0-0		0-0-0		NEUTRAL		0-0-0		0-0-0		0-0-0
RPI	S	Opponent		Score		RPI	S	Opponent		Score		
								</				

Non-Div. I Games: Mont. St. Billings 6 5

Wyoming

[illegible]

Non-Div. I Games:

Pittsburgh

Average RPI Win:	178	WON-LOST	WINNING	LAST 10	STRENGTH OF	OPP. STRENGTH	TEAM	ADJ	CONF.	ADJ CONF.	
Average RPI Loss:	142	RECORD	PCT. RANK	GAMES	SCHEDULE	OF SCHEDULE	RPI	RPI	RPI	RPI	
DIV. I ONLY	6-4-1	.59091	106	6-4-0	185	144	135	.51136	134	12	12
DIV. I NON-CONF.	5-4-1	.55	137	5-4-0	166	156	144	.50612	146	13	13
TOTALS	RPI 1-25	RPI 26-50	W-L RECORDS		RPI 51-100	RPI 101-150		RPI 150+			
6-4-1	0-0-0	0-0-0	OVERALL		0-1-0	3-1-0		3-2-1			
2-1-1	0-0-0	0-0-0	HOME		0-0-0	1-0-0		1-1-1			
4-3-0	0-0-0	0-0-0	AWAY		0-1-0	2-1-0		2-1-0			
0-0-0	0-0-0	0-0-0	NEUTRAL		0-0-0	0-0-0		0-0-0			
5-4-1	0-0-0	0-0-0	NON-CONFERENCE		0-1-0	3-1-0		2-2-1			
2-1-1	0-0-0	0-0-0	HOME		0-0-0	1-0-0		1-1-1			
3-3-0	0-0-0	0-0-	AWAY		0-1-0	2-1-0		1-1-0			
0-0-0	0-0-0	0-0-0	NEUTRAL		0-0-0	0-0-0		0-0-0			
1-0-0	0-0-0	0-0-0	CONFERENCE		0-0-0	0-0-0		1-0-0			
0-0-0	0-0-0	0-0-0	HOME		0-0-0	0-0-0		0-0-0			
1-0-0	0-0-0	0-0-0	AWAY		0-0-0	0-0-0		1-0-0			
0-0-0	0-0-0	0-0-0	NEUTRAL		0-0-0	0-0-0		0-0-0			
RPI	S	Opponent	Score	RPI	S	Opponent	Score	RPI	S	Opponent	Score

Non-Div. I Games:

Saint Joseph's

Average RPI Win:	215	WON-LOST	WINNING	LAST 10	STRENGTH OF	OPP. STRENGTH	TEAM	ADJ	CONF.	ADJ CONF.					
Average RPI Loss:	158	RECORD	PCT. RANK	GAMES	SCHEDULE	OF SCHEDULE	RPI	RPI	RPI	RPI					
DIV. I ONLY	7-3-2	.66667	65	7-2-1	224	172	136	.51117	135	17	19				
DIV. I NON-CONF.	6-2-2	.7	63	6-1-1	235	159	125	.52104	126	17	17				
<hr/>															
TOTALS	RPI 1-25	RPI 26-50		W-L RECORDS		RPI 51-100		RPI 101-150		RPI 150+					
7-3-2	0-0-0	0-0-0		OVERALL		0-1-0		1-0-0		6-2-2					
4-0-2	0-0-0	0-0-0		HOME		0-0-0		0-0-0		4-0-2					
3-3-0	0-0-0	0-0-0		AWAY		0-1-0		1-0-0		2-2-0					
0-0-0	0-0-0	0-0-0		NEUTRAL		0-0-0		0-0-0		0-0-0					
<hr/>															
6-2-2	0-0-0	0-0-0		NON-CONFERENCE		0-1-0		1-0-0		5-1-2					
3-0-2	0-0-0	0-0-0		HOME		0-0-0		0-0-0		3-0-2					
3-2-0	0-0-0	0-0-		AWAY		0-1-0		1-0-0		2-1-0					
0-0-0	0-0-0	0-0-0		NEUTRAL		0-0-0		0-0-0		0-0-0					
<hr/>															
1-1-0	0-0-0	0-0-0		CONFERENCE		0-0-0		0-0-0		1-1-0					
1-0-0	0-0-0	0-0-0		HOME		0-0-0		0-0-0		1-0-0					
0-1-0	0-0-0	0-0-0		AWAY		0-0-0		0-0-0		0-1-0					
0-0-0	0-0-0	0-0-0		NEUTRAL		0-0-0		0-0-0		0-0-0					
<hr/>															
RPI	S	Opponent	Score	RPI	S	Opponent	Score	RPI	S	Opponent	Score				
				53 A Rutgers 0 2				107 A St. John's (NY) 3 0							
								154 H Loyola Maryland 1 1							
								167 A Army 1 0							
								176 A Rhode Island 2 3							
								204 H Binghamton 2 1							
								205 H Temple 1 1							
								210 H Yale 2 1							
								246 A Albany (NY) 1 4							
								261 H Lehigh 3 1							
								268 H Manhattan 1 0							
								288 A Wagner 3 1							
				<hr/>											
								LAST 10 GAMES							
				268 H Manhattan 1 0				204 H Binghamton 2 1							
				53 A Rutgers 0 2				246 A Albany (NY) 1 4							
				210 H Yale 2 1				154 H Loyola Maryland 1 1							
				167 A Army 1 0				261 H Lehigh 3 1							
				107 A St. John's (NY) 3 0				288 A Wagner 3 1							

Non-Div. I Games:

Stony Brook

Average RPI Win:	220	WON-LOST RECORD	WINNING PCT. RANK	LAST 10 GAMES	STRENGTH OF SCHEDULE	OPP. STRENGTH OF SCHEDULE	TEAM RPI	ADJ RPI	CONF. RPI	ADJ CONF. RPI	
DIV. I ONLY		6-4-1	.59091 106	6-3-1	153	234	133	.51059 136	27	27	
DIV. I NON-CONF.		3-4-0	.42857 209	3-3-0	193	251	218	.4563 218	27	28	
<hr/>											
TOTALS	RPI 1-25		RPI 26-50	W-L RECORDS		RPI 51-100		RPI 101-150		RPI 150+	
6-4-1	0-0-0		0-0-0	OVERALL		0-2-0		1-0-0		5-2-1	
4-1-1	0-0-0		0-0-0	HOME		0-0-0		0-0-0		4-1-1	
2-3-0	0-0-0		0-0-0	AWAY		0-2-0		1-0-0		1-1-0	
0-0-0	0-0-0		0-0-0	NEUTRAL		0-0-0		0-0-0		0-0-0	
<hr/>											
3-4-0	0-0-0		0-0-0	NON-CONFERENCE		0-2-0		0-0-0		3-2-0	
2-1-0	0-0-0		0-0-0	HOME		0-0-0		0-0-0		2-1-0	
1-3-0	0-0-0		0-0-	AWAY		0-2-0		0-0-0		1-1-0	
0-0-0	0-0-0		0-0-0	NEUTRAL		0-0-0		0-0-0		0-0-0	
<hr/>											
3-0-1	0-0-0		0-0-0	CONFERENCE		0-0-0		1-0-0		2-0-1	
2-0-1	0-0-0		0-0-0	HOME		0-0-0		0-0-0		2-0-1	
1-0-0	0-0-0		0-0-0	AWAY		0-0-0		1-0-0		0-0-0	
0-0-0	0-0-0		0-0-0	NEUTRAL		0-0-0		0-0-0		0-0-0	
<hr/>											
RPI S	Opponent	Score	RPI S	Opponent	Score	RPI S	Opponent	Score	RPI S	Opponent	Score
						86 A	Clemson	1 2	125 A	Campbell	1 0
						100 A	East Tenn. St.	2 4	169 H	Western Caro.	1 2
									189 H	Coastal Caro.	3 2
									196 H	High Point	3 3
									242 H	Citadel	1 0
									247 H	Francis Marion	2 0
									249 H	Charleston So.	4 0
									265 A	South Carolina St.	2 1
									270 A	Wofford	1 2
						<hr/>					
			LAST 10 GAMES								
			247 H	Francis Marion	2 0	125 A	Campbell	1 0			
			242 H	Citadel	1 0	196 H	High Point	3 3			
			100 A	East Tenn. St.	2 4	249 H	Charleston So.	4 0			
			270 A	Wofford	1 2	189 H	Coastal Caro.	3 2			
			86 A	Clemson	1 2	265 A	South Carolina St.	2 1			

Non-Div. I Games:

Winthrop

Average RPI Win:	194	WON-LOST	WINNING	LAST 10	STRENGTH OF	OPP. STRENGTH	TEAM	ADJ	CONF.	ADJ CONF.		
Average RPI Loss:	114	RECORD	PCT. RANK	GAMES	SCHEDULE	OF SCHEDULE	RPI	RPI	RPI	RPI		
DIV. I ONLY		7-4-0	.63636	76	7-3-0	237	95	137	.51046	137	13	13
DIV. I NON-CONF.		3-4-0	.42857	209	3-3-0	205	157	211	.46292	211	11	11
<hr/>												
TOTALS	RPI 1-25	RPI 26-50		W-L RECORDS		RPI 51-100		RPI 101-150		RPI 150+		
7-4-0	0-0-0	0-1-0		OVERALL		1-0-0		1-2-0		5-1-0		
2-2-0	0-0-0	0-1-0		HOME		0-0-0		1-1-0		1-0-0		
5-2-0	0-0-0	0-0-0		AWAY		1-0-0		0-1-0		4-1-0		
0-0-0	0-0-0	0-0-0		NEUTRAL		0-0-0		0-0-0		0-0-0		
3-4-0	0-0-0	0-1-0		NON-CONFERENCE		0-0-0		0-2-0		3-1-0		
0-2-0	0-0-0	0-1-0		HOME		0-0-0		0-1-0		0-0-0		
3-2-0	0-0-0	0-0-		AWAY		0-0-0		0-1-0		3-1-0		
0-0-0	0-0-0	0-0-0		NEUTRAL		0-0-0		0-0-0		0-0-0		
4-0-0	0-0-0	0-0-0		CONFERENCE		1-0-0		1-0-0		2-0-0		
2-0-0	0-0-0	0-0-0		HOME		0-0-0		1-0-0		1-0-0		
2-0-0	0-0-0	0-0-0		AWAY		1-0-0		0-0-0		1-0-0		
0-0-0	0-0-0	0-0-0		NEUTRAL		0-0-0		0-0-0		0-0-0		
RPI	S	Opponent	Score	RPI	S	Opponent	Score	RPI	S	Opponent	Score	
				26	H	Georgetown	0 2	52	A	UNC Wilmington	1 0	
										134	H Saint Joseph's	1 2
										140	A Seton Hall	1 2
										150	H George Mason	2 1
										154	A Loyola Maryland	0 1
										163	A Georgia St.	2 1
										231	A LIU Brooklyn	1 0
										232	A Siena	1 0
										240	H Towson	1 0
										293	A Delaware St.	2 0
<hr/>												
LAST 10 GAMES												
				231	A	LIU Brooklyn	1 0	52	A	UNC Wilmington	1 0	
				134	H	Saint Joseph's	1 2	163	A	Georgia St.	2 1	
				293	A	Delaware St.	2 0	150	H	George Mason	2 1	
				154	A	Loyola Maryland	0 1	240	H	Towson	1 0	
				232	A	Siena	1 0	140	A	Seton Hall	1 2	

Non-Div. I Games:

Delaware

Average RPI Win: 215		WON-LOST RECORD	WINNING PCT. RANK	LAST 10 GAMES	STRENGTH OF SCHEDULE	OPP. STRENGTH OF SCHEDULE	TEAM RPI	ADJ RPI	CONF. RPI	ADJ CONF. RPI														
Average RPI Loss: 58																								
DIV. I ONLY		6-5-0	.54545 127	5-5-0	179	102	142	.51022 138	5	5														
DIV. I NON-CONF.		6-5-0	.54545 146	5-5-0	180	87	138	.51022 136	5	5														
<hr/>																								
TOTALS		RPI 1-25	RPI 26-50		W-L RECORDS		RPI 51-100		RPI 101-150		RPI 150+													
6-5-0		0-1-0	0-2-0		OVERALL		1-1-0		0-1-0		5-0-0													
3-2-0		0-1-0	0-0-0		HOME		0-0-0		0-1-0		3-0-0													
3-3-0		0-0-0	0-2-0		AWAY		1-1-0		0-0-0		2-0-0													
0-0-0		0-0-0	0-0-0		NEUTRAL		0-0-0		0-0-0		0-0-0													
6-5-0		0-1-0	0-2-0		NON-CONFERENCE		1-1-0		0-1-0		5-0-0													
3-2-0		0-1-0	0-0-0		HOME		0-0-0		0-1-0		3-0-0													
3-3-0		0-0-0	0-0-		AWAY		1-1-0		0-0-0		2-0-0													
0-0-0		0-0-0	0-0-0		NEUTRAL		0-0-0		0-0-0		0-0-0													
0-0-0		0-0-0	0-0-0		CONFERENCE		0-0-0		0-0-0		0-0-0													
0-0-0		0-0-0	0-0-0		HOME		0-0-0		0-0-0		0-0-0													
0-0-0		0-0-0	0-0-0		AWAY		0-0-0		0-0-0		0-0-0													
0-0-0		0-0-0	0-0-0		NEUTRAL		0-0-0		0-0-0		0-0-0													
RPI	S	Opponent	Score		RPI	S	Opponent	Score		RPI	S	Opponent	Score											
24	H	Washington	0	1	33	A	Oregon St.	0	2	59	A	Vanderbilt	1	0										
					34	A	Washington St.	0	3	76	A	Oregon	2	4										
															LAST 10 GAMES									
															24	H	Washington	0	1	172	H	Nevada	3	0
															59	A	Vanderbilt	1	0	76	A	Oregon	2	4
															280	A	Austin Peay	1	0	33	A	Oregon St.	0	2
															190	H	Boise St.	2	1	122	H	Seattle	0	1
279	A	Idaho	3	2	34	A	Washington St.	0	3															

Non-Div. I Games:

Gonzaga

[illegible]

Non-Div. I Games:

St. Mary's (CA)

Average RPI Win: 197		WON-LOST RECORD		WINNING PCT. RANK		LAST 10 GAMES		STRENGTH OF SCHEDULE		OPP. STRENGTH OF SCHEDULE		TEAM RPI		ADJ RPI		CONF. RPI		ADJ CONF. RPI					
DIV. I ONLY		6-8-0		.42857		205		2-8-0		91		146		139		.50888		140		7		7	
DIV. I NON-CONF.		5-3-0		.625		95		1-3-0		141		209		117		.52835		120		7		7	
TOTALS		RPI 1-25		RPI 26-50		W-L RECORDS		RPI 51-100		RPI 101-150		RPI 150+											
6-8-0		0-0-0		0-2-0		OVERALL		0-3-0		2-2-0		4-1-0											
5-2-0		0-0-0		0-1-0		HOME		0-1-0		2-0-0		3-0-0											
1-4-0		0-0-0		0-1-0		AWAY		0-1-0		0-1-0		1-1-0											
0-2-0		0-0-0		0-0-0		NEUTRAL		0-1-0		0-1-0		0-0-0											
5-3-0		0-0-0		0-0-0		NON-CONFERENCE		0-1-0		1-1-0		4-1-0											
4-0-0		0-0-0		0-0-0		HOME		0-0-0		1-0-0		3-0-0											
1-1-0		0-0-0		0-0-		AWAY		0-0-0		0-0-0		1-1-0											
0-2-0		0-0-0		0-0-0		NEUTRAL		0-1-0		0-1-0		0-0-0											
1-5-0		0-0-0		0-2-0		CONFERENCE		0-2-0		1-1-0		0-0-0											
1-2-0		0-0-0		0-1-0		HOME		0-1-0		1-0-0		0-0-0											
0-3-0		0-0-0		0-1-0		AWAY		0-1-0		0-1-0		0-0-0											
0-0-0		0-0-0		0-0-0		NEUTRAL		0-0-0		0-0-0		0-0-0											
RPI	S	Opponent		Score		RPI	S	Opponent		Score		RPI	S	Opponent		Score							
						26	A	Georgetown		0	8	64	N	William & Mary		0	1						
						48	H	Marquette		0	4	93	A	Syracuse		1	3						
												96	H	South Fla.		0	1						

Non-Div. I Games:

Seton Hall

Average RPI Win: 222		WON-LOST	WINNING	LAST 10	STRENGTH OF	OPP. STRENGTH	TEAM	ADJ	CONF.	ADJ CONF.								
Average RPI Loss: 156		RECORD	PCT. RANK	GAMES	SCHEDULE	OF SCHEDULE	RPI	RPI	RPI	RPI								
DIV. I ONLY		5-3-2	.6	101	5-3-2	176	219	141	.5085	142	26	26						
DIV. I NON-CONF.		3-3-2	.5	152	3-3-2	232	215	206	.46602	206	26	26						
<hr/>																		
TOTALS		RPI 1-25		RPI 26-50		W-L RECORDS		RPI 51-100		RPI 101-150		RPI 150+						
5-3-2		0-0-0		0-0-0		OVERALL		0-0-0		0-2-1		5-1-1						
1-1-1		0-0-0		0-0-0		HOME		0-0-0		0-1-1		1-0-0						
4-1-1		0-0-0		0-0-0		AWAY		0-0-0		0-1-0		4-0-1						
0-1-0		0-0-0		0-0-0		NEUTRAL		0-0-0		0-0-0		0-1-0						
3-3-2		0-0-0		0-0-0		NON-CONFERENCE		0-0-0		0-2-1		3-1-1						
1-1-1		0-0-0		0-0-0		HOME		0-0-0		0-1-1		1-0-0						
2-1-1		0-0-0		0-0-		AWAY		0-0-0		0-1-0		2-0-1						
0-1-0		0-0-0		0-0-0		NEUTRAL		0-0-0		0-0-0		0-1-0						
2-0-0		0-0-0		0-0-0		CONFERENCE		0-0-0		0-0-0		2-0-0						
0-0-0		0-0-0		0-0-0		HOME		0-0-0		0-0-0		0-0-0						
2-0-0		0-0-0		0-0-0		AWAY		0-0-0		0-0-0		2-0-0						
0-0-0		0-0-0		0-0-0		NEUTRAL		0-0-0		0-0-0		0-0-0						
RPI	S	Opponent	Score	RPI	S	Opponent	Score	RPI	S	Opponent	Score	RPI	S	Opponent	Score			
										108	A	Fordham	1	4				
										127	H	Hartford	0	0				
										134	H	Saint Joseph's	0	1				
										154	A	Loyola Maryland	2	1				
										178	A	Maine	0	0				
										188	A	Holy Cross	2	1				
										195	A	Rider	1	0				
										227	N	New Hampshire	0	2				
										287	A	Vermont	1	0				
										288	H	Wagner	1	0				
<hr/>																		
				LAST 10 GAMES														
						188	A	Holy Cross	2	1				154	A	Loyola Maryland	2	1
						127	H	Hartford	0	0				195	A	Rider	1	0
						288	H	Wagner	1	0				108	A	Fordham	1	4
						134	H	Saint Joseph's	0	1				178	A	Maine	0	0
						287	A	Vermont	1	0				227	N	New Hampshire	0	2

Non-Div. I Games:

Fairfield

Average RPI Win:	236	WON-LOST	WINNING	LAST 10	STRENGTH OF	OPP. STRENGTH	TEAM	ADJ	CONF.	ADJ CONF.	
Average RPI Loss:	56	RECORD	PCT. RANK	GAMES	SCHEDULE	OF SCHEDULE	RPI	RPI	RPI	RPI	
DIV. I ONLY	5-2-4	.63636	76	4-2-4	221	154	144	.50811	143	22	22
DIV. I NON-CONF.	4-2-3	.61111	105	3-2-3	159	151	123	.5244	124	22	22
<hr/>											
TOTALS	RPI 1-25	RPI 26-50		W-L RECORDS	RPI 51-100		RPI 101-150		RPI 150+		
5-2-4	0-0-0	0-0-1		OVERALL	0-2-0		0-0-1		5-0-2		
3-0-2	0-0-0	0-0-0		HOME	0-0-0		0-0-1		3-0-1		
2-2-1	0-0-0	0-0-0		AWAY	0-2-0		0-0-0		2-0-1		
0-0-1	0-0-0	0-0-1		NEUTRAL	0-0-0		0-0-0		0-0-0		
<hr/>											
4-2-3	0-0-0	0-0-1		NON-CONFERENCE	0-2-0		0-0-1		4-0-1		
3-0-1	0-0-0	0-0-0		HOME	0-0-0		0-0-1		3-0-0		
1-2-1	0-0-0	0-0-		AWAY	0-2-0		0-0-0		1-0-1		
0-0-1	0-0-0	0-0-1		NEUTRAL	0-0-0		0-0-0		0-0-0		
<hr/>											
1-0-1	0-0-0	0-0-0		CONFERENCE	0-0-0		0-0-0		1-0-1		
0-0-1	0-0-0	0-0-0		HOME	0-0-0		0-0-0		0-0-1		
1-0-0	0-0-0	0-0-0		AWAY	0-0-0		0-0-0		1-0-0		
0-0-0	0-0-0	0-0-0		NEUTRAL	0-0-0		0-0-0		0-0-0		
<hr/>											
RPI S	Opponent	Score	RPI S	Opponent	Score	RPI S	Opponent	Score	RPI S	Opponent	Score
			27 N	Denver	1 1	54 A	Colorado	1 2	115 H	DePaul	0 0
						58 A	Dayton	0 3	155 H	Ohio	1 0
									208 A	Milwaukee	1 0
									238 H	IPFW	5 0
									244 A	Eastern Ky.	1 1
									273 H	Morehead St.	2 0
									292 H	Green Bay	1 1
									305 A	IUPUI	4 1
			LAST 10 GAMES								
			58 A	Dayton	0 3	292 H	Green Bay	1 1			
			305 A	IUPUI	4 1	238 H	IPFW	5 0			
			244 A	Eastern Ky.	1 1	208 A	Milwaukee	1 0			
			115 H	DePaul	0 0	273 H	Morehead St.	2 0			
			54 A	Colorado	1 2	27 N	Denver	1 1			

Non-Div. I Games: Mt. Vernon Naz. 3 0

Wright St.

Average RPI Win: 221		WON-LOST RECORD	WINNING PCT. RANK	LAST 10 GAMES	STRENGTH OF SCHEDULE	OPP. STRENGTH OF SCHEDULE	TEAM RPI	ADJ RPI	CONF. RPI	ADJ CONF. RPI			
Average RPI Loss: 217													
DIV. I ONLY		10-2-1	.80769	15	8-1-1	307	197	143	.50802	144	20	20	
DIV. I NON-CONF.		9-2-0	.81818	25	7-1-0	307	193	153	.50172	152	21	21	
<hr/>													
TOTALS		RPI 1-25		RPI 26-50		W-L RECORDS		RPI 51-100		RPI 101-150		RPI 150+	
10-2-1		0-0-0		0-0-0		OVERALL		0-0-0		2-0-0		8-2-1	
8-0-0		0-0-0		0-0-0		HOME		0-0-0		1-0-0		7-0-0	
2-2-1		0-0-0		0-0-0		AWAY		0-0-0		1-0-0		1-2-1	
0-0-0		0-0-0		0-0-0		NEUTRAL		0-0-0		0-0-0		0-0-0	
9-2-0		0-0-0		0-0-0		NON-CONFERENCE		0-0-0		2-0-0		7-2-0	
7-0-0		0-0-0		0-0-0		HOME		0-0-0		1-0-0		6-0-0	
2-2-0		0-0-0		0-0-		AWAY		0-0-0		1-0-0		1-2-0	
0-0-0		0-0-0		0-0-0		NEUTRAL		0-0-0		0-0-0		0-0-0	
1-0-1		0-0-0		0-0-0		CONFERENCE		0-0-0		0-0-0		1-0-1	
1-0-0		0-0-0		0-0-0		HOME		0-0-0		0-0-0		1-0-0	
0-0-1		0-0-0		0-0-0		AWAY		0-0-0		0-0-0		0-0-1	
0-0-0		0-0-0		0-0-0		NEUTRAL		0-0-0		0-0-0		0-0-0	
RPI	S	Opponent	Score	RPI	S	Opponent	Score	RPI	S	Opponent	Score		
										102 A	Nebraska	1 0	
										123 H	Northern Colo.	1 0	
										168 H	Missouri St.	3 0	
										179 H	Northern Ill.	2 1	
										211 A	SIU Edwardsville	0 1	
										223 A	Southeast Mo. St.	1 2	
										241 H	UMKC	4 3	
										245 H	Eastern Ill.	1 0	
										251 A	UNI	1 1	
										278 A	South Dakota St.	2 1	
										283 H	North Dakota St.	2 1	
										285 H	Neb. Omaha	2 0	
										310 H	South Dakota	2 1	
<hr/>													
LAST 10 GAMES													
						123 H	Northern Colo.	1 0			251 A	UNI	1 1
						285 H	Neb. Omaha	2 0			168 H	Missouri St.	3 0
						310 H	South Dakota	2 1			241 H	UMKC	4 3
						283 H	North Dakota St.	2 1			245 H	Eastern Ill.	1 0
						278 A	South Dakota St.	2 1			223 A	Southeast Mo. St.	1 2

Non-Div. I Games:

Drake

Average RPI Win:		244	WON-LOST		WINNING		LAST 10		STRENGTH OF		OPP. STRENGTH		TEAM		ADJ		CONF.		ADJ CONF.			
Average RPI Loss:		60	RECORD		PCT. RANK		GAMES		SCHEDULE		OF SCHEDULE		RPI		RPI		RPI		RPI			
DIV. I ONLY			8-4-0		.66667		65	7-3-0		260		110		145		.50677		145	16		16	
DIV. I NON-CONF.			5-3-0		.625		95	4-2-0		240		82		143		.50736		142	16		16	
TOTALS		RPI 1-25		RPI 26-50			W-L RECORDS			RPI 51-100			RPI 101-150			RPI 150+						
8-4-0		0-1-0		0-1-0			OVERALL			0-1-0			0-1-0			8-0-0						
4-2-0		0-1-0		0-0-0			HOME			0-1-0			0-0-0			4-0-0						
1-2-0		0-0-0		0-1-0			AWAY			0-0-0			0-1-0			1-0-0						
3-0-0		0-0-0		0-0-0			NEUTRAL			0-0-0			0-0-0			3-0-0						
5-3-0		0-1-0		0-1-0			NON-CONFERENCE			0-1-0			0-0-0			5-0-0						
2-2-0		0-1-0		0-0-0			HOME			0-1-0			0-0-0			2-0-0						
0-1-0		0-0-0		0-0-			AWAY			0-0-0			0-0-0			0-0-0						
3-0-0		0-0-0		0-0-0			NEUTRAL			0-0-0			0-0-0			3-0-0						
3-1-0		0-0-0		0-0-0			CONFERENCE			0-0-0			0-1-0			3-0-0						
2-0-0		0-0-0		0-0-0			HOME			0-0-0			0-0-0			2-0-0						
1-1-0		0-0-0		0-0-0			AWAY			0-0-0			0-1-0			1-0-0						
0-0-0		0-0-0		0-0-0			NEUTRAL			0-0-0			0-0-0			0-0-0						
RPI	S	Opponent		Score		RPI	S	Opponent		Score		RPI	S	Opponent		Score						
18	H	Tennessee		1	4	50	A	Minnesota		0	1	59	H	Vanderbilt		1	4					
												113	A	FIU		0	1					
												164	H	Arkansas St.		2	0					
												198	N	Xavier		3	0					
												228	H	Belmont		1	0					
												263	N	Northern Ky.		2	1					
												264	A	Fla. Atlantic		1	0					
												267	H	Evansville		3	0					
												275	N	Bowling Green		2	1					
												290	H	UALR		5	0					
																		LAST 10 GAMES				
264	A	Fla. Atlantic		1	0																	
290	H	UALR		5	0																	
164	H	Arkansas St.		2	0																	
198	N	Xavier		3	0																	
228	H	Belmont		1	0																	
												59	H	Vanderbilt		1	4					
												50	A	Minnesota		0	1					
												275	N	Bowling Green		2	1					
												263	N	Northern Ky.		2	1					

Average RPI Win: 229		WON-LOST RECORD	WINNING PCT. RANK	LAST 10 GAMES	STRENGTH OF SCHEDULE	OPP. STRENGTH OF SCHEDULE	TEAM RPI	ADJ RPI	CONF. RPI	ADJ CONF. RPI		
Average RPI Loss: 140												
DIV. I ONLY		9-2-1	.79167	20	8-1-1	312	124	146	.50605	146	19	17
DIV. I NON-CONF.		7-1-0	.875	11	6-0-0	289	121	105	.53743	106	19	19
<hr/>												
TOTALS		RPI 1-25		RPI 26-50		W-L RECORDS		RPI 51-100		RPI 101-150		RPI 150+
9-2-1		0-0-0		0-0-0		OVERALL		1-1-1		0-0-0		8-1-0
7-0-0		0-0-0		0-0-0		HOME		1-0-0		0-0-0		6-0-0
2-2-1		0-0-0		0-0-0		AWAY		0-1-1		0-0-0		2-1-0
0-0-0		0-0-0		0-0-0		NEUTRAL		0-0-0		0-0-0		0-0-0
7-1-0		0-0-0		0-0-0		NON-CONFERENCE		1-1-0		0-0-0		6-0-0
6-0-0		0-0-0		0-0-0		HOME		1-0-0		0-0-0		5-0-0
1-1-0		0-0-0		0-0-		AWAY		0-1-0		0-0-0		1-0-0
0-0-0		0-0-0		0-0-0		NEUTRAL		0-0-0		0-0-0		0-0-0
2-1-1		0-0-0		0-0-0		CONFERENCE		0-0-1		0-0-0		2-1-0
1-0-0		0-0-0		0-0-0		HOME		0-0-0		0-0-0		1-0-0
1-1-1		0-0-0		0-0-0		AWAY		0-0-1		0-0-0		1-1-0
0-0-0		0-0-0		0-0-0		NEUTRAL		0-0-0		0-0-0		0-0-0
RPI	S	Opponent	Score	RPI	S	Opponent	Score	RPI	S	Opponent	Score	

Average RPI Win:	162	WON-LOST	WINNING	LAST 10	STRENGTH OF	OPP. STRENGTH	TEAM	ADJ	CONF.	ADJ CONF.		
Average RPI Loss:	95	RECORD	PCT. RANK	GAMES	SCHEDULE	OF SCHEDULE	RPI	RPI	RPI	RPI		
DIV. I ONLY		5-8-0	.38462	230	4-6-0	93	105	150	.50457	147	1	1
DIV. I NON-CONF.		5-4-0	.55556	131	4-2-0	222	128	169	.49317	166	1	1
<hr/>												
TOTALS	RPI 1-25	RPI 26-50		W-L RECORDS		RPI 51-100		RPI 101-150		RPI 150+		
5-8-0	0-3-0	0-1-0		OVERALL		2-1-0		0-1-0		3-2-0		
3-4-0	0-1-0	0-0-0		HOME		0-1-0		0-1-0		3-1-0		
2-4-0	0-2-0	0-1-0		AWAY		2-0-0		0-0-0		0-1-0		
0-0-0	0-0-0	0-0-0		NEUTRAL		0-0-0		0-0-0		0-0-0		
5-4-0	0-0-0	0-1-0		NON-CONFERENCE		2-0-0		0-1-0		3-2-0		
3-2-0	0-0-0	0-0-0		HOME		0-0-0		0-1-0		3-1-0		
2-2-0	0-0-0	0-0-		AWAY		2-0-0		0-0-0		0-1-0		
0-0-0	0-0-0	0-0-0		NEUTRAL		0-0-0		0-0-0		0-0-0		
0-4-0	0-3-0	0-0-0		CONFERENCE		0-1-0		0-0-0		0-0-0		
0-2-0	0-1-0	0-0-0		HOME		0-1-0		0-0-0		0-0-0		
0-2-0	0-2-0	0-0-0		AWAY		0-0-0		0-0-0		0-0-0		
0-0-0	0-0-0	0-0-0		NEUTRAL		0-0-0		0-0-0		0-0-0		
<hr/>												
RPI S	Opponent	Score	RPI S	Opponent	Score	RPI S	Opponent	Score	RPI S	Opponent	Score	
5	H Florida St.	0 2	43	A Kansas	2 3	57	A LSU	2 1	103	H Boston U.	1 3	
17	A Virginia	0 4				75	A Texas	1 0	182	H Appalachian St.	3 1	
22	A Virginia Tech	0 3				91	H Miami (FL)	0 2	184	H Cincinnati	1 3	
									242	H Citadel	5 0	
									256	H Elon	3 0	
									294	A Old Dominion	0 2	
<hr/>												
LAST 10 GAMES												
17	A Virginia	0 4	5	H Florida St.	0 2							
43	A Kansas	2 3	91	H Miami (FL)	0 2							
182	H Appalachian St.	3 1	103	H Boston U.	1 3							
256	H Elon	3 0	22	A Virginia Tech	0 3							
242	H Citadel	5 0	57	A LSU	2 1							

Non-Div. I Games:

North Carolina St.

Average RPI Win:	241	WON-LOST	WINNING	LAST 10	STRENGTH OF	OPP. STRENGTH	TEAM	ADJ	CONF.	ADJ CONF.	
Average RPI Loss:	153	RECORD	PCT. RANK	GAMES	SCHEDULE	OF SCHEDULE	RPI	RPI	RPI	RPI	
DIV. I ONLY	7-3-2	.66667	65	6-3-1	259	140	149	.50456	148	20	20
DIV. I NON-CONF.	6-2-2	.7	63	5-2-1	233	112	121	.52764	121	21	21
<hr/>											
TOTALS	RPI 1-25	RPI 26-50		W-L RECORDS	RPI 51-100		RPI 101-150		RPI 150+		
7-3-2	0-0-0	0-1-1		OVERALL	0-0-1		0-0-0		7-2-0		
1-1-1	0-0-0	0-0-1		HOME	0-0-0		0-0-0		1-1-0		
5-2-1	0-0-0	0-1-0		AWAY	0-0-1		0-0-0		5-1-0		
1-0-0	0-0-0	0-0-0		NEUTRAL	0-0-0		0-0-0		1-0-0		
<hr/>											
6-2-2	0-0-0	0-1-1		NON-CONFERENCE	0-0-1		0-0-0		6-1-0		
1-1-1	0-0-0	0-0-1		HOME	0-0-0		0-0-0		1-1-0		
4-1-1	0-0-0	0-0-		AWAY	0-0-1		0-0-0		4-0-0		
1-0-0	0-0-0	0-0-0		NEUTRAL	0-0-0		0-0-0		1-0-0		
<hr/>											
1-1-0	0-0-0	0-0-0		CONFERENCE	0-0-0		0-0-0		1-1-0		
0-0-0	0-0-0	0-0-0		HOME	0-0-0		0-0-0		0-0-0		
1-1-0	0-0-0	0-0-0		AWAY	0-0-0		0-0-0		1-1-0		
0-0-0	0-0-0	0-0-0		NEUTRAL	0-0-0		0-0-0		0-0-0		
<hr/>											
RPI	S	Opponent	Score	RPI	S	Opponent	Score	RPI	S	Opponent	Score
30	A	Wisconsin	2 3	73	A	Fla. Gulf Coast	2 2	161	H	Western Mich.	1 2
32	H	Illinois	1 1					179	A	Northern Ill.	1 0
								213	A	Toledo	1 0
								223	A	Southeast Mo. St.	2 1
								243	A	Creighton	2 1
								264	N	Fla. Atlantic	7 0
								267	A	Evansville	1 4
								275	A	Bowling Green	2 1
								292	H	Green Bay	2 1
<hr/>											
LAST 10 GAMES											
275	A	Bowling Green	2 1	243	A	Creighton	2 1				
30	A	Wisconsin	2 3	267	A	Evansville	1 4				
161	H	Western Mich.	1 2	292	H	Green Bay	2 1				
179	A	Northern Ill.	1 0	213	A	Toledo	1 0				
73	A	Fla. Gulf Coast	2 2	264	N	Fla. Atlantic	7 0				

Non-Div. I Games:

Illinois St.

Average RPI Win:	236	WON-LOST	WINNING	LAST 10	STRENGTH OF	OPP. STRENGTH	TEAM	ADJ	CONF.	ADJ CONF.	
Average RPI Loss:	112	RECORD	PCT. RANK	GAMES	SCHEDULE	OF SCHEDULE	RPI	RPI	RPI	RPI	
DIV. I ONLY	7-3-1	.68182	61	6-3-1	257	174	147	.50407	149	22	22
DIV. I NON-CONF.	6-3-1	.65	81	5-3-1	241	158	147	.50505	148	22	22
<hr/>											
TOTALS	RPI 1-25	RPI 26-50		W-L RECORDS	RPI 51-100		RPI 101-150		RPI 150+		
7-3-1	0-0-0	0-1-0		OVERALL	0-0-0		1-1-0		6-1-1		
4-0-1	0-0-0	0-0-0		HOME	0-0-0		0-0-0		4-0-1		
3-3-0	0-0-0	0-1-0		AWAY	0-0-0		1-1-0		2-1-0		
0-0-0	0-0-0	0-0-0		NEUTRAL	0-0-0		0-0-0		0-0-0		
<hr/>											
6-3-1	0-0-0	0-1-0		NON-CONFERENCE	0-0-0		1-1-0		5-1-1		
4-0-1	0-0-0	0-0-0		HOME	0-0-0		0-0-0		4-0-1		
2-3-0	0-0-0	0-0-		AWAY	0-0-0		1-1-0		1-1-0		
0-0-0	0-0-0	0-0-0		NEUTRAL	0-0-0		0-0-0		0-0-0		
<hr/>											
1-0-0	0-0-0	0-0-0		CONFERENCE	0-0-0		0-0-0		1-0-0		
0-0-0	0-0-0	0-0-0		HOME	0-0-0		0-0-0		0-0-0		
1-0-0	0-0-0	0-0-0		AWAY	0-0-0		0-0-0		1-0-0		
0-0-0	0-0-0	0-0-0		NEUTRAL	0-0-0		0-0-0		0-0-0		
<hr/>											
RPI	S	Opponent	Score	RPI	S	Opponent	Score	RPI	S	Opponent	Score
				39	A	Iowa	1 3				
								115	A	DePaul	0 1
								139	A	St. Mary's (CA)	1 0
								159	H	Kent St.	1 1
								161	H	Western Mich.	2 0
								181	A	San Francisco	0 1
								238	A	IPFW	1 0
								240	H	Towson	1 0
								275	H	Bowling Green	3 0
								296	A	Cleveland St.	2 1
								305	H	IUPUI	1 0
<hr/>											
LAST 10 GAMES											
				275	H	Bowling Green	3 0	296	A	Cleveland St.	2 1
				161	H	Western Mich.	2 0	139	A	St. Mary's (CA)	1 0
				39	A	Iowa	1 3	181	A	San Francisco	0 1
				115	A	DePaul	0 1	238	A	IPFW	1 0
				159	H	Kent St.	1 1	240	H	Towson	1 0

Non-Div. I Games:

Valparaiso

Average RPI Win: 252		WON-LOST	WINNING	LAST 10	STRENGTH OF		OPP. STRENGTH	TEAM	ADJ	CONF.	ADJ CONF.
Average RPI Loss: 72		RECORD	PCT. RANK	GAMES	SCHEDULE		OF SCHEDULE	RPI	RPI	RPI	RPI
DIV. I ONLY		5-7-1	.42308	207	3-6-1		94	176	151	.50243	150
DIV. I NON-CONF.		4-5-0	.44444	191	2-4-0		90	138	139	.50827	139
TOTALS		RPI 1-25	RPI 26-50		W-L RECORDS		RPI 51-100		RPI 101-150		RPI 150+
5-7-1		0-2-0	0-1-0		OVERALL		0-1-0		0-3-1		5-0-0
3-2-0		0-1-0	0-0-0		HOME		0-1-0		0-0-0		3-0-0
1-5-1		0-1-0	0-1-0		AWAY		0-0-0		0-3-1		1-0-0
1-0-0		0-0-0	0-0-0		NEUTRAL		0-0-0		0-0-0		1-0-0
4-5-0		0-2-0	0-1-0		NON-CONFERENCE		0-0-0		0-2-0		4-0-0
2-1-0		0-1-0	0-0-0		HOME		0-0-0		0-0-0		2-0-0
1-4-0		0-1-0	0-0-		AWAY		0-0-0		0-2-0		1-0-0
1-0-0		0-0-0	0-0-0		NEUTRAL		0-0-0		0-0-0		1-0-0
1-2-1		0-0-0	0-0-0		CONFERENCE		0-1-0		0-1-1		1-0-0
1-1-0		0-0-0	0-0-0		HOME		0-1-0		0-0-0		1-0-0
0-1-1		0-0-0	0-0-0		AWAY		0-0-0		0-1-1		0-0-0
0-0-0		0-0-0	0-0-0		NEUTRAL		0-0-0		0-0-0		0-0-0
RPI S	Opponent	Score		RPI S	Opponent	Score		RPI S	Opponent	Score	
17 A	Virginia	0	3	48 A	Marquette	0	2	64 H	William & Mary	0	1
25 H	Maryland	1	3					107 A	St. John's (NY)	0	2
								109 A	Navy	2	3
								110 A	Drexel	1	1
								137 A	Delaware	1	2
								156 N	Richmond	3	1
								250 H	American	2	1
								253 H	George Washington	2	1
								294 H	Old Dominion	2	1
								308 A	Howard	3	1
LAST 10 GAMES											
48 A	Marquette	0	2	294 H	Old Dominion	2	1				
156 N	Richmond	3	1	64 H	William & Mary	0	1				
17 A	Virginia	0	3	137 A	Delaware	1	2				
308 A	Howard	3	1	110 A	Drexel	1	1				
25 H	Maryland	1	3	109 A	Navy	2	3				

Non-Div. I Games:

George Mason

Average RPI Win:	195	WON-LOST	WINNING	LAST 10	STRENGTH OF	OPP. STRENGTH	TEAM	ADJ	CONF.	ADJ CONF.	
Average RPI Loss:	138	RECORD	PCT. RANK	GAMES	SCHEDULE	OF SCHEDULE	RPI	RPI	RPI	RPI	
DIV. I ONLY		5-4-0	.55556 124	5-4-0	171	169	148	.50221 151	11	11	
DIV. I NON-CONF.		3-4-0	.42857 209	3-4-0	126	170	174	.48708 174	12	12	
<hr/>											
TOTALS	RPI 1-25	RPI 26-50		W-L RECORDS	RPI 51-100		RPI 101-150		RPI 150+		
5-4-0	0-0-0	0-1-0		OVERALL	0-0-0		2-1-0		3-2-0		
4-1-0	0-0-0	0-0-0		HOME	0-0-0		1-1-0		3-0-0		
1-3-0	0-0-0	0-1-0		AWAY	0-0-0		1-0-0		0-2-0		
0-0-0	0-0-0	0-0-0		NEUTRAL	0-0-0		0-0-0		0-0-0		
<hr/>											
3-4-0	0-0-0	0-1-0		NON-CONFERENCE	0-0-0		1-1-0		2-2-0		
3-1-0	0-0-0	0-0-0		HOME	0-0-0		1-1-0		2-0-0		
0-3-0	0-0-0	0-0-		AWAY	0-0-0		0-0-0		0-2-0		
0-0-0	0-0-0	0-0-0		NEUTRAL	0-0-0		0-0-0		0-0-0		
<hr/>											
2-0-0	0-0-0	0-0-0		CONFERENCE	0-0-0		1-0-0		1-0-0		
1-0-0	0-0-0	0-0-0		HOME	0-0-0		0-0-0		1-0-0		
1-0-0	0-0-0	0-0-0		AWAY	0-0-0		1-0-0		0-0-0		
0-0-0	0-0-0	0-0-0		NEUTRAL	0-0-0		0-0-0		0-0-0		
<hr/>											
RPI S	Opponent	Score	RPI S	Opponent	Score	RPI S	Opponent	Score	RPI S	Opponent	Score
			26 A	Georgetown	0 3				107 H	St. John's (NY)	1 2
									108 H	Fordham	2 0
									129 A	Brown	2 0
									157 H	Marist	1 0
									167 A	Army	2 3
									253 A	George Washington	0 1
									282 H	Sacred Heart	2 0
									299 H	Cornell	1 0
<hr/>											
			LAST 10 GAMES								
			108 H	Fordham	2 0	129 A	Brown	2 0			
			107 H	St. John's (NY)	1 2	167 A	Army	2 3			
			282 H	Sacred Heart	2 0	299 H	Cornell	1 0			
			26 A	Georgetown	0 3	157 H	Marist	1 0			
			253 A	George Washington	0 1						

Non-Div. I Games:

Columbia

Average RPI Win:	239	WON-LOST	WINNING	LAST 10	STRENGTH OF	OPP. STRENGTH	TEAM	ADJ	CONF.	ADJ CONF.	
Average RPI Loss:	59	RECORD	PCT. RANK	GAMES	SCHEDULE	OF SCHEDULE	RPI	RPI	RPI	RPI	
DIV. I ONLY	2-5-3	.35	245	2-5-3	70	130	152	.50057	152	12	12
DIV. I NON-CONF.	2-5-2	.33333	244	2-5-2	70	134	170	.49117	169	13	13
<hr/>											
TOTALS	RPI 1-25	RPI 26-50		W-L RECORDS	RPI 51-100		RPI 101-150		RPI 150+		
2-5-3	0-0-0	0-3-0		OVERALL	0-1-1		0-1-0		2-0-2		
0-2-0	0-0-0	0-2-0		HOME	0-0-0		0-0-0		0-0-0		
2-2-3	0-0-0	0-1-0		AWAY	0-0-1		0-1-0		2-0-2		
0-1-0	0-0-0	0-0-0		NEUTRAL	0-1-0		0-0-0		0-0-0		
<hr/>											
2-5-2	0-0-0	0-3-0		NON-CONFERENCE	0-1-0		0-1-0		2-0-2		
0-2-0	0-0-0	0-2-0		HOME	0-0-0		0-0-0		0-0-0		
2-2-2	0-0-0	0-0-		AWAY	0-0-0		0-1-0		2-0-2		
0-1-0	0-0-0	0-0-0		NEUTRAL	0-1-0		0-0-0		0-0-0		
<hr/>											
0-0-1	0-0-0	0-0-0		CONFERENCE	0-0-1		0-0-0		0-0-0		
0-0-0	0-0-0	0-0-0		HOME	0-0-0		0-0-0		0-0-0		
0-0-1	0-0-0	0-0-0		AWAY	0-0-1		0-0-0		0-0-0		
0-0-0	0-0-0	0-0-0		NEUTRAL	0-0-0		0-0-0		0-0-0		
<hr/>											
RPI	S	Opponent	Score	RPI	S	Opponent	Score	RPI	S	Opponent	Score
				27	H	Denver	0 1	73	N	Fla. Gulf Coast	1 2
				39	H	Iowa	0 3	82	A	Butler	0 0
				42	A	Ole Miss	1 3				
			</								

Non-Div. I Games:

Saint Louis

Average RPI Win: 224		WON-LOST RECORD	WINNING PCT. RANK		LAST 10 GAMES	STRENGTH OF SCHEDULE	OPP. STRENGTH OF SCHEDULE	TEAM RPI	ADJ RPI	CONF. RPI	ADJ CONF. RPI		
Average RPI Loss: 111													
DIV. I ONLY		8-3-2	.69231	55	7-2-1	279	155	154	.4992	153	21	21	
DIV. I NON-CONF.		6-3-1	.65	81	5-2-0	282	133	179	.48425	178	20	20	
<hr/>													
TOTALS		RPI 1-25		RPI 26-50		W-L RECORDS		RPI 51-100		RPI 101-150		RPI 150+	
8-3-2		0-0-0		0-1-0		OVERALL		2-0-0		0-1-0		6-1-2	
5-0-1		0-0-0		0-0-0		HOME		1-0-0		0-0-0		4-0-1	
3-3-1		0-0-0		0-1-0		AWAY		1-0-0		0-1-0		2-1-1	
0-0-0		0-0-0		0-0-0		NEUTRAL		0-0-0		0-0-0		0-0-0	
6-3-1		0-0-0		0-1-0		NON-CONFERENCE		1-0-0		0-1-0		5-1-1	
3-0-1		0-0-0		0-0-0		HOME		0-0-0		0-0-0		3-0-1	
3-3-0		0-0-0		0-0-		AWAY		1-0-0		0-1-0		2-1-0	
0-0-0		0-0-0		0-0-0		NEUTRAL		0-0-0		0-0-0		0-0-0	
2-0-1		0-0-0		0-0-0		CONFERENCE		1-0-0		0-0-0		1-0-1	
2-0-0		0-0-0		0-0-0		HOME		1-0-0		0-0-0		1-0-0	
0-0-1		0-0-0		0-0-0		AWAY		0-0-0		0-0-0		0-0-1	
0-0-0		0-0-0		0-0-0		NEUTRAL		0-0-0		0-0-0		0-0-0	
RPI	S	Opponent	Score	RPI	S	Opponent	Score	RPI	S	Opponent	Score		
				49	A	Alabama	0 3	95	A	Jacksonville St.	2 1		
								100	H	East Tenn. St.	3 1		
										121	A	South Carolina	0 2
										163	A	Georgia St.	0 1
										180	A	Kennesaw St.	1 1
										187	H	Southern Miss.	1 1
										200	H	South Ala.	1 0
										206	A	Troy	4 1
										249	A	Charleston So.	2 0
										307	H	Alabama A&M	6 0
										312	H	USC Upstate	3 0
										320	H	Alcorn	7 0
<hr/>													
LAST 10 GAMES													
				320	H	Alcorn	7 0	100	H	East Tenn. St.	3 1		
				163	A	Georgia St.	0 1	312	H	USC Upstate	3 0		
				49	A	Alabama	0 3	180	A	Kennesaw St.	1 1		
				307	H	Alabama A&M	6 0	206	A	Troy	4 1		
				249	A	Charleston So.	2 0	95	A	Jacksonville St.	2 1		

Non-Div. I Games:

Mercer

Average RPI Win:	173	WON-LOST RECORD	WINNING PCT. RANK	LAST 10 GAMES	STRENGTH OF SCHEDULE	OPP. STRENGTH OF SCHEDULE	TEAM RPI	ADJ RPI	CONF. RPI	ADJ CONF. RPI						
DIV. I ONLY		5-4-3	.54167 137	5-3-2	178	156	153	.49874 154	26	26						
DIV. I NON-CONF.		4-3-3	.55 137	4-2-2	177	162	151	.50118 153	26	26						
<hr/>																
TOTALS	RPI 1-25	RPI 26-50		W-L RECORDS	RPI 51-100		RPI 101-150		RPI 150+							
5-4-3	0-0-0	0-0-0		OVERALL	0-1-0		3-3-1		2-0-2							
3-2-2	0-0-0	0-0-0		HOME	0-0-0		2-2-0		1-0-2							
2-2-1	0-0-0	0-0-0		AWAY	0-1-0		1-1-1		1-0-0							
0-0-0	0-0-0	0-0-0		NEUTRAL	0-0-0		0-0-0		0-0-0							
<hr/>																
4-3-3	0-0-0	0-0-0		NON-CONFERENCE	0-1-0		3-2-1		1-0-2							
2-1-2	0-0-0	0-0-0		HOME	0-0-0		2-1-0		0-0-2							
2-2-1	0-0-0	0-0-		AWAY	0-1-0		1-1-1		1-0-0							
0-0-0	0-0-0	0-0-0		NEUTRAL	0-0-0		0-0-0		0-0-0							
<hr/>																
1-1-0	0-0-0	0-0-0		CONFERENCE	0-0-0		0-1-0		1-0-0							
1-1-0	0-0-0	0-0-0		HOME	0-0-0		0-1-0		1-0-0							
0-0-0	0-0-0	0-0-0		AWAY	0-0-0		0-0-0		0-0-0							
0-0-0	0-0-0	0-0-0		NEUTRAL	0-0-0		0-0-0		0-0-0							
<hr/>																
RPI S	Opponent	Score	RPI S	Opponent	Score	RPI S	Opponent	Score	RPI S	Opponent	Score					
						61 A	Michigan St.	1 3	104 H	La Salle	0 2					
						108 A	Fordham	1 2								
						128 A	Oakland	2 1								
						134 H	Saint Joseph's	3 2								
						135 A	Stony Brook	1 1								
						137 H	Delaware	1 0								
						142 H	Fairfield	1 2								
						216 H	Iona	4 0								
						240 H	Towson	1 1								
						250 A	American	2 1								
						308 H	Howard	1 1								
						<hr/>										
						LAST 10 GAMES										
104 H	La Salle	0 2	142 H	Fairfield	1 2											
250 A	American	2 1	216 H	Iona	4 0											
137 H	Delaware	1 0	108 A	Fordham	1 2											
240 H	Towson	1 1	135 A	Stony Brook	1 1											
128 A	Oakland	2 1	134 H	Saint Joseph's	3 2											

Non-Div. I Games:

Loyola Maryland

Average RPI Win: 250		WON-LOST	WINNING	LAST 10	STRENGTH OF	OPP. STRENGTH	TEAM	ADJ	CONF.	ADJ CONF.		
Average RPI Loss: 100		RECORD	PCT. RANK	GAMES	SCHEDULE	OF SCHEDULE	RPI	RPI	RPI	RPI		
DIV. I ONLY		6-5-1	.54167	137	6-3-1	162	213	155	.49863	155	14	14
DIV. I NON-CONF.		5-3-0	.625	95	5-1-0	191	253	142	.50739	141	15	15

TOTALS		RPI 1-25		RPI 26-50		W-L RECORDS		RPI 51-100		RPI 101-150		RPI 150+
6-5-1		0-0-0		0-1-0		OVERALL		0-1-0		0-3-0		6-0-1
4-1-1		0-0-0		0-0-0		HOME		0-0-0		0-1-0		4-0-1
2-4-0		0-0-0		0-1-0		AWAY		0-1-0		0-2-0		2-0-0
0-0-0		0-0-0		0-0-0		NEUTRAL		0-0-0		0-0-0		0-0-0
5-3-0		0-0-0		0-0-0		NON-CONFERENCE		0-1-0		0-2-0		5-0-0
4-0-0		0-0-0		0-0-0		HOME		0-0-0		0-0-0		4-0-0
1-3-0		0-0-0		0-0-		AWAY		0-1-0		0-2-0		1-0-0
0-0-0		0-0-0		0-0-0		NEUTRAL		0-0-0		0-0-0		0-0-0
1-2-1		0-0-0		0-1-0		CONFERENCE		0-0-0		0-1-0		1-0-1
0-1-1		0-0-0		0-0-0		HOME		0-0-0		0-1-0		0-0-1
1-1-0		0-0-0		0-1-0		AWAY		0-0-0		0-0-0		1-0-0
0-0-0		0-0-0		0-0-0		NEUTRAL		0-0-0		0-0-0		0-0-0
RPI	S	Opponent		Score		RPI	S	Opponent		Score		

Non-Div. I Games:

Ohio

Average RPI Win: 221		WON-LOST RECORD		WINNING PCT. RANK		LAST 10 GAMES		STRENGTH OF SCHEDULE		OPP. STRENGTH OF SCHEDULE		TEAM RPI		ADJ RPI		CONF. RPI		ADJ CONF. RPI	
DIV. I ONLY		5-6-0		.45455 194		5-5-0		133		126		156		.49742 156		12		12	
DIV. I NON-CONF.		4-5-0		.44444 191		4-4-0		150		93		167		.49222 168		13		13	
TOTALS		RPI 1-25		RPI 26-50		W-L RECORDS		RPI 51-100		RPI 101-150		RPI 150+							
5-6-0		0-2-0		0-0-0		OVERALL		0-2-0		1-1-0		4-1-0							
2-0-0		0-0-0		0-0-0		HOME		0-0-0		1-0-0		1-0-0							
2-4-0		0-1-0		0-0-0		AWAY		0-2-0		0-0-0		2-1-0							
1-2-0		0-1-0		0-0-0		NEUTRAL		0-0-0		0-1-0		1-0-0							
4-5-0		0-2-0		0-0-0		NON-CONFERENCE		0-1-0		1-1-0		3-1-0							
2-0-0		0-0-0		0-0-0		HOME		0-0-0		1-0-0		1-0-0							
1-3-0		0-1-0		0-0-		AWAY		0-1-0		0-0-0		1-1-0							
1-2-0		0-1-0		0-0-0		NEUTRAL		0-0-0		0-1-0		1-0-0							
1-1-0		0-0-0		0-0-0		CONFERENCE		0-1-0		0-0-0		1-0-0							
0-0-0		0-0-0		0-0-0		HOME		0-0-0		0-0-0		0-0-0							
1-1-0		0-0-0		0-0-0		AWAY		0-1-0		0-0-0		1-0-0							
0-0-0		0-0-0		0-0-0		NEUTRAL		0-0-0		0-0-0		0-0-0							
RPI	S	Opponent		Score		RPI	S	Opponent		Score		RPI	S	Opponent		Score			
12	N	Wake Forest		1	4							117	H	Villanova		3	1		
22	A	Virginia Tech		0	2							150	N	George Mason		1	3		
												175	A	Longwood		1	2		
												192	N	James Madison		1	0		
												250	H	American		2	0		
												253	A	George Washington		2	0		
												294	A	Old Dominion		2	0		
LAST 10 GAMES																			
192	N	James Madison		1	0	72	A	Charlotte		0	2								
117	H	Villanova		3	1	253	A	George Washington		2	0								
64	A	William & Mary		0	3	250	H	American		2	0								
175	A	Longwood		1	2	294	A	Old Dominion		2	0								
22	A	Virginia Tech		0	2	150	N	George Mason		1	3								

Average RPI Win: 208		WON-LOST RECORD		WINNING PCT. RANK		LAST 10 GAMES		STRENGTH OF SCHEDULE		OPP. STRENGTH OF SCHEDULE		TEAM RPI		ADJ RPI		CONF. RPI		ADJ CONF. RPI	
DIV. I ONLY		8-5-0		.61538 94		6-4-0		223		190		157		.49686 157		26		26	
DIV. I NON-CONF.		6-5-0		.54545 146		4-4-0		213		152		173		.48895 173		26		26	
TOTALS		RPI 1-25		RPI 26-50		W-L RECORDS		RPI 51-100		RPI 101-150		RPI 150+							
8-5-0		0-0-0		0-0-0		OVERALL		1-1-0		1-1-0		6-3-0							
3-1-0		0-0-0		0-0-0		HOME		1-0-0		0-0-0		2-1-0							
5-4-0		0-0-0		0-0-0		AWAY		0-1-0		1-1-0		4-2-0							
0-0-0		0-0-0		0-0-0		NEUTRAL		0-0-0		0-0-0		0-0-0							
6-5-0		0-0-0		0-0-0		NON-CONFERENCE		1-1-0		1-1-0		4-3-0							
3-1-0		0-0-0		0-0-0		HOME		1-0-0		0-0-0		2-1-0							
3-4-0		0-0-0		0-0-		AWAY		0-1-0		1-1-0		2-2-0							
0-0-0		0-0-0		0-0-0		NEUTRAL		0-0-0		0-0-0		0-0-0							
2-0-0		0-0-0		0-0-0		CONFERENCE		0-0-0		0-0-0		2-0-0							
0-0-0		0-0-0		0-0-0		HOME		0-0-0		0-0-0		0-0-0							
2-0-0		0-0-0		0-0-0		AWAY		0-0-0		0-0-0		2-0-0							
0-0-0		0-0-0		0-0-0		NEUTRAL		0-0-0		0-0-0		0-0-0							
RPI	S	Opponent		Score		RPI	S	Opponent		Score		RPI	S	Opponent		Score			

Non-Div. I Games:

Marist

Average RPI Win: 213		WON-LOST	WINNING	LAST 10	STRENGTH OF	OPP. STRENGTH	TEAM	ADJ	CONF.	ADJ CONF.		
Average RPI Loss: 124		RECORD	PCT. RANK	GAMES	SCHEDULE	OF SCHEDULE	RPI	RPI	RPI	RPI		
DIV. I ONLY		6-4-0	.6	101	6-4-0	235	125	158	.49684	158	11	11
DIV. I NON-CONF.		4-4-0	.5	152	4-4-0	198	143	175	.4857	175	12	12
<hr/>												
TOTALS		RPI 1-25		RPI 26-50		W-L RECORDS		RPI 51-100		RPI 101-150		RPI 150+
6-4-0		0-0-0		0-1-0		OVERALL		1-0-0		0-1-0		5-2-0
4-2-0		0-0-0		0-0-0		HOME		1-0-0		0-0-0		3-2-0
2-2-0		0-0-0		0-1-0		AWAY		0-0-0		0-1-0		2-0-0
0-0-0		0-0-0		0-0-0		NEUTRAL		0-0-0		0-0-0		0-0-0
4-4-0		0-0-0		0-1-0		NON-CONFERENCE		0-0-0		0-1-0		4-2-0
3-2-0		0-0-0		0-0-0		HOME		0-0-0		0-0-0		3-2-0
1-2-0		0-0-0		0-0-		AWAY		0-0-0		0-1-0		1-0-0
0-0-0		0-0-0		0-0-0		NEUTRAL		0-0-0		0-0-0		0-0-0
2-0-0		0-0-0		0-0-0		CONFERENCE		1-0-0		0-0-0		1-0-0
1-0-0		0-0-0		0-0-0		HOME		1-0-0		0-0-0		0-0-0
1-0-0		0-0-0		0-0-0		AWAY		0-0-0		0-0-0		1-0-0
0-0-0		0-0-0		0-0-0		NEUTRAL		0-0-0		0-0-0		0-0-0
RPI	S	Opponent		Score		RPI	S	Opponent		Score		

Non-Div. I Games:

Penn

Average RPI Win: 236		WON-LOST	WINNING	LAST 10	STRENGTH OF		OPP. STRENGTH	TEAM	ADJ	CONF.	ADJ CONF.
Average RPI Loss: 128		RECORD	PCT. RANK	GAMES	SCHEDULE		OF SCHEDULE	RPI	RPI	RPI	RPI
DIV. I ONLY		6-3-2	.63636	76	5-3-2		240	201	159	.49653	159
DIV. I NON-CONF.		5-1-1	.78571	34	4-1-1		285	242	146	.50535	147
TOTALS		RPI 1-25	RPI 26-50		W-L RECORDS		RPI 51-100		RPI 101-150		RPI 150+
6-3-2	0-0-0	0-1-0		OVERALL		0-0-0		0-1-1		6-1-1	
3-2-0	0-0-0	0-0-0		HOME		0-0-0		0-1-0		3-1-0	
2-1-2	0-0-0	0-1-0		AWAY		0-0-0		0-0-1		2-0-1	
1-0-0	0-0-0	0-0-0		NEUTRAL		0-0-0		0-0-0		1-0-0	
5-1-1	0-0-0	0-0-0		NON-CONFERENCE		0-0-0		0-0-1		5-1-0	
2-1-0	0-0-0	0-0-0		HOME		0-0-0		0-0-0		2-1-0	
2-0-1	0-0-0	0-0-		AWAY		0-0-0		0-0-1		2-0-0	
1-0-0	0-0-0	0-0-0		NEUTRAL		0-0-0		0-0-0		1-0-0	
1-2-1	0-0-0	0-1-0		CONFERENCE		0-0-0		0-1-0		1-0-1	
1-1-0	0-0-0	0-0-0		HOME		0-0-0		0-1-0		1-0-0	
0-1-1	0-0-0	0-1-0		AWAY		0-0-0		0-0-0		0-0-1	
0-0-0	0-0-0	0-0-0		NEUTRAL		0-0-0		0-0-0		0-0-0	
RPI S	Opponent	Score	RPI S	Opponent	Score	RPI S	Opponent	Score	RPI S	Opponent	Score
			31 A	Central Mich.	1 2				118 H	Miami (OH)	2 4
									149 A	Valparaiso	1 1
									160 H	Marshall	2 1
									201 A	UTSA	4 1
									212 H	Ball St.	2 0
									236 H	Duquesne	1 2
									273 H	Morehead St.	4 1
									275 A	Bowling Green	0 0
									276 N	Lamar	3 0
									296 A	Cleveland St.	2 0
LAST 10 GAMES											
			160 H	Marshall	2 1				118 H	Miami (OH)	2 4
			201 A	UTSA	4 1				212 H	Ball St.	2 0
			276 N	Lamar	3 0				275 A	Bowling Green	0 0
			149 A	Valparaiso	1 1				31 A	Central Mich.	1 2
			273 H	Morehead St.	4 1				236 H	Duquesne	1 2

Non-Div. I Games:

Kent St.

Average RPI Win:	218	WON-LOST	WINNING	LAST 10	STRENGTH OF	OPP. STRENGTH	TEAM	ADJ	CONF.	ADJ CONF.	
Average RPI Loss:	117	RECORD	PCT. RANK	GAMES	SCHEDULE	OF SCHEDULE	RPI	RPI	RPI	RPI	
DIV. I ONLY		6-6-0	.5 159	5-5-0	160	144	160	.49581 160	8	8	
DIV. I NON-CONF.		4-4-0	.5 152	3-3-0	196	185	182	.48168 183	8	8	
<hr/>											
TOTALS	RPI 1-25	RPI 26-50		W-L RECORDS		RPI 51-100		RPI 101-150		RPI 150+	
6-6-0	0-0-0	0-2-0		OVERALL		0-0-0		1-1-0		5-3-0	
3-1-0	0-0-0	0-1-0		HOME		0-0-0		1-0-0		2-0-0	
3-5-0	0-0-0	0-1-0		AWAY		0-0-0		0-1-0		3-3-0	
0-0-0	0-0-0	0-0-0		NEUTRAL		0-0-0		0-0-0		0-0-0	
<hr/>											
4-4-0	0-0-0	0-0-0		NON-CONFERENCE		0-0-0		1-1-0		3-3-0	
2-0-0	0-0-0	0-0-0		HOME		0-0-0		1-0-0		1-0-0	
2-4-0	0-0-0	0-0-		AWAY		0-0-0		0-1-0		2-3-0	
0-0-0	0-0-0	0-0-0		NEUTRAL		0-0-0		0-0-0		0-0-0	
<hr/>											
2-2-0	0-0-0	0-2-0		CONFERENCE		0-0-0		0-0-0		2-0-0	
1-1-0	0-0-0	0-1-0		HOME		0-0-0		0-0-0		1-0-0	
1-1-0	0-0-0	0-1-0		AWAY		0-0-0		0-0-0		1-0-0	
0-0-0	0-0-0	0-0-0		NEUTRAL		0-0-0		0-0-0		0-0-0	
<hr/>											
RPI S	Opponent	Score	RPI S	Opponent	Score	RPI S	Opponent	Score	RPI S	Opponent	Score
			28 A	Memphis	1 7				125 A	Campbell	2 4
			41 H	Colorado Col.	1 2				126 H	Saint Francis (PA)	2 1
									155 A	Ohio	0 2
									159 A	Kent St.	1 2
									192 A	James Madison	1 2
									212 H	Ball St.	3 1
									226 H	UTEP	4 1
									229 A	Akron	2 0
									239 A	UAB	3 2
									273 A	Morehead St.	2 0
<hr/>											
			LAST 10 GAMES								
159 A Kent St.			1 2	28 A Memphis			1 7				
273 A Morehead St.			2 0	239 A UAB			3 2				
125 A Campbell			2 4	226 H UTEP			4 1				
126 H Saint Francis (PA)			2 1	41 H Colorado Col.			1 2				
155 A Ohio			0 2	229 A Akron			2 0				

Non-Div. I Games:

Marshall

Average RPI Win:	224	WON-LOST	WINNING	LAST 10	STRENGTH OF	OPP. STRENGTH	TEAM	ADJ	CONF.	ADJ CONF.	
Average RPI Loss:	93	RECORD	PCT. RANK	GAMES	SCHEDULE	OF SCHEDULE	RPI	RPI	RPI	RPI	
DIV. I ONLY	5-5-2	.5	159	4-4-2	167	136	161	.49528	161	14	14
DIV. I NON-CONF.	4-4-0	.5	152	3-3-0	105	174	134	.5114	135	15	15
<hr/>											
TOTALS	RPI 1-25	RPI 26-50		W-L RECORDS	RPI 51-100		RPI 101-150		RPI 150+		
5-5-2	0-0-0	0-2-0		OVERALL	0-1-0		1-1-0		4-1-2		
2-2-1	0-0-0	0-1-0		HOME	0-0-0		0-0-0		2-1-1		
3-3-1	0-0-0	0-1-0		AWAY	0-1-0		1-1-0		2-0-1		
0-0-0	0-0-0	0-0-0		NEUTRAL	0-0-0		0-0-0		0-0-0		
<hr/>											
4-4-0	0-0-0	0-1-0		NON-CONFERENCE	0-1-0		1-1-0		3-1-0		
1-1-0	0-0-0	0-0-0		HOME	0-0-0		0-0-0		1-1-0		
3-3-0	0-0-0	0-0-		AWAY	0-1-0		1-1-0		2-0-0		
0-0-0	0-0-0	0-0-0		NEUTRAL	0-0-0		0-0-0		0-0-0		
<hr/>											
1-1-2	0-0-0	0-1-0		CONFERENCE	0-0-0		0-0-0		1-0-2		
1-1-1	0-0-0	0-1-0		HOME	0-0-0		0-0-0		1-0-1		
0-0-1	0-0-0	0-0-0		AWAY	0-0-0		0-0-0		0-0-1		
0-0-0	0-0-0	0-0-0		NEUTRAL	0-0-0		0-0-0		0-0-0		
<hr/>											
RPI	S	Opponent	Score	RPI	S	Opponent	Score	RPI	S	Opponent	Score
				31	H	Central Mich.	0 1				
				32	A	Illinois	0 1				
								148	A	Illinois St.	2 1
								149	A	Valparaiso	0 2
								179	A	Northern Ill.	0 0
								189	A	Coastal Caro.	2 1
								193	H	Loyola Chicago	1 2
								209	A	Col. of Charleston	2 1
								213	H	Toledo	0 0
								275	H	Bowling Green	1 0
								300	H	Murray St.	4 1
				LAST 10 GAMES							
				193	H	Loyola Chicago	1 2	275	H	Bowling Green	1 0
				149	A	Valparaiso	0 2	31	H	Central Mich.	0 1
				148	A	Illinois St.	2 1	179	A	Northern Ill.	0 0
				300	H	Murray St.	4 1	213	H	Toledo	0 0
				189	A	Coastal Caro.	2 1	61	A	Michigan St.	0 1

Non-Div. I Games:

Western Mich.

Average RPI Win: 94		WON-LOST	WINNING	LAST 10	STRENGTH OF		OPP. STRENGTH	TEAM	ADJ	CONF.	ADJ CONF.
Average RPI Loss: 91		RECORD	PCT. RANK	GAMES	SCHEDULE		OF SCHEDULE	RPI	RPI	RPI	RPI
DIV. I ONLY		3-7-1	.31818 260	3-6-1	95		45	163	.4948 162	9	9
DIV. I NON-CONF.		3-6-0	.33333 244	3-5-0	56		41	131	.51628 130	9	9
TOTALS		RPI 1-25	RPI 26-50	W-L RECORDS	RPI 51-100		RPI 101-150		RPI 150+		
3-7-1	0-2-0		0-2-0	OVERALL	2-0-0		1-1-1		0-2-0		
2-2-0	0-1-0		0-1-0	HOME	2-0-0		0-0-0		0-0-0		
1-5-1	0-1-0		0-1-0	AWAY	0-0-0		1-1-1		0-2-0		
0-0-0	0-0-0		0-0-0	NEUTRAL	0-0-0		0-0-0		0-0-0		
3-6-0	0-2-0		0-2-0	NON-CONFERENCE	2-0-0		1-0-0		0-2-0		
2-2-0	0-1-0		0-1-0	HOME	2-0-0		0-0-0		0-0-0		
1-4-0	0-1-0		0-0-	AWAY	0-0-0		1-0-0		0-2-0		
0-0-0	0-0-0		0-0-0	NEUTRAL	0-0-0		0-0-0		0-0-0		
0-1-1	0-0-0		0-0-0	CONFERENCE	0-0-0		0-1-1		0-0-0		
0-0-0	0-0-0		0-0-0	HOME	0-0-0		0-0-0		0-0-0		
0-1-1	0-0-0		0-0-0	AWAY	0-0-0		0-1-1		0-0-0		
0-0-0	0-0-0		0-0-0	NEUTRAL	0-0-0		0-0-0		0-0-0		
RPI S	Opponent	Score	RPI S	Opponent	Score	RPI S	Opponent	Score	RPI S	Opponent	Score
10 H	Boston College	0 3	40 H	California	0 3	68 H	Arizona	2 1	119 A	Cal Poly	1 4
19 A	Pepperdine	2 3	41 A	Colorado Col.	0 3	76 H	Oregon	1 0	139 A	St. Mary's (CA)	3 2
									141 A	UC Santa Barbara	3 3
									181 A	San Francisco	0 1
									230 A	San Jose St.	0 1
LAST 10 GAMES											
76 H	Oregon	1 0	141 A	UC Santa Barbara	3 3						
10 H	Boston College	0 3	119 A	Cal Poly	1 4						
230 A	San Jose St.	0 1	68 H	Arizona	2 1						
19 A	Pepperdine	2 3	139 A	St. Mary's (CA)	3 2						
181 A	San Francisco	0 1	41 A	Colorado Col.	0 3						

Non-Div. I Games:

Pacific

Average RPI Win: 178		WON-LOST	WINNING	LAST 10	STRENGTH OF		OPP. STRENGTH	TEAM	ADJ	CONF.	ADJ CONF.
Average RPI Loss: 111		RECORD	PCT. RANK	GAMES	SCHEDULE		OF SCHEDULE	RPI	RPI	RPI	RPI
DIV. I ONLY		3-7-1	.31818	260	3-6-1		47	216	162	.49332	163
DIV. I NON-CONF.		3-3-1	.5	152	3-2-1		32	220	89	.55017	89
TOTALS		RPI 1-25	RPI 26-50		W-L RECORDS		RPI 51-100		RPI 101-150		RPI 150+
3-7-1	0-0-0	0-1-0		OVERALL		0-2-0		0-3-0		3-1-1	
1-3-1	0-0-0	0-0-0		HOME		0-1-0		0-2-0		1-0-1	
2-4-0	0-0-0	0-1-0		AWAY		0-1-0		0-1-0		2-1-0	
0-0-0	0-0-0	0-0-0		NEUTRAL		0-0-0		0-0-0		0-0-0	
3-3-1	0-0-0	0-1-0		NON-CONFERENCE		0-1-0		0-1-0		3-0-1	
1-1-1	0-0-0	0-0-0		HOME		0-1-0		0-0-0		1-0-1	
2-2-0	0-0-0	0-0-		AWAY		0-0-0		0-1-0		2-0-0	
0-0-0	0-0-0	0-0-0		NEUTRAL		0-0-0		0-0-0		0-0-0	
0-4-0	0-0-0	0-0-0		CONFERENCE		0-1-0		0-2-0		0-1-0	
0-2-0	0-0-0	0-0-0		HOME		0-0-0		0-2-0		0-0-0	
0-2-0	0-0-0	0-0-0		AWAY		0-1-0		0-0-0		0-1-0	
0-0-0	0-0-0	0-0-0		NEUTRAL		0-0-0		0-0-0		0-0-0	
RPI S	Opponent	Score	RPI S	Opponent	Score	RPI S	Opponent	Score	RPI S	Opponent	Score
			45 A	Auburn	0 1	74 A	Hofstra	0 5	110 H	Drexel	0 2
						95 H	Jacksonville St.	1 2	120 A	Mississippi St.	0 3
									137 H	Delaware	1 2
									153 H	Mercer	1 0
									180 A	Kennesaw St.	2 1
									197 A	Northeastern	0 1
									199 H	UT Martin	1 1
									202 A	Ga. Southern	3 2
LAST 10 GAMES											
			202 A	Ga. Southern	3 2		110 H	Drexel	0 2		
			153 H	Mercer	1 0		137 H	Delaware	1 2		
			120 A	Mississippi St.	0 3		74 A	Hofstra	0 5		
			180 A	Kennesaw St.	2 1		197 A	Northeastern	0 1		
			95 H	Jacksonville St.	1 2		199 H	UT Martin	1 1		

Non-Div. I Games:

Georgia St.

Average RPI Win: 272		WON-LOST	WINNING	LAST 10	STRENGTH OF		OPP. STRENGTH	TEAM	ADJ	CONF.	ADJ CONF.
Average RPI Loss: 105		RECORD	PCT. RANK	GAMES	SCHEDULE		OF SCHEDULE	RPI	RPI	RPI	RPI
DIV. I ONLY		8-5-0	.61538	94	6-4-0		218	271	164	.49156	164
DIV. I NON-CONF.		6-3-0	.66667	75	4-2-0		279	254	190	.47817	190
TOTALS		RPI 1-25	RPI 26-50		W-L RECORDS		RPI 51-100		RPI 101-150		RPI 150+
8-5-0		0-0-0	0-1-0		OVERALL		0-2-0		0-1-0		8-1-0
6-0-0		0-0-0	0-0-0		HOME		0-0-0		0-0-0		6-0-0
2-5-0		0-0-0	0-1-0		AWAY		0-2-0		0-1-0		2-1-0
0-0-0		0-0-0	0-0-0		NEUTRAL		0-0-0		0-0-0		0-0-0
6-3-0		0-0-0	0-1-0		NON-CONFERENCE		0-1-0		0-0-0		6-1-0
4-0-0		0-0-0	0-0-0		HOME		0-0-0		0-0-0		4-0-0
2-3-0		0-0-0	0-0-		AWAY		0-1-0		0-0-0		2-1-0
0-0-0		0-0-0	0-0-0		NEUTRAL		0-0-0		0-0-0		0-0-0
2-2-0		0-0-0	0-0-0		CONFERENCE		0-1-0		0-1-0		2-0-0
2-0-0		0-0-0	0-0-0		HOME		0-0-0		0-0-0		2-0-0
0-2-0		0-0-0	0-0-0		AWAY		0-1-0		0-1-0		0-0-0
0-0-0		0-0-0	0-0-0		NEUTRAL		0-0-0		0-0-0		0-0-0
RPI S	Opponent	Score	RPI S	Opponent	Score	RPI S	Opponent	Score	RPI S	Opponent	Score
			28 A	Memphis	0 4	71 A	Middle Tenn.	1 2	145 A	Western Ky.	0 2
						94 A	Indiana	0 3	187 A	Southern Miss.	0 2
									199 H	UT Martin	4 1
									219 H	La.-Lafayette	2 0
									262 H	Central Ark.	2 0
									266 H	Jackson St.	4 0
									291 H	La.-Monroe	3 0
									300 A	Murray St.	1 0
									314 A	Grambling	6 2
									321 H	Ark.-Pine Bluff	6 0
LAST 10 GAMES											
			187 A	Southern Miss.	0 2	219 H	La.-Lafayette	2 0			
			262 H	Central Ark.	2 0	291 H	La.-Monroe	3 0			
			199 H	UT Martin	4 1	71 A	Middle Tenn.	1 2			
			266 H	Jackson St.	4 0	145 A	Western Ky.	0 2			
			28 A	Memphis	0 4	314 A	Grambling	6 2			

Non-Div. I Games:

Arkansas St.

Quinnipiac

Through Games Of Sept. 30, 2012

Average RPI Win:	208	WON-LOST	WINNING	LAST 10	STRENGTH OF	OPP. STRENGTH	TEAM	ADJ	CONF.	ADJ CONF.					
Average RPI Loss:	178	RECORD	PCT. RANK	GAMES	SCHEDULE	OF SCHEDULE	RPI	RPI	RPI	RPI					
DIV. I ONLY	6-3-2	.63636	76	5-3-2	249	235	165	.49036	165	29	29				
DIV. I NON-CONF.	4-2-1	.64286	88	3-2-1	207	186	133	.51179	134	29	29				
<hr/>															
TOTALS	RPI 1-25	RPI 26-50		W-L RECORDS		RPI 51-100		RPI 101-150		RPI 150+					
6-3-2	0-0-0	0-0-0		OVERALL		1-1-0		1-0-0		4-2-2					
5-2-0	0-0-0	0-0-0		HOME		1-1-0		1-0-0		3-1-0					
1-1-2	0-0-0	0-0-0		AWAY		0-0-0		0-0-0		1-1-2					
0-0-0	0-0-0	0-0-0		NEUTRAL		0-0-0		0-0-0		0-0-0					
<hr/>															
4-2-1	0-0-0	0-0-0		NON-CONFERENCE		1-1-0		1-0-0		2-1-1					
3-1-0	0-0-0	0-0-0		HOME		1-1-0		1-0-0		1-0-0					
1-1-1	0-0-0	0-0-		AWAY		0-0-0		0-0-0		1-1-1					
0-0-0	0-0-0	0-0-0		NEUTRAL		0-0-0		0-0-0		0-0-0					
<hr/>															
2-1-1	0-0-0	0-0-0		CONFERENCE		0-0-0		0-0-0		2-1-1					
2-1-0	0-0-0	0-0-0		HOME		0-0-0		0-0-0		2-1-0					
0-0-1	0-0-0	0-0-0		AWAY		0-0-0		0-0-0		0-0-1					
0-0-0	0-0-0	0-0-0		NEUTRAL		0-0-0		0-0-0		0-0-0					
<hr/>															
RPI	S	Opponent	Score	RPI	S	Opponent	Score	RPI	S	Opponent	Score				
				84 H Harvard				0	3	127 H Hartford		1	0		
				89 H Providence				1	0	188 A Holy Cross				1	0
										217 H Monmouth				0	1
										231 A LIU Brooklyn				0	0
										232 A Siena				0	1
										269 H Fairleigh Dickinson				1	0
										277 A NJIT				0	0
										286 H Central Conn. St.				1	0
										287 H Vermont				2	1
				LAST 10 GAMES											
84 H Harvard				0	3	217 H Monmouth				0	1				
127 H Hartford				1	0	231 A LIU Brooklyn				0	0				
277 A NJIT				0	0	286 H Central Conn. St.				1	0				
188 A Holy Cross				1	0	269 H Fairleigh Dickinson				1	0				
287 H Vermont				2	1	232 A Siena				0	1				

Non-Div. I Games:

Quinnipiac

Average RPI Win: 266		WON-LOST	WINNING	LAST 10	STRENGTH OF		OPP. STRENGTH	TEAM	ADJ	CONF.	ADJ CONF.
Average RPI Loss: 59		RECORD	PCT. RANK	GAMES	SCHEDULE		OF SCHEDULE	RPI	RPI	RPI	RPI
DIV. I ONLY		6-2-1	.72222	44	6-2-1		306	167	166	.48999	166
DIV. I NON-CONF.		3-2-0	.6	111	3-2-0		305	153	221	.45338	221
TOTALS		RPI 1-25	RPI 26-50		W-L RECORDS		RPI 51-100		RPI 101-150		RPI 150+
6-2-1		0-1-0	0-0-0		OVERALL		0-1-0		1-0-0		5-0-1
3-0-1		0-0-0	0-0-0		HOME		0-0-0		1-0-0		2-0-1
3-2-0		0-1-0	0-0-0		AWAY		0-1-0		0-0-0		3-0-0
0-0-0		0-0-0	0-0-0		NEUTRAL		0-0-0		0-0-0		0-0-0
3-2-0		0-1-0	0-0-0		NON-CONFERENCE		0-1-0		0-0-0		3-0-0
2-0-0		0-0-0	0-0-0		HOME		0-0-0		0-0-0		2-0-0
1-2-0		0-1-0	0-0-		AWAY		0-1-0		0-0-0		1-0-0
0-0-0		0-0-0	0-0-0		NEUTRAL		0-0-0		0-0-0		0-0-0
3-0-1		0-0-0	0-0-0		CONFERENCE		0-0-0		1-0-0		2-0-1
1-0-1		0-0-0	0-0-0		HOME		0-0-0		1-0-0		0-0-1
2-0-0		0-0-0	0-0-0		AWAY		0-0-0		0-0-0		2-0-0
0-0-0		0-0-0	0-0-0		NEUTRAL		0-0-0		0-0-0		0-0-0
RPI S	Opponent	Score		RPI S	Opponent	Score		RPI S	Opponent	Score	
17 A	Virginia	0	5					100 A	East Tenn. St.	0	1
								125 H	Campbell	3	0
								196 H	High Point	2	2
								272 A	UNC Asheville	3	2
								293 A	Delaware St.	1	0
								294 H	Old Dominion	3	1
								301 A	Presbyterian	2	0
								308 H	Howard	1	0
LAST 10 GAMES											
	294 H	Old Dominion	3	1		272 A	UNC Asheville	3	2		
	100 A	East Tenn. St.	0	1		301 A	Presbyterian	2	0		
	17 A	Virginia	0	5		125 H	Campbell	3	0		
	308 H	Howard	1	0		196 H	High Point	2	2		
						293 A	Delaware St.	1	0		

Non-Div. I Games: Southern Va. 9 0

Radford

Average RPI Win: 186		WON-LOST RECORD	WINNING PCT. RANK		LAST 10 GAMES	STRENGTH OF SCHEDULE	OPP. STRENGTH OF SCHEDULE	TEAM RPI	ADJ RPI	CONF. RPI	ADJ CONF. RPI						
Average RPI Loss: 112																	
DIV. I ONLY		5-7-0	.41667	216	4-6-0	129	121	167	.48905	167	18	18					
DIV. I NON-CONF.		5-6-0	.45455	187	4-5-0	122	119	152	.50222	151	18	18					
<hr/>																	
TOTALS		RPI 1-25		RPI 26-50		W-L RECORDS		RPI 51-100		RPI 101-150		RPI 150+					
5-7-0		0-1-0		0-1-0		OVERALL		1-2-0		1-1-0		3-2-0					
3-2-0		0-0-0		0-1-0		HOME		1-0-0		1-1-0		1-0-0					
1-4-0		0-0-0		0-0-0		AWAY		0-2-0		0-0-0		1-2-0					
1-1-0		0-1-0		0-0-0		NEUTRAL		0-0-0		0-0-0		1-0-0					
5-6-0		0-1-0		0-1-0		NON-CONFERENCE		1-2-0		1-1-0		3-1-0					
3-2-0		0-0-0		0-1-0		HOME		1-0-0		1-1-0		1-0-0					
1-3-0		0-0-0		0-0-		AWAY		0-2-0		0-0-0		1-1-0					
1-1-0		0-1-0		0-0-0		NEUTRAL		0-0-0		0-0-0		1-0-0					
0-1-0		0-0-0		0-0-0		CONFERENCE		0-0-0		0-0-0		0-1-0					
0-0-0		0-0-0		0-0-0		HOME		0-0-0		0-0-0		0-0-0					
0-1-0		0-0-0		0-0-0		AWAY		0-0-0		0-0-0		0-1-0					
0-0-0		0-0-0		0-0-0		NEUTRAL		0-0-0		0-0-0		0-0-0					
RPI	S	Opponent		Score		RPI	S	Opponent		Score		RPI	S	Opponent		Score	
16	N	Long Beach St.		0	2	39	H	Iowa		1	2	88	A	Cal St. Fullerton		0	3
												89	A	Providence		1	3
												93	H	Syracuse		1	0
							</										

Non-Div. I Games:

Army

Average RPI Win:	256	WON-LOST	WINNING	LAST 10	STRENGTH OF	OPP. STRENGTH	TEAM	ADJ	CONF.	ADJ CONF.			
Average RPI Loss:	90	RECORD	PCT. RANK	GAMES	SCHEDULE	OF SCHEDULE	RPI	RPI	RPI	RPI			
DIV. I ONLY		6-6-2	.5	159	4-4-2	158	221	168	.48823	168	20	20	
DIV. I NON-CONF.		6-5-1	.54167	151	4-3-1	176	194	158	.49717	158	21	21	
<hr/>													
TOTALS	RPI 1-25	RPI 26-50		W-L RECORDS		RPI 51-100		RPI 101-150		RPI 150+			
6-6-2	0-0-0	0-1-0		OVERALL		0-3-0		0-2-0		6-0-2			
4-1-2	0-0-0	0-0-0		HOME		0-1-0		0-0-0		4-0-2			
2-5-0	0-0-0	0-1-0		AWAY		0-2-0		0-2-0		2-0-0			
0-0-0	0-0-0	0-0-0		NEUTRAL		0-0-0		0-0-0		0-0-0			
<hr/>													
6-5-1	0-0-0	0-1-0		NON-CONFERENCE		0-3-0		0-1-0		6-0-1			
4-1-1	0-0-0	0-0-0		HOME		0-1-0		0-0-0		4-0-1			
2-4-0	0-0-0	0-0-		AWAY		0-2-0		0-1-0		2-0-0			
0-0-0	0-0-0	0-0-0		NEUTRAL		0-0-0		0-0-0		0-0-0			
<hr/>													
0-1-1	0-0-0	0-0-0		CONFERENCE		0-0-0		0-1-0		0-0-1			
0-0-1	0-0-0	0-0-0		HOME		0-0-0		0-0-0		0-0-1			
0-1-0	0-0-0	0-0-0		AWAY		0-0-0		0-1-0		0-0-0			
0-0-0	0-0-0	0-0-0		NEUTRAL		0-0-0		0-0-0		0-0-0			
<hr/>													
RPI	S	Opponent	Score	RPI	S	Opponent	Score	RPI	S	Opponent	Score		
				43	A	Kansas	1 4	65	H	North Texas	0 1		
								83	A	Arkansas	0 1		
								94	A	Indiana	1 4		
										112	A	Tulsa	1 2
										144	A	Drake	0 3
										177	A	Oral Roberts	3 1
										211	H	SIU Edwardsville	0 0
										241	A	UMKC	2 1
										259	H	Western Ill.	1 0
										267	H	Evansville	0 0
										283	H	North Dakota St.	1 0
										285	H	Neb. Omaha	3 0
										290	H	UALR	5 0
<hr/>													
LAST 10 GAMES													
				267	H	Evansville	0 0	241	A	UMKC	2 1		
				43	A	Kansas	1 4	144	A	Drake	0 3		
				177	A	Oral Roberts	3 1	283	H	North Dakota St.	1 0		
				112	A	Tulsa	1 2	259	H	Western Ill.	1 0		
				94	A	Indiana	1 4	211	H	SIU Edwardsville	0 0		

Non-Div. I Games:

Missouri St.

Average RPI Win: 202		WON-LOST	WINNING	LAST 10	STRENGTH OF		OPP. STRENGTH	TEAM	ADJ	CONF.	ADJ CONF.
Average RPI Loss: 118		RECORD	PCT. RANK	GAMES	SCHEDULE		OF SCHEDULE	RPI	RPI	RPI	RPI
DIV. I ONLY		5-6-1	.45833	188	5-4-1		146	184	169	.48803	169
DIV. I NON-CONF.		4-4-0	.5	152	4-2-0		110	173	136	.51022	136
TOTALS		RPI 1-25	RPI 26-50		W-L RECORDS		RPI 51-100		RPI 101-150		RPI 150+
5-6-1	0-0-0	0-1-0		OVERALL		1-2-0		1-1-0		3-2-1	
3-3-1	0-0-0	0-0-0		HOME		0-0-0		0-1-0		3-2-1	
2-3-0	0-0-0	0-1-0		AWAY		1-2-0		1-0-0		0-0-0	
0-0-0	0-0-0	0-0-0		NEUTRAL		0-0-0		0-0-0		0-0-0	
4-4-0	0-0-0	0-1-0		NON-CONFERENCE		0-2-0		1-1-0		3-0-0	
3-1-0	0-0-0	0-0-0		HOME		0-0-0		0-1-0		3-0-0	
1-3-0	0-0-0	0-0-		AWAY		0-2-0		1-0-0		0-0-0	
0-0-0	0-0-0	0-0-0		NEUTRAL		0-0-0		0-0-0		0-0-0	
1-2-1	0-0-0	0-0-0		CONFERENCE		1-0-0		0-0-0		0-2-1	
0-2-1	0-0-0	0-0-0		HOME		0-0-0		0-0-0		0-2-1	
1-0-0	0-0-0	0-0-0		AWAY		1-0-0		0-0-0		0-0-0	
0-0-0	0-0-0	0-0-0		NEUTRAL		0-0-0		0-0-0		0-0-0	
RPI S	Opponent	Score	RPI S	Opponent	Score	RPI S	Opponent	Score	RPI S	Opponent	Score
			38 A	West Virginia	1 2	72 A	Charlotte	0 1	125 H	Campbell	1 2
						99 A	UNC Greensboro	1 0	136 A	Winthrop	2 1
						100 A	East Tenn. St.	2 3	171 H	Davidson	0 2
									202 H	Ga. Southern	1 2
									225 H	Tennessee Tech	1 0
									246 H	Albany (NY)	3 1
									256 H	Elon	1 1
									304 H	Gardner-Webb	2 0
LAST 10 GAMES											
			202 H	Ga. Southern	1 2	171 H	Davidson	0 2			
			225 H	Tennessee Tech	1 0	99 A	UNC Greensboro	1 0			
			100 A	East Tenn. St.	2 3	256 H	Elon	1 1			
			246 H	Albany (NY)	3 1	125 H	Campbell	1 2			
			136 A	Winthrop	2 1	304 H	Gardner-Webb	2 0			

Non-Div. I Games:

Western Caro.

Average RPI Win:		194	WON-LOST RECORD		WINNING PCT. RANK	LAST 10 GAMES	STRENGTH OF SCHEDULE		OPP. STRENGTH OF SCHEDULE	TEAM RPI	ADJ RPI	CONF. RPI	ADJ CONF. RPI
Average RPI Loss:		121											
DIV. I ONLY			6-5-1		.54167 137	5-5-0	225		123	171	.48592 170	9	9
DIV. I NON-CONF.			5-4-1		.55 137	4-4-0	220		147	172	.48926 172	9	9
TOTALS		RPI 1-25	RPI 26-50		W-L RECORDS		RPI 51-100		RPI 101-150		RPI 150+		
6-5-1	0-0-0		0-1-0		OVERALL		0-1-0		2-2-0		4-1-1		
4-1-0	0-0-0		0-1-0		HOME		0-0-0		1-0-0		3-0-0		
1-2-1	0-0-0		0-0-0		AWAY		0-0-0		1-2-0		0-0-1		
1-2-0	0-0-0		0-0-0		NEUTRAL		0-1-0		0-0-0		1-1-0		
5-4-1	0-0-0		0-1-0		NON-CONFERENCE		0-1-0		1-1-0		4-1-1		
4-1-0	0-0-0		0-1-0		HOME		0-0-0		1-0-0		3-0-0		
0-1-1	0-0-0		0-0-		AWAY		0-0-0		0-1-0		0-0-1		
1-2-0	0-0-0		0-0-0		NEUTRAL		0-1-0		0-0-0		1-1-0		
1-1-0	0-0-0		0-0-0		CONFERENCE		0-0-0		1-1-0		0-0-0		
0-0-0	0-0-0		0-0-0		HOME		0-0-0		0-0-0		0-0-0		
1-1-0	0-0-0		0-0-0		AWAY		0-0-0		1-1-0		0-0-0		
0-0-0	0-0-0		0-0-0		NEUTRAL		0-0-0		0-0-0		0-0-0		
RPI S	Opponent	Score	RPI S	Opponent	Score	RPI S	Opponent	Score	RPI S	Opponent	Score		
			40 H	California	1 2		81 N	New Mexico	0 2	119 A	Cal Poly	0 1	
									124 H	Fresno St.	2 1		
									139 A	St. Mary's (CA)	0 1		
									141 A	UC Santa Barbara	2 1		
									172 H	Nevada	2 1		
									220 A	Sacramento St.	0 0		
									222 H	Northern Ariz.	3 0		
									224 N	CSU Bakersfield	0 1		
									230 H	San Jose St.	3 1		
									276 N	Lamar	4 0		
LAST 10 GAMES													
			119 A	Cal Poly	0 1		141 A	UC Santa Barbara	2 1				
			222 H	Northern Ariz.	3 0		81 N	New Mexico	0 2				
			40 H	California	1 2		276 N	Lamar	4 0				
			230 H	San Jose St.	3 1		224 N	CSU Bakersfield	0 1				
			172 H	Nevada	2 1		139 A	St. Mary's (CA)	0 1				

Non-Div. I Games:

UC Davis

Average RPI Win: 195		WON-LOST RECORD		WINNING PCT. RANK		LAST 10 GAMES		STRENGTH OF SCHEDULE		OPP. STRENGTH OF SCHEDULE		TEAM RPI		ADJ RPI		CONF. RPI		ADJ CONF. RPI	
DIV. I ONLY		4-6-2		.41667 216		3-5-2		147		132		178		.48544 171		19		17	
DIV. I NON-CONF.		2-4-2		.375 223		1-3-2		83		101		157		.4993 156		19		19	
TOTALS		RPI 1-25		RPI 26-50		W-L RECORDS		RPI 51-100		RPI 101-150		RPI 150+							
4-6-2		0-0-0		0-0-0		OVERALL		1-4-1		0-0-0		3-2-1							
2-2-2		0-0-0		0-0-0		HOME		0-1-1		0-0-0		2-1-1							
2-4-0		0-0-0		0-0-0		AWAY		1-3-0		0-0-0		1-1-0							
0-0-0		0-0-0		0-0-0		NEUTRAL		0-0-0		0-0-0		0-0-0							
2-4-2		0-0-0		0-0-0		NON-CONFERENCE		1-3-1		0-0-0		1-1-1							
1-1-2		0-0-0		0-0-0		HOME		0-0-1		0-0-0		1-1-1							
1-3-0		0-0-0		0-0-		AWAY		1-3-0		0-0-0		0-0-0							
0-0-0		0-0-0		0-0-0		NEUTRAL		0-0-0		0-0-0		0-0-0							
2-2-0		0-0-0		0-0-0		CONFERENCE		0-1-0		0-0-0		2-1-0							
1-1-0		0-0-0		0-0-0		HOME		0-1-0		0-0-0		1-0-0							
1-1-0		0-0-0		0-0-0		AWAY		0-0-0		0-0-0		1-1-0							
0-0-0		0-0-0		0-0-0		NEUTRAL		0-0-0		0-0-0		0-0-0							
RPI	S	Opponent		Score	RPI	S	Opponent		Score	RPI	S	Opponent		Score					
							52	A	UNC Wilmington	2	3		169	A	Western Caro.	2	0		
							64	A	William & Mary	0	3		174	H	North Florida	0	0		
							72	A	Charlotte	1	0		182	A	Appalachian St.	0	1		
							86	H	Clemson	1	1		214	H	Liberty	0	1		
							87	H	Samford	0	2		225	H	Tennessee Tech	2	0		
							92	A	East Carolina	0	3		315	H	Chattanooga	3	0		
LAST 10 GAMES																			
							182	A	Appalachian St.	0	1		169	A	Western Caro.	2	0		
							174	H	North Florida	0	0		87	H	Samford	0	2		
							86	H	Clemson	1	1		315	H	Chattanooga	3	0		
							52	A	UNC Wilmington	2	3		64	A	William & Mary	0	3		
							92	A	East Carolina	0	3		72	A	Charlotte	1	0		

Non-Div. I Games:

Davidson

Average RPI Win: 199		WON-LOST RECORD		WINNING PCT. RANK		LAST 10 GAMES		STRENGTH OF SCHEDULE		OPP. STRENGTH OF SCHEDULE		TEAM RPI		ADJ RPI		CONF. RPI		ADJ CONF. RPI	
DIV. I ONLY		4-7-1		.375 233		3-6-1		108		138		173		.48519 172		10		10	
DIV. I NON-CONF.		4-6-1		.40909 215		3-5-1		151		163		194		.47634 194		10		10	
TOTALS		RPI 1-25		RPI 26-50		W-L RECORDS		RPI 51-100		RPI 101-150		RPI 150+							
4-7-1		0-1-0		0-2-0		OVERALL		1-0-0		0-1-1		3-3-0							
2-1-1		0-0-0		0-1-0		HOME		0-0-0		0-0-1		2-0-0							
2-6-0		0-1-0		0-1-0		AWAY		1-0-0		0-1-0		1-3-0							
0-0-0		0-0-0		0-0-0		NEUTRAL		0-0-0		0-0-0		0-0-0							
4-6-1		0-0-0		0-2-0		NON-CONFERENCE		1-0-0		0-1-1		3-3-0							
2-1-1		0-0-0		0-1-0		HOME		0-0-0		0-0-1		2-0-0							
2-5-0		0-0-0		0-0-		AWAY		1-0-0		0-1-0		1-3-0							
0-0-0		0-0-0		0-0-0		NEUTRAL		0-0-0		0-0-0		0-0-0							
0-1-0		0-1-0		0-0-0		CONFERENCE		0-0-0		0-0-0		0-0-0							
0-0-0		0-0-0		0-0-0		HOME		0-0-0		0-0-0		0-0-0							
0-1-0		0-1-0		0-0-0		AWAY		0-0-0		0-0-0		0-0-0							
0-0-0		0-0-0		0-0-0		NEUTRAL		0-0-0		0-0-0		0-0-0							
RPI	S	Opponent		Score		RPI	S	Opponent		Score		RPI	S	Opponent		Score			
7	A	San Diego St.		0 3		40	H	California		0 3		98	A	TCU		1 0			
						47	A	Texas Tech											
												</							

Non-Div. I Games:

Nevada

Average RPI Win: 251		WON-LOST	WINNING	LAST 10	STRENGTH OF		OPP. STRENGTH	TEAM	ADJ		CONF.	ADJ CONF.
Average RPI Loss: 95		RECORD	PCT. RANK	GAMES	SCHEDULE		OF SCHEDULE	RPI	RPI		RPI	RPI
DIV. I ONLY		5-3-3	.59091	106	4-3-3		242	193	172		.48512	173
DIV. I NON-CONF.		5-2-3	.65	81	4-2-3		223	230	148		.50421	149
TOTALS		RPI 1-25	RPI 26-50		W-L RECORDS		RPI 51-100		RPI 101-150		RPI 150+	
5-3-3		0-0-0	0-0-0		OVERALL		0-1-0		0-2-1		5-0-2	
5-0-2		0-0-0	0-0-0		HOME		0-0-0		0-0-1		5-0-1	
0-3-1		0-0-0	0-0-0		AWAY		0-1-0		0-2-0		0-0-1	
0-0-0		0-0-0	0-0-0		NEUTRAL		0-0-0		0-0-0		0-0-0	
5-2-3		0-0-0	0-0-0		NON-CONFERENCE		0-1-0		0-1-1		5-0-2	
5-0-2		0-0-0	0-0-0		HOME		0-0-0		0-0-1		5-0-1	
0-2-1		0-0-0	0-0-		AWAY		0-1-0		0-1-0		0-0-1	
0-0-0		0-0-0	0-0-0		NEUTRAL		0-0-0		0-0-0		0-0-0	
0-1-0		0-0-0	0-0-0		CONFERENCE		0-0-0		0-1-0		0-0-0	
0-0-0		0-0-0	0-0-0		HOME		0-0-0		0-0-0		0-0-0	
0-1-0		0-0-0	0-0-0		AWAY		0-0-0		0-1-0		0-0-0	
0-0-0		0-0-0	0-0-0		NEUTRAL		0-0-0		0-0-0		0-0-0	
RPI S	Opponent	Score	RPI S	Opponent	Score	RPI S	Opponent	Score	RPI S	Opponent	Score	
						54 A	Colorado	0 2	101 H	Colgate	1 1	
									107 A	St. John's (NY)	1 2	
									124 A	Fresno St.	0 3	
									203 H	Bryant	1 0	
									207 H	Montana	1 0	
									234 H	Eastern Wash.	0 0	
									255 H	Sam Houston St.	2 1	
									269 A	Fairleigh Dickinson	0 0	
									276 H	Lamar	3 0	
									313 H	Robert Morris	3 0	
LAST 10 GAMES												
			124 A	Fresno St.	0 3	255 H	Sam Houston St.	2 1				
			234 H	Eastern Wash.	0 0	54 A	Colorado	0 2				
			269 A	Fairleigh Dickinson	0 0	101 H	Colgate	1 1				
			107 A	St. John's (NY)	1 2	203 H	Bryant	1 0				
			207 H	Montana	1 0	313 H	Robert Morris	3 0				

Non-Div. I Games:

Air Force

Average RPI Win: 283		WON-LOST	WINNING	LAST 10	STRENGTH OF		OPP. STRENGTH	TEAM	ADJ	CONF.	ADJ CONF.
Average RPI Loss: 105		RECORD	PCT. RANK	GAMES	SCHEDULE		OF SCHEDULE	RPI	RPI	RPI	RPI
DIV. I ONLY		4-6-2	.41667	216	4-4-2		104	259	174	.4849	174
DIV. I NON-CONF.		2-6-1	.27778	266	2-4-1		58	245	200	.47391	198
TOTALS		RPI 1-25	RPI 26-50		W-L RECORDS		RPI 51-100		RPI 101-150		RPI 150+
4-6-2	0-1-0	0-0-0		OVERALL		0-2-0		0-2-0		4-1-2	
2-2-1	0-0-0	0-0-0		HOME		0-0-0		0-1-0		2-1-1	
2-4-1	0-1-0	0-0-0		AWAY		0-2-0		0-1-0		2-0-1	
0-0-0	0-0-0	0-0-0		NEUTRAL		0-0-0		0-0-0		0-0-0	
2-6-1	0-1-0	0-0-0		NON-CONFERENCE		0-2-0		0-2-0		2-1-1	
2-2-0	0-0-0	0-0-0		HOME		0-0-0		0-1-0		2-1-0	
0-4-1	0-1-0	0-0-		AWAY		0-2-0		0-1-0		0-0-1	
0-0-0	0-0-0	0-0-0		NEUTRAL		0-0-0		0-0-0		0-0-0	
2-0-1	0-0-0	0-0-0		CONFERENCE		0-0-0		0-0-0		2-0-1	
0-0-1	0-0-0	0-0-0		HOME		0-0-0		0-0-0		0-0-1	
2-0-0	0-0-0	0-0-0		AWAY		0-0-0		0-0-0		2-0-0	
0-0-0	0-0-0	0-0-0		NEUTRAL		0-0-0		0-0-0		0-0-0	
RPI S	Opponent	Score		RPI S	Opponent	Score		RPI S	Opponent	Score	
15 A	UCF	1	3					72 A	Charlotte	1	2
								86 A	Clemson	0	2
								109 H	Navy	3	5
								146 A	Furman	0	2
								171 A	Davidson	0	0
								185 H	Jacksonville	1	1
								202 H	Ga. Southern	0	1
								263 A	Northern Ky.	3	2
								265 H	South Carolina St.	2	0
								298 A	Lipscomb	3	2
								304 H	Gardner-Webb	3	0
LAST 10 GAMES											
185 H	Jacksonville	1	1	263 A	Northern Ky.	3	2				
109 H	Navy	3	5	298 A	Lipscomb	3	2				
202 H	Ga. Southern	0	1	15 A	UCF	1	3				
304 H	Gardner-Webb	3	0	171 A	Davidson	0	0				
265 H	South Carolina St.	2	0	72 A	Charlotte	1	2				

Non-Div. I Games:

North Florida

Average RPI Win:	221	WON-LOST	WINNING	LAST 10	STRENGTH OF	OPP. STRENGTH	TEAM	ADJ	CONF.	ADJ CONF.			
Average RPI Loss:	199	RECORD	PCT. RANK	GAMES	SCHEDULE	OF SCHEDULE	RPI	RPI	RPI	RPI			
DIV. I ONLY	8-4-0	.66667	65	7-3-0	278	218	170	.48457	175	27	27		
DIV. I NON-CONF.	5-3-0	.625	95	4-2-0	218	236	155	.49801	157	27	28		
<hr/>													
TOTALS	RPI 1-25	RPI 26-50		W-L RECORDS		RPI 51-100		RPI 101-150		RPI 150+			
8-4-0	0-0-0	0-0-0		OVERALL		1-0-0		1-1-0		6-3-0			
5-1-0	0-0-0	0-0-0		HOME		1-0-0		1-1-0		3-0-0			
3-3-0	0-0-0	0-0-0		AWAY		0-0-0		0-0-0		3-3-0			
0-0-0	0-0-0	0-0-0		NEUTRAL		0-0-0		0-0-0		0-0-0			
5-3-0	0-0-0	0-0-0		NON-CONFERENCE		1-0-0		1-1-0		3-2-0			
3-1-0	0-0-0	0-0-0		HOME		1-0-0		1-1-0		1-0-0			
2-2-0	0-0-0	0-0-		AWAY		0-0-0		0-0-0		2-2-0			
0-0-0	0-0-0	0-0-0		NEUTRAL		0-0-0		0-0-0		0-0-0			
3-1-0	0-0-0	0-0-0		CONFERENCE		0-0-0		0-0-0		3-1-0			
2-0-0	0-0-0	0-0-0		HOME		0-0-0		0-0-0		2-0-0			
1-1-0	0-0-0	0-0-0		AWAY		0-0-0		0-0-0		1-1-0			
0-0-0	0-0-0	0-0-0		NEUTRAL		0-0-0		0-0-0		0-0-0			
RPI	S	Opponent	Score	RPI	S	Opponent	Score	RPI	S	Opponent	Score		
						100 H	East Tenn. St.	2	1	110 H	Drexel	2	0
										130 H	VCU	0	3
										156 H	Richmond	2	1
										182 A	Appalachian St.	0	3
										189 A	Coastal Caro.	0	2
										249 A	Charleston So.	2	0
										271 A	UMBC	1	0
										272 H	UNC Asheville	4	0
										296 A	Cleveland St.	1	3
										301 H	Presbyterian	2	1
										308 A	Howard	1	0
LAST 10 GAMES													
						189 A	Coastal Caro.	0	2	249 A	Charleston So.	2	0
						271 A	UMBC	1	0	301 H	Presbyterian	2	1
						182 A	Appalachian St.	0	3	272 H	UNC Asheville	4	0
						308 A	Howard	1	0	296 A	Cleveland St.	1	3
						156 H	Richmond	2	1	100 H	East Tenn. St.	2	1

Non-Div. I Games:

Longwood

Average RPI Win: 235		WON-LOST	WINNING	LAST 10	STRENGTH OF		OPP. STRENGTH	TEAM	ADJ	CONF.	ADJ CONF.
Average RPI Loss: 168		RECORD	PCT. RANK	GAMES	SCHEDULE		OF SCHEDULE	RPI	RPI	RPI	RPI
DIV. I ONLY		7-5-1	.57692	117	4-5-1		216	250	175	.48444	176
DIV. I NON-CONF.		7-3-1	.68182	74	4-3-1		251	261	159	.49622	159
TOTALS		RPI 1-25	RPI 26-50		W-L RECORDS		RPI 51-100		RPI 101-150		RPI 150+
7-5-1	0-0-0	0-0-0		OVERALL		0-1-0		1-0-0		6-4-1	
7-4-0	0-0-0	0-0-0		HOME		0-1-0		1-0-0		6-3-0	
0-1-1	0-0-0	0-0-0		AWAY		0-0-0		0-0-0		0-1-1	
0-0-0	0-0-0	0-0-0		NEUTRAL		0-0-0		0-0-0		0-0-0	
7-3-1	0-0-0	0-0-0		NON-CONFERENCE		0-0-0		1-0-0		6-3-1	
7-2-0	0-0-0	0-0-0		HOME		0-0-0		1-0-0		6-2-0	
0-1-1	0-0-0	0-0-		AWAY		0-0-0		0-0-0		0-1-1	
0-0-0	0-0-0	0-0-0		NEUTRAL		0-0-0		0-0-0		0-0-0	
0-2-0	0-0-0	0-0-0		CONFERENCE		0-1-0		0-0-0		0-1-0	
0-2-0	0-0-0	0-0-0		HOME		0-1-0		0-0-0		0-1-0	
0-0-0	0-0-0	0-0-0		AWAY		0-0-0		0-0-0		0-0-0	
0-0-0	0-0-0	0-0-0		NEUTRAL		0-0-0		0-0-0		0-0-0	
RPI S	Opponent	Score	RPI S	Opponent	Score	RPI S	Opponent	Score	RPI S	Opponent	Score
						58 H Dayton		2 7	135 H Stony Brook		3 2
									178 H Maine		1 2
									188 H Holy Cross		0 1
									198 H Xavier		0 1
									203 H Bryant		2 1
									216 A Iona		1 2
									227 A New Hampshire		2 2
									232 H Siena		3 1
									246 H Albany (NY)		3 1
									268 H Manhattan		2 0
									277 H NJIT		1 0
									287 H Vermont		2 1
LAST 10 GAMES											
						58 H Dayton		2 7	198 H Xavier		0 1
						227 A New Hampshire		2 2	246 H Albany (NY)		3 1
						188 H Holy Cross		0 1	178 H Maine		1 2
						203 H Bryant		2 1	287 H Vermont		2 1
						216 A Iona		1 2	268 H Manhattan		2 0

Non-Div. I Games:

Rhode Island

Average RPI Win:	240	WON-LOST	WINNING	LAST 10	STRENGTH OF	OPP. STRENGTH	TEAM	ADJ	CONF.	ADJ CONF.	
Average RPI Loss:	98	RECORD	PCT. RANK	GAMES	SCHEDULE	OF SCHEDULE	RPI	RPI	RPI	RPI	
DIV. I ONLY	5-3-2	.6	101	5-2-2	265	139	176	.48443	177	23	23
DIV. I NON-CONF.	4-3-2	.55556	131	4-2-2	267	114	202	.47152	202	28	27
<hr/>											
TOTALS	RPI 1-25	RPI 26-50		W-L RECORDS		RPI 51-100		RPI 101-150		RPI 150+	
5-3-2	0-0-0	0-0-0		OVERALL		0-2-0		1-0-1		4-1-1	
1-2-0	0-0-0	0-0-0		HOME		0-1-0		0-0-0		1-1-0	
4-1-2	0-0-0	0-0-0		AWAY		0-1-0		1-0-1		3-0-1	
0-0-0	0-0-0	0-0-0		NEUTRAL		0-0-0		0-0-0		0-0-0	
<hr/>											
4-3-2	0-0-0	0-0-0		NON-CONFERENCE		0-2-0		1-0-1		3-1-1	
0-2-0	0-0-0	0-0-0		HOME		0-1-0		0-0-0		0-1-0	
4-1-2	0-0-0	0-0-		AWAY		0-1-0		1-0-1		3-0-1	
0-0-0	0-0-0	0-0-0		NEUTRAL		0-0-0		0-0-0		0-0-0	
<hr/>											
1-0-0	0-0-0	0-0-0		CONFERENCE		0-0-0		0-0-0		1-0-0	
1-0-0	0-0-0	0-0-0		HOME		0-0-0		0-0-0		1-0-0	
0-0-0	0-0-0	0-0-0		AWAY		0-0-0		0-0-0		0-0-0	
0-0-0	0-0-0	0-0-0		NEUTRAL		0-0-0		0-0-0		0-0-0	
<hr/>											
RPI	S	Opponent	Score	RPI	S	Opponent	Score	RPI	S	Opponent	Score
								62	A	SMU	1 2
								65	H	North Texas	1 2
								111	A	Oklahoma	1 0
								112	A	Tulsa	1 1
								168	H	Missouri St.	1 3
								241	A	UMKC	0 0
								243	A	Creighton	1 0
								257	H	Northwestern St.	5 0
								285	A	Neb. Omaha	2 0
								303	A	Mississippi Val.	4 0
<hr/>											
				LAST 10 GAMES							
				243	A	Creighton	1 0	285	A	Neb. Omaha	2 0
				257	H	Northwestern St.	5 0	303	A	Mississippi Val.	4 0
				62	A	SMU	1 2	112	A	Tulsa	1 1
				241	A	UMKC	0 0	111	A	Oklahoma	1 0
				65	H	North Texas	1 2	168	H	Missouri St.	1 3

Non-Div. I Games: Rogers St. 2 0

Oral Roberts

Average RPI Win: 243		WON-LOST	WINNING	LAST 10	STRENGTH OF	OPP. STRENGTH	TEAM	ADJ	CONF.	ADJ CONF.		
Average RPI Loss: 108		RECORD	PCT. RANK	GAMES	SCHEDULE	OF SCHEDULE	RPI	RPI	RPI	RPI		
DIV. I ONLY		5-4-2	.54545	127	5-3-2	213	183	177	.48394	178	17	19
DIV. I NON-CONF.		4-3-1	.5625	127	4-2-1	117	207	127	.5203	127	17	17
<hr/>												
TOTALS		RPI 1-25		RPI 26-50		W-L RECORDS		RPI 51-100		RPI 101-150		RPI 150+
5-4-2		0-0-0		0-0-0		OVERALL		0-2-0		0-1-1		5-1-1
2-2-1		0-0-0		0-0-0		HOME		0-1-0		0-0-1		2-1-0
2-2-1		0-0-0		0-0-0		AWAY		0-1-0		0-1-0		2-0-1
1-0-0		0-0-0		0-0-0		NEUTRAL		0-0-0		0-0-0		1-0-0
4-3-1		0-0-0		0-0-0		NON-CONFERENCE		0-2-0		0-0-1		4-1-0
1-2-1		0-0-0		0-0-0		HOME		0-1-0		0-0-1		1-1-0
2-1-0		0-0-0		0-0-		AWAY		0-1-0		0-0-0		2-0-0
1-0-0		0-0-0		0-0-0		NEUTRAL		0-0-0		0-0-0		1-0-0
1-1-1		0-0-0		0-0-0		CONFERENCE		0-0-0		0-1-0		1-0-1
1-0-0		0-0-0		0-0-0		HOME		0-0-0		0-0-0		1-0-0
0-1-1		0-0-0		0-0-0		AWAY		0-0-0		0-1-0		0-0-1
0-0-0		0-0-0		0-0-0		NEUTRAL		0-0-0		0-0-0		0-0-0
RPI	S	Opponent	Score	RPI	S	Opponent	Score	RPI	S	Opponent	Score	
						60 H Dartmouth	1 3			103 A Boston U.	0 2	
						67 A Connecticut	0 3			142 H Fairfield	0 0	
										176 A Rhode Island	2 1	
										203 H Bryant	1 2	
										242 H Citadel	5 1	
										247 N Francis Marion	1 0	
										265 A South Carolina St.	1 0	
										271 A UMBC	1 1	
										287 H Vermont	3 2	
<hr/>												
LAST 10 GAMES												
						271 A UMBC	1 1			103 A Boston U.	0 2	
						247 N Francis Marion	1 0			287 H Vermont	3 2	
						265 A South Carolina St.	1 0			176 A Rhode Island	2 1	
						67 A Connecticut	0 3			142 H Fairfield	0 0	
						242 H Citadel	5 1			60 H Dartmouth	1 3	

Non-Div. I Games:

Maine

Average RPI Win: 238		WON-LOST	WINNING	LAST 10	STRENGTH OF	OPP. STRENGTH	TEAM	ADJ	CONF.	ADJ CONF.		
Average RPI Loss: 127		RECORD	PCT. RANK	GAMES	SCHEDULE	OF SCHEDULE	RPI	RPI	RPI	RPI		
DIV. I ONLY		5-4-2	.54545	127	5-3-2	206	225	179	.4826	179	14	14
DIV. I NON-CONF.		4-3-0	.57143	118	4-2-0	202	223	163	.49388	163	15	15
<hr/>												
TOTALS		RPI 1-25		RPI 26-50		W-L RECORDS		RPI 51-100		RPI 101-150		RPI 150+
5-4-2		0-0-0		0-0-0		OVERALL		0-1-0		0-3-0		5-0-2
2-2-1		0-0-0		0-0-0		HOME		0-0-0		0-2-0		2-0-1
3-2-1		0-0-0		0-0-0		AWAY		0-1-0		0-1-0		3-0-1
0-0-0		0-0-0		0-0-0		NEUTRAL		0-0-0		0-0-0		0-0-0
4-3-0		0-0-0		0-0-0		NON-CONFERENCE		0-1-0		0-2-0		4-0-0
2-1-0		0-0-0		0-0-0		HOME		0-0-0		0-1-0		2-0-0
2-2-0		0-0-0		0-0-		AWAY		0-1-0		0-1-0		2-0-0
0-0-0		0-0-0		0-0-0		NEUTRAL		0-0-0		0-0-0		0-0-0
1-1-2		0-0-0		0-0-0		CONFERENCE		0-0-0		0-1-0		1-0-2
0-1-1		0-0-0		0-0-0		HOME		0-0-0		0-1-0		0-0-1
1-0-1		0-0-0		0-0-0		AWAY		0-0-0		0-0-0		1-0-1
0-0-0		0-0-0		0-0-0		NEUTRAL		0-0-0		0-0-0		0-0-0
RPI	S	Opponent	Score	RPI	S	Opponent	Score	RPI	S	Opponent	Score	

Non-Div. I Games:

Northern Ill.

Average RPI Win:		207	WON-LOST RECORD		WINNING PCT. RANK		LAST 10 GAMES		STRENGTH OF SCHEDULE		OPP. STRENGTH OF SCHEDULE		TEAM RPI		ADJ RPI		CONF. RPI		ADJ CONF. RPI				
DIV. I ONLY			5-6-1		.45833 188		4-5-1		183		122		180		.48198 180		21		21				
DIV. I NON-CONF.			4-5-0		.44444 191		3-4-0		194		71		184		.48044 184		20		20				
TOTALS		RPI 1-25		RPI 26-50				W-L RECORDS		RPI 51-100				RPI 101-150				RPI 150+					
5-6-1		0-1-0		0-1-0				OVERALL		2-2-0				0-0-0				3-2-1					
2-5-1		0-1-0		0-1-0				HOME		0-1-0				0-0-0				2-2-1					
2-0-0		0-0-0		0-0-0				AWAY		2-0-0				0-0-0				0-0-0					
1-1-0		0-0-0		0-0-0				NEUTRAL		0-1-0				0-0-0				1-0-0					
4-5-0		0-1-0		0-1-0				NON-CONFERENCE		2-1-0				0-0-0				2-2-0					
1-4-0		0-1-0		0-1-0				HOME		0-0-0				0-0-0				1-2-0					
2-0-0		0-0-0		0-0-				AWAY		2-0-0				0-0-0				0-0-0					
1-1-0		0-0-0		0-0-0				NEUTRAL		0-1-0				0-0-0				1-0-0					
1-1-1		0-0-0		0-0-0				CONFERENCE		0-1-0				0-0-0				1-0-1					
1-1-1		0-0-0		0-0-0				HOME		0-1-0				0-0-0				1-0-1					
0-0-0		0-0-0		0-0-0				AWAY		0-0-0				0-0-0				0-0-0					
0-0-0		0-0-0		0-0-0				NEUTRAL		0-0-0				0-0-0				0-0-0					
RPI	S	Opponent		Score		RPI	S	Opponent		Score		RPI	S	Opponent		Score		RPI	S	Opponent		Score	
18	H	Tennessee		0	2	49	H	Alabama		0	1	83	A	Arkansas		1	0	153	H	Mercer		1	1
												87	A	Samford		2	1	163	H	Georgia St.		1	2
												96	N	South Fla.		0	2	199	H	UT Martin		0	2
												100	H	East Tenn. St.		1	3	244	N	Eastern Ky.		3	0
																		307	H	Alabama A&M		9	0
																		312	H	USC Upstate		3	0
				</																			

Average RPI Win: 184		WON-LOST RECORD		WINNING PCT. RANK		LAST 10 GAMES		STRENGTH OF SCHEDULE		OPP. STRENGTH OF SCHEDULE		TEAM RPI		ADJ RPI		CONF. RPI		ADJ CONF. RPI	
DIV. I ONLY		5-4-3		.54167 137		5-4-1		247		113		182		.48033 181		5		5	
DIV. I NON-CONF.		5-3-3		.59091 114		5-3-1		239		129		166		.49341 164		5		5	
TOTALS		RPI 1-25		RPI 26-50		W-L RECORDS		RPI 51-100		RPI 101-150		RPI 150+							
5-4-3		0-0-0		0-1-0		OVERALL		0-1-0		1-1-1		4-1-2							
4-1-2		0-0-0		0-0-0		HOME		0-1-0		1-0-1		3-0-1							
1-3-1		0-0-0		0-1-0		AWAY		0-0-0		0-1-0		1-1-1							
0-0-0		0-0-0		0-0-0		NEUTRAL		0-0-0		0-0-0		0-0-0							
5-3-3		0-0-0		0-1-0		NON-CONFERENCE		0-0-0		1-1-1		4-1-2							
4-0-2		0-0-0		0-0-0		HOME		0-0-0		1-0-1		3-0-1							
1-3-1		0-0-0		0-0-		AWAY		0-0-0		0-1-0		1-1-1							
0-0-0		0-0-0		0-0-0		NEUTRAL		0-0-0		0-0-0		0-0-0							
0-1-0		0-0-0		0-0-0		CONFERENCE		0-1-0		0-0-0		0-0-0							
0-1-0		0-0-0		0-0-0		HOME		0-1-0		0-0-0		0-0-0							
0-0-0		0-0-0		0-0-0		AWAY		0-0-0		0-0-0		0-0-0							
0-0-0		0-0-0		0-0-0		NEUTRAL		0-0-0		0-0-0		0-0-0							
RPI	S	Opponent		Score		RPI	S	Opponent		Score		RPI	S	Opponent		Score			
				40	A	California	0	3	66	H	San Diego	0	2	124	H	Fresno St.	1	1	
														141	A	UC Santa Barbara	1	3	
														149	H	Valparaiso	1	0	
														162	H	Pacific	1	0	
														172	H	Nevada	2	0	
														218	A	UC Riverside	1	0	
														220	H	Sacramento St.	4	1	
														222	H	Northern Ariz.	1	1	
														224	A	CSU Bakersfield	1	2	
														230	A	San Jose St.	1	1	
				LAST 10 GAMES															
				66	H	San Diego	0	2	149	H	Valparaiso	1	0						
				40	A	California	0	3	218	A	UC Riverside	1	0						
				220	H	Sacramento St.	4	1	141	A	UC Santa Barbara	1	3						
				224	A	CSU Bakersfield	1	2	172	H	Nevada	2	0						
				162	H	Pacific	1	0	222	H	Northern Ariz.	1	1						

Non-Div. I Games:

San Francisco

Average RPI Win: 217		WON-LOST	WINNING	LAST 10	STRENGTH OF		OPP. STRENGTH	TEAM	ADJ	CONF.	ADJ CONF.
Average RPI Loss: 162		RECORD	PCT. RANK	GAMES	SCHEDULE		OF SCHEDULE	RPI	RPI	RPI	RPI
DIV. I ONLY		6-5-0	.54545	127	6-4-0		215	210	181	.47937	182
DIV. I NON-CONF.		3-4-0	.42857	209	3-3-0		252	195	234	.43753	235
TOTALS		RPI 1-25	RPI 26-50		W-L RECORDS		RPI 51-100		RPI 101-150		RPI 150+
6-5-0	0-0-0	0-0-0		OVERALL		0-2-0		0-1-0		6-2-0	
3-2-0	0-0-0	0-0-0		HOME		0-1-0		0-0-0		3-1-0	
3-3-0	0-0-0	0-0-0		AWAY		0-1-0		0-1-0		3-1-0	
0-0-0	0-0-0	0-0-0		NEUTRAL		0-0-0		0-0-0		0-0-0	
3-4-0	0-0-0	0-0-0		NON-CONFERENCE		0-1-0		0-1-0		3-2-0	
1-1-0	0-0-0	0-0-0		HOME		0-0-0		0-0-0		1-1-0	
2-3-0	0-0-0	0-0-0		AWAY		0-1-0		0-1-0		2-1-0	
0-0-0	0-0-0	0-0-0		NEUTRAL		0-0-0		0-0-0		0-0-0	
3-1-0	0-0-0	0-0-0		CONFERENCE		0-1-0		0-0-0		3-0-0	
2-1-0	0-0-0	0-0-0		HOME		0-1-0		0-0-0		2-0-0	
1-0-0	0-0-0	0-0-0		AWAY		0-0-0		0-0-0		1-0-0	
0-0-0	0-0-0	0-0-0		NEUTRAL		0-0-0		0-0-0		0-0-0	
RPI S	Opponent	Score	RPI S	Opponent	Score	RPI S	Opponent	Score	RPI S	Opponent	Score
						86 A	Clemson	0 1	147 A	North Carolina St.	1 3
						99 H	UNC Greensboro	2 3	171 H	Davidson	1 0
									175 H	Longwood	3 0
									196 H	High Point	1 2
									202 H	Ga. Southern	1 0
									228 A	Belmont	1 0
									256 A	Elon	2 1
									272 A	UNC Asheville	4 2
									280 A	Austin Peay	1 3
LAST 10 GAMES											
						171 H	Davidson	1 0	202 H	Ga. Southern	1 0
						175 H	Longwood	3 0	256 A	Elon	2 1
						196 H	High Point	1 2	99 H	UNC Greensboro	2 3
						228 A	Belmont	1 0	272 A	UNC Asheville	4 2
						280 A	Austin Peay	1 3	147 A	North Carolina St.	1 3

Non-Div. I Games:

Appalachian St.

Houston Baptist

Houston Baptist

Average RPI Win:	174	WON-LOST RECORD	WINNING PCT. RANK	LAST 10 GAMES	STRENGTH OF SCHEDULE	OPP. STRENGTH OF SCHEDULE	TEAM RPI	ADJ RPI	CONF. RPI	ADJ CONF. RPI		
DIV. I ONLY		4-8-1	.34615	247	2-8-0	124	93	185	.47846	184	7	7
DIV. I NON-CONF.		3-3-1	.5	152	1-3-0	229	86	185	.47974	185	7	7
<hr/>												
TOTALS	RPI 1-25	RPI 26-50		W-L RECORDS		RPI 51-100		RPI 101-150		RPI 150+		
4-8-1	0-1-0	0-1-0		OVERALL		0-4-0		2-2-0		2-0-1		
3-3-0	0-0-0	0-0-0		HOME		0-1-0		1-2-0		2-0-0		
1-3-1	0-1-0	0-1-0		AWAY		0-1-0		1-0-0		0-0-1		
0-2-0	0-0-0	0-0-0		NEUTRAL		0-2-0		0-0-0		0-0-0		
3-3-1	0-0-0	0-0-0		NON-CONFERENCE		0-2-0		1-1-0		2-0-1		
2-1-0	0-0-0	0-0-0		HOME		0-0-0		0-1-0		2-0-0		
1-0-1	0-0-0	0-0-		AWAY		0-0-0		1-0-0		0-0-1		
0-2-0	0-0-0	0-0-0		NEUTRAL		0-2-0		0-0-0		0-0-0		
1-5-0	0-1-0	0-1-0		CONFERENCE		0-2-0		1-1-0		0-0-0		
1-2-0	0-0-0	0-0-0		HOME		0-1-0		1-1-0		0-0-0		
0-3-0	0-1-0	0-1-0		AWAY		0-1-0		0-0-0		0-0-0		
0-0-0	0-0-0	0-0-0		NEUTRAL		0-0-0		0-0-0		0-0-0		
RPI	S	Opponent	Score	RPI	S	Opponent	Score	RPI	S	Opponent	Score	
20	A	Notre Dame	0 7	48	A	Marquette	0 5	51	N	UC Irvine	1 2	
								54	N	Colorado	1 2	
								93	H	Syracuse	0 1	
								96	A	South Fla.	1 4	
								102	H	Nebraska	1 2	
								107	H	St. John's (NY)	1 0	
								115	H	DePaul	0 1	
								147	A	North Carolina St.	3 1	
								197	H	Northeastern	2 1	
								244	H	Eastern Ky.	2 0	
								256	A	Elon	1 1	
<hr/>												
LAST 10 GAMES												
				48	A	Marquette	0 5	96	A	South Fla.	1 4	
				54	N	Colorado	1 2	93	H	Syracuse	0 1	
				51	N	UC Irvine	1 2	107	H	St. John's (NY)	1 0	
				102	H	Nebraska	1 2	20	A	Notre Dame	0 7	
				244	H	Eastern Ky.	2 0	115	H	DePaul	0 1	

Non-Div. I Games:

Cincinnati

Average RPI Win:	267	WON-LOST	WINNING	LAST 10	STRENGTH OF	OPP. STRENGTH	TEAM	ADJ	CONF.	ADJ CONF.		
Average RPI Loss:	122	RECORD	PCT. RANK	GAMES	SCHEDULE	OF SCHEDULE	RPI	RPI	RPI	RPI		
DIV. I ONLY	5-4-2	.54545	127	4-4-2	217	230	186	.47839	185	21	21	
DIV. I NON-CONF.	3-4-1	.4375	200	2-4-1	169	225	203	.46978	203	20	20	
<hr/>												
TOTALS	RPI 1-25	RPI 26-50		W-L RECORDS		RPI 51-100		RPI 101-150		RPI 150+		
5-4-2	0-0-0	0-0-0		OVERALL		0-0-0		0-4-0		5-0-2		
1-1-1	0-0-0	0-0-0		HOME		0-0-0		0-1-0		1-0-1		
4-3-1	0-0-0	0-0-0		AWAY		0-0-0		0-3-0		4-0-1		
0-0-0	0-0-0	0-0-0		NEUTRAL		0-0-0		0-0-0		0-0-0		
<hr/>												
3-4-1	0-0-0	0-0-0		NON-CONFERENCE		0-0-0		0-4-0		3-0-1		
1-1-1	0-0-0	0-0-0		HOME		0-0-0		0-1-0		1-0-1		
2-3-0	0-0-0	0-0-		AWAY		0-0-0		0-3-0		2-0-0		
0-0-0	0-0-0	0-0-0		NEUTRAL		0-0-0		0-0-0		0-0-0		
<hr/>												
2-0-1	0-0-0	0-0-0		CONFERENCE		0-0-0		0-0-0		2-0-1		
0-0-0	0-0-0	0-0-0		HOME		0-0-0		0-0-0		0-0-0		
2-0-1	0-0-0	0-0-0		AWAY		0-0-0		0-0-0		2-0-1		
0-0-0	0-0-0	0-0-0		NEUTRAL		0-0-0		0-0-0		0-0-0		
<hr/>												
RPI	S	Opponent	Score	RPI	S	Opponent	Score	RPI	S	Opponent	Score	
								109	H	Navy	1	2
								113	A	FIU	1	2
								121	A	South Carolina	0	3
								146	A	Furman	1	3
								174	A	North Florida	1	1
								202	H	Ga. Southern	0	0
								209	H	Col. of Charleston	1	0
								263	A	Northern Ky.	2	1
								264	A	Fla. Atlantic	1	0
								298	A	Lipscomb	2	1
								301	A	Presbyterian	3	1
								<hr/>				
LAST 10 GAMES												
174	A	North Florida	1	1	298	A	Lipscomb	2	1			
202	H	Ga. Southern	0	0	263	A	Northern Ky.	2	1			
109	H	Navy	1	2	209	H	Col. of Charleston	1	0			
121	A	South Carolina	0	3	146	A	Furman	1	3			
113	A	FIU	1	2	301	A	Presbyterian	3	1			

Non-Div. I Games:

Jacksonville

Average RPI Win: 244		WON-LOST	WINNING	LAST 10	STRENGTH OF		OPP. STRENGTH	TEAM	ADJ	CONF.	ADJ CONF.							
Average RPI Loss: 88		RECORD	PCT. RANK	GAMES	SCHEDULE		OF SCHEDULE	RPI	RPI	RPI	RPI							
DIV. I ONLY		5-6-1	.45833	188	5-4-1		196	116	187	.4783	186	28	28					
DIV. I NON-CONF.		2-5-1	.3125	255	2-3-1		149	74	212	.46209	212	25	25					
<hr/>																		
TOTALS		RPI 1-25		RPI 26-50		W-L RECORDS		RPI 51-100		RPI 101-150		RPI 150+						
5-6-1		0-0-0		0-2-0		OVERALL		0-1-0		0-3-1		5-0-0						
3-3-1		0-0-0		0-1-0		HOME		0-1-0		0-1-1		3-0-0						
1-2-0		0-0-0		0-0-0		AWAY		0-0-0		0-2-0		1-0-0						
1-1-0		0-0-0		0-1-0		NEUTRAL		0-0-0		0-0-0		1-0-0						
2-5-1		0-0-0		0-2-0		NON-CONFERENCE		0-1-0		0-2-1		2-0-0						
1-3-1		0-0-0		0-1-0		HOME		0-1-0		0-1-1		1-0-0						
0-1-0		0-0-0		0-0-		AWAY		0-0-0		0-1-0		0-0-0						
1-1-0		0-0-0		0-1-0		NEUTRAL		0-0-0		0-0-0		1-0-0						
3-1-0		0-0-0		0-0-0		CONFERENCE		0-0-0		0-1-0		3-0-0						
2-0-0		0-0-0		0-0-0		HOME		0-0-0		0-0-0		2-0-0						
1-1-0		0-0-0		0-0-0		AWAY		0-0-0		0-1-0		1-0-0						
0-0-0		0-0-0		0-0-0		NEUTRAL		0-0-0		0-0-0		0-0-0						
RPI	S	Opponent		Score		RPI	S	Opponent		Score		RPI	S	Opponent		Score		
				33	H	Oregon St.	1	2	76	H	Oregon	0	1	106	H	Utah St.	0	0
				37	N	Utah	0	2						122	A	Seattle	0	1
														123	A	Northern Colo.	0	1
														139	H	St. Mary's (CA)	0	2
														190	H	Boise St.	2	1
														207	H	Montana	2	0
														234	H	Eastern Wash.	4	0
														285	N	Neb. Omaha	2	1
														302	A	North Dakota	3	1
<hr/>																		
LAST 10 GAMES																		
				234	H	Eastern Wash.	4	0	207	H	Montana	2	0					
				106	H	Utah St.	0	0	302	A	North Dakota	3	1					
				190	H	Boise St.	2	1	123	A	Northern Colo.	0	1					
				122	A	Seattle	0	1	285	N	Neb. Omaha	2	1					
				76	H	Oregon	0	1	37	N	Utah	0	2					

Non-Div. I Games:

Portland St.

Average RPI Win:	225	WON-LOST	WINNING	LAST 10	STRENGTH OF	OPP. STRENGTH	TEAM	ADJ	CONF.	ADJ CONF.	
Average RPI Loss:	126	RECORD	PCT. RANK	GAMES	SCHEDULE	OF SCHEDULE	RPI	RPI	RPI	RPI	
DIV. I ONLY	3-6-1	.35	245	3-6-1	99	189	188	.47824	187	8	8
DIV. I NON-CONF.	3-3-1	.5	152	3-3-1	51	281	116	.52967	116	8	8
<hr/>											
TOTALS	RPI 1-25	RPI 26-50		W-L RECORDS		RPI 51-100		RPI 101-150		RPI 150+	
3-6-1	0-0-0	0-1-0		OVERALL		0-2-0		0-1-0		3-2-1	
2-1-0	0-0-0	0-0-0		HOME		0-1-0		0-0-0		2-0-0	
1-5-1	0-0-0	0-1-0		AWAY		0-1-0		0-1-0		1-2-0	
0-0-0	0-0-0	0-0-0		NEUTRAL		0-0-0		0-0-0		0-0-0	
3-3-1	0-0-0	0-0-0		NON-CONFERENCE		0-1-0		0-1-0		3-1-1	
2-0-0	0-0-0	0-0-0		HOME		0-0-0		0-0-0		2-0-0	
1-3-1	0-0-0	0-0-		AWAY		0-1-0		0-1-0		1-1-1	
0-0-0	0-0-0	0-0-0		NEUTRAL		0-0-0		0-0-0		0-0-0	
0-3-0	0-0-0	0-1-0		CONFERENCE		0-1-0		0-0-0		0-1-0	
0-1-0	0-0-0	0-0-0		HOME		0-1-0		0-0-0		0-0-0	
0-2-0	0-0-0	0-1-0		AWAY		0-0-0		0-0-0		0-1-0	
0-0-0	0-0-0	0-0-0		NEUTRAL		0-0-0		0-0-0		0-0-0	
RPI	S	Opponent	Score	RPI	S	Opponent	Score	RPI	S	Opponent	Score
				28	A	Memphis	2 5	80	H	Rice	0 1
								90	A	Louisiana Tech	1 3
								120	A	Mississippi St.	0 1
								153	A	Mercer	1 1
								164	H	Arkansas St.	2 0
								200	A	South Ala.	0 2
								221	A	Southeastern La.	1 0
								239	A	UAB	0 1
								291	H	La.-Monroe	4 1

Non-Div. I Games:

Southern Miss.

Average RPI Win:	238	WON-LOST	WINNING	LAST 10	STRENGTH OF	OPP. STRENGTH	TEAM	ADJ	CONF.	ADJ CONF.		
Average RPI Loss:	173	RECORD	PCT. RANK	GAMES	SCHEDULE	OF SCHEDULE	RPI	RPI	RPI	RPI		
DIV. I ONLY	5-5-1	.5	159	4-5-1	191	240	189	.478	188	18	18	
DIV. I NON-CONF.	4-5-1	.45	188	3-5-1	185	259	207	.46521	207	18	18	
<hr/>												
TOTALS	RPI 1-25	RPI 26-50		W-L RECORDS		RPI 51-100		RPI 101-150		RPI 150+		
5-5-1	0-0-0	0-0-0		OVERALL		0-0-1		0-2-0		5-3-0		
3-3-1	0-0-0	0-0-0		HOME		0-0-1		0-1-0		3-2-0		
2-2-0	0-0-0	0-0-0		AWAY		0-0-0		0-1-0		2-1-0		
0-0-0	0-0-0	0-0-0		NEUTRAL		0-0-0		0-0-0		0-0-0		
<hr/>												
4-5-1	0-0-0	0-0-0		NON-CONFERENCE		0-0-1		0-2-0		4-3-0		
2-3-1	0-0-0	0-0-0		HOME		0-0-1		0-1-0		2-2-0		
2-2-0	0-0-0	0-0-		AWAY		0-0-0		0-1-0		2-1-0		
0-0-0	0-0-0	0-0-0		NEUTRAL		0-0-0		0-0-0		0-0-0		
<hr/>												
1-0-0	0-0-0	0-0-0		CONFERENCE		0-0-0		0-0-0		1-0-0		
1-0-0	0-0-0	0-0-0		HOME		0-0-0		0-0-0		1-0-0		
0-0-0	0-0-0	0-0-0		AWAY		0-0-0		0-0-0		0-0-0		
0-0-0	0-0-0	0-0-0		NEUTRAL		0-0-0		0-0-0		0-0-0		
<hr/>												
RPI	S	Opponent	Score	RPI	S	Opponent	Score	RPI	S	Opponent	Score	
								127	A	Hartford	0	4
								142	H	Fairfield	1	2
								165	H	Quinnipiac	0	1
								167	H	Army	1	0
								176	A	Rhode Island	1	0
								203	A	Bryant	0	1
								227	H	New Hampshire	1	2
								268	A	Manhattan	1	0
								288	H	Wagner	4	1
								293	H	Delaware St.	3	0
				LAST 10 GAMES								
167 H Army				1	0	268 A Manhattan				1	0	
176 A Rhode Island				1	0	227 H New Hampshire				1	2	
165 H Quinnipiac				0	1	293 H Delaware St.				3	0	
203 A Bryant				0	1	127 A Hartford				0	4	
89 H Providence				1	1	142 H Fairfield				1	2	

Non-Div. I Games:

Holy Cross

Average RPI Win: 227		WON-LOST	WINNING	LAST 10	STRENGTH OF	OPP. STRENGTH	TEAM	ADJ	CONF.	ADJ CONF.		
Average RPI Loss: 160		RECORD	PCT. RANK	GAMES	SCHEDULE	OF SCHEDULE	RPI	RPI	RPI	RPI		
DIV. I ONLY		5-6-0	.45455	194	5-5-0	149	252	184	.47728	189	27	27
DIV. I NON-CONF.		3-4-0	.42857	209	3-3-0	153	210	197	.47323	200	27	28
<hr/>												
TOTALS		RPI 1-25		RPI 26-50		W-L RECORDS		RPI 51-100		RPI 101-150		RPI 150+
5-6-0		0-0-0		0-1-0		OVERALL		0-1-0		0-1-0		5-3-0
3-3-0		0-0-0		0-0-0		HOME		0-1-0		0-0-0		3-2-0
2-3-0		0-0-0		0-1-0		AWAY		0-0-0		0-1-0		2-1-0
0-0-0		0-0-0		0-0-0		NEUTRAL		0-0-0		0-0-0		0-0-0
3-4-0		0-0-0		0-1-0		NON-CONFERENCE		0-1-0		0-0-0		3-2-0
1-3-0		0-0-0		0-0-0		HOME		0-1-0		0-0-0		1-2-0
2-1-0		0-0-0		0-0-		AWAY		0-0-0		0-0-0		2-0-0
0-0-0		0-0-0		0-0-0		NEUTRAL		0-0-0		0-0-0		0-0-0
2-2-0		0-0-0		0-0-0		CONFERENCE		0-0-0		0-1-0		2-1-0
2-0-0		0-0-0		0-0-0		HOME		0-0-0		0-0-0		2-0-0
0-2-0		0-0-0		0-0-0		AWAY		0-0-0		0-1-0		0-1-0
0-0-0		0-0-0		0-0-0		NEUTRAL		0-0-0		0-0-0		0-0-0
RPI	S	Opponent		Score		RPI	S	Opponent		Score		

Non-Div. I Games:

Coastal Caro.

Average RPI Win:	254	WON-LOST	WINNING	LAST 10	STRENGTH OF	OPP. STRENGTH	TEAM	ADJ	CONF.	ADJ CONF.	
Average RPI Loss:	141	RECORD	PCT. RANK	GAMES	SCHEDULE	OF SCHEDULE	RPI	RPI	RPI	RPI	
DIV. I ONLY	5-7-1	.42308	207	3-6-1	139	228	191	.47725	190	10	10
DIV. I NON-CONF.	5-6-1	.45833	185	3-5-1	147	240	183	.48171	182	10	10
<hr/>											
TOTALS	RPI 1-25	RPI 26-50		W-L RECORDS	RPI 51-100		RPI 101-150		RPI 150+		
5-7-1	0-0-0	0-1-1		OVERALL	0-1-0		0-2-0		5-3-0		
4-1-1	0-0-0	0-0-1		HOME	0-0-0		0-0-0		4-1-0		
1-5-0	0-0-0	0-1-0		AWAY	0-1-0		0-2-0		1-1-0		
0-1-0	0-0-0	0-0-0		NEUTRAL	0-0-0		0-0-0		0-1-0		
<hr/>											
5-6-1	0-0-0	0-1-1		NON-CONFERENCE	0-0-0		0-2-0		5-3-0		
4-1-1	0-0-0	0-0-1		HOME	0-0-0		0-0-0		4-1-0		
1-4-0	0-0-0	0-0-		AWAY	0-0-0		0-2-0		1-1-0		
0-1-0	0-0-0	0-0-0		NEUTRAL	0-0-0		0-0-0		0-1-0		
<hr/>											
0-1-0	0-0-0	0-0-0		CONFERENCE	0-1-0		0-0-0		0-0-0		
0-0-0	0-0-0	0-0-0		HOME	0-0-0		0-0-0		0-0-0		
0-1-0	0-0-0	0-0-0		AWAY	0-1-0		0-0-0		0-0-0		
0-0-0	0-0-0	0-0-0		NEUTRAL	0-0-0		0-0-0		0-0-0		
<hr/>											
RPI S	Opponent	Score	RPI S	Opponent	Score	RPI S	Opponent	Score	RPI S	Opponent	Score
			34 A	Washington St.	0 6	81 A	New Mexico	0 1	109 A	Navy	1 2
			37 H	Utah	1 1				138 A	Gonzaga	1 2
									158 A	Penn	1 0
									186 A	Portland St.	1 2
									207 H	Montana	0 1
									234 N	Eastern Wash.	1 3
									254 H	Idaho St.	3 2
									283 H	North Dakota St.	4 1
									285 H	Neb. Omaha	2 0
									289 H	New Mexico St.	1 0

Non-Div. I Games:

Boise St.

Average RPI Win: 287		WON-LOST RECORD		WINNING PCT. RANK		LAST 10 GAMES		STRENGTH OF SCHEDULE		OPP. STRENGTH OF SCHEDULE		TEAM RPI		ADJ RPI		CONF. RPI		ADJ CONF. RPI	
DIV. I ONLY		6-5-2		.53846 150		5-3-2		211		240		190		.47687 191		23		23	
DIV. I NON-CONF.		5-4-2		.54545 146		4-2-2		230		211		192		.47776 192		28		27	
TOTALS		RPI 1-25		RPI 26-50		W-L RECORDS		RPI 51-100		RPI 101-150		RPI 150+							
6-5-2		0-1-0		0-0-0		OVERALL		0-2-1		0-0-0		6-2-1							
2-3-1		0-0-0		0-0-0		HOME		0-1-0		0-0-0		2-2-1							
3-2-1		0-1-0		0-0-0		AWAY		0-1-1		0-0-0		3-0-0							
1-0-0		0-0-0		0-0-0		NEUTRAL		0-0-0		0-0-0		1-0-0							
5-4-2		0-1-0		0-0-0		NON-CONFERENCE		0-2-1		0-0-0		5-1-1							
1-2-1		0-0-0		0-0-0		HOME		0-1-0		0-0-0		1-1-1							
3-2-1		0-1-0		0-0-		AWAY		0-1-1		0-0-0		3-0-0							
1-0-0		0-0-0		0-0-0		NEUTRAL		0-0-0		0-0-0		1-0-0							
1-1-0		0-0-0		0-0-0		CONFERENCE		0-0-0		0-0-0		1-1-0							
1-1-0		0-0-0		0-0-0		HOME		0-0-0		0-0-0		1-1-0							
0-0-0		0-0-0		0-0-0		AWAY		0-0-0		0-0-0		0-0-0							
0-0-0		0-0-0		0-0-0		NEUTRAL		0-0-0		0-0-0		0-0-0							
RPI	S	Opponent		Score		RPI	S	Opponent		Score		RPI	S	Opponent		Score			
21	A	Baylor		0 5								80	H	Rice		0 2			
												90	A	Louisiana Tech		0 1			
												95	A	Jacksonville St.		1 1			
												183	H	Houston Baptist		1 1			
												219	H	La.-Lafayette		1 2			
												221	H	Southeastern La.		2 3			
												260	A	Texas St.		1 0			
												266	N	Jackson St.		2 0			
												276	H	Lamar		1 0			
												291	A	La.-Monroe		2 1			
												311	A	Texas Southern		2 1			
												317	H	Prairie View		5 0			
LAST 10 GAMES																			
						221	H	Southeastern La.		2 3		276	H	Lamar		1 0			
						266	N	Jackson St.		2 0		183	H	Houston Baptist		1 1			
						95	A	Jacksonville St.		1 1		90	A	Louisiana Tech		0 1			
						21	A	Baylor		0 5		260	A	Texas St.		1 0			
						317	H	Prairie View		5 0		291	A	La.-Monroe		2 1			

Non-Div. I Games:

McNeese St.

Average RPI Win:		220	WON-LOST RECORD		WINNING PCT. RANK		LAST 10 GAMES		STRENGTH OF SCHEDULE		OPP. STRENGTH OF SCHEDULE		TEAM RPI		ADJ RPI		CONF. RPI		ADJ CONF. RPI	
Average RPI Loss:		97																		
DIV. I ONLY			3-9-0		.25 276		2-8-0		62		165		193		.47493 192		13		13	
DIV. I NON-CONF.			2-6-0		.25 272		1-5-0		20		155		141		.5076 140		11		11	
TOTALS		RPI 1-25		RPI 26-50		W-L RECORDS		RPI 51-100		RPI 101-150		RPI 150+								
3-9-0		0-1-0		0-1-0		OVERALL		0-3-0		0-1-0		3-3-0								
2-4-0		0-0-0		0-1-0		HOME		0-2-0		0-0-0		2-1-0								
1-4-0		0-1-0		0-0-0		AWAY		0-1-0		0-1-0		1-1-0								
0-1-0		0-0-0		0-0-0		NEUTRAL		0-0-0		0-0-0		0-1-0								
2-6-0		0-1-0		0-1-0		NON-CONFERENCE		0-1-0		0-1-0		2-2-0								
2-2-0		0-0-0		0-1-0		HOME		0-1-0		0-0-0		2-0-0								
0-3-0		0-1-0		0-0-		AWAY		0-0-0		0-1-0		0-1-0								
0-1-0		0-0-0		0-0-0		NEUTRAL		0-0-0		0-0-0		0-1-0								
1-3-0		0-0-0		0-0-0		CONFERENCE		0-2-0		0-0-0		1-1-0								
0-2-0		0-0-0		0-0-0		HOME		0-1-0		0-0-0		0-1-0								
1-1-0		0-0-0		0-0-0		AWAY		0-1-0		0-0-0		1-0-0								
0-0-0		0-0-0		0-0-0		NEUTRAL		0-0-0		0-0-0		0-0-0								
RPI S	Opponent		Score		RPI S	Opponent		Score		RPI S	Opponent		Score		RPI S	Opponent		Score		
17 A	Virginia		1 4		26 H	Georgetown		0 1		64 A	William & Mary		0 2		109 A	Navy		2 3		
										72 H	Charlotte		0 1		156 N	Richmond		0 1		
										74 H	Hofstra		1 3		158 A	Penn		1 2		
															160 H	Marshall		2 1		
															197 H	Northeastern		0 2		
															205 H	Temple		2 0		
															294 A	Old Dominion		5 0		
LAST 10 GAMES																				
															74 H	Hofstra		1 3		
															17 A	Virginia		1 4		
															156 N	Richmond		0 1		
															158 A	Penn		1 2		
															205 H	Temple		2 0		
															197 H	Northeastern		0 2		
															64 A	William & Mary		0 2		
															294 A	Old Dominion		5 0		
															72 H	Charlotte		0 1		
															109 A	Navy		2 3		

Non-Div. I Games:

James Madison

Average RPI Win: 218		WON-LOST	WINNING	LAST 10	STRENGTH OF		OPP. STRENGTH	TEAM	ADJ	CONF.	ADJ CONF.
Average RPI Loss: 140		RECORD	PCT. RANK	GAMES	SCHEDULE		OF SCHEDULE	RPI	RPI	RPI	RPI
DIV. I ONLY		6-5-1	.54167	137	5-4-1		228	205	192	.47446	193
DIV. I NON-CONF.		5-4-1	.55	137	4-3-1		206	171	168	.49043	171
TOTALS		RPI 1-25	RPI 26-50		W-L RECORDS		RPI 51-100		RPI 101-150		RPI 150+
6-5-1	0-0-0	0-2-0		OVERALL		0-0-0		1-0-0		5-3-1	
2-0-1	0-0-0	0-0-0		HOME		0-0-0		0-0-0		2-0-1	
4-5-0	0-0-0	0-2-0		AWAY		0-0-0		1-0-0		3-3-0	
0-0-0	0-0-0	0-0-0		NEUTRAL		0-0-0		0-0-0		0-0-0	
5-4-1	0-0-0	0-2-0		NON-CONFERENCE		0-0-0		1-0-0		4-2-1	
1-0-1	0-0-0	0-0-0		HOME		0-0-0		0-0-0		1-0-1	
4-4-0	0-0-0	0-0-		AWAY		0-0-0		1-0-0		3-2-0	
0-0-0	0-0-0	0-0-0		NEUTRAL		0-0-0		0-0-0		0-0-0	
1-1-0	0-0-0	0-0-0		CONFERENCE		0-0-0		0-0-0		1-1-0	
1-0-0	0-0-0	0-0-0		HOME		0-0-0		0-0-0		1-0-0	
0-1-0	0-0-0	0-0-0		AWAY		0-0-0		0-0-0		0-1-0	
0-0-0	0-0-0	0-0-0		NEUTRAL		0-0-0		0-0-0		0-0-0	
RPI S	Opponent	Score	RPI S	Opponent	Score	RPI S	Opponent	Score	RPI S	Opponent	Score
			30 A	Wisconsin	0 4				115 A	DePaul	1 0
			39 A	Iowa	0 4				161 A	Western Mich.	2 1
									179 A	Northern Ill.	0 3
									210 H	Yale	2 1
									213 A	Toledo	0 3
									237 A	Detroit	0 1
									252 A	Indiana St.	1 0
									275 A	Bowling Green	1 0
									296 H	Cleveland St.	1 0
									310 H	South Dakota	1 1
LAST 10 GAMES											
			237 A	Detroit	0 1		252 A	Indiana St.	1 0		
			210 H	Yale	2 1		296 H	Cleveland St.	1 0		
			179 A	Northern Ill.	0 3		275 A	Bowling Green	1 0		
			213 A	Toledo	0 3		310 H	South Dakota	1 1		
			30 A	Wisconsin	0 4		161 A	Western Mich.	2 1		

Non-Div. I Games:

Loyola Chicago

H
a
w
a
i
i

Hawaii

Hawaii

Average RPI Win: 268		WON-LOST RECORD		WINNING PCT. RANK		LAST 10 GAMES		STRENGTH OF SCHEDULE		OPP. STRENGTH OF SCHEDULE		TEAM RPI		ADJ RPI		CONF. RPI		ADJ CONF. RPI	
DIV. I ONLY		5-3-2		.6 101		5-3-2		250		290		195		.47305 195		26		26	
DIV. I NON-CONF.		5-1-2		.75 44		5-1-2		248		304		140		.50707 143		26		26	
TOTALS		RPI 1-25		RPI 26-50		W-L RECORDS		RPI 51-100		RPI 101-150		RPI 150+							
5-3-2		0-0-0		0-0-0		OVERALL		0-0-0		0-2-0		5-1-2							
3-2-0		0-0-0		0-0-0		HOME		0-0-0		0-1-0		3-1-0							
1-1-2		0-0-0		0-0-0		AWAY		0-0-0		0-1-0		1-0-2							
1-0-0		0-0-0		0-0-0		NEUTRAL		0-0-0		0-0-0		1-0-0							
5-1-2		0-0-0		0-0-0		NON-CONFERENCE		0-0-0		0-1-0		5-0-2							
3-0-0		0-0-0		0-0-0		HOME		0-0-0		0-0-0		3-0-0							
1-1-2		0-0-0		0-0-		AWAY		0-0-0		0-1-0		1-0-2							
1-0-0		0-0-0		0-0-0		NEUTRAL		0-0-0		0-0-0		1-0-0							
0-2-0		0-0-0		0-0-0		CONFERENCE		0-0-0		0-1-0		0-1-0							
0-2-0		0-0-0		0-0-0		HOME		0-0-0		0-1-0		0-1-0							
0-0-0		0-0-0		0-0-0		AWAY		0-0-0		0-0-0		0-0-0							
0-0-0		0-0-0		0-0-0		NEUTRAL		0-0-0		0-0-0		0-0-0							
RPI	S	Opponent		Score	RPI	S	Opponent		Score	RPI	S	Opponent		Score					
										109	A	Navy		0 3					
										142	H	Fairfield		0 1					
										216	H	Iona		0 1					
										217	A	Monmouth		1 1					
										233	A	Mt. St. Mary's		1 0					
										253	N	George Washington		1 0					
										269	H	Fairleigh Dickinson		2 1					
										277	H	NJIT		1 0					
										293	A	Delaware St.		2 2					
										308	H	Howard		2 0					
LAST 10 GAMES																			
					216	H	Iona		0 1	142	H	Fairfield		0 1					
					269	H	Fairleigh Dickinson		2 1	293	A	Delaware St.		2 2					
					233	A	Mt. St. Mary's		1 0	217	A	Monmouth		1 1					
					308	H	Howard		2 0	253	N	George Washington		1 0					
					277	H	NJIT		1 0	109	A	Navy		0 3					

Non-Div. I Games:

Rider

Average RPI Win:	269	WON-LOST RECORD	WINNING PCT. RANK	LAST 10 GAMES	STRENGTH OF SCHEDULE	OPP. STRENGTH OF SCHEDULE	TEAM RPI	ADJ RPI	CONF. RPI	ADJ CONF. RPI			
DIV. I ONLY		3-4-6	.46154	180	3-3-4	187	206	196	.47278	196	27	27	
DIV. I NON-CONF.		1-4-4	.33333	244	1-3-2	123	136	204	.46828	204	27	28	
<hr/>													
TOTALS	RPI 1-25	RPI 26-50		W-L RECORDS		RPI 51-100		RPI 101-150		RPI 150+			
3-4-6	0-0-0	0-2-0		OVERALL		0-2-0		0-0-2		3-0-4			
1-0-2	0-0-0	0-0-0		HOME		0-0-0		0-0-0		1-0-2			
2-4-4	0-0-0	0-2-0		AWAY		0-2-0		0-0-2		2-0-2			
0-0-0	0-0-0	0-0-0		NEUTRAL		0-0-0		0-0-0		0-0-0			
1-4-4	0-0-0	0-2-0		NON-CONFERENCE		0-2-0		0-0-1		1-0-3			
0-0-2	0-0-0	0-0-0		HOME		0-0-0		0-0-0		0-0-2			
1-4-2	0-0-0	0-0-		AWAY		0-2-0		0-0-1		1-0-1			
0-0-0	0-0-0	0-0-0		NEUTRAL		0-0-0		0-0-0		0-0-0			
2-0-2	0-0-0	0-0-0		CONFERENCE		0-0-0		0-0-1		2-0-1			
1-0-0	0-0-0	0-0-0		HOME		0-0-0		0-0-0		1-0-0			
1-0-2	0-0-0	0-0-0		AWAY		0-0-0		0-0-1		1-0-1			
0-0-0	0-0-0	0-0-0		NEUTRAL		0-0-0		0-0-0		0-0-0			
RPI	S	Opponent	Score	RPI	S	Opponent	Score	RPI	S	Opponent	Score		
				38	A	West Virginia	0 6	92	A	East Carolina	1 2		
				45	A	Auburn	1 4	99	A	UNC Greensboro	0 1		
										130	A	VCU	1 1
										136	A	Winthrop	3 3
										166	A	Radford	2 2
										182	A	Appalachian St.	2 1
										202	A	Ga. Southern	1 1
										225	H	Tennessee Tech	1 1
										256	H	Elon	1 1
										304	H	Gardner-Webb	2 1
										322	A	VMI	5 0
				LAST 10 GAMES									
				304	H	Gardner-Webb	2 1	136	A	Winthrop	3 3		
				99	A	UNC Greensboro	0 1	322	A	VMI	5 0		
				92	A	East Carolina	1 2	166	A	Radford	2 2		
				182	A	Appalachian St.	2 1	38	A	West Virginia	0 6		
				202	A	Ga. Southern	1 1	256	H	Elon	1 1		

Non-Div. I Games:

High Point

Average RPI Win: 207		WON-LOST	WINNING	LAST 10	STRENGTH OF		OPP. STRENGTH	TEAM	ADJ	CONF.	ADJ CONF.						
Average RPI Loss: 82		RECORD	PCT. RANK	GAMES	SCHEDULE		OF SCHEDULE	RPI	RPI	RPI	RPI						
DIV. I ONLY		4-7-0	.36364	239	4-6-0		159	74	197	.47273	197	13	13				
DIV. I NON-CONF.		2-6-0	.25	272	2-5-0		102	97	217	.45828	217	11	11				

TOTALS		RPI 1-25		RPI 26-50		W-L RECORDS		RPI 51-100		RPI 101-150		RPI 150+					
4-7-0		0-1-0		0-1-0		OVERALL		0-2-0		0-2-0		4-1-0					
3-4-0		0-0-0		0-0-0		HOME		0-2-0		0-2-0		3-0-0					
1-3-0		0-1-0		0-1-0		AWAY		0-0-0		0-0-0		1-1-0					
0-0-0		0-0-0		0-0-0		NEUTRAL		0-0-0		0-0-0		0-0-0					
2-6-0		0-1-0		0-1-0		NON-CONFERENCE		0-1-0		0-2-0		2-1-0					
2-3-0		0-0-0		0-0-0		HOME		0-1-0		0-2-0		2-0-0					
0-3-0		0-1-0		0-0-		AWAY		0-0-0		0-0-0		0-1-0					
0-0-0		0-0-0		0-0-0		NEUTRAL		0-0-0		0-0-0		0-0-0					
2-1-0		0-0-0		0-0-0		CONFERENCE		0-1-0		0-0-0		2-0-0					
1-1-0		0-0-0		0-0-0		HOME		0-1-0		0-0-0		1-0-0					
1-0-0		0-0-0		0-0-0		AWAY		0-0-0		0-0-0		1-0-0					
0-0-0		0-0-0		0-0-0		NEUTRAL		0-0-0		0-0-0		0-0-0					
RPI	S	Opponent		Score		RPI	S	Opponent		Score		RPI	S	Opponent		Score	
10	A	Boston College		0	2	36	A	Ohio St.		0	3	52	H	UNC Wilmington		2	4
												58	H	Dayton		1	3
														103 H Boston U.		0	3
														129 H Brown		0	1
														163 H Georgia St.		1	0
														184 A Cincinnati		1	2
														192 A James Madison		2	0
														227 H New Hampshire		3	2
														246 H Albany (NY)		2	0

LAST 10 GAMES																	
						192	A	James Madison		2	0	52	H	UNC Wilmington		2	4
						10	A	Boston College		0	2	163	H	Georgia St.		1	0
						227	H	New Hampshire		3	2	246	H	Albany (NY)		2	0
						184	A	Cincinnati		1	2	129	H	Brown		0	1
						36	A	Ohio St.		0	3	58	H	Dayton		1	3

Non-Div. I Games:

Northeastern

Average RPI Win:	260	WON-LOST RECORD	WINNING PCT. RANK	LAST 10 GAMES	STRENGTH OF SCHEDULE	OPP. STRENGTH OF SCHEDULE	TEAM RPI	ADJ RPI	CONF. RPI	ADJ CONF. RPI	
Average RPI Loss:	129										
DIV. I ONLY		6-5-1	.54167 137	5-4-1	230	251	199	.47037 198	12	12	
DIV. I NON-CONF.		5-4-1	.55 137	4-3-1	254	282	216	.45896 216	13	13	
<hr/>											
TOTALS	RPI 1-25		RPI 26-50	W-L RECORDS		RPI 51-100		RPI 101-150		RPI 150+	
6-5-1	0-0-0		0-0-0	OVERALL		0-2-0		0-2-0		6-1-1	
3-1-0	0-0-0		0-0-0	HOME		0-1-0		0-0-0		3-0-0	
3-3-1	0-0-0		0-0-0	AWAY		0-1-0		0-1-0		3-1-1	
0-1-0	0-0-0		0-0-0	NEUTRAL		0-0-0		0-1-0		0-0-0	
5-4-1	0-0-0		0-0-0	NON-CONFERENCE		0-1-0		0-2-0		5-1-1	
3-1-0	0-0-0		0-0-0	HOME		0-1-0		0-0-0		3-0-0	
2-2-1	0-0-0		0-0-	AWAY		0-0-0		0-1-0		2-1-1	
0-1-0	0-0-0		0-0-0	NEUTRAL		0-0-0		0-1-0		0-0-0	
1-1-0	0-0-0		0-0-0	CONFERENCE		0-1-0		0-0-0		1-0-0	
0-0-0	0-0-0		0-0-0	HOME		0-0-0		0-0-0		0-0-0	
1-1-0	0-0-0		0-0-0	AWAY		0-1-0		0-0-0		1-0-0	
0-0-0	0-0-0		0-0-0	NEUTRAL		0-0-0		0-0-0		0-0-0	
RPI	S	Opponent	Score	RPI	S	Opponent	Score	RPI	S	Opponent	Score
						77 A Massachusetts	0 2	118 A Miami (OH)		0 3	
						94 H Indiana	0 5	145 N Western Ky.		0 3	
								176 A Rhode Island		1 0	
								212 A Ball St.		1 2	
								244 H Eastern Ky.		2 0	
								263 A Northern Ky.		1 0	
								267 A Evansville		1 1	
								273 H Morehead St.		2 1	
								298 H Lipscomb		2 1	
								305 A IUPUI		3 0	

Non-Div. I Games:

Xavier

Average RPI Win:	272	WON-LOST	WINNING	LAST 10	STRENGTH OF	OPP. STRENGTH	TEAM	ADJ	CONF.	ADJ CONF.	
Average RPI Loss:	102	RECORD	PCT. RANK	GAMES	SCHEDULE	OF SCHEDULE	RPI	RPI	RPI	RPI	
DIV. I ONLY	5-4-3	.54167	137	5-2-3	256	166	201	.47021	199	24	24
DIV. I NON-CONF.	3-4-2	.44444	191	3-2-2	225	116	209	.46421	208	23	23
<hr/>											
TOTALS	RPI 1-25	RPI 26-50		W-L RECORDS	RPI 51-100		RPI 101-150		RPI 150+		
5-4-3	0-0-0	0-0-0		OVERALL	0-2-1		0-1-0		5-1-2		
3-1-0	0-0-0	0-0-0		HOME	0-1-0		0-0-0		3-0-0		
1-3-3	0-0-0	0-0-0		AWAY	0-1-1		0-1-0		1-1-2		
1-0-0	0-0-0	0-0-0		NEUTRAL	0-0-0		0-0-0		1-0-0		
<hr/>											
3-4-2	0-0-0	0-0-0		NON-CONFERENCE	0-2-1		0-1-0		3-1-1		
1-1-0	0-0-0	0-0-0		HOME	0-1-0		0-0-0		1-0-0		
1-3-2	0-0-0	0-0-		AWAY	0-1-1		0-1-0		1-1-1		
1-0-0	0-0-0	0-0-0		NEUTRAL	0-0-0		0-0-0		1-0-0		
<hr/>											
2-0-1	0-0-0	0-0-0		CONFERENCE	0-0-0		0-0-0		2-0-1		
2-0-0	0-0-0	0-0-0		HOME	0-0-0		0-0-0		2-0-0		
0-0-1	0-0-0	0-0-0		AWAY	0-0-0		0-0-0		0-0-1		
0-0-0	0-0-0	0-0-0		NEUTRAL	0-0-0		0-0-0		0-0-0		
<hr/>											
RPI S	Opponent	Score	RPI S	Opponent	Score	RPI S	Opponent	Score	RPI S	Opponent	Score
						59 H	Vanderbilt	0 2	120 A	Mississippi St.	2 3
						63 A	Purdue	0 2	163 A	Georgia St.	1 1
						82 A	Butler	0 0	164 A	Arkansas St.	1 4
									180 A	Kennesaw St.	2 0
									223 A	Southeast Mo. St.	1 1
									280 H	Austin Peay	2 1
									298 H	Lipscomb	5 1
									300 H	Murray St.	2 1
									303 N	Mississippi Val.	6 1
						<hr/>					
			LAST 10 GAMES								
			300 H Murray St.			2 1	280 H Austin Peay			2 1	
			164 A Arkansas St.			1 4	223 A Southeast Mo. St.			1 1	
			82 A Butler			0 0	180 A Kennesaw St.			2 0	
			63 A Purdue			0 2	163 A Georgia St.			1 1	
			303 N Mississippi Val.			6 1	298 H Lipscomb			5 1	

Non-Div. I Games:

UT Martin

Average RPI Win: 275		WON-LOST RECORD		WINNING PCT. RANK		LAST 10 GAMES		STRENGTH OF SCHEDULE		OPP. STRENGTH OF SCHEDULE		TEAM RPI		ADJ RPI		CONF. RPI		ADJ CONF. RPI			
DIV. I ONLY		6-6-1		.5 159		4-5-1		199		262		198		.47004 200		16		16			
DIV. I NON-CONF.		5-4-1		.55 137		3-3-1		210		288		196		.47322 201		16		16			
TOTALS		RPI 1-25		RPI 26-50		W-L RECORDS		RPI 51-100		RPI 101-150		RPI 150+									
6-6-1		0-0-0		0-1-0		OVERALL		0-1-1		0-2-0		6-2-0									
4-2-1		0-0-0		0-1-0		HOME		0-0-1		0-1-0		4-0-0									
1-4-0		0-0-0		0-0-0		AWAY		0-1-0		0-1-0		1-2-0									
1-0-0		0-0-0		0-0-0		NEUTRAL		0-0-0		0-0-0		1-0-0									
5-4-1		0-0-0		0-1-0		NON-CONFERENCE		0-0-1		0-1-0		5-2-0									
3-1-1		0-0-0		0-1-0		HOME		0-0-1		0-0-0		3-0-0									
1-3-0		0-0-0		0-0-		AWAY		0-0-0		0-1-0		1-2-0									
1-0-0		0-0-0		0-0-0		NEUTRAL		0-0-0		0-0-0		1-0-0									
1-2-0		0-0-0		0-0-0		CONFERENCE		0-1-0		0-1-0		1-0-0									
1-1-0		0-0-0		0-0-0		HOME		0-0-0		0-1-0		1-0-0									
0-1-0		0-0-0		0-0-0		AWAY		0-1-0		0-0-0		0-0-0									
0-0-0		0-0-0		0-0-0		NEUTRAL		0-0-0		0-0-0		0-0-0									
RPI	S	Opponent		Score		RPI	S	Opponent		Score		RPI	S	Opponent		Score					
				49	H	Alabama		0	9	65	A	North Texas		0	4	113	H	FIU		0	1
										90	H	Louisiana Tech		1	1	120	A	Mississippi St.		0	5
																153	A	Mercer		0	1
																187	H	Southern Miss.		2	0
																264	H	Fla. Atlantic		1	0
																280	A	Austin Peay		1	0
																300	A	Murray St.		0	1
																303	N	Mississippi Val.		2	0
																306	H	Alabama St.		2	0
																309	H	Nicholls St.		2	1
LAST 10 GAMES																					
				65	A	North Texas		0	4	264	H	Fla. Atlantic		1	0						
				187	H	Southern Miss.		2	0	113	H	FIU		0	1						
				306	H	Alabama St.		2	0	300	A	Murray St.		0	1						
				49	H	Alabama		0	9	280	A	Austin Peay		1	0						
				120	A	Mississippi St.		0	5	90	H	Louisiana Tech		1	1						

Non-Div. I Games:

South Ala.

U
T
S
A

Tie, Loss, Non-Conf,S Site, H Home, A Away, N Neutral Page 201

Average RPI Win: 252		WON-LOST	WINNING	LAST 10	STRENGTH OF	OPP. STRENGTH	TEAM	ADJ	CONF.	ADJ CONF.		
Average RPI Loss: 144		RECORD	PCT. RANK	GAMES	SCHEDULE	OF SCHEDULE	RPI	RPI	RPI	RPI		
DIV. I ONLY		6-3-3	.625	85	4-3-3	288	214	203	.46957	202	19	17
DIV. I NON-CONF.		4-1-3	.6875	68	2-1-3	294	226	193	.47649	193	19	19
<hr/>												
TOTALS		RPI 1-25		RPI 26-50		W-L RECORDS		RPI 51-100		RPI 101-150		RPI 150+
6-3-3		0-0-0		0-0-0		OVERALL		0-1-0		0-0-0		6-2-3
3-2-1		0-0-0		0-0-0		HOME		0-1-0		0-0-0		3-1-1
3-1-2		0-0-0		0-0-0		AWAY		0-0-0		0-0-0		3-1-2
0-0-0		0-0-0		0-0-0		NEUTRAL		0-0-0		0-0-0		0-0-0
<hr/>												
4-1-3		0-0-0		0-0-0		NON-CONFERENCE		0-0-0		0-0-0		4-1-3
2-1-1		0-0-0		0-0-0		HOME		0-0-0		0-0-0		2-1-1
2-0-2		0-0-0		0-0-		AWAY		0-0-0		0-0-0		2-0-2
0-0-0		0-0-0		0-0-0		NEUTRAL		0-0-0		0-0-0		0-0-0
<hr/>												
2-2-0		0-0-0		0-0-0		CONFERENCE		0-1-0		0-0-0		2-1-0
1-1-0		0-0-0		0-0-0		HOME		0-1-0		0-0-0		1-0-0
1-1-0		0-0-0		0-0-0		AWAY		0-0-0		0-0-0		1-1-0
0-0-0		0-0-0		0-0-0		NEUTRAL		0-0-0		0-0-0		0-0-0
<hr/>												
RPI	S	Opponent	Score	RPI	S	Opponent	Score	RPI	S	Opponent	Score	
								87	H	Samford	1	2
								163	H	Georgia St.	2	3
								169	A	Western Caro.	2	1
								174	A	North Florida	1	0
								182	A	Appalachian St.	0	1
								185	A	Jacksonville	0	0
								196	H	High Point	1	1
								249	A	Charleston So.	1	1
								265	H	South Carolina St.	1	0
								284	A	Stetson	2	0
								304	H	Gardner-Webb	3	0
								315	H	Chattanooga	5	0
LAST 10 GAMES												

Non-Div. I Games:

Ga. Southern

Average RPI Win: 252		WON-LOST	WINNING	LAST 10	STRENGTH OF		OPP. STRENGTH	TEAM	ADJ		CONF.	ADJ CONF.									
Average RPI Loss: 135		RECORD	PCT. RANK	GAMES	SCHEDULE		OF SCHEDULE	RPI	RPI		RPI	RPI									
DIV. I ONLY		7-6-0	.53846	150	5-5-0		251	195	204	.46877	203	29	29								
DIV. I NON-CONF.		5-4-0	.55556	131	3-3-0		247	146	186	.47968	186	29	29								
<hr/>																					
TOTALS		RPI 1-25		RPI 26-50		W-L RECORDS		RPI 51-100		RPI 101-150		RPI 150+									
7-6-0		0-0-0		0-1-0		OVERALL		0-1-0		0-1-0		7-3-0									
4-2-0		0-0-0		0-0-0		HOME		0-1-0		0-1-0		4-0-0									
3-4-0		0-0-0		0-1-0		AWAY		0-0-0		0-0-0		3-3-0									
0-0-0		0-0-0		0-0-0		NEUTRAL		0-0-0		0-0-0		0-0-0									
5-4-0		0-0-0		0-1-0		NON-CONFERENCE		0-1-0		0-0-0		5-2-0									
4-1-0		0-0-0		0-0-0		HOME		0-1-0		0-0-0		4-0-0									
1-3-0		0-0-0		0-0-		AWAY		0-0-0		0-0-0		1-2-0									
0-0-0		0-0-0		0-0-0		NEUTRAL		0-0-0		0-0-0		0-0-0									
2-2-0		0-0-0		0-0-0		CONFERENCE		0-0-0		0-1-0		2-1-0									
0-1-0		0-0-0		0-0-0		HOME		0-0-0		0-1-0		0-0-0									
2-1-0		0-0-0		0-0-0		AWAY		0-0-0		0-0-0		2-1-0									
0-0-0		0-0-0		0-0-0		NEUTRAL		0-0-0		0-0-0		0-0-0									
RPI	S	Opponent		Score		RPI	S	Opponent		Score		RPI	S	Opponent		Score					
				41	A	Colorado Col.		0	4	77	H	Massachusetts		2	3	126	H	Saint Francis (PA)		0	3
																173	A	Air Force		0	1
																176	A	Rhode Island		1	2
																178	A	Maine		2	1
																188	H	Holy Cross		1	0
																217	A	Monmouth		0	1
																242	H	Citadel		5	1
																286	A	Central Conn. St.		2	1
																287	H	Vermont		3	1
																288	A	Wagner		2	0
																293	H	Delaware St.		2	1
<hr/>																					
LAST 10 GAMES														RPI	S	Opponent		Score			
				286	A	Central Conn. St.		2	1	126	H	Saint Francis (PA)		0	3						
				173	A	Air Force		0	1	217	A	Monmouth		0	1						
				41	A	Colorado Col.		0	4	288	A	Wagner		2	0						
				176	A	Rhode Island		1	2	287	H	Vermont		3	1						
				188	H	Holy Cross		1	0	293	H	Delaware St.		2	1						

Non-Div. I Games:

Bryant

Average RPI Win: 252		WON-LOST	WINNING	LAST 10	STRENGTH OF		OPP. STRENGTH	TEAM	ADJ	CONF.	ADJ CONF.
Average RPI Loss: 160		RECORD	PCT. RANK	GAMES	SCHEDULE		OF SCHEDULE	RPI	RPI	RPI	RPI
DIV. I ONLY		6-5-1	.54167	137	4-5-1		229	254	200	.46865	204
DIV. I NON-CONF.		6-3-0	.66667	75	4-3-0		266	262	180	.48237	180
TOTALS		RPI 1-25	RPI 26-50		W-L RECORDS		RPI 51-100		RPI 101-150		RPI 150+
6-5-1	0-0-0	0-0-0		OVERALL		0-0-0		0-3-0		6-2-1	
3-1-1	0-0-0	0-0-0		HOME		0-0-0		0-0-0		3-1-1	
3-4-0	0-0-0	0-0-0		AWAY		0-0-0		0-3-0		3-1-0	
0-0-0	0-0-0	0-0-0		NEUTRAL		0-0-0		0-0-0		0-0-0	
6-3-0	0-0-0	0-0-0		NON-CONFERENCE		0-0-0		0-1-0		6-2-0	
3-1-0	0-0-0	0-0-0		HOME		0-0-0		0-0-0		3-1-0	
3-2-0	0-0-0	0-0-		AWAY		0-0-0		0-1-0		3-1-0	
0-0-0	0-0-0	0-0-0		NEUTRAL		0-0-0		0-0-0		0-0-0	
0-2-1	0-0-0	0-0-0		CONFERENCE		0-0-0		0-2-0		0-0-1	
0-0-1	0-0-0	0-0-0		HOME		0-0-0		0-0-0		0-0-1	
0-2-0	0-0-0	0-0-0		AWAY		0-0-0		0-2-0		0-0-0	
0-0-0	0-0-0	0-0-0		NEUTRAL		0-0-0		0-0-0		0-0-0	
RPI S	Opponent	Score	RPI S	Opponent	Score	RPI S	Opponent	Score	RPI S	Opponent	Score
									127 A	Hartford	0 1
									134 A	Saint Joseph's	0 3
									135 A	Stony Brook	1 2
									157 A	Marist	0 2
									215 A	Bucknell	3 0
									227 H	New Hampshire	0 0
									232 H	Siena	2 1
									235 A	Niagara	1 0
									248 H	St. Bonaventure	0 1
									261 H	Lehigh	4 0
									269 A	Fairleigh Dickinson	1 0
									299 H	Cornell	2 1
LAST 10 GAMES											
									135 A	Stony Brook	1 2
									227 H	New Hampshire	0 0
									299 H	Cornell	2 1
									127 A	Hartford	0 1
									157 A	Marist	0 2
									269 A	Fairleigh Dickinson	1 0
									248 H	St. Bonaventure	0 1
									232 H	Siena	2 1
									261 H	Lehigh	4 0
									134 A	Saint Joseph's	0 3

Non-Div. I Games:

Binghamton

Average RPI Win: 217		WON-LOST	WINNING	LAST 10	STRENGTH OF	OPP. STRENGTH	TEAM	ADJ	CONF.	ADJ CONF.		
Average RPI Loss: 138		RECORD	PCT. RANK	GAMES	SCHEDULE	OF SCHEDULE	RPI	RPI	RPI	RPI		
DIV. I ONLY		3-7-2	.33333	250	3-6-1	109	194	206	.46816	205	12	12
DIV. I NON-CONF.		3-6-2	.36364	233	3-5-1	104	198	198	.47485	196	13	13
<hr/>												
TOTALS		RPI 1-25		RPI 26-50		W-L RECORDS		RPI 51-100		RPI 101-150		RPI 150+
3-7-2		0-0-0		0-0-0		OVERALL		0-2-0		0-2-2		3-3-0
2-2-1		0-0-0		0-0-0		HOME		0-0-0		0-2-1		2-0-0
1-4-1		0-0-0		0-0-0		AWAY		0-1-0		0-0-1		1-3-0
0-1-0		0-0-0		0-0-0		NEUTRAL		0-1-0		0-0-0		0-0-0
3-6-2		0-0-0		0-0-0		NON-CONFERENCE		0-2-0		0-1-2		3-3-0
2-1-1		0-0-0		0-0-0		HOME		0-0-0		0-1-1		2-0-0
1-4-1		0-0-0		0-0-		AWAY		0-1-0		0-0-1		1-3-0
0-1-0		0-0-0		0-0-0		NEUTRAL		0-1-0		0-0-0		0-0-0
0-1-0		0-0-0		0-0-0		CONFERENCE		0-0-0		0-1-0		0-0-0
0-1-0		0-0-0		0-0-0		HOME		0-0-0		0-1-0		0-0-0
0-0-0		0-0-0		0-0-0		AWAY		0-0-0		0-0-0		0-0-0
0-0-0		0-0-0		0-0-0		NEUTRAL		0-0-0		0-0-0		0-0-0
RPI	S	Opponent	Score	RPI	S	Opponent	Score	RPI	S	Opponent	Score	
								69	A	Princeton	0	1
								74	N	Hofstra	1	3
								110	H	Drexel	0	1
								127	H	Hartford	0	0
								134	H	Saint Joseph's	0	1
								135	A	Stony Brook	1	1
								157	A	Marist	1	0
								158	A	Penn	0	2
								192	A	James Madison	0	2
								216	H	Iona	1	0
232	A	Siena	0	1								
277	H	NJIT	1	0								
LAST 10 GAMES												
134	H	Saint Joseph's	0	1	157	A	Marist	1	0			
216	H	Iona	1	0	232	A	Siena	0	1			
158	A	Penn	0	2	127	H	Hartford	0	0			
277	H	NJIT	1	0	110	H	Drexel	0	1			
192	A	James Madison	0	2	69	A	Princeton	0	1			

Non-Div. I Games:

Temple

Average RPI Win: 287		WON-LOST RECORD	WINNING PCT. RANK		LAST 10 GAMES	STRENGTH OF SCHEDULE	OPP. STRENGTH OF SCHEDULE	TEAM RPI	ADJ RPI	CONF. RPI	ADJ CONF. RPI													
Average RPI Loss: 119																								
DIV. I ONLY		5-7-1	.42308	207	3-6-1	150	258	208	.46763	206	16	16												
DIV. I NON-CONF.		5-4-1	.55	137	3-3-1	144	287	156	.49949	155	16	16												
<hr/>																								
TOTALS		RPI 1-25		RPI 26-50		W-L RECORDS		RPI 51-100		RPI 101-150		RPI 150+												
5-7-1		0-0-0		0-1-0		OVERALL		0-2-1		0-2-0		5-2-0												
2-4-1		0-0-0		0-1-0		HOME		0-0-1		0-1-0		2-2-0												
2-3-0		0-0-0		0-0-0		AWAY		0-2-0		0-1-0		2-0-0												
1-0-0		0-0-0		0-0-0		NEUTRAL		0-0-0		0-0-0		1-0-0												
5-4-1		0-0-0		0-1-0		NON-CONFERENCE		0-1-1		0-1-0		5-1-0												
2-2-1		0-0-0		0-1-0		HOME		0-0-1		0-0-0		2-1-0												
2-2-0		0-0-0		0-0-		AWAY		0-1-0		0-1-0		2-0-0												
1-0-0		0-0-0		0-0-0		NEUTRAL		0-0-0		0-0-0		1-0-0												
0-3-0		0-0-0		0-0-0		CONFERENCE		0-1-0		0-1-0		0-1-0												
0-2-0		0-0-0		0-0-0		HOME		0-0-0		0-1-0		0-1-0												
0-1-0		0-0-0		0-0-0		AWAY		0-1-0		0-0-0		0-0-0												
0-0-0		0-0-0		0-0-0		NEUTRAL		0-0-0		0-0-0		0-0-0												
RPI	S	Opponent		Score		RPI	S	Opponent		Score		RPI	S	Opponent		Score								
						42	H	Ole Miss	0	5			52	A	UNC Wilmington	0	4			113	H	FIU	1	2
													65	A	North Texas	1	5			146	A	Furman	0	1
													90	H	Louisiana Tech	0	0			153	H	Mercer	1	4
																				256	N	Elon	2	1
																				264	H	Fla. Atlantic	0	2
																				270	A	Wofford	1	0
																				284	H	Stetson	1	0
																				306	H	Alabama St.	5	3
																				320	A	Alcorn	5	0
<hr/>																								
LAST 10 GAMES																								
						65	A	North Texas	1	5			113	H	FIU	1	2							
						284	H	Stetson	1	0			264	H	Fla. Atlantic	0	2							
						90	H	Louisiana Tech	0	0			153	H	Mercer	1	4							
						146	A	Furman	0	1			52	A	UNC Wilmington	0	4							
						270	A	Wofford	1	0			256	N	Elon	2	1							

Non-Div. I Games:

Troy

Average RPI Win: 225		WON-LOST RECORD		WINNING PCT. RANK		LAST 10 GAMES		STRENGTH OF SCHEDULE		OPP. STRENGTH OF SCHEDULE		TEAM RPI		ADJ RPI		CONF. RPI		ADJ CONF. RPI	
DIV. I ONLY		5-6-2		.46154 180		4-4-2		190		245		205		.46703 207		28		28	
DIV. I NON-CONF.		4-4-1		.5 152		3-2-1		152		205		164		.49259 167		25		25	
TOTALS		RPI 1-25		RPI 26-50		W-L RECORDS		RPI 51-100		RPI 101-150		RPI 150+							
5-6-2		0-0-0		0-1-0		OVERALL		0-2-0		1-0-0		4-3-2							
1-0-2		0-0-0		0-0-0		HOME		0-0-0		0-0-0		1-0-2							
2-5-0		0-0-0		0-0-0		AWAY		0-2-0		1-0-0		1-3-0							
2-1-0		0-0-0		0-1-0		NEUTRAL		0-0-0		0-0-0		2-0-0							
4-4-1		0-0-0		0-1-0		NON-CONFERENCE		0-2-0		1-0-0		3-1-1							
0-0-1		0-0-0		0-0-0		HOME		0-0-0		0-0-0		0-0-1							
2-3-0		0-0-0		0-0-		AWAY		0-2-0		1-0-0		1-1-0							
2-1-0		0-0-0		0-1-0		NEUTRAL		0-0-0		0-0-0		2-0-0							
1-2-1		0-0-0		0-0-0		CONFERENCE		0-0-0		0-0-0		1-2-1							
1-0-1		0-0-0		0-0-0		HOME		0-0-0		0-0-0		1-0-1							
0-2-0		0-0-0		0-0-0		AWAY		0-0-0		0-0-0		0-2-0							
0-0-0		0-0-0		0-0-0		NEUTRAL		0-0-0		0-0-0		0-0-0							
RPI	S	Opponent		Score		RPI	S	Opponent		Score		RPI	S	Opponent		Score			
						47	N		Texas Tech	0	4	97	A		UNLV	1	3		
												98	A		TCU	0	1		
												132	A		Wyoming	2	0		
												173	A		Air Force	0	1		
												186	A		Portland St.	0	2		
												190	A		Boise St.	1	0		
												220	A		Sacramento St.	0	2		
												252	N		Indiana St.	1	0		
												254	H		Idaho St.	1	1		
												274	H		Weber St.	1	0		
												279	N		Idaho	3	2		
												289	H		New Mexico St.	0	0		
LAST 10 GAMES																			
						220	A		Sacramento St.	0	2	186	A		Portland St.	0	2		
						252	N		Indiana St.	1	0	274	H		Weber St.	1	0		
						279	N		Idaho	3	2	254	H		Idaho St.	1	1		
						190	A		Boise St.	1	0	289	H		New Mexico St.	0	0		
						47	N		Texas Tech	0	4	97	A		UNLV	1	3		

Non-Div. I Games:

Montana

Average RPI Win: 243		WON-LOST RECORD		WINNING PCT. RANK		LAST 10 GAMES		STRENGTH OF SCHEDULE		OPP. STRENGTH OF SCHEDULE		TEAM RPI		ADJ RPI		CONF. RPI		ADJ CONF. RPI	
DIV. I ONLY		2-7-1		.25 276		2-7-1		88		148		209		.46673 208		22		22	
DIV. I NON-CONF.		1-5-1		.21429 288		1-5-1		64		64		201		.47374 199		22		22	
TOTALS		RPI 1-25		RPI 26-50		W-L RECORDS		RPI 51-100		RPI 101-150		RPI 150+							
2-7-1		0-0-0		0-3-0		OVERALL		0-0-0		0-3-1		2-1-0							
1-3-1		0-0-0		0-1-0		HOME		0-0-0		0-2-1		1-0-0							
1-4-0		0-0-0		0-2-0		AWAY		0-0-0		0-1-0		1-1-0							
0-0-0		0-0-0		0-0-0		NEUTRAL		0-0-0		0-0-0		0-0-0							
1-5-1		0-0-0		0-3-0		NON-CONFERENCE		0-0-0		0-2-1		1-0-0							
1-2-1		0-0-0		0-1-0		HOME		0-0-0		0-1-1		1-0-0							
0-3-0		0-0-0		0-0-		AWAY		0-0-0		0-1-0		0-0-0							
0-0-0		0-0-0		0-0-0		NEUTRAL		0-0-0		0-0-0		0-0-0							
1-2-0		0-0-0		0-0-0		CONFERENCE		0-0-0		0-1-0		1-1-0							
0-1-0		0-0-0		0-0-0		HOME		0-0-0		0-1-0		0-0-0							
1-1-0		0-0-0		0-0-0		AWAY		0-0-0		0-0-0		1-1-0							
0-0-0		0-0-0		0-0-0		NEUTRAL		0-0-0		0-0-0		0-0-0							
RPI	S	Opponent		Score		RPI	S	Opponent		Score		RPI	S	Opponent		Score			
				30	H	Wisconsin	1	2				116	A	Iowa St.	1	2			
				32	A	Illinois	1	3				118	H	Miami (OH)	2	4			
				48	A	Marquette	0	4				121	H	South Carolina	0	0			
												143	H	Wright St.	0	1			
												237	A	Detroit	2	0			
												248	H	St. Bonaventure	4	0			
												258	A	Youngstown St.	1	2			
LAST 10 GAMES																			
				258	A	Youngstown St.	1	2	237	A	Detroit	2	0						
				118	H	Miami (OH)	2	4	143	H	Wright St.	0	1						
				48	A	Marquette	0	4	116	A	Iowa St.	1	2						
				248	H	St. Bonaventure	4	0	30	H	Wisconsin	1	2						
				121	H	South Carolina	0	0	32	A	Illinois	1	3						

Non-Div. I Games:

Milwaukee

Average RPI Win: 222		WON-LOST	WINNING	LAST 10	STRENGTH OF		OPP. STRENGTH	TEAM	ADJ	CONF.	ADJ CONF.
Average RPI Loss: 140		RECORD	PCT. RANK	GAMES	SCHEDULE		OF SCHEDULE	RPI	RPI	RPI	RPI
DIV. I ONLY		3-8-0	.27273	271	3-7-0		67	268	207	.46628	209
DIV. I NON-CONF.		1-6-0	.14286	292	1-5-0		54	203	228	.44389	231
TOTALS		RPI 1-25	RPI 26-50		W-L RECORDS		RPI 51-100		RPI 101-150		RPI 150+
3-8-0		0-1-0	0-0-0		OVERALL		0-3-0		1-0-0		2-4-0
3-4-0		0-0-0	0-0-0		HOME		0-2-0		1-0-0		2-2-0
0-4-0		0-1-0	0-0-0		AWAY		0-1-0		0-0-0		0-2-0
0-0-0		0-0-0	0-0-0		NEUTRAL		0-0-0		0-0-0		0-0-0
1-6-0		0-1-0	0-0-0		NON-CONFERENCE		0-2-0		0-0-0		1-3-0
1-4-0		0-0-0	0-0-0		HOME		0-2-0		0-0-0		1-2-0
0-2-0		0-1-0	0-0-		AWAY		0-0-0		0-0-0		0-1-0
0-0-0		0-0-0	0-0-0		NEUTRAL		0-0-0		0-0-0		0-0-0
2-2-0		0-0-0	0-0-0		CONFERENCE		0-1-0		1-0-0		1-1-0
2-0-0		0-0-0	0-0-0		HOME		0-0-0		1-0-0		1-0-0
0-2-0		0-0-0	0-0-0		AWAY		0-1-0		0-0-0		0-1-0
0-0-0		0-0-0	0-0-0		NEUTRAL		0-0-0		0-0-0		0-0-0
RPI S	Opponent	Score		RPI S	Opponent	Score		RPI S	Opponent	Score	
5 A	Florida St.	0	4					72 H	Charlotte	1	2
								96 H	South Fla.	1	2
								99 A	UNC Greensboro	1	2
								146 H	Furman	1	0
								161 H	Western Mich.	1	2
								185 A	Jacksonville	0	1
								244 H	Eastern Ky.	1	3
								249 H	Charleston So.	3	1
								256 A	Elon	0	2
								270 H	Wofford	1	0
LAST 10 GAMES											
256 A	Elon	0	2	99 A	UNC Greensboro	1	2				
96 H	South Fla.	1	2	146 H	Furman	1	0				
5 A	Florida St.	0	4	270 H	Wofford	1	0				
249 H	Charleston So.	3	1	185 A	Jacksonville	0	1				
161 H	Western Mich.	1	2	244 H	Eastern Ky.	1	3				

Non-Div. I Games:

Col. of Charleston

Average RPI Win: 246		WON-LOST RECORD		WINNING PCT. RANK		LAST 10 GAMES		STRENGTH OF SCHEDULE		OPP. STRENGTH OF SCHEDULE		TEAM RPI		ADJ RPI		CONF. RPI		ADJ CONF. RPI	
DIV. I ONLY		5-5-0		.5 159		5-5-0		233		178		212		.4662 210		11		11	
DIV. I NON-CONF.		5-3-0		.625 95		5-3-0		265		234		189		.47858 189		12		12	
TOTALS		RPI 1-25		RPI 26-50		W-L RECORDS		RPI 51-100		RPI 101-150		RPI 150+							
5-5-0		0-0-0		0-0-0		OVERALL		0-3-0		1-1-0		4-1-0							
4-1-0		0-0-0		0-0-0		HOME		0-1-0		0-0-0		4-0-0							
1-4-0		0-0-0		0-0-0		AWAY		0-2-0		1-1-0		0-1-0							
0-0-0		0-0-0		0-0-0		NEUTRAL		0-0-0		0-0-0		0-0-0							
5-3-0		0-0-0		0-0-0		NON-CONFERENCE		0-1-0		1-1-0		4-1-0							
4-0-0		0-0-0		0-0-0		HOME		0-0-0		0-0-0		4-0-0							
1-3-0		0-0-0		0-0-		AWAY		0-1-0		1-1-0		0-1-0							
0-0-0		0-0-0		0-0-0		NEUTRAL		0-0-0		0-0-0		0-0-0							
0-2-0		0-0-0		0-0-0		CONFERENCE		0-2-0		0-0-0		0-0-0							
0-1-0		0-0-0		0-0-0		HOME		0-1-0		0-0-0		0-0-0							
0-1-0		0-0-0		0-0-0		AWAY		0-1-0		0-0-0		0-0-0							
0-0-0		0-0-0		0-0-0		NEUTRAL		0-0-0		0-0-0		0-0-0							
RPI	S	Opponent		Score		RPI	S	Opponent		Score		RPI	S	Opponent		Score			

Non-Div. I Games:

Yale

Average RPI Win: 220		WON-LOST	WINNING	LAST 10	STRENGTH OF	OPP. STRENGTH	TEAM	ADJ	CONF.	ADJ CONF.		
Average RPI Loss: 181		RECORD	PCT. RANK	GAMES	SCHEDULE	OF SCHEDULE	RPI	RPI	RPI	RPI		
DIV. I ONLY		4-5-1	.45	201	4-5-1	192	232	211	.46492	211	24	24
DIV. I NON-CONF.		3-3-1	.5	152	3-3-1	161	257	177	.4833	179	23	23
<hr/>												
TOTALS		RPI 1-25		RPI 26-50		W-L RECORDS		RPI 51-100		RPI 101-150		RPI 150+
4-5-1		0-0-0		0-0-0		OVERALL		0-1-0		1-0-0		3-4-1
4-2-0		0-0-0		0-0-0		HOME		0-0-0		1-0-0		3-2-0
0-3-1		0-0-0		0-0-0		AWAY		0-1-0		0-0-0		0-2-1
0-0-0		0-0-0		0-0-0		NEUTRAL		0-0-0		0-0-0		0-0-0
3-3-1		0-0-0		0-0-0		NON-CONFERENCE		0-0-0		1-0-0		2-3-1
3-2-0		0-0-0		0-0-0		HOME		0-0-0		1-0-0		2-2-0
0-1-1		0-0-0		0-0-		AWAY		0-0-0		0-0-0		0-1-1
0-0-0		0-0-0		0-0-0		NEUTRAL		0-0-0		0-0-0		0-0-0
1-2-0		0-0-0		0-0-0		CONFERENCE		0-1-0		0-0-0		1-1-0
1-0-0		0-0-0		0-0-0		HOME		0-0-0		0-0-0		1-0-0
0-2-0		0-0-0		0-0-0		AWAY		0-1-0		0-0-0		0-1-0
0-0-0		0-0-0		0-0-0		NEUTRAL		0-0-0		0-0-0		0-0-0
RPI	S	Opponent	Score	RPI	S	Opponent	Score	RPI	S	Opponent	Score	
						95 A Jacksonville St.	2 3			144 H Drake	1 0	
										152 H Saint Louis	0 1	
										168 A Missouri St.	0 0	
										179 H Northern Ill.	0 1	
										225 A Tennessee Tech	0 1	
										241 H UMKC	2 1	
										245 H Eastern Ill.	1 0	
										251 H UNI	2 0	
										252 A Indiana St.	0 2	
<hr/>												
LAST 10 GAMES												
						95 A Jacksonville St.	2 3			225 A Tennessee Tech	0 1	
						241 H UMKC	2 1			245 H Eastern Ill.	1 0	
						144 H Drake	1 0			152 H Saint Louis	0 1	
						179 H Northern Ill.	0 1			168 A Missouri St.	0 0	
						252 A Indiana St.	0 2			251 H UNI	2 0	

Non-Div. I Games:

SIU Edwardsville

Average RPI Win: 242		WON-LOST RECORD		WINNING PCT. RANK		LAST 10 GAMES		STRENGTH OF SCHEDULE		OPP. STRENGTH OF SCHEDULE		TEAM RPI		ADJ RPI		CONF. RPI		ADJ CONF. RPI	
DIV. I ONLY		5-4-3		.54167 137		4-3-3		255		224		210		.46396 212		14		14	
DIV. I NON-CONF.		3-3-2		.5 152		2-2-2		260		226		224		.44721 226		15		15	
TOTALS		RPI 1-25		RPI 26-50		W-L RECORDS		RPI 51-100		RPI 101-150		RPI 150+							
5-4-3		0-0-0		0-0-0		OVERALL		0-1-0		0-0-0		5-3-3							
5-2-0		0-0-0		0-0-0		HOME		0-1-0		0-0-0		5-1-0							
0-2-2		0-0-0		0-0-0		AWAY		0-0-0		0-0-0		0-2-2							
0-0-1		0-0-0		0-0-0		NEUTRAL		0-0-0		0-0-0		0-0-1							
3-3-2		0-0-0		0-0-0		NON-CONFERENCE		0-1-0		0-0-0		3-2-2							
3-2-0		0-0-0		0-0-0		HOME		0-1-0		0-0-0		3-1-0							
0-1-1		0-0-0		0-0-		AWAY		0-0-0		0-0-0		0-1-1							
0-0-1		0-0-0		0-0-0		NEUTRAL		0-0-0		0-0-0		0-0-1							
2-1-1		0-0-0		0-0-0		CONFERENCE		0-0-0		0-0-0		2-1-1							
2-0-0		0-0-0		0-0-0		HOME		0-0-0		0-0-0		2-0-0							
0-1-1		0-0-0		0-0-0		AWAY		0-0-0		0-0-0		0-1-1							
0-0-0		0-0-0		0-0-0		NEUTRAL		0-0-0		0-0-0		0-0-0							
RPI	S	Opponent		Score		RPI	S	Opponent		Score		RPI	S	Opponent		Score			

Non-Div. I Games:

Ball St.

Average RPI Win: 235		WON-LOST RECORD	WINNING PCT. RANK		LAST 10 GAMES	STRENGTH OF SCHEDULE	OPP. STRENGTH OF SCHEDULE	TEAM RPI	ADJ RPI	CONF. RPI	ADJ CONF. RPI					
Average RPI Loss: 111																
DIV. I ONLY		4-7-1	.375	233	4-5-1	165	143	213	.46335	213	14	14				
DIV. I NON-CONF.		2-6-0	.25	272	2-4-0	145	99	231	.44513	228	15	15				
<hr/>																
TOTALS		RPI 1-25		RPI 26-50		W-L RECORDS		RPI 51-100		RPI 101-150		RPI 150+				
4-7-1		0-0-0		0-1-0		OVERALL		0-3-0		0-2-0		4-1-1				
1-3-0		0-0-0		0-0-0		HOME		0-0-0		0-2-0		1-1-0				
3-3-1		0-0-0		0-1-0		AWAY		0-2-0		0-0-0		3-0-1				
0-1-0		0-0-0		0-0-0		NEUTRAL		0-1-0		0-0-0		0-0-0				
2-6-0		0-0-0		0-1-0		NON-CONFERENCE		0-3-0		0-1-0		2-1-0				
1-2-0		0-0-0		0-0-0		HOME		0-0-0		0-1-0		1-1-0				
1-3-0		0-0-0		0-0-		AWAY		0-2-0		0-0-0		1-0-0				
0-1-0		0-0-0		0-0-0		NEUTRAL		0-1-0		0-0-0		0-0-0				
2-1-1		0-0-0		0-0-0		CONFERENCE		0-0-0		0-1-0		2-0-1				
0-1-0		0-0-0		0-0-0		HOME		0-0-0		0-1-0		0-0-0				
2-0-1		0-0-0		0-0-0		AWAY		0-0-0		0-0-0		2-0-1				
0-0-0		0-0-0		0-0-0		NEUTRAL		0-0-0		0-0-0		0-0-0				
RPI	S	Opponent	Score	RPI	S	Opponent	Score	RPI	S	Opponent	Score					
				46	A	Louisville	1 3	63	A	Purdue	0 2	131	H	Eastern Mich.	0 3	
								75	A	Texas	0 3	148	H	Illinois St.	0 1	
								87	N	Samford	0 1	161	A	Western Mich.	0 0	
												193	H	Loyola Chicago	3 0	
												228	H	Belmont	1 2	
												229	A	Akron	2 1	
												238	A	IPFW	1 0	
												281	A	Buffalo	3 0	
<hr/>																
LAST 10 GAMES																
				229	A	Akron	2 1	281	A	Buffalo	3 0					
				87	N	Samford	0 1	131	H	Eastern Mich.	0 3					
				193	H	Loyola Chicago	3 0	161	A	Western Mich.	0 0					
				75	A	Texas	0 3	148	H	Illinois St.	0 1					
				238	A	IPFW	1 0	46	A	Louisville	1 3					

Non-Div. I Games:

Toledo

Average RPI Win: 265		WON-LOST RECORD		WINNING PCT. RANK		LAST 10 GAMES		STRENGTH OF SCHEDULE		OPP. STRENGTH OF SCHEDULE		TEAM RPI		ADJ RPI		CONF. RPI		ADJ CONF. RPI	
DIV. I ONLY		8-5-0		.61538 94		7-3-0		300		211		214		.46144 214		27		27	
DIV. I NON-CONF.		6-3-0		.66667 75		5-1-0		256		217		160		.49555 161		27		28	
TOTALS		RPI 1-25		RPI 26-50		W-L RECORDS		RPI 51-100		RPI 101-150		RPI 150+							
8-5-0		0-1-0		0-0-0		OVERALL		0-0-0		0-2-0		8-2-0							
5-2-0		0-0-0		0-0-0		HOME		0-0-0		0-2-0		5-0-0							
3-3-0		0-1-0		0-0-0		AWAY		0-0-0		0-0-0		3-2-0							
0-0-0		0-0-0		0-0-0		NEUTRAL		0-0-0		0-0-0		0-0-0							
6-3-0		0-1-0		0-0-0		NON-CONFERENCE		0-0-0		0-2-0		6-0-0							
3-2-0		0-0-0		0-0-0		HOME		0-0-0		0-2-0		3-0-0							
3-1-0		0-1-0		0-0-		AWAY		0-0-0		0-0-0		3-0-0							
0-0-0		0-0-0		0-0-0		NEUTRAL		0-0-0		0-0-0		0-0-0							
2-2-0		0-0-0		0-0-0		CONFERENCE		0-0-0		0-0-0		2-2-0							
2-0-0		0-0-0		0-0-0		HOME		0-0-0		0-0-0		2-0-0							
0-2-0		0-0-0		0-0-0		AWAY		0-0-0		0-0-0		0-2-0							
0-0-0		0-0-0		0-0-0		NEUTRAL		0-0-0		0-0-0		0-0-0							
RPI	S	Opponent		Score		RPI	S	Opponent		Score		RPI	S	Opponent		Score			
17	A	Virginia		0 3								110	H	Drexel		0 1			
												133	H	Pittsburgh		0 1			
												171	A	Davidson		1 0			
												189	A	Coastal Caro.		0 1			
												249	A	Charleston So.		2 3			
												250	A	American		2 0			
												253	H	George Washington		1 0			
												265	H	South Carolina St.		2 1			
												272	H	UNC Asheville		2 0			
												294	A	Old Dominion		1 0			
												301	H	Presbyterian		5 1			
												312	H	USC Upstate		4 0			
LAST 10 GAMES																			
						249	A	Charleston So.		2 3		189	A	Coastal Caro.		0 1			
						133	H	Pittsburgh		0 1		272	H	UNC Asheville		2 0			
						294	A	Old Dominion		1 0		301	H	Presbyterian		5 1			
						250	A	American		2 0		265	H	South Carolina St.		2 1			
						312	H	USC Upstate		4 0		253	H	George Washington		1 0			

Non-Div. I Games:

Liberty

Average RPI Win:	269	WON-LOST	WINNING	LAST 10	STRENGTH OF	OPP. STRENGTH	TEAM	ADJ	CONF.	ADJ CONF.	
Average RPI Loss:	125	RECORD	PCT. RANK	GAMES	SCHEDULE	OF SCHEDULE	RPI	RPI	RPI	RPI	
DIV. I ONLY	7-5-0	.58333	110	7-3-0	287	208	216	.46108	215	18	18
DIV. I NON-CONF.	7-4-0	.63636	92	7-2-0	290	221	205	.46612	205	18	18
<hr/>											
TOTALS	RPI 1-25	RPI 26-50		W-L RECORDS		RPI 51-100		RPI 101-150		RPI 150+	
7-5-0	0-0-0	0-0-0		OVERALL		0-1-0		0-3-0		7-1-0	
5-2-0	0-0-0	0-0-0		HOME		0-0-0		0-1-0		5-1-0	
1-3-0	0-0-0	0-0-0		AWAY		0-1-0		0-2-0		1-0-0	
1-0-0	0-0-0	0-0-0		NEUTRAL		0-0-0		0-0-0		1-0-0	
<hr/>											
7-4-0	0-0-0	0-0-0		NON-CONFERENCE		0-1-0		0-2-0		7-1-0	
5-1-0	0-0-0	0-0-0		HOME		0-0-0		0-0-0		5-1-0	
1-3-0	0-0-0	0-0-		AWAY		0-1-0		0-2-0		1-0-0	
1-0-0	0-0-0	0-0-0		NEUTRAL		0-0-0		0-0-0		1-0-0	
<hr/>											
0-1-0	0-0-0	0-0-0		CONFERENCE		0-0-0		0-1-0		0-0-0	
0-1-0	0-0-0	0-0-0		HOME		0-0-0		0-1-0		0-0-0	
0-0-0	0-0-0	0-0-0		AWAY		0-0-0		0-0-0		0-0-0	
0-0-0	0-0-0	0-0-0		NEUTRAL		0-0-0		0-0-0		0-0-0	
<hr/>											
RPI	S	Opponent	Score	RPI	S	Opponent	Score	RPI	S	Opponent	Score
				53 A Rutgers 1 2				101 H Colgate 1 4			
								126 A Saint Francis (PA) 1 5			
								139 A St. Mary's (CA) 0 2			
								204 H Binghamton 0 3			
								224 N CSU Bakersfield 3 1			
								233 H Mt. St. Mary's 2 0			
								248 A St. Bonaventure 3 0			
								271 H UMBC 3 0			
								281 H Buffalo 1 0			
								313 H Robert Morris 3 1			
								316 H Canisius 5 0			
LAST 10 GAMES											
101 H Colgate 1 4				316 H Canisius 5 0							
271 H UMBC 3 0				139 A St. Mary's (CA) 0 2							
248 A St. Bonaventure 3 0				224 N CSU Bakersfield 3 1							
281 H Buffalo 1 0				233 H Mt. St. Mary's 2 0							
313 H Robert Morris 3 1				126 A Saint Francis (PA) 1 5							

Non-Div. I Games:

Bucknell

Average RPI Win:	168	WON-LOST	WINNING	LAST 10	STRENGTH OF	OPP. STRENGTH	TEAM	ADJ	CONF.	ADJ CONF.		
Average RPI Loss:	157	RECORD	PCT. RANK	GAMES	SCHEDULE	OF SCHEDULE	RPI	RPI	RPI	RPI		
DIV. I ONLY	3-6-2	.36364	239	3-6-1	140	233	217	.46016	216	26	26	
DIV. I NON-CONF.	2-5-2	.33333	244	2-5-1	162	237	230	.44465	230	26	26	
<hr/>												
TOTALS	RPI 1-25	RPI 26-50		W-L RECORDS		RPI 51-100		RPI 101-150		RPI 150+		
3-6-2	0-0-0	0-0-0		OVERALL		0-0-0		1-3-0		2-3-2		
1-0-1	0-0-0	0-0-0		HOME		0-0-0		0-0-0		1-0-1		
2-6-1	0-0-0	0-0-0		AWAY		0-0-0		1-3-0		1-3-1		
0-0-0	0-0-0	0-0-0		NEUTRAL		0-0-0		0-0-0		0-0-0		
<hr/>												
2-5-2	0-0-0	0-0-0		NON-CONFERENCE		0-0-0		1-3-0		1-2-2		
1-0-1	0-0-0	0-0-0		HOME		0-0-0		0-0-0		1-0-1		
1-5-1	0-0-0	0-0-		AWAY		0-0-0		1-3-0		0-2-1		
0-0-0	0-0-0	0-0-0		NEUTRAL		0-0-0		0-0-0		0-0-0		
<hr/>												
1-1-0	0-0-0	0-0-0		CONFERENCE		0-0-0		0-0-0		1-1-0		
0-0-0	0-0-0	0-0-0		HOME		0-0-0		0-0-0		0-0-0		
1-1-0	0-0-0	0-0-0		AWAY		0-0-0		0-0-0		1-1-0		
0-0-0	0-0-0	0-0-0		NEUTRAL		0-0-0		0-0-0		0-0-0		
<hr/>												
RPI	S	Opponent	Score	RPI	S	Opponent	Score	RPI	S	Opponent	Score	
								104	A	La Salle	0	2
								127	A	Hartford	0	2
								134	A	Saint Joseph's	1	0
								140	A	Seton Hall	0	1
								154	A	Loyola Maryland	0	4
								176	H	Rhode Island	2	1
								195	A	Rider	1	0
								205	A	Temple	0	1
								210	A	Yale	1	2
								269	H	Fairleigh Dickinson	1	1
								277	A	NJIT	1	1
								<hr/>				
LAST 10 GAMES												
195	A	Rider	1	0	154	A	Loyola Maryland	0	4			
205	A	Temple	0	1	127	A	Hartford	0	2			
176	H	Rhode Island	2	1	277	A	NJIT	1	1			
104	A	La Salle	0	2	210	A	Yale	1	2			
140	A	Seton Hall	0	1	134	A	Saint Joseph's	1	0			

Non-Div. I Games:

Iona

Average RPI Win:	263	WON-LOST	WINNING	LAST 10	STRENGTH OF	OPP. STRENGTH	TEAM	ADJ	CONF.	ADJ CONF.	
Average RPI Loss:	143	RECORD	PCT. RANK	GAMES	SCHEDULE	OF SCHEDULE	RPI	RPI	RPI	RPI	
DIV. I ONLY	7-4-1	.625	85	6-3-1	302	227	215	.45979	217	29	29
DIV. I NON-CONF.	3-4-1	.4375	200	2-3-1	293	190	257	.41629	258	29	29
<hr/>											
TOTALS	RPI 1-25	RPI 26-50		W-L RECORDS		RPI 51-100		RPI 101-150		RPI 150+	
7-4-1	0-0-0	0-0-0		OVERALL		0-1-0		0-2-0		7-1-1	
5-1-1	0-0-0	0-0-0		HOME		0-1-0		0-0-0		5-0-1	
2-3-0	0-0-0	0-0-0		AWAY		0-0-0		0-2-0		2-1-0	
0-0-0	0-0-0	0-0-0		NEUTRAL		0-0-0		0-0-0		0-0-0	
<hr/>											
3-4-1	0-0-0	0-0-0		NON-CONFERENCE		0-1-0		0-2-0		3-1-1	
3-1-1	0-0-0	0-0-0		HOME		0-1-0		0-0-0		3-0-1	
0-3-0	0-0-0	0-0-		AWAY		0-0-0		0-2-0		0-1-0	
0-0-0	0-0-0	0-0-0		NEUTRAL		0-0-0		0-0-0		0-0-0	
<hr/>											
4-0-0	0-0-0	0-0-0		CONFERENCE		0-0-0		0-0-0		4-0-0	
2-0-0	0-0-0	0-0-0		HOME		0-0-0		0-0-0		2-0-0	
2-0-0	0-0-0	0-0-0		AWAY		0-0-0		0-0-0		2-0-0	
0-0-0	0-0-0	0-0-0		NEUTRAL		0-0-0		0-0-0		0-0-0	
<hr/>											
RPI	S	Opponent	Score	RPI	S	Opponent	Score	RPI	S	Opponent	Score
				53 H Rutgers 0 3				103 A Boston U. 0 2			
								140 A Seton Hall 0 3			
								165 A Quinnipiac 1 0			
								195 H Rider 1 1			
								203 H Bryant 1 0			
								261 H Lehigh 2 1			
								277 A NJIT 1 2			
								286 A Central Conn. St. 1 0			
								295 H Lafayette 2 0			
								313 H Robert Morris 2 0			
								318 H Saint Peter's 4 3			
<hr/>											
LAST 10 GAMES											
165 A Quinnipiac 1 0				313 H Robert Morris 2 0							
261 H Lehigh 2 1				203 H Bryant 1 0							
277 A NJIT 1 2				286 A Central Conn. St. 1 0							
103 A Boston U. 0 2				195 H Rider 1 1							
140 A Seton Hall 0 3				295 H Lafayette 2 0							

Non-Div. I Games:

Monmouth

Average RPI Win:		255	WON-LOST RECORD		WINNING PCT. RANK	LAST 10 GAMES		STRENGTH OF SCHEDULE		OPP. STRENGTH OF SCHEDULE	TEAM RPI	ADJ RPI	CONF. RPI	ADJ CONF. RPI			
Average RPI Loss:		87															
DIV. I ONLY			5-6-2		.46154	180	3-5-2		241		133	218	.45855	218	9	9	
DIV. I NON-CONF.			5-4-2		.54545	146	3-3-2		258		202	208	.46394	210	9	9	
TOTALS		RPI 1-25		RPI 26-50		W-L RECORDS		RPI 51-100		RPI 101-150		RPI 150+					
5-6-2		0-2-0		0-0-0		OVERALL		0-2-0		0-0-1		5-2-1					
3-5-1		0-1-0		0-0-0		HOME		0-2-0		0-0-0		3-2-1					
2-1-1		0-1-0		0-0-0		AWAY		0-0-0		0-0-1		2-0-0					
0-0-0		0-0-0		0-0-0		NEUTRAL		0-0-0		0-0-0		0-0-0					
5-4-2		0-1-0		0-0-0		NON-CONFERENCE		0-1-0		0-0-1		5-2-1					
3-3-1		0-0-0		0-0-0		HOME		0-1-0		0-0-0		3-2-1					
2-1-1		0-1-0		0-0-		AWAY		0-0-0		0-0-1		2-0-0					
0-0-0		0-0-0		0-0-0		NEUTRAL		0-0-0		0-0-0		0-0-0					
0-2-0		0-1-0		0-0-0		CONFERENCE		0-1-0		0-0-0		0-0-0					
0-2-0		0-1-0		0-0-0		HOME		0-1-0		0-0-0		0-0-0					
0-0-0		0-0-0		0-0-0		AWAY		0-0-0		0-0-0		0-0-0					
0-0-0		0-0-0		0-0-0		NEUTRAL		0-0-0		0-0-0		0-0-0					
RPI	S	Opponent		Score		RPI	S	Opponent		Score		RPI	S	Opponent		Score	
8	A	Santa Clara		0	3							124	A	Fresno St.		2	2
16	H	Long Beach St.		1	5							181	H	San Francisco		0	1
												183	H	Houston Baptist		0	1
												224	H	CSU Bakersfield		2	1
												226	H	UTEP		3	2
												230	A	San Jose St.		3	1
												276	H	Lamar		2	1
												289	H	New Mexico St.		1	1
												319	A	Southern Utah		2	1
LAST 10 GAMES																	
				51	H	UC Irvine		1	2	16	H	Long Beach St.		1	5		
				124	A	Fresno St.		2	2	276	H	Lamar		2	1		
				226	H	UTEP		3	2	81	H	New Mexico		0	1		
				289	H	New Mexico St.		1	1	181	H	San Francisco		0	1		
				8	A	Santa Clara		0	3	230	A	San Jose St.		3	1		

Non-Div. I Games:

UC Riverside

Average RPI Win: 284		WON-LOST	WINNING	LAST 10	STRENGTH OF		OPP. STRENGTH	TEAM	ADJ		CONF.	ADJ CONF.
Average RPI Loss: 122		RECORD	PCT. RANK	GAMES	SCHEDULE		OF SCHEDULE	RPI	RPI		RPI	RPI
DIV. I ONLY		7-6-0	.53846	150	254		283	219	.45814		219	16
DIV. I NON-CONF.		6-4-0	.6	111	259		305	210	.46412		209	16
TOTALS		RPI 1-25	RPI 26-50		W-L RECORDS		RPI 51-100		RPI 101-150		RPI 150+	
7-6-0		0-0-0	0-1-0		OVERALL		0-1-0		0-2-0		7-2-0	
3-2-0		0-0-0	0-0-0		HOME		0-1-0		0-1-0		3-0-0	
3-3-0		0-0-0	0-1-0		AWAY		0-0-0		0-0-0		3-2-0	
1-1-0		0-0-0	0-0-0		NEUTRAL		0-0-0		0-1-0		1-0-0	
6-4-0		0-0-0	0-1-0		NON-CONFERENCE		0-0-0		0-2-0		6-1-0	
3-1-0		0-0-0	0-0-0		HOME		0-0-0		0-1-0		3-0-0	
2-2-0		0-0-0	0-0-		AWAY		0-0-0		0-0-0		2-1-0	
1-1-0		0-0-0	0-0-0		NEUTRAL		0-0-0		0-1-0		1-0-0	
1-2-0		0-0-0	0-0-0		CONFERENCE		0-1-0		0-0-0		1-1-0	
0-1-0		0-0-0	0-0-0		HOME		0-1-0		0-0-0		0-0-0	
1-1-0		0-0-0	0-0-0		AWAY		0-0-0		0-0-0		1-1-0	
0-0-0		0-0-0	0-0-0		NEUTRAL		0-0-0		0-0-0		0-0-0	
RPI S	Opponent	Score	RPI S	Opponent	Score	RPI S	Opponent	Score	RPI S	Opponent	Score	
			42 A	Ole Miss	0 1	65 H	North Texas	0 2	114 H	Houston	1 2	
									125 N	Campbell	0 4	
									164 A	Arkansas St.	0 2	
									191 A	McNeese St.	2 1	
									221 A	Southeastern La.	2 4	
									257 A	Northwestern St.	2 1	
									290 A	UALR	1 0	
									304 N	Gardner-Webb	2 0	
									309 H	Nicholls St.	2 1	
									317 H	Prairie View	4 0	
									323 H	Southern U.	7 0	
LAST 10 GAMES												
			164 A	Arkansas St.	0 2	290 A	UALR	1 0				
			221 A	Southeastern La.	2 4	257 A	Northwestern St.	2 1				
			323 H	Southern U.	7 0	65 H	North Texas	0 2				
			309 H	Nicholls St.	2 1	304 N	Gardner-Webb	2 0				
			114 H	Houston	1 2	125 N	Campbell	0 4				

Non-Div. I Games:

La.-Lafayette

Average RPI Win:	227	WON-LOST	WINNING	LAST 10	STRENGTH OF	OPP. STRENGTH	TEAM	ADJ	CONF.	ADJ CONF.	
Average RPI Loss:	136	RECORD	PCT. RANK	GAMES	SCHEDULE	OF SCHEDULE	RPI	RPI	RPI	RPI	
DIV. I ONLY	3-5-3	.40909	225	2-5-2	194	220	220	.45538	220	28	28
DIV. I NON-CONF.	1-4-2	.28571	261	0-4-1	129	232	229	.44508	229	25	25
<hr/>											
TOTALS	RPI 1-25	RPI 26-50		W-L RECORDS		RPI 51-100		RPI 101-150		RPI 150+	
3-5-3	0-0-0	0-0-0		OVERALL		0-1-0		0-2-0		3-2-3	
2-2-2	0-0-0	0-0-0		HOME		0-0-0		0-1-0		2-1-2	
1-3-0	0-0-0	0-0-0		AWAY		0-1-0		0-1-0		1-1-0	
0-0-1	0-0-0	0-0-0		NEUTRAL		0-0-0		0-0-0		0-0-1	
1-4-2	0-0-0	0-0-0		NON-CONFERENCE		0-1-0		0-1-0		1-2-2	
1-2-1	0-0-0	0-0-0		HOME		0-0-0		0-1-0		1-1-1	
0-2-0	0-0-0	0-0-		AWAY		0-1-0		0-0-0		0-1-0	
0-0-1	0-0-0	0-0-0		NEUTRAL		0-0-0		0-0-0		0-0-1	
2-1-1	0-0-0	0-0-0		CONFERENCE		0-0-0		0-1-0		2-0-1	
1-0-1	0-0-0	0-0-0		HOME		0-0-0		0-0-0		1-0-1	
1-1-0	0-0-0	0-0-0		AWAY		0-0-0		0-1-0		1-0-0	
0-0-0	0-0-0	0-0-0		NEUTRAL		0-0-0		0-0-0		0-0-0	
RPI	S	Opponent	Score	RPI	S	Opponent	Score	RPI	S	Opponent	Score
				97 A UNLV 0 2				119 H Cal Poly 1 4			
								123 A Northern Colo. 0 2			
								158 H Penn 2 3			
								170 H UC Davis 0 0			
								172 H Nevada 2 1			
								181 A San Francisco 1 4			
								207 H Montana 2 0			
								234 H Eastern Wash. 1 1			
								252 N Indiana St. 0 0			
								302 A North Dakota 1 0			
<hr/>											
				LAST 10 GAMES							
207 H Montana 2 0				234 H Eastern Wash. 1 1							
97 A UNLV 0 2				123 A Northern Colo. 0 2							
181 A San Francisco 1 4				302 A North Dakota 1 0							
119 H Cal Poly 1 4				158 H Penn 2 3							
170 H UC Davis 0 0				252 N Indiana St. 0 0							

Non-Div. I Games: UC Santa Cruz 4 0

Sacramento St.

Average RPI Win:	278	WON-LOST RECORD	WINNING PCT. RANK	LAST 10 GAMES	STRENGTH OF SCHEDULE	OPP. STRENGTH OF SCHEDULE	TEAM RPI	ADJ RPI	CONF. RPI	ADJ CONF. RPI						
DIV. I ONLY		7-5-0	.58333	110	6-4-0	296	239	221	.45374	221	23	23				
DIV. I NON-CONF.		6-4-0	.6	111	5-3-0	315	252	247	.4317	245	28	27				
<hr/>																
TOTALS	RPI 1-25		RPI 26-50		W-L RECORDS		RPI 51-100		RPI 101-150		RPI 150+					
7-5-0	0-0-0		0-0-0		OVERALL		0-2-0		0-1-0		7-2-0					
4-3-0	0-0-0		0-0-0		HOME		0-1-0		0-0-0		4-2-0					
3-2-0	0-0-0		0-0-0		AWAY		0-1-0		0-1-0		3-0-0					
0-0-0	0-0-0		0-0-0		NEUTRAL		0-0-0		0-0-0		0-0-0					
<hr/>																
6-4-0	0-0-0		0-0-0		NON-CONFERENCE		0-1-0		0-1-0		6-2-0					
4-3-0	0-0-0		0-0-0		HOME		0-1-0		0-0-0		4-2-0					
2-1-0	0-0-0		0-0-		AWAY		0-0-0		0-1-0		2-0-0					
0-0-0	0-0-0		0-0-0		NEUTRAL		0-0-0		0-0-0		0-0-0					
<hr/>																
1-1-0	0-0-0		0-0-0		CONFERENCE		0-1-0		0-0-0		1-0-0					
0-0-0	0-0-0		0-0-0		HOME		0-0-0		0-0-0		0-0-0					
1-1-0	0-0-0		0-0-0		AWAY		0-1-0		0-0-0		1-0-0					
0-0-0	0-0-0		0-0-0		NEUTRAL		0-0-0		0-0-0		0-0-0					
<hr/>																
RPI	S	Opponent	Score	RPI	S	Opponent	Score	RPI	S	Opponent	Score	RPI	S	Opponent	Score	
						78 A	Stephen F. Austin	0	5			120 A		Mississippi St.	1	2
						90 H	Louisiana Tech	1	2			183 H		Houston Baptist	0	1
												187 H		Southern Miss.	0	1
												191 A		McNeese St.	3	2
												219 H		La.-Lafayette	4	2
												291 H		La.-Monroe	3	0
												303 H		Mississippi Val.	3	0
												311 A		Texas Southern	8	1
												314 H		Grambling	4	0
												320 A		Alcorn	4	0
<hr/>																
LAST 10 GAMES																
						191 A	McNeese St.	3	2			78 A		Stephen F. Austin	0	5
						219 H	La.-Lafayette	4	2			314 H		Grambling	4	0
						291 H	La.-Monroe	3	0			183 H		Houston Baptist	0	1
						311 A	Texas Southern	8	1			90 H		Louisiana Tech	1	2
						187 H	Southern Miss.	0	1			303 H		Mississippi Val.	3	0

Non-Div. I Games:

Southeastern La.

Average RPI Win: 272		WON-LOST RECORD		WINNING PCT. RANK		LAST 10 GAMES		STRENGTH OF SCHEDULE		OPP. STRENGTH OF SCHEDULE		TEAM RPI		ADJ RPI		CONF. RPI		ADJ CONF. RPI	
DIV. I ONLY		4-6-2		.41667 216		4-4-2		214		186		222		.4512 222		28		28	
DIV. I NON-CONF.		2-5-2		.33333 244		2-3-2		155		104		214		.46187 213		25		25	
TOTALS		RPI 1-25		RPI 26-50		W-L RECORDS		RPI 51-100		RPI 101-150		RPI 150+							
4-6-2		0-0-0		0-1-0		OVERALL		0-2-1		0-1-0		4-2-1							
2-2-1		0-0-0		0-1-0		HOME		0-1-1		0-0-0		2-0-0							
1-3-1		0-0-0		0-0-0		AWAY		0-1-0		0-0-0		1-2-1							
1-1-0		0-0-0		0-0-0		NEUTRAL		0-0-0		0-1-0		1-0-0							
2-5-2		0-0-0		0-1-0		NON-CONFERENCE		0-2-1		0-1-0		2-1-1							
1-2-1		0-0-0		0-1-0		HOME		0-1-1		0-0-0		1-0-0							
0-2-1		0-0-0		0-0-		AWAY		0-1-0		0-0-0		0-1-1							
1-1-0		0-0-0		0-0-0		NEUTRAL		0-0-0		0-1-0		1-0-0							
2-1-0		0-0-0		0-0-0		CONFERENCE		0-0-0		0-0-0		2-1-0							
1-0-0		0-0-0		0-0-0		HOME		0-0-0		0-0-0		1-0-0							
1-1-0		0-0-0		0-0-0		AWAY		0-0-0		0-0-0		1-1-0							
0-0-0		0-0-0		0-0-0		NEUTRAL		0-0-0		0-0-0		0-0-0							
RPI	S	Opponent		Score		RPI	S	Opponent		Score		RPI	S	Opponent		Score			
						44	H	Arizona St.	0	4			68	H	Arizona	0	3		
													73	H	Fla. Gulf Coast	1	1		
													97	A	UNLV	0	2		
															111	N	Oklahoma	1	3
															170	A	UC Davis	0	3
															181	A	San Francisco	1	1
															230	H	San Jose St.	1	0
															254	A	Idaho St.	1	2
															264	N	Fla. Atlantic	2	0
															274	A	Weber St.	1	0
															319	H	Southern Utah	1	0
LAST 10 GAMES																			
						254	A	Idaho St.	1	2	274	A	Weber St.	1	0				
						181	A	San Francisco	1	1	319	H	Southern Utah	1	0				
						111	N	Oklahoma	1	3	230	H	San Jose St.	1	0				
						264	N	Fla. Atlantic	2	0	73	H	Fla. Gulf Coast	1	1				
						68	H	Arizona	0	3	170	A	UC Davis	0	3				

Non-Div. I Games:

Northern Ariz.

Average RPI Win:	222	WON-LOST	WINNING	LAST 10	STRENGTH OF	OPP. STRENGTH	TEAM	ADJ	CONF.	ADJ CONF.	
Average RPI Loss:	126	RECORD	PCT. RANK	GAMES	SCHEDULE	OF SCHEDULE	RPI	RPI	RPI	RPI	
DIV. I ONLY	2-7-3	.29167	268	2-6-2	134	182	223	.44905	223	24	24
DIV. I NON-CONF.	1-6-2	.22222	282	1-5-1	88	118	219	.4563	218	23	23
TOTALS	RPI 1-25	RPI 26-50	W-L RECORDS	RPI 51-100	RPI 101-150	RPI 150+					
2-7-3	0-0-0	0-3-0	OVERALL	0-0-0	1-2-0	1-2-3					
2-3-3	0-0-0	0-0-0	HOME	0-0-0	1-1-0	1-2-3					
0-3-0	0-0-0	0-2-0	AWAY	0-0-0	0-1-0	0-0-0					
0-1-0	0-0-0	0-1-0	NEUTRAL	0-0-0	0-0-0	0-0-0					
1-6-2	0-0-0	0-3-0	NON-CONFERENCE	0-0-0	1-2-0	0-1-2					
1-2-2	0-0-0	0-0-0	HOME	0-0-0	1-1-0	0-1-2					
0-3-0	0-0-0	0-0-	AWAY	0-0-0	0-1-0	0-0-0					
0-1-0	0-0-0	0-1-0	NEUTRAL	0-0-0	0-0-0	0-0-0					
1-1-1	0-0-0	0-0-0	CONFERENCE	0-0-0	0-0-0	1-1-1					
1-1-1	0-0-0	0-0-0	HOME	0-0-0	0-0-0	1-1-1					
0-0-0	0-0-0	0-0-0	AWAY	0-0-0	0-0-0	0-0-0					
0-0-0	0-0-0	0-0-0	NEUTRAL	0-0-0	0-0-0	0-0-0					
RPI	S	Opponent	Score	RPI	S	Opponent	Score	RPI	S	Opponent	Score
			28 A Memphis	0	5			102 A Nebraska	0	4	
			35 A Kentucky	0	1			144 H Drake	2	1	
			46 N Louisville	0	4			148 H Illinois St.	1	2	
								152 H Saint Louis	0	0	
								199 H UT Martin	1	1	
								241 H UMKC	0	1	
								267 H Evansville	0	0	
								280 H Austin Peay	0	1	
								300 H Murray St.	6	0	
LAST 10 GAMES											
			280 H Austin Peay	0	1			300 H Murray St.	6	0	
			35 A Kentucky	0	1			199 H UT Martin	1	1	
			46 N Louisville	0	4			28 A Memphis	0	5	
			144 H Drake	2	1			267 H Evansville	0	0	
			241 H UMKC	0	1			102 A Nebraska	0	4	

Non-Div. I Games:

Southeast Mo. St.

Average RPI Win: 200		WON-LOST	WINNING	LAST 10	STRENGTH OF		OPP. STRENGTH	TEAM	ADJ	CONF.	ADJ CONF.
Average RPI Loss: 161		RECORD	PCT. RANK	GAMES	SCHEDULE		OF SCHEDULE	RPI	RPI	RPI	RPI
DIV. I ONLY		4-7-1	.375	233	4-4-1		195	188	224	.4483	224
DIV. I NON-CONF.		4-7-1	.375	223	4-4-1		195	192	225	.4483	223
TOTALS		RPI 1-25	RPI 26-50		W-L RECORDS		RPI 51-100		RPI 101-150		RPI 150+
4-7-1		0-0-0	0-0-0		OVERALL		0-1-0		0-3-1		4-3-0
3-2-0		0-0-0	0-0-0		HOME		0-1-0		0-1-0		3-0-0
0-4-1		0-0-0	0-0-0		AWAY		0-0-0		0-2-1		0-2-0
1-1-0		0-0-0	0-0-0		NEUTRAL		0-0-0		0-0-0		1-1-0
4-7-1		0-0-0	0-0-0		NON-CONFERENCE		0-1-0		0-3-1		4-3-0
3-2-0		0-0-0	0-0-0		HOME		0-1-0		0-1-0		3-0-0
0-4-1		0-0-0	0-0-		AWAY		0-0-0		0-2-1		0-2-0
1-1-0		0-0-0	0-0-0		NEUTRAL		0-0-0		0-0-0		1-1-0
0-0-0		0-0-0	0-0-0		CONFERENCE		0-0-0		0-0-0		0-0-0
0-0-0		0-0-0	0-0-0		HOME		0-0-0		0-0-0		0-0-0
0-0-0		0-0-0	0-0-0		AWAY		0-0-0		0-0-0		0-0-0
0-0-0		0-0-0	0-0-0		NEUTRAL		0-0-0		0-0-0		0-0-0
RPI S	Opponent	Score	RPI S	Opponent	Score	RPI S	Opponent	Score	RPI S	Opponent	Score
						79 H	Loyola Marymount	0 2	119 A	Cal Poly	0 1
									124 A	Fresno St.	0 3
									139 A	St. Mary's (CA)	1 1
									141 H	UC Santa Barbara	0 1
									170 N	UC Davis	1 0
									181 H	San Francisco	2 1
									194 H	Hawaii	3 1
									215 N	Bucknell	1 3
									218 A	UC Riverside	1 2
									230 A	San Jose St.	0 3
									254 H	Idaho St.	5 1
LAST 10 GAMES											
						139 A	St. Mary's (CA)	1 1	194 H	Hawaii	3 1
						254 H	Idaho St.	5 1	124 A	Fresno St.	0 3
						79 H	Loyola Marymount	0 2	170 N	UC Davis	1 0
						181 H	San Francisco	2 1	215 N	Bucknell	1 3
						230 A	San Jose St.	0 3	141 H	UC Santa Barbara	0 1

Non-Div. I Games: Fresno Pacific 0 0

CSU Bakersfield

Average RPI Win:		263	WON-LOST RECORD		WINNING PCT. RANK		LAST 10 GAMES		STRENGTH OF SCHEDULE		OPP. STRENGTH OF SCHEDULE		TEAM RPI		ADJ RPI		CONF. RPI		ADJ CONF. RPI						
Average RPI Loss:		124																							
DIV. I ONLY			3-7-1		.31818		260		3-6-1		156		173		226		.448		225		24		24		
DIV. I NON-CONF.			2-5-1		.3125		255		2-4-1		157		178		226		.44785		224		23		23		
TOTALS		RPI 1-25		RPI 26-50		W-L RECORDS		RPI 51-100		RPI 101-150		RPI 150+													
3-7-1		0-1-0		0-0-0		OVERALL		0-3-0		0-0-0		3-3-1													
2-4-0		0-0-0		0-0-0		HOME		0-3-0		0-0-0		2-1-0													
1-3-1		0-1-0		0-0-0		AWAY		0-0-0		0-0-0		1-2-1													
0-0-0		0-0-0		0-0-0		NEUTRAL		0-0-0		0-0-0		0-0-0													
2-5-1		0-1-0		0-0-0		NON-CONFERENCE		0-2-0		0-0-0		2-2-1													
1-2-0		0-0-0		0-0-0		HOME		0-2-0		0-0-0		1-0-0													
1-3-1		0-1-0		0-0-		AWAY		0-0-0		0-0-0		1-2-1													
0-0-0		0-0-0		0-0-0		NEUTRAL		0-0-0		0-0-0		0-0-0													
1-2-0		0-0-0		0-0-0		CONFERENCE		0-1-0		0-0-0		1-1-0													
1-2-0		0-0-0		0-0-0		HOME		0-1-0		0-0-0		1-1-0													
0-0-0		0-0-0		0-0-0		AWAY		0-0-0		0-0-0		0-0-0													
0-0-0		0-0-0		0-0-0		NEUTRAL		0-0-0		0-0-0		0-0-0													
RPI	S	Opponent		Score		RPI	S	Opponent		Score		RPI	S	Opponent		Score									
14	A	Missouri		0	2							71	H	Middle Tenn.		2	3	169	A	Western Caro.		0	1		
												95	H	Jacksonville St.		1	2	171	A	Davidson		0	2		
												100	H	East Tenn. St.		0	2	196	A	High Point		1	1		
																		211	H	SIU Edwardsville		1	0		
																		245	H	Eastern Ill.		2	3		
																		263	H	Northern Ky.		3	2		
																		315	A	Chattanooga		2	0		
						LAST 10 GAMES																			
						245 H Eastern Ill.						2	3	211 H SIU Edwardsville						1	0				
						263 H Northern Ky.						3	2	95 H Jacksonville St.						1	2				
						171 A Davidson						0	2	169 A Western Caro.						0	1				
						196 A High Point						1	1	71 H Middle Tenn.						2	3				
						315 A Chattanooga						2	0	14 A Missouri						0	2				

Non-Div. I Games:

Tennessee Tech

Average RPI Win: 266		WON-LOST RECORD		WINNING PCT. RANK		LAST 10 GAMES		STRENGTH OF SCHEDULE		OPP. STRENGTH OF SCHEDULE		TEAM RPI		ADJ RPI		CONF. RPI		ADJ CONF. RPI	
DIV. I ONLY		7-6-0		.53846 150		5-5-0		292		207		227		.44759 226		8		8	
DIV. I NON-CONF.		7-2-0		.77778 38		5-1-0		314		276		199		.47468 197		8		8	
TOTALS		RPI 1-25		RPI 26-50		W-L RECORDS		RPI 51-100		RPI 101-150		RPI 150+							
7-6-0		0-0-0		0-0-0		OVERALL		0-2-0		0-2-0		7-2-0							
4-0-0		0-0-0		0-0-0		HOME		0-0-0		0-0-0		4-0-0							
2-6-0		0-0-0		0-0-0		AWAY		0-2-0		0-2-0		2-2-0							
1-0-0		0-0-0		0-0-0		NEUTRAL		0-0-0		0-0-0		1-0-0							
7-2-0		0-0-0		0-0-0		NON-CONFERENCE		0-0-0		0-1-0		7-1-0							
4-0-0		0-0-0		0-0-0		HOME		0-0-0		0-0-0		4-0-0							
2-2-0		0-0-0		0-0-		AWAY		0-0-0		0-1-0		2-1-0							
1-0-0		0-0-0		0-0-0		NEUTRAL		0-0-0		0-0-0		1-0-0							
0-4-0		0-0-0		0-0-0		CONFERENCE		0-2-0		0-1-0		0-1-0							
0-0-0		0-0-0		0-0-0		HOME		0-0-0		0-0-0		0-0-0							
0-4-0		0-0-0		0-0-0		AWAY		0-2-0		0-1-0		0-1-0							
0-0-0		0-0-0		0-0-0		NEUTRAL		0-0-0		0-0-0		0-0-0							
RPI	S	Opponent		Score	RPI	S	Opponent		Score	RPI	S	Opponent		Score					
										62	A	SMU	0	3					
										92	A	East Carolina	0	1					
										106	A	Utah St.	1	2					
										112	A	Tulsa	1	2					
										160	A	Marshall	1	4					
										167	H	Army	3	2					
										218	A	UC Riverside	2	3					
										255	H	Sam Houston St.	1	0					
										260	H	Texas St.	3	1					
										274	H	Weber St.	3	0					
										289	A	New Mexico St.	2	1					
										297	A	Utah Valley	2	1					
319	N	Southern Utah	2	0															
LAST 10 GAMES																			
112	A	Tulsa	1	2	62	A	SMU	0	3										
274	H	Weber St.	3	0	160	A	Marshall	1	4										
218	A	UC Riverside	2	3	92	A	East Carolina	0	1										
319	N	Southern Utah	2	0	289	A	New Mexico St.	2	1										
167	H	Army	3	2	255	H	Sam Houston St.	1	0										

Non-Div. I Games:

UTEP

Average RPI Win:	200	WON-LOST	WINNING	LAST 10	STRENGTH OF	OPP. STRENGTH	TEAM	ADJ	CONF.	ADJ CONF.						
Average RPI Loss:	138	RECORD	PCT. RANK	GAMES	SCHEDULE	OF SCHEDULE	RPI	RPI	RPI	RPI						
DIV. I ONLY		3-7-2	.33333	250	2-6-2	172	157	225	.44674	227	17	19				
DIV. I NON-CONF.		2-6-1	.27778	266	1-5-1	173	137	236	.43541	237	17	17				
<hr/>																
TOTALS	RPI 1-25	RPI 26-50		W-L RECORDS		RPI 51-100		RPI 101-150		RPI 150+						
3-7-2	0-0-0	0-0-0		OVERALL		0-3-0		1-2-0		2-2-2						
1-1-1	0-0-0	0-0-0		HOME		0-0-0		0-1-0		1-0-1						
1-5-1	0-0-0	0-0-0		AWAY		0-3-0		0-1-0		1-1-1						
1-1-0	0-0-0	0-0-0		NEUTRAL		0-0-0		1-0-0		0-1-0						
<hr/>																
2-6-1	0-0-0	0-0-0		NON-CONFERENCE		0-3-0		1-1-0		1-2-1						
0-0-1	0-0-0	0-0-0		HOME		0-0-0		0-0-0		0-0-1						
1-5-0	0-0-0	0-0-		AWAY		0-3-0		0-1-0		1-1-0						
1-1-0	0-0-0	0-0-0		NEUTRAL		0-0-0		1-0-0		0-1-0						
<hr/>																
1-1-1	0-0-0	0-0-0		CONFERENCE		0-0-0		0-1-0		1-0-1						
1-1-0	0-0-0	0-0-0		HOME		0-0-0		0-1-0		1-0-0						
0-0-1	0-0-0	0-0-0		AWAY		0-0-0		0-0-0		0-0-1						
0-0-0	0-0-0	0-0-0		NEUTRAL		0-0-0		0-0-0		0-0-0						
<hr/>																
RPI	S	Opponent	Score	RPI	S	Opponent	Score	RPI	S	Opponent	Score					
				60		A	Dartmouth	0	3	127			H	Hartford	0	1
				77		A	Massachusetts	0	2	129			A	Brown	0	1
				89		A	Providence	1	2	142			N	Fairfield	2	0
							176			H	Rhode Island	2	2			
							188			A	Holy Cross	2	1			
							197			A	Northeastern	2	3			
							204			A	Binghamton	0	0			
							271			H	UMBC	2	1			
							286			N	Central Conn. St.	0	4			
				LAST 10 GAMES												
127				H	Hartford	0	1	204				A	Binghamton	0	0	
89				A	Providence	1	2	271				H	UMBC	2	1	
176				H	Rhode Island	2	2	188				A	Holy Cross	2	1	
129				A	Brown	0	1	77				A	Massachusetts	0	2	
197				A	Northeastern	2	3	60				A	Dartmouth	0	3	

Non-Div. I Games:

New Hampshire

Average RPI Win: 262		WON-LOST RECORD	WINNING PCT. RANK	LAST 10 GAMES	STRENGTH OF SCHEDULE	OPP. STRENGTH OF SCHEDULE	TEAM RPI	ADJ RPI	CONF. RPI	ADJ CONF. RPI	
Average RPI Loss: 158											
DIV. I ONLY		3-5-1	.38889 229	3-5-1	181	294	228	.44598 228	24	24	
DIV. I NON-CONF.		3-4-0	.42857 209	3-4-0	94	291	176	.48479 176	23	23	
<hr/>											
TOTALS		RPI 1-25		RPI 26-50		W-L RECORDS		RPI 51-100		RPI 101-150	RPI 150+
3-5-1		0-0-0		0-0-0		OVERALL		0-1-0		0-2-0	3-2-1
1-3-1		0-0-0		0-0-0		HOME		0-0-0		0-1-0	1-2-1
2-2-0		0-0-0		0-0-0		AWAY		0-1-0		0-1-0	2-0-0
0-0-0		0-0-0		0-0-0		NEUTRAL		0-0-0		0-0-0	0-0-0
3-4-0		0-0-0		0-0-0		NON-CONFERENCE		0-1-0		0-2-0	3-1-0
1-2-0		0-0-0		0-0-0		HOME		0-0-0		0-1-0	1-1-0
2-2-0		0-0-0		0-0-		AWAY		0-1-0		0-1-0	2-0-0
0-0-0		0-0-0		0-0-0		NEUTRAL		0-0-0		0-0-0	0-0-0
0-1-1		0-0-0		0-0-0		CONFERENCE		0-0-0		0-0-0	0-1-1
0-1-1		0-0-0		0-0-0		HOME		0-0-0		0-0-0	0-1-1
0-0-0		0-0-0		0-0-0		AWAY		0-0-0		0-0-0	0-0-0
0-0-0		0-0-0		0-0-0		NEUTRAL		0-0-0		0-0-0	0-0-0
RPI	S	Opponent	Score	RPI	S	Opponent	Score	RPI	S	Opponent	Score

Non-Div. I Games: Union (TN) 1 0

Belmont

Average RPI Win: 254		WON-LOST RECORD	WINNING PCT. RANK		LAST 10 GAMES	STRENGTH OF SCHEDULE	OPP. STRENGTH OF SCHEDULE	TEAM RPI	ADJ RPI		CONF. RPI	ADJ CONF. RPI	
Average RPI Loss: 144													
DIV. I ONLY		4-7-0	.36364	239	3-7-0	175	256	229	.44594	229	14	14	
DIV. I NON-CONF.		4-3-0	.57143	118	3-3-0	219	250	178	.48441	177	15	15	
<hr/>													
TOTALS		RPI 1-25		RPI 26-50		W-L RECORDS		RPI 51-100		RPI 101-150		RPI 150+	
4-7-0		0-0-0		0-0-0		OVERALL		0-2-0		1-1-0		3-4-0	
2-3-0		0-0-0		0-0-0		HOME		0-0-0		0-0-0		2-3-0	
1-3-0		0-0-0		0-0-0		AWAY		0-1-0		0-1-0		1-1-0	
1-1-0		0-0-0		0-0-0		NEUTRAL		0-1-0		1-0-0		0-0-0	
4-3-0		0-0-0		0-0-0		NON-CONFERENCE		0-2-0		1-0-0		3-1-0	
2-1-0		0-0-0		0-0-0		HOME		0-0-0		0-0-0		2-1-0	
1-1-0		0-0-0		0-0-		AWAY		0-1-0		0-0-0		1-0-0	
1-1-0		0-0-0		0-0-0		NEUTRAL		0-1-0		1-0-0		0-0-0	
0-4-0		0-0-0		0-0-0		CONFERENCE		0-0-0		0-1-0		0-3-0	
0-2-0		0-0-0		0-0-0		HOME		0-0-0		0-0-0		0-2-0	
0-2-0		0-0-0		0-0-0		AWAY		0-0-0		0-1-0		0-1-0	
0-0-0		0-0-0		0-0-0		NEUTRAL		0-0-0		0-0-0		0-0-0	
RPI	S	Opponent	Score	RPI	S	Opponent	Score	RPI	S	Opponent	Score		
						61 A	Michigan St.	1	2	118 A	Miami (OH)	1	4
						64 N	William & Mary	0	4	130 N	VCU	2	1
										160 H	Marshall	0	2
										179 H	Northern Ill.	0	1
										212 A	Ball St.	1	2
										213 H	Toledo	1	2
										273 H	Morehead St.	3	2
										296 A	Cleveland St.	2	0
										316 H	Canisius	1	0
<hr/>													
LAST 10 GAMES													
						213 H	Toledo	1	2	212 A	Ball St.	1	2
						179 H	Northern Ill.	0	1	118 A	Miami (OH)	1	4
						61 A	Michigan St.	1	2	160 H	Marshall	0	2
						64 N	William & Mary	0	4	316 H	Canisius	1	0
						130 N	VCU	2	1	296 A	Cleveland St.	2	0

Non-Div. I Games:

Akron

Average RPI Win:	225	WON-LOST	WINNING	LAST 10	STRENGTH OF	OPP. STRENGTH	TEAM	ADJ	CONF.	ADJ CONF.	
Average RPI Loss:	135	RECORD	PCT. RANK	GAMES	SCHEDULE	OF SCHEDULE	RPI	RPI	RPI	RPI	
DIV. I ONLY	3-7-1	.31818	260	3-7-0	166	171	231	.44551	230	15	15
DIV. I NON-CONF.	2-6-1	.27778	266	2-6-0	174	187	244	.43232	242	14	14
<hr/>											
TOTALS	RPI 1-25	RPI 26-50		W-L RECORDS	RPI 51-100		RPI 101-150		RPI 150+		
3-7-1	0-0-0	0-2-0		OVERALL	0-1-0		0-0-0		3-4-1		
2-2-1	0-0-0	0-0-0		HOME	0-0-0		0-0-0		2-2-1		
1-4-0	0-0-0	0-2-0		AWAY	0-0-0		0-0-0		1-2-0		
0-1-0	0-0-0	0-0-0		NEUTRAL	0-1-0		0-0-0		0-0-0		
<hr/>											
2-6-1	0-0-0	0-1-0		NON-CONFERENCE	0-1-0		0-0-0		2-4-1		
2-2-1	0-0-0	0-0-0		HOME	0-0-0		0-0-0		2-2-1		
0-3-0	0-0-0	0-0-		AWAY	0-0-0		0-0-0		0-2-0		
0-1-0	0-0-0	0-0-0		NEUTRAL	0-1-0		0-0-0		0-0-0		
<hr/>											
1-1-0	0-0-0	0-1-0		CONFERENCE	0-0-0		0-0-0		1-0-0		
0-0-0	0-0-0	0-0-0		HOME	0-0-0		0-0-0		0-0-0		
1-1-0	0-0-0	0-1-0		AWAY	0-0-0		0-0-0		1-0-0		
0-0-0	0-0-0	0-0-0		NEUTRAL	0-0-0		0-0-0		0-0-0		
<hr/>											
RPI	S	Opponent	Score	RPI	S	Opponent	Score	RPI	S	Opponent	Score
				27	A	Denver	0 4	97	N	UNLV	1 5
				40	A	California	2 5				
								162	H	Pacific	1 0
								170	A	UC Davis	1 3
								172	H	Nevada	0 1
								181	H	San Francisco	1 1
								218	H	UC Riverside	1 3
								222	A	Northern Ariz.	0 1
								224	H	CSU Bakersfield	3 0
								289	A	New Mexico St.	1 0
<hr/>											
LAST 10 GAMES											
				289	A	New Mexico St.	1 0	222	A	Northern Ariz.	0 1
				27	A	Denver	0 4	97	N	UNLV	1 5
				162	H	Pacific	1 0	218	H	UC Riverside	1 3
				224	H	CSU Bakersfield	3 0	172	H	Nevada	0 1
				40	A	California	2 5	170	A	UC Davis	1 3

Non-Div. I Games:

San Jose St.

Average RPI Win: 292		WON-LOST	WINNING	LAST 10	STRENGTH OF		OPP. STRENGTH	TEAM	ADJ		CONF.	ADJ CONF.
Average RPI Loss: 88		RECORD	PCT. RANK	GAMES	SCHEDULE		OF SCHEDULE	RPI	RPI		RPI	RPI
DIV. I ONLY		3-7-2	.33333	250	3-5-2		182	179	232		29	29
DIV. I NON-CONF.		2-6-0	.25	272	2-4-0		128	126	227		29	29
TOTALS		RPI 1-25	RPI 26-50		W-L RECORDS		RPI 51-100		RPI 101-150		RPI 150+	
3-7-2		0-0-0	0-2-0		OVERALL		0-2-0		0-3-0		3-0-2	
3-1-1		0-0-0	0-0-0		HOME		0-0-0		0-1-0		3-0-1	
0-3-1		0-0-0	0-0-0		AWAY		0-1-0		0-2-0		0-0-1	
0-3-0		0-0-0	0-2-0		NEUTRAL		0-1-0		0-0-0		0-0-0	
2-6-0		0-0-0	0-2-0		NON-CONFERENCE		0-2-0		0-2-0		2-0-0	
2-1-0		0-0-0	0-0-0		HOME		0-0-0		0-1-0		2-0-0	
0-2-0		0-0-0	0-0-		AWAY		0-1-0		0-1-0		0-0-0	
0-3-0		0-0-0	0-2-0		NEUTRAL		0-1-0		0-0-0		0-0-0	
1-1-2		0-0-0	0-0-0		CONFERENCE		0-0-0		0-1-0		1-0-2	
1-0-1		0-0-0	0-0-0		HOME		0-0-0		0-0-0		1-0-1	
0-1-1		0-0-0	0-0-0		AWAY		0-0-0		0-1-0		0-0-1	
0-0-0		0-0-0	0-0-0		NEUTRAL		0-0-0		0-0-0		0-0-0	
RPI S	Opponent	Score	RPI S	Opponent	Score	RPI S	Opponent	Score	RPI S	Opponent	Score	
			27 N	Denver	0 2	54 A	Colorado	0 2	126 A	Saint Francis (PA)	0 1	
			39 N	Iowa	0 4	93 N	Syracuse	1 2	137 H	Delaware	0 1	
									140 A	Seton Hall	0 2	
									165 H	Quinnipiac	0 0	
									271 H	UMBC	1 0	
									288 H	Wagner	3 0	
									313 A	Robert Morris	1 1	
									318 H	Saint Peter's	2 1	
LAST 10 GAMES												
			288 H	Wagner	3 0	126 A	Saint Francis (PA)	0 1				
			165 H	Quinnipiac	0 0	313 A	Robert Morris	1 1				
			93 N	Syracuse	1 2	137 H	Delaware	0 1				
			271 H	UMBC	1 0	318 H	Saint Peter's	2 1				
			27 N	Denver	0 2	39 N	Iowa	0 4				

Non-Div. I Games:

LIU Brooklyn

Average RPI Win: 252		WON-LOST	WINNING	LAST 10	STRENGTH OF		OPP. STRENGTH	TEAM	ADJ	CONF.	ADJ CONF.				
Average RPI Loss: 147		RECORD	PCT. RANK	GAMES	SCHEDULE		OF SCHEDULE	RPI	RPI	RPI	RPI				
DIV. I ONLY		5-6-0	.45455	194	5-5-0		261	198	235	.44341	232	26	26		
DIV. I NON-CONF.		4-5-0	.44444	191	4-4-0		237	149	220	.4552	220	26	26		
<hr/>															
TOTALS		RPI 1-25		RPI 26-50		W-L RECORDS		RPI 51-100		RPI 101-150		RPI 150+			
5-6-0		0-0-0		0-0-0		OVERALL		0-2-0		0-1-0		5-3-0			
3-1-0		0-0-0		0-0-0		HOME		0-0-0		0-1-0		3-0-0			
2-5-0		0-0-0		0-0-0		AWAY		0-2-0		0-0-0		2-3-0			
0-0-0		0-0-0		0-0-0		NEUTRAL		0-0-0		0-0-0		0-0-0			
<hr/>															
4-5-0		0-0-0		0-0-0		NON-CONFERENCE		0-2-0		0-1-0		4-2-0			
3-1-0		0-0-0		0-0-0		HOME		0-0-0		0-1-0		3-0-0			
1-4-0		0-0-0		0-0-		AWAY		0-2-0		0-0-0		1-2-0			
0-0-0		0-0-0		0-0-0		NEUTRAL		0-0-0		0-0-0		0-0-0			
<hr/>															
1-1-0		0-0-0		0-0-0		CONFERENCE		0-0-0		0-0-0		1-1-0			
0-0-0		0-0-0		0-0-0		HOME		0-0-0		0-0-0		0-0-0			
1-1-0		0-0-0		0-0-0		AWAY		0-0-0		0-0-0		1-1-0			
0-0-0		0-0-0		0-0-0		NEUTRAL		0-0-0		0-0-0		0-0-0			
<hr/>															
RPI	S	Opponent	Score	RPI	S	Opponent	Score	RPI	S	Opponent	Score	RPI	S	Opponent	Score
</															

Non-Div. I Games:

Siena

Average RPI Win: 292		WON-LOST	WINNING	LAST 10	STRENGTH OF		OPP. STRENGTH	TEAM	ADJ		CONF.	ADJ CONF.	
Average RPI Loss: 133		RECORD	PCT. RANK	GAMES	SCHEDULE		OF SCHEDULE	RPI	RPI	RPI	RPI		
DIV. I ONLY		6-5-0	.54545	127	5-5-0		291	272	236	.44315	233	29	29
DIV. I NON-CONF.		5-4-0	.55556	131	4-4-0		304	267	248	.43121	247	29	29
TOTALS		RPI 1-25	RPI 26-50		W-L RECORDS		RPI 51-100		RPI 101-150		RPI 150+		
6-5-0	0-1-0	0-0-0		OVERALL		0-0-0		0-2-0		6-2-0			
3-2-0	0-0-0	0-0-0		HOME		0-0-0		0-1-0		3-1-0			
3-3-0	0-1-0	0-0-0		AWAY		0-0-0		0-1-0		3-1-0			
0-0-0	0-0-0	0-0-0		NEUTRAL		0-0-0		0-0-0		0-0-0			
5-4-0	0-1-0	0-0-0		NON-CONFERENCE		0-0-0		0-1-0		5-2-0			
2-2-0	0-0-0	0-0-0		HOME		0-0-0		0-1-0		2-1-0			
3-2-0	0-1-0	0-0-		AWAY		0-0-0		0-0-0		3-1-0			
0-0-0	0-0-0	0-0-0		NEUTRAL		0-0-0		0-0-0		0-0-0			
1-1-0	0-0-0	0-0-0		CONFERENCE		0-0-0		0-1-0		1-0-0			
1-0-0	0-0-0	0-0-0		HOME		0-0-0		0-0-0		1-0-0			
0-1-0	0-0-0	0-0-0		AWAY		0-0-0		0-1-0		0-0-0			
0-0-0	0-0-0	0-0-0		NEUTRAL		0-0-0		0-0-0		0-0-0			
RPI S	Opponent	Score		RPI S	Opponent	Score		RPI S	Opponent	Score			
22 A	Virginia Tech	0 4						109 H	Navy	0 5			
								126 A	Saint Francis (PA)	0 3			
								195 H	Rider	0 1			
								215 A	Bucknell	0 2			
								240 H	Towson	4 1			
								269 H	Fairleigh Dickinson	2 1			
								293 A	Delaware St.	3 1			
								308 A	Howard	2 1			
								318 A	Saint Peter's	4 1			
								322 H	VMI	4 0			
LAST 10 GAMES													
109 H	Navy	0 5		293 A	Delaware St.	3 1							
269 H	Fairleigh Dickinson	2 1		126 A	Saint Francis (PA)	0 3							
318 A	Saint Peter's	4 1		322 H	VMI	4 0							
22 A	Virginia Tech	0 4		215 A	Bucknell	0 2							
195 H	Rider	0 1		308 A	Howard	2 1							

Non-Div. I Games:

Mt. St. Mary's

Average RPI Win: 229		WON-LOST RECORD		WINNING PCT. RANK		LAST 10 GAMES		STRENGTH OF SCHEDULE		OPP. STRENGTH OF SCHEDULE		TEAM RPI		ADJ RPI		CONF. RPI		ADJ CONF. RPI	
DIV. I ONLY		4-6-2		.41667 216		4-4-2		209		255		230		.44313 234		28		28	
DIV. I NON-CONF.		3-4-1		.4375 200		3-2-1		199		219		213		.45951 215		25		25	
TOTALS		RPI 1-25		RPI 26-50		W-L RECORDS		RPI 51-100		RPI 101-150		RPI 150+							
4-6-2		0-0-0		0-0-0		OVERALL		0-0-0		0-3-0		4-3-2							
3-2-0		0-0-0		0-0-0		HOME		0-0-0		0-0-0		3-2-0							
0-3-2		0-0-0		0-0-0		AWAY		0-0-0		0-2-0		0-1-2							
1-1-0		0-0-0		0-0-0		NEUTRAL		0-0-0		0-1-0		1-0-0							
3-4-1		0-0-0		0-0-0		NON-CONFERENCE		0-0-0		0-3-0		3-1-1							
2-1-0		0-0-0		0-0-0		HOME		0-0-0		0-0-0		2-1-0							
0-2-1		0-0-0		0-0-		AWAY		0-0-0		0-2-0		0-0-1							
1-1-0		0-0-0		0-0-0		NEUTRAL		0-0-0		0-1-0		1-0-0							
1-2-1		0-0-0		0-0-0		CONFERENCE		0-0-0		0-0-0		1-2-1							
1-1-0		0-0-0		0-0-0		HOME		0-0-0		0-0-0		1-1-0							
0-1-1		0-0-0		0-0-0		AWAY		0-0-0		0-0-0		0-1-1							
0-0-0		0-0-0		0-0-0		NEUTRAL		0-0-0		0-0-0		0-0-0							
RPI S	Opponent	Score		RPI S	Opponent	Score		RPI S	Opponent	Score		RPI S	Opponent	Score					
										106 N	Utah St.	0	1						
										122 A	Seattle	0	3						
										132 A	Wyoming	1	4						
										173 A	Air Force	0	0						
										186 A	Portland St.	0	4						
										190 N	Boise St.	3	1						
										194 H	Hawaii	2	1						
										220 A	Sacramento St.	1	1						
										254 H	Idaho St.	2	1						
										274 H	Weber St.	0	1						
										279 H	Idaho	2	0						
										283 H	North Dakota St.	2	3						
LAST 10 GAMES																			
						186 A	Portland St.	0	4	254 H	Idaho St.	2	1						
						220 A	Sacramento St.	1	1	274 H	Weber St.	0	1						
						106 N	Utah St.	0	1	194 H	Hawaii	2	1						
						132 A	Wyoming	1	4	279 H	Idaho	2	0						
						173 A	Air Force	0	0	190 N	Boise St.	3	1						

Non-Div. I Games:

Eastern Wash.

Average RPI Win: 252		WON-LOST	WINNING	LAST 10	STRENGTH OF	OPP. STRENGTH	TEAM	ADJ	CONF.	ADJ CONF.		
Average RPI Loss: 200		RECORD	PCT. RANK	GAMES	SCHEDULE	OF SCHEDULE	RPI	RPI	RPI	RPI		
DIV. I ONLY		6-5-0	.54545	127	6-4-0	290	265	233	.44261	235	26	26
DIV. I NON-CONF.		5-4-0	.55556	131	5-3-0	306	258	249	.42923	248	26	26
<hr/>												
TOTALS		RPI 1-25		RPI 26-50		W-L RECORDS		RPI 51-100		RPI 101-150		RPI 150+
6-5-0		0-0-0		0-0-0		OVERALL		0-0-0		1-0-0		5-5-0
3-2-0		0-0-0		0-0-0		HOME		0-0-0		1-0-0		2-2-0
3-3-0		0-0-0		0-0-0		AWAY		0-0-0		0-0-0		3-3-0
0-0-0		0-0-0		0-0-0		NEUTRAL		0-0-0		0-0-0		0-0-0
5-4-0		0-0-0		0-0-0		NON-CONFERENCE		0-0-0		1-0-0		4-4-0
2-1-0		0-0-0		0-0-0		HOME		0-0-0		1-0-0		1-1-0
3-3-0		0-0-0		0-0-		AWAY		0-0-0		0-0-0		3-3-0
0-0-0		0-0-0		0-0-0		NEUTRAL		0-0-0		0-0-0		0-0-0
1-1-0		0-0-0		0-0-0		CONFERENCE		0-0-0		0-0-0		1-1-0
1-1-0		0-0-0		0-0-0		HOME		0-0-0		0-0-0		1-1-0
0-0-0		0-0-0		0-0-0		AWAY		0-0-0		0-0-0		0-0-0
0-0-0		0-0-0		0-0-0		NEUTRAL		0-0-0		0-0-0		0-0-0
RPI	S	Opponent	Score	RPI	S	Opponent	Score	RPI	S	Opponent	Score	

Non-Div. I Games:

Niagara

Average RPI Win:	251	WON-LOST	WINNING	LAST 10	STRENGTH OF	OPP. STRENGTH	TEAM	ADJ	CONF.	ADJ CONF.				
Average RPI Loss:	154	RECORD	PCT. RANK	GAMES	SCHEDULE	OF SCHEDULE	RPI	RPI	RPI	RPI				
DIV. I ONLY	4-7-1	.375	233	4-5-1	201	222	234	.44088	236	12	12			
DIV. I NON-CONF.	4-5-1	.45	188	4-3-1	234	241	223	.44701	227	13	13			
<hr/>														
TOTALS	RPI 1-25	RPI 26-50		W-L RECORDS	RPI 51-100		RPI 101-150		RPI 150+					
4-7-1	0-0-0	0-1-1		OVERALL	0-0-0		0-4-0		4-2-0					
2-2-0	0-0-0	0-0-0		HOME	0-0-0		0-0-0		2-2-0					
2-5-1	0-0-0	0-1-1		AWAY	0-0-0		0-4-0		2-0-0					
0-0-0	0-0-0	0-0-0		NEUTRAL	0-0-0		0-0-0		0-0-0					
<hr/>														
4-5-1	0-0-0	0-1-1		NON-CONFERENCE	0-0-0		0-2-0		4-2-0					
2-2-0	0-0-0	0-0-0		HOME	0-0-0		0-0-0		2-2-0					
2-3-1	0-0-0	0-1-		AWAY	0-0-0		0-2-0		2-0-0					
0-0-0	0-0-0	0-0-0		NEUTRAL	0-0-0		0-0-0		0-0-0					
<hr/>														
0-2-0	0-0-0	0-0-0		CONFERENCE	0-0-0		0-2-0		0-0-0					
0-0-0	0-0-0	0-0-0		HOME	0-0-0		0-0-0		0-0-0					
0-2-0	0-0-0	0-0-0		AWAY	0-0-0		0-2-0		0-0-0					
0-0-0	0-0-0	0-0-0		NEUTRAL	0-0-0		0-0-0		0-0-0					
<hr/>														
RPI S	Opponent	Score	RPI S	Opponent	Score	RPI S	Opponent	Score	RPI S	Opponent	Score			
			36 A	Ohio St.	0 3									
			38 A	West Virginia	1 1									
			LAST 10 GAMES											
			104 A	La Salle	0 1							296 H	Cleveland St.	2 1
			108 A	Fordham	0 2							159 A	Kent St.	2 1
			313 A	Robert Morris	2 1							316 H	Canisius	0 2
			235 H	Niagara	2 1							36 A	Ohio St.	0 3
			133 A	Pittsburgh	1 3							38 A	West Virginia	1 1

Non-Div. I Games:

Duquesne

Average RPI Win: 277		WON-LOST RECORD	WINNING PCT. RANK		LAST 10 GAMES	STRENGTH OF SCHEDULE	OPP. STRENGTH OF SCHEDULE	TEAM RPI	ADJ RPI	CONF. RPI	ADJ CONF. RPI		
Average RPI Loss: 118													
DIV. I ONLY		4-5-1	.45	201	4-4-1	268	164	237	.44081	237	22	22	
DIV. I NON-CONF.		2-4-1	.35714	237	2-3-1	236	154	242	.4338	240	22	22	
<hr/>													
TOTALS		RPI 1-25		RPI 26-50		W-L RECORDS		RPI 51-100		RPI 101-150		RPI 150+	
4-5-1		0-0-0		0-2-0		OVERALL		0-0-0		0-1-0		4-2-1	
3-2-0		0-0-0		0-1-0		HOME		0-0-0		0-0-0		3-1-0	
1-3-0		0-0-0		0-1-0		AWAY		0-0-0		0-1-0		1-1-0	
0-0-1		0-0-0		0-0-0		NEUTRAL		0-0-0		0-0-0		0-0-1	
2-4-1		0-0-0		0-2-0		NON-CONFERENCE		0-0-0		0-1-0		2-1-1	
2-1-0		0-0-0		0-1-0		HOME		0-0-0		0-0-0		2-0-0	
0-3-0		0-0-0		0-0-		AWAY		0-0-0		0-1-0		0-1-0	
0-0-1		0-0-0		0-0-0		NEUTRAL		0-0-0		0-0-0		0-0-1	
2-1-0		0-0-0		0-0-0		CONFERENCE		0-0-0		0-0-0		2-1-0	
1-1-0		0-0-0		0-0-0		HOME		0-0-0		0-0-0		1-1-0	
1-0-0		0-0-0		0-0-0		AWAY		0-0-0		0-0-0		1-0-0	
0-0-0		0-0-0		0-0-0		NEUTRAL		0-0-0		0-0-0		0-0-0	
RPI	S	Opponent	Score	RPI	S	Opponent	Score	RPI	S	Opponent	Score		
				29	A	Michigan	0 1			128	A	Oakland	2 3
				31	H	Central Mich.	0 1			193	H	Loyola Chicago	1 0
										194	A	Hawaii	1 2
										208	H	Milwaukee	0 2
										212	N	Ball St.	1 1
										292	A	Green Bay	1 0
										305	H	IUPUI	2 0
										316	H	Canisius	4 0
<hr/>													
LAST 10 GAMES													
				193	H	Loyola Chicago	1 0	292	A	Green Bay	1 0		
				208	H	Milwaukee	0 2	305	H	IUPUI	2 0		
				29	A	Michigan	0 1	194	A	Hawaii	1 2		
				316	H	Canisius	4 0	212	N	Ball St.	1 1		
				31	H	Central Mich.	0 1	128	A	Oakland	2 3		

Non-Div. I Games: Marygrove 3 0

Detroit

Average RPI Win: 212		WON-LOST	WINNING	LAST 10	STRENGTH OF	OPP. STRENGTH	TEAM	ADJ	CONF.	ADJ CONF.				
Average RPI Loss: 181		RECORD	PCT. RANK	GAMES	SCHEDULE	OF SCHEDULE	RPI	RPI	RPI	RPI				
DIV. I ONLY		3-6-0	.33333	250	3-6-0	169	263	238	.43981	238	30	30		
DIV. I NON-CONF.		3-5-0	.375	223	3-5-0	84	270	188	.47942	187	30	30		
<hr/>														
TOTALS		RPI 1-25		RPI 26-50		W-L RECORDS		RPI 51-100		RPI 101-150		RPI 150+		
3-6-0		0-0-0		0-0-0		OVERALL		0-1-0		1-2-0		2-3-0		
1-2-0		0-0-0		0-0-0		HOME		0-0-0		0-1-0		1-1-0		
2-4-0		0-0-0		0-0-0		AWAY		0-1-0		1-1-0		1-2-0		
0-0-0		0-0-0		0-0-0		NEUTRAL		0-0-0		0-0-0		0-0-0		
3-5-0		0-0-0		0-0-0		NON-CONFERENCE		0-1-0		1-2-0		2-2-0		
1-2-0		0-0-0		0-0-0		HOME		0-0-0		0-1-0		1-1-0		
2-3-0		0-0-0		0-0-		AWAY		0-1-0		1-1-0		1-1-0		
0-0-0		0-0-0		0-0-0		NEUTRAL		0-0-0		0-0-0		0-0-0		
0-1-0		0-0-0		0-0-0		CONFERENCE		0-0-0		0-0-0		0-1-0		
0-0-0		0-0-0		0-0-0		HOME		0-0-0		0-0-0		0-0-0		
0-1-0		0-0-0		0-0-0		AWAY		0-0-0		0-0-0		0-1-0		
0-0-0		0-0-0		0-0-0		NEUTRAL		0-0-0		0-0-0		0-0-0		
RPI	S	Opponent		Score	RPI	S	Opponent		Score	RPI	S	Opponent		Score

Non-Div. I Games: Goshen 3 0

IPFW

Average RPI Win: 236		WON-LOST RECORD	WINNING PCT. RANK		LAST 10 GAMES	STRENGTH OF SCHEDULE	OPP. STRENGTH OF SCHEDULE	TEAM RPI	ADJ RPI	CONF. RPI	ADJ CONF. RPI						
Average RPI Loss: 87																	
DIV. I ONLY		2-10-0	.16667	292	2-8-0	113	83	239	.4383	239	8	8					
DIV. I NON-CONF.		1-7-0	.125	295	1-5-0	121	73	251	.42355	251	8	8					
<hr/>																	
TOTALS		RPI 1-25		RPI 26-50		W-L RECORDS		RPI 51-100		RPI 101-150		RPI 150+					
2-10-0		0-1-0		0-3-0		OVERALL		0-4-0		0-0-0		2-2-0					
1-5-0		0-1-0		0-1-0		HOME		0-2-0		0-0-0		1-1-0					
1-5-0		0-0-0		0-2-0		AWAY		0-2-0		0-0-0		1-1-0					
0-0-0		0-0-0		0-0-0		NEUTRAL		0-0-0		0-0-0		0-0-0					
1-7-0		0-0-0		0-3-0		NON-CONFERENCE		0-3-0		0-0-0		1-1-0					
0-2-0		0-0-0		0-1-0		HOME		0-1-0		0-0-0		0-0-0					
1-5-0		0-0-0		0-0-		AWAY		0-2-0		0-0-0		1-1-0					
0-0-0		0-0-0		0-0-0		NEUTRAL		0-0-0		0-0-0		0-0-0					
1-3-0		0-1-0		0-0-0		CONFERENCE		0-1-0		0-0-0		1-1-0					
1-3-0		0-1-0		0-0-0		HOME		0-1-0		0-0-0		1-1-0					
0-0-0		0-0-0		0-0-0		AWAY		0-0-0		0-0-0		0-0-0					
0-0-0		0-0-0		0-0-0		NEUTRAL		0-0-0		0-0-0		0-0-0					
RPI	S	Opponent		Score		RPI	S	Opponent		Score		RPI	S	Opponent		Score	
15	H	UCF		0 6		33	A	Oregon St.		0 1		56	H	Oklahoma St.		2 4	
						42	A	Ole Miss		1 4		76	A	Oregon		0 2	
						49	H	Alabama		0 4		87	A	Samford		1 3	
												92	H	East Carolina		0 1	

Average RPI Win: 294		WON-LOST RECORD		WINNING PCT. RANK		LAST 10 GAMES		STRENGTH OF SCHEDULE		OPP. STRENGTH OF SCHEDULE		TEAM RPI		ADJ RPI		CONF. RPI		ADJ CONF. RPI					
DIV. I ONLY		1-10-1		.125 300		1-8-1		60		223		240		.43754 240		13		13					
DIV. I NON-CONF.		0-7-1		.0625 308		0-5-1		47		197		243		.43124 246		11		11					
TOTALS		RPI 1-25		RPI 26-50		W-L RECORDS		RPI 51-100		RPI 101-150		RPI 150+											
1-10-1		0-1-0		0-1-0		OVERALL		0-1-0		0-5-0		1-2-1											
1-1-0		0-0-0		0-0-0		HOME		0-1-0		0-0-0		1-0-0											
0-8-1		0-1-0		0-1-0		AWAY		0-0-0		0-5-0		0-1-1											
0-1-0		0-0-0		0-0-0		NEUTRAL		0-0-0		0-0-0		0-1-0											
0-7-1		0-1-0		0-1-0		NON-CONFERENCE		0-0-0		0-3-0		0-2-1											
0-0-0		0-0-0		0-0-0		HOME		0-0-0		0-0-0		0-0-0											
0-6-1		0-1-0		0-0-		AWAY		0-0-0		0-3-0		0-1-1											
0-1-0		0-0-0		0-0-0		NEUTRAL		0-0-0		0-0-0		0-1-0											
1-3-0		0-0-0		0-0-0		CONFERENCE		0-1-0		0-2-0		1-0-0											
1-1-0		0-0-0		0-0-0		HOME		0-1-0		0-0-0		1-0-0											
0-2-0		0-0-0		0-0-0		AWAY		0-0-0		0-2-0		0-0-0											
0-0-0		0-0-0		0-0-0		NEUTRAL		0-0-0		0-0-0		0-0-0											
RPI	S	Opponent		Score		RPI	S	Opponent		Score		RPI	S	Opponent		Score							
25	A	Maryland		0 5		38	A	West Virginia		0 5		64	H	William & Mary		0 5							
												109	A	Navy		1	2						
												110	A	Drexel		0	4						
												115	A	DePaul		1	2						
												137	A	Delaware		0	1						
												149	A	Valparaiso		0	1						
												154	A	Loyola Maryland		1	1						
												233	A	Mt. St. Mary's		1	4						
												253	N	George Washington		1	2						
												294	H	Old Dominion		3	1						
																		LAST 10 GAMES					
64	H	William & Mary		0	5	137	A	Delaware		0	1												
294	H	Old Dominion		3	1	38	A	West Virginia		0	5												
110	A	Drexel		0	4	109	A	Navy		1	2												
154	A	Loyola Maryland		1	1	253	N	George Washington		1	2												
233	A	Mt. St. Mary's		1	4	25	A	Maryland		0	5												

Average RPI Win: 282		WON-LOST RECORD	WINNING PCT. RANK	LAST 10 GAMES	STRENGTH OF SCHEDULE	OPP. STRENGTH OF SCHEDULE	TEAM RPI	ADJ RPI		CONF. RPI	ADJ CONF. RPI	
Average RPI Loss: 158												
DIV. I ONLY		4-6-3	.42308 207	3-5-2	243	249	242	.43749	241	30	30	
DIV. I NON-CONF.		3-5-3	.40909 215	2-4-2	244	196	233	.43891	233	30	30	
<hr/>												
TOTALS		RPI 1-25		RPI 26-50		W-L RECORDS		RPI 51-100		RPI 101-150		RPI 150+
4-6-3		0-0-0		0-0-0		OVERALL		0-1-0		0-2-0		4-3-3
1-2-2		0-0-0		0-0-0		HOME		0-0-0		0-1-0		1-1-2
2-4-1		0-0-0		0-0-0		AWAY		0-1-0		0-1-0		2-2-1
1-0-0		0-0-0		0-0-0		NEUTRAL		0-0-0		0-0-0		1-0-0
3-5-3		0-0-0		0-0-0		NON-CONFERENCE		0-1-0		0-2-0		3-2-3
1-2-2		0-0-0		0-0-0		HOME		0-0-0		0-1-0		1-1-2
1-3-1		0-0-0		0-0-		AWAY		0-1-0		0-1-0		1-1-1
1-0-0		0-0-0		0-0-0		NEUTRAL		0-0-0		0-0-0		1-0-0
1-1-0		0-0-0		0-0-0		CONFERENCE		0-0-0		0-0-0		1-1-0
0-0-0		0-0-0		0-0-0		HOME		0-0-0		0-0-0		0-0-0
1-1-0		0-0-0		0-0-0		AWAY		0-0-0		0-0-0		1-1-0
0-0-0		0-0-0		0-0-0		NEUTRAL		0-0-0		0-0-0		0-0-0
RPI	S	Opponent	Score	RPI	S	Opponent	Score	RPI	S	Opponent	Score	
						</						

Non-Div. I Games:

UMKC

Average RPI Win: 257		WON-LOST RECORD	WINNING PCT. RANK		LAST 10 GAMES	STRENGTH OF SCHEDULE		OPP. STRENGTH OF SCHEDULE		TEAM RPI	ADJ RPI		CONF. RPI	ADJ CONF. RPI	
Average RPI Loss: 157															
DIV. I ONLY		3-7-1	.31818	260	3-6-1	163		270		243	.43684	242	19	17	
DIV. I NON-CONF.		2-5-0	.28571	261	2-4-0	214		208		256	.41794	255	19	19	
TOTALS		RPI 1-25	RPI 26-50		W-L RECORDS		RPI 51-100		RPI 101-150		RPI 150+				
3-7-1	0-0-0		0-0-0		OVERALL		0-1-0		0-3-0		3-3-1				
2-2-0	0-0-0		0-0-0		HOME		0-0-0		0-1-0		2-1-0				
1-5-1	0-0-0		0-0-0		AWAY		0-1-0		0-2-0		1-2-1				
0-0-0	0-0-0		0-0-0		NEUTRAL		0-0-0		0-0-0		0-0-0				
2-5-0	0-0-0		0-0-0		NON-CONFERENCE		0-0-0		0-2-0		2-3-0				
1-1-0	0-0-0		0-0-0		HOME		0-0-0		0-0-0		1-1-0				
1-4-0	0-0-0		0-0-		AWAY		0-0-0		0-2-0		1-2-0				
0-0-0	0-0-0		0-0-0		NEUTRAL		0-0-0		0-0-0		0-0-0				
1-2-1	0-0-0		0-0-0		CONFERENCE		0-1-0		0-1-0		1-0-1				
1-1-0	0-0-0		0-0-0		HOME		0-0-0		0-1-0		1-0-0				
0-1-1	0-0-0		0-0-0		AWAY		0-1-0		0-0-0		0-0-1				
0-0-0	0-0-0		0-0-0		NEUTRAL		0-0-0		0-0-0		0-0-0				
RPI	S	Opponent	Score	RPI	S	Opponent	Score	RPI	S	Opponent	Score	RPI	S	Opponent	Score
								99	A	UNC Greensboro	1 2	136	A	Winthrop	0 1
												146	H	Furman	0 3
												147	A	North Carolina St.	0 5
												178	A	Maine	1 5
												189	H	Coastal Caro.	0 3
												203	A	Bryant	1 5
												249	A	Charleston So.	3 2
												251	H	UNI	5 0
												256	A	Elon	1 1
												270	H	Wofford	3 1
LAST 10 GAMES															
						99	A	UNC Greensboro	1 2			146	H	Furman	0 3
						256	A	Elon	1 1			249	A	Charleston So.	3 2
						270	H	Wofford	3 1			136	A	Winthrop	0 1
						147	A	North Carolina St.	0 5			251	H	UNI	5 0
						203	A	Bryant	1 5			189	H	Coastal Caro.	0 3

Non-Div. I Games:

Citadel

Average RPI Win:	291	WON-LOST	WINNING	LAST 10	STRENGTH OF	OPP. STRENGTH	TEAM	ADJ	CONF.	ADJ CONF.	
Average RPI Loss:	99	RECORD	PCT. RANK	GAMES	SCHEDULE	OF SCHEDULE	RPI	RPI	RPI	RPI	
DIV. I ONLY	3-7-2	.33333	250	3-6-1	212	152	244	.43486	243	20	20
DIV. I NON-CONF.	3-6-2	.36364	233	3-5-1	238	138	237	.43588	236	21	21
<hr/>											
TOTALS	RPI 1-25	RPI 26-50		W-L RECORDS	RPI 51-100		RPI 101-150		RPI 150+		
3-7-2	0-0-0	0-1-0		OVERALL	0-3-0		0-2-1		3-1-1		
1-4-2	0-0-0	0-0-0		HOME	0-1-0		0-2-1		1-1-1		
2-3-0	0-0-0	0-1-0		AWAY	0-2-0		0-0-0		2-0-0		
0-0-0	0-0-0	0-0-0		NEUTRAL	0-0-0		0-0-0		0-0-0		
<hr/>											
3-6-2	0-0-0	0-1-0		NON-CONFERENCE	0-3-0		0-1-1		3-1-1		
1-3-2	0-0-0	0-0-0		HOME	0-1-0		0-1-1		1-1-1		
2-3-0	0-0-0	0-0-		AWAY	0-2-0		0-0-0		2-0-0		
0-0-0	0-0-0	0-0-0		NEUTRAL	0-0-0		0-0-0		0-0-0		
<hr/>											
0-1-0	0-0-0	0-0-0		CONFERENCE	0-0-0		0-1-0		0-0-0		
0-1-0	0-0-0	0-0-0		HOME	0-0-0		0-1-0		0-0-0		
0-0-0	0-0-0	0-0-0		AWAY	0-0-0		0-0-0		0-0-0		
0-0-0	0-0-0	0-0-0		NEUTRAL	0-0-0		0-0-0		0-0-0		
<hr/>											
RPI	S	Opponent	Score	RPI	S	Opponent	Score	RPI	S	Opponent	Score
				43	A	Kansas	0 3	56	A	Oklahoma St.	1 4
								68	H	Arizona	1 3
								88	A	Cal St. Fullerton	0 1
								106	H	Utah St.	1 1
								116	H	Iowa St.	0 1
								148	H	Illinois St.	1 2
								177	H	Oral Roberts	0 1
								241	H	UMKC	1 1
								278	H	South Dakota St.	2 1
								285	A	Neb. Omaha	4 1
								310	A	South Dakota	3 1
<hr/>											
LAST 10 GAMES											
				148	H	Illinois St.	1 2	241	H	UMKC	1 1
				177	H	Oral Roberts	0 1	88	A	Cal St. Fullerton	0 1
				278	H	South Dakota St.	2 1	285	A	Neb. Omaha	4 1
				310	A	South Dakota	3 1	68	H	Arizona	1 3
				56	A	Oklahoma St.	1 4	43	A	Kansas	0 3

Non-Div. I Games:

Creighton

Average RPI Win: 267		WON-LOST RECORD		WINNING PCT. RANK		LAST 10 GAMES		STRENGTH OF SCHEDULE		OPP. STRENGTH OF SCHEDULE		TEAM RPI		ADJ RPI		CONF. RPI		ADJ CONF. RPI	
DIV. I ONLY		4-4-2		.5 159		3-4-2		308		158		245		.43475 244		24		24	
DIV. I NON-CONF.		3-4-1		.4375 200		2-4-1		276		165		245		.43214 243		23		23	
TOTALS		RPI 1-25		RPI 26-50		W-L RECORDS		RPI 51-100		RPI 101-150		RPI 150+							
4-4-2		0-0-0		0-1-0		OVERALL		0-0-0		0-0-1		4-3-1							
3-0-1		0-0-0		0-0-0		HOME		0-0-0		0-0-1		3-0-0							
1-3-1		0-0-0		0-1-0		AWAY		0-0-0		0-0-0		1-2-1							
0-1-0		0-0-0		0-0-0		NEUTRAL		0-0-0		0-0-0		0-1-0							
3-4-1		0-0-0		0-1-0		NON-CONFERENCE		0-0-0		0-0-1		3-3-0							
2-0-1		0-0-0		0-0-0		HOME		0-0-0		0-0-1		2-0-0							
1-3-0		0-0-0		0-0-		AWAY		0-0-0		0-0-0		1-2-0							
0-1-0		0-0-0		0-0-0		NEUTRAL		0-0-0		0-0-0		0-1-0							
1-0-1		0-0-0		0-0-0		CONFERENCE		0-0-0		0-0-0		1-0-1							
1-0-0		0-0-0		0-0-0		HOME		0-0-0		0-0-0		1-0-0							
0-0-1		0-0-0		0-0-0		AWAY		0-0-0		0-0-0		0-0-1							
0-0-0		0-0-0		0-0-0		NEUTRAL		0-0-0		0-0-0		0-0-0							
RPI	S	Opponent		Score		RPI	S	Opponent		Score		RPI	S	Opponent		Score			
				35	A	Kentucky		1	2					143	H	Wright St.	1	1	
														180	N	Kennesaw St.	0	3	
														184	A	Cincinnati	0	2	
														198	A	Xavier	0	2	
														209	A	Col. of Charleston	3	1	
														228	A	Belmont	1	1	
														272	H	UNC Asheville	2	1	
														273	H	Morehead St.	2	1	
														313	H	Robert Morris	1	0	
LAST 10 GAMES																			
				228	A	Belmont		1	1	209	A	Col. of Charleston		3	1				
				273	H	Morehead St.		2	1	180	N	Kennesaw St.		0	3				
				198	A	Xavier		0	2	143	H	Wright St.		1	1				
				313	H	Robert Morris		1	0	184	A	Cincinnati		0	2				
				272	H	UNC Asheville		2	1	35	A	Kentucky		1	2				

Non-Div. I Games: Transylvania 1 0

Eastern Ky.

Average RPI Win: 263		WON-LOST RECORD		WINNING PCT. RANK		LAST 10 GAMES		STRENGTH OF SCHEDULE		OPP. STRENGTH OF SCHEDULE		TEAM RPI		ADJ RPI		CONF. RPI		ADJ CONF. RPI	
DIV. I ONLY		3-9-0		.25 276		3-7-0		122		244		241		.43451 245		24		24	
DIV. I NON-CONF.		2-7-0		.22222 282		2-5-0		111		256		246		.42852 249		23		23	
TOTALS		RPI 1-25		RPI 26-50		W-L RECORDS		RPI 51-100		RPI 101-150		RPI 150+							
3-9-0		0-0-0		0-1-0		OVERALL		0-3-0		0-1-0		3-4-0							
1-2-0		0-0-0		0-0-0		HOME		0-0-0		0-0-0		1-2-0							
2-7-0		0-0-0		0-1-0		AWAY		0-3-0		0-1-0		2-2-0							
0-0-0		0-0-0		0-0-0		NEUTRAL		0-0-0		0-0-0		0-0-0							
2-7-0		0-0-0		0-1-0		NON-CONFERENCE		0-2-0		0-1-0		2-3-0							
1-2-0		0-0-0		0-0-0		HOME		0-0-0		0-0-0		1-2-0							
1-5-0		0-0-0		0-0-		AWAY		0-2-0		0-1-0		1-1-0							
0-0-0		0-0-0		0-0-0		NEUTRAL		0-0-0		0-0-0		0-0-0							
1-2-0		0-0-0		0-0-0		CONFERENCE		0-1-0		0-0-0		1-1-0							
0-0-0		0-0-0		0-0-0		HOME		0-0-0		0-0-0		0-0-0							
1-2-0		0-0-0		0-0-0		AWAY		0-1-0		0-0-0		1-1-0							
0-0-0		0-0-0		0-0-0		NEUTRAL		0-0-0		0-0-0		0-0-0							
RPI	S	Opponent		Score		RPI	S	Opponent		Score		RPI	S	Opponent		Score			
						39	A	Iowa	0 5				144	A	Drake	0 1			
													82	A	Butler	0 3			
													95	A	Jacksonville St.	0 1			
</																			

Non-Div. I Games:

Eastern Ill.

Average RPI Win: 256		WON-LOST	WINNING	LAST 10	STRENGTH OF		OPP. STRENGTH	TEAM	ADJ	CONF.	ADJ CONF.
Average RPI Loss: 128		RECORD	PCT. RANK	GAMES	SCHEDULE		OF SCHEDULE	RPI	RPI	RPI	RPI
DIV. I ONLY		4-7-1	.375	233	4-6-0		246	153	247	.43447	246
DIV. I NON-CONF.		3-6-1	.35	240	3-5-0		280	148	269	.40882	267
TOTALS		RPI 1-25	RPI 26-50		W-L RECORDS		RPI 51-100		RPI 101-150		RPI 150+
4-7-1		0-0-0	0-0-0		OVERALL		0-2-1		1-2-0		3-3-0
3-0-0		0-0-0	0-0-0		HOME		0-0-0		1-0-0		2-0-0
1-7-1		0-0-0	0-0-0		AWAY		0-2-1		0-2-0		1-3-0
0-0-0		0-0-0	0-0-0		NEUTRAL		0-0-0		0-0-0		0-0-0
3-6-1		0-0-0	0-0-0		NON-CONFERENCE		0-2-1		0-1-0		3-3-0
2-0-0		0-0-0	0-0-0		HOME		0-0-0		0-0-0		2-0-0
1-6-1		0-0-0	0-0-		AWAY		0-2-1		0-1-0		1-3-0
0-0-0		0-0-0	0-0-0		NEUTRAL		0-0-0		0-0-0		0-0-0
1-1-0		0-0-0	0-0-0		CONFERENCE		0-0-0		1-1-0		0-0-0
1-0-0		0-0-0	0-0-0		HOME		0-0-0		1-0-0		0-0-0
0-1-0		0-0-0	0-0-0		AWAY		0-0-0		0-1-0		0-0-0
0-0-0		0-0-0	0-0-0		NEUTRAL		0-0-0		0-0-0		0-0-0
RPI S	Opponent	Score	RPI S	Opponent	Score	RPI S	Opponent	Score	RPI S	Opponent	Score
						74 A	Hofstra	1 2	101 A	Colgate	1 6
						77 A	Massachusetts	0 1	103 A	Boston U.	1 3
						93 A	Syracuse	1 1	135 H	Stony Brook	4 1
									169 A	Western Caro.	1 3
									176 A	Rhode Island	1 3
									197 A	Northeastern	0 2
									272 A	UNC Asheville	6 3
									299 H	Cornell	5 2
									316 H	Canisius	4 3
LAST 10 GAMES											
						135 H	Stony Brook	4 1	197 A	Northeastern	0 2
						103 A	Boston U.	1 3	74 A	Hofstra	1 2
						176 A	Rhode Island	1 3	299 H	Cornell	5 2
						272 A	UNC Asheville	6 3	316 H	Canisius	4 3
						169 A	Western Caro.	1 3	101 A	Colgate	1 6

Non-Div. I Games:

Albany (NY)

Average RPI Win: 297		WON-LOST RECORD		WINNING PCT. RANK		LAST 10 GAMES		STRENGTH OF SCHEDULE		OPP. STRENGTH OF SCHEDULE		TEAM RPI		ADJ RPI		CONF. RPI		ADJ CONF. RPI	
DIV. I ONLY		5-5-1		.5 159		5-4-1		283		275		248		.43298 247		25		25	
DIV. I NON-CONF.		5-5-1		.5 152		5-4-1		278		273		240		.43298 241		24		24	
TOTALS		RPI 1-25		RPI 26-50		W-L RECORDS		RPI 51-100		RPI 101-150		RPI 150+							
5-5-1		0-0-0		0-0-0		OVERALL		0-1-0		0-1-1		5-3-0							
4-0-0		0-0-0		0-0-0		HOME		0-0-0		0-0-0		4-0-0							
0-4-1		0-0-0		0-0-0		AWAY		0-1-0		0-1-1		0-2-0							
1-1-0		0-0-0		0-0-0		NEUTRAL		0-0-0		0-0-0		1-1-0							
5-5-1		0-0-0		0-0-0		NON-CONFERENCE		0-1-0		0-1-1		5-3-0							
4-0-0		0-0-0		0-0-0		HOME		0-0-0		0-0-0		4-0-0							
0-4-1		0-0-0		0-0-		AWAY		0-1-0		0-1-1		0-2-0							
1-1-0		0-0-0		0-0-0		NEUTRAL		0-0-0		0-0-0		1-1-0							
0-0-0		0-0-0		0-0-0		CONFERENCE		0-0-0		0-0-0		0-0-0							
0-0-0		0-0-0		0-0-0		HOME		0-0-0		0-0-0		0-0-0							
0-0-0		0-0-0		0-0-0		AWAY		0-0-0		0-0-0		0-0-0							
0-0-0		0-0-0		0-0-0		NEUTRAL		0-0-0		0-0-0		0-0-0							
RPI	S	Opponent		Score	RPI	S	Opponent		Score	RPI	S	Opponent		Score					
							72	A Charlotte	0 6	125	A Campbell			1 1					
										136	A Winthrop			0 2					
										178	N Maine			0 1					
										189	A Coastal Caro.			0 3					
										249	H Charleston So.	3 1							
										256	A Elon	0 1							
										301	H Presbyterian	4 3							
										306	N Alabama St.	3 0							
										312	H USC Upstate	4 0							
										317	H Prairie View	3 2							
LAST 10 GAMES																			
							72	A Charlotte	0 6	136	A Winthrop			0 2					
							317	H Prairie View	3 2	249	H Charleston So.	3 1							
							256	A Elon	0 1	312	H USC Upstate	4 0							
							125	A Campbell	1 1	178	N Maine	0 1							
							301	H Presbyterian	4 3	306	N Alabama St.	3 0							

Non-Div. I Games:

Francis Marion

Average RPI Win:	252	WON-LOST	WINNING	LAST 10	STRENGTH OF	OPP. STRENGTH	TEAM	ADJ	CONF.	ADJ CONF.	
Average RPI Loss:	123	RECORD	PCT. RANK	GAMES	SCHEDULE	OF SCHEDULE	RPI	RPI	RPI	RPI	
DIV. I ONLY	3-8-1	.29167	268	3-6-1	187	204	250	.43079	248	12	12
DIV. I NON-CONF.	3-6-1	.35	240	3-4-1	208	214	238	.43441	239	13	13
<hr/>											
TOTALS	RPI 1-25	RPI 26-50		W-L RECORDS		RPI 51-100		RPI 101-150		RPI 150+	
3-8-1	0-0-0	0-1-0		OVERALL		0-2-0		0-3-0		3-2-1	
1-3-1	0-0-0	0-0-0		HOME		0-1-0		0-1-0		1-1-1	
2-5-0	0-0-0	0-1-0		AWAY		0-1-0		0-2-0		2-1-0	
0-0-0	0-0-0	0-0-0		NEUTRAL		0-0-0		0-0-0		0-0-0	
3-6-1	0-0-0	0-1-0		NON-CONFERENCE		0-2-0		0-1-0		3-2-1	
1-3-1	0-0-0	0-0-0		HOME		0-1-0		0-1-0		1-1-1	
2-3-0	0-0-0	0-0-		AWAY		0-1-0		0-0-0		2-1-0	
0-0-0	0-0-0	0-0-0		NEUTRAL		0-0-0		0-0-0		0-0-0	
0-2-0	0-0-0	0-0-0		CONFERENCE		0-0-0		0-2-0		0-0-0	
0-0-0	0-0-0	0-0-0		HOME		0-0-0		0-0-0		0-0-0	
0-2-0	0-0-0	0-0-0		AWAY		0-0-0		0-2-0		0-0-0	
0-0-0	0-0-0	0-0-0		NEUTRAL		0-0-0		0-0-0		0-0-0	
<hr/>											
RPI S	Opponent	Score	RPI S	Opponent	Score	RPI S	Opponent	Score	RPI S	Opponent	Score
48 A	Marquette	0 4	74 A	Hofstra	0 2	104 A	La Salle	0 1	108 A	Fordham	0 2
			93 H	Syracuse	0 2	133 H	Pittsburgh	1 2	204 A	Binghamton	1 0
						208 A	Milwaukee	0 4	215 H	Bucknell	0 3
						235 H	Niagara	4 3	281 H	Buffalo	1 1
						316 A	Canisius	3 2			
<hr/>											
LAST 10 GAMES											
108 A	Fordham	0 2	235 H	Niagara	4 3						
104 A	La Salle	0 1	204 A	Binghamton	1 0						
316 A	Canisius	3 2	74 A	Hofstra	0 2						
281 H	Buffalo	1 1	215 H	Bucknell	0 3						
133 H	Pittsburgh	1 2	93 H	Syracuse	0 2						

Non-Div. I Games:

St. Bonaventure

Average RPI Win:	270	WON-LOST RECORD	WINNING PCT. RANK	LAST 10 GAMES	STRENGTH OF SCHEDULE	OPP. STRENGTH OF SCHEDULE	TEAM RPI	ADJ RPI	CONF. RPI	ADJ CONF. RPI		
DIV. I ONLY		4-6-1	.40909	225	3-6-1	226	289	249	.42964	249	27	27
DIV. I NON-CONF.		2-4-1	.35714	237	1-4-1	270	278	274	.39853	273	27	28
<hr/>												
TOTALS	RPI 1-25	RPI 26-50		W-L RECORDS		RPI 51-100		RPI 101-150		RPI 150+		
4-6-1	0-0-0	0-0-0		OVERALL		0-0-0		0-1-0		4-5-1		
2-3-1	0-0-0	0-0-0		HOME		0-0-0		0-0-0		2-3-1		
2-3-0	0-0-0	0-0-0		AWAY		0-0-0		0-1-0		2-2-0		
0-0-0	0-0-0	0-0-0		NEUTRAL		0-0-0		0-0-0		0-0-0		
2-4-1	0-0-0	0-0-0		NON-CONFERENCE		0-0-0		0-0-0		2-4-1		
1-2-1	0-0-0	0-0-0		HOME		0-0-0		0-0-0		1-2-1		
1-2-0	0-0-0	0-0-		AWAY		0-0-0		0-0-0		1-2-0		
0-0-0	0-0-0	0-0-0		NEUTRAL		0-0-0		0-0-0		0-0-0		
2-2-0	0-0-0	0-0-0		CONFERENCE		0-0-0		0-1-0		2-1-0		
1-1-0	0-0-0	0-0-0		HOME		0-0-0		0-0-0		1-1-0		
1-1-0	0-0-0	0-0-0		AWAY		0-0-0		0-1-0		1-0-0		
0-0-0	0-0-0	0-0-0		NEUTRAL		0-0-0		0-0-0		0-0-0		
RPI	S	Opponent	Score	RPI	S	Opponent	Score	RPI	S	Opponent	Score	
								136	A	Winthrop	0 4	
								153	H	Mercer	0 2	
								175	H	Longwood	0 2	
								202	H	Ga. Southern	1 1	
								209	A	Col. of Charleston	1 3	
								214	H	Liberty	3 2	
								242	H	Citadel	2 3	
								247	A	Francis Marion	1 3	
								251	H	UNI	1 0	
								304	A	Gardner-Webb	4 1	
								312	A	USC Upstate	2 1	
LAST 10 GAMES												
						214	H	Liberty	3	2		
						175	H	Longwood	0	2		
						136	A	Winthrop	0	4		
						209	A	Col. of Charleston	1	3		
						153	H	Mercer	0	2		
						304	A	Gardner-Webb	4	1		
						242	H	Citadel	2	3		
						202	H	Ga. Southern	1	1		
						247	A	Francis Marion	1	3		
						251	H	UNI	1	0		

Non-Div. I Games:

Charleston So.

Average RPI Win:	290	WON-LOST RECORD	WINNING PCT. RANK	LAST 10 GAMES	STRENGTH OF SCHEDULE	OPP. STRENGTH OF SCHEDULE	TEAM RPI	ADJ RPI	CONF. RPI	ADJ CONF. RPI				
DIV. I ONLY		2-8-2	.25	276	2-7-1	157	202	251	.42836	250	18	18		
DIV. I NON-CONF.		2-7-2	.27273	270	2-6-1	217	180	258	.41713	256	18	18		
<hr/>														
TOTALS	RPI 1-25	RPI 26-50		W-L RECORDS		RPI 51-100		RPI 101-150		RPI 150+				
2-8-2	0-1-0	0-0-0		OVERALL		0-0-0		0-4-1		2-3-1				
1-4-0	0-1-0	0-0-0		HOME		0-0-0		0-1-0		1-2-0				
1-4-2	0-0-0	0-0-0		AWAY		0-0-0		0-3-1		1-1-1				
0-0-0	0-0-0	0-0-0		NEUTRAL		0-0-0		0-0-0		0-0-0				
<hr/>														
2-7-2	0-1-0	0-0-0		NON-CONFERENCE		0-0-0		0-3-1		2-3-1				
1-4-0	0-1-0	0-0-0		HOME		0-0-0		0-1-0		1-2-0				
1-3-2	0-0-0	0-0-		AWAY		0-0-0		0-2-1		1-1-1				
0-0-0	0-0-0	0-0-0		NEUTRAL		0-0-0		0-0-0		0-0-0				
<hr/>														
0-1-0	0-0-0	0-0-0		CONFERENCE		0-0-0		0-1-0		0-0-0				
0-0-0	0-0-0	0-0-0		HOME		0-0-0		0-0-0		0-0-0				
0-1-0	0-0-0	0-0-0		AWAY		0-0-0		0-1-0		0-0-0				
0-0-0	0-0-0	0-0-0		NEUTRAL		0-0-0		0-0-0		0-0-0				
<hr/>														
RPI	S	Opponent	Score		RPI	S	Opponent	Score		RPI	S	Opponent	Score	
22	H	Virginia Tech	0	3						109	A	Navy	0	1
										117	A	Villanova	0	2
										130	H	VCU	0	1
										134	A	Saint Joseph's	2	2
										150	A	George Mason	1	2
										154	H	Loyola Maryland	1	2
										156	A	Richmond	0	2
										214	H	Liberty	0	2
										253	A	George Washington	1	1
										271	A	UMBC	2	1
										308	H	Howard	2	1
<hr/>														
LAST 10 GAMES														
					109	A	Navy	0	1	308	H	Howard	2	1
					156	A	Richmond	0	2	154	H	Loyola Maryland	1	2
					253	A	George Washington	1	1	130	H	VCU	0	1
					271	A	UMBC	2	1	22	H	Virginia Tech	0	3
					150	A	George Mason	1	2	214	H	Liberty	0	2

Non-Div. I Games:

American

Average RPI Win: 268		WON-LOST RECORD		WINNING PCT. RANK		LAST 10 GAMES		STRENGTH OF SCHEDULE		OPP. STRENGTH OF SCHEDULE		TEAM RPI		ADJ RPI		CONF. RPI		ADJ CONF. RPI	
DIV. I ONLY		5-7-1		.42308 207		2-6-1		234		284		246		.42816 251		20		20	
DIV. I NON-CONF.		4-7-0		.36364 233		1-6-0		274		275		273		.39655 274		21		21	
TOTALS		RPI 1-25		RPI 26-50		W-L RECORDS		RPI 51-100		RPI 101-150		RPI 150+							
5-7-1		0-0-0		0-1-0		OVERALL		0-0-0		0-1-1		5-5-0							
2-1-1		0-0-0		0-1-0		HOME		0-0-0		0-0-1		2-0-0							
3-5-0		0-0-0		0-0-0		AWAY		0-0-0		0-1-0		3-4-0							
0-1-0		0-0-0		0-0-0		NEUTRAL		0-0-0		0-0-0		0-1-0							
4-7-0		0-0-0		0-1-0		NON-CONFERENCE		0-0-0		0-1-0		4-5-0							
2-1-0		0-0-0		0-1-0		HOME		0-0-0		0-0-0		2-0-0							
2-5-0		0-0-0		0-0-		AWAY		0-0-0		0-1-0		2-4-0							
0-1-0		0-0-0		0-0-0		NEUTRAL		0-0-0		0-0-0		0-1-0							
1-0-1		0-0-0		0-0-0		CONFERENCE		0-0-0		0-0-1		1-0-0							
0-0-1		0-0-0		0-0-0		HOME		0-0-0		0-0-1		0-0-0							
1-0-0		0-0-0		0-0-0		AWAY		0-0-0		0-0-0		1-0-0							
0-0-0		0-0-0		0-0-0		NEUTRAL		0-0-0		0-0-0		0-0-0							
RPI	S	Opponent		Score		RPI	S	Opponent		Score		RPI	S	Opponent		Score			
						39	H	Iowa	0	3			116	A	Iowa St.	1	7		
													144	H	Drake	1	1		
													211	A	SIU Edwardsville	0	2		
													242	A	Citadel	0	5		
													245	A	Eastern Ill.	2	1		
													249	A	Charleston So.	0	1		
													252	A	Indiana St.	1	0		
													259	A	Western Ill.	1	0		
													278	A	South Dakota St.	0	4		
													283	H	North Dakota St.	2	1		
													292	N	Green Bay	0	1		
													302	H	North Dakota	5	0		
LAST 10 GAMES																			
						144	H	Drake	1	1	283	H	North Dakota St.	2	1				
						252	A	Indiana St.	1	0	242	A	Citadel	0	5				
						278	A	South Dakota St.	0	4	249	A	Charleston So.	0	1				
						292	N	Green Bay	0	1	116	A	Iowa St.	1	7				
						39	H	Iowa	0	3	211	A	SIU Edwardsville	0	2				

Non-Div. I Games: St. Ambrose 1 0

UNI

Average RPI Win:	271	WON-LOST	WINNING	LAST 10	STRENGTH OF	OPP. STRENGTH	TEAM	ADJ	CONF.	ADJ CONF.		
Average RPI Loss:	169	RECORD	PCT. RANK	GAMES	SCHEDULE	OF SCHEDULE	RPI	RPI	RPI	RPI		
DIV. I ONLY	5-7-1	.42308	207	4-5-1	269	226	254	.42754	252	20	20	
DIV. I NON-CONF.	5-6-1	.45833	185	4-4-1	262	224	235	.43838	234	21	21	
<hr/>												
TOTALS	RPI 1-25	RPI 26-50		W-L RECORDS	RPI 51-100		RPI 101-150		RPI 150+			
5-7-1	0-0-0	0-0-0		OVERALL	0-2-0		0-1-0		5-4-1			
3-4-0	0-0-0	0-0-0		HOME	0-0-0		0-1-0		3-3-0			
2-2-0	0-0-0	0-0-0		AWAY	0-2-0		0-0-0		2-0-0			
0-1-1	0-0-0	0-0-0		NEUTRAL	0-0-0		0-0-0		0-1-1			
<hr/>												
5-6-1	0-0-0	0-0-0		NON-CONFERENCE	0-2-0		0-1-0		5-3-1			
3-3-0	0-0-0	0-0-0		HOME	0-0-0		0-1-0		3-2-0			
2-2-0	0-0-0	0-0-		AWAY	0-2-0		0-0-0		2-0-0			
0-1-1	0-0-0	0-0-0		NEUTRAL	0-0-0		0-0-0		0-1-1			
<hr/>												
0-1-0	0-0-0	0-0-0		CONFERENCE	0-0-0		0-0-0		0-1-0			
0-1-0	0-0-0	0-0-0		HOME	0-0-0		0-0-0		0-1-0			
0-0-0	0-0-0	0-0-0		AWAY	0-0-0		0-0-0		0-0-0			
0-0-0	0-0-0	0-0-0		NEUTRAL	0-0-0		0-0-0		0-0-0			
<hr/>												
RPI	S	Opponent	Score	RPI	S	Opponent	Score	RPI	S	Opponent	Score	
								82	A	Butler	0	3
								94	A	Indiana	1	3
								118	H	Miami (OH)	0	4
								193	H	Loyola Chicago	0	1
								207	N	Montana	0	1
								211	H	SIU Edwardsville	2	0
								220	N	Sacramento St.	0	0
								238	H	IPFW	1	2
								245	H	Eastern Ill.	1	0
								251	H	UNI	0	1
292	A	Green Bay	3	0								
300	H	Murray St.	2	1								
305	A	IUPUI	2	1								
<hr/>												
LAST 10 GAMES												
292	A	Green Bay	3	0	118	H	Miami (OH)	0	4			
193	H	Loyola Chicago	0	1	305	A	IUPUI	2	1			
251	H	UNI	0	1	94	A	Indiana	1	3			
300	H	Murray St.	2	1	220	N	Sacramento St.	0	0			
245	H	Eastern Ill.	1	0	207	N	Montana	0	1			

Non-Div. I Games:

Indiana St.

Average RPI Win:	250	WON-LOST RECORD	WINNING PCT. RANK	LAST 10 GAMES	STRENGTH OF SCHEDULE	OPP. STRENGTH OF SCHEDULE	TEAM RPI	ADJ RPI	CONF. RPI	ADJ CONF. RPI	
Average RPI Loss:	145										
DIV. I ONLY		4-6-1	.40909 225	4-5-1	277	160	252	.42747 253	12	12	
DIV. I NON-CONF.		4-4-1	.5 152	4-3-1	288	168	232	.44032 232	13	13	
<hr/>											
TOTALS	RPI 1-25		RPI 26-50	W-L RECORDS		RPI 51-100		RPI 101-150		RPI 150+	
4-6-1	0-0-0		0-1-0	OVERALL		0-0-0		0-2-0		4-3-1	
3-2-1	0-0-0		0-0-0	HOME		0-0-0		0-1-0		3-1-1	
0-3-0	0-0-0		0-1-0	AWAY		0-0-0		0-1-0		0-1-0	
1-1-0	0-0-0		0-0-0	NEUTRAL		0-0-0		0-0-0		1-1-0	
4-4-1	0-0-0		0-1-0	NON-CONFERENCE		0-0-0		0-1-0		4-2-1	
3-0-1	0-0-0		0-0-0	HOME		0-0-0		0-0-0		3-0-1	
0-3-0	0-0-0		0-0-	AWAY		0-0-0		0-1-0		0-1-0	
1-1-0	0-0-0		0-0-0	NEUTRAL		0-0-0		0-0-0		1-1-0	
0-2-0	0-0-0		0-0-0	CONFERENCE		0-0-0		0-1-0		0-1-0	
0-2-0	0-0-0		0-0-0	HOME		0-0-0		0-1-0		0-1-0	
0-0-0	0-0-0		0-0-0	AWAY		0-0-0		0-0-0		0-0-0	
0-0-0	0-0-0		0-0-0	NEUTRAL		0-0-0		0-0-0		0-0-0	
<hr/>											
RPI S	Opponent	Score	RPI S	Opponent	Score	RPI S	Opponent	Score	RPI S	Opponent	Score
			26 A	Georgetown	0 2				130 H	VCU	0 2
									150 A	George Mason	1 2
									151 H	Columbia	1 0
									156 H	Richmond	0 2
									195 N	Rider	0 1
									214 A	Liberty	0 1
									240 N	Towson	2 1
									250 H	American	1 1
									299 H	Cornell	3 2
									308 H	Howard	2 0
<hr/>											
LAST 10 GAMES											
			130 H	VCU	0 2	250 H	American	1 1			
			156 H	Richmond	0 2	214 A	Liberty	0 1			
			308 H	Howard	2 0	195 N	Rider	0 1			
			151 H	Columbia	1 0	240 N	Towson	2 1			
			150 A	George Mason	1 2	299 H	Cornell	3 2			

Non-Div. I Games:

George Washington

Average RPI Win:	282	WON-LOST	WINNING	LAST 10	STRENGTH OF	OPP. STRENGTH	TEAM	ADJ	CONF.	ADJ CONF.	
Average RPI Loss:	182	RECORD	PCT. RANK	GAMES	SCHEDULE	OF SCHEDULE	RPI	RPI	RPI	RPI	
DIV. I ONLY	6-4-1	.59091	106	4-4-1	317	257	255	.42686	254	28	28
DIV. I NON-CONF.	4-3-0	.57143	118	2-3-0	317	244	253	.42231	252	25	25
<hr/>											
TOTALS	RPI 1-25	RPI 26-50		W-L RECORDS		RPI 51-100		RPI 101-150		RPI 150+	
6-4-1	0-0-0	0-0-0		OVERALL		0-1-0		0-0-0		6-3-1	
2-0-0	0-0-0	0-0-0		HOME		0-0-0		0-0-0		2-0-0	
1-4-1	0-0-0	0-0-0		AWAY		0-1-0		0-0-0		1-3-1	
3-0-0	0-0-0	0-0-0		NEUTRAL		0-0-0		0-0-0		3-0-0	
<hr/>											
4-3-0	0-0-0	0-0-0		NON-CONFERENCE		0-1-0		0-0-0		4-2-0	
0-0-0	0-0-0	0-0-0		HOME		0-0-0		0-0-0		0-0-0	
1-3-0	0-0-0	0-0-		AWAY		0-1-0		0-0-0		1-2-0	
3-0-0	0-0-0	0-0-0		NEUTRAL		0-0-0		0-0-0		3-0-0	
<hr/>											
2-1-1	0-0-0	0-0-0		CONFERENCE		0-0-0		0-0-0		2-1-1	
2-0-0	0-0-0	0-0-0		HOME		0-0-0		0-0-0		2-0-0	
0-1-1	0-0-0	0-0-0		AWAY		0-0-0		0-0-0		0-1-1	
0-0-0	0-0-0	0-0-0		NEUTRAL		0-0-0		0-0-0		0-0-0	
<hr/>											
RPI	S	Opponent	Score	RPI	S	Opponent	Score	RPI	S	Opponent	Score

Non-Div. I Games: Minot St. 4 0

Idaho St.

Average RPI Win: 298		WON-LOST	WINNING	LAST 10	STRENGTH OF		OPP. STRENGTH	TEAM	ADJ	CONF.	ADJ CONF.
Average RPI Loss: 142		RECORD	PCT. RANK	GAMES	SCHEDULE		OF SCHEDULE	RPI	RPI	RPI	RPI
DIV. I ONLY		5-7-0	.41667	216	4-6-0		258	273	253	.42592	255
DIV. I NON-CONF.		3-7-0	.3	258	2-6-0		281	191	280	.38908	281
TOTALS		RPI 1-25	RPI 26-50		W-L RECORDS		RPI 51-100		RPI 101-150		RPI 150+
5-7-0		0-0-0	0-0-0		OVERALL		0-3-0		0-1-0		5-3-0
3-2-0		0-0-0	0-0-0		HOME		0-1-0		0-0-0		3-1-0
2-3-0		0-0-0	0-0-0		AWAY		0-1-0		0-0-0		2-2-0
0-2-0		0-0-0	0-0-0		NEUTRAL		0-1-0		0-1-0		0-0-0
3-7-0		0-0-0	0-0-0		NON-CONFERENCE		0-3-0		0-1-0		3-3-0
1-2-0		0-0-0	0-0-0		HOME		0-1-0		0-0-0		1-1-0
2-3-0		0-0-0	0-0-		AWAY		0-1-0		0-0-0		2-2-0
0-2-0		0-0-0	0-0-0		NEUTRAL		0-1-0		0-1-0		0-0-0
2-0-0		0-0-0	0-0-0		CONFERENCE		0-0-0		0-0-0		2-0-0
2-0-0		0-0-0	0-0-0		HOME		0-0-0		0-0-0		2-0-0
0-0-0		0-0-0	0-0-0		AWAY		0-0-0		0-0-0		0-0-0
0-0-0		0-0-0	0-0-0		NEUTRAL		0-0-0		0-0-0		0-0-0
RPI S	Opponent	Score	RPI S	Opponent	Score	RPI S	Opponent	Score	RPI S	Opponent	Score
						53 N	Rutgers	0 2	139 N	St. Mary's (CA)	0 1
						65 H	North Texas	0 1	173 A	Air Force	1 2
						80 A	Rice	0 2	226 A	UTEP	0 1
									260 H	Texas St.	0 1
									262 H	Central Ark.	2 1
									289 A	New Mexico St.	1 0
									309 H	Nicholls St.	2 0
									311 A	Texas Southern	1 0
									317 H	Prairie View	1 0
LAST 10 GAMES											
						262 H	Central Ark.	2 1	80 A	Rice	0 2
						309 H	Nicholls St.	2 0	226 A	UTEP	0 1
						173 A	Air Force	1 2	289 A	New Mexico St.	1 0
						311 A	Texas Southern	1 0	53 N	Rutgers	0 2
						65 H	North Texas	0 1	139 N	St. Mary's (CA)	0 1

Non-Div. I Games:

Sam Houston St.

Average RPI Win:		259	WON-LOST		WINNING		LAST 10		STRENGTH OF		OPP. STRENGTH		TEAM		ADJ		CONF.		ADJ CONF.	
Average RPI Loss:		144	RECORD		PCT. RANK		GAMES		SCHEDULE		OF SCHEDULE		RPI		RPI		RPI		RPI	
DIV. I ONLY			3-6-4		.38462		230		2-5-3		271		149		256		.42577		256	
DIV. I NON-CONF.			2-5-2		.33333		244		1-4-1		257		166		259		.41684		257	
TOTALS		RPI 1-25		RPI 26-50		W-L RECORDS		RPI 51-100		RPI 101-150		RPI 150+								
3-6-4		0-1-0		0-0-0		OVERALL		0-0-0		0-2-0		3-3-4								
2-2-2		0-0-0		0-0-0		HOME		0-0-0		0-0-0		2-2-2								
1-2-2		0-1-0		0-0-0		AWAY		0-0-0		0-1-0		1-0-2								
0-2-0		0-0-0		0-0-0		NEUTRAL		0-0-0		0-1-0		0-1-0								
2-5-2		0-1-0		0-0-0		NON-CONFERENCE		0-0-0		0-2-0		2-2-2								
1-1-1		0-0-0		0-0-0		HOME		0-0-0		0-0-0		1-1-1								
1-2-1		0-1-0		0-0-		AWAY		0-0-0		0-1-0		1-0-1								
0-2-0		0-0-0		0-0-0		NEUTRAL		0-0-0		0-1-0		0-1-0								
1-1-2		0-0-0		0-0-0		CONFERENCE		0-0-0		0-0-0		1-1-2								
1-1-1		0-0-0		0-0-0		HOME		0-0-0		0-0-0		1-1-1								
0-0-1		0-0-0		0-0-0		AWAY		0-0-0		0-0-0		0-0-1								
0-0-0		0-0-0		0-0-0		NEUTRAL		0-0-0		0-0-0		0-0-0								
RPI	S	Opponent		Score		RPI	S	Opponent		Score		RPI	S	Opponent		Score				
13	A	Duke		0 8								125	N	Campbell		0 1				
												147	A	North Carolina St.		0 3				
												169	A	Western Caro.		1 1				
												182	H	Appalachian St.		1 2				
												184	H	Cincinnati		1 1				
												189	H	Coastal Caro.		0 3				
												196	A	High Point		1 1				
												206	N	Troy		1 2				
												209	H	Col. of Charleston		2 0				
												242	H	Citadel		1 1				
												247	H	Francis Marion		1 0				
												322	A	VMI		4 0				
LAST 10 GAMES																				
209 H Col. of Charleston						2		0		169 A Western Caro.						1		1		
242 H Citadel						1		1		247 H Francis Marion						1		0		
182 H Appalachian St.						1		2		196 A High Point						1		1		
147 A North Carolina St.						0		3		125 N Campbell						0		1		
189 H Coastal Caro.						0		3		206 N Troy						1		2		

Non-Div. I Games:

Elon

Average RPI Win: 309		WON-LOST RECORD		WINNING PCT. RANK		LAST 10 GAMES		STRENGTH OF SCHEDULE		OPP. STRENGTH OF SCHEDULE		TEAM RPI		ADJ RPI		CONF. RPI		ADJ CONF. RPI	
DIV. I ONLY		4-5-1		.45 201		4-4-1		280		276		258		.42457 257		23		23	
DIV. I NON-CONF.		4-4-0		.5 152		4-3-0		313		218		263		.41383 262		28		27	
TOTALS		RPI 1-25		RPI 26-50		W-L RECORDS		RPI 51-100		RPI 101-150		RPI 150+							
4-5-1		0-1-0		0-0-0		OVERALL		0-0-0		0-1-0		4-3-1							
1-2-1		0-0-0		0-0-0		HOME		0-0-0		0-0-0		1-2-1							
3-3-0		0-1-0		0-0-0		AWAY		0-0-0		0-1-0		3-1-0							
0-0-0		0-0-0		0-0-0		NEUTRAL		0-0-0		0-0-0		0-0-0							
4-4-0		0-1-0		0-0-0		NON-CONFERENCE		0-0-0		0-1-0		4-2-0							
1-2-0		0-0-0		0-0-0		HOME		0-0-0		0-0-0		1-2-0							
3-2-0		0-1-0		0-0-		AWAY		0-0-0		0-1-0		3-0-0							
0-0-0		0-0-0		0-0-0		NEUTRAL		0-0-0		0-0-0		0-0-0							
0-1-1		0-0-0		0-0-0		CONFERENCE		0-0-0		0-0-0		0-1-1							
0-0-1		0-0-0		0-0-0		HOME		0-0-0		0-0-0		0-0-1							
0-1-0		0-0-0		0-0-0		AWAY		0-0-0		0-0-0		0-1-0							
0-0-0		0-0-0		0-0-0		NEUTRAL		0-0-0		0-0-0		0-0-0							
RPI	S	Opponent		Score		RPI	S	Opponent		Score		RPI	S	Opponent		Score			
21	A	Baylor		0 5								112	A	Tulsa		1 5			
												177	A	Oral Roberts		0 5			
												183	H	Houston Baptist		1 3			
												219	H	La.-Lafayette		1 2			
												262	H	Central Ark.		0 0			
												290	A	UALR		4 0			
												311	H	Texas Southern		4 1			
												314	A	Grambling		4 0			
												321	A	Ark.-Pine Bluff		5 0			
LAST 10 GAMES																			
262 H Central Ark.						0 0		321 A Ark.-Pine Bluff						5 0					
219 H La.-Lafayette						1 2		290 A UALR						4 0					
314 A Grambling						4 0		183 H Houston Baptist						1 3					
311 H Texas Southern						4 1		112 A Tulsa						1 5					
21 A Baylor						0 5		177 A Oral Roberts						0 5					

Average RPI Win: 271		WON-LOST RECORD		WINNING PCT. RANK		LAST 10 GAMES		STRENGTH OF SCHEDULE		OPP. STRENGTH OF SCHEDULE		TEAM RPI		ADJ RPI		CONF. RPI		ADJ CONF. RPI	
DIV. I ONLY		5-4-0		.55556 124		5-4-0		316		247		257		.42363 258		22		22	
DIV. I NON-CONF.		4-4-0		.5 152		4-4-0		310		273		264		.41072 265		22		22	
TOTALS		RPI 1-25		RPI 26-50		W-L RECORDS		RPI 51-100		RPI 101-150		RPI 150+							
5-4-0		0-0-0		0-0-0		OVERALL		0-1-0		0-0-0		5-3-0							
3-2-0		0-0-0		0-0-0		HOME		0-0-0		0-0-0		3-2-0							
2-2-0		0-0-0		0-0-0		AWAY		0-1-0		0-0-0		2-1-0							
0-0-0		0-0-0		0-0-0		NEUTRAL		0-0-0		0-0-0		0-0-0							
4-4-0		0-0-0		0-0-0		NON-CONFERENCE		0-1-0		0-0-0		4-3-0							
2-2-0		0-0-0		0-0-0		HOME		0-0-0		0-0-0		2-2-0							
2-2-0		0-0-0		0-0-		AWAY		0-1-0		0-0-0		2-1-0							
0-0-0		0-0-0		0-0-0		NEUTRAL		0-0-0		0-0-0		0-0-0							
1-0-0		0-0-0		0-0-0		CONFERENCE		0-0-0		0-0-0		1-0-0							
1-0-0		0-0-0		0-0-0		HOME		0-0-0		0-0-0		1-0-0							
0-0-0		0-0-0		0-0-0		AWAY		0-0-0		0-0-0		0-0-0							
0-0-0		0-0-0		0-0-0		NEUTRAL		0-0-0		0-0-0		0-0-0							
RPI	S	Opponent		Score	RPI	S	Opponent		Score	RPI	S	Opponent		Score					
							82	A	Butler	1	2	155	A	Ohio	0	1			
												208	H	Milwaukee	2	1			
												235	H	Niagara	1	2			
												236	A	Duquesne	1	0			
												263	H	Northern Ky.	1	2			
												281	H	Buffalo	1	0			
												313	A	Robert Morris	3	2			
												316	H	Canisius	4	0			
LAST 10 GAMES																			
							208	H	Milwaukee	2	1	155	A	Ohio	0	1			
							82	A	Butler	1	2	235	H	Niagara	1	2			
							263	H	Northern Ky.	1	2	316	H	Canisius	4	0			
							236	A	Duquesne	1	0	281	H	Buffalo	1	0			
												313	A	Robert Morris	3	2			

Non-Div. I Games: Cedarville 3 1

Youngstown St.

Average RPI Win:	290	WON-LOST	WINNING	LAST 10	STRENGTH OF	OPP. STRENGTH	TEAM	ADJ	CONF.	ADJ CONF.		
Average RPI Loss:	210	RECORD	PCT. RANK	GAMES	SCHEDULE	OF SCHEDULE	RPI	RPI	RPI	RPI		
DIV. I ONLY	7-2-0	.77778	23	7-1-0	323	238	259	.4202	259	30	30	
DIV. I NON-CONF.	5-2-0	.71429	57	5-1-0	323	213	275	.39581	275	30	30	
<hr/>												
TOTALS	RPI 1-25	RPI 26-50		W-L RECORDS		RPI 51-100		RPI 101-150		RPI 150+		
7-2-0	0-0-0	0-0-0		OVERALL		0-0-0		0-0-0		7-2-0		
2-1-0	0-0-0	0-0-0		HOME		0-0-0		0-0-0		2-1-0		
5-1-0	0-0-0	0-0-0		AWAY		0-0-0		0-0-0		5-1-0		
0-0-0	0-0-0	0-0-0		NEUTRAL		0-0-0		0-0-0		0-0-0		
5-2-0	0-0-0	0-0-0		NON-CONFERENCE		0-0-0		0-0-0		5-2-0		
0-1-0	0-0-0	0-0-0		HOME		0-0-0		0-0-0		0-1-0		
5-1-0	0-0-0	0-0-		AWAY		0-0-0		0-0-0		5-1-0		
0-0-0	0-0-0	0-0-0		NEUTRAL		0-0-0		0-0-0		0-0-0		
2-0-0	0-0-0	0-0-0		CONFERENCE		0-0-0		0-0-0		2-0-0		
2-0-0	0-0-0	0-0-0		HOME		0-0-0		0-0-0		2-0-0		
0-0-0	0-0-0	0-0-0		AWAY		0-0-0		0-0-0		0-0-0		
0-0-0	0-0-0	0-0-0		NEUTRAL		0-0-0		0-0-0		0-0-0		
RPI	S	Opponent	Score	RPI	S	Opponent	Score	RPI	S	Opponent	Score	
								168	A	Missouri St.	0	1
								241	H	UMKC	4	1
								251	H	UNI	0	1
								266	A	Jackson St.	2	0
								290	A	UALR	4	1
								302	A	North Dakota	3	1
								303	A	Mississippi Val.	1	0
								310	H	South Dakota	2	0
								321	A	Ark.-Pine Bluff	8	0
LAST 10 GAMES												
310	H	South Dakota	2	0	266	A	Jackson St.	2	0			
241	H	UMKC	4	1	303	A	Mississippi Val.	1	0			
302	A	North Dakota	3	1	290	A	UALR	4	1			
168	A	Missouri St.	0	1	321	A	Ark.-Pine Bluff	8	0			
								251	H	UNI	0	1

Non-Div. I Games:	St. Ambrose	7	0	Grand View	2	1
-------------------	-------------	---	---	------------	---	---

Western Ill.

Average RPI Win:	291	WON-LOST RECORD	WINNING PCT. RANK	LAST 10 GAMES	STRENGTH OF SCHEDULE	OPP. STRENGTH OF SCHEDULE	TEAM RPI	ADJ RPI	CONF. RPI	ADJ CONF. RPI			
Average RPI Loss:	124												
DIV. I ONLY	4-8-1	.34615	247	3-6-1	264	162	260	.41821	260	15	15		
DIV. I NON-CONF.	3-7-1	.31818	254	2-5-1	253	164	261	.415	260	14	14		
<hr/>													
TOTALS	RPI 1-25	RPI 26-50		W-L RECORDS	RPI 51-100		RPI 101-150		RPI 150+				
4-8-1	0-0-0	0-1-0		OVERALL	0-3-0		0-1-0		4-3-1				
3-4-0	0-0-0	0-1-0		HOME	0-1-0		0-1-0		3-1-0				
1-3-1	0-0-0	0-0-0		AWAY	0-2-0		0-0-0		1-1-1				
0-1-0	0-0-0	0-0-0		NEUTRAL	0-0-0		0-0-0		0-1-0				
<hr/>													
3-7-1	0-0-0	0-1-0		NON-CONFERENCE	0-3-0		0-0-0		3-3-1				
2-3-0	0-0-0	0-1-0		HOME	0-1-0		0-0-0		2-1-0				
1-3-1	0-0-0	0-0-		AWAY	0-2-0		0-0-0		1-1-1				
0-1-0	0-0-0	0-0-0		NEUTRAL	0-0-0		0-0-0		0-1-0				
<hr/>													
1-1-0	0-0-0	0-0-0		CONFERENCE	0-0-0		0-1-0		1-0-0				
1-1-0	0-0-0	0-0-0		HOME	0-0-0		0-1-0		1-0-0				
0-0-0	0-0-0	0-0-0		AWAY	0-0-0		0-0-0		0-0-0				
0-0-0	0-0-0	0-0-0		NEUTRAL	0-0-0		0-0-0		0-0-0				
<hr/>													
RPI S	Opponent	Score	RPI S	Opponent	Score	RPI S	Opponent	Score	RPI S	Opponent	Score		
			31 H	Central Mich.	0 2	78 H	Stephen F. Austin	0 1	122 H	Seattle	0 2		
						80 A	Rice	1 2	167 N	Army	1 2		
						98 A	TCU	0 3	183 A	Houston Baptist	1 1		
									191 H	McNeese St.	0 1		
									226 A	UTEP	1 3		
									255 A	Sam Houston St.	1 0		
									279 H	Idaho	2 1		
									311 H	Texas Southern	6 0		
									317 H	Prairie View	3 0		
<hr/>													
LAST 10 GAMES													
122 H Seattle						0 2	98 A TCU						0 3
279 H Idaho						2 1	31 H Central Mich.						0 2
311 H Texas Southern						6 0	80 A Rice						1 2
191 H McNeese St.						0 1	183 A Houston Baptist						1 1
78 H Stephen F. Austin						0 1	317 H Prairie View						3 0

Non-Div. I Games:

Texas St.

Average RPI Win:	157	WON-LOST	WINNING	LAST 10	STRENGTH OF	OPP. STRENGTH	TEAM	ADJ	CONF.	ADJ CONF.		
Average RPI Loss:	165	RECORD	PCT. RANK	GAMES	SCHEDULE	OF SCHEDULE	RPI	RPI	RPI	RPI		
DIV. I ONLY		1-8-0	.11111	305	1-8-0	90	274	261	.41739	261	18	18
DIV. I NON-CONF.		1-7-0	.125	295	1-7-0	62	238	238	.43501	238	18	18
<hr/>												
TOTALS	RPI 1-25	RPI 26-50		W-L RECORDS		RPI 51-100		RPI 101-150		RPI 150+		
1-8-0	0-0-0	0-0-0		OVERALL		0-1-0		0-4-0		1-3-0		
1-3-0	0-0-0	0-0-0		HOME		0-0-0		0-3-0		1-0-0		
0-5-0	0-0-0	0-0-0		AWAY		0-1-0		0-1-0		0-3-0		
0-0-0	0-0-0	0-0-0		NEUTRAL		0-0-0		0-0-0		0-0-0		
1-7-0	0-0-0	0-0-0		NON-CONFERENCE		0-1-0		0-4-0		1-2-0		
1-3-0	0-0-0	0-0-0		HOME		0-0-0		0-3-0		1-0-0		
0-4-0	0-0-0	0-0-		AWAY		0-1-0		0-1-0		0-2-0		
0-0-0	0-0-0	0-0-0		NEUTRAL		0-0-0		0-0-0		0-0-0		
0-1-0	0-0-0	0-0-0		CONFERENCE		0-0-0		0-0-0		0-1-0		
0-0-0	0-0-0	0-0-0		HOME		0-0-0		0-0-0		0-0-0		
0-1-0	0-0-0	0-0-0		AWAY		0-0-0		0-0-0		0-1-0		
0-0-0	0-0-0	0-0-0		NEUTRAL		0-0-0		0-0-0		0-0-0		
RPI	S	Opponent	Score	RPI	S	Opponent	Score	RPI	S	Opponent	Score	
						89	A Providence	0		4		

Non-Div. I Games:

Lehigh

Average RPI Win: 305		WON-LOST RECORD		WINNING PCT. RANK		LAST 10 GAMES		STRENGTH OF SCHEDULE		OPP. STRENGTH OF SCHEDULE		TEAM RPI		ADJ RPI		CONF. RPI		ADJ CONF. RPI	
DIV. I ONLY		8-3-1		.70833 45		6-3-1		321		277		262		.4164 262		23		23	
DIV. I NON-CONF.		8-2-0		.8 32		6-2-0		322		266		250		.42614 250		28		27	
TOTALS		RPI 1-25		RPI 26-50		W-L RECORDS		RPI 51-100		RPI 101-150		RPI 150+							
8-3-1		0-0-0		0-0-0		OVERALL		0-1-0		0-0-0		8-2-1							
3-1-0		0-0-0		0-0-0		HOME		0-1-0		0-0-0		3-0-0							
5-2-1		0-0-0		0-0-0		AWAY		0-0-0		0-0-0		5-2-1							
0-0-0		0-0-0		0-0-0		NEUTRAL		0-0-0		0-0-0		0-0-0							
8-2-0		0-0-0		0-0-0		NON-CONFERENCE		0-1-0		0-0-0		8-1-0							
3-1-0		0-0-0		0-0-0		HOME		0-1-0		0-0-0		3-0-0							
5-1-0		0-0-0		0-0-		AWAY		0-0-0		0-0-0		5-1-0							
0-0-0		0-0-0		0-0-0		NEUTRAL		0-0-0		0-0-0		0-0-0							
0-1-1		0-0-0		0-0-0		CONFERENCE		0-0-0		0-0-0		0-1-1							
0-0-0		0-0-0		0-0-0		HOME		0-0-0		0-0-0		0-0-0							
0-1-1		0-0-0		0-0-0		AWAY		0-0-0		0-0-0		0-1-1							
0-0-0		0-0-0		0-0-0		NEUTRAL		0-0-0		0-0-0		0-0-0							
RPI	S	Opponent		Score		RPI	S	Opponent		Score		RPI	S	Opponent		Score			

Non-Div. I Games:

Central Ark.

Average RPI Win: 290		WON-LOST	WINNING	LAST 10	STRENGTH OF	OPP. STRENGTH	TEAM	ADJ	CONF.	ADJ CONF.		
Average RPI Loss: 168		RECORD	PCT. RANK	GAMES	SCHEDULE	OF SCHEDULE	RPI	RPI	RPI	RPI		
DIV. I ONLY		4-8-0	.33333	250	3-7-0	231	278	265	.4151	263	21	21
DIV. I NON-CONF.		3-5-0	.375	223	2-4-0	246	300	260	.41628	259	20	20
<hr/>												
TOTALS		RPI 1-25		RPI 26-50		W-L RECORDS		RPI 51-100		RPI 101-150		RPI 150+
4-8-0		0-0-0		0-0-0		OVERALL		0-1-0		0-2-0		4-5-0
0-4-0		0-0-0		0-0-0		HOME		0-0-0		0-1-0		0-3-0
4-3-0		0-0-0		0-0-0		AWAY		0-1-0		0-0-0		4-2-0
0-1-0		0-0-0		0-0-0		NEUTRAL		0-0-0		0-1-0		0-0-0
3-5-0		0-0-0		0-0-0		NON-CONFERENCE		0-0-0		0-2-0		3-3-0
0-2-0		0-0-0		0-0-0		HOME		0-0-0		0-1-0		0-1-0
3-2-0		0-0-0		0-0-		AWAY		0-0-0		0-0-0		3-2-0
0-1-0		0-0-0		0-0-0		NEUTRAL		0-0-0		0-1-0		0-0-0
1-3-0		0-0-0		0-0-0		CONFERENCE		0-1-0		0-0-0		1-2-0
0-2-0		0-0-0		0-0-0		HOME		0-0-0		0-0-0		0-2-0
1-1-0		0-0-0		0-0-0		AWAY		0-1-0		0-0-0		1-0-0
0-0-0		0-0-0		0-0-0		NEUTRAL		0-0-0		0-0-0		0-0-0
RPI	S	Opponent	Score	RPI	S	Opponent	Score	RPI	S	Opponent	Score	
						73 A Fla. Gulf Coast	0 6	128 H Oakland		0 2		
								145 N Western Ky.		1 2		
								174 H North Florida		2 3		
								185 H Jacksonville		1 2		
								198 H Xavier		0 1		
								212 A Ball St.		1 2		
								225 A Tennessee Tech		2 3		
								258 A Youngstown St.		2 1		
								284 A Stetson		1 0		
								300 A Murray St.		4 2		
								316 A Canisius		2 0		
<hr/>												
LAST 10 GAMES												
						284 A Stetson	1 0	73 A Fla. Gulf Coast		0 6		
						174 H North Florida	2 3	300 A Murray St.		4 2		
						185 H Jacksonville	1 2	198 H Xavier		0 1		
						258 A Youngstown St.	2 1	225 A Tennessee Tech		2 3		
						128 H Oakland	0 2	145 N Western Ky.		1 2		

Non-Div. I Games:

Northern Ky.

Average RPI Win: 246		WON-LOST	WINNING	LAST 10	STRENGTH OF	OPP. STRENGTH	TEAM	ADJ	CONF.	ADJ CONF.		
Average RPI Loss: 169		RECORD	PCT. RANK	GAMES	SCHEDULE	OF SCHEDULE	RPI	RPI	RPI	RPI		
DIV. I ONLY		3-8-0	.27273	271	3-7-0	204	246	263	.41328	264	16	16
DIV. I NON-CONF.		2-5-0	.28571	261	2-4-0	269	264	283	.38499	282	16	16
<hr/>												
TOTALS		RPI 1-25		RPI 26-50		W-L RECORDS		RPI 51-100		RPI 101-150		RPI 150+
3-8-0		0-0-0		0-0-0		OVERALL		0-2-0		0-2-0		3-4-0
1-3-0		0-0-0		0-0-0		HOME		0-1-0		0-1-0		1-1-0
1-3-0		0-0-0		0-0-0		AWAY		0-1-0		0-0-0		1-2-0
1-2-0		0-0-0		0-0-0		NEUTRAL		0-0-0		0-1-0		1-1-0
2-5-0		0-0-0		0-0-0		NON-CONFERENCE		0-1-0		0-1-0		2-3-0
1-1-0		0-0-0		0-0-0		HOME		0-0-0		0-0-0		1-1-0
0-2-0		0-0-0		0-0-		AWAY		0-1-0		0-0-0		0-1-0
1-2-0		0-0-0		0-0-0		NEUTRAL		0-0-0		0-1-0		1-1-0
1-3-0		0-0-0		0-0-0		CONFERENCE		0-1-0		0-1-0		1-1-0
0-2-0		0-0-0		0-0-0		HOME		0-1-0		0-1-0		0-0-0
1-1-0		0-0-0		0-0-0		AWAY		0-0-0		0-0-0		1-1-0
0-0-0		0-0-0		0-0-0		NEUTRAL		0-0-0		0-0-0		0-0-0
RPI	S	Opponent	Score	RPI	S	Opponent	Score	RPI	S	Opponent	Score	
						71 H Middle Tenn.	2 3			145 H Western Ky.	0 1	
						97 A UNLV	1 2			148 N Illinois St.	0 7	
										185 H Jacksonville	0 1	
										200 A South Ala.	0 1	
										206 A Troy	2 0	
										222 N Northern Ariz.	0 2	
										239 H UAB	4 3	
										284 A Stetson	2 5	
										292 N Green Bay	2 1	
<hr/>												
LAST 10 GAMES												
						145 H Western Ky.	0 1			71 H Middle Tenn.	2 3	
						200 A South Ala.	0 1			97 A UNLV	1 2	
						206 A Troy	2 0			222 N Northern Ariz.	0 2	
						239 H UAB	4 3			292 N Green Bay	2 1	
						284 A Stetson	2 5			148 N Illinois St.	0 7	

Non-Div. I Games:

Fla. Atlantic

Average RPI Win: 299		WON-LOST RECORD		WINNING PCT. RANK		LAST 10 GAMES		STRENGTH OF SCHEDULE		OPP. STRENGTH OF SCHEDULE		TEAM RPI		ADJ RPI		CONF. RPI		ADJ CONF. RPI	
DIV. I ONLY		4-6-0		.4 228		3-6-0		282		261		266		.41123 265		31		31	
DIV. I NON-CONF.		4-6-0		.4 218		3-6-0		277		265		266		.41123 264		31		31	
TOTALS		RPI 1-25		RPI 26-50		W-L RECORDS		RPI 51-100		RPI 101-150		RPI 150+							
4-6-0		0-0-0		0-0-0		OVERALL		0-1-0		0-1-0		4-4-0							
2-2-0		0-0-0		0-0-0		HOME		0-0-0		0-1-0		2-1-0							
0-4-0		0-0-0		0-0-0		AWAY		0-1-0		0-0-0		0-3-0							
2-0-0		0-0-0		0-0-0		NEUTRAL		0-0-0		0-0-0		2-0-0							
4-6-0		0-0-0		0-0-0		NON-CONFERENCE		0-1-0		0-1-0		4-4-0							
2-2-0		0-0-0		0-0-0		HOME		0-0-0		0-1-0		2-1-0							
0-4-0		0-0-0		0-0-		AWAY		0-1-0		0-0-0		0-3-0							
2-0-0		0-0-0		0-0-0		NEUTRAL		0-0-0		0-0-0		2-0-0							
0-0-0		0-0-0		0-0-0		CONFERENCE		0-0-0		0-0-0		0-0-0							
0-0-0		0-0-0		0-0-0		HOME		0-0-0		0-0-0		0-0-0							
0-0-0		0-0-0		0-0-0		AWAY		0-0-0		0-0-0		0-0-0							
0-0-0		0-0-0		0-0-0		NEUTRAL		0-0-0		0-0-0		0-0-0							
RPI	S	Opponent		Score		RPI	S	Opponent		Score		RPI	S	Opponent		Score			
														</					

Non-Div. I Games: S.C. Aiken 3 1 Emmanuel (GA) 2 0

South Carolina St.

Average RPI Win: 321		WON-LOST	WINNING	LAST 10	STRENGTH OF	OPP. STRENGTH	TEAM	ADJ	CONF.	ADJ CONF.							
Average RPI Loss: 161		RECORD	PCT. RANK	GAMES	SCHEDULE	OF SCHEDULE	RPI	RPI	RPI	RPI							
DIV. I ONLY		1-9-0	.1	307	1-9-0	79	304	264	.40977	266	32	32					
DIV. I NON-CONF.		0-9-0	0	312	0-9-0	28	290	255	.41422	261	32	32					
<hr/>																	
TOTALS		RPI 1-25		RPI 26-50		W-L RECORDS		RPI 51-100		RPI 101-150		RPI 150+					
1-9-0		0-1-0		0-0-0		OVERALL		0-3-0		0-0-0		1-5-0					
1-3-0		0-0-0		0-0-0		HOME		0-2-0		0-0-0		1-1-0					
0-4-0		0-1-0		0-0-0		AWAY		0-1-0		0-0-0		0-2-0					
0-2-0		0-0-0		0-0-0		NEUTRAL		0-0-0		0-0-0		0-2-0					
0-9-0		0-1-0		0-0-0		NON-CONFERENCE		0-3-0		0-0-0		0-5-0					
0-3-0		0-0-0		0-0-0		HOME		0-2-0		0-0-0		0-1-0					
0-4-0		0-1-0		0-0-		AWAY		0-1-0		0-0-0		0-2-0					
0-2-0		0-0-0		0-0-0		NEUTRAL		0-0-0		0-0-0		0-2-0					
1-0-0		0-0-0		0-0-0		CONFERENCE		0-0-0		0-0-0		1-0-0					
1-0-0		0-0-0		0-0-0		HOME		0-0-0		0-0-0		1-0-0					
0-0-0		0-0-0		0-0-0		AWAY		0-0-0		0-0-0		0-0-0					
0-0-0		0-0-0		0-0-0		NEUTRAL		0-0-0		0-0-0		0-0-0					
RPI	S	Opponent		Score		RPI	S	Opponent		Score		RPI	S	Opponent		Score	
5	A	Florida St.		0	5							164	A	Arkansas St.		0	4
												191	N	McNeese St.		0	2
												259	H	Western Ill.		0	2
												265	N	South Carolina St.		0	2
												298	A	Lipscomb		0	2
												321	H	Ark.-Pine Bluff		1	0
<hr/>																	
LAST 10 GAMES																	
5	A	Florida St.		0	5	321	H	Ark.-Pine Bluff		1	0						
90	A	Louisiana Tech		0	4	164	A	Arkansas St.		0	4						
191	N	McNeese St.		0	2	95	H	Jacksonville St.		0	2						
265	N	South Carolina St.		0	2	78	H	Stephen F. Austin		0	8						
259	H	Western Ill.		0	2	298	A	Lipscomb		0	2						

Non-Div. I Games:

Jackson St.

Average RPI Win: 224		WON-LOST	WINNING	LAST 10	STRENGTH OF		OPP. STRENGTH	TEAM	ADJ	CONF.	ADJ CONF.
Average RPI Loss: 179		RECORD	PCT. RANK	GAMES	SCHEDULE		OF SCHEDULE	RPI	RPI	RPI	RPI
DIV. I ONLY		2-6-3	.31818	260	2-5-3		263	192	268	.40941	267
DIV. I NON-CONF.		1-6-2	.22222	282	1-5-2		291	184	299	.36513	295
TOTALS		RPI 1-25	RPI 26-50		W-L RECORDS		RPI 51-100		RPI 101-150		RPI 150+
2-6-3	0-0-0	0-0-0		OVERALL		0-1-0		1-1-0		1-4-3	
1-2-1	0-0-0	0-0-0		HOME		0-0-0		1-0-0		0-2-1	
1-4-2	0-0-0	0-0-0		AWAY		0-1-0		0-1-0		1-2-2	
0-0-0	0-0-0	0-0-0		NEUTRAL		0-0-0		0-0-0		0-0-0	
1-6-2	0-0-0	0-0-0		NON-CONFERENCE		0-1-0		0-1-0		1-4-2	
0-2-1	0-0-0	0-0-0		HOME		0-0-0		0-0-0		0-2-1	
1-4-1	0-0-0	0-0-		AWAY		0-1-0		0-1-0		1-2-1	
0-0-0	0-0-0	0-0-0		NEUTRAL		0-0-0		0-0-0		0-0-0	
1-0-1	0-0-0	0-0-0		CONFERENCE		0-0-0		1-0-0		0-0-1	
1-0-0	0-0-0	0-0-0		HOME		0-0-0		1-0-0		0-0-0	
0-0-1	0-0-0	0-0-0		AWAY		0-0-0		0-0-0		0-0-1	
0-0-0	0-0-0	0-0-0		NEUTRAL		0-0-0		0-0-0		0-0-0	
RPI S	Opponent	Score	RPI S	Opponent	Score	RPI S	Opponent	Score	RPI S	Opponent	Score
						63 A	Purdue	0 4	145 A	Western Ky.	0 3
									148 H	Illinois St.	4 1
									152 H	Saint Louis	0 2
									168 A	Missouri St.	0 0
									198 H	Xavier	1 1
									223 A	Southeast Mo. St.	0 0
									228 A	Belmont	0 1
									238 A	IPFW	1 2
									245 H	Eastern Ill.	1 2
									300 A	Murray St.	2 0
LAST 10 GAMES											
			148 H	Illinois St.	4 1		168 A	Missouri St.	0 0		
			198 H	Xavier	1 1		63 A	Purdue	0 4		
			223 A	Southeast Mo. St.	0 0		228 A	Belmont	0 1		
			238 A	IPFW	1 2		300 A	Murray St.	2 0		
			245 H	Eastern Ill.	1 2		152 H	Saint Louis	0 2		

Non-Div. I Games:

Evansville

Average RPI Win: 299		WON-LOST RECORD		WINNING PCT. RANK		LAST 10 GAMES		STRENGTH OF SCHEDULE		OPP. STRENGTH OF SCHEDULE		TEAM RPI		ADJ RPI		CONF. RPI		ADJ CONF. RPI			
DIV. I ONLY		4-5-0		.44444 204		4-5-0		299		287		267		.40862 268		26		26			
DIV. I NON-CONF.		3-5-0		.375 223		3-5-0		261		277		265		.41024 266		26		26			
TOTALS		RPI 1-25		RPI 26-50		W-L RECORDS		RPI 51-100		RPI 101-150		RPI 150+									
4-5-0		0-0-0		0-0-0		OVERALL		0-0-0		0-2-0		4-3-0									
3-1-0		0-0-0		0-0-0		HOME		0-0-0		0-0-0		3-1-0									
1-4-0		0-0-0		0-0-0		AWAY		0-0-0		0-2-0		1-2-0									
0-0-0		0-0-0		0-0-0		NEUTRAL		0-0-0		0-0-0		0-0-0									
3-5-0		0-0-0		0-0-0		NON-CONFERENCE		0-0-0		0-2-0		3-3-0									
2-1-0		0-0-0		0-0-0		HOME		0-0-0		0-0-0		2-1-0									
1-4-0		0-0-0		0-0-		AWAY		0-0-0		0-2-0		1-2-0									
0-0-0		0-0-0		0-0-0		NEUTRAL		0-0-0		0-0-0		0-0-0									
1-0-0		0-0-0		0-0-0		CONFERENCE		0-0-0		0-0-0		1-0-0									
1-0-0		0-0-0		0-0-0		HOME		0-0-0		0-0-0		1-0-0									
0-0-0		0-0-0		0-0-0		AWAY		0-0-0		0-0-0		0-0-0									
0-0-0		0-0-0		0-0-0		NEUTRAL		0-0-0		0-0-0		0-0-0									
RPI	S	Opponent		Score	RPI	S	Opponent		Score	RPI	S	Opponent		Score							
															108	A	Fordham	0	1		
															135	A	Stony Brook	0	1		
															176	A	Rhode Island	0	2		
															188	H	Holy Cross	0	1		
															282	A	Sacred Heart	1	2		
															288	H	Wagner	1	0		
															293	A	Delaware St.	2	0		
															295	H	Lafayette	2	1		
															318	H	Saint Peter's	3	0		
					LAST 10 GAMES																
					188 H Holy Cross					0	1	318 H Saint Peter's					3	0			
					135 A Stony Brook					0	1	282 A Sacred Heart					1	2			
					288 H Wagner					1	0	293 A Delaware St.					2	0			
					176 A Rhode Island					0	2	108 A Fordham					0	1			
					295 H Lafayette					2	1										

Non-Div. I Games:

Manhattan

Average RPI Win:	295	WON-LOST RECORD	WINNING PCT. RANK	LAST 10 GAMES	STRENGTH OF SCHEDULE	OPP. STRENGTH OF SCHEDULE	TEAM RPI	ADJ RPI	CONF. RPI	ADJ CONF. RPI		
DIV. I ONLY		4-6-3	.42308	207	4-5-1	289	303	269	.40599	269	29	29
DIV. I NON-CONF.		3-3-3	.5	152	3-2-1	275	285	241	.43192	244	29	29
<hr/>												
TOTALS	RPI 1-25	RPI 26-50		W-L RECORDS		RPI 51-100		RPI 101-150		RPI 150+		
4-6-3	0-0-0	0-0-0		OVERALL		0-0-0		0-0-1		4-6-2		
3-2-1	0-0-0	0-0-0		HOME		0-0-0		0-0-0		3-2-1		
1-4-2	0-0-0	0-0-0		AWAY		0-0-0		0-0-1		1-4-1		
0-0-0	0-0-0	0-0-0		NEUTRAL		0-0-0		0-0-0		0-0-0		
<hr/>												
3-3-3	0-0-0	0-0-0		NON-CONFERENCE		0-0-0		0-0-1		3-3-2		
2-1-1	0-0-0	0-0-0		HOME		0-0-0		0-0-0		2-1-1		
1-2-2	0-0-0	0-0-		AWAY		0-0-0		0-0-1		1-2-1		
0-0-0	0-0-0	0-0-0		NEUTRAL		0-0-0		0-0-0		0-0-0		
<hr/>												
1-3-0	0-0-0	0-0-0		CONFERENCE		0-0-0		0-0-0		1-3-0		
1-1-0	0-0-0	0-0-0		HOME		0-0-0		0-0-0		1-1-0		
0-2-0	0-0-0	0-0-0		AWAY		0-0-0		0-0-0		0-2-0		
0-0-0	0-0-0	0-0-0		NEUTRAL		0-0-0		0-0-0		0-0-0		
<hr/>												
RPI	S	Opponent	Score	RPI	S	Opponent	Score	RPI	S	Opponent	Score	
								127	A	Hartford	1	1
								165	A	Quinnipiac	0	1
								173	H	Air Force	0	0
								195	A	Rider	1	2
								204	H	Binghamton	0	1
								216	A	Iona	1	1
								233	A	Mt. St. Mary's	1	2
								277	A	NJIT	3	1
								282	H	Sacred Heart	0	1
								293	H	Delaware St.	5	0
								295	H	Lafayette	1	0
								313	H	Robert Morris	2	1
								318	A	Saint Peter's	0	2
<hr/>												
LAST 10 GAMES												
								282	H	Sacred Heart	0	1
								165	A	Quinnipiac	0	1
								204	H	Binghamton	0	1
								277	A	NJIT	3	1
								295	H	Lafayette	1	0
								313	H	Robert Morris	2	1
								233	A	Mt. St. Mary's	1	2
								195	A	Rider	1	2
								293	H	Delaware St.	5	0
								173	H	Air Force	0	0

Non-Div. I Games:

Fairleigh Dickinson

Average RPI Win: 260		WON-LOST RECORD		WINNING PCT. RANK		LAST 10 GAMES		STRENGTH OF SCHEDULE		OPP. STRENGTH OF SCHEDULE		TEAM RPI		ADJ RPI		CONF. RPI		ADJ CONF. RPI	
DIV. I ONLY		6-5-0		.54545 127		5-5-0		319		181		270		.40573 270		19		17	
DIV. I NON-CONF.		5-2-0		.71429 57		4-2-0		319		231		222		.44904 222		19		19	
TOTALS		RPI 1-25		RPI 26-50		W-L RECORDS		RPI 51-100		RPI 101-150		RPI 150+							
6-5-0		0-0-0		0-0-0		OVERALL		0-1-0		1-0-0		5-4-0							
4-2-0		0-0-0		0-0-0		HOME		0-1-0		1-0-0		3-1-0							
2-3-0		0-0-0		0-0-0		AWAY		0-0-0		0-0-0		2-3-0							
0-0-0		0-0-0		0-0-0		NEUTRAL		0-0-0		0-0-0		0-0-0							
5-2-0		0-0-0		0-0-0		NON-CONFERENCE		0-0-0		1-0-0		4-2-0							
4-1-0		0-0-0		0-0-0		HOME		0-0-0		1-0-0		3-1-0							
1-1-0		0-0-0		0-0-		AWAY		0-0-0		0-0-0		1-1-0							
0-0-0		0-0-0		0-0-0		NEUTRAL		0-0-0		0-0-0		0-0-0							
1-3-0		0-0-0		0-0-0		CONFERENCE		0-1-0		0-0-0		1-2-0							
0-1-0		0-0-0		0-0-0		HOME		0-1-0		0-0-0		0-0-0							
1-2-0		0-0-0		0-0-0		AWAY		0-0-0		0-0-0		1-2-0							
0-0-0		0-0-0		0-0-0		NEUTRAL		0-0-0		0-0-0		0-0-0							
RPI	S	Opponent		Score	RPI	S	Opponent		Score	RPI	S	Opponent		Score					

Non-Div. I Games:

Wofford

UMBC

Average RPI Win: 318		WON-LOST	WINNING	LAST 10	STRENGTH OF	OPP. STRENGTH	TEAM	ADJ	CONF.	ADJ	CONF.	
Average RPI Loss: 181		RECORD	PCT. RANK	GAMES	SCHEDULE	OF SCHEDULE	RPI	RPI	RPI	RPI	RPI	
DIV. I ONLY		1-8-3	.20833	286	1-7-2	155	301	271	.40398	271	17	19
DIV. I NON-CONF.		1-6-2	.22222	282	1-5-1	158	307	270	.40364	271	17	17
<hr/>												
TOTALS		RPI 1-25		RPI 26-50		W-L RECORDS		RPI 51-100		RPI 101-150		RPI 150+
1-8-3		0-0-0		0-0-0		OVERALL		0-0-0		0-3-1		1-5-2
0-2-2		0-0-0		0-0-0		HOME		0-0-0		0-0-0		0-2-2
1-6-1		0-0-0		0-0-0		AWAY		0-0-0		0-3-1		1-3-0
0-0-0		0-0-0		0-0-0		NEUTRAL		0-0-0		0-0-0		0-0-0
1-6-2		0-0-0		0-0-0		NON-CONFERENCE		0-0-0		0-2-1		1-4-1
0-2-1		0-0-0		0-0-0		HOME		0-0-0		0-0-0		0-2-1
1-4-1		0-0-0		0-0-		AWAY		0-0-0		0-2-1		1-2-0
0-0-0		0-0-0		0-0-0		NEUTRAL		0-0-0		0-0-0		0-0-0
0-2-1		0-0-0		0-0-0		CONFERENCE		0-0-0		0-1-0		0-1-1
0-0-1		0-0-0		0-0-0		HOME		0-0-0		0-0-0		0-0-1
0-2-0		0-0-0		0-0-0		AWAY		0-0-0		0-1-0		0-1-0
0-0-0		0-0-0		0-0-0		NEUTRAL		0-0-0		0-0-0		0-0-0
RPI	S	Opponent	Score	RPI	S	Opponent	Score	RPI	S	Opponent	Score	
										109 A	Navy	1 2
										110 A	Drexel	0 1
										127 A	Hartford	1 4
										130 A	VCU	0 0
										175 H	Longwood	0 1
										178 H	Maine	1 1
										215 A	Bucknell	0 3
										227 A	New Hampshire	1 2
										231 A	LIU Brooklyn	0 1
										250 H	American	1 2
										295 H	Lafayette	0 0
										318 A	Saint Peter's	5 0
<hr/>												
LAST 10 GAMES												
		227 A	New Hampshire	1		2				178 H	Maine	1 1
		130 A	VCU	0		0				127 A	Hartford	1 4
		175 H	Longwood	0		1				318 A	Saint Peter's	5 0
		215 A	Bucknell	0		3				110 A	Drexel	0 1
		231 A	LIU Brooklyn	0		1				250 H	American	1 2

Non-Div. I Games:

UMBC

Average RPI Win:		301	WON-LOST RECORD		WINNING PCT. RANK		LAST 10 GAMES		STRENGTH OF SCHEDULE		OPP. STRENGTH OF SCHEDULE		TEAM RPI		ADJ RPI		CONF. RPI		ADJ CONF. RPI	
DIV. I ONLY			3-9-0		.25	276	3-7-0		174		315		272		.40276	272	27		27	
DIV. I NON-CONF.			2-6-0		.25	272	2-4-0		171		302		266		.40803	268	27		28	
TOTALS		RPI 1-25		RPI 26-50		W-L RECORDS		RPI 51-100		RPI 101-150		RPI 150+								
3-9-0		0-0-0		0-0-0		OVERALL		0-2-0		0-1-0		3-6-0								
2-4-0		0-0-0		0-0-0		HOME		0-1-0		0-0-0		2-3-0								
1-5-0		0-0-0		0-0-0		AWAY		0-1-0		0-1-0		1-3-0								
0-0-0		0-0-0		0-0-0		NEUTRAL		0-0-0		0-0-0		0-0-0								
2-6-0		0-0-0		0-0-0		NON-CONFERENCE		0-2-0		0-1-0		2-3-0								
1-3-0		0-0-0		0-0-0		HOME		0-1-0		0-0-0		1-2-0								
1-3-0		0-0-0		0-0-		AWAY		0-1-0		0-1-0		1-1-0								
0-0-0		0-0-0		0-0-0		NEUTRAL		0-0-0		0-0-0		0-0-0								
1-3-0		0-0-0		0-0-0		CONFERENCE		0-0-0		0-0-0		1-3-0								
1-1-0		0-0-0		0-0-0		HOME		0-0-0		0-0-0		1-1-0								
0-2-0		0-0-0		0-0-0		AWAY		0-0-0		0-0-0		0-2-0								
0-0-0		0-0-0		0-0-0		NEUTRAL		0-0-0		0-0-0		0-0-0								
RPI	S	Opponent		Score		RPI	S	Opponent		Score		RPI	S	Opponent		Score				

Non-Div. I Games:

UNC Asheville

Average RPI Win: 228		WON-LOST	WINNING	LAST 10	STRENGTH OF	OPP. STRENGTH	TEAM	ADJ	CONF.	ADJ CONF.			
Average RPI Loss: 172		RECORD	PCT. RANK	GAMES	SCHEDULE	OF SCHEDULE	RPI	RPI	RPI	RPI			
DIV. I ONLY		1-8-1	.15	297	1-8-1	151	229	276	.40243	273	24	24	
DIV. I NON-CONF.		0-7-1	.0625	308	0-7-1	134	204	281	.38998	278	23	23	
<hr/>													
TOTALS		RPI 1-25		RPI 26-50		W-L RECORDS		RPI 51-100		RPI 101-150		RPI 150+	
1-8-1		0-0-0		0-0-0		OVERALL		0-1-0		0-1-1		1-6-0	
0-2-1		0-0-0		0-0-0		HOME		0-0-0		0-0-1		0-2-0	
1-6-0		0-0-0		0-0-0		AWAY		0-1-0		0-1-0		1-4-0	
0-0-0		0-0-0		0-0-0		NEUTRAL		0-0-0		0-0-0		0-0-0	
0-7-1		0-0-0		0-0-0		NON-CONFERENCE		0-1-0		0-1-1		0-5-0	
0-2-1		0-0-0		0-0-0		HOME		0-0-0		0-0-1		0-2-0	
0-5-0		0-0-0		0-0-		AWAY		0-1-0		0-1-0		0-3-0	
0-0-0		0-0-0		0-0-0		NEUTRAL		0-0-0		0-0-0		0-0-0	
1-1-0		0-0-0		0-0-0		CONFERENCE		0-0-0		0-0-0		1-1-0	
0-0-0		0-0-0		0-0-0		HOME		0-0-0		0-0-0		0-0-0	
1-1-0		0-0-0		0-0-0		AWAY		0-0-0		0-0-0		1-1-0	
0-0-0		0-0-0		0-0-0		NEUTRAL		0-0-0		0-0-0		0-0-0	
RPI	S	Opponent		Score	RPI	S	Opponent		Score	RPI	S	Opponent	Score

Non-Div. I Games:

Morehead St.

Average RPI Win: 285		WON-LOST RECORD		WINNING PCT. RANK		LAST 10 GAMES		STRENGTH OF SCHEDULE		OPP. STRENGTH OF SCHEDULE		TEAM RPI		ADJ RPI		CONF. RPI		ADJ CONF. RPI				
DIV. I ONLY		4-9-0		.30769 266		4-6-0		270		185		277		.4024 274		28		28				
DIV. I NON-CONF.		2-7-0		.22222 282		2-4-0		226		150		272		.40418 270		25		25				
TOTALS		RPI 1-25		RPI 26-50		W-L RECORDS		RPI 51-100		RPI 101-150		RPI 150+										
4-9-0		0-0-0		0-1-0		OVERALL		0-1-0		0-3-0		4-4-0										
2-3-0		0-0-0		0-1-0		HOME		0-0-0		0-1-0		2-1-0										
2-5-0		0-0-0		0-0-0		AWAY		0-1-0		0-1-0		2-3-0										
0-1-0		0-0-0		0-0-0		NEUTRAL		0-0-0		0-1-0		0-0-0										
2-7-0		0-0-0		0-1-0		NON-CONFERENCE		0-1-0		0-3-0		2-2-0										
1-2-0		0-0-0		0-1-0		HOME		0-0-0		0-1-0		1-0-0										
1-4-0		0-0-0		0-0-		AWAY		0-1-0		0-1-0		1-2-0										
0-1-0		0-0-0		0-0-0		NEUTRAL		0-0-0		0-1-0		0-0-0										
2-2-0		0-0-0		0-0-0		CONFERENCE		0-0-0		0-0-0		2-2-0										
1-1-0		0-0-0		0-0-0		HOME		0-0-0		0-0-0		1-1-0										
1-1-0		0-0-0		0-0-0		AWAY		0-0-0		0-0-0		1-1-0										
0-0-0		0-0-0		0-0-0		NEUTRAL		0-0-0		0-0-0		0-0-0										
RPI	S	Opponent		Score		RPI	S	Opponent		Score		RPI	S	Opponent		Score						
				37	H	Utah		0	1	56	A	Oklahoma St.		0	1	112	A	Tulsa		0	3	
																	132	H	Wyoming		0	1
																	141	N	UC Santa Barbara		1	2
																	172	A	Nevada		2	3
																	207	A	Montana		0	1
																	222	H	Northern Ariz.		0	1
																	226	A	UTEP		0	3
																	234	A	Eastern Wash.		1	0
																	289	A	New Mexico St.		4	1
																	297	H	Utah Valley		1	0
																	319	H	Southern Utah		1	0
LAST 10 GAMES																						
				207	A	Montana		0	1	319	H	Southern Utah		1	0							
				234	A	Eastern Wash.		1	0	222	H	Northern Ariz.		0	1							
				141	N	UC Santa Barbara		1	2	226	A	UTEP		0	3							
				172	A	Nevada		2	3	297	H	Utah Valley		1	0							
				289	A	New Mexico St.		4	1	37	H	Utah		0	1							

Non-Div. I Games:

Weber St.

Average RPI Win:	305	WON-LOST	WINNING	LAST 10	STRENGTH OF	OPP. STRENGTH	TEAM	ADJ	CONF.	ADJ CONF.	
Average RPI Loss:	149	RECORD	PCT. RANK	GAMES	SCHEDULE	OF SCHEDULE	RPI	RPI	RPI	RPI	
DIV. I ONLY	1-10-1	.125	300	1-8-1	128	237	274	.40173	275	14	14
DIV. I NON-CONF.	1-7-0	.125	295	1-5-0	164	239	278	.38961	279	15	15
<hr/>											
TOTALS	RPI 1-25	RPI 26-50		W-L RECORDS	RPI 51-100		RPI 101-150		RPI 150+		
1-10-1	0-0-0	0-1-0		OVERALL	0-1-0		0-4-0		1-4-1		
1-5-1	0-0-0	0-0-0		HOME	0-1-0		0-1-0		1-3-1		
0-4-0	0-0-0	0-1-0		AWAY	0-0-0		0-2-0		0-1-0		
0-1-0	0-0-0	0-0-0		NEUTRAL	0-0-0		0-1-0		0-0-0		
<hr/>											
1-7-0	0-0-0	0-1-0		NON-CONFERENCE	0-1-0		0-3-0		1-2-0		
1-4-0	0-0-0	0-0-0		HOME	0-1-0		0-1-0		1-2-0		
0-2-0	0-0-0	0-0-		AWAY	0-0-0		0-1-0		0-0-0		
0-1-0	0-0-0	0-0-0		NEUTRAL	0-0-0		0-1-0		0-0-0		
<hr/>											
0-3-1	0-0-0	0-0-0		CONFERENCE	0-0-0		0-1-0		0-2-1		
0-1-1	0-0-0	0-0-0		HOME	0-0-0		0-0-0		0-1-1		
0-2-0	0-0-0	0-0-0		AWAY	0-0-0		0-1-0		0-1-0		
0-0-0	0-0-0	0-0-0		NEUTRAL	0-0-0		0-0-0		0-0-0		
<hr/>											
RPI S	Opponent	Score	RPI S	Opponent	Score	RPI S	Opponent	Score	RPI S	Opponent	Score
50 A	Minnesota	0 7	61 H	Michigan St.	0 4	131 A	Eastern Mich.	1 2	145 N	Western Ky.	1 2
						148 H	Illinois St.	1 2	149 A	Valparaiso	0 3
						155 H	Ohio	0 1	159 H	Kent St.	0 0
						161 A	Western Mich.	0 1	193 H	Loyola Chicago	0 1
						296 H	Cleveland St.	1 2	305 H	IUPUI	2 1

Non-Div. I Games:

Bowling Green

Average RPI Win: 316		WON-LOST RECORD	WINNING PCT. RANK	LAST 10 GAMES	STRENGTH OF SCHEDULE	OPP. STRENGTH OF SCHEDULE	TEAM RPI	ADJ RPI		CONF. RPI	ADJ CONF. RPI	
Average RPI Loss: 168												
DIV. I ONLY		5-7-1	.42308 207	4-5-1	298	309	278	.40055	276	23	23	
DIV. I NON-CONF.		4-6-1	.40909 215	3-4-1	297	301	277	.39275	277	28	27	
<hr/>												
TOTALS		RPI 1-25		RPI 26-50		W-L RECORDS		RPI 51-100		RPI 101-150		RPI 150+
5-7-1		0-0-0		0-0-0		OVERALL		0-0-0		0-2-0		5-5-1
4-0-1		0-0-0		0-0-0		HOME		0-0-0		0-0-0		4-0-1
1-4-0		0-0-0		0-0-0		AWAY		0-0-0		0-1-0		1-3-0
0-3-0		0-0-0		0-0-0		NEUTRAL		0-0-0		0-1-0		0-2-0
<hr/>												
4-6-1		0-0-0		0-0-0		NON-CONFERENCE		0-0-0		0-2-0		4-4-1
3-0-1		0-0-0		0-0-0		HOME		0-0-0		0-0-0		3-0-1
1-3-0		0-0-0		0-0-		AWAY		0-0-0		0-1-0		1-2-0
0-3-0		0-0-0		0-0-0		NEUTRAL		0-0-0		0-1-0		0-2-0
<hr/>												
1-1-0		0-0-0		0-0-0		CONFERENCE		0-0-0		0-0-0		1-1-0
1-0-0		0-0-0		0-0-0		HOME		0-0-0		0-0-0		1-0-0
0-1-0		0-0-0		0-0-0		AWAY		0-0-0		0-0-0		0-1-0
0-0-0		0-0-0		0-0-0		NEUTRAL		0-0-0		0-0-0		0-0-0
<hr/>												
RPI	S	Opponent	Score	RPI	S	Opponent	Score	RPI	S	Opponent	Score	

Non-Div. I Games:

Lamar

Average RPI Win:		268	WON-LOST		WINNING		LAST 10		STRENGTH OF		OPP. STRENGTH		TEAM		ADJ		CONF.		ADJ CONF.	
Average RPI Loss:		189	RECORD		PCT. RANK		GAMES		SCHEDULE		OF SCHEDULE		RPI		RPI		RPI		RPI	
DIV. I ONLY			2-8-3		.26923		275		1-6-3		207		286		273		.4		277	
DIV. I NON-CONF.			2-8-3		.26923		271		1-6-3		211		286		271		.4		272	
TOTALS		RPI 1-25		RPI 26-50		W-L RECORDS		RPI 51-100		RPI 101-150		RPI 150+								
2-8-3		0-0-0		0-0-0		OVERALL		0-1-0		0-0-0		2-7-3								
1-3-2		0-0-0		0-0-0		HOME		0-0-0		0-0-0		1-3-2								
1-5-1		0-0-0		0-0-0		AWAY		0-1-0		0-0-0		1-4-1								
0-0-0		0-0-0		0-0-0		NEUTRAL		0-0-0		0-0-0		0-0-0								
2-8-3		0-0-0		0-0-0		NON-CONFERENCE		0-1-0		0-0-0		2-7-3								
1-3-2		0-0-0		0-0-0		HOME		0-0-0		0-0-0		1-3-2								
1-5-1		0-0-0		0-0-		AWAY		0-1-0		0-0-0		1-4-1								
0-0-0		0-0-0		0-0-0		NEUTRAL		0-0-0		0-0-0		0-0-0								
0-0-0		0-0-0		0-0-0		CONFERENCE		0-0-0		0-0-0		0-0-0								
0-0-0		0-0-0		0-0-0		HOME		0-0-0		0-0-0		0-0-0								
0-0-0		0-0-0		0-0-0		AWAY		0-0-0		0-0-0		0-0-0								
0-0-0		0-0-0		0-0-0		NEUTRAL		0-0-0		0-0-0		0-0-0								
RPI	S	Opponent		Score	RPI	S	Opponent		Score	RPI	S	Opponent		Score						
							60	A	Dartmouth	0	5	157	H	Marist	2	3				
												158	A	Penn	0	4				
												165	H	Quinnipiac	0	0				
												176	A	Rhode Island	0	1				
												195	A	Rider	0	1				
												205	A	Temple	0	1				
												216	H	Iona	1	1				
												217	H	Monmouth	2	1				
												269	H	Fairleigh Dickinson	1	3				
												288	H	Wagner	1	3				
												295	A	Lafayette	1	1				
												318	A	Saint Peter's	3	0				
LAST 10 GAMES																				
							60	A	Dartmouth	0	5	158	A	Penn	0	4				
							216	H	Iona	1	1	295	A	Lafayette	1	1				
							269	H	Fairleigh Dickinson	1	3	217	H	Monmouth	2	1				
							288	H	Wagner	1	3	205	A	Temple	0	1				
							165	H	Quinnipiac	0	0	176	A	Rhode Island	0	1				

Non-Div. I Games:

NJIT

Average RPI Win:	272	WON-LOST RECORD	WINNING PCT. RANK	LAST 10 GAMES	STRENGTH OF SCHEDULE	OPP. STRENGTH OF SCHEDULE	TEAM RPI	ADJ RPI	CONF. RPI	ADJ CONF. RPI	
DIV. I ONLY	2-7-1	.25	276	2-7-1	227	203	275	.39982	278	30	30
DIV. I NON-CONF.	2-6-1	.27778	266	2-6-1	204	183	252	.41942	254	30	30
<hr/>											
TOTALS	RPI 1-25	RPI 26-50		W-L RECORDS	RPI 51-100		RPI 101-150		RPI 150+		
2-7-1	0-0-0	0-1-0		OVERALL	0-1-1		0-2-0		2-3-0		
1-2-0	0-0-0	0-0-0		HOME	0-0-0		0-2-0		1-0-0		
1-4-0	0-0-0	0-1-0		AWAY	0-0-0		0-0-0		1-3-0		
0-1-1	0-0-0	0-0-0		NEUTRAL	0-1-1		0-0-0		0-0-0		
2-6-1	0-0-0	0-1-0		NON-CONFERENCE	0-1-1		0-2-0		2-2-0		
1-2-0	0-0-0	0-0-0		HOME	0-0-0		0-2-0		1-0-0		
1-3-0	0-0-0	0-0-		AWAY	0-0-0		0-0-0		1-2-0		
0-1-1	0-0-0	0-0-0		NEUTRAL	0-1-1		0-0-0		0-0-0		
0-1-0	0-0-0	0-0-0		CONFERENCE	0-0-0		0-0-0		0-1-0		
0-0-0	0-0-0	0-0-0		HOME	0-0-0		0-0-0		0-0-0		
0-1-0	0-0-0	0-0-0		AWAY	0-0-0		0-0-0		0-1-0		
0-0-0	0-0-0	0-0-0		NEUTRAL	0-0-0		0-0-0		0-0-0		
RPI	S	Opponent	Score	RPI	S	Opponent	Score	RPI	S	Opponent	Score
30	A	Wisconsin	0 5	70	N	Georgia	0 5	116	H	Iowa St.	1 2
				97	N	UNLV	0 0	144	H	Drake	1 2
								243	A	Creighton	1 2
								251	H	UNI	4 0
								283	A	North Dakota St.	1 2
								292	A	Green Bay	2 0
								302	A	North Dakota	1 3
LAST 10 GAMES											
251	H	UNI	4 0	283	A	North Dakota St.	1 2				
116	H	Iowa St.	1 2	243	A	Creighton	1 2				
302	A	North Dakota	1 3	97	N	UNLV	0 0				
144	H	Drake	1 2	30	A	Wisconsin	0 5				
70	N	Georgia	0 5	292	A	Green Bay	2 0				

Non-Div. I Games:

South Dakota St.

Average RPI Win: 297		WON-LOST RECORD	WINNING PCT. RANK		LAST 10 GAMES	STRENGTH OF SCHEDULE		OPP. STRENGTH OF SCHEDULE		TEAM RPI	ADJ RPI		CONF. RPI	ADJ CONF. RPI				
Average RPI Loss: 148																		
DIV. I ONLY		3-10-1	.25	276	1-8-1	245		199		279	.39717	279	15	15				
DIV. I NON-CONF.		3-9-0	.25	272	1-7-0	201		212		262	.41315	263	14	14				
TOTALS		RPI 1-25		RPI 26-50		W-L RECORDS		RPI 51-100		RPI 101-150		RPI 150+						
3-10-1	0-0-0	0-2-0		OVERALL		0-2-0		0-2-0		0-2-0		3-4-1						
3-2-0	0-0-0	0-1-0		HOME		0-0-0		0-0-0		0-1-0		3-0-0						
0-6-1	0-0-0	0-1-0		AWAY		0-2-0		0-2-0		0-1-0		0-2-1						
0-2-0	0-0-0	0-0-0		NEUTRAL		0-0-0		0-0-0		0-0-0		0-2-0						
3-9-0	0-0-0	0-2-0		NON-CONFERENCE		0-2-0		0-2-0		0-2-0		3-3-0						
3-2-0	0-0-0	0-1-0		HOME		0-0-0		0-0-0		0-1-0		3-0-0						
0-5-0	0-0-0	0-0-		AWAY		0-2-0		0-2-0		0-1-0		0-1-0						
0-2-0	0-0-0	0-0-0		NEUTRAL		0-0-0		0-0-0		0-0-0		0-2-0						
0-1-1	0-0-0	0-0-0		CONFERENCE		0-0-0		0-0-0		0-0-0		0-1-1						
0-0-0	0-0-0	0-0-0		HOME		0-0-0		0-0-0		0-0-0		0-0-0						
0-1-1	0-0-0	0-0-0		AWAY		0-0-0		0-0-0		0-0-0		0-1-1						
0-0-0	0-0-0	0-0-0		NEUTRAL		0-0-0		0-0-0		0-0-0		0-0-0						
RPI	S	Opponent		Score		RPI	S	Opponent		Score		RPI	S	Opponent		Score		
				34	H	Washington St.	1	5	91	A	Miami (FL)	0	3	113	A	FIU	0	6
				47	A	Texas Tech	1	2	97	A	UNLV	0	1	138	H	Gonzaga	2	3
														201	A	UTSA	1	1
														207	N	Montana	2	3
														234	A	Eastern Wash.	0	2
														254	N	Idaho St.	0	2
														260	A	Texas St.	1	2
														283	H	North Dakota St.	2	0
														297	H	Utah Valley	1	0
														310	H	South Dakota	1	0
LAST 10 GAMES																		
				97	A	UNLV	0	1	201	A	UTSA	1	1					
				297	H	Utah Valley	1	0	260	A	Texas St.	1	2					
				34	H	Washington St.	1	5	91	A	Miami (FL)	0	3					
				234	A	Eastern Wash.	0	2	207	N	Montana	2	3					
				113	A	FIU	0	6	254	N	Idaho St.	0	2					

Non-Div. I Games:

Idaho

Average RPI Win:	263	WON-LOST	WINNING	LAST 10	STRENGTH OF	OPP. STRENGTH	TEAM	ADJ	CONF.	ADJ CONF.	
Average RPI Loss:	191	RECORD	PCT. RANK	GAMES	SCHEDULE	OF SCHEDULE	RPI	RPI	RPI	RPI	
DIV. I ONLY	5-7-0	.41667	216	4-6-0	313	242	280	.39591	280	24	24
DIV. I NON-CONF.	4-5-0	.44444	191	3-4-0	301	228	268	.40688	269	23	23
<hr/>											
TOTALS	RPI 1-25	RPI 26-50		W-L RECORDS		RPI 51-100		RPI 101-150		RPI 150+	
5-7-0	0-0-0	0-0-0		OVERALL		0-1-0		0-2-0		5-4-0	
3-4-0	0-0-0	0-0-0		HOME		0-0-0		0-1-0		3-3-0	
2-3-0	0-0-0	0-0-0		AWAY		0-1-0		0-1-0		2-1-0	
0-0-0	0-0-0	0-0-0		NEUTRAL		0-0-0		0-0-0		0-0-0	
4-5-0	0-0-0	0-0-0		NON-CONFERENCE		0-1-0		0-2-0		4-2-0	
3-3-0	0-0-0	0-0-0		HOME		0-0-0		0-1-0		3-2-0	
1-2-0	0-0-0	0-0-		AWAY		0-1-0		0-1-0		1-0-0	
0-0-0	0-0-0	0-0-0		NEUTRAL		0-0-0		0-0-0		0-0-0	
1-2-0	0-0-0	0-0-0		CONFERENCE		0-0-0		0-0-0		1-2-0	
0-1-0	0-0-0	0-0-0		HOME		0-0-0		0-0-0		0-1-0	
1-1-0	0-0-0	0-0-0		AWAY		0-0-0		0-0-0		1-1-0	
0-0-0	0-0-0	0-0-0		NEUTRAL		0-0-0		0-0-0		0-0-0	
RPI	S	Opponent	Score	RPI	S	Opponent	Score	RPI	S	Opponent	Score

Non-Div. I Games:

Austin Peay

Average RPI Win: 315		WON-LOST RECORD		WINNING PCT. RANK		LAST 10 GAMES		STRENGTH OF SCHEDULE		OPP. STRENGTH OF SCHEDULE		TEAM RPI		ADJ RPI		CONF. RPI		ADJ CONF. RPI	
DIV. I ONLY		2-8-2		.25 276		1-7-2		219		295		282		.3943 281		14		14	
DIV. I NON-CONF.		2-5-1		.3125 255		1-4-1		272		299		285		.38418 284		15		15	
TOTALS		RPI 1-25		RPI 26-50		W-L RECORDS		RPI 51-100		RPI 101-150		RPI 150+							
2-8-2		0-0-0		0-0-0		OVERALL		0-0-0		0-3-0		2-5-2							
1-3-1		0-0-0		0-0-0		HOME		0-0-0		0-1-0		1-2-1							
0-4-1		0-0-0		0-0-0		AWAY		0-0-0		0-1-0		0-3-1							
1-1-0		0-0-0		0-0-0		NEUTRAL		0-0-0		0-1-0		1-0-0							
2-5-1		0-0-0		0-0-0		NON-CONFERENCE		0-0-0		0-2-0		2-3-1							
1-2-0		0-0-0		0-0-0		HOME		0-0-0		0-1-0		1-1-0							
0-2-1		0-0-0		0-0-		AWAY		0-0-0		0-0-0		0-2-1							
1-1-0		0-0-0		0-0-0		NEUTRAL		0-0-0		0-1-0		1-0-0							
0-3-1		0-0-0		0-0-0		CONFERENCE		0-0-0		0-1-0		0-2-1							
0-1-1		0-0-0		0-0-0		HOME		0-0-0		0-0-0		0-1-1							
0-2-0		0-0-0		0-0-0		AWAY		0-0-0		0-1-0		0-1-0							
0-0-0		0-0-0		0-0-0		NEUTRAL		0-0-0		0-0-0		0-0-0							
RPI	S	Opponent		Score	RPI	S	Opponent		Score	RPI	S	Opponent		Score					
									</										

Non-Div. I Games:

Buffalo

Average RPI Win:	283	WON-LOST	WINNING	LAST 10	STRENGTH OF	OPP. STRENGTH	TEAM	ADJ	CONF.	ADJ CONF.		
Average RPI Loss:	199	RECORD	PCT. RANK	GAMES	SCHEDULE	OF SCHEDULE	RPI	RPI	RPI	RPI		
DIV. I ONLY	4-7-0	.36364	239	4-6-0	285	292	281	.39418	282	29	29	
DIV. I NON-CONF.	3-5-0	.375	223	3-4-0	292	284	279	.38943	280	29	29	
TOTALS	RPI 1-25	RPI 26-50	W-L RECORDS	RPI 51-100	RPI 101-150	RPI 150+						
4-7-0	0-0-0	0-0-0	OVERALL	0-0-0	0-2-0	4-5-0						
2-2-0	0-0-0	0-0-0	HOME	0-0-0	0-1-0	2-1-0						
2-4-0	0-0-0	0-0-0	AWAY	0-0-0	0-1-0	2-3-0						
0-1-0	0-0-0	0-0-0	NEUTRAL	0-0-0	0-0-0	0-1-0						
3-5-0	0-0-0	0-0-0	NON-CONFERENCE	0-0-0	0-1-0	3-4-0						
2-0-0	0-0-0	0-0-0	HOME	0-0-0	0-0-0	2-0-0						
1-4-0	0-0-0	0-0-	AWAY	0-0-0	0-1-0	1-3-0						
0-1-0	0-0-0	0-0-0	NEUTRAL	0-0-0	0-0-0	0-1-0						
1-2-0	0-0-0	0-0-0	CONFERENCE	0-0-0	0-1-0	1-1-0						
0-2-0	0-0-0	0-0-0	HOME	0-0-0	0-1-0	0-1-0						
1-0-0	0-0-0	0-0-0	AWAY	0-0-0	0-0-0	1-0-0						
0-0-0	0-0-0	0-0-0	NEUTRAL	0-0-0	0-0-0	0-0-0						
RPI	S	Opponent	Score	RPI	S	Opponent	Score	RPI	S	Opponent	Score	
								126	H	Saint Francis (PA)	0	1
								129	A	Brown	0	1
								151	A	Columbia	0	2
								194	A	Hawaii	1	2
								210	A	Yale	0	3
								268	H	Manhattan	2	1
								269	A	Fairleigh Dickinson	1	0
								288	H	Wagner	0	1
								295	H	Lafayette	2	1
								297	N	Utah Valley	2	3
								299	A	Cornell	2	1
LAST 10 GAMES												
								269	A	Fairleigh Dickinson	1	0
								129	A	Brown	0	1
								299	A	Cornell	2	1
								151	A	Columbia	0	2
								210	A	Yale	0	3
								126	H	Saint Francis (PA)	0	1
								288	H	Wagner	0	1
								268	H	Manhattan	2	1
								295	H	Lafayette	2	1
								194	A	Hawaii	1	2

Non-Div. I Games:

Sacred Heart

Average RPI Win:	271	WON-LOST	WINNING	LAST 10		STRENGTH OF	OPP. STRENGTH	TEAM		ADJ	CONF.	ADJ CONF.			
Average RPI Loss:	214	RECORD	PCT. RANK	GAMES		SCHEDULE	OF SCHEDULE	RPI		RPI	RPI	RPI			
DIV. I ONLY		3-6-0	.33333	250	3-6-0	275	291	283	.3911	283	30	30			
DIV. I NON-CONF.		2-6-0	.25	272	2-6-0	255	289	287	.37808	288	30	30			
<hr/>															
TOTALS	RPI 1-25	RPI 26-50		W-L RECORDS		RPI 51-100		RPI 101-150		RPI 150+					
3-6-0	0-0-0	0-0-0		OVERALL		0-0-0		0-1-0		3-5-0					
1-0-0	0-0-0	0-0-0		HOME		0-0-0		0-0-0		1-0-0					
2-5-0	0-0-0	0-0-0		AWAY		0-0-0		0-1-0		2-4-0					
0-1-0	0-0-0	0-0-0		NEUTRAL		0-0-0		0-0-0		0-1-0					
<hr/>															
2-6-0	0-0-0	0-0-0		NON-CONFERENCE		0-0-0		0-1-0		2-5-0					
0-0-0	0-0-0	0-0-0		HOME		0-0-0		0-0-0		0-0-0					
2-5-0	0-0-0	0-0-		AWAY		0-0-0		0-1-0		2-4-0					
0-1-0	0-0-0	0-0-0		NEUTRAL		0-0-0		0-0-0		0-1-0					
<hr/>															
1-0-0	0-0-0	0-0-0		CONFERENCE		0-0-0		0-0-0		1-0-0					
1-0-0	0-0-0	0-0-0		HOME		0-0-0		0-0-0		1-0-0					
0-0-0	0-0-0	0-0-0		AWAY		0-0-0		0-0-0		0-0-0					
0-0-0	0-0-0	0-0-0		NEUTRAL		0-0-0		0-0-0		0-0-0					
<hr/>															
RPI	S	Opponent	Score	RPI	S	Opponent	Score	RPI	S	Opponent	Score	RPI	S	Opponent	Score
								144	A	Drake	1	2			
								168	A	Missouri St.	0	1			
								190	A	Boise St.	1	4			
								234	A	Eastern Wash.	3	2			
								251	A	UNI	1	2			
								254	N	Idaho St.	2	3			
								278	H	South Dakota St.	2	1			
								279	A	Idaho	0	2			
								302	A	North Dakota	3	0			
<hr/>															
				LAST 10 GAMES											
251 A UNI				1	2	278 H South Dakota St.				2	1				
302 A North Dakota				3	0	168 A Missouri St.				0	1				
144 A Drake				1	2	190 A Boise St.				1	4				
279 A Idaho				0	2	254 N Idaho St.				2	3				
234 A Eastern Wash.				3	2										

Non-Div. I Games: Bemidji St. 2 1

North Dakota St.

Average RPI Win:	288	WON-LOST	WINNING	LAST 10	STRENGTH OF	OPP. STRENGTH	TEAM	ADJ	CONF.	ADJ CONF.		
Average RPI Loss:	171	RECORD	PCT. RANK	GAMES	SCHEDULE	OF SCHEDULE	RPI	RPI	RPI	RPI		
DIV. I ONLY	2-8-1	.22727	285	2-6-1	248	264	286	.38539	284	21	21	
DIV. I NON-CONF.	1-6-0	.14286	292	1-4-0	167	247	276	.39492	276	20	20	
<hr/>												
TOTALS	RPI 1-25	RPI 26-50		W-L RECORDS	RPI 51-100		RPI 101-150		RPI 150+			
2-8-1	0-0-0	0-0-0		OVERALL	0-2-0		0-2-0		2-4-1			
1-3-1	0-0-0	0-0-0		HOME	0-0-0		0-0-0		1-3-1			
1-4-0	0-0-0	0-0-0		AWAY	0-1-0		0-2-0		1-1-0			
0-1-0	0-0-0	0-0-0		NEUTRAL	0-1-0		0-0-0		0-0-0			
<hr/>												
1-6-0	0-0-0	0-0-0		NON-CONFERENCE	0-1-0		0-2-0		1-3-0			
1-2-0	0-0-0	0-0-0		HOME	0-0-0		0-0-0		1-2-0			
0-3-0	0-0-0	0-0-		AWAY	0-0-0		0-2-0		0-1-0			
0-1-0	0-0-0	0-0-0		NEUTRAL	0-1-0		0-0-0		0-0-0			
<hr/>												
1-2-1	0-0-0	0-0-0		CONFERENCE	0-1-0		0-0-0		1-1-1			
0-1-1	0-0-0	0-0-0		HOME	0-0-0		0-0-0		0-1-1			
1-1-0	0-0-0	0-0-0		AWAY	0-1-0		0-0-0		1-0-0			
0-0-0	0-0-0	0-0-0		NEUTRAL	0-0-0		0-0-0		0-0-0			
<hr/>												
RPI	S	Opponent	Score	RPI	S	Opponent	Score	RPI	S	Opponent	Score	
				95 N Jacksonville St.				0	2	113 A FIU	0	4
				100 A East Tenn. St.				1	3	146 A Furman	1	4
										202 H Ga. Southern	0	2
										206 A Troy	0	1
										239 H UAB	1	2
										263 H Northern Ky.	0	1
										264 H Fla. Atlantic	5	2
										298 H Lipscomb	1	1
										312 A USC Upstate	2	0
				LAST 10 GAMES								
100 A East Tenn. St.				1	3	298 H Lipscomb	1	1				
146 A Furman				1	4	263 H Northern Ky.	0	1				
239 H UAB				1	2	312 A USC Upstate	2	0				
264 H Fla. Atlantic				5	2	95 N Jacksonville St.	0	2				
206 A Troy				0	1	202 H Ga. Southern	0	2				

Non-Div. I Games: Embry-Riddle (FL) 2 1

Stetson

Average RPI Win:	238	WON-LOST	WINNING	LAST 10	STRENGTH OF	OPP. STRENGTH	TEAM	ADJ	CONF.	ADJ CONF.		
Average RPI Loss:	156	RECORD	PCT. RANK	GAMES	SCHEDULE	OF SCHEDULE	RPI	RPI	RPI	RPI		
DIV. I ONLY		1-11-0	.08333	311	1-9-0	161	191	284	.38479	285	30	30
DIV. I NON-CONF.		0-10-0	0	312	0-8-0	139	205	293	.37114	292	30	30
<hr/>												
TOTALS	RPI 1-25	RPI 26-50		W-L RECORDS		RPI 51-100		RPI 101-150		RPI 150+		
1-11-0	0-0-0	0-0-0		OVERALL		0-0-0		0-6-0		1-5-0		
1-5-0	0-0-0	0-0-0		HOME		0-0-0		0-3-0		1-2-0		
0-5-0	0-0-0	0-0-0		AWAY		0-0-0		0-3-0		0-2-0		
0-1-0	0-0-0	0-0-0		NEUTRAL		0-0-0		0-0-0		0-1-0		
<hr/>												
0-10-0	0-0-0	0-0-0		NON-CONFERENCE		0-0-0		0-5-0		0-5-0		
0-4-0	0-0-0	0-0-0		HOME		0-0-0		0-2-0		0-2-0		
0-5-0	0-0-0	0-0-		AWAY		0-0-0		0-3-0		0-2-0		
0-1-0	0-0-0	0-0-0		NEUTRAL		0-0-0		0-0-0		0-1-0		
<hr/>												
1-1-0	0-0-0	0-0-0		CONFERENCE		0-0-0		0-1-0		1-0-0		
1-1-0	0-0-0	0-0-0		HOME		0-0-0		0-1-0		1-0-0		
0-0-0	0-0-0	0-0-0		AWAY		0-0-0		0-0-0		0-0-0		
0-0-0	0-0-0	0-0-0		NEUTRAL		0-0-0		0-0-0		0-0-0		
<hr/>												
RPI	S	Opponent	Score	RPI	S	Opponent	Score	RPI	S	Opponent	Score	
								106	H	Utah St.	1	3
								116	H	Iowa St.	0	4
								123	A	Northern Colo.	1	2
								128	H	Oakland	0	1
								132	A	Wyoming	2	4
								144	A	Drake	0	2
								168	A	Missouri St.	0	3
								177	H	Oral Roberts	0	2
								186	N	Portland St.	1	2
								190	A	Boise St.	0	2
								238	H	IPFW	1	0
								243	H	Creighton	1	4
<hr/>												
LAST 10 GAMES												
186	N	Portland St.	1	2	128	H	Oakland	0	1			
190	A	Boise St.	0	2	238	H	IPFW	1	0			
144	A	Drake	0	2	177	H	Oral Roberts	0	2			
243	H	Creighton	1	4	132	A	Wyoming	2	4			
123	A	Northern Colo.	1	2	106	H	Utah St.	1	3			

Non-Div. I Games:

Neb. Omaha

Average RPI Win: 227		WON-LOST	WINNING	LAST 10	STRENGTH OF	OPP. STRENGTH	TEAM	ADJ	CONF.	ADJ CONF.							
Average RPI Loss: 175		RECORD	PCT. RANK	GAMES	SCHEDULE	OF SCHEDULE	RPI	RPI	RPI	RPI							
DIV. I ONLY		1-9-1	.13636	298	1-8-1		203	200	285	.38409	286	29	29				
DIV. I NON-CONF.		1-6-1	.1875	291	1-5-1		249	144	284	.38453	283	29	29				
<hr/>																	
TOTALS		RPI 1-25		RPI 26-50		W-L RECORDS		RPI 51-100		RPI 101-150		RPI 150+					
1-9-1		0-0-0		0-0-0		OVERALL		0-2-1		0-1-0		1-6-0					
0-4-0		0-0-0		0-0-0		HOME		0-2-0		0-0-0		0-2-0					
0-5-1		0-0-0		0-0-0		AWAY		0-0-1		0-1-0		0-4-0					
1-0-0		0-0-0		0-0-0		NEUTRAL		0-0-0		0-0-0		1-0-0					
<hr/>																	
1-6-1		0-0-0		0-0-0		NON-CONFERENCE		0-2-1		0-1-0		1-3-0					
0-2-0		0-0-0		0-0-0		HOME		0-2-0		0-0-0		0-0-0					
0-4-1		0-0-0		0-0-		AWAY		0-0-1		0-1-0		0-3-0					
1-0-0		0-0-0		0-0-0		NEUTRAL		0-0-0		0-0-0		1-0-0					
<hr/>																	
0-3-0		0-0-0		0-0-0		CONFERENCE		0-0-0		0-0-0		0-3-0					
0-2-0		0-0-0		0-0-0		HOME		0-0-0		0-0-0		0-2-0					
0-1-0		0-0-0		0-0-0		AWAY		0-0-0		0-0-0		0-1-0					
0-0-0		0-0-0		0-0-0		NEUTRAL		0-0-0		0-0-0		0-0-0					
<hr/>																	
RPI	S	Opponent	Score	RPI	S	Opponent	Score	RPI	S	Opponent	Score	RPI	S	Opponent	Score		
								67	H	Connecticut	1	4	103	A	Boston U.	0	3
								84	A	Harvard	0	0	165	A	Quinnipiac	0	1
								89	H	Providence	1	2	203	H	Bryant	1	2
								210	A	Yale	0	1					
								217	H	Monmouth	0	1					
								227	N	New Hampshire	4	0					
								232	A	Siena	1	2					
								287	A	Vermont	0	2					
								<hr/>									
LAST 10 GAMES																	
217	H	Monmouth	0	1	203	H	Bryant	1	2								
210	A	Yale	0	1	84	A	Harvard	0	0								
232	A	Siena	1	2	165	A	Quinnipiac	0	1								
67	H	Connecticut	1	4	227	N	New Hampshire	4	0								
89	H	Providence	1	2	287	A	Vermont	0	2								

Non-Div. I Games:

Central Conn. St.

Average RPI Win:	286	WON-LOST RECORD	WINNING PCT. RANK	LAST 10 GAMES	STRENGTH OF SCHEDULE	OPP. STRENGTH OF SCHEDULE	TEAM RPI	ADJ RPI	CONF. RPI	ADJ CONF. RPI	
Average RPI Loss:	156										
DIV. I ONLY	1-10-0	.09091	308	1-9-0	173	217	290	.38201	287	17	19
DIV. I NON-CONF.	1-8-0	.11111	302	1-7-0	190	233	288	.38201	285	17	17
<hr/>											
TOTALS	RPI 1-25	RPI 26-50		W-L RECORDS	RPI 51-100		RPI 101-150		RPI 150+		
1-10-0	0-0-0	0-0-0		OVERALL	0-1-0		0-3-0		1-6-0		
1-5-0	0-0-0	0-0-0		HOME	0-0-0		0-3-0		1-2-0		
0-5-0	0-0-0	0-0-0		AWAY	0-1-0		0-0-0		0-4-0		
0-0-0	0-0-0	0-0-0		NEUTRAL	0-0-0		0-0-0		0-0-0		
<hr/>											
1-8-0	0-0-0	0-0-0		NON-CONFERENCE	0-1-0		0-2-0		1-5-0		
1-4-0	0-0-0	0-0-0		HOME	0-0-0		0-2-0		1-2-0		
0-4-0	0-0-0	0-0-		AWAY	0-1-0		0-0-0		0-3-0		
0-0-0	0-0-0	0-0-0		NEUTRAL	0-0-0		0-0-0		0-0-0		
<hr/>											
0-2-0	0-0-0	0-0-0		CONFERENCE	0-0-0		0-1-0		0-1-0		
0-1-0	0-0-0	0-0-0		HOME	0-0-0		0-1-0		0-0-0		
0-1-0	0-0-0	0-0-0		AWAY	0-0-0		0-0-0		0-1-0		
0-0-0	0-0-0	0-0-0		NEUTRAL	0-0-0		0-0-0		0-0-0		
<hr/>											
RPI S	Opponent	Score	RPI S	Opponent	Score	RPI S	Opponent	Score	RPI S	Opponent	Score
						67 A	Connecticut	2 4	103 H	Boston U.	1 2
						129 H	Brown	0 1			
						142 H	Fairfield	0 1			
						165 A	Quinnipiac	1 2			
						167 H	Army	1 3			
						176 A	Rhode Island	1 2			
						178 A	Maine	2 3			
						203 A	Bryant	1 3			
						232 H	Siena	0 1			
						286 H	Central Conn. St.	2 0			
<hr/>											
LAST 10 GAMES											
203 A	Bryant	1 3	103 H	Boston U.	1 2						
176 A	Rhode Island	1 2	178 A	Maine	2 3						
129 H	Brown	0 1	232 H	Siena	0 1						
165 A	Quinnipiac	1 2	286 H	Central Conn. St.	2 0						
142 H	Fairfield	0 1	67 A	Connecticut	2 4						

Non-Div. I Games:

Vermont

Average RPI Win:	296	WON-LOST	WINNING	LAST 10	STRENGTH OF	OPP. STRENGTH	TEAM	ADJ	CONF.	ADJ CONF.		
Average RPI Loss:	202	RECORD	PCT. RANK	GAMES	SCHEDULE	OF SCHEDULE	RPI	RPI	RPI	RPI		
DIV. I ONLY		4-8-0	.33333	250	4-6-0	294	299	287	.38105	288	29	29
DIV. I NON-CONF.		3-6-0	.33333	244	3-4-0	286	298	286	.38003	287	29	29
<hr/>												
TOTALS	RPI 1-25	RPI 26-50		W-L RECORDS		RPI 51-100		RPI 101-150		RPI 150+		
4-8-0	0-0-0	0-0-0		OVERALL		0-0-0		0-2-0		4-6-0		
2-2-0	0-0-0	0-0-0		HOME		0-0-0		0-1-0		2-1-0		
2-6-0	0-0-0	0-0-0		AWAY		0-0-0		0-1-0		2-5-0		
0-0-0	0-0-0	0-0-0		NEUTRAL		0-0-0		0-0-0		0-0-0		
3-6-0	0-0-0	0-0-0		NON-CONFERENCE		0-0-0		0-2-0		3-4-0		
2-1-0	0-0-0	0-0-0		HOME		0-0-0		0-1-0		2-0-0		
1-5-0	0-0-0	0-0-		AWAY		0-0-0		0-1-0		1-4-0		
0-0-0	0-0-0	0-0-0		NEUTRAL		0-0-0		0-0-0		0-0-0		
1-2-0	0-0-0	0-0-0		CONFERENCE		0-0-0		0-0-0		1-2-0		
0-1-0	0-0-0	0-0-0		HOME		0-0-0		0-0-0		0-1-0		
1-1-0	0-0-0	0-0-0		AWAY		0-0-0		0-0-0		1-1-0		
0-0-0	0-0-0	0-0-0		NEUTRAL		0-0-0		0-0-0		0-0-0		
RPI	S	Opponent	Score	RPI	S	Opponent	Score	RPI	S	Opponent	Score	
								135	H	Stony Brook	1	3
								142	A	Fairfield	0	1
								157	A	Marist	1	2
								188	A	Holy Cross	1	4
								203	H	Bryant	0	2
								231	A	LIU Brooklyn	0	3
								268	A	Manhattan	0	1
								277	A	NJIT	3	1
								282	A	Sacred Heart	1	0
								295	A	Lafayette	0	4
								308	H	Howard	3	2
								318	H	Saint Peter's	5	2
<hr/>												
LAST 10 GAMES												
								295	A	Lafayette	0	4
								268	A	Manhattan	0	1
								277	A	NJIT	3	1
								308	H	Howard	3	2
								142	A	Fairfield	0	1
								231	A	LIU Brooklyn	0	3
								282	A	Sacred Heart	1	0
								203	H	Bryant	0	2
								318	H	Saint Peter's	5	2
								135	H	Stony Brook	1	3

Non-Div. I Games:

Wagner

Average RPI Win:	319	WON-LOST	WINNING	LAST 10	STRENGTH OF	OPP. STRENGTH	TEAM	ADJ	CONF.	ADJ CONF.	
Average RPI Loss:	195	RECORD	PCT. RANK	GAMES	SCHEDULE	OF SCHEDULE	RPI	RPI	RPI	RPI	
DIV. I ONLY	1-8-3	.20833	286	1-6-3	239	267	289	.37764	289	15	15
DIV. I NON-CONF.	1-7-2	.2	289	1-5-2	242	283	290	.37298	290	14	14
<hr/>											
TOTALS	RPI 1-25	RPI 26-50		W-L RECORDS	RPI 51-100		RPI 101-150		RPI 150+		
1-8-3	0-0-0	0-1-0		OVERALL	0-1-0		0-0-1		1-6-2		
0-4-1	0-0-0	0-0-0		HOME	0-0-0		0-0-1		0-4-0		
0-3-2	0-0-0	0-1-0		AWAY	0-1-0		0-0-0		0-1-2		
1-1-0	0-0-0	0-0-0		NEUTRAL	0-0-0		0-0-0		1-1-0		
<hr/>											
1-7-2	0-0-0	0-1-0		NON-CONFERENCE	0-1-0		0-0-0		1-5-2		
0-3-0	0-0-0	0-0-0		HOME	0-0-0		0-0-0		0-3-0		
0-3-2	0-0-0	0-0-		AWAY	0-1-0		0-0-0		0-1-2		
1-1-0	0-0-0	0-0-0		NEUTRAL	0-0-0		0-0-0		1-1-0		
<hr/>											
0-1-1	0-0-0	0-0-0		CONFERENCE	0-0-0		0-0-1		0-1-0		
0-1-1	0-0-0	0-0-0		HOME	0-0-0		0-0-1		0-1-0		
0-0-0	0-0-0	0-0-0		AWAY	0-0-0		0-0-0		0-0-0		
0-0-0	0-0-0	0-0-0		NEUTRAL	0-0-0		0-0-0		0-0-0		
<hr/>											
RPI S	Opponent	Score	RPI S	Opponent	Score	RPI S	Opponent	Score	RPI S	Opponent	Score
			47 A	Texas Tech	0 5	81 A	New Mexico	0 1	106 H	Utah St.	0 0
									190 A	Boise St.	0 1
									207 A	Montana	0 0
									218 A	UC Riverside	1 1
									226 H	UTEP	1 2
									230 H	San Jose St.	0 1
									254 N	Idaho St.	0 2
									255 H	Sam Houston St.	0 1
									274 H	Weber St.	1 4
									319 N	Southern Utah	1 0
<hr/>											
LAST 10 GAMES											
			81 A	New Mexico	0 1	230 H	San Jose St.	0 1			
			207 A	Montana	0 0	106 H	Utah St.	0 0			
			226 H	UTEP	1 2	47 A	Texas Tech	0 5			
			274 H	Weber St.	1 4	319 N	Southern Utah	1 0			
			255 H	Sam Houston St.	0 1	218 A	UC Riverside	1 1			

Non-Div. I Games:

New Mexico St.

Average RPI Win: 321		WON-LOST RECORD		WINNING PCT. RANK		LAST 10 GAMES		STRENGTH OF SCHEDULE		OPP. STRENGTH OF SCHEDULE		TEAM RPI		ADJ RPI		CONF. RPI		ADJ CONF. RPI			
DIV. I ONLY		1-11-0		.08333 311		1-9-0		119		314		288		.37672 290		16		16			
DIV. I NON-CONF.		1-7-0		.125 295		1-5-0		127		317		282		.38105 286		16		16			
TOTALS		RPI 1-25		RPI 26-50		W-L RECORDS		RPI 51-100		RPI 101-150		RPI 150+									
1-11-0		0-0-0		0-1-0		OVERALL		0-2-0		0-1-0		1-7-0									
1-5-0		0-0-0		0-0-0		HOME		0-0-0		0-0-0		1-5-0									
0-6-0		0-0-0		0-1-0		AWAY		0-2-0		0-1-0		0-2-0									
0-0-0		0-0-0		0-0-0		NEUTRAL		0-0-0		0-0-0		0-0-0									
1-7-0		0-0-0		0-1-0		NON-CONFERENCE		0-1-0		0-0-0		1-5-0									
1-3-0		0-0-0		0-0-0		HOME		0-0-0		0-0-0		1-3-0									
0-4-0		0-0-0		0-0-		AWAY		0-1-0		0-0-0		0-2-0									
0-0-0		0-0-0		0-0-0		NEUTRAL		0-0-0		0-0-0		0-0-0									
0-4-0		0-0-0		0-0-0		CONFERENCE		0-1-0		0-1-0		0-2-0									
0-2-0		0-0-0		0-0-0		HOME		0-0-0		0-0-0		0-2-0									
0-2-0		0-0-0		0-0-0		AWAY		0-1-0		0-1-0		0-0-0									
0-0-0		0-0-0		0-0-0		NEUTRAL		0-0-0		0-0-0		0-0-0									
RPI	S	Opponent		Score		RPI	S	Opponent		Score		RPI	S	Opponent		Score					
				42	A	Ole Miss		0	8	71	A	Middle Tenn.		0	5	145	A	Western Ky.		0	5
										90	A	Louisiana Tech		0	1	168	A	Missouri St.		0	5
																219	H	La.-Lafayette		0	1
																257	H	Northwestern St.		0	4
																259	H	Western Ill.		1	4
																262	A	Central Ark.		1	4
																280	H	Austin Peay		1	3
																291	H	La.-Monroe		0	1
																321	H	Ark.-Pine Bluff		4	0
LAST 10 GAMES																					
				71	A	Middle Tenn.		0	5	291	H	La.-Monroe		0	1						
				257	H	Northwestern St.		0	4	219	H	La.-Lafayette		0	1						
				321	H	Ark.-Pine Bluff		4	0	145	A	Western Ky.		0	5						
				90	A	Louisiana Tech		0	1	42	A	Ole Miss		0	8						
				262	A	Central Ark.		1	4	259	H	Western Ill.		1	4						

Non-Div. I Games:

UALR

Average RPI Win:		312	WON-LOST RECORD		WINNING PCT. RANK		LAST 10 GAMES		STRENGTH OF SCHEDULE		OPP. STRENGTH OF SCHEDULE		TEAM RPI		ADJ RPI		CONF. RPI		ADJ CONF. RPI			
DIV. I ONLY			4-8-0		.33333	250	3-7-0		295		313	291	.37557	291	16		16					
DIV. I NON-CONF.			3-6-0		.33333	244	2-5-0		302		320	303	.35596	304	16		16					
TOTALS		RPI 1-25		RPI 26-50		W-L RECORDS		RPI 51-100		RPI 101-150		RPI 150+										
4-8-0		0-0-0		0-0-0		OVERALL		0-1-0		0-1-0		4-6-0										
0-3-0		0-0-0		0-0-0		HOME		0-1-0		0-0-0		0-2-0										
4-5-0		0-0-0		0-0-0		AWAY		0-0-0		0-1-0		4-4-0										
0-0-0		0-0-0		0-0-0		NEUTRAL		0-0-0		0-0-0		0-0-0										
3-6-0		0-0-0		0-0-0		NON-CONFERENCE		0-0-0		0-1-0		3-5-0										
0-2-0		0-0-0		0-0-0		HOME		0-0-0		0-0-0		0-2-0										
3-4-0		0-0-0		0-0-		AWAY		0-0-0		0-1-0		3-3-0										
0-0-0		0-0-0		0-0-0		NEUTRAL		0-0-0		0-0-0		0-0-0										
1-2-0		0-0-0		0-0-0		CONFERENCE		0-1-0		0-0-0		1-1-0										
0-1-0		0-0-0		0-0-0		HOME		0-1-0		0-0-0		0-0-0										
1-1-0		0-0-0		0-0-0		AWAY		0-0-0		0-0-0		1-1-0										
0-0-0		0-0-0		0-0-0		NEUTRAL		0-0-0		0-0-0		0-0-0										
RPI	S	Opponent		Score	RPI	S	Opponent		Score	RPI	S	Opponent		Score								
										65	H	North Texas		1	2	120	A	Mississippi St.		0	3	
															164	A	Arkansas St.		0	3		
															187	A	Southern Miss.		1	4		
															191	H	McNeese St.		1	2		
															221	A	Southeastern La.		0	3		
															262	H	Central Ark.		1	2		
															290	A	UALR		1	0		
															309	A	Nicholls St.		1	4		
															314	A	Grambling		1	0		
															321	A	Ark.-Pine Bluff		3	0		
															323	A	Southern U.		2	1		
					LAST 10 GAMES																	
					323	A	Southern U.		2	1	290	A	UALR		1	0						
					191	H	McNeese St.		1	2	164	A	Arkansas St.		0	3						
					309	A	Nicholls St.		1	4	65	H	North Texas		1	2						
					221	A	Southeastern La.		0	3	120	A	Mississippi St.		0	3						
					187	A	Southern Miss.		1	4	321	A	Ark.-Pine Bluff		3	0						

Non-Div. I Games:

La.-Monroe

Average RPI Win:	281	WON-LOST	WINNING	LAST 10	STRENGTH OF	OPP. STRENGTH	TEAM	ADJ	CONF.	ADJ CONF.	
Average RPI Loss:	213	RECORD	PCT. RANK	GAMES	SCHEDULE	OF SCHEDULE	RPI	RPI	RPI	RPI	
DIV. I ONLY	2-7-1	.25	276	2-6-1	266	282	292	.37334	292	22	22
DIV. I NON-CONF.	2-6-0	.25	272	2-5-0	287	279	298	.36054	300	22	22
<hr/>											
TOTALS	RPI 1-25	RPI 26-50		W-L RECORDS		RPI 51-100		RPI 101-150		RPI 150+	
2-7-1	0-0-0	0-0-0		OVERALL		0-1-0		0-1-1		2-5-0	
1-3-0	0-0-0	0-0-0		HOME		0-0-0		0-0-0		1-3-0	
0-2-1	0-0-0	0-0-0		AWAY		0-1-0		0-1-1		0-0-0	
1-2-0	0-0-0	0-0-0		NEUTRAL		0-0-0		0-0-0		1-2-0	
<hr/>											
2-6-0	0-0-0	0-0-0		NON-CONFERENCE		0-1-0		0-1-0		2-4-0	
1-2-0	0-0-0	0-0-0		HOME		0-0-0		0-0-0		1-2-0	
0-2-0	0-0-0	0-0-		AWAY		0-1-0		0-1-0		0-0-0	
1-2-0	0-0-0	0-0-0		NEUTRAL		0-0-0		0-0-0		1-2-0	
<hr/>											
0-1-1	0-0-0	0-0-0		CONFERENCE		0-0-0		0-0-1		0-1-0	
0-1-0	0-0-0	0-0-0		HOME		0-0-0		0-0-0		0-1-0	
0-0-1	0-0-0	0-0-0		AWAY		0-0-0		0-0-1		0-0-0	
0-0-0	0-0-0	0-0-0		NEUTRAL		0-0-0		0-0-0		0-0-0	
<hr/>											
RPI	S	Opponent	Score	RPI	S	Opponent	Score	RPI	S	Opponent	Score
								73	A	Fla. Gulf Coast	1 2
								143	A	Wright St.	1 1
								148	A	Illinois St.	1 2
								237	H	Detroit	0 1
								241	N	UMKC	0 2
								251	N	UNI	1 0
								252	H	Indiana St.	0 3
								264	N	Fla. Atlantic	1 2
								278	H	South Dakota St.	0 2
								310	H	South Dakota	3 1
<hr/>											
LAST 10 GAMES											
148	A	Illinois St.	1 2	252	H	Indiana St.	0 3				
310	H	South Dakota	3 1	143	A	Wright St.	1 1				
241	N	UMKC	0 2	237	H	Detroit	0 1				
251	N	UNI	1 0	73	A	Fla. Gulf Coast	1 2				
264	N	Fla. Atlantic	1 2	278	H	South Dakota St.	0 2				

Non-Div. I Games: Michigan Tech 4 2

Green Bay

Average RPI Win:	0	WON-LOST	WINNING	LAST 10	STRENGTH OF	OPP. STRENGTH	TEAM	ADJ	CONF.	ADJ CONF.		
Average RPI Loss:	209	RECORD	PCT. RANK	GAMES	SCHEDULE	OF SCHEDULE	RPI	RPI	RPI	RPI		
DIV. I ONLY		0-7-1	.0625	316	0-7-1	135	310	294	.372	293	31	31
DIV. I NON-CONF.		0-7-1	.0625	308	0-7-1	133	308	291	.372	291	31	31
<hr/>												
TOTALS	RPI 1-25	RPI 26-50		W-L RECORDS		RPI 51-100		RPI 101-150		RPI 150+		
0-7-1	0-0-0	0-0-0		OVERALL		0-0-0		0-1-0		0-6-1		
0-4-1	0-0-0	0-0-0		HOME		0-0-0		0-1-0		0-3-1		
0-3-0	0-0-0	0-0-0		AWAY		0-0-0		0-0-0		0-3-0		
0-0-0	0-0-0	0-0-0		NEUTRAL		0-0-0		0-0-0		0-0-0		
0-7-1	0-0-0	0-0-0		NON-CONFERENCE		0-0-0		0-1-0		0-6-1		
0-4-1	0-0-0	0-0-0		HOME		0-0-0		0-1-0		0-3-1		
0-3-0	0-0-0	0-0-		AWAY		0-0-0		0-0-0		0-3-0		
0-0-0	0-0-0	0-0-0		NEUTRAL		0-0-0		0-0-0		0-0-0		
0-0-0	0-0-0	0-0-0		CONFERENCE		0-0-0		0-0-0		0-0-0		
0-0-0	0-0-0	0-0-0		HOME		0-0-0		0-0-0		0-0-0		
0-0-0	0-0-0	0-0-0		AWAY		0-0-0		0-0-0		0-0-0		
0-0-0	0-0-0	0-0-0		NEUTRAL		0-0-0		0-0-0		0-0-0		
RPI	S	Opponent	Score	RPI	S	Opponent	Score	RPI	S	Opponent	Score	
								137	H	Delaware	0	2
								166	H	Radford	0	1
								188	A	Holy Cross	0	3
								195	H	Rider	2	2
								203	A	Bryant	1	2
								233	H	Mt. St. Mary's	1	3
								268	H	Manhattan	0	2
								269	A	Fairleigh Dickinson	0	5
</												

Average RPI Win: 235		WON-LOST	WINNING	LAST 10	STRENGTH OF		OPP. STRENGTH	TEAM	ADJ	CONF.	ADJ CONF.
Average RPI Loss: 163		RECORD	PCT. RANK	GAMES	SCHEDULE		OF SCHEDULE	RPI	RPI	RPI	RPI
DIV. I ONLY		2-9-0	.18182	290	1-9-0		273	175	297	.3716	294
DIV. I NON-CONF.		2-6-0	.25	272	1-6-0		168	260	254	.41976	253
TOTALS		RPI 1-25	RPI 26-50		W-L RECORDS		RPI 51-100		RPI 101-150		RPI 150+
2-9-0	0-0-0	0-0-0		OVERALL		0-1-0		1-3-0		1-5-0	
2-4-0	0-0-0	0-0-0		HOME		0-0-0		1-1-0		1-3-0	
0-5-0	0-0-0	0-0-0		AWAY		0-1-0		0-2-0		0-2-0	
0-0-0	0-0-0	0-0-0		NEUTRAL		0-0-0		0-0-0		0-0-0	
2-6-0	0-0-0	0-0-0		NON-CONFERENCE		0-1-0		1-2-0		1-3-0	
2-3-0	0-0-0	0-0-0		HOME		0-0-0		1-1-0		1-2-0	
0-3-0	0-0-0	0-0-0		AWAY		0-1-0		0-1-0		0-1-0	
0-0-0	0-0-0	0-0-0		NEUTRAL		0-0-0		0-0-0		0-0-0	
0-3-0	0-0-0	0-0-0		CONFERENCE		0-0-0		0-1-0		0-2-0	
0-1-0	0-0-0	0-0-0		HOME		0-0-0		0-0-0		0-1-0	
0-2-0	0-0-0	0-0-0		AWAY		0-0-0		0-1-0		0-1-0	
0-0-0	0-0-0	0-0-0		NEUTRAL		0-0-0		0-0-0		0-0-0	
RPI S	Opponent	Score	RPI S	Opponent	Score	RPI S	Opponent	Score	RPI S	Opponent	Score
						92 A	East Carolina	0 1	127 A	Hartford	2 3
									130 H	VCU	1 2
									147 H	North Carolina St.	2 0
									150 A	George Mason	1 2
									156 H	Richmond	0 2
									166 A	Radford	1 3
									192 H	James Madison	0 5
									214 H	Liberty	0 1
									240 A	Towson	1 3
									322 H	VMI	6 1
LAST 10 GAMES											
			322 H	VMI	6 1		150 A	George Mason	1 2		
			214 H	Liberty	0 1		240 A	Towson	1 3		
			166 A	Radford	1 3		130 H	VCU	1 2		
			127 A	Hartford	2 3		192 H	James Madison	0 5		
			92 A	East Carolina	0 1		156 H	Richmond	0 2		

Non-Div. I Games:

Old Dominion

Average RPI Win:	294	WON-LOST	WINNING	LAST 10	STRENGTH OF	OPP. STRENGTH	TEAM	ADJ	CONF.	ADJ CONF.					
Average RPI Loss:	221	RECORD	PCT. RANK	GAMES	SCHEDULE	OF SCHEDULE	RPI	RPI	RPI	RPI					
DIV. I ONLY	4-5-2	.45455	194	4-5-1	318	281	293	.37123	295	18	18				
DIV. I NON-CONF.	3-5-2	.4	218	3-5-1	318	296	296	.36369	297	18	18				
<hr/>															
TOTALS	RPI 1-25	RPI 26-50		W-L RECORDS		RPI 51-100		RPI 101-150		RPI 150+					
4-5-2	0-0-0	0-0-0		OVERALL		0-1-0		0-0-0		4-4-2					
3-1-1	0-0-0	0-0-0		HOME		0-1-0		0-0-0		3-0-1					
1-4-1	0-0-0	0-0-0		AWAY		0-0-0		0-0-0		1-4-1					
0-0-0	0-0-0	0-0-0		NEUTRAL		0-0-0		0-0-0		0-0-0					
<hr/>															
3-5-2	0-0-0	0-0-0		NON-CONFERENCE		0-1-0		0-0-0		3-4-2					
2-1-1	0-0-0	0-0-0		HOME		0-1-0		0-0-0		2-0-1					
1-4-1	0-0-0	0-0-		AWAY		0-0-0		0-0-0		1-4-1					
0-0-0	0-0-0	0-0-0		NEUTRAL		0-0-0		0-0-0		0-0-0					
<hr/>															
1-0-0	0-0-0	0-0-0		CONFERENCE		0-0-0		0-0-0		1-0-0					
1-0-0	0-0-0	0-0-0		HOME		0-0-0		0-0-0		1-0-0					
0-0-0	0-0-0	0-0-0		AWAY		0-0-0		0-0-0		0-0-0					
0-0-0	0-0-0	0-0-0		NEUTRAL		0-0-0		0-0-0		0-0-0					
<hr/>															
RPI	S	Opponent	Score	RPI	S	Opponent	Score	RPI	S	Opponent	Score				
								69	H	Princeton	2 5				
								217	A	Monmouth	0 2				
								261	H	Lehigh	1 0				
								268	A	Manhattan	1 2				
								269	A	Fairleigh Dickinson	0 1				
								271	A	UMBC	0 0				
								277	H	NJIT	1 1				
								282	A	Sacred Heart	1 2				
								288	H	Wagner	4 0				
								308	A	Howard	2 0				
								318	H	Saint Peter's	3 0				
								LAST 10 GAMES							
								269	A	Fairleigh Dickinson	0 1	261	H	Lehigh	1 0
								268	A	Manhattan	1 2	277	H	NJIT	1 1
								318	H	Saint Peter's	3 0	69	H	Princeton	2 5
								282	A	Sacred Heart	1 2	288	H	Wagner	4 0
								217	A	Monmouth	0 2				

Non-Div. I Games:

Lafayette

Average RPI Win: 252		WON-LOST RECORD		WINNING PCT. RANK		LAST 10 GAMES		STRENGTH OF SCHEDULE		OPP. STRENGTH OF SCHEDULE		TEAM RPI		ADJ RPI		CONF. RPI		ADJ CONF. RPI	
DIV. I ONLY		3-8-0		.27273 271		3-7-0		303		253		299		.36795 296		22		22	
DIV. I NON-CONF.		3-6-0		.33333 244		3-5-0		316		249		300		.36216 299		22		22	
TOTALS		RPI 1-25		RPI 26-50		W-L RECORDS		RPI 51-100		RPI 101-150		RPI 150+							
3-8-0		0-0-0		0-0-0		OVERALL		0-0-0		0-1-0		3-7-0							
1-3-0		0-0-0		0-0-0		HOME		0-0-0		0-1-0		1-2-0							
2-5-0		0-0-0		0-0-0		AWAY		0-0-0		0-0-0		2-5-0							
0-0-0		0-0-0		0-0-0		NEUTRAL		0-0-0		0-0-0		0-0-0							
3-6-0		0-0-0		0-0-0		NON-CONFERENCE		0-0-0		0-0-0		3-6-0							
1-2-0		0-0-0		0-0-0		HOME		0-0-0		0-0-0		1-2-0							
2-4-0		0-0-0		0-0-		AWAY		0-0-0		0-0-0		2-4-0							
0-0-0		0-0-0		0-0-0		NEUTRAL		0-0-0		0-0-0		0-0-0							
0-2-0		0-0-0		0-0-0		CONFERENCE		0-0-0		0-1-0		0-1-0							
0-1-0		0-0-0		0-0-0		HOME		0-0-0		0-1-0		0-0-0							
0-1-0		0-0-0		0-0-0		AWAY		0-0-0		0-0-0		0-1-0							
0-0-0		0-0-0		0-0-0		NEUTRAL		0-0-0		0-0-0		0-0-0							
RPI	S	Opponent		Score	RPI	S	Opponent		Score	RPI	S	Opponent		Score					
										149	H	Valparaiso		1 2					
										155	A	Ohio		1 2					
										159	H	Kent St.		0 2					
										175	H	Longwood		3 1					
										193	A	Loyola Chicago		0 1					
										229	H	Akron		0 2					
										236	A	Duquesne		1 2					
										245	A	Eastern Ill.		2 3					
										275	A	Bowling Green		2 1					
										305	A	IUPUI		5 1					
										316	A	Canisius		0 3					
LAST 10 GAMES																			
										229	H	Akron		0 2					
										316	A	Canisius		0 3					
										245	A	Eastern Ill.		2 3					
										305	A	IUPUI		5 1					
										275	A	Bowling Green		2 1					
										149	H	Valparaiso		1 2					
										236	A	Duquesne		1 2					
										193	A	Loyola Chicago		0 1					
										175	H	Longwood		3 1					
										155	A	Ohio		1 2					

Non-Div. I Games:

Cleveland St.

Average RPI Win: 282		WON-LOST	WINNING	LAST 10	STRENGTH OF		OPP. STRENGTH	TEAM	ADJ	CONF.	ADJ CONF.						
Average RPI Loss: 167		RECORD	PCT. RANK	GAMES	SCHEDULE		OF SCHEDULE	RPI	RPI	RPI	RPI						
DIV. I ONLY		1-10-1	.125	300	0-9-1		208	260	295	.36737	297	31	31				
DIV. I NON-CONF.		1-10-1	.125	295	0-9-1		212	263	294	.36737	294	31	31				
TOTALS		RPI 1-25	RPI 26-50		W-L RECORDS		RPI 51-100		RPI 101-150		RPI 150+						
1-10-1	0-1-0	0-0-0		OVERALL		0-1-0		0-3-0		1-5-1							
0-3-0	0-0-0	0-0-0		HOME		0-0-0		0-1-0		0-2-0							
0-7-1	0-1-0	0-0-0		AWAY		0-1-0		0-2-0		0-3-1							
1-0-0	0-0-0	0-0-0		NEUTRAL		0-0-0		0-0-0		1-0-0							
1-10-1	0-1-0	0-0-0		NON-CONFERENCE		0-1-0		0-3-0		1-5-1							
0-3-0	0-0-0	0-0-0		HOME		0-0-0		0-1-0		0-2-0							
0-7-1	0-1-0	0-0-		AWAY		0-1-0		0-2-0		0-3-1							
1-0-0	0-0-0	0-0-0		NEUTRAL		0-0-0		0-0-0		1-0-0							
0-0-0	0-0-0	0-0-0		CONFERENCE		0-0-0		0-0-0		0-0-0							
0-0-0	0-0-0	0-0-0		HOME		0-0-0		0-0-0		0-0-0							
0-0-0	0-0-0	0-0-0		AWAY		0-0-0		0-0-0		0-0-0							
0-0-0	0-0-0	0-0-0		NEUTRAL		0-0-0		0-0-0		0-0-0							
RPI	S	Opponent		Score		RPI	S	Opponent		Score		RPI	S	Opponent		Score	
4	A	BYU		0 1								79	A	Loyola Marymount		2 3	
												106	H	Utah St.		1 2	
												122	A	Seattle		2 4	
												132	A	Wyoming		3 4	
												194	A	Hawaii		1 2	
												226	H	UTEP		1 2	
												254	H	Idaho St.		1 2	
												274	A	Weber St.		0 1	
												279	A	Idaho		0 1	
												282	N	Sacred Heart		3 2	
												319	A	Southern Utah		2 2	
LAST 10 GAMES																	
254	H	Idaho St.		1	2	79	A	Loyola Marymount		2	3	4	A	BYU		0	1
319	A	Southern Utah		2	2	122	A	Seattle		2	4	279	A	Idaho		0	1
274	A	Weber St.		0	1	132	A	Wyoming		3	4						
106	H	Utah St.		1	2												
194	A	Hawaii		1	2												

Non-Div. I Games:

Utah Valley

Average RPI Win:	273	WON-LOST	WINNING	LAST 10	STRENGTH OF	OPP. STRENGTH	TEAM	ADJ	CONF.	ADJ CONF.	
Average RPI Loss:	200	RECORD	PCT. RANK	GAMES	SCHEDULE	OF SCHEDULE	RPI	RPI	RPI	RPI	
DIV. I ONLY	2-7-2	.27273	271	1-6-2	286	302	296	.36607	298	21	21
DIV. I NON-CONF.	2-4-1	.35714	237	1-3-1	300	316	295	.36415	296	20	20
<hr/>											
TOTALS	RPI 1-25	RPI 26-50		W-L RECORDS		RPI 51-100		RPI 101-150		RPI 150+	
2-7-2	0-0-0	0-0-0		OVERALL		0-1-0		0-0-0		2-6-2	
1-2-1	0-0-0	0-0-0		HOME		0-0-0		0-0-0		1-2-1	
1-5-1	0-0-0	0-0-0		AWAY		0-1-0		0-0-0		1-4-1	
0-0-0	0-0-0	0-0-0		NEUTRAL		0-0-0		0-0-0		0-0-0	
<hr/>											
2-4-1	0-0-0	0-0-0		NON-CONFERENCE		0-0-0		0-0-0		2-4-1	
1-0-1	0-0-0	0-0-0		HOME		0-0-0		0-0-0		1-0-1	
1-4-0	0-0-0	0-0-		AWAY		0-0-0		0-0-0		1-4-0	
0-0-0	0-0-0	0-0-0		NEUTRAL		0-0-0		0-0-0		0-0-0	
<hr/>											
0-3-1	0-0-0	0-0-0		CONFERENCE		0-1-0		0-0-0		0-2-1	
0-2-0	0-0-0	0-0-0		HOME		0-0-0		0-0-0		0-2-0	
0-1-1	0-0-0	0-0-0		AWAY		0-1-0		0-0-0		0-0-1	
0-0-0	0-0-0	0-0-0		NEUTRAL		0-0-0		0-0-0		0-0-0	
<hr/>											
RPI	S	Opponent	Score	RPI	S	Opponent	Score	RPI	S	Opponent	Score
				73 A Fla. Gulf Coast 0 2				174 H North Florida 2 3			
								185 H Jacksonville 1 2			
								198 A Xavier 1 2			
								199 A UT Martin 1 5			
								262 A Central Ark. 0 1			
								266 H Jackson St. 2 0			
								280 A Austin Peay 1 0			
								284 A Stetson 1 1			
								306 A Alabama St. 0 1			
								315 H Chattanooga 2 2			
<hr/>											
				LAST 10 GAMES							
199 A UT Martin 1 5				284 A Stetson 1 1							
315 H Chattanooga 2 2				73 A Fla. Gulf Coast 0 2							
280 A Austin Peay 1 0				185 H Jacksonville 1 2							
262 A Central Ark. 0 1				174 H North Florida 2 3							
198 A Xavier 1 2				306 A Alabama St. 0 1							

Non-Div. I Games: Trevecca Nazarene 0 0

Lipscomb

Average RPI Win: 0		WON-LOST RECORD		WINNING PCT. RANK		LAST 10 GAMES		STRENGTH OF SCHEDULE		OPP. STRENGTH OF SCHEDULE		TEAM RPI		ADJ RPI		CONF. RPI		ADJ CONF. RPI	
DIV. I ONLY		0-10-0		0 319		0-10-0		131		266		300		.36514 299		11		11	
DIV. I NON-CONF.		0-8-0		0 312		0-8-0		136		269		297		.36272 298		12		12	
TOTALS		RPI 1-25		RPI 26-50		W-L RECORDS		RPI 51-100		RPI 101-150		RPI 150+							
0-10-0		0-0-0		0-1-0		OVERALL		0-0-0		0-2-0		0-7-0							
0-3-0		0-0-0		0-0-0		HOME		0-0-0		0-0-0		0-3-0							
0-7-0		0-0-0		0-1-0		AWAY		0-0-0		0-2-0		0-4-0							
0-0-0		0-0-0		0-0-0		NEUTRAL		0-0-0		0-0-0		0-0-0							
0-8-0		0-0-0		0-1-0		NON-CONFERENCE		0-0-0		0-2-0		0-5-0							
0-2-0		0-0-0		0-0-0		HOME		0-0-0		0-0-0		0-2-0							
0-6-0		0-0-0		0-0-		AWAY		0-0-0		0-2-0		0-3-0							
0-0-0		0-0-0		0-0-0		NEUTRAL		0-0-0		0-0-0		0-0-0							
0-2-0		0-0-0		0-0-0		CONFERENCE		0-0-0		0-0-0		0-2-0							
0-1-0		0-0-0		0-0-0		HOME		0-0-0		0-0-0		0-1-0							
0-1-0		0-0-0		0-0-0		AWAY		0-0-0		0-0-0		0-1-0							
0-0-0		0-0-0		0-0-0		NEUTRAL		0-0-0		0-0-0		0-0-0							
RPI	S	Opponent		Score		RPI	S	Opponent		Score		RPI	S	Opponent		Score			
						26	A	Georgetown		1 6									
												101	A	Colgate		1 3			
												104	A	La Salle		0 4			
												151	A	Columbia		0 1			
												158	H	Penn		1 2			
												204	A	Binghamton		1 2			
												235	H	Niagara		1 2			
												246	A	Albany (NY)		2 5			
												253	A	George Washington		2 3			
												282	H	Sacred Heart		1 2			
LAST 10 GAMES																			
204	A	Binghamton		1 2		158	H	Penn		1 2									
246	A	Albany (NY)		2 5		235	H	Niagara		1 2									
101	A	Colgate		1 3		151	A	Columbia		0 1									
253	A	George Washington		2 3		104	A	La Salle		0 4									
26	A	Georgetown		1 6		282	H	Sacred Heart		1 2									

Non-Div. I Games:

Cornell

Average RPI Win:	262	WON-LOST	WINNING	LAST 10	STRENGTH OF	OPP. STRENGTH	TEAM	ADJ	CONF.	ADJ CONF.		
Average RPI Loss:	218	RECORD	PCT. RANK	GAMES	SCHEDULE	OF SCHEDULE	RPI	RPI	RPI	RPI		
DIV. I ONLY	3-7-0	.3	267	3-7-0	310	269	298	.3651	300	24	24	
DIV. I NON-CONF.	2-5-0	.28571	261	2-5-0	309	255	302	.35727	302	23	23	
<hr/>												
TOTALS	RPI 1-25	RPI 26-50		W-L RECORDS		RPI 51-100		RPI 101-150		RPI 150+		
3-7-0	0-0-0	0-0-0		OVERALL		0-0-0		0-0-0		3-7-0		
2-3-0	0-0-0	0-0-0		HOME		0-0-0		0-0-0		2-3-0		
1-4-0	0-0-0	0-0-0		AWAY		0-0-0		0-0-0		1-4-0		
0-0-0	0-0-0	0-0-0		NEUTRAL		0-0-0		0-0-0		0-0-0		
<hr/>												
2-5-0	0-0-0	0-0-0		NON-CONFERENCE		0-0-0		0-0-0		2-5-0		
2-3-0	0-0-0	0-0-0		HOME		0-0-0		0-0-0		2-3-0		
0-2-0	0-0-0	0-0-		AWAY		0-0-0		0-0-0		0-2-0		
0-0-0	0-0-0	0-0-0		NEUTRAL		0-0-0		0-0-0		0-0-0		
<hr/>												
1-2-0	0-0-0	0-0-0		CONFERENCE		0-0-0		0-0-0		1-2-0		
0-0-0	0-0-0	0-0-0		HOME		0-0-0		0-0-0		0-0-0		
1-2-0	0-0-0	0-0-0		AWAY		0-0-0		0-0-0		1-2-0		
0-0-0	0-0-0	0-0-0		NEUTRAL		0-0-0		0-0-0		0-0-0		
<hr/>												
RPI	S	Opponent	Score	RPI	S	Opponent	Score	RPI	S	Opponent	Score	
								161	A	Western Mich.	1	4
								164	H	Arkansas St.	0	1
								199	A	UT Martin	1	2
								200	H	South Ala.	1	0
								223	A	Southeast Mo. St.	0	6
								252	A	Indiana St.	1	2
								263	H	Northern Ky.	2	4
								267	H	Evansville	0	2
								280	A	Austin Peay	1	0
								307	H	Alabama A&M	5	0
<hr/>												
LAST 10 GAMES												
263	H	Northern Ky.	2	4	199	A	UT Martin	1	2			
252	A	Indiana St.	1	2	223	A	Southeast Mo. St.	0	6			
161	A	Western Mich.	1	4	280	A	Austin Peay	1	0			
267	H	Evansville	0	2	200	H	South Ala.	1	0			
164	H	Arkansas St.	0	1	307	H	Alabama A&M	5	0			

Non-Div. I Games:

Murray St.

Average RPI Win: 322		WON-LOST RECORD		WINNING PCT. RANK		LAST 10 GAMES		STRENGTH OF SCHEDULE		OPP. STRENGTH OF SCHEDULE		TEAM RPI		ADJ RPI		CONF. RPI		ADJ CONF. RPI	
DIV. I ONLY		1-10-0		.09091 308		1-9-0		186		312		301		.36026 301		27		27	
DIV. I NON-CONF.		0-7-0		0 312		0-6-0		182		293		308		.3429 308		27		28	
TOTALS		RPI 1-25		RPI 26-50		W-L RECORDS		RPI 51-100		RPI 101-150		RPI 150+							
1-10-0		0-0-0		0-0-0		OVERALL		0-2-0		0-1-0		1-7-0							
1-3-0		0-0-0		0-0-0		HOME		0-0-0		0-1-0		1-2-0							
0-7-0		0-0-0		0-0-0		AWAY		0-2-0		0-0-0		0-5-0							
0-0-0		0-0-0		0-0-0		NEUTRAL		0-0-0		0-0-0		0-0-0							
0-7-0		0-0-0		0-0-0		NON-CONFERENCE		0-2-0		0-1-0		0-4-0							
0-2-0		0-0-0		0-0-0		HOME		0-0-0		0-1-0		0-1-0							
0-5-0		0-0-0		0-0-		AWAY		0-2-0		0-0-0		0-3-0							
0-0-0		0-0-0		0-0-0		NEUTRAL		0-0-0		0-0-0		0-0-0							
1-3-0		0-0-0		0-0-0		CONFERENCE		0-0-0		0-0-0		1-3-0							
1-1-0		0-0-0		0-0-0		HOME		0-0-0		0-0-0		1-1-0							
0-2-0		0-0-0		0-0-0		AWAY		0-0-0		0-0-0		0-2-0							
0-0-0		0-0-0		0-0-0		NEUTRAL		0-0-0		0-0-0		0-0-0							
RPI	S	Opponent		Score	RPI	S	Opponent		Score	RPI	S	Opponent		Score					
							86	A	Clemson	0	6		146	H	Furman	0	2		
							100	A	East Tenn. St.	2	3		166	H	Radford	0	2		
													175	A	Longwood	1	2		
													185	H	Jacksonville	1	3		
													214	A	Liberty	1	5		
													247	A	Francis Marion	3	4		
													270	A	Wofford	0	1		
													312	A	USC Upstate	0	1		
													322	H	VMI	4	1		
LAST 10 GAMES																			
							185	H	Jacksonville	1	3		322	H	VMI	4	1		
							146	H	Furman	0	2		166	H	Radford	0	2		
							270	A	Wofford	0	1		175	A	Longwood	1	2		
							86	A	Clemson	0	6		214	A	Liberty	1	5		
							100	A	East Tenn. St.	2	3		312	A	USC Upstate	0	1		

Non-Div. I Games:

Presbyterian

Average RPI Win:	278	WON-LOST	WINNING	LAST 10	STRENGTH OF	OPP. STRENGTH	TEAM	ADJ	CONF.	ADJ CONF.	
Average RPI Loss:	194	RECORD	PCT. RANK	GAMES	SCHEDULE	OF SCHEDULE	RPI	RPI	RPI	RPI	
DIV. I ONLY	1-7-1	.16667	292	0-4-0	253	288	302	.35846	302	28	28
DIV. I NON-CONF.	1-4-1	.25	272	0-2-0	245	310	289	.37468	289	25	25
<hr/>											
TOTALS	RPI 1-25	RPI 26-50		W-L RECORDS	RPI 51-100		RPI 101-150		RPI 150+		
1-7-1	0-0-0	0-1-0		OVERALL	0-0-0		0-1-0		1-5-1		
1-4-0	0-0-0	0-0-0		HOME	0-0-0		0-0-0		1-4-0		
0-3-1	0-0-0	0-0-0		AWAY	0-0-0		0-1-0		0-1-1		
0-0-0	0-0-0	0-0-0		NEUTRAL	0-0-0		0-0-0		0-0-0		
<hr/>											
1-4-1	0-0-0	0-1-0		NON-CONFERENCE	0-0-0		0-0-0		1-3-1		
1-2-0	0-0-0	0-0-0		HOME	0-0-0		0-0-0		1-2-0		
0-2-1	0-0-0	0-0-		AWAY	0-0-0		0-0-0		0-1-1		
0-0-0	0-0-0	0-0-0		NEUTRAL	0-0-0		0-0-0		0-0-0		
<hr/>											
0-3-0	0-0-0	0-0-0		CONFERENCE	0-0-0		0-1-0		0-2-0		
0-2-0	0-0-0	0-0-0		HOME	0-0-0		0-0-0		0-2-0		
0-1-0	0-0-0	0-0-0		AWAY	0-0-0		0-1-0		0-0-0		
0-0-0	0-0-0	0-0-0		NEUTRAL	0-0-0		0-0-0		0-0-0		
<hr/>											
RPI S	Opponent	Score	RPI S	Opponent	Score	RPI S	Opponent	Score	RPI S	Opponent	Score
			39 A	Iowa	0 3				123 A	Northern Colo.	0 3
									186 H	Portland St.	1 3
									220 H	Sacramento St.	0 1
									251 A	UNI	0 5
									259 H	Western Ill.	1 3
									278 H	South Dakota St.	3 1
									283 H	North Dakota St.	0 3
									310 A	South Dakota	4 4
<hr/>											
LAST 10 GAMES											
			259 H	Western Ill.	1 3	39 A	Iowa	0 3			
			283 H	North Dakota St.	0 3	251 A	UNI	0 5			
			278 H	South Dakota St.	3 1	123 A	Northern Colo.	0 3			
			310 A	South Dakota	4 4	186 H	Portland St.	1 3			
						220 H	Sacramento St.	0 1			

Non-Div. I Games:

North Dakota

[illegible]

Non-Div. I Games:

Mississippi Val.

Average RPI Win:	251	WON-LOST RECORD	WINNING PCT. RANK	LAST 10 GAMES	STRENGTH OF SCHEDULE	OPP. STRENGTH OF SCHEDULE	TEAM RPI	ADJ RPI	CONF. RPI	ADJ CONF. RPI	
DIV. I ONLY		2-9-0	.18182 290	2-8-0	272	280	304	.35658 304	27	27	
DIV. I NON-CONF.		1-6-0	.14286 292	1-5-0	295	303	318	.3222 315	27	28	
<hr/>											
TOTALS	RPI 1-25		RPI 26-50	W-L RECORDS		RPI 51-100		RPI 101-150		RPI 150+	
2-9-0	0-0-0		0-0-0	OVERALL		0-0-0		0-1-0		2-8-0	
1-3-0	0-0-0		0-0-0	HOME		0-0-0		0-1-0		1-2-0	
1-5-0	0-0-0		0-0-0	AWAY		0-0-0		0-0-0		1-5-0	
0-1-0	0-0-0		0-0-0	NEUTRAL		0-0-0		0-0-0		0-1-0	
1-6-0	0-0-0		0-0-0	NON-CONFERENCE		0-0-0		0-0-0		1-6-0	
0-1-0	0-0-0		0-0-0	HOME		0-0-0		0-0-0		0-1-0	
1-4-0	0-0-0		0-0-	AWAY		0-0-0		0-0-0		1-4-0	
0-1-0	0-0-0		0-0-0	NEUTRAL		0-0-0		0-0-0		0-1-0	
1-3-0	0-0-0		0-0-0	CONFERENCE		0-0-0		0-1-0		1-2-0	
1-2-0	0-0-0		0-0-0	HOME		0-0-0		0-1-0		1-1-0	
0-1-0	0-0-0		0-0-0	AWAY		0-0-0		0-0-0		0-1-0	
0-0-0	0-0-0		0-0-0	NEUTRAL		0-0-0		0-0-0		0-0-0	
RPI	S	Opponent	Score	RPI	S	Opponent	Score	RPI	S	Opponent	Score
								125	H	Campbell	1 3
								169	A	Western Caro.	0 2
								174	A	North Florida	0 3
								189	H	Coastal Caro.	1 0
								196	A	High Point	1 2
								202	A	Ga. Southern	0 3
								219	N	La.-Lafayette	0 2
								249	H	Charleston So.	1 4
								270	A	Wofford	0 1
								312	A	USC Upstate	3 0
								315	H	Chattanooga	0 1
LAST 10 GAMES											
				196	A	High Point	1 2	189	H	Coastal Caro.	1 0
				125	H	Campbell	1 3	249	H	Charleston So.	1 4
				315	H	Chattanooga	0 1	219	N	La.-Lafayette	0 2
				174	A	North Florida	0 3	169	A	Western Caro.	0 2
				202	A	Ga. Southern	0 3	312	A	USC Upstate	3 0

Non-Div. I Games:

Gardner-Webb

Average RPI Win: 212		WON-LOST RECORD		WINNING PCT. RANK		LAST 10 GAMES		STRENGTH OF SCHEDULE		OPP. STRENGTH OF SCHEDULE		TEAM RPI		ADJ RPI		CONF. RPI		ADJ CONF. RPI	
DIV. I ONLY		1-10-1		.125 300		1-7-1		232		300		305		.35327 305		30		30	
DIV. I NON-CONF.		1-9-0		.1 304		1-6-0		179		294		292		.36774 293		30		30	
TOTALS		RPI 1-25		RPI 26-50		W-L RECORDS		RPI 51-100		RPI 101-150		RPI 150+							
1-10-1		0-0-0		0-0-0		OVERALL		0-0-0		0-4-0		1-6-1							
0-6-1		0-0-0		0-0-0		HOME		0-0-0		0-2-0		0-4-1							
1-4-0		0-0-0		0-0-0		AWAY		0-0-0		0-2-0		1-2-0							
0-0-0		0-0-0		0-0-0		NEUTRAL		0-0-0		0-0-0		0-0-0							
1-9-0		0-0-0		0-0-0		NON-CONFERENCE		0-0-0		0-4-0		1-5-0							
0-5-0		0-0-0		0-0-0		HOME		0-0-0		0-2-0		0-3-0							
1-4-0		0-0-0		0-0-		AWAY		0-0-0		0-2-0		1-2-0							
0-0-0		0-0-0		0-0-0		NEUTRAL		0-0-0		0-0-0		0-0-0							
0-1-1		0-0-0		0-0-0		CONFERENCE		0-0-0		0-0-0		0-1-1							
0-1-1		0-0-0		0-0-0		HOME		0-0-0		0-0-0		0-1-1							
0-0-0		0-0-0		0-0-0		AWAY		0-0-0		0-0-0		0-0-0							
0-0-0		0-0-0		0-0-0		NEUTRAL		0-0-0		0-0-0		0-0-0							
RPI	S	Opponent		Score	RPI	S	Opponent		Score	RPI	S	Opponent		Score					
	</																		

Non-Div. I Games: DePauw 4 1

IUPUI

Average RPI Win: 307		WON-LOST	WINNING	LAST 10	STRENGTH OF	OPP. STRENGTH	TEAM	ADJ	CONF.	ADJ CONF.		
Average RPI Loss: 229		RECORD	PCT. RANK	GAMES	SCHEDULE	OF SCHEDULE	RPI	RPI	RPI	RPI		
DIV. I ONLY		2-5-0	.28571	270	2-5-0	315	296	308	.34643	306	32	32
DIV. I NON-CONF.		2-5-0	.28571	261	2-5-0	311	292	307	.34643	305	32	32
<hr/>												
TOTALS		RPI 1-25		RPI 26-50		W-L RECORDS		RPI 51-100		RPI 101-150		RPI 150+
2-5-0		0-0-0		0-0-0		OVERALL		0-0-0		0-0-0		2-5-0
1-1-0		0-0-0		0-0-0		HOME		0-0-0		0-0-0		1-1-0
1-3-0		0-0-0		0-0-0		AWAY		0-0-0		0-0-0		1-3-0
0-1-0		0-0-0		0-0-0		NEUTRAL		0-0-0		0-0-0		0-1-0
2-5-0		0-0-0		0-0-0		NON-CONFERENCE		0-0-0		0-0-0		2-5-0
1-1-0		0-0-0		0-0-0		HOME		0-0-0		0-0-0		1-1-0
1-3-0		0-0-0		0-0-		AWAY		0-0-0		0-0-0		1-3-0
0-1-0		0-0-0		0-0-0		NEUTRAL		0-0-0		0-0-0		0-1-0
0-0-0		0-0-0		0-0-0		CONFERENCE		0-0-0		0-0-0		0-0-0
0-0-0		0-0-0		0-0-0		HOME		0-0-0		0-0-0		0-0-0
0-0-0		0-0-0		0-0-0		AWAY		0-0-0		0-0-0		0-0-0
0-0-0		0-0-0		0-0-0		NEUTRAL		0-0-0		0-0-0		0-0-0
RPI	S	Opponent	Score	RPI	S	Opponent	Score	RPI	S	Opponent	Score	
										200 A	South Ala.	0 2
										206 A	Troy	3 5
										228 H	Belmont	0 3
										247 N	Francis Marion	0 3
										265 A	South Carolina St.	0 4
										298 H	Lipscomb	1 0
										315 A	Chattanooga	1 0
<hr/>												
LAST 10 GAMES												
										298 H	Lipscomb	1 0
										228 H	Belmont	0 3
										200 A	South Ala.	0 2
										265 A	South Carolina St.	0 4
										247 N	Francis Marion	0 3
										315 A	Chattanooga	1 0
										206 A	Troy	3 5

Non-Div. I Games:

Judson (AL)

6 0

West Ala.

1 1

Ga. Southwestern

2 2

Alabama St.

Average RPI Win:		0	WON-LOST		WINNING		LAST 10		STRENGTH OF		OPP. STRENGTH		TEAM		ADJ		CONF.		ADJ CONF.				
Average RPI Loss:		205	RECORD		PCT. RANK		GAMES		SCHEDULE		OF SCHEDULE		RPI		RPI		RPI		RPI				
DIV. I ONLY			0-9-0		0	319	0-9-0		141		316		306		.34578		307	32		32			
DIV. I NON-CONF.			0-9-0		0	312	0-9-0		140		312		305		.34578		306	32		32			
TOTALS		RPI 1-25		RPI 26-50		W-L RECORDS		RPI 51-100		RPI 101-150		RPI 150+											
0-9-0		0-0-0		0-0-0		OVERALL		0-2-0		0-0-0		0-7-0											
0-2-0		0-0-0		0-0-0		HOME		0-1-0		0-0-0		0-1-0											
0-6-0		0-0-0		0-0-0		AWAY		0-1-0		0-0-0		0-5-0											
0-1-0		0-0-0		0-0-0		NEUTRAL		0-0-0		0-0-0		0-1-0											
0-9-0		0-0-0		0-0-0		NON-CONFERENCE		0-2-0		0-0-0		0-7-0											
0-2-0		0-0-0		0-0-0		HOME		0-1-0		0-0-0		0-1-0											
0-6-0		0-0-0		0-0-		AWAY		0-1-0		0-0-0		0-5-0											
0-1-0		0-0-0		0-0-0		NEUTRAL		0-0-0		0-0-0		0-1-0											
0-0-0		0-0-0		0-0-0		CONFERENCE		0-0-0		0-0-0		0-0-0											
0-0-0		0-0-0		0-0-0		HOME		0-0-0		0-0-0		0-0-0											
0-0-0		0-0-0		0-0-0		AWAY		0-0-0		0-0-0		0-0-0											
0-0-0		0-0-0		0-0-0		NEUTRAL		0-0-0		0-0-0		0-0-0											
RPI	S	Opponent		Score		RPI	S	Opponent		Score		RPI	S	Opponent		Score		RPI	S	Opponent		Score	
								71	A	Middle Tenn.	0	10	153	A	Mercer	0	6						
								95	H	Jacksonville St.	0	5	180	A	Kennesaw St.	0	9						
													241	A	UMKC	1	2						
													262	H	Central Ark.	0	3						
													265	N	South Carolina St.	0	8						
													280	A	Austin Peay	1	6						
													300	A	Murray St.	0	5						
						LAST 10 GAMES																	
						241	A	UMKC	1	2	95	H	Jacksonville St.	0	5								
						280	A	Austin Peay	1	6	71	A	Middle Tenn.	0	10								
						300	A	Murray St.	0	5	180	A	Kennesaw St.	0	9								
						262	H	Central Ark.	0	3	265	N	South Carolina St.	0	8								
						153	A	Mercer	0	6													

Non-Div. I Games: Ala.-Huntsville 0 5

Alabama A&M

Average RPI Win: 0		WON-LOST RECORD	WINNING PCT. RANK	LAST 10 GAMES	STRENGTH OF SCHEDULE	OPP. STRENGTH OF SCHEDULE	TEAM RPI	ADJ RPI		CONF. RPI	ADJ CONF. RPI	
Average RPI Loss: 211												
DIV. I ONLY		0-10-2	.08333 311	0-8-2	210	308	307	.34489	308	31	31	
DIV. I NON-CONF.		0-10-2	.08333 307	0-8-2	215	306	306	.34489	307	31	31	
<hr/>												
TOTALS		RPI 1-25		RPI 26-50		W-L RECORDS		RPI 51-100		RPI 101-150		RPI 150+
0-10-2		0-0-0		0-0-0		OVERALL		0-0-0		0-2-0		0-8-2
0-5-0		0-0-0		0-0-0		HOME		0-0-0		0-2-0		0-3-0
0-5-2		0-0-0		0-0-0		AWAY		0-0-0		0-0-0		0-5-2
0-0-0		0-0-0		0-0-0		NEUTRAL		0-0-0		0-0-0		0-0-0
<hr/>												
0-10-2		0-0-0		0-0-0		NON-CONFERENCE		0-0-0		0-2-0		0-8-2
0-5-0		0-0-0		0-0-0		HOME		0-0-0		0-2-0		0-3-0
0-5-2		0-0-0		0-0-		AWAY		0-0-0		0-0-0		0-5-2
0-0-0		0-0-0		0-0-0		NEUTRAL		0-0-0		0-0-0		0-0-0
<hr/>												
0-0-0		0-0-0		0-0-0		CONFERENCE		0-0-0		0-0-0		0-0-0
0-0-0		0-0-0		0-0-0		HOME		0-0-0		0-0-0		0-0-0
0-0-0		0-0-0		0-0-0		AWAY		0-0-0		0-0-0		0-0-0
0-0-0		0-0-0		0-0-0		NEUTRAL		0-0-0		0-0-0		0-0-0
<hr/>												
RPI S	Opponent	Score	RPI S	Opponent	Score	RPI S	Opponent	Score	RPI S	Opponent	Score	
									109 H	Navy	0 3	
									150 H	George Mason	1 3	
									154 A	Loyola Maryland	1 1	
									166 A	Radford	0 1	
									175 H	Longwood	0 1	
									195 A	Rider	0 2	
									233 H	Mt. St. Mary's	1 2	
									250 A	American	1 2	
									253 A	George Washington	0 2	
									288 A	Wagner	2 3	
									295 H	Lafayette	0 2	
									313 A	Robert Morris	0 0	
									LAST 10 GAMES			

Non-Div. I Games:

Howard

Average RPI Win: 309		WON-LOST	WINNING	LAST 10	STRENGTH OF	OPP. STRENGTH	TEAM	ADJ	CONF.	ADJ CONF.		
Average RPI Loss: 213		RECORD	PCT. RANK	GAMES	SCHEDULE	OF SCHEDULE	RPI	RPI	RPI	RPI		
DIV. I ONLY		4-7-0	.36364	239	4-6-0	320	293	309	.343	309	23	23
DIV. I NON-CONF.		4-5-0	.44444	191	4-4-0	320	280	304	.35634	303	28	27
<hr/>												
TOTALS		RPI 1-25		RPI 26-50		W-L RECORDS		RPI 51-100		RPI 101-150		RPI 150+
4-7-0		0-0-0		0-0-0		OVERALL		0-0-0		0-2-0		4-5-0
1-1-0		0-0-0		0-0-0		HOME		0-0-0		0-0-0		1-1-0
3-6-0		0-0-0		0-0-0		AWAY		0-0-0		0-2-0		3-4-0
0-0-0		0-0-0		0-0-0		NEUTRAL		0-0-0		0-0-0		0-0-0
4-5-0		0-0-0		0-0-0		NON-CONFERENCE		0-0-0		0-2-0		4-3-0
1-1-0		0-0-0		0-0-0		HOME		0-0-0		0-0-0		1-1-0
3-4-0		0-0-0		0-0-		AWAY		0-0-0		0-2-0		3-2-0
0-0-0		0-0-0		0-0-0		NEUTRAL		0-0-0		0-0-0		0-0-0
0-2-0		0-0-0		0-0-0		CONFERENCE		0-0-0		0-0-0		0-2-0
0-0-0		0-0-0		0-0-0		HOME		0-0-0		0-0-0		0-0-0
0-2-0		0-0-0		0-0-0		AWAY		0-0-0		0-0-0		0-2-0
0-0-0		0-0-0		0-0-0		NEUTRAL		0-0-0		0-0-0		0-0-0
RPI	S	Opponent	Score	RPI	S	Opponent	Score	RPI	S	Opponent	Score	

Non-Div. I Games: Spring Hill 5 1

Nicholls St.

Average RPI Win:	0	WON-LOST	WINNING	LAST 10	STRENGTH OF	OPP. STRENGTH	TEAM	ADJ	CONF.	ADJ CONF.		
Average RPI Loss:	206	RECORD	PCT. RANK	GAMES	SCHEDULE	OF SCHEDULE	RPI	RPI	RPI	RPI		
DIV. I ONLY		0-8-3	.13636	298	0-6-3	276	305	310	.33726	310	30	30
DIV. I NON-CONF.		0-7-2	.11111	302	0-5-2	271	272	310	.33453	309	30	30
<hr/>												
TOTALS	RPI 1-25	RPI 26-50		W-L RECORDS		RPI 51-100		RPI 101-150		RPI 150+		
0-8-3	0-0-0	0-0-0		OVERALL		0-0-0		0-3-0		0-5-3		
0-1-1	0-0-0	0-0-0		HOME		0-0-0		0-0-0		0-1-1		
0-7-2	0-0-0	0-0-0		AWAY		0-0-0		0-3-0		0-4-2		
0-0-0	0-0-0	0-0-0		NEUTRAL		0-0-0		0-0-0		0-0-0		
<hr/>												
0-7-2	0-0-0	0-0-0		NON-CONFERENCE		0-0-0		0-3-0		0-4-2		
0-1-1	0-0-0	0-0-0		HOME		0-0-0		0-0-0		0-1-1		
0-6-1	0-0-0	0-0-		AWAY		0-0-0		0-3-0		0-3-1		
0-0-0	0-0-0	0-0-0		NEUTRAL		0-0-0		0-0-0		0-0-0		
<hr/>												
0-1-1	0-0-0	0-0-0		CONFERENCE		0-0-0		0-0-0		0-1-1		
0-0-0	0-0-0	0-0-0		HOME		0-0-0		0-0-0		0-0-0		
0-1-1	0-0-0	0-0-0		AWAY		0-0-0		0-0-0		0-1-1		
0-0-0	0-0-0	0-0-0		NEUTRAL		0-0-0		0-0-0		0-0-0		
<hr/>												
RPI	S	Opponent	Score	RPI	S	Opponent	Score	RPI	S	Opponent	Score	
								116	A	Iowa St.	0	7
								138	A	Gonzaga	1	3
								144	A	Drake	1	2
								179	A	Northern Ill.	1	4
								193	A	Loyola Chicago	1	1
								243	H	Creighton	1	3
								259	A	Western Ill.	0	2
								279	A	Idaho	0	1
								292	A	Green Bay	1	3
								302	H	North Dakota	4	4
								305	A	IUPUI	0	0
								<hr/>				
LAST 10 GAMES												
305	A	IUPUI	0	0	259	A	Western Ill.	0	2			
116	A	Iowa St.	0	7	144	A	Drake	1	2			
179	A	Northern Ill.	1	4	243	H	Creighton	1	3			
193	A	Loyola Chicago	1	1	302	H	North Dakota	4	4			
292	A	Green Bay	1	3	279	A	Idaho	0	1			

Non-Div. I Games: St. Mary (NE) 3 2

South Dakota

Average RPI Win:		0	WON-LOST RECORD		0	319	WINNING PCT. RANK		0-8-0	LAST 10 GAMES		184	STRENGTH OF SCHEDULE		311	OPP. STRENGTH OF SCHEDULE		311	TEAM RPI		.33253	311	CONF. RPI		32	ADJ CONF. RPI		32
Average RPI Loss:		219			0	312			0-8-0			184			309			309			.33253	310			32			32
DIV. I ONLY		0-9-0		0	319		0-8-0		184		311		311		.33253		311	32		32								
DIV. I NON-CONF.		0-9-0		0	312		0-8-0		184		309		309		.33253		310	32		32								
TOTALS		RPI 1-25		RPI 26-50		W-L RECORDS		RPI 51-100		RPI 101-150		RPI 150+																
0-9-0		0-0-0		0-0-0		OVERALL		0-1-0		0-0-0		0-8-0																
0-4-0		0-0-0		0-0-0		HOME		0-0-0		0-0-0		0-4-0																
0-5-0		0-0-0		0-0-0		AWAY		0-1-0		0-0-0		0-4-0																
0-0-0		0-0-0		0-0-0		NEUTRAL		0-0-0		0-0-0		0-0-0																
0-9-0		0-0-0		0-0-0		NON-CONFERENCE		0-1-0		0-0-0		0-8-0																
0-4-0		0-0-0		0-0-0		HOME		0-0-0		0-0-0		0-4-0																
0-5-0		0-0-0		0-0-		AWAY		0-1-0		0-0-0		0-4-0																
0-0-0		0-0-0		0-0-0		NEUTRAL		0-0-0		0-0-0		0-0-0																
0-0-0		0-0-0		0-0-0		CONFERENCE		0-0-0		0-0-0		0-0-0																
0-0-0		0-0-0		0-0-0		HOME		0-0-0		0-0-0		0-0-0																
0-0-0		0-0-0		0-0-0		AWAY		0-0-0		0-0-0		0-0-0																
0-0-0		0-0-0		0-0-0		NEUTRAL		0-0-0		0-0-0		0-0-0																
RPI	S	Opponent			Score	RPI	S	Opponent			Score	RPI	S	Opponent			Score	RPI	S	Opponent			Score					
												</																

Average RPI Win:		312	WON-LOST	WINNING	LAST 10	STRENGTH OF		OPP. STRENGTH	TEAM	ADJ		CONF.	ADJ CONF.
Average RPI Loss:		214	RECORD	PCT. RANK	GAMES	SCHEDULE		OF SCHEDULE	RPI	RPI		RPI	RPI
DIV. I ONLY		2-11-0		.15385	296	1-9-0		284	307	312		.33177	312
DIV. I NON-CONF.		2-7-0		.22222	282	1-5-0		308	313	313		.32411	313
TOTALS		RPI 1-25		RPI 26-50		W-L RECORDS		RPI 51-100		RPI 101-150		RPI 150+	
2-11-0		0-0-0		0-0-0		OVERALL		0-1-0		0-1-0		2-9-0	
1-5-0		0-0-0		0-0-0		HOME		0-1-0		0-0-0		1-4-0	
1-6-0		0-0-0		0-0-0		AWAY		0-0-0		0-1-0		1-5-0	
0-0-0		0-0-0		0-0-0		NEUTRAL		0-0-0		0-0-0		0-0-0	
2-7-0		0-0-0		0-0-0		NON-CONFERENCE		0-0-0		0-1-0		2-6-0	
1-3-0		0-0-0		0-0-0		HOME		0-0-0		0-0-0		1-3-0	
1-4-0		0-0-0		0-0-		AWAY		0-0-0		0-1-0		1-3-0	
0-0-0		0-0-0		0-0-0		NEUTRAL		0-0-0		0-0-0		0-0-0	
0-4-0		0-0-0		0-0-0		CONFERENCE		0-1-0		0-0-0		0-3-0	
0-2-0		0-0-0		0-0-0		HOME		0-1-0		0-0-0		0-1-0	
0-2-0		0-0-0		0-0-0		AWAY		0-0-0		0-0-0		0-2-0	
0-0-0		0-0-0		0-0-0		NEUTRAL		0-0-0		0-0-0		0-0-0	
RPI S	Opponent	Score	RPI S	Opponent	Score	RPI S	Opponent	Score	RPI S	Opponent	Score	RPI S	Opponent
							73 H Fla. Gulf Coast	0 2		109 A Navy	0 6		
										153 A Mercer	0 3		
										180 A Kennesaw St.	0 3		
										214 A Liberty	0 4		
										247 A Francis Marion	0 4		
										249 H Charleston So.	1 2		
										270 A Wofford	0 2		
										272 H UNC Asheville	1 5		
										284 H Stetson	0 2		
										301 H Presbyterian	1 0		
										304 H Gardner-Webb	0 3		
										322 A VMI	1 0		
LAST 10 GAMES													
						284 H Stetson	0 2		180 A Kennesaw St.	0 3			
						73 H Fla. Gulf Coast	0 2		153 A Mercer	0 3			
						301 H Presbyterian	1 0		247 A Francis Marion	0 4			
						270 A Wofford	0 2		272 H UNC Asheville	1 5			
						304 H Gardner-Webb	0 3		214 A Liberty	0 4			

Non-Div. I Games:

USC Upstate

Average RPI Win:	0	WON-LOST	WINNING	LAST 10	STRENGTH OF	OPP. STRENGTH	TEAM	ADJ	CONF.	ADJ CONF.		
Average RPI Loss:	209	RECORD	PCT. RANK	GAMES	SCHEDULE	OF SCHEDULE	RPI	RPI	RPI	RPI		
DIV. I ONLY		0-11-2	.07692	315	0-8-2	267	279	313	.32947	313	29	29
DIV. I NON-CONF.		0-9-1	.05	311	0-6-1	268	268	316	.32219	316	29	29
<hr/>												
TOTALS	RPI 1-25	RPI 26-50		W-L RECORDS		RPI 51-100		RPI 101-150		RPI 150+		
0-11-2	0-0-0	0-1-0		OVERALL		0-0-0		0-1-0		0-9-2		
0-2-2	0-0-0	0-0-0		HOME		0-0-0		0-0-0		0-2-2		
0-8-0	0-0-0	0-1-0		AWAY		0-0-0		0-1-0		0-6-0		
0-1-0	0-0-0	0-0-0		NEUTRAL		0-0-0		0-0-0		0-1-0		
0-9-1	0-0-0	0-1-0		NON-CONFERENCE		0-0-0		0-1-0		0-7-1		
0-2-1	0-0-0	0-0-0		HOME		0-0-0		0-0-0		0-2-1		
0-6-0	0-0-0	0-0-		AWAY		0-0-0		0-1-0		0-4-0		
0-1-0	0-0-0	0-0-0		NEUTRAL		0-0-0		0-0-0		0-1-0		
0-2-1	0-0-0	0-0-0		CONFERENCE		0-0-0		0-0-0		0-2-1		
0-0-1	0-0-0	0-0-0		HOME		0-0-0		0-0-0		0-0-1		
0-2-0	0-0-0	0-0-0		AWAY		0-0-0		0-0-0		0-2-0		
0-0-0	0-0-0	0-0-0		NEUTRAL		0-0-0		0-0-0		0-0-0		
RPI	S	Opponent	Score	RPI	S	Opponent	Score	RPI	S	Opponent	Score	
				41	A	Colorado Col.	0 6			133	A Pittsburgh	1 2
										173	A Air Force	0 3
										215	A Bucknell	1 3
										217	A Monmouth	0 2
										231	H LIU Brooklyn	1 1
										235	A Niagara	0 2
										236	H Duquesne	1 2
										244	A Eastern Ky.	0 1
										258	H Youngstown St.	2 3
										269	A Fairleigh Dickinson	1 2
										281	N Buffalo	0 1
										308	H Howard	0 0
<hr/>												
LAST 10 GAMES												
				231	H	LIU Brooklyn	1 1	269	A	Fairleigh Dickinson	1 2	
				235	A	Niagara	0 2	217	A	Monmouth	0 2	
				281	N	Buffalo	0 1	236	H	Duquesne	1 2	
				41	A	Colorado Col.	0 6	308	H	Howard	0 0	
				173	A	Air Force	0 3	215	A	Bucknell	1 3	

Non-Div. I Games:

Robert Morris

Average RPI Win: 323		WON-LOST RECORD	WINNING PCT. RANK		LAST 10 GAMES	STRENGTH OF SCHEDULE	OPP. STRENGTH OF SCHEDULE	TEAM RPI	ADJ RPI		CONF. RPI	ADJ CONF. RPI
Average RPI Loss: 233												
DIV. I ONLY		1-4-0	.2	288	1-4-0	301	323	316	.32823	314	32	32
DIV. I NON-CONF.		0-4-0	0	312	0-4-0	228	311	319	.32126	318	32	32
<hr/>												
TOTALS		RPI 1-25		RPI 26-50		W-L RECORDS		RPI 51-100		RPI 101-150		RPI 150+
1-4-0		0-0-0		0-0-0		OVERALL		0-0-0		0-0-0		1-4-0
0-3-0		0-0-0		0-0-0		HOME		0-0-0		0-0-0		0-3-0
1-1-0		0-0-0		0-0-0		AWAY		0-0-0		0-0-0		1-1-0
0-0-0		0-0-0		0-0-0		NEUTRAL		0-0-0		0-0-0		0-0-0
0-4-0		0-0-0		0-0-0		NON-CONFERENCE		0-0-0		0-0-0		0-4-0
0-3-0		0-0-0		0-0-0		HOME		0-0-0		0-0-0		0-3-0
0-1-0		0-0-0		0-0-		AWAY		0-0-0		0-0-0		0-1-0
0-0-0		0-0-0		0-0-0		NEUTRAL		0-0-0		0-0-0		0-0-0
1-0-0		0-0-0		0-0-0		CONFERENCE		0-0-0		0-0-0		1-0-0
0-0-0		0-0-0		0-0-0		HOME		0-0-0		0-0-0		0-0-0
1-0-0		0-0-0		0-0-0		AWAY		0-0-0		0-0-0		1-0-0
0-0-0		0-0-0		0-0-0		NEUTRAL		0-0-0		0-0-0		0-0-0
RPI	S	Opponent	Score	RPI	S	Opponent	Score	RPI	S	Opponent	Score	
										164 H	Arkansas St.	2 6
										221 A	Southeastern La.	0 4
										257 H	Northwestern St.	0 4
										291 H	La.-Monroe	0 1
										323 A	Southern U.	4 1
<hr/>												
LAST 10 GAMES												
						257 H	Northwestern St.	0 4				
						164 H	Arkansas St.	2 6				
						291 H	La.-Monroe	0 1				
						323 A	Southern U.	4 1				
						221 A	Southeastern La.	0 4				

Average RPI Win:	304	WON-LOST	WINNING	LAST 10	STRENGTH OF	OPP. STRENGTH	TEAM	ADJ	CONF.	ADJ CONF.		
Average RPI Loss:	229	RECORD	PCT. RANK	GAMES	SCHEDULE	OF SCHEDULE	RPI	RPI	RPI	RPI		
DIV. I ONLY		1-7-1	.16667	292	1-7-1	297	318	315	.3281	315	19	17
DIV. I NON-CONF.		1-3-1	.3	258	1-3-1	321	314	321	.29352	321	19	19
<hr/>												
TOTALS	RPI 1-25	RPI 26-50		W-L RECORDS		RPI 51-100		RPI 101-150		RPI 150+		
1-7-1	0-0-0	0-0-0		OVERALL		0-0-0		0-1-0		1-6-1		
0-3-0	0-0-0	0-0-0		HOME		0-0-0		0-0-0		0-3-0		
1-4-1	0-0-0	0-0-0		AWAY		0-0-0		0-1-0		1-3-1		
0-0-0	0-0-0	0-0-0		NEUTRAL		0-0-0		0-0-0		0-0-0		
<hr/>												
1-3-1	0-0-0	0-0-0		NON-CONFERENCE		0-0-0		0-0-0		1-3-1		
0-2-0	0-0-0	0-0-0		HOME		0-0-0		0-0-0		0-2-0		
1-1-1	0-0-0	0-0-		AWAY		0-0-0		0-0-0		1-1-1		
0-0-0	0-0-0	0-0-0		NEUTRAL		0-0-0		0-0-0		0-0-0		
<hr/>												
0-4-0	0-0-0	0-0-0		CONFERENCE		0-0-0		0-1-0		0-3-0		
0-1-0	0-0-0	0-0-0		HOME		0-0-0		0-0-0		0-1-0		
0-3-0	0-0-0	0-0-0		AWAY		0-0-0		0-1-0		0-2-0		
0-0-0	0-0-0	0-0-0		NEUTRAL		0-0-0		0-0-0		0-0-0		
<hr/>												
RPI S	Opponent	Score	RPI S	Opponent	Score	RPI S	Opponent	Score	RPI S	Opponent	Score	
									146	A Furman	1	5
									171	A Davidson	0	3
									202	A Ga. Southern	0	5
									225	H Tennessee Tech	0	2
									270	H Wofford	0	4
									280	A Austin Peay	1	4
									298	A Lipscomb	2	2
									304	A Gardner-Webb	1	0
									306	H Alabama St.	0	1
<hr/>												
			LAST 10 GAMES									
			146 A Furman			1	5	202 A Ga. Southern	0	5		
			270 H Wofford			0	4	171 A Davidson	0	3		
			306 H Alabama St.			0	1	304 A Gardner-Webb	1	0		
			225 H Tennessee Tech			0	2	280 A Austin Peay	1	4		
								298 A Lipscomb	2	2		

Non-Div. I Games:	Tenn. Temple	6	0
--------------------------	---------------------	----------	----------

Chattanooga

Average RPI Win: 266		WON-LOST RECORD		WINNING PCT. RANK		LAST 10 GAMES		STRENGTH OF SCHEDULE		OPP. STRENGTH OF SCHEDULE		TEAM RPI		ADJ RPI		CONF. RPI		ADJ CONF. RPI	
DIV. I ONLY		2-10-0		.16667 292		2-8-0		309		298		314		.32556 316		26		26	
DIV. I NON-CONF.		2-8-0		.2 289		2-6-0		312		295		315		.32139 317		26		26	
TOTALS		RPI 1-25		RPI 26-50		W-L RECORDS		RPI 51-100		RPI 101-150		RPI 150+							
2-10-0		0-0-0		0-0-0		OVERALL		0-0-0		0-0-0		2-10-0							
1-4-0		0-0-0		0-0-0		HOME		0-0-0		0-0-0		1-4-0							
1-6-0		0-0-0		0-0-0		AWAY		0-0-0		0-0-0		1-6-0							
0-0-0		0-0-0		0-0-0		NEUTRAL		0-0-0		0-0-0		0-0-0							
2-8-0		0-0-0		0-0-0		NON-CONFERENCE		0-0-0		0-0-0		2-8-0							
1-2-0		0-0-0		0-0-0		HOME		0-0-0		0-0-0		1-2-0							
1-6-0		0-0-0		0-0-		AWAY		0-0-0		0-0-0		1-6-0							
0-0-0		0-0-0		0-0-0		NEUTRAL		0-0-0		0-0-0		0-0-0							
0-2-0		0-0-0		0-0-0		CONFERENCE		0-0-0		0-0-0		0-2-0							
0-2-0		0-0-0		0-0-0		HOME		0-0-0		0-0-0		0-2-0							
0-0-0		0-0-0		0-0-0		AWAY		0-0-0		0-0-0		0-0-0							
0-0-0		0-0-0		0-0-0		NEUTRAL		0-0-0		0-0-0		0-0-0							
RPI	S	Opponent		Score	RPI	S	Opponent		Score	RPI	S	Opponent		Score	RPI	S	Opponent		Score

Non-Div. I Games:

Canisius

Average RPI Win:	309	WON-LOST	WINNING	LAST 10	STRENGTH OF	OPP. STRENGTH	TEAM	ADJ	CONF.	ADJ CONF.		
Average RPI Loss:	245	RECORD	PCT. RANK	GAMES	SCHEDULE	OF SCHEDULE	RPI	RPI	RPI	RPI		
DIV. I ONLY		1-7-0	.125	300	1-7-0	281	317	317	.32484	317	32	32
DIV. I NON-CONF.		1-7-0	.125	295	1-7-0	273	315	314	.32484	312	32	32
<hr/>												
TOTALS		RPI 1-25		RPI 26-50		W-L RECORDS		RPI 51-100		RPI 101-150		RPI 150+
1-7-0		0-0-0		0-0-0		OVERALL		0-0-0		0-0-0		1-7-0
0-0-0		0-0-0		0-0-0		HOME		0-0-0		0-0-0		0-0-0
1-7-0		0-0-0		0-0-0		AWAY		0-0-0		0-0-0		1-7-0
0-0-0		0-0-0		0-0-0		NEUTRAL		0-0-0		0-0-0		0-0-0
1-7-0		0-0-0		0-0-0		NON-CONFERENCE		0-0-0		0-0-0		1-7-0
0-0-0		0-0-0		0-0-0		HOME		0-0-0		0-0-0		0-0-0
1-7-0		0-0-0		0-0-		AWAY		0-0-0		0-0-0		1-7-0
0-0-0		0-0-0		0-0-0		NEUTRAL		0-0-0		0-0-0		0-0-0
0-0-0		0-0-0		0-0-0		CONFERENCE		0-0-0		0-0-0		0-0-0
0-0-0		0-0-0		0-0-0		HOME		0-0-0		0-0-0		0-0-0
0-0-0		0-0-0		0-0-0		AWAY		0-0-0		0-0-0		0-0-0
0-0-0		0-0-0		0-0-0		NEUTRAL		0-0-0		0-0-0		0-0-0
RPI	S	Opponent	Score	RPI	S	Opponent	Score	RPI	S	Opponent	Score	
										191 A	McNeese St.	0 5
										219 A	La.-Lafayette	0 4
										247 A	Francis Marion	2 3
										255 A	Sam Houston St.	0 1
										260 A	Texas St.	0 3
										265 A	South Carolina St.	0 1
										276 A	Lamar	1 5
										309 A	Nicholls St.	3 2

Average RPI Win: 269		WON-LOST	WINNING	LAST 10	STRENGTH OF	OPP. STRENGTH	TEAM	ADJ	CONF.	ADJ CONF.						
Average RPI Loss: 236		RECORD	PCT. RANK	GAMES	SCHEDULE	OF SCHEDULE	RPI	RPI	RPI	RPI						
DIV. I ONLY		1-10-0	.09091	308	1-9-0	293	306	318	.31489	318	26	26				
DIV. I NON-CONF.		1-9-0	.1	304	1-8-0	283	297	317	.31889	320	26	26				
<hr/>																
TOTALS		RPI 1-25		RPI 26-50		W-L RECORDS		RPI 51-100		RPI 101-150		RPI 150+				
1-10-0		0-0-0		0-0-0		OVERALL		0-1-0		0-0-0		1-9-0				
1-4-0		0-0-0		0-0-0		HOME		0-1-0		0-0-0		1-3-0				
0-6-0		0-0-0		0-0-0		AWAY		0-0-0		0-0-0		0-6-0				
0-0-0		0-0-0		0-0-0		NEUTRAL		0-0-0		0-0-0		0-0-0				
1-9-0		0-0-0		0-0-0		NON-CONFERENCE		0-1-0		0-0-0		1-8-0				
1-4-0		0-0-0		0-0-0		HOME		0-1-0		0-0-0		1-3-0				
0-5-0		0-0-0		0-0-		AWAY		0-0-0		0-0-0		0-5-0				
0-0-0		0-0-0		0-0-0		NEUTRAL		0-0-0		0-0-0		0-0-0				
0-1-0		0-0-0		0-0-0		CONFERENCE		0-0-0		0-0-0		0-1-0				
0-0-0		0-0-0		0-0-0		HOME		0-0-0		0-0-0		0-0-0				
0-1-0		0-0-0		0-0-0		AWAY		0-0-0		0-0-0		0-1-0				
0-0-0		0-0-0		0-0-0		NEUTRAL		0-0-0		0-0-0		0-0-0				
RPI	S	Opponent		Score	RPI	S	Opponent		Score	RPI	S	Opponent		Score		
							69	H	Princeton	1	6	210	A	Yale	1	8
												217	A	Monmouth	3	4
												231	A	LIU Brooklyn	1	2
												233	H	Mt. St. Mary's	1	4
												268	A	Manhattan	0	3
												269	H	Fairleigh Dickinson	2	0
												271	H	UMBC	0	5
												277	H	NJIT	0	3
												288	A	Wagner	2	5
												295	A	Lafayette	0	3
LAST 10 GAMES																
							268	A	Manhattan	0	3	295	A	Lafayette	0	3
							69	H	Princeton	1	6	271	H	UMBC	0	5
							231	A	LIU Brooklyn	1	2	288	A	Wagner	2	5
							210	A	Yale	1	8	217	A	Monmouth	3	4
							233	H	Mt. St. Mary's	1	4	269	H	Fairleigh Dickinson	2	0

Non-Div. I Games:

Saint Peter's

Average RPI Win:	0	WON-LOST	WINNING	LAST 10	STRENGTH OF	OPP. STRENGTH	TEAM	ADJ	CONF.	ADJ CONF.		
Average RPI Loss:	217	RECORD	PCT. RANK	GAMES	SCHEDULE	OF SCHEDULE	RPI	RPI	RPI	RPI		
DIV. I ONLY		0-7-1	.0625	316	0-7-1	304	285	319	.30936	319	28	28
DIV. I NON-CONF.		0-4-1	.1	304	0-4-1	298	246	320	.32087	319	25	25
<hr/>												
TOTALS	RPI 1-25	RPI 26-50		W-L RECORDS		RPI 51-100		RPI 101-150		RPI 150+		
0-7-1	0-0-0	0-1-0		OVERALL		0-0-0		0-0-0		0-6-1		
0-1-1	0-0-0	0-0-0		HOME		0-0-0		0-0-0		0-1-1		
0-4-0	0-0-0	0-1-0		AWAY		0-0-0		0-0-0		0-3-0		
0-2-0	0-0-0	0-0-0		NEUTRAL		0-0-0		0-0-0		0-2-0		
0-4-1	0-0-0	0-1-0		NON-CONFERENCE		0-0-0		0-0-0		0-3-1		
0-1-1	0-0-0	0-0-0		HOME		0-0-0		0-0-0		0-1-1		
0-1-0	0-0-0	0-0-		AWAY		0-0-0		0-0-0		0-0-0		
0-2-0	0-0-0	0-0-0		NEUTRAL		0-0-0		0-0-0		0-2-0		
0-3-0	0-0-0	0-0-0		CONFERENCE		0-0-0		0-0-0		0-3-0		
0-0-0	0-0-0	0-0-0		HOME		0-0-0		0-0-0		0-0-0		
0-3-0	0-0-0	0-0-0		AWAY		0-0-0		0-0-0		0-3-0		
0-0-0	0-0-0	0-0-0		NEUTRAL		0-0-0		0-0-0		0-0-0		
RPI	S	Opponent	Score	RPI	S	Opponent	Score	RPI	S	Opponent	Score	
				37	A	Utah	0 4					
								218	H	UC Riverside	1 2	
								222	A	Northern Ariz.	0 1	
								226	N	UTEP	0 2	
								254	A	Idaho St.	1 2	
								274	A	Weber St.	0 1	
								289	N	New Mexico St.	0 1	
								297	H	Utah Valley	2 2	
				LAST 10 GAMES								
				274	A	Weber St.	0 1	226	N	UTEP	0 2	
				254	A	Idaho St.	1 2	37	A	Utah	0 4	
				222	A	Northern Ariz.	0 1	218	H	UC Riverside	1 2	
				297	H	Utah Valley	2 2					
				289	N	New Mexico St.	0 1					

Non-Div. I Games:	Western St.	3	0
--------------------------	--------------------	----------	----------

Southern Utah

[illegible]

Non-Div. I Games:

Millsaps

0

1

Alcorn

Average RPI Win:	0	WON-LOST	WINNING	LAST 10	STRENGTH OF	OPP. STRENGTH	TEAM	ADJ	CONF.	ADJ CONF.	
Average RPI Loss:	233	RECORD	PCT. RANK	GAMES	SCHEDULE	OF SCHEDULE	RPI	RPI	RPI	RPI	
DIV. I ONLY	0-8-1	.05556	318	0-6-1	305	319	321	.28369	321	32	32
DIV. I NON-CONF.	0-7-0	0	312	0-5-0	178	319	311	.32265	314	32	32
<hr/>											
TOTALS	RPI 1-25	RPI 26-50		W-L RECORDS	RPI 51-100		RPI 101-150		RPI 150+		
0-8-1	0-0-0	0-0-0		OVERALL	0-1-0		0-0-0		0-7-1		
0-3-0	0-0-0	0-0-0		HOME	0-0-0		0-0-0		0-3-0		
0-5-1	0-0-0	0-0-0		AWAY	0-1-0		0-0-0		0-4-1		
0-0-0	0-0-0	0-0-0		NEUTRAL	0-0-0		0-0-0		0-0-0		
0-7-0	0-0-0	0-0-0		NON-CONFERENCE	0-1-0		0-0-0		0-6-0		
0-3-0	0-0-0	0-0-0		HOME	0-0-0		0-0-0		0-3-0		
0-4-0	0-0-0	0-0-		AWAY	0-1-0		0-0-0		0-3-0		
0-0-0	0-0-0	0-0-0		NEUTRAL	0-0-0		0-0-0		0-0-0		
0-1-1	0-0-0	0-0-0		CONFERENCE	0-0-0		0-0-0		0-1-1		
0-0-0	0-0-0	0-0-0		HOME	0-0-0		0-0-0		0-0-0		
0-1-1	0-0-0	0-0-0		AWAY	0-0-0		0-0-0		0-1-1		
0-0-0	0-0-0	0-0-0		NEUTRAL	0-0-0		0-0-0		0-0-0		
RPI	S	Opponent	Score	RPI	S	Opponent	Score	RPI	S	Opponent	Score
							</				

Non-Div. I Games: Ozarks (AR) 3 0 Central Baptist 0 3 Okla. Wesleyan 2 7 Lyon 0 2 Ark.-Pine Bluff

VMI		Through Games Of Sept. 30, 2012										
Average RPI Win:	0	WON-LOST	WINNING	LAST 10	STRENGTH OF	OPP. STRENGTH	TEAM	ADJ	CONF.	ADJ CONF.		
Average RPI Loss:	233	RECORD	PCT. RANK	GAMES	SCHEDULE	OF SCHEDULE	RPI	RPI	RPI	RPI		
DIV. I ONLY		0-9-0	0 319	0-9-0	314	297	322	.27864	322	27	27	
DIV. I NON-CONF.		0-5-0	0 312	0-5-0	284	318	322	.28617	322	27	28	
<hr/>												
TOTALS	RPI 1-25	RPI 26-50		W-L RECORDS		RPI 51-100		RPI 101-150		RPI 150+		
0-9-0	0-0-0	0-0-0		OVERALL		0-0-0		0-2-0		0-7-0		
0-4-0	0-0-0	0-0-0		HOME		0-0-0		0-1-0		0-3-0		
0-5-0	0-0-0	0-0-0		AWAY		0-0-0		0-1-0		0-4-0		
0-0-0	0-0-0	0-0-0		NEUTRAL		0-0-0		0-0-0		0-0-0		
0-5-0	0-0-0	0-0-0		NON-CONFERENCE		0-0-0		0-1-0		0-4-0		
0-2-0	0-0-0	0-0-0		HOME		0-0-0		0-0-0		0-2-0		
0-3-0	0-0-0	0-0-		AWAY		0-0-0		0-1-0		0-2-0		
0-0-0	0-0-0	0-0-0		NEUTRAL		0-0-0		0-0-0		0-0-0		
0-4-0	0-0-0	0-0-0		CONFERENCE		0-0-0		0-1-0		0-3-0		
0-2-0	0-0-0	0-0-0		HOME		0-0-0		0-1-0		0-1-0		
0-2-0	0-0-0	0-0-0		AWAY		0-0-0		0-0-0		0-2-0		
0-0-0	0-0-0	0-0-0		NEUTRAL		0-0-0		0-0-0		0-0-0		
RPI S	Opponent	Score	RPI S	Opponent	Score	RPI S	Opponent	Score	RPI S	Opponent	Score	
									109 A	Navy	0 5	
									125 H	Campbell	0 2	
									196 H	High Point	0 5	
									233 A	Mt. St. Mary's	0 4	
									256 H	Elon	0 4	
									272 A	UNC Asheville	2 4	
									294 A	Old Dominion	1 6	
									301 A	Presbyterian	1 4	
									312 H	USC Upstate	0 1	
</												

Non-Div. I Games: S.C. Aiken 1 0

VMI

Average RPI Win:		0	WON-LOST		WINNING		LAST 10		STRENGTH OF		OPP. STRENGTH		TEAM		ADJ		CONF.		ADJ CONF.	
Average RPI Loss:		282	RECORD		PCT. RANK		GAMES		SCHEDULE		OF SCHEDULE		RPI		RPI		RPI		RPI	
DIV. I ONLY			0-5-1	.08333	311	0-5-1			322	322	323	.22831	323	32	32					
DIV. I NON-CONF.			0-4-0	0	312	0-4-0			303	321	323	.26745	323	32	32					
TOTALS		RPI 1-25		RPI 26-50		W-L RECORDS		RPI 51-100		RPI 101-150		RPI 150+								
0-5-1	0-0-0	0-0-0		0-0-0		OVERALL		0-0-0		0-0-0		0-5-1								
0-4-1	0-0-0	0-0-0		0-0-0		HOME		0-0-0		0-0-0		0-4-1								
0-1-0	0-0-0	0-0-0		0-0-0		AWAY		0-0-0		0-0-0		0-1-0								
0-0-0	0-0-0	0-0-0		0-0-0		NEUTRAL		0-0-0		0-0-0		0-0-0								
0-4-0	0-0-0	0-0-0		0-0-0		NON-CONFERENCE		0-0-0		0-0-0		0-4-0								
0-3-0	0-0-0	0-0-0		0-0-0		HOME		0-0-0		0-0-0		0-3-0								
0-1-0	0-0-0	0-0-0		0-0-		AWAY		0-0-0		0-0-0		0-1-0								
0-0-0	0-0-0	0-0-0		0-0-0		NEUTRAL		0-0-0		0-0-0		0-0-0								
0-1-1	0-0-0	0-0-0		0-0-0		CONFERENCE		0-0-0		0-0-0		0-1-1								
0-1-1	0-0-0	0-0-0		0-0-0		HOME		0-0-0		0-0-0		0-1-1								
0-0-0	0-0-0	0-0-0		0-0-0		AWAY		0-0-0		0-0-0		0-0-0								
0-0-0	0-0-0	0-0-0		0-0-0		NEUTRAL		0-0-0		0-0-0		0-0-0								
RPI	S	Opponent		Score	RPI	S	Opponent		Score	RPI	S	Opponent		Score						
										219	A	La.-Lafayette		0	7					
										276	H	Lamar		0	6					
										291	H	La.-Monroe		1	2					
										309	H	Nicholls St.		0	6					
										314	H	Grambling		1	4					
										321	H	Ark.-Pine Bluff		0	0					
					LAST 10 GAMES															
					321	H	Ark.-Pine Bluff		0	0	291	H	La.-Monroe		1	2				
					314	H	Grambling		1	4	219	A	La.-Lafayette		0	7				
											309	H	Nicholls St.		0	6				
											276	H	Lamar		0	6				

Non-Div. I Games:

Southern U.