

Average RPI Win: 53		WON-LOST RECORD		WINNING PCT. RANK		LAST 10 GAMES		STRENGTH OF SCHEDULE		OPP. STRENGTH OF SCHEDULE		TEAM RPI		ADJ RPI		CONF. RPI		ADJ CONF. RPI					
Average RPI Loss: 20																							
DIV. I ONLY		16-1-1		.91667 3		10-0-0		1		2		1		.72076 1		2		2					
DIV. I NON-CONF.		6-1-1		.8125 27		0-0-0		1		3		1		.74717 1		3		3					
TOTALS		RPI 1-25		RPI 26-50		W-L RECORDS		RPI 51-100		RPI 101-150		RPI 150+											
16-1-1		4-1-1		5-0-0		OVERALL		4-0-0		3-0-0		0-0-0											
8-0-1		1-0-1		5-0-0		HOME		1-0-0		1-0-0		0-0-0											
6-0-0		2-0-0		0-0-0		AWAY		2-0-0		2-0-0		0-0-0											
2-1-0		1-1-0		0-0-0		NEUTRAL		1-0-0		0-0-0		0-0-0											
6-1-1		3-1-1		1-0-0		NON-CONFERENCE		2-0-0		0-0-0		0-0-0											
3-0-1		1-0-1		1-0-0		HOME		1-0-0		0-0-0		0-0-0											
1-0-0		1-0-0		0-0-		AWAY		0-0-0		0-0-0		0-0-0											
2-1-0		1-1-0		0-0-0		NEUTRAL		1-0-0		0-0-0		0-0-0											
10-0-0		1-0-0		4-0-0		CONFERENCE		2-0-0		3-0-0		0-0-0											
5-0-0		0-0-0		4-0-0		HOME		0-0-0		1-0-0		0-0-0											
5-0-0		1-0-0		0-0-0		AWAY		2-0-0		2-0-0		0-0-0											
0-0-0		0-0-0		0-0-0		NEUTRAL		0-0-0		0-0-0		0-0-0											
RPI	S	Opponent		Score		RPI	S	Opponent		Score		RPI	S	Opponent		Score							
2	A	UCLA		2	1	30	H	Georgetown		6	0	57	A	Utah		1	0	111	A	Arizona	4	1	
3	A	Penn St.		3	2	32	H	Washington		3	0	68	H	Boston U.		1	0	125	H	Oregon	2	1	
5	N	San Diego St.		1	0	37	H	Arizona St.		3	0	74	N	UNC Greensboro		4	0	126	A	Southern California	1	0	
7	H	Santa Clara		6	1	42	H	Oregon St.		5	1	79	A	Colorado		2	1						
20	N	West Virginia		0	1	44	H	Washington St.		3	2												
24	H	Boston College		1	1																		
LAST 10 GAMES																							
2		A	UCLA		2	1	79		A	Colorado		2	1										
126		A	Southern California		1	0	57		A	Utah		1	0										
32		H	Washington		3	0	125		H	Oregon		2	1										
44		H	Washington St.		3	2	42		H	Oregon St.		5	1										
111		A	Arizona		4	1	37		H	Arizona St.		3	0										

Non-Div. I Games:

Stanford

Average RPI Win: 63		WON-LOST	WINNING	LAST 10	STRENGTH OF	OPP. STRENGTH	TEAM	ADJ	CONF.	ADJ CONF.							
Average RPI Loss: 1		RECORD	PCT. RANK	GAMES	SCHEDULE	OF SCHEDULE	RPI	RPI	RPI	RPI							
DIV. I ONLY		15-1-2	.88889	5	8-1-1	8	8	2	.69048	2	2	2					
DIV. I NON-CONF.		7-0-1	.9375	7	0-0-0	16	16	2	.70518	2	3	3					
<hr/>																	
TOTALS		RPI 1-25		RPI 26-50		W-L RECORDS		RPI 51-100		RPI 101-150		RPI 150+					
15-1-2		2-1-0		7-0-1		OVERALL		2-0-1		4-0-0		0-0-0					
8-1-2		2-1-0		4-0-1		HOME		2-0-1		0-0-0		0-0-0					
7-0-0		0-0-0		3-0-0		AWAY		0-0-0		4-0-0		0-0-0					
0-0-0		0-0-0		0-0-0		NEUTRAL		0-0-0		0-0-0		0-0-0					
7-0-1		2-0-0		3-0-0		NON-CONFERENCE		0-0-1		2-0-0		0-0-0					
5-0-1		2-0-0		3-0-0		HOME		0-0-1		0-0-0		0-0-0					
2-0-0		0-0-0		0-0-		AWAY		0-0-0		2-0-0		0-0-0					
0-0-0		0-0-0		0-0-0		NEUTRAL		0-0-0		0-0-0		0-0-0					
8-1-1		0-1-0		4-0-1		CONFERENCE		2-0-0		2-0-0		0-0-0					
3-1-1		0-1-0		1-0-1		HOME		2-0-0		0-0-0		0-0-0					
5-0-0		0-0-0		3-0-0		AWAY		0-0-0		2-0-0		0-0-0					
0-0-0		0-0-0		0-0-0		NEUTRAL		0-0-0		0-0-0		0-0-0					
RPI	S	Opponent		Score		RPI	S	Opponent		Score		RPI	S	Opponent		Score	
1	H	Stanford		1	2	27	H	California		3	0	57	H	Utah		2	0
13	H	Tennessee		1	0	32	A	Washington		1	0	76	H	Loyola Marymount		1	1
23	H	Pepperdine		4	0	36	H	Wisconsin		2	0	79	H	Colorado		2	1
						37	A	Arizona St.		4	1						
						42	A	Oregon St.		4	1						
						43	H	Princeton		7	0						
						44	H	Washington St.		0	0						
						47	H	Illinois		2	0						
<hr/>																	
LAST 10 GAMES																	
1	H	Stanford		1	2	42	A	Oregon St.		4	1						
27	H	California		3	0	125	A	Oregon		1	0						
57	H	Utah		2	0	37	A	Arizona St.		4	1						
79	H	Colorado		2	1	111	A	Arizona		2	1						
32	A	Washington		1	0	44	H	Washington St.		0	0						

Non-Div. I Games:

UCLA

**Non-Div. I Games:**

Penn St.

Average RPI Win:	73	WON-LOST	WINNING	LAST 10	STRENGTH OF	OPP. STRENGTH	TEAM	ADJ	CONF.	ADJ CONF.		
Average RPI Loss:	35	RECORD	PCT. RANK	GAMES	SCHEDULE	OF SCHEDULE	RPI	RPI	RPI	RPI		
DIV. I ONLY		16-2-0	.88889	5	8-2-0	18	6	4	.67984	4	1	1
DIV. I NON-CONF.		7-0-0	1	1	1-0-0	44	44	4	.68712	4	1	1
<hr/>												
TOTALS	RPI 1-25	RPI 26-50		W-L RECORDS		RPI 51-100		RPI 101-150		RPI 150+		
16-2-0	7-1-0	3-1-0		OVERALL		1-0-0		2-0-0		3-0-0		
10-0-0	5-0-0	1-0-0		HOME		0-0-0		2-0-0		2-0-0		
6-2-0	2-1-0	2-1-0		AWAY		1-0-0		0-0-0		1-0-0		
0-0-0	0-0-0	0-0-0		NEUTRAL		0-0-0		0-0-0		0-0-0		
7-0-0	2-0-0	1-0-0		NON-CONFERENCE		1-0-0		1-0-0		2-0-0		
4-0-0	1-0-0	0-0-0		HOME		0-0-0		1-0-0		2-0-0		
3-0-0	1-0-0	1-0-		AWAY		1-0-0		0-0-0		0-0-0		
0-0-0	0-0-0	0-0-0		NEUTRAL		0-0-0		0-0-0		0-0-0		
9-2-0	5-1-0	2-1-0		CONFERENCE		0-0-0		1-0-0		1-0-0		
6-0-0	4-0-0	1-0-0		HOME		0-0-0		1-0-0		0-0-0		
3-2-0	1-1-0	1-1-0		AWAY		0-0-0		0-0-0		1-0-0		
0-0-0	0-0-0	0-0-0		NEUTRAL		0-0-0		0-0-0		0-0-0		
RPI S	Opponent	Score	RPI S	Opponent	Score	RPI S	Opponent	Score	RPI S	Opponent	Score	
8 H	Virginia	1 0	28 H	Virginia Tech	1 0	65 A	Arkansas	1 0	102 H	Cal St. Fullerton	2 1	
9 H	Florida	1 0	33 A	Maryland	1 0				113 H	Clemson	7 0	
10 A	North Carolina	1 0	46 A	Miami (FL)	0 1				187 A	North Carolina St.	2 0	
12 H	Wake Forest	1 0	49 A	Minnesota	3 2				196 H	Col. of Charleston	4 0	
15 H	Duke	1 0							300 H	Jackson St.	5 0	
19 A	UCF	1 0										
24 A	Boston College	2 3										
24 H	Boston College	4 0										
<hr/>												
LAST 10 GAMES												
24 H Boston College						28 H Virginia Tech						
46 A Miami (FL)						113 H Clemson						
33 A Maryland						187 A North Carolina St.						
24 A Boston College						10 A North Carolina						
8 H Virginia						300 H Jackson St.						

Non-Div. I Games:

Florida St.

Average RPI Win:		103	WON-LOST RECORD		WINNING PCT. RANK		LAST 10 GAMES		STRENGTH OF SCHEDULE		OPP. STRENGTH OF SCHEDULE		TEAM RPI		ADJ RPI		CONF. RPI		ADJ CONF. RPI					
DIV. I ONLY			17-1-1		.92105		2		10-0-0		28		42		5		.6779		5		8		8	
DIV. I NON-CONF.			10-1-1		.875		11		3-0-0		21		8		5		.691		3		9		9	
TOTALS		RPI 1-25		RPI 26-50		W-L RECORDS		RPI 51-100		RPI 101-150		RPI 150+												
17-1-1		2-1-1		2-0-0		OVERALL		4-0-0		6-0-0		3-0-0												
10-0-0		1-0-0		1-0-0		HOME		3-0-0		3-0-0		2-0-0												
6-0-1		1-0-1		1-0-0		AWAY		1-0-0		2-0-0		1-0-0												
1-1-0		0-1-0		0-0-0		NEUTRAL		0-0-0		1-0-0		0-0-0												
10-1-1		2-1-1		2-0-0		NON-CONFERENCE		2-0-0		3-0-0		1-0-0												
6-0-0		1-0-0		1-0-0		HOME		2-0-0		2-0-0		0-0-0												
3-0-1		1-0-1		1-0-		AWAY		0-0-0		0-0-0		1-0-0												
1-1-0		0-1-0		0-0-0		NEUTRAL		0-0-0		1-0-0		0-0-0												
7-0-0		0-0-0		0-0-0		CONFERENCE		2-0-0		3-0-0		2-0-0												
4-0-0		0-0-0		0-0-0		HOME		1-0-0		1-0-0		2-0-0												
3-0-0		0-0-0		0-0-0		AWAY		1-0-0		2-0-0		0-0-0												
0-0-0		0-0-0		0-0-0		NEUTRAL		0-0-0		0-0-0		0-0-0												
RPI	S	Opponent		Score		RPI	S	Opponent		Score		RPI	S	Opponent		Score								
1	N	Stanford		0	1	37	H	Arizona St.		2	0	59	H	UC Irvine		3	2							
7	A	Santa Clara		1	1	49	A	Minnesota		1	0	69	H	SMU		1	0							
17	A	Portland		3	2							75	A	UNLV		2	1							
23	H	Pepperdine		1	0							89	H	New Mexico		1	0							

Non-Div. I Games:

San Diego St.

Average RPI Win:	96	WON-LOST	WINNING	LAST 10	STRENGTH OF	OPP. STRENGTH	TEAM	ADJ	CONF.	ADJ CONF.		
Average RPI Loss:	57	RECORD	PCT. RANK	GAMES	SCHEDULE	OF SCHEDULE	RPI	RPI	RPI	RPI		
DIV. I ONLY		16-1-1	.91667	3	9-0-1	52	30	6	.66651	6	6	6
DIV. I NON-CONF.		11-1-0	.91667	9	4-0-0	39	18	9	.67515	9	5	5
<hr/>												
TOTALS	RPI 1-25	RPI 26-50		W-L RECORDS		RPI 51-100		RPI 101-150		RPI 150+		
16-1-1	2-0-1	3-0-0		OVERALL		4-1-0		4-0-0		3-0-0		
10-0-1	1-0-1	3-0-0		HOME		1-0-0		2-0-0		3-0-0		
6-1-0	1-0-0	0-0-0		AWAY		3-1-0		2-0-0		0-0-0		
0-0-0	0-0-0	0-0-0		NEUTRAL		0-0-0		0-0-0		0-0-0		
<hr/>												
11-1-0	1-0-0	3-0-0		NON-CONFERENCE		3-1-0		3-0-0		1-0-0		
7-0-0	1-0-0	3-0-0		HOME		1-0-0		1-0-0		1-0-0		
4-1-0	0-0-0	0-0-		AWAY		2-1-0		2-0-0		0-0-0		
0-0-0	0-0-0	0-0-0		NEUTRAL		0-0-0		0-0-0		0-0-0		
<hr/>												
5-0-1	1-0-1	0-0-0		CONFERENCE		1-0-0		1-0-0		2-0-0		
3-0-1	0-0-1	0-0-0		HOME		0-0-0		1-0-0		2-0-0		
2-0-0	1-0-0	0-0-0		AWAY		1-0-0		0-0-0		0-0-0		
0-0-0	0-0-0	0-0-0		NEUTRAL		0-0-0		0-0-0		0-0-0		
<hr/>												
RPI S	Opponent	Score		RPI S	Opponent	Score		RPI S	Opponent	Score		
3 H	Penn St.	3	1	32 H	Washington	3	1	57 A	Utah	0	1	
7 H	Santa Clara	0	0	40 H	Long Beach St.	1	0	59 A	UC Irvine	3	2	
17 A	Portland	2	1	45 H	Colorado Col.	2	0	77 A	San Diego	4	1	
								85 A	Utah St.	1	0	
								86 H	Texas	5	0	
	</											

Non-Div. I Games:

BYU

Average RPI Win:	93	WON-LOST	WINNING	LAST 10	STRENGTH OF	OPP. STRENGTH	TEAM	ADJ	CONF.	ADJ CONF.					
Average RPI Loss:	14	RECORD	PCT. RANK	GAMES	SCHEDULE	OF SCHEDULE	RPI	RPI	RPI	RPI					
DIV. I ONLY		10-3-5	.69444	50	6-1-3	2	48	9	.653	7	6	6			
DIV. I NON-CONF.		7-2-3	.70833	62	3-0-1	5	26	12	.6723	10	5	5			
<hr/>															
TOTALS	RPI 1-25	RPI 26-50		W-L RECORDS		RPI 51-100		RPI 101-150		RPI 150+					
10-3-5	0-3-2	2-0-1		OVERALL		5-0-1		2-0-0		1-0-1					
9-0-1	0-0-1	1-0-0		HOME		5-0-0		2-0-0		1-0-0					
1-3-2	0-3-1	1-0-0		AWAY		0-0-0		0-0-0		0-0-1					
0-0-2	0-0-0	0-0-1		NEUTRAL		0-0-1		0-0-0		0-0-0					
7-2-3	0-2-1	2-0-1		NON-CONFERENCE		3-0-1		1-0-0		1-0-0					
6-0-1	0-0-1	1-0-0		HOME		3-0-0		1-0-0		1-0-0					
1-2-0	0-2-0	1-0-		AWAY		0-0-0		0-0-0		0-0-0					
0-0-2	0-0-0	0-0-1		NEUTRAL		0-0-1		0-0-0		0-0-0					
3-1-2	0-1-1	0-0-0		CONFERENCE		2-0-0		1-0-0		0-0-1					
3-0-0	0-0-0	0-0-0		HOME		2-0-0		1-0-0		0-0-0					
0-1-2	0-1-1	0-0-0		AWAY		0-0-0		0-0-0		0-0-1					
0-0-0	0-0-0	0-0-0		NEUTRAL		0-0-0		0-0-0		0-0-0					
RPI	S	Opponent	Score	RPI	S	Opponent	Score	RPI	S	Opponent	Score				
1	A	Stanford	1 6	27	A	California	1 0	55	H	Cal St. Northridge	1 0	139	H	Gonzaga	2 0
5	H	San Diego St.	1 1	30	N	Georgetown	1 1	67	N	Connecticut	1 1	141	H	Fresno St.	3 2
6	A	BYU	0 0	44	H	Washington St.	3 0	68	H	Boston U.	1 0	162	A	San Francisco	2 2
18	A	Notre Dame	1 2					74	H	UNC Greensboro	4 2	232	H	UC Riverside	3 0
23	A	Pepperdine	1 2					76	H	Loyola Marymount	1 0				
								77	H	San Diego	3 2				
<hr/>															
LAST 10 GAMES															
				77	H	San Diego	3 2	6	A	BYU	0 0				
				162	A	San Francisco	2 2	141	H	Fresno St.	3 2				
				139	H	Gonzaga	2 0	44	H	Washington St.	3 0				
				23	A	Pepperdine	1 2	55	H	Cal St. Northridge	1 0				
				76	H	Loyola Marymount	1 0	5	H	San Diego St.	1 1				

Non-Div. I Games:

Santa Clara

Average RPI Win:	93	WON-LOST RECORD	WINNING PCT. RANK	LAST 10 GAMES	STRENGTH OF SCHEDULE	OPP. STRENGTH OF SCHEDULE	TEAM RPI	ADJ RPI	CONF. RPI	ADJ CONF. RPI					
DIV. I ONLY		14-4-1	.76316	20	6-3-1	11	13	7	.64895	8	1	1			
DIV. I NON-CONF.		7-1-0	.875	11	0-0-0	35	59	15	.65551	15	1	1			
-----															
TOTALS	RPI 1-25	RPI 26-50		W-L RECORDS		RPI 51-100		RPI 101-150		RPI 150+					
14-4-1	3-3-1	2-1-0		OVERALL		3-0-0		2-0-0		4-0-0					
8-2-1	2-2-1	0-0-0		HOME		1-0-0		1-0-0		4-0-0					
5-2-0	1-1-0	2-1-0		AWAY		1-0-0		1-0-0		0-0-0					
1-0-0	0-0-0	0-0-0		NEUTRAL		1-0-0		0-0-0		0-0-0					
7-1-0	0-1-0	0-0-0		NON-CONFERENCE		3-0-0		1-0-0		3-0-0					
5-1-0	0-1-0	0-0-0		HOME		1-0-0		1-0-0		3-0-0					
1-0-0	0-0-0	0-0-		AWAY		1-0-0		0-0-0		0-0-0					
1-0-0	0-0-0	0-0-0		NEUTRAL		1-0-0		0-0-0		0-0-0					
7-3-1	3-2-1	2-1-0		CONFERENCE		0-0-0		1-0-0		1-0-0					
3-1-1	2-1-1	0-0-0		HOME		0-0-0		0-0-0		1-0-0					
4-2-0	1-1-0	2-1-0		AWAY		0-0-0		1-0-0		0-0-0					
0-0-0	0-0-0	0-0-0		NEUTRAL		0-0-0		0-0-0		0-0-0					
RPI	S	Opponent	Score	RPI	S	Opponent	Score	RPI	S	Opponent	Score				
3	H	Penn St.	1 3	28	A	Virginia Tech	5 0	69	N	SMU	2 1	113	A	Clemson	1 0
4	A	Florida St.	0 1	33	A	Maryland	1 3	72	H	UNC Wilmington	2 0	117	H	Radford	5 0
10	A	North Carolina	1 0	46	A	Miami (FL)	3 0	86	A	Texas	3 0	163	H	James Madison	4 1
10	H	North Carolina	2 2									174	H	Liberty	3 0
12	H	Wake Forest	1 2									187	H	North Carolina St.	4 0
15	H	Duke	1 0									204	H	George Mason	3 0
24	H	Boston College	5 1												
				LAST 10 GAMES											
10	A	North Carolina	1 0	12	H	Wake Forest	1 2								
24	H	Boston College	5 1	15	H	Duke	1 0								
28	A	Virginia Tech	5 0	33	A	Maryland	1 3								
4	A	Florida St.	0 1	113	A	Clemson	1 0								
46	A	Miami (FL)	3 0	10	H	North Carolina	2 2								

Non-Div. I Games:

Virginia



Average RPI Win: 65		WON-LOST RECORD		WINNING PCT. RANK		LAST 10 GAMES		STRENGTH OF SCHEDULE		OPP. STRENGTH OF SCHEDULE		TEAM RPI		ADJ RPI		CONF. RPI		ADJ CONF. RPI	
DIV. I ONLY		14-4-1		.76316 20		9-1-0		16		9		8		.64791 9		4		4	
DIV. I NON-CONF.		3-2-1		.58333 117		0-0-0		6		6		19		.63994 20		2		2	
TOTALS		RPI 1-25		RPI 26-50		W-L RECORDS		RPI 51-100		RPI 101-150		RPI 150+							
14-4-1		3-1-1		2-2-0		OVERALL		7-1-0		2-0-0		0-0-0							
8-1-0		1-0-0		1-1-0		HOME		5-0-0		1-0-0		0-0-0							
5-3-1		1-1-1		1-1-0		AWAY		2-1-0		1-0-0		0-0-0							
1-0-0		1-0-0		0-0-0		NEUTRAL		0-0-0		0-0-0		0-0-0							
3-2-1		1-1-1		0-1-0		NON-CONFERENCE		2-0-0		0-0-0		0-0-0							
2-1-0		0-0-0		0-1-0		HOME		2-0-0		0-0-0		0-0-0							
0-1-1		0-1-1		0-0-		AWAY		0-0-0		0-0-0		0-0-0							
1-0-0		1-0-0		0-0-0		NEUTRAL		0-0-0		0-0-0		0-0-0							
11-2-0		2-0-0		2-1-0		CONFERENCE		5-1-0		2-0-0		0-0-0							
6-0-0		1-0-0		1-0-0		HOME		3-0-0		1-0-0		0-0-0							
5-2-0		1-0-0		1-1-0		AWAY		2-1-0		1-0-0		0-0-0							
0-0-0		0-0-0		0-0-0		NEUTRAL		0-0-0		0-0-0		0-0-0							
RPI S	Opponent	Score		RPI S	Opponent	Score		RPI S	Opponent	Score		RPI S	Opponent	Score					
4 A	Florida St.	0	1	26 A	Kentucky	1	2	54 A	LSU	2	0	106 A	Vanderbilt	4	0				
10 A	North Carolina	0	0	31 H	Missouri	2	1	63 H	Ole Miss	3	1	129 H	Mississippi St.	4	1				
13 H	Tennessee	2	1	46 H	Miami (FL)	1	4	65 H	Arkansas	4	0								
14 A	Texas A&M	2	1	50 A	Auburn	2	1	89 H	New Mexico	3	2								
15 N	Duke	3	2					90 H	FIU	3	0								
								92 H	Georgia	4	1								
								96 A	Alabama	0	1								
								100 A	South Carolina	3	0								
				LAST 10 GAMES															
				100 A	South Carolina	3	0	14 A	Texas A&M	2	1								
				106 A	Vanderbilt	4	0	54 A	LSU	2	0								
				96 A	Alabama	0	1	65 H	Arkansas	4	0								
				129 H	Mississippi St.	4	1	63 H	Ole Miss	3	1								
				31 H	Missouri	2	1	92 H	Georgia	4	1								

Non-Div. I Games:

Florida

Average RPI Win: 60		WON-LOST RECORD		WINNING PCT. RANK		LAST 10 GAMES		STRENGTH OF SCHEDULE		OPP. STRENGTH OF SCHEDULE		TEAM RPI		ADJ RPI		CONF. RPI		ADJ CONF. RPI	
DIV. I ONLY		10-5-2		.64706 75		6-3-1		3		1		10		.64776 10		1		1	
DIV. I NON-CONF.		4-1-1		.75 43		0-0-0		9		2		7		.68096 8		1		1	
TOTALS		RPI 1-25		RPI 26-50		W-L RECORDS		RPI 51-100		RPI 101-150		RPI 150+							
10-5-2		4-4-2		2-1-0		OVERALL		2-0-0		1-0-0		1-0-0							
3-3-1		1-3-1		2-0-0		HOME		0-0-0		0-0-0		0-0-0							
4-2-1		2-1-1		0-1-0		AWAY		0-0-0		1-0-0		1-0-0							
3-0-0		1-0-0		0-0-0		NEUTRAL		2-0-0		0-0-0		0-0-0							
4-1-1		2-1-1		0-0-0		NON-CONFERENCE		2-0-0		0-0-0		0-0-0							
0-0-1		0-0-1		0-0-0		HOME		0-0-0		0-0-0		0-0-0							
1-1-0		1-1-0		0-0-		AWAY		0-0-0		0-0-0		0-0-0							
3-0-0		1-0-0		0-0-0		NEUTRAL		2-0-0		0-0-0		0-0-0							
6-4-1		2-3-1		2-1-0		CONFERENCE		0-0-0		1-0-0		1-0-0							
3-3-0		1-3-0		2-0-0		HOME		0-0-0		0-0-0		0-0-0							
3-1-1		1-0-1		0-1-0		AWAY		0-0-0		1-0-0		1-0-0							
0-0-0		0-0-0		0-0-0		NEUTRAL		0-0-0		0-0-0		0-0-0							
RPI S	Opponent		Score		RPI S	Opponent		Score		RPI S	Opponent		Score		RPI S	Opponent		Score	
4	H	Florida St.	0	1	28	H	Virginia Tech	3	1	67	N	Connecticut	2	0	113	A	Clemson	4	0
8	A	Virginia	2	2	33	A	Maryland	1	2	77	N	San Diego	5	0	187	A	North Carolina St.	4	1
8	H	Virginia	0	1	46	H	Miami (FL)	6	1										
9	H	Florida	0	0															
12	H	Wake Forest	1	2															
15	A	Duke	2	0															
17	A	Portland	0	1															
18	A	Notre Dame	1	0															
22	N	Marquette	4	0															
24	H	Boston College	1	0															
LAST 10 GAMES																			
		8 H Virginia	0	1			24 H Boston College	1	0										
		187 A North Carolina St.	4	1			46 H Miami (FL)	6	1										
		12 H Wake Forest	1	2			4 H Florida St.	0	1										
		15 A Duke	2	0			28 H Virginia Tech	3	1										
		113 A Clemson	4	0			8 A Virginia	2	2										

Non-Div. I Games:

North Carolina

Average RPI Win: 112		WON-LOST RECORD	WINNING PCT. RANK	LAST 10 GAMES	STRENGTH OF SCHEDULE	OPP. STRENGTH OF SCHEDULE	TEAM RPI	ADJ RPI	CONF. RPI	ADJ CONF. RPI				
Average RPI Loss: 40														
DIV. I ONLY		14-1-4	.84211	9	7-0-3	47	66	13	.64293	11	5	5		
DIV. I NON-CONF.		9-1-1	.86364	17	2-0-0	62	63	21	.64036	19	6	6		
<hr/>														
TOTALS		RPI 1-25	RPI 26-50		W-L RECORDS		RPI 51-100		RPI 101-150		RPI 150+			
14-1-4		1-0-1	1-1-0		OVERALL		6-0-3		2-0-0		4-0-0			
9-0-0		0-0-0	1-0-0		HOME		4-0-0		2-0-0		2-0-0			
5-1-4		1-0-1	0-1-0		AWAY		2-0-3		0-0-0		2-0-0			
0-0-0		0-0-0	0-0-0		NEUTRAL		0-0-0		0-0-0		0-0-0			
9-1-1		0-0-0	1-1-0		NON-CONFERENCE		3-0-1		1-0-0		4-0-0			
5-0-0		0-0-0	1-0-0		HOME		1-0-0		1-0-0		2-0-0			
4-1-1		0-0-0	0-0-		AWAY		2-0-1		0-0-0		2-0-0			
0-0-0		0-0-0	0-0-0		NEUTRAL		0-0-0		0-0-0		0-0-0			
5-0-3		1-0-1	0-0-0		CONFERENCE		3-0-2		1-0-0		0-0-0			
4-0-0		0-0-0	0-0-0		HOME		3-0-0		1-0-0		0-0-0			
1-0-3		1-0-1	0-0-0		AWAY		0-0-2		0-0-0		0-0-0			
0-0-0		0-0-0	0-0-0		NEUTRAL		0-0-0		0-0-0		0-0-0			
RPI	S	Opponent	Score		RPI	S	Opponent	Score		RPI	S	Opponent	Score	
20	A	West Virginia	1	1	38	H	Stephen F. Austin	4	0	55	A	Cal St. Northridge	2	1
25	A	Texas Tech	3	2	40	A	Long Beach St.	1	2	56	A	North Texas	0	0
										62	A	Rice	1	0
										64	H	Kansas	1	0
										69	H	SMU	2	1
										73	A	Oklahoma St.	0	0
										83	H	TCU	2	0
										86	H	Texas	2	1
										97	A	Oklahoma	1	1
					LAST 10 GAMES									
					83	H	TCU	2	0	25	A	Texas Tech	3	2
					114	H	Iowa St.	1	0	64	H	Kansas	1	0
					86	H	Texas	2	1	38	H	Stephen F. Austin	4	0
					73	A	Oklahoma St.	0	0	97	A	Oklahoma	1	1
					20	A	West Virginia	1	1	178	A	Houston Baptist	5	0

Non-Div. I Games:

Baylor

Average RPI Win: 75		WON-LOST	WINNING	LAST 10	STRENGTH OF		OPP. STRENGTH	TEAM	ADJ		CONF.	ADJ CONF.
Average RPI Loss: 35		RECORD	PCT. RANK	GAMES	SCHEDULE		OF SCHEDULE	RPI	RPI		RPI	RPI
DIV. I ONLY		13-4-3	.725	39	6-2-2		7	15	11		.64291	12
DIV. I NON-CONF.		6-1-2	.77778	36	0-0-1		28	54	20		.6374	21
TOTALS		RPI 1-25	RPI 26-50		W-L RECORDS		RPI 51-100		RPI 101-150		RPI 150+	
13-4-3		4-1-1	3-2-0		OVERALL		0-1-2		5-0-0		1-0-0	
6-3-1		2-0-0	1-2-0		HOME		0-1-1		2-0-0		1-0-0	
5-1-1		2-1-1	2-0-0		AWAY		0-0-0		1-0-0		0-0-0	
2-0-1		0-0-0	0-0-0		NEUTRAL		0-0-1		2-0-0		0-0-0	
6-1-2		0-0-0	2-0-0		NON-CONFERENCE		0-1-2		4-0-0		0-0-0	
2-1-1		0-0-0	1-0-0		HOME		0-1-1		1-0-0		0-0-0	
2-0-0		0-0-0	1-0-		AWAY		0-0-0		1-0-0		0-0-0	
2-0-1		0-0-0	0-0-0		NEUTRAL		0-0-1		2-0-0		0-0-0	
7-3-1		4-1-1	1-2-0		CONFERENCE		0-0-0		1-0-0		1-0-0	
4-2-0		2-0-0	0-2-0		HOME		0-0-0		1-0-0		1-0-0	
3-1-1		2-1-1	1-0-0		AWAY		0-0-0		0-0-0		0-0-0	
0-0-0		0-0-0	0-0-0		NEUTRAL		0-0-0		0-0-0		0-0-0	
RPI S	Opponent	Score	RPI S	Opponent	Score	RPI S	Opponent	Score	RPI S	Opponent	Score	
4 A	Florida St.	0 1	28 H	Virginia Tech	0 3	64 H	Kansas	1 1	105 A	Charlotte	2 0	
8 A	Virginia	2 1	33 H	Maryland	1 2	72 N	UNC Wilmington	0 0	110 N	Hofstra	2 1	
10 A	North Carolina	2 1	43 A	Princeton	2 1	74 H	UNC Greensboro	0 1	113 H	Clemson	4 0	
15 A	Duke	1 1	46 A	Miami (FL)	1 0				131 H	Massachusetts	1 0	
15 H	Duke	1 0	47 H	Illinois	1 0				132 N	Richmond	4 1	
24 H	Boston College	2 0							187 H	North Carolina St.	4 2	
LAST 10 GAMES												
15 H	Duke	1 0	64 H	Kansas	1 1							
28 H	Virginia Tech	0 3	8 A	Virginia	2 1							
10 A	North Carolina	2 1	113 H	Clemson	4 0							
187 H	North Carolina St.	4 2	33 H	Maryland	1 2							
15 A	Duke	1 1	24 H	Boston College	2 0							

Non-Div. I Games:

Wake Forest

Average RPI Win:	81	WON-LOST RECORD	WINNING PCT. RANK	LAST 10 GAMES	STRENGTH OF SCHEDULE	OPP. STRENGTH OF SCHEDULE	TEAM RPI	ADJ RPI	CONF. RPI	ADJ CONF. RPI		
DIV. I ONLY		14-4-2	.75	25	8-2-0	9	47	12	.64232	13	4	4
DIV. I NON-CONF.		5-1-1	.78571	32	0-0-0	2	104	3	.68369	6	2	2
<hr/>												
TOTALS	RPI 1-25	RPI 26-50		W-L RECORDS		RPI 51-100		RPI 101-150		RPI 150+		
14-4-2	1-2-0	2-1-0		OVERALL		7-1-1		4-0-1		0-0-0		
7-2-1	0-0-0	1-1-0		HOME		5-1-0		1-0-1		0-0-0		
7-2-1	1-2-0	1-0-0		AWAY		2-0-1		3-0-0		0-0-0		
0-0-0	0-0-0	0-0-0		NEUTRAL		0-0-0		0-0-0		0-0-0		
5-1-1	0-1-0	0-0-0		NON-CONFERENCE		2-0-1		3-0-0		0-0-0		
3-0-0	0-0-0	0-0-0		HOME		2-0-0		1-0-0		0-0-0		
2-1-1	0-1-0	0-0-		AWAY		0-0-1		2-0-0		0-0-0		
0-0-0	0-0-0	0-0-0		NEUTRAL		0-0-0		0-0-0		0-0-0		
9-3-1	1-1-0	2-1-0		CONFERENCE		5-1-0		1-0-1		0-0-0		
4-2-1	0-0-0	1-1-0		HOME		3-1-0		0-0-1		0-0-0		
5-1-0	1-1-0	1-0-0		AWAY		2-0-0		1-0-0		0-0-0		
0-0-0	0-0-0	0-0-0		NEUTRAL		0-0-0		0-0-0		0-0-0		
RPI S	Opponent	Score		RPI S	Opponent	Score		RPI S	Opponent	Score		
2 A	UCLA	0	1	26 H	Kentucky	0	1	54 H	LSU	3	2	
9 A	Florida	1	2	31 H	Missouri	1	0	55 A	Cal St. Northridge	0	0	
14 A	Texas A&M	1	0	50 A	Auburn	1	0	58 H	William & Mary	1	0	
								63 A	Ole Miss	2	1	
								65 H	Arkansas	0	1	
								70 H	VCU	2	0	
								92 H	Georgia	3	2	
								96 H	Alabama	2	1	
								100 A	South Carolina	1	0	
				LAST 10 GAMES								
				92 H	Georgia	3	2	50 A	Auburn	1	0	
				63 A	Ole Miss	2	1	100 A	South Carolina	1	0	
				14 A	Texas A&M	1	0	31 H	Missouri	1	0	
				54 H	LSU	3	2	65 H	Arkansas	0	1	
				26 H	Kentucky	0	1	129 A	Mississippi St.	6	0	

Non-Div. I Games:

Tennessee

Average RPI Win:		87	WON-LOST RECORD		WINNING PCT. RANK		LAST 10 GAMES		STRENGTH OF SCHEDULE		OPP. STRENGTH OF SCHEDULE		TEAM RPI		ADJ RPI		CONF. RPI		ADJ CONF. RPI					
DIV. I ONLY			16-3-1		.825		14		7-2-1		68		7		14		.63763		14		4		4	
DIV. I NON-CONF.			6-1-0		.85714		18		0-0-0		119		10		26		.62667		25		2		2	
TOTALS		RPI 1-25		RPI 26-50		W-L RECORDS		RPI 51-100		RPI 101-150		RPI 150+												
16-3-1		0-2-0		5-0-1		OVERALL		7-1-0		2-0-0		2-0-0												
10-2-0		0-2-0		5-0-0		HOME		3-0-0		0-0-0		2-0-0												
6-1-1		0-0-0		0-0-1		AWAY		4-1-0		2-0-0		0-0-0												
0-0-0		0-0-0		0-0-0		NEUTRAL		0-0-0		0-0-0		0-0-0												
6-1-0		0-0-0		3-0-0		NON-CONFERENCE		1-1-0		0-0-0		2-0-0												
5-0-0		0-0-0		3-0-0		HOME		0-0-0		0-0-0		2-0-0												
1-1-0		0-0-0		0-0-		AWAY		1-1-0		0-0-0		0-0-0												
0-0-0		0-0-0		0-0-0		NEUTRAL		0-0-0		0-0-0		0-0-0												
10-2-1		0-2-0		2-0-1		CONFERENCE		6-0-0		2-0-0		0-0-0												
5-2-0		0-2-0		2-0-0		HOME		3-0-0		0-0-0		0-0-0												
5-0-1		0-0-0		0-0-1		AWAY		3-0-0		2-0-0		0-0-0												
0-0-0		0-0-0		0-0-0		NEUTRAL		0-0-0		0-0-0		0-0-0												
RPI	S	Opponent		Score		RPI	S	Opponent		Score		RPI	S	Opponent		Score								
9	H	Florida		1 2		26	A	Kentucky		2 2		54	A	LSU		1 0								
13	H	Tennessee		0 1		31	H	Missouri		2 1		59	A	UC Irvine		2 1								
						35	H	Central Mich.		2 0		63	A	Ole Miss		4 0								
						40	H	Long Beach St.		3 0		65	A	Arkansas		3 1								
						41	H	Rutgers		4 1		77	A	San Diego		0 1								
						50	H	Auburn		2 0		92	H	Georgia		1 0								
												96	H	Alabama		5 0								
												100	H	South Carolina		2 0								
						LAST 10 GAMES																		
						31	H	Missouri		2 1		9	H	Florida		1 2								
						92	H	Georgia		1 0		96	H	Alabama		5 0								
						13	H	Tennessee		0 1		129	A	Mississippi St.		2 0								
						106	A	Vanderbilt		4 0		26	A	Kentucky		2 2								
						65	A	Arkansas		3 1		50	H	Auburn		2 0								

Non-Div. I Games:

Texas A&amp;M

Duke				Through Games Of Oct. 28, 2012										
Average RPI Win:	99	WON-LOST RECORD	WINNING PCT. RANK	LAST 10 GAMES	STRENGTH OF SCHEDULE	OPP. STRENGTH OF SCHEDULE	TEAM RPI	ADJ RPI	CONF. RPI	ADJ CONF. RPI				
DIV. I ONLY		12-5-2	.68421	54	5-3-2	10	12	15	.63231	15	1	1		
DIV. I NON-CONF.		7-1-0	.875	11	1-0-0	34	52	14	.65967	14	1	1		
<hr/>														
TOTALS		RPI 1-25		RPI 26-50		W-L RECORDS		RPI 51-100		RPI 101-150		RPI 150+		
12-5-2		2-5-1		3-0-1		OVERALL		2-0-0		2-0-0		3-0-0		
6-1-2		2-1-1		0-0-1		HOME		1-0-0		1-0-0		2-0-0		
5-3-0		0-3-0		2-0-0		AWAY		1-0-0		1-0-0		1-0-0		
1-1-0		0-1-0		1-0-0		NEUTRAL		0-0-0		0-0-0		0-0-0		
7-1-0		1-1-0		1-0-0		NON-CONFERENCE		2-0-0		1-0-0		2-0-0		
4-0-0		1-0-0		0-0-0		HOME		1-0-0		0-0-0		2-0-0		
2-0-0		0-0-0		0-0-		AWAY		1-0-0		1-0-0		0-0-0		
1-1-0		0-1-0		1-0-0		NEUTRAL		0-0-0		0-0-0		0-0-0		
5-4-2		1-4-1		2-0-1		CONFERENCE		0-0-0		1-0-0		1-0-0		
2-1-2		1-1-1		0-0-1		HOME		0-0-0		1-0-0		0-0-0		
3-3-0		0-3-0		2-0-0		AWAY		0-0-0		0-0-0		1-0-0		
0-0-0		0-0-0		0-0-0		NEUTRAL		0-0-0		0-0-0		0-0-0		
RPI	S	Opponent	Score		RPI	S	Opponent	Score		RPI	S	Opponent	Score	
4	A	Florida St.	0	1	28	A	Virginia Tech	3	2	58	A	William & Mary	4	1
8	A	Virginia	0	1	33	H	Maryland	2	2	77	H	San Diego	4	1
9	N	Florida	2	3	44	N	Washington St.	4	0					
10	H	North Carolina	0	2	46	A	Miami (FL)	3	2					
12	A	Wake Forest	0	1										
12	H	Wake Forest	1	1										
22	H	Marquette	5	2										
24	H	Boston College	4	2										
<hr/>														
LAST 10 GAMES														
12	A	Wake Forest	0	1	24	H	Boston College	4	2					
244	H	Francis Marion	4	0	28	A	Virginia Tech	3	2					
10	H	North Carolina	0	2	8	A	Virginia	0	1					
12	H	Wake Forest	1	1	113	H	Clemson	3	0					
187	A	North Carolina St.	3	0	33	H	Maryland	2	2					

Non-Div. I Games:

Duke

Average RPI Win:		88	WON-LOST		WINNING		LAST 10		STRENGTH OF		OPP. STRENGTH		TEAM	ADJ		CONF.		ADJ CONF.						
Average RPI Loss:		50	RECORD		PCT. RANK		GAMES		SCHEDULE		OF SCHEDULE		RPI	RPI		RPI		RPI						
DIV. I ONLY			13-4-1		.75		25		7-2-1		31		23		16		.62779		16		3		3	
DIV. I NON-CONF.			5-2-0		.71429		59		0-0-0		50		43		35		.61024		34		4		4	
TOTALS		RPI 1-25		RPI 26-50				W-L RECORDS				RPI 51-100				RPI 101-150				RPI 150+				
13-4-1		1-1-0		3-2-1				OVERALL				5-0-0				2-1-0				2-0-0				
9-1-1		1-1-0		3-0-1				HOME				2-0-0				1-0-0				2-0-0				
4-3-0		0-0-0		0-2-0				AWAY				3-0-0				1-1-0				0-0-0				
0-0-0		0-0-0		0-0-0				NEUTRAL				0-0-0				0-0-0				0-0-0				
5-2-0		0-0-0		2-1-0				NON-CONFERENCE				1-0-0				0-1-0				2-0-0				
5-0-0		0-0-0		2-0-0				HOME				1-0-0				0-0-0				2-0-0				
0-2-0		0-0-0		0-0-				AWAY				0-0-0				0-1-0				0-0-0				
0-0-0		0-0-0		0-0-0				NEUTRAL				0-0-0				0-0-0				0-0-0				
8-2-1		1-1-0		1-1-1				CONFERENCE				4-0-0				2-0-0				0-0-0				
4-1-1		1-1-0		1-0-1				HOME				1-0-0				1-0-0				0-0-0				
4-1-0		0-0-0		0-1-0				AWAY				3-0-0				1-0-0				0-0-0				
0-0-0		0-0-0		0-0-0				NEUTRAL				0-0-0				0-0-0				0-0-0				
RPI	S	Opponent		Score		RPI	S	Opponent		Score		RPI	S	Opponent		Score		RPI	S	Opponent		Score		
3	H	Penn St.		0 3		31	H	Missouri		1 0		61	A	Iowa		4 1		109	A	Nebraska		4 0		
21	H	Michigan		3 1		33	H	Maryland		1 0		71	A	Northwestern		2 0		110	A	Hofstra		0 2		
						36	H	Wisconsin		0 0		91	H	Syracuse		2 0		118	H	Michigan St.		3 1		
						41	A	Rutgers		0 1		93	H	Purdue		1 0		153	H	Northeastern		3 0		
						47	A	Illinois		0 1		94	A	Indiana		5 0		218	H	Duquesne		3 0		
						49	H	Minnesota		2 1														
						LAST 10 GAMES																		
						94	A	Indiana		5 0		93	H	Purdue		1 0								
						118	H	Michigan St.		3 1		36	H	Wisconsin		0 0								
						21	H	Michigan		3 1		3	H	Penn St.		0 3								
						109	A	Nebraska		4 0		71	A	Northwestern		2 0								
						61	A	Iowa		4 1		47	A	Illinois		0 1								

Non-Div. I Games:

Ohio St.



Portland

Portland

Average RPI Win:	106	WON-LOST RECORD	WINNING PCT. RANK	LAST 10 GAMES	STRENGTH OF SCHEDULE	OPP. STRENGTH OF SCHEDULE	TEAM RPI	ADJ RPI	CONF. RPI	ADJ CONF. RPI
DIV. I ONLY		13-4-2	.73684 31	8-1-1	36	28	18	.62148 18	7	7
DIV. I NON-CONF.		4-3-1	.5625 128	1-0-0	10	7	30	.61655 30	7	7
<hr/>										
TOTALS	RPI 1-25	RPI 26-50		W-L RECORDS	RPI 51-100		RPI 101-150		RPI 150+	
13-4-2	1-1-1	1-3-1		OVERALL	5-0-0		5-0-0		1-0-0	
8-1-1	1-1-0	1-0-1		HOME	2-0-0		3-0-0		1-0-0	
5-3-1	0-0-1	0-3-0		AWAY	3-0-0		2-0-0		0-0-0	
0-0-0	0-0-0	0-0-0		NEUTRAL	0-0-0		0-0-0		0-0-0	
<hr/>										
4-3-1	1-1-1	0-2-0		NON-CONFERENCE	2-0-0		1-0-0		0-0-0	
3-1-0	1-1-0	0-0-0		HOME	1-0-0		1-0-0		0-0-0	
1-2-1	0-0-1	0-0-		AWAY	1-0-0		0-0-0		0-0-0	
0-0-0	0-0-0	0-0-0		NEUTRAL	0-0-0		0-0-0		0-0-0	
<hr/>										
9-1-1	0-0-0	1-1-1		CONFERENCE	3-0-0		4-0-0		1-0-0	
5-0-1	0-0-0	1-0-1		HOME	1-0-0		2-0-0		1-0-0	
4-1-0	0-0-0	0-1-0		AWAY	2-0-0		2-0-0		0-0-0	
0-0-0	0-0-0	0-0-0		NEUTRAL	0-0-0		0-0-0		0-0-0	
<hr/>										
RPI S	Opponent	Score		RPI S	Opponent	Score		RPI S	Opponent	Score
7 H	Santa Clara	2	1	30 A	Georgetown	0	2	67 A	Connecticut	4 0
10 H	North Carolina	0	1	32 A	Washington	0	3	84 A	Tulsa	2 0
17 A	Portland	1	1	36 A	Wisconsin	0	1	87 H	East Carolina	5 0
				39 H	Louisville	2	1	91 H	Syracuse	1 0
				41 H	Rutgers	2	2	99 A	Villanova	1 0
	</									

**Non-Div. I Games:**

Notre Dame

Average RPI Win: 121		WON-LOST RECORD		WINNING PCT. RANK		LAST 10 GAMES		STRENGTH OF SCHEDULE		OPP. STRENGTH OF SCHEDULE		TEAM RPI		ADJ RPI		CONF. RPI		ADJ CONF. RPI	
DIV. I ONLY		14-4-1		.76316 20		8-2-0		57		64		22		.62111 19		9		9	
DIV. I NON-CONF.		6-1-1		.8125 27		0-0-0		12		13		8		.68129 7		8		8	
TOTALS		RPI 1-25		RPI 26-50		W-L RECORDS		RPI 51-100		RPI 101-150		RPI 150+							
14-4-1		0-1-1		2-1-0		OVERALL		6-2-0		1-0-0		5-0-0							
9-2-0		0-1-0		2-0-0		HOME		4-1-0		1-0-0		2-0-0							
5-2-1		0-0-1		0-1-0		AWAY		2-1-0		0-0-0		3-0-0							
0-0-0		0-0-0		0-0-0		NEUTRAL		0-0-0		0-0-0		0-0-0							
6-1-1		0-1-1		2-0-0		NON-CONFERENCE		3-0-0		0-0-0		1-0-0							
4-1-0		0-1-0		2-0-0		HOME		1-0-0		0-0-0		1-0-0							
2-0-1		0-0-1		0-0-		AWAY		2-0-0		0-0-0		0-0-0							
0-0-0		0-0-0		0-0-0		NEUTRAL		0-0-0		0-0-0		0-0-0							
8-3-0		0-0-0		0-1-0		CONFERENCE		3-2-0		1-0-0		4-0-0							
5-1-0		0-0-0		0-0-0		HOME		3-1-0		1-0-0		1-0-0							
3-2-0		0-0-0		0-1-0		AWAY		0-1-0		0-0-0		3-0-0							
0-0-0		0-0-0		0-0-0		NEUTRAL		0-0-0		0-0-0		0-0-0							
RPI S	Opponent		Score		RPI S	Opponent		Score		RPI S	Opponent		Score		RPI S	Opponent		Score	
4 H	Florida St.		0	1	29 H	Dartmouth		2	0	53 A	South Fla.		3	1	115 H	Houston		2	0
24 A	Boston College		2	2	45 A	Colorado Col.		1	2	62 H	Rice		1	0	171 H	North Florida		3	1
					46 H	Miami (FL)		1	0	66 A	Fla. Gulf Coast		4	0	185 A	UTEP		1	0
										69 H	SMU		1	2	188 H	Marshall		5	0
										80 A	Memphis		1	2	235 A	Southern Miss.		4	0
										84 H	Tulsa		2	0	279 A	UAB		6	0
										87 H	East Carolina		7	0					
										92 H	Georgia		1	0					
				LAST 10 GAMES															
				235 A Southern Miss.				4 0				69 H SMU				1 2			
				188 H Marshall				5 0				84 H Tulsa				2 0			
				87 H East Carolina				7 0				62 H Rice				1 0			
				185 A UTEP				1 0				115 H Houston				2 0			
				45 A Colorado Col.				1 2				279 A UAB				6 0			

Non-Div. I Games:

UCF

Average RPI Win:		106	WON-LOST RECORD		WINNING PCT. RANK		LAST 10 GAMES		STRENGTH OF SCHEDULE		OPP. STRENGTH OF SCHEDULE		TEAM RPI		ADJ RPI		CONF. RPI		ADJ CONF. RPI				
DIV. I ONLY			11-3-4		.72222 41		9-0-1		24		36		17		.62099 20		5		5				
DIV. I NON-CONF.			4-3-3		.55 137		2-0-0		48		21		66		.57118 65		6		6				
TOTALS		RPI 1-25		RPI 26-50		W-L RECORDS		RPI 51-100		RPI 101-150		RPI 150+											
11-3-4		2-1-1		0-1-1		OVERALL		5-1-1		2-0-0		2-0-1											
6-2-3		1-1-1		0-0-1		HOME		2-1-0		1-0-0		2-0-1											
4-0-1		0-0-0		0-0-0		AWAY		3-0-1		1-0-0		0-0-0											
1-1-0		1-0-0		0-1-0		NEUTRAL		0-0-0		0-0-0		0-0-0											
4-3-3		1-1-0		0-1-1		NON-CONFERENCE		0-1-1		1-0-0		2-0-1											
3-2-2		0-1-0		0-0-1		HOME		0-1-0		1-0-0		2-0-1											
0-0-1		0-0-0		0-0-		AWAY		0-0-1		0-0-0		0-0-0											
1-1-0		1-0-0		0-1-0		NEUTRAL		0-0-0		0-0-0		0-0-0											
7-0-1		1-0-1		0-0-0		CONFERENCE		5-0-0		1-0-0		0-0-0											
3-0-1		1-0-1		0-0-0		HOME		2-0-0		0-0-0		0-0-0											
4-0-0		0-0-0		0-0-0		AWAY		3-0-0		1-0-0		0-0-0											
0-0-0		0-0-0		0-0-0		NEUTRAL		0-0-0		0-0-0		0-0-0											
RPI	S	Opponent		Score		RPI	S	Opponent		Score		RPI	S	Opponent		Score							
1	N	Stanford		1	0	35	N	Central Mich.		0	2	51	H	La Salle		1	2	114	A	Iowa St.	3	2	
3	H	Penn St.		1	2	46	H	Miami (FL)		0	0	64	A	Kansas		1	0	122	H	High Point	6	0	
11	H	Baylor		1	1							73	H	Oklahoma St.		1	0	218	H	Duquesne	1	1	
25	H	Texas Tech		3	2							83	A	TCU		2	1	222	H	Western Caro.	2	1	
												86	A	Texas		1	0	278	H	Towson	5	0	
												93	A	Purdue		2	2						
												97	H	Oklahoma		2	0						
						LAST 10 GAMES																	
						86	A	Texas		1	0	83	A	TCU		2	1						
						97	H	Oklahoma		2	0	73	H	Oklahoma St.		1	0						
						11	H	Baylor		1	1	25	H	Texas Tech		3	2						
						114	A	Iowa St.		3	2	122	H	High Point		6	0						
						64	A	Kansas		1	0	278	H	Towson		5	0						

Non-Div. I Games:

West Virginia

Average RPI Win:	101	WON-LOST RECORD	WINNING PCT. RANK	LAST 10 GAMES	STRENGTH OF SCHEDULE	OPP. STRENGTH OF SCHEDULE	TEAM RPI	ADJ RPI	CONF. RPI	ADJ CONF. RPI	
Average RPI Loss:	40										
DIV. I ONLY		13-4-2	.73684 31	6-2-2	35	38	19	.61865 21	3	3	
DIV. I NON-CONF.		6-2-0	.75 43	0-0-0	53	69	32	.61067 33	4	4	
<hr/>											
TOTALS	RPI 1-25	RPI 26-50		W-L RECORDS	RPI 51-100		RPI 101-150		RPI 150+		
13-4-2	0-1-1	2-2-0		OVERALL	4-1-1		6-0-0		1-0-0		
9-1-1	0-0-0	0-1-0		HOME	3-0-1		5-0-0		1-0-0		
4-3-1	0-1-1	2-1-0		AWAY	1-1-0		1-0-0		0-0-0		
0-0-0	0-0-0	0-0-0		NEUTRAL	0-0-0		0-0-0		0-0-0		
<hr/>											
6-2-0	0-0-0	0-1-0		NON-CONFERENCE	1-1-0		4-0-0		1-0-0		
5-0-0	0-0-0	0-0-0		HOME	1-0-0		3-0-0		1-0-0		
1-2-0	0-0-0	0-0-		AWAY	0-1-0		1-0-0		0-0-0		
0-0-0	0-0-0	0-0-0		NEUTRAL	0-0-0		0-0-0		0-0-0		
<hr/>											
7-2-2	0-1-1	2-1-0		CONFERENCE	3-0-1		2-0-0		0-0-0		
4-1-1	0-0-0	0-1-0		HOME	2-0-1		2-0-0		0-0-0		
3-1-1	0-1-1	2-0-0		AWAY	1-0-0		0-0-0		0-0-0		
0-0-0	0-0-0	0-0-0		NEUTRAL	0-0-0		0-0-0		0-0-0		
<hr/>											
RPI S	Opponent	Score	RPI S	Opponent	Score	RPI S	Opponent	Score	RPI S	Opponent	Score
3 A	Penn St.	1 1	36 A	Wisconsin	3 0	55 A	Cal St. Northridge	0 1	102 H	Cal St. Fullerton	2 1
16 A	Ohio St.	1 3	40 A	Long Beach St.	1 2	60 H	Butler	3 0	109 H	Nebraska	2 1
			47 H	Illinois	2 3	61 H	Iowa	0 0	116 H	Pittsburgh	1 0
			49 A	Minnesota	1 0	71 A	Northwestern	2 0	118 H	Michigan St.	2 1
						93 H	Purdue	2 0	145 H	Fordham	5 0
						94 H	Indiana	3 0	148 A	Oakland	1 0
									170 H	Detroit	1 0
<hr/>											
LAST 10 GAMES											
			47 H	Illinois	2 3	71 A	Northwestern	2 0			
			3 A	Penn St.	1 1	109 H	Nebraska	2 1			
			16 A	Ohio St.	1 3	61 H	Iowa	0 0			
			93 H	Purdue	2 0	36 A	Wisconsin	3 0			
			118 H	Michigan St.	2 1	49 A	Minnesota	1 0			

Non-Div. I Games:

Michigan

Average RPI Win:		120	WON-LOST RECORD		WINNING PCT. RANK		LAST 10 GAMES		STRENGTH OF SCHEDULE		OPP. STRENGTH OF SCHEDULE		TEAM RPI		ADJ RPI		CONF. RPI		ADJ CONF. RPI					
DIV. I ONLY			14-2-2		.83333		12		9-0-1		97		33		21		.61782		22		7		7	
DIV. I NON-CONF.			4-2-1		.64286		91		0-0-0		86		11		55		.58026		56		7		7	
TOTALS		RPI 1-25		RPI 26-50		W-L RECORDS		RPI 51-100		RPI 101-150		RPI 150+												
14-2-2		0-2-0		2-0-1		OVERALL		4-0-1		4-0-0		4-0-0												
9-0-1		0-0-0		1-0-1		HOME		3-0-0		1-0-0		4-0-0												
5-1-1		0-1-0		1-0-0		AWAY		1-0-1		3-0-0		0-0-0												
0-1-0		0-1-0		0-0-0		NEUTRAL		0-0-0		0-0-0		0-0-0												
4-2-1		0-2-0		0-0-1		NON-CONFERENCE		1-0-0		1-0-0		2-0-0												
3-0-1		0-0-0		0-0-1		HOME		0-0-0		1-0-0		2-0-0												
1-1-0		0-1-0		0-0-		AWAY		1-0-0		0-0-0		0-0-0												
0-1-0		0-1-0		0-0-0		NEUTRAL		0-0-0		0-0-0		0-0-0												
10-0-1		0-0-0		2-0-0		CONFERENCE		3-0-1		3-0-0		2-0-0												
6-0-0		0-0-0		1-0-0		HOME		3-0-0		0-0-0		2-0-0												
4-0-1		0-0-0		1-0-0		AWAY		0-0-1		3-0-0		0-0-0												
0-0-0		0-0-0		0-0-0		NEUTRAL		0-0-0		0-0-0		0-0-0												
RPI	S	Opponent		Score		RPI	S	Opponent		Score		RPI	S	Opponent		Score								
10	N	North Carolina		0	4	35	H	Central Mich.		0	0	53	H	South Fla.		4	0							
15	A	Duke		2	5	39	H	Louisville		2	0	67	A	Connecticut		1	1							
						41	A	Rutgers		2	0	67	H	Connecticut		4	1							
												71	A	Northwestern		2	0							
												91	H	Syracuse		2	0							
														116		A	Pittsburgh	5	1					
														138		H	Milwaukee	4	0					
														140		A	Seton Hall	4	0					
														144		A	Providence	5	0					
														168		H	St. John's (NY)	3	0					
														184		H	St. Bonaventure	4	0					
														204		H	George Mason	2	0					
														224		H	Cincinnati	5	0					
LAST 10 GAMES																								
67 H Connecticut						4 1						144 A Providence						5 0						
53 H South Fla.						4 0						224 H Cincinnati						5 0						
91 H Syracuse						2 0						39 H Louisville						2 0						
168 H St. John's (NY)						3 0						41 A Rutgers						2 0						
67 A Connecticut						1 1						140 A Seton Hall						4 0						

Non-Div. I Games:

Marquette

Average RPI Win:	98	WON-LOST	WINNING	LAST 10	STRENGTH OF	OPP. STRENGTH	TEAM	ADJ	CONF.	ADJ CONF.		
Average RPI Loss:	27	RECORD	PCT. RANK	GAMES	SCHEDULE	OF SCHEDULE	RPI	RPI	RPI	RPI		
DIV. I ONLY		13-5-0	.72222	41	7-3-0	66	3	25	.61492	23	6	6
DIV. I NON-CONF.		8-3-0	.72727	55	3-1-0	56	4	29	.62354	28	5	5
<hr/>												
TOTALS	RPI 1-25	RPI 26-50		W-L RECORDS		RPI 51-100		RPI 101-150		RPI 150+		
13-5-0	2-3-0	2-1-0		OVERALL		4-1-0		2-0-0		3-0-0		
6-1-0	1-0-0	1-0-0		HOME		2-1-0		0-0-0		2-0-0		
5-4-0	1-3-0	1-1-0		AWAY		1-0-0		1-0-0		1-0-0		
2-0-0	0-0-0	0-0-0		NEUTRAL		1-0-0		1-0-0		0-0-0		
8-3-0	1-2-0	2-1-0		NON-CONFERENCE		2-0-0		1-0-0		2-0-0		
4-0-0	0-0-0	1-0-0		HOME		1-0-0		0-0-0		2-0-0		
2-3-0	1-2-0	1-0-		AWAY		0-0-0		0-0-0		0-0-0		
2-0-0	0-0-0	0-0-0		NEUTRAL		1-0-0		1-0-0		0-0-0		
5-2-0	1-1-0	0-0-0		CONFERENCE		2-1-0		1-0-0		1-0-0		
2-1-0	1-0-0	0-0-0		HOME		1-1-0		0-0-0		0-0-0		
3-1-0	0-1-0	0-0-0		AWAY		1-0-0		1-0-0		1-0-0		
0-0-0	0-0-0	0-0-0		NEUTRAL		0-0-0		0-0-0		0-0-0		
RPI S	Opponent	Score	RPI S	Opponent	Score	RPI S	Opponent	Score	RPI S	Opponent	Score	
2 A	UCLA	0 4	29 A	Dartmouth	1 0	59 N	UC Irvine	4 0	111 N	Arizona	2 1	
5 A	San Diego St.	0 1	37 A	Arizona St.	0 1	76 H	Loyola Marymount	0 3	139 A	Gonzaga	1 0	
7 H	Santa Clara	2 1	50 H	Auburn	2 1	77 A	San Diego	2 0	162 A	San Francisco	2 1	
17 A	Portland	1 3				77 H	San Diego	4 2	193 H	UC Santa Barbara	2 0	
24 A	Boston College	1 0				94 H	Indiana	5 0	257 H	Pacific	3 2	
<hr/>												
LAST 10 GAMES												
139 A Gonzaga						162 A San Francisco						
17 A Portland						29 A Dartmouth						
77 A San Diego						24 A Boston College						
76 H Loyola Marymount						193 H UC Santa Barbara						
7 H Santa Clara						2 A UCLA						

Non-Div. I Games:

Pepperdine

Average RPI Win:	112	WON-LOST RECORD		WINNING PCT. RANK		LAST 10 GAMES		STRENGTH OF SCHEDULE		OPP. STRENGTH OF SCHEDULE		TEAM RPI		ADJ RPI		CONF. RPI		ADJ CONF. RPI					
DIV. I ONLY		10-7-3		.575	117	3-6-1		4		11		24		.61478	24	1		1					
DIV. I NON-CONF.		6-1-2		.77778	36	0-1-0		26		35		17		.64547	16	1		1					
<hr/>																							
TOTALS		RPI 1-25		RPI 26-50		W-L RECORDS		RPI 51-100		RPI 101-150		RPI 150+											
10-7-3		1-6-2		1-1-1		OVERALL		3-0-0		2-0-0		3-0-0											
5-2-2		1-1-1		0-1-1		HOME		0-0-0		2-0-0		2-0-0											
5-5-1		0-5-1		1-0-0		AWAY		3-0-0		0-0-0		1-0-0											
0-0-0		0-0-0		0-0-0		NEUTRAL		0-0-0		0-0-0		0-0-0											
6-1-2		0-1-2		0-0-0		NON-CONFERENCE		3-0-0		1-0-0		2-0-0											
2-1-1		0-1-1		0-0-0		HOME		0-0-0		1-0-0		1-0-0											
4-0-1		0-0-1		0-0-		AWAY		3-0-0		0-0-0		1-0-0											
0-0-0		0-0-0		0-0-0		NEUTRAL		0-0-0		0-0-0		0-0-0											
4-6-1		1-5-0		1-1-1		CONFERENCE		0-0-0		1-0-0		1-0-0											
3-1-1		1-0-0		0-1-1		HOME		0-0-0		1-0-0		1-0-0											
1-5-0		0-5-0		1-0-0		AWAY		0-0-0		0-0-0		0-0-0											
0-0-0		0-0-0		0-0-0		NEUTRAL		0-0-0		0-0-0		0-0-0											
RPI	S	Opponent		Score		RPI	S	Opponent		Score		RPI	S	Opponent		Score		RPI	S	Opponent		Score	
1	A	Stanford		1	1	28	A	Virginia Tech		2	1	67	A	Connecticut		4	3	113	H	Clemson		5	1
4	A	Florida St.		0	4	33	H	Maryland		2	3	68	A	Boston U.		3	1	144	H	Providence		3	0
4	H	Florida St.		3	2	46	H	Miami (FL)		0	0	95	A	Harvard		8	1	153	H	Northeastern		2	0
8	A	Virginia		1	5													187	H	North Carolina St.		6	2
10	A	North Carolina		0	1													257	A	Pacific		3	0
12	A	Wake Forest		0	2																		
15	A	Duke		2	4																		
19	H	UCF		2	2																		
23	H	Pepperdine		0	1																		
<hr/>																							
LAST 10 GAMES																							
				4 A Florida St.		0	4					33 H Maryland		2	3								
				8 A Virginia		1	5					15 A Duke		2	4								
				46 H Miami (FL)		0	0					10 A North Carolina		0	1								
				4 H Florida St.		3	2					23 H Pepperdine		0	1								
				187 H North Carolina St.		6	2					28 A Virginia Tech		2	1								

Non-Div. I Games:

Boston College



Average RPI Win: 127		WON-LOST	WINNING	LAST 10	STRENGTH OF		OPP. STRENGTH	TEAM	ADJ		CONF.	ADJ CONF.
Average RPI Loss: 36		RECORD	PCT. RANK	GAMES	SCHEDULE		OF SCHEDULE	RPI	RPI		RPI	RPI
DIV. I ONLY		14-4-1	.76316	20	7-2-1		63	73	26		.61148	25
DIV. I NON-CONF.		9-2-0	.81818	25	2-0-0		91	96	36		.60968	35
TOTALS		RPI 1-25	RPI 26-50		W-L RECORDS		RPI 51-100		RPI 101-150		RPI 150+	
14-4-1		0-2-0	2-1-0		OVERALL		5-1-1		2-0-0		5-0-0	
8-1-0		0-1-0	0-0-0		HOME		3-0-0		1-0-0		4-0-0	
3-3-1		0-1-0	0-1-0		AWAY		2-1-1		1-0-0		0-0-0	
3-0-0		0-0-0	2-0-0		NEUTRAL		0-0-0		0-0-0		1-0-0	
9-2-0		0-0-0	2-1-0		NON-CONFERENCE		1-1-0		1-0-0		5-0-0	
5-0-0		0-0-0	0-0-0		HOME		1-0-0		0-0-0		4-0-0	
1-2-0		0-0-0	0-0-		AWAY		0-1-0		1-0-0		0-0-0	
3-0-0		0-0-0	2-0-0		NEUTRAL		0-0-0		0-0-0		1-0-0	
5-2-1		0-2-0	0-0-0		CONFERENCE		4-0-1		1-0-0		0-0-0	
3-1-0		0-1-0	0-0-0		HOME		2-0-0		1-0-0		0-0-0	
2-1-1		0-1-0	0-0-0		AWAY		2-0-1		0-0-0		0-0-0	
0-0-0		0-0-0	0-0-0		NEUTRAL		0-0-0		0-0-0		0-0-0	
RPI S	Opponent	Score	RPI S	Opponent	Score	RPI S	Opponent	Score	RPI S	Opponent	Score	
11 H	Baylor	2 3	38 N	Stephen F. Austin	1 0	63 A	Ole Miss	0 2	102 A	Cal St. Fullerton	2 1	
20 A	West Virginia	2 3	40 N	Long Beach St.	3 2	64 A	Kansas	3 1	114 H	Iowa St.	2 1	
			50 A	Auburn	1 2	73 H	Oklahoma St.	2 0	157 N	Montana	4 0	
						83 A	TCU	1 1	159 H	Nevada	1 0	
						86 A	Texas	1 0	236 H	Idaho	2 1	
						89 H	New Mexico	2 0	244 H	Francis Marion	3 0	
						97 H	Oklahoma	2 1	281 H	New Mexico St.	5 0	
LAST 10 GAMES												
	73 H Oklahoma St.	2 0		11 H Baylor	2 3							
	64 A Kansas	3 1		114 H Iowa St.	2 1							
	83 A TCU	1 1		97 H Oklahoma	2 1							
	244 H Francis Marion	3 0		281 H New Mexico St.	5 0							
	86 A Texas	1 0		20 A West Virginia	2 3							

Non-Div. I Games:

Texas Tech

Average RPI Win: 101		WON-LOST RECORD		WINNING PCT. RANK		LAST 10 GAMES		STRENGTH OF SCHEDULE		OPP. STRENGTH OF SCHEDULE		TEAM RPI		ADJ RPI		CONF. RPI		ADJ CONF. RPI	
DIV. I ONLY		13-5-1		.71053 44		6-3-1		40		54		27		.61051 26		4		4	
DIV. I NON-CONF.		5-1-0		.83333 20		0-0-0		40		159		24		.62989 23		2		2	
TOTALS		RPI 1-25		RPI 26-50		W-L RECORDS		RPI 51-100		RPI 101-150		RPI 150+							
13-5-1		2-0-1		2-1-0		OVERALL		4-3-0		2-1-0		3-0-0							
9-1-1		1-0-1		1-0-0		HOME		2-1-0		2-0-0		3-0-0							
4-3-0		1-0-0		1-1-0		AWAY		2-2-0		0-0-0		0-0-0							
0-1-0		0-0-0		0-0-0		NEUTRAL		0-0-0		0-1-0		0-0-0							
5-1-0		0-0-0		1-0-0		NON-CONFERENCE		1-0-0		0-1-0		3-0-0							
4-0-0		0-0-0		0-0-0		HOME		1-0-0		0-0-0		3-0-0							
1-0-0		0-0-0		1-0-		AWAY		0-0-0		0-0-0		0-0-0							
0-1-0		0-0-0		0-0-0		NEUTRAL		0-0-0		0-1-0		0-0-0							
8-4-1		2-0-1		1-1-0		CONFERENCE		3-3-0		2-0-0		0-0-0							
5-1-1		1-0-1		1-0-0		HOME		1-1-0		2-0-0		0-0-0							
3-3-0		1-0-0		0-1-0		AWAY		2-2-0		0-0-0		0-0-0							
0-0-0		0-0-0		0-0-0		NEUTRAL		0-0-0		0-0-0		0-0-0							
RPI	S	Opponent		Score		RPI	S	Opponent		Score		RPI	S	Opponent		Score			
9	H	Florida		2 1		31	A	Missouri		1 2		54	A	LSU		2 1			
13	A	Tennessee		1 0		39	A	Louisville		2 0		63	A	Ole Miss		0 2			
14	H	Texas A&M		2 2		50	H	Auburn		2 1		65	A	Arkansas		2 3			
												74	H	UNC Greensboro		2 0			
												92	A	Georgia		1 0			
												96	H	Alabama		1 2			
												100	H	South Carolina		1 0			
LAST 10 GAMES																			
						106	H	Vanderbilt		3 0		63	A	Ole Miss		0 2			
						50	H	Auburn		2 1		31	A	Missouri		1 2			
						100	H	South Carolina		1 0		96	H	Alabama		1 2			
						92	A	Georgia		1 0		14	H	Texas A&M		2 2			
						13	A	Tennessee		1 0		54	A	LSU		2 1			

Non-Div. I Games:

Kentucky

Average RPI Win:		118	WON-LOST RECORD		WINNING PCT. RANK		LAST 10 GAMES		STRENGTH OF SCHEDULE		OPP. STRENGTH OF SCHEDULE		TEAM RPI		ADJ RPI		CONF. RPI		ADJ CONF. RPI				
DIV. I ONLY			15-4-0		.78947 16		9-1-0		74		44		23		.61005 27		2		2				
DIV. I NON-CONF.			7-2-0		.77778 36		1-0-0		120		81		49		.58622 49		3		3				
TOTALS		RPI 1-25		RPI 26-50		W-L RECORDS		RPI 51-100		RPI 101-150		RPI 150+											
15-4-0		0-2-0		4-1-0		OVERALL		3-0-0		3-1-0		5-0-0											
7-3-0		0-1-0		3-1-0		HOME		1-0-0		1-1-0		2-0-0											
8-1-0		0-1-0		1-0-0		AWAY		2-0-0		2-0-0		3-0-0											
0-0-0		0-0-0		0-0-0		NEUTRAL		0-0-0		0-0-0		0-0-0											
7-2-0		0-1-0		0-1-0		NON-CONFERENCE		1-0-0		1-0-0		5-0-0											
3-2-0		0-1-0		0-1-0		HOME		1-0-0		0-0-0		2-0-0											
4-0-0		0-0-0		0-0-		AWAY		0-0-0		1-0-0		3-0-0											
0-0-0		0-0-0		0-0-0		NEUTRAL		0-0-0		0-0-0		0-0-0											
8-2-0		0-1-0		4-0-0		CONFERENCE		2-0-0		2-1-0		0-0-0											
4-1-0		0-0-0		3-0-0		HOME		0-0-0		1-1-0		0-0-0											
4-1-0		0-1-0		1-0-0		AWAY		2-0-0		1-0-0		0-0-0											
0-0-0		0-0-0		0-0-0		NEUTRAL		0-0-0		0-0-0		0-0-0											
RPI	S	Opponent		Score		RPI	S	Opponent		Score		RPI	S	Opponent		Score		RPI	S	Opponent		Score	
2	A	UCLA		0 3		31	H	Missouri		2 3		57	A	Utah		3 1		108	A	Cal Poly		4 1	
7	H	Santa Clara		0 1		32	H	Washington		2 1		79	A	Colorado		3 2		111	H	Arizona		1 2	
						37	A	Arizona St.		2 0		88	H	Penn		1 0		125	H	Oregon		2 0	
						42	H	Oregon St.		3 1								126	A	Southern California		1 0	
						44	H	Washington St.		3 2								159	A	Nevada		3 0	
																		162	H	San Francisco		3 0	
																		209	A	UC Davis		2 1	
																		248	H	San Jose St.		5 2	
																		257	A	Pacific		3 0	
LAST 10 GAMES																							
						126	A	Southern California		1 0		57	A	Utah		3 1							
						2	A	UCLA		0 3		79	A	Colorado		3 2							
						44	H	Washington St.		3 2		42	H	Oregon St.		3 1							
						32	H	Washington		2 1		125	H	Oregon		2 0							
						37	A	Arizona St.		2 0		159	A	Nevada		3 0							

Non-Div. I Games:

California

Average RPI Win:	120	WON-LOST RECORD	WINNING PCT. RANK	LAST 10 GAMES	STRENGTH OF SCHEDULE	OPP. STRENGTH OF SCHEDULE	TEAM RPI	ADJ RPI	CONF. RPI	ADJ CONF. RPI		
DIV. I ONLY		13-5-1	.71053	44	4-5-1	58	18	29	.60787	28	1	1
DIV. I NON-CONF.		9-0-0	1	1	1-0-0	132	67	18	.64106	18	1	1
<hr/>												
TOTALS	RPI 1-25	RPI 26-50		W-L RECORDS		RPI 51-100		RPI 101-150		RPI 150+		
13-5-1	1-5-0	2-0-1		OVERALL		2-0-0		5-0-0		3-0-0		
6-3-0	0-3-0	1-0-0		HOME		2-0-0		1-0-0		2-0-0		
4-2-1	1-2-0	0-0-1		AWAY		0-0-0		2-0-0		1-0-0		
3-0-0	0-0-0	1-0-0		NEUTRAL		0-0-0		2-0-0		0-0-0		
9-0-0	0-0-0	1-0-0		NON-CONFERENCE		2-0-0		4-0-0		2-0-0		
4-0-0	0-0-0	0-0-0		HOME		2-0-0		1-0-0		1-0-0		
2-0-0	0-0-0	0-0-		AWAY		0-0-0		1-0-0		1-0-0		
3-0-0	0-0-0	1-0-0		NEUTRAL		0-0-0		2-0-0		0-0-0		
4-5-1	1-5-0	1-0-1		CONFERENCE		0-0-0		1-0-0		1-0-0		
2-3-0	0-3-0	1-0-0		HOME		0-0-0		0-0-0		1-0-0		
2-2-1	1-2-0	0-0-1		AWAY		0-0-0		1-0-0		0-0-0		
0-0-0	0-0-0	0-0-0		NEUTRAL		0-0-0		0-0-0		0-0-0		
RPI	S	Opponent	Score	RPI	S	Opponent	Score	RPI	S	Opponent	Score	
4	A	Florida St.	0 1	33	H	Maryland	1 0	72	H	UNC Wilmington	1 0	
8	H	Virginia	0 5	46	A	Miami (FL)	0 0	97	H	Oklahoma	4 1	
10	A	North Carolina	1 3	47	N	Illinois	1 0					
12	A	Wake Forest	3 0									
15	H	Duke	2 3									
24	H	Boston College	1 2									
											</	

Non-Div. I Games:

Virginia Tech

Average RPI Win:		153	WON-LOST RECORD		WINNING PCT. RANK		LAST 10 GAMES		STRENGTH OF SCHEDULE		OPP. STRENGTH OF SCHEDULE		TEAM RPI		ADJ RPI		CONF. RPI		ADJ CONF. RPI					
DIV. I ONLY			12-4-0		.75		25		8-2-0		50		107		30		.60782		29		10		10	
DIV. I NON-CONF.			6-3-0		.66667		75		2-1-0		77		73		54		.58195		54		11		11	
TOTALS		RPI 1-25		RPI 26-50		W-L RECORDS		RPI 51-100		RPI 101-150		RPI 150+												
12-4-0		0-2-0		0-2-0		OVERALL		4-0-0		1-0-0		7-0-0												
7-2-0		0-1-0		0-1-0		HOME		3-0-0		0-0-0		4-0-0												
4-2-0		0-1-0		0-1-0		AWAY		0-0-0		1-0-0		3-0-0												
1-0-0		0-0-0		0-0-0		NEUTRAL		1-0-0		0-0-0		0-0-0												
6-3-0		0-2-0		0-1-0		NON-CONFERENCE		2-0-0		1-0-0		3-0-0												
3-2-0		0-1-0		0-1-0		HOME		1-0-0		0-0-0		2-0-0												
2-1-0		0-1-0		0-0-		AWAY		0-0-0		1-0-0		1-0-0												
1-0-0		0-0-0		0-0-0		NEUTRAL		1-0-0		0-0-0		0-0-0												
6-1-0		0-0-0		0-1-0		CONFERENCE		2-0-0		0-0-0		4-0-0												
4-0-0		0-0-0		0-0-0		HOME		2-0-0		0-0-0		2-0-0												
2-1-0		0-0-0		0-1-0		AWAY		0-0-0		0-0-0		2-0-0												
0-0-0		0-0-0		0-0-0		NEUTRAL		0-0-0		0-0-0		0-0-0												
RPI	S	Opponent		Score		RPI	S	Opponent		Score		RPI	S	Opponent		Score								
19	A	UCF		0	2	41	H	Rutgers		1	2	53	N	South Fla.		2	1							
23	H	Pepperdine		0	1	43	A	Princeton		1	2	68	H	Boston U.		2	1							
												88	H	Penn		2	1							
												95	H	Harvard		2	0							
														145 A Fordham		3	0							
														156 H Yale		3	1							
														161 A Brown		1	0							
														161 H Brown		2	1							
														175 A Maine		3	1							
														202 A Columbia		1	0							
														247 H New Hampshire		3	0							
														290 H NJIT		5	0							
LAST 10 GAMES																								

Non-Div. I Games:

Dartmouth

Average RPI Win:	145	WON-LOST RECORD	WINNING PCT. RANK	LAST 10 GAMES	STRENGTH OF SCHEDULE	OPP. STRENGTH OF SCHEDULE	TEAM RPI	ADJ RPI	CONF. RPI	ADJ CONF. RPI		
DIV. I ONLY		15-2-2	.84211	9	8-1-1	123	56	28	.6077	30	7	7
DIV. I NON-CONF.		6-1-1	.8125	27	0-0-0	136	42	43	.59447	43	7	7
<hr/>												
TOTALS	RPI 1-25	RPI 26-50		W-L RECORDS		RPI 51-100		RPI 101-150		RPI 150+		
15-2-2	1-1-1	1-0-1		OVERALL		1-1-0		7-0-0		5-0-0		
9-0-0	1-0-0	0-0-0		HOME		1-0-0		4-0-0		3-0-0		
5-2-1	0-1-0	1-0-1		AWAY		0-1-0		2-0-0		2-0-0		
1-0-1	0-0-1	0-0-0		NEUTRAL		0-0-0		1-0-0		0-0-0		
<hr/>												
6-1-1	0-1-1	0-0-0		NON-CONFERENCE		0-0-0		2-0-0		4-0-0		
3-0-0	0-0-0	0-0-0		HOME		0-0-0		0-0-0		3-0-0		
2-1-0	0-1-0	0-0-		AWAY		0-0-0		1-0-0		1-0-0		
1-0-1	0-0-1	0-0-0		NEUTRAL		0-0-0		1-0-0		0-0-0		
<hr/>												
9-1-1	1-0-0	1-0-1		CONFERENCE		1-1-0		5-0-0		1-0-0		
6-0-0	1-0-0	0-0-0		HOME		1-0-0		4-0-0		0-0-0		
3-1-1	0-0-0	1-0-1		AWAY		0-1-0		1-0-0		1-0-0		
0-0-0	0-0-0	0-0-0		NEUTRAL		0-0-0		0-0-0		0-0-0		
<hr/>												
RPI S	Opponent	Score		RPI S	Opponent	Score		RPI S	Opponent	Score		
1 A	Stanford	0	6	39 A	Louisville	1	1	67 H	Connecticut	4	0	
7 N	Santa Clara	1	1	41 A	Rutgers	1	0	99 A	Villanova	0	1	
18 H	Notre Dame	2	0									

Non-Div. I Games:

Georgetown

Average RPI Win: 97		WON-LOST	WINNING	LAST 10	STRENGTH OF		OPP. STRENGTH	TEAM	ADJ		CONF.	ADJ CONF.
Average RPI Loss: 29		RECORD	PCT. RANK	GAMES	SCHEDULE		OF SCHEDULE	RPI	RPI		RPI	RPI
DIV. I ONLY		13-6-0	.68421	54	51		16	33	.60598		31	4
DIV. I NON-CONF.		5-1-0	.83333	20	64		28	22	.63445		22	2
TOTALS		RPI 1-25	RPI 26-50		W-L RECORDS		RPI 51-100		RPI 101-150		RPI 150+	
13-6-0		0-4-0	4-0-0		OVERALL		5-2-0		2-0-0		2-0-0	
8-2-0		0-0-0	2-0-0		HOME		2-2-0		2-0-0		2-0-0	
5-4-0		0-4-0	2-0-0		AWAY		3-0-0		0-0-0		0-0-0	
0-0-0		0-0-0	0-0-0		NEUTRAL		0-0-0		0-0-0		0-0-0	
5-1-0		0-1-0	2-0-0		NON-CONFERENCE		1-0-0		0-0-0		2-0-0	
4-0-0		0-0-0	1-0-0		HOME		1-0-0		0-0-0		2-0-0	
1-1-0		0-1-0	1-0-		AWAY		0-0-0		0-0-0		0-0-0	
0-0-0		0-0-0	0-0-0		NEUTRAL		0-0-0		0-0-0		0-0-0	
8-5-0		0-3-0	2-0-0		CONFERENCE		4-2-0		2-0-0		0-0-0	
4-2-0		0-0-0	1-0-0		HOME		1-2-0		2-0-0		0-0-0	
4-3-0		0-3-0	1-0-0		AWAY		3-0-0		0-0-0		0-0-0	
0-0-0		0-0-0	0-0-0		NEUTRAL		0-0-0		0-0-0		0-0-0	
RPI S	Opponent	Score	RPI S	Opponent	Score	RPI S	Opponent	Score	RPI S	Opponent	Score	
9 A	Florida	1 2	26 H	Kentucky	2 1	54 H	LSU	1 3	106 H	Vanderbilt	2 0	
13 A	Tennessee	0 1	27 A	California	3 2	63 H	Ole Miss	2 1	129 H	Mississippi St.	2 0	
14 A	Texas A&M	1 2	37 H	Arizona St.	4 1	65 H	Arkansas	1 2	193 H	UC Santa Barbara	2 0	
16 A	Ohio St.	0 1	50 A	Auburn	2 0	80 H	Memphis	5 1	266 H	Tennessee Tech	2 0	
						92 A	Georgia	2 1				
						96 A	Alabama	2 1				
						100 A	South Carolina	1 0				
LAST 10 GAMES												
14 A	Texas A&M	1 2	129 H	Mississippi St.	2 0							
54 H	LSU	1 3	26 H	Kentucky	2 1							
65 H	Arkansas	1 2	13 A	Tennessee	0 1							
96 A	Alabama	2 1	92 A	Georgia	2 1							
9 A	Florida	1 2	106 H	Vanderbilt	2 0							

Non-Div. I Games:

Missouri

Average RPI Win:	93	WON-LOST RECORD	WINNING PCT. RANK	LAST 10 GAMES	STRENGTH OF SCHEDULE	OPP. STRENGTH OF SCHEDULE	TEAM RPI	ADJ RPI	CONF. RPI	ADJ CONF. RPI					
DIV. I ONLY		10-6-3	.60526	97	3-5-2	15	32	32	.60513	32	2	2			
DIV. I NON-CONF.		7-1-1	.83333	20	0-0-0	14	57	10	.66804	12	3	3			
<hr/>															
TOTALS	RPI 1-25	RPI 26-50		W-L RECORDS		RPI 51-100		RPI 101-150		RPI 150+					
10-6-3	1-3-0	1-1-1		OVERALL		3-1-1		5-1-1		0-0-0					
5-1-2	1-1-0	1-0-1		HOME		1-0-0		2-0-1		0-0-0					
5-5-1	0-2-0	0-1-0		AWAY		2-1-1		3-1-0		0-0-0					
0-0-0	0-0-0	0-0-0		NEUTRAL		0-0-0		0-0-0		0-0-0					
7-1-1	1-1-0	0-0-0		NON-CONFERENCE		2-0-1		4-0-0		0-0-0					
3-0-0	1-0-0	0-0-0		HOME		1-0-0		1-0-0		0-0-0					
4-1-1	0-1-0	0-0-		AWAY		1-0-1		3-0-0		0-0-0					
0-0-0	0-0-0	0-0-0		NEUTRAL		0-0-0		0-0-0		0-0-0					
3-5-2	0-2-0	1-1-1		CONFERENCE		1-1-0		1-1-1		0-0-0					
2-1-2	0-1-0	1-0-1		HOME		0-0-0		1-0-1		0-0-0					
1-4-0	0-1-0	0-1-0		AWAY		1-1-0		0-1-0		0-0-0					
0-0-0	0-0-0	0-0-0		NEUTRAL		0-0-0		0-0-0		0-0-0					
RPI	S	Opponent	Score	RPI	S	Opponent	Score	RPI	S	Opponent	Score				
1	A	Stanford	0 3	27	A	California	1 2	51	H	La Salle	2 0	111	H	Arizona	1 1
2	H	UCLA	0 1	37	H	Arizona St.	2 0	57	A	Utah	0 2	112	A	Colgate	3 0
6	A	BYU	1 3	42	H	Oregon St.	2 2	79	A	Colorado	2 1	125	H	Oregon	2 0
18	H	Notre Dame	3 0					85	A	Utah St.	1 1	126	A	Southern California	0 1
								91	A	Syracuse	2 1	136	A	Seattle	2 0
												139	A	Gonzaga	1 0
												141	H	Fresno St.	3 1
<hr/>															
LAST 10 GAMES															
				42	H	Oregon St.	2 2	37	H	Arizona St.	2 0				
				125	H	Oregon	2 0	111	H	Arizona	1 1				
				1	A	Stanford	0 3	57	A	Utah	0 2				
				27	A	California	1 2	79	A	Colorado	2 1				
				2	H	UCLA	0 1	126	A	Southern California	0 1				

Non-Div. I Games:

Washington



Average RPI Win:	109	WON-LOST RECORD	WINNING PCT. RANK	LAST 10 GAMES	STRENGTH OF SCHEDULE	OPP. STRENGTH OF SCHEDULE	TEAM RPI	ADJ RPI	CONF. RPI	ADJ CONF. RPI		
DIV. I ONLY		12-5-2	.68421	54	6-3-1	48	19	31	.60358	33	1	1
DIV. I NON-CONF.		5-2-1	.6875	67	1-0-0	152	87	88	.55443	87	1	1
<hr/>												
TOTALS	RPI 1-25	RPI 26-50		W-L RECORDS		RPI 51-100		RPI 101-150		RPI 150+		
12-5-2	4-2-1	1-2-0		OVERALL		2-0-1		1-1-0		4-0-0		
6-3-0	2-1-0	1-1-0		HOME		0-0-0		1-1-0		2-0-0		
6-2-2	2-1-1	0-1-0		AWAY		2-0-1		0-0-0		2-0-0		
0-0-0	0-0-0	0-0-0		NEUTRAL		0-0-0		0-0-0		0-0-0		
5-2-1	0-1-0	0-0-0		NON-CONFERENCE		2-0-1		0-1-0		3-0-0		
2-1-0	0-0-0	0-0-0		HOME		0-0-0		0-1-0		2-0-0		
3-1-1	0-1-0	0-0-		AWAY		2-0-1		0-0-0		1-0-0		
0-0-0	0-0-0	0-0-0		NEUTRAL		0-0-0		0-0-0		0-0-0		
7-3-1	4-1-1	1-2-0		CONFERENCE		0-0-0		1-0-0		1-0-0		
4-2-0	2-1-0	1-1-0		HOME		0-0-0		1-0-0		0-0-0		
3-1-1	2-0-1	0-1-0		AWAY		0-0-0		0-0-0		1-0-0		
0-0-0	0-0-0	0-0-0		NEUTRAL		0-0-0		0-0-0		0-0-0		
RPI	S	Opponent	Score	RPI	S	Opponent	Score	RPI	S	Opponent	Score	
4	H	Florida St.	0 1	28	A	Virginia Tech	0 1	82	A	Navy	3 0	
8	H	Virginia	3 1	46	H	Miami (FL)	2 1	96	A	Alabama	2 1	
10	H	North Carolina	2 1	46	H	Miami (FL)	0 1	99	A	Villanova	0 0	
12	A	Wake Forest	2 1									
15	A	Duke	2 2									
16	A	Ohio St.	0 1									
24	A	Boston College	3 2									
						</						

Non-Div. I Games:

Maryland

Average RPI Win:	157	WON-LOST RECORD	WINNING PCT. RANK	LAST 10 GAMES	STRENGTH OF SCHEDULE	OPP. STRENGTH OF SCHEDULE	TEAM RPI	ADJ RPI	CONF. RPI	ADJ CONF. RPI				
DIV. I ONLY		14-1-4	.84211	9	8-0-2	147	96	36	.60063	34	15	15		
DIV. I NON-CONF.		8-1-2	.81818	25	2-0-0	84	34	27	.6236	27	14	14		
<hr/>														
TOTALS	RPI 1-25	RPI 26-50		W-L RECORDS		RPI 51-100		RPI 101-150		RPI 150+				
14-1-4	1-0-0	0-1-0		OVERALL		4-0-2		1-0-1		8-0-1				
6-0-1	0-0-0	0-0-0		HOME		3-0-1		0-0-0		3-0-0				
6-0-2	1-0-0	0-0-0		AWAY		1-0-1		1-0-1		3-0-0				
2-1-1	0-0-0	0-1-0		NEUTRAL		0-0-0		0-0-0		2-0-1				
8-1-2	1-0-0	0-1-0		NON-CONFERENCE		4-0-1		0-0-0		3-0-1				
3-0-0	0-0-0	0-0-0		HOME		3-0-0		0-0-0		0-0-0				
3-0-1	1-0-0	0-0-		AWAY		1-0-1		0-0-0		1-0-0				
2-1-1	0-0-0	0-1-0		NEUTRAL		0-0-0		0-0-0		2-0-1				
6-0-2	0-0-0	0-0-0		CONFERENCE		0-0-1		1-0-1		5-0-0				
3-0-1	0-0-0	0-0-0		HOME		0-0-1		0-0-0		3-0-0				
3-0-1	0-0-0	0-0-0		AWAY		0-0-0		1-0-1		2-0-0				
0-0-0	0-0-0	0-0-0		NEUTRAL		0-0-0		0-0-0		0-0-0				
RPI	S	Opponent	Score		RPI	S	Opponent	Score		RPI	S	Opponent	Score	
17	A	Portland	3	1	45	N	Colorado Col.	0	1	59	H	UC Irvine	4	0
										64	A	Kansas	1	0
										79	H	Colorado	4	1
										83	H	TCU	2	1
										85	H	Utah St.	0	0
										86	A	Texas	3	3
										136	A	Seattle	2	0
										142	A	Louisiana Tech	1	1
										152	N	Wright St.	1	1
										158	A	Saint Louis	1	0
										186	N	Northern Colo.	2	1
										201	N	LIU Brooklyn	2	0
										219	H	Texas St.	1	0
										228	H	UTSA	4	2
										236	A	Idaho	5	1
										248	H	San Jose St.	4	0
										281	A	New Mexico St.	3	0
					LAST 10 GAMES									
										136	A	Seattle	2	0
										142	A	Louisiana Tech	1	1
										85	H	Utah St.	0	0
										248	H	San Jose St.	4	0
										17	A	Portland	3	1
										83	H	TCU	2	1

Non-Div. I Games:

Denver

Average RPI Win:	175	WON-LOST RECORD	WINNING PCT. RANK	LAST 10 GAMES	STRENGTH OF SCHEDULE	OPP. STRENGTH OF SCHEDULE	TEAM RPI	ADJ RPI	CONF. RPI	ADJ CONF. RPI		
DIV. I ONLY		14-5-1	.725	39	8-2-0	55	118	35	.6005	35	14	14
DIV. I NON-CONF.		4-3-1	.5625	128	0-0-0	7	36	25	.62529	26	15	15
<hr/>												
TOTALS	RPI 1-25	RPI 26-50		W-L RECORDS		RPI 51-100		RPI 101-150		RPI 150+		
14-5-1	1-2-1	1-0-0		OVERALL		0-2-0		1-1-0		11-0-0		
5-1-0	0-0-0	0-0-0		HOME		0-1-0		1-0-0		4-0-0		
8-4-1	0-2-1	1-0-0		AWAY		0-1-0		0-1-0		7-0-0		
1-0-0	1-0-0	0-0-0		NEUTRAL		0-0-0		0-0-0		0-0-0		
<hr/>												
4-3-1	1-2-1	1-0-0		NON-CONFERENCE		0-1-0		0-0-0		2-0-0		
0-0-0	0-0-0	0-0-0		HOME		0-0-0		0-0-0		0-0-0		
3-3-1	0-2-1	1-0-		AWAY		0-1-0		0-0-0		2-0-0		
1-0-0	1-0-0	0-0-0		NEUTRAL		0-0-0		0-0-0		0-0-0		
<hr/>												
10-2-0	0-0-0	0-0-0		CONFERENCE		0-1-0		1-1-0		9-0-0		
5-1-0	0-0-0	0-0-0		HOME		0-1-0		1-0-0		4-0-0		
5-1-0	0-0-0	0-0-0		AWAY		0-0-0		0-1-0		5-0-0		
0-0-0	0-0-0	0-0-0		NEUTRAL		0-0-0		0-0-0		0-0-0		
<hr/>												
RPI S	Opponent	Score		RPI S	Opponent	Score		RPI S	Opponent	Score		
3 A	Penn St.	0	5	48 A	Dayton	4	2	52 H	Miami (OH)	0	1	
14 A	Texas A&M	0	2					93 A	Purdue	0	2	
20 N	West Virginia	2	0									
22 A	Marquette	0	0									

Non-Div. I Games:

Central Mich.

Average RPI Win: 129		WON-LOST	WINNING	LAST 10	STRENGTH OF		OPP. STRENGTH	TEAM	ADJ	CONF.	ADJ CONF.				
Average RPI Loss: 41		RECORD	PCT. RANK	GAMES	SCHEDULE		OF SCHEDULE	RPI	RPI	RPI	RPI				
DIV. I ONLY		12-6-1	.65789	67	5-4-1		34	57	34	.60004	36	3	3		
DIV. I NON-CONF.		7-1-0	.875	11	1-0-0		41	110	16	.64443	17	4	4		
TOTALS		RPI 1-25	RPI 26-50		W-L RECORDS		RPI 51-100		RPI 101-150		RPI 150+				
12-6-1		1-3-1	1-1-0		OVERALL		4-1-0		3-1-0		3-0-0				
7-2-0		1-1-0	1-0-0		HOME		1-0-0		2-1-0		2-0-0				
5-4-1		0-2-1	0-1-0		AWAY		3-1-0		1-0-0		1-0-0				
0-0-0		0-0-0	0-0-0		NEUTRAL		0-0-0		0-0-0		0-0-0				
7-1-0		1-1-0	0-0-0		NON-CONFERENCE		1-0-0		2-0-0		3-0-0				
4-0-0		1-0-0	0-0-0		HOME		0-0-0		1-0-0		2-0-0				
3-1-0		0-1-0	0-0-		AWAY		1-0-0		1-0-0		1-0-0				
0-0-0		0-0-0	0-0-0		NEUTRAL		0-0-0		0-0-0		0-0-0				
5-5-1		0-2-1	1-1-0		CONFERENCE		3-1-0		1-1-0		0-0-0				
3-2-0		0-1-0	1-0-0		HOME		1-0-0		1-1-0		0-0-0				
2-3-1		0-1-1	0-1-0		AWAY		2-1-0		0-0-0		0-0-0				
0-0-0		0-0-0	0-0-0		NEUTRAL		0-0-0		0-0-0		0-0-0				
RPI S	Opponent	Score		RPI S	Opponent	Score		RPI S	Opponent	Score		RPI S	Opponent	Score	
2 A	UCLA	0	2	47 H	Illinois	2	1	61 A	Iowa	1	2	109 H	Nebraska	2	3
3 A	Penn St.	1	2	49 A	Minnesota	2	3	71 H	Northwestern	2	1	118 H	Michigan St.	1	0
16 A	Ohio St.	0	0					76 A	Loyola Marymount	4	2	119 H	Illinois St.	3	2
18 H	Notre Dame	1	0					93 A	Purdue	4	2	138 A	Milwaukee	2	1
21 H	Michigan	0	3					94 A	Indiana	2	1	226 H	Loyola Chicago	4	0
												270 H	South Dakota St.	5	0
												277 A	Green Bay	2	0
LAST 10 GAMES															
61 A	Iowa	1	2	277 A	Green Bay	2	0								
94 A	Indiana	2	1	109 H	Nebraska	2	3								
93 A	Purdue	4	2	16 A	Ohio St.	0	0								
47 H	Illinois	2	1	49 A	Minnesota	2	3								
71 H	Northwestern	2	1	21 H	Michigan	0	3								

Non-Div. I Games:

Wisconsin

Average RPI Win:		97	WON-LOST RECORD		WINNING PCT. RANK		LAST 10 GAMES		STRENGTH OF SCHEDULE		OPP. STRENGTH OF SCHEDULE		TEAM RPI	ADJ RPI		CONF. RPI	ADJ CONF. RPI
DIV. I ONLY			9-8-2		.52632 142		5-4-1		5		31		38	.59464 37		2	2
DIV. I NON-CONF.			4-4-1		.5 153		0-0-0		20		49		56	.58032 55		3	3
TOTALS		RPI 1-25		RPI 26-50		W-L RECORDS		RPI 51-100		RPI 101-150		RPI 150+					
9-8-2		1-3-0		1-3-1		OVERALL		4-1-1		2-1-0		1-0-0					
4-3-0		1-1-0		0-1-0		HOME		2-0-0		1-1-0		0-0-0					
3-5-2		0-2-0		1-2-1		AWAY		0-1-1		1-0-0		1-0-0					
2-0-0		0-0-0		0-0-0		NEUTRAL		2-0-0		0-0-0		0-0-0					
4-4-1		1-1-0		0-1-0		NON-CONFERENCE		2-1-1		0-1-0		1-0-0					
1-1-0		1-0-0		0-0-0		HOME		0-0-0		0-1-0		0-0-0					
1-3-1		0-1-0		0-0-		AWAY		0-1-1		0-0-0		1-0-0					
2-0-0		0-0-0		0-0-0		NEUTRAL		2-0-0		0-0-0		0-0-0					
5-4-1		0-2-0		1-2-1		CONFERENCE		2-0-0		2-0-0		0-0-0					
3-2-0		0-1-0		0-1-0		HOME		2-0-0		1-0-0		0-0-0					
2-2-1		0-1-0		1-1-1		AWAY		0-0-0		1-0-0		0-0-0					
0-0-0		0-0-0		0-0-0		NEUTRAL		0-0-0		0-0-0		0-0-0					
RPI	S	Opponent		Score		RPI	S	Opponent		Score		RPI	S	Opponent		Score	
1	A	Stanford		0	3	27	H	California		0	2	55	A	Cal St. Northridge		0	1
2	H	UCLA		1	4	31	A	Missouri		1	4	57	H	Utah		4	1
5	A	San Diego St.		0	2	32	A	Washington		0	2	64	A	Kansas		2	2
23	H	Pepperdine		1	0	42	A	Oregon St.		1	1	76	N	Loyola Marymount		3	0
						44	A	Washington St.		1	0	79	H	Colorado		2	1
												90	N	FIU		3	0
LAST 10 GAMES																	
						79	H	Colorado		2	1	32	A	Washington		0	2
						57	H	Utah		4	1	44	A	Washington St.		1	0
						125	A	Oregon		2	1	2	H	UCLA		1	4
						42	A	Oregon St.		1	1	126	H	Southern California		5	4
						27	H	California		0	2	1	A	Stanford		0	3

Non-Div. I Games:

Arizona St.

Average RPI Win:	200	WON-LOST	WINNING	LAST 10	STRENGTH OF	OPP. STRENGTH	TEAM	ADJ	CONF.	ADJ CONF.		
Average RPI Loss:	30	RECORD	PCT. RANK	GAMES	SCHEDULE	OF SCHEDULE	RPI	RPI	RPI	RPI		
DIV. I ONLY	15-3-0	.83333	12	9-1-0	106	168	37	.59452	38	17	17	
DIV. I NON-CONF.	7-3-0	.7	63	1-1-0	95	109	58	.57453	61	22	22	
<hr/>												
TOTALS	RPI 1-25	RPI 26-50		W-L RECORDS	RPI 51-100		RPI 101-150		RPI 150+			
15-3-0	0-2-0	0-0-0		OVERALL	2-1-0		2-0-0		11-0-0			
7-0-0	0-0-0	0-0-0		HOME	1-0-0		2-0-0		4-0-0			
8-2-0	0-1-0	0-0-0		AWAY	1-1-0		0-0-0		7-0-0			
0-1-0	0-1-0	0-0-0		NEUTRAL	0-0-0		0-0-0		0-0-0			
<hr/>												
7-3-0	0-2-0	0-0-0		NON-CONFERENCE	2-1-0		1-0-0		4-0-0			
3-0-0	0-0-0	0-0-0		HOME	1-0-0		1-0-0		1-0-0			
4-2-0	0-1-0	0-0-		AWAY	1-1-0		0-0-0		3-0-0			
0-1-0	0-1-0	0-0-0		NEUTRAL	0-0-0		0-0-0		0-0-0			
<hr/>												
8-0-0	0-0-0	0-0-0		CONFERENCE	0-0-0		1-0-0		7-0-0			
4-0-0	0-0-0	0-0-0		HOME	0-0-0		1-0-0		3-0-0			
4-0-0	0-0-0	0-0-0		AWAY	0-0-0		0-0-0		4-0-0			
0-0-0	0-0-0	0-0-0		NEUTRAL	0-0-0		0-0-0		0-0-0			
<hr/>												
RPI S	Opponent	Score		RPI S	Opponent	Score		RPI S	Opponent	Score		
11 A	Baylor	0	4			54 A	LSU	1	2	115 H	Houston	2 0
25 N	Texas Tech	0	1			62 H	Rice	1	0	134 H	Oral Roberts	5 0
						83 A	TCU	2	0	178 A	Houston Baptist	2 0
										181 H	Southeastern La.	5 0
										192 A	McNeese St.	2 0
										199 H	Lamar	3 1
										219 A	Texas St.	1 0
										229 H	Sam Houston St.	4 0
										234 A	Central Ark.	1 0
										262 A	Northwestern St.	3 0
										295 A	Nicholls St.	4 2
										300 A	Jackson St.	8 0
										319 H	Ark.-Pine Bluff	4 0
<hr/>												
				LAST 10 GAMES								
				295 A	Nicholls St.	4	2	234 A	Central Ark.	1	0	
				199 H	Lamar	3	1	134 H	Oral Roberts	5	0	
				229 H	Sam Houston St.	4	0	181 H	Southeastern La.	5	0	
				192 A	McNeese St.	2	0	11 A	Baylor	0	4	
				262 A	Northwestern St.	3	0	319 H	Ark.-Pine Bluff	4	0	

Non-Div. I Games:

Stephen F. Austin

Average RPI Win:	139	WON-LOST RECORD	WINNING PCT. RANK	LAST 10 GAMES	STRENGTH OF SCHEDULE	OPP. STRENGTH OF SCHEDULE	TEAM RPI	ADJ RPI	CONF. RPI	ADJ CONF. RPI			
DIV. I ONLY	10-4-4	.66667	63	4-2-4	54	62	39	.59303	39	7	7		
DIV. I NON-CONF.	5-1-0	.83333	20	0-0-0	71	45	23	.62956	24	7	7		
<hr/>													
TOTALS	RPI 1-25	RPI 26-50		W-L RECORDS	RPI 51-100		RPI 101-150		RPI 150+				
10-4-4	0-2-0	0-2-1		OVERALL	4-0-3		2-0-0		4-0-0				
5-1-2	0-0-0	0-1-1		HOME	2-0-1		0-0-0		3-0-0				
3-3-2	0-2-0	0-1-0		AWAY	1-0-2		2-0-0		0-0-0				
2-0-0	0-0-0	0-0-0		NEUTRAL	1-0-0		0-0-0		1-0-0				
<hr/>													
5-1-0	0-0-0	0-1-0		NON-CONFERENCE	3-0-0		0-0-0		2-0-0				
2-1-0	0-0-0	0-1-0		HOME	1-0-0		0-0-0		1-0-0				
1-0-0	0-0-0	0-0-		AWAY	1-0-0		0-0-0		0-0-0				
2-0-0	0-0-0	0-0-0		NEUTRAL	1-0-0		0-0-0		1-0-0				
<hr/>													
5-3-4	0-2-0	0-1-1		CONFERENCE	1-0-3		2-0-0		2-0-0				
3-0-2	0-0-0	0-0-1		HOME	1-0-1		0-0-0		2-0-0				
2-3-2	0-2-0	0-1-0		AWAY	0-0-2		2-0-0		0-0-0				
0-0-0	0-0-0	0-0-0		NEUTRAL	0-0-0		0-0-0		0-0-0				
<hr/>													
RPI S	Opponent	Score	RPI S	Opponent	Score	RPI S	Opponent	Score	RPI S	Opponent	Score		
18 A	Notre Dame	1 2	26 H	Kentucky	0 2	53 A	South Fla.	1 1	127 A	DePaul	2 0		
22 A	Marquette	0 2	30 H	Georgetown	1 1	53 A	South Fla.	0 0	140 A	Seton Hall	3 0		
			41 A	Rutgers	0 3	60 A	Butler	2 0	168 H	St. John's (NY)	6 0		
						74 N	UNC Greensboro	3 0	183 H	Toledo	3 1		
						91 H	Syracuse	1 1	217 N	Southeast Mo. St.	4 0		
						93 H	Purdue	4 3	224 H	Cincinnati	2 1		
						99 H	Villanova	1 0					
<hr/>													
LAST 10 GAMES													
53 A South Fla.						0	0	99 H Villanova				1	0
224 H Cincinnati						2	1	53 A South Fla.				1	1
140 A Seton Hall						3	0	22 A Marquette				0	2
41 A Rutgers						0	3	168 H St. John's (NY)				6	0
30 H Georgetown						1	1	91 H Syracuse				1	1

Non-Div. I Games:

Louisville

Average RPI Win: 136		WON-LOST RECORD	WINNING PCT. RANK	LAST 10 GAMES	STRENGTH OF SCHEDULE	OPP. STRENGTH OF SCHEDULE	TEAM RPI	ADJ RPI	CONF. RPI	ADJ CONF. RPI				
DIV. I ONLY		12-7-0	.63158	81	6-4-0	33	82	40	.59078	40	11	11		
DIV. I NON-CONF.		7-3-0	.7	63	1-0-0	3	29	11	.66898	11	10	10		
<hr/>														
TOTALS		RPI 1-25	RPI 26-50		W-L RECORDS	RPI 51-100		RPI 101-150		RPI 150+				
12-7-0		2-3-0	0-0-0		OVERALL	2-2-0		2-2-0		6-0-0				
7-3-0		2-0-0	0-0-0		HOME	1-2-0		2-1-0		2-0-0				
3-3-0		0-2-0	0-0-0		AWAY	0-0-0		0-1-0		3-0-0				
2-1-0		0-1-0	0-0-0		NEUTRAL	1-0-0		0-0-0		1-0-0				
7-3-0		2-3-0	0-0-0		NON-CONFERENCE	2-0-0		2-0-0		1-0-0				
5-0-0		2-0-0	0-0-0		HOME	1-0-0		2-0-0		0-0-0				
0-2-0		0-2-0	0-0-		AWAY	0-0-0		0-0-0		0-0-0				
2-1-0		0-1-0	0-0-0		NEUTRAL	1-0-0		0-0-0		1-0-0				
5-4-0		0-0-0	0-0-0		CONFERENCE	0-2-0		0-2-0		5-0-0				
2-3-0		0-0-0	0-0-0		HOME	0-2-0		0-1-0		2-0-0				
3-1-0		0-0-0	0-0-0		AWAY	0-0-0		0-1-0		3-0-0				
0-0-0		0-0-0	0-0-0		NEUTRAL	0-0-0		0-0-0		0-0-0				
RPI	S	Opponent	Score		RPI	S	Opponent	Score		RPI	S	Opponent	Score	
6	A	BYU	0	1						102	A	Cal St. Fullerton	1	2
11	H	Baylor	2	1						103	H	Saint Francis (PA)	2	0
14	A	Texas A&M	0	3						108	H	Cal Poly	3	4
21	H	Michigan	2	1						111	H	Arizona	2	1
25	N	Texas Tech	2	3						172	H	Hawaii	5	0
										191	N	Army	2	0
										193	H	UC Santa Barbara	2	1
										209	A	UC Davis	1	0
										232	A	UC Riverside	5	1
										257	A	Pacific	2	0
<hr/>														
LAST 10 GAMES														
		55 H Cal St. Northridge	0	1			108 H Cal Poly	3	4					
		172 H Hawaii	5	0			193 H UC Santa Barbara	2	1					
		59 H UC Irvine	0	1			102 A Cal St. Fullerton	1	2					
		257 A Pacific	2	0			232 A UC Riverside	5	1					
		209 A UC Davis	1	0			77 H San Diego	1	0					

Non-Div. I Games:

Long Beach St.



Average RPI Win: 139		WON-LOST RECORD		WINNING PCT. RANK		LAST 10 GAMES		STRENGTH OF SCHEDULE		OPP. STRENGTH OF SCHEDULE		TEAM RPI		ADJ RPI		CONF. RPI		ADJ CONF. RPI	
DIV. I ONLY		12-7-1		.625 87		5-4-1		30		92		43		.58863 41		7		7	
DIV. I NON-CONF.		7-1-0		.875 11		0-0-0		18		150		13		.66589 13		7		7	
TOTALS		RPI 1-25		RPI 26-50		W-L RECORDS		RPI 51-100		RPI 101-150		RPI 150+							
12-7-1		1-2-1		2-1-0		OVERALL		1-3-0		2-0-0		6-1-0							
7-3-0		1-1-0		1-1-0		HOME		1-1-0		0-0-0		4-0-0							
4-4-1		0-1-1		1-0-0		AWAY		0-2-0		2-0-0		1-1-0							
1-0-0		0-0-0		0-0-0		NEUTRAL		0-0-0		0-0-0		1-0-0							
7-1-0		1-1-0		1-0-0		NON-CONFERENCE		0-0-0		0-0-0		5-0-0							
4-0-0		1-0-0		0-0-0		HOME		0-0-0		0-0-0		3-0-0							
2-1-0		0-1-0		1-0-		AWAY		0-0-0		0-0-0		1-0-0							
1-0-0		0-0-0		0-0-0		NEUTRAL		0-0-0		0-0-0		1-0-0							
5-6-1		0-1-1		1-1-0		CONFERENCE		1-3-0		2-0-0		1-1-0							
3-3-0		0-1-0		1-1-0		HOME		1-1-0		0-0-0		1-0-0							
2-3-1		0-0-1		0-0-0		AWAY		0-2-0		2-0-0		0-1-0							
0-0-0		0-0-0		0-0-0		NEUTRAL		0-0-0		0-0-0		0-0-0							
RPI	S	Opponent		Score		RPI	S	Opponent		Score		RPI	S	Opponent		Score			
14	A	Texas A&M		1	4	29	A	Dartmouth		2	1	53	H	South Fla.		1	0		
16	H	Ohio St.		1	0	30	H	Georgetown		0	1	67	A	Connecticut		1	3		
18	A	Notre Dame		2	2	39	H	Louisville		3	0	91	A	Syracuse		0	1		
22	H	Marquette		0	2							99	H	Villanova		1	2		

Non-Div. I Games:

Rutgers

Average RPI Win: 129		WON-LOST	WINNING	LAST 10	STRENGTH OF		OPP. STRENGTH	TEAM	ADJ		CONF.	ADJ CONF.					
Average RPI Loss: 27		RECORD	PCT. RANK	GAMES	SCHEDULE		OF SCHEDULE	RPI	RPI		RPI	RPI					
DIV. I ONLY		11-5-3	.65789	67	3-4-3		69	27	42	.58685	42	2	2				
DIV. I NON-CONF.		8-1-0	.88889	10	0-0-0		173	66	40	.60308	39	3	3				
<hr/>																	
TOTALS		RPI 1-25		RPI 26-50		W-L RECORDS		RPI 51-100		RPI 101-150		RPI 150+					
11-5-3		1-2-0		0-2-2		OVERALL		2-1-0		5-0-1		3-0-0					
5-2-2		0-1-0		0-0-1		HOME		1-1-0		3-0-1		1-0-0					
6-3-1		1-1-0		0-2-1		AWAY		1-0-0		2-0-0		2-0-0					
0-0-0		0-0-0		0-0-0		NEUTRAL		0-0-0		0-0-0		0-0-0					
8-1-0		1-0-0		0-0-0		NON-CONFERENCE		0-1-0		4-0-0		3-0-0					
3-1-0		0-0-0		0-0-0		HOME		0-1-0		2-0-0		1-0-0					
5-0-0		1-0-0		0-0-		AWAY		0-0-0		2-0-0		2-0-0					
0-0-0		0-0-0		0-0-0		NEUTRAL		0-0-0		0-0-0		0-0-0					
3-4-3		0-2-0		0-2-2		CONFERENCE		2-0-0		1-0-1		0-0-0					
2-1-2		0-1-0		0-0-1		HOME		1-0-0		1-0-1		0-0-0					
1-3-1		0-1-0		0-2-1		AWAY		1-0-0		0-0-0		0-0-0					
0-0-0		0-0-0		0-0-0		NEUTRAL		0-0-0		0-0-0		0-0-0					
RPI	S	Opponent		Score		RPI	S	Opponent		Score		RPI	S	Opponent		Score	
1	A	Stanford		1	5	27	A	California		1	3	57	H	Utah		2	0
2	H	UCLA		1	4	32	A	Washington		2	2	59	H	UC Irvine		0	1
17	A	Portland		1	0	37	H	Arizona St.		1	1	79	A	Colorado		2	0
						44	A	Washington St.		1	2						
	</																

Non-Div. I Games:

Oregon St.

Average RPI Win:		179	WON-LOST RECORD		WINNING PCT. RANK		LAST 10 GAMES		STRENGTH OF SCHEDULE		OPP. STRENGTH OF SCHEDULE		TEAM RPI		ADJ RPI		CONF. RPI		ADJ CONF. RPI					
Average RPI Loss:		24																						
DIV. I ONLY			12-3-1		.78125		17		10-0-0		127		99		44		.58539		43		10		10	
DIV. I NON-CONF.			6-3-1		.65		83		4-0-0		125		72		86		.55572		84		11		11	
TOTALS		RPI 1-25		RPI 26-50		W-L RECORDS		RPI 51-100		RPI 101-150		RPI 150+												
12-3-1		0-2-0		1-0-0		OVERALL		2-1-0		1-0-1		8-0-0												
6-1-1		0-1-0		1-0-0		HOME		1-0-0		1-0-1		3-0-0												
6-1-0		0-1-0		0-0-0		AWAY		1-0-0		0-0-0		5-0-0												
0-1-0		0-0-0		0-0-0		NEUTRAL		0-1-0		0-0-0		0-0-0												
6-3-1		0-2-0		0-0-0		NON-CONFERENCE		1-1-0		1-0-1		4-0-0												
3-1-1		0-1-0		0-0-0		HOME		0-0-0		1-0-1		2-0-0												
3-1-0		0-1-0		0-0-		AWAY		1-0-0		0-0-0		2-0-0												
0-1-0		0-0-0		0-0-0		NEUTRAL		0-1-0		0-0-0		0-0-0												
6-0-0		0-0-0		1-0-0		CONFERENCE		1-0-0		0-0-0		4-0-0												
3-0-0		0-0-0		1-0-0		HOME		1-0-0		0-0-0		1-0-0												
3-0-0		0-0-0		0-0-0		AWAY		0-0-0		0-0-0		3-0-0												
0-0-0		0-0-0		0-0-0		NEUTRAL		0-0-0		0-0-0		0-0-0												
RPI	S	Opponent		Score		RPI	S	Opponent		Score		RPI	S	Opponent		Score		RPI	S	Opponent		Score		
2	A	UCLA		0	7	29	H	Dartmouth		2	1	51	A	La Salle		2	1	104	H	Saint Joseph's		3	0	
12	H	Wake Forest		1	2							59	N	UC Irvine		1	2	112	H	Colgate		4	4	
												95	H	Harvard		3	1	156	A	Yale		2	1	
																		161	H	Brown		2	0	
																		202	A	Columbia		2	1	
																		211	H	Temple		1	0	
																		225	H	Lehigh		6	1	
																		287	A	Cornell		5	1	
																		305	A	Lafayette		5	2	
																		316	A	Saint Peter's		6	1	
LAST 10 GAMES																								
						287	A	Cornell		5	1	161	H	Brown		2	0							
						51	A	La Salle		2	1	29	H	Dartmouth		2	1							
						95	H	Harvard		3	1	316	A	Saint Peter's		6	1							
						202	A	Columbia		2	1	156	A	Yale		2	1							
						225	H	Lehigh		6	1	305	A	Lafayette		5	2							

Non-Div. I Games:

Princeton

Average RPI Win: 125		WON-LOST	WINNING	LAST 10	STRENGTH OF		OPP. STRENGTH	TEAM	ADJ		CONF.	ADJ CONF.
Average RPI Loss: 24		RECORD	PCT. RANK	GAMES	SCHEDULE		OF SCHEDULE	RPI	RPI		RPI	RPI
DIV. I ONLY		11-6-1	.63889	77	5-5-0		65	10	41		.58504	44
DIV. I NON-CONF.		6-2-0	.75	43	0-1-0		137	17	51		.58259	53
TOTALS		RPI 1-25	RPI 26-50		W-L RECORDS		RPI 51-100		RPI 101-150		RPI 150+	
11-6-1		0-3-1	1-2-0		OVERALL		2-1-0		6-0-0		2-0-0	
7-1-0		0-0-0	1-1-0		HOME		0-0-0		5-0-0		1-0-0	
3-4-1		0-2-1	0-1-0		AWAY		1-1-0		1-0-0		1-0-0	
1-1-0		0-1-0	0-0-0		NEUTRAL		1-0-0		0-0-0		0-0-0	
6-2-0		0-2-0	0-0-0		NON-CONFERENCE		1-0-0		3-0-0		2-0-0	
3-0-0		0-0-0	0-0-0		HOME		0-0-0		2-0-0		1-0-0	
2-1-0		0-1-0	0-0-		AWAY		0-0-0		1-0-0		1-0-0	
1-1-0		0-1-0	0-0-0		NEUTRAL		1-0-0		0-0-0		0-0-0	
5-4-1		0-1-1	1-2-0		CONFERENCE		1-1-0		3-0-0		0-0-0	
4-1-0		0-0-0	1-1-0		HOME		0-0-0		3-0-0		0-0-0	
1-3-1		0-1-1	0-1-0		AWAY		1-1-0		0-0-0		0-0-0	
0-0-0		0-0-0	0-0-0		NEUTRAL		0-0-0		0-0-0		0-0-0	
RPI S	Opponent	Score	RPI S	Opponent	Score	RPI S	Opponent	Score	RPI S	Opponent	Score	
1 A	Stanford	2 3	27 A	California	2 3	57 A	Utah	1 2	111 H	Arizona	3 0	
2 A	UCLA	0 0	37 H	Arizona St.	0 1	77 N	San Diego	2 1	121 H	Boise St.	6 0	
7 A	Santa Clara	0 3	42 H	Oregon St.	2 1	79 A	Colorado	1 0	125 H	Oregon	1 0	
15 N	Duke	0 4							126 H	Southern California	4 0	
									139 H	Gonzaga	3 0	
									146 A	Wyoming	3 2	
									172 H	Hawaii	2 0	
									236 A	Idaho	5 1	
LAST 10 GAMES												
	125 H Oregon	1 0		111 H Arizona	3 0							
	42 H Oregon St.	2 1		37 H Arizona St.	0 1							
	27 A California	2 3		79 A Colorado	1 0							
	1 A Stanford	2 3		57 A Utah	1 2							
	126 H Southern California	4 0		7 A Santa Clara	0 3							

Non-Div. I Games:

Washington St.

Average RPI Win:		160	WON-LOST RECORD		WINNING PCT. RANK		LAST 10 GAMES		STRENGTH OF SCHEDULE		OPP. STRENGTH OF SCHEDULE		TEAM RPI	ADJ RPI		CONF. RPI	ADJ CONF. RPI	
DIV. I ONLY			13-3-4		.75	25	7-2-1		103		100		45	.58503		45	9	9
DIV. I NON-CONF.			5-1-3		.72222	58	0-0-0		89		102		52	.58389		51	8	8
TOTALS		RPI 1-25		RPI 26-50		W-L RECORDS		RPI 51-100		RPI 101-150		RPI 150+						
13-3-4		1-1-0		1-0-0		OVERALL		2-2-3		2-0-0		7-0-1						
7-1-2		1-0-0		0-0-0		HOME		0-1-2		1-0-0		5-0-0						
5-2-2		0-1-0		0-0-0		AWAY		2-1-1		1-0-0		2-0-1						
1-0-0		0-0-0		1-0-0		NEUTRAL		0-0-0		0-0-0		0-0-0						
5-1-3		0-1-0		1-0-0		NON-CONFERENCE		0-0-2		1-0-0		3-0-1						
4-0-2		0-0-0		0-0-0		HOME		0-0-2		1-0-0		3-0-0						
0-1-1		0-1-0		0-0-		AWAY		0-0-0		0-0-0		0-0-1						
1-0-0		0-0-0		1-0-0		NEUTRAL		0-0-0		0-0-0		0-0-0						
8-2-1		1-0-0		0-0-0		CONFERENCE		2-2-1		1-0-0		4-0-0						
3-1-0		1-0-0		0-0-0		HOME		0-1-0		0-0-0		2-0-0						
5-1-1		0-0-0		0-0-0		AWAY		2-1-1		1-0-0		2-0-0						
0-0-0		0-0-0		0-0-0		NEUTRAL		0-0-0		0-0-0		0-0-0						
RPI	S	Opponent		Score		RPI	S	Opponent		Score		RPI	S	Opponent		Score		
6	A	BYU		0	2	34	N	Denver		1	0	57	H	Utah		2	2	
19	H	UCF		2	1							62	A	Rice		1	0	
												69	A	SMU		2	2	
												79	H	Colorado		0	0	
												80	H	Memphis		1	2	
												84	A	Tulsa		1	0	
												87	A	East Carolina		0	1	

Non-Div. I Games:

Colorado Col.

Average RPI Win:	134	WON-LOST RECORD		WINNING PCT. RANK		LAST 10 GAMES		STRENGTH OF SCHEDULE		OPP. STRENGTH OF SCHEDULE		TEAM RPI		ADJ RPI		CONF. RPI		ADJ CONF. RPI			
DIV. I ONLY		9-7-3		.55263	126	5-3-2		27		4		47		.58441	46	1		1			
DIV. I NON-CONF.		5-2-1		.6875	67	1-0-0		118		23		62		.57588	60	1		1			
<hr/>																					
TOTALS		RPI 1-25		RPI 26-50		W-L RECORDS		RPI 51-100		RPI 101-150		RPI 150+									
9-7-3		2-5-2		1-1-1		OVERALL		0-1-0		2-0-0		4-0-0									
4-3-1		1-3-0		0-0-1		HOME		0-0-0		0-0-0		3-0-0									
4-4-2		1-2-2		1-1-0		AWAY		0-1-0		1-0-0		1-0-0									
1-0-0		0-0-0		0-0-0		NEUTRAL		0-0-0		1-0-0		0-0-0									
5-2-1		1-1-1		0-0-0		NON-CONFERENCE		0-1-0		1-0-0		3-0-0									
3-0-0		0-0-0		0-0-0		HOME		0-0-0		0-0-0		3-0-0									
1-2-1		1-1-1		0-0-		AWAY		0-1-0		0-0-0		0-0-0									
1-0-0		0-0-0		0-0-0		NEUTRAL		0-0-0		1-0-0		0-0-0									
4-5-2		1-4-1		1-1-1		CONFERENCE		0-0-0		1-0-0		1-0-0									
1-3-1		1-3-0		0-0-1		HOME		0-0-0		0-0-0		0-0-0									
3-2-1		0-1-1		1-1-0		AWAY		0-0-0		1-0-0		1-0-0									
0-0-0		0-0-0		0-0-0		NEUTRAL		0-0-0		0-0-0		0-0-0									
RPI	S	Opponent		Score		RPI	S	Opponent		Score		RPI	S	Opponent		Score					
4	H	Florida St.		1 0		28	H	Virginia Tech		0 0		53	A	South Fla.		0 1					
8	H	Virginia		0 3		33	A	Maryland		1 2				113		A	Clemson		2 0		
9	A	Florida		4 1		33	A	Maryland		1 0				116		N	Pittsburgh		1 0		
10	A	North Carolina		1 6										187		A	North Carolina St.		2 0		
12	H	Wake Forest		0 1										228		H	UTSA		1 0		
15	H	Duke		2 3										236		H	Idaho		3 0		
19	A	UCF		0 1										280		H	Morehead St.		4 0		
20	A	West Virginia		0 0																	
24	A	Boston College		0 0																	
<hr/>																					
LAST 10 GAMES																					
33 A Maryland						1 2		8 H Virginia						0 3							
4 H Florida St.						1 0		113 A Clemson						2 0							
24 A Boston College						0 0		10 A North Carolina						1 6							
33 A Maryland						1 0		187 A North Carolina St.						2 0							
28 H Virginia Tech						0 0		228 H UTSA						1 0							

Non-Div. I Games:

Miami (FL)

Average RPI Win:	107	WON-LOST RECORD		WINNING PCT. RANK		LAST 10 GAMES		STRENGTH OF SCHEDULE		OPP. STRENGTH OF SCHEDULE		TEAM RPI		ADJ RPI		CONF. RPI		ADJ CONF. RPI			
DIV. I ONLY		9-7-2		.55556	120	5-4-1		21		21		46		.58217	47	3		3			
DIV. I NON-CONF.		3-3-1		.5	153	0-0-0		33		32		74		.56409	75	4		4			
<hr/>																					
TOTALS		RPI 1-25		RPI 26-50		W-L RECORDS		RPI 51-100		RPI 101-150		RPI 150+									
9-7-2		2-3-0		0-3-0		OVERALL		2-1-1		3-0-1		2-0-0									
6-2-0		1-1-0		0-0-0		HOME		1-1-0		3-0-0		1-0-0									
3-4-2		1-2-0		0-2-0		AWAY		1-0-1		0-0-1		1-0-0									
0-1-0		0-0-0		0-1-0		NEUTRAL		0-0-0		0-0-0		0-0-0									
3-3-1		0-2-0		0-1-0		NON-CONFERENCE		0-0-0		1-0-1		2-0-0									
2-0-0		0-0-0		0-0-0		HOME		0-0-0		1-0-0		1-0-0									
1-2-1		0-2-0		0-0-		AWAY		0-0-0		0-0-1		1-0-0									
0-1-0		0-0-0		0-1-0		NEUTRAL		0-0-0		0-0-0		0-0-0									
6-4-1		2-1-0		0-2-0		CONFERENCE		2-1-1		2-0-0		0-0-0									
4-2-0		1-1-0		0-0-0		HOME		1-1-0		2-0-0		0-0-0									
2-2-1		1-0-0		0-2-0		AWAY		1-0-1		0-0-0		0-0-0									
0-0-0		0-0-0		0-0-0		NEUTRAL		0-0-0		0-0-0		0-0-0									
RPI	S	Opponent		Score		RPI	S	Opponent		Score		RPI	S	Opponent		Score					
2	A	UCLA		0	2	28	N	Virginia Tech		0	1	61	H	Iowa		2	1	109	H Nebraska	4	1
3	H	Penn St.		0	4	36	A	Wisconsin		1	2	71	H	Northwestern		1	2	118	H Michigan St.	3	2
12	A	Wake Forest		0	1	49	A	Minnesota		0	3	93	A	Purdue		1	1	119	A Illinois St.	1	1
16	H	Ohio St.		1	0							94	A	Indiana		2	1	138	H Milwaukee	3	1
21	A	Michigan		3	2													193	A UC Santa Barbara	1	0
																		214	H Western Mich.	1	0
<hr/>																					
LAST 10 GAMES																					
21 A Michigan						3	2	118 H Michigan St.						3	2						
109 H Nebraska						4	1	93 A Purdue						1	1						
71 H Northwestern						1	2	94 A Indiana						2	1						
36 A Wisconsin						1	2	3 H Penn St.						0	4						
49 A Minnesota						0	3	16 H Ohio St.						1	0						

Non-Div. I Games:

Illinois

Average RPI Win: 156		WON-LOST RECORD		WINNING PCT. RANK		LAST 10 GAMES		STRENGTH OF SCHEDULE		OPP. STRENGTH OF SCHEDULE		TEAM RPI		ADJ RPI		CONF. RPI		ADJ CONF. RPI	
DIV. I ONLY		13-4-1		.75 25		8-1-1		119		94		49		.58117 48		12		12	
DIV. I NON-CONF.		6-3-0		.66667 75		1-0-0		121		41		71		.56698 72		12		12	
TOTALS		RPI 1-25		RPI 26-50		W-L RECORDS		RPI 51-100		RPI 101-150		RPI 150+							
13-4-1		0-0-0		0-1-0		OVERALL		3-2-1		2-1-0		8-0-0							
7-2-1		0-0-0		0-1-0		HOME		2-0-1		1-1-0		4-0-0							
6-2-0		0-0-0		0-0-0		AWAY		1-2-0		1-0-0		4-0-0							
0-0-0		0-0-0		0-0-0		NEUTRAL		0-0-0		0-0-0		0-0-0							
6-3-0		0-0-0		0-1-0		NON-CONFERENCE		3-1-0		0-1-0		3-0-0							
3-2-0		0-0-0		0-1-0		HOME		2-0-0		0-1-0		1-0-0							
3-1-0		0-0-0		0-0-		AWAY		1-1-0		0-0-0		2-0-0							
0-0-0		0-0-0		0-0-0		NEUTRAL		0-0-0		0-0-0		0-0-0							
7-1-1		0-0-0		0-0-0		CONFERENCE		0-1-1		2-0-0		5-0-0							
4-0-1		0-0-0		0-0-0		HOME		0-0-1		1-0-0		3-0-0							
3-1-0		0-0-0		0-0-0		AWAY		0-1-0		1-0-0		2-0-0							
0-0-0		0-0-0		0-0-0		NEUTRAL		0-0-0		0-0-0		0-0-0							
RPI	S	Opponent		Score		RPI	S	Opponent		Score		RPI	S	Opponent		Score			
				35	H	Central Mich.	2	4	60	A	Butler	2	3	127	H	DePaul	1	2	
									68	H	Boston U.	2	1	131	A	Massachusetts	4	0	
									70	H	VCU	1	1	132	H	Richmond	2	1	
									71	H	Northwestern	5	2	152	H	Wright St.	3	0	
									86	A	Texas	2	3	153	A	Northeastern	3	1	
									95	A	Harvard	3	1	158	A	Saint Louis	1	0	
														184	H	St. Bonaventure	3	0	
														197	A	Rhode Island	7	2	
														218	H	Duquesne	4	0	
														228	A	UTSA	5	1	
														242	H	Xavier	3	0	
LAST 10 GAMES																			
				70	H	VCU	1	1	158	A	Saint Louis	1	0						
				132	H	Richmond	2	1	60	A	Butler	2	3						
				218	H	Duquesne	4	0	197	A	Rhode Island	7	2						
				184	H	St. Bonaventre	3	0	131	A	Massachusetts	4	0						
				242	H	Xavier	3	0	152	H	Wright St.	3	0						

Non-Div. I Games:

Dayton



Average RPI Win:	111	WON-LOST RECORD		WINNING PCT. RANK		LAST 10 GAMES		STRENGTH OF SCHEDULE		OPP. STRENGTH OF SCHEDULE		TEAM RPI		ADJ RPI		CONF. RPI		ADJ CONF. RPI					
DIV. I ONLY		11-7-1		.60526	97	6-3-1		56		17		48		.58025	49	3		3					
DIV. I NON-CONF.		5-3-0		.625	97	0-0-0		103		22		72		.56413	73	4		4					
<hr/>																							
TOTALS		RPI 1-25		RPI 26-50		W-L RECORDS		RPI 51-100		RPI 101-150		RPI 150+											
11-7-1		0-5-0		2-0-0		OVERALL		3-2-1		5-0-0		1-0-0											
8-3-1		0-3-0		2-0-0		HOME		2-0-1		3-0-0		1-0-0											
3-4-0		0-2-0		0-0-0		AWAY		1-2-0		2-0-0		0-0-0											
0-0-0		0-0-0		0-0-0		NEUTRAL		0-0-0		0-0-0		0-0-0											
5-3-0		0-2-0		0-0-0		NON-CONFERENCE		1-1-0		3-0-0		1-0-0											
4-2-0		0-2-0		0-0-0		HOME		1-0-0		2-0-0		1-0-0											
1-1-0		0-0-0		0-0-		AWAY		0-1-0		1-0-0		0-0-0											
0-0-0		0-0-0		0-0-0		NEUTRAL		0-0-0		0-0-0		0-0-0											
6-4-1		0-3-0		2-0-0		CONFERENCE		2-1-1		2-0-0		0-0-0											
4-1-1		0-1-0		2-0-0		HOME		1-0-1		1-0-0		0-0-0											
2-3-0		0-2-0		0-0-0		AWAY		1-1-0		1-0-0		0-0-0											
0-0-0		0-0-0		0-0-0		NEUTRAL		0-0-0		0-0-0		0-0-0											
RPI	S	Opponent		Score		RPI	S	Opponent		Score		RPI	S	Opponent		Score		RPI	S	Opponent		Score	
3	A	Penn St.		3	4	36	H	Wisconsin		3	2	61	H	Iowa		0	0	107	H	Western Ky.		1	0
4	H	Florida St.		2	3	47	H	Illinois		3	0	71	H	Northwestern		1	0	109	A	Nebraska		4	2
5	H	San Diego St.		0	1							77	A	San Diego		2	3	118	H	Michigan St.		1	0
16	A	Ohio St.		1	2							93	A	Purdue		5	1	126	A	Southern California		4	1
21	H	Michigan		0	1							94	A	Indiana		0	2	127	H	DePaul		3	0
												100	H	South Carolina		2	1	292	H	Bowling Green		7	0
<hr/>																							
LAST 10 GAMES																							
109 A Nebraska						4	2	61 H Iowa						0	0								
93 A Purdue						5	1	3 A Penn St.						3	4								
94 A Indiana						0	2	36 H Wisconsin						3	2								
71 H Northwestern						1	0	118 H Michigan St.						1	0								
47 H Illinois						3	0	21 H Michigan						0	1								

Non-Div. I Games:

Minnesota

Average RPI Win:	105	WON-LOST RECORD	WINNING PCT. RANK	LAST 10 GAMES	STRENGTH OF SCHEDULE	OPP. STRENGTH OF SCHEDULE	TEAM RPI	ADJ RPI	CONF. RPI	ADJ CONF. RPI
DIV. I ONLY		11-9-0	.55 132	6-4-0	23	35	51	.57828 50	4	4
DIV. I NON-CONF.		4-3-0	.57143 120	0-0-0	25	70	50	.58615 50	2	2
<hr/>										
TOTALS	RPI 1-25	RPI 26-50		W-L RECORDS	RPI 51-100		RPI 101-150		RPI 150+	
11-9-0	1-4-0	0-2-0		OVERALL	5-3-0		4-0-0		1-0-0	
8-4-0	1-2-0	0-1-0		HOME	3-1-0		3-0-0		1-0-0	
3-5-0	0-2-0	0-1-0		AWAY	2-2-0		1-0-0		0-0-0	
0-0-0	0-0-0	0-0-0		NEUTRAL	0-0-0		0-0-0		0-0-0	
<hr/>										
4-3-0	1-1-0	0-0-0		NON-CONFERENCE	0-2-0		2-0-0		1-0-0	
4-1-0	1-0-0	0-0-0		HOME	0-1-0		2-0-0		1-0-0	
0-2-0	0-1-0	0-0-		AWAY	0-1-0		0-0-0		0-0-0	
0-0-0	0-0-0	0-0-0		NEUTRAL	0-0-0		0-0-0		0-0-0	
<hr/>										
7-6-0	0-3-0	0-2-0		CONFERENCE	5-1-0		2-0-0		0-0-0	
4-3-0	0-2-0	0-1-0		HOME	3-0-0		1-0-0		0-0-0	
3-3-0	0-1-0	0-1-0		AWAY	2-1-0		1-0-0		0-0-0	
0-0-0	0-0-0	0-0-0		NEUTRAL	0-0-0		0-0-0		0-0-0	
<hr/>										
RPI S	Opponent	Score		RPI S	Opponent	Score		RPI S	Opponent	Score
9 H	Florida	1	2	26 A	Kentucky	1	2	54 A	LSU	3 1
13 H	Tennessee	0	1	31 H	Missouri	0	2	58 H	William & Mary	0 2
14 A	Texas A&M	0	2					59 A	UC Irvine	0 1
23 A	Pepperdine	1	2					63 H	Ole Miss	1 0
25 H	Texas Tech	2	1					65 A	Arkansas	0 1
								92 A	Georgia	1 0
								96 H	Alabama	4 3
								100 H	South Carolina	4 2
<hr/>										
LAST 10 GAMES										
96 H	Alabama	4	3	13 H	Tennessee	0	1			
26 A	Kentucky	1	2	129 H	Mississippi St.	2	0			
106 A	Vanderbilt	4	1	63 H	Ole Miss	1	0			
65 A	Arkansas	0	1	100 H	South Carolina	4	2			
92 A	Georgia	1	0	14 A	Texas A&M	0	2			

Non-Div. I Games:

Auburn



Average RPI Win:	195	WON-LOST	WINNING	LAST 10	STRENGTH OF	OPP. STRENGTH	TEAM	ADJ	CONF.	ADJ CONF.	
Average RPI Loss:	127	RECORD	PCT. RANK	GAMES	SCHEDULE	OF SCHEDULE	RPI	RPI	RPI	RPI	
DIV. I ONLY	17-2-1	.875	7	9-0-1	210	155	50	.5766	52	14	14
DIV. I NON-CONF.	6-2-0	.75	43	0-0-0	249	158	111	.52993	114	15	15
<hr/>											
TOTALS	RPI 1-25	RPI 26-50		W-L RECORDS		RPI 51-100		RPI 101-150		RPI 150+	
17-2-1	0-0-0	1-0-0		OVERALL		0-1-0		3-0-0		13-1-1	
8-2-1	0-0-0	0-0-0		HOME		0-1-0		1-0-0		7-1-1	
9-0-0	0-0-0	1-0-0		AWAY		0-0-0		2-0-0		6-0-0	
0-0-0	0-0-0	0-0-0		NEUTRAL		0-0-0		0-0-0		0-0-0	
<hr/>											
6-2-0	0-0-0	0-0-0		NON-CONFERENCE		0-1-0		1-0-0		5-1-0	
2-2-0	0-0-0	0-0-0		HOME		0-1-0		0-0-0		2-1-0	
4-0-0	0-0-0	0-0-		AWAY		0-0-0		1-0-0		3-0-0	
0-0-0	0-0-0	0-0-0		NEUTRAL		0-0-0		0-0-0		0-0-0	
<hr/>											
11-0-1	0-0-0	1-0-0		CONFERENCE		0-0-0		2-0-0		8-0-1	
6-0-1	0-0-0	0-0-0		HOME		0-0-0		1-0-0		5-0-1	
5-0-0	0-0-0	1-0-0		AWAY		0-0-0		1-0-0		3-0-0	
0-0-0	0-0-0	0-0-0		NEUTRAL		0-0-0		0-0-0		0-0-0	
<hr/>											
RPI S	Opponent	Score	RPI S	Opponent	Score	RPI S	Opponent	Score	RPI S	Opponent	Score
			35 A	Central Mich.	1 0	71 H	Northwestern	1 2	101 A	Kent St.	4 2
									124 H	Eastern Mich.	4 3
									138 A	Milwaukee	4 2
									167 H	Ball St.	1 1
									177 A	Northern Ill.	3 2
									182 H	IPFW	0 1
									183 A	Toledo	1 0
									189 A	Belmont	2 1
									190 A	Ohio	1 0
									190 H	Ohio	1 0
									210 H	Austin Peay	4 0
									214 H	Western Mich.	3 0
									230 A	Indiana St.	4 0
									242 H	Xavier	3 0
									243 H	Akron	4 1
									254 H	Buffalo	2 0
									292 H	Bowling Green	3 1
									303 A	IUPUI	5 0
<hr/>											
			LAST 10 GAMES								
			190 H	Ohio	1 0	177 A	Northern Ill.	3 2			
			167 H	Ball St.	1 1	124 H	Eastern Mich.	4 3			
			292 H	Bowling Green	3 1	214 H	Western Mich.	3 0			
			35 A	Central Mich.	1 0	101 A	Kent St.	4 2			
			183 A	Toledo	1 0	190 A	Ohio	1 0			

Non-Div. I Games:

Miami (OH)



Average RPI Win: 80		WON-LOST RECORD		WINNING PCT. RANK		LAST 10 GAMES		STRENGTH OF SCHEDULE		OPP. STRENGTH OF SCHEDULE		TEAM RPI		ADJ RPI		CONF. RPI		ADJ CONF. RPI					
Average RPI Loss: 57																							
DIV. I ONLY		9-7-4		.55 132		5-4-1		42		25		54		.57098 54		4		4					
DIV. I NON-CONF.		4-1-2		.71429 59		0-0-0		54		47		38		.60365 38		2		2					
TOTALS		RPI 1-25		RPI 26-50		W-L RECORDS		RPI 51-100		RPI 101-150		RPI 150+											
9-7-4		0-3-0		2-2-0		OVERALL		4-1-4		3-0-0		0-1-0											
5-5-3		0-2-0		1-2-0		HOME		2-0-3		2-0-0		0-1-0											
4-2-1		0-1-0		1-0-0		AWAY		2-1-1		1-0-0		0-0-0											
0-0-0		0-0-0		0-0-0		NEUTRAL		0-0-0		0-0-0		0-0-0											
4-1-2		0-0-0		1-0-0		NON-CONFERENCE		2-0-2		1-0-0		0-1-0											
3-1-2		0-0-0		1-0-0		HOME		1-0-2		1-0-0		0-1-0											
1-0-0		0-0-0		0-0-		AWAY		1-0-0		0-0-0		0-0-0											
0-0-0		0-0-0		0-0-0		NEUTRAL		0-0-0		0-0-0		0-0-0											
5-6-2		0-3-0		1-2-0		CONFERENCE		2-1-2		2-0-0		0-0-0											
2-4-1		0-2-0		0-2-0		HOME		1-0-1		1-0-0		0-0-0											
3-2-1		0-1-0		1-0-0		AWAY		1-1-1		1-0-0		0-0-0											
0-0-0		0-0-0		0-0-0		NEUTRAL		0-0-0		0-0-0		0-0-0											
RPI	S	Opponent		Score		RPI	S	Opponent		Score		RPI	S	Opponent		Score							
9	H	Florida		0	2	26	H	Kentucky		1	2	62	H	Rice		1	1	106	H	Vanderbilt	1	0	
13	A	Tennessee		2	3	31	A	Missouri		3	1	63	A	Ole Miss		3	2	115	H	Houston	2	0	
14	H	Texas A&M		0	1	38	H	Stephen F. Austin		2	1	65	H	Arkansas		3	2	129	A	Mississippi St.	1	0	
						50	H	Auburn		1	3	80	H	Memphis		2	1	187	H	North Carolina St.	1	2	
												90	H	FIU		0	0						
												92	A	Georgia		2	2						
												96	H	Alabama		1	1						
												97	A	Oklahoma		1	0						
												100	A	South Carolina		1	2						
						LAST 10 GAMES																	
						65	H	Arkansas		3	2	106	H	Vanderbilt		1	0						
						31	A	Missouri		3	1	9	H	Florida		0	2						
						63	A	Ole Miss		3	2	92	A	Georgia		2	2						
						13	A	Tennessee		2	3	129	A	Mississippi St.		1	0						
						100	A	South Carolina		1	2	26	H	Kentucky		1	2						

Non-Div. I Games:

LSU

Average RPI Win:		138	WON-LOST RECORD		WINNING PCT. RANK		LAST 10 GAMES		STRENGTH OF SCHEDULE		OPP. STRENGTH OF SCHEDULE		TEAM RPI		ADJ RPI		CONF. RPI		ADJ CONF. RPI	
DIV. I ONLY			9-4-6		.63158 81		6-1-3		105		26		60		.56866 55		11		11	
DIV. I NON-CONF.			3-3-4		.5 153		0-0-1		57		1		75		.5695 67		10		10	
TOTALS		RPI 1-25		RPI 26-50		W-L RECORDS		RPI 51-100		RPI 101-150		RPI 150+								
9-4-6		1-2-2		2-0-0		OVERALL		1-1-1		0-1-3		5-0-0								
6-3-3		1-1-1		1-0-0		HOME		0-1-0		0-1-2		4-0-0								
3-1-3		0-1-1		1-0-0		AWAY		1-0-1		0-0-1		1-0-0								
0-0-0		0-0-0		0-0-0		NEUTRAL		0-0-0		0-0-0		0-0-0								
3-3-4		1-2-2		1-0-0		NON-CONFERENCE		1-1-0		0-0-2		0-0-0								
2-2-3		1-1-1		1-0-0		HOME		0-1-0		0-0-2		0-0-0								
1-1-1		0-1-1		0-0-		AWAY		1-0-0		0-0-0		0-0-0								
0-0-0		0-0-0		0-0-0		NEUTRAL		0-0-0		0-0-0		0-0-0								
6-1-2		0-0-0		1-0-0		CONFERENCE		0-0-1		0-1-1		5-0-0								
4-1-0		0-0-0		0-0-0		HOME		0-0-0		0-1-0		4-0-0								
2-0-2		0-0-0		1-0-0		AWAY		0-0-1		0-0-1		1-0-0								
0-0-0		0-0-0		0-0-0		NEUTRAL		0-0-0		0-0-0		0-0-0								
RPI	S	Opponent		Score		RPI	S	Opponent		Score		RPI	S	Opponent		Score				
7	A	Santa Clara		0	1	37	H	Arizona St.		1	0	102	H	Cal St. Fullerton		0	1			
11	H	Baylor		1	2	40	A	Long Beach St.		1	0	77	A	San Diego		3	0			
13	H	Tennessee		0	0							77	H	San Diego		0	1			
17	A	Portland		1	1									126 H Southern California		1	1			
21	H	Michigan		1	0									141 H Fresno St.		1	1			
														172 H Hawaii		2	0			
														193 A UC Santa Barbara		1	0			
														209 H UC Davis		1	0			
														232 H UC Riverside		3	1			
														257 H Pacific		6	1			
LAST 10 GAMES																				
						40	A	Long Beach St.		1	0	108	A	Cal Poly		2	2			
						59	A	UC Irvine		0	0	232	H	UC Riverside		3	1			
						209	H	UC Davis		1	0	102	H	Cal St. Fullerton		0	1			
						257	H	Pacific		6	1	172	H	Hawaii		2	0			
						193	A	UC Santa Barbara		1	0	17	A	Portland		1	1			

Non-Div. I Games:

Cal St. Northridge

Average RPI Win:	207	WON-LOST RECORD	WINNING PCT. RANK	LAST 10 GAMES	STRENGTH OF SCHEDULE	OPP. STRENGTH OF SCHEDULE	TEAM RPI	ADJ RPI	CONF. RPI	ADJ CONF. RPI					
DIV. I ONLY		13-4-2	.73684	31	8-1-1	122	152	55	.5672	56	16	16			
DIV. I NON-CONF.		5-3-1	.61111	105	0-0-0	92	90	87	.55447	86	17	17			
<hr/>															
TOTALS	RPI 1-25	RPI 26-50		W-L RECORDS		RPI 51-100		RPI 101-150		RPI 150+					
13-4-2	0-0-1	0-1-0		OVERALL		1-2-1		2-1-0		10-0-0					
6-1-2	0-0-1	0-0-0		HOME		1-1-1		1-0-0		4-0-0					
7-2-0	0-0-0	0-0-0		AWAY		0-1-0		1-1-0		6-0-0					
0-1-0	0-0-0	0-1-0		NEUTRAL		0-0-0		0-0-0		0-0-0					
5-3-1	0-0-1	0-1-0		NON-CONFERENCE		0-2-0		2-0-0		3-0-0					
2-1-1	0-0-1	0-0-0		HOME		0-1-0		1-0-0		1-0-0					
3-1-0	0-0-0	0-0-		AWAY		0-1-0		1-0-0		2-0-0					
0-1-0	0-0-0	0-1-0		NEUTRAL		0-0-0		0-0-0		0-0-0					
8-1-1	0-0-0	0-0-0		CONFERENCE		1-0-1		0-1-0		7-0-0					
4-0-1	0-0-0	0-0-0		HOME		1-0-1		0-0-0		3-0-0					
4-1-0	0-0-0	0-0-0		AWAY		0-0-0		0-1-0		4-0-0					
0-0-0	0-0-0	0-0-0		NEUTRAL		0-0-0		0-0-0		0-0-0					
RPI S	Opponent	Score		RPI S	Opponent	Score		RPI S	Opponent	Score					
11 H	Baylor	0	0	40 N	Long Beach St.	2	3	73 A	Oklahoma St.	2	3	107 A	Western Ky.	0	2
								78 H	Middle Tenn.	3	2	115 H	Houston	2	1
								83 H	TCU	0	1	134 A	Oral Roberts	2	1
								90 H	FIU	1	1	164 A	Arkansas St.	2	1
												169 A	Missouri St.	1	0
												176 H	Troy	5	1
												216 H	South Ala.	4	0
												229 A	Sam Houston St.	1	0
												241 A	La.-Lafayette	2	0
												272 H	Fla. Atlantic	2	1
												285 A	UALR	8	2
												301 A	La.-Monroe	2	1
												312 H	Texas Southern	6	0
				LAST 10 GAMES											
				107 A	Western Ky.	0	2	272 H	Fla. Atlantic	2	1				
				78 H	Middle Tenn.	3	2	176 H	Troy	5	1				
				285 A	UALR	8	2	216 H	South Ala.	4	0				
				164 A	Arkansas St.	2	1	301 A	La.-Monroe	2	1				
				90 H	FIU	1	1	241 A	La.-Lafayette	2	0				

Non-Div. I Games:

North Texas



Average RPI Win: 131		WON-LOST	WINNING	LAST 10	STRENGTH OF	OPP. STRENGTH	TEAM	ADJ	CONF.	ADJ CONF.							
Average RPI Loss: 54		RECORD	PCT. RANK	GAMES	SCHEDULE	OF SCHEDULE	RPI	RPI	RPI	RPI							
DIV. I ONLY		8-8-2	.5	150	3-7-0	22	60	59	.56572	57	2	2					
DIV. I NON-CONF.		5-1-2	.75	43	0-0-0	49	146	37	.60658	37	3	3					
<hr/>																	
TOTALS		RPI 1-25		RPI 26-50		W-L RECORDS		RPI 51-100		RPI 101-150		RPI 150+					
8-8-2		1-2-0		2-3-1		OVERALL		1-1-0		1-2-1		3-0-0					
6-2-0		1-1-0		2-1-0		HOME		1-0-0		1-0-0		1-0-0					
1-5-2		0-1-0		0-2-1		AWAY		0-0-0		0-2-1		1-0-0					
1-1-0		0-0-0		0-0-0		NEUTRAL		0-1-0		0-0-0		1-0-0					
5-1-2		1-0-0		0-0-1		NON-CONFERENCE		1-1-0		0-0-1		3-0-0					
3-0-0		1-0-0		0-0-0		HOME		1-0-0		0-0-0		1-0-0					
1-0-2		0-0-0		0-1-		AWAY		0-0-0		0-0-1		1-0-0					
1-1-0		0-0-0		0-0-0		NEUTRAL		0-1-0		0-0-0		1-0-0					
3-7-0		0-2-0		2-3-0		CONFERENCE		0-0-0		1-2-0		0-0-0					
3-2-0		0-1-0		2-1-0		HOME		0-0-0		1-0-0		0-0-0					
0-5-0		0-1-0		0-2-0		AWAY		0-0-0		0-2-0		0-0-0					
0-0-0		0-0-0		0-0-0		NEUTRAL		0-0-0		0-0-0		0-0-0					
RPI	S	Opponent		Score		RPI	S	Opponent		Score		RPI	S	Opponent		Score	
1	H	Stanford		0 1		27	H	California		1 3		85	N	Utah St.		0 1	
2	A	UCLA		0 2		32	H	Washington		2 0		86	H	Texas		1 0	
6	H	BYU		1 0		37	A	Arizona St.		1 4							
						42	A	Oregon St.		0 2							
						44	H	Washington St.		2 1							
						45	A	Colorado Col.		2 2							

Non-Div. I Games:

Utah

Average RPI Win:		167	WON-LOST RECORD		WINNING PCT. RANK		LAST 10 GAMES		STRENGTH OF SCHEDULE		OPP. STRENGTH OF SCHEDULE		TEAM RPI		ADJ RPI		CONF. RPI		ADJ CONF. RPI				
Average RPI Loss:		66																					
DIV. I ONLY			14-5-0		.73684 31		8-2-0		165		89		57		.56563 58		13		13				
DIV. I NON-CONF.			6-3-0		.66667 75		0-0-0		101		20		57		.57706 57		13		13				
TOTALS		RPI 1-25		RPI 26-50		W-L RECORDS		RPI 51-100		RPI 101-150		RPI 150+											
14-5-0		0-2-0		1-0-0		OVERALL		2-2-0		3-1-0		8-0-0											
7-2-0		0-1-0		0-0-0		HOME		1-1-0		2-0-0		4-0-0											
5-3-0		0-1-0		1-0-0		AWAY		1-1-0		0-1-0		3-0-0											
2-0-0		0-0-0		0-0-0		NEUTRAL		0-0-0		1-0-0		1-0-0											
6-3-0		0-2-0		1-0-0		NON-CONFERENCE		1-1-0		2-0-0		2-0-0											
2-2-0		0-1-0		0-0-0		HOME		0-1-0		1-0-0		1-0-0											
2-1-0		0-1-0		1-0-		AWAY		1-0-0		0-0-0		0-0-0											
2-0-0		0-0-0		0-0-0		NEUTRAL		0-0-0		1-0-0		1-0-0											
8-2-0		0-0-0		0-0-0		CONFERENCE		1-1-0		1-1-0		6-0-0											
5-0-0		0-0-0		0-0-0		HOME		1-0-0		1-0-0		3-0-0											
3-2-0		0-0-0		0-0-0		AWAY		0-1-0		0-1-0		3-0-0											
0-0-0		0-0-0		0-0-0		NEUTRAL		0-0-0		0-0-0		0-0-0											
RPI	S	Opponent		Score		RPI	S	Opponent		Score		RPI	S	Opponent		Score							
13	A	Tennessee		0	1	50	A	Auburn		2	0	70	H	VCU		1	2	110	H	Hofstra	3	2	
15	H	Duke		1	4							72	H	UNC Wilmington		3	1	132	H	Richmond	3	0	
												81	A	Drexel		0	1	140	N	Seton Hall	1	0	
												99	A	Villanova		1	0	149	A	Delaware	0	1	
																		153	H	Northeastern	2	1	
																		163	H	James Madison	2	0	
																		180	H	Davidson	3	0	
																		204	A	George Mason	1	0	
																		238	A	Georgia St.	2	1	
																		243	N	Akron	4	0	
																		273	H	Old Dominion	3	0	
																		278	A	Towson	5	0	
						LAST 10 GAMES																	
						273	H	Old Dominion		3	0	238	A	Georgia St.		2	1						
						110	H	Hofstra		3	2	72	H	UNC Wilmington		3	1						
						153	H	Northeastern		2	1	278	A	Towson		5	0						
						81	A	Drexel		0	1	204	A	George Mason		1	0						
						149	A	Delaware		0	1	163	H	James Madison		2	0						

Non-Div. I Games:

William &amp; Mary

Average RPI Win:		131	WON-LOST RECORD		WINNING PCT. RANK		LAST 10 GAMES		STRENGTH OF SCHEDULE		OPP. STRENGTH OF SCHEDULE		TEAM RPI		ADJ RPI		CONF. RPI		ADJ CONF. RPI	
DIV. I ONLY			9-8-3		.525 148		5-2-3		29		81		62		.56561 59		11		11	
DIV. I NON-CONF.			4-7-0		.36364 231		0-1-0		8		30		65		.57379 62		10		10	
TOTALS		RPI 1-25		RPI 26-50		W-L RECORDS		RPI 51-100		RPI 101-150		RPI 150+								
9-8-3		0-4-0		4-1-0		OVERALL		0-1-1		1-2-0		4-0-2								
2-4-2		0-2-0		1-0-0		HOME		0-1-1		0-1-0		1-0-1								
5-3-1		0-1-0		2-1-0		AWAY		0-0-0		1-1-0		2-0-1								
2-1-0		0-1-0		1-0-0		NEUTRAL		0-0-0		0-0-0		1-0-0								
4-7-0		0-4-0		3-1-0		NON-CONFERENCE		0-1-0		0-1-0		1-0-0								
1-3-0		0-2-0		1-0-0		HOME		0-1-0		0-0-0		0-0-0								
1-3-0		0-1-0		1-0-		AWAY		0-0-0		0-1-0		0-0-0								
2-1-0		0-1-0		1-0-0		NEUTRAL		0-0-0		0-0-0		1-0-0								
5-1-3		0-0-0		1-0-0		CONFERENCE		0-0-1		1-1-0		3-0-2								
1-1-2		0-0-0		0-0-0		HOME		0-0-1		0-1-0		1-0-1								
4-0-1		0-0-0		1-0-0		AWAY		0-0-0		1-0-0		2-0-1								
0-0-0		0-0-0		0-0-0		NEUTRAL		0-0-0		0-0-0		0-0-0								
RPI	S	Opponent		Score		RPI	S	Opponent		Score		RPI	S	Opponent		Score				
5	A	San Diego St.		2	3	34	A	Denver		0	4	55	H	Cal St. Northridge		0	0			
6	H	BYU		2	3	40	A	Long Beach St.		1	0	76	H	Loyola Marymount		0	2			
14	H	Texas A&M		1	2	42	A	Oregon St.		1	0			125 A Oregon		0	1			
23	N	Pepperdine		0	4	43	N	Princeton		2	1			172 H Hawaii		0	0			
						50	H	Auburn		1	0			193 H UC Santa Barbara		3	1			
														209 A UC Davis		1	1			
														224 N Cincinnati		2	1			
														232 A UC Riverside		2	1			
														257 A Pacific		2	1			
LAST 10 GAMES																				
						172	H	Hawaii		0	0	193	H	UC Santa Barbara		3	1			
						55	H	Cal St. Northridge		0	0	108	H	Cal Poly		1	2			
						40	A	Long Beach St.		1	0	232	A	UC Riverside		2	1			
						209	A	UC Davis		1	1	102	A	Cal St. Fullerton		3	1			
						257	A	Pacific		2	1	5	A	San Diego St.		2	3			

Non-Div. I Games:

UC Irvine

Butler

Butler

Average RPI Win: 176		WON-LOST RECORD		WINNING PCT. RANK		LAST 10 GAMES		STRENGTH OF SCHEDULE		OPP. STRENGTH OF SCHEDULE		TEAM RPI		ADJ RPI		CONF. RPI		ADJ CONF. RPI	
DIV. I ONLY		12-5-3		.675 61		3-4-3		114		77		58		.5638 61		3		3	
DIV. I NON-CONF.		9-0-0		1 1		0-0-0		231		239		42		.59397 45		4		4	
TOTALS		RPI 1-25		RPI 26-50		W-L RECORDS		RPI 51-100		RPI 101-150		RPI 150+							
12-5-3		0-2-1		1-1-1		OVERALL		2-1-0		1-1-1		8-0-0							
7-3-0		0-2-0		1-0-0		HOME		2-0-0		0-1-0		4-0-0							
4-2-3		0-0-1		0-1-1		AWAY		0-1-0		1-0-1		3-0-0							
1-0-0		0-0-0		0-0-0		NEUTRAL		0-0-0		0-0-0		1-0-0							
9-0-0		0-0-0		0-0-0		NON-CONFERENCE		0-0-0		1-0-0		8-0-0							
4-0-0		0-0-0		0-0-0		HOME		0-0-0		0-0-0		4-0-0							
4-0-0		0-0-0		0-0-		AWAY		0-0-0		1-0-0		3-0-0							
1-0-0		0-0-0		0-0-0		NEUTRAL		0-0-0		0-0-0		1-0-0							
3-5-3		0-2-1		1-1-1		CONFERENCE		2-1-0		0-1-1		0-0-0							
3-3-0		0-2-0		1-0-0		HOME		2-0-0		0-1-0		0-0-0							
0-2-3		0-0-1		0-1-1		AWAY		0-1-0		0-0-1		0-0-0							
0-0-0		0-0-0		0-0-0		NEUTRAL		0-0-0		0-0-0		0-0-0							
RPI	S	Opponent		Score	RPI	S	Opponent		Score	RPI	S	Opponent		Score					
3	H	Penn St.		1 2	36	H	Wisconsin		2 1	71	A	Northwestern		0 1					
16	H	Ohio St.		1 4	47	A	Illinois		1 2	93	H	Purdue		3 2					
21	A	Michigan		0 0	49	A	Minnesota		0 0	94	H	Indiana		1 0					

Non-Div. I Games:

Iowa

Average RPI Win: 170		WON-LOST RECORD		WINNING PCT. RANK		LAST 10 GAMES		STRENGTH OF SCHEDULE		OPP. STRENGTH OF SCHEDULE		TEAM RPI		ADJ RPI		CONF. RPI		ADJ CONF. RPI	
DIV. I ONLY		11-6-3		.625 87		7-2-1		81		84		61		.56176 62		9		9	
DIV. I NON-CONF.		3-4-2		.44444 187		0-0-0		74		53		117		.52741 117		8		8	
TOTALS		RPI 1-25		RPI 26-50		W-L RECORDS		RPI 51-100		RPI 101-150		RPI 150+							
11-6-3		0-2-0		0-2-0		OVERALL		3-2-3		1-0-0		7-0-0							
6-3-2		0-1-0		0-1-0		HOME		2-1-2		0-0-0		4-0-0							
5-3-1		0-1-0		0-1-0		AWAY		1-1-1		1-0-0		3-0-0							
0-0-0		0-0-0		0-0-0		NEUTRAL		0-0-0		0-0-0		0-0-0							
3-4-2		0-1-0		0-1-0		NON-CONFERENCE		0-2-2		0-0-0		3-0-0							
2-2-1		0-1-0		0-0-0		HOME		0-1-1		0-0-0		2-0-0							
1-2-1		0-0-0		0-0-		AWAY		0-1-1		0-0-0		1-0-0							
0-0-0		0-0-0		0-0-0		NEUTRAL		0-0-0		0-0-0		0-0-0							
8-2-1		0-1-0		0-1-0		CONFERENCE		3-0-1		1-0-0		4-0-0							
4-1-1		0-0-0		0-1-0		HOME		2-0-1		0-0-0		2-0-0							
4-1-0		0-1-0		0-0-0		AWAY		1-0-0		1-0-0		2-0-0							
0-0-0		0-0-0		0-0-0		NEUTRAL		0-0-0		0-0-0		0-0-0							
RPI S	Opponent		Score		RPI S	Opponent		Score		RPI S	Opponent		Score		RPI S	Opponent		Score	
11 H	Baylor		0	1	38 A	Stephen F. Austin		0	1	54 A	LSU		1	1	115 A	Houston		1	0
19 A	UCF		0	1	45 H	Colorado Col.		0	1	69 H	SMU		3	2	185 H	UTEP		1	0
										73 A	Oklahoma St.		0	4	188 H	Marshall		4	1
										80 A	Memphis		2	0	192 A	McNeese St.		2	0
										83 H	TCU		0	2	219 H	Texas St.		2	1
										84 H	Tulsa		1	0	229 H	Sam Houston St.		2	0
										87 H	East Carolina		0	0	235 A	Southern Miss.		1	0
										97 H	Oklahoma		1	1	279 A	UAB		3	2
LAST 10 GAMES																			
										115 A	Houston		1	0	87 H	East Carolina		0	0
										45 H	Colorado Col.		0	1	188 H	Marshall		4	1
										185 H	UTEP		1	0	19 A	UCF		0	1
										279 A	UAB		3	2	235 A	Southern Miss.		1	0
										80 A	Memphis		2	0	69 H	SMU		3	2

Non-Div. I Games:

Rice

Average RPI Win: 136		WON-LOST RECORD		WINNING PCT. RANK		LAST 10 GAMES		STRENGTH OF SCHEDULE		OPP. STRENGTH OF SCHEDULE		TEAM RPI		ADJ RPI		CONF. RPI		ADJ CONF. RPI					
DIV. I ONLY		12-8-0		.6 102		4-6-0		92		41		69		.56067 63		4		4					
DIV. I NON-CONF.		7-0-0		1 1		0-0-0		212		121		33		.61255 32		2		2					
TOTALS		RPI 1-25		RPI 26-50		W-L RECORDS		RPI 51-100		RPI 101-150		RPI 150+											
12-8-0		1-3-0		1-2-0		OVERALL		4-2-0		1-1-0		5-0-0											
7-4-0		1-2-0		1-0-0		HOME		1-2-0		0-0-0		4-0-0											
5-4-0		0-1-0		0-2-0		AWAY		3-0-0		1-1-0		1-0-0											
0-0-0		0-0-0		0-0-0		NEUTRAL		0-0-0		0-0-0		0-0-0											
7-0-0		1-0-0		0-0-0		NON-CONFERENCE		1-0-0		0-0-0		5-0-0											
5-0-0		1-0-0		0-0-0		HOME		0-0-0		0-0-0		4-0-0											
2-0-0		0-0-0		0-0-		AWAY		1-0-0		0-0-0		1-0-0											
0-0-0		0-0-0		0-0-0		NEUTRAL		0-0-0		0-0-0		0-0-0											
5-8-0		0-3-0		1-2-0		CONFERENCE		3-2-0		1-1-0		0-0-0											
2-4-0		0-2-0		1-0-0		HOME		1-2-0		0-0-0		0-0-0											
3-4-0		0-1-0		0-2-0		AWAY		2-0-0		1-1-0		0-0-0											
0-0-0		0-0-0		0-0-0		NEUTRAL		0-0-0		0-0-0		0-0-0											
RPI	S	Opponent		Score		RPI	S	Opponent		Score		RPI	S	Opponent		Score							
9	A	Florida		1	3	26	H	Kentucky		2	0	54	H	LSU		2	3	106	A	Vanderbilt		1	0
13	H	Tennessee		1	2	31	A	Missouri		1	2	65	H	Arkansas		4	1	129	A	Mississippi St.		2	3
14	H	Texas A&M		0	4	50	A	Auburn		0	1	78	A	Middle Tenn.		3	1	158	H	Saint Louis		3	1
25	H	Texas Tech		2	0							92	H	Georgia		0	2	176	A	Troy		5	0
												96	A	Alabama		1	0	241	H	La.-Lafayette		1	0
												100	A	South Carolina		2	1	279	H	UAB		4	1
																		285	H	UALR		8	0
LAST 10 GAMES																							
						129	A	Mississippi St.		2	3	26	H	Kentucky		2	0						
						13	H	Tennessee		1	2	92	H	Georgia		0	2						
						54	H	LSU		2	3	50	A	Auburn		0	1						
						100	A	South Carolina		2	1	9	A	Florida		1	3						
						106	A	Vanderbilt		1	0	96	A	Alabama		1	0						

Non-Div. I Games:

Ole Miss

**K  
a  
n  
s  
a  
s**

## Kansas



Average RPI Win:	90	WON-LOST	WINNING	LAST 10	STRENGTH OF	OPP. STRENGTH	TEAM	ADJ	CONF.	ADJ CONF.	
Average RPI Loss:	61	RECORD	PCT. RANK	GAMES	SCHEDULE	OF SCHEDULE	RPI	RPI	RPI	RPI	
DIV. I ONLY	9-9-1	.5	150	5-4-1	32	29	63	.55986	65	4	4
DIV. I NON-CONF.	3-3-0	.5	153	0-0-0	42	61	91	.5512	91	2	2
<hr/>											
TOTALS	RPI 1-25	RPI 26-50		W-L RECORDS		RPI 51-100		RPI 101-150		RPI 150+	
9-9-1	1-3-0	3-0-0		OVERALL		2-4-1		1-2-0		2-0-0	
6-4-1	0-2-0	2-0-0		HOME		2-0-1		0-2-0		2-0-0	
3-5-0	1-1-0	1-0-0		AWAY		0-4-0		1-0-0		0-0-0	
0-0-0	0-0-0	0-0-0		NEUTRAL		0-0-0		0-0-0		0-0-0	
3-3-0	0-1-0	0-0-0		NON-CONFERENCE		1-1-0		0-1-0		2-0-0	
3-2-0	0-1-0	0-0-0		HOME		1-0-0		0-1-0		2-0-0	
0-1-0	0-0-0	0-0-		AWAY		0-1-0		0-0-0		0-0-0	
0-0-0	0-0-0	0-0-0		NEUTRAL		0-0-0		0-0-0		0-0-0	
6-6-1	1-2-0	3-0-0		CONFERENCE		1-3-1		1-1-0		0-0-0	
3-2-1	0-1-0	2-0-0		HOME		1-0-1		0-1-0		0-0-0	
3-4-0	1-1-0	1-0-0		AWAY		0-3-0		1-0-0		0-0-0	
0-0-0	0-0-0	0-0-0		NEUTRAL		0-0-0		0-0-0		0-0-0	
RPI S	Opponent	Score		RPI S	Opponent	Score		RPI S	Opponent	Score	
4 H	Florida St.	0	1	26 H	Kentucky	3	2	54 A	LSU	2	3
9 A	Florida	0	4	31 A	Missouri	2	1	63 A	Ole Miss	1	4
13 A	Tennessee	1	0	50 H	Auburn	1	0	69 A	SMU	0	4
14 H	Texas A&M	1	3					86 H	Texas	1	0
								92 A	Georgia	0	2
								96 H	Alabama	3	1
								100 H	South Carolina	1	1
									</		

Non-Div. I Games:

Arkansas

Average RPI Win:	198	WON-LOST	WINNING	LAST 10	STRENGTH OF	OPP. STRENGTH	TEAM	ADJ	CONF.	ADJ CONF.	
Average RPI Loss:	88	RECORD	PCT. RANK	GAMES	SCHEDULE	OF SCHEDULE	RPI	RPI	RPI	RPI	
DIV. I ONLY	11-3-3	.73529	38	7-2-1	133	194	64	.55953	66	22	22
DIV. I NON-CONF.	4-2-2	.625	97	0-1-0	47	147	59	.57292	63	20	21
<hr/>											
TOTALS	RPI 1-25	RPI 26-50		W-L RECORDS		RPI 51-100		RPI 101-150		RPI 150+	
11-3-3	0-1-0	0-0-0		OVERALL		2-1-0		3-0-2		6-1-1	
7-1-1	0-1-0	0-0-0		HOME		1-0-0		2-0-1		4-0-0	
2-1-2	0-0-0	0-0-0		AWAY		0-0-0		1-0-1		1-1-1	
2-1-0	0-0-0	0-0-0		NEUTRAL		1-1-0		0-0-0		1-0-0	
<hr/>											
4-2-2	0-1-0	0-0-0		NON-CONFERENCE		2-1-0		0-0-1		2-0-1	
2-1-1	0-1-0	0-0-0		HOME		1-0-0		0-0-1		1-0-0	
0-0-1	0-0-0	0-0-		AWAY		0-0-0		0-0-0		0-0-1	
2-1-0	0-0-0	0-0-0		NEUTRAL		1-1-0		0-0-0		1-0-0	
<hr/>											
7-1-1	0-0-0	0-0-0		CONFERENCE		0-0-0		3-0-1		4-1-0	
5-0-0	0-0-0	0-0-0		HOME		0-0-0		2-0-0		3-0-0	
2-1-1	0-0-0	0-0-0		AWAY		0-0-0		1-0-1		1-1-0	
0-0-0	0-0-0	0-0-0		NEUTRAL		0-0-0		0-0-0		0-0-0	
<hr/>											
RPI S	Opponent	Score		RPI S	Opponent	Score		RPI S	Opponent	Score	
19 H	UCF	0 4									
						75 N	UNLV	1 2	119 H	Illinois St.	2 2
						84 N	Tulsa	1 0	120 A	East Tenn. St.	2 1
						90 H	FIU	1 0	133 A	Jacksonville	1 1
									137 H	Kennesaw St.	1 0
									147 H	Mercer	1 0
									158 N	Saint Louis	2 1
									171 A	North Florida	0 2
									251 A	Northern Ariz.	1 1
									267 H	Northern Ky.	6 0
									277 H	Green Bay	2 1
									288 H	Stetson	2 0
									297 H	Lipscomb	2 0
									313 A	USC Upstate	2 0
<hr/>											
				LAST 10 GAMES							
				147 H	Mercer	1	0	267 H	Northern Ky.	6	0
				137 H	Kennesaw St.	1	0	297 H	Lipscomb	2	0
				288 H	Stetson	2	0	120 A	East Tenn. St.	2	1
				133 A	Jacksonville	1	1	313 A	USC Upstate	2	0
				171 A	North Florida	0	2	75 N	UNLV	1	2

Non-Div. I Games: Lynn 7 0

Fla. Gulf Coast

Average RPI Win: 160		WON-LOST RECORD		WINNING PCT. RANK		LAST 10 GAMES		STRENGTH OF SCHEDULE		OPP. STRENGTH OF SCHEDULE		TEAM RPI		ADJ RPI		CONF. RPI		ADJ CONF. RPI	
DIV. I ONLY		9-8-2		.52632 142		4-5-1		41		63		66		.5591 67		7		7	
DIV. I NON-CONF.		4-2-1		.64286 91		0-0-0		109		40		77		.56256 77		7		7	
TOTALS		RPI 1-25		RPI 26-50		W-L RECORDS		RPI 51-100		RPI 101-150		RPI 150+							
9-8-2		0-4-2		1-1-0		OVERALL		1-2-0		3-1-0		4-0-0							
6-3-1		0-2-1		1-0-0		HOME		0-1-0		3-0-0		2-0-0							
3-4-0		0-1-0		0-1-0		AWAY		1-1-0		0-1-0		2-0-0							
0-1-1		0-1-1		0-0-0		NEUTRAL		0-0-0		0-0-0		0-0-0							
4-2-1		0-2-1		0-0-0		NON-CONFERENCE		0-0-0		1-0-0		3-0-0							
3-1-0		0-1-0		0-0-0		HOME		0-0-0		1-0-0		2-0-0							
1-0-0		0-0-0		0-0-		AWAY		0-0-0		0-0-0		1-0-0							
0-1-1		0-1-1		0-0-0		NEUTRAL		0-0-0		0-0-0		0-0-0							
5-6-1		0-2-1		1-1-0		CONFERENCE		1-2-0		2-1-0		1-0-0							
3-2-1		0-1-1		1-0-0		HOME		0-1-0		2-0-0		0-0-0							
2-4-0		0-1-0		0-1-0		AWAY		1-1-0		0-1-0		1-0-0							
0-0-0		0-0-0		0-0-0		NEUTRAL		0-0-0		0-0-0		0-0-0							
RPI S	Opponent	Score		RPI S	Opponent	Score		RPI S	Opponent	Score		RPI S	Opponent	Score					
7 N	Santa Clara	1	1	30 A	Georgetown	0	4	53 H	South Fla.	0	1	116 A	Pittsburgh	1	2				
10 N	North Carolina	0	2	41 H	Rutgers	3	1	91 A	Syracuse	2	3	127 H	DePaul	3	2				
18 H	Notre Dame	0	4					99 A	Villanova	2	1	130 H	Marist	3	1				
22 A	Marquette	1	4									144 H	Providence	3	2				
22 H	Marquette	1	1									168 A	St. John's (NY)	5	1				
24 H	Boston College	3	4									175 H	Maine	3	0				
												271 H	Vermont	4	2				
												284 A	Central Conn. St.	4	1				
LAST 10 GAMES																			
	22 A	Marquette	1	4		53 H	South Fla.	0	1										
	41 H	Rutgers	3	1		18 H	Notre Dame	0	4										
	144 H	Providence	3	2		127 H	DePaul	3	2										
	116 A	Pittsburgh	1	2		99 A	Villanova	2	1										
	22 H	Marquette	1	1		30 A	Georgetown	0	4										

Non-Div. I Games:

Connecticut

Average RPI Win:		213	WON-LOST		WINNING		LAST 10		STRENGTH OF		OPP. STRENGTH		TEAM		ADJ		CONF.		ADJ CONF.	
Average RPI Loss:		40	RECORD		PCT. RANK		GAMES		SCHEDULE		OF SCHEDULE		RPI		RPI		RPI		RPI	
DIV. I ONLY			12-6-1		.65789		67		9-1-0		98		113		65		.5587		68	
DIV. I NON-CONF.			4-6-1		.40909		211		1-1-0		52		38		109		.53035		113	
TOTALS		RPI 1-25		RPI 26-50		W-L RECORDS		RPI 51-100		RPI 101-150		RPI 150+								
12-6-1		0-3-0		0-2-0		OVERALL		0-0-1		1-1-0		11-0-0								
6-2-0		0-1-0		0-0-0		HOME		0-0-0		0-1-0		6-0-0								
6-4-1		0-2-0		0-2-0		AWAY		0-0-1		1-0-0		5-0-0								
0-0-0		0-0-0		0-0-0		NEUTRAL		0-0-0		0-0-0		0-0-0								
4-6-1		0-3-0		0-2-0		NON-CONFERENCE		0-0-1		0-1-0		4-0-0								
2-2-0		0-1-0		0-0-0		HOME		0-0-0		0-1-0		2-0-0								
2-4-1		0-2-0		0-0-		AWAY		0-0-1		0-0-0		2-0-0								
0-0-0		0-0-0		0-0-0		NEUTRAL		0-0-0		0-0-0		0-0-0								
8-0-0		0-0-0		0-0-0		CONFERENCE		0-0-0		1-0-0		7-0-0								
4-0-0		0-0-0		0-0-0		HOME		0-0-0		0-0-0		4-0-0								
4-0-0		0-0-0		0-0-0		AWAY		0-0-0		1-0-0		3-0-0								
0-0-0		0-0-0		0-0-0		NEUTRAL		0-0-0		0-0-0		0-0-0								
RPI	S	Opponent		Score		RPI	S	Opponent		Score		RPI	S	Opponent		Score				
1	A	Stanford		0	1	29	A	Dartmouth		1	2	95	A	Harvard		2	2			
7	A	Santa Clara		0	1	48	A	Dayton		1	2			131 H Massachusetts		0	1			
24	H	Boston College		1	3									135 A Hartford		1	0			
														153 A Northeastern		3	0			
														154 H Stony Brook		3	2			
														175 H Maine		2	0			
														187 A North Carolina St.		3	1			
														194 H Monmouth		2	0			
														227 A Binghamton		1	0			
														247 H New Hampshire		1	0			
														260 H Albany (NY)		3	1			
														271 A Vermont		2	1			
														274 A UMBC		1	0			
														284 H Central Conn. St.		3	0			
LAST 10 GAMES																				
						247	H	New Hampshire		1	0	274	A	UMBC		1	0			
						29	A	Dartmouth		1	2	271	A	Vermont		2	1			
						227	A	Binghamton		1	0	175	H	Maine		2	0			
						135	A	Hartford		1	0	260	H	Albany (NY)		3	1			
						154	H	Stony Brook		3	2	187	A	North Carolina St.		3	1			

Non-Div. I Games:

Boston U.

SMU

Average RPI Win:131

Average RPI Loss:71

WON-LOST  
RECORD

WINNING  
PCT. RANK

LAST 10  
GAMES

STRENGTH OF  
SCHEDULE

OPP. STRENGTH  
OF SCHEDULE

TEAM  
RPI

ADJ  
RPI

CONF.  
RPI

ADJ CONF.  
RPI

DIV. I ONLY

DIV. I NON-CONF.

8-7-4

4-4-0

.52632

.5

142

153

4-3-3

0-0-0

45

13

69

15

70

44

.55759

.5941

69

44

9

8

9

8

TOTALS

RPI 1-25

RPI 26-50

W-L RECORDS

RPI 51-100

RPI 101-150

RPI 150+

8-7-4

1-3-0

0-0-1

OVERALL

3-3-2

1-0-1

3-1-0

5-0-2

0-0-0

0-0-1

HOME

2-0-1

1-0-0

2-0-0

3-5-2

1-2-0

0-0-0

AWAY

1-2-1

0-0-1

1-1-0

0-2-0

0-1-0

0-0-0

NEUTRAL

0-1-0

0-0-0

0-0-0

4-4-0

0-3-0

0-0-0

NON-CONFERENCE

3-1-0

1-0-0

0-0-0

3-0-0

0-0-0

0-0-0

HOME

2-0-0

1-0-0

0-0-0

1-2-0

0-2-0

0-0-

AWAY

1-0-0

0-0-0

0-0-0

0-2-0

0-1-0

0-0-0

NEUTRAL

0-1-0

0-0-0

0-0-0

4-3-4

1-0-0

0-0-1

CONFERENCE

0-2-2

0-0-1

3-1-0

2-0-2

0-0-0

0-0-1

HOME

0-0-1

0-0-0

2-0-0

2-3-2

1-0-0

0-0-0

AWAY

0-2-1

0-0-1

1-1-0

0-0-0

0-0-0

0-0-0

NEUTRAL

0-0-0

0-0-0

0-0-0

RPI S Opponent Score

RPI S Opponent Score

RPI S Opponent Score

RPI S Opponent Score

5 A San Diego St. 0 1

8 N Virginia 1 2

11 A Baylor 1 2

19 A UCF 2 1

45 H Colorado Col. 2 2

62 A Rice 2 3

65 H Arkansas 4 0

80 H Memphis 1 1

83 A TCU 2 1

84 A Tulsa 1 2

87 A East Carolina 0 0

89 N New Mexico 1 4

97 H Oklahoma 3 0

115 A Houston 2 2

134 H Oral Roberts 2 1

185 H UTEP 3 0

188 A Marshall 1 0

235 A Southern Miss. 0 2

279 H UAB 3 1

LAST 10 GAMES

LAST 10 GAMES

LAST 10 GAMES

LAST 10 GAMES

84 A Tulsa 1 2

80 H Memphis 1 1

279 H UAB 3 1

188 A Marshall 1 0

87 A East Carolina 0 0

19 A UCF 2 1

235 A Southern Miss. 0 2

45 H Colorado Col. 2 2

185 H UTEP 3 0

62 A Rice 2 3

S  
M  
U

Non-Div. I Games:

SMU

Average RPI Win: 163		WON-LOST RECORD	WINNING PCT. RANK	LAST 10 GAMES	STRENGTH OF SCHEDULE	OPP. STRENGTH OF SCHEDULE	TEAM RPI	ADJ RPI		CONF. RPI	ADJ CONF. RPI						
Average RPI Loss: 103																	
DIV. I ONLY		11-4-4	.68421	54	7-2-1	125	109	67	.55734	70	12	12					
DIV. I NON-CONF.		5-2-3	.65	83	1-0-0	168	98	100	.5389	100	12	12					
<hr/>																	
TOTALS		RPI 1-25		RPI 26-50		W-L RECORDS		RPI 51-100		RPI 101-150		RPI 150+					
11-4-4		0-1-0		0-0-1		OVERALL		2-1-1		4-1-1		5-1-1					
5-1-3		0-0-0		0-0-0		HOME		1-1-1		3-0-1		1-0-1					
6-2-1		0-1-0		0-0-1		AWAY		1-0-0		1-1-0		4-0-0					
0-1-0		0-0-0		0-0-0		NEUTRAL		0-0-0		0-0-0		0-1-0					
5-2-3		0-1-0		0-0-0		NON-CONFERENCE		1-0-1		2-0-1		2-1-1					
1-0-3		0-0-0		0-0-0		HOME		0-0-1		1-0-1		0-0-1					
4-1-0		0-1-0		0-0-		AWAY		1-0-0		1-0-0		2-0-0					
0-1-0		0-0-0		0-0-0		NEUTRAL		0-0-0		0-0-0		0-1-0					
6-2-1		0-0-0		0-0-1		CONFERENCE		1-1-0		2-1-0		3-0-0					
4-1-0		0-0-0		0-0-0		HOME		1-1-0		2-0-0		1-0-0					
2-1-1		0-0-0		0-0-1		AWAY		0-0-0		0-1-0		2-0-0					
0-0-0		0-0-0		0-0-0		NEUTRAL		0-0-0		0-0-0		0-0-0					
RPI	S	Opponent		Score		RPI	S	Opponent		Score		RPI	S	Opponent		Score	
13	A	Tennessee		0 2		48	A	Dayton		1 1		51	H	La Salle		1 2	
												58	A	William & Mary		2 1	
												60	H	Butler		1 0	
												99	H	Villanova		1 1	
												105	A	Charlotte		1 2	
												116	H	Pittsburgh		1 0	
												122	H	High Point		1 1	
												123	A	Longwood		3 0	
												132	H	Richmond		3 1	
												145	H	Fordham		6 0	
												158	H	Saint Louis		2 0	
												231	A	American		1 0	
												242	A	Xavier		1 0	
												243	N	Akron		1 2	
												253	A	George Washington		2 0	
												273	A	Old Dominion		2 1	
												274	H	UMBC		0 0	
<hr/>																	
LAST 10 GAMES																	
48 A Dayton						1 1											
242 A Xavier						1 0											
132 H Richmond						3 1											
60 H Butler						1 0											
158 H Saint Louis						2 0											
51 H La Salle						1 2											
145 H Fordham						6 0											
253 A George Washington						2 0											
105 A Charlotte						1 2											
273 A Old Dominion						2 1											

Non-Div. I Games:

VCU

Average RPI Win:		96	WON-LOST RECORD		WINNING PCT. RANK		LAST 10 GAMES		STRENGTH OF SCHEDULE		OPP. STRENGTH OF SCHEDULE		TEAM RPI		ADJ RPI		CONF. RPI		ADJ CONF. RPI				
DIV. I ONLY			7-10-2		.42105 203		3-7-0		13		58		76		.5572 71		3		3				
DIV. I NON-CONF.			4-2-2		.625 97		0-0-0		11		106		31		.61519 31		4		4				
TOTALS		RPI 1-25			RPI 26-50			W-L RECORDS			RPI 51-100			RPI 101-150			RPI 150+						
7-10-2		0-4-0			1-3-0			OVERALL			3-2-1			1-1-1			2-0-0						
3-5-1		0-4-0			0-0-0			HOME			1-0-1			0-1-0			2-0-0						
4-5-1		0-0-0			1-3-0			AWAY			2-2-0			1-0-1			0-0-0						
0-0-0		0-0-0			0-0-0			NEUTRAL			0-0-0			0-0-0			0-0-0						
4-2-2		0-1-0			0-1-0			NON-CONFERENCE			2-0-1			0-0-1			2-0-0						
2-1-1		0-1-0			0-0-0			HOME			0-0-1			0-0-0			2-0-0						
2-1-1		0-0-0			0-0-			AWAY			2-0-0			0-0-1			0-0-0						
0-0-0		0-0-0			0-0-0			NEUTRAL			0-0-0			0-0-0			0-0-0						
3-8-0		0-3-0			1-2-0			CONFERENCE			1-2-0			1-1-0			0-0-0						
1-4-0		0-3-0			0-0-0			HOME			1-0-0			0-1-0			0-0-0						
2-4-0		0-0-0			1-2-0			AWAY			0-2-0			1-0-0			0-0-0						
0-0-0		0-0-0			0-0-0			NEUTRAL			0-0-0			0-0-0			0-0-0						
RPI	S	Opponent			Score			RPI	S	Opponent			Score			RPI	S	Opponent			Score		
3	H	Penn St.			1 4			36	A	Wisconsin			1 2			52	A	Miami (OH)			2 1		
16	H	Ohio St.			0 2			47	A	Illinois			2 1			61	H	Iowa			1 0		
21	H	Michigan			0 2			48	A	Dayton			2 5			64	A	Kansas			2 1		
22	H	Marquette			0 2			49	A	Minnesota			0 1			79	H	Colorado			2 2		
														93	A	Purdue			0 1				
														94	A	Indiana			0 1				
LAST 10 GAMES																							
					118	A	Michigan St.			1 0			21	H	Michigan			0 2					
					61	H	Iowa			1 0			94	A	Indiana			0 1					
					47	A	Illinois			2 1			93	A	Purdue			0 1					
					49	A	Minnesota			0 1			16	H	Ohio St.			0 2					
					36	A	Wisconsin			1 2			3	H	Penn St.			1 4					

Non-Div. I Games:

Northwestern

Average RPI Win:		185	WON-LOST RECORD		WINNING PCT. RANK	LAST 10 GAMES	STRENGTH OF SCHEDULE		OPP. STRENGTH OF SCHEDULE	TEAM RPI	ADJ RPI	CONF. RPI	ADJ CONF. RPI				
Average RPI Loss:		73															
DIV. I ONLY			12-6-2		.65	74	7-2-1		101	110	71	.55696	72	13	13		
DIV. I NON-CONF.			5-3-1		.61111	105	0-0-0		29	56	47	.59234	47	13	13		
TOTALS		RPI 1-25		RPI 26-50		W-L RECORDS		RPI 51-100		RPI 101-150		RPI 150+					
12-6-2		0-1-1		0-1-0		OVERALL		1-2-0		1-2-1		10-0-0					
7-3-1		0-0-0		0-0-0		HOME		1-1-0		1-2-1		5-0-0					
5-3-0		0-1-0		0-1-0		AWAY		0-1-0		0-0-0		5-0-0					
0-0-1		0-0-1		0-0-0		NEUTRAL		0-0-0		0-0-0		0-0-0					
5-3-1		0-1-1		0-1-0		NON-CONFERENCE		0-1-0		1-0-0		4-0-0					
4-1-0		0-0-0		0-0-0		HOME		0-1-0		1-0-0		3-0-0					
1-2-0		0-1-0		0-0-		AWAY		0-0-0		0-0-0		1-0-0					
0-0-1		0-0-1		0-0-0		NEUTRAL		0-0-0		0-0-0		0-0-0					
7-3-1		0-0-0		0-0-0		CONFERENCE		1-1-0		0-2-1		6-0-0					
3-2-1		0-0-0		0-0-0		HOME		1-0-0		0-2-1		2-0-0					
4-1-0		0-0-0		0-0-0		AWAY		0-1-0		0-0-0		4-0-0					
0-0-0		0-0-0		0-0-0		NEUTRAL		0-0-0		0-0-0		0-0-0					
RPI	S	Opponent		Score		RPI	S	Opponent		Score		RPI	S	Opponent		Score	
8	A	Virginia		0	2	28	A	Virginia Tech		0	1	58	A	William & Mary		1	3
12	N	Wake Forest		0	0							81	H	Drexel		2	0
												87	H	East Carolina		1	2
														105 H Charlotte		3	0
														110 H Hofstra		0	1
														149 H Delaware		0	1
														149 H Delaware		1	1
														153 A Northeastern		4	2
														163 H James Madison		3	1
														165 H Campbell		3	0
														176 H Troy		4	0
														180 H Davidson		3	2
														203 A Coastal Caro.		1	0
														204 A George Mason		4	0
														238 A Georgia St.		3	0
														273 H Old Dominion		5	0
														278 A Towson		5	2
						LAST 10 GAMES											
						149	H	Delaware		1	1	273	H	Old Dominion		5	0
						238	A	Georgia St.		3	0	58	A	William & Mary		1	3
						204	A	George Mason		4	0	149	H	Delaware		0	1
						278	A	Towson		5	2	81	H	Drexel		2	0
						163	H	James Madison		3	1	153	A	Northeastern		4	2

Non-Div. I Games:

UNC Wilmington



Average RPI Win:	159	WON-LOST	WINNING	LAST 10	STRENGTH OF	OPP. STRENGTH	TEAM	ADJ	CONF.	ADJ CONF.	
Average RPI Loss:	58 <th>RECORD</th> <th>PCT. RANK</th> <th>GAMES</th> <th>SCHEDULE</th> <th>OF SCHEDULE</th> <th>RPI</th> <th>RPI</th> <th>RPI</th> <th>RPI</th>	RECORD	PCT. RANK	GAMES	SCHEDULE	OF SCHEDULE	RPI	RPI	RPI	RPI	
DIV. I ONLY	11-5-3	.65789	67	3-4-3	143	68	75	.55658	73	5	5
DIV. I NON-CONF.	10-0-0	1	1	2-0-0	228	94	34	.60914	36	6	6
<hr/>											
TOTALS	RPI 1-25	RPI 26-50		W-L RECORDS		RPI 51-100		RPI 101-150		RPI 150+	
11-5-3	0-2-1	0-0-0		OVERALL		3-3-2		4-0-0		4-0-0	
8-0-3	0-0-1	0-0-0		HOME		2-0-2		3-0-0		3-0-0	
3-5-0	0-2-0	0-0-0		AWAY		1-3-0		1-0-0		1-0-0	
0-0-0	0-0-0	0-0-0		NEUTRAL		0-0-0		0-0-0		0-0-0	
<hr/>											
10-0-0	0-0-0	0-0-0		NON-CONFERENCE		3-0-0		3-0-0		4-0-0	
7-0-0	0-0-0	0-0-0		HOME		2-0-0		2-0-0		3-0-0	
3-0-0	0-0-0	0-0-		AWAY		1-0-0		1-0-0		1-0-0	
0-0-0	0-0-0	0-0-0		NEUTRAL		0-0-0		0-0-0		0-0-0	
<hr/>											
1-5-3	0-2-1	0-0-0		CONFERENCE		0-3-2		1-0-0		0-0-0	
1-0-3	0-0-1	0-0-0		HOME		0-0-2		1-0-0		0-0-0	
0-5-0	0-2-0	0-0-0		AWAY		0-3-0		0-0-0		0-0-0	
0-0-0	0-0-0	0-0-0		NEUTRAL		0-0-0		0-0-0		0-0-0	
<hr/>											
RPI S	Opponent	Score	RPI S	Opponent	Score	RPI S	Opponent	Score	RPI S	Opponent	Score
11 H	Baylor	0 0				56 H	North Texas	3 2	106 H	Vanderbilt	3 1
20 A	West Virginia	0 1				62 H	Rice	4 0	114 H	Iowa St.	1 0
25 A	Texas Tech	0 2				64 A	Kansas	1 2	138 A	Milwaukee	3 1
						80 A	Memphis	3 2	141 H	Fresno St.	2 0
						83 H	TCU	3 3	252 H	Weber St.	1 0
						86 A	Texas	0 1	255 H	UMKC	1 0
						97 A	Oklahoma	0 1	268 H	Creighton	4 1
						97 H	Oklahoma	1 1	279 A	UAB	4 2
<hr/>											
LAST 10 GAMES											
	25 A	Texas Tech	0 2		97 H	Oklahoma	1 1				
	138 A	Milwaukee	3 1		114 H	Iowa St.	1 0				
	11 H	Baylor	0 0		20 A	West Virginia	0 1				
	83 H	TCU	3 3		64 A	Kansas	1 2				
	86 A	Texas	0 1		141 H	Fresno St.	2 0				

Non-Div. I Games:

Oklahoma St.

Average RPI Win:	195	WON-LOST	WINNING	LAST 10	STRENGTH OF	OPP. STRENGTH	TEAM	ADJ	CONF.	ADJ CONF.					
Average RPI Loss:	85	RECORD	PCT. RANK	GAMES	SCHEDULE	OF SCHEDULE	RPI	RPI	RPI	RPI					
DIV. I ONLY		12-7-1	.625	87	8-1-1	86	116	73	.55642	74	18	18			
DIV. I NON-CONF.		3-5-0	.375	223	0-0-0	24	5	89	.5544	88	19	18			
<hr/>															
TOTALS	RPI 1-25	RPI 26-50		W-L RECORDS		RPI 51-100		RPI 101-150		RPI 150+					
12-7-1	1-2-0	0-2-0		OVERALL		0-1-1		2-0-0		9-2-0					
6-2-0	0-0-0	0-0-0		HOME		0-0-0		1-0-0		5-2-0					
6-3-1	1-1-0	0-1-0		AWAY		0-1-1		1-0-0		4-0-0					
0-2-0	0-1-0	0-1-0		NEUTRAL		0-0-0		0-0-0		0-0-0					
<hr/>															
3-5-0	1-2-0	0-2-0		NON-CONFERENCE		0-1-0		1-0-0		1-0-0					
2-0-0	0-0-0	0-0-0		HOME		0-0-0		1-0-0		1-0-0					
1-3-0	1-1-0	0-0-		AWAY		0-1-0		0-0-0		0-0-0					
0-2-0	0-1-0	0-1-0		NEUTRAL		0-0-0		0-0-0		0-0-0					
<hr/>															
9-2-1	0-0-0	0-0-0		CONFERENCE		0-0-1		1-0-0		8-2-0					
4-2-0	0-0-0	0-0-0		HOME		0-0-0		0-0-0		4-2-0					
5-0-1	0-0-0	0-0-0		AWAY		0-0-1		1-0-0		4-0-0					
0-0-0	0-0-0	0-0-0		NEUTRAL		0-0-0		0-0-0		0-0-0					
<hr/>															
RPI S	Opponent	Score		RPI S	Opponent	Score		RPI S	Opponent	Score					
1 N	Stanford	0	4	26 A	Kentucky	0	2	92 A	Georgia	0	1	122 H	High Point	1	0
7 A	Santa Clara	2	4	39 N	Louisville	0	3	98 A	Furman	1	1	128 A	Samford	1	0
12 A	Wake Forest	1	0									160 A	Appalachian St.	3	2
												180 H	Davidson	1	0
												196 H	Col. of Charleston	2	1
												205 H	Ga. Southern	0	1
												205 H	Ga. Southern	1	0
												220 A	Elon	2	0
												222 H	Western Caro.	0	1
												264 H	Citadel	2	1
												269 A	Wofford	1	0
												275 H	UNC Asheville	7	0
												308 A	Chattanooga	4	0
<hr/>															
LAST 10 GAMES															
						205 H	Ga. Southern	0	1			180 H	Davidson	1	0
						220 A	Elon	2	0			269 A	Wofford	1	0
						308 A	Chattanooga	4	0			98 A	Furman	1	1
						128 A	Samford	1	0			264 H	Citadel	2	1
						205 H	Ga. Southern	1	0			196 H	Col. of Charleston	2	1

Non-Div. I Games:

UNC Greensboro

Average RPI Win: 185		WON-LOST RECORD	WINNING PCT. RANK	LAST 10 GAMES	STRENGTH OF SCHEDULE	OPP. STRENGTH OF SCHEDULE	TEAM RPI	ADJ RPI	CONF. RPI	ADJ CONF. RPI	
Average RPI Loss: 80											
DIV. I ONLY		11-3-4	.72222 41	6-1-3	163	131	74	.55504 75	8	8	
DIV. I NON-CONF.		8-2-1	.77273 42	3-0-0	202	197	92	.54983 92	9	9	
<hr/>											
TOTALS		RPI 1-25	RPI 26-50		W-L RECORDS		RPI 51-100		RPI 101-150		RPI 150+
11-3-4		0-1-0	0-0-0		OVERALL		3-1-0		1-0-2		7-1-2
7-2-1		0-1-0	0-0-0		HOME		2-0-0		0-0-1		5-1-0
2-1-2		0-0-0	0-0-0		AWAY		0-1-0		1-0-1		1-0-1
2-0-1		0-0-0	0-0-0		NEUTRAL		1-0-0		0-0-0		1-0-1
8-2-1		0-0-0	0-0-0		NON-CONFERENCE		2-1-0		0-0-0		6-1-1
6-1-0		0-0-0	0-0-0		HOME		1-0-0		0-0-0		5-1-0
0-1-0		0-0-0	0-0-		AWAY		0-1-0		0-0-0		0-0-0
2-0-1		0-0-0	0-0-0		NEUTRAL		1-0-0		0-0-0		1-0-1
3-1-3		0-1-0	0-0-0		CONFERENCE		1-0-0		1-0-2		1-0-1
1-1-1		0-1-0	0-0-0		HOME		1-0-0		0-0-1		0-0-0
2-0-2		0-0-0	0-0-0		AWAY		0-0-0		1-0-1		1-0-1
0-0-0		0-0-0	0-0-0		NEUTRAL		0-0-0		0-0-0		0-0-0
RPI S	Opponent	Score	RPI S	Opponent	Score	RPI S	Opponent	Score	RPI S	Opponent	Score
5	H San Diego St.	1 2				64	A Kansas	0 3	121	A Boise St.	1 1
						66	N Fla. Gulf Coast	2 1	141	A Fresno St.	1 0
						89	H New Mexico	2 0	146	H Wyoming	0 0
						97	H Oklahoma	2 1	157	H Montana	3 1
									159	A Nevada	0 0
									172	H Hawaii	4 5
									213	A Air Force	1 0
									236	H Idaho	1 0
									248	N San Jose St.	5 1
									251	H Northern Ariz.	2 0
									261	H Sacramento St.	2 0
									270	N South Dakota St.	0 0
									272	H Fla. Atlantic	2 1
<hr/>											
			LAST 10 GAMES								
			141 A Fresno St. 1 0			213 A Air Force 1 0					
			121 A Boise St. 1 1			146 H Wyoming 0 0					
			159 A Nevada 0 0			236 H Idaho 1 0					
			89 H New Mexico 2 0			66 N Fla. Gulf Coast 2 1					
			5 H San Diego St. 1 2			248 N San Jose St. 5 1					

Non-Div. I Games:

UNLV

Average RPI Win: 162		WON-LOST	WINNING	LAST 10	STRENGTH OF		OPP. STRENGTH	TEAM	ADJ		CONF.	ADJ CONF.
Average RPI Loss: 60		RECORD	PCT. RANK	GAMES	SCHEDULE		OF SCHEDULE	RPI	RPI		RPI	RPI
DIV. I ONLY		9-7-2	.55556	120	4-5-1		70	70	80		.55497	76
DIV. I NON-CONF.		6-3-2	.63636	94	1-1-1		66	77	60		.57597	59
TOTALS		RPI 1-25	RPI 26-50		W-L RECORDS		RPI 51-100		RPI 101-150		RPI 150+	
9-7-2		1-2-1	0-2-0		OVERALL		1-1-0		1-2-1		6-0-0	
6-3-0		0-0-0	0-1-0		HOME		0-1-0		1-1-0		5-0-0	
3-3-2		1-2-1	0-0-0		AWAY		1-0-0		0-1-1		1-0-0	
0-1-0		0-0-0	0-1-0		NEUTRAL		0-0-0		0-0-0		0-0-0	
6-3-2		0-0-1	0-2-0		NON-CONFERENCE		1-0-0		1-1-1		4-0-0	
4-2-0		0-0-0	0-1-0		HOME		0-0-0		1-1-0		3-0-0	
2-0-2		0-0-1	0-0-		AWAY		1-0-0		0-0-1		1-0-0	
0-1-0		0-0-0	0-1-0		NEUTRAL		0-0-0		0-0-0		0-0-0	
3-4-0		1-2-0	0-0-0		CONFERENCE		0-1-0		0-1-0		2-0-0	
2-1-0		0-0-0	0-0-0		HOME		0-1-0		0-0-0		2-0-0	
1-3-0		1-2-0	0-0-0		AWAY		0-0-0		0-1-0		0-0-0	
0-0-0		0-0-0	0-0-0		NEUTRAL		0-0-0		0-0-0		0-0-0	
RPI S	Opponent	Score	RPI S	Opponent	Score	RPI S	Opponent	Score	RPI S	Opponent	Score	
2 A	UCLA	1 1	36 H	Wisconsin	2 4	59 A	UC Irvine	2 0	102 H	Cal St. Fullerton	2 1	
7 A	Santa Clara	0 1	37 N	Arizona St.	0 3	77 H	San Diego	0 1	108 H	Cal Poly	1 3	
17 A	Portland	0 2							111 A	Arizona	0 0	
23 A	Pepperdine	3 0							139 A	Gonzaga	0 2	
									162 H	San Francisco	1 0	
									178 H	Houston Baptist	2 1	
									198 H	St. Mary's (CA)	3 2	
									200 H	Idaho St.	2 0	
									256 H	Utah Valley	3 2	
									282 A	CSU Bakersfield	2 0	
LAST 10 GAMES												
17 A	Portland	0 2	7 A	Santa Clara	0 1							
139 A	Gonzaga	0 2	77 H	San Diego	0 1							
162 H	San Francisco	1 0	256 H	Utah Valley	3 2							
23 A	Pepperdine	3 0	111 A	Arizona	0 0							
198 H	St. Mary's (CA)	3 2	37 N	Arizona St.	0 3							

Non-Div. I Games:

Loyola Marymount

Average RPI Win:		97	WON-LOST RECORD		WINNING PCT. RANK		LAST 10 GAMES		STRENGTH OF SCHEDULE		OPP. STRENGTH OF SCHEDULE		TEAM RPI		ADJ RPI		CONF. RPI		ADJ CONF. RPI				
DIV. I ONLY			7-11-0		.38889 234		4-6-0		14		20		82		.55492 77		6		6				
DIV. I NON-CONF.			4-6-0		.4 217		1-2-0		36		12		95		.5493 93		5		5				
TOTALS		RPI 1-25		RPI 26-50		W-L RECORDS		RPI 51-100		RPI 101-150		RPI 150+											
7-11-0		1-7-0		1-2-0		OVERALL		2-1-0		1-1-0		2-0-0											
2-5-0		1-3-0		1-0-0		HOME		0-1-0		0-1-0		0-0-0											
5-4-0		0-3-0		0-1-0		AWAY		2-0-0		1-0-0		2-0-0											
0-2-0		0-1-0		0-1-0		NEUTRAL		0-0-0		0-0-0		0-0-0											
4-6-0		1-2-0		1-2-0		NON-CONFERENCE		1-1-0		1-1-0		0-0-0											
2-2-0		1-0-0		1-0-0		HOME		0-1-0		0-1-0		0-0-0											
2-2-0		0-1-0		0-0-		AWAY		1-0-0		1-0-0		0-0-0											
0-2-0		0-1-0		0-1-0		NEUTRAL		0-0-0		0-0-0		0-0-0											
3-5-0		0-5-0		0-0-0		CONFERENCE		1-0-0		0-0-0		2-0-0											
0-3-0		0-3-0		0-0-0		HOME		0-0-0		0-0-0		0-0-0											
3-2-0		0-2-0		0-0-0		AWAY		1-0-0		0-0-0		2-0-0											
0-0-0		0-0-0		0-0-0		NEUTRAL		0-0-0		0-0-0		0-0-0											
RPI	S	Opponent		Score		RPI	S	Opponent		Score		RPI	S	Opponent		Score							
6	H	BYU		1 4		40	A	Long Beach St.		0 1		55	A	Cal St. Northridge		1 0		126	A	Southern California		2 1	
7	A	Santa Clara		2 3		44	N	Washington St.		1 2		55	H	Cal St. Northridge		0 3		126	H	Southern California		2 3	
10	N	North Carolina		0 5		49	H	Minnesota		3 2		76	A	Loyola Marymount		1 0		162	A	San Francisco		2 0	
14	H	Texas A&M		1 0														198	A	St. Mary's (CA)		1 0	
15	A	Duke		1 4																			
17	H	Portland		1 2																			
23	A	Pepperdine		2 4																			
23	H	Pepperdine		0 2																			
LAST 10 GAMES																							
7	A	Santa Clara		2 3		76	A	Loyola Marymount		1 0		162	A	San Francisco		2 0		55	A	Cal St. Northridge		1 0	
6	H	BYU		1 4		162	A	San Francisco		2 0		40	A	Long Beach St.		0 1		126	H	Southern California		2 3	
23	H	Pepperdine		0 2																			
17	H	Portland		1 2																			
198	A	St. Mary's (CA)		1 0																			

Non-Div. I Games:

San Diego

Average RPI Win:	218	WON-LOST RECORD	WINNING PCT. RANK	LAST 10 GAMES	STRENGTH OF SCHEDULE	OPP. STRENGTH OF SCHEDULE	TEAM RPI	ADJ RPI	CONF. RPI	ADJ CONF. RPI						
Average RPI Loss:	76															
DIV. I ONLY	13-4-1	.75	25	8-1-1	173	179	72	.55445	78	16	16					
DIV. I NON-CONF.	5-3-0	.625	97	0-0-0	175	155	121	.52521	120	17	17					
<hr/>																
TOTALS	RPI 1-25	RPI 26-50		W-L RECORDS		RPI 51-100		RPI 101-150		RPI 150+						
13-4-1	0-0-0	0-0-0		OVERALL		1-3-0		1-1-1		11-0-0						
7-2-1	0-0-0	0-0-0		HOME		0-1-0		1-1-1		6-0-0						
6-2-0	0-0-0	0-0-0		AWAY		1-2-0		0-0-0		5-0-0						
0-0-0	0-0-0	0-0-0		NEUTRAL		0-0-0		0-0-0		0-0-0						
<hr/>																
5-3-0	0-0-0	0-0-0		NON-CONFERENCE		0-2-0		1-1-0		4-0-0						
3-2-0	0-0-0	0-0-0		HOME		0-1-0		1-1-0		2-0-0						
2-1-0	0-0-0	0-0-		AWAY		0-1-0		0-0-0		2-0-0						
0-0-0	0-0-0	0-0-0		NEUTRAL		0-0-0		0-0-0		0-0-0						
<hr/>																
8-1-1	0-0-0	0-0-0		CONFERENCE		1-1-0		0-0-1		7-0-0						
4-0-1	0-0-0	0-0-0		HOME		0-0-0		0-0-1		4-0-0						
4-1-0	0-0-0	0-0-0		AWAY		1-1-0		0-0-0		3-0-0						
0-0-0	0-0-0	0-0-0		NEUTRAL		0-0-0		0-0-0		0-0-0						
<hr/>																
RPI S	Opponent	Score	RPI S	Opponent	Score	RPI S	Opponent	Score	RPI S	Opponent	Score					
						56 A	North Texas	2	3	106 H	Vanderbilt	0	2			
						63 H	Ole Miss	1	3	107 H	Western Ky.	1	1			
						80 A	Memphis	2	3	120 H	East Tenn. St.	7	1			
						90 A	FIU	3	1	164 H	Arkansas St.	2	1			
										176 H	Troy	3	1			
										189 H	Belmont	3	0			
										212 A	Jacksonville St.	2	0			
										216 H	South Ala.	2	1			
										241 A	La.-Lafayette	2	0			
										266 A	Tennessee Tech	3	2			
										272 A	Fla. Atlantic	3	2			
										285 H	UALR	5	0			
										301 A	La.-Monroe	3	1			
										306 H	Alabama A&M	10	0			
			LAST 10 GAMES													
			107 H	Western Ky.	1							1	301 A	La.-Monroe	3	1
			56 A	North Texas	2							3	272 A	Fla. Atlantic	3	2
			216 H	South Ala.	2							1	90 A	FIU	3	1
			176 H	Troy	3							1	164 H	Arkansas St.	2	1
			241 A	La.-Lafayette	2							0	285 H	UALR	5	0

Non-Div. I Games:

Middle Tenn.

Average RPI Win: 170		WON-LOST	WINNING	LAST 10	STRENGTH OF		OPP. STRENGTH	TEAM	ADJ		CONF.	ADJ CONF.
Average RPI Loss: 27		RECORD	PCT. RANK	GAMES	SCHEDULE		OF SCHEDULE	RPI	RPI		RPI	RPI
DIV. I ONLY		8-8-3	.5	150	2-7-1		44	50	77		.55362	79
DIV. I NON-CONF.		6-1-2	.77778	36	0-0-0		99	103	45		.5935	46
TOTALS		RPI 1-25	RPI 26-50		W-L RECORDS		RPI 51-100		RPI 101-150		RPI 150+	
8-8-3		0-2-0	0-6-1		OVERALL		0-0-1		3-0-1		5-0-0	
3-5-0		0-1-0	0-4-0		HOME		0-0-0		0-0-0		3-0-0	
4-3-3		0-1-0	0-2-1		AWAY		0-0-1		3-0-1		1-0-0	
1-0-0		0-0-0	0-0-0		NEUTRAL		0-0-0		0-0-0		1-0-0	
6-1-2		0-0-0	0-1-1		NON-CONFERENCE		0-0-1		1-0-0		5-0-0	
3-0-0		0-0-0	0-0-0		HOME		0-0-0		0-0-0		3-0-0	
2-1-2		0-0-0	0-1-		AWAY		0-0-1		1-0-0		1-0-0	
1-0-0		0-0-0	0-0-0		NEUTRAL		0-0-0		0-0-0		1-0-0	
2-7-1		0-2-0	0-5-0		CONFERENCE		0-0-0		2-0-1		0-0-0	
0-5-0		0-1-0	0-4-0		HOME		0-0-0		0-0-0		0-0-0	
2-2-1		0-1-0	0-1-0		AWAY		0-0-0		2-0-1		0-0-0	
0-0-0		0-0-0	0-0-0		NEUTRAL		0-0-0		0-0-0		0-0-0	
RPI S	Opponent	Score	RPI S	Opponent	Score	RPI S	Opponent	Score	RPI S	Opponent	Score	
1	H Stanford	1 2	27	H California	2 3	71	A Northwestern	2 2	111	A Arizona	3 0	
2	A UCLA	1 2	32	H Washington	1 2				125	A Oregon	0 0	
			34	A Denver	1 4				126	A Southern California	1 0	
			37	A Arizona St.	1 2				146	A Wyoming	2 0	
			42	H Oregon St.	0 2				152	H Wright St.	2 1	
			44	H Washington St.	0 1				186	A Northern Colo.	3 0	
			45	A Colorado Col.	0 0				201	H LIU Brooklyn	2 0	
									213	H Air Force	2 0	
									224	N Cincinnati	2 1	
LAST 10 GAMES												
	37 A Arizona St.	1 2		1 H Stanford	1 2							
	111 A Arizona	3 0		27 H California	2 3							
	126 A Southern California	1 0		44 H Washington St.	0 1							
	2 A UCLA	1 2		32 H Washington	1 2							
	42 H Oregon St.	0 2		125 A Oregon	0 0							

Non-Div. I Games:

Colorado

Average RPI Win:	142	WON-LOST	WINNING	LAST 10	STRENGTH OF	OPP. STRENGTH	TEAM	ADJ	CONF.	ADJ CONF.	
Average RPI Loss:	86	RECORD	PCT. RANK	GAMES	SCHEDULE	OF SCHEDULE	RPI	RPI	RPI	RPI	
DIV. I ONLY	10-7-1	.58333	108	5-4-1	76	93	81	.55248	80	9	9
DIV. I NON-CONF.	4-3-0	.57143	120	0-0-0	45	74	68	.5691	68	8	8
<hr/>											
TOTALS	RPI 1-25	RPI 26-50		W-L RECORDS	RPI 51-100		RPI 101-150		RPI 150+		
10-7-1	1-0-0	1-1-0		OVERALL	2-4-1		1-1-0		5-1-0		
7-3-0	1-0-0	0-0-0		HOME	2-2-0		0-1-0		4-0-0		
3-4-1	0-0-0	1-1-0		AWAY	0-2-1		1-0-0		1-1-0		
0-0-0	0-0-0	0-0-0		NEUTRAL	0-0-0		0-0-0		0-0-0		
<hr/>											
4-3-0	0-0-0	0-1-0		NON-CONFERENCE	1-2-0		1-0-0		2-0-0		
3-1-0	0-0-0	0-0-0		HOME	1-1-0		0-0-0		2-0-0		
1-2-0	0-0-0	0-0-		AWAY	0-1-0		1-0-0		0-0-0		
0-0-0	0-0-0	0-0-0		NEUTRAL	0-0-0		0-0-0		0-0-0		
<hr/>											
6-4-1	1-0-0	1-0-0		CONFERENCE	1-2-1		0-1-0		3-1-0		
4-2-0	1-0-0	0-0-0		HOME	1-1-0		0-1-0		2-0-0		
2-2-1	0-0-0	1-0-0		AWAY	0-1-1		0-0-0		1-1-0		
0-0-0	0-0-0	0-0-0		NEUTRAL	0-0-0		0-0-0		0-0-0		
<hr/>											
RPI S	Opponent	Score	RPI S	Opponent	Score	RPI S	Opponent	Score	RPI S	Opponent	Score
19 H	UCF	2 1	31 A	Missouri	1 5	54 A	LSU	1 2	106 A	Vanderbilt	2 1
			45 A	Colorado Col.	2 1	62 H	Rice	0 2	115 H	Houston	0 1
						69 A	SMU	1 1	164 H	Arkansas St.	4 0
						73 H	Oklahoma St.	2 3	185 A	UTEP	1 4
						78 H	Middle Tenn.	3 2	188 H	Marshall	7 1
						84 A	Tulsa	0 3	217 H	Southeast Mo. St.	5 0
						87 H	East Carolina	2 0	235 H	Southern Miss.	5 2
									279 A	UAB	4 0
<hr/>											
LAST 10 GAMES											
			279 A	UAB	4 0		185 A	UTEP	1 4		
			69 A	SMU	1 1		45 A	Colorado Col.	2 1		
			84 A	Tulsa	0 3		188 H	Marshall	7 1		
			115 H	Houston	0 1		87 H	East Carolina	2 0		
			62 H	Rice	0 2		235 H	Southern Miss.	5 2		

Non-Div. I Games:

Memphis



Average RPI Win:	166	WON-LOST RECORD	WINNING PCT. RANK	LAST 10 GAMES	STRENGTH OF SCHEDULE	OPP. STRENGTH OF SCHEDULE	TEAM RPI	ADJ RPI	CONF. RPI	ADJ CONF. RPI	
Average RPI Loss:	156										
DIV. I ONLY	12-3-2	.76471	18	7-2-1	214	126	78	.55234	81	13	13
DIV. I NON-CONF.	5-1-1	.78571	32	0-0-0	170	120	63	.57131	64	13	13
<hr/>											
TOTALS	RPI 1-25	RPI 26-50		W-L RECORDS		RPI 51-100		RPI 101-150		RPI 150+	
12-3-2	0-0-0	0-0-0		OVERALL		3-1-0		2-1-0		7-1-2	
6-0-1	0-0-0	0-0-0		HOME		2-0-0		2-0-0		2-0-1	
6-3-1	0-0-0	0-0-0		AWAY		1-1-0		0-1-0		5-1-1	
0-0-0	0-0-0	0-0-0		NEUTRAL		0-0-0		0-0-0		0-0-0	
<hr/>											
5-1-1	0-0-0	0-0-0		NON-CONFERENCE		2-0-0		0-1-0		3-0-1	
2-0-0	0-0-0	0-0-0		HOME		1-0-0		0-0-0		1-0-0	
3-1-1	0-0-0	0-0-		AWAY		1-0-0		0-1-0		2-0-1	
0-0-0	0-0-0	0-0-0		NEUTRAL		0-0-0		0-0-0		0-0-0	
<hr/>											
7-2-1	0-0-0	0-0-0		CONFERENCE		1-1-0		2-0-0		4-1-1	
4-0-1	0-0-0	0-0-0		HOME		1-0-0		2-0-0		1-0-1	
3-2-0	0-0-0	0-0-0		AWAY		0-1-0		0-0-0		3-1-0	
0-0-0	0-0-0	0-0-0		NEUTRAL		0-0-0		0-0-0		0-0-0	
<hr/>											
RPI S	Opponent	Score	RPI S	Opponent	Score	RPI S	Opponent	Score	RPI S	Opponent	Score
						58 H	William & Mary	1 0	110 H	Hofstra	3 0
						72 A	UNC Wilmington	0 2	123 A	Longwood	0 2
						88 H	Penn	1 0	149 H	Delaware	1 0
						99 A	Villanova	2 1	153 A	Northeastern	1 0
									163 A	James Madison	2 1
									172 A	Hawaii	3 3
									174 A	Liberty	1 0
									204 H	George Mason	1 1
									211 A	Temple	1 0
									238 A	Georgia St.	2 0
						273 A	Old Dominion	1 2	274 H	UMBC	1 0
						278 H	Towson	4 0			
						LAST 10 GAMES					
						149 H	Delaware	1 0	153 A	Northeastern	1 0
						163 A	James Madison	2 1	238 A	Georgia St.	2 0
						58 H	William & Mary	1 0	72 A	UNC Wilmington	0 2
						273 A	Old Dominion	1 2	278 H	Towson	4 0
						110 H	Hofstra	3 0	204 H	George Mason	1 1

Non-Div. I Games: Hawaii Hilo 4 0

Drexel

Average RPI Win:		231	WON-LOST RECORD		WINNING PCT. RANK		LAST 10 GAMES		STRENGTH OF SCHEDULE		OPP. STRENGTH OF SCHEDULE		TEAM RPI		ADJ RPI		CONF. RPI		ADJ CONF. RPI	
DIV. I ONLY			18-1-1		.925	1	9-0-1		310		191		79		.55203	82	19		19	
DIV. I NON-CONF.			12-1-0		.92308	8	3-0-0		303		198		97		.54222	99	18		19	
TOTALS		RPI 1-25		RPI 26-50		W-L RECORDS		RPI 51-100		RPI 101-150		RPI 150+								
18-1-1	0-0-0	0-1-0		OVERALL		0-0-0		2-0-1		16-0-0										
12-1-0	0-0-0	0-1-0		HOME		0-0-0		1-0-0		11-0-0										
6-0-1	0-0-0	0-0-0		AWAY		0-0-0		1-0-1		5-0-0										
0-0-0	0-0-0	0-0-0		NEUTRAL		0-0-0		0-0-0		0-0-0										
12-1-0	0-0-0	0-1-0		NON-CONFERENCE		0-0-0		2-0-0		10-0-0										
8-1-0	0-0-0	0-1-0		HOME		0-0-0		1-0-0		7-0-0										
4-0-0	0-0-0	0-0-		AWAY		0-0-0		1-0-0		3-0-0										
0-0-0	0-0-0	0-0-0		NEUTRAL		0-0-0		0-0-0		0-0-0										
6-0-1	0-0-0	0-0-0		CONFERENCE		0-0-0		0-0-1		6-0-0										
4-0-0	0-0-0	0-0-0		HOME		0-0-0		0-0-0		4-0-0										
2-0-1	0-0-0	0-0-0		AWAY		0-0-0		0-0-1		2-0-0										
0-0-0	0-0-0	0-0-0		NEUTRAL		0-0-0		0-0-0		0-0-0										
RPI	S	Opponent		Score		RPI	S	Opponent		Score		RPI	S	Opponent		Score				
				33	H	Maryland		0	3			112	A	Colgate		1	1			
												121	H	Boise St.		2	1			
												133	A	Jacksonville		2	1			
												163	H	James Madison		3	2			
												171	A	North Florida		5	3			
												172	H	Rider		3	0			
												191	A	Army		1	0			
												204	H	George Mason		3	2			
												208	H	Bucknell		1	0			
												225	H	Lehigh		1	0			
												231	H	American		1	0			
												250	A	Holy Cross		2	1			
												274	H	UMBC		2	1			
												276	A	Mt. St. Mary's		5	0			
												278	H	Towson		2	1			
												305	H	Lafayette		3	2			
												313	H	USC Upstate		6	0			
												317	A	Howard		3	0			
												320	H	VMI		5	0			
				LAST 10 GAMES																
				208	H	Bucknell		1	0	305	H	Lafayette		3	2					
				250	A	Holy Cross		2	1	276	A	Mt. St. Mary's		5	0					
				191	A	Army		1	0	231	H	American		1	0					
				112	A	Colgate		1	1	317	A	Howard		3	0					
				225	H	Lehigh		1	0	121	H	Boise St.		2	1					

Non-Div. I Games:

Navy

Average RPI Win:		126	WON-LOST RECORD		WINNING PCT. RANK		LAST 10 GAMES		STRENGTH OF SCHEDULE		OPP. STRENGTH OF SCHEDULE		TEAM RPI		ADJ RPI		CONF. RPI		ADJ CONF. RPI	
DIV. I ONLY		6-9-3		.41667 212		2-6-2		12		88		84		.5516 83		5		5		
DIV. I NON-CONF.		5-4-1		.55 137		1-1-0		22		128		53		.5826 52		6		6		
TOTALS		RPI 1-25		RPI 26-50		W-L RECORDS		RPI 51-100		RPI 101-150		RPI 150+								
6-9-3		0-2-1		0-2-0		OVERALL		3-3-2		0-1-0		3-1-0								
4-5-1		0-1-1		0-1-0		HOME		1-2-0		0-0-0		3-1-0								
2-4-2		0-1-0		0-1-0		AWAY		2-1-2		0-1-0		0-0-0								
0-0-0		0-0-0		0-0-0		NEUTRAL		0-0-0		0-0-0		0-0-0								
5-4-1		0-0-0		0-2-0		NON-CONFERENCE		2-1-1		0-0-0		3-1-0								
3-3-0		0-0-0		0-1-0		HOME		0-1-0		0-0-0		3-1-0								
2-1-1		0-0-0		0-0-		AWAY		2-0-1		0-0-0		0-0-0								
0-0-0		0-0-0		0-0-0		NEUTRAL		0-0-0		0-0-0		0-0-0								
1-5-2		0-2-1		0-0-0		CONFERENCE		1-2-1		0-1-0		0-0-0								
1-2-1		0-1-1		0-0-0		HOME		1-1-0		0-0-0		0-0-0								
0-3-1		0-1-0		0-0-0		AWAY		0-1-1		0-1-0		0-0-0								
0-0-0		0-0-0		0-0-0		NEUTRAL		0-0-0		0-0-0		0-0-0								
RPI	S	Opponent		Score	RPI	S	Opponent		Score	RPI	S	Opponent		Score						
11	A	Baylor		0 2	34	A	Denver		1 2	56	A	North Texas		1 0						
20	H	West Virginia		1 2	38	H	Stephen F. Austin		0 2	62	A	Rice		2 0						
25	H	Texas Tech		1 1						64	H	Kansas		2 3						
										69	H	SMU		1 2						
										73	A	Oklahoma St.		3 3						
										86	H	Texas		1 0						
										89	A	New Mexico		1 1						
										97	A	Oklahoma		1 3						

Non-Div. I Games:

TCU

Average RPI Win:		206	WON-LOST RECORD		WINNING PCT. RANK		LAST 10 GAMES		STRENGTH OF SCHEDULE		OPP. STRENGTH OF SCHEDULE		TEAM RPI		ADJ RPI		CONF. RPI		ADJ CONF. RPI		
DIV. I ONLY			11-5-3		.65789 67		6-2-2		128		120		83		.54876 84		9		9		
DIV. I NON-CONF.			5-2-1		.6875 67		0-0-0		135		213		93		.54643 95		8		8		
TOTALS		RPI 1-25		RPI 26-50		W-L RECORDS		RPI 51-100		RPI 101-150		RPI 150+									
11-5-3		0-2-0		0-1-0		OVERALL		2-2-1		0-0-2		9-0-0									
8-2-1		0-1-0		0-1-0		HOME		2-0-0		0-0-1		6-0-0									
3-2-2		0-1-0		0-0-0		AWAY		0-1-1		0-0-1		3-0-0									
0-1-0		0-0-0		0-0-0		NEUTRAL		0-1-0		0-0-0		0-0-0									
5-2-1		0-1-0		0-0-0		NON-CONFERENCE		0-1-0		0-0-1		5-0-0									
4-1-1		0-1-0		0-0-0		HOME		0-0-0		0-0-1		4-0-0									
1-0-0		0-0-0		0-0-		AWAY		0-0-0		0-0-0		1-0-0									
0-1-0		0-0-0		0-0-0		NEUTRAL		0-1-0		0-0-0		0-0-0									
6-3-2		0-1-0		0-1-0		CONFERENCE		2-1-1		0-0-1		4-0-0									
4-1-0		0-0-0		0-1-0		HOME		2-0-0		0-0-0		2-0-0									
2-2-2		0-1-0		0-0-0		AWAY		0-1-1		0-0-1		2-0-0									
0-0-0		0-0-0		0-0-0		NEUTRAL		0-0-0		0-0-0		0-0-0									
RPI	S	Opponent		Score		RPI	S	Opponent		Score		RPI	S	Opponent		Score					
18	H	Notre Dame		0	2	45	H	Colorado Col.		0	1	115	A	Houston		0	0				
19	A	UCF		0	2					66	N	Fla. Gulf Coast		0	1	134	H	Oral Roberts		1	1
										69	H	SMU		2	1	169	H	Missouri St.		2	1
										80	H	Memphis		3	0	185	H	UTEP		2	1
										87	A	East Carolina		0	0	188	A	Marshall		2	0
																235	A	Southern Miss.		3	2
																252	H	Weber St.		3	0
																255	A	UMKC		3	0
																262	H	Northwestern St.		5	1
																279	H	UAB		2	0
																295	H	Nicholls St.		7	0
LAST 10 GAMES																					
						69	H	SMU		2	1	235	A	Southern Miss.		3	2				
						279	H	UAB		2	0	19	A	UCF		0	2				
						80	H	Memphis		3	0	185	H	UTEP		2	1				
						87	A	East Carolina		0	0	45	H	Colorado Col.		0	1				
						188	A	Marshall		2	0	115	A	Houston		0	0				

Non-Div. I Games:

Tulsa

Average RPI Win:		203	WON-LOST RECORD		WINNING PCT. RANK		LAST 10 GAMES		STRENGTH OF SCHEDULE		OPP. STRENGTH OF SCHEDULE		TEAM RPI		ADJ RPI		CONF. RPI		ADJ CONF. RPI		
DIV. I ONLY			11-2-6		.73684 31		6-1-3		203		135		86		.54829 85		15		15		
DIV. I NON-CONF.			5-2-4		.63636 94		0-1-1		178		133		115		.53079 111		14		14		
TOTALS		RPI 1-25		RPI 26-50		W-L RECORDS		RPI 51-100		RPI 101-150		RPI 150+									
11-2-6		0-1-0		0-0-2		OVERALL		1-0-0		2-0-1		8-1-3									
5-2-2		0-1-0		0-0-1		HOME		0-0-0		1-0-1		4-1-0									
4-0-4		0-0-0		0-0-1		AWAY		0-0-0		1-0-0		3-0-3									
2-0-0		0-0-0		0-0-0		NEUTRAL		1-0-0		0-0-0		1-0-0									
5-2-4		0-1-0		0-0-1		NON-CONFERENCE		1-0-0		0-0-1		4-1-2									
1-2-2		0-1-0		0-0-1		HOME		0-0-0		0-0-1		1-1-0									
2-0-2		0-0-0		0-0-		AWAY		0-0-0		0-0-0		2-0-2									
2-0-0		0-0-0		0-0-0		NEUTRAL		1-0-0		0-0-0		1-0-0									
6-0-2		0-0-0		0-0-1		CONFERENCE		0-0-0		2-0-0		4-0-1									
4-0-0		0-0-0		0-0-0		HOME		0-0-0		1-0-0		3-0-0									
2-0-2		0-0-0		0-0-1		AWAY		0-0-0		1-0-0		1-0-1									
0-0-0		0-0-0		0-0-0		NEUTRAL		0-0-0		0-0-0		0-0-0									
RPI	S	Opponent		Score		RPI	S	Opponent		Score		RPI	S	Opponent		Score					
6	H	BYU		0 1		32	H	Washington		1 1		57	N	Utah		1 0		136	A	Seattle	2 1
						34	A	Denver		0 0								142	H	Louisiana Tech	4 0
																		146	H	Wyoming	1 1
																		185	H	UTEP	2 1
																		186	H	Northern Colo.	0 1
																		195	A	Portland St.	0 0
																		219	H	Texas St.	4 0
																		228	H	UTSA	3 0
																		236	A	Idaho	3 1
																		237	N	Eastern Wash.	1 0
																		248	H	San Jose St.	1 0
																		256	A	Utah Valley	2 1
																		268	A	Creighton	1 1
																		281	A	New Mexico St.	0 0
																		294	A	Neb. Omaha	3 1
LAST 10 GAMES																					
						142	H	Louisiana Tech		4 0		228	H	UTSA		3 0					
						248	H	San Jose St.		1 0		34	A	Denver		0 0					
						236	A	Idaho		3 1		281	A	New Mexico St.		0 0					
						136	A	Seattle		2 1		146	H	Wyoming		1 1					
						219	H	Texas St.		4 0		6	H	BYU		0 1					

Non-Div. I Games:

Utah St.

Average RPI Win:		103	WON-LOST RECORD		WINNING PCT. RANK		LAST 10 GAMES		STRENGTH OF SCHEDULE		OPP. STRENGTH OF SCHEDULE		TEAM RPI		ADJ RPI		CONF. RPI		ADJ CONF. RPI				
DIV. I ONLY			7-10-1		.41667	212	5-4-1		20		39		88		.54782	86	5		5				
DIV. I NON-CONF.			3-6-1		.35	241	1-0-1		46		27		129		.52121	126	6		6				
TOTALS		RPI 1-25		RPI 26-50		W-L RECORDS		RPI 51-100		RPI 101-150		RPI 150+											
7-10-1		0-5-0		1-0-1		OVERALL		3-4-0		2-0-0		1-1-0											
5-5-1		0-3-0		1-0-1		HOME		2-1-0		1-0-0		1-1-0											
2-5-0		0-2-0		0-0-0		AWAY		1-3-0		1-0-0		0-0-0											
0-0-0		0-0-0		0-0-0		NEUTRAL		0-0-0		0-0-0		0-0-0											
3-6-1		0-2-0		1-0-1		NON-CONFERENCE		0-3-0		1-0-0		1-1-0											
3-3-1		0-1-0		1-0-1		HOME		0-1-0		1-0-0		1-1-0											
0-3-0		0-1-0		0-0-		AWAY		0-2-0		0-0-0		0-0-0											
0-0-0		0-0-0		0-0-0		NEUTRAL		0-0-0		0-0-0		0-0-0											
4-4-0		0-3-0		0-0-0		CONFERENCE		3-1-0		1-0-0		0-0-0											
2-2-0		0-2-0		0-0-0		HOME		2-0-0		0-0-0		0-0-0											
2-2-0		0-1-0		0-0-0		AWAY		1-1-0		1-0-0		0-0-0											
0-0-0		0-0-0		0-0-0		NEUTRAL		0-0-0		0-0-0		0-0-0											
RPI	S	Opponent		Score		RPI	S	Opponent		Score		RPI	S	Opponent		Score							
6	A	BYU		0	5	34	H	Denver		3	3	57	A	Utah		0	1	114	A	Iowa St.		4	0
8	H	Virginia		0	3	48	H	Dayton		3	2	64	H	Kansas		1	0	141	H	Fresno St.		3	0
11	A	Baylor		1	2							65	A	Arkansas		0	1	183	H	Toledo		3	0
20	H	West Virginia		0	1							73	H	Oklahoma St.		1	0	187	H	North Carolina St.		0	1
25	H	Texas Tech		0	1							83	A	TCU		0	1						
												89	H	New Mexico		1	2						
												97	A	Oklahoma		1	0						
LAST 10 GAMES																							
						20	H	West Virginia		0	1	73	H	Oklahoma St.		1	0						
						83	A	TCU		0	1	97	A	Oklahoma		1	0						
						11	A	Baylor		1	2	114	A	Iowa St.		4	0						
						64	H	Kansas		1	0	34	H	Denver		3	3						
						25	H	Texas Tech		0	1	141	H	Fresno St.		3	0						

Non-Div. I Games:

Texas

Average RPI Win:	169	WON-LOST	WINNING	LAST 10	STRENGTH OF	OPP. STRENGTH	TEAM	ADJ	CONF.	ADJ CONF.	
Average RPI Loss:	81	RECORD	PCT. RANK	GAMES	SCHEDULE	OF SCHEDULE	RPI	RPI	RPI	RPI	
DIV. I ONLY	10-6-3	.60526	97	5-2-3	108	95	89	.54739	87	9	9
DIV. I NON-CONF.	4-4-0	.5	153	0-0-0	112	83	130	.5206	127	8	8
<hr/>											
TOTALS	RPI 1-25	RPI 26-50		W-L RECORDS		RPI 51-100		RPI 101-150		RPI 150+	
10-6-3	0-2-0	1-0-0		OVERALL		1-2-3		2-1-0		6-1-0	
6-1-2	0-0-0	1-0-0		HOME		0-0-2		1-1-0		4-0-0	
4-5-1	0-2-0	0-0-0		AWAY		1-2-1		1-0-0		2-1-0	
0-0-0	0-0-0	0-0-0		NEUTRAL		0-0-0		0-0-0		0-0-0	
<hr/>											
4-4-0	0-1-0	0-0-0		NON-CONFERENCE		1-1-0		1-1-0		2-1-0	
3-1-0	0-0-0	0-0-0		HOME		0-0-0		1-1-0		2-0-0	
1-3-0	0-1-0	0-0-		AWAY		1-1-0		0-0-0		0-1-0	
0-0-0	0-0-0	0-0-0		NEUTRAL		0-0-0		0-0-0		0-0-0	
<hr/>											
6-2-3	0-1-0	1-0-0		CONFERENCE		0-1-3		1-0-0		4-0-0	
3-0-2	0-0-0	1-0-0		HOME		0-0-2		0-0-0		2-0-0	
3-2-1	0-1-0	0-0-0		AWAY		0-1-1		1-0-0		2-0-0	
0-0-0	0-0-0	0-0-0		NEUTRAL		0-0-0		0-0-0		0-0-0	
<hr/>											
RPI S	Opponent	Score	RPI S	Opponent	Score	RPI S	Opponent	Score	RPI S	Opponent	Score
18 A	Notre Dame	0 5	45 H	Colorado Col.	1 0	62 A	Rice	0 0	105 H	Charlotte	0 1
19 A	UCF	0 7				69 H	SMU	0 0	115 A	Houston	3 0
						72 A	UNC Wilmington	2 1	122 H	High Point	2 1
						80 A	Memphis	0 2	165 A	Campbell	1 2
						84 H	Tulsa	0 0	180 H	Davidson	3 0
						100 A	South Carolina	0 3	185 H	UTEP	1 0
									188 H	Marshall	1 0
									235 A	Southern Miss.	3 1
									273 H	Old Dominion	1 0
									279 A	UAB	1 0
<hr/>											
			LAST 10 GAMES								
			188 H Marshall			62 A Rice			0 0		
			235 A Southern Miss.			115 A Houston			3 0		
			19 A UCF			279 A UAB			1 0		
			84 H Tulsa			80 A Memphis			0 2		
			69 H SMU			45 H Colorado Col.			1 0		

Non-Div. I Games:

East Carolina

Average RPI Win:	203	WON-LOST	WINNING	LAST 10	STRENGTH OF	OPP. STRENGTH	TEAM	ADJ	CONF.	ADJ CONF.	
Average RPI Loss:	78	RECORD	PCT. RANK	GAMES	SCHEDULE	OF SCHEDULE	RPI	RPI	RPI	RPI	
DIV. I ONLY	9-5-1	.63333	80	7-2-1	109	134	85	.54634	88	10	10
DIV. I NON-CONF.	4-4-1	.5	153	2-1-1	88	169	126	.52002	128	11	11
TOTALS	RPI 1-25	RPI 26-50	W-L RECORDS		RPI 51-100	RPI 101-150		RPI 150+			
9-5-1	0-0-0	0-2-0	OVERALL		1-1-0	0-2-1		8-0-0			
6-2-0	0-0-0	0-0-0	HOME		1-0-0	0-2-0		5-0-0			
3-3-1	0-0-0	0-2-0	AWAY		0-1-0	0-0-1		3-0-0			
0-0-0	0-0-0	0-0-0	NEUTRAL		0-0-0	0-0-0		0-0-0			
4-4-1	0-0-0	0-1-0	NON-CONFERENCE		0-1-0	0-2-1		4-0-0			
3-2-0	0-0-0	0-0-0	HOME		0-0-0	0-2-0		3-0-0			
1-2-1	0-0-0	0-0-	AWAY		0-1-0	0-0-1		1-0-0			
0-0-0	0-0-0	0-0-0	NEUTRAL		0-0-0	0-0-0		0-0-0			
5-1-0	0-0-0	0-1-0	CONFERENCE		1-0-0	0-0-0		4-0-0			
3-0-0	0-0-0	0-0-0	HOME		1-0-0	0-0-0		2-0-0			
2-1-0	0-0-0	0-1-0	AWAY		0-0-0	0-0-0		2-0-0			
0-0-0	0-0-0	0-0-0	NEUTRAL		0-0-0	0-0-0		0-0-0			
RPI S	Opponent	Score	RPI S	Opponent	Score	RPI S	Opponent	Score	RPI S	Opponent	Score
			27 A	California	0 1	81 A	Drexel	0 1	103 A	Saint Francis (PA)	1 1
			29 A	Dartmouth	1 2	95 H	Harvard	1 0	121 H	Boise St.	0 1
									130 H	Marist	0 2
									156 A	Yale	2 0
									161 H	Brown	1 0
									163 H	James Madison	2 1
									202 H	Columbia	1 0
									211 H	Temple	2 0
									261 A	Sacramento St.	3 2
									287 A	Cornell	2 1
									290 H	NJIT	4 0
			LAST 10 GAMES								
			161 H	Brown	1 0	290 H	NJIT	4 0			
			156 A	Yale	2 0	287 A	Cornell	2 1			
			29 A	Dartmouth	1 2	121 H	Boise St.	0 1			
			103 A	Saint Francis (PA)	1 1	95 H	Harvard	1 0			
			202 H	Columbia	1 0	261 A	Sacramento St.	3 2			

Non-Div. I Games:

Penn



Average RPI Win:	161	WON-LOST	WINNING	LAST 10	STRENGTH OF	OPP. STRENGTH	TEAM	ADJ	CONF.	ADJ CONF.		
Average RPI Loss:	56	RECORD	PCT. RANK	GAMES	SCHEDULE	OF SCHEDULE	RPI	RPI	RPI	RPI		
DIV. I ONLY		10-6-2	.61111	93	7-2-1	136	61	91	.54593	89	8	8
DIV. I NON-CONF.		6-4-1	.59091	115	3-0-0	180	25	116	.5296	116	9	9
<hr/>												
TOTALS	RPI 1-25	RPI 26-50		W-L RECORDS		RPI 51-100		RPI 101-150		RPI 150+		
10-6-2	0-3-0	0-0-0		OVERALL		3-1-1		2-2-1		5-0-0		
4-0-1	0-0-0	0-0-0		HOME		0-0-1		2-0-0		2-0-0		
4-5-1	0-3-0	0-0-0		AWAY		2-1-0		0-1-1		2-0-0		
2-1-0	0-0-0	0-0-0		NEUTRAL		1-0-0		0-1-0		1-0-0		
<hr/>												
6-4-1	0-2-0	0-0-0		NON-CONFERENCE		3-0-1		0-2-0		3-0-0		
1-0-1	0-0-0	0-0-0		HOME		0-0-1		0-0-0		1-0-0		
3-3-0	0-2-0	0-0-		AWAY		2-0-0		0-1-0		1-0-0		
2-1-0	0-0-0	0-0-0		NEUTRAL		1-0-0		0-1-0		1-0-0		
<hr/>												
4-2-1	0-1-0	0-0-0		CONFERENCE		0-1-0		2-0-1		2-0-0		
3-0-0	0-0-0	0-0-0		HOME		0-0-0		2-0-0		1-0-0		
1-2-1	0-1-0	0-0-0		AWAY		0-1-0		0-0-1		1-0-0		
0-0-0	0-0-0	0-0-0		NEUTRAL		0-0-0		0-0-0		0-0-0		
<hr/>												
RPI S	Opponent	Score	RPI S	Opponent	Score	RPI S	Opponent	Score	RPI S	Opponent	Score	
5 A	San Diego St.	0 1				69 N	SMU	4 1	109 A	Nebraska	0 2	
9 A	Florida	2 3				75 A	UNLV	0 2	114 N	Iowa St.	0 1	
25 A	Texas Tech	0 2				83 H	TCU	1 1	121 H	Boise St.	1 0	
						86 A	Texas	2 1	141 A	Fresno St.	1 1	
						92 A	Georgia	2 0	146 H	Wyoming	2 1	
									159 A	Nevada	1 0	
									209 N	UC Davis	2 0	
									213 H	Air Force	1 0	
									232 A	UC Riverside	1 0	
									281 H	New Mexico St.	1 0	
<hr/>												
LAST 10 GAMES												
	5 A San Diego St.	0 1		159 A Nevada	1 0							
	146 H Wyoming	2 1		121 H Boise St.	1 0							
	213 H Air Force	1 0		209 N UC Davis	2 0							
	75 A UNLV	0 2		232 A UC Riverside	1 0							
	141 A Fresno St.	1 1		281 H New Mexico St.	1 0							

Non-Div. I Games:

New Mexico

Average RPI Win: 220		WON-LOST	WINNING	LAST 10	STRENGTH OF	OPP. STRENGTH	TEAM	ADJ	CONF.	ADJ CONF.							
Average RPI Loss: 60		RECORD	PCT. RANK	GAMES	SCHEDULE	OF SCHEDULE	RPI	RPI	RPI	RPI							
DIV. I ONLY		11-5-2	.66667	63	8-1-1	152	124	90	.54522	90	16	16					
DIV. I NON-CONF.		3-4-1	.4375	198	0-0-0	153	31	155	.49858	152	17	17					
<hr/>																	
TOTALS		RPI 1-25		RPI 26-50		W-L RECORDS		RPI 51-100		RPI 101-150		RPI 150+					
11-5-2		0-1-0		0-1-0		OVERALL		0-2-2		2-1-0		9-0-0					
7-1-0		0-0-0		0-0-0		HOME		0-1-0		2-0-0		5-0-0					
4-3-2		0-1-0		0-0-0		AWAY		0-1-2		0-1-0		4-0-0					
0-1-0		0-0-0		0-1-0		NEUTRAL		0-0-0		0-0-0		0-0-0					
<hr/>																	
3-4-1		0-1-0		0-1-0		NON-CONFERENCE		0-1-1		1-1-0		2-0-0					
3-0-0		0-0-0		0-0-0		HOME		0-0-0		1-0-0		2-0-0					
0-3-1		0-1-0		0-0-		AWAY		0-1-1		0-1-0		0-0-0					
0-1-0		0-0-0		0-1-0		NEUTRAL		0-0-0		0-0-0		0-0-0					
<hr/>																	
8-1-1		0-0-0		0-0-0		CONFERENCE		0-1-1		1-0-0		7-0-0					
4-1-0		0-0-0		0-0-0		HOME		0-1-0		1-0-0		3-0-0					
4-0-1		0-0-0		0-0-0		AWAY		0-0-1		0-0-0		4-0-0					
0-0-0		0-0-0		0-0-0		NEUTRAL		0-0-0		0-0-0		0-0-0					
<hr/>																	
RPI	S	Opponent		Score		RPI	S	Opponent		Score		RPI	S	Opponent		Score	
9	A	Florida		0	3	37	N	Arizona St.		0	3	54	A	LSU		0	0
												56	A	North Texas		1	1
												66	A	Fla. Gulf Coast		0	1
												78	H	Middle Tenn.		1	3
	</																

Non-Div. I Games:

FIU

S  
y  
r  
a  
c  
u  
s  
e

Syracuse

Average RPI Win:		107	WON-LOST		WINNING		LAST 10		STRENGTH OF		OPP. STRENGTH		TEAM		ADJ		CONF.		ADJ CONF.								
Average RPI Loss:		46	RECORD		PCT. RANK		GAMES		SCHEDULE		OF SCHEDULE		RPI		RPI		RPI		RPI								
DIV. I ONLY			7-11-2		.4 222		2-7-1		19		53		94		.54426		92		4 4								
DIV. I NON-CONF.			4-3-0		.57143 120		0-0-0		15		127		46		.59476		42		2 2								
TOTALS		RPI 1-25		RPI 26-50		W-L RECORDS		RPI 51-100		RPI 101-150		RPI 150+															
7-11-2		0-4-0		0-3-0		OVERALL		5-4-1		1-0-1		1-0-0															
3-4-2		0-0-0		0-3-0		HOME		3-1-1		0-0-1		0-0-0															
2-7-0		0-4-0		0-0-0		AWAY		1-3-0		1-0-0		0-0-0															
2-0-0		0-0-0		0-0-0		NEUTRAL		1-0-0		0-0-0		1-0-0															
4-3-0		0-1-0		0-0-0		NON-CONFERENCE		3-2-0		0-0-0		1-0-0															
2-1-0		0-0-0		0-0-0		HOME		2-1-0		0-0-0		0-0-0															
0-2-0		0-1-0		0-0-		AWAY		0-1-0		0-0-0		0-0-0															
2-0-0		0-0-0		0-0-0		NEUTRAL		1-0-0		0-0-0		1-0-0															
3-8-2		0-3-0		0-3-0		CONFERENCE		2-2-1		1-0-1		0-0-0															
1-3-2		0-0-0		0-3-0		HOME		1-0-1		0-0-1		0-0-0															
2-5-0		0-3-0		0-0-0		AWAY		1-2-0		1-0-0		0-0-0															
0-0-0		0-0-0		0-0-0		NEUTRAL		0-0-0		0-0-0		0-0-0															
RPI	S	Opponent		Score		RPI	S	Opponent		Score		RPI	S	Opponent		Score											
9	A	Florida		1	4	26	H	Kentucky		0	1	53	N	South Fla.		2	1	106	H	Vanderbilt	0	0					
13	A	Tennessee		2	3	31	H	Missouri		1	2	54	H	LSU		2	2	129	A	Mississippi St.	3	0					
14	A	Texas A&M		0	1	50	H	Auburn		0	1	63	A	Ole Miss		2	0	270	N	South Dakota St.	5	0					
19	A	UCF		0	1							64	A	Kansas		0	1										
												65	H	Arkansas		2	0										
												74	H	UNC Greensboro		1	0										
												89	H	New Mexico		0	2										
												96	A	Alabama		1	2										
												98	H	Furman		2	1										
												100	A	South Carolina		0	1										
						LAST 10 GAMES																					
						13 A Tennessee						2	3	100 A South Carolina						0	1						
						14 A Texas A&M						0	1	63 A Ole Miss						2	0						
						129 A Mississippi St.						3	0	54 H LSU						2	2						
						26 H Kentucky						0	1	31 H Missouri						1	2						
						50 H Auburn						0	1	9 A Florida						1	4						

Non-Div. I Games:

Georgia

Average RPI Win: 148		WON-LOST	WINNING	LAST 10	STRENGTH OF		OPP. STRENGTH	TEAM	ADJ		CONF.	ADJ CONF.
Average RPI Loss: 50		RECORD	PCT. RANK	GAMES	SCHEDULE		OF SCHEDULE	RPI	RPI		RPI	RPI
DIV. I ONLY		7-10-2	.42105	203	26		49	95	.54394		93	3
DIV. I NON-CONF.		5-2-1	.6875	67	37		92	41	.60152		40	4
TOTALS		RPI 1-25	RPI 26-50		W-L RECORDS		RPI 51-100		RPI 101-150		RPI 150+	
7-10-2		0-3-1	1-3-1		OVERALL		1-3-0		2-1-0		3-0-0	
6-4-2		0-1-1	1-2-1		HOME		1-1-0		1-0-0		3-0-0	
1-6-0		0-2-0	0-1-0		AWAY		0-2-0		1-1-0		0-0-0	
0-0-0		0-0-0	0-0-0		NEUTRAL		0-0-0		0-0-0		0-0-0	
5-2-1		0-0-1	1-1-0		NON-CONFERENCE		0-1-0		1-0-0		3-0-0	
5-1-1		0-0-1	1-0-0		HOME		0-1-0		1-0-0		3-0-0	
0-1-0		0-0-0	0-0-		AWAY		0-0-0		0-0-0		0-0-0	
0-0-0		0-0-0	0-0-0		NEUTRAL		0-0-0		0-0-0		0-0-0	
2-8-1		0-3-0	0-2-1		CONFERENCE		1-2-0		1-1-0		0-0-0	
1-3-1		0-1-0	0-2-1		HOME		1-0-0		0-0-0		0-0-0	
1-5-0		0-2-0	0-0-0		AWAY		0-2-0		1-1-0		0-0-0	
0-0-0		0-0-0	0-0-0		NEUTRAL		0-0-0		0-0-0		0-0-0	
RPI S	Opponent	Score	RPI S	Opponent	Score	RPI S	Opponent	Score	RPI S	Opponent	Score	
3	H Penn St.	0 2	35	H Central Mich.	2 0	60	H Butler	0 1	109	A Nebraska	2 1	
16	A Ohio St.	0 1	36	H Wisconsin	2 4	61	A Iowa	2 3	118	A Michigan St.	1 2	
20	H West Virginia	2 2	39	A Louisville	3 4	71	H Northwestern	1 0	143	H UT Martin	2 0	
21	A Michigan	0 2	47	H Illinois	1 1	94	A Indiana	0 3	183	H Toledo	2 0	
			49	H Minnesota	1 5				239	H Evansville	4 0	
									259	H Eastern Ill.	2 1	
LAST 10 GAMES												
3	H Penn St.	0 2	16	A Ohio St.	0 1							
49	H Minnesota	1 5	47	H Illinois	1 1							
36	H Wisconsin	2 4	71	H Northwestern	1 0							
21	A Michigan	0 2	61	A Iowa	2 3							
94	A Indiana	0 3	109	A Nebraska	2 1							

Non-Div. I Games:

Purdue

Average RPI Win: 147		WON-LOST	WINNING	LAST 10	STRENGTH OF	OPP. STRENGTH	TEAM	ADJ	CONF.	ADJ CONF.							
Average RPI Loss: 41		RECORD	PCT. RANK	GAMES	SCHEDULE	OF SCHEDULE	RPI	RPI	RPI	RPI							
DIV. I ONLY		9-9-1	.5	150	4-6-0	67	59	92	.54269	94	3	3					
DIV. I NON-CONF.		5-2-1	.6875	67	0-0-0	130	139	85	.55454	85	4	4					
<hr/>																	
TOTALS		RPI 1-25		RPI 26-50		W-L RECORDS		RPI 51-100		RPI 101-150		RPI 150+					
9-9-1		0-4-0		1-2-0		OVERALL		2-2-0		1-1-0		5-0-1					
7-4-0		0-1-0		1-2-0		HOME		2-1-0		0-0-0		4-0-0					
2-5-1		0-3-0		0-0-0		AWAY		0-1-0		1-1-0		1-0-1					
0-0-0		0-0-0		0-0-0		NEUTRAL		0-0-0		0-0-0		0-0-0					
5-2-1		0-1-0		0-0-0		NON-CONFERENCE		0-1-0		0-0-0		5-0-1					
4-1-0		0-0-0		0-0-0		HOME		0-1-0		0-0-0		4-0-0					
1-1-1		0-1-0		0-0-		AWAY		0-0-0		0-0-0		1-0-1					
0-0-0		0-0-0		0-0-0		NEUTRAL		0-0-0		0-0-0		0-0-0					
4-7-0		0-3-0		1-2-0		CONFERENCE		2-1-0		1-1-0		0-0-0					
3-3-0		0-1-0		1-2-0		HOME		2-0-0		0-0-0		0-0-0					
1-4-0		0-2-0		0-0-0		AWAY		0-1-0		1-1-0		0-0-0					
0-0-0		0-0-0		0-0-0		NEUTRAL		0-0-0		0-0-0		0-0-0					
RPI	S	Opponent		Score		RPI	S	Opponent		Score		RPI	S	Opponent		Score	
3	A	Penn St.		2	5	36	H	Wisconsin		1	2	53	H	South Fla.		0	3
16	H	Ohio St.		0	5	47	H	Illinois		1	2	61	A	Iowa		0	1
21	A	Michigan		0	3	49	H	Minnesota		2	0	71	H	Northwestern		1	0
23	A	Pepperdine		0	5							93	H	Purdue		3	0

Non-Div. I Games:

Indiana

Average RPI Win:		178	WON-LOST RECORD		WINNING PCT. RANK		LAST 10 GAMES		STRENGTH OF SCHEDULE		OPP. STRENGTH OF SCHEDULE		TEAM RPI		ADJ RPI		CONF. RPI		ADJ CONF. RPI	
DIV. I ONLY			8-5-3		.59375 105		5-3-2		99		115		93		.54115 95		10		10	
DIV. I NON-CONF.			5-2-2		.66667 75		2-0-1		117		122		84		.55426 89		11		11	
TOTALS		RPI 1-25		RPI 26-50		W-L RECORDS		RPI 51-100		RPI 101-150		RPI 150+								
8-5-3		0-1-0		0-3-0		OVERALL		0-1-1		2-0-0		6-0-2								
3-2-3		0-1-0		0-1-0		HOME		0-0-1		0-0-0		3-0-2								
5-3-0		0-0-0		0-2-0		AWAY		0-1-0		2-0-0		3-0-0								
0-0-0		0-0-0		0-0-0		NEUTRAL		0-0-0		0-0-0		0-0-0								
5-2-2		0-1-0		0-1-0		NON-CONFERENCE		0-0-1		2-0-0		3-0-1								
1-2-2		0-1-0		0-1-0		HOME		0-0-1		0-0-0		1-0-1								
4-0-0		0-0-0		0-0-		AWAY		0-0-0		2-0-0		2-0-0								
0-0-0		0-0-0		0-0-0		NEUTRAL		0-0-0		0-0-0		0-0-0								
3-3-1		0-0-0		0-2-0		CONFERENCE		0-1-0		0-0-0		3-0-1								
2-0-1		0-0-0		0-0-0		HOME		0-0-0		0-0-0		2-0-1								
1-3-0		0-0-0		0-2-0		AWAY		0-1-0		0-0-0		1-0-0								
0-0-0		0-0-0		0-0-0		NEUTRAL		0-0-0		0-0-0		0-0-0								
RPI	S	Opponent		Score		RPI	S	Opponent		Score		RPI	S	Opponent		Score				
24	H	Boston College		1	8	29	A	Dartmouth		0	2	68	H	Boston U.		2	2			
						43	A	Princeton		1	3	88	A	Penn		0	1			
						48	H	Dayton		1	3									

Non-Div. I Games:

Harvard

Average RPI Win: 129		WON-LOST	WINNING	LAST 10	STRENGTH OF	OPP. STRENGTH	TEAM	ADJ	CONF.	ADJ CONF.				
Average RPI Loss: 55		RECORD	PCT. RANK	GAMES	SCHEDULE	OF SCHEDULE	RPI	RPI	RPI	RPI				
DIV. I ONLY		8-9-2	.47368	170	2-7-1	60	55	96	.54019	96	4	4		
DIV. I NON-CONF.		5-1-0	.83333	20	0-0-0	94	172	39	.60125	41	2	2		
<hr/>														
TOTALS		RPI 1-25	RPI 26-50		W-L RECORDS		RPI 51-100		RPI 101-150		RPI 150+			
8-9-2		1-2-0	1-3-0		OVERALL		1-3-1		3-1-1		2-0-0			
4-5-0		1-0-0	0-2-0		HOME		1-2-0		2-1-0		0-0-0			
4-4-2		0-2-0	1-1-0		AWAY		0-1-1		1-0-1		2-0-0			
0-0-0		0-0-0	0-0-0		NEUTRAL		0-0-0		0-0-0		0-0-0			
5-1-0		0-0-0	0-1-0		NON-CONFERENCE		0-0-0		3-0-0		2-0-0			
2-1-0		0-0-0	0-1-0		HOME		0-0-0		2-0-0		0-0-0			
3-0-0		0-0-0	0-0-		AWAY		0-0-0		1-0-0		2-0-0			
0-0-0		0-0-0	0-0-0		NEUTRAL		0-0-0		0-0-0		0-0-0			
3-8-2		1-2-0	1-2-0		CONFERENCE		1-3-1		0-1-1		0-0-0			
2-4-0		1-0-0	0-1-0		HOME		1-2-0		0-1-0		0-0-0			
1-4-2		0-2-0	1-1-0		AWAY		0-1-1		0-0-1		0-0-0			
0-0-0		0-0-0	0-0-0		NEUTRAL		0-0-0		0-0-0		0-0-0			
RPI	S	Opponent	Score		RPI	S	Opponent	Score		RPI	S	Opponent	Score	
9	H	Florida	1	0	26	A	Kentucky	2	1	54	A	LSU	1	1
13	A	Tennessee	1	2	31	H	Missouri	1	2	63	H	Ole Miss	0	1
14	A	Texas A&M	0	5	33	H	Maryland	1	2	65	A	Arkansas	1	3
					50	A	Auburn	3	4	92	H	Georgia	2	1
										100	H	South Carolina	0	1

Non-Div. I Games:

Alabama



Average RPI Win:		141	WON-LOST RECORD		WINNING PCT. RANK	LAST 10 GAMES	STRENGTH OF SCHEDULE		OPP. STRENGTH OF SCHEDULE	TEAM RPI	ADJ RPI	CONF. RPI	ADJ CONF. RPI				
DIV. I ONLY			7-8-4	.47368	170	3-5-2	59	67	97	.53935	97	5	5				
DIV. I NON-CONF.			3-5-2	.4	217	0-2-0	134	62	183	.48827	179	6	6				
TOTALS		RPI 1-25		RPI 26-50		W-L RECORDS		RPI 51-100		RPI 101-150		RPI 150+					
7-8-4		0-2-1		0-1-0		OVERALL		3-4-2		2-1-1		2-0-0					
5-3-2		0-0-1		0-0-0		HOME		3-2-0		1-1-1		1-0-0					
1-5-2		0-2-0		0-1-0		AWAY		0-2-2		1-0-0		0-0-0					
1-0-0		0-0-0		0-0-0		NEUTRAL		0-0-0		0-0-0		1-0-0					
3-5-2		0-0-0		0-1-0		NON-CONFERENCE		0-3-1		1-1-1		2-0-0					
2-2-1		0-0-0		0-0-0		HOME		0-1-0		1-1-1		1-0-0					
0-3-1		0-0-0		0-0-		AWAY		0-2-1		0-0-0		0-0-0					
1-0-0		0-0-0		0-0-0		NEUTRAL		0-0-0		0-0-0		1-0-0					
4-3-2		0-2-1		0-0-0		CONFERENCE		3-1-1		1-0-0		0-0-0					
3-1-1		0-0-1		0-0-0		HOME		3-1-0		0-0-0		0-0-0					
1-2-1		0-2-0		0-0-0		AWAY		0-0-1		1-0-0		0-0-0					
0-0-0		0-0-0		0-0-0		NEUTRAL		0-0-0		0-0-0		0-0-0					
RPI	S	Opponent		Score		RPI	S	Opponent		Score		RPI	S	Opponent		Score	
11	H	Baylor		1	1	28	A	Virginia Tech		1	4	54	H	LSU		0	1
20	A	West Virginia		0	2							62	A	Rice		1	1
25	A	Texas Tech		1	2							64	H	Kansas		1	0
												69	A	SMU		0	3
												73	A	Oklahoma St.		1	1
												73	H	Oklahoma St.		1	0
												75	A	UNLV		1	2
												83	H	TCU		3	1
												86	H	Texas		0	1

Non-Div. I Games:

Oklahoma

Average RPI Win:	216	WON-LOST RECORD	WINNING PCT. RANK	LAST 10 GAMES	STRENGTH OF SCHEDULE	OPP. STRENGTH OF SCHEDULE	TEAM RPI	ADJ RPI	CONF. RPI	ADJ CONF. RPI	
Average RPI Loss:	169										
DIV. I ONLY	15-3-2	.8	15	7-1-2	281	157	98	.53698	98	18	18
DIV. I NON-CONF.	7-1-0	.875	11	0-0-0	304	105	101	.53762	101	19	18
<hr/>											
TOTALS	RPI 1-25	RPI 26-50		W-L RECORDS		RPI 51-100		RPI 101-150		RPI 150+	
15-3-2	0-0-0	0-0-0		OVERALL		0-1-1		2-0-1		13-2-0	
10-1-1	0-0-0	0-0-0		HOME		0-0-1		2-0-0		8-1-0	
5-2-1	0-0-0	0-0-0		AWAY		0-1-0		0-0-1		5-1-0	
0-0-0	0-0-0	0-0-0		NEUTRAL		0-0-0		0-0-0		0-0-0	
7-1-0	0-0-0	0-0-0		NON-CONFERENCE		0-1-0		2-0-0		5-0-0	
6-0-0	0-0-0	0-0-0		HOME		0-0-0		2-0-0		4-0-0	
1-1-0	0-0-0	0-0-		AWAY		0-1-0		0-0-0		1-0-0	
0-0-0	0-0-0	0-0-0		NEUTRAL		0-0-0		0-0-0		0-0-0	
8-2-2	0-0-0	0-0-0		CONFERENCE		0-0-1		0-0-1		8-2-0	
4-1-1	0-0-0	0-0-0		HOME		0-0-1		0-0-0		4-1-0	
4-1-1	0-0-0	0-0-0		AWAY		0-0-0		0-0-1		4-1-0	
0-0-0	0-0-0	0-0-0		NEUTRAL		0-0-0		0-0-0		0-0-0	
RPI	S	Opponent	Score	RPI	S	Opponent	Score	RPI	S	Opponent	Score
						74 H UNC Greensboro	1 1			113 H Clemson	1 0
						92 A Georgia	1 2			128 A Samford	2 2
										133 H Jacksonville	3 1
										160 H Appalachian St.	1 0
										171 H North Florida	2 0
										176 H Troy	1 0
										180 A Davidson	2 0
										180 H Davidson	3 2
										196 A Col. of Charleston	0 1
										205 A Ga. Southern	2 0
										220 H Elon	1 2
										222 H Western Caro.	1 0
										264 A Citadel	3 0
										269 A Wofford	3 2
										275 H UNC Asheville	6 0
										288 H Stetson	4 1
										298 A Presbyterian	2 0
										308 H Chattanooga	5 1
						LAST 10 GAMES					
						180 H Davidson	3 2			222 H Western Caro.	1 0
						269 A Wofford	3 2			220 H Elon	1 2
						180 A Davidson	2 0			74 H UNC Greensboro	1 1
						205 A Ga. Southern	2 0			308 H Chattanooga	5 1
						160 H Appalachian St.	1 0			128 A Samford	2 2

Non-Div. I Games:

Furman



Average RPI Win:		102	WON-LOST RECORD		WINNING PCT. RANK		LAST 10 GAMES		STRENGTH OF SCHEDULE		OPP. STRENGTH OF SCHEDULE		TEAM RPI		ADJ RPI		CONF. RPI		ADJ CONF. RPI		
DIV. I ONLY			6-9-4		.42105 203		3-5-2		43		34		100		.53507 100		4		4		
DIV. I NON-CONF.			3-2-1		.58333 117		0-0-0		75		76		79		.55797 81		2		2		
TOTALS		RPI 1-25		RPI 26-50		W-L RECORDS		RPI 51-100		RPI 101-150		RPI 150+									
6-9-4		0-3-0		0-4-0		OVERALL		4-1-1		2-1-3		0-0-0									
5-5-1		0-2-0		0-1-0		HOME		3-1-0		2-1-1		0-0-0									
1-4-3		0-1-0		0-3-0		AWAY		1-0-1		0-0-2		0-0-0									
0-0-0		0-0-0		0-0-0		NEUTRAL		0-0-0		0-0-0		0-0-0									
3-2-1		0-0-0		0-1-0		NON-CONFERENCE		1-0-0		2-1-1		0-0-0									
3-1-0		0-0-0		0-0-0		HOME		1-0-0		2-1-0		0-0-0									
0-1-1		0-0-0		0-0-		AWAY		0-0-0		0-0-1		0-0-0									
0-0-0		0-0-0		0-0-0		NEUTRAL		0-0-0		0-0-0		0-0-0									
3-7-3		0-3-0		0-3-0		CONFERENCE		3-1-1		0-0-2		0-0-0									
2-4-1		0-2-0		0-1-0		HOME		2-1-0		0-0-1		0-0-0									
1-3-2		0-1-0		0-2-0		AWAY		1-0-1		0-0-1		0-0-0									
0-0-0		0-0-0		0-0-0		NEUTRAL		0-0-0		0-0-0		0-0-0									
RPI	S	Opponent		Score		RPI	S	Opponent		Score		RPI	S	Opponent		Score					
9	H	Florida		0 3		26	A	Kentucky		0 1		54	H	LSU		2 1		106	A	Vanderbilt 1 1	
13	H	Tennessee		0 1		31	H	Missouri		0 1		63	H	Ole Miss		1 2		113	H	Clemson 0 1	
14	A	Texas A&M		0 2		49	A	Minnesota		1 2		65	A	Arkansas		1 1		129	H	Mississippi St. 0 0	
						50	A	Auburn		2 4		87	H	East Carolina		3 0		133	H	Jacksonville 3 0	
												92	H	Georgia		1 0		138	A	Milwaukee 0 0	
												96	A	Alabama		1 0		147	H	Mercer 2 0	
LAST 10 GAMES																					
		9	H	Florida	0	3			92	H	Georgia	1	0								
		96	A	Alabama	1	0			13	H	Tennessee	0	1								
		26	A	Kentucky	0	1			106	A	Vanderbilt	1	1								
		63	H	Ole Miss	1	2			50	A	Auburn	2	4								
		54	H	LSU	2	1			65	A	Arkansas	1	1								

Non-Div. I Games:

South Carolina

Average RPI Win:	210	WON-LOST RECORD	WINNING PCT. RANK	LAST 10 GAMES	STRENGTH OF SCHEDULE	OPP. STRENGTH OF SCHEDULE	TEAM RPI	ADJ RPI	CONF. RPI	ADJ CONF. RPI	
DIV. I ONLY	13-4-2	.73684	31	8-2-0	230	166	101	.535	101	14	14
DIV. I NON-CONF.	5-1-1	.78571	32	0-0-0	296	226	138	.51283	138	15	15
<hr/>											
TOTALS	RPI 1-25	RPI 26-50		W-L RECORDS	RPI 51-100		RPI 101-150		RPI 150+		
13-4-2	0-0-0	0-1-0		OVERALL	0-1-0		1-0-0		12-2-2		
7-3-0	0-0-0	0-0-0		HOME	0-1-0		0-0-0		7-2-0		
5-1-2	0-0-0	0-1-0		AWAY	0-0-0		1-0-0		4-0-2		
1-0-0	0-0-0	0-0-0		NEUTRAL	0-0-0		0-0-0		1-0-0		
<hr/>											
5-1-1	0-0-0	0-0-0		NON-CONFERENCE	0-0-0		0-0-0		5-1-1		
2-1-0	0-0-0	0-0-0		HOME	0-0-0		0-0-0		2-1-0		
2-0-1	0-0-0	0-0-		AWAY	0-0-0		0-0-0		2-0-1		
1-0-0	0-0-0	0-0-0		NEUTRAL	0-0-0		0-0-0		1-0-0		
<hr/>											
8-3-1	0-0-0	0-1-0		CONFERENCE	0-1-0		1-0-0		7-1-1		
5-2-0	0-0-0	0-0-0		HOME	0-1-0		0-0-0		5-1-0		
3-1-1	0-0-0	0-1-0		AWAY	0-0-0		1-0-0		2-0-1		
0-0-0	0-0-0	0-0-0		NEUTRAL	0-0-0		0-0-0		0-0-0		
<hr/>											
RPI S	Opponent	Score	RPI S	Opponent	Score	RPI S	Opponent	Score	RPI S	Opponent	Score
			35 A	Central Mich.	1 2	52 H	Miami (OH)	2 4	124 A	Eastern Mich.	3 0
									167 H	Ball St.	4 0
									167 H	Ball St.	2 0
									177 H	Northern Ill.	0 1
									179 A	Valparaiso	1 1
									183 H	Toledo	2 1
									188 H	Marshall	2 1
									190 H	Ohio	3 0
									199 N	Lamar	3 0
									214 A	Western Mich.	1 0
									218 H	Duquesne	1 2
									228 A	UTSA	4 1
									243 A	Akron	3 2
									254 H	Buffalo	1 0
									280 H	Morehead St.	4 1
									291 A	Cleveland St.	2 0
									292 A	Bowling Green	0 0
<hr/>											
LAST 10 GAMES											
			167 H	Ball St.	4 0	214 A	Western Mich.	1 0			
			190 H	Ohio	3 0	243 A	Akron	3 2			
			183 H	Toledo	2 1	254 H	Buffalo	1 0			
			177 H	Northern Ill.	0 1	52 H	Miami (OH)	2 4			
			124 A	Eastern Mich.	3 0	167 H	Ball St.	2 0			

Non-Div. I Games:

Kent St.

Average RPI Win:		165	WON-LOST	WINNING	LAST 10	STRENGTH OF		OPP. STRENGTH	TEAM	ADJ	CONF.	ADJ CONF.
Average RPI Loss:		68	RECORD	PCT. RANK	GAMES	SCHEDULE		OF SCHEDULE	RPI	RPI	RPI	RPI
DIV. I ONLY		10-8-0		.55556	120	7-3-0		112	80	102	.53488	102
DIV. I NON-CONF.		3-6-0		.33333	246	0-1-0		69	33	146	.50328	147
TOTALS		RPI 1-25		RPI 26-50		W-L RECORDS		RPI 51-100		RPI 101-150		RPI 150+
10-8-0		0-3-0		1-1-0		OVERALL		1-2-0		2-1-0		6-1-0
5-5-0		0-1-0		1-1-0		HOME		0-1-0		1-1-0		3-1-0
5-3-0		0-2-0		0-0-0		AWAY		1-1-0		1-0-0		3-0-0
0-0-0		0-0-0		0-0-0		NEUTRAL		0-0-0		0-0-0		0-0-0
3-6-0		0-3-0		0-1-0		NON-CONFERENCE		0-1-0		1-1-0		2-0-0
2-3-0		0-1-0		0-1-0		HOME		0-0-0		0-1-0		2-0-0
1-3-0		0-2-0		0-0-		AWAY		0-1-0		1-0-0		0-0-0
0-0-0		0-0-0		0-0-0		NEUTRAL		0-0-0		0-0-0		0-0-0
7-2-0		0-0-0		1-0-0		CONFERENCE		1-1-0		1-0-0		4-1-0
3-2-0		0-0-0		1-0-0		HOME		0-1-0		1-0-0		1-1-0
4-0-0		0-0-0		0-0-0		AWAY		1-0-0		0-0-0		3-0-0
0-0-0		0-0-0		0-0-0		NEUTRAL		0-0-0		0-0-0		0-0-0
RPI S	Opponent	Score	RPI S	Opponent	Score	RPI S	Opponent	Score	RPI S	Opponent	Score	
4 A	Florida St.	1 2	40 H	Long Beach St.	2 1	55 A	Cal St. Northridge	1 0	108 H	Cal Poly	4 0	
21 A	Michigan	1 2	42 H	Oregon St.	1 2	59 H	UC Irvine	1 3	118 A	Michigan St.	1 0	
25 H	Texas Tech	1 2				76 A	Loyola Marymount	1 2	126 H	Southern California	2 3	
									172 A	Hawaii	1 0	
									191 H	Army	3 0	
									193 H	UC Santa Barbara	2 4	
									209 A	UC Davis	2 1	
									232 H	UC Riverside	1 0	
									257 A	Pacific	4 1	
									268 H	Creighton	1 0	
LAST 10 GAMES												
			257 A	Pacific	4 1		172 A	Hawaii	1 0			
			209 A	UC Davis	2 1		55 A	Cal St. Northridge	1 0			
			108 H	Cal Poly	4 0		40 H	Long Beach St.	2 1			
			193 H	UC Santa Barbara	2 4		59 H	UC Irvine	1 3			
			232 H	UC Riverside	1 0		25 H	Texas Tech	1 2			

Non-Div. I Games:

Cal St. Fullerton



Average RPI Win:	171	WON-LOST RECORD	WINNING PCT. RANK	LAST 10 GAMES	STRENGTH OF SCHEDULE	OPP. STRENGTH OF SCHEDULE	TEAM RPI	ADJ RPI	CONF. RPI	ADJ CONF. RPI		
DIV. I ONLY		9-6-4	.57895	113	5-2-3	104	143	104	.53279	104	12	12
DIV. I NON-CONF.		5-4-1	.55	137	1-0-0	85	194	107	.5331	107	12	12
<hr/>												
TOTALS	RPI 1-25	RPI 26-50		W-L RECORDS		RPI 51-100		RPI 101-150		RPI 150+		
9-6-4	0-0-0	0-1-0		OVERALL		1-1-1		3-2-0		5-2-3		
5-2-1	0-0-0	0-0-0		HOME		1-1-0		2-0-0		2-1-1		
4-4-3	0-0-0	0-1-0		AWAY		0-0-1		1-2-0		3-1-2		
0-0-0	0-0-0	0-0-0		NEUTRAL		0-0-0		0-0-0		0-0-0		
<hr/>												
5-4-1	0-0-0	0-1-0		NON-CONFERENCE		1-0-0		1-2-0		3-1-1		
2-1-1	0-0-0	0-0-0		HOME		1-0-0		0-0-0		1-1-1		
3-3-0	0-0-0	0-0-		AWAY		0-0-0		1-2-0		2-0-0		
0-0-0	0-0-0	0-0-0		NEUTRAL		0-0-0		0-0-0		0-0-0		
<hr/>												
4-2-3	0-0-0	0-0-0		CONFERENCE		0-1-1		2-0-0		2-1-2		
3-1-0	0-0-0	0-0-0		HOME		0-1-0		2-0-0		1-0-0		
1-1-3	0-0-0	0-0-0		AWAY		0-0-1		0-0-0		1-1-2		
0-0-0	0-0-0	0-0-0		NEUTRAL		0-0-0		0-0-0		0-0-0		
<hr/>												
RPI	S	Opponent	Score	RPI	S	Opponent	Score	RPI	S	Opponent	Score	
				43	A	Princeton	0 3	51	H	La Salle	0 1	
								60	A	Butler	0 0	
								99	H	Villanova	2 1	
								131	H	Massachusetts	2 1	
								135	A	Hartford	2 5	
								145	H	Fordham	1 0	
								149	A	Delaware	2 1	
								150	A	Loyola Maryland	2 3	
								151	A	Fairfield	1 0	
								158	A	Saint Louis	1 1	
								184	A	St. Bonaventure	0 1	
								197	H	Rhode Island	2 0	
								211	A	Temple	1 0	
								215	H	Iona	0 1	
								218	A	Duquesne	0 0	
								225	A	Lehigh	2 1	
								227	H	Binghamton	3 0	
								231	H	American	2 2	
<hr/>												
LAST 10 GAMES												
				145	H	Fordham	1 0	131	H	Massachusetts	2 1	
				51	H	La Salle	0 1	184	A	St. Bonaventure	0 1	
				60	A	Butler	0 0	218	A	Duquesne	0 0	
				158	A	Saint Louis	1 1	211	A	Temple	1 0	
				197	H	Rhode Island	2 0	225	A	Lehigh	2 1	

Non-Div. I Games:

Saint Joseph's



Average RPI Win:	168	WON-LOST	WINNING	LAST 10	STRENGTH OF	OPP. STRENGTH	TEAM	ADJ	CONF.	ADJ CONF.	
Average RPI Loss:	104	RECORD	PCT. RANK	GAMES	SCHEDULE	OF SCHEDULE	RPI	RPI	RPI	RPI	
DIV. I ONLY	10-7-2	.57895	113	5-4-1	126	104	105	.53226	105	12	12
DIV. I NON-CONF.	6-3-1	.65	83	1-0-0	163	68	96	.54307	97	12	12
TOTALS	RPI 1-25	RPI 26-50	W-L RECORDS	RPI 51-100	RPI 101-150	RPI 150+					
10-7-2	0-1-0	0-0-0	OVERALL	2-3-0	2-0-2	6-3-0					
5-4-1	0-1-0	0-0-0	HOME	1-1-0	1-0-1	3-2-0					
5-3-1	0-0-0	0-0-0	AWAY	1-2-0	1-0-1	3-1-0					
0-0-0	0-0-0	0-0-0	NEUTRAL	0-0-0	0-0-0	0-0-0					
6-3-1	0-1-0	0-0-0	NON-CONFERENCE	1-1-0	0-0-1	5-1-0					
3-2-1	0-1-0	0-0-0	HOME	0-0-0	0-0-1	3-1-0					
3-1-0	0-0-0	0-0-	AWAY	1-1-0	0-0-0	2-0-0					
0-0-0	0-0-0	0-0-0	NEUTRAL	0-0-0	0-0-0	0-0-0					
4-4-1	0-0-0	0-0-0	CONFERENCE	1-2-0	2-0-1	1-2-0					
2-2-0	0-0-0	0-0-0	HOME	1-1-0	1-0-0	0-1-0					
2-2-1	0-0-0	0-0-0	AWAY	0-1-0	1-0-1	1-1-0					
0-0-0	0-0-0	0-0-0	NEUTRAL	0-0-0	0-0-0	0-0-0					
RPI S	Opponent	Score	RPI S	Opponent	Score	RPI S	Opponent	Score	RPI S	Opponent	Score
12 H	Wake Forest	0 2				51 A	La Salle	1 2	113 H	Clemson	1 1
						60 H	Butler	0 1	131 A	Massachusetts	1 1
						70 H	VCU	2 1	132 H	Richmond	2 0
						72 A	UNC Wilmington	0 3	145 A	Fordham	3 1
						87 A	East Carolina	1 0	158 H	Saint Louis	0 1
									163 A	James Madison	1 0
									171 H	North Florida	2 1
									180 H	Davidson	0 1
									196 A	Col. of Charleston	2 1
									197 A	Rhode Island	0 2
									222 H	Western Caro.	1 0
									244 H	Francis Marion	6 0
									253 A	George Washington	4 2
			LAST 10 GAMES								
			60 H	Butler	0 1	145 A	Fordham	3 1			
			158 H	Saint Louis	0 1	253 A	George Washington	4 2			
			197 A	Rhode Island	0 2	132 H	Richmond	2 0			
			131 A	Massachusetts	1 1	70 H	VCU	2 1			
			51 A	La Salle	1 2	244 H	Francis Marion	6 0			

Non-Div. I Games:

Charlotte

Average RPI Win:	104	WON-LOST RECORD	WINNING PCT. RANK	LAST 10 GAMES	STRENGTH OF SCHEDULE	OPP. STRENGTH OF SCHEDULE	TEAM RPI	ADJ RPI	CONF. RPI	ADJ CONF. RPI		
DIV. I ONLY		5-10-5	.375	243	1-7-2	25	52	107	.53185	106	4	4
DIV. I NON-CONF.		3-3-1	.5	153	0-0-0	27	129	80	.55906	80	2	2
<hr/>												
TOTALS	RPI 1-25	RPI 26-50		W-L RECORDS		RPI 51-100		RPI 101-150		RPI 150+		
5-10-5	0-2-1	0-3-0		OVERALL		2-4-4		3-1-0		0-0-0		
0-6-2	0-2-0	0-1-0		HOME		0-2-2		0-1-0		0-0-0		
5-4-3	0-0-1	0-2-0		AWAY		2-2-2		3-0-0		0-0-0		
0-0-0	0-0-0	0-0-0		NEUTRAL		0-0-0		0-0-0		0-0-0		
3-3-1	0-0-0	0-0-0		NON-CONFERENCE		1-2-1		2-1-0		0-0-0		
0-2-0	0-0-0	0-0-0		HOME		0-1-0		0-1-0		0-0-0		
3-1-1	0-0-0	0-0-		AWAY		1-1-1		2-0-0		0-0-0		
0-0-0	0-0-0	0-0-0		NEUTRAL		0-0-0		0-0-0		0-0-0		
2-7-4	0-2-1	0-3-0		CONFERENCE		1-2-3		1-0-0		0-0-0		
0-4-2	0-2-0	0-1-0		HOME		0-1-2		0-0-0		0-0-0		
2-3-2	0-0-1	0-2-0		AWAY		1-1-1		1-0-0		0-0-0		
0-0-0	0-0-0	0-0-0		NEUTRAL		0-0-0		0-0-0		0-0-0		
RPI	S	Opponent	Score	RPI	S	Opponent	Score	RPI	S	Opponent	Score	
9	H	Florida	0 4	26	A	Kentucky	0 3	54	A	LSU	0 1	
13	A	Tennessee	1 1	31	A	Missouri	0 2	63	H	Ole Miss	0 1	
14	H	Texas A&M	0 4	50	H	Auburn	1 4	65	A	Arkansas	3 2	
								73	A	Oklahoma St.	1 3	
								78	A	Middle Tenn.	2 0	
								80	H	Memphis	1 2	
								92	A	Georgia	0 0	
								96	H	Alabama	3 3	
								97	A	Oklahoma	1 1	
								100	H	South Carolina	1 1	

Non-Div. I Games:

Vanderbilt

Average RPI Win:		229	WON-LOST RECORD		WINNING PCT. RANK		LAST 10 GAMES		STRENGTH OF SCHEDULE		OPP. STRENGTH OF SCHEDULE		TEAM RPI		ADJ RPI		CONF. RPI		ADJ CONF. RPI	
DIV. I ONLY			11-4-3		.69444 50		6-1-3		218		145		106		.53073 107		16		16	
DIV. I NON-CONF.			5-3-0		.625 97		0-0-0		257		84		149		.50208 149		17		17	
TOTALS		RPI 1-25		RPI 26-50		W-L RECORDS		RPI 51-100		RPI 101-150		RPI 150+								
11-4-3		0-1-0		0-1-0		OVERALL		1-1-1		0-1-0		10-0-2								
6-2-1		0-1-0		0-0-0		HOME		1-0-0		0-1-0		5-0-1								
2-2-2		0-0-0		0-1-0		AWAY		0-1-1		0-0-0		2-0-1								
3-0-0		0-0-0		0-0-0		NEUTRAL		0-0-0		0-0-0		3-0-0								
5-3-0		0-1-0		0-1-0		NON-CONFERENCE		0-0-0		0-1-0		5-0-0								
2-2-0		0-1-0		0-0-0		HOME		0-0-0		0-1-0		2-0-0								
0-1-0		0-0-0		0-0-		AWAY		0-0-0		0-0-0		0-0-0								
3-0-0		0-0-0		0-0-0		NEUTRAL		0-0-0		0-0-0		3-0-0								
6-1-3		0-0-0		0-0-0		CONFERENCE		1-1-1		0-0-0		5-0-2								
4-0-1		0-0-0		0-0-0		HOME		1-0-0		0-0-0		3-0-1								
2-1-2		0-0-0		0-0-0		AWAY		0-1-1		0-0-0		2-0-1								
0-0-0		0-0-0		0-0-0		NEUTRAL		0-0-0		0-0-0		0-0-0								
RPI	S	Opponent		Score		RPI	S	Opponent		Score		RPI	S	Opponent		Score				
13	H	Tennessee		1	4	49	A	Minnesota		0	1	56	H	North Texas		2	0			
												78	A	Middle Tenn.		1	1			
												90	A	FIU		0	1			
												106	H	Vanderbilt		1	4			
												164	H	Arkansas St.		2	0			
												176	H	Troy		1	1			
												189	H	Belmont		1	0			
												216	H	South Ala.		2	0			
												239	H	Evansville		3	0			
												241	A	La.-Lafayette		1	1			
												242	N	Xavier		3	0			
												267	N	Northern Ky.		2	1			
												272	A	Fla. Atlantic		1	0			
												285	H	UALR		5	0			
												292	N	Bowling Green		2	1			
												301	A	La.-Monroe		6	1			
LAST 10 GAMES																				
78 A Middle Tenn.						1	1	241 A La.-Lafayette						1	1					
56 H North Texas						2	0	90 A FIU						0	1					
176 H Troy						1	1	272 A Fla. Atlantic						1	0					
216 H South Ala.						2	0	285 H UALR						5	0					
301 A La.-Monroe						6	1	164 H Arkansas St.						2	0					

**Non-Div. I Games:**

Western Ky.

Average RPI Win: 172		WON-LOST	WINNING	LAST 10	STRENGTH OF		OPP. STRENGTH	TEAM	ADJ		CONF.	ADJ CONF.			
Average RPI Loss: 86		RECORD	PCT. RANK	GAMES	SCHEDULE		OF SCHEDULE	RPI	RPI		RPI	RPI			
DIV. I ONLY		9-6-3	.58333	108	6-2-2		146	102	110		.53015	108			
DIV. I NON-CONF.		3-5-1	.38889	221	0-1-0		110	80	172		.49336	164			
TOTALS		RPI 1-25	RPI 26-50		W-L RECORDS		RPI 51-100		RPI 101-150		RPI 150+				
9-6-3		0-1-0	1-2-0		OVERALL		2-0-1		0-2-0		6-1-2				
5-3-1		0-0-0	0-2-0		HOME		0-0-1		0-0-0		5-1-0				
4-3-2		0-1-0	1-0-0		AWAY		2-0-0		0-2-0		1-0-2				
0-0-0		0-0-0	0-0-0		NEUTRAL		0-0-0		0-0-0		0-0-0				
3-5-1		0-1-0	0-2-0		NON-CONFERENCE		1-0-0		0-1-0		2-1-1				
1-3-0		0-0-0	0-2-0		HOME		0-0-0		0-0-0		1-1-0				
2-2-1		0-1-0	0-0-		AWAY		1-0-0		0-1-0		1-0-1				
0-0-0		0-0-0	0-0-0		NEUTRAL		0-0-0		0-0-0		0-0-0				
6-1-2		0-0-0	1-0-0		CONFERENCE		1-0-1		0-1-0		4-0-1				
4-0-1		0-0-0	0-0-0		HOME		0-0-1		0-0-0		4-0-0				
2-1-1		0-0-0	1-0-0		AWAY		1-0-0		0-1-0		0-0-1				
0-0-0		0-0-0	0-0-0		NEUTRAL		0-0-0		0-0-0		0-0-0				
RPI S	Opponent	Score		RPI S	Opponent	Score		RPI S	Opponent	Score		RPI S	Opponent	Score	
6 A	BYU	1	5	27 H	California	1	4	55 H	Cal St. Northridge	2	2	102 A	Cal St. Fullerton	0	4
				40 A	Long Beach St.	4	3	59 A	UC Irvine	2	1	141 A	Fresno St.	1	2
				42 H	Oregon St.	1	3	76 A	Loyola Marymount	3	1	159 A	Nevada	1	1
												172 H	Hawaii	5	2
												193 H	UC Santa Barbara	1	0
												198 H	St. Mary's (CA)	0	1
												209 H	UC Davis	1	0
												232 A	UC Riverside	1	1
												257 H	Pacific	4	1
												261 A	Sacramento St.	4	1
												282 H	CSU Bakersfield	1	0
LAST 10 GAMES															
				193 H	UC Santa Barbara	1	0	40 A	Long Beach St.	4	3				
				102 A	Cal St. Fullerton	0	4	59 A	UC Irvine	2	1				
				232 A	UC Riverside	1	1	209 H	UC Davis	1	0				
				172 H	Hawaii	5	2	257 H	Pacific	4	1				
				55 H	Cal St. Northridge	2	2	141 A	Fresno St.	1	2				

Non-Div. I Games:

Cal Poly

## Nebraska

Through Games Of Oct. 28, 2012

Average RPI Win: 113		WON-LOST	WINNING	LAST 10	STRENGTH OF		OPP. STRENGTH	TEAM	ADJ		CONF.	ADJ CONF.
Average RPI Loss: 58		RECORD	PCT. RANK	GAMES	SCHEDULE		OF SCHEDULE	RPI	RPI		RPI	RPI
DIV. I ONLY		7-11-1	.39474	224	38		45	108	.52985		109	3
DIV. I NON-CONF.		3-4-1	.4375	198	81		88	131	.51805		131	4
TOTALS		RPI 1-25	RPI 26-50		W-L RECORDS		RPI 51-100		RPI 101-150		RPI 150+	
7-11-1		0-4-0	1-3-0		OVERALL		4-2-0		0-1-0		2-1-1	
3-6-1		0-2-0	0-2-0		HOME		2-1-0		0-0-0		1-1-1	
4-5-0		0-2-0	1-1-0		AWAY		2-1-0		0-1-0		1-0-0	
0-0-0		0-0-0	0-0-0		NEUTRAL		0-0-0		0-0-0		0-0-0	
3-4-1		0-1-0	0-1-0		NON-CONFERENCE		1-1-0		0-0-0		2-1-1	
2-2-1		0-0-0	0-1-0		HOME		1-0-0		0-0-0		1-1-1	
1-2-0		0-1-0	0-0-		AWAY		0-1-0		0-0-0		1-0-0	
0-0-0		0-0-0	0-0-0		NEUTRAL		0-0-0		0-0-0		0-0-0	
4-7-0		0-3-0	1-2-0		CONFERENCE		3-1-0		0-1-0		0-0-0	
1-4-0		0-2-0	0-1-0		HOME		1-1-0		0-0-0		0-0-0	
3-3-0		0-1-0	1-1-0		AWAY		2-0-0		0-1-0		0-0-0	
0-0-0		0-0-0	0-0-0		NEUTRAL		0-0-0		0-0-0		0-0-0	
RPI S	Opponent	Score	RPI S	Opponent	Score	RPI S	Opponent	Score	RPI S	Opponent	Score	
3 H	Penn St.	0 4	28 H	Virginia Tech	2 3	61 A	Iowa	2 1	118 A	Michigan St.	1 2	
11 A	Baylor	0 3	36 A	Wisconsin	3 2	71 A	Northwestern	2 0	155 H	Drake	0 1	
16 H	Ohio St.	0 4	47 A	Illinois	1 4	89 H	New Mexico	2 0	186 H	Northern Colo.	1 1	
21 A	Michigan	1 2	49 H	Minnesota	2 4	93 H	Purdue	1 2	217 H	Southeast Mo. St.	4 0	
						94 H	Indiana	2 1	224 A	Cincinnati	2 1	
						97 A	Oklahoma	1 2				
LAST 10 GAMES												
			49 H	Minnesota	2 4	36 A	Wisconsin	3 2				
			47 A	Illinois	1 4	21 A	Michigan	1 2				
			61 A	Iowa	2 1	118 A	Michigan St.	1 2				
			16 H	Ohio St.	0 4	94 H	Indiana	2 1				
			3 H	Penn St.	0 4	93 H	Purdue	1 2				

Non-Div. I Games:

Nebraska

Average RPI Win: 178		WON-LOST RECORD		WINNING PCT. RANK		LAST 10 GAMES		STRENGTH OF SCHEDULE		OPP. STRENGTH OF SCHEDULE		TEAM RPI		ADJ RPI		CONF. RPI		ADJ CONF. RPI	
DIV. I ONLY		10-8-1		.55263 126		5-4-1		113		125		114		.52886 110		13		13	
DIV. I NON-CONF.		4-4-0		.5 153		0-0-0		32		93		81		.55921 79		13		13	
TOTALS		RPI 1-25		RPI 26-50		W-L RECORDS		RPI 51-100		RPI 101-150		RPI 150+							
10-8-1		1-1-0		0-1-0		OVERALL		1-2-0		1-2-0		7-2-1							
7-1-0		1-0-0		0-0-0		HOME		0-0-0		1-0-0		5-1-0							
2-4-1		0-0-0		0-0-0		AWAY		1-2-0		0-1-0		1-1-1							
1-3-0		0-1-0		0-1-0		NEUTRAL		0-0-0		0-1-0		1-0-0							
4-4-0		1-1-0		0-1-0		NON-CONFERENCE		0-0-0		0-2-0		3-0-0							
3-0-0		1-0-0		0-0-0		HOME		0-0-0		0-0-0		2-0-0							
0-1-0		0-0-0		0-0-		AWAY		0-0-0		0-1-0		0-0-0							
1-3-0		0-1-0		0-1-0		NEUTRAL		0-0-0		0-1-0		1-0-0							
6-4-1		0-0-0		0-0-0		CONFERENCE		1-2-0		1-0-0		4-2-1							
4-1-0		0-0-0		0-0-0		HOME		0-0-0		1-0-0		3-1-0							
2-3-1		0-0-0		0-0-0		AWAY		1-2-0		0-0-0		1-1-1							
0-0-0		0-0-0		0-0-0		NEUTRAL		0-0-0		0-0-0		0-0-0							
RPI	S	Opponent		Score		RPI	S	Opponent		Score		RPI	S	Opponent		Score			
12	N	Wake Forest		1	2	30	N	Georgetown		1	2	58	A	William & Mary		2	3		
16	H	Ohio St.		2	0							72	A	UNC Wilmington		1	0		
												81	A	Drexel		0	3		
														112 N Colgate		2	3		
														130 A Marist		2	4		
														149 H Delaware		3	1		
														153 A Northeastern		2	2		
														153 H Northeastern		2	3		
														163 A James Madison		3	1		
														184 H St. Bonaventure		2	0		
														204 H George Mason		1	0		
														211 N Temple		3	1		
														238 H Georgia St.		5	0		
														260 H Albany (NY)		2	1		
														273 A Old Dominion		1	2		
														278 H Towson		3	1		
						LAST 10 GAMES													
						153	A	Northeastern		2	2	204	H	George Mason		1	0		
						153	H	Northeastern		2	3	81	A	Drexel		0	3		
						58	A	William & Mary		2	3	149	H	Delaware		3	1		
						273	A	Old Dominion		1	2	163	A	James Madison		3	1		
						278	H	Towson		3	1	238	H	Georgia St.		5	0		

Non-Div. I Games:

Hofstra

Average RPI Win: 135		WON-LOST RECORD	WINNING PCT. RANK		LAST 10 GAMES	STRENGTH OF SCHEDULE	OPP. STRENGTH OF SCHEDULE	TEAM RPI	ADJ RPI	CONF. RPI	ADJ CONF. RPI						
Average RPI Loss: 62																	
DIV. I ONLY		6-10-3	.39474	224	1-7-2	39	37	109	.5286	111	2	2					
DIV. I NON-CONF.		4-4-1	.5	153	0-1-0	105	65	120	.52433	121	3	3					
<hr/>																	
TOTALS		RPI 1-25		RPI 26-50		W-L RECORDS		RPI 51-100		RPI 101-150		RPI 150+					
6-10-3		0-4-0		1-3-1		OVERALL		2-1-1		1-1-1		2-1-0					
2-4-2		0-3-0		0-0-0		HOME		2-1-1		0-0-1		0-0-0					
3-5-1		0-0-0		1-3-1		AWAY		0-0-0		0-1-0		2-1-0					
1-1-0		0-1-0		0-0-0		NEUTRAL		0-0-0		1-0-0		0-0-0					
<hr/>																	
4-4-1		0-2-0		0-1-0		NON-CONFERENCE		1-0-1		1-0-0		2-1-0					
1-1-1		0-1-0		0-0-0		HOME		1-0-1		0-0-0		0-0-0					
2-2-0		0-0-0		0-0-		AWAY		0-0-0		0-0-0		2-1-0					
1-1-0		0-1-0		0-0-0		NEUTRAL		0-0-0		1-0-0		0-0-0					
<hr/>																	
2-6-2		0-2-0		1-2-1		CONFERENCE		1-1-0		0-1-1		0-0-0					
1-3-1		0-2-0		0-0-0		HOME		1-1-0		0-0-1		0-0-0					
1-3-1		0-0-0		1-2-1		AWAY		0-0-0		0-1-0		0-0-0					
0-0-0		0-0-0		0-0-0		NEUTRAL		0-0-0		0-0-0		0-0-0					
<hr/>																	
RPI	S	Opponent		Score		RPI	S	Opponent		Score		RPI	S	Opponent		Score	
1	H	Stanford		1	4	27	A	California		2	1	57	H	Utah		1	0
2	H	UCLA		1	2	32	A	Washington		1	1	76	H	Loyola Marymount		0	0
6	H	BYU		0	1	40	A	Long Beach St.		1	2	79	H	Colorado		0	3
23	N	Pepperdine		1	2	42	A	Oregon St.		1	5	90	H	FIU		2	0
						44	A	Washington St.		0	3						

Non-Div. I Games:

Arizona

Average RPI Win: 222		WON-LOST	WINNING	LAST 10	STRENGTH OF		OPP. STRENGTH	TEAM	ADJ		CONF.	ADJ CONF.
Average RPI Loss: 98		RECORD	PCT. RANK	GAMES	SCHEDULE		OF SCHEDULE	RPI	RPI		RPI	RPI
DIV. I ONLY		9-5-4	.61111	93	4-3-3		145	162	112		19	19
DIV. I NON-CONF.		5-4-2	.54545	146	0-2-1		115	111	118		18	19
TOTALS		RPI 1-25	RPI 26-50		W-L RECORDS		RPI 51-100		RPI 101-150		RPI 150+	
9-5-4		0-0-0	0-2-1		OVERALL		0-2-1		2-0-0		7-1-2	
5-3-1		0-0-0	0-1-0		HOME		0-2-1		1-0-0		4-0-0	
3-2-3		0-0-0	0-1-1		AWAY		0-0-0		0-0-0		3-1-2	
1-0-0		0-0-0	0-0-0		NEUTRAL		0-0-0		1-0-0		0-0-0	
5-4-2		0-0-0	0-2-1		NON-CONFERENCE		0-2-0		2-0-0		3-0-1	
3-3-0		0-0-0	0-1-0		HOME		0-2-0		1-0-0		2-0-0	
1-1-2		0-0-0	0-1-		AWAY		0-0-0		0-0-0		1-0-1	
1-0-0		0-0-0	0-0-0		NEUTRAL		0-0-0		1-0-0		0-0-0	
4-1-2		0-0-0	0-0-0		CONFERENCE		0-0-1		0-0-0		4-1-1	
2-0-1		0-0-0	0-0-0		HOME		0-0-1		0-0-0		2-0-0	
2-1-1		0-0-0	0-0-0		AWAY		0-0-0		0-0-0		2-1-1	
0-0-0		0-0-0	0-0-0		NEUTRAL		0-0-0		0-0-0		0-0-0	
RPI S	Opponent	Score	RPI S	Opponent	Score	RPI S	Opponent	Score	RPI S	Opponent	Score	
			32 H	Washington	0 3	82 H	Navy	1 1	110 N	Hofstra	3 2	
			43 A	Princeton	4 4	91 H	Syracuse	2 3	130 H	Marist	3 1	
			45 A	Colorado Col.	1 2	95 H	Harvard	1 3	191 H	Army	3 2	
									208 A	Bucknell	4 1	
									213 A	Air Force	1 1	
									225 A	Lehigh	0 1	
									231 A	American	2 2	
									250 H	Holy Cross	3 0	
									254 A	Buffalo	2 1	
									260 H	Albany (NY)	6 1	
									287 H	Cornell	3 1	
									305 A	Lafayette	4 2	
LAST 10 GAMES												
			231 A	American	2 2	191 H	Army	3 2				
			225 A	Lehigh	0 1	208 A	Bucknell	4 1				
			305 A	Lafayette	4 2	45 A	Colorado Col.	1 2				
			82 H	Navy	1 1	213 A	Air Force	1 1				
			250 H	Holy Cross	3 0	95 H	Harvard	1 3				

Non-Div. I Games:

Colgate





Iowa St.

Average RPI Win:	175	WON-LOST	WINNING	LAST 10	STRENGTH OF	OPP. STRENGTH	TEAM	ADJ	CONF.	ADJ CONF.	
Average RPI Loss:	59	RECORD	PCT. RANK	GAMES	SCHEDULE	OF SCHEDULE	RPI	RPI	RPI	RPI	
DIV. I ONLY	7-8-3	.47222	177	3-4-3	75	87	118	.52693	115	9	9
DIV. I NON-CONF.	4-4-0	.5	153	0-0-0	93	55	113	.53216	108	8	8
TOTALS	RPI 1-25	RPI 26-50	W-L RECORDS	RPI 51-100	RPI 101-150	RPI 150+					
7-8-3	0-1-0	1-2-0	OVERALL	1-4-2	0-1-0	5-0-1					
3-3-3	0-0-0	0-1-0	HOME	0-2-2	0-0-0	3-0-1					
4-4-0	0-1-0	1-1-0	AWAY	1-2-0	0-0-0	2-0-0					
0-1-0	0-0-0	0-0-0	NEUTRAL	0-0-0	0-1-0	0-0-0					
4-4-0	0-0-0	1-1-0	NON-CONFERENCE	0-2-0	0-1-0	3-0-0					
2-0-0	0-0-0	0-0-0	HOME	0-0-0	0-0-0	2-0-0					
2-3-0	0-0-0	1-0-	AWAY	0-2-0	0-0-0	1-0-0					
0-1-0	0-0-0	0-0-0	NEUTRAL	0-0-0	0-1-0	0-0-0					
3-4-3	0-1-0	0-1-0	CONFERENCE	1-2-2	0-0-0	2-0-1					
1-3-3	0-0-0	0-1-0	HOME	0-2-2	0-0-0	1-0-1					
2-1-0	0-1-0	0-0-0	AWAY	1-0-0	0-0-0	1-0-0					
0-0-0	0-0-0	0-0-0	NEUTRAL	0-0-0	0-0-0	0-0-0					
RPI S Opponent	Score	RPI S Opponent	Score	RPI S Opponent	Score	RPI S Opponent	Score				
19 A UCF	0 2	37 A Arizona St.	1 0	54 A LSU	0 2	111 N Arizona	1 2				
		38 A Stephen F. Austin	0 2	56 A North Texas	1 2	178 H Houston Baptist	3 2				
		45 H Colorado Col.	1 3	62 H Rice	0 1	185 H UTEP	3 0				
				69 H SMU	2 2	188 H Marshall	1 1				
				80 A Memphis	1 0	228 H UTSA	2 1				
				84 H Tulsa	0 0	241 A La.-Lafayette	2 1				
				87 H East Carolina	0 3	279 A UAB	2 1				
LAST 10 GAMES											
62 H Rice	0 1	188 H Marshall	1 1								
185 H UTEP	3 0	87 H East Carolina	0 3								
45 H Colorado Col.	1 3	19 A UCF	0 2								
80 A Memphis	1 0	84 H Tulsa	0 0								
279 A UAB	2 1	69 H SMU	2 2								

Non-Div. I Games:

Houston

Average RPI Win: 174		WON-LOST	WINNING	LAST 10	STRENGTH OF		OPP. STRENGTH	TEAM	ADJ	CONF.	ADJ CONF.				
Average RPI Loss: 53		RECORD	PCT. RANK	GAMES	SCHEDULE		OF SCHEDULE	RPI	RPI	RPI	RPI				
DIV. I ONLY		7-10-2	.42105	203	2-6-2		49	86	115	.52651	116	7	7		
DIV. I NON-CONF.		5-4-0	.55556	131	0-0-0		67	86	90	.55189	90	7	7		
TOTALS		RPI 1-25	RPI 26-50		W-L RECORDS		RPI 51-100		RPI 101-150		RPI 150+				
7-10-2		0-4-0	0-2-0		OVERALL		1-3-1		2-1-0		4-0-1				
4-3-0		0-1-0	0-1-0		HOME		1-1-0		1-0-0		2-0-0				
3-5-2		0-2-0	0-0-0		AWAY		0-2-1		1-1-0		2-0-1				
0-2-0		0-1-0	0-1-0		NEUTRAL		0-0-0		0-0-0		0-0-0				
5-4-0		0-2-0	0-1-0		NON-CONFERENCE		0-1-0		1-0-0		4-0-0				
2-0-0		0-0-0	0-0-0		HOME		0-0-0		0-0-0		2-0-0				
3-2-0		0-1-0	0-0-		AWAY		0-1-0		1-0-0		2-0-0				
0-2-0		0-1-0	0-1-0		NEUTRAL		0-0-0		0-0-0		0-0-0				
2-6-2		0-2-0	0-1-0		CONFERENCE		1-2-1		1-1-0		0-0-1				
2-3-0		0-1-0	0-1-0		HOME		1-1-0		1-0-0		0-0-0				
0-3-2		0-1-0	0-0-0		AWAY		0-1-1		0-1-0		0-0-1				
0-0-0		0-0-0	0-0-0		NEUTRAL		0-0-0		0-0-0		0-0-0				
RPI S	Opponent	Score		RPI S	Opponent	Score		RPI S	Opponent	Score		RPI S	Opponent	Score	
3 N	Penn St.	0	3	30 H	Georgetown	0	8	53 A	South Fla.	0	0	124 A	Eastern Mich.	2	1
18 A	Notre Dame	1	2	46 N	Miami (FL)	0	1	67 H	Connecticut	2	1	127 A	DePaul	0	4
21 A	Michigan	0	1					70 A	VCU	0	1	144 H	Providence	2	0
22 H	Marquette	1	5					91 A	Syracuse	0	2	168 A	St. John's (NY)	2	2
								99 H	Villanova	1	2	174 A	Liberty	1	0
												184 A	St. Bonaventure	2	1
												218 H	Duquesne	3	1
												304 H	Robert Morris	2	1
LAST 10 GAMES															
	144 H	Providence	2	0		99 H	Villanova	1	2						
	67 H	Connecticut	2	1		127 A	DePaul	0	4						
	168 A	St. John's (NY)	2	2		18 A	Notre Dame	1	2						
	91 A	Syracuse	0	2		53 A	South Fla.	0	0						
	30 H	Georgetown	0	8		22 H	Marquette	1	5						

Non-Div. I Games:

Pittsburgh

Average RPI Win: 263		WON-LOST RECORD	WINNING PCT. RANK		LAST 10 GAMES		STRENGTH OF SCHEDULE		OPP. STRENGTH OF SCHEDULE		TEAM RPI	ADJ RPI		CONF. RPI	ADJ CONF. RPI		
Average RPI Loss: 64																	
DIV. I ONLY		11-2-4	.76471	18	7-0-3		266		244		116	.52619	117	24	24		
DIV. I NON-CONF.		3-2-0	.6	111	0-0-0		290		205		208	.47021	208	26	26		
TOTALS		RPI 1-25		RPI 26-50		W-L RECORDS		RPI 51-100		RPI 101-150		RPI 150+					
11-2-4		0-1-0		0-0-0		OVERALL		0-0-0		0-1-2		11-0-2					
7-0-2		0-0-0		0-0-0		HOME		0-0-0		0-0-2		7-0-0					
4-2-2		0-1-0		0-0-0		AWAY		0-0-0		0-1-0		4-0-2					
0-0-0		0-0-0		0-0-0		NEUTRAL		0-0-0		0-0-0		0-0-0					
3-2-0		0-1-0		0-0-0		NON-CONFERENCE		0-0-0		0-1-0		3-0-0					
2-0-0		0-0-0		0-0-0		HOME		0-0-0		0-0-0		2-0-0					
1-2-0		0-1-0		0-0-		AWAY		0-0-0		0-1-0		1-0-0					
0-0-0		0-0-0		0-0-0		NEUTRAL		0-0-0		0-0-0		0-0-0					
8-0-4		0-0-0		0-0-0		CONFERENCE		0-0-0		0-0-2		8-0-2					
5-0-2		0-0-0		0-0-0		HOME		0-0-0		0-0-2		5-0-0					
3-0-2		0-0-0		0-0-0		AWAY		0-0-0		0-0-0		3-0-2					
0-0-0		0-0-0		0-0-0		NEUTRAL		0-0-0		0-0-0		0-0-0					
RPI	S	Opponent		Score		RPI	S	Opponent		Score		RPI	S	Opponent		Score	
8	A	Virginia		0 5								120	A	East Tenn. St.		0 1	
												122	H	High Point		2 2	
												123	H	Longwood		0 0	
												165	H	Campbell		3 0	
												165	H	Campbell		1 0	
												166	A	Winthrop		1 1	
												174	A	Liberty		0 0	
												203	H	Coastal Caro.		2 0	
												263	H	Charleston So.		3 0	
												273	H	Old Dominion		3 1	
												275	A	UNC Asheville		3 2	
												298	A	Presbyterian		2 0	
												307	A	Gardner-Webb		1 0	
												310	A	Delaware St.		1 0	
												317	H	Howard		1 0	
												320	H	VMI		6 0	
						LAST 10 GAMES											
						165	H	Campbell		1 0		307	A	Gardner-Webb		1 0	
						320	H	VMI		6 0		263	H	Charleston So.		3 0	
						174	A	Liberty		0 0		203	H	Coastal Caro.		2 0	
						123	H	Longwood		0 0		275	A	UNC Asheville		3 2	
						166	A	Winthrop		1 1		298	A	Presbyterian		2 0	

Non-Div. I Games: Southern Va. 9 0

Radford

Average RPI Win:	171	WON-LOST RECORD	WINNING PCT. RANK	LAST 10 GAMES	STRENGTH OF SCHEDULE	OPP. STRENGTH OF SCHEDULE	TEAM RPI	ADJ RPI	CONF. RPI	ADJ CONF. RPI		
DIV. I ONLY		8-9-2	.47368	170	1-8-1	85	65	117	.52515	118	3	3
DIV. I NON-CONF.		6-1-1	.8125	27	0-0-0	192	167	76	.56272	76	4	4
<hr/>												
TOTALS	RPI 1-25	RPI 26-50		W-L RECORDS		RPI 51-100		RPI 101-150		RPI 150+		
8-9-2	0-3-0	0-3-0		OVERALL		1-2-1		4-1-1		3-0-0		
7-3-1	0-0-0	0-0-0		HOME		1-2-1		4-1-0		2-0-0		
1-6-1	0-3-0	0-3-0		AWAY		0-0-0		0-0-1		1-0-0		
0-0-0	0-0-0	0-0-0		NEUTRAL		0-0-0		0-0-0		0-0-0		
<hr/>												
6-1-1	0-0-0	0-0-0		NON-CONFERENCE		0-0-0		3-1-1		3-0-0		
5-1-0	0-0-0	0-0-0		HOME		0-0-0		3-1-0		2-0-0		
1-0-1	0-0-0	0-0-		AWAY		0-0-0		0-0-1		1-0-0		
0-0-0	0-0-0	0-0-0		NEUTRAL		0-0-0		0-0-0		0-0-0		
<hr/>												
2-8-1	0-3-0	0-3-0		CONFERENCE		1-2-1		1-0-0		0-0-0		
2-2-1	0-0-0	0-0-0		HOME		1-2-1		1-0-0		0-0-0		
0-6-0	0-3-0	0-3-0		AWAY		0-0-0		0-0-0		0-0-0		
0-0-0	0-0-0	0-0-0		NEUTRAL		0-0-0		0-0-0		0-0-0		
<hr/>												
RPI S	Opponent	Score	RPI S	Opponent	Score	RPI S	Opponent	Score	RPI S	Opponent	Score	
3 A	Penn St.	1 5	36 A	Wisconsin	0 1	61 H	Iowa	0 0	102 H	Cal St. Fullerton	0 1	
16 A	Ohio St.	1 3	47 A	Illinois	2 3	71 H	Northwestern	0 1	109 H	Nebraska	2 1	
21 A	Michigan	1 2	49 A	Minnesota	0 1	93 H	Purdue	2 1	124 H	Eastern Mich.	2 0	
						94 H	Indiana	1 2	145 H	Fordham	2 1	
						148 A Oakland 0 0						
						150 H Loyola Maryland 3 1						
						214 H Western Mich. 1 0						
						243 H Akron 2 1						
						292 A Bowling Green 4 0						
<hr/>												
LAST 10 GAMES												
71 H Northwestern 0 1						47 A Illinois 2 3						
16 A Ohio St. 1 3						61 H Iowa 0 0						
3 A Penn St. 1 5						109 H Nebraska 2 1						
94 H Indiana 1 2						49 A Minnesota 0 1						
21 A Michigan 1 2						36 A Wisconsin 0 1						

Non-Div. I Games:

Michigan St.

Average RPI Win:	224	WON-LOST RECORD	WINNING PCT. RANK	LAST 10 GAMES	STRENGTH OF SCHEDULE	OPP. STRENGTH OF SCHEDULE	TEAM RPI	ADJ RPI	CONF. RPI	ADJ CONF. RPI	
DIV. I ONLY		11-4-2	.70588 47	8-2-0	240	161	119	.52505 119	20	21	
DIV. I NON-CONF.		7-2-2	.72727 55	4-0-0	245	125	112	.53066 112	21	20	
<hr/>											
TOTALS	RPI 1-25	RPI 26-50		W-L RECORDS	RPI 51-100		RPI 101-150		RPI 150+		
11-4-2	0-0-0	0-1-1		OVERALL	0-0-1		0-0-0		11-3-0		
4-2-1	0-0-0	0-0-1		HOME	0-0-0		0-0-0		4-2-0		
6-2-1	0-0-0	0-1-0		AWAY	0-0-1		0-0-0		6-1-0		
1-0-0	0-0-0	0-0-0		NEUTRAL	0-0-0		0-0-0		1-0-0		
<hr/>											
7-2-2	0-0-0	0-1-1		NON-CONFERENCE	0-0-1		0-0-0		7-1-0		
2-1-1	0-0-0	0-0-1		HOME	0-0-0		0-0-0		2-1-0		
4-1-1	0-0-0	0-0-		AWAY	0-0-1		0-0-0		4-0-0		
1-0-0	0-0-0	0-0-0		NEUTRAL	0-0-0		0-0-0		1-0-0		
<hr/>											
4-2-0	0-0-0	0-0-0		CONFERENCE	0-0-0		0-0-0		4-2-0		
2-1-0	0-0-0	0-0-0		HOME	0-0-0		0-0-0		2-1-0		
2-1-0	0-0-0	0-0-0		AWAY	0-0-0		0-0-0		2-1-0		
0-0-0	0-0-0	0-0-0		NEUTRAL	0-0-0		0-0-0		0-0-0		
<hr/>											
RPI S	Opponent	Score	RPI S	Opponent	Score	RPI S	Opponent	Score	RPI S	Opponent	Score
36	A Wisconsin	2 3	66	A Fla. Gulf Coast	2 2	155	A Drake	2 1			
47	H Illinois	1 1				169	H Missouri St.	1 0			
						177	A Northern Ill.	1 0			
						183	A Toledo	1 0			
						214	H Western Mich.	1 2			
						217	A Southeast Mo. St.	2 1			
						226	H Loyola Chicago	1 0			
						230	H Indiana St.	9 2			
						239	A Evansville	1 4			
						249	H UNI	1 2			
						268	A Creighton	2 1			
						272	N Fla. Atlantic	7 0			
						277	H Green Bay	2 1			
						292	A Bowling Green	2 1			
<hr/>											
LAST 10 GAMES											
155 A Drake 2 1						268 A Creighton 2 1					
169 H Missouri St. 1 0						239 A Evansville 1 4					
230 H Indiana St. 9 2						277 H Green Bay 2 1					
249 H UNI 1 2						183 A Toledo 1 0					
226 H Loyola Chicago 1 0						292 A Bowling Green 2 1					

**Non-Div. I Games:**

Illinois St.

Average RPI Win: 235		WON-LOST	WINNING	LAST 10	STRENGTH OF	OPP. STRENGTH	TEAM	ADJ	CONF.	ADJ CONF.									
Average RPI Loss: 113		RECORD	PCT. RANK	GAMES	SCHEDULE	OF SCHEDULE	RPI	RPI	RPI	RPI									
DIV. I ONLY		12-6-0	.66667	63	6-4-0	189	232	120	.52359	120	22	22							
DIV. I NON-CONF.		6-2-0	.75	43	0-0-0	129	259	78	.56136	78	20	21							
<hr/>																			
TOTALS		RPI 1-25		RPI 26-50		W-L RECORDS		RPI 51-100		RPI 101-150		RPI 150+							
12-6-0		0-0-0		0-0-0		OVERALL		0-2-0		2-4-0		10-0-0							
7-2-0		0-0-0		0-0-0		HOME		0-1-0		1-1-0		6-0-0							
5-4-0		0-0-0		0-0-0		AWAY		0-1-0		1-3-0		4-0-0							
0-0-0		0-0-0		0-0-0		NEUTRAL		0-0-0		0-0-0		0-0-0							
6-2-0		0-0-0		0-0-0		NON-CONFERENCE		0-1-0		1-1-0		5-0-0							
4-0-0		0-0-0		0-0-0		HOME		0-0-0		1-0-0		3-0-0							
2-2-0		0-0-0		0-0-		AWAY		0-1-0		0-1-0		2-0-0							
0-0-0		0-0-0		0-0-0		NEUTRAL		0-0-0		0-0-0		0-0-0							
6-4-0		0-0-0		0-0-0		CONFERENCE		0-1-0		1-3-0		5-0-0							
3-2-0		0-0-0		0-0-0		HOME		0-1-0		0-1-0		3-0-0							
3-2-0		0-0-0		0-0-0		AWAY		0-0-0		1-2-0		2-0-0							
0-0-0		0-0-0		0-0-0		NEUTRAL		0-0-0		0-0-0		0-0-0							
RPI	S	Opponent	Score	RPI	S	Opponent	Score	RPI	S	Opponent	Score								
				66 H Fla. Gulf Coast				1	2	117 H Radford				1	0				
				78 A Middle Tenn.				1	7	123 A Longwood				1	2				
										133 A Jacksonville				1	2				
										133 H Jacksonville				1	2				
										137 A Kennesaw St.				3	1				
										147 A Mercer				1	3				
										166 H Winthrop				4	2				
										171 A North Florida				5	1				
										222 H Western Caro.				3	2				
										266 A Tennessee Tech				2	0				
										267 H Northern Ky.				2	1				
										275 A UNC Asheville				2	1				
										288 H Stetson				3	1				
										297 H Lipscomb				1	0				
										298 H Presbyterian				3	2				
										313 A USC Upstate				3	0				
								LAST 10 GAMES											
				133 H Jacksonville				1	2	313 A USC Upstate				3	0				
				171 A North Florida				5	1	147 A Mercer				1	3				
				133 A Jacksonville				1	2	137 A Kennesaw St.				3	1				
				297 H Lipscomb				1	0	66 H Fla. Gulf Coast				1	2				
				267 H Northern Ky.				2	1	288 H Stetson				3	1				

Non-Div. I Games:

East Tenn. St.



Average RPI Win:	199	WON-LOST RECORD	WINNING PCT. RANK	LAST 10 GAMES	STRENGTH OF SCHEDULE	OPP. STRENGTH OF SCHEDULE	TEAM RPI	ADJ RPI	CONF. RPI	ADJ CONF. RPI	
DIV. I ONLY		9-8-2	.52632 142	5-3-2	91	150	121	.52328 121	8	8	
DIV. I NON-CONF.		5-6-1	.45833 183	1-1-1	127	230	169	.49269 169	9	9	
<hr/>											
TOTALS	RPI 1-25	RPI 26-50		W-L RECORDS	RPI 51-100		RPI 101-150		RPI 150+		
9-8-2	0-1-0	0-1-0		OVERALL	1-2-2		2-1-0		6-3-0		
6-2-2	0-1-0	0-0-0		HOME	0-0-2		1-0-0		5-1-0		
3-5-0	0-0-0	0-1-0		AWAY	1-2-0		1-1-0		1-1-0		
0-1-0	0-0-0	0-0-0		NEUTRAL	0-0-0		0-0-0		0-1-0		
<hr/>											
5-6-1	0-0-0	0-1-0		NON-CONFERENCE	1-1-1		0-1-0		4-3-0		
4-1-1	0-0-0	0-0-0		HOME	0-0-1		0-0-0		4-1-0		
1-4-0	0-0-0	0-0-		AWAY	1-1-0		0-1-0		0-1-0		
0-1-0	0-0-0	0-0-0		NEUTRAL	0-0-0		0-0-0		0-1-0		
<hr/>											
4-2-1	0-1-0	0-0-0		CONFERENCE	0-1-1		2-0-0		2-0-0		
2-1-1	0-1-0	0-0-0		HOME	0-0-1		1-0-0		1-0-0		
2-1-0	0-0-0	0-0-0		AWAY	0-1-0		1-0-0		1-0-0		
0-0-0	0-0-0	0-0-0		NEUTRAL	0-0-0		0-0-0		0-0-0		
<hr/>											
RPI S	Opponent	Score	RPI S	Opponent	Score	RPI S	Opponent	Score	RPI S	Opponent	Score
5	H San Diego St.	0 1	44	A Washington St.	0 6	57	H Utah	1 1	139	A Gonzaga	1 2
						75	H UNLV	1 1	141	H Fresno St.	2 1
						82	A Navy	1 2	146	A Wyoming	1 0
						88	A Penn	1 0	157	H Montana	0 1
						89	A New Mexico	0 1	159	H Nevada	1 0
									195	A Portland St.	1 2
									200	H Idaho St.	3 2
									213	A Air Force	1 0
									237	N Eastern Wash.	1 3
									265	H North Dakota St.	4 1
									281	H New Mexico St.	1 0
									294	H Neb. Omaha	2 0
<hr/>											
LAST 10 GAMES											
159 H Nevada 1 0						5 H San Diego St. 0 1					
75 H UNLV 1 1						89 A New Mexico 0 1					
141 H Fresno St. 2 1						88 A Penn 1 0					
146 A Wyoming 1 0						82 A Navy 1 2					
213 A Air Force 1 0						57 H Utah 1 1					

Non-Div. I Games:

Boise St.

Average RPI Win: 235		WON-LOST	WINNING	LAST 10	STRENGTH OF		OPP. STRENGTH	TEAM	ADJ	CONF.	ADJ CONF.
Average RPI Loss: 87		RECORD	PCT. RANK	GAMES	SCHEDULE		OF SCHEDULE	RPI	RPI	RPI	RPI
DIV. I ONLY		10-5-6	.61905	91	8-1-1		157	207	123	.52215	122
DIV. I NON-CONF.		1-4-4	.33333	246	0-0-0		79	115	176	.49011	176
TOTALS		RPI 1-25	RPI 26-50		W-L RECORDS		RPI 51-100		RPI 101-150		RPI 150+
10-5-6	0-1-0	0-1-0		OVERALL		0-2-1		1-0-1		9-1-4	
6-0-2	0-0-0	0-0-0		HOME		0-0-0		1-0-0		5-0-2	
4-5-4	0-1-0	0-1-0		AWAY		0-2-1		0-0-1		4-1-2	
0-0-0	0-0-0	0-0-0		NEUTRAL		0-0-0		0-0-0		0-0-0	
1-4-4	0-1-0	0-1-0		NON-CONFERENCE		0-2-1		0-0-0		1-0-3	
0-0-2	0-0-0	0-0-0		HOME		0-0-0		0-0-0		0-0-2	
1-4-2	0-1-0	0-0-		AWAY		0-2-1		0-0-0		1-0-1	
0-0-0	0-0-0	0-0-0		NEUTRAL		0-0-0		0-0-0		0-0-0	
9-1-2	0-0-0	0-0-0		CONFERENCE		0-0-0		1-0-1		8-1-1	
6-0-0	0-0-0	0-0-0		HOME		0-0-0		1-0-0		5-0-0	
3-1-2	0-0-0	0-0-0		AWAY		0-0-0		0-0-1		3-1-1	
0-0-0	0-0-0	0-0-0		NEUTRAL		0-0-0		0-0-0		0-0-0	
RPI S	Opponent	Score		RPI S	Opponent	Score		RPI S	Opponent	Score	
20 A	West Virginia	0	6	50 A	Auburn	1	4	70 A	VCU	1	1
								74 A	UNC Greensboro	0	1
								87 A	East Carolina	1	2
								117 A	Radford	2	2
								123 H	Longwood	2	0
								160 A	Appalachian St.	2	1
								165 A	Campbell	2	0
								166 A	Winthrop	3	3
								174 H	Liberty	1	0
								203 A	Coastal Caro.	0	1
								205 A	Ga. Southern	1	1
								220 H	Elon	1	1
								263 A	Charleston So.	4	0
								263 H	Charleston So.	3	0
								266 H	Tennessee Tech	1	1
								275 H	UNC Asheville	5	1
								298 H	Presbyterian	2	0
								307 H	Gardner-Webb	2	1
								320 A	VMI	5	0
LAST 10 GAMES											
				263 H	Charleston So.	3	0	174 H	Liberty	1	0
				165 A	Campbell	2	0	275 H	UNC Asheville	5	1
				203 A	Coastal Caro.	0	1	298 H	Presbyterian	2	0
				263 A	Charleston So.	4	0	307 H	Gardner-Webb	2	1
				123 H	Longwood	2	0	166 A	Winthrop	3	3

Non-Div. I Games:

High Point

Average RPI Win: 222		WON-LOST RECORD	WINNING PCT. RANK		LAST 10 GAMES	STRENGTH OF SCHEDULE	OPP. STRENGTH OF SCHEDULE	TEAM RPI	ADJ RPI		CONF. RPI	ADJ CONF. RPI
Average RPI Loss: 169												
DIV. I ONLY		13-5-2	.7	48	6-2-2	221	255	122	.52206	123	24	24
DIV. I NON-CONF.		5-3-0	.625	97	0-0-0	188	233	135	.51296	137	26	26
TOTALS		RPI 1-25	RPI 26-50		W-L RECORDS		RPI 51-100		RPI 101-150		RPI 150+	
13-5-2	0-0-0	0-0-0		OVERALL		1-1-0		2-1-1		10-3-1		
8-1-1	0-0-0	0-0-0		HOME		1-1-0		2-0-0		5-0-1		
5-4-1	0-0-0	0-0-0		AWAY		0-0-0		0-1-1		5-3-0		
0-0-0	0-0-0	0-0-0		NEUTRAL		0-0-0		0-0-0		0-0-0		
5-3-0	0-0-0	0-0-0		NON-CONFERENCE		1-1-0		2-0-0		2-2-0		
3-1-0	0-0-0	0-0-0		HOME		1-1-0		2-0-0		0-0-0		
2-2-0	0-0-0	0-0-		AWAY		0-0-0		0-0-0		2-2-0		
0-0-0	0-0-0	0-0-0		NEUTRAL		0-0-0		0-0-0		0-0-0		
8-2-2	0-0-0	0-0-0		CONFERENCE		0-0-0		0-1-1		8-1-1		
5-0-1	0-0-0	0-0-0		HOME		0-0-0		0-0-0		5-0-1		
3-2-1	0-0-0	0-0-0		AWAY		0-0-0		0-1-1		3-1-0		
0-0-0	0-0-0	0-0-0		NEUTRAL		0-0-0		0-0-0		0-0-0		
RPI S	Opponent	Score	RPI S	Opponent	Score	RPI S	Opponent	Score	RPI S	Opponent	Score	
						70 H	VCU	0 3	117 A	Radford	0 0	
						81 H	Drexel	2 0	120 H	East Tenn. St.	2 1	
									122 A	High Point	0 2	
									132 H	Richmond	2 1	
									160 A	Appalachian St.	0 3	
									165 A	Campbell	1 0	
									166 H	Winthrop	2 1	
									174 A	Liberty	1 0	
									174 H	Liberty	1 1	
									203 A	Coastal Caro.	0 2	
									263 A	Charleston So.	2 0	
									274 A	UMBC	1 0	
									275 H	UNC Asheville	4 0	
									291 A	Cleveland St.	1 3	
									298 H	Presbyterian	2 1	
									307 H	Gardner-Webb	2 0	
									317 A	Howard	1 0	
									320 H	VMI	2 0	
LAST 10 GAMES												
						174 H	Liberty	1 1	165 A	Campbell	1 0	
						174 A	Liberty	1 0	307 H	Gardner-Webb	2 0	
						320 H	VMI	2 0	166 H	Winthrop	2 1	
						117 A	Radford	0 0	203 A	Coastal Caro.	0 2	
						122 A	High Point	0 2	263 A	Charleston So.	2 0	

Non-Div. I Games:

Longwood

Average RPI Win:	195	WON-LOST	WINNING	LAST 10	STRENGTH OF	OPP. STRENGTH	TEAM	ADJ	CONF.	ADJ CONF.	
Average RPI Loss:	130	RECORD	PCT. RANK	GAMES	SCHEDULE	OF SCHEDULE	RPI	RPI	RPI	RPI	
DIV. I ONLY	11-6-2	.63158	81	6-3-1	204	136	125	.52097	124	14	14
DIV. I NON-CONF.	3-3-1	.5	153	0-0-0	243	113	203	.47599	200	15	15
<hr/>											
TOTALS	RPI 1-25	RPI 26-50		W-L RECORDS	RPI 51-100		RPI 101-150		RPI 150+		
11-6-2	0-0-0	1-0-0		OVERALL	1-1-0		0-3-1		9-2-1		
6-2-2	0-0-0	1-0-0		HOME	1-0-0		0-2-1		4-0-1		
4-4-0	0-0-0	0-0-0		AWAY	0-1-0		0-1-0		4-2-0		
1-0-0	0-0-0	0-0-0		NEUTRAL	0-0-0		0-0-0		1-0-0		
<hr/>											
3-3-1	0-0-0	0-0-0		NON-CONFERENCE	1-0-0		0-2-1		2-1-0		
2-1-1	0-0-0	0-0-0		HOME	1-0-0		0-1-1		1-0-0		
0-2-0	0-0-0	0-0-		AWAY	0-0-0		0-1-0		0-1-0		
1-0-0	0-0-0	0-0-0		NEUTRAL	0-0-0		0-0-0		1-0-0		
<hr/>											
8-3-1	0-0-0	1-0-0		CONFERENCE	0-1-0		0-1-0		7-1-1		
4-1-1	0-0-0	1-0-0		HOME	0-0-0		0-1-0		3-0-1		
4-2-0	0-0-0	0-0-0		AWAY	0-1-0		0-0-0		4-1-0		
0-0-0	0-0-0	0-0-0		NEUTRAL	0-0-0		0-0-0		0-0-0		
<hr/>											
RPI S	Opponent	Score	RPI S	Opponent	Score	RPI S	Opponent	Score	RPI S	Opponent	Score
			35 H	Central Mich.	2 0	52 A	Miami (OH)	3 4	101 H	Kent St.	0 3
						60 H	Butler	1 0	116 H	Pittsburgh	1 2
									118 A	Michigan St.	0 2
									148 H	Oakland	3 3
									167 A	Ball St.	0 1
									177 A	Northern Ill.	1 0
									183 A	Toledo	3 0
									183 H	Toledo	1 1
									190 H	Ohio	2 1
									199 N	Lamar	3 1
									214 H	Western Mich.	2 1
									228 A	UTSA	1 2
									243 A	Akron	2 1
									254 A	Buffalo	1 0
									292 H	Bowling Green	2 1
									303 H	IUPUI	2 0
<hr/>											
LAST 10 GAMES											
	183 H	Toledo	1	1		190 H	Ohio	2	1		
	214 H	Western Mich.	2	1		52 A	Miami (OH)	3	4		
	243 A	Akron	2	1		167 A	Ball St.	0	1		
	254 A	Buffalo	1	0		35 H	Central Mich.	2	0		
	101 H	Kent St.	0	3		292 H	Bowling Green	2	1		

Non-Div. I Games:

Eastern Mich.

Average RPI Win: 149		WON-LOST	WINNING	LAST 10	STRENGTH OF		OPP. STRENGTH	TEAM	ADJ	CONF.	ADJ CONF.
Average RPI Loss: 48		RECORD	PCT. RANK	GAMES	SCHEDULE		OF SCHEDULE	RPI	RPI	RPI	RPI
DIV. I ONLY		7-10-2	.42105	203	2-8-0		77	22	124	.51984	125
DIV. I NON-CONF.		5-3-1	.61111	105	0-1-0		184	58	119	.5261	119
TOTALS		RPI 1-25	RPI 26-50		W-L RECORDS		RPI 51-100		RPI 101-150		RPI 150+
7-10-2		0-4-0	0-4-0		OVERALL		1-1-1		4-0-0		2-1-1
6-3-1		0-2-0	0-1-0		HOME		1-0-1		4-0-0		1-0-0
1-7-1		0-2-0	0-3-0		AWAY		0-1-0		0-0-0		1-1-1
0-0-0		0-0-0	0-0-0		NEUTRAL		0-0-0		0-0-0		0-0-0
5-3-1		0-2-0	0-0-0		NON-CONFERENCE		1-0-0		2-0-0		2-1-1
4-1-0		0-1-0	0-0-0		HOME		1-0-0		2-0-0		1-0-0
1-2-1		0-1-0	0-0-		AWAY		0-0-0		0-0-0		1-1-1
0-0-0		0-0-0	0-0-0		NEUTRAL		0-0-0		0-0-0		0-0-0
2-7-1		0-2-0	0-4-0		CONFERENCE		0-1-1		2-0-0		0-0-0
2-2-1		0-1-0	0-1-0		HOME		0-0-1		2-0-0		0-0-0
0-5-0		0-1-0	0-3-0		AWAY		0-1-0		0-0-0		0-0-0
0-0-0		0-0-0	0-0-0		NEUTRAL		0-0-0		0-0-0		0-0-0
RPI S	Opponent	Score	RPI S	Opponent	Score	RPI S	Opponent	Score	RPI S	Opponent	Score
1 A	Stanford	1 2	27 A	California	0 2	57 A	Utah	1 3	111 H	Arizona	2 0
2 H	UCLA	0 1	32 A	Washington	0 2	59 H	UC Irvine	1 0	126 H	Southern California	1 0
6 H	BYU	0 1	37 H	Arizona St.	1 2	79 H	Colorado	0 0	136 H	Seattle	2 1
17 A	Portland	0 2	44 A	Washington St.	0 1				139 H	Gonzaga	4 2
									195 A	Portland St.	1 0
									198 A	St. Mary's (CA)	1 1
									257 A	Pacific	0 1
									279 H	UAB	2 0
LAST 10 GAMES											
			44 A	Washington St.	0 1	126 H	Southern California	1 0			
			32 A	Washington	0 2	2 H	UCLA	0 1			
			37 H	Arizona St.	1 2	1 A	Stanford	1 2			
			111 H	Arizona	2 0	27 A	California	0 2			
			57 A	Utah	1 3	6 H	BYU	0 1			

Non-Div. I Games:

Oregon

Average RPI Win:		93	WON-LOST RECORD		WINNING PCT. RANK		LAST 10 GAMES		STRENGTH OF SCHEDULE		OPP. STRENGTH OF SCHEDULE		TEAM RPI		ADJ RPI		CONF. RPI		ADJ CONF. RPI				
DIV. I ONLY			5-10-3		.36111 247		2-6-2		62		5		126		.51974 126		2		2				
DIV. I NON-CONF.			3-4-1		.4375 198		0-0-0		104		9		124		.52257 124		3		3				
TOTALS		RPI 1-25		RPI 26-50				W-L RECORDS		RPI 51-100				RPI 101-150				RPI 150+					
5-10-3		0-3-0		1-4-1				OVERALL		2-2-1				1-1-1				1-0-0					
3-7-0		0-3-0		1-2-0				HOME		1-2-0				0-0-0				1-0-0					
2-3-3		0-0-0		0-2-1				AWAY		1-0-1				1-1-1				0-0-0					
0-0-0		0-0-0		0-0-0				NEUTRAL		0-0-0				0-0-0				0-0-0					
3-4-1		0-2-0		0-1-0				NON-CONFERENCE		1-1-1				1-0-0				1-0-0					
1-4-0		0-2-0		0-1-0				HOME		0-1-0				0-0-0				1-0-0					
2-0-1		0-0-0		0-0-				AWAY		1-0-1				1-0-0				0-0-0					
0-0-0		0-0-0		0-0-0				NEUTRAL		0-0-0				0-0-0				0-0-0					
2-6-2		0-1-0		1-3-1				CONFERENCE		1-1-0				0-1-1				0-0-0					
2-3-0		0-1-0		1-1-0				HOME		1-1-0				0-0-0				0-0-0					
0-3-2		0-0-0		0-2-1				AWAY		0-0-0				0-1-1				0-0-0					
0-0-0		0-0-0		0-0-0				NEUTRAL		0-0-0				0-0-0				0-0-0					
RPI	S	Opponent		Score		RPI	S	Opponent		Score		RPI	S	Opponent		Score		RPI	S	Opponent		Score	
1	H	Stanford		0	1	27	H	California		0	1	55	A	Cal St. Northridge		1	1	102	A	Cal St. Fullerton		3	2
15	H	Duke		1	2	32	H	Washington		1	0	57	H	Utah		1	0	111	A	Arizona		1	1
17	H	Portland		2	3	37	A	Arizona St.		4	5	77	A	San Diego		3	2	125	A	Oregon		0	1
						42	A	Oregon St.		1	1	77	H	San Diego		1	2	198	H	St. Mary's (CA)		4	1
						44	A	Washington St.		0	4	79	H	Colorado		0	1						
						49	H	Minnesota		1	4												
LAST 10 GAMES																							
						27	H	California		0	1	125	A	Oregon		0	1						
						1	H	Stanford		0	1	42	A	Oregon St.		1	1						
						79	H	Colorado		0	1	111	A	Arizona		1	1						
						57	H	Utah		1	0	37	A	Arizona St.		4	5						
						44	A	Washington St.		0	4	32	H	Washington		1	0						

Non-Div. I Games:

Southern California

Average RPI Win: 159		WON-LOST RECORD	WINNING PCT. RANK	LAST 10 GAMES	STRENGTH OF SCHEDULE	OPP. STRENGTH OF SCHEDULE	TEAM RPI	ADJ RPI	CONF. RPI	ADJ CONF. RPI	
Average RPI Loss: 76											
DIV. I ONLY		9-10-2	.47619 166	3-6-1	100	79	128	.51948 127	7	7	
DIV. I NON-CONF.		5-3-1	.61111 105	0-0-0	151	135	110	.53191 109	7	7	
<hr/>											
TOTALS		RPI 1-25	RPI 26-50		W-L RECORDS		RPI 51-100		RPI 101-150		RPI 150+
9-10-2		0-1-0	1-5-0		OVERALL		1-1-1		2-2-0		5-1-1
6-4-0		0-1-0	0-2-0		HOME		0-0-0		2-0-0		4-1-0
3-5-2		0-0-0	1-3-0		AWAY		1-1-1		0-1-0		1-0-1
0-1-0		0-0-0	0-0-0		NEUTRAL		0-0-0		0-1-0		0-0-0
5-3-1		0-0-0	1-1-0		NON-CONFERENCE		0-0-0		0-1-0		4-1-1
4-1-0		0-0-0	0-0-0		HOME		0-0-0		0-0-0		4-1-0
1-1-1		0-0-0	1-0-		AWAY		0-0-0		0-0-0		0-0-1
0-1-0		0-0-0	0-0-0		NEUTRAL		0-0-0		0-1-0		0-0-0
4-7-1		0-1-0	0-4-0		CONFERENCE		1-1-1		2-1-0		1-0-0
2-3-0		0-1-0	0-2-0		HOME		0-0-0		2-0-0		0-0-0
2-4-1		0-0-0	0-2-0		AWAY		1-1-1		0-1-0		1-0-0
0-0-0		0-0-0	0-0-0		NEUTRAL		0-0-0		0-0-0		0-0-0
RPI S	Opponent	Score	RPI S	Opponent	Score	RPI S	Opponent	Score	RPI S	Opponent	Score
18 H	Notre Dame	0 1	30 A	Georgetown	0 1	67 A	Connecticut	2 3	114 N	Iowa St.	0 2
			30 A	Georgetown	0 1	99 A	Villanova	3 0	116 H	Pittsburgh	4 0
			39 H	Louisville	0 2	99 A	Villanova	0 0	140 H	Seton Hall	1 0
			41 H	Rutgers	0 1				144 A	Providence	0 1
			48 A	Dayton	2 1				152 A	Wright St.	0 0
			49 A	Minnesota	0 3				158 H	Saint Louis	2 0
									179 H	Valparaiso	1 0
									190 H	Ohio	3 0
									224 A	Cincinnati	1 0
									226 H	Loyola Chicago	0 1
									278 H	Towson	2 1
<hr/>											
			LAST 10 GAMES								
			30 A	Georgetown	0 1	140 H	Seton Hall	1 0			
			99 A	Villanova	3 0	41 H	Rutgers	0 1			
			18 H	Notre Dame	0 1	144 A	Providence	0 1			
			30 A	Georgetown	0 1	67 A	Connecticut	2 3			
			99 A	Villanova	0 0	116 H	Pittsburgh	4 0			

Non-Div. I Games:

DePaul

Average RPI Win: 214		WON-LOST	WINNING	LAST 10	STRENGTH OF	OPP. STRENGTH	TEAM	ADJ	CONF.	ADJ CONF.								
Average RPI Loss: 111		RECORD	PCT. RANK	GAMES	SCHEDULE	OF SCHEDULE	RPI	RPI	RPI	RPI								
DIV. I ONLY		11-7-2	.6	102	6-2-2	183	138	130	.51903	128	18	18						
DIV. I NON-CONF.		3-5-0	.375	223	0-0-0	144	46	191	.48407	189	19	18						
-----																		
TOTALS		RPI 1-25		RPI 26-50		W-L RECORDS		RPI 51-100		RPI 101-150		RPI 150+						
11-7-2		0-1-0		1-1-0		OVERALL		0-2-1		0-1-0		10-2-1						
3-4-2		0-0-0		0-0-0		HOME		0-1-1		0-1-0		3-2-1						
6-3-0		0-1-0		0-1-0		AWAY		0-1-0		0-0-0		6-0-0						
2-0-0		0-0-0		1-0-0		NEUTRAL		0-0-0		0-0-0		1-0-0						
3-5-0		0-1-0		1-1-0		NON-CONFERENCE		0-1-0		0-1-0		2-1-0						
1-2-0		0-0-0		0-0-0		HOME		0-0-0		0-1-0		1-1-0						
0-3-0		0-1-0		0-0-		AWAY		0-1-0		0-0-0		0-0-0						
2-0-0		0-0-0		1-0-0		NEUTRAL		0-0-0		0-0-0		1-0-0						
8-2-2		0-0-0		0-0-0		CONFERENCE		0-1-1		0-0-0		8-1-1						
2-2-2		0-0-0		0-0-0		HOME		0-1-1		0-0-0		2-1-1						
6-0-0		0-0-0		0-0-0		AWAY		0-0-0		0-0-0		6-0-0						
0-0-0		0-0-0		0-0-0		NEUTRAL		0-0-0		0-0-0		0-0-0						
RPI	S	Opponent		Score		RPI	S	Opponent		Score		RPI	S	Opponent		Score		
13	A	Tennessee		0 4		26	N	Kentucky		3 1		74	H	UNC Greensboro		0 1		
						50	A	Auburn		0 2		96	A	Alabama		1 2		
												98	H	Furman		2 2		
														137	H	Kennesaw St.		1 2
														160	H	Appalachian St.		1 1
														180	A	Davidson		2 0
														183	N	Toledo		1 0
														196	A	Col. of Charleston		1 0
														196	H	Col. of Charleston		1 2
														205	A	Ga. Southern		2 1
														212	H	Jacksonville St.		1 2
														220	H	Elon		2 1
														222	H	Western Caro.		3 2
														264	A	Citadel		2 0
														269	A	Wofford		3 1
														279	H	UAB		3 1
														308	A	Chattanooga		3 0
-----																		
LAST 10 GAMES																		
						196	H	Col. of Charleston		1 2	264	A	Citadel		2 0			
						308	A	Chattanooga		3 0	160	H	Appalachian St.		1 1			
						220	H	Elon		2 1	222	H	Western Caro.		3 2			
						74	H	UNC Greensboro		0 1	269	A	Wofford		3 1			
						196	A	Col. of Charleston		1 0	98	H	Furman		2 2			

Non-Div. I Games:

Samford



Average RPI Win: 196		WON-LOST	WINNING		LAST 10	STRENGTH OF		OPP. STRENGTH	TEAM	ADJ	CONF.	ADJ CONF.					
Average RPI Loss: 46		RECORD	PCT. RANK		GAMES	SCHEDULE		OF SCHEDULE	RPI	RPI	RPI	RPI					
DIV. I ONLY		9-10-1	.475	168	2-8-0	102		72	127	.51813	129	4	4				
DIV. I NON-CONF.		7-0-0	1	1	0-0-0	237		274	48	.58763	48	2	2				
TOTALS		RPI 1-25	RPI 26-50		W-L RECORDS		RPI 51-100		RPI 101-150		RPI 150+						
9-10-1		0-3-0	0-3-0		OVERALL		2-3-1		1-1-0		6-0-0						
8-6-0		0-2-0	0-0-0		HOME		1-3-0		1-1-0		6-0-0						
1-4-1		0-1-0	0-3-0		AWAY		1-0-1		0-0-0		0-0-0						
0-0-0		0-0-0	0-0-0		NEUTRAL		0-0-0		0-0-0		0-0-0						
7-0-0		0-0-0	0-0-0		NON-CONFERENCE		0-0-0		1-0-0		6-0-0						
7-0-0		0-0-0	0-0-0		HOME		0-0-0		1-0-0		6-0-0						
0-0-0		0-0-0	0-0-		AWAY		0-0-0		0-0-0		0-0-0						
0-0-0		0-0-0	0-0-0		NEUTRAL		0-0-0		0-0-0		0-0-0						
2-10-1		0-3-0	0-3-0		CONFERENCE		2-3-1		0-1-0		0-0-0						
1-6-0		0-2-0	0-0-0		HOME		1-3-0		0-1-0		0-0-0						
1-4-1		0-1-0	0-3-0		AWAY		1-0-1		0-0-0		0-0-0						
0-0-0		0-0-0	0-0-0		NEUTRAL		0-0-0		0-0-0		0-0-0						
RPI	S	Opponent		Score		RPI	S	Opponent		Score		RPI	S	Opponent		Score	
9	A	Florida		1	4	26	A	Kentucky		0	3	54	H	LSU		0	1
13	H	Tennessee		0	6	31	A	Missouri		0	2	63	H	Ole Miss		3	2
14	H	Texas A&M		0	2	50	A	Auburn		0	2	65	H	Arkansas		1	2
												92	H	Georgia		0	3
												96	A	Alabama		3	2
												100	A	South Carolina		0	0
LAST 10 GAMES																	
						63	H	Ole Miss		3	2	31	A	Missouri		0	2
						65	H	Arkansas		1	2	50	A	Auburn		0	2
						92	H	Georgia		0	3	14	H	Texas A&M		0	2
						9	A	Florida		1	4	54	H	LSU		0	1
						96	A	Alabama		3	2	13	H	Tennessee		0	6

Non-Div. I Games:

Mississippi St.

Average RPI Win: 210		WON-LOST RECORD	WINNING PCT. RANK		LAST 10 GAMES	STRENGTH OF SCHEDULE	OPP. STRENGTH OF SCHEDULE	TEAM RPI	ADJ RPI		CONF. RPI	ADJ CONF. RPI
Average RPI Loss: 189												
DIV. I ONLY		14-6-0	.7	48	8-2-0	244	215	129	.517	130	26	26
DIV. I NON-CONF.		6-5-0	.54545	146	0-1-0	247	143	192	.48184	193	27	27
<hr/>												
TOTALS		RPI 1-25		RPI 26-50		W-L RECORDS		RPI 51-100		RPI 101-150		RPI 150+
14-6-0		0-0-0		0-0-0		OVERALL		1-1-0		3-1-0		10-4-0
8-1-0		0-0-0		0-0-0		HOME		0-0-0		2-0-0		6-1-0
6-5-0		0-0-0		0-0-0		AWAY		1-1-0		1-1-0		4-3-0
0-0-0		0-0-0		0-0-0		NEUTRAL		0-0-0		0-0-0		0-0-0
6-5-0		0-0-0		0-0-0		NON-CONFERENCE		1-1-0		2-1-0		3-3-0
3-1-0		0-0-0		0-0-0		HOME		0-0-0		1-0-0		2-1-0
3-4-0		0-0-0		0-0-		AWAY		1-1-0		1-1-0		1-2-0
0-0-0		0-0-0		0-0-0		NEUTRAL		0-0-0		0-0-0		0-0-0
8-1-0		0-0-0		0-0-0		CONFERENCE		0-0-0		1-0-0		7-1-0
5-0-0		0-0-0		0-0-0		HOME		0-0-0		1-0-0		4-0-0
3-1-0		0-0-0		0-0-0		AWAY		0-0-0		0-0-0		3-1-0
0-0-0		0-0-0		0-0-0		NEUTRAL		0-0-0		0-0-0		0-0-0
RPI	S	Opponent	Score	RPI	S	Opponent	Score	RPI	S	Opponent	Score	
						67 A	Connecticut	1	3	110 H	Hofstra	4 2
						88 A	Penn	2	0	112 A	Colgate	1 3
										145 A	Fordham	1 0
										150 H	Loyola Maryland	1 0
										151 H	Fairfield	4 1
										172 H	Rider	1 0
										202 A	Columbia	0 1
										211 H	Temple	0 1
										215 H	Iona	1 0
										225 A	Lehigh	0 3
										227 H	Binghamton	2 0
										245 A	Niagara	3 1
										258 H	Siena	2 1
										286 A	Manhattan	2 1
										290 A	NJIT	3 2
										299 A	Canisius	1 0
										302 H	Wagner	2 1
										316 A	Saint Peter's	1 2
				LAST 10 GAMES								
						172 H	Rider	1	0	151 H	Fairfield	4 1
						150 H	Loyola Maryland	1	0	258 H	Siena	2 1
						316 A	Saint Peter's	1	2	245 A	Niagara	3 1
						286 A	Manhattan	2	1	299 A	Canisius	1 0
						215 H	Iona	1	0	211 H	Temple	0 1

Non-Div. I Games:

Marist

Average RPI Win:		217	WON-LOST RECORD		WINNING PCT. RANK		LAST 10 GAMES		STRENGTH OF SCHEDULE		OPP. STRENGTH OF SCHEDULE		TEAM RPI		ADJ RPI		CONF. RPI		ADJ CONF. RPI	
Average RPI Loss:		94																		
DIV. I ONLY			9-9-1		.5 150		5-4-1		107		122		133		.51699 131		12		12	
DIV. I NON-CONF.			5-5-0		.5 153		1-0-0		59		89		98		.54274 98		12		12	
TOTALS		RPI 1-25		RPI 26-50		W-L RECORDS		RPI 51-100		RPI 101-150		RPI 150+								
9-9-1		0-2-0		0-2-0		OVERALL		1-1-0		0-1-1		8-3-0								
6-3-1		0-1-0		0-1-0		HOME		0-1-0		0-0-1		6-0-0								
3-5-0		0-1-0		0-0-0		AWAY		1-0-0		0-1-0		2-3-0								
0-1-0		0-0-0		0-1-0		NEUTRAL		0-0-0		0-0-0		0-0-0								
5-5-0		0-2-0		0-1-0		NON-CONFERENCE		1-1-0		0-0-0		4-1-0								
3-2-0		0-1-0		0-0-0		HOME		0-1-0		0-0-0		3-0-0								
2-2-0		0-1-0		0-0-		AWAY		1-0-0		0-0-0		1-1-0								
0-1-0		0-0-0		0-1-0		NEUTRAL		0-0-0		0-0-0		0-0-0								
4-4-1		0-0-0		0-1-0		CONFERENCE		0-0-0		0-1-1		4-2-0								
3-1-1		0-0-0		0-1-0		HOME		0-0-0		0-0-1		3-0-0								
1-3-0		0-0-0		0-0-0		AWAY		0-0-0		0-1-0		1-2-0								
0-0-0		0-0-0		0-0-0		NEUTRAL		0-0-0		0-0-0		0-0-0								
RPI S	Opponent		Score		RPI S	Opponent		Score		RPI S	Opponent		Score		RPI S	Opponent		Score		
2 H	UCLA		1	2	28 N	Virginia Tech		0	2	68 A	Boston U.		1 0	104 A	Saint Joseph's		1	2		
12 A	Wake Forest		0	1	48 H	Dayton		0	4	95 H	Harvard		0 2	105 H	Charlotte		1	1		
														161 A	Brown		0	1		
														184 A	St. Bonaventure		0	1		
														197 H	Rhode Island		3	1		
														206 A	Bryant		3	2		
														211 A	Temple		0	2		
														218 A	Duquesne		5	2		
														242 H	Xavier		2	0		
														247 H	New Hampshire		2	0		
														253 H	George Washington		4	0		
														258 H	Siena		1	0		
														260 H	Albany (NY)		1	0		
				LAST 10 GAMES																
				218 A	Duquesne		5	2	104 A	Saint Joseph's		1	2							
				184 A	St. Bonaventure		0	1	197 H	Rhode Island		3	1							
				253 H	George Washington		4	0	242 H	Xavier		2	0							
				105 H	Charlotte		1	1	48 H	Dayton		0	4							
				211 A	Temple		0	2	258 H	Siena		1	0							

Non-Div. I Games:

Massachusetts

Average RPI Win:	196	WON-LOST	WINNING	LAST 10	STRENGTH OF	OPP. STRENGTH	TEAM	ADJ	CONF.	ADJ CONF.	
Average RPI Loss:	78	RECORD	PCT. RANK	GAMES	SCHEDULE	OF SCHEDULE	RPI	RPI	RPI	RPI	
DIV. I ONLY	8-9-1	.47222	177	5-4-1	89	106	131	.51673	132	12	12
DIV. I NON-CONF.	4-5-0	.44444	187	1-0-0	113	75	143	.50531	143	12	12
<hr/>											
TOTALS	RPI 1-25	RPI 26-50		W-L RECORDS	RPI 51-100		RPI 101-150		RPI 150+		
8-9-1	0-1-0	0-2-0		OVERALL	1-3-1		1-2-0		6-1-0		
4-1-1	0-0-0	0-0-0		HOME	1-1-1		1-0-0		2-0-0		
3-6-0	0-0-0	0-2-0		AWAY	0-2-0		0-2-0		3-0-0		
1-2-0	0-1-0	0-0-0		NEUTRAL	0-0-0		0-0-0		1-1-0		
<hr/>											
4-5-0	0-1-0	0-1-0		NON-CONFERENCE	1-1-0		0-1-0		3-1-0		
2-0-0	0-0-0	0-0-0		HOME	1-0-0		0-0-0		1-0-0		
1-3-0	0-0-0	0-0-		AWAY	0-1-0		0-1-0		1-0-0		
1-2-0	0-1-0	0-0-0		NEUTRAL	0-0-0		0-0-0		1-1-0		
<hr/>											
4-4-1	0-0-0	0-1-0		CONFERENCE	0-2-1		1-1-0		3-0-0		
2-1-1	0-0-0	0-0-0		HOME	0-1-1		1-0-0		1-0-0		
2-3-0	0-0-0	0-1-0		AWAY	0-1-0		0-1-0		2-0-0		
0-0-0	0-0-0	0-0-0		NEUTRAL	0-0-0		0-0-0		0-0-0		
<hr/>											
RPI S	Opponent	Score	RPI S	Opponent	Score	RPI S	Opponent	Score	RPI S	Opponent	Score
12 N	Wake Forest	1 4	28 A	Virginia Tech	0 2	51 H	La Salle	1 2	105 A	Charlotte	0 2
			48 A	Dayton	1 2	58 A	William & Mary	0 3	123 A	Longwood	1 2
						60 H	Butler	2 2	145 H	Fordham	1 0
						70 A	VCU	1 3	158 H	Saint Louis	1 0
						99 H	Villanova	3 1	163 N	James Madison	1 0
									204 N	George Mason	1 3
									231 H	American	2 0
									242 A	Xavier	1 0
									253 A	George Washington	2 0
									273 A	Old Dominion	2 0
<hr/>											
LAST 10 GAMES											
	242 A	Xavier	1	0		145 H	Fordham	1	0		
	48 A	Dayton	1	2		51 H	La Salle	1	2		
	70 A	VCU	1	3		105 A	Charlotte	0	2		
	158 H	Saint Louis	1	0		253 A	George Washington	2	0		
	60 H	Butler	2	2		231 H	American	2	0		

Non-Div. I Games:

Richmond

Average RPI Win:	241	WON-LOST	WINNING	LAST 10	STRENGTH OF	OPP. STRENGTH	TEAM	ADJ	CONF.	ADJ CONF.	
Average RPI Loss:	109	RECORD	PCT. RANK	GAMES	SCHEDULE	OF SCHEDULE	RPI	RPI	RPI	RPI	
DIV. I ONLY	9-6-3	.58333	108	6-2-2	144	227	132	.51603	133	22	22
DIV. I NON-CONF.	3-4-1	.4375	198	0-0-0	114	237	174	.4907	174	20	21
TOTALS	RPI 1-25	RPI 26-50	W-L RECORDS	RPI 51-100	RPI 101-150	RPI 150+					
9-6-3	0-0-0	0-0-0	OVERALL	0-4-1	2-2-0	7-0-2					
4-1-2	0-0-0	0-0-0	HOME	0-1-1	1-0-0	3-0-1					
5-5-1	0-0-0	0-0-0	AWAY	0-3-0	1-2-0	4-0-1					
0-0-0	0-0-0	0-0-0	NEUTRAL	0-0-0	0-0-0	0-0-0					
3-4-1	0-0-0	0-0-0	NON-CONFERENCE	0-4-0	0-0-0	3-0-1					
1-1-1	0-0-0	0-0-0	HOME	0-1-0	0-0-0	1-0-1					
2-3-0	0-0-0	0-0-	AWAY	0-3-0	0-0-0	2-0-0					
0-0-0	0-0-0	0-0-0	NEUTRAL	0-0-0	0-0-0	0-0-0					
6-2-2	0-0-0	0-0-0	CONFERENCE	0-0-1	2-2-0	4-0-1					
3-0-1	0-0-0	0-0-0	HOME	0-0-1	1-0-0	2-0-0					
3-2-1	0-0-0	0-0-0	AWAY	0-0-0	1-2-0	2-0-1					
0-0-0	0-0-0	0-0-0	NEUTRAL	0-0-0	0-0-0	0-0-0					
RPI S	Opponent	Score	RPI S	Opponent	Score	RPI S	Opponent	Score	RPI S	Opponent	Score
						66 H	Fla. Gulf Coast	1 1	120 A	East Tenn. St.	2 1
						82 H	Navy	1 2	120 H	East Tenn. St.	2 1
						90 A	FIU	1 2	137 A	Kennesaw St.	1 2
						98 A	Furman	1 3	147 A	Mercer	0 1
						100 A	South Carolina	0 3	171 A	North Florida	1 1
									196 H	Col. of Charleston	1 0
									205 H	Ga. Southern	0 0
									267 A	Northern Ky.	2 1
									272 A	Fla. Atlantic	1 0
									288 H	Stetson	3 0
									297 A	Lipscomb	2 1
									298 A	Presbyterian	3 1
									313 H	USC Upstate	4 0
			LAST 10 GAMES								
			120 A	East Tenn. St.	2 1	66 H	Fla. Gulf Coast	1 1			
			313 H	USC Upstate	4 0	288 H	Stetson	3 0			
			120 H	East Tenn. St.	2 1	171 A	North Florida	1 1			
			137 A	Kennesaw St.	1 2	297 A	Lipscomb	2 1			
			147 A	Mercer	0 1	267 A	Northern Ky.	2 1			

Non-Div. I Games:

Jacksonville

Average RPI Win: 242		WON-LOST	WINNING	LAST 10	STRENGTH OF		OPP. STRENGTH	TEAM	ADJ	CONF.	ADJ CONF.
Average RPI Loss: 119		RECORD	PCT. RANK	GAMES	SCHEDULE		OF SCHEDULE	RPI	RPI	RPI	RPI
DIV. I ONLY		10-6-2	.61111	93	7-3-0		185	196	134	.51302	134
DIV. I NON-CONF.		4-3-2	.55556	131	2-0-0		214	162	167	.49283	168
TOTALS		RPI 1-25	RPI 26-50		W-L RECORDS		RPI 51-100		RPI 101-150		RPI 150+
10-6-2		0-0-0	0-1-0		OVERALL		1-2-1		0-0-0		9-3-1
3-4-0		0-0-0	0-0-0		HOME		0-1-0		0-0-0		3-3-0
7-2-2		0-0-0	0-1-0		AWAY		1-1-1		0-0-0		6-0-1
0-0-0		0-0-0	0-0-0		NEUTRAL		0-0-0		0-0-0		0-0-0
4-3-2		0-0-0	0-0-0		NON-CONFERENCE		1-2-1		0-0-0		3-1-1
0-2-0		0-0-0	0-0-0		HOME		0-1-0		0-0-0		0-1-0
4-1-2		0-0-0	0-0-		AWAY		1-1-1		0-0-0		3-0-1
0-0-0		0-0-0	0-0-0		NEUTRAL		0-0-0		0-0-0		0-0-0
6-3-0		0-0-0	0-1-0		CONFERENCE		0-0-0		0-0-0		6-2-0
3-2-0		0-0-0	0-0-0		HOME		0-0-0		0-0-0		3-2-0
3-1-0		0-0-0	0-1-0		AWAY		0-0-0		0-0-0		3-0-0
0-0-0		0-0-0	0-0-0		NEUTRAL		0-0-0		0-0-0		0-0-0
RPI S	Opponent	Score	RPI S	Opponent	Score	RPI S	Opponent	Score	RPI S	Opponent	Score
			38 A	Stephen F. Austin	0 5	56 H	North Texas	1 2	169 H	Missouri St.	1 3
						69 A	SMU	1 2	181 H	Southeastern La.	0 2
						84 A	Tulsa	1 1	192 A	McNeese St.	2 1
						97 A	Oklahoma	1 0	199 H	Lamar	1 2
									229 H	Sam Houston St.	1 0
									234 A	Central Ark.	2 1
									255 A	UMKC	0 0
									262 H	Northwestern St.	5 0
									262 H	Northwestern St.	3 0
									268 A	Creighton	1 0
									289 A	Mississippi Val.	4 0
									294 A	Neb. Omaha	2 0
									295 A	Nicholls St.	2 1
LAST 10 GAMES											
			234 A	Central Ark.	2 1	229 H	Sam Houston St.	1 0			
			181 H	Southeastern La.	0 2	262 H	Northwestern St.	3 0			
			199 H	Lamar	1 2	38 A	Stephen F. Austin	0 5			
			295 A	Nicholls St.	2 1	268 A	Creighton	1 0			
			192 A	McNeese St.	2 1	294 A	Neb. Omaha	2 0			

Non-Div. I Games: Rogers St. 2 0

Oral Roberts

Average RPI Win:	223	WON-LOST	WINNING	LAST 10	STRENGTH OF	OPP. STRENGTH	TEAM	ADJ	CONF.	ADJ CONF.	
Average RPI Loss:	176	RECORD	PCT. RANK	GAMES	SCHEDULE	OF SCHEDULE	RPI	RPI	RPI	RPI	
DIV. I ONLY	11-4-3	.69444	50	8-2-0	263	201	135	.51141	135	21	20
DIV. I NON-CONF.	4-2-3	.61111	105	1-0-0	229	224	152	.49851	153	16	16
<hr/>											
TOTALS	RPI 1-25	RPI 26-50		W-L RECORDS		RPI 51-100		RPI 101-150		RPI 150+	
11-4-3	0-0-0	0-0-0		OVERALL		0-1-0		1-0-0		10-3-3	
8-2-1	0-0-0	0-0-0		HOME		0-1-0		1-0-0		7-1-1	
3-2-2	0-0-0	0-0-0		AWAY		0-0-0		0-0-0		3-2-2	
0-0-0	0-0-0	0-0-0		NEUTRAL		0-0-0		0-0-0		0-0-0	
<hr/>											
4-2-3	0-0-0	0-0-0		NON-CONFERENCE		0-0-0		1-0-0		3-2-3	
4-1-1	0-0-0	0-0-0		HOME		0-0-0		1-0-0		3-1-1	
0-1-2	0-0-0	0-0-		AWAY		0-0-0		0-0-0		0-1-2	
0-0-0	0-0-0	0-0-0		NEUTRAL		0-0-0		0-0-0		0-0-0	
<hr/>											
7-2-0	0-0-0	0-0-0		CONFERENCE		0-1-0		0-0-0		7-1-0	
4-1-0	0-0-0	0-0-0		HOME		0-1-0		0-0-0		4-0-0	
3-1-0	0-0-0	0-0-0		AWAY		0-0-0		0-0-0		3-1-0	
0-0-0	0-0-0	0-0-0		NEUTRAL		0-0-0		0-0-0		0-0-0	
<hr/>											
RPI	S	Opponent	Score	RPI	S	Opponent	Score	RPI	S	Opponent	Score
				68 H Boston U.				0	1	104 H Saint Joseph's	5 2
								151 A Fairfield	0 0		
								154 A Stony Brook	2 1		
								156 H Yale	1 2		
								175 A Maine	3 0		
								207 A Quinnipiac	0 1		
								211 A Temple	0 0		
								215 H Iona	2 0		
								227 H Binghamton	1 0		
								247 A New Hampshire	1 0		
								250 H Holy Cross	4 0		
								260 H Albany (NY)	2 0		
								271 A Vermont	0 2		
								271 H Vermont	2 0		
								273 H Old Dominion	3 2		
				274 H UMBC	4 1						
				283 H Fairleigh Dickinson	1 1						
				LAST 10 GAMES							
				271 H Vermont	2 0	175 A Maine	3 0				
				154 A Stony Brook	2 1	247 A New Hampshire	1 0				
				271 A Vermont	0 2	274 H UMBC	4 1				
				68 H Boston U.	0 1	227 H Binghamton	1 0				
				260 H Albany (NY)	2 0	215 H Iona	2 0				

Non-Div. I Games:

Hartford

Average RPI Win: 220		WON-LOST	WINNING	LAST 10	STRENGTH OF		OPP. STRENGTH	TEAM	ADJ	CONF.	ADJ CONF.
Average RPI Loss: 74		RECORD	PCT. RANK	GAMES	SCHEDULE		OF SCHEDULE	RPI	RPI	RPI	RPI
DIV. I ONLY		8-8-2	.5	150	4-4-2		131	112	136	.50957	136
DIV. I NON-CONF.		5-5-0	.5	153	1-1-0		83	60	106	.53353	106
TOTALS		RPI 1-25	RPI 26-50		W-L RECORDS		RPI 51-100		RPI 101-150		RPI 150+
8-8-2		0-2-0	0-3-0		OVERALL		0-1-0		1-1-1		7-1-1
6-3-0		0-0-0	0-2-0		HOME		0-1-0		0-0-0		6-0-0
2-5-2		0-2-0	0-1-0		AWAY		0-0-0		1-1-1		1-1-1
0-0-0		0-0-0	0-0-0		NEUTRAL		0-0-0		0-0-0		0-0-0
5-5-0		0-2-0	0-2-0		NON-CONFERENCE		0-0-0		1-1-0		4-0-0
4-1-0		0-0-0	0-1-0		HOME		0-0-0		0-0-0		4-0-0
1-4-0		0-2-0	0-0-		AWAY		0-0-0		1-1-0		0-0-0
0-0-0		0-0-0	0-0-0		NEUTRAL		0-0-0		0-0-0		0-0-0
3-3-2		0-0-0	0-1-0		CONFERENCE		0-1-0		0-0-1		3-1-1
2-2-0		0-0-0	0-1-0		HOME		0-1-0		0-0-0		2-0-0
1-1-2		0-0-0	0-0-0		AWAY		0-0-0		0-0-1		1-1-1
0-0-0		0-0-0	0-0-0		NEUTRAL		0-0-0		0-0-0		0-0-0
RPI S	Opponent	Score	RPI S	Opponent	Score	RPI S	Opponent	Score	RPI S	Opponent	Score
5 A	San Diego St.	0 2	32 H	Washington	0 2	85 H	Utah St.	1 2	125 A	Oregon	1 2
17 A	Portland	0 3	34 H	Denver	0 2				139 A	Gonzaga	1 0
			42 A	Oregon St.	0 1				142 A	Louisiana Tech	0 0
									195 H	Portland St.	1 0
									198 H	St. Mary's (CA)	5 1
									219 A	Texas St.	2 0
									228 A	UTSA	1 1
									236 H	Idaho	5 1
									237 H	Eastern Wash.	3 0
									248 A	San Jose St.	1 2
									256 H	Utah Valley	4 2
									281 H	New Mexico St.	2 1
LAST 10 GAMES											
	34 H	Denver	0	2		236 H	Idaho	5	1		
	281 H	New Mexico St.	2	1		219 A	Texas St.	2	0		
	142 A	Louisiana Tech	0	0		228 A	UTSA	1	1		
	248 A	San Jose St.	1	2		256 H	Utah Valley	4	2		
	85 H	Utah St.	1	2		17 A	Portland	0	3		

Non-Div. I Games:

Seattle



Average RPI Win: 219		WON-LOST	WINNING	LAST 10	STRENGTH OF		OPP. STRENGTH	TEAM	ADJ	CONF.	ADJ CONF.
Average RPI Loss: 113		RECORD	PCT. RANK	GAMES	SCHEDULE		OF SCHEDULE	RPI	RPI	RPI	RPI
DIV. I ONLY		10-8-1	.55263	126	6-3-1		167	167	138	.50853	137
DIV. I NON-CONF.		4-5-0	.44444	187	0-0-0		108	123	148	.50495	145
TOTALS		RPI 1-25	RPI 26-50		W-L RECORDS		RPI 51-100		RPI 101-150		RPI 150+
10-8-1		0-1-0	0-0-0		OVERALL		1-3-0		2-2-1		7-2-0
4-6-1		0-1-0	0-0-0		HOME		0-1-0		1-2-1		3-2-0
5-1-0		0-0-0	0-0-0		AWAY		1-1-0		1-0-0		3-0-0
1-1-0		0-0-0	0-0-0		NEUTRAL		0-1-0		0-0-0		1-0-0
4-5-0		0-1-0	0-0-0		NON-CONFERENCE		1-2-0		1-1-0		2-1-0
1-4-0		0-1-0	0-0-0		HOME		0-1-0		0-1-0		1-1-0
2-0-0		0-0-0	0-0-		AWAY		1-0-0		1-0-0		0-0-0
1-1-0		0-0-0	0-0-0		NEUTRAL		0-1-0		0-0-0		1-0-0
6-3-1		0-0-0	0-0-0		CONFERENCE		0-1-0		1-1-1		5-1-0
3-2-1		0-0-0	0-0-0		HOME		0-0-0		1-1-1		2-1-0
3-1-0		0-0-0	0-0-0		AWAY		0-1-0		0-0-0		3-0-0
0-0-0		0-0-0	0-0-0		NEUTRAL		0-0-0		0-0-0		0-0-0
RPI S	Opponent	Score		RPI S	Opponent	Score		RPI S	Opponent	Score	
13 H	Tennessee	0 2						53 N	South Fla.	0 2	
								65 A	Arkansas	1 0	
								66 A	Fla. Gulf Coast	0 1	
								96 H	Alabama	0 1	
								120 H	East Tenn. St.	1 3	
								128 A	Samford	2 1	
								133 H	Jacksonville	2 1	
								143 H	UT Martin	0 2	
								147 H	Mercer	1 1	
								171 H	North Florida	1 3	
								171 H	North Florida	4 2	
								221 N	Eastern Ky.	3 0	
								238 H	Georgia St.	1 2	
								267 A	Northern Ky.	1 0	
								288 A	Stetson	3 0	
								297 A	Lipscomb	3 2	
								306 H	Alabama A&M	9 0	
								313 H	USC Upstate	3 0	
				LAST 10 GAMES							
				171 H	North Florida	1 3		297 A	Lipscomb	3 2	
				288 A	Stetson	3 0		267 A	Northern Ky.	1 0	
				66 A	Fla. Gulf Coast	0 1		313 H	USC Upstate	3 0	
				133 H	Jacksonville	2 1		120 H	East Tenn. St.	1 3	
				171 H	North Florida	4 2		147 H	Mercer	1 1	

Non-Div. I Games:

Kennesaw St.

Average RPI Win:		221	WON-LOST RECORD		WINNING PCT. RANK		LAST 10 GAMES		STRENGTH OF SCHEDULE		OPP. STRENGTH OF SCHEDULE		TEAM RPI		ADJ RPI		CONF. RPI		ADJ CONF. RPI	
DIV. I ONLY			6-8-1		.43333 197		5-5-0		71		153		137		.50688 138		23		23	
DIV. I NON-CONF.			1-6-1		.1875 292		0-3-0		31		51		186		.48544 186		23		23	
TOTALS		RPI 1-25		RPI 26-50		W-L RECORDS		RPI 51-100		RPI 101-150		RPI 150+								
6-8-1		0-1-0		0-2-0		OVERALL		0-2-1		0-1-0		6-2-0								
3-4-1		0-0-0		0-1-0		HOME		0-2-1		0-0-0		3-1-0								
3-4-0		0-1-0		0-1-0		AWAY		0-0-0		0-1-0		3-1-0								
0-0-0		0-0-0		0-0-0		NEUTRAL		0-0-0		0-0-0		0-0-0								
1-6-1		0-1-0		0-2-0		NON-CONFERENCE		0-2-1		0-1-0		1-0-0								
1-3-1		0-0-0		0-1-0		HOME		0-2-1		0-0-0		1-0-0								
0-3-0		0-1-0		0-0-		AWAY		0-0-0		0-1-0		0-0-0								
0-0-0		0-0-0		0-0-0		NEUTRAL		0-0-0		0-0-0		0-0-0								
5-2-0		0-0-0		0-0-0		CONFERENCE		0-0-0		0-0-0		5-2-0								
2-1-0		0-0-0		0-0-0		HOME		0-0-0		0-0-0		2-1-0								
3-1-0		0-0-0		0-0-0		AWAY		0-0-0		0-0-0		3-1-0								
0-0-0		0-0-0		0-0-0		NEUTRAL		0-0-0		0-0-0		0-0-0								
RPI	S	Opponent		Score		RPI	S	Opponent		Score		RPI	S	Opponent		Score				
22	A	Marquette		0 4		36	H	Wisconsin		1 2		52	H	Miami (OH)		2 4				
						47	A	Illinois		1 3		73	H	Oklahoma St.		1 3				
												100	H	South Carolina		0 0				
														170 A Detroit		2 0				
														179 A Valparaiso		1 0				
														184 H St. Bonaventure		4 0				
														226 H Loyola Chicago		2 1				
														240 A Youngstown St.		1 2				
														277 A Green Bay		2 1				
														291 H Cleveland St.		5 0				
LAST 10 GAMES																				
						291	H	Cleveland St.		5 0		240	A	Youngstown St.		1 2				
						73	H	Oklahoma St.		1 3		170	A	Detroit		2 0				
						277	A	Green Bay		2 1		152	H	Wright St.		0 1				
						226	H	Loyola Chicago		2 1		114	A	Iowa St.		1 2				
						179	A	Valparaiso		1 0		36	H	Wisconsin		1 2				

Non-Div. I Games:

Milwaukee

Average RPI Win: 175		WON-LOST RECORD		WINNING PCT. RANK		LAST 10 GAMES		STRENGTH OF SCHEDULE		OPP. STRENGTH OF SCHEDULE		TEAM RPI		ADJ RPI		CONF. RPI		ADJ CONF. RPI					
Average RPI Loss: 78																							
DIV. I ONLY		7-10-1		.41667 212		2-7-1		93		74		139		.50633 139		6		6					
DIV. I NON-CONF.		6-5-0		.54545 146		1-2-0		190		79		145		.50479 146		5		5					
TOTALS		RPI 1-25		RPI 26-50		W-L RECORDS		RPI 51-100		RPI 101-150		RPI 150+											
7-10-1		0-3-1		0-3-0		OVERALL		1-0-0		2-2-0		4-2-0											
4-4-1		0-1-1		0-1-0		HOME		1-0-0		1-1-0		2-1-0											
3-6-0		0-2-0		0-2-0		AWAY		0-0-0		1-1-0		2-1-0											
0-0-0		0-0-0		0-0-0		NEUTRAL		0-0-0		0-0-0		0-0-0											
6-5-0		0-0-0		0-3-0		NON-CONFERENCE		0-0-0		2-2-0		4-0-0											
3-2-0		0-0-0		0-1-0		HOME		0-0-0		1-1-0		2-0-0											
3-3-0		0-0-0		0-0-		AWAY		0-0-0		1-1-0		2-0-0											
0-0-0		0-0-0		0-0-0		NEUTRAL		0-0-0		0-0-0		0-0-0											
1-5-1		0-3-1		0-0-0		CONFERENCE		1-0-0		0-0-0		0-2-0											
1-2-1		0-1-1		0-0-0		HOME		1-0-0		0-0-0		0-1-0											
0-3-0		0-2-0		0-0-0		AWAY		0-0-0		0-0-0		0-1-0											
0-0-0		0-0-0		0-0-0		NEUTRAL		0-0-0		0-0-0		0-0-0											
RPI	S	Opponent		Score		RPI	S	Opponent		Score		RPI	S	Opponent		Score							
6	A	BYU		1 4		32	H	Washington		0 1		76	H	Loyola Marymount		2 0							
7	A	Santa Clara		0 2		42	A	Oregon St.		0 2													
17	H	Portland		1 1		44	A	Washington St.		0 3													
23	H	Pepperdine		0 1																			

Non-Div. I Games:

Gonzaga

Average RPI Win: 187		WON-LOST	WINNING	LAST 10	STRENGTH OF		OPP. STRENGTH	TEAM	ADJ	CONF.	ADJ CONF.
Average RPI Loss: 74		RECORD	PCT. RANK	GAMES	SCHEDULE		OF SCHEDULE	RPI	RPI	RPI	RPI
DIV. I ONLY		7-12-0	.36842	245	2-8-0		61	103	140	.50621	140
DIV. I NON-CONF.		5-3-0	.625	97	0-0-0		80	193	82	.55635	82
TOTALS		RPI 1-25	RPI 26-50		W-L RECORDS		RPI 51-100		RPI 101-150		RPI 150+
7-12-0	0-2-0	0-3-0		OVERALL		1-4-0		1-1-0		5-2-0	
6-4-0	0-1-0	0-2-0		HOME		1-1-0		1-0-0		4-0-0	
1-6-0	0-1-0	0-1-0		AWAY		0-1-0		0-1-0		1-2-0	
0-2-0	0-0-0	0-0-0		NEUTRAL		0-2-0		0-0-0		0-0-0	
5-3-0	0-0-0	0-0-0		NON-CONFERENCE		0-2-0		1-0-0		4-1-0	
4-0-0	0-0-0	0-0-0		HOME		0-0-0		1-0-0		3-0-0	
1-1-0	0-0-0	0-0-0		AWAY		0-0-0		0-0-0		1-1-0	
0-2-0	0-0-0	0-0-0		NEUTRAL		0-2-0		0-0-0		0-0-0	
2-9-0	0-2-0	0-3-0		CONFERENCE		1-2-0		0-1-0		1-1-0	
2-4-0	0-1-0	0-2-0		HOME		1-1-0		0-0-0		1-0-0	
0-5-0	0-1-0	0-1-0		AWAY		0-1-0		0-1-0		0-1-0	
0-0-0	0-0-0	0-0-0		NEUTRAL		0-0-0		0-0-0		0-0-0	
RPI S	Opponent	Score	RPI S	Opponent	Score	RPI S	Opponent	Score	RPI S	Opponent	Score
18 A	Notre Dame	1 5	30 A	Georgetown	0 8	51 N	La Salle	2 6	127 A	DePaul	0 1
22 H	Marquette	0 4	39 H	Louisville	0 3	53 H	South Fla.	0 1	149 H	Delaware	2 1
			41 H	Rutgers	0 2	58 N	William & Mary	0 1	168 A	St. John's (NY)	0 4
						91 A	Syracuse	1 3	191 A	Army	0 1
						99 H	Villanova	2 0	194 H	Monmouth	3 0
									201 H	LIU Brooklyn	2 0
									215 H	Iona	1 0
									224 H	Cincinnati	3 1
									225 A	Lehigh	2 0
LAST 10 GAMES											
41 H	Rutgers	0 2	168 A	St. John's (NY)	0 4						
39 H	Louisville	0 3	91 A	Syracuse	1 3						
224 H	Cincinnati	3 1	53 H	South Fla.	0 1						
127 A	DePaul	0 1	22 H	Marquette	0 4						
18 A	Notre Dame	1 5	99 H	Villanova	2 0						

Non-Div. I Games:

Seton Hall

**F  
r  
e  
s  
n  
o  
s  
t  
.**

Fresno St.

Average RPI Win:	239	WON-LOST RECORD	WINNING PCT. RANK	LAST 10 GAMES	STRENGTH OF SCHEDULE	OPP. STRENGTH OF SCHEDULE	TEAM RPI	ADJ RPI	CONF. RPI	ADJ CONF. RPI		
DIV. I ONLY		9-4-4	.64706	75	4-3-2	247	182	142	.50522	142	15	15
DIV. I NON-CONF.		6-1-2	.77778	36	1-0-0	238	255	104	.53445	104	14	14
<hr/>												
TOTALS	RPI 1-25	RPI 26-50		W-L RECORDS		RPI 51-100		RPI 101-150		RPI 150+		
9-4-4	0-0-0	0-0-1		OVERALL		0-1-0		0-0-1		9-3-2		
5-1-2	0-0-0	0-0-1		HOME		0-0-0		0-0-1		5-1-0		
4-2-2	0-0-0	0-0-0		AWAY		0-1-0		0-0-0		4-1-2		
0-1-0	0-0-0	0-0-0		NEUTRAL		0-0-0		0-0-0		0-1-0		
6-1-2	0-0-0	0-0-0		NON-CONFERENCE		0-0-0		0-0-0		6-1-2		
4-0-0	0-0-0	0-0-0		HOME		0-0-0		0-0-0		4-0-0		
2-0-2	0-0-0	0-0-		AWAY		0-0-0		0-0-0		2-0-2		
0-1-0	0-0-0	0-0-0		NEUTRAL		0-0-0		0-0-0		0-1-0		
3-3-2	0-0-0	0-0-1		CONFERENCE		0-1-0		0-0-1		3-2-0		
1-1-2	0-0-0	0-0-1		HOME		0-0-0		0-0-1		1-1-0		
2-2-0	0-0-0	0-0-0		AWAY		0-1-0		0-0-0		2-1-0		
0-0-0	0-0-0	0-0-0		NEUTRAL		0-0-0		0-0-0		0-0-0		
RPI	S	Opponent	Score	RPI	S	Opponent	Score	RPI	S	Opponent	Score	
				34	H	Denver	1 1	85	A	Utah St.	0 4	
								136	H	Seattle	0 0	
								176	A	Troy	0 0	
								181	A	Southeastern La.	2 1	
								192	H	McNeese St.	1 0	
								212	N	Jacksonville St.	0 1	
								216	A	South Ala.	1 1	
								219	A	Texas St.	2 0	
								228	A	UTSA	1 0	
								234	A	Central Ark.	1 0	
								235	H	Southern Miss.	3 1	
								236	H	Idaho	1 2	
								248	A	San Jose St.	1 2	
								281	H	New Mexico St.	1 0	
								285	H	UALR	1 0	
								300	H	Jackson St.	4 0	
				LAST 10 GAMES								
				85	A	Utah St.	0 4	219	A	Texas St.	2 0	
				248	A	San Jose St.	1 2	281	H	New Mexico St.	1 0	
				236	H	Idaho	1 2	34	H	Denver	1 1	
				136	H	Seattle	0 0	192	H	McNeese St.	1 0	
				228	A	UTSA	1 0	181	A	Southeastern La.	2 1	

Non-Div. I Games: LSU-Shreveport 5 0 Louisiana Col. 11 0 Texas-Tyler 1 0

Louisiana Tech

U  
T  
M  
a  
r  
t  
i  
n

UT Martin

Average RPI Win: 187		WON-LOST	WINNING	LAST 10	STRENGTH OF		OPP. STRENGTH	TEAM	ADJ		CONF.	ADJ CONF.
Average RPI Loss: 71		RECORD	PCT. RANK	GAMES	SCHEDULE		OF SCHEDULE	RPI	RPI		RPI	RPI
DIV. I ONLY		8-9-1	.47222	177	3-7-0		137	91	143		.5044	144
DIV. I NON-CONF.		5-2-1	.6875	67	0-0-0		267	141	142		.50694	142
TOTALS		RPI 1-25	RPI 26-50		W-L RECORDS		RPI 51-100		RPI 101-150		RPI 150+	
8-9-1		0-3-0	0-1-0		OVERALL		1-3-0		1-1-0		6-1-1	
6-3-0		0-2-0	0-0-0		HOME		1-1-0		1-0-0		4-0-0	
2-6-1		0-1-0	0-1-0		AWAY		0-2-0		0-1-0		2-1-1	
0-0-0		0-0-0	0-0-0		NEUTRAL		0-0-0		0-0-0		0-0-0	
5-2-1		0-1-0	0-0-0		NON-CONFERENCE		0-0-0		0-0-0		5-1-1	
4-0-0		0-0-0	0-0-0		HOME		0-0-0		0-0-0		4-0-0	
1-2-1		0-1-0	0-0-		AWAY		0-0-0		0-0-0		1-1-1	
0-0-0		0-0-0	0-0-0		NEUTRAL		0-0-0		0-0-0		0-0-0	
3-7-0		0-2-0	0-1-0		CONFERENCE		1-3-0		1-1-0		1-0-0	
2-3-0		0-2-0	0-0-0		HOME		1-1-0		1-0-0		0-0-0	
1-4-0		0-0-0	0-1-0		AWAY		0-2-0		0-1-0		1-0-0	
0-0-0		0-0-0	0-0-0		NEUTRAL		0-0-0		0-0-0		0-0-0	
RPI S	Opponent	Score	RPI S	Opponent	Score	RPI S	Opponent	Score	RPI S	Opponent	Score	
18 H	Notre Dame	0 1	30 A	Georgetown	0 1	53 H	South Fla.	0 1	116 A	Pittsburgh	0 2	
22 H	Marquette	0 5				67 A	Connecticut	2 3	127 H	DePaul	1 0	
24 A	Boston College	0 3				91 H	Syracuse	2 1	161 H	Brown	3 2	
						99 A	Villanova	0 2	168 A	St. John's (NY)	2 0	
									191 H	Army	3 1	
									207 A	Quinnipiac	0 1	
									225 H	Lehigh	4 0	
									247 H	New Hampshire	2 1	
									250 A	Holy Cross	1 1	
									284 A	Central Conn. St.	2 1	
LAST 10 GAMES												
67 A	Connecticut	2 3	18 H	Notre Dame	0 1							
116 A	Pittsburgh	0 2	30 A	Georgetown	0 1							
53 H	South Fla.	0 1	99 A	Villanova	0 2							
22 H	Marquette	0 5	91 H	Syracuse	2 1							
127 H	DePaul	1 0	168 A	St. John's (NY)	2 0							

Non-Div. I Games:

Providence



Average RPI Win: 186		WON-LOST RECORD		WINNING PCT. RANK		LAST 10 GAMES		STRENGTH OF SCHEDULE		OPP. STRENGTH OF SCHEDULE		TEAM RPI		ADJ RPI		CONF. RPI		ADJ CONF. RPI	
DIV. I ONLY		8-11-0		.42105 203		5-5-0		87		123		151		.50415 145		12		12	
DIV. I NON-CONF.		4-6-0		.4 217		1-0-0		58		131		137		.51553 133		12		12	
TOTALS		RPI 1-25		RPI 26-50		W-L RECORDS		RPI 51-100		RPI 101-150		RPI 150+							
8-11-0		0-1-0		1-1-0		OVERALL		0-2-0		1-5-0		6-2-0							
6-5-0		0-0-0		0-1-0		HOME		0-1-0		1-2-0		5-1-0							
2-6-0		0-1-0		1-0-0		AWAY		0-1-0		0-3-0		1-1-0							
0-0-0		0-0-0		0-0-0		NEUTRAL		0-0-0		0-0-0		0-0-0							
4-6-0		0-1-0		1-1-0		NON-CONFERENCE		0-0-0		1-2-0		2-2-0							
3-3-0		0-0-0		0-1-0		HOME		0-0-0		1-1-0		2-1-0							
1-3-0		0-1-0		1-0-		AWAY		0-0-0		0-1-0		0-1-0							
0-0-0		0-0-0		0-0-0		NEUTRAL		0-0-0		0-0-0		0-0-0							
4-5-0		0-0-0		0-0-0		CONFERENCE		0-2-0		0-3-0		4-0-0							
3-2-0		0-0-0		0-0-0		HOME		0-1-0		0-1-0		3-0-0							
1-3-0		0-0-0		0-0-0		AWAY		0-1-0		0-2-0		1-0-0							
0-0-0		0-0-0		0-0-0		NEUTRAL		0-0-0		0-0-0		0-0-0							
RPI S	Opponent		Score		RPI S	Opponent		Score		RPI S	Opponent		Score		RPI S	Opponent		Score	
21 A	Michigan		0 5		29 H	Dartmouth		0 3		51 H	La Salle		2 3		104 A	Saint Joseph's		0 1	
					33 A	Maryland		1 0		70 A	VCU		0 6		105 H	Charlotte		1 3	
															118 A	Michigan St.		1 2	
															130 H	Marist		0 1	
															132 A	Richmond		0 1	
															150 H	Loyola Maryland		2 1	
															151 H	Fairfield		4 1	
															168 H	St. John's (NY)		0 2	
															184 H	St. Bonaventure		2 0	
															202 A	Columbia		0 2	
															211 A	Temple		3 0	
															218 H	Duquesne		2 0	
															253 H	George Washington		2 1	
															286 H	Manhattan		1 0	
LAST 10 GAMES																			
															104 A	Saint Joseph's		0 1	
															211 A	Temple		3 0	
															51 H	La Salle		2 3	
															253 H	George Washington		2 1	
															105 H	Charlotte		1 3	
															132 A	Richmond		0 1	
															70 A	VCU		0 6	
															184 H	St. Bonaventure		2 0	
															218 H	Duquesne		2 0	
															150 H	Loyola Maryland		2 1	

Non-Div. I Games:

Fordham

Average RPI Win: 234		WON-LOST RECORD	WINNING PCT. RANK	LAST 10 GAMES	STRENGTH OF SCHEDULE	OPP. STRENGTH OF SCHEDULE	TEAM RPI	ADJ RPI	CONF. RPI	ADJ CONF. RPI	
Average RPI Loss: 99											
DIV. I ONLY		7-8-2	.47059 184	2-6-2	115	137	146	.50394 146	8	8	
DIV. I NON-CONF.		6-3-1	.65 83	1-1-1	146	218	105	.53423 105	9	9	
TOTALS		RPI 1-25	RPI 26-50		W-L RECORDS		RPI 51-100		RPI 101-150		RPI 150+
7-8-2		0-1-0	0-1-0		OVERALL		0-2-2		0-2-0		7-2-0
5-6-0		0-0-0	0-1-0		HOME		0-1-0		0-2-0		5-2-0
2-2-2		0-1-0	0-0-0		AWAY		0-1-2		0-0-0		2-0-0
0-0-0		0-0-0	0-0-0		NEUTRAL		0-0-0		0-0-0		0-0-0
6-3-1		0-0-0	0-1-0		NON-CONFERENCE		0-1-1		0-0-0		6-1-0
4-3-0		0-0-0	0-1-0		HOME		0-1-0		0-0-0		4-1-0
2-0-1		0-0-0	0-0-		AWAY		0-0-1		0-0-0		2-0-0
0-0-0		0-0-0	0-0-0		NEUTRAL		0-0-0		0-0-0		0-0-0
1-5-1		0-1-0	0-0-0		CONFERENCE		0-1-1		0-2-0		1-1-0
1-3-0		0-0-0	0-0-0		HOME		0-0-0		0-2-0		1-1-0
0-2-1		0-1-0	0-0-0		AWAY		0-1-1		0-0-0		0-0-0
0-0-0		0-0-0	0-0-0		NEUTRAL		0-0-0		0-0-0		0-0-0
RPI S	Opponent	Score	RPI S	Opponent	Score	RPI S	Opponent	Score	RPI S	Opponent	Score
5	A San Diego St.	1 3	44	H Washington St.	2 3	75	A UNLV	0 0	121	H Boise St.	0 1
						79	H Colorado	0 2	141	H Fresno St.	0 2
						85	A Utah St.	1 1	157	H Montana	0 2
						89	A New Mexico	1 2	159	H Nevada	0 1
									186	A Northern Colo.	2 0
									199	H Lamar	3 1
									213	H Air Force	1 0
									237	H Eastern Wash.	4 1
									252	A Weber St.	1 0
									256	H Utah Valley	4 3
									294	H Neb. Omaha	4 2
LAST 10 GAMES											
	213 H Air Force	1 0		141 H Fresno St.	0 2						
	89 A New Mexico	1 2		75 A UNLV	0 0						
	5 A San Diego St.	1 3		85 A Utah St.	1 1						
	121 H Boise St.	0 1		256 H Utah Valley	4 3						
	159 H Nevada	0 1		79 H Colorado	0 2						

Non-Div. I Games: Mont. St. Billings 6 5

Wyoming

Average RPI Win: 232		WON-LOST RECORD	WINNING PCT. RANK	LAST 10 GAMES	STRENGTH OF SCHEDULE	OPP. STRENGTH OF SCHEDULE	TEAM RPI	ADJ RPI	CONF. RPI	ADJ CONF. RPI		
Average RPI Loss: 125												
DIV. I ONLY		12-4-3	.71053 44	7-1-2	297	200	147	.50367 147	22	22		
DIV. I NON-CONF.		6-3-1	.65 83	1-0-0	301	215	204	.47431 204	20	21		
<hr/>												
TOTALS		RPI 1-25		RPI 26-50		W-L RECORDS		RPI 51-100		RPI 101-150		RPI 150+
12-4-3		0-0-0		0-0-0		OVERALL		0-3-0		2-0-1		10-1-2
7-0-1		0-0-0		0-0-0		HOME		0-0-0		2-0-0		5-0-1
5-4-2		0-0-0		0-0-0		AWAY		0-3-0		0-0-1		5-1-1
0-0-0		0-0-0		0-0-0		NEUTRAL		0-0-0		0-0-0		0-0-0
6-3-1		0-0-0		0-0-0		NON-CONFERENCE		0-2-0		0-0-0		6-1-1
3-0-1		0-0-0		0-0-0		HOME		0-0-0		0-0-0		3-0-1
3-3-0		0-0-0		0-0-		AWAY		0-2-0		0-0-0		3-1-0
0-0-0		0-0-0		0-0-0		NEUTRAL		0-0-0		0-0-0		0-0-0
6-1-2		0-0-0		0-0-0		CONFERENCE		0-1-0		2-0-1		4-0-1
4-0-0		0-0-0		0-0-0		HOME		0-0-0		2-0-0		2-0-0
2-1-2		0-0-0		0-0-0		AWAY		0-1-0		0-0-1		2-0-1
0-0-0		0-0-0		0-0-0		NEUTRAL		0-0-0		0-0-0		0-0-0
RPI S	Opponent	Score	RPI S	Opponent	Score	RPI S	Opponent	Score	RPI S	Opponent	Score	
						66 A	Fla. Gulf Coast	0 1	120 H	East Tenn. St.	3 1	
						96 A	Alabama	0 3	133 H	Jacksonville	1 0	
						100 A	South Carolina	0 2	137 A	Kennesaw St.	1 1	
									171 H	North Florida	3 0	
									176 A	Troy	4 1	
									212 A	Jacksonville St.	2 1	
									216 H	South Ala.	1 0	
									235 H	Southern Miss.	1 1	
									238 A	Georgia St.	0 1	
									263 A	Charleston So.	2 0	
									267 A	Northern Ky.	1 0	
									288 A	Stetson	2 0	
									297 A	Lipscomb	0 0	
									306 H	Alabama A&M	6 0	
									313 H	USC Upstate	3 0	
									321 H	Alcorn	7 0	
<hr/>												
LAST 10 GAMES												
						66 A	Fla. Gulf Coast	0 1	297 A	Lipscomb	0 0	
						288 A	Stetson	2 0	120 H	East Tenn. St.	3 1	
						171 H	North Florida	3 0	313 H	USC Upstate	3 0	
						133 H	Jacksonville	1 0	137 A	Kennesaw St.	1 1	
						267 A	Northern Ky.	1 0	176 A	Troy	4 1	

Non-Div. I Games:

Mercer

Average RPI Win:	265	WON-LOST RECORD	WINNING PCT. RANK	LAST 10 GAMES	STRENGTH OF SCHEDULE	OPP. STRENGTH OF SCHEDULE	TEAM RPI	ADJ RPI	CONF. RPI	ADJ CONF. RPI				
DIV. I ONLY		8-5-3	.59375	105	6-3-1	201	221	149	.5034	148	30	30		
DIV. I NON-CONF.		2-3-3	.4375	198	0-1-1	63	82	123	.52371	122	29	29		
<hr/>														
TOTALS	RPI 1-25	RPI 26-50		W-L RECORDS		RPI 51-100		RPI 101-150		RPI 150+				
8-5-3	0-2-0	0-0-0		OVERALL		0-0-1		0-1-2		8-2-0				
5-2-2	0-1-0	0-0-0		HOME		0-0-1		0-1-1		5-0-0				
3-3-1	0-1-0	0-0-0		AWAY		0-0-0		0-0-1		3-2-0				
0-0-0	0-0-0	0-0-0		NEUTRAL		0-0-0		0-0-0		0-0-0				
<hr/>														
2-3-3	0-2-0	0-0-0		NON-CONFERENCE		0-0-1		0-1-2		2-0-0				
1-2-2	0-1-0	0-0-0		HOME		0-0-1		0-1-1		1-0-0				
1-1-1	0-1-0	0-0-		AWAY		0-0-0		0-0-1		1-0-0				
0-0-0	0-0-0	0-0-0		NEUTRAL		0-0-0		0-0-0		0-0-0				
<hr/>														
6-2-0	0-0-0	0-0-0		CONFERENCE		0-0-0		0-0-0		6-2-0				
4-0-0	0-0-0	0-0-0		HOME		0-0-0		0-0-0		4-0-0				
2-2-0	0-0-0	0-0-0		AWAY		0-0-0		0-0-0		2-2-0				
0-0-0	0-0-0	0-0-0		NEUTRAL		0-0-0		0-0-0		0-0-0				
<hr/>														
RPI	S	Opponent	Score		RPI	S	Opponent	Score		RPI	S	Opponent	Score	
18	A	Notre Dame	0	3						71	H	Northwestern	1	1
21	H	Michigan	0	1										

Non-Div. I Games: Rochester College 9 0

Oakland

Average RPI Win:	210	WON-LOST RECORD	WINNING PCT. RANK	LAST 10 GAMES	STRENGTH OF SCHEDULE	OPP. STRENGTH OF SCHEDULE	TEAM RPI	ADJ RPI	CONF. RPI	ADJ CONF. RPI	
Average RPI Loss:	116										
DIV. I ONLY		9-8-1	.52778 139	5-4-1	170	141	150	.50278 149	13	13	
DIV. I NON-CONF.		3-4-0	.42857 206	0-0-0	155	191	199	.47868 199	13	13	
<hr/>											
TOTALS	RPI 1-25	RPI 26-50		W-L RECORDS	RPI 51-100		RPI 101-150		RPI 150+		
9-8-1	0-0-0	0-1-0		OVERALL	2-1-1		0-4-0		7-2-0		
4-3-0	0-0-0	0-1-0		HOME	1-0-0		0-1-0		3-1-0		
5-5-1	0-0-0	0-0-0		AWAY	1-1-1		0-3-0		4-1-0		
0-0-0	0-0-0	0-0-0		NEUTRAL	0-0-0		0-0-0		0-0-0		
<hr/>											
3-4-0	0-0-0	0-1-0		NON-CONFERENCE	0-0-0		0-3-0		3-0-0		
0-2-0	0-0-0	0-1-0		HOME	0-0-0		0-1-0		0-0-0		
3-2-0	0-0-0	0-0-		AWAY	0-0-0		0-2-0		3-0-0		
0-0-0	0-0-0	0-0-0		NEUTRAL	0-0-0		0-0-0		0-0-0		
<hr/>											
6-4-1	0-0-0	0-0-0		CONFERENCE	2-1-1		0-1-0		4-2-0		
4-1-0	0-0-0	0-0-0		HOME	1-0-0		0-0-0		3-1-0		
2-3-1	0-0-0	0-0-0		AWAY	1-1-1		0-1-0		1-1-0		
0-0-0	0-0-0	0-0-0		NEUTRAL	0-0-0		0-0-0		0-0-0		
<hr/>											
RPI S	Opponent	Score	RPI S	Opponent	Score	RPI S	Opponent	Score	RPI S	Opponent	Score
			30 H	Georgetown	0 2	58 H	William & Mary	1 0	104 H	Saint Joseph's	1 2
						72 A	UNC Wilmington	1 1	110 A	Hofstra	1 3
						72 A	UNC Wilmington	1 0	140 A	Seton Hall	1 2
						81 A	Drexel	0 1	150 A	Loyola Maryland	0 1
									153 H	Northeastern	0 2
									163 A	James Madison	1 2
									201 A	LIU Brooklyn	1 0
									204 H	George Mason	2 1
									238 A	Georgia St.	2 1
									258 A	Siena	1 0
									273 H	Old Dominion	1 0
									278 H	Towson	1 0
									310 A	Delaware St.	2 0
<hr/>											
LAST 10 GAMES											
			72 A	UNC Wilmington	1 1	153 H	Northeastern	0 2			
			81 A	Drexel	0 1	110 A	Hofstra	1 3			
			163 A	James Madison	1 2	72 A	UNC Wilmington	1 0			
			273 H	Old Dominion	1 0	238 A	Georgia St.	2 1			
			58 H	William & Mary	1 0	204 H	George Mason	2 1			

Non-Div. I Games:

Delaware

Average RPI Win:	225	WON-LOST	WINNING	LAST 10	STRENGTH OF	OPP. STRENGTH	TEAM	ADJ	CONF.	ADJ CONF.	
Average RPI Loss:	119	RECORD	PCT. RANK	GAMES	SCHEDULE	OF SCHEDULE	RPI	RPI	RPI	RPI	
DIV. I ONLY	10-5-4	.63158	81	6-3-1	228	234	144	.50263	150	26	26
DIV. I NON-CONF.	4-3-3	.55	137	0-1-0	210	165	166	.49129	172	27	27
<hr/>											
TOTALS	RPI 1-25	RPI 26-50		W-L RECORDS		RPI 51-100		RPI 101-150		RPI 150+	
10-5-4	0-0-0	0-0-0		OVERALL		0-1-0		3-3-0		7-1-4	
5-2-2	0-0-0	0-0-0		HOME		0-1-0		2-0-0		3-1-2	
5-3-2	0-0-0	0-0-0		AWAY		0-0-0		1-3-0		4-0-2	
0-0-0	0-0-0	0-0-0		NEUTRAL		0-0-0		0-0-0		0-0-0	
<hr/>											
4-3-3	0-0-0	0-0-0		NON-CONFERENCE		0-1-0		3-2-0		1-0-3	
2-1-2	0-0-0	0-0-0		HOME		0-1-0		2-0-0		0-0-2	
2-2-1	0-0-0	0-0-		AWAY		0-0-0		1-2-0		1-0-1	
0-0-0	0-0-0	0-0-0		NEUTRAL		0-0-0		0-0-0		0-0-0	
<hr/>											
6-2-1	0-0-0	0-0-0		CONFERENCE		0-0-0		0-1-0		6-1-1	
3-1-0	0-0-0	0-0-0		HOME		0-0-0		0-0-0		3-1-0	
3-1-1	0-0-0	0-0-0		AWAY		0-0-0		0-1-0		3-0-1	
0-0-0	0-0-0	0-0-0		NEUTRAL		0-0-0		0-0-0		0-0-0	
<hr/>											
RPI S	Opponent	Score	RPI S	Opponent	Score	RPI S	Opponent	Score	RPI S	Opponent	Score
						51 H	La Salle	0 2	104 H	Saint Joseph's	3 2
									118 A	Michigan St.	1 3
									130 A	Marist	0 1
									145 A	Fordham	1 2
									148 A	Oakland	2 1
									149 H	Delaware	1 0
									151 H	Fairfield	1 2
									154 A	Stony Brook	1 1
									172 A	Rider	1 1
									215 H	Iona	4 0
									231 A	American	2 1
									245 H	Niagara	3 0
									258 A	Siena	1 0
									278 H	Towson	1 1
									286 A	Manhattan	1 0
									299 H	Canisius	4 1
									316 A	Saint Peter's	6 0
									317 H	Howard	1 1
<hr/>											
LAST 10 GAMES											
			258 A	Siena	1 0		286 A	Manhattan	1 0		
			130 A	Marist	0 1		316 A	Saint Peter's	6 0		
			299 H	Canisius	4 1		151 H	Fairfield	1 2		
			245 H	Niagara	3 0		215 H	Iona	4 0		
			172 A	Rider	1 1		145 A	Fordham	1 2		

Non-Div. I Games:

Loyola Maryland

Average RPI Win:	251	WON-LOST	WINNING	LAST 10	STRENGTH OF	OPP. STRENGTH	TEAM	ADJ	CONF.	ADJ CONF.	
Average RPI Loss:	156	RECORD	PCT. RANK	GAMES	SCHEDULE	OF SCHEDULE	RPI	RPI	RPI	RPI	
DIV. I ONLY	11-5-2	.66667	63	8-2-0	256	251	148	.50193	151	26	26
DIV. I NON-CONF.	3-4-2	.44444	187	0-1-0	263	196	239	.44347	240	27	27
TOTALS	RPI 1-25	RPI 26-50	W-L RECORDS	RPI 51-100	RPI 101-150	RPI 150+					
11-5-2	0-0-0	0-0-0	OVERALL	0-0-0	1-3-1	10-2-1					
5-1-1	0-0-0	0-0-0	HOME	0-0-0	0-1-1	5-0-0					
6-3-1	0-0-0	0-0-0	AWAY	0-0-0	1-2-0	5-1-1					
0-1-0	0-0-0	0-0-0	NEUTRAL	0-0-0	0-0-0	0-1-0					
3-4-2	0-0-0	0-0-0	NON-CONFERENCE	0-0-0	0-2-1	3-2-1					
1-1-1	0-0-0	0-0-0	HOME	0-0-0	0-1-1	1-0-0					
2-2-1	0-0-0	0-0-	AWAY	0-0-0	0-1-0	2-1-1					
0-1-0	0-0-0	0-0-0	NEUTRAL	0-0-0	0-0-0	0-1-0					
8-1-0	0-0-0	0-0-0	CONFERENCE	0-0-0	1-1-0	7-0-0					
4-0-0	0-0-0	0-0-0	HOME	0-0-0	0-0-0	4-0-0					
4-1-0	0-0-0	0-0-0	AWAY	0-0-0	1-1-0	3-0-0					
0-0-0	0-0-0	0-0-0	NEUTRAL	0-0-0	0-0-0	0-0-0					
RPI S	Opponent	Score	RPI S	Opponent	Score	RPI S	Opponent	Score	RPI S	Opponent	Score
							104 H Saint Joseph's	0 1			
							130 A Marist	1 4			
							135 H Hartford	0 0			
							145 A Fordham	1 4			
							150 A Loyola Maryland	2 1			
							156 A Yale	0 1			
							172 A Rider	1 0			
							175 A Maine	0 0			
							215 A Iona	4 0			
							245 H Niagara	2 0			
							247 N New Hampshire	0 2			
							250 A Holy Cross	2 1			
							258 A Siena	2 0			
							271 A Vermont	1 0			
							286 H Manhattan	5 0			
							299 H Canisius	3 1			
							302 H Wagner	1 0			
							316 H Saint Peter's	1 0			
			LAST 10 GAMES								
			286 H Manhattan	5 0	130 A Marist	1 4					
			316 H Saint Peter's	1 0	299 H Canisius	3 1					
			156 A Yale	0 1	245 H Niagara	2 0					
			215 A Iona	4 0	150 A Loyola Maryland	2 1					
			258 A Siena	2 0	172 A Rider	1 0					

Non-Div. I Games:

Fairfield

Average RPI Win:	231	WON-LOST RECORD	WINNING PCT. RANK	LAST 10 GAMES	STRENGTH OF SCHEDULE	OPP. STRENGTH OF SCHEDULE	TEAM RPI	ADJ RPI	CONF. RPI	ADJ CONF. RPI	
Average RPI Loss:	134										
DIV. I ONLY	6-4-6	.5625	119	4-3-3	186	212	153	.50097	152	23	23
DIV. I NON-CONF.	4-2-3	.61111	105	2-1-0	142	171	114	.52961	115	23	23
<hr/>											
TOTALS	RPI 1-25	RPI 26-50		W-L RECORDS	RPI 51-100		RPI 101-150		RPI 150+		
6-4-6	0-0-0	0-1-1		OVERALL	0-1-0		1-0-1		5-2-4		
3-1-3	0-0-0	0-0-0		HOME	0-0-0		0-0-1		3-1-2		
3-3-2	0-0-0	0-1-0		AWAY	0-1-0		1-0-0		2-1-2		
0-0-1	0-0-0	0-0-1		NEUTRAL	0-0-0		0-0-0		0-0-0		
<hr/>											
4-2-3	0-0-0	0-1-1		NON-CONFERENCE	0-1-0		0-0-1		4-0-1		
3-0-1	0-0-0	0-0-0		HOME	0-0-0		0-0-1		3-0-0		
1-2-1	0-0-0	0-0-		AWAY	0-1-0		0-0-0		1-0-1		
0-0-1	0-0-0	0-0-1		NEUTRAL	0-0-0		0-0-0		0-0-0		
<hr/>											
2-2-3	0-0-0	0-0-0		CONFERENCE	0-0-0		1-0-0		1-2-3		
0-1-2	0-0-0	0-0-0		HOME	0-0-0		0-0-0		0-1-2		
2-1-1	0-0-0	0-0-0		AWAY	0-0-0		1-0-0		1-1-1		
0-0-0	0-0-0	0-0-0		NEUTRAL	0-0-0		0-0-0		0-0-0		
<hr/>											
RPI S	Opponent	Score	RPI S	Opponent	Score	RPI S	Opponent	Score	RPI S	Opponent	Score
			34 N	Denver	1 1	79 A	Colorado	1 2	127 H	DePaul	0 0
			48 A	Dayton	0 3				138 A	Milwaukee	1 0
									170 H	Detroit	0 1
									179 H	Valparaiso	0 0
									182 H	IPFW	5 0
									190 H	Ohio	1 0
									221 A	Eastern Ky.	1 1
									226 A	Loyola Chicago	0 0
									240 A	Youngstown St.	1 2
									277 H	Green Bay	1 1
									280 H	Morehead St.	2 0
									291 A	Cleveland St.	5 1
									303 A	IUPUI	4 1
<hr/>											
LAST 10 GAMES											
			240 A	Youngstown St.	1 2	277 H	Green Bay	1 1			
			291 A	Cleveland St.	5 1	182 H	IPFW	5 0			
			179 H	Valparaiso	0 0	138 A	Milwaukee	1 0			
			170 H	Detroit	0 1	280 H	Morehead St.	2 0			
			226 A	Loyola Chicago	0 0	48 A	Dayton	0 3			

Non-Div. I Games: Mt. Vernon Naz. 3 0

Wright St.



Average RPI Win:		214	WON-LOST	WINNING	LAST 10	STRENGTH OF		OPP. STRENGTH	TEAM	ADJ	CONF.	ADJ CONF.
Average RPI Loss:		84	RECORD	PCT. RANK	GAMES	SCHEDULE		OF SCHEDULE	RPI	RPI	RPI	RPI
DIV. I ONLY		9-9-1		.5	150	6-3-1		164	111	152	.50096	153
DIV. I NON-CONF.		2-6-0		.25	270	0-0-0		143	71	236	.44754	235
TOTALS		RPI 1-25		RPI 26-50		W-L RECORDS		RPI 51-100		RPI 101-150		RPI 150+
9-9-1		0-2-0		0-1-0		OVERALL		0-4-0		2-0-1		7-2-0
5-5-1		0-0-0		0-1-0		HOME		0-3-0		0-0-1		5-1-0
4-4-0		0-2-0		0-0-0		AWAY		0-1-0		2-0-0		2-1-0
0-0-0		0-0-0		0-0-0		NEUTRAL		0-0-0		0-0-0		0-0-0
2-6-0		0-2-0		0-1-0		NON-CONFERENCE		0-1-0		0-0-0		2-2-0
2-3-0		0-0-0		0-1-0		HOME		0-1-0		0-0-0		2-1-0
0-3-0		0-2-0		0-0-		AWAY		0-0-0		0-0-0		0-1-0
0-0-0		0-0-0		0-0-0		NEUTRAL		0-0-0		0-0-0		0-0-0
7-3-1		0-0-0		0-0-0		CONFERENCE		0-3-0		2-0-1		5-0-0
3-2-1		0-0-0		0-0-0		HOME		0-2-0		0-0-1		3-0-0
4-1-0		0-0-0		0-0-0		AWAY		0-1-0		2-0-0		2-0-0
0-0-0		0-0-0		0-0-0		NEUTRAL		0-0-0		0-0-0		0-0-0
RPI S	Opponent	Score	RPI S	Opponent	Score	RPI S	Opponent	Score	RPI S	Opponent	Score	
16 A	Ohio St.	0 3	48 H	Dayton	1 3	58 A	William & Mary	1 2	110 A	Hofstra	3 2	
24 A	Boston College	0 2				68 H	Boston U.	0 3	110 H	Hofstra	2 2	
						72 H	UNC Wilmington	2 4	149 A	Delaware	2 0	
						81 H	Drexel	0 1	161 H	Brown	0 1	
									163 A	James Madison	2 0	
									204 H	George Mason	2 0	
									224 A	Cincinnati	1 2	
									238 H	Georgia St.	1 0	
									247 H	New Hampshire	3 2	
									260 H	Albany (NY)	2 0	
									273 A	Old Dominion	2 1	
									278 H	Towson	2 1	
LAST 10 GAMES												
						110 H	Hofstra	2 2	278 H	Towson	2 1	
						110 A	Hofstra	3 2	149 A	Delaware	2 0	
						273 A	Old Dominion	2 1	81 H	Drexel	0 1	
						58 A	William & Mary	1 2	163 A	James Madison	2 0	
						204 H	George Mason	2 0	72 H	UNC Wilmington	2 4	

Non-Div. I Games:

Northeastern

Average RPI Win:	218	WON-LOST RECORD	WINNING PCT. RANK	LAST 10 GAMES	STRENGTH OF SCHEDULE	OPP. STRENGTH OF SCHEDULE	TEAM RPI	ADJ RPI	CONF. RPI	ADJ CONF. RPI	
Average RPI Loss:	162										
DIV. I ONLY	11-6-3	.625	87	5-4-1	252	178	154	.49984	154	21	20
DIV. I NON-CONF.	6-2-2	.7	63	0-0-0	244	166	128	.51953	130	16	16
<hr/>											
TOTALS	RPI 1-25	RPI 26-50		W-L RECORDS	RPI 51-100		RPI 101-150		RPI 150+		
11-6-3	0-0-0	0-1-0		OVERALL	0-1-0		0-1-1		11-3-2		
5-2-2	0-0-0	0-0-0		HOME	0-0-0		0-1-1		5-1-1		
6-4-1	0-0-0	0-1-0		AWAY	0-1-0		0-0-0		6-2-1		
0-0-0	0-0-0	0-0-0		NEUTRAL	0-0-0		0-0-0		0-0-0		
<hr/>											
6-2-2	0-0-0	0-1-0		NON-CONFERENCE	0-0-0		0-0-1		6-1-1		
3-0-2	0-0-0	0-0-0		HOME	0-0-0		0-0-1		3-0-1		
3-2-0	0-0-0	0-0-		AWAY	0-0-0		0-0-0		3-1-0		
0-0-0	0-0-0	0-0-0		NEUTRAL	0-0-0		0-0-0		0-0-0		
<hr/>											
5-4-1	0-0-0	0-0-0		CONFERENCE	0-1-0		0-1-0		5-2-1		
2-2-0	0-0-0	0-0-0		HOME	0-0-0		0-1-0		2-1-0		
3-2-1	0-0-0	0-0-0		AWAY	0-1-0		0-0-0		3-1-1		
0-0-0	0-0-0	0-0-0		NEUTRAL	0-0-0		0-0-0		0-0-0		
<hr/>											
RPI S	Opponent	Score	RPI S	Opponent	Score	RPI S	Opponent	Score	RPI S	Opponent	Score
			41 A	Rutgers	0 2	68 A	Boston U.	2 3	135 H	Hartford	1 2
									150 H	Loyola Maryland	1 1
									156 H	Yale	2 1
									168 A	St. John's (NY)	3 0
									175 A	Maine	2 1
									175 H	Maine	5 1
									191 A	Army	1 0
									197 A	Rhode Island	2 3
									211 H	Temple	1 1
									225 H	Lehigh	3 1
									227 H	Binghamton	2 1
									247 A	New Hampshire	2 1
									247 A	New Hampshire	1 0
									260 A	Albany (NY)	1 4
									271 H	Vermont	1 2
									274 A	UMBC	1 1
									286 H	Manhattan	1 0
									302 A	Wagner	3 1
<hr/>											
			LAST 10 GAMES								
			175 A	Maine	2 1	175 H	Maine	5 1			
			247 A	New Hampshire	2 1	68 A	Boston U.	2 3			
			135 H	Hartford	1 2	271 H	Vermont	1 2			
			247 A	New Hampshire	1 0	227 H	Binghamton	2 1			
			274 A	UMBC	1 1	260 A	Albany (NY)	1 4			

Non-Div. I Games:

Stony Brook

Average RPI Win: 234		WON-LOST RECORD	WINNING PCT. RANK		LAST 10 GAMES	STRENGTH OF SCHEDULE	OPP. STRENGTH OF SCHEDULE	TEAM RPI	ADJ RPI	CONF. RPI	ADJ CONF. RPI	
Average RPI Loss: 181												
DIV. I ONLY		12-5-3	.675	61	4-3-3	284	250	155	.49782	155	20	21
DIV. I NON-CONF.		9-4-0	.69231	66	1-2-0	265	267	153	.49821	154	21	20
<hr/>												
TOTALS		RPI 1-25		RPI 26-50		W-L RECORDS		RPI 51-100		RPI 101-150		RPI 150+
12-5-3		0-0-0		0-0-0		OVERALL		0-0-0		1-2-0		11-3-3
9-1-1		0-0-0		0-0-0		HOME		0-0-0		0-1-0		9-0-1
3-4-2		0-0-0		0-0-0		AWAY		0-0-0		1-1-0		2-3-2
0-0-0		0-0-0		0-0-0		NEUTRAL		0-0-0		0-0-0		0-0-0
9-4-0		0-0-0		0-0-0		NON-CONFERENCE		0-0-0		1-1-0		8-3-0
7-0-0		0-0-0		0-0-0		HOME		0-0-0		0-0-0		7-0-0
2-4-0		0-0-0		0-0-		AWAY		0-0-0		1-1-0		1-3-0
0-0-0		0-0-0		0-0-0		NEUTRAL		0-0-0		0-0-0		0-0-0
3-1-3		0-0-0		0-0-0		CONFERENCE		0-0-0		0-1-0		3-0-3
2-1-1		0-0-0		0-0-0		HOME		0-0-0		0-1-0		2-0-1
1-0-2		0-0-0		0-0-0		AWAY		0-0-0		0-0-0		1-0-2
0-0-0		0-0-0		0-0-0		NEUTRAL		0-0-0		0-0-0		0-0-0
RPI	S	Opponent	Score	RPI	S	Opponent	Score	RPI	S	Opponent	Score	
										109 A	Nebraska	1 0
										114 A	Iowa St.	0 3
										119 H	Illinois St.	1 2
										169 H	Missouri St.	3 0
										177 H	Northern Ill.	2 1
										186 H	Northern Colo.	1 0
										217 A	Southeast Mo. St.	1 2
										223 A	SIU Edwardsville	0 1
										230 A	Indiana St.	0 0
										233 A	Western Ill.	0 1
										239 H	Evansville	1 0
										249 A	UNI	1 1
										255 H	UMKC	4 3
										259 H	Eastern Ill.	1 0
										265 H	North Dakota St.	2 1
										268 A	Creighton	3 2
										268 H	Creighton	0 0
										270 A	South Dakota St.	2 1
										294 H	Neb. Omaha	2 0
										318 H	South Dakota	2 1
LAST 10 GAMES												
						268 H	Creighton	0 0		239 H	Evansville	1 0
						119 H	Illinois St.	1 2		233 A	Western Ill.	0 1
						230 A	Indiana St.	0 0		249 A	UNI	1 1
						114 A	Iowa St.	0 3		169 H	Missouri St.	3 0
						268 A	Creighton	3 2		255 H	UMKC	4 3

Non-Div. I Games:

Drake

Average RPI Win: 233		WON-LOST RECORD	WINNING PCT. RANK		LAST 10 GAMES	STRENGTH OF SCHEDULE		OPP. STRENGTH OF SCHEDULE		TEAM RPI	ADJ RPI		CONF. RPI	ADJ CONF. RPI				
Average RPI Loss: 101																		
DIV. I ONLY		7-7-1	.5	150	5-4-1	151		172		156	.49749	156	10	10				
DIV. I NON-CONF.		6-3-0	.66667	75	4-0-0	185		265		125	.52159	125	11	11				
TOTALS		RPI 1-25		RPI 26-50		W-L RECORDS		RPI 51-100		RPI 101-150		RPI 150+						
7-7-1		0-0-0		0-2-0		OVERALL		0-3-0		1-0-0		6-2-1						
5-2-1		0-0-0		0-1-0		HOME		0-1-0		0-0-0		5-0-1						
2-5-0		0-0-0		0-1-0		AWAY		0-2-0		1-0-0		1-2-0						
0-0-0		0-0-0		0-0-0		NEUTRAL		0-0-0		0-0-0		0-0-0						
6-3-0		0-0-0		0-0-0		NON-CONFERENCE		0-1-0		1-0-0		5-2-0						
5-0-0		0-0-0		0-0-0		HOME		0-0-0		0-0-0		5-0-0						
1-3-0		0-0-0		0-0-		AWAY		0-1-0		1-0-0		0-2-0						
0-0-0		0-0-0		0-0-0		NEUTRAL		0-0-0		0-0-0		0-0-0						
1-4-1		0-0-0		0-2-0		CONFERENCE		0-2-0		0-0-0		1-0-1						
0-2-1		0-0-0		0-1-0		HOME		0-1-0		0-0-0		0-0-1						
1-2-0		0-0-0		0-1-0		AWAY		0-1-0		0-0-0		1-0-0						
0-0-0		0-0-0		0-0-0		NEUTRAL		0-0-0		0-0-0		0-0-0						
RPI	S	Opponent		Score		RPI	S	Opponent		Score		RPI	S	Opponent		Score		
				29	A	Dartmouth	1	3	71	A	Northwestern	0	2	135	A	Hartford	2	1
				43	H	Princeton	1	2	88	H	Penn	0	2	151	H	Fairfield	1	0
									95	A	Harvard	0	1	154	A	Stony Brook	1	2
														202	H	Columbia	1	1
														215	H	Iona	2	1
														226	A	Loyola Chicago	1	2
														246	H	Sacred Heart	3	0
														284	H	Central Conn. St.	1	0
														287	A	Cornell	1	0
														316	H	Saint Peter's	8	1
LAST 10 GAMES																		
				202	H	Columbia	1	1	95	A	Harvard	0	1					
				151	H	Fairfield	1	0	43	H	Princeton	1	2					
				88	H	Penn	0	2	284	H	Central Conn. St.	1	0					
				287	A	Cornell	1	0	215	H	Iona	2	1					
				29	A	Dartmouth	1	3	316	H	Saint Peter's	8	1					

Non-Div. I Games:

Yale

Montana

Montana

Average RPI Win: 204		WON-LOST	WINNING	LAST 10	STRENGTH OF		OPP. STRENGTH	TEAM	ADJ	CONF.	ADJ CONF.
Average RPI Loss: 95		RECORD	PCT. RANK	GAMES	SCHEDULE		OF SCHEDULE	RPI	RPI	RPI	RPI
DIV. I ONLY		5-9-4	.38889	234	3-5-2		82	132	160	.49445	158
DIV. I NON-CONF.		2-5-2	.33333	246	0-1-0		72	168	182	.4877	180
TOTALS		RPI 1-25	RPI 26-50		W-L RECORDS		RPI 51-100		RPI 101-150		RPI 150+
5-9-4	0-0-0	0-2-0		OVERALL		0-4-1		1-2-1		4-1-2	
2-3-1	0-0-0	0-2-0		HOME		0-1-0		0-0-1		2-0-0	
3-5-3	0-0-0	0-0-0		AWAY		0-2-1		1-2-0		2-1-2	
0-1-0	0-0-0	0-0-0		NEUTRAL		0-1-0		0-0-0		0-0-0	
2-5-2	0-0-0	0-1-0		NON-CONFERENCE		0-3-0		0-1-0		2-0-2	
0-2-0	0-0-0	0-1-0		HOME		0-1-0		0-0-0		0-0-0	
2-2-2	0-0-0	0-0-		AWAY		0-1-0		0-1-0		2-0-2	
0-1-0	0-0-0	0-0-0		NEUTRAL		0-1-0		0-0-0		0-0-0	
3-4-2	0-0-0	0-1-0		CONFERENCE		0-1-1		1-1-1		2-1-0	
2-1-1	0-0-0	0-1-0		HOME		0-0-0		0-0-1		2-0-0	
1-3-1	0-0-0	0-0-0		AWAY		0-1-1		1-1-0		0-1-0	
0-0-0	0-0-0	0-0-0		NEUTRAL		0-0-0		0-0-0		0-0-0	
RPI S	Opponent	Score	RPI S	Opponent	Score	RPI S	Opponent	Score	RPI S	Opponent	Score
			34 H	Denver	0 1	60 A	Butler	0 0	104 H	Saint Joseph's	1 1
			48 H	Dayton	0 1	61 H	Iowa	0 3	105 A	Charlotte	1 0
						63 A	Ole Miss	1 3	127 A	DePaul	0 2
						66 N	Fla. Gulf Coast	1 2	132 A	Richmond	0 1
						70 A	VCU	0 2	211 H	Temple	2 0
									217 A	Southeast Mo. St.	0 0
									223 A	SIU Edwardsville	1 0
									239 A	Evansville	2 0
									242 H	Xavier	3 0
									253 A	George Washington	1 4
									255 A	UMKC	1 1
LAST 10 GAMES											
			253 A	George Washington	1 4	70 A	VCU	0 2			
			105 A	Charlotte	1 0	48 H	Dayton	0 1			
			211 H	Temple	2 0	242 H	Xavier	3 0			
			104 H	Saint Joseph's	1 1	60 A	Butler	0 0			
			132 A	Richmond	0 1	127 A	DePaul	0 2			

Non-Div. I Games:

Saint Louis

Average RPI Win: 186		WON-LOST RECORD		WINNING PCT. RANK		LAST 10 GAMES		STRENGTH OF SCHEDULE		OPP. STRENGTH OF SCHEDULE		TEAM RPI		ADJ RPI		CONF. RPI		ADJ CONF. RPI	
DIV. I ONLY		6-9-3		.41667 212		3-5-2		110		108		158		.49427 159		8		8	
DIV. I NON-CONF.		4-6-1		.40909 211		1-2-0		161		130		202		.47592 201		9		9	
TOTALS		RPI 1-25		RPI 26-50		W-L RECORDS		RPI 51-100		RPI 101-150		RPI 150+							
6-9-3		0-2-0		0-1-0		OVERALL		1-1-1		1-2-2		4-3-0							
2-2-3		0-0-0		0-1-0		HOME		0-1-1		0-0-2		2-0-0							
4-7-0		0-2-0		0-0-0		AWAY		1-0-0		1-2-0		2-3-0							
0-0-0		0-0-0		0-0-0		NEUTRAL		0-0-0		0-0-0		0-0-0							
4-6-1		0-1-0		0-1-0		NON-CONFERENCE		1-0-0		0-1-1		3-3-0							
2-1-1		0-0-0		0-1-0		HOME		0-0-0		0-0-1		2-0-0							
2-5-0		0-1-0		0-0-		AWAY		1-0-0		0-1-0		1-3-0							
0-0-0		0-0-0		0-0-0		NEUTRAL		0-0-0		0-0-0		0-0-0							
2-3-2		0-1-0		0-0-0		CONFERENCE		0-1-1		1-1-1		1-0-0							
0-1-2		0-0-0		0-0-0		HOME		0-1-1		0-0-1		0-0-0							
2-2-0		0-1-0		0-0-0		AWAY		0-0-0		1-1-0		1-0-0							
0-0-0		0-0-0		0-0-0		NEUTRAL		0-0-0		0-0-0		0-0-0							
RPI	S	Opponent		Score		RPI	S	Opponent		Score		RPI	S	Opponent		Score			
5	A	San Diego St.		0	3	27	H	California		0	3	75	H	UNLV		0	0		
25	A	Texas Tech		0	1							83	A	TCU		1	0		
												89	H	New Mexico		0	1		
														108 H Cal Poly		1	1		
														121 A Boise St.		0	1		
														139 A Gonzaga		0	3		
														141 H Fresno St.		0	0		
														146 A Wyoming		1	0		
														162 A San Francisco		0	2		
														172 H Hawaii		2	0		
														209 A UC Davis		1	2		
														213 A Air Force		1	0		
														248 A San Jose St.		1	0		
														252 H Weber St.		3	2		
														261 A Sacramento St.		1	2		
LAST 10 GAMES																			
						121	A	Boise St.		0	1	89	H	New Mexico		0	1		
						141	H	Fresno St.		0	0	139	A	Gonzaga		0	3		
						75	H	UNLV		0	0	5	A	San Diego St.		0	3		
						213	A	Air Force		1	0	27	H	California		0	3		
						146	A	Wyoming		1	0	252	H	Weber St.		3	2		

Non-Div. I Games:

Nevada

Average RPI Win:	219	WON-LOST	WINNING	LAST 10	STRENGTH OF	OPP. STRENGTH	TEAM	ADJ	CONF.	ADJ CONF.		
Average RPI Loss:	161	RECORD	PCT. RANK	GAMES	SCHEDULE	OF SCHEDULE	RPI	RPI	RPI	RPI		
DIV. I ONLY	10-8-1	.55263	126	6-3-1	208	192	161	.49386	160	18	18	
DIV. I NON-CONF.	3-4-0	.42857	206	0-0-0	203	148	213	.46546	212	19	18	
<hr/>												
TOTALS	RPI 1-25	RPI 26-50		W-L RECORDS		RPI 51-100		RPI 101-150		RPI 150+		
10-8-1	0-0-0	0-0-0		OVERALL		0-2-0		1-2-1		9-4-0		
5-4-0	0-0-0	0-0-0		HOME		0-1-0		1-1-0		4-2-0		
5-4-1	0-0-0	0-0-0		AWAY		0-1-0		0-1-1		5-2-0		
0-0-0	0-0-0	0-0-0		NEUTRAL		0-0-0		0-0-0		0-0-0		
<hr/>												
3-4-0	0-0-0	0-0-0		NON-CONFERENCE		0-0-0		1-2-0		2-2-0		
1-1-0	0-0-0	0-0-0		HOME		0-0-0		1-1-0		0-0-0		
2-3-0	0-0-0	0-0-		AWAY		0-0-0		0-1-0		2-2-0		
0-0-0	0-0-0	0-0-0		NEUTRAL		0-0-0		0-0-0		0-0-0		
<hr/>												
7-4-1	0-0-0	0-0-0		CONFERENCE		0-2-0		0-0-1		7-2-0		
4-3-0	0-0-0	0-0-0		HOME		0-1-0		0-0-0		4-2-0		
3-1-1	0-0-0	0-0-0		AWAY		0-1-0		0-0-1		3-0-0		
0-0-0	0-0-0	0-0-0		NEUTRAL		0-0-0		0-0-0		0-0-0		
<hr/>												
RPI	S	Opponent	Score	RPI	S	Opponent	Score	RPI	S	Opponent	Score	
								74	H	UNC Greensboro	2	3
								98	A	Furman	0	1
								113	A	Clemson	0	1
								122	H	High Point	1	2
								123	H	Longwood	3	0
								128	A	Samford	1	1
								180	H	Davidson	1	0
								187	A	North Carolina St.	1	3
								189	A	Belmont	1	0
								196	H	Col. of Charleston	2	1
								205	H	Ga. Southern	1	0
								210	A	Austin Peay	1	3
								220	A	Elon	2	1
								220	H	Elon	0	1
								222	H	Western Caro.	1	0
								264	H	Citadel	2	3
								269	A	Wofford	3	0
								275	A	UNC Asheville	4	2
308	A	Chattanooga	2	1								
<hr/>												
LAST 10 GAMES												
220	H	Elon	0	1	269	A	Wofford	3	0			
222	H	Western Caro.	1	0	128	A	Samford	1	1			
196	H	Col. of Charleston	2	1	308	A	Chattanooga	2	1			
264	H	Citadel	2	3	180	H	Davidson	1	0			
98	A	Furman	0	1	205	H	Ga. Southern	1	0			

Non-Div. I Games:

Appalachian St.



Average RPI Win: 215		WON-LOST	WINNING	LAST 10	STRENGTH OF		OPP. STRENGTH	TEAM	ADJ		CONF.	ADJ CONF.								
Average RPI Loss: 91		RECORD	PCT. RANK	GAMES	SCHEDULE		OF SCHEDULE	RPI	RPI		RPI	RPI								
DIV. I ONLY		7-8-0	.46667	187	3-7-0		158	117	163	.49301	161	10	10							
DIV. I NON-CONF.		6-1-0	.85714	18	2-0-0		248	177	83	.55618	83	11	11							
<hr/>																				
TOTALS		RPI 1-25		RPI 26-50		W-L RECORDS		RPI 51-100		RPI 101-150		RPI 150+								
7-8-0		0-0-0		0-3-0		OVERALL		0-3-0		1-1-0		6-1-0								
4-3-0		0-0-0		0-1-0		HOME		0-1-0		1-0-0		3-1-0								
3-5-0		0-0-0		0-2-0		AWAY		0-2-0		0-1-0		3-0-0								
0-0-0		0-0-0		0-0-0		NEUTRAL		0-0-0		0-0-0		0-0-0								
<hr/>																				
6-1-0		0-0-0		0-0-0		NON-CONFERENCE		0-0-0		1-1-0		5-0-0								
3-0-0		0-0-0		0-0-0		HOME		0-0-0		1-0-0		2-0-0								
3-1-0		0-0-0		0-0-		AWAY		0-0-0		0-1-0		3-0-0								
0-0-0		0-0-0		0-0-0		NEUTRAL		0-0-0		0-0-0		0-0-0								
<hr/>																				
1-7-0		0-0-0		0-3-0		CONFERENCE		0-3-0		0-0-0		1-1-0								
1-3-0		0-0-0		0-1-0		HOME		0-1-0		0-0-0		1-1-0								
0-4-0		0-0-0		0-2-0		AWAY		0-2-0		0-0-0		0-0-0								
0-0-0		0-0-0		0-0-0		NEUTRAL		0-0-0		0-0-0		0-0-0								
<hr/>																				
RPI	S	Opponent		Score		RPI	S	Opponent		Score		RPI	S	Opponent		Score				
				29	A	Dartmouth	1		2	88	A	Penn	0		1	131	H	Massachusetts	1	0
				29	H	Dartmouth	0		1	95	A	Harvard	0		1	144	A	Providence	2	3
				43	A	Princeton	0		2	95	H	Harvard	1		4	153	A	Northeastern	1	0
																168	A	St. John's (NY)	3	0
																202	H	Columbia	0	2
																246	H	Sacred Heart	1	0
																247	H	New Hampshire	1	0
																271	A	Vermont	1	0
																287	H	Cornell	1	0
<hr/>																				
LAST 10 GAMES																				
				88	A	Penn	0		1	43	A	Princeton	0		2					
				95	A	Harvard	0		1	202	H	Columbia	0		2					
				287	H	Cornell	1		0	29	A	Dartmouth	1		2					
				95	H	Harvard	1		4	131	H	Massachusetts	1		0					
				29	H	Dartmouth	0		1	246	H	Sacred Heart	1		0					

Non-Div. I Games:

Brown

Average RPI Win:		204	WON-LOST RECORD		WINNING PCT. RANK		LAST 10 GAMES		STRENGTH OF SCHEDULE		OPP. STRENGTH OF SCHEDULE		TEAM RPI		ADJ RPI		CONF. RPI		ADJ CONF. RPI				
Average RPI Loss:		98																					
DIV. I ONLY			7-7-4	.5	150	4-5-1			188	105	159	.4929	162	6	6								
DIV. I NON-CONF.			5-3-3	.59091	115	2-1-0			269	186	201	.47539	203	5	5								
TOTALS		RPI 1-25		RPI 26-50		W-L RECORDS		RPI 51-100		RPI 101-150		RPI 150+											
7-7-4		0-2-1		0-1-0		OVERALL		0-2-0		1-0-1		6-2-2											
5-2-3		0-1-1		0-0-0		HOME		0-1-0		0-0-1		4-0-1											
2-5-1		0-1-0		0-1-0		AWAY		0-1-0		0-0-0		2-2-1											
0-0-0		0-0-0		0-0-0		NEUTRAL		0-0-0		0-0-0		0-0-0											
5-3-3		0-0-0		0-1-0		NON-CONFERENCE		0-0-0		0-0-1		5-2-2											
4-0-2		0-0-0		0-0-0		HOME		0-0-0		0-0-1		4-0-1											
1-3-1		0-0-0		0-0-		AWAY		0-0-0		0-0-0		1-2-1											
0-0-0		0-0-0		0-0-0		NEUTRAL		0-0-0		0-0-0		0-0-0											
2-4-1		0-2-1		0-0-0		CONFERENCE		0-2-0		1-0-0		1-0-0											
1-2-1		0-1-1		0-0-0		HOME		0-1-0		1-0-0		0-0-0											
1-2-0		0-1-0		0-0-0		AWAY		0-1-0		0-0-0		1-0-0											
0-0-0		0-0-0		0-0-0		NEUTRAL		0-0-0		0-0-0		0-0-0											
RPI	S	Opponent		Score		RPI	S	Opponent		Score		RPI	S	Opponent		Score							
6	A	BYU		1	3	27	A	California		0	3	76	A	Loyola Marymount		0	1	139	H	Gonzaga		2	0
7	H	Santa Clara		2	2							77	H	San Diego		0	2	141	H	Fresno St.		1	1
23	H	Pepperdine		1	2													159	H	Nevada		2	0
																		179	H	Valparaiso		1	0
																		193	A	UC Santa Barbara		1	3
																		198	A	St. Mary's (CA)		2	0
																		232	A	UC Riverside		1	0
																		248	A	San Jose St.		1	1
																		251	H	Northern Ariz.		1	1
																		257	H	Pacific		1	0
																		261	H	Sacramento St.		4	1
																		282	A	CSU Bakersfield		1	2
												</											

Non-Div. I Games:

San Francisco

Average RPI Win: 220		WON-LOST RECORD		WINNING PCT. RANK		LAST 10 GAMES		STRENGTH OF SCHEDULE		OPP. STRENGTH OF SCHEDULE		TEAM RPI		ADJ RPI		CONF. RPI		ADJ CONF. RPI	
DIV. I ONLY		7-11-0		.38889 234		5-5-0		95		121		165		.49189 163		13		13	
DIV. I NON-CONF.		2-6-0		.25 270		0-0-0		30		85		159		.49701 158		13		13	
TOTALS		RPI 1-25		RPI 26-50		W-L RECORDS		RPI 51-100		RPI 101-150		RPI 150+							
7-11-0		0-1-0		0-1-0		OVERALL		0-5-0		1-3-0		6-1-0							
4-5-0		0-0-0		0-1-0		HOME		0-1-0		1-2-0		3-1-0							
3-5-0		0-1-0		0-0-0		AWAY		0-4-0		0-0-0		3-0-0							
0-1-0		0-0-0		0-0-0		NEUTRAL		0-0-0		0-1-0		0-0-0							
2-6-0		0-1-0		0-1-0		NON-CONFERENCE		0-2-0		0-2-0		2-0-0							
2-2-0		0-0-0		0-1-0		HOME		0-0-0		0-1-0		2-0-0							
0-3-0		0-1-0		0-0-		AWAY		0-2-0		0-0-0		0-0-0							
0-1-0		0-0-0		0-0-0		NEUTRAL		0-0-0		0-1-0		0-0-0							
5-5-0		0-0-0		0-0-0		CONFERENCE		0-3-0		1-1-0		4-1-0							
2-3-0		0-0-0		0-0-0		HOME		0-1-0		1-1-0		1-1-0							
3-2-0		0-0-0		0-0-0		AWAY		0-2-0		0-0-0		3-0-0							
0-0-0		0-0-0		0-0-0		NEUTRAL		0-0-0		0-0-0		0-0-0							
RPI	S	Opponent		Score		RPI	S	Opponent		Score		RPI	S	Opponent		Score			
8	A	Virginia		1	4	30	H	Georgetown		0	1	58	A	William & Mary		0	2		
												72	A	UNC Wilmington		1	3		
												81	H	Drexel		1	2		
												82	A	Navy		2	3		
												88	A	Penn		1	2		
												105	H	Charlotte		0	1		
												110	H	Hofstra		1	3		
												132	N	Richmond		0	1		
												149	H	Delaware		2	1		
												153	H	Northeastern		0	2		
												188	H	Marshall		2	1		
												204	H	George Mason		1	0		
												211	H	Temple		2	0		
												238	A	Georgia St.		3	0		
												273	A	Old Dominion		5	0		
												278	A	Towson		1	0		
LAST 10 GAMES																			

Non-Div. I Games:

James Madison

Average RPI Win: 262		WON-LOST	WINNING	LAST 10	STRENGTH OF		OPP. STRENGTH	TEAM	ADJ		CONF.	ADJ CONF.
Average RPI Loss: 106		RECORD	PCT. RANK	GAMES	SCHEDULE		OF SCHEDULE	RPI	RPI		RPI	RPI
DIV. I ONLY		11-7-1	.60526	97	241		253	166	.49175		164	16
DIV. I NON-CONF.		6-3-0	.66667	75	287		299	198	.47927		197	17
TOTALS		RPI 1-25	RPI 26-50		W-L RECORDS		RPI 51-100		RPI 101-150		RPI 150+	
11-7-1		0-0-0	0-0-0		OVERALL		0-5-0		1-1-0		10-1-1	
7-2-0		0-0-0	0-0-0		HOME		0-2-0		1-0-0		6-0-0	
4-5-1		0-0-0	0-0-0		AWAY		0-3-0		0-1-0		4-1-1	
0-0-0		0-0-0	0-0-0		NEUTRAL		0-0-0		0-0-0		0-0-0	
6-3-0		0-0-0	0-0-0		NON-CONFERENCE		0-2-0		1-0-0		5-1-0	
4-0-0		0-0-0	0-0-0		HOME		0-0-0		1-0-0		3-0-0	
2-3-0		0-0-0	0-0-		AWAY		0-2-0		0-0-0		2-1-0	
0-0-0		0-0-0	0-0-0		NEUTRAL		0-0-0		0-0-0		0-0-0	
5-4-1		0-0-0	0-0-0		CONFERENCE		0-3-0		0-1-0		5-0-1	
3-2-0		0-0-0	0-0-0		HOME		0-2-0		0-0-0		3-0-0	
2-2-1		0-0-0	0-0-0		AWAY		0-1-0		0-1-0		2-0-1	
0-0-0		0-0-0	0-0-0		NEUTRAL		0-0-0		0-0-0		0-0-0	
RPI S	Opponent	Score	RPI S	Opponent	Score	RPI S	Opponent	Score	RPI S	Opponent	Score	
						56 H	North Texas	1 2	107 A	Western Ky.	0 2	
						78 A	Middle Tenn.	1 2	143 H	UT Martin	4 1	
						80 A	Memphis	0 4	176 A	Troy	2 1	
						90 H	FIU	1 3	216 A	South Ala.	0 0	
						94 A	Indiana	0 3	234 H	Central Ark.	2 0	
									235 A	Southern Miss.	0 2	
									241 H	La.-Lafayette	2 0	
									272 H	Fla. Atlantic	5 4	
									285 A	UALR	3 1	
									293 A	Murray St.	1 0	
									300 H	Jackson St.	4 0	
									301 H	La.-Monroe	3 0	
									319 H	Ark.-Pine Bluff	6 0	
									322 A	Grambling	6 2	
LAST 10 GAMES												
						285 A	UALR	3 1	176 A	Troy	2 1	
						272 H	Fla. Atlantic	5 4	241 H	La.-Lafayette	2 0	
						90 H	FIU	1 3	301 H	La.-Monroe	3 0	
						56 H	North Texas	1 2	78 A	Middle Tenn.	1 2	
						216 A	South Ala.	0 0	107 A	Western Ky.	0 2	

Non-Div. I Games:

Arkansas St.

Average RPI Win:	242	WON-LOST	WINNING	LAST 10	STRENGTH OF	OPP. STRENGTH	TEAM	ADJ	CONF.	ADJ CONF.	
Average RPI Loss:	137	RECORD	PCT. RANK	GAMES	SCHEDULE	OF SCHEDULE	RPI	RPI	RPI	RPI	
DIV. I ONLY	10-8-1	.55263	126	4-6-0	196	247	167	.49173	165	24	24
DIV. I NON-CONF.	5-1-1	.78571	32	0-0-0	154	183	66	.56878	69	26	26
<hr/>											
TOTALS	RPI 1-25	RPI 26-50		W-L RECORDS		RPI 51-100		RPI 101-150		RPI 150+	
10-8-1	0-0-0	0-0-0		OVERALL		1-1-0		0-4-0		9-3-1	
4-4-1	0-0-0	0-0-0		HOME		1-0-0		0-2-0		3-2-1	
4-4-0	0-0-0	0-0-0		AWAY		0-1-0		0-2-0		4-1-0	
2-0-0	0-0-0	0-0-0		NEUTRAL		0-0-0		0-0-0		2-0-0	
<hr/>											
5-1-1	0-0-0	0-0-0		NON-CONFERENCE		1-1-0		0-0-0		4-0-1	
2-0-1	0-0-0	0-0-0		HOME		1-0-0		0-0-0		1-0-1	
1-1-0	0-0-0	0-0-		AWAY		0-1-0		0-0-0		1-0-0	
2-0-0	0-0-0	0-0-0		NEUTRAL		0-0-0		0-0-0		2-0-0	
<hr/>											
5-7-0	0-0-0	0-0-0		CONFERENCE		0-0-0		0-4-0		5-3-0	
2-4-0	0-0-0	0-0-0		HOME		0-0-0		0-2-0		2-2-0	
3-3-0	0-0-0	0-0-0		AWAY		0-0-0		0-2-0		3-1-0	
0-0-0	0-0-0	0-0-0		NEUTRAL		0-0-0		0-0-0		0-0-0	
<hr/>											
RPI	S	Opponent	Score	RPI	S	Opponent	Score	RPI	S	Opponent	Score
						72 A	UNC Wilmington	0		117 A	Radford
						87 H	East Carolina	2	1		
										117 A	Radford
										122 H	High Point
										123 H	Longwood
										166 H	Winthrop
										174 H	Liberty
										188 H	Marshall
										203 A	Coastal Caro.
										220 N	Elon
										222 A	Western Caro.
										241 N	La.-Lafayette
										244 H	Francis Marion
										263 A	Charleston So.
										275 H	UNC Asheville
										298 H	Presbyterian
										307 A	Gardner-Webb
										320 A	VMI
<hr/>											
LAST 10 GAMES											
						117 A	Radford	0	1	123 H	Longwood
						122 H	High Point	0	2	298 H	Presbyterian
						263 A	Charleston So.	1	0	275 H	UNC Asheville
						203 A	Coastal Caro.	0	2	166 H	Winthrop
						174 H	Liberty	1	2	307 A	Gardner-Webb

Non-Div. I Games:

Campbell

Average RPI Win:	258	WON-LOST	WINNING	LAST 10	STRENGTH OF	OPP. STRENGTH	TEAM	ADJ	CONF.	ADJ CONF.		
Average RPI Loss:	170	RECORD	PCT. RANK	GAMES	SCHEDULE	OF SCHEDULE	RPI	RPI	RPI	RPI		
DIV. I ONLY	11-6-2	.63158	81	6-2-2	261	252	164	.49148	166	24	24	
DIV. I NON-CONF.	3-4-0	.42857	206	0-0-0	284	239	257	.42629	254	26	26	
<hr/>												
TOTALS	RPI 1-25	RPI 26-50		W-L RECORDS		RPI 51-100		RPI 101-150		RPI 150+		
11-6-2	0-0-0	0-0-0		OVERALL		0-0-0		0-3-2		11-3-0		
7-1-2	0-0-0	0-0-0		HOME		0-0-0		0-0-2		7-1-0		
4-5-0	0-0-0	0-0-0		AWAY		0-0-0		0-3-0		4-2-0		
0-0-0	0-0-0	0-0-0		NEUTRAL		0-0-0		0-0-0		0-0-0		
<hr/>												
3-4-0	0-0-0	0-0-0		NON-CONFERENCE		0-0-0		0-2-0		3-2-0		
2-1-0	0-0-0	0-0-0		HOME		0-0-0		0-0-0		2-1-0		
1-3-0	0-0-0	0-0-		AWAY		0-0-0		0-2-0		1-1-0		
0-0-0	0-0-0	0-0-0		NEUTRAL		0-0-0		0-0-0		0-0-0		
<hr/>												
8-2-2	0-0-0	0-0-0		CONFERENCE		0-0-0		0-1-2		8-1-0		
5-0-2	0-0-0	0-0-0		HOME		0-0-0		0-0-2		5-0-0		
3-2-0	0-0-0	0-0-0		AWAY		0-0-0		0-1-0		3-1-0		
0-0-0	0-0-0	0-0-0		NEUTRAL		0-0-0		0-0-0		0-0-0		
<hr/>												
RPI	S	Opponent	Score	RPI	S	Opponent	Score	RPI	S	Opponent	Score	
								113	A	Clemson	1	2
								117	H	Radford	1	1
								120	A	East Tenn. St.	2	4
								122	H	High Point	3	3
								123	A	Longwood	1	2
								165	A	Campbell	1	0
								174	A	Liberty	0	2
								203	H	Coastal Caro.	3	2
								203	H	Coastal Caro.	3	0
								222	H	Western Caro.	1	2
								244	H	Francis Marion	2	0
								263	H	Charleston So.	4	0
								264	H	Citadel	1	0
								269	A	Wofford	1	2
								275	A	UNC Asheville	3	1
								296	A	South Carolina St.	2	1
								298	A	Presbyterian	4	0
								307	H	Gardner-Webb	5	0
								320	H	VMI	6	1
								LAST 10 GAMES				

Non-Div. I Games:

Winthrop

Average RPI Win: 223		WON-LOST	WINNING	LAST 10	STRENGTH OF	OPP. STRENGTH	TEAM	ADJ	CONF.	ADJ CONF.					
Average RPI Loss: 139		RECORD	PCT. RANK	GAMES	SCHEDULE	OF SCHEDULE	RPI	RPI	RPI	RPI					
DIV. I ONLY		8-7-5	.525	148	3-4-3	187	169	162	.49107	167	14	14			
DIV. I NON-CONF.		3-3-2	.5	153	0-0-0	259	202	218	.458	220	15	15			
<hr/>															
TOTALS		RPI 1-25		RPI 26-50		W-L RECORDS		RPI 51-100		RPI 101-150		RPI 150+			
8-7-5		0-0-0		0-1-0		OVERALL		0-1-1		1-2-0		7-3-4			
7-3-1		0-0-0		0-1-0		HOME		0-1-0		1-0-0		6-1-1			
1-4-3		0-0-0		0-0-0		AWAY		0-0-1		0-2-0		1-2-2			
0-0-1		0-0-0		0-0-0		NEUTRAL		0-0-0		0-0-0		0-0-1			
<hr/>															
3-3-2		0-0-0		0-0-0		NON-CONFERENCE		0-1-0		0-0-0		3-2-2			
3-2-0		0-0-0		0-0-0		HOME		0-1-0		0-0-0		3-1-0			
0-1-1		0-0-0		0-0-		AWAY		0-0-0		0-0-0		0-1-1			
0-0-1		0-0-0		0-0-0		NEUTRAL		0-0-0		0-0-0		0-0-1			
<hr/>															
5-4-3		0-0-0		0-1-0		CONFERENCE		0-0-1		1-2-0		4-1-2			
4-1-1		0-0-0		0-1-0		HOME		0-0-0		1-0-0		3-0-1			
1-3-2		0-0-0		0-0-0		AWAY		0-0-1		0-2-0		1-1-1			
0-0-0		0-0-0		0-0-0		NEUTRAL		0-0-0		0-0-0		0-0-0			
<hr/>															
RPI	S	Opponent	Score	RPI	S	Opponent	Score	RPI	S	Opponent	Score				
				35	H	Central Mich.	0 2	52	A	Miami (OH)	1 1	101	A	Kent St.	0 4
								60	H	Butler	1 2	101	A	Kent St.	0 2
												124	H	Eastern Mich.	1 0
												170	N	Detroit	1 1
												172	A	Hawaii	1 1
												177	A	Northern Ill.	1 0
												182	H	IPFW	1 0
												183	A	Toledo	1 2
												188	A	Marshall	1 3
												190	A	Ohio	1 1
												214	H	Western Mich.	0 0
												242	H	Xavier	2 1
												243	H	Akron	2 1
												254	H	Buffalo	2 1
												267	H	Northern Ky.	2 1
												292	H	Bowling Green	1 0
												303	H	IUPUI	0 1
<hr/>															
LAST 10 GAMES															
				101	A	Kent St.	0 4	183	A	Toledo	1 2				
				52	A	Miami (OH)	1 1	214	H	Western Mich.	0 0				
				35	H	Central Mich.	0 2	124	H	Eastern Mich.	1 0				
				292	H	Bowling Green	1 0	190	A	Ohio	1 1				
				177	A	Northern Ill.	1 0	101	A	Kent St.	0 2				

Non-Div. I Games:

Ball St.

Average RPI Win:	158	WON-LOST	WINNING	LAST 10	STRENGTH OF	OPP. STRENGTH	TEAM	ADJ	CONF.	ADJ CONF.				
Average RPI Loss:	96	RECORD	PCT. RANK	GAMES	SCHEDULE	OF SCHEDULE	RPI	RPI	RPI	RPI				
DIV. I ONLY		6-10-1	.38235	241	2-7-1	116	75	168	.49077	168	7	7		
DIV. I NON-CONF.		4-3-0	.57143	120	0-0-0	126	101	108	.53084	110	7	7		
<hr/>														
TOTALS	RPI 1-25	RPI 26-50		W-L RECORDS		RPI 51-100		RPI 101-150		RPI 150+				
6-10-1	0-2-0	1-1-0		OVERALL		0-3-0		2-1-1		3-3-0				
4-4-1	0-0-0	1-0-0		HOME		0-1-0		1-1-1		2-2-0				
2-6-0	0-2-0	0-1-0		AWAY		0-2-0		1-0-0		1-1-0				
0-0-0	0-0-0	0-0-0		NEUTRAL		0-0-0		0-0-0		0-0-0				
<hr/>														
4-3-0	0-1-0	0-0-0		NON-CONFERENCE		0-0-0		1-0-0		3-2-0				
2-2-0	0-0-0	0-0-0		HOME		0-0-0		0-0-0		2-2-0				
2-1-0	0-1-0	0-0-		AWAY		0-0-0		1-0-0		1-0-0				
0-0-0	0-0-0	0-0-0		NEUTRAL		0-0-0		0-0-0		0-0-0				
<hr/>														
2-7-1	0-1-0	1-1-0		CONFERENCE		0-3-0		1-1-1		0-1-0				
2-2-1	0-0-0	1-0-0		HOME		0-1-0		1-1-1		0-0-0				
0-5-0	0-1-0	0-1-0		AWAY		0-2-0		0-0-0		0-1-0				
0-0-0	0-0-0	0-0-0		NEUTRAL		0-0-0		0-0-0		0-0-0				
<hr/>														
RPI	S	Opponent	Score		RPI	S	Opponent	Score		RPI	S	Opponent	Score	
3	A	Penn St.	0	5	39	A	Louisville	0	6	53	A	South Fla.	0	2
22	A	Marquette	0	3	41	H	Rutgers	1	0	67	H	Connecticut	1	5
										91	A	Syracuse	0	3
										116	H	Pittsburgh	2	2
										140	H	Seton Hall	4	0
										144	H	Providence	0	2
										145	A	Fordham	2	0
										154	H	Stony Brook	0	3
										161	H	Brown	0	3
										202	A	Columbia	2	1
										204	H	George Mason	2	0
										213	H	Air Force	2	1
224	A	Cincinnati	0	1										
<hr/>														
LAST 10 GAMES														
91	A	Syracuse	0	3	41	H	Rutgers	1	0					
53	A	South Fla.	0	2	39	A	Louisville	0	6					
22	A	Marquette	0	3	224	A	Cincinnati	0	1					
116	H	Pittsburgh	2	2	67	H	Connecticut	1	5					
140	H	Seton Hall	4	0	144	H	Providence	0	2					

Non-Div. I Games:

St. John's (NY)



Average RPI Win:	248	WON-LOST	WINNING	LAST 10	STRENGTH OF	OPP. STRENGTH	TEAM	ADJ	CONF.	ADJ CONF.					
Average RPI Loss:	108	RECORD	PCT. RANK	GAMES	SCHEDULE	OF SCHEDULE	RPI	RPI	RPI	RPI					
DIV. I ONLY	8-8-2	.5	150	5-3-2	168	207	169	.49057	169	20	21				
DIV. I NON-CONF.	6-5-1	.54167	151	3-0-1	167	184	144	.50499	144	21	20				
<hr/>															
TOTALS	RPI 1-25	RPI 26-50		W-L RECORDS		RPI 51-100		RPI 101-150		RPI 150+					
8-8-2	0-0-0	0-0-0		OVERALL		0-5-0		1-1-0		7-2-2					
5-2-2	0-0-0	0-0-0		HOME		0-1-0		0-0-0		5-1-2					
3-6-0	0-0-0	0-0-0		AWAY		0-4-0		1-1-0		2-1-0					
0-0-0	0-0-0	0-0-0		NEUTRAL		0-0-0		0-0-0		0-0-0					
<hr/>															
6-5-1	0-0-0	0-0-0		NON-CONFERENCE		0-5-0		1-0-0		5-0-1					
4-1-1	0-0-0	0-0-0		HOME		0-1-0		0-0-0		4-0-1					
2-4-0	0-0-0	0-0-		AWAY		0-4-0		1-0-0		1-0-0					
0-0-0	0-0-0	0-0-0		NEUTRAL		0-0-0		0-0-0		0-0-0					
<hr/>															
2-3-1	0-0-0	0-0-0		CONFERENCE		0-0-0		0-1-0		2-2-1					
1-1-1	0-0-0	0-0-0		HOME		0-0-0		0-0-0		1-1-1					
1-2-0	0-0-0	0-0-0		AWAY		0-0-0		0-1-0		1-1-0					
0-0-0	0-0-0	0-0-0		NEUTRAL		0-0-0		0-0-0		0-0-0					
<hr/>															
RPI	S	Opponent	Score	RPI	S	Opponent	Score	RPI	S	Opponent	Score				
				56		H	North Texas	0	1	119		A	Illinois St.	0	1
				64		A	Kansas	1	4	134		A	Oral Roberts	3	1
				65		A	Arkansas	0	1	155		A	Drake	0	3
				84		A	Tulsa	1	2	223		H	SIU Edwardsville	0	0
				94		A	Indiana	1	4	230		H	Indiana St.	0	1
										233		H	Western Ill.	1	0
										239		H	Evansville	0	0
										249		A	UNI	3	1
										255		A	UMKC	2	1
										265		H	North Dakota St.	1	0
										268		H	Creighton	1	0
										285		H	UALR	5	0
										294		H	Neb. Omaha	3	0
<hr/>															
				LAST 10 GAMES											
230				H	Indiana St.	0	1	255				A	UMKC	2	1
119				A	Illinois St.	0	1	155				A	Drake	0	3
268				H	Creighton	1	0	265				H	North Dakota St.	1	0
249				A	UNI	3	1	233				H	Western Ill.	1	0
239				H	Evansville	0	0	223				H	SIU Edwardsville	0	0

Non-Div. I Games:

Missouri St.

Average RPI Win: 255		WON-LOST RECORD		WINNING PCT. RANK		LAST 10 GAMES		STRENGTH OF SCHEDULE		OPP. STRENGTH OF SCHEDULE		TEAM RPI		ADJ RPI		CONF. RPI		ADJ CONF. RPI	
DIV. I ONLY		7-6-1		.53571 136		6-3-0		198		203		170		.49037 170		23		23	
DIV. I NON-CONF.		2-4-1		.35714 238		1-1-0		183		149		227		.45441 227		23		23	
TOTALS		RPI 1-25		RPI 26-50		W-L RECORDS		RPI 51-100		RPI 101-150		RPI 150+							
7-6-1		0-1-0		0-1-0		OVERALL		0-0-0		0-2-0		7-2-1							
5-2-0		0-0-0		0-1-0		HOME		0-0-0		0-1-0		5-0-0							
2-4-0		0-1-0		0-0-0		AWAY		0-0-0		0-1-0		2-2-0							
0-0-1		0-0-0		0-0-0		NEUTRAL		0-0-0		0-0-0		0-0-1							
2-4-1		0-1-0		0-1-0		NON-CONFERENCE		0-0-0		0-1-0		2-1-1							
2-1-0		0-0-0		0-1-0		HOME		0-0-0		0-0-0		2-0-0							
0-3-0		0-1-0		0-0-		AWAY		0-0-0		0-1-0		0-1-0							
0-0-1		0-0-0		0-0-0		NEUTRAL		0-0-0		0-0-0		0-0-1							
5-2-0		0-0-0		0-0-0		CONFERENCE		0-0-0		0-1-0		5-1-0							
3-1-0		0-0-0		0-0-0		HOME		0-0-0		0-1-0		3-0-0							
2-1-0		0-0-0		0-0-0		AWAY		0-0-0		0-0-0		2-1-0							
0-0-0		0-0-0		0-0-0		NEUTRAL		0-0-0		0-0-0		0-0-0							
RPI	S	Opponent		Score		RPI	S	Opponent		Score		RPI	S	Opponent		Score			
21	A	Michigan		0 1		35	H	Central Mich.		0 1		138	H	Milwaukee		0 2			
												148	A	Oakland		2 3			
												152	A	Wright St.		1 0			
												167	N	Ball St.		1 1			
												172	A	Hawaii		1 2			
												179	A	Valparaiso		0 1			
												226	H	Loyola Chicago		1 0			
												240	H	Youngstown St.		2 0			
												277	A	Green Bay		1 0			
												291	H	Cleveland St.		2 0			
												299	H	Canisius		4 0			
												303	H	IUPUI		2 0			
						LAST 10 GAMES													
						240	H	Youngstown St.		2 0		138	H	Milwaukee		0 2			
						291	H	Cleveland St.		2 0		277	A	Green Bay		1 0			
						152	A	Wright St.		1 0		303	H	IUPUI		2 0			
						179	A	Valparaiso		0 1		172	A	Hawaii		1 2			
						226	H	Loyola Chicago		1 0		167	N	Ball St.		1 1			

Non-Div. I Games: Marygrove 3 0 Madonna 3 0

Detroit

Average RPI Win: 246		WON-LOST RECORD		WINNING PCT. RANK		LAST 10 GAMES		STRENGTH OF SCHEDULE		OPP. STRENGTH OF SCHEDULE		TEAM RPI		ADJ RPI		CONF. RPI		ADJ CONF. RPI	
DIV. I ONLY		8-9-2		.47368 170		6-3-1		138		226		172		.48968 171		22		22	
DIV. I NON-CONF.		2-6-1		.27778 266		0-0-0		98		235		222		.45785 221		20		21	
TOTALS		RPI 1-25		RPI 26-50		W-L RECORDS		RPI 51-100		RPI 101-150		RPI 150+							
8-9-2		0-1-0		0-0-0		OVERALL		1-2-0		1-5-1		6-1-1							
5-3-1		0-0-0		0-0-0		HOME		1-1-0		0-1-1		4-1-0							
3-6-1		0-1-0		0-0-0		AWAY		0-1-0		1-4-0		2-0-1							
0-0-0		0-0-0		0-0-0		NEUTRAL		0-0-0		0-0-0		0-0-0							
2-6-1		0-1-0		0-0-0		NON-CONFERENCE		0-2-0		0-2-0		2-1-1							
2-2-0		0-0-0		0-0-0		HOME		0-1-0		0-0-0		2-1-0							
0-4-1		0-1-0		0-0-		AWAY		0-1-0		0-2-0		0-0-1							
0-0-0		0-0-0		0-0-0		NEUTRAL		0-0-0		0-0-0		0-0-0							
6-3-1		0-0-0		0-0-0		CONFERENCE		1-0-0		1-3-1		4-0-0							
3-1-1		0-0-0		0-0-0		HOME		1-0-0		0-1-1		2-0-0							
3-2-0		0-0-0		0-0-0		AWAY		0-0-0		1-2-0		2-0-0							
0-0-0		0-0-0		0-0-0		NEUTRAL		0-0-0		0-0-0		0-0-0							
RPI S	Opponent	Score		RPI S	Opponent	Score		RPI S	Opponent	Score		RPI S	Opponent	Score					
19 A	UCF	1	3					66 H	Fla. Gulf Coast	2	0	105 A	Charlotte	1	2				
								82 H	Navy	3	5	113 A	Clemson	0	2				
								98 A	Furman	0	2	120 H	East Tenn. St.	1	5				
												133 H	Jacksonville	1	1				
												137 A	Kennesaw St.	2	4				
												137 A	Kennesaw St.	3	1				
												147 A	Mercer	0	3				
												180 A	Davidson	0	0				
												205 H	Ga. Southern	0	1				
												267 A	Northern Ky.	3	2				
												288 H	Stetson	2	1				
												296 H	South Carolina St.	2	0				
												297 A	Lipscomb	3	2				
												307 H	Gardner-Webb	3	0				
												313 H	USC Upstate	7	1				
				LAST 10 GAMES															
				137 A	Kennesaw St.	3	1	288 H	Stetson	2	1								
				120 H	East Tenn. St.	1	5	66 H	Fla. Gulf Coast	2	0								
				313 H	USC Upstate	7	1	133 H	Jacksonville	1	1								
				147 A	Mercer	0	3	267 A	Northern Ky.	3	2								
				137 A	Kennesaw St.	2	4	297 A	Lipscomb	3	2								

Non-Div. I Games:

North Florida

H  
a  
w  
a  
i  
i

H  
a  
w  
a  
i  
i

Hawaii

Average RPI Win:	282	WON-LOST RECORD	WINNING PCT. RANK	LAST 10 GAMES	STRENGTH OF SCHEDULE	OPP. STRENGTH OF SCHEDULE	TEAM RPI	ADJ RPI	CONF. RPI	ADJ CONF. RPI				
DIV. I ONLY		10-4-3	.67647	59	5-3-2	285	309	171	.48953	172	26	26		
DIV. I NON-CONF.		5-1-2	.75	43	0-0-1	279	316	157	.49643	159	27	27		
<hr/>														
TOTALS	RPI 1-25	RPI 26-50		W-L RECORDS		RPI 51-100		RPI 101-150		RPI 150+				
10-4-3	0-0-0	0-0-0		OVERALL		0-1-0		0-1-1		10-2-2				
5-2-1	0-0-0	0-0-0		HOME		0-0-0		0-0-1		5-2-0				
4-2-2	0-0-0	0-0-0		AWAY		0-1-0		0-1-0		4-0-2				
1-0-0	0-0-0	0-0-0		NEUTRAL		0-0-0		0-0-0		1-0-0				
<hr/>														
5-1-2	0-0-0	0-0-0		NON-CONFERENCE		0-1-0		0-0-0		5-0-2				
3-0-0	0-0-0	0-0-0		HOME		0-0-0		0-0-0		3-0-0				
1-1-2	0-0-0	0-0-		AWAY		0-1-0		0-0-0		1-0-2				
1-0-0	0-0-0	0-0-0		NEUTRAL		0-0-0		0-0-0		1-0-0				
<hr/>														
5-3-1	0-0-0	0-0-0		CONFERENCE		0-0-0		0-1-1		5-2-0				
2-2-1	0-0-0	0-0-0		HOME		0-0-0		0-0-1		2-2-0				
3-1-0	0-0-0	0-0-0		AWAY		0-0-0		0-1-0		3-0-0				
0-0-0	0-0-0	0-0-0		NEUTRAL		0-0-0		0-0-0		0-0-0				
<hr/>														
RPI S	Opponent	Score	RPI S	Opponent	Score	RPI S	Opponent	Score	RPI S	Opponent	Score			
						82 A	Navy	0 3	130 A	Marist	0 1			
						150 H	Loyola Maryland	1 1						
						151 H	Fairfield	0 1						
						194 A	Monmouth	1 1						
						215 H	Iona	0 1						
						245 H	Niagara	3 2						
						253 N	George Washington	1 0						
						258 A	Siena	2 1						
						276 A	Mt. St. Mary's	1 0						
						283 H	Fairleigh Dickinson	2 1						
						286 A	Manhattan	1 0						
						290 H	NJIT	1 0						
						299 H	Canisius	3 0						
						310 A	Delaware St.	2 2						
						316 A	Saint Peter's	6 2						
						317 H	Howard	2 0						
						<hr/>								
			LAST 10 GAMES											
			130 A Marist			0 1			316 A Saint Peter's			6 2		
			258 A Siena			2 1			286 A Manhattan			1 0		
			245 H Niagara			3 2			215 H Iona			0 1		
			299 H Canisius			3 0			151 H Fairfield			0 1		
			150 H Loyola Maryland			1 1			310 A Delaware St.			2 2		

Non-Div. I Games:

Rider

Average RPI Win: 252		WON-LOST RECORD		WINNING PCT. RANK		LAST 10 GAMES		STRENGTH OF SCHEDULE		OPP. STRENGTH OF SCHEDULE		TEAM RPI		ADJ RPI		CONF. RPI		ADJ CONF. RPI	
DIV. I ONLY		11-7-3		.59524 104		3-4-3		246		224		173		.48947 174		24		24	
DIV. I NON-CONF.		6-3-0		.66667 75		0-0-0		261		170		147		.50327 148		26		26	
TOTALS		RPI 1-25		RPI 26-50		W-L RECORDS		RPI 51-100		RPI 101-150		RPI 150+							
11-7-3		0-1-0		0-0-0		OVERALL		0-1-0		0-3-2		11-2-1							
6-3-2		0-0-0		0-0-0		HOME		0-1-0		0-2-1		6-0-1							
5-4-1		0-1-0		0-0-0		AWAY		0-0-0		0-1-1		5-2-0							
0-0-0		0-0-0		0-0-0		NEUTRAL		0-0-0		0-0-0		0-0-0							
6-3-0		0-1-0		0-0-0		NON-CONFERENCE		0-1-0		0-1-0		6-0-0							
3-2-0		0-0-0		0-0-0		HOME		0-1-0		0-1-0		3-0-0							
3-1-0		0-1-0		0-0-		AWAY		0-0-0		0-0-0		3-0-0							
0-0-0		0-0-0		0-0-0		NEUTRAL		0-0-0		0-0-0		0-0-0							
5-4-3		0-0-0		0-0-0		CONFERENCE		0-0-0		0-2-2		5-2-1							
3-1-2		0-0-0		0-0-0		HOME		0-0-0		0-1-1		3-0-1							
2-3-1		0-0-0		0-0-0		AWAY		0-0-0		0-1-1		2-2-0							
0-0-0		0-0-0		0-0-0		NEUTRAL		0-0-0		0-0-0		0-0-0							
RPI	S	Opponent		Score		RPI	S	Opponent		Score		RPI	S	Opponent		Score			
8	A	Virginia		0 3								81	H	Drexel		0 1			
												116	H	Pittsburgh		0 1			
												117	H	Radford		0 0			
												122	A	High Point		0 1			
												123	A	Longwood		1 1			
												123	H	Longwood		0 1			
												165	A	Campbell		2 1			
												166	H	Winthrop		2 0			
												180	A	Davidson		1 0			
												203	A	Coastal Caro.		0 1			
												231	A	American		2 0			
												253	H	George Washington		1 0			
												263	A	Charleston So.		2 3			
												273	A	Old Dominion		1 0			
												275	H	UNC Asheville		2 0			
												296	H	South Carolina St.		2 1			
												298	H	Presbyterian		5 1			
												307	H	Gardner-Webb		1 1			
												313	H	USC Upstate		4 0			
												320	A	VMI		2 0			
						LAST 10 GAMES													
						123	A	Longwood		1	1	122	A	High Point		0	1		
						123	H	Longwood		0	1	166	H	Winthrop		2	0		
						117	H	Radford		0	0	307	H	Gardner-Webb		1	1		
						320	A	VMI		2	0	263	A	Charleston So.		2	3		
						165	A	Campbell		2	1	203	A	Coastal Caro.		0	1		

Non-Div. I Games:

Liberty

Average RPI Win: 249		WON-LOST	WINNING	LAST 10	STRENGTH OF		OPP. STRENGTH	TEAM	ADJ		CONF.	ADJ CONF.					
Average RPI Loss: 116		RECORD	PCT. RANK	GAMES	SCHEDULE		OF SCHEDULE	RPI	RPI	RPI	RPI						
DIV. I ONLY		7-7-3	.5	150	4-4-2		170	225	175	.48872	175	21	20				
DIV. I NON-CONF.		4-3-1	.5625	128	1-0-0		123	232	127	.51957	129	16	16				
TOTALS		RPI 1-25	RPI 26-50		W-L RECORDS		RPI 51-100		RPI 101-150		RPI 150+						
7-7-3		0-0-0	0-1-0		OVERALL		0-2-0		0-1-0		7-3-3						
3-4-2		0-0-0	0-1-0		HOME		0-0-0		0-1-0		3-2-2						
3-3-1		0-0-0	0-0-0		AWAY		0-2-0		0-0-0		3-1-1						
1-0-0		0-0-0	0-0-0		NEUTRAL		0-0-0		0-0-0		1-0-0						
4-3-1		0-0-0	0-1-0		NON-CONFERENCE		0-1-0		0-0-0		4-1-1						
1-2-1		0-0-0	0-1-0		HOME		0-0-0		0-0-0		1-1-1						
2-1-0		0-0-0	0-0-		AWAY		0-1-0		0-0-0		2-0-0						
1-0-0		0-0-0	0-0-0		NEUTRAL		0-0-0		0-0-0		1-0-0						
3-4-2		0-0-0	0-0-0		CONFERENCE		0-1-0		0-1-0		3-2-2						
2-2-1		0-0-0	0-0-0		HOME		0-0-0		0-1-0		2-1-1						
1-2-1		0-0-0	0-0-0		AWAY		0-1-0		0-0-0		1-1-1						
0-0-0		0-0-0	0-0-0		NEUTRAL		0-0-0		0-0-0		0-0-0						
RPI	S	Opponent	Score		RPI	S	Opponent	Score		RPI	S	Opponent	Score				
			29	H	Dartmouth	1	3	67	A	Connecticut	0	3	135	H	Hartford	0	3
								68	A	Boston U.	0	2	151	H	Fairfield	0	0
													154	A	Stony Brook	1	5
													154	H	Stony Brook	1	2
													197	A	Rhode Island	2	1
													206	H	Bryant	1	2
													227	A	Binghamton	3	1
													244	N	Francis Marion	1	0
													247	H	New Hampshire	2	1
													260	H	Albany (NY)	3	3
													264	H	Citadel	5	1
													271	H	Vermont	3	2
													274	A	UMBC	1	1
													296	A	South Carolina St.	1	0
LAST 10 GAMES																	
			154	H	Stony Brook	1	2	135	H	Hartford	0	3					
			260	H	Albany (NY)	3	3	274	A	UMBC	1	1					
			247	H	New Hampshire	2	1	68	A	Boston U.	0	2					
			154	A	Stony Brook	1	5	271	H	Vermont	3	2					
			227	A	Binghamton	3	1	197	A	Rhode Island	2	1					

Non-Div. I Games:

Maine

Average RPI Win: 273		WON-LOST	WINNING	LAST 10	STRENGTH OF	OPP. STRENGTH	TEAM	ADJ	CONF.	ADJ CONF.		
Average RPI Loss: 116		RECORD	PCT. RANK	GAMES	SCHEDULE	OF SCHEDULE	RPI	RPI	RPI	RPI		
DIV. I ONLY		9-9-2	.5	150	4-5-1	155	280	176	.48862	176	16	16
DIV. I NON-CONF.		5-4-1	.55	137	0-0-0	147	309	155	.49798	155	17	17
<hr/>												
TOTALS		RPI 1-25		RPI 26-50		W-L RECORDS		RPI 51-100		RPI 101-150		RPI 150+
9-9-2		0-0-0		0-0-0		OVERALL		0-6-0		0-1-2		9-2-0
4-5-1		0-0-0		0-0-0		HOME		0-2-0		0-1-1		4-2-0
4-4-1		0-0-0		0-0-0		AWAY		0-4-0		0-0-1		4-0-0
1-0-0		0-0-0		0-0-0		NEUTRAL		0-0-0		0-0-0		1-0-0
<hr/>												
5-4-1		0-0-0		0-0-0		NON-CONFERENCE		0-3-0		0-1-1		5-0-0
2-2-1		0-0-0		0-0-0		HOME		0-1-0		0-1-1		2-0-0
2-2-0		0-0-0		0-0-		AWAY		0-2-0		0-0-0		2-0-0
1-0-0		0-0-0		0-0-0		NEUTRAL		0-0-0		0-0-0		1-0-0
<hr/>												
4-5-1		0-0-0		0-0-0		CONFERENCE		0-3-0		0-0-1		4-2-0
2-3-0		0-0-0		0-0-0		HOME		0-1-0		0-0-0		2-2-0
2-2-1		0-0-0		0-0-0		AWAY		0-2-0		0-0-1		2-0-0
0-0-0		0-0-0		0-0-0		NEUTRAL		0-0-0		0-0-0		0-0-0
<hr/>												
RPI	S	Opponent	Score	RPI	S	Opponent	Score	RPI	S	Opponent	Score	
						56 A North Texas	1 5			107 A Western Ky.	1 1	
						63 H Ole Miss	0 5			142 H Louisiana Tech	0 0	
						72 A UNC Wilmington	0 4			147 H Mercer	1 4	
						78 A Middle Tenn.	1 3			164 H Arkansas St.	1 2	
						90 H FIU	1 2			216 A South Ala.	2 1	
						98 A Furman	0 1			220 N Elon	2 1	
										241 H La.-Lafayette	1 0	
										269 A Wofford	1 0	
										272 H Fla. Atlantic	0 2	
										285 H UALR	4 0	
										288 H Stetson	1 0	
										301 A La.-Monroe	3 0	
										314 H Alabama St.	5 3	
										321 A Alcorn	5 0	
<hr/>												
LAST 10 GAMES												
						216 A South Ala.	2 1			285 H UALR	4 0	
						301 A La.-Monroe	3 0			164 H Arkansas St.	1 2	
						241 H La.-Lafayette	1 0			56 A North Texas	1 5	
						107 A Western Ky.	1 1			90 H FIU	1 2	
						78 A Middle Tenn.	1 3			272 H Fla. Atlantic	0 2	

Non-Div. I Games:

Troy



Average RPI Win: 231		WON-LOST	WINNING	LAST 10	STRENGTH OF		OPP. STRENGTH	TEAM	ADJ	CONF.	ADJ CONF.
Average RPI Loss: 105		RECORD	PCT. RANK	GAMES	SCHEDULE		OF SCHEDULE	RPI	RPI	RPI	RPI
DIV. I ONLY		8-9-2	.47368	170	4-5-1		159	177	177	.48784	177
DIV. I NON-CONF.		4-3-0	.57143	120	0-0-0		201	263	164	.49331	165
TOTALS		RPI 1-25	RPI 26-50		W-L RECORDS		RPI 51-100		RPI 101-150		RPI 150+
8-9-2		0-0-0	0-2-0		OVERALL		0-2-0		1-2-0		7-3-2
3-5-1		0-0-0	0-1-0		HOME		0-1-0		0-2-0		3-1-1
5-4-1		0-0-0	0-1-0		AWAY		0-1-0		1-0-0		4-2-1
0-0-0		0-0-0	0-0-0		NEUTRAL		0-0-0		0-0-0		0-0-0
4-3-0		0-0-0	0-0-0		NON-CONFERENCE		0-1-0		0-1-0		4-1-0
2-1-0		0-0-0	0-0-0		HOME		0-0-0		0-1-0		2-0-0
2-2-0		0-0-0	0-0-		AWAY		0-1-0		0-0-0		2-1-0
0-0-0		0-0-0	0-0-0		NEUTRAL		0-0-0		0-0-0		0-0-0
4-6-2		0-0-0	0-2-0		CONFERENCE		0-1-0		1-1-0		3-2-2
1-4-1		0-0-0	0-1-0		HOME		0-1-0		0-1-0		1-1-1
3-2-1		0-0-0	0-1-0		AWAY		0-0-0		1-0-0		2-1-1
0-0-0		0-0-0	0-0-0		NEUTRAL		0-0-0		0-0-0		0-0-0
RPI S	Opponent	Score	RPI S	Opponent	Score	RPI S	Opponent	Score	RPI S	Opponent	Score
			35 A	Central Mich.	0 2	52 H	Miami (OH)	2 3	101 A	Kent St.	1 0
			35 H	Central Mich.	1 2	71 A	Northwestern	0 2	119 H	Illinois St.	0 1
									124 H	Eastern Mich.	0 1
									155 A	Drake	1 2
									167 H	Ball St.	0 1
									183 A	Toledo	2 1
									190 A	Ohio	0 1
									214 H	Western Mich.	0 0
									223 A	SIU Edwardsville	1 0
									226 H	Loyola Chicago	3 0
									243 A	Akron	1 0
									254 A	Buffalo	1 1
									259 A	Eastern Ill.	1 0
									292 H	Bowling Green	2 1
									318 H	South Dakota	4 1
LAST 10 GAMES											
			35 A	Central Mich.	0 2	52 H	Miami (OH)	2 3			
			183 A	Toledo	2 1	35 H	Central Mich.	1 2			
			190 A	Ohio	0 1	292 H	Bowling Green	2 1			
			101 A	Kent St.	1 0	254 A	Buffalo	1 1			
			167 H	Ball St.	0 1	243 A	Akron	1 0			

Non-Div. I Games:

Northern Ill.

Average RPI Win:		269	WON-LOST RECORD		WINNING PCT. RANK		LAST 10 GAMES		STRENGTH OF SCHEDULE		OPP. STRENGTH OF SCHEDULE		TEAM RPI		ADJ RPI		CONF. RPI		ADJ CONF. RPI		
DIV. I ONLY			9-6-3		.58333	108	6-3-1		250		199		178		.48773		178	31		31	
DIV. I NON-CONF.			6-5-3		.53571	152	3-2-1		177		161		151		.50051		151	31		31	
TOTALS		RPI 1-25		RPI 26-50		W-L RECORDS		RPI 51-100		RPI 101-150		RPI 150+									
9-6-3		0-1-0		0-1-0		OVERALL		0-2-0		0-1-0		9-1-3									
4-3-1		0-1-0		0-1-0		HOME		0-0-0		0-0-0		4-1-1									
5-3-2		0-0-0		0-0-0		AWAY		0-2-0		0-1-0		5-0-2									
0-0-0		0-0-0		0-0-0		NEUTRAL		0-0-0		0-0-0		0-0-0									
6-5-3		0-1-0		0-1-0		NON-CONFERENCE		0-2-0		0-1-0		6-0-3									
3-2-1		0-1-0		0-1-0		HOME		0-0-0		0-0-0		3-0-1									
3-3-2		0-0-0		0-0-		AWAY		0-2-0		0-1-0		3-0-2									
0-0-0		0-0-0		0-0-0		NEUTRAL		0-0-0		0-0-0		0-0-0									
3-1-0		0-0-0		0-0-0		CONFERENCE		0-0-0		0-0-0		3-1-0									
1-1-0		0-0-0		0-0-0		HOME		0-0-0		0-0-0		1-1-0									
2-0-0		0-0-0		0-0-0		AWAY		0-0-0		0-0-0		2-0-0									
0-0-0		0-0-0		0-0-0		NEUTRAL		0-0-0		0-0-0		0-0-0									
RPI	S	Opponent		Score		RPI	S	Opponent		Score		RPI	S	Opponent		Score					
11	H	Baylor		0	5	38	H	Stephen F. Austin		0	2	76	A	Loyola Marymount		1	2				
												83	A	TCU		0	1				
														115 A Houston		2	3				
														181 A Southeastern La.		1	0				
														192 A McNeese St.		1	1				
														199 A Lamar		1	1				
														219 H Texas St.		1	1				
														228 H UTSA		1	0				
														232 A UC Riverside		1	0				
														256 H Utah Valley		0	2				
														262 A Northwestern St.		3	1				
														290 A NJIT		2	0				
														296 A South Carolina St.		1	0				
														310 H Delaware St.		2	0				
														311 H Prairie View		5	1				
														312 H Texas Southern		6	0				
						LAST 10 GAMES															
								310 H Delaware St.		2	0			312 H Texas Southern		6	0				
								256 H Utah Valley		0	2			192 A McNeese St.		1	1				
								290 A NJIT		2	0			181 A Southeastern La.		1	0				
								296 A South Carolina St.		1	0			11 H Baylor		0	5				
								311 H Prairie View		5	1			83 A TCU		0	1				

**Non-Div. I Games:**

Houston Baptist

Average RPI Win:	245	WON-LOST	WINNING	LAST 10	STRENGTH OF	OPP. STRENGTH	TEAM	ADJ	CONF.	ADJ CONF.							
Average RPI Loss:	146	RECORD	PCT. RANK	GAMES	SCHEDULE	OF SCHEDULE	RPI	RPI	RPI	RPI							
DIV. I ONLY	9-5-3	.61765	92	4-3-2	287	189	179	.48694	179	23	23						
DIV. I NON-CONF.	6-3-1	.65	83	1-1-0	274	160	175	.49068	175	23	23						
<hr/>																	
TOTALS	RPI 1-25	RPI 26-50		W-L RECORDS		RPI 51-100		RPI 101-150		RPI 150+							
9-5-3	0-0-0	0-0-0		OVERALL		0-1-0		0-2-1		9-2-2							
5-2-2	0-0-0	0-0-0		HOME		0-0-0		0-1-1		5-1-1							
4-3-1	0-0-0	0-0-0		AWAY		0-1-0		0-1-0		4-1-1							
0-0-0	0-0-0	0-0-0		NEUTRAL		0-0-0		0-0-0		0-0-0							
<hr/>																	
6-3-1	0-0-0	0-0-0		NON-CONFERENCE		0-1-0		0-1-1		6-1-0							
4-0-1	0-0-0	0-0-0		HOME		0-0-0		0-0-1		4-0-0							
2-3-0	0-0-0	0-0-		AWAY		0-1-0		0-1-0		2-1-0							
0-0-0	0-0-0	0-0-0		NEUTRAL		0-0-0		0-0-0		0-0-0							
<hr/>																	
3-2-2	0-0-0	0-0-0		CONFERENCE		0-0-0		0-1-0		3-1-2							
1-2-1	0-0-0	0-0-0		HOME		0-0-0		0-1-0		1-1-1							
2-0-1	0-0-0	0-0-0		AWAY		0-0-0		0-0-0		2-0-1							
0-0-0	0-0-0	0-0-0		NEUTRAL		0-0-0		0-0-0		0-0-0							
<hr/>																	
RPI S	Opponent	Score	RPI S	Opponent	Score	RPI S	Opponent	Score	RPI S	Opponent	Score						
						61 A	Iowa	1 3	101 H	Kent St.	1 1						
						127 A	DePaul	0 1									
						138 H	Milwaukee	0 1									
						152 A	Wright St.	0 0									
						162 A	San Francisco	0 1									
						170 H	Detroit	1 0									
						182 A	IPFW	1 0									
						198 A	St. Mary's (CA)	1 0									
						214 H	Western Mich.	2 0									
						226 H	Loyola Chicago	0 0									
						240 H	Youngstown St.	0 1									
						277 A	Green Bay	1 0									
						278 H	Towson	1 0									
						291 A	Cleveland St.	2 1									
						292 H	Bowling Green	3 0									
						303 H	IUPUI	1 0									
						<hr/>											
									LAST 10 GAMES								
									277 A Green Bay			1 0	138 H Milwaukee			0 1	
									226 H Loyola Chicago			0 0	291 A Cleveland St.			2 1	
			240 H Youngstown St.			0 1	198 A St. Mary's (CA)			1 0							
			152 A Wright St.			0 0	162 A San Francisco			0 1							
			170 H Detroit			1 0	182 A IPFW			1 0							

Non-Div. I Games: St. Joseph's (IN) 2 0

Valparaiso

Average RPI Win:	233	WON-LOST	WINNING	LAST 10	STRENGTH OF	OPP. STRENGTH	TEAM	ADJ	CONF.	ADJ CONF.		
Average RPI Loss:	115 <th>RECORD</th> <th>PCT. RANK</th> <th>GAMES</th> <th>SCHEDULE</th> <th>OF SCHEDULE</th> <th>RPI</th> <th>RPI</th> <th>RPI</th> <th>RPI</th>	RECORD	PCT. RANK	GAMES	SCHEDULE	OF SCHEDULE	RPI	RPI	RPI	RPI		
DIV. I ONLY	7-10-3	.425	201	4-5-1	121	185	180	.48509	180	18	18	
DIV. I NON-CONF.	2-4-2	.375	223	0-0-0	102	124	178	.48967	177	19	18	
<hr/>												
TOTALS	RPI 1-25	RPI 26-50		W-L RECORDS		RPI 51-100		RPI 101-150		RPI 150+		
7-10-3	0-0-0	0-0-0		OVERALL		0-6-0		1-1-1		6-3-2		
4-3-2	0-0-0	0-0-0		HOME		0-1-0		0-1-1		4-1-1		
3-7-1	0-0-0	0-0-0		AWAY		0-5-0		1-0-0		2-2-1		
0-0-0	0-0-0	0-0-0		NEUTRAL		0-0-0		0-0-0		0-0-0		
<hr/>												
2-4-2	0-0-0	0-0-0		NON-CONFERENCE		0-3-0		1-0-1		1-1-1		
1-1-2	0-0-0	0-0-0		HOME		0-0-0		0-0-1		1-1-1		
1-3-0	0-0-0	0-0-		AWAY		0-3-0		1-0-0		0-0-0		
0-0-0	0-0-0	0-0-0		NEUTRAL		0-0-0		0-0-0		0-0-0		
<hr/>												
5-6-1	0-0-0	0-0-0		CONFERENCE		0-3-0		0-1-0		5-2-1		
3-2-0	0-0-0	0-0-0		HOME		0-1-0		0-1-0		3-0-0		
2-4-1	0-0-0	0-0-0		AWAY		0-2-0		0-0-0		2-2-1		
0-0-0	0-0-0	0-0-0		NEUTRAL		0-0-0		0-0-0		0-0-0		
<hr/>												
RPI S	Opponent	Score	RPI S	Opponent	Score	RPI S	Opponent	Score	RPI S	Opponent	Score	
						58 A	William & Mary	0 3	105 A	Charlotte	1 0	
						72 A	UNC Wilmington	2 3	113 H	Clemson	1 1	
						74 A	UNC Greensboro	0 1	128 H	Samford	0 2	
						87 A	East Carolina	0 3	160 A	Appalachian St.	0 1	
						98 A	Furman	2 3	171 H	North Florida	0 0	
						98 H	Furman	0 2	174 H	Liberty	0 1	
									196 H	Col. of Charleston	5 2	
									205 A	Ga. Southern	0 1	
									220 A	Elon	0 0	
									222 A	Western Caro.	2 0	
									264 A	Citadel	2 1	
									266 H	Tennessee Tech	2 0	
									269 H	Wofford	2 1	
									308 H	Chattanooga	3 0	
			LAST 10 GAMES									
			98 A	Furman	2 3	74 A	UNC Greensboro	0 1				
			205 A	Ga. Southern	0 1	196 H	Col. of Charleston	5 2				
			98 H	Furman	0 2	264 A	Citadel	2 1				
			269 H	Wofford	2 1	160 A	Appalachian St.	0 1				
			220 A	Elon	0 0	222 A	Western Caro.	2 0				

Non-Div. I Games:

Davidson

Average RPI Win:	264	WON-LOST	WINNING	LAST 10	STRENGTH OF	OPP. STRENGTH	TEAM	ADJ	CONF.	ADJ CONF.	
Average RPI Loss:	154	RECORD	PCT. RANK	GAMES	SCHEDULE	OF SCHEDULE	RPI	RPI	RPI	RPI	
DIV. I ONLY	11-6-1	.63889	77	6-3-1	283	297	181	.48464	181	17	17
DIV. I NON-CONF.	6-4-0	.6	111	1-1-0	313	314	248	.4348	246	22	22
<hr/>											
TOTALS	RPI 1-25	RPI 26-50		W-L RECORDS	RPI 51-100		RPI 101-150		RPI 150+		
11-6-1	0-0-0	0-1-0		OVERALL	0-0-0		1-2-0		10-3-1		
6-4-1	0-0-0	0-0-0		HOME	0-0-0		0-1-0		6-3-1		
5-2-0	0-0-0	0-1-0		AWAY	0-0-0		1-1-0		4-0-0		
0-0-0	0-0-0	0-0-0		NEUTRAL	0-0-0		0-0-0		0-0-0		
<hr/>											
6-4-0	0-0-0	0-0-0		NON-CONFERENCE	0-0-0		0-2-0		6-2-0		
4-3-0	0-0-0	0-0-0		HOME	0-0-0		0-1-0		4-2-0		
2-1-0	0-0-0	0-0-		AWAY	0-0-0		0-1-0		2-0-0		
0-0-0	0-0-0	0-0-0		NEUTRAL	0-0-0		0-0-0		0-0-0		
<hr/>											
5-2-1	0-0-0	0-1-0		CONFERENCE	0-0-0		1-0-0		4-1-1		
2-1-1	0-0-0	0-0-0		HOME	0-0-0		0-0-0		2-1-1		
3-1-0	0-0-0	0-1-0		AWAY	0-0-0		1-0-0		2-0-0		
0-0-0	0-0-0	0-0-0		NEUTRAL	0-0-0		0-0-0		0-0-0		
<hr/>											
RPI S	Opponent	Score	RPI S	Opponent	Score	RPI S	Opponent	Score	RPI S	Opponent	Score
			38 A	Stephen F. Austin	0 5				129 A	Mississippi St.	1 2
									134 A	Oral Roberts	2 0
									142 H	Louisiana Tech	1 2
									178 H	Houston Baptist	0 1
									192 A	McNeese St.	3 2
									199 H	Lamar	0 1
									229 H	Sam Houston St.	0 0
									234 H	Central Ark.	2 0
									235 H	Southern Miss.	0 1
									241 H	La.-Lafayette	4 2
									262 H	Northwestern St.	2 0
									289 H	Mississippi Val.	3 0
									295 A	Nicholls St.	1 0
									301 H	La.-Monroe	3 0
									312 A	Texas Southern	8 1
									321 A	Alcorn	4 0
									322 H	Grambling	4 0
<hr/>											
LAST 10 GAMES											
	262 H	Northwestern St.	2	0	229 H	Sam Houston St.	0	0			
	134 A	Oral Roberts	2	0	192 A	McNeese St.	3	2			
	234 H	Central Ark.	2	0	38 A	Stephen F. Austin	0	5			
	295 A	Nicholls St.	1	0	322 H	Grambling	4	0			
	199 H	Lamar	0	1	178 H	Houston Baptist	0	1			

Non-Div. I Games:

Southeastern La.

Average RPI Win: 228		WON-LOST RECORD	WINNING PCT. RANK		LAST 10 GAMES	STRENGTH OF SCHEDULE	OPP. STRENGTH OF SCHEDULE	TEAM RPI	ADJ RPI		CONF. RPI	ADJ CONF. RPI
Average RPI Loss: 181												
DIV. I ONLY		8-7-1	.53125	138	5-3-1	197	292	185	.48443	182	30	30
DIV. I NON-CONF.		3-5-0	.375	223	0-1-0	68	223	161	.49763	156	29	29
<hr/>												
TOTALS		RPI 1-25		RPI 26-50		W-L RECORDS		RPI 51-100		RPI 101-150		RPI 150+
8-7-1		0-0-0		0-0-0		OVERALL		1-1-0		1-0-0		6-6-1
5-3-0		0-0-0		0-0-0		HOME		0-0-0		1-0-0		4-3-0
3-4-1		0-0-0		0-0-0		AWAY		1-1-0		0-0-0		2-3-1
0-0-0		0-0-0		0-0-0		NEUTRAL		0-0-0		0-0-0		0-0-0
3-5-0		0-0-0		0-0-0		NON-CONFERENCE		1-1-0		0-0-0		2-4-0
1-2-0		0-0-0		0-0-0		HOME		0-0-0		0-0-0		1-2-0
2-3-0		0-0-0		0-0-		AWAY		1-1-0		0-0-0		1-2-0
0-0-0		0-0-0		0-0-0		NEUTRAL		0-0-0		0-0-0		0-0-0
5-2-1		0-0-0		0-0-0		CONFERENCE		0-0-0		1-0-0		4-2-1
4-1-0		0-0-0		0-0-0		HOME		0-0-0		1-0-0		3-1-0
1-1-1		0-0-0		0-0-0		AWAY		0-0-0		0-0-0		1-1-1
0-0-0		0-0-0		0-0-0		NEUTRAL		0-0-0		0-0-0		0-0-0
RPI	S	Opponent	Score	RPI	S	Opponent	Score	RPI	S	Opponent	Score	
						52 A	Miami (OH)	1	0	148 H	Oakland	3 2
						60 A	Butler	0	1	152 A	Wright St.	0 5
										167 A	Ball St.	0 1
										179 H	Valparaiso	0 1
										183 H	Toledo	0 1
										230 A	Indiana St.	2 1
										233 H	Western Ill.	0 1
										239 H	Evansville	2 1
										255 A	UMKC	1 1
										265 H	North Dakota St.	1 0
										270 H	South Dakota St.	2 1
										294 A	Neb. Omaha	0 1
										303 H	IUPUI	2 1
										318 A	South Dakota	3 0
						LAST 10 GAMES						
						303 H	IUPUI	2	1	265 H	North Dakota St.	1 0
						233 H	Western Ill.	0	1	270 H	South Dakota St.	2 1
						148 H	Oakland	3	2	294 A	Neb. Omaha	0 1
						255 A	UMKC	1	1	152 A	Wright St.	0 5
						318 A	South Dakota	3	0	179 H	Valparaiso	0 1

Non-Div. I Games: Goshen 3 0

IPFW

Average RPI Win: 222		WON-LOST RECORD		WINNING PCT. RANK		LAST 10 GAMES		STRENGTH OF SCHEDULE		OPP. STRENGTH OF SCHEDULE		TEAM RPI		ADJ RPI		CONF. RPI		ADJ CONF. RPI					
DIV. I ONLY		7-11-2		.4		222		5-4-1		117		140		183		.48433		183		14		14	
DIV. I NON-CONF.		2-6-0		.25		270		0-0-0		116		100		228		.45335		228		15		15	
TOTALS		RPI 1-25		RPI 26-50		W-L RECORDS		RPI 51-100		RPI 101-150		RPI 150+											
7-11-2		0-0-0		0-2-0		OVERALL		0-3-0		0-4-1		7-2-1											
3-6-0		0-0-0		0-1-0		HOME		0-1-0		0-2-0		3-2-0											
4-4-2		0-0-0		0-1-0		AWAY		0-2-0		0-1-1		4-0-1											
0-1-0		0-0-0		0-0-0		NEUTRAL		0-0-0		0-1-0		0-0-0											
2-6-0		0-0-0		0-1-0		NON-CONFERENCE		0-2-0		0-2-0		2-1-0											
1-2-0		0-0-0		0-0-0		HOME		0-0-0		0-1-0		1-1-0											
1-3-0		0-0-0		0-0-		AWAY		0-2-0		0-0-0		1-0-0											
0-1-0		0-0-0		0-0-0		NEUTRAL		0-0-0		0-1-0		0-0-0											
5-5-2		0-0-0		0-1-0		CONFERENCE		0-1-0		0-2-1		5-1-1											
2-4-0		0-0-0		0-1-0		HOME		0-1-0		0-1-0		2-1-0											
3-1-2		0-0-0		0-0-0		AWAY		0-0-0		0-1-1		3-0-1											
0-0-0		0-0-0		0-0-0		NEUTRAL		0-0-0		0-0-0		0-0-0											
RPI	S	Opponent		Score	RPI	S	Opponent		Score	RPI	S	Opponent		Score									
					35	H	Central Mich.		0 2	52	H	Miami (OH)		0 1									
					39	A	Louisville		1 3	86	A	Texas		0 3									
										93	A	Purdue		0 2									

Non-Div. I Games:

Toledo

Average RPI Win:	207	WON-LOST	WINNING	LAST 10	STRENGTH OF	OPP. STRENGTH	TEAM	ADJ	CONF.	ADJ CONF.	
Average RPI Loss:	115	RECORD	PCT. RANK	GAMES	SCHEDULE	OF SCHEDULE	RPI	RPI	RPI	RPI	
DIV. I ONLY	8-10-1	.44737	189	6-4-0	160	139	181	.48404	184	12	12
DIV. I NON-CONF.	3-6-1	.35	241	1-0-0	191	157	234	.44801	233	12	12
<hr/>											
TOTALS	RPI 1-25	RPI 26-50		W-L RECORDS		RPI 51-100		RPI 101-150		RPI 150+	
8-10-1	0-1-0	0-1-0		OVERALL		0-2-0		2-4-0		6-2-1	
5-3-1	0-0-0	0-0-0		HOME		0-1-0		2-1-0		3-1-1	
3-7-0	0-1-0	0-1-0		AWAY		0-1-0		0-3-0		3-1-0	
0-0-0	0-0-0	0-0-0		NEUTRAL		0-0-0		0-0-0		0-0-0	
<hr/>											
3-6-1	0-1-0	0-0-0		NON-CONFERENCE		0-1-0		0-3-0		3-1-1	
1-3-1	0-0-0	0-0-0		HOME		0-1-0		0-1-0		1-1-1	
2-3-0	0-1-0	0-0-		AWAY		0-0-0		0-2-0		2-0-0	
0-0-0	0-0-0	0-0-0		NEUTRAL		0-0-0		0-0-0		0-0-0	
<hr/>											
5-4-0	0-0-0	0-1-0		CONFERENCE		0-1-0		2-1-0		3-1-0	
4-0-0	0-0-0	0-0-0		HOME		0-0-0		2-0-0		2-0-0	
1-4-0	0-0-0	0-1-0		AWAY		0-1-0		0-1-0		1-1-0	
0-0-0	0-0-0	0-0-0		NEUTRAL		0-0-0		0-0-0		0-0-0	
<hr/>											
RPI S	Opponent	Score		RPI S	Opponent	Score		RPI S	Opponent	Score	
22 A	Marquette	0	4	48 A	Dayton	0	3	51 A	La Salle	0	1
								91 H	Syracuse	0	2

Non-Div. I Games:

St. Bonaventure



UTEP

Average RPI Win:	233	WON-LOST RECORD	WINNING PCT. RANK	LAST 10 GAMES	STRENGTH OF SCHEDULE	OPP. STRENGTH OF SCHEDULE	TEAM RPI	ADJ RPI	CONF. RPI	ADJ CONF. RPI		
DIV. I ONLY		10-10-0	.5	150	3-7-0	219	133	184	.48362	185	9	9
DIV. I NON-CONF.		7-2-0	.77778	36	0-0-0	278	262	134	.51481	135	8	8
<hr/>												
TOTALS	RPI 1-25	RPI 26-50		W-L RECORDS		RPI 51-100		RPI 101-150		RPI 150+		
10-10-0	0-1-0	0-1-0		OVERALL		1-5-0		0-1-0		9-2-0		
7-2-0	0-1-0	0-1-0		HOME		1-0-0		0-0-0		6-0-0		
2-8-0	0-0-0	0-0-0		AWAY		0-5-0		0-1-0		2-2-0		
1-0-0	0-0-0	0-0-0		NEUTRAL		0-0-0		0-0-0		1-0-0		
7-2-0	0-0-0	0-0-0		NON-CONFERENCE		0-1-0		0-0-0		7-1-0		
4-0-0	0-0-0	0-0-0		HOME		0-0-0		0-0-0		4-0-0		
2-2-0	0-0-0	0-0-		AWAY		0-1-0		0-0-0		2-1-0		
1-0-0	0-0-0	0-0-0		NEUTRAL		0-0-0		0-0-0		1-0-0		
3-8-0	0-1-0	0-1-0		CONFERENCE		1-4-0		0-1-0		2-1-0		
3-2-0	0-1-0	0-1-0		HOME		1-0-0		0-0-0		2-0-0		
0-6-0	0-0-0	0-0-0		AWAY		0-4-0		0-1-0		0-1-0		
0-0-0	0-0-0	0-0-0		NEUTRAL		0-0-0		0-0-0		0-0-0		
RPI S	Opponent	Score	RPI S	Opponent	Score	RPI S	Opponent	Score	RPI S	Opponent	Score	
19 H	UCF	0 1	45 H	Colorado Col.	0 2	62 A	Rice	0 1	115 A	Houston	0 3	
						69 A	SMU	0 3	188 A	Marshall	1 4	
						80 H	Memphis	4 1	191 H	Army	3 2	
						84 A	Tulsa	1 2	219 H	Texas St.	3 1	
						85 A	Utah St.	1 2	229 H	Sam Houston St.	1 0	
						87 A	East Carolina	0 1	232 A	UC Riverside	2 3	
									235 H	Southern Miss.	3 1	
									252 H	Weber St.	3 0	
									256 A	Utah Valley	2 1	
									279 H	UAB	3 2	
									281 A	New Mexico St.	2 1	
									309 N	Southern Utah	2 0	
<hr/>												
LAST 10 GAMES												
			45 H	Colorado Col.	0 2	80 H	Memphis	4 1				
			115 A	Houston	0 3	279 H	UAB	3 2				
			62 A	Rice	0 1	84 A	Tulsa	1 2				
			19 H	UCF	0 1	69 A	SMU	0 3				
			235 H	Southern Miss.	3 1	188 A	Marshall	1 4				

Non-Div. I Games:

UTEP

Average RPI Win: 234		WON-LOST	WINNING	LAST 10	STRENGTH OF		OPP. STRENGTH	TEAM	ADJ		CONF.	ADJ CONF.			
Average RPI Loss: 119		RECORD	PCT. RANK	GAMES	SCHEDULE		OF SCHEDULE	RPI	RPI		RPI	RPI			
DIV. I ONLY		6-7-5	.47222	177	4-3-3		170	218	187	.48259	186	27	27		
DIV. I NON-CONF.		2-5-2	.33333	246	0-1-0		73	108	168	.49314	167	25	25		
TOTALS		RPI 1-25	RPI 26-50		W-L RECORDS		RPI 51-100		RPI 101-150		RPI 150+				
6-7-5		0-0-0	0-1-1		OVERALL		1-2-0		0-1-1		5-3-3				
5-2-2		0-0-0	0-0-1		HOME		0-1-0		0-1-0		5-0-1				
1-4-3		0-0-0	0-0-0		AWAY		1-1-0		0-0-1		0-3-2				
0-1-0		0-0-0	0-1-0		NEUTRAL		0-0-0		0-0-0		0-0-0				
2-5-2		0-0-0	0-1-1		NON-CONFERENCE		1-2-0		0-1-1		1-1-0				
1-2-1		0-0-0	0-0-1		HOME		0-1-0		0-1-0		1-0-0				
1-2-1		0-0-0	0-0-		AWAY		1-1-0		0-0-1		0-1-0				
0-1-0		0-0-0	0-1-0		NEUTRAL		0-0-0		0-0-0		0-0-0				
4-2-3		0-0-0	0-0-0		CONFERENCE		0-0-0		0-0-0		4-2-3				
4-0-1		0-0-0	0-0-0		HOME		0-0-0		0-0-0		4-0-1				
0-2-2		0-0-0	0-0-0		AWAY		0-0-0		0-0-0		0-2-2				
0-0-0		0-0-0	0-0-0		NEUTRAL		0-0-0		0-0-0		0-0-0				
RPI	S	Opponent	Score	RPI	S	Opponent	Score	RPI	S	Opponent	Score	RPI	S	Opponent	Score
				34	N	Denver	1 2	64	A	Kansas	0 5	109	A	Nebraska	1 1
				45	H	Colorado Col.	2 2	79	H	Colorado	0 3	146	H	Wyoming	0 2
								85	A	Utah St.	1 0	155	A	Drake	0 1
												157	A	Montana	0 1
												195	H	Portland St.	1 0
												200	A	Idaho St.	0 2
												237	A	Eastern Wash.	0 0
												251	H	Northern Ariz.	5 0
												252	A	Weber St.	1 1
												261	H	Sacramento St.	2 0
												294	H	Neb. Omaha	2 1
												309	H	Southern Utah	1 1
												315	H	North Dakota	3 0
LAST 10 GAMES															
				64	A	Kansas	0 5	237	A	Eastern Wash.	0 0				
				252	A	Weber St.	1 1	157	A	Montana	0 1				
				200	A	Idaho St.	0 2	315	H	North Dakota	3 0				
				251	H	Northern Ariz.	5 0	261	H	Sacramento St.	2 0				
				309	H	Southern Utah	1 1	195	H	Portland St.	1 0				

Non-Div. I Games:

Northern Colo.

Average RPI Win: 157		WON-LOST	WINNING	LAST 10	STRENGTH OF		OPP. STRENGTH	TEAM	ADJ		CONF.	ADJ CONF.
Average RPI Loss: 66		RECORD	PCT. RANK	GAMES	SCHEDULE		OF SCHEDULE	RPI	RPI		RPI	RPI
DIV. I ONLY		5-14-0	.26316	282	0-10-0		73	24	188		1	1
DIV. I NON-CONF.		5-4-0	.55556	131	0-1-0		240	91	173		1	1
TOTALS		RPI 1-25	RPI 26-50		W-L RECORDS		RPI 51-100		RPI 101-150		RPI 150+	
5-14-0		0-6-0	0-3-0		OVERALL		2-2-0		0-1-0		3-2-0	
3-7-0		0-3-0	0-2-0		HOME		0-1-0		0-0-0		3-1-0	
2-7-0		0-3-0	0-1-0		AWAY		2-1-0		0-1-0		0-1-0	
0-0-0		0-0-0	0-0-0		NEUTRAL		0-0-0		0-0-0		0-0-0	
5-4-0		0-0-0	0-0-0		NON-CONFERENCE		2-2-0		0-0-0		3-2-0	
3-2-0		0-0-0	0-0-0		HOME		0-1-0		0-0-0		3-1-0	
2-2-0		0-0-0	0-0-		AWAY		2-1-0		0-0-0		0-1-0	
0-0-0		0-0-0	0-0-0		NEUTRAL		0-0-0		0-0-0		0-0-0	
0-10-0		0-6-0	0-3-0		CONFERENCE		0-0-0		0-1-0		0-0-0	
0-5-0		0-3-0	0-2-0		HOME		0-0-0		0-0-0		0-0-0	
0-5-0		0-3-0	0-1-0		AWAY		0-0-0		0-1-0		0-0-0	
0-0-0		0-0-0	0-0-0		NEUTRAL		0-0-0		0-0-0		0-0-0	
RPI S	Opponent	Score	RPI S	Opponent	Score	RPI S	Opponent	Score	RPI S	Opponent	Score	
4	H Florida St.	0 <b>2</b>	28	A Virginia Tech	0 <b>3</b>	54	A LSU	2 1	113	A Clemson	0 <b>1</b>	
8	A Virginia	0 <b>4</b>	33	H Maryland	0 <b>3</b>	64	A Kansas	2 <b>3</b>	160	H Appalachian St.	3 1	
10	H North Carolina	1 <b>4</b>	46	H Miami (FL)	0 <b>2</b>	68	H Boston U.	1 <b>3</b>	220	H Elon	3 0	
12	A Wake Forest	2 <b>4</b>				86	A Texas	1 0	224	H Cincinnati	1 <b>3</b>	
15	H Duke	0 <b>3</b>							264	H Citadel	5 0	
24	A Boston College	2 <b>6</b>							273	A Old Dominion	0 <b>2</b>	
LAST 10 GAMES												
	10 H North Carolina	1 <b>4</b>		33 H Maryland	0 <b>3</b>							
	113 A Clemson	0 <b>1</b>		4 H Florida St.	0 <b>2</b>							
	12 A Wake Forest	2 <b>4</b>		46 H Miami (FL)	0 <b>2</b>							
	24 A Boston College	2 <b>6</b>		68 H Boston U.	1 <b>3</b>							
	15 H Duke	0 <b>3</b>		28 A Virginia Tech	0 <b>3</b>							

Non-Div. I Games:

North Carolina St.

Average RPI Win:	213	WON-LOST	WINNING	LAST 10	STRENGTH OF	OPP. STRENGTH	TEAM	ADJ	CONF.	ADJ CONF.	
Average RPI Loss:	97	RECORD	PCT. RANK	GAMES	SCHEDULE	OF SCHEDULE	RPI	RPI	RPI	RPI	
DIV. I ONLY	7-11-1	.39474	224	3-6-1	130	119	186	.48252	188	9	9
DIV. I NON-CONF.	4-4-0	.5	153	0-0-0	165	211	163	.49342	163	8	8
<hr/>											
TOTALS	RPI 1-25	RPI 26-50		W-L RECORDS		RPI 51-100		RPI 101-150		RPI 150+	
7-11-1	0-1-0	0-1-0		OVERALL		0-5-0		1-1-1		6-3-0	
3-3-0	0-0-0	0-1-0		HOME		0-2-0		1-0-0		2-0-0	
4-8-1	0-1-0	0-0-0		AWAY		0-3-0		0-1-1		4-3-0	
0-0-0	0-0-0	0-0-0		NEUTRAL		0-0-0		0-0-0		0-0-0	
<hr/>											
4-4-0	0-0-0	0-0-0		NON-CONFERENCE		0-0-0		1-1-0		3-3-0	
2-0-0	0-0-0	0-0-0		HOME		0-0-0		1-0-0		1-0-0	
2-4-0	0-0-0	0-0-		AWAY		0-0-0		0-1-0		2-3-0	
0-0-0	0-0-0	0-0-0		NEUTRAL		0-0-0		0-0-0		0-0-0	
<hr/>											
3-7-1	0-1-0	0-1-0		CONFERENCE		0-5-0		0-0-1		3-0-0	
1-3-0	0-0-0	0-1-0		HOME		0-2-0		0-0-0		1-0-0	
2-4-1	0-1-0	0-0-0		AWAY		0-3-0		0-0-1		2-0-0	
0-0-0	0-0-0	0-0-0		NEUTRAL		0-0-0		0-0-0		0-0-0	
<hr/>											
RPI S	Opponent	Score	RPI S	Opponent	Score	RPI S	Opponent	Score	RPI S	Opponent	Score
19 A	UCF	0 5	45 H	Colorado Col.	1 2	62 A	Rice	1 4	101 A	Kent St.	1 2
						69 H	SMU	0 1	103 H	Saint Francis (PA)	2 1
						80 A	Memphis	1 7	115 A	Houston	1 1
						84 H	Tulsa	0 2	163 A	James Madison	1 2
						87 A	East Carolina	0 1	165 A	Campbell	2 4
									167 H	Ball St.	3 1
									185 H	UTEP	4 1
									190 A	Ohio	0 2
									235 A	Southern Miss.	1 0
									243 A	Akron	2 0
									279 A	UAB	3 2
									280 A	Morehead St.	2 0
<hr/>											
LAST 10 GAMES											
						87 A	East Carolina	0 1	115 A	Houston	1 1
						19 A	UCF	0 5	62 A	Rice	1 4
						235 A	Southern Miss.	1 0	80 A	Memphis	1 7
						69 H	SMU	0 1	279 A	UAB	3 2
						84 H	Tulsa	0 2	185 H	UTEP	4 1

Non-Div. I Games:

Marshall

Average RPI Win: 247		WON-LOST	WINNING	LAST 10	STRENGTH OF		OPP. STRENGTH	TEAM	ADJ		CONF.	ADJ CONF.	
Average RPI Loss: 161		RECORD	PCT. RANK	GAMES	SCHEDULE		OF SCHEDULE	RPI	RPI	RPI	RPI		
DIV. I ONLY		7-8-2	.47059	184	4-4-2		153	293	190	.48074	189	25	25
DIV. I NON-CONF.		3-4-0	.42857	206	0-0-0		38	288	132	.51668	132	24	24
TOTALS		RPI 1-25	RPI 26-50		W-L RECORDS		RPI 51-100		RPI 101-150		RPI 150+		
7-8-2		0-0-0	0-0-0		OVERALL		0-2-0		0-2-0		7-4-2		
2-4-2		0-0-0	0-0-0		HOME		0-1-0		0-1-0		2-2-2		
5-4-0		0-0-0	0-0-0		AWAY		0-1-0		0-1-0		5-2-0		
0-0-0		0-0-0	0-0-0		NEUTRAL		0-0-0		0-0-0		0-0-0		
3-4-0		0-0-0	0-0-0		NON-CONFERENCE		0-2-0		0-1-0		3-1-0		
1-2-0		0-0-0	0-0-0		HOME		0-1-0		0-0-0		1-1-0		
2-2-0		0-0-0	0-0-		AWAY		0-1-0		0-1-0		2-0-0		
0-0-0		0-0-0	0-0-0		NEUTRAL		0-0-0		0-0-0		0-0-0		
4-4-2		0-0-0	0-0-0		CONFERENCE		0-0-0		0-1-0		4-3-2		
1-2-2		0-0-0	0-0-0		HOME		0-0-0		0-1-0		1-1-2		
3-2-0		0-0-0	0-0-0		AWAY		0-0-0		0-0-0		3-2-0		
0-0-0		0-0-0	0-0-0		NEUTRAL		0-0-0		0-0-0		0-0-0		
RPI S	Opponent	Score	RPI S	Opponent	Score	RPI S	Opponent	Score	RPI S	Opponent	Score		
						52 H	Miami (OH)	1 2	107 A	Western Ky.	0 1		
						78 A	Middle Tenn.	0 3	143 H	UT Martin	0 1		
									160 H	Appalachian St.	0 1		
									183 A	Toledo	2 1		
									210 A	Austin Peay	0 3		
									212 A	Jacksonville St.	2 1		
									217 H	Southeast Mo. St.	0 0		
									221 H	Eastern Ky.	1 1		
									223 H	SIU Edwardsville	2 1		
									239 H	Evansville	1 0		
									259 A	Eastern Ill.	1 2		
									266 A	Tennessee Tech	2 1		
									280 H	Morehead St.	1 2		
									293 A	Murray St.	2 1		
									314 A	Alabama St.	3 0		
LAST 10 GAMES													
						223 H	SIU Edwardsville	2 1	212 A	Jacksonville St.	2 1		
						259 A	Eastern Ill.	1 2	210 A	Austin Peay	0 3		
						143 H	UT Martin	0 1	293 A	Murray St.	2 1		
						217 H	Southeast Mo. St.	0 0	280 H	Morehead St.	1 2		
						266 A	Tennessee Tech	2 1	221 H	Eastern Ky.	1 1		

Non-Div. I Games: Union (TN) 1 0

Belmont

Average RPI Win:	245	WON-LOST	WINNING	LAST 10	STRENGTH OF	OPP. STRENGTH	TEAM	ADJ	CONF.	ADJ CONF.	
Average RPI Loss:	117	RECORD	PCT. RANK	GAMES	SCHEDULE	OF SCHEDULE	RPI	RPI	RPI	RPI	
DIV. I ONLY	8-10-1	.44737	189	2-7-1	162	181	193	.47998	190	14	14
DIV. I NON-CONF.	5-3-0	.625	97	0-0-0	252	234	165	.49325	166	15	15
<hr/>											
TOTALS	RPI 1-25	RPI 26-50		W-L RECORDS		RPI 51-100		RPI 101-150		RPI 150+	
8-10-1	0-0-0	0-1-0		OVERALL		0-3-0		0-3-0		8-3-1	
6-3-1	0-0-0	0-0-0		HOME		0-1-0		0-0-0		6-2-1	
2-7-0	0-0-0	0-1-0		AWAY		0-2-0		0-3-0		2-1-0	
0-0-0	0-0-0	0-0-0		NEUTRAL		0-0-0		0-0-0		0-0-0	
5-3-0	0-0-0	0-0-0		NON-CONFERENCE		0-1-0		0-1-0		5-1-0	
4-0-0	0-0-0	0-0-0		HOME		0-0-0		0-0-0		4-0-0	
1-3-0	0-0-0	0-0-		AWAY		0-1-0		0-1-0		1-1-0	
0-0-0	0-0-0	0-0-0		NEUTRAL		0-0-0		0-0-0		0-0-0	
3-7-1	0-0-0	0-1-0		CONFERENCE		0-2-0		0-2-0		3-2-1	
2-3-1	0-0-0	0-0-0		HOME		0-1-0		0-0-0		2-2-1	
1-4-0	0-0-0	0-1-0		AWAY		0-1-0		0-2-0		1-0-0	
0-0-0	0-0-0	0-0-0		NEUTRAL		0-0-0		0-0-0		0-0-0	
RPI S	Opponent	Score	RPI S	Opponent	Score	RPI S	Opponent	Score	RPI S	Opponent	Score
			35 A	Central Mich.	0 1	52 A	Miami (OH)	0 1	101 A	Kent St.	0 3
						52 H	Miami (OH)	0 1	124 A	Eastern Mich.	1 2
						94 A	Indiana	2 4	127 A	DePaul	0 3
									152 A	Wright St.	0 1
									167 H	Ball St.	1 1
									177 H	Northern Ill.	1 0
									183 H	Toledo	1 2
									188 H	Marshall	2 0
									240 H	Youngstown St.	1 0
									243 H	Akron	3 2
									245 H	Niagara	1 0
									254 H	Buffalo	0 1
									280 A	Morehead St.	1 0
									291 H	Cleveland St.	2 1
									292 A	Bowling Green	1 0
<hr/>											
LAST 10 GAMES											
			52 A	Miami (OH)	0 1	254 H	Buffalo	0 1			
			101 A	Kent St.	0 3	243 H	Akron	3 2			
			177 H	Northern Ill.	1 0	167 H	Ball St.	1 1			
			183 H	Toledo	1 2	52 H	Miami (OH)	0 1			
			124 A	Eastern Mich.	1 2	35 A	Central Mich.	0 1			

Non-Div. I Games:

Ohio

Average RPI Win: 211		WON-LOST RECORD	WINNING PCT. RANK	LAST 10 GAMES	STRENGTH OF SCHEDULE	OPP. STRENGTH OF SCHEDULE	TEAM RPI	ADJ RPI	CONF. RPI	ADJ CONF. RPI		
Average RPI Loss: 134												
DIV. I ONLY		8-10-0	.44444 194	4-6-0	176	160	194	.47958 191	19	19		
DIV. I NON-CONF.		5-6-0	.45455 185	1-2-0	166	112	180	.48954 178	18	19		
<hr/>												
TOTALS		RPI 1-25		RPI 26-50		W-L RECORDS		RPI 51-100		RPI 101-150	RPI 150+	
8-10-0		0-0-0		0-1-0		OVERALL		1-2-0		1-3-0		6-4-0
5-3-0		0-0-0		0-0-0		HOME		1-2-0		1-0-0		3-1-0
2-6-0		0-0-0		0-0-0		AWAY		0-0-0		0-3-0		2-3-0
1-1-0		0-0-0		0-1-0		NEUTRAL		0-0-0		0-0-0		1-0-0
<hr/>												
5-6-0		0-0-0		0-1-0		NON-CONFERENCE		1-1-0		1-2-0		3-2-0
3-2-0		0-0-0		0-0-0		HOME		1-1-0		1-0-0		1-1-0
1-3-0		0-0-0		0-0-		AWAY		0-0-0		0-2-0		1-1-0
1-1-0		0-0-0		0-1-0		NEUTRAL		0-0-0		0-0-0		1-0-0
<hr/>												
3-4-0		0-0-0		0-0-0		CONFERENCE		0-1-0		0-1-0		3-2-0
2-1-0		0-0-0		0-0-0		HOME		0-1-0		0-0-0		2-0-0
1-3-0		0-0-0		0-0-0		AWAY		0-0-0		0-1-0		1-2-0
0-0-0		0-0-0		0-0-0		NEUTRAL		0-0-0		0-0-0		0-0-0
<hr/>												
RPI S	Opponent	Score	RPI S	Opponent	Score	RPI S	Opponent	Score	RPI S	Opponent	Score	
			40 N	Long Beach St.	0 2	61 H	Iowa	1 2	102 A	Cal St. Fullerton	0 3	
						82 H	Navy	0 1	112 A	Colgate	2 3	
						91 H	Syracuse	1 0	140 H	Seton Hall	1 0	
									144 A	Providence	1 3	
									154 H	Stony Brook	0 1	
									185 A	UTEP	2 3	
									202 H	Columbia	3 2	
									208 A	Bucknell	0 2	
									219 N	Texas St.	2 1	
									225 H	Lehigh	2 1	
									231 H	American	4 0	
									250 A	Holy Cross	0 1	
									271 A	Vermont	3 1	
									305 A	Lafayette	2 0	
<hr/>												
LAST 10 GAMES												
			305 A	Lafayette	2 0	112 A	Colgate	2 3				
			231 H	American	4 0	250 A	Holy Cross	0 1				
			82 H	Navy	0 1	202 H	Columbia	3 2				
			225 H	Lehigh	2 1	40 N	Long Beach St.	0 2				
			208 A	Bucknell	0 2	102 A	Cal St. Fullerton	0 3				

Non-Div. I Games:

Army

Average RPI Win: 275		WON-LOST RECORD		WINNING PCT. RANK		LAST 10 GAMES		STRENGTH OF SCHEDULE		OPP. STRENGTH OF SCHEDULE		TEAM RPI		ADJ RPI		CONF. RPI		ADJ CONF. RPI	
DIV. I ONLY		8-9-2		.47368 170		3-6-1		161		282		195		.47951 192		17		17	
DIV. I NON-CONF.		5-4-2		.54545 146		0-1-1		186		289		184		.48765 181		22		22	
TOTALS		RPI 1-25		RPI 26-50		W-L RECORDS		RPI 51-100		RPI 101-150		RPI 150+							
8-9-2		0-1-0		0-1-0		OVERALL		0-1-0		0-2-0		8-4-2							
2-5-1		0-0-0		0-1-0		HOME		0-1-0		0-1-0		2-2-1							
5-4-1		0-1-0		0-0-0		AWAY		0-0-0		0-1-0		5-2-1							
1-0-0		0-0-0		0-0-0		NEUTRAL		0-0-0		0-0-0		1-0-0							
5-4-2		0-1-0		0-0-0		NON-CONFERENCE		0-1-0		0-1-0		5-1-2							
1-2-1		0-0-0		0-0-0		HOME		0-1-0		0-0-0		1-1-1							
3-2-1		0-1-0		0-0-		AWAY		0-0-0		0-1-0		3-0-1							
1-0-0		0-0-0		0-0-0		NEUTRAL		0-0-0		0-0-0		1-0-0							
3-5-0		0-0-0		0-1-0		CONFERENCE		0-0-0		0-1-0		3-3-0							
1-3-0		0-0-0		0-1-0		HOME		0-0-0		0-1-0		1-1-0							
2-2-0		0-0-0		0-0-0		AWAY		0-0-0		0-0-0		2-2-0							
0-0-0		0-0-0		0-0-0		NEUTRAL		0-0-0		0-0-0		0-0-0							
RPI S	Opponent	Score		RPI S	Opponent	Score		RPI S	Opponent	Score		RPI S	Opponent	Score					
11 A	Baylor	0	5	38 H	Stephen F. Austin	0	2	62 H	Rice	0	2	134 H	Oral Roberts	1	2				
												142 A	Louisiana Tech	0	1				
												178 H	Houston Baptist	1	1				
												181 H	Southeastern La.	2	3				
												199 H	Lamar	1	0				
												212 A	Jacksonville St.	1	1				
												219 A	Texas St.	1	0				
												229 A	Sam Houston St.	0	2				
												234 A	Central Ark.	0	1				
												241 H	La.-Lafayette	1	2				
												262 A	Northwestern St.	2	1				
												295 A	Nicholls St.	1	0				
												300 N	Jackson St.	2	0				
												301 A	La.-Monroe	2	1				
												311 H	Prairie View	5	0				
												312 A	Texas Southern	2	1				
LAST 10 GAMES																			

Non-Div. I Games:

McNeese St.



Average RPI Win:		194	WON-LOST RECORD		WINNING PCT. RANK		LAST 10 GAMES		STRENGTH OF SCHEDULE		OPP. STRENGTH OF SCHEDULE		TEAM RPI		ADJ RPI		CONF. RPI		ADJ CONF. RPI	
Average RPI Loss:		76																		
DIV. I ONLY			5-12-2		.31579 263		2-7-1		88		98		196		.47926 193		11		11	
DIV. I NON-CONF.			3-6-1		.35 241		0-1-0		42		64		136		.51347 136		10		10	
TOTALS		RPI 1-25		RPI 26-50		W-L RECORDS		RPI 51-100		RPI 101-150		RPI 150+								
5-12-2		0-2-0		0-4-0		OVERALL		0-3-1		1-1-0		4-2-1								
2-5-2		0-1-0		0-2-0		HOME		0-1-1		0-0-0		2-1-1								
2-7-0		0-1-0		0-2-0		AWAY		0-2-0		1-1-0		1-1-0								
1-0-0		0-0-0		0-0-0		NEUTRAL		0-0-0		0-0-0		1-0-0								
3-6-1		0-2-0		0-3-0		NON-CONFERENCE		0-1-1		0-0-0		3-0-0								
1-3-1		0-1-0		0-2-0		HOME		0-0-1		0-0-0		1-0-0								
1-3-0		0-1-0		0-0-		AWAY		0-1-0		0-0-0		1-0-0								
1-0-0		0-0-0		0-0-0		NEUTRAL		0-0-0		0-0-0		1-0-0								
2-6-1		0-0-0		0-1-0		CONFERENCE		0-2-0		1-1-0		1-2-1								
1-2-1		0-0-0		0-0-0		HOME		0-1-0		0-0-0		1-1-1								
1-4-0		0-0-0		0-1-0		AWAY		0-1-0		1-1-0		0-1-0								
0-0-0		0-0-0		0-0-0		NEUTRAL		0-0-0		0-0-0		0-0-0								
RPI S	Opponent		Score		RPI S	Opponent		Score		RPI S	Opponent		Score		RPI S	Opponent		Score		
5 H	San Diego St.		1	3	31 A	Missouri		0	2	55 H	Cal St. Northridge		0	1	102 A	Cal St. Fullerton		4	2	
23 A	Pepperdine		0	2	40 A	Long Beach St.		1	2	59 A	UC Irvine		1	3	108 A	Cal Poly		0	1	
					42 H	Oregon St.		0	2	64 A	Kansas		1	2	162 H	San Francisco		3	1	
					47 H	Illinois		0	1	94 H	Indiana		0	0	172 H	Hawaii		1	0	
															209 H	UC Davis		1	2	
															232 A	UC Riverside		0	1	
															252 N	Weber St.		2	1	
															257 H	Pacific		3	3	
															282 A	CSU Bakersfield		1	0	
LAST 10 GAMES																				
	108 A	Cal Poly		0	1	59 A	UC Irvine		1	3										
	232 A	UC Riverside		0	1	40 A	Long Beach St.		1	2										
	102 A	Cal St. Fullerton		4	2	257 H	Pacific		3	3										
	55 H	Cal St. Northridge		0	1	209 H	UC Davis		1	2										
	172 H	Hawaii		1	0	5 H	San Diego St.		1	3										

Non-Div. I Games:

UC Santa Barbara

Monmouth

Monmouth

Average RPI Win: 248		WON-LOST	WINNING	LAST 10	STRENGTH OF		OPP. STRENGTH	TEAM	ADJ	CONF.	ADJ CONF.
Average RPI Loss: 135		RECORD	PCT. RANK	GAMES	SCHEDULE		OF SCHEDULE	RPI	RPI	RPI	RPI
DIV. I ONLY		9-7-2	.55556	120	7-2-1		257	214	199	.47865	195
DIV. I NON-CONF.		3-5-1	.38889	221	1-0-0		208	117	223	.45757	222
TOTALS		RPI 1-25	RPI 26-50		W-L RECORDS		RPI 51-100		RPI 101-150		RPI 150+
9-7-2		0-0-0	0-1-0		OVERALL		0-1-1		1-2-0		8-3-1
5-4-1		0-0-0	0-1-0		HOME		0-0-1		1-1-0		4-2-0
3-2-1		0-0-0	0-0-0		AWAY		0-0-0		0-1-0		3-1-1
1-1-0		0-0-0	0-0-0		NEUTRAL		0-1-0		0-0-0		1-0-0
3-5-1		0-0-0	0-1-0		NON-CONFERENCE		0-1-1		1-2-0		2-1-0
1-3-1		0-0-0	0-1-0		HOME		0-0-1		1-1-0		0-1-0
1-1-0		0-0-0	0-0-		AWAY		0-0-0		0-1-0		1-0-0
1-1-0		0-0-0	0-0-0		NEUTRAL		0-1-0		0-0-0		1-0-0
6-2-1		0-0-0	0-0-0		CONFERENCE		0-0-0		0-0-0		6-2-1
4-1-0		0-0-0	0-0-0		HOME		0-0-0		0-0-0		4-1-0
2-1-1		0-0-0	0-0-0		AWAY		0-0-0		0-0-0		2-1-1
0-0-0		0-0-0	0-0-0		NEUTRAL		0-0-0		0-0-0		0-0-0
RPI S	Opponent	Score	RPI S	Opponent	Score	RPI S	Opponent	Score	RPI S	Opponent	Score
			42 H	Oregon St.	1 2	57 N	Utah	0 2	121 H	Boise St.	2 1
						85 H	Utah St.	0 0	125 H	Oregon	0 1
									136 A	Seattle	0 1
									157 H	Montana	2 0
									186 A	Northern Colo.	0 1
									198 H	St. Mary's (CA)	0 2
									200 H	Idaho St.	1 2
									237 H	Eastern Wash.	4 0
									251 A	Northern Ariz.	0 0
									252 H	Weber St.	1 0
									261 H	Sacramento St.	3 1
									282 A	CSU Bakersfield	2 0
									294 N	Neb. Omaha	2 1
									309 A	Southern Utah	3 0
									315 A	North Dakota	3 1
LAST 10 GAMES											
			282 A	CSU Bakersfield	2 0	251 A	Northern Ariz.	0 0			
			261 H	Sacramento St.	3 1	237 H	Eastern Wash.	4 0			
			252 H	Weber St.	1 0	157 H	Montana	2 0			
			200 H	Idaho St.	1 2	315 A	North Dakota	3 1			
			309 A	Southern Utah	3 0	186 A	Northern Colo.	0 1			

Non-Div. I Games:

Portland St.

Average RPI Win: 222		WON-LOST	WINNING	LAST 10	STRENGTH OF		OPP. STRENGTH	TEAM	ADJ		CONF.	ADJ CONF.			
Average RPI Loss: 136		RECORD	PCT. RANK	GAMES	SCHEDULE		OF SCHEDULE	RPI	RPI		RPI	RPI			
DIV. I ONLY		7-11-1	.39474	224	4-5-1		118	184	200		.4786	196	18	18	
DIV. I NON-CONF.		1-6-0	.14286	295	0-0-0		78	138	242		.44156	242	19	18	
TOTALS		RPI 1-25	RPI 26-50		W-L RECORDS		RPI 51-100		RPI 101-150		RPI 150+				
7-11-1		0-1-0	0-0-0		OVERALL		1-2-0		1-3-0		5-5-1				
4-5-1		0-0-0	0-0-0		HOME		1-1-0		0-2-0		3-2-1				
3-6-0		0-1-0	0-0-0		AWAY		0-1-0		1-1-0		2-3-0				
0-0-0		0-0-0	0-0-0		NEUTRAL		0-0-0		0-0-0		0-0-0				
1-6-0		0-1-0	0-0-0		NON-CONFERENCE		0-1-0		0-2-0		1-2-0				
0-4-0		0-0-0	0-0-0		HOME		0-1-0		0-1-0		0-2-0				
1-2-0		0-1-0	0-0-		AWAY		0-0-0		0-1-0		1-0-0				
0-0-0		0-0-0	0-0-0		NEUTRAL		0-0-0		0-0-0		0-0-0				
6-5-1		0-0-0	0-0-0		CONFERENCE		1-1-0		1-1-0		4-3-1				
4-1-1		0-0-0	0-0-0		HOME		1-0-0		0-1-0		3-0-1				
2-4-0		0-0-0	0-0-0		AWAY		0-1-0		1-0-0		1-3-0				
0-0-0		0-0-0	0-0-0		NEUTRAL		0-0-0		0-0-0		0-0-0				
RPI S	Opponent	Score		RPI S	Opponent	Score		RPI S	Opponent	Score		RPI S	Opponent	Score	
4	A Florida St.	0	4					53	H South Fla.	1	2	105	H Charlotte	1	2
								74	A UNC Greensboro	1	2	128	A Samford	2	1
								98	H Furman	1	0	128	H Samford	0	1
												133	A Jacksonville	0	1
												160	A Appalachian St.	1	2
												180	A Davidson	2	5
												205	H Ga. Southern	1	1
												214	H Western Mich.	1	2
												220	A Elon	0	2
												221	H Eastern Ky.	1	3
												222	A Western Caro.	3	2
												263	A Charleston So.	3	1
												264	H Citadel	1	0
												269	H Wofford	1	0
												308	H Chattanooga	5	1
				LAST 10 GAMES											
				128	A Samford	2	1	308	H Chattanooga	5	1				
				264	H Citadel	1	0	180	A Davidson	2	5				
				160	A Appalachian St.	1	2	205	H Ga. Southern	1	1				
				222	A Western Caro.	3	2	220	A Elon	0	2				
				128	H Samford	0	1	74	A UNC Greensboro	1	2				

Non-Div. I Games:

Col. of Charleston

Average RPI Win:	228	WON-LOST RECORD	WINNING PCT. RANK	LAST 10 GAMES	STRENGTH OF SCHEDULE	OPP. STRENGTH OF SCHEDULE	TEAM RPI	ADJ RPI	CONF. RPI	ADJ CONF. RPI	
DIV. I ONLY	11-8-1	.575	117	5-5-0	273	188	192	.47846	197	12	12
DIV. I NON-CONF.	7-3-1	.68182	74	1-0-0	275	272	179	.48764	182	12	12
<hr/>											
TOTALS	RPI 1-25	RPI 26-50		W-L RECORDS	RPI 51-100		RPI 101-150		RPI 150+		
11-8-1	0-0-0	0-1-0		OVERALL	0-0-0		1-2-0		10-5-1		
9-4-0	0-0-0	0-1-0		HOME	0-0-0		1-0-0		8-3-0		
2-4-1	0-0-0	0-0-0		AWAY	0-0-0		0-2-0		2-2-1		
0-0-0	0-0-0	0-0-0		NEUTRAL	0-0-0		0-0-0		0-0-0		
<hr/>											
7-3-1	0-0-0	0-0-0		NON-CONFERENCE	0-0-0		0-0-0		7-3-1		
7-2-0	0-0-0	0-0-0		HOME	0-0-0		0-0-0		7-2-0		
0-1-1	0-0-0	0-0-		AWAY	0-0-0		0-0-0		0-1-1		
0-0-0	0-0-0	0-0-0		NEUTRAL	0-0-0		0-0-0		0-0-0		
<hr/>											
4-5-0	0-0-0	0-1-0		CONFERENCE	0-0-0		1-2-0		3-2-0		
2-2-0	0-0-0	0-1-0		HOME	0-0-0		1-0-0		1-1-0		
2-3-0	0-0-0	0-0-0		AWAY	0-0-0		0-2-0		2-1-0		
0-0-0	0-0-0	0-0-0		NEUTRAL	0-0-0		0-0-0		0-0-0		
<hr/>											
RPI S	Opponent	Score	RPI S	Opponent	Score	RPI S	Opponent	Score	RPI S	Opponent	Score
			48 H	Dayton	2 <div>7</div>				104 A	Saint Joseph's	0 <div>2</div>
									105 H	Charlotte	2 0
									131 A	Massachusetts	1 <div>3</div>
									154 H	Stony Brook	3 2
									175 H	Maine	1 <div>2</div>
									184 A	St. Bonaventure	1 <div>2</div>
									206 H	Bryant	2 1
									211 A	Temple	2 1
									215 A	Iona	1 <div>2</div>
									218 A	Duquesne	1 0
									242 H	Xavier	0 <div>1</div>
									247 A	New Hampshire	2 <div>2</div>
									250 H	Holy Cross	0 <div>1</div>
									253 H	George Washington	1 0
									258 H	Siena	3 1
									260 H	Albany (NY)	3 1
									271 H	Vermont	2 1
									286 H	Manhattan	2 0
									290 H	NJIT	1 0
<hr/>											
LAST 10 GAMES											
			184 A	St. Bonaventure	1 <div>2</div>				211 A	Temple	2 1
			218 A	Duquesne	1 0				131 A	Massachusetts	1 <div>3</div>
			105 H	Charlotte	2 0				48 H	Dayton	2 <div>7</div>
			253 H	George Washington	1 0				242 H	Xavier	0 <div>1</div>
			104 A	Saint Joseph's	0 <div>2</div>				260 H	Albany (NY)	3 1

Non-Div. I Games:

Rhode Island

Average RPI Win:	181	WON-LOST RECORD	WINNING PCT. RANK	LAST 10 GAMES	STRENGTH OF SCHEDULE	OPP. STRENGTH OF SCHEDULE	TEAM RPI	ADJ RPI	CONF. RPI	ADJ CONF. RPI		
DIV. I ONLY		6-10-2	.38889	234	2-7-1	134	114	191	.4783	198	6	6
DIV. I NON-CONF.		5-5-2	.5	153	1-2-1	179	181	177	.4873	183	5	5
<hr/>												
TOTALS	RPI 1-25	RPI 26-50		W-L RECORDS		RPI 51-100		RPI 101-150		RPI 150+		
6-10-2	0-3-0	0-0-0		OVERALL		0-2-0		2-2-1		4-3-1		
2-5-2	0-1-0	0-0-0		HOME		0-1-0		0-0-1		2-3-1		
3-5-0	0-2-0	0-0-0		AWAY		0-1-0		2-2-0		1-0-0		
1-0-0	0-0-0	0-0-0		NEUTRAL		0-0-0		0-0-0		1-0-0		
<hr/>												
5-5-2	0-1-0	0-0-0		NON-CONFERENCE		0-0-0		1-2-1		4-2-1		
2-2-2	0-0-0	0-0-0		HOME		0-0-0		0-0-1		2-2-1		
2-3-0	0-1-0	0-0-		AWAY		0-0-0		1-2-0		1-0-0		
1-0-0	0-0-0	0-0-0		NEUTRAL		0-0-0		0-0-0		1-0-0		
<hr/>												
1-5-0	0-2-0	0-0-0		CONFERENCE		0-2-0		1-0-0		0-1-0		
0-3-0	0-1-0	0-0-0		HOME		0-1-0		0-0-0		0-1-0		
1-2-0	0-1-0	0-0-0		AWAY		0-1-0		1-0-0		0-0-0		
0-0-0	0-0-0	0-0-0		NEUTRAL		0-0-0		0-0-0		0-0-0		
<hr/>												
RPI	S	Opponent	Score	RPI	S	Opponent	Score	RPI	S	Opponent	Score	
6	A	BYU	0 5					76	A	Loyola Marymount	2 3	
14	A	Texas A&M	0 1					77	H	San Diego	0 1	
17	H	Portland	0 3									

Non-Div. I Games:

St. Mary's (CA)

Average RPI Win: 260		WON-LOST RECORD	WINNING PCT. RANK		LAST 10 GAMES	STRENGTH OF SCHEDULE	OPP. STRENGTH OF SCHEDULE	TEAM RPI	ADJ RPI		CONF. RPI	ADJ CONF. RPI
Average RPI Loss: 157												
DIV. I ONLY		10-8-1	.55263	126	6-4-0	229	303	203	.47818	199	17	17
DIV. I NON-CONF.		4-6-1	.40909	211	0-2-0	280	315	271	.41197	269	22	22
<hr/>												
TOTALS		RPI 1-25		RPI 26-50		W-L RECORDS		RPI 51-100		RPI 101-150		RPI 150+
10-8-1		0-0-0		0-1-0		OVERALL		0-0-0		1-3-0		9-4-1
7-0-1		0-0-0		0-0-0		HOME		0-0-0		0-0-0		7-0-1
3-5-0		0-0-0		0-1-0		AWAY		0-0-0		1-1-0		2-3-0
0-3-0		0-0-0		0-0-0		NEUTRAL		0-0-0		0-2-0		0-1-0
4-6-1		0-0-0		0-0-0		NON-CONFERENCE		0-0-0		0-3-0		4-3-1
3-0-1		0-0-0		0-0-0		HOME		0-0-0		0-0-0		3-0-1
1-3-0		0-0-0		0-0-		AWAY		0-0-0		0-1-0		1-2-0
0-3-0		0-0-0		0-0-0		NEUTRAL		0-0-0		0-2-0		0-1-0
6-2-0		0-0-0		0-1-0		CONFERENCE		0-0-0		1-0-0		5-1-0
4-0-0		0-0-0		0-0-0		HOME		0-0-0		0-0-0		4-0-0
2-2-0		0-0-0		0-1-0		AWAY		0-0-0		1-0-0		1-1-0
0-0-0		0-0-0		0-0-0		NEUTRAL		0-0-0		0-0-0		0-0-0
RPI	S	Opponent	Score	RPI	S	Opponent	Score	RPI	S	Opponent	Score	
				38	A	Stephen F. Austin	1 3			101	N Kent St.	0 3
										124	N Eastern Mich.	1 3
										134	A Oral Roberts	2 1
										146	A Wyoming	1 3
										178	H Houston Baptist	1 1
										181	A Southeastern La.	1 0
										192	A McNeese St.	0 1
										209	N UC Davis	0 4
										213	A Air Force	0 3
										229	H Sam Houston St.	2 0
										232	A UC Riverside	1 2
										234	H Central Ark.	2 1
										262	H Northwestern St.	1 0
										295	H Nicholls St.	1 0
										311	H Prairie View	5 1
										312	H Texas Southern	4 0
										321	H Alcorn	8 0
										323	A Southern U.	6 0
<hr/>												
LAST 10 GAMES												
				229	H	Sam Houston St.	2 0	181	A	Southeastern La.	1 0	
				38	A	Stephen F. Austin	1 3	295	H	Nicholls St.	1 0	
				134	A	Oral Roberts	2 1	192	A	McNeese St.	0 1	
				262	H	Northwestern St.	1 0	232	A	UC Riverside	1 2	
				234	H	Central Ark.	2 1	209	N	UC Davis	0 4	

Non-Div. I Games:

Lamar

Average RPI Win:	256	WON-LOST RECORD	WINNING PCT. RANK	LAST 10 GAMES	STRENGTH OF SCHEDULE	OPP. STRENGTH OF SCHEDULE	TEAM RPI	ADJ RPI	CONF. RPI	ADJ CONF. RPI		
Average RPI Loss:	194											
DIV. I ONLY	10-5-1	.65625	73	7-2-1	311	260	197	.47777	200	27	27	
DIV. I NON-CONF.	4-3-0	.57143	120	1-0-0	298	209	221	.45754	223	25	25	
<hr/>												
TOTALS	RPI 1-25	RPI 26-50		W-L RECORDS		RPI 51-100		RPI 101-150		RPI 150+		
10-5-1	0-0-0	0-0-0		OVERALL		0-1-0		0-1-0		10-3-1		
4-0-0	0-0-0	0-0-0		HOME		0-0-0		0-0-0		4-0-0		
3-5-1	0-0-0	0-0-0		AWAY		0-1-0		0-1-0		3-3-1		
3-0-0	0-0-0	0-0-0		NEUTRAL		0-0-0		0-0-0		3-0-0		
<hr/>												
4-3-0	0-0-0	0-0-0		NON-CONFERENCE		0-1-0		0-1-0		4-1-0		
0-0-0	0-0-0	0-0-0		HOME		0-0-0		0-0-0		0-0-0		
1-3-0	0-0-0	0-0-		AWAY		0-1-0		0-1-0		1-1-0		
3-0-0	0-0-0	0-0-0		NEUTRAL		0-0-0		0-0-0		3-0-0		
<hr/>												
6-2-1	0-0-0	0-0-0		CONFERENCE		0-0-0		0-0-0		6-2-1		
4-0-0	0-0-0	0-0-0		HOME		0-0-0		0-0-0		4-0-0		
2-2-1	0-0-0	0-0-0		AWAY		0-0-0		0-0-0		2-2-1		
0-0-0	0-0-0	0-0-0		NEUTRAL		0-0-0		0-0-0		0-0-0		
<hr/>												
RPI S	Opponent	Score	RPI S	Opponent	Score	RPI S	Opponent	Score	RPI S	Opponent	Score	
						76 A	Loyola Marymount	0 2	121 A	Boise St.	2 3	
						157 A	Montana	1 1				
						186 H	Northern Colo.	2 0				
						195 A	Portland St.	2 1				
						236 N	Idaho	2 0				
						237 A	Eastern Wash.	1 2				
						251 H	Northern Ariz.	2 1				
						252 A	Weber St.	0 1				
						256 A	Utah Valley	2 1				
						261 A	Sacramento St.	2 1				
						265 N	North Dakota St.	3 2				
						281 N	New Mexico St.	2 0				
						282 A	CSU Bakersfield	1 5				
						309 H	Southern Utah	2 1				
						315 H	North Dakota	3 0				
			LAST 10 GAMES									
			315 H	North Dakota	3 0	251 H	Northern Ariz.	2 1				
			186 H	Northern Colo.	2 0	309 H	Southern Utah	2 1				
			261 A	Sacramento St.	2 1	237 A	Eastern Wash.	1 2				
			195 A	Portland St.	2 1	157 A	Montana	1 1				
			252 A	Weber St.	0 1	256 A	Utah Valley	2 1				

Non-Div. I Games: Minot St. 4 0

Idaho St.



Average RPI Win:	273	WON-LOST RECORD	WINNING PCT. RANK	LAST 10 GAMES	STRENGTH OF SCHEDULE	OPP. STRENGTH OF SCHEDULE	TEAM RPI	ADJ RPI	CONF. RPI	ADJ CONF. RPI				
Average RPI Loss:	94													
DIV. I ONLY	8-7-3	.52778	139	6-1-3	232	230	204	.47739	201	28	28			
DIV. I NON-CONF.	2-6-0	.25	270	0-0-0	222	95	264	.4205	263	30	30			
<hr/>														
TOTALS	RPI 1-25	RPI 26-50		W-L RECORDS	RPI 51-100		RPI 101-150		RPI 150+					
8-7-3	0-0-0	0-1-0		OVERALL	0-3-0		0-3-0		8-0-3					
5-1-2	0-0-0	0-0-0		HOME	0-0-0		0-1-0		5-0-2					
3-3-1	0-0-0	0-0-0		AWAY	0-1-0		0-2-0		3-0-1					
0-3-0	0-0-0	0-1-0		NEUTRAL	0-2-0		0-0-0		0-0-0					
<hr/>														
2-6-0	0-0-0	0-1-0		NON-CONFERENCE	0-3-0		0-2-0		2-0-0					
2-1-0	0-0-0	0-0-0		HOME	0-0-0		0-1-0		2-0-0					
0-2-0	0-0-0	0-0-		AWAY	0-1-0		0-1-0		0-0-0					
0-3-0	0-0-0	0-1-0		NEUTRAL	0-2-0		0-0-0		0-0-0					
<hr/>														
6-1-3	0-0-0	0-0-0		CONFERENCE	0-0-0		0-1-0		6-0-3					
3-0-2	0-0-0	0-0-0		HOME	0-0-0		0-0-0		3-0-2					
3-1-1	0-0-0	0-0-0		AWAY	0-0-0		0-1-0		3-0-1					
0-0-0	0-0-0	0-0-0		NEUTRAL	0-0-0		0-0-0		0-0-0					
<hr/>														
RPI S	Opponent	Score	RPI S	Opponent	Score	RPI S	Opponent	Score	RPI S	Opponent	Score			
			34 N	Denver	0 2	61 N	Iowa	0 4	103 A	Saint Francis (PA)	0 1			
						79 A	Colorado	0 2	140 A	Seton Hall	0 2			
						91 N	Syracuse	1 2	149 H	Delaware	0 1			
									194 H	Monmouth	1 1			
									206 A	Bryant	1 0			
									207 H	Quinnipiac	0 0			
									246 A	Sacred Heart	1 0			
									274 H	UMBC	1 0			
									276 H	Mt. St. Mary's	2 1			
									283 A	Fairleigh Dickinson	1 0			
									284 H	Central Conn. St.	1 0			
									302 H	Wagner	3 0			
									304 A	Robert Morris	1 1			
									316 H	Saint Peter's	2 1			
<hr/>														
			LAST 10 GAMES											
			283 A Fairleigh Dickinson			1 0			206 A Bryant			1 0		
			284 H Central Conn. St.			1 0			302 H Wagner			3 0		
			276 H Mt. St. Mary's			2 1			207 H Quinnipiac			0 0		
			246 A Sacred Heart			1 0			103 A Saint Francis (PA)			0 1		
			194 H Monmouth			1 1			304 A Robert Morris			1 1		

Non-Div. I Games:

LIU Brooklyn

Average RPI Win:	210	WON-LOST RECORD	WINNING PCT. RANK	LAST 10 GAMES	STRENGTH OF SCHEDULE	OPP. STRENGTH OF SCHEDULE	TEAM RPI	ADJ RPI	CONF. RPI	ADJ CONF. RPI	
Average RPI Loss:	128										
DIV. I ONLY	6-8-1	.43333	197	4-5-1	175	142	201	.47716	202	10	10
DIV. I NON-CONF.	4-5-0	.44444	187	2-2-0	215	200	215	.46126	217	11	11
<hr/>											
TOTALS	RPI 1-25	RPI 26-50		W-L RECORDS	RPI 51-100		RPI 101-150		RPI 150+		
6-8-1	0-0-0	0-3-0		OVERALL	0-1-0		2-0-0		4-4-1		
4-4-0	0-0-0	0-2-0		HOME	0-0-0		2-0-0		2-2-0		
2-4-1	0-0-0	0-1-0		AWAY	0-1-0		0-0-0		2-2-1		
0-0-0	0-0-0	0-0-0		NEUTRAL	0-0-0		0-0-0		0-0-0		
<hr/>											
4-5-0	0-0-0	0-1-0		NON-CONFERENCE	0-0-0		2-0-0		2-4-0		
3-2-0	0-0-0	0-0-0		HOME	0-0-0		2-0-0		1-2-0		
1-3-0	0-0-0	0-0-		AWAY	0-0-0		0-0-0		1-2-0		
0-0-0	0-0-0	0-0-0		NEUTRAL	0-0-0		0-0-0		0-0-0		
<hr/>											
2-3-1	0-0-0	0-2-0		CONFERENCE	0-1-0		0-0-0		2-0-1		
1-2-0	0-0-0	0-2-0		HOME	0-0-0		0-0-0		1-0-0		
1-1-1	0-0-0	0-0-0		AWAY	0-1-0		0-0-0		1-0-1		
0-0-0	0-0-0	0-0-0		NEUTRAL	0-0-0		0-0-0		0-0-0		
<hr/>											
RPI S	Opponent	Score	RPI S	Opponent	Score	RPI S	Opponent	Score	RPI S	Opponent	Score
			29 H	Dartmouth	0 1	88 A	Penn	0 1	130 H	Marist	1 0
			30 A	Georgetown	0 3				145 H	Fordham	2 0
			43 H	Princeton	1 2				156 A	Yale	1 1
									161 A	Brown	2 0
									168 H	St. John's (NY)	1 2
									191 A	Army	2 3
									225 H	Lehigh	1 2
									246 H	Sacred Heart	2 0
									253 A	George Washington	0 1
									287 H	Cornell	1 0
									290 A	NJIT	2 0
			LAST 10 GAMES								
			156 A	Yale	1 1	225 H	Lehigh	1 2			
			29 H	Dartmouth	0 1	161 A	Brown	2 0			
			43 H	Princeton	1 2	191 A	Army	2 3			
			290 A	NJIT	2 0	287 H	Cornell	1 0			
			88 A	Penn	0 1	130 H	Marist	1 0			

Non-Div. I Games:

Columbia

Average RPI Win: 221		WON-LOST	WINNING	LAST 10	STRENGTH OF		OPP. STRENGTH	TEAM	ADJ		CONF.	ADJ CONF.			
Average RPI Loss: 178		RECORD	PCT. RANK	GAMES	SCHEDULE		OF SCHEDULE	RPI	RPI		RPI	RPI			
DIV. I ONLY		10-9-0	.52632	142	7-3-0		226	243	198		.47714	203	24	24	
DIV. I NON-CONF.		3-4-0	.42857	206	0-0-0		198	180	214		.46245	214	26	26	
TOTALS		RPI 1-25	RPI 26-50		W-L RECORDS		RPI 51-100		RPI 101-150		RPI 150+				
10-9-0	0-0-0	0-1-0		OVERALL		0-1-0		2-1-0		8-6-0					
6-3-0	0-0-0	0-0-0		HOME		0-1-0		2-0-0		4-2-0					
4-6-0	0-0-0	0-1-0		AWAY		0-0-0		0-1-0		4-4-0					
0-0-0	0-0-0	0-0-0		NEUTRAL		0-0-0		0-0-0		0-0-0					
3-4-0	0-0-0	0-1-0		NON-CONFERENCE		0-1-0		0-0-0		3-2-0					
1-3-0	0-0-0	0-0-0		HOME		0-1-0		0-0-0		1-2-0					
2-1-0	0-0-0	0-0-		AWAY		0-0-0		0-0-0		2-0-0					
0-0-0	0-0-0	0-0-0		NEUTRAL		0-0-0		0-0-0		0-0-0					
7-5-0	0-0-0	0-0-0		CONFERENCE		0-0-0		2-1-0		5-4-0					
5-0-0	0-0-0	0-0-0		HOME		0-0-0		2-0-0		3-0-0					
2-5-0	0-0-0	0-0-0		AWAY		0-0-0		0-1-0		2-4-0					
0-0-0	0-0-0	0-0-0		NEUTRAL		0-0-0		0-0-0		0-0-0					
RPI S	Opponent	Score		RPI S	Opponent	Score		RPI S	Opponent	Score		RPI S	Opponent	Score	
				26 A	Kentucky	0 2		72 H	UNC Wilmington	0 1		117 A	Radford	0 2	
												122 H	High Point	1 0	
												123 H	Longwood	2 0	
												165 H	Campbell	2 0	
												166 A	Winthrop	0 3	
												166 A	Winthrop	2 3	
												174 H	Liberty	1 0	
												214 H	Western Mich.	1 2	
												220 A	Elon	3 0	
												244 H	Francis Marion	3 0	
												263 A	Charleston So.	1 2	
												264 A	Citadel	3 0	
												269 H	Wofford	1 2	
												275 A	UNC Asheville	2 1	
												298 H	Presbyterian	6 1	
												307 A	Gardner-Webb	0 1	
												320 A	VMI	1 0	
				LAST 10 GAMES											
				166 A	Winthrop	0 3		275 A	UNC Asheville	2 1					
				263 A	Charleston So.	1 2		320 A	VMI	1 0					
				122 H	High Point	1 0		117 A	Radford	0 2					
				165 H	Campbell	2 0		123 H	Longwood	2 0					
				298 H	Presbyterian	6 1		174 H	Liberty	1 0					

Non-Div. I Games:

Coastal Caro.

Average RPI Win:	246	WON-LOST	WINNING	LAST 10	STRENGTH OF	OPP. STRENGTH	TEAM	ADJ	CONF.	ADJ CONF.	
Average RPI Loss:	93	RECORD	PCT. RANK	GAMES	SCHEDULE	OF SCHEDULE	RPI	RPI	RPI	RPI	
DIV. I ONLY	7-11-1	.39474	224	3-6-1	148	129	207	.47658	204	13	13
DIV. I NON-CONF.	4-5-0	.44444	187	0-0-0	87	134	140	.50997	140	13	13
<hr/>											
TOTALS	RPI 1-25	RPI 26-50		W-L RECORDS	RPI 51-100		RPI 101-150		RPI 150+		
7-11-1	0-2-0	0-1-0		OVERALL	0-3-1		1-2-0		6-3-0		
5-3-0	0-0-0	0-1-0		HOME	0-2-0		0-0-0		5-0-0		
1-8-1	0-2-0	0-0-0		AWAY	0-1-1		0-2-0		1-3-0		
1-0-0	0-0-0	0-0-0		NEUTRAL	0-0-0		1-0-0		0-0-0		
<hr/>											
4-5-0	0-2-0	0-1-0		NON-CONFERENCE	0-1-0		1-0-0		3-1-0		
2-1-0	0-0-0	0-1-0		HOME	0-0-0		0-0-0		2-0-0		
1-4-0	0-2-0	0-0-		AWAY	0-1-0		0-0-0		1-1-0		
1-0-0	0-0-0	0-0-0		NEUTRAL	0-0-0		1-0-0		0-0-0		
<hr/>											
3-6-1	0-0-0	0-0-0		CONFERENCE	0-2-1		0-2-0		3-2-0		
3-2-0	0-0-0	0-0-0		HOME	0-2-0		0-0-0		3-0-0		
0-4-1	0-0-0	0-0-0		AWAY	0-0-1		0-2-0		0-2-0		
0-0-0	0-0-0	0-0-0		NEUTRAL	0-0-0		0-0-0		0-0-0		
<hr/>											
RPI S	Opponent	Score		RPI S	Opponent	Score		RPI S	Opponent	Score	
8 A	Virginia	0	3	33 H	Maryland	1	3	58 H	William & Mary	0	1
22 A	Marquette	0	2					72 H	UNC Wilmington	0	4
								81 A	Drexel	1	1
								82 A	Navy	2	3

Non-Div. I Games:

George Mason

Average RPI Win: 235		WON-LOST RECORD		WINNING PCT. RANK		LAST 10 GAMES		STRENGTH OF SCHEDULE		OPP. STRENGTH OF SCHEDULE		TEAM RPI		ADJ RPI		CONF. RPI		ADJ CONF. RPI	
DIV. I ONLY		9-7-4		.55 132		4-5-1		259		211		206		.47642 205		18		18	
DIV. I NON-CONF.		4-1-3		.6875 67		0-0-0		302		250		196		.48018 196		19		18	
TOTALS		RPI 1-25		RPI 26-50		W-L RECORDS		RPI 51-100		RPI 101-150		RPI 150+							
9-7-4		0-0-0		0-0-0		OVERALL		1-2-0		0-1-2		8-4-2							
5-4-1		0-0-0		0-0-0		HOME		0-1-0		0-1-1		5-2-0							
4-3-3		0-0-0		0-0-0		AWAY		1-1-0		0-0-1		3-2-2							
0-0-0		0-0-0		0-0-0		NEUTRAL		0-0-0		0-0-0		0-0-0							
4-1-3		0-0-0		0-0-0		NON-CONFERENCE		0-0-0		0-0-2		4-1-1							
2-1-1		0-0-0		0-0-0		HOME		0-0-0		0-0-1		2-1-0							
2-0-2		0-0-0		0-0-		AWAY		0-0-0		0-0-1		2-0-1							
0-0-0		0-0-0		0-0-0		NEUTRAL		0-0-0		0-0-0		0-0-0							
5-6-1		0-0-0		0-0-0		CONFERENCE		1-2-0		0-1-0		4-3-1							
3-3-0		0-0-0		0-0-0		HOME		0-1-0		0-1-0		3-1-0							
2-3-1		0-0-0		0-0-0		AWAY		1-1-0		0-0-0		1-2-1							
0-0-0		0-0-0		0-0-0		NEUTRAL		0-0-0		0-0-0		0-0-0							
RPI	S	Opponent		Score		RPI	S	Opponent		Score		RPI	S	Opponent		Score			

Non-Div. I Games:

Ga. Southern

Average RPI Win: 266		WON-LOST	WINNING	LAST 10	STRENGTH OF		OPP. STRENGTH	TEAM	ADJ		CONF.	ADJ CONF.
Average RPI Loss: 166		RECORD	PCT. RANK	GAMES	SCHEDULE		OF SCHEDULE	RPI	RPI		RPI	RPI
DIV. I ONLY		11-8-0	.57895	113	6-4-0		270	279	209	.47607	206	28
DIV. I NON-CONF.		5-4-0	.55556	131	0-0-0		260	214	206	.47297	205	30
TOTALS		RPI 1-25	RPI 26-50		W-L RECORDS		RPI 51-100		RPI 101-150		RPI 150+	
11-8-0	0-0-0	0-1-0		OVERALL		0-0-0		0-2-0		11-5-0		
7-3-0	0-0-0	0-0-0		HOME		0-0-0		0-2-0		7-1-0		
4-5-0	0-0-0	0-1-0		AWAY		0-0-0		0-0-0		4-4-0		
0-0-0	0-0-0	0-0-0		NEUTRAL		0-0-0		0-0-0		0-0-0		
5-4-0	0-0-0	0-1-0		NON-CONFERENCE		0-0-0		0-1-0		5-2-0		
4-1-0	0-0-0	0-0-0		HOME		0-0-0		0-1-0		4-0-0		
1-3-0	0-0-0	0-0-		AWAY		0-0-0		0-0-0		1-2-0		
0-0-0	0-0-0	0-0-0		NEUTRAL		0-0-0		0-0-0		0-0-0		
6-4-0	0-0-0	0-0-0		CONFERENCE		0-0-0		0-1-0		6-3-0		
3-2-0	0-0-0	0-0-0		HOME		0-0-0		0-1-0		3-1-0		
3-2-0	0-0-0	0-0-0		AWAY		0-0-0		0-0-0		3-2-0		
0-0-0	0-0-0	0-0-0		NEUTRAL		0-0-0		0-0-0		0-0-0		
RPI S	Opponent	Score	RPI S	Opponent	Score	RPI S	Opponent	Score	RPI S	Opponent	Score	
			45 A	Colorado Col.	0 4				103 H	Saint Francis (PA)	0 3	
									131 H	Massachusetts	2 3	
									175 A	Maine	2 1	
									194 A	Monmouth	0 1	
									197 A	Rhode Island	1 2	
									201 H	LIU Brooklyn	0 1	
									207 H	Quinnipiac	2 1	
									213 A	Air Force	0 1	
									246 A	Sacred Heart	1 2	
									250 H	Holy Cross	1 0	
									264 H	Citadel	5 1	
									271 H	Vermont	3 1	
									276 A	Mt. St. Mary's	1 0	
									283 H	Fairleigh Dickinson	1 0	
									284 A	Central Conn. St.	2 1	
									302 A	Wagner	2 0	
									304 H	Robert Morris	1 0	
									310 H	Delaware St.	2 1	
LAST 10 GAMES												
			276 A	Mt. St. Mary's	1 0	201 H	LIU Brooklyn	0 1				
			304 H	Robert Morris	1 0	284 A	Central Conn. St.	2 1				
			283 H	Fairleigh Dickinson	1 0	103 H	Saint Francis (PA)	0 3				
			246 A	Sacred Heart	1 2	194 A	Monmouth	0 1				
			207 H	Quinnipiac	2 1	302 A	Wagner	2 0				

Non-Div. I Games:

Bryant

Average RPI Win:	250	WON-LOST RECORD	WINNING PCT. RANK	LAST 10 GAMES	STRENGTH OF SCHEDULE	OPP. STRENGTH OF SCHEDULE	TEAM RPI	ADJ RPI	CONF. RPI	ADJ CONF. RPI			
Average RPI Loss:	184												
DIV. I ONLY	9-6-2	.58824	107	5-4-1	264	294	202	.47599	207	28	28		
DIV. I NON-CONF.	4-2-1	.64286	91	0-0-0	250	236	154	.49587	161	30	30		
<hr/>													
TOTALS	RPI 1-25	RPI 26-50		W-L RECORDS		RPI 51-100		RPI 101-150		RPI 150+			
9-6-2	0-0-0	0-0-0		OVERALL		0-1-0		2-1-0		7-4-2			
6-3-0	0-0-0	0-0-0		HOME		0-1-0		2-0-0		4-2-0			
3-3-2	0-0-0	0-0-0		AWAY		0-0-0		0-1-0		3-2-2			
0-0-0	0-0-0	0-0-0		NEUTRAL		0-0-0		0-0-0		0-0-0			
<hr/>													
4-2-1	0-0-0	0-0-0		NON-CONFERENCE		0-1-0		2-0-0		2-1-1			
3-1-0	0-0-0	0-0-0		HOME		0-1-0		2-0-0		1-0-0			
1-1-1	0-0-0	0-0-		AWAY		0-0-0		0-0-0		1-1-1			
0-0-0	0-0-0	0-0-0		NEUTRAL		0-0-0		0-0-0		0-0-0			
<hr/>													
5-4-1	0-0-0	0-0-0		CONFERENCE		0-0-0		0-1-0		5-3-1			
3-2-0	0-0-0	0-0-0		HOME		0-0-0		0-0-0		3-2-0			
2-2-1	0-0-0	0-0-0		AWAY		0-0-0		0-1-0		2-1-1			
0-0-0	0-0-0	0-0-0		NEUTRAL		0-0-0		0-0-0		0-0-0			
<hr/>													
RPI S	Opponent	Score	RPI S	Opponent	Score	RPI S	Opponent	Score	RPI S	Opponent	Score		
						95 H	Harvard	0 3	103 A	Saint Francis (PA)	1 2		
									135 H	Hartford	1 0		
									144 H	Providence	1 0		
									194 H	Monmouth	0 1		
									201 A	LIU Brooklyn	0 0		
									206 A	Bryant	1 2		
									246 H	Sacred Heart	0 1		
									250 A	Holy Cross	1 0		
									258 A	Siena	0 1		
									271 H	Vermont	2 1		
									276 H	Mt. St. Mary's	1 0		
									283 H	Fairleigh Dickinson	1 0		
									284 H	Central Conn. St.	1 0		
									290 A	NJIT	0 0		
									302 A	Wagner	4 1		
									304 A	Robert Morris	2 1		
<hr/>													
LAST 10 GAMES													
103 A Saint Francis (PA)						1	2	302 A Wagner				4	1
304 A Robert Morris						2	1	194 H Monmouth				0	1
246 H Sacred Heart						0	1	201 A LIU Brooklyn				0	0
276 H Mt. St. Mary's						1	0	284 H Central Conn. St.				1	0
206 A Bryant						1	2	283 H Fairleigh Dickinson				1	0

Non-Div. I Games:

Quinnipiac

Average RPI Win:		262	WON-LOST RECORD		WINNING PCT. RANK		LAST 10 GAMES		STRENGTH OF SCHEDULE		OPP. STRENGTH OF SCHEDULE		TEAM RPI		ADJ RPI		CONF. RPI		ADJ CONF. RPI				
DIV. I ONLY			10-9-0		.52632 142		4-6-0		242		202		210		.47556 208		19		19				
DIV. I NON-CONF.			7-5-0		.58333 117		1-2-0		251		199		187		.48528 187		18		19				
TOTALS		RPI 1-25		RPI 26-50				W-L RECORDS				RPI 51-100				RPI 101-150				RPI 150+			
10-9-0		0-1-0		0-1-0				OVERALL				0-1-0				0-2-0				10-4-0			
7-3-0		0-0-0		0-0-0				HOME				0-0-0				0-1-0				7-2-0			
2-6-0		0-1-0		0-1-0				AWAY				0-1-0				0-1-0				2-2-0			
1-0-0		0-0-0		0-0-0				NEUTRAL				0-0-0				0-0-0				1-0-0			
7-5-0		0-1-0		0-1-0				NON-CONFERENCE				0-0-0				0-1-0				7-2-0			
5-1-0		0-0-0		0-0-0				HOME				0-0-0				0-0-0				5-1-0			
1-4-0		0-1-0		0-0-				AWAY				0-0-0				0-1-0				1-1-0			
1-0-0		0-0-0		0-0-0				NEUTRAL				0-0-0				0-0-0				1-0-0			
3-4-0		0-0-0		0-0-0				CONFERENCE				0-1-0				0-1-0				3-2-0			
2-2-0		0-0-0		0-0-0				HOME				0-0-0				0-1-0				2-1-0			
1-2-0		0-0-0		0-0-0				AWAY				0-1-0				0-0-0				1-1-0			
0-0-0		0-0-0		0-0-0				NEUTRAL				0-0-0				0-0-0				0-0-0			
RPI	S	Opponent		Score		RPI	S	Opponent		Score		RPI	S	Opponent		Score		RPI	S	Opponent		Score	
3	A	Penn St.		1	3	41	A	Rutgers		1	2	82	A	Navy		0	1	103	A	Saint Francis (PA)		1	5
																		112	H	Colgate		1	4
																		184	A	St. Bonaventure		3	0
																		191	H	Army		2	0
																		198	A	St. Mary's (CA)		0	2
																		225	A	Lehigh		1	2
																		227	H	Binghamton		0	3
																		231	H	American		0	1
																		250	H	Holy Cross		1	0
																		254	H	Buffalo		1	0
																		274	H	UMBC		3	0
																		276	H	Mt. St. Mary's		2	0
																		282	N	CSU Bakersfield		3	1
																		299	H	Canisius		5	0
																		304	H	Robert Morris		3	1
																		305	A	Lafayette		1	0
LAST 10 GAMES																							
						82	A	Navy		0	1	250	H	Holy Cross		1	0						
						305	A	Lafayette		1	0	3	A	Penn St.		1	3						
						225	A	Lehigh		1	2	112	H	Colgate		1	4						
						231	H	American		0	1	299	H	Canisius		5	0						
						191	H	Army		2	0	198	A	St. Mary's (CA)		0	2						

Non-Div. I Games:

Bucknell



Average RPI Win: 210		WON-LOST RECORD	WINNING PCT. RANK		LAST 10 GAMES		STRENGTH OF SCHEDULE		OPP. STRENGTH OF SCHEDULE		TEAM RPI	ADJ RPI	CONF. RPI	ADJ CONF. RPI	
Average RPI Loss: 119															
DIV. I ONLY		8-9-2	.47368	170	3-6-1		222		127		205	.47542	209	11	11
DIV. I NON-CONF.		5-4-1	.55	137	0-1-0		221		176		181	.48679	184	10	10
TOTALS		RPI 1-25		RPI 26-50		W-L RECORDS		RPI 51-100		RPI 101-150		RPI 150+			
8-9-2	0-0-0			0-2-0	OVERALL		0-2-1		1-2-0		7-3-1				
5-3-1	0-0-0			0-2-0	HOME		0-0-1		1-1-0		4-0-0				
2-4-1	0-0-0			0-0-0	AWAY		0-1-0		0-1-0		2-2-1				
1-2-0	0-0-0			0-0-0	NEUTRAL		0-1-0		0-0-0		1-1-0				
5-4-1	0-0-0			0-1-0	NON-CONFERENCE		0-1-0		1-0-0		4-2-1				
4-1-0	0-0-0			0-1-0	HOME		0-0-0		1-0-0		3-0-0				
0-1-1	0-0-0			0-0-	AWAY		0-0-0		0-0-0		0-1-1				
1-2-0	0-0-0			0-0-0	NEUTRAL		0-1-0		0-0-0		1-1-0				
3-5-1	0-0-0			0-1-0	CONFERENCE		0-1-1		0-2-0		3-1-0				
1-2-1	0-0-0			0-1-0	HOME		0-0-1		0-1-0		1-0-0				
2-3-0	0-0-0			0-0-0	AWAY		0-1-0		0-1-0		2-1-0				
0-0-0	0-0-0			0-0-0	NEUTRAL		0-0-0		0-0-0		0-0-0				
RPI S	Opponent	Score	RPI S	Opponent	Score	RPI S	Opponent	Score	RPI S	Opponent	Score				
			27 H	California	1 2	55 A	Cal St. Northridge	0 1	102 H	Cal St. Fullerton	1 2				
			40 H	Long Beach St.	0 1	59 H	UC Irvine	1 1	108 A	Cal Poly	0 1				
						89 N	New Mexico	0 2	141 H	Fresno St.	2 1				
									159 H	Nevada	2 1				
									172 A	Hawaii	2 3				
									193 A	UC Santa Barbara	2 1				
									198 A	St. Mary's (CA)	0 1				
									199 N	Lamar	4 0				
									232 H	UC Riverside	2 1				
									248 H	San Jose St.	3 1				
									251 H	Northern Ariz.	3 0				
									257 A	Pacific	3 2				
									261 A	Sacramento St.	0 0				
									282 N	CSU Bakersfield	0 1				
LAST 10 GAMES															
			232 H	UC Riverside	2 1	40 H	Long Beach St.	0 1							
			102 H	Cal St. Fullerton	1 2	257 A	Pacific	3 2							
			55 A	Cal St. Northridge	0 1	108 A	Cal Poly	0 1							
			172 A	Hawaii	2 3	193 A	UC Santa Barbara	2 1							
			59 H	UC Irvine	1 1	89 N	New Mexico	0 2							

Non-Div. I Games:

UC Davis

Average RPI Win:	246	WON-LOST RECORD	WINNING PCT. RANK	LAST 10 GAMES	STRENGTH OF SCHEDULE	OPP. STRENGTH OF SCHEDULE	TEAM RPI	ADJ RPI	CONF. RPI	ADJ CONF. RPI				
Average RPI Loss:	172													
DIV. I ONLY	11-7-1	.60526	97	7-2-1	294	231	208	.47392	210	25	25			
DIV. I NON-CONF.	4-5-0	.44444	187	0-0-0	297	216	254	.42545	258	24	24			
<hr/>														
TOTALS	RPI 1-25	RPI 26-50		W-L RECORDS	RPI 51-100		RPI 101-150		RPI 150+					
11-7-1	0-0-0	0-0-0		OVERALL	0-2-0		0-2-0		11-3-1					
7-4-0	0-0-0	0-0-0		HOME	0-0-0		0-1-0		7-3-0					
4-3-1	0-0-0	0-0-0		AWAY	0-2-0		0-1-0		4-0-1					
0-0-0	0-0-0	0-0-0		NEUTRAL	0-0-0		0-0-0		0-0-0					
<hr/>														
4-5-0	0-0-0	0-0-0		NON-CONFERENCE	0-2-0		0-1-0		4-2-0					
3-3-0	0-0-0	0-0-0		HOME	0-0-0		0-1-0		3-2-0					
1-2-0	0-0-0	0-0-		AWAY	0-2-0		0-0-0		1-0-0					
0-0-0	0-0-0	0-0-0		NEUTRAL	0-0-0		0-0-0		0-0-0					
<hr/>														
7-2-1	0-0-0	0-0-0		CONFERENCE	0-0-0		0-1-0		7-1-1					
4-1-0	0-0-0	0-0-0		HOME	0-0-0		0-0-0		4-1-0					
3-1-1	0-0-0	0-0-0		AWAY	0-0-0		0-1-0		3-0-1					
0-0-0	0-0-0	0-0-0		NEUTRAL	0-0-0		0-0-0		0-0-0					
<hr/>														
RPI S	Opponent	Score	RPI S	Opponent	Score	RPI S	Opponent	Score	RPI S	Opponent	Score			
						52 A	Miami (OH)	0 4	139 H	Gonzaga	0 1			
						65 A	Arkansas	1 2	143 A	UT Martin	1 2			
						160 H	Appalachian St.	3 1	189 H	Belmont	3 0			
						212 H	Jacksonville St.	2 0	216 H	South Ala.	0 1			
						217 A	Southeast Mo. St.	1 0	221 H	Eastern Ky.	2 1			
						223 A	SIU Edwardsville	0 0	259 A	Eastern Ill.	6 1			
						266 H	Tennessee Tech	2 0	280 A	Morehead St.	1 0			
						285 A	UALR	3 1	293 H	Murray St.	0 1			
						297 H	Lipscomb	0 1	306 H	Alabama A&M	6 1			
						308 H	Chattanooga	4 1						
						LAST 10 GAMES								
						221 H	Eastern Ky.	2 1				259 A	Eastern Ill.	6 1
						280 A	Morehead St.	1 0				189 H	Belmont	3 0
						212 H	Jacksonville St.	2 0				217 A	Southeast Mo. St.	1 0
						266 H	Tennessee Tech	2 0				143 A	UT Martin	1 2
						223 A	SIU Edwardsville	0 0				293 H	Murray St.	0 1

Non-Div. I Games:

Austin Peay

Average RPI Win:	197	WON-LOST RECORD	WINNING PCT. RANK	LAST 10 GAMES	STRENGTH OF SCHEDULE	OPP. STRENGTH OF SCHEDULE	TEAM RPI	ADJ RPI	CONF. RPI	ADJ CONF. RPI	
DIV. I ONLY		5-12-3	.325 260	3-6-1	84	159	211	.47389 211	12	12	
DIV. I NON-CONF.		3-6-2	.36364 231	1-0-0	70	228	170	.49093 173	12	12	
<hr/>											
TOTALS	RPI 1-25	RPI 26-50		W-L RECORDS	RPI 51-100		RPI 101-150		RPI 150+		
5-12-3	0-0-0	0-1-0		OVERALL	0-3-1		2-3-1		3-5-1		
3-4-2	0-0-0	0-0-0		HOME	0-1-1		1-2-1		2-1-0		
2-7-1	0-0-0	0-1-0		AWAY	0-2-0		1-0-0		1-4-1		
0-1-0	0-0-0	0-0-0		NEUTRAL	0-0-0		0-1-0		0-0-0		
<hr/>											
3-6-2	0-0-0	0-1-0		NON-CONFERENCE	0-2-0		1-1-1		2-2-1		
2-1-1	0-0-0	0-0-0		HOME	0-1-0		0-0-1		2-0-0		
1-4-1	0-0-0	0-0-		AWAY	0-1-0		1-0-0		0-2-1		
0-1-0	0-0-0	0-0-0		NEUTRAL	0-0-0		0-1-0		0-0-0		
<hr/>											
2-6-1	0-0-0	0-0-0		CONFERENCE	0-1-1		1-2-0		1-3-0		
1-3-1	0-0-0	0-0-0		HOME	0-0-1		1-2-0		0-1-0		
1-3-0	0-0-0	0-0-0		AWAY	0-1-0		0-0-0		1-2-0		
0-0-0	0-0-0	0-0-0		NEUTRAL	0-0-0		0-0-0		0-0-0		
<hr/>											
RPI S	Opponent	Score	RPI S	Opponent	Score	RPI S	Opponent	Score	RPI S	Opponent	Score
			43 A	Princeton	0 1	51 H	La Salle	0 0	104 H	Saint Joseph's	0 1
						60 A	Butler	1 2	110 N	Hofstra	1 3
						81 H	Drexel	0 1	130 A	Marist	1 0
						88 A	Penn	0 2	131 H	Massachusetts	2 0
									135 H	Hartford	0 0
									145 H	Fordham	0 3
									154 A	Stony Brook	1 1
									158 A	Saint Louis	0 2
									163 A	James Madison	0 2
									184 A	St. Bonaventure	0 1
									197 H	Rhode Island	1 2
									215 H	Iona	1 0
									218 A	Duquesne	1 0
									258 A	Siena	0 1
									290 H	NJIT	1 0
<hr/>											
LAST 10 GAMES											
			51 H	La Salle	0 0	197 H	Rhode Island	1 2			
			145 H	Fordham	0 3	218 A	Duquesne	1 0			
			158 A	Saint Louis	0 2	184 A	St. Bonaventure	0 1			
			60 A	Butler	1 2	104 H	Saint Joseph's	0 1			
			131 H	Massachusetts	2 0	130 A	Marist	1 0			

Non-Div. I Games:

Temple

Average RPI Win:	245	WON-LOST RECORD	WINNING PCT. RANK	LAST 10 GAMES	STRENGTH OF SCHEDULE	OPP. STRENGTH OF SCHEDULE	TEAM RPI	ADJ RPI	CONF. RPI	ADJ CONF. RPI	
DIV. I ONLY	10-8-2	.55	132	3-6-1	253	285	212	.47293	212	25	25
DIV. I NON-CONF.	7-2-1	.75	43	0-0-0	200	281	103	.53517	103	24	24
<hr/>											
TOTALS	RPI 1-25	RPI 26-50		W-L RECORDS		RPI 51-100		RPI 101-150		RPI 150+	
10-8-2	0-0-0	0-0-0		OVERALL		0-1-0		2-2-0		8-5-2	
3-5-1	0-0-0	0-0-0		HOME		0-1-0		0-2-0		3-2-1	
5-3-1	0-0-0	0-0-0		AWAY		0-0-0		1-0-0		4-3-1	
2-0-0	0-0-0	0-0-0		NEUTRAL		0-0-0		1-0-0		1-0-0	
7-2-1	0-0-0	0-0-0		NON-CONFERENCE		0-1-0		2-1-0		5-0-1	
1-2-1	0-0-0	0-0-0		HOME		0-1-0		0-1-0		1-0-1	
4-0-0	0-0-0	0-0-		AWAY		0-0-0		1-0-0		3-0-0	
2-0-0	0-0-0	0-0-0		NEUTRAL		0-0-0		1-0-0		1-0-0	
3-6-1	0-0-0	0-0-0		CONFERENCE		0-0-0		0-1-0		3-5-1	
2-3-0	0-0-0	0-0-0		HOME		0-0-0		0-1-0		2-2-0	
1-3-1	0-0-0	0-0-0		AWAY		0-0-0		0-0-0		1-3-1	
0-0-0	0-0-0	0-0-0		NEUTRAL		0-0-0		0-0-0		0-0-0	
RPI	S	Opponent	Score	RPI	S	Opponent	Score	RPI	S	Opponent	Score
						78 H Middle Tenn.	0 2			128 A Samford	2 1
										142 N Louisiana Tech	1 0
										143 H UT Martin	1 3
										147 H Mercer	1 2
										189 H Belmont	1 2
										192 H McNeese St.	1 1
										210 A Austin Peay	0 2
										217 H Southeast Mo. St.	0 1
										221 A Eastern Ky.	1 2
										223 H SIU Edwardsville	3 2
										238 A Georgia St.	2 1
										259 H Eastern Ill.	1 0
										266 A Tennessee Tech	2 1
										280 A Morehead St.	1 1
										288 N Stetson	2 0
										293 A Murray St.	1 2
										296 H South Carolina St.	2 0
										300 A Jackson St.	2 0
										306 A Alabama A&M	5 0
				LAST 10 GAMES							
						217 H Southeast Mo. St.	0 1			280 A Morehead St.	1 1
						143 H UT Martin	1 3			221 A Eastern Ky.	1 2
						210 A Austin Peay	0 2			223 H SIU Edwardsville	3 2
						293 A Murray St.	1 2			259 H Eastern Ill.	1 0
						189 H Belmont	1 2			266 A Tennessee Tech	2 1

Non-Div. I Games:

Jacksonville St.

Average RPI Win:	219	WON-LOST RECORD	WINNING PCT. RANK	LAST 10 GAMES	STRENGTH OF SCHEDULE	OPP. STRENGTH OF SCHEDULE	TEAM RPI	ADJ RPI	CONF. RPI	ADJ CONF. RPI		
DIV. I ONLY		5-9-3	.38235	241	1-8-1	150	146	213	.47083	213	8	8
DIV. I NON-CONF.		5-2-3	.65	83	1-1-1	199	244	133	.515	134	9	9
<hr/>												
TOTALS	RPI 1-25	RPI 26-50		W-L RECORDS		RPI 51-100		RPI 101-150		RPI 150+		
5-9-3	0-1-0	0-0-0		OVERALL		0-3-0		0-3-1		5-2-2		
5-3-2	0-0-0	0-0-0		HOME		0-1-0		0-1-1		5-1-1		
0-6-1	0-1-0	0-0-0		AWAY		0-2-0		0-2-0		0-1-1		
0-0-0	0-0-0	0-0-0		NEUTRAL		0-0-0		0-0-0		0-0-0		
<hr/>												
5-2-3	0-0-0	0-0-0		NON-CONFERENCE		0-1-0		0-0-1		5-1-2		
5-0-2	0-0-0	0-0-0		HOME		0-0-0		0-0-1		5-0-1		
0-2-1	0-0-0	0-0-		AWAY		0-1-0		0-0-0		0-1-1		
0-0-0	0-0-0	0-0-0		NEUTRAL		0-0-0		0-0-0		0-0-0		
<hr/>												
0-7-0	0-1-0	0-0-0		CONFERENCE		0-2-0		0-3-0		0-1-0		
0-3-0	0-0-0	0-0-0		HOME		0-1-0		0-1-0		0-1-0		
0-4-0	0-1-0	0-0-0		AWAY		0-1-0		0-2-0		0-0-0		
0-0-0	0-0-0	0-0-0		NEUTRAL		0-0-0		0-0-0		0-0-0		
<hr/>												
RPI	S	Opponent	Score	RPI	S	Opponent	Score	RPI	S	Opponent	Score	
5	A	San Diego St.	0 3					75	H	UNLV	0 1	
								79	A	Colorado	0 2	
								89	A	New Mexico	0 1	
										112	H Colgate	1 1
										121	H Boise St.	0 1
										141	A Fresno St.	0 3
										146	A Wyoming	0 1
										157	H Montana	1 0
										159	H Nevada	0 1
										168	A St. John's (NY)	1 2
										199	H Lamar	3 0
										206	H Bryant	1 0
										229	H Sam Houston St.	2 1
										237	H Eastern Wash.	0 0
										283	A Fairleigh Dickinson	0 0
										304	H Robert Morris	3 0
<hr/>												
				LAST 10 GAMES								
				146	A	Wyoming	0 1	75	H	UNLV	0 1	
				5	A	San Diego St.	0 3	141	A	Fresno St.	0 3	
				89	A	New Mexico	0 1	229	H	Sam Houston St.	2 1	
				159	H	Nevada	0 1	79	A	Colorado	0 2	
				121	H	Boise St.	0 1	112	H	Colgate	1 1	

Non-Div. I Games:




Air Force

Average RPI Win:	221	WON-LOST	WINNING	LAST 10	STRENGTH OF	OPP. STRENGTH	TEAM	ADJ	CONF.	ADJ CONF.	
Average RPI Loss:	126	RECORD	PCT. RANK	GAMES	SCHEDULE	OF SCHEDULE	RPI	RPI	RPI	RPI	
DIV. I ONLY	5-9-4	.38889	234	1-5-4	154	165	217	.4694	214	14	14
DIV. I NON-CONF.	4-4-0	.5	153	0-0-0	160	195	162	.49502	162	15	15
<hr/>											
TOTALS	RPI 1-25	RPI 26-50		W-L RECORDS	RPI 51-100		RPI 101-150		RPI 150+		
5-9-4	0-0-0	0-2-0		OVERALL	0-1-0		1-3-0		4-3-4		
2-3-1	0-0-0	0-1-0		HOME	0-0-0		0-1-0		2-1-1		
3-6-3	0-0-0	0-1-0		AWAY	0-1-0		1-2-0		2-2-3		
0-0-0	0-0-0	0-0-0		NEUTRAL	0-0-0		0-0-0		0-0-0		
<hr/>											
4-4-0	0-0-0	0-1-0		NON-CONFERENCE	0-0-0		1-1-0		3-2-0		
1-1-0	0-0-0	0-0-0		HOME	0-0-0		0-0-0		1-1-0		
3-3-0	0-0-0	0-0-		AWAY	0-0-0		1-1-0		2-1-0		
0-0-0	0-0-0	0-0-0		NEUTRAL	0-0-0		0-0-0		0-0-0		
<hr/>											
1-5-4	0-0-0	0-1-0		CONFERENCE	0-1-0		0-2-0		1-1-4		
1-2-1	0-0-0	0-1-0		HOME	0-0-0		0-1-0		1-0-1		
0-3-3	0-0-0	0-0-0		AWAY	0-1-0		0-1-0		0-1-3		
0-0-0	0-0-0	0-0-0		NEUTRAL	0-0-0		0-0-0		0-0-0		
<hr/>											
RPI S	Opponent	Score	RPI S	Opponent	Score	RPI S	Opponent	Score	RPI S	Opponent	Score
			35 H	Central Mich.	0 1	52 A	Miami (OH)	0 3	101 H	Kent St.	0 1
			47 A	Illinois	0 1				118 A	Michigan St.	0 1
									119 A	Illinois St.	2 1
									124 A	Eastern Mich.	1 2
									167 A	Ball St.	0 0
									177 A	Northern Ill.	0 0
									179 A	Valparaiso	0 2
									183 H	Toledo	0 0
									196 A	Col. of Charleston	2 1
									203 A	Coastal Caro.	2 1
									226 H	Loyola Chicago	1 2
									243 A	Akron	1 1
									254 A	Buffalo	0 1
									292 H	Bowling Green	1 0
									293 H	Murray St.	4 1
<hr/>											
LAST 10 GAMES											
			124 A	Eastern Mich.	1 2	52 A	Miami (OH)	0 3			
			254 A	Buffalo	0 1	292 H	Bowling Green	1 0			
			243 A	Akron	1 1	35 H	Central Mich.	0 1			
			101 H	Kent St.	0 1	177 A	Northern Ill.	0 0			
			167 A	Ball St.	0 0	183 H	Toledo	0 0			

Non-Div. I Games:

Western Mich.

I  
o  
n  
a

 Tie,  Loss,  Non-Conf,S Site, H Home, A Away, N Neutral Page 215

Average RPI Win:	275	WON-LOST RECORD	WINNING PCT. RANK	LAST 10 GAMES	STRENGTH OF SCHEDULE	OPP. STRENGTH OF SCHEDULE	TEAM RPI	ADJ RPI	CONF. RPI	ADJ CONF. RPI					
DIV. I ONLY		8-9-3	.475	168	3-5-2	200	257	214	.46877	216	16	16			
DIV. I NON-CONF.		5-4-1	.55	137	0-0-0	233	296	205	.47172	206	17	17			
<hr/>															
TOTALS	RPI 1-25	RPI 26-50		W-L RECORDS		RPI 51-100		RPI 101-150		RPI 150+					
8-9-3	0-0-0	0-0-0		OVERALL		0-4-0		0-3-1		8-2-2					
5-3-2	0-0-0	0-0-0		HOME		0-2-0		0-0-1		5-1-1					
2-6-1	0-0-0	0-0-0		AWAY		0-2-0		0-3-0		2-1-1					
1-0-0	0-0-0	0-0-0		NEUTRAL		0-0-0		0-0-0		1-0-0					
<hr/>															
5-4-1	0-0-0	0-0-0		NON-CONFERENCE		0-1-0		0-2-1		5-1-0					
3-1-1	0-0-0	0-0-0		HOME		0-1-0		0-0-1		3-0-0					
1-3-0	0-0-0	0-0-		AWAY		0-0-0		0-2-0		1-1-0					
1-0-0	0-0-0	0-0-0		NEUTRAL		0-0-0		0-0-0		1-0-0					
<hr/>															
3-5-2	0-0-0	0-0-0		CONFERENCE		0-3-0		0-1-0		3-1-2					
2-2-1	0-0-0	0-0-0		HOME		0-1-0		0-0-0		2-1-1					
1-3-1	0-0-0	0-0-0		AWAY		0-2-0		0-1-0		1-0-1					
0-0-0	0-0-0	0-0-0		NEUTRAL		0-0-0		0-0-0		0-0-0					
<hr/>															
RPI	S	Opponent	Score	RPI	S	Opponent	Score	RPI	S	Opponent	Score				
				56 A North Texas				0	4	107 A Western Ky.				0	2
				78 A Middle Tenn.				1	2	129 A Mississippi St.				0	5
				90 H FIU				0	1	142 H Louisiana Tech				1	1
				96 H Alabama				0	9	147 A Mercer				0	1
										164 H Arkansas St.				0	0
										176 H Troy				1	2
										210 A Austin Peay				1	0
										235 H Southern Miss.				2	0
										241 A La.-Lafayette				1	1
										272 H Fla. Atlantic				1	0
										285 H UALR				9	0
										289 N Mississippi Val.				2	0
										293 A Murray St.				0	1
										295 H Nicholls St.				2	1
										301 A La.-Monroe				4	0
										314 H Alabama St.				2	0
<hr/>															
LAST 10 GAMES															
176 H Troy				1	2	164 H Arkansas St.				0	0				
241 A La.-Lafayette				1	1	285 H UALR				9	0				
301 A La.-Monroe				4	0	56 A North Texas				0	4				
78 A Middle Tenn.				1	2	272 H Fla. Atlantic				1	0				
107 A Western Ky.				0	2	90 H FIU				0	1				

Non-Div. I Games:

South Ala.



Average RPI Win:	238	WON-LOST RECORD	WINNING PCT. RANK	LAST 10 GAMES	STRENGTH OF SCHEDULE	OPP. STRENGTH OF SCHEDULE	TEAM RPI	ADJ RPI	CONF. RPI	ADJ CONF. RPI		
DIV. I ONLY		6-9-4	.42105	203	5-3-2	174	197	215	.46862	217	25	25
DIV. I NON-CONF.		1-6-2	.22222	283	0-0-0	97	119	230	.45118	230	24	24
<hr/>												
TOTALS	RPI 1-25	RPI 26-50		W-L RECORDS		RPI 51-100		RPI 101-150		RPI 150+		
6-9-4	0-0-0	0-2-0		OVERALL		0-1-0		0-2-1		6-4-3		
4-3-3	0-0-0	0-0-0		HOME		0-0-0		0-1-1		4-2-2		
2-5-1	0-0-0	0-1-0		AWAY		0-1-0		0-1-0		2-2-1		
0-1-0	0-0-0	0-1-0		NEUTRAL		0-0-0		0-0-0		0-0-0		
<hr/>												
1-6-2	0-0-0	0-2-0		NON-CONFERENCE		0-1-0		0-2-0		1-1-2		
1-2-2	0-0-0	0-0-0		HOME		0-0-0		0-1-0		1-1-2		
0-3-0	0-0-0	0-0-		AWAY		0-1-0		0-1-0		0-0-0		
0-1-0	0-0-0	0-1-0		NEUTRAL		0-0-0		0-0-0		0-0-0		
<hr/>												
5-3-2	0-0-0	0-0-0		CONFERENCE		0-0-0		0-0-1		5-3-1		
3-1-1	0-0-0	0-0-0		HOME		0-0-0		0-0-1		3-1-0		
2-2-1	0-0-0	0-0-0		AWAY		0-0-0		0-0-0		2-2-1		
0-0-0	0-0-0	0-0-0		NEUTRAL		0-0-0		0-0-0		0-0-0		
<hr/>												
RPI	S	Opponent	Score	RPI	S	Opponent	Score	RPI	S	Opponent	Score	
26	A	Kentucky	0 1	80	A	Memphis	0 5	109	A	Nebraska	0 4	
39	N	Louisville	0 4					119	H	Illinois St.	1 2	
								143	H	UT Martin	1 1	
								155	H	Drake	2 1	
								158	H	Saint Louis	0 0	
								189	A	Belmont	0 0	
								210	H	Austin Peay	0 1	
								212	A	Jacksonville St.	1 0	
								221	H	Eastern Ky.	1 0	
								223	A	SIU Edwardsville	0 1	
								239	H	Evansville	0 0	
								255	H	UMKC	0 1	
								259	A	Eastern Ill.	2 3	
								266	A	Tennessee Tech	5 1	
								280	H	Morehead St.	2 1	
								293	H	Murray St.	6 0	
<hr/>												
LAST 10 GAMES												
212	A	Jacksonville St.	1 0	259	A	Eastern Ill.	2 3					
266	A	Tennessee Tech	5 1	223	A	SIU Edwardsville	0 1					
189	A	Belmont	0 0	210	H	Austin Peay	0 1					
280	H	Morehead St.	2 1	293	H	Murray St.	6 0					
221	H	Eastern Ky.	1 0	143	H	UT Martin	1 1					

**Non-Div. I Games:**

Southeast Mo. St.

D  
u  
q  
u  
e  
s  
n  
e

Duquesne

Average RPI Win:	264	WON-LOST	WINNING	LAST 10	STRENGTH OF	OPP. STRENGTH	TEAM	ADJ	CONF.	ADJ CONF.		
Average RPI Loss:	108	RECORD	PCT. RANK	GAMES	SCHEDULE	OF SCHEDULE	RPI	RPI	RPI	RPI		
DIV. I ONLY	7-11-1	.39474	224	5-5-0	166	163	219	.4676	219	15	15	
DIV. I NON-CONF.	3-7-1	.31818	255	1-1-0	145	189	229	.4533	229	14	14	
<hr/>												
TOTALS	RPI 1-25	RPI 26-50		W-L RECORDS		RPI 51-100		RPI 101-150		RPI 150+		
7-11-1	0-0-0	0-3-0		OVERALL		0-3-0		0-2-0		7-3-1		
4-5-0	0-0-0	0-2-0		HOME		0-0-0		0-2-0		4-1-0		
3-5-1	0-0-0	0-1-0		AWAY		0-3-0		0-0-0		3-1-1		
0-1-0	0-0-0	0-0-0		NEUTRAL		0-0-0		0-0-0		0-1-0		
<hr/>												
3-7-1	0-0-0	0-2-0		NON-CONFERENCE		0-2-0		0-0-0		3-3-1		
2-3-0	0-0-0	0-2-0		HOME		0-0-0		0-0-0		2-1-0		
1-3-1	0-0-0	0-0-		AWAY		0-2-0		0-0-0		1-1-1		
0-1-0	0-0-0	0-0-0		NEUTRAL		0-0-0		0-0-0		0-1-0		
<hr/>												
4-4-0	0-0-0	0-1-0		CONFERENCE		0-1-0		0-2-0		4-0-0		
2-2-0	0-0-0	0-0-0		HOME		0-0-0		0-2-0		2-0-0		
2-2-0	0-0-0	0-1-0		AWAY		0-1-0		0-0-0		2-0-0		
0-0-0	0-0-0	0-0-0		NEUTRAL		0-0-0		0-0-0		0-0-0		
<hr/>												
RPI	S	Opponent	Score	RPI	S	Opponent	Score	RPI	S	Opponent	Score	
				34	A	Denver	0 1	62	A	Rice	1 2	
				35	H	Central Mich.	0 2	83	A	TCU	0 3	
				38	H	Stephen F. Austin	0 1	85	A	Utah St.	0 4	
										136	H Seattle	0 2
										142	H Louisiana Tech	0 2
										178	A Houston Baptist	1 1
										185	A UTEP	1 3
										191	N Army	1 2
										192	H McNeese St.	0 1
										228	A UTSA	1 0
										229	A Sam Houston St.	1 0
										236	H Idaho	2 1
										248	A San Jose St.	3 1
										281	H New Mexico St.	3 0
										311	H Prairie View	3 0
										312	H Texas Southern	6 0
				LAST 10 GAMES								
				228	A	UTSA	1 0	248	A	San Jose St.	3 1	
				34	A	Denver	0 1	136	H	Seattle	0 2	
				281	H	New Mexico St.	3 0	236	H	Idaho	2 1	
				142	H	Louisiana Tech	0 2	312	H	Texas Southern	6 0	
				85	A	Utah St.	0 4	192	H	McNeese St.	0 1	

Non-Div. I Games:

Texas St.

Average RPI Win: 219		WON-LOST	WINNING	LAST 10	STRENGTH OF	OPP. STRENGTH	TEAM	ADJ	CONF.	ADJ CONF.							
Average RPI Loss: 139		RECORD	PCT. RANK	GAMES	SCHEDULE	OF SCHEDULE	RPI	RPI	RPI	RPI							
DIV. I ONLY		7-8-6	.47619	166	5-2-3	234	173	220	.46712	220	18	18					
DIV. I NON-CONF.		2-5-2	.33333	246	0-0-0	277	137	268	.41432	268	19	18					
<hr/>																	
TOTALS		RPI 1-25		RPI 26-50		W-L RECORDS		RPI 51-100		RPI 101-150		RPI 150+					
7-8-6		0-1-0		0-0-0		OVERALL		1-1-0		0-1-1		6-5-5					
3-3-3		0-0-0		0-0-0		HOME		0-1-0		0-0-0		3-2-3					
4-3-3		0-1-0		0-0-0		AWAY		1-0-0		0-1-1		3-1-2					
0-2-0		0-0-0		0-0-0		NEUTRAL		0-0-0		0-0-0		0-2-0					
2-5-2		0-1-0		0-0-0		NON-CONFERENCE		0-0-0		0-0-1		2-4-1					
1-1-1		0-0-0		0-0-0		HOME		0-0-0		0-0-0		1-1-1					
1-2-1		0-1-0		0-0-		AWAY		0-0-0		0-0-1		1-1-0					
0-2-0		0-0-0		0-0-0		NEUTRAL		0-0-0		0-0-0		0-2-0					
5-3-4		0-0-0		0-0-0		CONFERENCE		1-1-0		0-1-0		4-1-4					
2-2-2		0-0-0		0-0-0		HOME		0-1-0		0-0-0		2-1-2					
3-1-2		0-0-0		0-0-0		AWAY		1-0-0		0-1-0		2-0-2					
0-0-0		0-0-0		0-0-0		NEUTRAL		0-0-0		0-0-0		0-0-0					
RPI	S	Opponent		Score		RPI	S	Opponent		Score		RPI	S	Opponent		Score	
15	A	Duke		0 8								122	A	High Point		1 1	
												128	A	Samford		1 2	
												160	A	Appalachian St.		1 0	
												160	H	Appalachian St.		1 2	
												165	N	Campbell		0 1	
												176	N	Troy		1 2	
												180	H	Davidson		0 0	
												187	A	North Carolina St.		0 3	
												196	H	Col. of Charleston		2 0	
												203	H	Coastal Caro.		0 3	
												205	H	Ga. Southern		1 0	
												222	A	Western Caro.		1 1	
												224	H	Cincinnati		1 1	
												244	H	Francis Marion		1 0	
												264	H	Citadel		1 1	
												269	A	Wofford		0 0	
												308	A	Chattanooga		5 0	
												320	A	VMI		4 0	
						LAST 10 GAMES											
						160 A Appalachian St.						1 0					
						74 H UNC Greensboro						0 2					
						128 A Samford						1 2					
						308 A Chattanooga						5 0					
						180 H Davidson						0 0					
						205 H Ga. Southern						1 0					
						98 A Furman						2 1					
						269 A Wofford						0 0					
						196 H Col. of Charleston						2 0					
						264 H Citadel						1 1					

Non-Div. I Games:

Elon

Average RPI Win: 256		WON-LOST	WINNING	LAST 10	STRENGTH OF		OPP. STRENGTH	TEAM	ADJ		CONF.	ADJ CONF.
Average RPI Loss: 171		RECORD	PCT. RANK	GAMES	SCHEDULE		OF SCHEDULE	RPI	RPI		RPI	RPI
DIV. I ONLY		9-7-2	.55556	120	6-3-1		293	204	221		25	25
DIV. I NON-CONF.		3-4-1	.4375	198	0-0-0		295	144	253		24	24
TOTALS		RPI 1-25	RPI 26-50		W-L RECORDS		RPI 51-100		RPI 101-150		RPI 150+	
9-7-2		0-0-0	0-1-0		OVERALL		0-0-0		0-2-0		9-4-2	
7-0-1		0-0-0	0-0-0		HOME		0-0-0		0-0-0		7-0-1	
2-6-1		0-0-0	0-1-0		AWAY		0-0-0		0-1-0		2-4-1	
0-1-0		0-0-0	0-0-0		NEUTRAL		0-0-0		0-1-0		0-0-0	
3-4-1		0-0-0	0-1-0		NON-CONFERENCE		0-0-0		0-1-0		3-2-1	
2-0-1		0-0-0	0-0-0		HOME		0-0-0		0-0-0		2-0-1	
1-3-0		0-0-0	0-0-		AWAY		0-0-0		0-0-0		1-2-0	
0-1-0		0-0-0	0-0-0		NEUTRAL		0-0-0		0-1-0		0-0-0	
6-3-1		0-0-0	0-0-0		CONFERENCE		0-0-0		0-1-0		6-2-1	
5-0-0		0-0-0	0-0-0		HOME		0-0-0		0-0-0		5-0-0	
1-3-1		0-0-0	0-0-0		AWAY		0-0-0		0-1-0		1-2-1	
0-0-0		0-0-0	0-0-0		NEUTRAL		0-0-0		0-0-0		0-0-0	
RPI S	Opponent	Score	RPI S	Opponent	Score	RPI S	Opponent	Score	RPI S	Opponent	Score	
			26 A	Kentucky	1 2				137 N	Kennesaw St.	0 3	
									143 A	UT Martin	0 3	
									152 H	Wright St.	1 1	
									189 A	Belmont	1 1	
									196 A	Col. of Charleston	3 1	
									210 A	Austin Peay	1 2	
									212 H	Jacksonville St.	2 1	
									217 A	Southeast Mo. St.	0 1	
									223 H	SIU Edwardsville	2 1	
									224 A	Cincinnati	0 2	
									242 A	Xavier	0 2	
									259 H	Eastern Ill.	2 1	
									266 H	Tennessee Tech	2 0	
									275 H	UNC Asheville	2 1	
									280 H	Morehead St.	2 1	
									293 A	Murray St.	1 0	
									304 H	Robert Morris	1 0	
LAST 10 GAMES												
			210 A	Austin Peay	1 2		217 A	Southeast Mo. St.	0 1			
			293 A	Murray St.	1 0		266 H	Tennessee Tech	2 0			
			259 H	Eastern Ill.	2 1		212 H	Jacksonville St.	2 1			
			223 H	SIU Edwardsville	2 1		189 A	Belmont	1 1			
			143 A	UT Martin	0 3		280 H	Morehead St.	2 1			

Non-Div. I Games: Transylvania 1 0

Eastern Ky.

Average RPI Win:	235	WON-LOST RECORD	WINNING PCT. RANK	LAST 10 GAMES	STRENGTH OF SCHEDULE	OPP. STRENGTH OF SCHEDULE	TEAM RPI	ADJ RPI	CONF. RPI	ADJ CONF. RPI	
DIV. I ONLY	7-10-2	.42105	203	3-6-1	179	219	222	.4665	222	18	18
DIV. I NON-CONF.	4-4-0	.5	153	0-0-0	140	229	158	.49718	157	19	18
<hr/>											
TOTALS	RPI 1-25	RPI 26-50		W-L RECORDS	RPI 51-100		RPI 101-150		RPI 150+		
7-10-2	0-1-0	0-0-0		OVERALL	1-1-0		0-3-0		6-5-2		
4-4-1	0-0-0	0-0-0		HOME	0-0-0		0-0-0		4-4-1		
3-6-1	0-1-0	0-0-0		AWAY	1-1-0		0-3-0		2-1-1		
0-0-0	0-0-0	0-0-0		NEUTRAL	0-0-0		0-0-0		0-0-0		
<hr/>											
4-4-0	0-1-0	0-0-0		NON-CONFERENCE	0-0-0		0-2-0		4-1-0		
3-1-0	0-0-0	0-0-0		HOME	0-0-0		0-0-0		3-1-0		
1-3-0	0-1-0	0-0-		AWAY	0-0-0		0-2-0		1-0-0		
0-0-0	0-0-0	0-0-0		NEUTRAL	0-0-0		0-0-0		0-0-0		
<hr/>											
3-6-2	0-0-0	0-0-0		CONFERENCE	1-1-0		0-1-0		2-4-2		
1-3-1	0-0-0	0-0-0		HOME	0-0-0		0-0-0		1-3-1		
2-3-1	0-0-0	0-0-0		AWAY	1-1-0		0-1-0		1-1-1		
0-0-0	0-0-0	0-0-0		NEUTRAL	0-0-0		0-0-0		0-0-0		
<hr/>											
RPI S	Opponent	Score		RPI S	Opponent	Score		RPI S	Opponent	Score	
20 A	West Virginia	1	2					74 A	UNC Greensboro	1	0
								98 A	Furman	0	1
								105 A	Charlotte	0	1
								120 A	East Tenn. St.	2	3
								128 A	Samford	2	3
								160 A	Appalachian St.	0	1
								165 H	Campbell	1	2
								166 A	Winthrop	2	1
								180 H	Davidson	0	2
								196 H	Col. of Charleston	2	3
								205 H	Ga. Southern	1	2
								220 H	Elon	1	1
								260 H	Albany (NY)	3	1
								264 H	Citadel	3	2
								266 H	Tennessee Tech	1	0
								269 A	Wofford	1	1
								307 H	Gardner-Webb	2	0
								308 A	Chattanooga	1	0
<hr/>											
LAST 10 GAMES											
160 A Appalachian St.				0	1	308 A Chattanooga				1	0
264 H Citadel				3	2	128 A Samford				2	3
196 H Col. of Charleston				2	3	205 H Ga. Southern				1	2
269 A Wofford				1	1	180 H Davidson				0	2
98 A Furman				0	1	74 A UNC Greensboro				1	0

**Non-Div. I Games:**

Western Caro.

Average RPI Win:	224	WON-LOST RECORD	WINNING PCT. RANK	LAST 10 GAMES	STRENGTH OF SCHEDULE	OPP. STRENGTH OF SCHEDULE	TEAM RPI	ADJ RPI	CONF. RPI	ADJ CONF. RPI		
DIV. I ONLY		7-7-3	.5	150	4-4-2	237	256	223	.46588	223	25	25
DIV. I NON-CONF.		3-3-1	.5	153	0-0-0	187	242	193	.48156	194	24	24
<hr/>												
TOTALS	RPI 1-25	RPI 26-50			W-L RECORDS		RPI 51-100		RPI 101-150		RPI 150+	
7-7-3	0-0-0	0-0-0			OVERALL		0-0-0		1-0-0		6-7-3	
7-2-1	0-0-0	0-0-0			HOME		0-0-0		1-0-0		6-2-1	
0-5-2	0-0-0	0-0-0			AWAY		0-0-0		0-0-0		0-5-2	
0-0-0	0-0-0	0-0-0			NEUTRAL		0-0-0		0-0-0		0-0-0	
<hr/>												
3-3-1	0-0-0	0-0-0			NON-CONFERENCE		0-0-0		0-0-0		3-3-1	
3-2-0	0-0-0	0-0-0			HOME		0-0-0		0-0-0		3-2-0	
0-1-1	0-0-0	0-0-			AWAY		0-0-0		0-0-0		0-1-1	
0-0-0	0-0-0	0-0-0			NEUTRAL		0-0-0		0-0-0		0-0-0	
<hr/>												
4-4-2	0-0-0	0-0-0			CONFERENCE		0-0-0		1-0-0		3-4-2	
4-0-1	0-0-0	0-0-0			HOME		0-0-0		1-0-0		3-0-1	
0-4-1	0-0-0	0-0-0			AWAY		0-0-0		0-0-0		0-4-1	
0-0-0	0-0-0	0-0-0			NEUTRAL		0-0-0		0-0-0		0-0-0	
<hr/>												
RPI	S	Opponent	Score	RPI	S	Opponent	Score	RPI	S	Opponent	Score	
								143	H	UT Martin	1	0
								155	H	Drake	1	0
								158	H	Saint Louis	0	1
								169	A	Missouri St.	0	0
								177	H	Northern Ill.	0	1
								189	A	Belmont	1	2
								210	H	Austin Peay	0	0
								212	A	Jacksonville St.	2	3
								217	H	Southeast Mo. St.	1	0
								221	A	Eastern Ky.	1	2
								230	A	Indiana St.	0	2
								249	H	UNI	2	0
								255	H	UMKC	2	1
								259	H	Eastern Ill.	1	0
								266	A	Tennessee Tech	0	1
								280	A	Morehead St.	1	1
								293	H	Murray St.	1	0
LAST 10 GAMES												
189 A Belmont				1	2	143 H UT Martin				1	0	
280 A Morehead St.				1	1	217 H Southeast Mo. St.				1	0	
221 A Eastern Ky.				1	2	212 A Jacksonville St.				2	3	
210 H Austin Peay				0	0	266 A Tennessee Tech				0	1	
293 H Murray St.				1	0	259 H Eastern Ill.				1	0	

**Non-Div. I Games:**

SIU Edwardsville

Average RPI Win:		182	WON-LOST RECORD		WINNING PCT. RANK		LAST 10 GAMES		STRENGTH OF SCHEDULE		OPP. STRENGTH OF SCHEDULE		TEAM RPI		ADJ RPI		CONF. RPI		ADJ CONF. RPI				
DIV. I ONLY			4-13-1		.25 286		1-9-0		96		71		225		.46422 224		7 7						
DIV. I NON-CONF.			3-3-1		.5 153		0-0-0		220		78		189		.48464 188		7 7						
TOTALS		RPI 1-25		RPI 26-50		W-L RECORDS		RPI 51-100		RPI 101-150		RPI 150+											
4-13-1		0-2-0		0-3-0		OVERALL		0-5-0		0-3-0		4-0-1											
3-5-0		0-0-0		0-1-0		HOME		0-2-0		0-2-0		3-0-0											
1-6-1		0-2-0		0-2-0		AWAY		0-1-0		0-1-0		1-0-1											
0-2-0		0-0-0		0-0-0		NEUTRAL		0-2-0		0-0-0		0-0-0											
3-3-1		0-0-0		0-0-0		NON-CONFERENCE		0-2-0		0-1-0		3-0-1											
2-1-0		0-0-0		0-0-0		HOME		0-0-0		0-1-0		2-0-0											
1-0-1		0-0-0		0-0-		AWAY		0-0-0		0-0-0		1-0-1											
0-2-0		0-0-0		0-0-0		NEUTRAL		0-2-0		0-0-0		0-0-0											
1-10-0		0-2-0		0-3-0		CONFERENCE		0-3-0		0-2-0		1-0-0											
1-4-0		0-0-0		0-1-0		HOME		0-2-0		0-1-0		1-0-0											
0-6-0		0-2-0		0-2-0		AWAY		0-1-0		0-1-0		0-0-0											
0-0-0		0-0-0		0-0-0		NEUTRAL		0-0-0		0-0-0		0-0-0											
RPI	S	Opponent		Score		RPI	S	Opponent		Score		RPI	S	Opponent		Score							
18	A	Notre Dame		0 7		30	H	Georgetown		0 1		53	A	South Fla.		1 4		109	H	Nebraska		1 2	
22	A	Marquette		0 5		39	A	Louisville		1 2		59	N	UC Irvine		1 2		127	H	DePaul		0 1	
						41	A	Rutgers		0 5		79	N	Colorado		1 2		140	A	Seton Hall		1 3	
												91	H	Syracuse		0 1		153	H	Northeastern		2 1	
												99	H	Villanova		0 1		168	H	St. John's (NY)		1 0	
																		187	A	North Carolina St.		3 1	
																		220	A	Elon		1 1	
																		221	H	Eastern Ky.		2 0	
LAST 10 GAMES																							
		39 A Louisville		1 2				22 A Marquette		0 5				53 A South Fla.		1 4							
		41 A Rutgers		0 5				53 A South Fla.		1 4				91 H Syracuse		0 1							
		140 A Seton Hall		1 3				168 H St. John's (NY)		1 0				18 A Notre Dame		0 7							
		99 H Villanova		0 1																			
		30 H Georgetown		0 1																			

Non-Div. I Games:

Cincinnati



Average RPI Win: 180		WON-LOST	WINNING	LAST 10	STRENGTH OF	OPP. STRENGTH	TEAM	ADJ	CONF.	ADJ CONF.		
Average RPI Loss: 156		RECORD	PCT. RANK	GAMES	SCHEDULE	OF SCHEDULE	RPI	RPI	RPI	RPI		
DIV. I ONLY		5-12-0	.29412	273	4-6-0	80	220	227	.46373	225	19	19
DIV. I NON-CONF.		2-8-0	.2	290	1-2-0	60	188	225	.45714	225	18	19
<hr/>												
TOTALS		RPI 1-25		RPI 26-50		W-L RECORDS		RPI 51-100		RPI 101-150		RPI 150+
5-12-0		0-0-0		0-1-0		OVERALL		0-2-0		2-3-0		3-6-0
4-3-0		0-0-0		0-0-0		HOME		0-1-0		2-2-0		2-0-0
1-9-0		0-0-0		0-1-0		AWAY		0-1-0		0-1-0		1-6-0
0-0-0		0-0-0		0-0-0		NEUTRAL		0-0-0		0-0-0		0-0-0
2-8-0		0-0-0		0-1-0		NON-CONFERENCE		0-1-0		1-3-0		1-3-0
1-3-0		0-0-0		0-0-0		HOME		0-1-0		1-2-0		0-0-0
1-5-0		0-0-0		0-0-		AWAY		0-0-0		0-1-0		1-3-0
0-0-0		0-0-0		0-0-0		NEUTRAL		0-0-0		0-0-0		0-0-0
3-4-0		0-0-0		0-0-0		CONFERENCE		0-1-0		1-0-0		2-3-0
3-0-0		0-0-0		0-0-0		HOME		0-0-0		1-0-0		2-0-0
0-4-0		0-0-0		0-0-0		AWAY		0-1-0		0-0-0		0-3-0
0-0-0		0-0-0		0-0-0		NEUTRAL		0-0-0		0-0-0		0-0-0
RPI	S	Opponent	Score	RPI	S	Opponent	Score	RPI	S	Opponent	Score	
				43	A	Princeton	1 6	51	H	La Salle	2 3	
								82	A	Navy	0 1	
										104	H	Saint Joseph's
											1	2
										112	H	Colgate
											1	0
										130	H	Marist
											3	0
										140	H	Seton Hall
											0	2
										144	A	Providence
											0	4
										154	A	Stony Brook
											1	3
										191	A	Army
											1	2
										194	A	Monmouth
											1	2
										202	A	Columbia
											2	1
										208	H	Bucknell
											2	1
										227	A	Binghamton
											0	4
										231	A	American
											0	1
										250	H	Holy Cross
											4	0
										305	A	Lafayette
											0	1
<hr/>												
				LAST 10 GAMES								
				250	H	Holy Cross	4 0	82	A	Navy	0 1	
				112	H	Colgate	1 0	231	A	American	0 1	
				208	H	Bucknell	2 1	202	A	Columbia	2 1	
				191	A	Army	1 2	305	A	Lafayette	0 1	
				43	A	Princeton	1 6	51	H	La Salle	2 3	

Non-Div. I Games:

Lehigh

Average RPI Win: 221		WON-LOST	WINNING	LAST 10	STRENGTH OF		OPP. STRENGTH	TEAM	ADJ	CONF.	ADJ CONF.								
Average RPI Loss: 145		RECORD	PCT. RANK	GAMES	SCHEDULE		OF SCHEDULE	RPI	RPI	RPI	RPI								
DIV. I ONLY		7-8-3	.47222	177	4-4-2		236	186	225	.46302	226	23	23						
DIV. I NON-CONF.		5-5-1	.5	153	2-1-0		236	154	207	.47155	207	23	23						
<hr/>																			
TOTALS		RPI 1-25		RPI 26-50		W-L RECORDS		RPI 51-100		RPI 101-150		RPI 150+							
7-8-3		0-0-0		0-1-0		OVERALL		0-1-0		1-2-0		6-4-3							
2-1-2		0-0-0		0-0-0		HOME		0-0-0		0-0-0		2-1-2							
5-7-1		0-0-0		0-1-0		AWAY		0-1-0		1-2-0		4-3-1							
0-0-0		0-0-0		0-0-0		NEUTRAL		0-0-0		0-0-0		0-0-0							
5-5-1		0-0-0		0-1-0		NON-CONFERENCE		0-1-0		1-1-0		4-2-1							
1-0-1		0-0-0		0-0-0		HOME		0-0-0		0-0-0		1-0-1							
4-5-0		0-0-0		0-0-		AWAY		0-1-0		1-1-0		3-2-0							
0-0-0		0-0-0		0-0-0		NEUTRAL		0-0-0		0-0-0		0-0-0							
2-3-2		0-0-0		0-0-0		CONFERENCE		0-0-0		0-1-0		2-2-2							
1-1-1		0-0-0		0-0-0		HOME		0-0-0		0-0-0		1-1-1							
1-2-1		0-0-0		0-0-0		AWAY		0-0-0		0-1-0		1-1-1							
0-0-0		0-0-0		0-0-0		NEUTRAL		0-0-0		0-0-0		0-0-0							
RPI	S	Opponent		Score		RPI	S	Opponent		Score		RPI	S	Opponent		Score			
						36	A	Wisconsin	0	4			61	A	Iowa	0	4		
															119	A	Illinois St.	0	1
															127	A	DePaul	1	0
															138	A	Milwaukee	1	2
															152	H	Wright St.	0	0
															156	H	Yale	2	1
															170	A	Detroit	0	1
															177	A	Northern Ill.	0	3
															179	A	Valparaiso	0	0
															183	A	Toledo	0	3
															214	A	Western Mich.	2	1
															230	A	Indiana St.	1	0
															240	A	Youngstown St.	2	0
															277	H	Green Bay	0	1
															291	H	Cleveland St.	1	0
															292	A	Bowling Green	1	0
															318	H	South Dakota	1	1
LAST 10 GAMES																			
						277	H	Green Bay	0	1	119	A	Illinois St.	0	1				
						179	A	Valparaiso	0	0	170	A	Detroit	0	1				
						240	A	Youngstown St.	2	0	230	A	Indiana St.	1	0				
						138	A	Milwaukee	1	2	291	H	Cleveland St.	1	0				
						152	H	Wright St.	0	0	292	A	Bowling Green	1	0				

Non-Div. I Games:

Loyola Chicago

Average RPI Win:	256	WON-LOST RECORD	WINNING PCT. RANK	LAST 10 GAMES	STRENGTH OF SCHEDULE	OPP. STRENGTH OF SCHEDULE	TEAM RPI	ADJ RPI	CONF. RPI	ADJ CONF. RPI							
Average RPI Loss:	151																
DIV. I ONLY	8-8-1	.5	150	3-6-1	267	209	228	.46255	227	21	20						
DIV. I NON-CONF.	6-3-0	.66667	75	1-1-0	258	231	150	.5009	150	16	16						
<hr/>																	
TOTALS	RPI 1-25	RPI 26-50		W-L RECORDS	RPI 51-100		RPI 101-150		RPI 150+								
8-8-1	0-0-0	0-0-0		OVERALL	0-1-0		0-3-0		8-4-1								
3-4-1	0-0-0	0-0-0		HOME	0-1-0		0-0-0		3-3-1								
5-4-0	0-0-0	0-0-0		AWAY	0-0-0		0-3-0		5-1-0								
0-0-0	0-0-0	0-0-0		NEUTRAL	0-0-0		0-0-0		0-0-0								
<hr/>																	
6-3-0	0-0-0	0-0-0		NON-CONFERENCE	0-0-0		0-2-0		6-1-0								
3-1-0	0-0-0	0-0-0		HOME	0-0-0		0-0-0		3-1-0								
3-2-0	0-0-0	0-0-		AWAY	0-0-0		0-2-0		3-0-0								
0-0-0	0-0-0	0-0-0		NEUTRAL	0-0-0		0-0-0		0-0-0								
<hr/>																	
2-5-1	0-0-0	0-0-0		CONFERENCE	0-1-0		0-1-0		2-3-1								
0-3-1	0-0-0	0-0-0		HOME	0-1-0		0-0-0		0-2-1								
2-2-0	0-0-0	0-0-0		AWAY	0-0-0		0-1-0		2-1-0								
0-0-0	0-0-0	0-0-0		NEUTRAL	0-0-0		0-0-0		0-0-0								
<hr/>																	
RPI S	Opponent	Score	RPI S	Opponent	Score	RPI S	Opponent	Score	RPI S	Opponent	Score						
						68 H Boston U.			0	1							
									104 A Saint Joseph's	0	3						
									130 A Marist	0	2						
									135 A Hartford	0	1						
									154 A Stony Brook	1	2						
									175 H Maine	1	3						
									184 H St. Bonaventure	0	1						
									208 A Bucknell	3	0						
									225 H Lehigh	4	0						
									245 A Niagara	1	0						
									247 H New Hampshire	0	0						
									258 H Siena	2	1						
									260 H Albany (NY)	0	1						
									271 A Vermont	2	1						
									274 A UMBC	3	0						
									283 A Fairleigh Dickinson	1	0						
									287 H Cornell	2	1						
						<hr/>											
									LAST 10 GAMES								
			271 A Vermont			2	1	154 A Stony Brook	1	2							
			274 A UMBC			3	0	247 H New Hampshire	0	0							
			68 H Boston U.			0	1	135 A Hartford	0	1							
			175 H Maine			1	3	130 A Marist	0	2							
			260 H Albany (NY)			0	1	283 A Fairleigh Dickinson	1	0							

Non-Div. I Games:

Binghamton

Average RPI Win: 218		WON-LOST RECORD	WINNING PCT. RANK		LAST 10 GAMES	STRENGTH OF SCHEDULE	OPP. STRENGTH OF SCHEDULE	TEAM RPI	ADJ RPI		CONF. RPI	ADJ CONF. RPI					
Average RPI Loss: 106																	
DIV. I ONLY		3-12-2	.23529	291	2-6-2	64	148	224	.46249	228	15	15					
DIV. I NON-CONF.		1-8-0	.11111	301	0-2-0	23	126	212	.46543	213	14	14					
<hr/>																	
TOTALS		RPI 1-25		RPI 26-50		W-L RECORDS		RPI 51-100		RPI 101-150		RPI 150+					
3-12-2		0-2-0		0-3-0		OVERALL		0-1-0		1-3-1		2-3-1					
1-6-2		0-1-0		0-1-0		HOME		0-0-0		1-2-1		0-2-1					
2-6-0		0-1-0		0-2-0		AWAY		0-1-0		0-1-0		2-1-0					
0-0-0		0-0-0		0-0-0		NEUTRAL		0-0-0		0-0-0		0-0-0					
<hr/>																	
1-8-0		0-2-0		0-2-0		NON-CONFERENCE		0-0-0		1-2-0		0-2-0					
1-4-0		0-1-0		0-1-0		HOME		0-0-0		1-1-0		0-1-0					
0-4-0		0-1-0		0-0-		AWAY		0-0-0		0-1-0		0-1-0					
0-0-0		0-0-0		0-0-0		NEUTRAL		0-0-0		0-0-0		0-0-0					
<hr/>																	
2-4-2		0-0-0		0-1-0		CONFERENCE		0-1-0		0-1-1		2-1-1					
0-2-2		0-0-0		0-0-0		HOME		0-0-0		0-1-1		0-1-1					
2-2-0		0-0-0		0-1-0		AWAY		0-1-0		0-0-0		2-0-0					
0-0-0		0-0-0		0-0-0		NEUTRAL		0-0-0		0-0-0		0-0-0					
<hr/>																	
RPI	S	Opponent		Score		RPI	S	Opponent		Score		RPI	S	Opponent		Score	
11	H	Baylor		0	4	34	A	Denver		2	4	85	A	Utah St.		0	3
14	A	Texas A&M		0	2	46	A	Miami (FL)		0	1			101 H Kent St.		1	4
						48	H	Dayton		1	5			115 A Houston		1	2
														124 H Eastern Mich.		2	1
														136 H Seattle		1	1
														142 H Louisiana Tech		0	1
														178 A Houston Baptist		0	1
														219 H Texas St.		0	1
														236 H Idaho		1	1
														248 A San Jose St.		2	1
														281 A New Mexico St.		2	1
														282 H CSU Bakersfield		3	5
<hr/>																	
LAST 10 GAMES																	
219	H	Texas St.		0	1	248	A	San Jose St.		2	1						
281	A	New Mexico St.		2	1	85	A	Utah St.		0	3						
34	A	Denver		2	4	236	H	Idaho		1	1						
142	H	Louisiana Tech		0	1	136	H	Seattle		1	1						
282	H	CSU Bakersfield		3	5	46	A	Miami (FL)		0	1						

Non-Div. I Games:

UTSA

Average RPI Win:	270	WON-LOST RECORD	WINNING PCT. RANK	LAST 10 GAMES	STRENGTH OF SCHEDULE	OPP. STRENGTH OF SCHEDULE	TEAM RPI	ADJ RPI	CONF. RPI	ADJ CONF. RPI	
DIV. I ONLY		7-10-1	.41667 212	4-5-1	190	217	230	.46212 229	17	17	
DIV. I NON-CONF.		3-7-0	.3 258	0-2-0	255	210	272	.41174 270	22	22	
<hr/>											
TOTALS	RPI 1-25	RPI 26-50		W-L RECORDS	RPI 51-100		RPI 101-150		RPI 150+		
7-10-1	0-0-0	0-2-0		OVERALL	0-2-0		0-1-0		7-5-1		
5-2-0	0-0-0	0-0-0		HOME	0-1-0		0-0-0		5-1-0		
2-6-1	0-0-0	0-1-0		AWAY	0-1-0		0-1-0		2-3-1		
0-2-0	0-0-0	0-1-0		NEUTRAL	0-0-0		0-0-0		0-1-0		
<hr/>											
3-7-0	0-0-0	0-1-0		NON-CONFERENCE	0-2-0		0-0-0		3-4-0		
1-2-0	0-0-0	0-0-0		HOME	0-1-0		0-0-0		1-1-0		
2-3-0	0-0-0	0-0-		AWAY	0-1-0		0-0-0		2-2-0		
0-2-0	0-0-0	0-1-0		NEUTRAL	0-0-0		0-0-0		0-1-0		
<hr/>											
4-3-1	0-0-0	0-1-0		CONFERENCE	0-0-0		0-1-0		4-1-1		
4-0-0	0-0-0	0-0-0		HOME	0-0-0		0-0-0		4-0-0		
0-3-1	0-0-0	0-1-0		AWAY	0-0-0		0-1-0		0-1-1		
0-0-0	0-0-0	0-0-0		NEUTRAL	0-0-0		0-0-0		0-0-0		
<hr/>											
RPI S	Opponent	Score	RPI S	Opponent	Score	RPI S	Opponent	Score	RPI S	Opponent	Score
38 A	Stephen F. Austin	0 4	56 H	North Texas	0 1	134 A	Oral Roberts	0 1			
41 N	Rutgers	0 2	62 A	Rice	0 2	181 A	Southeastern La.	0 0			
						185 A	UTEP	0 1			
						192 H	McNeese St.	2 0			
						198 N	St. Mary's (CA)	0 1			
						199 A	Lamar	0 2			
						213 A	Air Force	1 2			
						219 H	Texas St.	0 1			
						234 H	Central Ark.	2 1			
						262 H	Northwestern St.	2 0			
						281 A	New Mexico St.	1 0			
						295 H	Nicholls St.	2 0			
						311 H	Prairie View	1 0			
						312 A	Texas Southern	1 0			
<hr/>											
LAST 10 GAMES											
199 A Lamar			0 2	181 A Southeastern La.			0 0				
192 H McNeese St.			2 0	234 H Central Ark.			2 1				
38 A Stephen F. Austin			0 4	295 H Nicholls St.			2 0				
262 H Northwestern St.			2 0	213 A Air Force			1 2				
134 A Oral Roberts			0 1	62 A Rice			0 2				

**Non-Div. I Games:**

Sam Houston St.

Average RPI Win:	256	WON-LOST	WINNING	LAST 10	STRENGTH OF	OPP. STRENGTH	TEAM	ADJ	CONF.	ADJ CONF.	
Average RPI Loss:	153	RECORD	PCT. RANK	GAMES	SCHEDULE	OF SCHEDULE	RPI	RPI	RPI	RPI	
DIV. I ONLY	7-9-3	.44737	189	3-5-2	212	245	229	.4618	230	20	21
DIV. I NON-CONF.	5-6-1	.45833	183	1-2-0	217	248	216	.46182	215	21	20
<hr/>											
TOTALS	RPI 1-25	RPI 26-50		W-L RECORDS		RPI 51-100		RPI 101-150		RPI 150+	
7-9-3	0-0-0	0-0-0		OVERALL		0-3-0		0-1-0		7-5-3	
4-4-1	0-0-0	0-0-0		HOME		0-1-0		0-0-0		4-3-1	
3-4-1	0-0-0	0-0-0		AWAY		0-2-0		0-1-0		3-1-1	
0-1-1	0-0-0	0-0-0		NEUTRAL		0-0-0		0-0-0		0-1-1	
5-6-1	0-0-0	0-0-0		NON-CONFERENCE		0-3-0		0-0-0		5-3-1	
3-3-0	0-0-0	0-0-0		HOME		0-1-0		0-0-0		3-2-0	
2-2-0	0-0-0	0-0-		AWAY		0-2-0		0-0-0		2-0-0	
0-1-1	0-0-0	0-0-0		NEUTRAL		0-0-0		0-0-0		0-1-1	
2-3-2	0-0-0	0-0-0		CONFERENCE		0-0-0		0-1-0		2-2-2	
1-1-1	0-0-0	0-0-0		HOME		0-0-0		0-0-0		1-1-1	
1-2-1	0-0-0	0-0-0		AWAY		0-0-0		0-1-0		1-1-1	
0-0-0	0-0-0	0-0-0		NEUTRAL		0-0-0		0-0-0		0-0-0	
RPI S	Opponent	Score	RPI S	Opponent	Score	RPI S	Opponent	Score	RPI S	Opponent	Score
						52 H	Miami (OH)	0 4	119 A	Illinois St.	2 9
						60 A	Butler	0 3	155 H	Drake	0 0
						94 A	Indiana	1 3	157 N	Montana	0 1
									169 A	Missouri St.	1 0
									182 H	IPFW	1 2
									223 H	SIU Edwardsville	2 0
									226 H	Loyola Chicago	0 1
									239 A	Evansville	0 3
									249 A	UNI	0 0
									249 H	UNI	0 1
									259 H	Eastern Ill.	1 0
									261 N	Sacramento St.	0 0
									268 H	Creighton	3 1
									277 A	Green Bay	3 0
									226 H	Loyola Chicago	0 1
									249 H	UNI	0 1
									293 H	Murray St.	2 1
									303 A	IUPUI	2 1
			LAST 10 GAMES								
			249 A	UNI	0 0	268 H	Creighton	3 1			
			169 A	Missouri St.	1 0	277 A	Green Bay	3 0			
			155 H	Drake	0 0	226 H	Loyola Chicago	0 1			
			239 A	Evansville	0 3	249 H	UNI	0 1			
			119 A	Illinois St.	2 9	52 H	Miami (OH)	0 4			

Non-Div. I Games:

Indiana St.

Average RPI Win:	263	WON-LOST	WINNING	LAST 10	STRENGTH OF	OPP. STRENGTH	TEAM	ADJ	CONF.	ADJ CONF.	
Average RPI Loss:	126	RECORD	PCT. RANK	GAMES	SCHEDULE	OF SCHEDULE	RPI	RPI	RPI	RPI	
DIV. I ONLY	6-9-3	.41667	212	5-3-2	205	170	231	.46176	231	19	19
DIV. I NON-CONF.	2-7-2	.27273	268	1-1-1	227	142	262	.42075	261	18	19
<hr/>											
TOTALS	RPI 1-25	RPI 26-50		W-L RECORDS		RPI 51-100		RPI 101-150		RPI 150+	
6-9-3	0-0-0	0-1-0		OVERALL		0-3-0		0-2-2		6-3-1	
3-4-1	0-0-0	0-1-0		HOME		0-1-0		0-1-1		3-1-0	
3-5-2	0-0-0	0-0-0		AWAY		0-2-0		0-1-1		3-2-1	
0-0-0	0-0-0	0-0-0		NEUTRAL		0-0-0		0-0-0		0-0-0	
2-7-2	0-0-0	0-1-0		NON-CONFERENCE		0-2-0		0-2-1		2-2-1	
1-4-0	0-0-0	0-1-0		HOME		0-1-0		0-1-0		1-1-0	
1-3-2	0-0-0	0-0-		AWAY		0-1-0		0-1-1		1-1-1	
0-0-0	0-0-0	0-0-0		NEUTRAL		0-0-0		0-0-0		0-0-0	
4-2-1	0-0-0	0-0-0		CONFERENCE		0-1-0		0-0-1		4-1-0	
2-0-1	0-0-0	0-0-0		HOME		0-0-0		0-0-1		2-0-0	
2-2-0	0-0-0	0-0-0		AWAY		0-1-0		0-0-0		2-1-0	
0-0-0	0-0-0	0-0-0		NEUTRAL		0-0-0		0-0-0		0-0-0	
RPI S	Opponent	Score	RPI S	Opponent	Score	RPI S	Opponent	Score	RPI S	Opponent	Score
			28 H	Virginia Tech	0 3	70 H	VCU	0 1	104 A	Saint Joseph's	2 2
						82 A	Navy	0 1	112 H	Colgate	2 2
						99 A	Villanova	0 2	132 A	Richmond	0 2
									150 H	Loyola Maryland	1 2
									174 H	Liberty	0 2
									191 A	Army	0 4
									204 A	George Mason	1 2
									208 A	Bucknell	1 0
									225 H	Lehigh	1 0
									250 A	Holy Cross	1 0
									253 A	George Washington	1 1
									274 A	UMBC	2 1
									305 H	Lafayette	3 0
									317 H	Howard	2 1
			LAST 10 GAMES								
			112 H	Colgate	2 2	225 H	Lehigh	1 0			
			191 A	Army	0 4	82 A	Navy	0 1			
			250 A	Holy Cross	1 0	132 A	Richmond	0 2			
			208 A	Bucknell	1 0	253 A	George Washington	1 1			
			305 H	Lafayette	3 0	317 H	Howard	2 1			

Non-Div. I Games:

American

Average RPI Win:		239	WON-LOST RECORD		WINNING PCT. RANK		LAST 10 GAMES		STRENGTH OF SCHEDULE		OPP. STRENGTH OF SCHEDULE		TEAM RPI		ADJ RPI		CONF. RPI		ADJ CONF. RPI				
DIV. I ONLY			7-10-3		.425 201		3-6-1		233		130		233		.45998 232		11		11				
DIV. I NON-CONF.			5-4-2		.54545 146		1-0-0		241		190		197		.47923 198		10		10				
TOTALS		RPI 1-25		RPI 26-50		W-L RECORDS		RPI 51-100		RPI 101-150		RPI 150+											
7-10-3		0-1-0		0-1-0		OVERALL		0-3-0		0-1-2		7-4-1											
4-5-2		0-0-0		0-1-0		HOME		0-2-0		0-0-1		4-2-1											
3-5-1		0-1-0		0-0-0		AWAY		0-1-0		0-1-1		3-2-0											
0-0-0		0-0-0		0-0-0		NEUTRAL		0-0-0		0-0-0		0-0-0											
5-4-2		0-1-0		0-0-0		NON-CONFERENCE		0-1-0		0-0-1		5-2-1											
3-3-1		0-0-0		0-0-0		HOME		0-1-0		0-0-0		3-2-1											
2-1-1		0-1-0		0-0-		AWAY		0-0-0		0-0-1		2-0-0											
0-0-0		0-0-0		0-0-0		NEUTRAL		0-0-0		0-0-0		0-0-0											
2-6-1		0-0-0		0-1-0		CONFERENCE		0-2-0		0-1-1		2-2-0											
1-2-1		0-0-0		0-1-0		HOME		0-1-0		0-0-1		1-0-0											
1-4-0		0-0-0		0-0-0		AWAY		0-1-0		0-1-0		1-2-0											
0-0-0		0-0-0		0-0-0		NEUTRAL		0-0-0		0-0-0		0-0-0											
RPI	S	Opponent		Score		RPI	S	Opponent		Score		RPI	S	Opponent		Score							
7	A	Santa Clara		0 3		40	H	Long Beach St.		1 5		55	A	Cal St. Northridge		1 3		102	A	Cal St. Fullerton		0 1	
												59	H	UC Irvine		1 2		108	H	Cal Poly		1 1	
												89	H	New Mexico		0 1		141	A	Fresno St.		2 2	
																		162	H	San Francisco		0 1	
																		172	A	Hawaii		0 2	
																		178	H	Houston Baptist		0 1	
																		185	H	UTEP		3 2	
																		193	H	UC Santa Barbara		1 0	
																		199	H	Lamar		2 1	
																		209	A	UC Davis		1 2	
																		248	A	San Jose St.		3 1	
																		257	A	Pacific		3 2	
																		281	H	New Mexico St.		1 1	
																		282	H	CSU Bakersfield		2 1	
																		309	A	Southern Utah		2 1	
LAST 10 GAMES																							
						209	A	UC Davis		1 2		55	A	Cal St. Northridge		1 3							
						257	A	Pacific		3 2		172	A	Hawaii		0 2							
						193	H	UC Santa Barbara		1 0		59	H	UC Irvine		1 2							
						108	H	Cal Poly		1 1		40	H	Long Beach St.		1 5							
						102	A	Cal St. Fullerton		0 1		199	H	Lamar		2 1							

Non-Div. I Games:

UC Riverside



Average RPI Win: 274		WON-LOST	WINNING	LAST 10	STRENGTH OF		OPP. STRENGTH	TEAM	ADJ	CONF.	ADJ CONF.
Average RPI Loss: 220		RECORD	PCT. RANK	GAMES	SCHEDULE		OF SCHEDULE	RPI	RPI	RPI	RPI
DIV. I ONLY		11-5-0	.6875	53	7-3-0		318	308	232	.45918	233
DIV. I NON-CONF.		6-2-0	.75	43	2-0-0		310	311	200	.47586	202
TOTALS		RPI 1-25	RPI 26-50		W-L RECORDS		RPI 51-100		RPI 101-150		RPI 150+
11-5-0	0-0-0	0-0-0		OVERALL		0-0-0		0-1-0		11-4-0	
4-1-0	0-0-0	0-0-0		HOME		0-0-0		0-0-0		4-1-0	
7-4-0	0-0-0	0-0-0		AWAY		0-0-0		0-1-0		7-3-0	
0-0-0	0-0-0	0-0-0		NEUTRAL		0-0-0		0-0-0		0-0-0	
6-2-0	0-0-0	0-0-0		NON-CONFERENCE		0-0-0		0-0-0		6-2-0	
1-1-0	0-0-0	0-0-0		HOME		0-0-0		0-0-0		1-1-0	
5-1-0	0-0-0	0-0-		AWAY		0-0-0		0-0-0		5-1-0	
0-0-0	0-0-0	0-0-0		NEUTRAL		0-0-0		0-0-0		0-0-0	
5-3-0	0-0-0	0-0-0		CONFERENCE		0-0-0		0-1-0		5-2-0	
3-0-0	0-0-0	0-0-0		HOME		0-0-0		0-0-0		3-0-0	
2-3-0	0-0-0	0-0-0		AWAY		0-0-0		0-1-0		2-2-0	
0-0-0	0-0-0	0-0-0		NEUTRAL		0-0-0		0-0-0		0-0-0	
RPI S	Opponent	Score	RPI S	Opponent	Score	RPI S	Opponent	Score	RPI S	Opponent	Score
									148 A	Oakland	0 1
									155 H	Drake	1 0
									169 A	Missouri St.	0 1
									182 A	IPFW	1 0
									249 H	UNI	0 1
									255 H	UMKC	4 1
									265 A	North Dakota St.	1 2
									270 A	South Dakota St.	0 2
									285 A	UALR	4 1
									289 A	Mississippi Val.	1 0
									294 H	Neb. Omaha	1 0
									300 A	Jackson St.	2 0
									303 A	IUPUI	1 0
									315 A	North Dakota	3 1
									318 H	South Dakota	2 0
									319 A	Ark.-Pine Bluff	8 0
LAST 10 GAMES											
									148 A	Oakland	0 1
									182 A	IPFW	1 0
									294 H	Neb. Omaha	1 0
									270 A	South Dakota St.	0 2
									265 A	North Dakota St.	1 2
									303 A	IUPUI	1 0
									155 H	Drake	1 0
									318 H	South Dakota	2 0
									255 H	UMKC	4 1
									315 A	North Dakota	3 1

Non-Div. I Games: St. Ambrose 7 0 Grand View 2 1

Western Ill.

Average RPI Win:	292	WON-LOST	WINNING	LAST 10	STRENGTH OF	OPP. STRENGTH	TEAM	ADJ	CONF.	ADJ CONF.	
Average RPI Loss:	155	RECORD	PCT. RANK	GAMES	SCHEDULE	OF SCHEDULE	RPI	RPI	RPI	RPI	
DIV. I ONLY	10-7-1	.58333	108	4-5-1	305	304	234	.45886	234	17	17
DIV. I NON-CONF.	8-2-0	.8	31	2-0-0	320	321	210	.46885	209	22	22
TOTALS	RPI 1-25	RPI 26-50	W-L RECORDS	RPI 51-100	RPI 101-150	RPI 150+					
10-7-1	0-0-0	0-1-0	OVERALL	0-0-0	0-2-0	10-4-1					
5-3-0	0-0-0	0-1-0	HOME	0-0-0	0-2-0	5-0-0					
5-4-1	0-0-0	0-0-0	AWAY	0-0-0	0-0-0	5-4-1					
0-0-0	0-0-0	0-0-0	NEUTRAL	0-0-0	0-0-0	0-0-0					
8-2-0	0-0-0	0-0-0	NON-CONFERENCE	0-0-0	0-1-0	8-1-0					
3-1-0	0-0-0	0-0-0	HOME	0-0-0	0-1-0	3-0-0					
5-1-0	0-0-0	0-0-	AWAY	0-0-0	0-0-0	5-1-0					
0-0-0	0-0-0	0-0-0	NEUTRAL	0-0-0	0-0-0	0-0-0					
2-5-1	0-0-0	0-1-0	CONFERENCE	0-0-0	0-1-0	2-3-1					
2-2-0	0-0-0	0-1-0	HOME	0-0-0	0-1-0	2-0-0					
0-3-1	0-0-0	0-0-0	AWAY	0-0-0	0-0-0	0-3-1					
0-0-0	0-0-0	0-0-0	NEUTRAL	0-0-0	0-0-0	0-0-0					
RPI S	Opponent	Score	RPI S	Opponent	Score	RPI S	Opponent	Score	RPI S	Opponent	Score
			38 H	Stephen F. Austin	0 1				134 H	Oral Roberts	1 2
									142 H	Louisiana Tech	0 1
									164 A	Arkansas St.	0 2
									181 A	Southeastern La.	0 2
									192 H	McNeese St.	1 0
									199 A	Lamar	1 2
									229 A	Sam Houston St.	1 2
									262 A	Northwestern St.	0 0
									285 H	UALR	4 1
									289 A	Mississippi Val.	7 1
									295 H	Nicholls St.	1 0
									297 H	Lipscomb	1 0
									301 A	La.-Monroe	2 1
									306 A	Alabama A&M	3 0
									312 A	Texas Southern	5 2
									319 H	Ark.-Pine Bluff	6 0
									321 A	Alcorn	10 0
LAST 10 GAMES											
			134 H	Oral Roberts	1 2	38 H	Stephen F. Austin	0 1			
			295 H	Nicholls St.	1 0	229 A	Sam Houston St.	1 2			
			181 A	Southeastern La.	0 2	262 A	Northwestern St.	0 0			
			199 A	Lamar	1 2	312 A	Texas Southern	5 2			
			192 H	McNeese St.	1 0	319 H	Ark.-Pine Bluff	6 0			

Non-Div. I Games:

Central Ark.

Average RPI Win:	179	WON-LOST	WINNING	LAST 10	STRENGTH OF	OPP. STRENGTH	TEAM	ADJ	CONF.	ADJ CONF.	
Average RPI Loss:	126	RECORD	PCT. RANK	GAMES	SCHEDULE	OF SCHEDULE	RPI	RPI	RPI	RPI	
DIV. I ONLY	4-12-1	.26471	281	1-9-0	90	149	235	.4581	235	9	9
DIV. I NON-CONF.	3-3-1	.5	153	0-0-0	96	282	141	.50808	141	8	8
<hr/>											
TOTALS	RPI 1-25	RPI 26-50		W-L RECORDS	RPI 51-100		RPI 101-150		RPI 150+		
4-12-1	0-1-0	0-1-0		OVERALL	1-4-0		0-2-1		3-4-0		
3-5-0	0-1-0	0-0-0		HOME	1-3-0		0-0-0		2-1-0		
1-7-1	0-0-0	0-1-0		AWAY	0-1-0		0-2-0		1-3-0		
0-0-0	0-0-0	0-0-0		NEUTRAL	0-0-0		0-0-0		0-0-0		
<hr/>											
3-3-1	0-0-0	0-0-0		NON-CONFERENCE	0-0-0		0-2-1		3-1-0		
2-0-0	0-0-0	0-0-0		HOME	0-0-0		0-0-0		2-0-0		
1-3-1	0-0-0	0-0-		AWAY	0-0-0		0-2-1		1-1-0		
0-0-0	0-0-0	0-0-0		NEUTRAL	0-0-0		0-0-0		0-0-0		
<hr/>											
1-9-0	0-1-0	0-1-0		CONFERENCE	1-4-0		0-0-0		0-3-0		
1-5-0	0-1-0	0-0-0		HOME	1-3-0		0-0-0		0-1-0		
0-4-0	0-0-0	0-1-0		AWAY	0-1-0		0-0-0		0-2-0		
0-0-0	0-0-0	0-0-0		NEUTRAL	0-0-0		0-0-0		0-0-0		
<hr/>											
RPI S	Opponent	Score	RPI S	Opponent	Score	RPI S	Opponent	Score	RPI S	Opponent	Score
19 H	UCF	0 4	45 A	Colorado Col.	0 1	62 H	Rice	0 1	129 A	Mississippi St.	0 1
						69 H	SMU	2 0	142 A	Louisiana Tech	1 3
						80 A	Memphis	2 5	147 A	Mercer	1 1
						84 H	Tulsa	2 3	164 H	Arkansas St.	2 0
						87 H	East Carolina	1 3	181 A	Southeastern La.	1 0
									185 A	UTEP	1 3
									188 H	Marshall	0 1
									216 A	South Ala.	0 2
									279 A	UAB	0 1
									301 H	La.-Monroe	4 1
<hr/>											
LAST 10 GAMES											
19 H	UCF	0 4	84 H	Tulsa	2 3						
87 H	East Carolina	1 3	69 H	SMU	2 0						
188 H	Marshall	0 1	62 H	Rice	0 1						
45 A	Colorado Col.	0 1	80 A	Memphis	2 5						
185 A	UTEP	1 3	279 A	UAB	0 1						

Non-Div. I Games:

Southern Miss.

I  
d  
a  
h  
o

Idaho

Average RPI Win: 226		WON-LOST	WINNING	LAST 10	STRENGTH OF		OPP. STRENGTH	TEAM	ADJ	CONF.	ADJ CONF.
Average RPI Loss: 177		RECORD	PCT. RANK	GAMES	SCHEDULE		OF SCHEDULE	RPI	RPI	RPI	RPI
DIV. I ONLY		6-7-4	.47059	184	4-3-3		254	240	238	.45374	237
DIV. I NON-CONF.		3-4-1	.4375	198	1-0-0		194	151	209	.46782	210
TOTALS		RPI 1-25	RPI 26-50		W-L RECORDS		RPI 51-100		RPI 101-150		RPI 150+
6-7-4	0-0-0	0-0-0		OVERALL		0-1-0		1-2-0		5-4-4	
4-3-1	0-0-0	0-0-0		HOME		0-0-0		0-0-0		4-3-1	
1-3-3	0-0-0	0-0-0		AWAY		0-0-0		0-2-0		1-1-3	
1-1-0	0-0-0	0-0-0		NEUTRAL		0-1-0		1-0-0		0-0-0	
3-4-1	0-0-0	0-0-0		NON-CONFERENCE		0-1-0		1-2-0		2-1-1	
2-1-0	0-0-0	0-0-0		HOME		0-0-0		0-0-0		2-1-0	
0-2-1	0-0-0	0-0-		AWAY		0-0-0		0-2-0		0-0-1	
1-1-0	0-0-0	0-0-0		NEUTRAL		0-1-0		1-0-0		0-0-0	
3-3-3	0-0-0	0-0-0		CONFERENCE		0-0-0		0-0-0		3-3-3	
2-2-1	0-0-0	0-0-0		HOME		0-0-0		0-0-0		2-2-1	
1-1-2	0-0-0	0-0-0		AWAY		0-0-0		0-0-0		1-1-2	
0-0-0	0-0-0	0-0-0		NEUTRAL		0-0-0		0-0-0		0-0-0	
RPI S	Opponent	Score	RPI S	Opponent	Score	RPI S	Opponent	Score	RPI S	Opponent	Score
						85 N	Utah St.	0 1	121 N	Boise St.	3 1
									136 A	Seattle	0 3
									146 A	Wyoming	1 4
									157 H	Montana	0 4
									172 H	Hawaii	2 1
									186 H	Northern Colo.	0 0
									195 A	Portland St.	0 4
									200 H	Idaho St.	2 1
									213 A	Air Force	0 0
									236 H	Idaho	2 0
									251 A	Northern Ariz.	0 0
									252 H	Weber St.	0 1
									261 A	Sacramento St.	1 1
									265 H	North Dakota St.	2 3
									309 A	Southern Utah	1 0
									315 H	North Dakota	4 1
LAST 10 GAMES											
						309 A	Southern Utah	1 0	195 A	Portland St.	0 4
						251 A	Northern Ariz.	0 0	261 A	Sacramento St.	1 1
						157 H	Montana	0 4	200 H	Idaho St.	2 1
						186 H	Northern Colo.	0 0	252 H	Weber St.	0 1
						315 H	North Dakota	4 1	172 H	Hawaii	2 1

Non-Div. I Games:

Eastern Wash.

Average RPI Win:	191	WON-LOST	WINNING	LAST 10	STRENGTH OF	OPP. STRENGTH	TEAM	ADJ	CONF.	ADJ CONF.	
Average RPI Loss:	126	RECORD	PCT. RANK	GAMES	SCHEDULE	OF SCHEDULE	RPI	RPI	RPI	RPI	
DIV. I ONLY	4-11-2	.29412	273	1-8-1	129	156	240	.45352	238	13	13
DIV. I NON-CONF.	3-3-1	.5	153	0-0-0	51	221	102	.53618	102	13	13
TOTALS	RPI 1-25	RPI 26-50	W-L RECORDS	RPI 51-100	RPI 101-150	RPI 150+					
4-11-2	0-0-0	0-1-0	OVERALL	0-3-0	2-3-1	2-4-1					
1-6-1	0-0-0	0-0-0	HOME	0-3-0	1-1-1	0-2-0					
3-5-1	0-0-0	0-1-0	AWAY	0-0-0	1-2-0	2-2-1					
0-0-0	0-0-0	0-0-0	NEUTRAL	0-0-0	0-0-0	0-0-0					
3-3-1	0-0-0	0-1-0	NON-CONFERENCE	0-0-0	2-1-1	1-1-0					
1-1-1	0-0-0	0-0-0	HOME	0-0-0	1-0-1	0-1-0					
2-2-0	0-0-0	0-0-	AWAY	0-0-0	1-1-0	1-0-0					
0-0-0	0-0-0	0-0-0	NEUTRAL	0-0-0	0-0-0	0-0-0					
1-8-1	0-0-0	0-0-0	CONFERENCE	0-3-0	0-2-0	1-3-1					
0-5-0	0-0-0	0-0-0	HOME	0-3-0	0-1-0	0-1-0					
1-3-1	0-0-0	0-0-0	AWAY	0-0-0	0-1-0	1-2-1					
0-0-0	0-0-0	0-0-0	NEUTRAL	0-0-0	0-0-0	0-0-0					
RPI S	Opponent	Score	RPI S	Opponent	Score	RPI S	Opponent	Score	RPI S	Opponent	Score
			50 A	Auburn	0 1	58 H	William & Mary	1 2	110 A	Hofstra	0 5
						72 H	UNC Wilmington	0 3	129 A	Mississippi St.	0 3
						81 H	Drexel	0 2	137 A	Kennesaw St.	2 1
									143 H	UT Martin	1 1
									147 H	Mercer	1 0
									149 H	Delaware	1 2
									153 A	Northeastern	0 1
									163 H	James Madison	0 3
									204 A	George Mason	1 2
									205 A	Ga. Southern	3 2
									212 H	Jacksonville St.	1 2
									273 A	Old Dominion	4 3
									278 A	Towson	1 1
LAST 10 GAMES											
			72 H	UNC Wilmington	0 3	273 A	Old Dominion	4 3			
			278 A	Towson	1 1	81 H	Drexel	0 2			
			204 A	George Mason	1 2	149 H	Delaware	1 2			
			163 H	James Madison	0 3	110 A	Hofstra	0 5			
			58 H	William & Mary	1 2	153 A	Northeastern	0 1			

Non-Div. I Games:

Georgia St.

Average RPI Win:	232	WON-LOST	WINNING	LAST 10	STRENGTH OF	OPP. STRENGTH	TEAM	ADJ	CONF.	ADJ CONF.				
Average RPI Loss:	163	RECORD	PCT. RANK	GAMES	SCHEDULE	OF SCHEDULE	RPI	RPI	RPI	RPI				
DIV. I ONLY	5-7-3	.43333	197	4-3-3	235	187	239	.45283	239	20	21			
DIV. I NON-CONF.	1-6-2	.22222	283	0-2-2	281	156	296	.38088	296	21	20			
<hr/>														
TOTALS	RPI 1-25	RPI 26-50		W-L RECORDS		RPI 51-100		RPI 101-150		RPI 150+				
5-7-3	0-0-0	0-0-0		OVERALL		0-1-0		1-1-0		4-5-3				
3-2-1	0-0-0	0-0-0		HOME		0-0-0		1-0-0		2-2-1				
2-5-2	0-0-0	0-0-0		AWAY		0-1-0		0-1-0		2-3-2				
0-0-0	0-0-0	0-0-0		NEUTRAL		0-0-0		0-0-0		0-0-0				
<hr/>														
1-6-2	0-0-0	0-0-0		NON-CONFERENCE		0-1-0		0-1-0		1-4-2				
0-2-1	0-0-0	0-0-0		HOME		0-0-0		0-0-0		0-2-1				
1-4-1	0-0-0	0-0-		AWAY		0-1-0		0-1-0		1-2-1				
0-0-0	0-0-0	0-0-0		NEUTRAL		0-0-0		0-0-0		0-0-0				
<hr/>														
4-1-1	0-0-0	0-0-0		CONFERENCE		0-0-0		1-0-0		3-1-1				
3-0-0	0-0-0	0-0-0		HOME		0-0-0		1-0-0		2-0-0				
1-1-1	0-0-0	0-0-0		AWAY		0-0-0		0-0-0		1-1-1				
0-0-0	0-0-0	0-0-0		NEUTRAL		0-0-0		0-0-0		0-0-0				
<hr/>														
RPI S	Opponent	Score	RPI S	Opponent	Score	RPI S	Opponent	Score	RPI S	Opponent	Score			
						93 A	Purdue	0 4	107 A	Western Ky.	0 3			
						119 H	Illinois St.	4 1						
						155 A	Drake	0 1						
						158 H	Saint Louis	0 2						
						169 A	Missouri St.	0 0						
						182 A	IPFW	1 2						
						189 A	Belmont	0 1						
						217 A	Southeast Mo. St.	0 0						
						230 H	Indiana St.	3 0						
						242 H	Xavier	1 1						
						249 H	UNI	2 0						
						259 H	Eastern Ill.	1 2						
						268 A	Creighton	1 0						
						293 A	Murray St.	2 0						
						<hr/>								
			LAST 10 GAMES											
			268 A Creighton			1 0			119 H Illinois St.			4 1		
			230 H Indiana St.			3 0			242 H Xavier			1 1		
			249 H UNI			2 0			217 A Southeast Mo. St.			0 0		
			155 A Drake			0 1			182 A IPFW			1 2		
			169 A Missouri St.			0 0			259 H Eastern Ill.			1 2		

Non-Div. I Games:

Evansville

Average RPI Win:	229	WON-LOST RECORD	WINNING PCT. RANK	LAST 10 GAMES	STRENGTH OF SCHEDULE	OPP. STRENGTH OF SCHEDULE	TEAM RPI	ADJ RPI	CONF. RPI	ADJ CONF. RPI				
DIV. I ONLY		8-7-0	.53333 137	4-5-0	300	236	237	.45248 240	23	23				
DIV. I NON-CONF.		4-4-0	.5 153	0-2-0	307	249	255	.42423 259	23	23				
<hr/>														
TOTALS	RPI 1-25	RPI 26-50		W-L RECORDS	RPI 51-100		RPI 101-150		RPI 150+					
8-7-0	0-0-0	0-0-0		OVERALL	0-1-0		1-0-0		7-6-0					
5-3-0	0-0-0	0-0-0		HOME	0-0-0		1-0-0		4-3-0					
3-4-0	0-0-0	0-0-0		AWAY	0-1-0		0-0-0		3-3-0					
0-0-0	0-0-0	0-0-0		NEUTRAL	0-0-0		0-0-0		0-0-0					
<hr/>														
4-4-0	0-0-0	0-0-0		NON-CONFERENCE	0-1-0		0-0-0		4-3-0					
2-2-0	0-0-0	0-0-0		HOME	0-0-0		0-0-0		2-2-0					
2-2-0	0-0-0	0-0-		AWAY	0-1-0		0-0-0		2-1-0					
0-0-0	0-0-0	0-0-0		NEUTRAL	0-0-0		0-0-0		0-0-0					
<hr/>														
4-3-0	0-0-0	0-0-0		CONFERENCE	0-0-0		1-0-0		3-3-0					
3-1-0	0-0-0	0-0-0		HOME	0-0-0		1-0-0		2-1-0					
1-2-0	0-0-0	0-0-0		AWAY	0-0-0		0-0-0		1-2-0					
0-0-0	0-0-0	0-0-0		NEUTRAL	0-0-0		0-0-0		0-0-0					
<hr/>														
RPI S	Opponent	Score	RPI S	Opponent	Score	RPI S	Opponent	Score	RPI S	Opponent	Score			
						60 A	Butler	1 2	138 H	Milwaukee	2 1			
						152 H	Wright St.	2 1						
						170 A	Detroit	0 2						
						179 A	Valparaiso	1 0						
						190 A	Ohio	0 1						
						218 A	Duquesne	1 0						
						226 H	Loyola Chicago	0 2						
						245 H	Niagara	1 2						
						254 H	Buffalo	1 0						
						267 H	Northern Ky.	1 2						
						277 A	Green Bay	1 2						
						291 H	Cleveland St.	2 1						
						299 H	Canisius	4 0						
						304 A	Robert Morris	3 2						
						<hr/>								
			LAST 10 GAMES											
			152 H Wright St.			2 1			277 A Green Bay			1 2		
			170 A Detroit			0 2			138 H Milwaukee			2 1		
			179 A Valparaiso			1 0			60 A Butler			1 2		
			226 H Loyola Chicago			0 2			267 H Northern Ky.			1 2		
			291 H Cleveland St.			2 1			190 A Ohio			0 1		

<b>Non-Div. I Games:</b>	<b>Cedarville</b>	<b>3</b>	<b>1</b>
--------------------------	-------------------	----------	----------

Youngstown St.



Average RPI Win:	285	WON-LOST	WINNING	LAST 10	STRENGTH OF	OPP. STRENGTH	TEAM	ADJ	CONF.	ADJ CONF.					
Average RPI Loss:	136	RECORD	PCT. RANK	GAMES	SCHEDULE	OF SCHEDULE	RPI	RPI	RPI	RPI					
DIV. I ONLY	8-10-2	.45	188	3-5-2	245	259	241	.45081	241	16	16				
DIV. I NON-CONF.	6-4-0	.6	111	1-0-0	289	301	219	.45985	218	17	17				
<hr/>															
TOTALS	RPI 1-25	RPI 26-50		W-L RECORDS		RPI 51-100		RPI 101-150		RPI 150+					
8-10-2	0-0-0	0-0-0		OVERALL		0-4-0		0-1-1		8-5-1					
4-3-2	0-0-0	0-0-0		HOME		0-2-0		0-1-1		4-0-1					
3-6-0	0-0-0	0-0-0		AWAY		0-2-0		0-0-0		3-4-0					
1-1-0	0-0-0	0-0-0		NEUTRAL		0-0-0		0-0-0		1-1-0					
<hr/>															
6-4-0	0-0-0	0-0-0		NON-CONFERENCE		0-1-0		0-1-0		6-2-0					
3-1-0	0-0-0	0-0-0		HOME		0-0-0		0-1-0		3-0-0					
2-2-0	0-0-0	0-0-		AWAY		0-1-0		0-0-0		2-1-0					
1-1-0	0-0-0	0-0-0		NEUTRAL		0-0-0		0-0-0		1-1-0					
<hr/>															
2-6-2	0-0-0	0-0-0		CONFERENCE		0-3-0		0-0-1		2-3-1					
1-2-2	0-0-0	0-0-0		HOME		0-2-0		0-0-1		1-0-1					
1-4-0	0-0-0	0-0-0		AWAY		0-1-0		0-0-0		1-3-0					
0-0-0	0-0-0	0-0-0		NEUTRAL		0-0-0		0-0-0		0-0-0					
<hr/>															
RPI	S	Opponent	Score	RPI	S	Opponent	Score	RPI	S	Opponent	Score				
						56	H	North Texas	0	2	107	H	Western Ky.	1	1
						63	A	Ole Miss	0	1	115	H	Houston	1	2
						78	H	Middle Tenn.	0	2	164	A	Arkansas St.	0	2
						90	A	FIU	1	2	165	N	Campbell	0	4
						176	A	Troy	0	1					
						181	A	Southeastern La.	2	4					
						192	A	McNeese St.	2	1					
						216	H	South Ala.	1	1					
						262	A	Northwestern St.	2	1					
						272	A	Fla. Atlantic	1	2					
						285	A	UALR	1	0					
						295	H	Nicholls St.	2	1					
						301	H	La.-Monroe	2	1					
						307	N	Gardner-Webb	2	0					
						311	H	Prairie View	4	0					
						323	H	Southern U.	7	0					
						<hr/>									
				LAST 10 GAMES											
				301	H	La.-Monroe	2	1	78	H	Middle Tenn.	0	2		
				216	H	South Ala.	1	1	107	H	Western Ky.	1	1		
				176	A	Troy	0	1	164	A	Arkansas St.	0	2		
				272	A	Fla. Atlantic	1	2	285	A	UALR	1	0		
				90	A	FIU	1	2	262	A	Northwestern St.	2	1		

Non-Div. I Games:

La.-Lafayette

Average RPI Win:	261	WON-LOST RECORD	WINNING PCT. RANK	LAST 10 GAMES	STRENGTH OF SCHEDULE	OPP. STRENGTH OF SCHEDULE	TEAM RPI	ADJ RPI	CONF. RPI	ADJ CONF. RPI	
Average RPI Loss:	118										
DIV. I ONLY	6-12-1	.34211	256	1-8-1	178	174	242	.45053	242	12	12
DIV. I NON-CONF.	5-4-1	.55	137	0-0-1	225	260	194	.48132	195	12	12
<hr/>											
TOTALS	RPI 1-25	RPI 26-50		W-L RECORDS	RPI 51-100		RPI 101-150		RPI 150+		
6-12-1	0-0-0	0-1-0		OVERALL	0-4-0		0-3-0		6-4-1		
3-5-0	0-0-0	0-0-0		HOME	0-2-0		0-1-0		3-2-0		
3-6-1	0-0-0	0-1-0		AWAY	0-2-0		0-1-0		3-2-1		
0-1-0	0-0-0	0-0-0		NEUTRAL	0-0-0		0-1-0		0-0-0		
<hr/>											
5-4-1	0-0-0	0-0-0		NON-CONFERENCE	0-2-0		0-1-0		5-1-1		
3-1-0	0-0-0	0-0-0		HOME	0-1-0		0-0-0		3-0-0		
2-2-1	0-0-0	0-0-		AWAY	0-1-0		0-0-0		2-1-1		
0-1-0	0-0-0	0-0-0		NEUTRAL	0-0-0		0-1-0		0-0-0		
<hr/>											
1-8-0	0-0-0	0-1-0		CONFERENCE	0-2-0		0-2-0		1-3-0		
0-4-0	0-0-0	0-0-0		HOME	0-1-0		0-1-0		0-2-0		
1-4-0	0-0-0	0-1-0		AWAY	0-1-0		0-1-0		1-1-0		
0-0-0	0-0-0	0-0-0		NEUTRAL	0-0-0		0-0-0		0-0-0		
<hr/>											
RPI S	Opponent	Score	RPI S	Opponent	Score	RPI S	Opponent	Score	RPI S	Opponent	Score
			48 A	Dayton	0 3	52 A	Miami (OH)	0 3	107 N	Western Ky.	0 3
						60 A	Butler	0 1	131 A	Massachusetts	0 2
						70 H	VCU	0 1	132 H	Richmond	0 1
						94 H	Indiana	0 5	158 A	Saint Louis	0 3
									167 A	Ball St.	1 2
									184 H	St. Bonaventure	1 2
									197 A	Rhode Island	1 0
									218 H	Duquesne	0 2
									221 H	Eastern Ky.	2 0
									239 A	Evansville	1 1
									267 A	Northern Ky.	1 0
									280 H	Morehead St.	2 1
									297 H	Lipscomb	2 1
									303 A	IUPUI	3 0
<hr/>											
LAST 10 GAMES											
	132 H	Richmond	0	1	60 A	Butler	0	1			
	70 H	VCU	0	1	158 A	Saint Louis	0	3			
	184 H	St. Bonavetts	1	2	131 A	Massachusetts	0	2			
	218 H	Duquesne	0	2	197 A	Rhode Island	1	0			
	48 A	Dayton	0	3	239 A	Evansville	1	1			

Non-Div. I Games:

Xavier

Average RPI Win: 248		WON-LOST RECORD	WINNING PCT. RANK	LAST 10 GAMES	STRENGTH OF SCHEDULE	OPP. STRENGTH OF SCHEDULE	TEAM RPI	ADJ RPI	CONF. RPI	ADJ CONF. RPI					
Average RPI Loss: 127															
DIV. I ONLY		6-11-1	.36111	247	2-7-1	206	164	244	.45006	243	14	14			
DIV. I NON-CONF.		4-3-0	.57143	120	0-0-0	253	212	195	.48259	192	15	15			
<hr/>															
TOTALS		RPI 1-25		RPI 26-50		W-L RECORDS		RPI 51-100		RPI 101-150		RPI 150+			
6-11-1		0-0-0		0-1-0		OVERALL		1-2-0		0-3-0		5-5-1			
2-5-1		0-0-0		0-0-0		HOME		0-0-0		0-2-0		2-3-1			
3-5-0		0-0-0		0-1-0		AWAY		0-1-0		0-1-0		3-2-0			
1-1-0		0-0-0		0-0-0		NEUTRAL		1-1-0		0-0-0		0-0-0			
4-3-0		0-0-0		0-0-0		NON-CONFERENCE		1-1-0		0-1-0		3-1-0			
2-1-0		0-0-0		0-0-0		HOME		0-0-0		0-0-0		2-1-0			
1-1-0		0-0-0		0-0-		AWAY		0-0-0		0-1-0		1-0-0			
1-1-0		0-0-0		0-0-0		NEUTRAL		1-1-0		0-0-0		0-0-0			
2-8-1		0-0-0		0-1-0		CONFERENCE		0-1-0		0-2-0		2-4-1			
0-4-1		0-0-0		0-0-0		HOME		0-0-0		0-2-0		0-2-1			
2-4-0		0-0-0		0-1-0		AWAY		0-1-0		0-0-0		2-2-0			
0-0-0		0-0-0		0-0-0		NEUTRAL		0-0-0		0-0-0		0-0-0			
RPI	S	Opponent	Score	RPI	S	Opponent	Score	RPI	S	Opponent	Score				
				35	A	Central Mich.	1 2	52	A	Miami (OH)	1 4	101	H	Kent St.	2 3
								58	N	William & Mary	0 4	118	A	Michigan St.	1 2
								70	N	VCU	2 1	124	H	Eastern Mich.	1 2
												167	A	Ball St.	1 2
												177	H	Northern Ill.	0 1
												183	H	Toledo	1 2
												188	H	Marshall	0 2
												190	A	Ohio	2 3
												214	H	Western Mich.	1 1
												254	A	Buffalo	2 1
												280	H	Morehead St.	3 2
												291	A	Cleveland St.	2 0
												292	A	Bowling Green	2 0
												299	H	Canisius	1 0
<hr/>															
				LAST 10 GAMES											
				254	A	Buffalo	2 1	101	H	Kent St.	2 3				
				124	H	Eastern Mich.	1 2	190	A	Ohio	2 3				
				214	H	Western Mich.	1 1	183	H	Toledo	1 2				
				292	A	Bowling Green	2 0	177	H	Northern Ill.	0 1				
				35	A	Central Mich.	1 2	167	A	Ball St.	1 2				

Non-Div. I Games:

Akron

Average RPI Win: 299		WON-LOST RECORD		WINNING PCT. RANK		LAST 10 GAMES		STRENGTH OF SCHEDULE		OPP. STRENGTH OF SCHEDULE		TEAM RPI		ADJ RPI		CONF. RPI		ADJ CONF. RPI	
DIV. I ONLY		6-9-1		.40625 221		2-7-0		220		266		243		.4467 244		29		29	
DIV. I NON-CONF.		6-9-1		.40625 216		2-7-0		209		271		233		.4467 236		28		28	
TOTALS		RPI 1-25		RPI 26-50		W-L RECORDS		RPI 51-100		RPI 101-150		RPI 150+							
6-9-1		0-2-0		0-1-0		OVERALL		0-0-0		0-1-0		6-5-1							
5-0-0		0-0-0		0-0-0		HOME		0-0-0		0-0-0		5-0-0							
0-8-1		0-2-0		0-1-0		AWAY		0-0-0		0-1-0		0-4-1							
1-1-0		0-0-0		0-0-0		NEUTRAL		0-0-0		0-0-0		1-1-0							
6-9-1		0-2-0		0-1-0		NON-CONFERENCE		0-0-0		0-1-0		6-5-1							
5-0-0		0-0-0		0-0-0		HOME		0-0-0		0-0-0		5-0-0							
0-8-1		0-2-0		0-0-		AWAY		0-0-0		0-1-0		0-4-1							
1-1-0		0-0-0		0-0-0		NEUTRAL		0-0-0		0-0-0		1-1-0							
0-0-0		0-0-0		0-0-0		CONFERENCE		0-0-0		0-0-0		0-0-0							
0-0-0		0-0-0		0-0-0		HOME		0-0-0		0-0-0		0-0-0							
0-0-0		0-0-0		0-0-0		AWAY		0-0-0		0-0-0		0-0-0							
0-0-0		0-0-0		0-0-0		NEUTRAL		0-0-0		0-0-0		0-0-0							
RPI	S	Opponent		Score		RPI	S	Opponent		Score		RPI	S	Opponent		Score			
15	A	Duke		0	4	33	A	Maryland		1	5	105	A	Charlotte		0	6		
25	A	Texas Tech		0	3							165	A	Campbell		1	1		
												166	A	Winthrop		0	2		
												175	N	Maine		0	1		
												203	A	Coastal Caro.		0	3		
												220	A	Elon		0	1		
												263	H	Charleston So.		3	1		
												291	A	Cleveland St.		1	4		
												296	H	South Carolina St.		3	0		
												298	H	Presbyterian		4	3		
												311	H	Prairie View		3	2		
												313	H	USC Upstate		4	0		
												314	N	Alabama St.		3	0		
LAST 10 GAMES																			
296	H	South Carolina St.		3	0	105	A	Charlotte		0	6								
15	A	Duke		0	4	311	H	Prairie View		3	2								
25	A	Texas Tech		0	3	220	A	Elon		0	1								
291	A	Cleveland St.		1	4	166	A	Winthrop		0	2								
33	A	Maryland		1	5	263	H	Charleston So.		3	1								

Non-Div. I Games: Montreat 5 0

Francis Marion

Average RPI Win: 256		WON-LOST	WINNING	LAST 10	STRENGTH OF		OPP. STRENGTH	TEAM	ADJ		CONF.	ADJ CONF.
Average RPI Loss: 182		RECORD	PCT. RANK	GAMES	SCHEDULE		OF SCHEDULE	RPI	RPI		RPI	RPI
DIV. I ONLY		8-9-1	.47222	177	4-5-1		286	267	248		26	26
DIV. I NON-CONF.		5-4-0	.55556	131	1-0-0		291	241	226		27	27
TOTALS		RPI 1-25	RPI 26-50		W-L RECORDS		RPI 51-100		RPI 101-150		RPI 150+	
8-9-1		0-0-0	0-0-0		OVERALL		0-0-0		1-2-0		7-7-1	
5-2-1		0-0-0	0-0-0		HOME		0-0-0		1-1-0		4-1-1	
3-7-0		0-0-0	0-0-0		AWAY		0-0-0		0-1-0		3-6-0	
0-0-0		0-0-0	0-0-0		NEUTRAL		0-0-0		0-0-0		0-0-0	
5-4-0		0-0-0	0-0-0		NON-CONFERENCE		0-0-0		1-0-0		4-4-0	
2-1-0		0-0-0	0-0-0		HOME		0-0-0		1-0-0		1-1-0	
3-3-0		0-0-0	0-0-		AWAY		0-0-0		0-0-0		3-3-0	
0-0-0		0-0-0	0-0-0		NEUTRAL		0-0-0		0-0-0		0-0-0	
3-5-1		0-0-0	0-0-0		CONFERENCE		0-0-0		0-2-0		3-3-1	
3-1-1		0-0-0	0-0-0		HOME		0-0-0		0-1-0		3-0-1	
0-4-0		0-0-0	0-0-0		AWAY		0-0-0		0-1-0		0-3-0	
0-0-0		0-0-0	0-0-0		NEUTRAL		0-0-0		0-0-0		0-0-0	
RPI S	Opponent	Score	RPI S	Opponent	Score	RPI S	Opponent	Score	RPI S	Opponent	Score	
									103 H	Saint Francis (PA)	2 0	
									130 H	Marist	1 3	
									150 A	Loyola Maryland	0 3	
									151 A	Fairfield	0 2	
									172 A	Rider	2 3	
									184 A	St. Bonaventure	3 4	
									190 A	Ohio	0 1	
									215 A	Iona	1 2	
									218 A	Duquesne	1 2	
									227 H	Binghamton	0 1	
									240 A	Youngstown St.	2 1	
									254 A	Buffalo	1 0	
									258 H	Siena	3 2	
									286 H	Manhattan	1 0	
									287 A	Cornell	2 1	
									299 H	Canisius	2 2	
									304 H	Robert Morris	2 0	
									316 H	Saint Peter's	7 0	
LAST 10 GAMES												
						299 H	Canisius	2 2	215 A	Iona	1 2	
						172 A	Rider	2 3	151 A	Fairfield	0 2	
						150 A	Loyola Maryland	0 3	130 H	Marist	1 3	
						316 H	Saint Peter's	7 0	258 H	Siena	3 2	
						286 H	Manhattan	1 0	287 A	Cornell	2 1	

Non-Div. I Games:

Niagara

Average RPI Win:	262	WON-LOST RECORD	WINNING PCT. RANK	LAST 10 GAMES	STRENGTH OF SCHEDULE	OPP. STRENGTH OF SCHEDULE	TEAM RPI	ADJ RPI	CONF. RPI	ADJ CONF. RPI	
DIV. I ONLY	9-8-1	.52778	139	6-3-1	309	286	246	.44467	246	28	28
DIV. I NON-CONF.	3-5-0	.375	223	0-0-0	318	238	295	.38188	295	30	30
TOTALS	RPI 1-25	RPI 26-50	W-L RECORDS		RPI 51-100	RPI 101-150	RPI 150+				
9-8-1	0-0-0	0-0-0	OVERALL		0-0-0	0-1-0	9-7-1				
4-3-0	0-0-0	0-0-0	HOME		0-0-0	0-1-0	4-2-0				
5-4-1	0-0-0	0-0-0	AWAY		0-0-0	0-0-0	5-4-1				
0-1-0	0-0-0	0-0-0	NEUTRAL		0-0-0	0-0-0	0-1-0				
3-5-0	0-0-0	0-0-0	NON-CONFERENCE		0-0-0	0-0-0	3-5-0				
2-0-0	0-0-0	0-0-0	HOME		0-0-0	0-0-0	2-0-0				
1-4-0	0-0-0	0-0-	AWAY		0-0-0	0-0-0	1-4-0				
0-1-0	0-0-0	0-0-0	NEUTRAL		0-0-0	0-0-0	0-1-0				
6-3-1	0-0-0	0-0-0	CONFERENCE		0-0-0	0-1-0	6-2-1				
2-3-0	0-0-0	0-0-0	HOME		0-0-0	0-1-0	2-2-0				
4-0-1	0-0-0	0-0-0	AWAY		0-0-0	0-0-0	4-0-1				
0-0-0	0-0-0	0-0-0	NEUTRAL		0-0-0	0-0-0	0-0-0				
RPI S	Opponent	Score	RPI S	Opponent	Score	RPI S	Opponent	Score	RPI S	Opponent	Score
							103 H Saint Francis (PA)	0	1		
							156 A Yale	0	3		
							161 A Brown	0	1		
							172 A Hawaii	1	2		
							194 A Monmouth	2	1		
							201 H LIU Brooklyn	0	1		
							202 A Columbia	0	2		
							206 H Bryant	2	1		
							207 A Quinnipiac	1	0		
							256 N Utah Valley	2	3		
							276 A Mt. St. Mary's	0	0		
							283 A Fairleigh Dickinson	1	0		
							284 A Central Conn. St.	1	0		
							286 H Manhattan	2	1		
							287 A Cornell	2	1		
							302 H Wagner	0	1		
							304 H Robert Morris	1	0		
							305 H Lafayette	2	1		
LAST 10 GAMES											
							284 A Central Conn. St.	1	0		
							276 A Mt. St. Mary's	0	0		
							194 A Monmouth	2	1		
							103 H Saint Francis (PA)	0	1		
							302 H Wagner	0	1		
							283 A Fairleigh Dickinson	1	0		

Non-Div. I Games:

Sacred Heart

Average RPI Win:	241	WON-LOST RECORD	WINNING PCT. RANK	LAST 10 GAMES	STRENGTH OF SCHEDULE	OPP. STRENGTH OF SCHEDULE	TEAM RPI	ADJ RPI	CONF. RPI	ADJ CONF. RPI			
DIV. I ONLY		5-12-2	.31579	263	3-6-1	169	190	247	.44306	247	21	20	
DIV. I NON-CONF.		2-7-1	.25	270	0-1-0	159	163	246	.43297	248	16	16	
<hr/>													
TOTALS	RPI 1-25	RPI 26-50		W-L RECORDS		RPI 51-100		RPI 101-150		RPI 150+			
5-12-2	0-0-0	0-1-0		OVERALL		0-2-0		0-3-0		5-6-2			
2-4-1	0-0-0	0-0-0		HOME		0-1-0		0-1-0		2-2-1			
2-7-1	0-0-0	0-1-0		AWAY		0-1-0		0-2-0		2-3-1			
1-1-0	0-0-0	0-0-0		NEUTRAL		0-0-0		0-0-0		1-1-0			
2-7-1	0-0-0	0-1-0		NON-CONFERENCE		0-1-0		0-2-0		2-3-1			
0-1-1	0-0-0	0-0-0		HOME		0-1-0		0-0-0		0-0-1			
1-5-0	0-0-0	0-0-		AWAY		0-0-0		0-2-0		1-2-0			
1-1-0	0-0-0	0-0-0		NEUTRAL		0-0-0		0-0-0		1-1-0			
3-5-1	0-0-0	0-0-0		CONFERENCE		0-1-0		0-1-0		3-3-1			
2-3-0	0-0-0	0-0-0		HOME		0-0-0		0-1-0		2-2-0			
1-2-1	0-0-0	0-0-0		AWAY		0-1-0		0-0-0		1-1-1			
0-0-0	0-0-0	0-0-0		NEUTRAL		0-0-0		0-0-0		0-0-0			
RPI	S	Opponent	Score	RPI	S	Opponent	Score	RPI	S	Opponent	Score		
				29	A	Dartmouth	0 3	68	A	Boston U.	0 1		
								95	H	Harvard	1 2		
										131	A	Massachusetts	0 2
										135	H	Hartford	0 1
										144	A	Providence	1 2
										151	N	Fairfield	2 0
										153	A	Northeastern	2 3
										154	H	Stony Brook	0 1
										154	H	Stony Brook	1 2
										161	A	Brown	0 1
										175	A	Maine	1 2
										197	H	Rhode Island	2 2
										227	A	Binghamton	0 0
										250	A	Holy Cross	2 1
										260	A	Albany (NY)	1 0
										271	H	Vermont	2 1
										274	H	UMBC	2 1
										284	N	Central Conn. St.	0 4
<hr/>													
LAST 10 GAMES													
				154	H	Stony Brook	1 2	271	H	Vermont	2 1		
				68	A	Boston U.	0 1	95	H	Harvard	1 2		
				154	H	Stony Brook	0 1	135	H	Hartford	0 1		
				175	A	Maine	1 2	227	A	Binghamton	0 0		
				260	A	Albany (NY)	1 0	274	H	UMBC	2 1		

Non-Div. I Games:

New Hampshire

Average RPI Win: 227		WON-LOST	WINNING	LAST 10	STRENGTH OF		OPP. STRENGTH	TEAM	ADJ		CONF.	ADJ CONF.						
Average RPI Loss: 160		RECORD	PCT. RANK	GAMES	SCHEDULE		OF SCHEDULE	RPI	RPI		RPI	RPI						
DIV. I ONLY		6-11-1	.36111	247	4-6-0		223	171	249		.44228	248	15	15				
DIV. I NON-CONF.		3-6-1	.35	241	1-1-0		230	220	249		.43241	249	14	14				
TOTALS		RPI 1-25		RPI 26-50		W-L RECORDS		RPI 51-100		RPI 101-150		RPI 150+						
6-11-1		0-0-0		0-2-0		OVERALL		0-2-0		2-0-0		4-7-1						
5-4-1		0-0-0		0-0-0		HOME		0-0-0		2-0-0		3-4-1						
1-6-0		0-0-0		0-2-0		AWAY		0-1-0		0-0-0		1-3-0						
0-1-0		0-0-0		0-0-0		NEUTRAL		0-1-0		0-0-0		0-0-0						
3-6-1		0-0-0		0-1-0		NON-CONFERENCE		0-1-0		0-0-0		3-4-1						
3-2-1		0-0-0		0-0-0		HOME		0-0-0		0-0-0		3-2-1						
0-3-0		0-0-0		0-0-		AWAY		0-0-0		0-0-0		0-2-0						
0-1-0		0-0-0		0-0-0		NEUTRAL		0-1-0		0-0-0		0-0-0						
3-5-0		0-0-0		0-1-0		CONFERENCE		0-1-0		2-0-0		1-3-0						
2-2-0		0-0-0		0-0-0		HOME		0-0-0		2-0-0		0-2-0						
1-3-0		0-0-0		0-1-0		AWAY		0-1-0		0-0-0		1-1-0						
0-0-0		0-0-0		0-0-0		NEUTRAL		0-0-0		0-0-0		0-0-0						
RPI	S	Opponent		Score		RPI	S	Opponent		Score		RPI	S	Opponent		Score		
				27	A	California	2	5	75	N	UNLV	1	5	136	H	Seattle	2	1
				34	A	Denver	0	4	85	A	Utah St.	0	1	142	H	Louisiana Tech	2	1
														159	H	Nevada	0	1
														162	H	San Francisco	1	1
														209	A	UC Davis	1	3
														219	H	Texas St.	1	3
														228	H	UTSA	1	2
														232	H	UC Riverside	1	3
														236	A	Idaho	0	2
														251	A	Northern Ariz.	0	1
														257	H	Pacific	1	0
														261	H	Sacramento St.	2	1
														281	A	New Mexico St.	1	0
														282	H	CSU Bakersfield	3	0
LAST 10 GAMES																		
				142	H	Louisiana Tech	2	1	228	H	UTSA	1	2					
				261	H	Sacramento St.	2	1	219	H	Texas St.	1	3					
				85	A	Utah St.	0	1	281	A	New Mexico St.	1	0					
				136	H	Seattle	2	1	34	A	Denver	0	4					
				236	A	Idaho	0	2	251	A	Northern Ariz.	0	1					

Non-Div. I Games:

San Jose St.



UNI

Average RPI Win: 241		WON-LOST	WINNING	LAST 10	STRENGTH OF	OPP. STRENGTH	TEAM	ADJ	CONF.	ADJ CONF.		
Average RPI Loss: 209		RECORD	PCT. RANK	GAMES	SCHEDULE	OF SCHEDULE	RPI	RPI	RPI	RPI		
DIV. I ONLY		7-9-2	.44444	194	4-3-2	249	272	245	.44215	249	20	21
DIV. I NON-CONF.		4-7-0	.36364	231	1-1-0	276	278	275	.40328	276	21	20
<hr/>												
TOTALS		RPI 1-25		RPI 26-50		W-L RECORDS		RPI 51-100		RPI 101-150		RPI 150+
7-9-2		0-0-0		0-0-0		OVERALL		0-1-0		1-1-0		6-7-2
3-2-2		0-0-0		0-0-0		HOME		0-1-0		0-0-0		3-1-2
4-6-0		0-0-0		0-0-0		AWAY		0-0-0		1-1-0		3-5-0
0-1-0		0-0-0		0-0-0		NEUTRAL		0-0-0		0-0-0		0-1-0
4-7-0		0-0-0		0-0-0		NON-CONFERENCE		0-1-0		0-1-0		4-5-0
2-1-0		0-0-0		0-0-0		HOME		0-1-0		0-0-0		2-0-0
2-5-0		0-0-0		0-0-		AWAY		0-0-0		0-1-0		2-4-0
0-1-0		0-0-0		0-0-0		NEUTRAL		0-0-0		0-0-0		0-1-0
3-2-2		0-0-0		0-0-0		CONFERENCE		0-0-0		1-0-0		2-2-2
1-1-2		0-0-0		0-0-0		HOME		0-0-0		0-0-0		1-1-2
2-1-0		0-0-0		0-0-0		AWAY		0-0-0		1-0-0		1-1-0
0-0-0		0-0-0		0-0-0		NEUTRAL		0-0-0		0-0-0		0-0-0
RPI	S	Opponent	Score	RPI	S	Opponent	Score	RPI	S	Opponent	Score	
											</	

Non-Div. I Games: St. Ambrose 1 0

UNI

Average RPI Win:	265	WON-LOST RECORD	WINNING PCT. RANK	LAST 10 GAMES	STRENGTH OF SCHEDULE	OPP. STRENGTH OF SCHEDULE	TEAM RPI	ADJ RPI	CONF. RPI	ADJ CONF. RPI	
DIV. I ONLY	6-11-1	.36111	247	3-7-0	191	274	250	.44115	250	19	19
DIV. I NON-CONF.	4-6-1	.40909	211	1-2-0	197	284	231	.44901	232	18	19
TOTALS	RPI 1-25	RPI 26-50	W-L RECORDS		RPI 51-100	RPI 101-150	RPI 150+				
6-11-1	0-0-0	0-0-0	OVERALL		0-2-0	0-2-1	6-7-0				
4-5-1	0-0-0	0-0-0	HOME		0-1-0	0-0-1	4-4-0				
2-6-0	0-0-0	0-0-0	AWAY		0-1-0	0-2-0	2-3-0				
0-0-0	0-0-0	0-0-0	NEUTRAL		0-0-0	0-0-0	0-0-0				
4-6-1	0-0-0	0-0-0	NON-CONFERENCE		0-1-0	0-1-1	4-4-0				
2-3-1	0-0-0	0-0-0	HOME		0-0-0	0-0-1	2-3-0				
2-3-0	0-0-0	0-0-	AWAY		0-1-0	0-1-0	2-1-0				
0-0-0	0-0-0	0-0-0	NEUTRAL		0-0-0	0-0-0	0-0-0				
2-5-0	0-0-0	0-0-0	CONFERENCE		0-1-0	0-1-0	2-3-0				
2-2-0	0-0-0	0-0-0	HOME		0-1-0	0-0-0	2-1-0				
0-3-0	0-0-0	0-0-0	AWAY		0-0-0	0-1-0	0-2-0				
0-0-0	0-0-0	0-0-0	NEUTRAL		0-0-0	0-0-0	0-0-0				
RPI	S	Opponent	Score	RPI	S	Opponent	Score	RPI	S	Opponent	Score
						82 H Navy	1 2			112 A Colgate	0 3
						95 A Harvard	0 4			135 A Hartford	0 4
										144 H Providence	1 1
										151 H Fairfield	1 2
										191 H Army	1 0
										197 A Rhode Island	1 0
										206 A Bryant	0 1
										207 H Quinnipiac	0 1
										208 A Bucknell	0 1
										225 A Lehigh	0 4
										231 H American	0 1
										247 H New Hampshire	1 2
										286 A Manhattan	1 0
										302 H Wagner	4 1
										305 H Lafayette	2 1
										310 H Delaware St.	3 0
				LAST 10 GAMES							
				225 A Lehigh	0 4		112 A Colgate	0 3			
				82 H Navy	1 2		208 A Bucknell	0 1			
				231 H American	0 1		191 H Army	1 0			
				95 A Harvard	0 4		286 A Manhattan	1 0			
				305 H Lafayette	2 1		247 H New Hampshire	1 2			

Non-Div. I Games:

Holy Cross

Average RPI Win:	279	WON-LOST RECORD	WINNING PCT. RANK	LAST 10 GAMES	STRENGTH OF SCHEDULE	OPP. STRENGTH OF SCHEDULE	TEAM RPI	ADJ RPI	CONF. RPI	ADJ CONF. RPI		
DIV. I ONLY		5-9-5	.39474	224	3-4-3	239	216	251	.44054	251	27	27
DIV. I NON-CONF.		2-6-2	.3	258	0-1-0	193	132	244	.43631	244	25	25
<hr/>												
TOTALS	RPI 1-25	RPI 26-50		W-L RECORDS		RPI 51-100		RPI 101-150		RPI 150+		
5-9-5	0-0-0	0-1-0		OVERALL		0-2-1		0-1-0		5-5-4		
2-4-4	0-0-0	0-1-0		HOME		0-0-1		0-1-0		2-2-3		
2-4-1	0-0-0	0-0-0		AWAY		0-1-0		0-0-0		2-3-1		
1-1-0	0-0-0	0-0-0		NEUTRAL		0-1-0		0-0-0		1-0-0		
<hr/>												
2-6-2	0-0-0	0-1-0		NON-CONFERENCE		0-2-1		0-1-0		2-2-1		
1-3-1	0-0-0	0-1-0		HOME		0-0-1		0-1-0		1-1-0		
0-2-1	0-0-0	0-0-		AWAY		0-1-0		0-0-0		0-1-1		
1-1-0	0-0-0	0-0-0		NEUTRAL		0-1-0		0-0-0		1-0-0		
<hr/>												
3-3-3	0-0-0	0-0-0		CONFERENCE		0-0-0		0-0-0		3-3-3		
1-1-3	0-0-0	0-0-0		HOME		0-0-0		0-0-0		1-1-3		
2-2-0	0-0-0	0-0-0		AWAY		0-0-0		0-0-0		2-2-0		
0-0-0	0-0-0	0-0-0		NEUTRAL		0-0-0		0-0-0		0-0-0		
<hr/>												
RPI	S	Opponent	Score	RPI	S	Opponent	Score	RPI	S	Opponent	Score	
				37	H	Arizona St.	0 4	66	H	Fla. Gulf Coast	1 1	
								75	A	UNLV	0 2	
								97	N	Oklahoma	1 3	
										111	H Arizona	0 3
										157	H Montana	0 1
										162	A San Francisco	1 1
										186	A Northern Colo.	0 5
										195	H Portland St.	0 0
										200	A Idaho St.	1 2
										209	A UC Davis	0 3
										237	H Eastern Wash.	0 0
										248	H San Jose St.	1 0
										252	A Weber St.	1 0
										261	H Sacramento St.	0 0
										272	N Fla. Atlantic	2 0
										282	H CSU Bakersfield	2 3
										309	H Southern Utah	1 0
										315	A North Dakota	4 0
<hr/>												
LAST 10 GAMES												
				282	H	CSU Bakersfield	2 3	261	H	Sacramento St.	0 0	
				157	H	Montana	0 1	195	H	Portland St.	0 0	
				237	H	Eastern Wash.	0 0	200	A	Idaho St.	1 2	
				186	A	Northern Colo.	0 5	252	A	Weber St.	1 0	
				315	A	North Dakota	4 0	309	H	Southern Utah	1 0	

Non-Div. I Games:

Northern Ariz.

Average RPI Win:	266	WON-LOST RECORD	WINNING PCT. RANK	LAST 10 GAMES	STRENGTH OF SCHEDULE	OPP. STRENGTH OF SCHEDULE	TEAM RPI	ADJ RPI	CONF. RPI	ADJ CONF. RPI	
Average RPI Loss:	150										
DIV. I ONLY	7-10-1	.41667	212	5-4-1	276	205	252	.43911	252	27	27
DIV. I NON-CONF.	2-7-0	.22222	283	0-1-0	254	107	281	.40039	278	25	25
<hr/>											
TOTALS	RPI 1-25	RPI 26-50		W-L RECORDS	RPI 51-100		RPI 101-150		RPI 150+		
7-10-1	0-0-0	0-0-0		OVERALL	0-3-0		0-1-0		7-6-1		
4-3-1	0-0-0	0-0-0		HOME	0-1-0		0-1-0		4-1-1		
3-6-0	0-0-0	0-0-0		AWAY	0-2-0		0-0-0		3-4-0		
0-1-0	0-0-0	0-0-0		NEUTRAL	0-0-0		0-0-0		0-1-0		
<hr/>											
2-7-0	0-0-0	0-0-0		NON-CONFERENCE	0-3-0		0-1-0		2-3-0		
1-2-0	0-0-0	0-0-0		HOME	0-1-0		0-1-0		1-0-0		
1-4-0	0-0-0	0-0-		AWAY	0-2-0		0-0-0		1-2-0		
0-1-0	0-0-0	0-0-0		NEUTRAL	0-0-0		0-0-0		0-1-0		
<hr/>											
5-3-1	0-0-0	0-0-0		CONFERENCE	0-0-0		0-0-0		5-3-1		
3-1-1	0-0-0	0-0-0		HOME	0-0-0		0-0-0		3-1-1		
2-2-0	0-0-0	0-0-0		AWAY	0-0-0		0-0-0		2-2-0		
0-0-0	0-0-0	0-0-0		NEUTRAL	0-0-0		0-0-0		0-0-0		
<hr/>											
RPI S	Opponent	Score	RPI S	Opponent	Score	RPI S	Opponent	Score	RPI S	Opponent	Score
						57 H	Utah	0 1	146 H	Wyoming	0 1
						73 A	Oklahoma St.	0 1	157 A	Montana	0 1
						84 A	Tulsa	0 3	159 A	Nevada	2 3
									185 A	UTEP	0 3
									186 H	Northern Colo.	1 1
									193 N	UC Santa Barbara	1 2
									195 A	Portland St.	0 1
									200 H	Idaho St.	1 0
									237 A	Eastern Wash.	1 0
									251 H	Northern Ariz.	0 1
									256 H	Utah Valley	1 0
									261 A	Sacramento St.	2 0
									281 A	New Mexico St.	4 1
									309 H	Southern Utah	1 0
									315 H	North Dakota	4 1
<hr/>											
			LAST 10 GAMES								
			186 H Northern Colo.			1 1	309 H Southern Utah			1 0	
			315 H North Dakota			4 1	251 H Northern Ariz.			0 1	
			195 A Portland St.			0 1	157 A Montana			0 1	
			261 A Sacramento St.			2 0	237 A Eastern Wash.			1 0	
			200 H Idaho St.			1 0	193 N UC Santa Barbara			1 2	

Non-Div. I Games:

Weber St.

Average RPI Win:	248	WON-LOST	WINNING	LAST 10	STRENGTH OF	OPP. STRENGTH	TEAM	ADJ	CONF.	ADJ CONF.	
Average RPI Loss:	123	RECORD	PCT. RANK	GAMES	SCHEDULE	OF SCHEDULE	RPI	RPI	RPI	RPI	
DIV. I ONLY	5-12-1	.30556	269	2-8-0	193	147	254	.43865	253	12	12
DIV. I NON-CONF.	4-4-1	.5	153	1-0-0	282	222	235	.44801	233	12	12
<hr/>											
TOTALS	RPI 1-25	RPI 26-50		W-L RECORDS	RPI 51-100		RPI 101-150		RPI 150+		
5-12-1	0-0-0	0-1-0		OVERALL	0-3-0		0-4-0		5-4-1		
4-4-1	0-0-0	0-0-0		HOME	0-2-0		0-2-0		4-0-1		
0-7-0	0-0-0	0-1-0		AWAY	0-1-0		0-2-0		0-3-0		
1-1-0	0-0-0	0-0-0		NEUTRAL	0-0-0		0-0-0		1-1-0		
<hr/>											
4-4-1	0-0-0	0-1-0		NON-CONFERENCE	0-0-0		0-0-0		4-3-1		
3-0-1	0-0-0	0-0-0		HOME	0-0-0		0-0-0		3-0-1		
0-3-0	0-0-0	0-0-		AWAY	0-0-0		0-0-0		0-2-0		
1-1-0	0-0-0	0-0-0		NEUTRAL	0-0-0		0-0-0		1-1-0		
<hr/>											
1-8-0	0-0-0	0-0-0		CONFERENCE	0-3-0		0-4-0		1-1-0		
1-4-0	0-0-0	0-0-0		HOME	0-2-0		0-2-0		1-0-0		
0-4-0	0-0-0	0-0-0		AWAY	0-1-0		0-2-0		0-1-0		
0-0-0	0-0-0	0-0-0		NEUTRAL	0-0-0		0-0-0		0-0-0		
<hr/>											
RPI S	Opponent	Score	RPI S	Opponent	Score	RPI S	Opponent	Score	RPI S	Opponent	Score
			30 A	Georgetown	0 2	51 A	La Salle	0 1	105 H	Charlotte	2 4
						60 H	Butler	0 1	131 A	Massachusetts	0 4
						70 H	VCU	0 2	132 H	Richmond	0 2
									145 A	Fordham	1 2
									158 H	Saint Louis	4 1
									172 N	Rider	0 1
									174 A	Liberty	0 1
									197 A	Rhode Island	0 1
									202 H	Columbia	1 0
									204 A	George Mason	1 2
									231 H	American	1 1
									278 N	Towson	2 1
									287 H	Cornell	3 2
									317 H	Howard	2 0
<hr/>											
LAST 10 GAMES											
			158 H	Saint Louis	4 1	51 A	La Salle	0 1			
			60 H	Butler	0 1	105 H	Charlotte	2 4			
			131 A	Massachusetts	0 4	70 H	VCU	0 2			
			197 A	Rhode Island	0 1	132 H	Richmond	0 2			
			145 A	Fordham	1 2	317 H	Howard	2 0			

Non-Div. I Games:

George Washington

Average RPI Win:	260	WON-LOST	WINNING	LAST 10	STRENGTH OF	OPP. STRENGTH	TEAM	ADJ	CONF.	ADJ CONF.	
Average RPI Loss:	151	RECORD	PCT. RANK	GAMES	SCHEDULE	OF SCHEDULE	RPI	RPI	RPI	RPI	
DIV. I ONLY	5-12-2	.31579	263	3-6-1	184	206	253	.43703	254	14	14
DIV. I NON-CONF.	2-5-1	.3125	256	0-0-0	232	279	267	.41487	267	15	15
TOTALS	RPI 1-25	RPI 26-50	W-L RECORDS	RPI 51-100	RPI 101-150	RPI 150+					
5-12-2	0-0-0	0-1-0	OVERALL	0-1-0	0-4-0	5-6-2					
2-5-1	0-0-0	0-0-0	HOME	0-0-0	0-2-0	2-3-1					
2-6-1	0-0-0	0-1-0	AWAY	0-1-0	0-1-0	2-3-1					
1-1-0	0-0-0	0-0-0	NEUTRAL	0-0-0	0-1-0	1-0-0					
2-5-1	0-0-0	0-0-0	NON-CONFERENCE	0-0-0	0-2-0	2-3-1					
1-2-0	0-0-0	0-0-0	HOME	0-0-0	0-1-0	1-1-0					
0-2-1	0-0-0	0-0-	AWAY	0-0-0	0-0-0	0-2-1					
1-1-0	0-0-0	0-0-0	NEUTRAL	0-0-0	0-1-0	1-0-0					
3-7-1	0-0-0	0-1-0	CONFERENCE	0-1-0	0-2-0	3-3-1					
1-3-1	0-0-0	0-0-0	HOME	0-0-0	0-1-0	1-2-1					
2-4-0	0-0-0	0-1-0	AWAY	0-1-0	0-1-0	2-1-0					
0-0-0	0-0-0	0-0-0	NEUTRAL	0-0-0	0-0-0	0-0-0					
RPI S	Opponent	Score	RPI S	Opponent	Score	RPI S	Opponent	Score	RPI S	Opponent	Score
			35 A	Central Mich.	0 3	52 A	Miami (OH)	0 2	101 A	Kent St.	0 1
									103 N	Saint Francis (PA)	1 2
									112 H	Colgate	1 2
									124 H	Eastern Mich.	0 1
									167 A	Ball St.	1 2
									177 H	Northern Ill.	1 1
									183 H	Toledo	0 3
									184 A	St. Bonaventure	1 1
									190 A	Ohio	1 0
									208 A	Bucknell	0 1
									214 H	Western Mich.	1 0
									240 A	Youngstown St.	0 1
									243 H	Akron	1 2
									245 H	Niagara	0 1
									292 A	Bowling Green	2 1
									299 H	Canisius	2 0
									304 N	Robert Morris	1 0
LAST 10 GAMES											
	243 H	Akron	1	2	190 A	Ohio	1	0			
	214 H	Western Mich.	1	0	101 A	Kent St.	0	1			
	124 H	Eastern Mich.	0	1	177 H	Northern Ill.	1	1			
	35 A	Central Mich.	0	3	183 H	Toledo	0	3			
	292 A	Bowling Green	2	1	52 A	Miami (OH)	0	2			

Non-Div. I Games:

Buffalo

Average RPI Win: 262		WON-LOST	WINNING	LAST 10	STRENGTH OF		OPP. STRENGTH	TEAM	ADJ		CONF.	ADJ CONF.				
Average RPI Loss: 196		RECORD	PCT. RANK	GAMES	SCHEDULE		OF SCHEDULE	RPI	RPI		RPI	RPI				
DIV. I ONLY		6-9-4	.42105	203	4-5-1		271	275	257	.43622	255	30	30			
DIV. I NON-CONF.		3-5-3	.40909	211	1-1-0		196	227	224	.45733	224	29	29			
<hr/>																
TOTALS		RPI 1-25		RPI 26-50		W-L RECORDS		RPI 51-100		RPI 101-150		RPI 150+				
6-9-4		0-0-0		0-0-0		OVERALL		0-2-0		1-0-1		5-7-3				
2-3-3		0-0-0		0-0-0		HOME		0-1-0		0-0-1		1-2-2				
3-6-1		0-0-0		0-0-0		AWAY		0-1-0		0-0-0		3-5-1				
1-0-0		0-0-0		0-0-0		NEUTRAL		0-0-0		0-0-0		1-0-0				
<hr/>																
3-5-3		0-0-0		0-0-0		NON-CONFERENCE		0-2-0		0-0-1		3-3-2				
1-2-2		0-0-0		0-0-0		HOME		0-1-0		0-0-1		1-1-1				
1-3-1		0-0-0		0-0-		AWAY		0-1-0		0-0-0		1-2-1				
1-0-0		0-0-0		0-0-0		NEUTRAL		0-0-0		0-0-0		1-0-0				
<hr/>																
3-4-1		0-0-0		0-0-0		CONFERENCE		0-0-0		1-0-0		2-4-1				
1-1-1		0-0-0		0-0-0		HOME		0-0-0		1-0-0		0-1-1				
2-3-0		0-0-0		0-0-0		AWAY		0-0-0		0-0-0		2-3-0				
0-0-0		0-0-0		0-0-0		NEUTRAL		0-0-0		0-0-0		0-0-0				
<hr/>																
RPI	S	Opponent	Score	RPI	S	Opponent	Score	RPI	S	Opponent	Score	RPI	S	Opponent	Score	
						73 A	Oklahoma St.	0	1			134 H		Oral Roberts	0	0
						84 H	Tulsa	0	3			148 H		Oakland	2	0
												155 A		Drake	3	4
												158 H		Saint Louis	1	1
												169 H		Missouri St.	1	2
												182 H		IPFW	1	1
												217 A		Southeast Mo. St.	1	0
												223 A		SIU Edwardsville	1	2
												233 A		Western Ill.	1	4
												265 A		North Dakota St.	1	2
												268 A		Creighton	1	1
												270 A		South Dakota St.	0	1
												277 N		Green Bay	2	0
												294 H		Neb. Omaha	1	2
												303 A		IUPUI	1	0
												306 H		Alabama A&M	2	1
												318 A		South Dakota	1	0
<hr/>																
LAST 10 GAMES																
						318 A	South Dakota	1	0			294 H		Neb. Omaha	1	2
						265 A	North Dakota St.	1	2			303 A		IUPUI	1	0
						270 A	South Dakota St.	0	1			233 A		Western Ill.	1	4
						182 H	IPFW	1	1			169 H		Missouri St.	1	2
						148 H	Oakland	2	0			306 H		Alabama A&M	2	1

Non-Div. I Games:

UMKC

Average RPI Win: 268		WON-LOST	WINNING	LAST 10	STRENGTH OF		OPP. STRENGTH	TEAM	ADJ		CONF.	ADJ CONF.	
Average RPI Loss: 150		RECORD	PCT. RANK	GAMES	SCHEDULE		OF SCHEDULE	RPI	RPI	RPI	RPI		
DIV. I ONLY		6-11-1	.36111	247	5-5-0		216	264	255	.43607	256	31	31
DIV. I NON-CONF.		2-11-1	.17857	294	1-5-0		158	246	270	.41013	271	31	31
TOTALS		RPI 1-25	RPI 26-50		W-L RECORDS		RPI 51-100		RPI 101-150		RPI 150+		
6-11-1	0-1-0	0-0-0		OVERALL		0-2-0		0-2-0		6-6-1			
1-4-0	0-0-0	0-0-0		HOME		0-1-0		0-0-0		1-3-0			
4-7-1	0-1-0	0-0-0		AWAY		0-1-0		0-2-0		4-3-1			
1-0-0	0-0-0	0-0-0		NEUTRAL		0-0-0		0-0-0		1-0-0			
2-11-1	0-1-0	0-0-0		NON-CONFERENCE		0-2-0		0-2-0		2-6-1			
0-4-0	0-0-0	0-0-0		HOME		0-1-0		0-0-0		0-3-0			
1-7-1	0-1-0	0-0-		AWAY		0-1-0		0-2-0		1-3-1			
1-0-0	0-0-0	0-0-0		NEUTRAL		0-0-0		0-0-0		1-0-0			
4-0-0	0-0-0	0-0-0		CONFERENCE		0-0-0		0-0-0		4-0-0			
1-0-0	0-0-0	0-0-0		HOME		0-0-0		0-0-0		1-0-0			
3-0-0	0-0-0	0-0-0		AWAY		0-0-0		0-0-0		3-0-0			
0-0-0	0-0-0	0-0-0		NEUTRAL		0-0-0		0-0-0		0-0-0			
RPI S	Opponent	Score		RPI S	Opponent	Score		RPI S	Opponent	Score			
6 A	BYU	0 1						76 A	Loyola Marymount	2 3			
								85 H	Utah St.	1 2			
								136 A	Seattle	2 4			
								146 A	Wyoming	3 4			
								157 H	Montana	0 1			
								172 A	Hawaii	1 2			
								178 A	Houston Baptist	2 0			
								185 H	UTEP	1 2			
								200 H	Idaho St.	1 2			
								236 A	Idaho	0 1			
								246 N	Sacred Heart	3 2			
								252 A	Weber St.	0 1			
								282 A	CSU Bakersfield	1 0			
								290 H	NJIT	2 0			
								296 A	South Carolina St.	2 1			
								309 A	Southern Utah	2 2			
								317 A	Howard	3 0			
LAST 10 GAMES													
157 H	Montana	0 1		282 A	CSU Bakersfield	1 0							
178 A	Houston Baptist	2 0		76 A	Loyola Marymount	2 3							
296 A	South Carolina St.	2 1		6 A	BYU	0 1							
317 A	Howard	3 0		136 A	Seattle	2 4							
290 H	NJIT	2 0		236 A	Idaho	0 1							

Non-Div. I Games:

Utah Valley



P  
a  
c  
i  
f  
i  
c

Pacific

Average RPI Win: 265		WON-LOST	WINNING	LAST 10	STRENGTH OF	OPP. STRENGTH	TEAM	ADJ	CONF.	ADJ CONF.			
Average RPI Loss: 171		RECORD	PCT. RANK	GAMES	SCHEDULE	OF SCHEDULE	RPI	RPI	RPI	RPI			
DIV. I ONLY		6-11-1	.36111	247	2-7-1	231	248	259	.43497	258	26	26	
DIV. I NON-CONF.		4-5-0	.44444	187	0-1-0	223	182	217	.46138	216	27	27	
<hr/>													
TOTALS		RPI 1-25		RPI 26-50		W-L RECORDS		RPI 51-100		RPI 101-150		RPI 150+	
6-11-1		0-0-0		0-1-0		OVERALL		0-0-0		0-4-0		6-6-1	
3-4-1		0-0-0		0-0-0		HOME		0-0-0		0-2-0		3-2-1	
3-7-0		0-0-0		0-1-0		AWAY		0-0-0		0-2-0		3-4-0	
0-0-0		0-0-0		0-0-0		NEUTRAL		0-0-0		0-0-0		0-0-0	
4-5-0		0-0-0		0-1-0		NON-CONFERENCE		0-0-0		0-2-0		4-2-0	
3-1-0		0-0-0		0-0-0		HOME		0-0-0		0-1-0		3-0-0	
1-4-0		0-0-0		0-0-		AWAY		0-0-0		0-1-0		1-2-0	
0-0-0		0-0-0		0-0-0		NEUTRAL		0-0-0		0-0-0		0-0-0	
2-6-1		0-0-0		0-0-0		CONFERENCE		0-0-0		0-2-0		2-4-1	
0-3-1		0-0-0		0-0-0		HOME		0-0-0		0-1-0		0-2-1	
2-3-0		0-0-0		0-0-0		AWAY		0-0-0		0-1-0		2-2-0	
0-0-0		0-0-0		0-0-0		NEUTRAL		0-0-0		0-0-0		0-0-0	
RPI	S	Opponent	Score	RPI	S	Opponent	Score	RPI	S	Opponent	Score		
				41	A	Rutgers	0 1			130	A	Marist	1 2
										131	A	Massachusetts	0 1
										149	H	Delaware	0 1
										150	H	Loyola Maryland	0 1
										151	H	Fairfield	0 2
										172	H	Rider	1 2
										197	A	Rhode Island	1 3
										207	H	Quinnipiac	1 0
										211	H	Temple	1 0
										215	H	Iona	1 1
										227	A	Binghamton	1 2
										245	A	Niagara	2 3
										271	A	Vermont	1 0
										284	H	Central Conn. St.	2 1
										286	A	Manhattan	0 1
										299	A	Canisius	5 3
										316	A	Saint Peter's	2 0
<hr/>													
LAST 10 GAMES													
				150	H	Loyola Maryland	0 1	215	H	Iona	1 1		
				172	H	Rider	1 2	130	A	Marist	1 2		
				286	A	Manhattan	0 1	299	A	Canisius	5 3		
				316	A	Saint Peter's	2 0	245	A	Niagara	2 3		
				151	H	Fairfield	0 2	131	A	Massachusetts	0 1		

Non-Div. I Games:

Siena

Average RPI Win: 249		WON-LOST RECORD		WINNING PCT. RANK		LAST 10 GAMES		STRENGTH OF SCHEDULE		OPP. STRENGTH OF SCHEDULE		TEAM RPI		ADJ RPI		CONF. RPI		ADJ CONF. RPI	
DIV. I ONLY		6-12-1		.34211 256		4-5-1		213		237		258		.43453 259		25		25	
DIV. I NON-CONF.		2-7-0		.22222 283		0-0-0		174		207		261		.42016 264		24		24	
TOTALS		RPI 1-25		RPI 26-50		W-L RECORDS		RPI 51-100		RPI 101-150		RPI 150+							
6-12-1		0-0-0		0-0-0		OVERALL		0-3-0		0-1-0		6-8-1							
4-4-0		0-0-0		0-0-0		HOME		0-0-0		0-1-0		4-3-0							
2-8-1		0-0-0		0-0-0		AWAY		0-3-0		0-0-0		2-5-1							
0-0-0		0-0-0		0-0-0		NEUTRAL		0-0-0		0-0-0		0-0-0							
2-7-0		0-0-0		0-0-0		NON-CONFERENCE		0-3-0		0-0-0		2-4-0							
1-2-0		0-0-0		0-0-0		HOME		0-0-0		0-0-0		1-2-0							
1-5-0		0-0-0		0-0-		AWAY		0-3-0		0-0-0		1-2-0							
0-0-0		0-0-0		0-0-0		NEUTRAL		0-0-0		0-0-0		0-0-0							
4-5-1		0-0-0		0-0-0		CONFERENCE		0-0-0		0-1-0		4-4-1							
3-2-0		0-0-0		0-0-0		HOME		0-0-0		0-1-0		3-1-0							
1-3-1		0-0-0		0-0-0		AWAY		0-0-0		0-0-0		1-3-1							
0-0-0		0-0-0		0-0-0		NEUTRAL		0-0-0		0-0-0		0-0-0							
RPI	S	Opponent	Score	RPI	S	Opponent	Score	RPI	S	Opponent	Score	RPI	S	Opponent	Score				
								60	A	Butler	0 3	143	H	UT Martin	1 5				
								61	A	Iowa	0 5	155	A	Drake	0 1				
								93	A	Purdue	1 2	177	H	Northern Ill.	0 1				
												189	H	Belmont	2 1				
												210	H	Austin Peay	1 6				
												212	A	Jacksonville St.	0 1				
												217	H	Southeast Mo. St.	3 2				
												221	A	Eastern Ky.	1 2				
												223	A	SIU Edwardsville	0 1				
												230	A	Indiana St.	0 1				
												239	A	Evansville	2 1				
												249	H	UNI	1 2				
												266	A	Tennessee Tech	3 2				
												280	A	Morehead St.	1 1				
												291	H	Cleveland St.	3 2				
												293	H	Murray St.	1 0				
				LAST 10 GAMES															
								189	H	Belmont	2 1	217	H	Southeast Mo. St.	3 2				
								221	A	Eastern Ky.	1 2	143	H	UT Martin	1 5				
								280	A	Morehead St.	1 1	266	A	Tennessee Tech	3 2				
								293	H	Murray St.	1 0	212	A	Jacksonville St.	0 1				
								210	H	Austin Peay	1 6	223	A	SIU Edwardsville	0 1				

Non-Div. I Games:

Eastern Ill.

Average RPI Win:	253	WON-LOST RECORD	WINNING PCT. RANK	LAST 10 GAMES	STRENGTH OF SCHEDULE	OPP. STRENGTH OF SCHEDULE	TEAM RPI	ADJ RPI	CONF. RPI	ADJ CONF. RPI					
DIV. I ONLY		6-10-3	.39474	224	3-5-2	282	175	262	.43368	260	21	20			
DIV. I NON-CONF.		3-6-1	.35	241	0-1-0	266	164	263	.42056	262	16	16			
<hr/>															
TOTALS	RPI 1-25	RPI 26-50		W-L RECORDS		RPI 51-100		RPI 101-150		RPI 150+					
6-10-3	0-0-0	0-0-0		OVERALL		0-1-1		0-4-0		6-5-2					
4-2-0	0-0-0	0-0-0		HOME		0-0-0		0-0-0		4-2-0					
2-8-3	0-0-0	0-0-0		AWAY		0-1-1		0-4-0		2-3-2					
0-0-0	0-0-0	0-0-0		NEUTRAL		0-0-0		0-0-0		0-0-0					
<hr/>															
3-6-1	0-0-0	0-0-0		NON-CONFERENCE		0-0-1		0-3-0		3-3-0					
2-0-0	0-0-0	0-0-0		HOME		0-0-0		0-0-0		2-0-0					
1-6-1	0-0-0	0-0-		AWAY		0-0-1		0-3-0		1-3-0					
0-0-0	0-0-0	0-0-0		NEUTRAL		0-0-0		0-0-0		0-0-0					
<hr/>															
3-4-2	0-0-0	0-0-0		CONFERENCE		0-1-0		0-1-0		3-2-2					
2-2-0	0-0-0	0-0-0		HOME		0-0-0		0-0-0		2-2-0					
1-2-2	0-0-0	0-0-0		AWAY		0-1-0		0-1-0		1-0-2					
0-0-0	0-0-0	0-0-0		NEUTRAL		0-0-0		0-0-0		0-0-0					
<hr/>															
RPI	S	Opponent	Score	RPI	S	Opponent	Score	RPI	S	Opponent	Score				
				68 A Boston U.				1	3	110 A Hofstra	1	2			
				91 A Syracuse				1	1	112 A Colgate	1	6			
								131 A Massachusetts				0	1		
								135 A Hartford				0	2		
								153 A Northeastern				0	2		
								154 H Stony Brook				4	1		
								175 A Maine				3	3		
								197 A Rhode Island				1	3		
								222 A Western Caro.				1	3		
								227 A Binghamton				1	0		
								247 H New Hampshire				0	1		
								271 A Vermont				1	1		
								271 H Vermont				1	2		
								274 H UMBC				4	1		
								275 A UNC Asheville				6	3		
								287 H Cornell				5	2		
								299 H Canisius				4	3		
				<hr/>											
								LAST 10 GAMES							
				271 A Vermont				1	1	135 A Hartford				0	2
274 H UMBC				4	1	227 A Binghamton				1	0				
175 A Maine				3	3	154 H Stony Brook				4	1				
271 H Vermont				1	2	68 A Boston U.				1	3				
247 H New Hampshire				0	1	197 A Rhode Island				1	3				

Non-Div. I Games:

Albany (NY)

Average RPI Win:	235	WON-LOST RECORD	WINNING PCT. RANK	LAST 10 GAMES	STRENGTH OF SCHEDULE	OPP. STRENGTH OF SCHEDULE	TEAM RPI	ADJ RPI	CONF. RPI	ADJ CONF. RPI		
DIV. I ONLY		4-9-4	.35294	254	3-5-2	225	254	260	.43343	261	27	27
DIV. I NON-CONF.		1-5-2	.25	270	0-1-0	148	175	245	.43514	245	25	25
<hr/>												
TOTALS	RPI 1-25	RPI 26-50			W-L RECORDS		RPI 51-100		RPI 101-150		RPI 150+	
4-9-4	0-0-0	0-0-0			OVERALL		0-2-0		0-1-0		4-6-4	
2-4-2	0-0-0	0-0-0			HOME		0-1-0		0-1-0		2-2-2	
2-5-1	0-0-0	0-0-0			AWAY		0-1-0		0-0-0		2-4-1	
0-0-1	0-0-0	0-0-0			NEUTRAL		0-0-0		0-0-0		0-0-1	
<hr/>												
1-5-2	0-0-0	0-0-0			NON-CONFERENCE		0-2-0		0-1-0		1-2-2	
1-2-1	0-0-0	0-0-0			HOME		0-1-0		0-1-0		1-0-1	
0-3-0	0-0-0	0-0-			AWAY		0-1-0		0-0-0		0-2-0	
0-0-1	0-0-0	0-0-0			NEUTRAL		0-0-0		0-0-0		0-0-1	
<hr/>												
3-4-2	0-0-0	0-0-0			CONFERENCE		0-0-0		0-0-0		3-4-2	
1-2-1	0-0-0	0-0-0			HOME		0-0-0		0-0-0		1-2-1	
2-2-1	0-0-0	0-0-0			AWAY		0-0-0		0-0-0		2-2-1	
0-0-0	0-0-0	0-0-0			NEUTRAL		0-0-0		0-0-0		0-0-0	
<hr/>												
RPI	S	Opponent	Score	RPI	S	Opponent	Score	RPI	S	Opponent	Score	
						75 A	UNLV	0		2		
						88 H	Penn	2		3		

Non-Div. I Games:	UC Santa Cruz	4	0
-------------------	---------------	---	---

Sacramento St.

Average RPI Win: 307		WON-LOST RECORD		WINNING PCT. RANK		LAST 10 GAMES		STRENGTH OF SCHEDULE		OPP. STRENGTH OF SCHEDULE		TEAM RPI		ADJ RPI		CONF. RPI		ADJ CONF. RPI	
DIV. I ONLY		5-11-1		.32353 262		2-7-1		192		283		263		.43258 262		17		17	
DIV. I NON-CONF.		4-4-0		.5 153		1-1-0		268		300		240		.44397 239		22		22	
TOTALS		RPI 1-25		RPI 26-50		W-L RECORDS		RPI 51-100		RPI 101-150		RPI 150+							
5-11-1		0-1-0		0-1-0		OVERALL		0-1-0		0-2-0		5-6-1							
2-4-1		0-0-0		0-1-0		HOME		0-0-0		0-0-0		2-3-1							
3-7-0		0-1-0		0-0-0		AWAY		0-1-0		0-2-0		3-3-0							
0-0-0		0-0-0		0-0-0		NEUTRAL		0-0-0		0-0-0		0-0-0							
4-4-0		0-1-0		0-0-0		NON-CONFERENCE		0-1-0		0-0-0		4-2-0							
1-2-0		0-0-0		0-0-0		HOME		0-0-0		0-0-0		1-2-0							
3-2-0		0-1-0		0-0-		AWAY		0-1-0		0-0-0		3-0-0							
0-0-0		0-0-0		0-0-0		NEUTRAL		0-0-0		0-0-0		0-0-0							
1-7-1		0-0-0		0-1-0		CONFERENCE		0-0-0		0-2-0		1-4-1							
1-2-1		0-0-0		0-1-0		HOME		0-0-0		0-0-0		1-1-1							
0-5-0		0-0-0		0-0-0		AWAY		0-0-0		0-2-0		0-3-0							
0-0-0		0-0-0		0-0-0		NEUTRAL		0-0-0		0-0-0		0-0-0							
RPI S	Opponent	Score		RPI S	Opponent	Score		RPI S	Opponent	Score		RPI S	Opponent	Score					
11 A	Baylor	0 5		38 H	Stephen F. Austin	0 3		84 A	Tulsa	1 5		134 A	Oral Roberts	0 5					
												134 A	Oral Roberts	0 3					
												178 H	Houston Baptist	1 3					
												181 A	Southeastern La.	0 2					
												192 H	McNeese St.	1 2					
												199 A	Lamar	0 1					
												229 A	Sam Houston St.	0 2					
												234 H	Central Ark.	0 0					
												241 H	La.-Lafayette	1 2					
												285 A	UALR	4 0					
												295 H	Nicholls St.	2 1					
												312 H	Texas Southern	4 1					
												319 A	Ark.-Pine Bluff	5 0					
												322 A	Grambling	4 0					
LAST 10 GAMES																			
				181 A	Southeastern La.	0 2		38 H	Stephen F. Austin	0 3									
				295 H	Nicholls St.	2 1		134 A	Oral Roberts	0 3									
				192 H	McNeese St.	1 2		234 H	Central Ark.	0 0									
				199 A	Lamar	0 1		241 H	La.-Lafayette	1 2									
				229 A	Sam Houston St.	0 2		322 A	Grambling	4 0									

Non-Div. I Games: LSU-Shreveport 3 0

Northwestern St.

Average RPI Win: 263		WON-LOST	WINNING	LAST 10	STRENGTH OF		OPP. STRENGTH	TEAM	ADJ		CONF.	ADJ CONF.	
Average RPI Loss: 179		RECORD	PCT. RANK	GAMES	SCHEDULE		OF SCHEDULE	RPI	RPI		RPI	RPI	
DIV. I ONLY		7-11-1	.39474	224	4-6-0		255	276	261	.43205	263	24	24
DIV. I NON-CONF.		2-4-1	.35714	238	0-0-0		272	285	276	.40666	273	26	26
TOTALS		RPI 1-25	RPI 26-50		W-L RECORDS		RPI 51-100		RPI 101-150		RPI 150+		
7-11-1		0-0-0	0-0-0		OVERALL		0-0-0		0-5-0		7-6-1		
4-6-1		0-0-0	0-0-0		HOME		0-0-0		0-3-0		4-3-1		
3-5-0		0-0-0	0-0-0		AWAY		0-0-0		0-2-0		3-3-0		
0-0-0		0-0-0	0-0-0		NEUTRAL		0-0-0		0-0-0		0-0-0		
2-4-1		0-0-0	0-0-0		NON-CONFERENCE		0-0-0		0-1-0		2-3-1		
1-3-1		0-0-0	0-0-0		HOME		0-0-0		0-1-0		1-2-1		
1-1-0		0-0-0	0-0-		AWAY		0-0-0		0-0-0		1-1-0		
0-0-0		0-0-0	0-0-0		NEUTRAL		0-0-0		0-0-0		0-0-0		
5-7-0		0-0-0	0-0-0		CONFERENCE		0-0-0		0-4-0		5-3-0		
3-3-0		0-0-0	0-0-0		HOME		0-0-0		0-2-0		3-1-0		
2-4-0		0-0-0	0-0-0		AWAY		0-0-0		0-2-0		2-2-0		
0-0-0		0-0-0	0-0-0		NEUTRAL		0-0-0		0-0-0		0-0-0		
RPI S	Opponent	Score	RPI S	Opponent	Score	RPI S	Opponent	Score	RPI S	Opponent	Score		
									117 A	Radford	0	3	
									122 A	High Point	0	3	
									122 H	High Point	0	4	
									123 H	Longwood	0	2	
									147 H	Mercer	0	2	
									165 H	Campbell	0	1	
									166 A	Winthrop	0	4	
									174 H	Liberty	3	2	
									196 H	Col. of Charleston	1	3	
									203 H	Coastal Caro.	2	1	
									205 H	Ga. Southern	1	1	
									244 A	Francis Marion	1	3	
									249 H	UNI	1	0	
									264 H	Citadel	2	3	
									275 H	UNC Asheville	5	2	
									298 A	Presbyterian	1	2	
									307 A	Gardner-Webb	4	1	
									313 A	USC Upstate	2	1	
									320 A	VMI	4	0	
LAST 10 GAMES													
						122 A	High Point	0	3	298 A	Presbyterian	1	2
						203 H	Coastal Caro.	2	1	117 A	Radford	0	3
						165 H	Campbell	0	1	320 A	VMI	4	0
						122 H	High Point	0	4	174 H	Liberty	3	2
						275 H	UNC Asheville	5	2	123 H	Longwood	0	2

Non-Div. I Games:

Charleston So.

Average RPI Win: 229		WON-LOST	WINNING	LAST 10	STRENGTH OF	OPP. STRENGTH	TEAM	ADJ	CONF.	ADJ CONF.		
Average RPI Loss: 179		RECORD	PCT. RANK	GAMES	SCHEDULE	OF SCHEDULE	RPI	RPI	RPI	RPI		
DIV. I ONLY		5-12-1	.30556	269	3-6-1	202	228	264	.43025	264	18	18
DIV. I NON-CONF.		2-5-0	.28571	262	0-0-0	211	258	265	.41976	265	19	18
<hr/>												
TOTALS		RPI 1-25		RPI 26-50		W-L RECORDS		RPI 51-100		RPI 101-150		RPI 150+
5-12-1		0-0-0		0-0-0		OVERALL		0-2-0		0-1-0		5-9-1
2-5-0		0-0-0		0-0-0		HOME		0-1-0		0-1-0		2-3-0
3-7-1		0-0-0		0-0-0		AWAY		0-1-0		0-0-0		3-6-1
0-0-0		0-0-0		0-0-0		NEUTRAL		0-0-0		0-0-0		0-0-0
2-5-0		0-0-0		0-0-0		NON-CONFERENCE		0-0-0		0-0-0		2-5-0
1-1-0		0-0-0		0-0-0		HOME		0-0-0		0-0-0		1-1-0
1-4-0		0-0-0		0-0-		AWAY		0-0-0		0-0-0		1-4-0
0-0-0		0-0-0		0-0-0		NEUTRAL		0-0-0		0-0-0		0-0-0
3-7-1		0-0-0		0-0-0		CONFERENCE		0-2-0		0-1-0		3-4-1
1-4-0		0-0-0		0-0-0		HOME		0-1-0		0-1-0		1-2-0
2-3-1		0-0-0		0-0-0		AWAY		0-1-0		0-0-0		2-2-1
0-0-0		0-0-0		0-0-0		NEUTRAL		0-0-0		0-0-0		0-0-0
RPI	S	Opponent	Score	RPI	S	Opponent	Score	RPI	S	Opponent	Score	
						74 A UNC Greensboro	1 2			128 H Samford	0 2	
						98 H Furman	0 3			160 A Appalachian St.	3 2	
										166 A Winthrop	0 1	
										175 A Maine	1 5	
										180 H Davidson	1 2	
										187 A North Carolina St.	0 5	
										196 A Col. of Charleston	0 1	
										203 H Coastal Caro.	0 3	
										205 A Ga. Southern	4 2	
										206 A Bryant	1 5	
										220 A Elon	1 1	
										222 A Western Caro.	2 3	
										249 H UNI	5 0	
										263 A Charleston So.	3 2	
										269 H Wofford	3 1	
										308 H Chattanooga	2 3	
<hr/>												
LAST 10 GAMES												
						196 A Col. of Charleston	0 1			205 A Ga. Southern	4 2	
						222 A Western Caro.	2 3			180 H Davidson	1 2	
						160 A Appalachian St.	3 2			74 A UNC Greensboro	1 2	
						308 H Chattanooga	2 3			220 A Elon	1 1	
						128 H Samford	0 2			269 H Wofford	3 1	

Non-Div. I Games:

Citadel



Average RPI Win: 272		WON-LOST	WINNING	LAST 10	STRENGTH OF		OPP. STRENGTH	TEAM	ADJ		CONF.	ADJ CONF.	
Average RPI Loss: 198		RECORD	PCT. RANK	GAMES	SCHEDULE		OF SCHEDULE	RPI	RPI		RPI	RPI	
DIV. I ONLY		7-9-0	.4375	196	5-5-0		291	298	265	.42861	265	30	30
DIV. I NON-CONF.		2-6-0	.25	270	0-2-0		238	267	280	.39947	279	29	29
TOTALS		RPI 1-25	RPI 26-50		W-L RECORDS		RPI 51-100		RPI 101-150		RPI 150+		
7-9-0		0-0-0	0-0-0		OVERALL		0-0-0		0-2-0		7-7-0		
4-1-0		0-0-0	0-0-0		HOME		0-0-0		0-0-0		4-1-0		
3-7-0		0-0-0	0-0-0		AWAY		0-0-0		0-2-0		3-5-0		
0-1-0		0-0-0	0-0-0		NEUTRAL		0-0-0		0-0-0		0-1-0		
2-6-0		0-0-0	0-0-0		NON-CONFERENCE		0-0-0		0-1-0		2-5-0		
0-0-0		0-0-0	0-0-0		HOME		0-0-0		0-0-0		0-0-0		
2-5-0		0-0-0	0-0-		AWAY		0-0-0		0-1-0		2-4-0		
0-1-0		0-0-0	0-0-0		NEUTRAL		0-0-0		0-0-0		0-1-0		
5-3-0		0-0-0	0-0-0		CONFERENCE		0-0-0		0-1-0		5-2-0		
4-1-0		0-0-0	0-0-0		HOME		0-0-0		0-0-0		4-1-0		
1-2-0		0-0-0	0-0-0		AWAY		0-0-0		0-1-0		1-1-0		
0-0-0		0-0-0	0-0-0		NEUTRAL		0-0-0		0-0-0		0-0-0		
RPI S	Opponent	Score	RPI S	Opponent	Score	RPI S	Opponent	Score	RPI S	Opponent	Score		
									121 A	Boise St.	1	4	
									148 A	Oakland	1	2	
									155 A	Drake	1	2	
									169 A	Missouri St.	0	1	
									182 A	IPFW	0	1	
									200 N	Idaho St.	2	3	
									233 H	Western Ill.	2	1	
									236 A	Idaho	0	2	
									237 A	Eastern Wash.	3	2	
									249 A	UNI	1	2	
									255 H	UMKC	2	1	
									270 H	South Dakota St.	2	1	
									294 A	Neb. Omaha	1	0	
									303 H	IUPUI	1	0	
									315 A	North Dakota	3	0	
									318 H	South Dakota	2	3	
LAST 10 GAMES													
			294 A	Neb. Omaha	1 0	182 A	IPFW	0 1					
			255 H	UMKC	2 1	148 A	Oakland	1 2					
			318 H	South Dakota	2 3	270 H	South Dakota St.	2 1					
			303 H	IUPUI	1 0	169 A	Missouri St.	0 1					
			233 H	Western Ill.	2 1	249 A	UNI	1 2					

Non-Div. I Games: Bemidji St. 2 1

North Dakota St.

Average RPI Win:	274	WON-LOST	WINNING	LAST 10	STRENGTH OF	OPP. STRENGTH	TEAM	ADJ	CONF.	ADJ CONF.	
Average RPI Loss:	174	RECORD	PCT. RANK	GAMES	SCHEDULE	OF SCHEDULE	RPI	RPI	RPI	RPI	
DIV. I ONLY	5-12-1	.30556	269	3-7-0	211	229	266	.42784	266	25	25
DIV. I NON-CONF.	2-5-1	.3125	256	0-0-0	157	174	232	.45069	231	24	24
<hr/>											
TOTALS	RPI 1-25	RPI 26-50		W-L RECORDS	RPI 51-100		RPI 101-150		RPI 150+		
5-12-1	0-0-0	0-1-0		OVERALL	0-1-0		0-2-1		5-8-0		
2-6-0	0-0-0	0-0-0		HOME	0-1-0		0-1-0		2-4-0		
3-6-1	0-0-0	0-1-0		AWAY	0-0-0		0-1-1		3-4-0		
0-0-0	0-0-0	0-0-0		NEUTRAL	0-0-0		0-0-0		0-0-0		
<hr/>											
2-5-1	0-0-0	0-1-0		NON-CONFERENCE	0-1-0		0-1-1		2-2-0		
1-2-0	0-0-0	0-0-0		HOME	0-1-0		0-1-0		1-0-0		
1-3-1	0-0-0	0-0-		AWAY	0-0-0		0-0-1		1-2-0		
0-0-0	0-0-0	0-0-0		NEUTRAL	0-0-0		0-0-0		0-0-0		
<hr/>											
3-7-0	0-0-0	0-0-0		CONFERENCE	0-0-0		0-1-0		3-6-0		
1-4-0	0-0-0	0-0-0		HOME	0-0-0		0-0-0		1-4-0		
2-3-0	0-0-0	0-0-0		AWAY	0-0-0		0-1-0		2-2-0		
0-0-0	0-0-0	0-0-0		NEUTRAL	0-0-0		0-0-0		0-0-0		
<hr/>											
RPI S	Opponent	Score	RPI S	Opponent	Score	RPI S	Opponent	Score	RPI S	Opponent	Score
			31 A	Missouri	0 2	78 H	Middle Tenn.	2 3	120 H	East Tenn. St.	0 2
									122 A	High Point	1 1
									143 A	UT Martin	0 6
									180 A	Davidson	0 2
									189 H	Belmont	1 2
									210 A	Austin Peay	0 2
									212 H	Jacksonville St.	1 2
									217 H	Southeast Mo. St.	1 5
									221 A	Eastern Ky.	0 2
									222 A	Western Caro.	0 1
									223 H	SIU Edwardsville	1 0
									259 H	Eastern Ill.	2 3
									267 H	Northern Ky.	3 2
									280 A	Morehead St.	1 0
									293 A	Murray St.	2 1
									308 A	Chattanooga	2 0
<hr/>											
LAST 10 GAMES											
			143 A	UT Martin	0 6	221 A	Eastern Ky.	0 2			
			217 H	Southeast Mo. St.	1 5	280 A	Morehead St.	1 0			
			293 A	Murray St.	2 1	259 H	Eastern Ill.	2 3			
			210 A	Austin Peay	0 2	223 H	SIU Edwardsville	1 0			
			189 H	Belmont	1 2	212 H	Jacksonville St.	1 2			

Non-Div. I Games:

Tennessee Tech

Average RPI Win:	288	WON-LOST	WINNING	LAST 10	STRENGTH OF	OPP. STRENGTH	TEAM	ADJ	CONF.	ADJ CONF.	
Average RPI Loss:	155	RECORD	PCT. RANK	GAMES	SCHEDULE	OF SCHEDULE	RPI	RPI	RPI	RPI	
DIV. I ONLY	6-11-0	.35294	254	4-6-0	251	249	267	.42497	267	22	22
DIV. I NON-CONF.	3-5-0	.375	223	1-0-0	264	276	266	.41781	266	20	21
<hr/>											
TOTALS	RPI 1-25	RPI 26-50		W-L RECORDS		RPI 51-100		RPI 101-150		RPI 150+	
6-11-0	0-0-0	0-0-0		OVERALL		0-1-0		0-6-0		6-4-0	
0-6-0	0-0-0	0-0-0		HOME		0-0-0		0-4-0		0-2-0	
6-4-0	0-0-0	0-0-0		AWAY		0-1-0		0-1-0		6-2-0	
0-1-0	0-0-0	0-0-0		NEUTRAL		0-0-0		0-1-0		0-0-0	
<hr/>											
3-5-0	0-0-0	0-0-0		NON-CONFERENCE		0-0-0		0-2-0		3-3-0	
0-2-0	0-0-0	0-0-0		HOME		0-0-0		0-1-0		0-1-0	
3-2-0	0-0-0	0-0-		AWAY		0-0-0		0-0-0		3-2-0	
0-1-0	0-0-0	0-0-0		NEUTRAL		0-0-0		0-1-0		0-0-0	
<hr/>											
3-6-0	0-0-0	0-0-0		CONFERENCE		0-1-0		0-4-0		3-1-0	
0-4-0	0-0-0	0-0-0		HOME		0-0-0		0-3-0		0-1-0	
3-2-0	0-0-0	0-0-0		AWAY		0-1-0		0-1-0		3-0-0	
0-0-0	0-0-0	0-0-0		NEUTRAL		0-0-0		0-0-0		0-0-0	
<hr/>											
RPI S	Opponent	Score	RPI S	Opponent	Score	RPI S	Opponent	Score	RPI S	Opponent	Score
						66 A	Fla. Gulf Coast	0 6	107 N	Western Ky.	1 2
						120 A	East Tenn. St.	1 2			
						133 H	Jacksonville	1 2			
						137 H	Kennesaw St.	0 1			
						147 H	Mercer	0 1			
						148 H	Oakland	0 2			
						167 A	Ball St.	1 2			
						171 H	North Florida	2 3			
						240 A	Youngstown St.	2 1			
						242 H	Xavier	0 1			
						266 A	Tennessee Tech	2 3			
						288 A	Stetson	1 0			
						293 A	Murray St.	4 2			
						297 A	Lipscomb	5 2			
						299 A	Canisius	2 0			
						313 A	USC Upstate	2 0			
<hr/>											
			LAST 10 GAMES								
			297 A Lipscomb			5 2	66 A Fla. Gulf Coast			0 6	
			313 A USC Upstate			2 0	288 A Stetson			1 0	
			120 A East Tenn. St.			1 2	171 H North Florida			2 3	
			147 H Mercer			0 1	133 H Jacksonville			1 2	
			137 H Kennesaw St.			0 1	240 A Youngstown St.			2 1	

Non-Div. I Games:

Northern Ky.

Average RPI Win:	294	WON-LOST RECORD	WINNING PCT. RANK	LAST 10 GAMES	STRENGTH OF SCHEDULE	OPP. STRENGTH OF SCHEDULE	TEAM RPI	ADJ RPI	CONF. RPI	ADJ CONF. RPI					
DIV. I ONLY		3-12-3	.25	286	1-7-2	177	222	270	.42434	268	20	21			
DIV. I NON-CONF.		3-6-2	.36364	231	1-1-1	213	192	241	.44281	241	21	20			
<hr/>															
TOTALS	RPI 1-25	RPI 26-50		W-L RECORDS		RPI 51-100		RPI 101-150		RPI 150+					
3-12-3	0-0-0	0-0-0		OVERALL		0-2-1		0-5-0		3-5-2					
1-6-2	0-0-0	0-0-0		HOME		0-0-1		0-4-0		1-2-1					
2-6-1	0-0-0	0-0-0		AWAY		0-2-0		0-1-0		2-3-1					
0-0-0	0-0-0	0-0-0		NEUTRAL		0-0-0		0-0-0		0-0-0					
<hr/>															
3-6-2	0-0-0	0-0-0		NON-CONFERENCE		0-2-1		0-4-0		3-0-1					
1-3-2	0-0-0	0-0-0		HOME		0-0-1		0-3-0		1-0-1					
2-3-0	0-0-0	0-0-		AWAY		0-2-0		0-1-0		2-0-0					
0-0-0	0-0-0	0-0-0		NEUTRAL		0-0-0		0-0-0		0-0-0					
<hr/>															
0-6-1	0-0-0	0-0-0		CONFERENCE		0-0-0		0-1-0		0-5-1					
0-3-0	0-0-0	0-0-0		HOME		0-0-0		0-1-0		0-2-0					
0-3-1	0-0-0	0-0-0		AWAY		0-0-0		0-0-0		0-3-1					
0-0-0	0-0-0	0-0-0		NEUTRAL		0-0-0		0-0-0		0-0-0					
<hr/>															
RPI	S	Opponent	Score	RPI	S	Opponent	Score	RPI	S	Opponent	Score				
				64 A Kansas				0	3	102 A Cal St. Fullerton		0	1		
				73 A Oklahoma St.				1	4	111 H Arizona		1	3		
				85 H Utah St.				1	1	114 H Iowa St.		0	1		
										119 H Illinois St.		1	2		
										134 H Oral Roberts		0	1		
										155 A Drake		0	0		
										155 H Drake		2	3		
										169 A Missouri St.		0	1		
										230 A Indiana St.		1	3		
										239 H Evansville		0	1		
										249 A UNI		0	1		
										255 H UMKC		1	1		
										270 H South Dakota St.		2	1		
										294 A Neb. Omaha		4	1		
										318 A South Dakota		3	1		
				LAST 10 GAMES											
				155 A Drake				0	0	230 A Indiana St.				1	3
				249 A UNI				0	1	119 H Illinois St.				1	2
				239 H Evansville				0	1	134 H Oral Roberts				0	1
				169 A Missouri St.				0	1	270 H South Dakota St.				2	1
				155 H Drake				2	3	255 H UMKC				1	1

Non-Div. I Games:

Creighton

Average RPI Win: 266		WON-LOST	WINNING	LAST 10	STRENGTH OF		OPP. STRENGTH	TEAM	ADJ		CONF.	ADJ CONF.				
Average RPI Loss: 176		RECORD	PCT. RANK	GAMES	SCHEDULE		OF SCHEDULE	RPI	RPI		RPI	RPI				
DIV. I ONLY		6-10-2	.38889	234	1-7-2		289	239	272		.42314	269				
DIV. I NON-CONF.		5-2-0	.71429	59	0-0-0		314	287	211		.46689	211				
TOTALS		RPI 1-25	RPI 26-50		W-L RECORDS		RPI 51-100		RPI 101-150		RPI 150+					
6-10-2	0-0-0	0-0-0		OVERALL		0-2-0		0-1-0		6-7-2						
4-5-2	0-0-0	0-0-0		HOME		0-2-0		0-1-0		4-2-2						
2-5-0	0-0-0	0-0-0		AWAY		0-0-0		0-0-0		2-5-0						
0-0-0	0-0-0	0-0-0		NEUTRAL		0-0-0		0-0-0		0-0-0						
5-2-0	0-0-0	0-0-0		NON-CONFERENCE		0-0-0		0-0-0		5-2-0						
4-1-0	0-0-0	0-0-0		HOME		0-0-0		0-0-0		4-1-0						
1-1-0	0-0-0	0-0-		AWAY		0-0-0		0-0-0		1-1-0						
0-0-0	0-0-0	0-0-0		NEUTRAL		0-0-0		0-0-0		0-0-0						
1-8-2	0-0-0	0-0-0		CONFERENCE		0-2-0		0-1-0		1-5-2						
0-4-2	0-0-0	0-0-0		HOME		0-2-0		0-1-0		0-1-2						
1-4-0	0-0-0	0-0-0		AWAY		0-0-0		0-0-0		1-4-0						
0-0-0	0-0-0	0-0-0		NEUTRAL		0-0-0		0-0-0		0-0-0						
RPI S	Opponent	Score	RPI S	Opponent	Score	RPI S	Opponent	Score	RPI S	Opponent	Score					
						74 H	UNC Greensboro	0 1	128 H	Samford	1 3					
						98 H	Furman	2 3	160 H	Appalachian St.	0 3					
									166 H	Winthrop	2 1					
									176 H	Troy	0 1					
									180 A	Davidson	1 2					
									196 A	Col. of Charleston	0 1					
									203 A	Coastal Caro.	2 1					
									205 A	Ga. Southern	1 2					
									220 H	Elon	0 0					
									222 H	Western Caro.	1 1					
									264 A	Citadel	1 3					
									275 A	UNC Asheville	0 4					
									298 H	Presbyterian	1 0					
									307 H	Gardner-Webb	1 0					
									308 A	Chattanooga	4 0					
									313 H	USC Upstate	2 0					
						LAST 10 GAMES										
						98 H	Furman	2 3	74 H	UNC Greensboro	0 1					
205 A	Ga. Southern	1 2	220 H	Elon	0 0											
180 A	Davidson	1 2	128 H	Samford	1 3											
222 H	Western Caro.	1 1	308 A	Chattanooga	4 0											
160 H	Appalachian St.	0 3	264 A	Citadel	1 3											

Non-Div. I Games:

Wofford

Average RPI Win:	271	WON-LOST RECORD	WINNING PCT. RANK	LAST 10 GAMES	STRENGTH OF SCHEDULE	OPP. STRENGTH OF SCHEDULE	TEAM RPI	ADJ RPI	CONF. RPI	ADJ CONF. RPI	
DIV. I ONLY	6-9-2	.41176	219	5-4-1	298	238	269	.42283	270	30	30
DIV. I NON-CONF.	2-6-1	.27778	266	1-1-0	256	145	274	.40717	272	29	29
<hr/>											
TOTALS	RPI 1-25	RPI 26-50		W-L RECORDS	RPI 51-100		RPI 101-150		RPI 150+		
6-9-2	0-0-0	0-1-0		OVERALL	0-1-1		0-2-0		6-5-1		
4-2-1	0-0-0	0-0-0		HOME	0-0-0		0-1-0		4-1-1		
2-6-0	0-0-0	0-1-0		AWAY	0-0-0		0-1-0		2-4-0		
0-1-1	0-0-0	0-0-0		NEUTRAL	0-1-1		0-0-0		0-0-0		
<hr/>											
2-6-1	0-0-0	0-1-0		NON-CONFERENCE	0-1-1		0-1-0		2-3-0		
1-2-0	0-0-0	0-0-0		HOME	0-0-0		0-1-0		1-1-0		
1-3-0	0-0-0	0-0-		AWAY	0-0-0		0-0-0		1-2-0		
0-1-1	0-0-0	0-0-0		NEUTRAL	0-1-1		0-0-0		0-0-0		
<hr/>											
4-3-1	0-0-0	0-0-0		CONFERENCE	0-0-0		0-1-0		4-2-1		
3-0-1	0-0-0	0-0-0		HOME	0-0-0		0-0-0		3-0-1		
1-3-0	0-0-0	0-0-0		AWAY	0-0-0		0-1-0		1-2-0		
0-0-0	0-0-0	0-0-0		NEUTRAL	0-0-0		0-0-0		0-0-0		
<hr/>											
RPI S	Opponent	Score	RPI S	Opponent	Score	RPI S	Opponent	Score	RPI S	Opponent	Score
			36 A	Wisconsin	0 5	75 N	UNLV	0 0	114 H	Iowa St.	1 2
						92 N	Georgia	0 5	148 A	Oakland	0 1
									155 H	Drake	1 2
									182 A	IPFW	1 2
									233 H	Western Ill.	2 0
									249 H	UNI	4 0
									255 H	UMKC	1 0
									265 A	North Dakota St.	1 2
									268 A	Creighton	1 2
									277 A	Green Bay	2 0
									294 A	Neb. Omaha	6 1
									303 H	IUPUI	1 1
									315 A	North Dakota	1 3
									318 H	South Dakota	1 0
<hr/>											
LAST 10 GAMES											
			294 A	Neb. Omaha	6 1	148 A	Oakland	0 1			
			318 H	South Dakota	1 0	182 A	IPFW	1 2			
			255 H	UMKC	1 0	265 A	North Dakota St.	1 2			
			233 H	Western Ill.	2 0	268 A	Creighton	1 2			
			303 H	IUPUI	1 1	249 H	UNI	4 0			

Non-Div. I Games:

South Dakota St.

Average RPI Win:	208	WON-LOST RECORD	WINNING PCT. RANK	LAST 10 GAMES	STRENGTH OF SCHEDULE	OPP. STRENGTH OF SCHEDULE	TEAM RPI	ADJ RPI	CONF. RPI	ADJ CONF. RPI	
Average RPI Loss:	176										
DIV. I ONLY	4-13-2	.26316	282	3-5-2	180	242	271	.4228	271	21	20
DIV. I NON-CONF.	1-8-0	.11111	301	0-0-0	195	253	297	.37916	297	16	16
<hr/>											
TOTALS	RPI 1-25	RPI 26-50		W-L RECORDS	RPI 51-100		RPI 101-150		RPI 150+		
4-13-2	0-0-0	0-0-0		OVERALL	0-2-0		1-1-0		3-10-2		
2-6-2	0-0-0	0-0-0		HOME	0-1-0		1-0-0		1-5-2		
2-7-0	0-0-0	0-0-0		AWAY	0-1-0		0-1-0		2-5-0		
0-0-0	0-0-0	0-0-0		NEUTRAL	0-0-0		0-0-0		0-0-0		
1-8-0	0-0-0	0-0-0		NON-CONFERENCE	0-1-0		0-0-0		1-7-0		
1-4-0	0-0-0	0-0-0		HOME	0-0-0		0-0-0		1-4-0		
0-4-0	0-0-0	0-0-		AWAY	0-1-0		0-0-0		0-3-0		
0-0-0	0-0-0	0-0-0		NEUTRAL	0-0-0		0-0-0		0-0-0		
3-5-2	0-0-0	0-0-0		CONFERENCE	0-1-0		1-1-0		2-3-2		
1-2-2	0-0-0	0-0-0		HOME	0-1-0		1-0-0		0-1-2		
2-3-0	0-0-0	0-0-0		AWAY	0-0-0		0-1-0		2-2-0		
0-0-0	0-0-0	0-0-0		NEUTRAL	0-0-0		0-0-0		0-0-0		
RPI	S	Opponent	Score	RPI	S	Opponent	Score	RPI	S	Opponent	Score

Non-Div. I Games:

Vermont

Average RPI Win:	255	WON-LOST RECORD	WINNING PCT. RANK	LAST 10 GAMES	STRENGTH OF SCHEDULE	OPP. STRENGTH OF SCHEDULE	TEAM RPI	ADJ RPI	CONF. RPI	ADJ CONF. RPI			
DIV. I ONLY		5-12-0	.29412	273	3-7-0	217	198	268	.42245	272	16	16	
DIV. I NON-CONF.		2-5-0	.28571	262	0-0-0	288	225	288	.38916	289	17	17	
<hr/>													
TOTALS	RPI 1-25	RPI 26-50		W-L RECORDS		RPI 51-100		RPI 101-150		RPI 150+			
5-12-0	0-0-0	0-0-0		OVERALL		0-4-0		0-3-0		5-5-0			
3-4-0	0-0-0	0-0-0		HOME		0-2-0		0-2-0		3-0-0			
1-6-0	0-0-0	0-0-0		AWAY		0-2-0		0-0-0		1-4-0			
1-2-0	0-0-0	0-0-0		NEUTRAL		0-0-0		0-1-0		1-1-0			
<hr/>													
2-5-0	0-0-0	0-0-0		NON-CONFERENCE		0-1-0		0-2-0		2-2-0			
1-1-0	0-0-0	0-0-0		HOME		0-0-0		0-1-0		1-0-0			
0-2-0	0-0-0	0-0-		AWAY		0-1-0		0-0-0		0-1-0			
1-2-0	0-0-0	0-0-0		NEUTRAL		0-0-0		0-1-0		1-1-0			
<hr/>													
3-7-0	0-0-0	0-0-0		CONFERENCE		0-3-0		0-1-0		3-3-0			
2-3-0	0-0-0	0-0-0		HOME		0-2-0		0-1-0		2-0-0			
1-4-0	0-0-0	0-0-0		AWAY		0-1-0		0-0-0		1-3-0			
0-0-0	0-0-0	0-0-0		NEUTRAL		0-0-0		0-0-0		0-0-0			
<hr/>													
RPI	S	Opponent	Score	RPI	S	Opponent	Score	RPI	S	Opponent	Score		
								56	A	North Texas	1	2	
								75	A	UNLV	1	2	
								78	H	Middle Tenn.	2	3	
								90	H	FIU	1	2	
								107	H	Western Ky.	0	1	
								119	N	Illinois St.	0	7	
								133	H	Jacksonville	0	1	
								164	A	Arkansas St.	4	5	
								176	A	Troy	2	0	
								216	A	South Ala.	0	1	
				241	H	La.-Lafayette	2	1					
				251	N	Northern Ariz.	0	2					
				277	N	Green Bay	2	1					
				279	H	UAB	4	3					
				285	A	UALR	1	3					
				288	A	Stetson	2	5					
				301	H	La.-Monroe	1	0					
				LAST 10 GAMES									
				90	H	FIU	1	2	56	A	North Texas	1	2
				164	A	Arkansas St.	4	5	78	H	Middle Tenn.	2	3
				285	A	UALR	1	3	107	H	Western Ky.	0	1
				241	H	La.-Lafayette	2	1	216	A	South Ala.	0	1
				301	H	La.-Monroe	1	0	176	A	Troy	2	0

Non-Div. I Games:

Fla. Atlantic



Average RPI Win:	175	WON-LOST	WINNING	LAST 10	STRENGTH OF	OPP. STRENGTH	TEAM	ADJ	CONF.	ADJ CONF.	
Average RPI Loss:	145	RECORD	PCT. RANK	GAMES	SCHEDULE	OF SCHEDULE	RPI	RPI	RPI	RPI	
DIV. I ONLY	4-14-0	.22222	294	2-8-0	182	144	273	.42216	273	13	13
DIV. I NON-CONF.	2-6-0	.25	270	0-1-0	164	187	251	.4323	250	13	13
TOTALS	RPI 1-25	RPI 26-50	W-L RECORDS	RPI 51-100	RPI 101-150	RPI 150+					
4-14-0	0-0-0	0-0-0	OVERALL	1-4-0	1-4-0	2-6-0					
4-6-0	0-0-0	0-0-0	HOME	1-1-0	1-1-0	2-4-0					
0-8-0	0-0-0	0-0-0	AWAY	0-3-0	0-3-0	0-2-0					
0-0-0	0-0-0	0-0-0	NEUTRAL	0-0-0	0-0-0	0-0-0					
2-6-0	0-0-0	0-0-0	NON-CONFERENCE	0-2-0	0-3-0	2-1-0					
2-3-0	0-0-0	0-0-0	HOME	0-1-0	0-1-0	2-1-0					
0-3-0	0-0-0	0-0-	AWAY	0-1-0	0-2-0	0-0-0					
0-0-0	0-0-0	0-0-0	NEUTRAL	0-0-0	0-0-0	0-0-0					
2-8-0	0-0-0	0-0-0	CONFERENCE	1-2-0	1-1-0	0-5-0					
2-3-0	0-0-0	0-0-0	HOME	1-0-0	1-0-0	0-3-0					
0-5-0	0-0-0	0-0-0	AWAY	0-2-0	0-1-0	0-2-0					
0-0-0	0-0-0	0-0-0	NEUTRAL	0-0-0	0-0-0	0-0-0					
RPI S	Opponent	Score	RPI S	Opponent	Score	RPI S	Opponent	Score	RPI S	Opponent	Score
						58 A	William & Mary	0 3	110 H	Hofstra	2 1
						70 H	VCU	1 2	117 A	Radford	1 3
						72 A	UNC Wilmington	0 5	132 H	Richmond	0 2
						81 H	Drexel	2 1	135 A	Hartford	2 3
						87 A	East Carolina	0 1	149 A	Delaware	0 1
									153 H	Northeastern	1 2
									163 H	James Madison	0 5
									174 H	Liberty	0 1
									187 H	North Carolina St.	2 0
									204 A	George Mason	1 2
									238 H	Georgia St.	3 4
									278 A	Towson	1 3
									320 H	VMI	6 1
			LAST 10 GAMES								
						58 A	William & Mary	0 3	72 A	UNC Wilmington	0 5
						153 H	Northeastern	1 2	238 H	Georgia St.	3 4
						110 H	Hofstra	2 1	204 A	George Mason	1 2
						149 A	Delaware	0 1	278 A	Towson	1 3
						81 H	Drexel	2 1	70 H	VCU	1 2

Non-Div. I Games:

Old Dominion

Average RPI Win: 316		WON-LOST	WINNING	LAST 10	STRENGTH OF	OPP. STRENGTH	TEAM	ADJ	CONF.	ADJ CONF.		
Average RPI Loss: 169		RECORD	PCT. RANK	GAMES	SCHEDULE	OF SCHEDULE	RPI	RPI	RPI	RPI		
DIV. I ONLY		1-11-5	.20588	299	0-6-4	140	270	274	.41867	274	21	20
DIV. I NON-CONF.		1-6-2	.22222	283	0-1-1	107	292	247	.43427	247	16	16
<hr/>												
TOTALS		RPI 1-25	RPI 26-50		W-L RECORDS		RPI 51-100		RPI 101-150		RPI 150+	
1-11-5		0-0-0	0-0-0		OVERALL		0-3-1		0-2-0		1-6-4	
0-4-3		0-0-0	0-0-0		HOME		0-1-0		0-1-0		0-2-3	
1-7-2		0-0-0	0-0-0		AWAY		0-2-1		0-1-0		1-4-1	
0-0-0		0-0-0	0-0-0		NEUTRAL		0-0-0		0-0-0		0-0-0	
1-6-2		0-0-0	0-0-0		NON-CONFERENCE		0-2-1		0-1-0		1-3-1	
0-2-1		0-0-0	0-0-0		HOME		0-0-0		0-1-0		0-1-1	
1-4-1		0-0-0	0-0-		AWAY		0-2-1		0-0-0		1-2-0	
0-0-0		0-0-0	0-0-0		NEUTRAL		0-0-0		0-0-0		0-0-0	
0-5-3		0-0-0	0-0-0		CONFERENCE		0-1-0		0-1-0		0-3-3	
0-2-2		0-0-0	0-0-0		HOME		0-1-0		0-0-0		0-1-2	
0-3-1		0-0-0	0-0-0		AWAY		0-0-0		0-1-0		0-2-1	
0-0-0		0-0-0	0-0-0		NEUTRAL		0-0-0		0-0-0		0-0-0	
RPI	S	Opponent	Score	RPI	S	Opponent	Score	RPI	S	Opponent	Score	
						68 H Boston U.	0 1	123 H Longwood		0 1		
						70 A VCU	0 0	135 A Hartford		1 4		
						81 A Drexel	0 1	154 H Stony Brook		1 1		
						82 A Navy	1 2	175 H Maine		1 1		
								201 A LIU Brooklyn		0 1		
								208 A Bucknell		0 3		
								227 H Binghamton		0 3		
								231 H American		1 2		
								247 A New Hampshire		1 2		
								260 A Albany (NY)		1 4		
								271 A Vermont		0 0		
								305 H Lafayette		0 0		
								316 A Saint Peter's		5 0		
<hr/>												
LAST 10 GAMES												
						260 A Albany (NY)	1 4	175 H Maine		1 1		
						227 H Binghamton	0 3	135 A Hartford		1 4		
						154 H Stony Brook	1 1	247 A New Hampshire		1 2		
						271 A Vermont	0 0	70 A VCU		0 0		
						68 H Boston U.	0 1	123 H Longwood		0 1		

Non-Div. I Games:

UMBC

Average RPI Win:	301	WON-LOST	WINNING	LAST 10	STRENGTH OF	OPP. STRENGTH	TEAM	ADJ	CONF.	ADJ CONF.					
Average RPI Loss:	162	RECORD	PCT. RANK	GAMES	SCHEDULE	OF SCHEDULE	RPI	RPI	RPI	RPI					
DIV. I ONLY	5-14-0	.26316	282	3-7-0	194	289	276	.41467	275	24	24				
DIV. I NON-CONF.	2-6-0	.25	270	0-0-0	141	291	256	.42597	255	26	26				
<hr/>															
TOTALS	RPI 1-25	RPI 26-50		W-L RECORDS		RPI 51-100		RPI 101-150		RPI 150+					
5-14-0	0-0-0	0-0-0		OVERALL		0-2-0		0-4-0		5-8-0					
3-6-0	0-0-0	0-0-0		HOME		0-0-0		0-2-0		3-4-0					
2-8-0	0-0-0	0-0-0		AWAY		0-2-0		0-2-0		2-4-0					
0-0-0	0-0-0	0-0-0		NEUTRAL		0-0-0		0-0-0		0-0-0					
<hr/>															
2-6-0	0-0-0	0-0-0		NON-CONFERENCE		0-2-0		0-1-0		2-3-0					
1-3-0	0-0-0	0-0-0		HOME		0-0-0		0-1-0		1-2-0					
1-3-0	0-0-0	0-0-		AWAY		0-2-0		0-0-0		1-1-0					
0-0-0	0-0-0	0-0-0		NEUTRAL		0-0-0		0-0-0		0-0-0					
<hr/>															
3-8-0	0-0-0	0-0-0		CONFERENCE		0-0-0		0-3-0		3-5-0					
2-3-0	0-0-0	0-0-0		HOME		0-0-0		0-1-0		2-2-0					
1-5-0	0-0-0	0-0-0		AWAY		0-0-0		0-2-0		1-3-0					
0-0-0	0-0-0	0-0-0		NEUTRAL		0-0-0		0-0-0		0-0-0					
<hr/>															
RPI	S	Opponent	Score	RPI	S	Opponent	Score	RPI	S	Opponent	Score				
				74 A UNC Greensboro				0	7	117 H Radford		2	3		
				98 A Furman				0	6	120 H East Tenn. St.		1	2		
												122 A High Point		1	5
												123 A Longwood		0	4
												160 H Appalachian St.		2	4
												165 A Campbell		2	3
												166 H Winthrop		1	3
												174 A Liberty		0	2
												203 H Coastal Caro.		1	2
												221 A Eastern Ky.		1	2
												260 H Albany (NY)		3	6
												263 A Charleston So.		2	5
												269 H Wofford		4	0
												298 A Presbyterian		6	3
												307 H Gardner-Webb		3	2
												313 A USC Upstate		5	1
												320 H VMI		4	2
				<hr/>											
								LAST 10 GAMES							
				298 A Presbyterian				6	3	122 A High Point				1	5
166 H Winthrop				1	3	165 A Campbell				2	3				
307 H Gardner-Webb				3	2	117 H Radford				2	3				
263 A Charleston So.				2	5	320 H VMI				4	2				
203 H Coastal Caro.				1	2	174 A Liberty				0	2				

Non-Div. I Games:

UNC Asheville

Average RPI Win:	304	WON-LOST RECORD	WINNING PCT. RANK	LAST 10 GAMES	STRENGTH OF SCHEDULE	OPP. STRENGTH OF SCHEDULE	TEAM RPI	ADJ RPI	CONF. RPI	ADJ CONF. RPI	
Average RPI Loss:	181										
DIV. I ONLY	7-11-1	.39474	224	2-7-1	304	301	277	.41399	276	28	28
DIV. I NON-CONF.	5-4-0	.55556	131	0-1-0	305	280	243	.4389	243	30	30
<hr/>											
TOTALS	RPI 1-25	RPI 26-50		W-L RECORDS	RPI 51-100		RPI 101-150		RPI 150+		
7-11-1	0-0-0	0-1-0		OVERALL	0-1-0		0-1-0		7-8-1		
4-4-1	0-0-0	0-0-0		HOME	0-1-0		0-0-0		4-3-1		
3-7-0	0-0-0	0-1-0		AWAY	0-0-0		0-1-0		3-5-0		
0-0-0	0-0-0	0-0-0		NEUTRAL	0-0-0		0-0-0		0-0-0		
5-4-0	0-0-0	0-1-0		NON-CONFERENCE	0-1-0		0-0-0		5-2-0		
2-2-0	0-0-0	0-0-0		HOME	0-1-0		0-0-0		2-1-0		
3-2-0	0-0-0	0-0-		AWAY	0-0-0		0-0-0		3-1-0		
0-0-0	0-0-0	0-0-0		NEUTRAL	0-0-0		0-0-0		0-0-0		
2-7-1	0-0-0	0-0-0		CONFERENCE	0-0-0		0-1-0		2-6-1		
2-2-1	0-0-0	0-0-0		HOME	0-0-0		0-0-0		2-2-1		
0-5-0	0-0-0	0-0-0		AWAY	0-0-0		0-1-0		0-4-0		
0-0-0	0-0-0	0-0-0		NEUTRAL	0-0-0		0-0-0		0-0-0		
RPI S	Opponent	Score	RPI S	Opponent	Score	RPI S	Opponent	Score	RPI S	Opponent	Score
			28 A	Virginia Tech	0 4	82 H	Navy	0 5	103 A	Saint Francis (PA)	0 3
									172 H	Rider	0 1
									194 H	Monmouth	0 2
									201 A	LIU Brooklyn	1 2
									206 H	Bryant	0 1
									207 A	Quinnipiac	0 1
									208 A	Bucknell	0 2
									246 H	Sacred Heart	0 0
									278 H	Towson	4 1
									283 H	Fairleigh Dickinson	2 1
									284 A	Central Conn. St.	0 1
									302 A	Wagner	2 3
									304 H	Robert Morris	3 0
									310 A	Delaware St.	3 1
									316 A	Saint Peter's	4 1
									317 A	Howard	2 1
									320 H	VMI	4 0
<hr/>											
LAST 10 GAMES											
			194 H	Monmouth	0 2	284 A	Central Conn. St.	0 1			
			206 H	Bryant	0 1	246 H	Sacred Heart	0 0			
			302 A	Wagner	2 3	304 H	Robert Morris	3 0			
			201 A	LIU Brooklyn	1 2	82 H	Navy	0 5			
			207 A	Quinnipiac	0 1	283 H	Fairleigh Dickinson	2 1			

Non-Div. I Games:

Mt. St. Mary's

Average RPI Win:	258	WON-LOST	WINNING	LAST 10	STRENGTH OF	OPP. STRENGTH	TEAM	ADJ	CONF.	ADJ CONF.	
Average RPI Loss:	184	RECORD	PCT. RANK	GAMES	SCHEDULE	OF SCHEDULE	RPI	RPI	RPI	RPI	
DIV. I ONLY	4-11-1	.28125	279	2-7-1	215	265	275	.41392	277	23	23
DIV. I NON-CONF.	2-7-0	.22222	283	0-3-0	224	266	282	.39386	283	23	23
<hr/>											
TOTALS	RPI 1-25	RPI 26-50		W-L RECORDS	RPI 51-100		RPI 101-150		RPI 150+		
4-11-1	0-0-0	0-1-0		OVERALL	0-1-0		0-2-0		4-7-1		
2-6-0	0-0-0	0-1-0		HOME	0-0-0		0-1-0		2-4-0		
1-3-1	0-0-0	0-0-0		AWAY	0-1-0		0-1-0		1-1-1		
1-2-0	0-0-0	0-0-0		NEUTRAL	0-0-0		0-0-0		1-2-0		
<hr/>											
2-7-0	0-0-0	0-1-0		NON-CONFERENCE	0-1-0		0-1-0		2-4-0		
1-3-0	0-0-0	0-1-0		HOME	0-0-0		0-0-0		1-2-0		
0-2-0	0-0-0	0-0-		AWAY	0-1-0		0-1-0		0-0-0		
1-2-0	0-0-0	0-0-0		NEUTRAL	0-0-0		0-0-0		1-2-0		
<hr/>											
2-4-1	0-0-0	0-0-0		CONFERENCE	0-0-0		0-1-0		2-3-1		
1-3-0	0-0-0	0-0-0		HOME	0-0-0		0-1-0		1-2-0		
1-1-1	0-0-0	0-0-0		AWAY	0-0-0		0-0-0		1-1-1		
0-0-0	0-0-0	0-0-0		NEUTRAL	0-0-0		0-0-0		0-0-0		
<hr/>											
RPI S	Opponent	Score	RPI S	Opponent	Score	RPI S	Opponent	Score	RPI S	Opponent	Score
			36 H	Wisconsin	0 2	66 A	Fla. Gulf Coast	1 2	119 A	Illinois St.	1 2
									138 H	Milwaukee	1 2
									152 A	Wright St.	1 1
									170 H	Detroit	0 1
									179 H	Valparaiso	0 1
									226 A	Loyola Chicago	1 0
									230 H	Indiana St.	0 3
									240 H	Youngstown St.	2 1
									249 N	UNI	1 0
									255 N	UMKC	0 2
									270 H	South Dakota St.	0 2
									272 N	Fla. Atlantic	1 2
									291 A	Cleveland St.	0 1
									318 H	South Dakota	3 1
<hr/>											
LAST 10 GAMES											
			179 H	Valparaiso	0 1	291 A	Cleveland St.	0 1			
			226 A	Loyola Chicago	1 0	230 H	Indiana St.	0 3			
			138 H	Milwaukee	1 2	152 A	Wright St.	1 1			
			36 H	Wisconsin	0 2	170 H	Detroit	0 1			
			240 H	Youngstown St.	2 1	119 A	Illinois St.	1 2			

Non-Div. I Games: Michigan Tech 4 2

Green Bay

Average RPI Win: 273		WON-LOST RECORD		WINNING PCT. RANK		LAST 10 GAMES		STRENGTH OF SCHEDULE		OPP. STRENGTH OF SCHEDULE		TEAM RPI		ADJ RPI		CONF. RPI		ADJ CONF. RPI	
DIV. I ONLY		1-15-2		.11111 316		1-8-1		111		154		278		.41056 278		13		13	
DIV. I NON-CONF.		0-7-1		.0625 309		0-0-0		55		201		260		.42123 260		13		13	
TOTALS		RPI 1-25		RPI 26-50		W-L RECORDS		RPI 51-100		RPI 101-150		RPI 150+							
1-15-2		0-1-0		0-1-0		OVERALL		0-4-0		0-3-1		1-6-1							
1-3-1		0-0-0		0-0-0		HOME		0-2-0		0-0-0		1-1-1							
0-11-1		0-1-0		0-1-0		AWAY		0-2-0		0-3-1		0-4-0							
0-1-0		0-0-0		0-0-0		NEUTRAL		0-0-0		0-0-0		0-1-0							
0-7-1		0-1-0		0-1-0		NON-CONFERENCE		0-1-0		0-1-1		0-3-0							
0-0-0		0-0-0		0-0-0		HOME		0-0-0		0-0-0		0-0-0							
0-6-1		0-1-0		0-0-		AWAY		0-1-0		0-1-1		0-2-0							
0-1-0		0-0-0		0-0-0		NEUTRAL		0-0-0		0-0-0		0-1-0							
1-8-1		0-0-0		0-0-0		CONFERENCE		0-3-0		0-2-0		1-3-1							
1-3-1		0-0-0		0-0-0		HOME		0-2-0		0-0-0		1-1-1							
0-5-0		0-0-0		0-0-0		AWAY		0-1-0		0-2-0		0-2-0							
0-0-0		0-0-0		0-0-0		NEUTRAL		0-0-0		0-0-0		0-0-0							
RPI S	Opponent	Score		RPI S	Opponent	Score		RPI S	Opponent	Score		RPI S	Opponent	Score					
20 A	West Virginia	0	5	33 A	Maryland	0	5	58 H	William & Mary	0	5	110 A	Hofstra	1	3				
								72 H	UNC Wilmington	2	5	127 A	DePaul	1	2				
								81 A	Drexel	0	4	149 A	Delaware	0	1				
								82 A	Navy	1	2	150 A	Loyola Maryland	1	1				
												153 A	Northeastern	1	2				
												163 H	James Madison	0	1				
												179 A	Valparaiso	0	1				
												204 A	George Mason	3	4				
												238 H	Georgia St.	1	1				
												253 N	George Washington	1	2				
												273 H	Old Dominion	3	1				
												276 A	Mt. St. Mary's	1	4				
				LAST 10 GAMES															
				204 A	George Mason	3	4	163 H	James Madison	0	1								
				238 H	Georgia St.	1	1	58 H	William & Mary	0	5								
				72 H	UNC Wilmington	2	5	273 H	Old Dominion	3	1								
				110 A	Hofstra	1	3	81 A	Drexel	0	4								
				153 A	Northeastern	1	2	149 A	Delaware	0	1								

Non-Div. I Games:

Towson

UAB

Average RPI Win: 262		WON-LOST	WINNING	LAST 10	STRENGTH OF	OPP. STRENGTH	TEAM	ADJ	CONF.	ADJ CONF.
Average RPI Loss: 102		RECORD	PCT. RANK	GAMES	SCHEDULE	OF SCHEDULE	RPI	RPI	RPI	RPI
DIV. I ONLY		2-17-0	.10526 318	0-10-0	142	97	280	.40952 279	9	9
DIV. I NON-CONF.		1-7-0	.125 298	0-0-0	216	97	292	.3894 287	8	8
TOTALS		RPI 1-25	RPI 26-50	W-L RECORDS	RPI 51-100	RPI 101-150	RPI 150+			
2-17-0	0-1-0		0-2-0	OVERALL	0-8-0	0-3-0	2-3-0			
1-8-0	0-1-0		0-0-0	HOME	0-5-0	0-1-0	1-1-0			
1-9-0	0-0-0		0-2-0	AWAY	0-3-0	0-2-0	1-2-0			
0-0-0	0-0-0		0-0-0	NEUTRAL	0-0-0	0-0-0	0-0-0			
1-7-0	0-0-0		0-1-0	NON-CONFERENCE	0-3-0	0-2-0	1-1-0			
0-2-0	0-0-0		0-0-0	HOME	0-2-0	0-0-0	0-0-0			
1-5-0	0-0-0		0-0-	AWAY	0-1-0	0-2-0	1-1-0			
0-0-0	0-0-0		0-0-0	NEUTRAL	0-0-0	0-0-0	0-0-0			
1-10-0	0-1-0		0-1-0	CONFERENCE	0-5-0	0-1-0	1-2-0			
1-6-0	0-1-0		0-0-0	HOME	0-3-0	0-1-0	1-1-0			
0-4-0	0-0-0		0-1-0	AWAY	0-2-0	0-0-0	0-1-0			
0-0-0	0-0-0		0-0-0	NEUTRAL	0-0-0	0-0-0	0-0-0			
RPI S Opponent	Score	RPI S Opponent	Score	RPI S Opponent	Score	RPI S Opponent	Score			
19 H UCF	0 6	42 A Oregon St.	0 1	62 H Rice	2 3	115 H Houston	1 2			
		45 A Colorado Col.	0 1	63 A Ole Miss	1 4	125 A Oregon	0 2			
				69 A SMU	1 3	128 A Samford	1 3			
				73 H Oklahoma St.	2 4	185 A UTEP	2 3			
				80 H Memphis	0 4	188 H Marshall	2 3			
				84 A Tulsa	0 2	235 H Southern Miss.	1 0			
				87 H East Carolina	0 1	272 A Fla. Atlantic	3 4			
				96 H Alabama	0 4	288 A Stetson	2 1			
LAST 10 GAMES				80 H Memphis	0 4	45 A Colorado Col.	0 1			
				84 A Tulsa	0 2	185 A UTEP	2 3			
				69 A SMU	1 3	87 H East Carolina	0 1			
				62 H Rice	2 3	188 H Marshall	2 3			
				115 H Houston	1 2	19 H UCF	0 6			

Non-Div. I Games:

UAB

Average RPI Win: 241		WON-LOST	WINNING	LAST 10	STRENGTH OF	OPP. STRENGTH	TEAM	ADJ	CONF.	ADJ CONF.			
Average RPI Loss: 185		RECORD	PCT. RANK	GAMES	SCHEDULE	OF SCHEDULE	RPI	RPI	RPI	RPI			
DIV. I ONLY		2-12-4	.22222	294	2-5-3	207	223	281	.4077	280	25	25	
DIV. I NON-CONF.		0-7-1	.0625	309	0-0-0	172	153	294	.38446	294	24	24	
<hr/>													
TOTALS		RPI 1-25		RPI 26-50		W-L RECORDS		RPI 51-100		RPI 101-150		RPI 150+	
2-12-4		0-0-0		0-1-0		OVERALL		0-0-0		0-2-1		2-9-3	
0-4-4		0-0-0		0-0-0		HOME		0-0-0		0-0-1		0-4-3	
2-8-0		0-0-0		0-1-0		AWAY		0-0-0		0-2-0		2-5-0	
0-0-0		0-0-0		0-0-0		NEUTRAL		0-0-0		0-0-0		0-0-0	
0-7-1		0-0-0		0-1-0		NON-CONFERENCE		0-0-0		0-1-1		0-5-0	
0-2-1		0-0-0		0-0-0		HOME		0-0-0		0-0-1		0-2-0	
0-5-0		0-0-0		0-0-		AWAY		0-0-0		0-1-0		0-3-0	
0-0-0		0-0-0		0-0-0		NEUTRAL		0-0-0		0-0-0		0-0-0	
2-5-3		0-0-0		0-0-0		CONFERENCE		0-0-0		0-1-0		2-4-3	
0-2-3		0-0-0		0-0-0		HOME		0-0-0		0-0-0		0-2-3	
2-3-0		0-0-0		0-0-0		AWAY		0-0-0		0-1-0		2-2-0	
0-0-0		0-0-0		0-0-0		NEUTRAL		0-0-0		0-0-0		0-0-0	
RPI	S	Opponent	Score	RPI	S	Opponent	Score	RPI	S	Opponent	Score		
				46	A	Miami (FL)	0 4			101	A	Kent St.	1 4
										103	H	Saint Francis (PA)	2 2
										143	A	UT Martin	0 2
										152	A	Wright St.	0 2
										188	H	Marshall	0 2
										189	A	Belmont	2 1
										190	H	Ohio	0 1
										210	H	Austin Peay	0 1
										212	H	Jacksonville St.	1 1
										217	A	Southeast Mo. St.	1 2
										221	A	Eastern Ky.	1 2
										223	H	SIU Edwardsville	1 1
										242	A	Xavier	1 2
										243	A	Akron	2 3
										259	H	Eastern Ill.	1 1
										266	H	Tennessee Tech	0 1
										293	A	Murray St.	2 1
<hr/>													
LAST 10 GAMES													
				293	A	Murray St.	2 1	143	A	UT Martin	0 2		
				210	H	Austin Peay	0 1	212	H	Jacksonville St.	1 1		
				223	H	SIU Edwardsville	1 1	266	H	Tennessee Tech	0 1		
				259	H	Eastern Ill.	1 1	189	A	Belmont	2 1		
				217	A	Southeast Mo. St.	1 2	221	A	Eastern Ky.	1 2		

Non-Div. I Games:

Morehead St.



Average RPI Win: 296		WON-LOST	WINNING	LAST 10	STRENGTH OF		OPP. STRENGTH	TEAM	ADJ	CONF.	ADJ CONF.
Average RPI Loss: 167		RECORD	PCT. RANK	GAMES	SCHEDULE		OF SCHEDULE	RPI	RPI	RPI	RPI
DIV. I ONLY		2-14-3	.18421	303	1-8-1		180	210	282	.40555	281
DIV. I NON-CONF.		2-7-2	.27273	268	1-1-0		176	264	258	.42584	256
TOTALS		RPI 1-25	RPI 26-50		W-L RECORDS		RPI 51-100		RPI 101-150		RPI 150+
2-14-3		0-1-0	0-1-0		OVERALL		0-1-1		0-3-0		2-8-2
1-6-1		0-0-0	0-1-0		HOME		0-0-1		0-0-0		1-5-0
0-7-2		0-1-0	0-0-0		AWAY		0-1-0		0-3-0		0-2-2
1-1-0		0-0-0	0-0-0		NEUTRAL		0-0-0		0-0-0		1-1-0
2-7-2		0-1-0	0-0-0		NON-CONFERENCE		0-1-0		0-1-0		2-4-2
1-3-0		0-0-0	0-0-0		HOME		0-0-0		0-0-0		1-3-0
0-3-2		0-1-0	0-0-		AWAY		0-1-0		0-1-0		0-0-2
1-1-0		0-0-0	0-0-0		NEUTRAL		0-0-0		0-0-0		1-1-0
0-7-1		0-0-0	0-1-0		CONFERENCE		0-0-1		0-2-0		0-4-0
0-3-1		0-0-0	0-1-0		HOME		0-0-1		0-0-0		0-2-0
0-4-0		0-0-0	0-0-0		AWAY		0-0-0		0-2-0		0-2-0
0-0-0		0-0-0	0-0-0		NEUTRAL		0-0-0		0-0-0		0-0-0
RPI S	Opponent	Score		RPI S	Opponent	Score		RPI S	Opponent	Score	
25 A	Texas Tech	0	5	34 H	Denver	0	3	85 H	Utah St.	0	0
								89 A	New Mexico	0	1
								121 A	Boise St.	0	1
								136 A	Seattle	1	2
								142 A	Louisiana Tech	0	1
								157 A	Montana	0	0
								185 H	UTEP	1	2
								200 N	Idaho St.	0	2
								219 A	Texas St.	0	3
								228 H	UTSA	1	2
								229 H	Sam Houston St.	0	1
								232 A	UC Riverside	1	1
								236 A	Idaho	1	3
								248 H	San Jose St.	0	1
								252 H	Weber St.	1	4
								282 H	CSU Bakersfield	1	0
								309 N	Southern Utah	1	0
LAST 10 GAMES											
236 A	Idaho	1	3	34 H	Denver	0	3	142 A	Louisiana Tech	0	1
136 A	Seattle	1	2	248 H	San Jose St.	0	1	85 H	Utah St.	0	0
228 H	UTSA	1	2	25 A	Texas Tech	0	5				
219 A	Texas St.	0	3								
282 H	CSU Bakersfield	1	0								

Non-Div. I Games:

New Mexico St.

Average RPI Win: 204		WON-LOST RECORD	WINNING PCT. RANK	LAST 10 GAMES	STRENGTH OF SCHEDULE	OPP. STRENGTH OF SCHEDULE	TEAM RPI	ADJ RPI	CONF. RPI	ADJ CONF. RPI								
DIV. I ONLY		6-11-1	.36111	247	4-5-1	306	180	279	.40549	282	29	29						
DIV. I NON-CONF.		6-11-1	.36111	237	4-5-1	285	204	269	.40549	274	28	28						
<hr/>																		
TOTALS		RPI 1-25		RPI 26-50		W-L RECORDS		RPI 51-100		RPI 101-150		RPI 150+						
6-11-1		0-0-0		0-0-0		OVERALL		0-1-0		0-2-0		6-8-1						
3-4-0		0-0-0		0-0-0		HOME		0-1-0		0-0-0		3-3-0						
2-6-1		0-0-0		0-0-0		AWAY		0-0-0		0-2-0		2-4-1						
1-1-0		0-0-0		0-0-0		NEUTRAL		0-0-0		0-0-0		1-1-0						
6-11-1		0-0-0		0-0-0		NON-CONFERENCE		0-1-0		0-2-0		6-8-1						
3-4-0		0-0-0		0-0-0		HOME		0-1-0		0-0-0		3-3-0						
2-6-1		0-0-0		0-0-		AWAY		0-0-0		0-2-0		2-4-1						
1-1-0		0-0-0		0-0-0		NEUTRAL		0-0-0		0-0-0		1-1-0						
0-0-0		0-0-0		0-0-0		CONFERENCE		0-0-0		0-0-0		0-0-0						
0-0-0		0-0-0		0-0-0		HOME		0-0-0		0-0-0		0-0-0						
0-0-0		0-0-0		0-0-0		AWAY		0-0-0		0-0-0		0-0-0						
0-0-0		0-0-0		0-0-0		NEUTRAL		0-0-0		0-0-0		0-0-0						
RPI	S	Opponent	Score	RPI	S	Opponent	Score	RPI	S	Opponent	Score	RPI	S	Opponent	Score			
								76	H	Loyola Marymount	0	2		108	A	Cal Poly	0	1
														141	A	Fresno St.	0	3
														162	H	San Francisco	2	1
														172	H	Hawaii	3	1
														193	H	UC Santa Barbara	0	1
														195	H	Portland St.	0	2
														198	A	St. Mary's (CA)	1	1
														200	H	Idaho St.	5	1
														208	N	Bucknell	1	3
														209	N	UC Davis	1	0
														228	A	UTSA	5	3
														232	A	UC Riverside	1	2
														248	A	San Jose St.	0	3
														251	A	Northern Ariz.	3	2
														256	H	Utah Valley	0	1
														281	A	New Mexico St.	0	1
														309	A	Southern Utah	2	3
LAST 10 GAMES																		
														309	A	Southern Utah	2	3
														256	H	Utah Valley	0	1
														198	A	St. Mary's (CA)	1	1
														172	H	Hawaii	3	1
														141	A	Fresno St.	0	3
														209	N	UC Davis	1	0

Non-Div. I Games: Fresno Pacific 0 0

CSU Bakersfield

Average RPI Win:	302	WON-LOST	WINNING	LAST 10	STRENGTH OF	OPP. STRENGTH	TEAM	ADJ	CONF.	ADJ CONF.	
Average RPI Loss:	221	RECORD	PCT. RANK	GAMES	SCHEDULE	OF SCHEDULE	RPI	RPI	RPI	RPI	
DIV. I ONLY	5-11-3	.34211	256	2-8-0	290	307	283	.40263	283	28	28
DIV. I NON-CONF.	3-3-3	.5	153	0-0-0	294	307	252	.42991	253	30	30
TOTALS	RPI 1-25	RPI 26-50	W-L RECORDS		RPI 51-100	RPI 101-150		RPI 150+			
5-11-3	0-0-0	0-0-0	OVERALL		0-0-0	0-1-1		5-10-2			
4-4-1	0-0-0	0-0-0	HOME		0-0-0	0-1-0		4-3-1			
1-7-2	0-0-0	0-0-0	AWAY		0-0-0	0-0-1		1-7-1			
0-0-0	0-0-0	0-0-0	NEUTRAL		0-0-0	0-0-0		0-0-0			
3-3-3	0-0-0	0-0-0	NON-CONFERENCE		0-0-0	0-0-1		3-3-2			
2-1-1	0-0-0	0-0-0	HOME		0-0-0	0-0-0		2-1-1			
1-2-2	0-0-0	0-0-	AWAY		0-0-0	0-0-1		1-2-1			
0-0-0	0-0-0	0-0-0	NEUTRAL		0-0-0	0-0-0		0-0-0			
2-8-0	0-0-0	0-0-0	CONFERENCE		0-0-0	0-1-0		2-7-0			
2-3-0	0-0-0	0-0-0	HOME		0-0-0	0-1-0		2-2-0			
0-5-0	0-0-0	0-0-0	AWAY		0-0-0	0-0-0		0-5-0			
0-0-0	0-0-0	0-0-0	NEUTRAL		0-0-0	0-0-0		0-0-0			
RPI S	Opponent	Score	RPI S	Opponent	Score	RPI S	Opponent	Score	RPI S	Opponent	Score
							103 H Saint Francis (PA)	0	1		
							135 A Hartford	1	1		
							172 A Rider	1	2		
							194 A Monmouth	1	3		
							201 H LIU Brooklyn	0	1		
							206 A Bryant	0	1		
							207 A Quinnipiac	0	1		
							213 H Air Force	0	0		
							215 A Iona	1	1		
							227 H Binghamton	0	1		
							246 H Sacred Heart	0	1		
							276 A Mt. St. Mary's	1	2		
							284 A Central Conn. St.	0	1		
							290 A NJIT	3	1		
							302 H Wagner	3	0		
							304 H Robert Morris	2	1		
							305 H Lafayette	1	0		
							310 H Delaware St.	5	0		
							316 A Saint Peter's	0	2		
LAST 10 GAMES											
							201 H LIU Brooklyn	0	1		
							284 A Central Conn. St.	0	1		
							103 H Saint Francis (PA)	0	1		
							206 A Bryant	0	1		
							302 H Wagner	3	0		
							194 A Monmouth	1	3		
							304 H Robert Morris	2	1		
							276 A Mt. St. Mary's	1	2		
							246 H Sacred Heart	0	1		
							207 A Quinnipiac	0	1		

Non-Div. I Games:

Fairleigh Dickinson

Average RPI Win:		277	WON-LOST RECORD		WINNING PCT. RANK		LAST 10 GAMES		STRENGTH OF SCHEDULE		OPP. STRENGTH OF SCHEDULE		TEAM RPI		ADJ RPI		CONF. RPI		ADJ CONF. RPI	
DIV. I ONLY			4-13-1		.25	286	3-6-1		238		241		284		.40167	284	28		28	
DIV. I NON-CONF.			1-6-1		.1875	292	0-0-1		246		118		285		.39198	285	30		30	
TOTALS		RPI 1-25		RPI 26-50		W-L RECORDS		RPI 51-100		RPI 101-150		RPI 150+								
4-13-1		0-0-0		0-0-0		OVERALL		0-2-1		0-2-0		4-9-0								
2-5-0		0-0-0		0-0-0		HOME		0-1-0		0-1-0		2-3-0								
1-8-1		0-0-0		0-0-0		AWAY		0-1-1		0-1-0		1-6-0								
1-0-0		0-0-0		0-0-0		NEUTRAL		0-0-0		0-0-0		1-0-0								
1-6-1		0-0-0		0-0-0		NON-CONFERENCE		0-2-1		0-1-0		1-3-0								
0-2-0		0-0-0		0-0-0		HOME		0-1-0		0-1-0		0-0-0								
0-4-1		0-0-0		0-0-		AWAY		0-1-1		0-0-0		0-3-0								
1-0-0		0-0-0		0-0-0		NEUTRAL		0-0-0		0-0-0		1-0-0								
3-7-0		0-0-0		0-0-0		CONFERENCE		0-0-0		0-1-0		3-6-0								
2-3-0		0-0-0		0-0-0		HOME		0-0-0		0-0-0		2-3-0								
1-4-0		0-0-0		0-0-0		AWAY		0-0-0		0-1-0		1-3-0								
0-0-0		0-0-0		0-0-0		NEUTRAL		0-0-0		0-0-0		0-0-0								
RPI	S	Opponent	Score	RPI	S	Opponent	Score	RPI	S	Opponent	Score	RPI	S	Opponent	Score					
								67	H	Connecticut	1	4		103	A	Saint Francis (PA)	0	3		
								68	A	Boston U.	0	3		144	H	Providence	1	2		
								95	A	Harvard	0	0		156	A	Yale	0	1		
														194	H	Monmouth	0	1		
														201	A	LIU Brooklyn	0	1		
														206	H	Bryant	1	2		
														207	A	Quinnipiac	0	1		
														246	H	Sacred Heart	0	1		
														247	N	New Hampshire	4	0		
														258	A	Siena	1	2		
														271	A	Vermont	0	2		
														276	H	Mt. St. Mary's	1	0		
														283	H	Fairleigh Dickinson	1	0		
														302	A	Wagner	2	0		
														304	A	Robert Morris	0	1		
				LAST 10 GAMES																
								246	H	Sacred Heart	0	1		304	A	Robert Morris	0	1		
								283	H	Fairleigh Dickinson	1	0		103	A	Saint Francis (PA)	0	3		
								201	A	LIU Brooklyn	0	1		206	H	Bryant	1	2		
								302	A	Wagner	2	0		95	A	Harvard	0	0		
								276	H	Mt. St. Mary's	1	0		207	A	Quinnipiac	0	1		

**Non-Div. I Games:**

Central Conn. St.

Average RPI Win: 296		WON-LOST	WINNING	LAST 10	STRENGTH OF		OPP. STRENGTH	TEAM	ADJ		CONF.	ADJ CONF.
Average RPI Loss: 171		RECORD	PCT. RANK	GAMES	SCHEDULE		OF SCHEDULE	RPI	RPI		RPI	RPI
DIV. I ONLY		2-16-0	.11111	316	1-9-0		124	277	286		.39797	285
DIV. I NON-CONF.		1-7-0	.125	298	0-0-0		131	310	283		.39422	282
TOTALS		RPI 1-25	RPI 26-50		W-L RECORDS		RPI 51-100		RPI 101-150		RPI 150+	
2-16-0		0-0-0	0-0-0		OVERALL		0-4-0		0-2-0		2-10-0	
2-7-0		0-0-0	0-0-0		HOME		0-1-0		0-0-0		2-6-0	
0-9-0		0-0-0	0-0-0		AWAY		0-3-0		0-2-0		0-4-0	
0-0-0		0-0-0	0-0-0		NEUTRAL		0-0-0		0-0-0		0-0-0	
1-7-0		0-0-0	0-0-0		NON-CONFERENCE		0-1-0		0-1-0		1-5-0	
1-3-0		0-0-0	0-0-0		HOME		0-0-0		0-0-0		1-3-0	
0-4-0		0-0-0	0-0-		AWAY		0-1-0		0-1-0		0-2-0	
0-0-0		0-0-0	0-0-0		NEUTRAL		0-0-0		0-0-0		0-0-0	
1-9-0		0-0-0	0-0-0		CONFERENCE		0-3-0		0-1-0		1-5-0	
1-4-0		0-0-0	0-0-0		HOME		0-1-0		0-0-0		1-3-0	
0-5-0		0-0-0	0-0-0		AWAY		0-2-0		0-1-0		0-2-0	
0-0-0		0-0-0	0-0-0		NEUTRAL		0-0-0		0-0-0		0-0-0	
RPI S	Opponent	Score	RPI S	Opponent	Score	RPI S	Opponent	Score	RPI S	Opponent	Score	
						56 H	North Texas	2 8	107 A	Western Ky.	0 5	
						63 A	Ole Miss	0 8	142 A	Louisiana Tech	0 1	
						78 A	Middle Tenn.	0 5	164 H	Arkansas St.	1 3	
						90 A	FIU	0 7	169 A	Missouri St.	0 5	
									176 A	Troy	0 4	
									210 H	Austin Peay	1 3	
									216 A	South Ala.	0 9	
									233 H	Western Ill.	1 4	
									234 A	Central Ark.	1 4	
									241 H	La.-Lafayette	0 1	
									262 H	Northwestern St.	0 4	
									272 H	Fla. Atlantic	3 1	
									301 H	La.-Monroe	0 1	
									319 H	Ark.-Pine Bluff	4 0	
LAST 10 GAMES												
						164 H	Arkansas St.	1 3	216 A	South Ala.	0 9	
						90 A	FIU	0 7	301 H	La.-Monroe	0 1	
						272 H	Fla. Atlantic	3 1	241 H	La.-Lafayette	0 1	
						56 H	North Texas	2 8	107 A	Western Ky.	0 5	
						176 A	Troy	0 4	78 A	Middle Tenn.	0 5	

Non-Div. I Games:

UALR

Average RPI Win: 298		WON-LOST	WINNING	LAST 10	STRENGTH OF		OPP. STRENGTH	TEAM	ADJ		CONF.	ADJ CONF.
Average RPI Loss: 196		RECORD	PCT. RANK	GAMES	SCHEDULE		OF SCHEDULE	RPI	RPI		RPI	RPI
DIV. I ONLY		5-12-0	.29412	273	2-8-0		275	305	287		.39639	286
DIV. I NON-CONF.		3-5-0	.375	223	0-1-0		293	306	279		.39818	281
TOTALS		RPI 1-25	RPI 26-50		W-L RECORDS		RPI 51-100		RPI 101-150		RPI 150+	
5-12-0		0-0-0	0-0-0		OVERALL		0-0-0		0-3-0		5-9-0	
4-4-0		0-0-0	0-0-0		HOME		0-0-0		0-2-0		4-2-0	
1-8-0		0-0-0	0-0-0		AWAY		0-0-0		0-1-0		1-7-0	
0-0-0		0-0-0	0-0-0		NEUTRAL		0-0-0		0-0-0		0-0-0	
3-5-0		0-0-0	0-0-0		NON-CONFERENCE		0-0-0		0-1-0		3-4-0	
2-1-0		0-0-0	0-0-0		HOME		0-0-0		0-0-0		2-1-0	
1-4-0		0-0-0	0-0-		AWAY		0-0-0		0-1-0		1-3-0	
0-0-0		0-0-0	0-0-0		NEUTRAL		0-0-0		0-0-0		0-0-0	
2-7-0		0-0-0	0-0-0		CONFERENCE		0-0-0		0-2-0		2-5-0	
2-3-0		0-0-0	0-0-0		HOME		0-0-0		0-2-0		2-1-0	
0-4-0		0-0-0	0-0-0		AWAY		0-0-0		0-0-0		0-4-0	
0-0-0		0-0-0	0-0-0		NEUTRAL		0-0-0		0-0-0		0-0-0	
RPI	S	Opponent	Score	RPI	S	Opponent	Score	RPI	S	Opponent	Score	
										130	H Marist	1
										145	A Fordham	0
										150	H Loyola Maryland	0
										151	A Fairfield	0
										154	A Stony Brook	0
										172	H Rider	0
										197	A Rhode Island	0
										215	A Iona	0
										245	A Niagara	0
										246	A Sacred Heart	1
										250	H Holy Cross	0
										258	H Siena	1
										299	A Canisius	1
										302	H Wagner	1
										305	H Lafayette	2
										310	A Delaware St.	2
										316	H Saint Peter's	3
LAST 10 GAMES												
										151	A Fairfield	0
										215	A Iona	0
										258	H Siena	1
										130	H Marist	1
										299	A Canisius	1
										245	A Niagara	0
										150	H Loyola Maryland	0
										172	H Rider	0
										316	H Saint Peter's	3
										250	H Holy Cross	0

Non-Div. I Games:

Manhattan

Average RPI Win: 305		WON-LOST RECORD		WINNING PCT. RANK		LAST 10 GAMES		STRENGTH OF SCHEDULE		OPP. STRENGTH OF SCHEDULE		TEAM RPI		ADJ RPI		CONF. RPI		ADJ CONF. RPI	
DIV. I ONLY		1-13-1		.1 320		1-8-1		120		213		285		.39614 287		10		10	
DIV. I NON-CONF.		1-8-0		.11111 301		1-3-0		156		282		290		.38457 293		11		11	
TOTALS		RPI 1-25		RPI 26-50		W-L RECORDS		RPI 51-100		RPI 101-150		RPI 150+							
1-13-1		0-0-0		0-2-0		OVERALL		0-2-1		0-1-0		1-8-0							
1-5-0		0-0-0		0-1-0		HOME		0-1-0		0-0-0		1-3-0							
0-8-1		0-0-0		0-1-0		AWAY		0-1-1		0-1-0		0-5-0							
0-0-0		0-0-0		0-0-0		NEUTRAL		0-0-0		0-0-0		0-0-0							
1-8-0		0-0-0		0-1-0		NON-CONFERENCE		0-1-0		0-1-0		1-5-0							
1-2-0		0-0-0		0-0-0		HOME		0-0-0		0-0-0		1-2-0							
0-6-0		0-0-0		0-0-		AWAY		0-1-0		0-1-0		0-3-0							
0-0-0		0-0-0		0-0-0		NEUTRAL		0-0-0		0-0-0		0-0-0							
0-5-1		0-0-0		0-1-0		CONFERENCE		0-1-1		0-0-0		0-3-0							
0-3-0		0-0-0		0-1-0		HOME		0-1-0		0-0-0		0-1-0							
0-2-1		0-0-0		0-0-0		AWAY		0-0-1		0-0-0		0-2-0							
0-0-0		0-0-0		0-0-0		NEUTRAL		0-0-0		0-0-0		0-0-0							
RPI	S	Opponent		Score		RPI	S	Opponent		Score		RPI	S	Opponent		Score			
				30	A	Georgetown	1	6	51	A	La Salle	0	4	112	A	Colgate	1	3	
				43	H	Princeton	1	5	88	H	Penn	1	2	156	H	Yale	0	1	
									95	A	Harvard	1	1	161	A	Brown	0	1	
														202	A	Columbia	0	1	
														227	A	Binghamton	1	2	
														245	H	Niagara	1	2	
														246	H	Sacred Heart	1	2	
														253	A	George Washington	2	3	
														260	A	Albany (NY)	2	5	
														305	H	Lafayette	4	1	
LAST 10 GAMES																			
				43	H	Princeton	1	5	88	H	Penn	1	2						
				161	A	Brown	0	1	245	H	Niagara	1	2						
				156	H	Yale	0	1	202	A	Columbia	0	1						
				95	A	Harvard	1	1	51	A	La Salle	0	4						
				305	H	Lafayette	4	1	246	H	Sacred Heart	1	2						

Non-Div. I Games:

Cornell

Average RPI Win:	293	WON-LOST	WINNING	LAST 10	STRENGTH OF	OPP. STRENGTH	TEAM	ADJ	CONF.	ADJ CONF.							
Average RPI Loss:	162	RECORD	PCT. RANK	GAMES	SCHEDULE	OF SCHEDULE	RPI	RPI	RPI	RPI							
DIV. I ONLY	2-13-1	.15625	308	1-8-1	195	233	291	.39223	288	22	22						
DIV. I NON-CONF.	1-6-0	.14286	295	0-1-0	189	252	291	.38914	290	20	21						
<hr/>																	
TOTALS	RPI 1-25	RPI 26-50		W-L RECORDS		RPI 51-100		RPI 101-150		RPI 150+							
2-13-1	0-0-0	0-0-0		OVERALL		0-3-0		0-4-0		2-6-1							
1-5-1	0-0-0	0-0-0		HOME		0-0-0		0-2-0		1-3-1							
1-7-0	0-0-0	0-0-0		AWAY		0-3-0		0-2-0		1-2-0							
0-1-0	0-0-0	0-0-0		NEUTRAL		0-0-0		0-0-0		0-1-0							
<hr/>																	
1-6-0	0-0-0	0-0-0		NON-CONFERENCE		0-2-0		0-0-0		1-4-0							
1-2-0	0-0-0	0-0-0		HOME		0-0-0		0-0-0		1-2-0							
0-3-0	0-0-0	0-0-		AWAY		0-2-0		0-0-0		0-1-0							
0-1-0	0-0-0	0-0-0		NEUTRAL		0-0-0		0-0-0		0-1-0							
<hr/>																	
1-7-1	0-0-0	0-0-0		CONFERENCE		0-1-0		0-4-0		1-2-1							
0-3-1	0-0-0	0-0-0		HOME		0-0-0		0-2-0		0-1-1							
1-4-0	0-0-0	0-0-0		AWAY		0-1-0		0-2-0		1-1-0							
0-0-0	0-0-0	0-0-0		NEUTRAL		0-0-0		0-0-0		0-0-0							
<hr/>																	
RPI S	Opponent	Score	RPI S	Opponent	Score	RPI S	Opponent	Score	RPI S	Opponent	Score						
						66 A	Fla. Gulf Coast	0 2	120 A	East Tenn. St.	1 3						
						90 A	FIU	0 4	133 A	Jacksonville	0 3						
						98 A	Furman	1 4	137 H	Kennesaw St.	0 3						
									147 H	Mercer	0 2						
									171 A	North Florida	1 2						
									176 A	Troy	0 1						
									205 H	Ga. Southern	0 2						
									212 N	Jacksonville St.	0 2						
									267 H	Northern Ky.	0 1						
									272 H	Fla. Atlantic	5 2						
									279 H	UAB	1 2						
									297 H	Lipscomb	1 1						
									313 A	USC Upstate	2 0						
						<hr/>											
									LAST 10 GAMES								
			137 H Kennesaw St.			0 3	297 H Lipscomb			1 1							
			147 H Mercer			0 2	267 H Northern Ky.			0 1							
			66 A Fla. Gulf Coast			0 2	313 A USC Upstate			2 0							
			171 A North Florida			1 2	120 A East Tenn. St.			1 3							
			133 A Jacksonville			0 3	98 A Furman			1 4							

Non-Div. I Games: Embry-Riddle (FL) 2 1

Stetson



Average RPI Win: 317		WON-LOST RECORD		WINNING PCT. RANK		LAST 10 GAMES		STRENGTH OF SCHEDULE		OPP. STRENGTH OF SCHEDULE		TEAM RPI		ADJ RPI		CONF. RPI		ADJ CONF. RPI	
Average RPI Loss: 208																			
DIV. I ONLY		6-9-2		.41176 219		6-2-2		313		320		290		.39191 289		32		32	
DIV. I NON-CONF.		0-8-0		0 313		0-1-0		124		297		301		.36817 301		32		32	
TOTALS		RPI 1-25		RPI 26-50		W-L RECORDS		RPI 51-100		RPI 101-150		RPI 150+							
6-9-2		0-0-0		0-0-0		OVERALL		0-0-0		0-3-0		6-6-2							
4-4-1		0-0-0		0-0-0		HOME		0-0-0		0-1-0		4-3-1							
2-3-1		0-0-0		0-0-0		AWAY		0-0-0		0-1-0		2-2-0							
0-2-0		0-0-0		0-0-0		NEUTRAL		0-0-0		0-1-0		0-1-0							
0-8-0		0-0-0		0-0-0		NON-CONFERENCE		0-0-0		0-3-0		0-5-0							
0-4-0		0-0-0		0-0-0		HOME		0-0-0		0-1-0		0-3-0							
0-2-0		0-0-0		0-0-		AWAY		0-0-0		0-1-0		0-1-0							
0-2-0		0-0-0		0-0-0		NEUTRAL		0-0-0		0-1-0		0-1-0							
6-1-2		0-0-0		0-0-0		CONFERENCE		0-0-0		0-0-0		6-1-2							
4-0-1		0-0-0		0-0-0		HOME		0-0-0		0-0-0		4-0-1							
2-1-1		0-0-0		0-0-0		AWAY		0-0-0		0-0-0		2-1-1							
0-0-0		0-0-0		0-0-0		NEUTRAL		0-0-0		0-0-0		0-0-0							
RPI	S	Opponent		Score	RPI	S	Opponent		Score	RPI	S	Opponent		Score					
										</									

Non-Div. I Games:

Mississippi Val.

Average RPI Win: 279		WON-LOST	WINNING	LAST 10	STRENGTH OF	OPP. STRENGTH	TEAM	ADJ	CONF.	ADJ CONF.			
Average RPI Loss: 197		RECORD	PCT. RANK	GAMES	SCHEDULE	OF SCHEDULE	RPI	RPI	RPI	RPI			
DIV. I ONLY		4-12-3	.28947	278	2-6-2	288	290	288	.3917	290	31	31	
DIV. I NON-CONF.		2-9-3	.25	270	0-3-2	206	270	273	.40543	275	31	31	
<hr/>													
TOTALS		RPI 1-25		RPI 26-50		W-L RECORDS		RPI 51-100		RPI 101-150		RPI 150+	
4-12-3		0-0-0		0-1-0		OVERALL		0-1-0		0-1-0		4-9-3	
3-5-2		0-0-0		0-0-0		HOME		0-0-0		0-1-0		3-4-2	
1-7-1		0-0-0		0-1-0		AWAY		0-1-0		0-0-0		1-5-1	
0-0-0		0-0-0		0-0-0		NEUTRAL		0-0-0		0-0-0		0-0-0	
2-9-3		0-0-0		0-1-0		NON-CONFERENCE		0-1-0		0-1-0		2-6-3	
1-4-2		0-0-0		0-0-0		HOME		0-0-0		0-1-0		1-3-2	
1-5-1		0-0-0		0-0-		AWAY		0-1-0		0-0-0		1-3-1	
0-0-0		0-0-0		0-0-0		NEUTRAL		0-0-0		0-0-0		0-0-0	
2-3-0		0-0-0		0-0-0		CONFERENCE		0-0-0		0-0-0		2-3-0	
2-1-0		0-0-0		0-0-0		HOME		0-0-0		0-0-0		2-1-0	
0-2-0		0-0-0		0-0-0		AWAY		0-0-0		0-0-0		0-2-0	
0-0-0		0-0-0		0-0-0		NEUTRAL		0-0-0		0-0-0		0-0-0	
RPI	S	Opponent	Score	RPI	S	Opponent	Score	RPI	S	Opponent	Score		
				29	A	Dartmouth	0 5	88	A	Penn	0 4		
										130	H	Marist	2 3
										172	A	Rider	0 1
										178	H	Houston Baptist	0 2
										194	H	Monmouth	2 1
										197	A	Rhode Island	0 1
										202	H	Columbia	0 2
										207	H	Quinnipiac	0 0
										211	A	Temple	0 1
										215	H	Iona	1 1
										256	A	Utah Valley	0 2
										283	H	Fairleigh Dickinson	1 3
										296	H	South Carolina St.	1 0
										302	H	Wagner	1 3
										305	A	Lafayette	1 1
										310	H	Delaware St.	1 0
										316	A	Saint Peter's	3 0
										317	A	Howard	0 1
<hr/>													
LAST 10 GAMES													
				317	A	Howard	0 1	256	A	Utah Valley	0 2		
				296	H	South Carolina St.	1 0	88	A	Penn	0 4		
				178	H	Houston Baptist	0 2	305	A	Lafayette	1 1		
				310	H	Delaware St.	1 0	29	A	Dartmouth	0 5		
				202	H	Columbia	0 2	215	H	Iona	1 1		

Non-Div. I Games:

NJIT

Average RPI Win: 248		WON-LOST	WINNING	LAST 10	STRENGTH OF		OPP. STRENGTH	TEAM	ADJ		CONF.	ADJ CONF.	
Average RPI Loss: 201		RECORD	PCT. RANK	GAMES	SCHEDULE		OF SCHEDULE	RPI	RPI		RPI	RPI	
DIV. I ONLY		5-12-0	.29412	273	3-7-0		302	235	289		.39078	291	
DIV. I NON-CONF.		4-6-0	.4	217	2-1-0		306	251	278		.39842	280	
TOTALS		RPI 1-25	RPI 26-50		W-L RECORDS		RPI 51-100		RPI 101-150		RPI 150+		
5-12-0		0-0-0	0-0-0		OVERALL		0-0-0		1-2-0		4-10-0		
3-4-0		0-0-0	0-0-0		HOME		0-0-0		1-1-0		2-3-0		
2-8-0		0-0-0	0-0-0		AWAY		0-0-0		0-1-0		2-7-0		
0-0-0		0-0-0	0-0-0		NEUTRAL		0-0-0		0-0-0		0-0-0		
4-6-0		0-0-0	0-0-0		NON-CONFERENCE		0-0-0		1-1-0		3-5-0		
2-2-0		0-0-0	0-0-0		HOME		0-0-0		1-1-0		1-1-0		
2-4-0		0-0-0	0-0-		AWAY		0-0-0		0-0-0		2-4-0		
0-0-0		0-0-0	0-0-0		NEUTRAL		0-0-0		0-0-0		0-0-0		
1-6-0		0-0-0	0-0-0		CONFERENCE		0-0-0		0-1-0		1-5-0		
1-2-0		0-0-0	0-0-0		HOME		0-0-0		0-0-0		1-2-0		
0-4-0		0-0-0	0-0-0		AWAY		0-0-0		0-1-0		0-3-0		
0-0-0		0-0-0	0-0-0		NEUTRAL		0-0-0		0-0-0		0-0-0		
RPI S	Opponent	Score	RPI S	Opponent	Score	RPI S	Opponent	Score	RPI S	Opponent	Score		
									101 H	Kent St.	0	2	
									123 H	Longwood	3	1	
									138 A	Milwaukee	0	5	
									152 H	Wright St.	1	5	
									170 A	Detroit	0	2	
									179 H	Valparaiso	1	2	
									190 A	Ohio	1	2	
									218 A	Duquesne	1	2	
									226 A	Loyola Chicago	0	1	
									240 A	Youngstown St.	1	2	
									243 H	Akron	0	2	
									244 H	Francis Marion	4	1	
									259 A	Eastern Ill.	2	3	
									277 H	Green Bay	1	0	
									292 A	Bowling Green	2	1	
									299 A	Canisius	0	3	
									303 A	IUPUI	5	1	
LAST 10 GAMES													
						138 A	Milwaukee	0	5	277 H	Green Bay	1	0
						152 H	Wright St.	1	5	179 H	Valparaiso	1	2
						170 A	Detroit	0	2	218 A	Duquesne	1	2
						240 A	Youngstown St.	1	2	226 A	Loyola Chicago	0	1
						244 H	Francis Marion	4	1	123 H	Longwood	3	1

Non-Div. I Games:

Cleveland St.

Average RPI Win: 303		WON-LOST	WINNING	LAST 10	STRENGTH OF		OPP. STRENGTH	TEAM	ADJ		CONF.	ADJ CONF.	
Average RPI Loss: 160		RECORD	PCT. RANK	GAMES	SCHEDULE		OF SCHEDULE	RPI	RPI		RPI	RPI	
DIV. I ONLY		1-17-1	.07895	322	0-9-1		156	183	293	.38732	292	14	14
DIV. I NON-CONF.		1-7-0	.125	298	0-0-0		182	254	293	.38692	292	15	15
TOTALS		RPI 1-25	RPI 26-50		W-L RECORDS		RPI 51-100		RPI 101-150		RPI 150+		
1-17-1		0-0-0	0-2-0		OVERALL		0-1-0		0-4-1		1-10-0		
1-8-1		0-0-0	0-1-0		HOME		0-0-0		0-2-1		1-5-0		
0-8-0		0-0-0	0-1-0		AWAY		0-1-0		0-1-0		0-5-0		
0-1-0		0-0-0	0-0-0		NEUTRAL		0-0-0		0-1-0		0-0-0		
1-7-0		0-0-0	0-1-0		NON-CONFERENCE		0-0-0		0-3-0		1-3-0		
1-4-0		0-0-0	0-0-0		HOME		0-0-0		0-2-0		1-2-0		
0-2-0		0-0-0	0-0-		AWAY		0-0-0		0-0-0		0-1-0		
0-1-0		0-0-0	0-0-0		NEUTRAL		0-0-0		0-1-0		0-0-0		
0-10-1		0-0-0	0-1-0		CONFERENCE		0-1-0		0-1-1		0-7-0		
0-4-1		0-0-0	0-1-0		HOME		0-0-0		0-0-1		0-3-0		
0-6-0		0-0-0	0-0-0		AWAY		0-1-0		0-1-0		0-4-0		
0-0-0		0-0-0	0-0-0		NEUTRAL		0-0-0		0-0-0		0-0-0		
RPI S	Opponent	Score	RPI S	Opponent	Score	RPI S	Opponent	Score	RPI S	Opponent	Score		
			35 H	Central Mich.	0 4	52 A	Miami (OH)	1 3	101 H	Kent St.	0 0		
			49 A	Minnesota	0 7				107 N	Western Ky.	1 2		
									118 H	Michigan St.	0 4		
									119 H	Illinois St.	1 2		
									124 A	Eastern Mich.	1 2		
									167 A	Ball St.	0 1		
									177 A	Northern Ill.	1 2		
									179 A	Valparaiso	0 3		
									183 A	Toledo	0 3		
									190 H	Ohio	0 1		
									214 A	Western Mich.	0 1		
									226 H	Loyola Chicago	0 1		
									243 H	Akron	0 2		
									254 H	Buffalo	1 2		
									291 H	Cleveland St.	1 2		
									303 H	IUPUI	2 1		
LAST 10 GAMES													
			35 H	Central Mich.	0 4	183 A	Toledo	0 3					
			52 A	Miami (OH)	1 3	177 A	Northern Ill.	1 2					
			167 A	Ball St.	0 1	214 A	Western Mich.	0 1					
			243 H	Akron	0 2	124 A	Eastern Mich.	1 2					
			254 H	Buffalo	1 2	101 H	Kent St.	0 0					

Non-Div. I Games:

Bowling Green

Average RPI Win: 236		WON-LOST RECORD		WINNING PCT. RANK		LAST 10 GAMES		STRENGTH OF SCHEDULE		OPP. STRENGTH OF SCHEDULE		TEAM RPI		ADJ RPI		CONF. RPI		ADJ CONF. RPI	
DIV. I ONLY		4-13-0		.23529 291		2-8-0		277		278		295		.38626 293		25		25	
DIV. I NON-CONF.		2-5-0		.28571 262		0-0-0		271		277		289		.38982 286		24		24	
TOTALS		RPI 1-25		RPI 26-50		W-L RECORDS		RPI 51-100		RPI 101-150		RPI 150+							
4-13-0		0-0-0		0-0-0		OVERALL		0-0-0		0-1-0		4-12-0							
3-7-0		0-0-0		0-0-0		HOME		0-0-0		0-0-0		3-7-0							
1-6-0		0-0-0		0-0-0		AWAY		0-0-0		0-1-0		1-5-0							
0-0-0		0-0-0		0-0-0		NEUTRAL		0-0-0		0-0-0		0-0-0							
2-5-0		0-0-0		0-0-0		NON-CONFERENCE		0-0-0		0-0-0		2-5-0							
2-3-0		0-0-0		0-0-0		HOME		0-0-0		0-0-0		2-3-0							
0-2-0		0-0-0		0-0-		AWAY		0-0-0		0-0-0		0-2-0							
0-0-0		0-0-0		0-0-0		NEUTRAL		0-0-0		0-0-0		0-0-0							
2-8-0		0-0-0		0-0-0		CONFERENCE		0-0-0		0-1-0		2-7-0							
1-4-0		0-0-0		0-0-0		HOME		0-0-0		0-0-0		1-4-0							
1-4-0		0-0-0		0-0-0		AWAY		0-0-0		0-1-0		1-3-0							
0-0-0		0-0-0		0-0-0		NEUTRAL		0-0-0		0-0-0		0-0-0							
RPI S	Opponent	Score		RPI S	Opponent	Score		RPI S	Opponent	Score		RPI S	Opponent	Score					
										143	A UT Martin	1	2						
										164	H Arkansas St.	0	1						
										189	H Belmont	1	2						
										210	A Austin Peay	1	0						
										212	H Jacksonville St.	2	1						
										214	A Western Mich.	1	4						
										216	H South Ala.	1	0						
										217	A Southeast Mo. St.	0	6						
										221	H Eastern Ky.	0	1						
										223	A SIU Edwardsville	0	1						
										230	A Indiana St.	1	2						
										239	H Evansville	0	2						
										259	A Eastern Ill.	0	1						
										266	H Tennessee Tech	1	2						
										267	H Northern Ky.	2	4						
										280	H Morehead St.	1	2						
										306	H Alabama A&M	5	0						
LAST 10 GAMES																			
										280	H Morehead St.	1	2						
										223	A SIU Edwardsville	0	1						
										189	H Belmont	1	2						
										143	A UT Martin	1	2						
										212	H Jacksonville St.	2	1						
										217	A Southeast Mo. St.	0	6						
										210	A Austin Peay	1	0						

Non-Div. I Games:

Murray St.

Average RPI Win:	252	WON-LOST	WINNING	LAST 10	STRENGTH OF	OPP. STRENGTH	TEAM	ADJ	CONF.	ADJ CONF.	
Average RPI Loss:	186	RECORD	PCT. RANK	GAMES	SCHEDULE	OF SCHEDULE	RPI	RPI	RPI	RPI	
DIV. I ONLY	3-15-0	.16667	304	3-7-0	224	263	296	.38607	294	30	30
DIV. I NON-CONF.	0-10-0	0	313	0-2-0	149	178	300	.3719	298	29	29
TOTALS	RPI 1-25	RPI 26-50	W-L RECORDS	RPI 51-100	RPI 101-150	RPI 150+					
3-15-0	0-0-0	0-0-0	OVERALL	0-1-0	0-5-0	3-9-0					
1-7-0	0-0-0	0-0-0	HOME	0-1-0	0-3-0	1-3-0					
2-7-0	0-0-0	0-0-0	AWAY	0-0-0	0-2-0	2-5-0					
0-1-0	0-0-0	0-0-0	NEUTRAL	0-0-0	0-0-0	0-1-0					
0-10-0	0-0-0	0-0-0	NON-CONFERENCE	0-1-0	0-4-0	0-5-0					
0-4-0	0-0-0	0-0-0	HOME	0-1-0	0-2-0	0-1-0					
0-5-0	0-0-0	0-0-	AWAY	0-0-0	0-2-0	0-3-0					
0-1-0	0-0-0	0-0-0	NEUTRAL	0-0-0	0-0-0	0-1-0					
3-5-0	0-0-0	0-0-0	CONFERENCE	0-0-0	0-1-0	3-4-0					
1-3-0	0-0-0	0-0-0	HOME	0-0-0	0-1-0	1-2-0					
2-2-0	0-0-0	0-0-0	AWAY	0-0-0	0-0-0	2-2-0					
0-0-0	0-0-0	0-0-0	NEUTRAL	0-0-0	0-0-0	0-0-0					
RPI	S	Opponent	Score	RPI	S	Opponent	Score	RPI	S	Opponent	Score

Non-Div. I Games:

Neb. Omaha

Average RPI Win:	309	WON-LOST RECORD	WINNING PCT. RANK	LAST 10 GAMES	STRENGTH OF SCHEDULE	OPP. STRENGTH OF SCHEDULE	TEAM RPI	ADJ RPI	CONF. RPI	ADJ CONF. RPI	
DIV. I ONLY		4-13-0	.23529 291	2-8-0	265	302	294	.38599 295	17	17	
DIV. I NON-CONF.		4-5-0	.44444 187	2-0-0	312	319	284	.39244 284	22	22	
<hr/>											
TOTALS	RPI 1-25	RPI 26-50		W-L RECORDS	RPI 51-100		RPI 101-150		RPI 150+		
4-13-0	0-0-0	0-1-0		OVERALL	0-2-0		0-1-0		4-9-0		
1-5-0	0-0-0	0-1-0		HOME	0-0-0		0-1-0		1-3-0		
3-8-0	0-0-0	0-0-0		AWAY	0-2-0		0-0-0		3-6-0		
0-0-0	0-0-0	0-0-0		NEUTRAL	0-0-0		0-0-0		0-0-0		
<hr/>											
4-5-0	0-0-0	0-0-0		NON-CONFERENCE	0-2-0		0-0-0		4-3-0		
1-1-0	0-0-0	0-0-0		HOME	0-0-0		0-0-0		1-1-0		
3-4-0	0-0-0	0-0-		AWAY	0-2-0		0-0-0		3-2-0		
0-0-0	0-0-0	0-0-0		NEUTRAL	0-0-0		0-0-0		0-0-0		
<hr/>											
0-8-0	0-0-0	0-1-0		CONFERENCE	0-0-0		0-1-0		0-6-0		
0-4-0	0-0-0	0-1-0		HOME	0-0-0		0-1-0		0-2-0		
0-4-0	0-0-0	0-0-0		AWAY	0-0-0		0-0-0		0-4-0		
0-0-0	0-0-0	0-0-0		NEUTRAL	0-0-0		0-0-0		0-0-0		
<hr/>											
RPI S	Opponent	Score	RPI S	Opponent	Score	RPI S	Opponent	Score	RPI S	Opponent	Score
			38 H	Stephen F. Austin	2 4	84 A	Tulsa	0 7	134 H	Oral Roberts	1 2
						97 A	Oklahoma	1 3	181 H	Southeastern La.	0 1
									192 H	McNeese St.	0 1
									199 A	Lamar	0 1
									216 A	South Ala.	1 2
									229 A	Sam Houston St.	0 2
									234 A	Central Ark.	0 1
									241 A	La.-Lafayette	1 2
									262 A	Northwestern St.	1 2
									289 A	Mississippi Val.	1 0
									301 H	La.-Monroe	4 1
									311 H	Prairie View	2 3
									321 A	Alcorn	4 1
									323 A	Southern U.	6 0
<hr/>											
LAST 10 GAMES											
			38 H	Stephen F. Austin	2 4	192 H	McNeese St.	0 1			
			262 A	Northwestern St.	1 2	199 A	Lamar	0 1			
			234 A	Central Ark.	0 1	229 A	Sam Houston St.	0 2			
			134 H	Oral Roberts	1 2	321 A	Alcorn	4 1			
			181 H	Southeastern La.	0 1	289 A	Mississippi Val.	1 0			

<b>Non-Div. I Games:</b>	<b>Spring Hill</b>	<b>5</b>	<b>1</b>
--------------------------	--------------------	----------	----------

Nicholls St.

Average RPI Win:	310	WON-LOST	WINNING	LAST 10	STRENGTH OF	OPP. STRENGTH	TEAM	ADJ	CONF.	ADJ CONF.	
Average RPI Loss:	216	RECORD	PCT. RANK	GAMES	SCHEDULE	OF SCHEDULE	RPI	RPI	RPI	RPI	
DIV. I ONLY	5-11-0	.3125	266	2-7-0	308	313	299	.38597	296	31	31
DIV. I NON-CONF.	4-7-0	.36364	231	1-3-0	219	317	259	.42572	257	31	31
<hr/>											
TOTALS	RPI 1-25	RPI 26-50		W-L RECORDS		RPI 51-100		RPI 101-150		RPI 150+	
5-11-0	0-0-0	0-0-0		OVERALL		0-0-0		0-0-0		5-11-0	
3-4-0	0-0-0	0-0-0		HOME		0-0-0		0-0-0		3-4-0	
0-7-0	0-0-0	0-0-0		AWAY		0-0-0		0-0-0		0-7-0	
2-0-0	0-0-0	0-0-0		NEUTRAL		0-0-0		0-0-0		2-0-0	
<hr/>											
4-7-0	0-0-0	0-0-0		NON-CONFERENCE		0-0-0		0-0-0		4-7-0	
2-2-0	0-0-0	0-0-0		HOME		0-0-0		0-0-0		2-2-0	
0-5-0	0-0-0	0-0-		AWAY		0-0-0		0-0-0		0-5-0	
2-0-0	0-0-0	0-0-0		NEUTRAL		0-0-0		0-0-0		2-0-0	
<hr/>											
1-4-0	0-0-0	0-0-0		CONFERENCE		0-0-0		0-0-0		1-4-0	
1-2-0	0-0-0	0-0-0		HOME		0-0-0		0-0-0		1-2-0	
0-2-0	0-0-0	0-0-0		AWAY		0-0-0		0-0-0		0-2-0	
0-0-0	0-0-0	0-0-0		NEUTRAL		0-0-0		0-0-0		0-0-0	
<hr/>											
RPI S	Opponent	Score	RPI S	Opponent	Score	RPI S	Opponent	Score	RPI S	Opponent	Score
						166 H Winthrop 1 2					
						171 A North Florida 0 2					
						174 A Liberty 1 2					
						175 H Maine 0 1					
						178 H Houston Baptist 0 1					
						205 A Ga. Southern 0 1					
						212 A Jacksonville St. 0 2					
						244 A Francis Marion 0 3					
						256 H Utah Valley 1 2					
						290 A NJIT 0 1					
						300 N Jackson St. 2 0					
						306 N Alabama A&M 8 0					
						310 A Delaware St. 1 2					
						311 H Prairie View 1 0					
						314 H Alabama St. 4 0					
						317 H Howard 2 0					
						<hr/>					
			LAST 10 GAMES								
			244 A Francis Marion 0 3			317 H Howard 2 0					
			290 A NJIT 0 1			311 H Prairie View 1 0					
			310 A Delaware St. 1 2			174 A Liberty 1 2					
			256 H Utah Valley 1 2			212 A Jacksonville St. 0 2					
			178 H Houston Baptist 0 1			300 N Jackson St. 2 0					

Non-Div. I Games: S.C. Aiken 3 1 Emmanuel (GA) 2 0

South Carolina St.



Average RPI Win:	255	WON-LOST	WINNING	LAST 10	STRENGTH OF	OPP. STRENGTH	TEAM	ADJ	CONF.	ADJ CONF.	
Average RPI Loss:	195	RECORD	PCT. RANK	GAMES	SCHEDULE	OF SCHEDULE	RPI	RPI	RPI	RPI	
DIV. I ONLY	2-11-3	.21875	296	0-8-2	243	299	292	.38552	297	22	22
DIV. I NON-CONF.	2-4-1	.35714	238	0-1-0	262	322	277	.40099	277	20	21
<hr/>											
TOTALS	RPI 1-25	RPI 26-50		W-L RECORDS		RPI 51-100		RPI 101-150		RPI 150+	
2-11-3	0-0-0	0-0-0		OVERALL		0-1-0		0-4-1		2-6-2	
1-4-2	0-0-0	0-0-0		HOME		0-0-0		0-2-1		1-2-1	
1-7-1	0-0-0	0-0-0		AWAY		0-1-0		0-2-0		1-4-1	
0-0-0	0-0-0	0-0-0		NEUTRAL		0-0-0		0-0-0		0-0-0	
<hr/>											
2-4-1	0-0-0	0-0-0		NON-CONFERENCE		0-0-0		0-1-0		2-3-1	
1-0-1	0-0-0	0-0-0		HOME		0-0-0		0-0-0		1-0-1	
1-4-0	0-0-0	0-0-		AWAY		0-0-0		0-1-0		1-3-0	
0-0-0	0-0-0	0-0-0		NEUTRAL		0-0-0		0-0-0		0-0-0	
<hr/>											
0-7-2	0-0-0	0-0-0		CONFERENCE		0-1-0		0-3-1		0-3-1	
0-4-1	0-0-0	0-0-0		HOME		0-0-0		0-2-1		0-2-0	
0-3-1	0-0-0	0-0-0		AWAY		0-1-0		0-1-0		0-1-1	
0-0-0	0-0-0	0-0-0		NEUTRAL		0-0-0		0-0-0		0-0-0	
<hr/>											
RPI S	Opponent	Score	RPI S	Opponent	Score	RPI S	Opponent	Score	RPI S	Opponent	Score
						66 A	Fla. Gulf Coast	0 <b>2</b>	120 A	East Tenn. St.	0 <b>1</b>
						133 H	Jacksonville	1 <b>2</b>			
						137 H	Kennesaw St.	2 <b>3</b>			
						143 A	UT Martin	1 <b>5</b>			
						147 H	Mercer	0 <b>0</b>			
						171 H	North Florida	2 <b>3</b>			
						210 A	Austin Peay	1 <b>0</b>			
						234 A	Central Ark.	0 <b>1</b>			
						242 A	Xavier	1 <b>2</b>			
						267 H	Northern Ky.	2 <b>5</b>			
						288 A	Stetson	1 <b>1</b>			
						300 H	Jackson St.	2 <b>0</b>			
						308 H	Chattanooga	2 <b>2</b>			
						313 A	USC Upstate	0 <b>1</b>			
						314 A	Alabama St.	0 <b>1</b>			
<hr/>											
			LAST 10 GAMES								
			267 H	Northern Ky.	2 <b>5</b>	288 A	Stetson	1 <b>1</b>			
			120 A	East Tenn. St.	0 <b>1</b>	66 A	Fla. Gulf Coast	0 <b>2</b>			
			313 A	USC Upstate	0 <b>1</b>	133 H	Jacksonville	1 <b>2</b>			
			137 H	Kennesaw St.	2 <b>3</b>	171 H	North Florida	2 <b>3</b>			
			147 H	Mercer	0 <b>0</b>	314 A	Alabama St.	0 <b>1</b>			

Non-Div. I Games: Trevecca Nazarene 0 **0**

Lipscomb

Average RPI Win: 297		WON-LOST	WINNING	LAST 10	STRENGTH OF		OPP. STRENGTH	TEAM	ADJ		CONF.	ADJ CONF.	
Average RPI Loss: 176		RECORD	PCT. RANK	GAMES	SCHEDULE		OF SCHEDULE	RPI	RPI		RPI	RPI	
DIV. I ONLY		3-15-0	.16667	304	3-7-0		227	261	297	.38333	298	24	24
DIV. I NON-CONF.		0-7-0	0	313	0-0-0		226	247	312	.34171	312	26	26
TOTALS		RPI 1-25	RPI 26-50		W-L RECORDS		RPI 51-100		RPI 101-150		RPI 150+		
3-15-0	0-0-0	0-0-0		OVERALL		0-1-0		0-6-0		3-8-0			
3-5-0	0-0-0	0-0-0		HOME		0-1-0		0-2-0		3-2-0			
0-10-0	0-0-0	0-0-0		AWAY		0-0-0		0-4-0		0-6-0			
0-0-0	0-0-0	0-0-0		NEUTRAL		0-0-0		0-0-0		0-0-0			
0-7-0	0-0-0	0-0-0		NON-CONFERENCE		0-1-0		0-3-0		0-3-0			
0-2-0	0-0-0	0-0-0		HOME		0-1-0		0-1-0		0-0-0			
0-5-0	0-0-0	0-0-		AWAY		0-0-0		0-2-0		0-3-0			
0-0-0	0-0-0	0-0-0		NEUTRAL		0-0-0		0-0-0		0-0-0			
3-8-0	0-0-0	0-0-0		CONFERENCE		0-0-0		0-3-0		3-5-0			
3-3-0	0-0-0	0-0-0		HOME		0-0-0		0-1-0		3-2-0			
0-5-0	0-0-0	0-0-0		AWAY		0-0-0		0-2-0		0-3-0			
0-0-0	0-0-0	0-0-0		NEUTRAL		0-0-0		0-0-0		0-0-0			
RPI	S	Opponent	Score	RPI	S	Opponent	Score	RPI	S	Opponent	Score		

Non-Div. I Games:

Presbyterian

Average RPI Win: 278		WON-LOST RECORD	WINNING PCT. RANK		LAST 10 GAMES	STRENGTH OF SCHEDULE	OPP. STRENGTH OF SCHEDULE	TEAM RPI	ADJ RPI		CONF. RPI	ADJ CONF. RPI
Average RPI Loss: 207												
DIV. I ONLY		4-14-1	.23684	290	2-7-1	279	291	298	.38039	299	26	26
DIV. I NON-CONF.		2-8-0	.2	290	0-1-0	300	275	308	.35294	308	27	27
<hr/>												
TOTALS		RPI 1-25		RPI 26-50		W-L RECORDS		RPI 51-100		RPI 101-150		RPI 150+
4-14-1		0-0-0		0-0-0		OVERALL		0-0-0		0-2-0		4-12-1
3-4-0		0-0-0		0-0-0		HOME		0-0-0		0-1-0		3-3-0
1-10-1		0-0-0		0-0-0		AWAY		0-0-0		0-1-0		1-9-1
0-0-0		0-0-0		0-0-0		NEUTRAL		0-0-0		0-0-0		0-0-0
2-8-0		0-0-0		0-0-0		NON-CONFERENCE		0-0-0		0-0-0		2-8-0
1-2-0		0-0-0		0-0-0		HOME		0-0-0		0-0-0		1-2-0
1-6-0		0-0-0		0-0-		AWAY		0-0-0		0-0-0		1-6-0
0-0-0		0-0-0		0-0-0		NEUTRAL		0-0-0		0-0-0		0-0-0
2-6-1		0-0-0		0-0-0		CONFERENCE		0-0-0		0-2-0		2-4-1
2-2-0		0-0-0		0-0-0		HOME		0-0-0		0-1-0		2-1-0
0-4-1		0-0-0		0-0-0		AWAY		0-0-0		0-1-0		0-3-1
0-0-0		0-0-0		0-0-0		NEUTRAL		0-0-0		0-0-0		0-0-0
RPI	S	Opponent	Score	RPI	S	Opponent	Score	RPI	S	Opponent	Score	
										130 H Marist	0	1
										150 A Loyola Maryland	1	4
										151 A Fairfield	1	3
										170 A Detroit	0	4
										172 A Rider	0	3
										184 H St. Bonaventure	2	3
										208 A Bucknell	0	5
										215 A Iona	1	2
										218 A Duquesne	2	0
										240 A Youngstown St.	0	4
										243 A Akron	0	1
										245 A Niagara	2	2
										254 A Buffalo	0	2
										258 H Siena	3	5
										260 A Albany (NY)	3	4
										267 H Northern Ky.	0	2
										286 H Manhattan	2	1
										291 H Cleveland St.	3	0
										316 H Saint Peter's	3	2
LAST 10 GAMES												
						245 A Niagara	2	2		151 A Fairfield	1	3
						150 A Loyola Maryland	1	4		215 A Iona	1	2
						172 A Rider	0	3		258 H Siena	3	5
						286 H Manhattan	2	1		130 H Marist	0	1
						316 H Saint Peter's	3	2		184 H St. Bonaventure	2	3

Non-Div. I Games:

Canisius

Average RPI Win:		320	WON-LOST RECORD		WINNING PCT. RANK		LAST 10 GAMES		STRENGTH OF SCHEDULE		OPP. STRENGTH OF SCHEDULE		TEAM RPI		ADJ RPI		CONF. RPI		ADJ CONF. RPI	
DIV. I ONLY			5-12-1		.30556 269		5-4-1		299		317		300		.37915 300		32		32	
DIV. I NON-CONF.			0-9-0		0 313		0-1-0		82		261		287		.38882 291		32		32	
TOTALS		RPI 1-25		RPI 26-50		W-L RECORDS		RPI 51-100		RPI 101-150		RPI 150+								
5-12-1		0-1-0		0-1-0		OVERALL		0-0-0		0-1-0		5-9-1								
3-4-0		0-0-0		0-1-0		HOME		0-0-0		0-0-0		3-3-0								
2-6-1		0-1-0		0-0-0		AWAY		0-0-0		0-1-0		2-4-1								
0-2-0		0-0-0		0-0-0		NEUTRAL		0-0-0		0-0-0		0-2-0								
0-9-0		0-1-0		0-1-0		NON-CONFERENCE		0-0-0		0-1-0		0-6-0								
0-3-0		0-0-0		0-1-0		HOME		0-0-0		0-0-0		0-2-0								
0-4-0		0-1-0		0-0-		AWAY		0-0-0		0-1-0		0-2-0								
0-2-0		0-0-0		0-0-0		NEUTRAL		0-0-0		0-0-0		0-2-0								
5-3-1		0-0-0		0-0-0		CONFERENCE		0-0-0		0-0-0		5-3-1								
3-1-0		0-0-0		0-0-0		HOME		0-0-0		0-0-0		3-1-0								
2-2-1		0-0-0		0-0-0		AWAY		0-0-0		0-0-0		2-2-1								
0-0-0		0-0-0		0-0-0		NEUTRAL		0-0-0		0-0-0		0-0-0								
RPI	S	Opponent		Score		RPI	S	Opponent		Score		RPI	S	Opponent		Score				
4	A	Florida St.		0	5	38	H	Stephen F. Austin		0	8	142	A	Louisiana Tech		0	4			
												164	A	Arkansas St.		0	4			
												192	N	McNeese St.		0	2			
												212	H	Jacksonville St.		0	2			
												233	H	Western Ill.		0	2			
												289	A	Mississippi Val.		1	1			
												296	N	South Carolina St.		0	2			
												297	A	Lipscomb		0	2			
												306	H	Alabama A&M		0	4			
												311	A	Prairie View		1	2			
												312	A	Texas Southern		0	1			
												314	A	Alabama St.		3	1			
												319	H	Ark.-Pine Bluff		1	0			
												321	A	Alcorn		4	1			
												322	H	Grambling		3	0			
												323	H	Southern U.		1	0			
LAST 10 GAMES																				
						311	A	Prairie View		1	2	322	H	Grambling		3	0			
						312	A	Texas Southern		0	1	321	A	Alcorn		4	1			
						306	H	Alabama A&M		0	4	289	A	Mississippi Val.		1	1			
						314	A	Alabama St.		3	1	319	H	Ark.-Pine Bluff		1	0			
						323	H	Southern U.		1	0	4	A	Florida St.		0	5			

Non-Div. I Games:

Jackson St.

Average RPI Win: 312		WON-LOST	WINNING	LAST 10	STRENGTH OF		OPP. STRENGTH	TEAM	ADJ		CONF.	ADJ CONF.	
Average RPI Loss: 178		RECORD	PCT. RANK	GAMES	SCHEDULE		OF SCHEDULE	RPI	RPI		RPI	RPI	
DIV. I ONLY		4-15-0	.21053	297	1-9-0		278	287	301	.37872	301	16	16
DIV. I NON-CONF.		3-6-0	.33333	246	0-0-0		316	320	306	.35805	305	17	17
TOTALS		RPI 1-25	RPI 26-50		W-L RECORDS		RPI 51-100		RPI 101-150		RPI 150+		
4-15-0	0-0-0	0-0-0		OVERALL		0-3-0		0-2-0		4-10-0			
0-7-0	0-0-0	0-0-0		HOME		0-2-0		0-1-0		0-4-0			
4-8-0	0-0-0	0-0-0		AWAY		0-1-0		0-1-0		4-6-0			
0-0-0	0-0-0	0-0-0		NEUTRAL		0-0-0		0-0-0		0-0-0			
3-6-0	0-0-0	0-0-0		NON-CONFERENCE		0-0-0		0-1-0		3-5-0			
0-2-0	0-0-0	0-0-0		HOME		0-0-0		0-0-0		0-2-0			
3-4-0	0-0-0	0-0-		AWAY		0-0-0		0-1-0		3-3-0			
0-0-0	0-0-0	0-0-0		NEUTRAL		0-0-0		0-0-0		0-0-0			
1-9-0	0-0-0	0-0-0		CONFERENCE		0-3-0		0-1-0		1-5-0			
0-5-0	0-0-0	0-0-0		HOME		0-2-0		0-1-0		0-2-0			
1-4-0	0-0-0	0-0-0		AWAY		0-1-0		0-0-0		1-3-0			
0-0-0	0-0-0	0-0-0		NEUTRAL		0-0-0		0-0-0		0-0-0			
RPI S	Opponent	Score	RPI S	Opponent	Score	RPI S	Opponent	Score	RPI S	Opponent	Score		
						56 H North Texas	1	2	107 H Western Ky.	1	6		
						78 H Middle Tenn.	1	3	129 A Mississippi St.	0	3		
						90 A FIU	0	5	164 A Arkansas St.	0	3		
									176 H Troy	0	3		
									181 A Southeastern La.	0	3		
									192 H McNeese St.	1	2		
									216 H South Ala.	0	4		
									234 H Central Ark.	1	2		
									235 A Southern Miss.	1	4		
									241 A La.-Lafayette	1	2		
									272 A Fla. Atlantic	0	1		
									285 A UALR	1	0		
									295 A Nicholls St.	1	4		
									319 A Ark.-Pine Bluff	3	0		
									322 A Grambling	1	0		
									323 A Southern U.	2	1		
LAST 10 GAMES													
						241 A La.-Lafayette	1	2	107 H Western Ky.	1	6		
						176 H Troy	0	3	78 H Middle Tenn.	1	3		
						216 H South Ala.	0	4	285 A UALR	1	0		
						90 A FIU	0	5	164 A Arkansas St.	0	3		
						272 A Fla. Atlantic	0	1	56 H North Texas	1	2		

Non-Div. I Games:

La.-Monroe

Average RPI Win:	289	WON-LOST	WINNING	LAST 10	STRENGTH OF	OPP. STRENGTH	TEAM	ADJ	CONF.	ADJ CONF.	
Average RPI Loss:	218	RECORD	PCT. RANK	GAMES	SCHEDULE	OF SCHEDULE	RPI	RPI	RPI	RPI	
DIV. I ONLY	5-14-0	.26316	282	2-8-0	301	311	302	.37455	302	28	28
DIV. I NON-CONF.	3-6-0	.33333	246	0-0-0	309	312	299	.36917	300	30	30
<hr/>											
TOTALS	RPI 1-25	RPI 26-50		W-L RECORDS		RPI 51-100		RPI 101-150		RPI 150+	
5-14-0	0-0-0	0-0-0		OVERALL		0-0-0		0-2-0		5-12-0	
3-5-0	0-0-0	0-0-0		HOME		0-0-0		0-0-0		3-5-0	
2-9-0	0-0-0	0-0-0		AWAY		0-0-0		0-2-0		2-7-0	
0-0-0	0-0-0	0-0-0		NEUTRAL		0-0-0		0-0-0		0-0-0	
3-6-0	0-0-0	0-0-0		NON-CONFERENCE		0-0-0		0-1-0		3-5-0	
2-1-0	0-0-0	0-0-0		HOME		0-0-0		0-0-0		2-1-0	
1-5-0	0-0-0	0-0-		AWAY		0-0-0		0-1-0		1-4-0	
0-0-0	0-0-0	0-0-0		NEUTRAL		0-0-0		0-0-0		0-0-0	
2-8-0	0-0-0	0-0-0		CONFERENCE		0-0-0		0-1-0		2-7-0	
1-4-0	0-0-0	0-0-0		HOME		0-0-0		0-0-0		1-4-0	
1-4-0	0-0-0	0-0-0		AWAY		0-0-0		0-1-0		1-3-0	
0-0-0	0-0-0	0-0-0		NEUTRAL		0-0-0		0-0-0		0-0-0	
RPI	S	Opponent	Score	RPI	S	Opponent	Score	RPI	S	Opponent	Score
								103	A	Saint Francis (PA)	0 3
								130	A	Marist	1 2
								151	A	Fairfield	0 1
								154	H	Stony Brook	1 3
								194	H	Monmouth	2 3
								201	A	LIU Brooklyn	0 3
								206	H	Bryant	0 2
								207	H	Quinnipiac	1 4
								246	A	Sacred Heart	1 0
								250	A	Holy Cross	1 4
								276	H	Mt. St. Mary's	3 2
								283	A	Fairleigh Dickinson	0 3
								284	H	Central Conn. St.	0 2
								286	A	Manhattan	0 1
								290	A	NJIT	3 1
								304	A	Robert Morris	0 1
								305	A	Lafayette	0 4
								316	H	Saint Peter's	5 2
								317	H	Howard	3 2
<hr/>											
LAST 10 GAMES											
								304	A	Robert Morris	0 1
								283	A	Fairleigh Dickinson	0 3
								103	A	Saint Francis (PA)	0 3
								207	H	Quinnipiac	1 4
								201	A	LIU Brooklyn	0 3
								246	A	Sacred Heart	1 0
								206	H	Bryant	0 2
								194	H	Monmouth	2 3

Non-Div. I Games:

Wagner

Average RPI Win: 231		WON-LOST RECORD	WINNING PCT. RANK	LAST 10 GAMES	STRENGTH OF SCHEDULE	OPP. STRENGTH OF SCHEDULE	TEAM RPI	ADJ RPI		CONF. RPI	ADJ CONF. RPI	
Average RPI Loss: 201												
DIV. I ONLY		2-14-2	.16667 304	1-6-2	262	295	305	.36865	303	30	30	
DIV. I NON-CONF.		1-9-0	.1 306	0-1-0	207	256	298	.3702	299	29	29	
<hr/>												
TOTALS		RPI 1-25		RPI 26-50		W-L RECORDS		RPI 51-100		RPI 101-150		RPI 150+
2-14-2		0-0-0		0-0-0		OVERALL		0-1-0		0-2-0		2-11-2
1-7-1		0-0-0		0-0-0		HOME		0-1-0		0-0-0		1-6-1
1-7-1		0-0-0		0-0-0		AWAY		0-0-0		0-2-0		1-5-1
0-0-0		0-0-0		0-0-0		NEUTRAL		0-0-0		0-0-0		0-0-0
1-9-0		0-0-0		0-0-0		NON-CONFERENCE		0-1-0		0-1-0		1-7-0
0-5-0		0-0-0		0-0-0		HOME		0-1-0		0-0-0		0-4-0
1-4-0		0-0-0		0-0-		AWAY		0-0-0		0-1-0		1-3-0
0-0-0		0-0-0		0-0-0		NEUTRAL		0-0-0		0-0-0		0-0-0
1-5-2		0-0-0		0-0-0		CONFERENCE		0-0-0		0-1-0		1-4-2
1-2-1		0-0-0		0-0-0		HOME		0-0-0		0-0-0		1-2-1
0-3-1		0-0-0		0-0-0		AWAY		0-0-0		0-1-0		0-2-1
0-0-0		0-0-0		0-0-0		NEUTRAL		0-0-0		0-0-0		0-0-0
RPI S	Opponent	Score	RPI S	Opponent	Score	RPI S	Opponent	Score	RPI S	Opponent	Score	
						52 H	Miami (OH)	0 5	124 A	Eastern Mich.	0 2	
									148 A	Oakland	0 1	
									152 H	Wright St.	1 4	
									167 A	Ball St.	1 0	
									170 A	Detroit	0 2	
									179 A	Valparaiso	0 1	
									182 A	IPFW	1 2	
									230 H	Indiana St.	1 2	
									233 H	Western Ill.	0 1	
									242 H	Xavier	0 3	
									255 H	UMKC	0 1	
									265 A	North Dakota St.	0 1	
									270 A	South Dakota St.	1 1	
									291 H	Cleveland St.	1 5	
									292 A	Bowling Green	1 2	
									294 H	Neb. Omaha	2 1	
									318 H	South Dakota	0 0	
<hr/>												
LAST 10 GAMES												
						182 A	IPFW	1 2	233 H	Western Ill.	0 1	
						148 A	Oakland	0 1	255 H	UMKC	0 1	
						294 H	Neb. Omaha	2 1	318 H	South Dakota	0 0	
						265 A	North Dakota St.	0 1	170 A	Detroit	0 2	
						270 A	South Dakota St.	1 1	230 H	Indiana St.	1 2	

Non-Div. I Games: DePauw 4 1

IUPUI

Average RPI Win:	293	WON-LOST RECORD	WINNING PCT. RANK	LAST 10 GAMES	STRENGTH OF SCHEDULE	OPP. STRENGTH OF SCHEDULE	TEAM RPI	ADJ RPI	CONF. RPI	ADJ CONF. RPI	
205		2-16-2	.15 311	2-7-1	258	288	306	.36666	304	28	28
DIV. I ONLY		0-9-1	.05 312	0-0-0	270	245	316	.33366	315	30	30
DIV. I NON-CONF.											
<hr/>											
TOTALS	RPI 1-25	RPI 26-50		W-L RECORDS		RPI 51-100		RPI 101-150		RPI 150+	
2-16-2	0-0-0	0-1-0		OVERALL		0-0-0		0-2-0		2-13-2	
2-4-2	0-0-0	0-0-0		HOME		0-0-0		0-1-0		2-3-2	
0-11-0	0-0-0	0-1-0		AWAY		0-0-0		0-1-0		0-9-0	
0-1-0	0-0-0	0-0-0		NEUTRAL		0-0-0		0-0-0		0-1-0	
0-9-1	0-0-0	0-1-0		NON-CONFERENCE		0-0-0		0-1-0		0-7-1	
0-2-1	0-0-0	0-0-0		HOME		0-0-0		0-0-0		0-2-1	
0-6-0	0-0-0	0-0-		AWAY		0-0-0		0-1-0		0-4-0	
0-1-0	0-0-0	0-0-0		NEUTRAL		0-0-0		0-0-0		0-1-0	
2-7-1	0-0-0	0-0-0		CONFERENCE		0-0-0		0-1-0		2-6-1	
2-2-1	0-0-0	0-0-0		HOME		0-0-0		0-1-0		2-1-1	
0-5-0	0-0-0	0-0-0		AWAY		0-0-0		0-0-0		0-5-0	
0-0-0	0-0-0	0-0-0		NEUTRAL		0-0-0		0-0-0		0-0-0	
<hr/>											
RPI	S	Opponent	Score	RPI	S	Opponent	Score	RPI	S	Opponent	Score
				45	A	Colorado Col.	0 6				
								103	H	Saint Francis (PA)	1 4
								116	A	Pittsburgh	1 2
								194	A	Monmouth	0 2
								201	H	LIU Brooklyn	1 1
								206	A	Bryant	0 1
								207	H	Quinnipiac	1 2
								208	A	Bucknell	1 3
								213	A	Air Force	0 3
								218	H	Duquesne	1 2
								221	A	Eastern Ky.	0 1
								240	H	Youngstown St.	2 3
								245	A	Niagara	0 2
								246	A	Sacred Heart	0 1
								254	N	Buffalo	0 1
								276	A	Mt. St. Mary's	0 3
								283	A	Fairleigh Dickinson	1 2
								284	H	Central Conn. St.	1 0
								302	H	Wagner	1 0
								317	H	Howard	0 0
				LAST 10 GAMES							
				302	H	Wagner	1 0	284	H	Central Conn. St.	1 0
				207	H	Quinnipiac	1 2	276	A	Mt. St. Mary's	0 3
				246	A	Sacred Heart	0 1	283	A	Fairleigh Dickinson	1 2
				206	A	Bryant	0 1	194	A	Monmouth	0 2
				103	H	Saint Francis (PA)	1 4	201	H	LIU Brooklyn	1 1

**Non-Div. I Games:**

Robert Morris



Average RPI Win:	290	WON-LOST RECORD	WINNING PCT. RANK	LAST 10 GAMES	STRENGTH OF SCHEDULE	OPP. STRENGTH OF SCHEDULE	TEAM RPI	ADJ RPI	CONF. RPI	ADJ CONF. RPI	
Average RPI Loss:	201										
DIV. I ONLY	4-12-2	.27778	280	1-8-1	315	271	303	.36662	305	19	19
DIV. I NON-CONF.	3-6-2	.36364	231	0-2-1	323	294	309	.3502	310	18	19
<hr/>											
TOTALS	RPI 1-25	RPI 26-50		W-L RECORDS	RPI 51-100		RPI 101-150		RPI 150+		
4-12-2	0-0-0	0-1-0		OVERALL	0-1-0		0-1-0		4-9-2		
3-4-1	0-0-0	0-1-0		HOME	0-0-0		0-1-0		3-2-1		
1-8-1	0-0-0	0-0-0		AWAY	0-1-0		0-0-0		1-7-1		
0-0-0	0-0-0	0-0-0		NEUTRAL	0-0-0		0-0-0		0-0-0		
3-6-2	0-0-0	0-1-0		NON-CONFERENCE	0-0-0		0-0-0		3-5-2		
2-1-1	0-0-0	0-1-0		HOME	0-0-0		0-0-0		2-0-1		
1-5-1	0-0-0	0-0-		AWAY	0-0-0		0-0-0		1-5-1		
0-0-0	0-0-0	0-0-0		NEUTRAL	0-0-0		0-0-0		0-0-0		
1-6-0	0-0-0	0-0-0		CONFERENCE	0-1-0		0-1-0		1-4-0		
1-3-0	0-0-0	0-0-0		HOME	0-0-0		0-1-0		1-2-0		
0-3-0	0-0-0	0-0-0		AWAY	0-1-0		0-0-0		0-2-0		
0-0-0	0-0-0	0-0-0		NEUTRAL	0-0-0		0-0-0		0-0-0		
RPI	S	Opponent	Score	RPI	S	Opponent	Score	RPI	S	Opponent	Score
				43	H	Princeton	2 5	82	A	Navy	2 3
								112	H	Colgate	2 4
								191	H	Army	0 2
								194	A	Monmouth	0 2
								208	H	Bucknell	0 1
								225	H	Lehigh	1 0
								231	A	American	0 3
								246	A	Sacred Heart	1 2
								250	A	Holy Cross	1 2
								274	A	UMBC	0 0
								283	A	Fairleigh Dickinson	0 1
								286	A	Manhattan	1 2
								287	A	Cornell	1 4
								290	H	NJIT	1 1
								302	H	Wagner	4 0
								316	H	Saint Peter's	3 0
								317	A	Howard	2 0
LAST 10 GAMES											
				191	H	Army	0 2	82	A	Navy	2 3
				208	H	Bucknell	0 1	287	A	Cornell	1 4
				112	H	Colgate	2 4	225	H	Lehigh	1 0
				250	A	Holy Cross	1 2	290	H	NJIT	1 1
				231	A	American	0 3	43	H	Princeton	2 5

Non-Div. I Games:

Lafayette

Average RPI Win:	311	WON-LOST	WINNING	LAST 10	STRENGTH OF	OPP. STRENGTH	TEAM	ADJ	CONF.	ADJ CONF.		
Average RPI Loss:	227	RECORD	PCT. RANK	GAMES	SCHEDULE	OF SCHEDULE	RPI	RPI	RPI	RPI		
DIV. I ONLY		5-11-0	.3125	266	5-5-0	312	318	304	.36659	306	32	32
DIV. I NON-CONF.		0-9-0	0	313	0-3-0	162	308	310	.34983	311	32	32
<hr/>												
TOTALS	RPI 1-25	RPI 26-50		W-L RECORDS		RPI 51-100		RPI 101-150		RPI 150+		
5-11-0	0-0-0	0-0-0		OVERALL		0-1-0		0-2-0		5-8-0		
3-3-0	0-0-0	0-0-0		HOME		0-0-0		0-0-0		3-3-0		
2-7-0	0-0-0	0-0-0		AWAY		0-1-0		0-2-0		2-4-0		
0-1-0	0-0-0	0-0-0		NEUTRAL		0-0-0		0-0-0		0-1-0		
<hr/>												
0-9-0	0-0-0	0-0-0		NON-CONFERENCE		0-1-0		0-2-0		0-6-0		
0-2-0	0-0-0	0-0-0		HOME		0-0-0		0-0-0		0-2-0		
0-6-0	0-0-0	0-0-		AWAY		0-1-0		0-2-0		0-3-0		
0-1-0	0-0-0	0-0-0		NEUTRAL		0-0-0		0-0-0		0-1-0		
<hr/>												
5-2-0	0-0-0	0-0-0		CONFERENCE		0-0-0		0-0-0		5-2-0		
3-1-0	0-0-0	0-0-0		HOME		0-0-0		0-0-0		3-1-0		
2-1-0	0-0-0	0-0-0		AWAY		0-0-0		0-0-0		2-1-0		
0-0-0	0-0-0	0-0-0		NEUTRAL		0-0-0		0-0-0		0-0-0		
<hr/>												
RPI	S	Opponent	Score	RPI	S	Opponent	Score	RPI	S	Opponent	Score	
								78	A	Middle Tenn.	0	10
								137	A	Kennesaw St.	0	9
								147	A	Mercer	0	6
								210	A	Austin Peay	1	6
								212	H	Jacksonville St.	0	5
								234	H	Central Ark.	0	3
								255	A	UMKC	1	2
								289	H	Mississippi Val.	2	0
								293	A	Murray St.	0	5
								296	N	South Carolina St.	0	8
								300	A	Jackson St.	4	0
								314	A	Alabama St.	0	2
								319	H	Ark.-Pine Bluff	1	2
								321	H	Alcorn	2	1
								322	H	Grambling	4	1
323	A	Southern U.	3	0								
<hr/>												
LAST 10 GAMES												
289 H Mississippi Val.				2	0	322 H Grambling				4	1	
321 H Alcorn				2	1	314 A Alabama St.				0	2	
300 A Jackson St.				4	0	255 A UMKC				1	2	
323 A Southern U.				3	0	210 A Austin Peay				1	6	
319 H Ark.-Pine Bluff				1	2	293 A Murray St.				0	5	

Non-Div. I Games: Ala.-Huntsville 0 5

Alabama A&amp;M

Average RPI Win:	279	WON-LOST RECORD	WINNING PCT. RANK	LAST 10 GAMES	STRENGTH OF SCHEDULE	OPP. STRENGTH OF SCHEDULE	TEAM RPI	ADJ RPI	CONF. RPI	ADJ CONF. RPI		
DIV. I ONLY		3-14-1	.19444	301	2-7-1	296	281	309	.36515	307	24	24
DIV. I NON-CONF.		1-6-0	.14286	295	0-0-0	317	290	320	.31633	320	26	26
<hr/>												
TOTALS	RPI 1-25	RPI 26-50			W-L RECORDS		RPI 51-100		RPI 101-150		RPI 150+	
3-14-1	0-0-0	0-0-0			OVERALL		0-0-0		0-3-0		3-11-1	
2-4-0	0-0-0	0-0-0			HOME		0-0-0		0-1-0		2-3-0	
1-9-1	0-0-0	0-0-0			AWAY		0-0-0		0-2-0		1-7-1	
0-1-0	0-0-0	0-0-0			NEUTRAL		0-0-0		0-0-0		0-1-0	
<hr/>												
1-6-0	0-0-0	0-0-0			NON-CONFERENCE		0-0-0		0-0-0		1-6-0	
0-1-0	0-0-0	0-0-0			HOME		0-0-0		0-0-0		0-1-0	
1-4-0	0-0-0	0-0-			AWAY		0-0-0		0-0-0		1-4-0	
0-1-0	0-0-0	0-0-0			NEUTRAL		0-0-0		0-0-0		0-1-0	
<hr/>												
2-8-1	0-0-0	0-0-0			CONFERENCE		0-0-0		0-3-0		2-5-1	
2-3-0	0-0-0	0-0-0			HOME		0-0-0		0-1-0		2-2-0	
0-5-1	0-0-0	0-0-0			AWAY		0-0-0		0-2-0		0-3-1	
0-0-0	0-0-0	0-0-0			NEUTRAL		0-0-0		0-0-0		0-0-0	
<hr/>												
RPI	S	Opponent	Score	RPI	S	Opponent	Score	RPI	S	Opponent	Score	
								117	H	Radford	0	1
								122	A	High Point	1	2
								123	A	Longwood	0	2
								165	H	Campbell	1	3
								166	A	Winthrop	0	5
								171	A	North Florida	0	3
								174	A	Liberty	1	1
								203	H	Coastal Caro.	1	0
								205	A	Ga. Southern	0	3
								222	A	Western Caro.	0	2
								241	N	La.-Lafayette	0	2
								263	H	Charleston So.	1	4
								269	A	Wofford	0	1
								275	A	UNC Asheville	2	3
								298	A	Presbyterian	0	3
								308	H	Chattanooga	0	1
								313	A	USC Upstate	3	0
								320	H	VMI	2	0
LAST 10 GAMES												
166 A Winthrop				0	5	123 A Longwood				0	2	
298 A Presbyterian				0	3	174 A Liberty				1	1	
275 A UNC Asheville				2	3	122 A High Point				1	2	
320 H VMI				2	0	165 H Campbell				1	3	
117 H Radford				0	1	203 H Coastal Caro.				1	0	

**Non-Div. I Games:**

Gardner-Webb

Average RPI Win:	286	WON-LOST RECORD	WINNING PCT. RANK	LAST 10 GAMES	STRENGTH OF SCHEDULE	OPP. STRENGTH OF SCHEDULE	TEAM RPI	ADJ RPI	CONF. RPI	ADJ CONF. RPI			
Average RPI Loss:	196												
DIV. I ONLY	2-13-1	.15625	308	1-9-0	272	284	307	.36437	308	18	18		
DIV. I NON-CONF.	1-3-1	.3	258	0-0-0	321	323	314	.33562	314	19	18		
<hr/>													
TOTALS	RPI 1-25	RPI 26-50		W-L RECORDS		RPI 51-100		RPI 101-150		RPI 150+			
2-13-1	0-0-0	0-0-0		OVERALL		0-2-0		0-1-0		2-10-1			
0-8-0	0-0-0	0-0-0		HOME		0-1-0		0-1-0		0-6-0			
2-5-1	0-0-0	0-0-0		AWAY		0-1-0		0-0-0		2-4-1			
0-0-0	0-0-0	0-0-0		NEUTRAL		0-0-0		0-0-0		0-0-0			
<hr/>													
1-3-1	0-0-0	0-0-0		NON-CONFERENCE		0-0-0		0-0-0		1-3-1			
0-2-0	0-0-0	0-0-0		HOME		0-0-0		0-0-0		0-2-0			
1-1-1	0-0-0	0-0-		AWAY		0-0-0		0-0-0		1-1-1			
0-0-0	0-0-0	0-0-0		NEUTRAL		0-0-0		0-0-0		0-0-0			
<hr/>													
1-10-0	0-0-0	0-0-0		CONFERENCE		0-2-0		0-1-0		1-7-0			
0-6-0	0-0-0	0-0-0		HOME		0-1-0		0-1-0		0-4-0			
1-4-0	0-0-0	0-0-0		AWAY		0-1-0		0-0-0		1-3-0			
0-0-0	0-0-0	0-0-0		NEUTRAL		0-0-0		0-0-0		0-0-0			
<hr/>													
RPI S	Opponent	Score	RPI S	Opponent	Score	RPI S	Opponent	Score	RPI S	Opponent	Score		
						74 H	UNC Greensboro	0	4	128 H	Samford	0	3
						98 A	Furman	1	5	160 H	Appalachian St.	1	2
										180 A	Davidson	0	3
										196 A	Col. of Charleston	1	5
										205 A	Ga. Southern	0	5
										210 A	Austin Peay	1	4
										220 H	Elon	0	5
										222 H	Western Caro.	0	1
										264 A	Citadel	3	2
										266 H	Tennessee Tech	0	2
						269 H	Wofford	0	4				
						297 A	Lipscomb	2	2				
						307 A	Gardner-Webb	1	0				
						314 H	Alabama St.	0	1				
						LAST 10 GAMES							
						128 H	Samford	0	3	222 H	Western Caro.	0	1
						74 H	UNC Greensboro	0	4	160 H	Appalachian St.	1	2
						220 H	Elon	0	5	98 A	Furman	1	5
						264 A	Citadel	3	2	269 H	Wofford	0	4
						196 A	Col. of Charleston	1	5	205 A	Ga. Southern	0	5

Non-Div. I Games: Tenn. Temple 6 0

Chattanooga

Average RPI Win:	299	WON-LOST RECORD	WINNING PCT. RANK	LAST 10 GAMES	STRENGTH OF SCHEDULE	OPP. STRENGTH OF SCHEDULE	TEAM RPI	ADJ RPI	CONF. RPI	ADJ CONF. RPI	
Average RPI Loss:	210										
DIV. I ONLY	2-11-2	.2	300	2-7-1	307	269	310	.36424	309	27	27
DIV. I NON-CONF.	1-4-1	.25	270	1-0-0	308	219	302	.36464	302	25	25
<hr/>											
TOTALS	RPI 1-25	RPI 26-50		W-L RECORDS	RPI 51-100		RPI 101-150		RPI 150+		
2-11-2	0-0-0	0-0-0		OVERALL	0-1-0		0-0-0		2-10-2		
1-5-1	0-0-0	0-0-0		HOME	0-0-0		0-0-0		1-5-1		
1-4-1	0-0-0	0-0-0		AWAY	0-1-0		0-0-0		1-3-1		
0-2-0	0-0-0	0-0-0		NEUTRAL	0-0-0		0-0-0		0-2-0		
<hr/>											
1-4-1	0-0-0	0-0-0		NON-CONFERENCE	0-1-0		0-0-0		1-3-1		
1-1-1	0-0-0	0-0-0		HOME	0-0-0		0-0-0		1-1-1		
0-1-0	0-0-0	0-0-		AWAY	0-1-0		0-0-0		0-0-0		
0-2-0	0-0-0	0-0-0		NEUTRAL	0-0-0		0-0-0		0-2-0		
<hr/>											
1-7-1	0-0-0	0-0-0		CONFERENCE	0-0-0		0-0-0		1-7-1		
0-4-0	0-0-0	0-0-0		HOME	0-0-0		0-0-0		0-4-0		
1-3-1	0-0-0	0-0-0		AWAY	0-0-0		0-0-0		1-3-1		
0-0-0	0-0-0	0-0-0		NEUTRAL	0-0-0		0-0-0		0-0-0		
<hr/>											
RPI S	Opponent	Score	RPI S	Opponent	Score	RPI S	Opponent	Score	RPI S	Opponent	Score
						57 A	Utah	0 4			
						157 H	Montana	0 1			
						185 N	UTEP	0 2			
						186 A	Northern Colo.	1 1			
						195 H	Portland St.	0 3			
						200 A	Idaho St.	1 2			
						232 H	UC Riverside	1 2			
						237 H	Eastern Wash.	0 1			
						251 A	Northern Ariz.	0 1			
						252 A	Weber St.	0 1			
						256 H	Utah Valley	2 2			
						261 H	Sacramento St.	1 3			
						281 N	New Mexico St.	0 1			
						282 H	CSU Bakersfield	3 2			
						315 A	North Dakota	3 0			
<hr/>											
			LAST 10 GAMES								
			282 H	CSU Bakersfield	3 2	195 H			Portland St.	0 3	
			237 H	Eastern Wash.	0 1	261 H			Sacramento St.	1 3	
			157 H	Montana	0 1	252 A			Weber St.	0 1	
			315 A	North Dakota	3 0	200 A			Idaho St.	1 2	
			186 A	Northern Colo.	1 1	251 A			Northern Ariz.	0 1	

Non-Div. I Games: Western St. 3 0

Southern Utah

Average RPI Win:	307	WON-LOST RECORD	WINNING PCT. RANK	LAST 10 GAMES	STRENGTH OF SCHEDULE	OPP. STRENGTH OF SCHEDULE	TEAM RPI	ADJ RPI	CONF. RPI	ADJ CONF. RPI		
Average RPI Loss:	226											
DIV. I ONLY		2-9-1	.20833	298	2-6-1	292	310	307	.36237	310	31	31
DIV. I NON-CONF.		0-7-1	.0625	309	0-4-1	205	303	307	.35219	309	31	31
<hr/>												
TOTALS	RPI 1-25			RPI 26-50	W-L RECORDS		RPI 51-100			RPI 101-150		RPI 150+
2-9-1	0-0-0			0-0-0	OVERALL		0-0-0			0-2-0		2-7-1
2-4-1	0-0-0			0-0-0	HOME		0-0-0			0-2-0		2-2-1
0-5-0	0-0-0			0-0-0	AWAY		0-0-0			0-0-0		0-5-0
0-0-0	0-0-0			0-0-0	NEUTRAL		0-0-0			0-0-0		0-0-0
0-7-1	0-0-0			0-0-0	NON-CONFERENCE		0-0-0			0-2-0		0-5-1
0-4-1	0-0-0			0-0-0	HOME		0-0-0			0-2-0		0-2-1
0-3-0	0-0-0			0-0-	AWAY		0-0-0			0-0-0		0-3-0
0-0-0	0-0-0			0-0-0	NEUTRAL		0-0-0			0-0-0		0-0-0
2-2-0	0-0-0			0-0-0	CONFERENCE		0-0-0			0-0-0		2-2-0
2-0-0	0-0-0			0-0-0	HOME		0-0-0			0-0-0		2-0-0
0-2-0	0-0-0			0-0-0	AWAY		0-0-0			0-0-0		0-2-0
0-0-0	0-0-0			0-0-0	NEUTRAL		0-0-0			0-0-0		0-0-0
RPI	S	Opponent	Score	RPI	S	Opponent	Score	RPI	S	Opponent	Score	
										117 H Radford	0	1
										149 H Delaware	0	2
										172 H Rider	2	2
										178 A Houston Baptist	0	2
										206 A Bryant	1	2
										250 A Holy Cross	0	3
										276 H Mt. St. Mary's	1	3
										283 A Fairleigh Dickinson	0	5
										286 H Manhattan	0	2
										290 A NJIT	0	1
										296 H South Carolina St.	2	1
										317 H Howard	1	0
<hr/>												
LAST 10 GAMES												
						178 A Houston Baptist	0	2		172 H Rider	2	2
						317 H Howard	1	0		250 A Holy Cross	0	3
						296 H South Carolina St.	2	1		206 A Bryant	1	2
						290 A NJIT	0	1		149 H Delaware	0	2
						276 H Mt. St. Mary's	1	3		117 H Radford	0	1

Non-Div. I Games: Goldey-Beacom 2 0

Delaware St.



Average RPI Win:	313	WON-LOST RECORD		WINNING PCT. RANK		LAST 10 GAMES		STRENGTH OF SCHEDULE		OPP. STRENGTH OF SCHEDULE		TEAM RPI		ADJ RPI		CONF. RPI		ADJ CONF. RPI				
DIV. I ONLY		4-12-0		.25	286	4-5-0		314		314		313		.35445	312	32		32				
DIV. I NON-CONF.		0-9-0		0	313	0-2-0		171		257		305		.36021	304	32		32				
<hr/>																						
TOTALS		RPI 1-25		RPI 26-50		W-L RECORDS		RPI 51-100		RPI 101-150		RPI 150+										
4-12-0		0-0-0		0-0-0		OVERALL		0-1-0		0-0-0		4-11-0										
2-5-0		0-0-0		0-0-0		HOME		0-0-0		0-0-0		2-5-0										
2-7-0		0-0-0		0-0-0		AWAY		0-1-0		0-0-0		2-6-0										
0-0-0		0-0-0		0-0-0		NEUTRAL		0-0-0		0-0-0		0-0-0										
0-9-0		0-0-0		0-0-0		NON-CONFERENCE		0-1-0		0-0-0		0-8-0										
0-4-0		0-0-0		0-0-0		HOME		0-0-0		0-0-0		0-4-0										
0-5-0		0-0-0		0-0-		AWAY		0-1-0		0-0-0		0-4-0										
0-0-0		0-0-0		0-0-0		NEUTRAL		0-0-0		0-0-0		0-0-0										
4-3-0		0-0-0		0-0-0		CONFERENCE		0-0-0		0-0-0		4-3-0										
2-1-0		0-0-0		0-0-0		HOME		0-0-0		0-0-0		2-1-0										
2-2-0		0-0-0		0-0-0		AWAY		0-0-0		0-0-0		2-2-0										
0-0-0		0-0-0		0-0-0		NEUTRAL		0-0-0		0-0-0		0-0-0										
RPI	S	Opponent		Score	RPI	S	Opponent		Score	RPI	S	Opponent		Score	RPI	S	Opponent		Score			
										56	A	North Texas		0	6		178	A	Houston Baptist		0	6
																	181	H	Southeastern La.		1	8
																	192	H	McNeese St.		1	2
																	199	A	Lamar		0	4
																	219	A	Texas St.		0	6
																	229	H	Sam Houston St.		0	1
																	234	H	Central Ark.		2	5
																	262	A	Northwestern St.		1	4
																	289	A	Mississippi Val.		1	3
																	300	H	Jackson St.		1	0
																	311	H	Prairie View		2	1
																	319	A	Ark.-Pine Bluff		2	1
																	321	A	Alcorn		3	2
																	322	A	Grambling		1	2
																	323	H	Southern U.		0	1
<hr/>																						
LAST 10 GAMES																						
323 H Southern U.					0	1	322 A Grambling					1	2									
300 H Jackson St.					1	0	319 A Ark.-Pine Bluff					2	1									
311 H Prairie View					2	1	178 A Houston Baptist					0	6									
321 A Alcorn					3	2	234 H Central Ark.					2	5									
289 A Mississippi Val.					1	3	219 A Texas St.					0	6									
<hr/>																						
Non-Div. I Games:		Houston-Victoria		4	0	Huston-Tillotson		2	1	St. Mary's (TX)		3	4									
Texas Southern																						

Texas Southern



Average RPI Win:		305	WON-LOST RECORD		WINNING PCT. RANK		LAST 10 GAMES		STRENGTH OF SCHEDULE		OPP. STRENGTH OF SCHEDULE		TEAM RPI		ADJ RPI		CONF. RPI		ADJ CONF. RPI	
DIV. I ONLY			3-15-0		.16667 304		2-8-0		303		268		312		.35326 313		22		22	
DIV. I NON-CONF.			2-7-0		.22222 283		1-0-0		315		302		315		.3319 316		20		21	
TOTALS		RPI 1-25		RPI 26-50		W-L RECORDS		RPI 51-100		RPI 101-150		RPI 150+								
3-15-0		0-0-0		0-0-0		OVERALL		0-2-0		0-4-0		3-9-0								
2-7-0		0-0-0		0-0-0		HOME		0-1-0		0-1-0		2-5-0								
1-8-0		0-0-0		0-0-0		AWAY		0-1-0		0-3-0		1-4-0								
0-0-0		0-0-0		0-0-0		NEUTRAL		0-0-0		0-0-0		0-0-0								
2-7-0		0-0-0		0-0-0		NON-CONFERENCE		0-1-0		0-0-0		2-6-0								
1-3-0		0-0-0		0-0-0		HOME		0-0-0		0-0-0		1-3-0								
1-4-0		0-0-0		0-0-		AWAY		0-1-0		0-0-0		1-3-0								
0-0-0		0-0-0		0-0-0		NEUTRAL		0-0-0		0-0-0		0-0-0								
1-8-0		0-0-0		0-0-0		CONFERENCE		0-1-0		0-4-0		1-3-0								
1-4-0		0-0-0		0-0-0		HOME		0-1-0		0-1-0		1-2-0								
0-4-0		0-0-0		0-0-0		AWAY		0-0-0		0-3-0		0-1-0								
0-0-0		0-0-0		0-0-0		NEUTRAL		0-0-0		0-0-0		0-0-0								
RPI	S	Opponent		Score	RPI	S	Opponent		Score	RPI	S	Opponent		Score						
								66 H Fla. Gulf Coast	0 2				120 H East Tenn. St.	0 3						
								82 A Navy	0 6				133 A Jacksonville	0 4						
													137 A Kennesaw St.	0 3						
													147 A Mercer	0 3						
													171 A North Florida	1 7						
													174 A Liberty	0 4						
													244 A Francis Marion	0 4						
													263 H Charleston So.	1 2						
													267 H Northern Ky.	0 2						
													269 A Wofford	0 2						
													275 H UNC Asheville	1 5						
													288 H Stetson	0 2						
													297 H Lipscomb	1 0						
													298 H Presbyterian	1 0						
													307 H Gardner-Webb	0 3						
													320 A VMI	1 0						
LAST 10 GAMES																				
								133 A Jacksonville	0 4				137 A Kennesaw St.	0 3						
								171 A North Florida	1 7				147 A Mercer	0 3						
								267 H Northern Ky.	0 2				288 H Stetson	0 2						
								297 H Lipscomb	1 0				66 H Fla. Gulf Coast	0 2						
								120 H East Tenn. St.	0 3				298 H Presbyterian	1 0						

Non-Div. I Games:

USC Upstate

Average RPI Win:	313	WON-LOST RECORD	WINNING PCT. RANK	LAST 10 GAMES	STRENGTH OF SCHEDULE	OPP. STRENGTH OF SCHEDULE	TEAM RPI	ADJ RPI	CONF. RPI	ADJ CONF. RPI	
Average RPI Loss:	254										
DIV. I ONLY	6-8-0	.42857	200	4-3-0	322	316	314	.35	314	32	32
DIV. I NON-CONF.	2-5-0	.28571	262	0-0-0	319	269	311	.35299	307	32	32
<hr/>											
TOTALS	RPI 1-25	RPI 26-50		W-L RECORDS	RPI 51-100		RPI 101-150		RPI 150+		
6-8-0	0-0-0	0-0-0		OVERALL	0-0-0		0-0-0		6-8-0		
4-4-0	0-0-0	0-0-0		HOME	0-0-0		0-0-0		4-4-0		
2-3-0	0-0-0	0-0-0		AWAY	0-0-0		0-0-0		2-3-0		
0-1-0	0-0-0	0-0-0		NEUTRAL	0-0-0		0-0-0		0-1-0		
<hr/>											
2-5-0	0-0-0	0-0-0		NON-CONFERENCE	0-0-0		0-0-0		2-5-0		
1-1-0	0-0-0	0-0-0		HOME	0-0-0		0-0-0		1-1-0		
1-3-0	0-0-0	0-0-		AWAY	0-0-0		0-0-0		1-3-0		
0-1-0	0-0-0	0-0-0		NEUTRAL	0-0-0		0-0-0		0-1-0		
<hr/>											
4-3-0	0-0-0	0-0-0		CONFERENCE	0-0-0		0-0-0		4-3-0		
3-3-0	0-0-0	0-0-0		HOME	0-0-0		0-0-0		3-3-0		
1-0-0	0-0-0	0-0-0		AWAY	0-0-0		0-0-0		1-0-0		
0-0-0	0-0-0	0-0-0		NEUTRAL	0-0-0		0-0-0		0-0-0		
<hr/>											
RPI S	Opponent	Score	RPI S	Opponent	Score	RPI S	Opponent	Score	RPI S	Opponent	Score
						176 A Troy 3 5					
						189 H Belmont 0 3					
						216 A South Ala. 0 2					
						244 N Francis Marion 0 3					
						289 H Mississippi Val. 0 1					
						296 A South Carolina St. 0 4					
						297 H Lipscomb 1 0					
						300 H Jackson St. 1 3					
						306 H Alabama A&M 2 0					
						308 A Chattanooga 1 0					
						319 H Ark.-Pine Bluff 0 2					
						321 H Alcorn 2 1					
						322 H Grambling 4 0					
						323 A Southern U. 3 2					
						<hr/>					
			LAST 10 GAMES								
			321 H Alcorn 2 1			319 H Ark.-Pine Bluff 0 2					
			289 H Mississippi Val. 0 1			306 H Alabama A&M 2 0					
			323 A Southern U. 3 2			297 H Lipscomb 1 0					
			300 H Jackson St. 1 3			189 H Belmont 0 3					
			322 H Grambling 4 0			216 A South Ala. 0 2					

Average RPI Win:	270	WON-LOST RECORD	WINNING PCT. RANK	LAST 10 GAMES	STRENGTH OF SCHEDULE	OPP. STRENGTH OF SCHEDULE	TEAM RPI	ADJ RPI	CONF. RPI	ADJ CONF. RPI		
Average RPI Loss:	220											
DIV. I ONLY		1-13-1	.1	320	0-10-0	268	312	316	.34765	315	27	27
DIV. I NON-CONF.		1-4-1	.25	270	0-1-0	234	318	286	.38918	288	25	25
<hr/>												
TOTALS	RPI 1-25	RPI 26-50		W-L RECORDS		RPI 51-100		RPI 101-150		RPI 150+		
1-13-1	0-0-0	0-0-0		OVERALL		0-1-0		0-0-0		1-12-1		
1-6-0	0-0-0	0-0-0		HOME		0-0-0		0-0-0		1-6-0		
0-7-1	0-0-0	0-0-0		AWAY		0-0-0		0-0-0		0-6-1		
0-0-0	0-0-0	0-0-0		NEUTRAL		0-0-0		0-0-0		0-0-0		
1-4-1	0-0-0	0-0-0		NON-CONFERENCE		0-1-0		0-0-0		1-3-1		
1-2-0	0-0-0	0-0-0		HOME		0-0-0		0-0-0		1-2-0		
0-2-1	0-0-0	0-0-		AWAY		0-1-0		0-0-0		0-1-1		
0-0-0	0-0-0	0-0-0		NEUTRAL		0-0-0		0-0-0		0-0-0		
0-9-0	0-0-0	0-0-0		CONFERENCE		0-0-0		0-0-0		0-9-0		
0-4-0	0-0-0	0-0-0		HOME		0-0-0		0-0-0		0-4-0		
0-5-0	0-0-0	0-0-0		AWAY		0-0-0		0-0-0		0-5-0		
0-0-0	0-0-0	0-0-0		NEUTRAL		0-0-0		0-0-0		0-0-0		
RPI	S	Opponent	Score	RPI	S	Opponent	Score	RPI	S	Opponent	Score	
						61 A	Iowa	0		3		

Non-Div. I Games:

North Dakota

Average RPI Win:	207	WON-LOST RECORD	WINNING PCT. RANK	LAST 10 GAMES	STRENGTH OF SCHEDULE	OPP. STRENGTH OF SCHEDULE	TEAM RPI	ADJ RPI	CONF. RPI	ADJ CONF. RPI	
DIV. I ONLY	2-17-0	.10526	318	1-9-0	274	300	315	.34336	316	26	26
DIV. I NON-CONF.	1-9-0	.1	306	0-1-0	299	295	318	.32156	319	27	27
<hr/>											
TOTALS	RPI 1-25	RPI 26-50		W-L RECORDS	RPI 51-100		RPI 101-150		RPI 150+		
2-17-0	0-0-0	0-1-0		OVERALL	0-0-0		1-1-0		1-15-0		
2-7-0	0-0-0	0-1-0		HOME	0-0-0		1-1-0		1-5-0		
0-10-0	0-0-0	0-0-0		AWAY	0-0-0		0-0-0		0-10-0		
0-0-0	0-0-0	0-0-0		NEUTRAL	0-0-0		0-0-0		0-0-0		
<hr/>											
1-9-0	0-0-0	0-1-0		NON-CONFERENCE	0-0-0		0-0-0		1-8-0		
1-4-0	0-0-0	0-1-0		HOME	0-0-0		0-0-0		1-3-0		
0-5-0	0-0-0	0-0-		AWAY	0-0-0		0-0-0		0-5-0		
0-0-0	0-0-0	0-0-0		NEUTRAL	0-0-0		0-0-0		0-0-0		
<hr/>											
1-8-0	0-0-0	0-0-0		CONFERENCE	0-0-0		1-1-0		0-7-0		
1-3-0	0-0-0	0-0-0		HOME	0-0-0		1-1-0		0-2-0		
0-5-0	0-0-0	0-0-0		AWAY	0-0-0		0-0-0		0-5-0		
0-0-0	0-0-0	0-0-0		NEUTRAL	0-0-0		0-0-0		0-0-0		
<hr/>											
RPI S	Opponent	Score	RPI S	Opponent	Score	RPI S	Opponent	Score	RPI S	Opponent	Score
			43 H	Princeton	1 6				130 H	Marist	2 1
									150 H	Loyola Maryland	0 6
									151 A	Fairfield	0 1
									156 A	Yale	1 8
									172 H	Rider	2 6
									194 A	Monmouth	3 4
									201 A	LIU Brooklyn	1 2
									215 A	Iona	0 2
									245 A	Niagara	0 7
									258 H	Siena	0 2
									274 H	UMBC	0 5
									276 H	Mt. St. Mary's	1 4
									283 H	Fairleigh Dickinson	2 0
									286 A	Manhattan	0 3
									290 H	NJIT	0 3
									299 A	Canisius	2 3
									302 A	Wagner	2 5
									305 A	Lafayette	0 3
<hr/>											
			LAST 10 GAMES								
			215 A	Iona	0 2	299 A	Canisius	2 3			
			151 A	Fairfield	0 1	172 H	Rider	2 6			
			130 H	Marist	2 1	150 H	Loyola Maryland	0 6			
			258 H	Siena	0 2	286 A	Manhattan	0 3			
			245 A	Niagara	0 7	43 H	Princeton	1 6			

Non-Div. I Games:

Saint Peter's

Average RPI Win:	290	WON-LOST RECORD	WINNING PCT. RANK	LAST 10 GAMES	STRENGTH OF SCHEDULE	OPP. STRENGTH OF SCHEDULE	TEAM RPI	ADJ RPI	CONF. RPI	ADJ CONF. RPI			
DIV. I ONLY	1-13-2	.125	314	1-7-0	295	306	318	.3376	317	31	31		
DIV. I NON-CONF.	0-10-2	.08333	308	0-4-0	204	305	304	.35415	306	31	31		
<hr/>													
TOTALS	RPI 1-25	RPI 26-50		W-L RECORDS		RPI 51-100		RPI 101-150		RPI 150+			
1-13-2	0-0-0	0-0-0		OVERALL		0-1-0		0-2-1		1-10-1			
1-6-0	0-0-0	0-0-0		HOME		0-1-0		0-1-0		1-4-0			
0-7-2	0-0-0	0-0-0		AWAY		0-0-0		0-1-1		0-6-1			
0-0-0	0-0-0	0-0-0		NEUTRAL		0-0-0		0-0-0		0-0-0			
0-10-2	0-0-0	0-0-0		NON-CONFERENCE		0-1-0		0-2-1		0-7-1			
0-5-0	0-0-0	0-0-0		HOME		0-1-0		0-1-0		0-3-0			
0-5-2	0-0-0	0-0-		AWAY		0-0-0		0-1-1		0-4-1			
0-0-0	0-0-0	0-0-0		NEUTRAL		0-0-0		0-0-0		0-0-0			
1-3-0	0-0-0	0-0-0		CONFERENCE		0-0-0		0-0-0		1-3-0			
1-1-0	0-0-0	0-0-0		HOME		0-0-0		0-0-0		1-1-0			
0-2-0	0-0-0	0-0-0		AWAY		0-0-0		0-0-0		0-2-0			
0-0-0	0-0-0	0-0-0		NEUTRAL		0-0-0		0-0-0		0-0-0			
RPI	S	Opponent	Score	RPI	S	Opponent	Score	RPI	S	Opponent	Score		
						82	H Navy	0	3	117	A Radford	0	1
										123	H Longwood	0	1
										150	A Loyola Maryland	1	1
										172	A Rider	0	2
										204	H George Mason	1	3
										231	A American	1	2
										253	A George Washington	0	2
										256	H Utah Valley	0	3
										276	H Mt. St. Mary's	1	2
										290	H NJIT	1	0
										296	A South Carolina St.	0	2
										302	A Wagner	2	3
										304	A Robert Morris	0	0
										305	H Lafayette	0	2
										310	A Delaware St.	0	1
<hr/>													
LAST 10 GAMES													
						290	H NJIT	1	0	253	A George Washington	0	2
						310	A Delaware St.	0	1	231	A American	1	2
						256	H Utah Valley	0	3	276	H Mt. St. Mary's	1	2
						296	A South Carolina St.	0	2	302	A Wagner	2	3
						82	H Navy	0	3	204	H George Mason	1	3

Non-Div. I Games: Lincoln (PA) 10 0 Mary Washington 1 3

Howard

Average RPI Win: 265		WON-LOST	WINNING	LAST 10	STRENGTH OF		OPP. STRENGTH	TEAM	ADJ		CONF.	ADJ CONF.	
Average RPI Loss: 211		RECORD	PCT. RANK	GAMES	SCHEDULE		OF SCHEDULE	RPI	RPI		RPI	RPI	
DIV. I ONLY		1-13-3	.14706	312	1-8-1		316	261	319	.33741	318	30	30
DIV. I NON-CONF.		0-7-2	.11111	301	0-2-0		311	206	319	.32369	318	29	29
TOTALS		RPI 1-25	RPI 26-50		W-L RECORDS		RPI 51-100		RPI 101-150		RPI 150+		
1-13-3	0-0-0	0-0-0		OVERALL		0-0-0		0-3-0		1-10-3			
0-5-1	0-0-0	0-0-0		HOME		0-0-0		0-1-0		0-4-1			
1-8-2	0-0-0	0-0-0		AWAY		0-0-0		0-2-0		1-6-2			
0-0-0	0-0-0	0-0-0		NEUTRAL		0-0-0		0-0-0		0-0-0			
0-7-2	0-0-0	0-0-0		NON-CONFERENCE		0-0-0		0-2-0		0-5-2			
0-1-1	0-0-0	0-0-0		HOME		0-0-0		0-0-0		0-1-1			
0-6-1	0-0-0	0-0-		AWAY		0-0-0		0-2-0		0-4-1			
0-0-0	0-0-0	0-0-0		NEUTRAL		0-0-0		0-0-0		0-0-0			
1-6-1	0-0-0	0-0-0		CONFERENCE		0-0-0		0-1-0		1-5-1			
0-4-0	0-0-0	0-0-0		HOME		0-0-0		0-1-0		0-3-0			
1-2-1	0-0-0	0-0-0		AWAY		0-0-0		0-0-0		1-2-1			
0-0-0	0-0-0	0-0-0		NEUTRAL		0-0-0		0-0-0		0-0-0			
RPI S	Opponent	Score	RPI S	Opponent	Score	RPI S	Opponent	Score	RPI S	Opponent	Score		
									114 A	Iowa St.	0 7		
									139 A	Gonzaga	1 3		
									148 H	Oakland	0 2		
									155 A	Drake	1 2		
									177 A	Northern Ill.	1 4		
									182 H	IPFW	0 3		
									226 A	Loyola Chicago	1 1		
									233 A	Western Ill.	0 2		
									236 A	Idaho	0 1		
									255 H	UMKC	0 1		
									265 A	North Dakota St.	3 2		
									268 H	Creighton	1 3		
									270 A	South Dakota St.	0 1		
									277 A	Green Bay	1 3		
									294 H	Neb. Omaha	2 3		
									303 A	IUPUI	0 0		
									315 H	North Dakota	4 4		
LAST 10 GAMES													
						255 H	UMKC	0 1	294 H	Neb. Omaha	2 3		
						270 A	South Dakota St.	0 1	233 A	Western Ill.	0 2		
						265 A	North Dakota St.	3 2	303 A	IUPUI	0 0		
						148 H	Oakland	0 2	114 A	Iowa St.	0 7		
						182 H	IPFW	0 3	177 A	Northern Ill.	1 4		

Non-Div. I Games: St. Mary (NE) 3 2

South Dakota

Average RPI Win:	316	WON-LOST	WINNING	LAST 10	STRENGTH OF	OPP. STRENGTH	TEAM	ADJ	CONF.	ADJ CONF.	
Average RPI Loss:	244	RECORD	PCT. RANK	GAMES	SCHEDULE	OF SCHEDULE	RPI	RPI	RPI	RPI	
DIV. I ONLY	4-10-2	.3125	266	4-4-2	319	319	317	.3366	319	32	32
DIV. I NON-CONF.	0-7-0	0	313	0-1-0	235	285	317	.3242	317	32	32
<hr/>											
TOTALS	RPI 1-25	RPI 26-50		W-L RECORDS	RPI 51-100		RPI 101-150		RPI 150+		
4-10-2	0-0-0	0-1-0		OVERALL	0-0-0		0-0-0		4-9-2		
2-5-1	0-0-0	0-0-0		HOME	0-0-0		0-0-0		2-5-1		
2-5-1	0-0-0	0-1-0		AWAY	0-0-0		0-0-0		2-4-1		
0-0-0	0-0-0	0-0-0		NEUTRAL	0-0-0		0-0-0		0-0-0		
<hr/>											
0-7-0	0-0-0	0-1-0		NON-CONFERENCE	0-0-0		0-0-0		0-6-0		
0-3-0	0-0-0	0-0-0		HOME	0-0-0		0-0-0		0-3-0		
0-4-0	0-0-0	0-0-		AWAY	0-0-0		0-0-0		0-3-0		
0-0-0	0-0-0	0-0-0		NEUTRAL	0-0-0		0-0-0		0-0-0		
<hr/>											
4-3-2	0-0-0	0-0-0		CONFERENCE	0-0-0		0-0-0		4-3-2		
2-2-1	0-0-0	0-0-0		HOME	0-0-0		0-0-0		2-2-1		
2-1-1	0-0-0	0-0-0		AWAY	0-0-0		0-0-0		2-1-1		
0-0-0	0-0-0	0-0-0		NEUTRAL	0-0-0		0-0-0		0-0-0		
<hr/>											
RPI S	Opponent	Score	RPI S	Opponent	Score	RPI S	Opponent	Score	RPI S	Opponent	Score
			38 A	Stephen F. Austin	0 4				164 A	Arkansas St.	0 6
									233 H	Western Ill.	0 8
									234 A	Central Ark.	0 6
									262 H	Northwestern St.	0 5
									285 A	UALR	0 4
									289 H	Mississippi Val.	0 0
									300 A	Jackson St.	0 1
									301 H	La.-Monroe	0 3
									306 A	Alabama A&M	2 1
									311 H	Prairie View	0 1
									312 H	Texas Southern	1 2
									314 A	Alabama St.	2 0
									321 H	Alcorn	1 0
									322 H	Grambling	2 0
									323 A	Southern U.	0 0
<hr/>											
			LAST 10 GAMES								
			322 H	Grambling	2 0	311 H	Prairie View	0 1			
			321 H	Alcorn	1 0	312 H	Texas Southern	1 2			
			289 H	Mississippi Val.	0 0	323 A	Southern U.	0 0			
			306 A	Alabama A&M	2 1	300 A	Jackson St.	0 1			
			314 A	Alabama St.	2 0	38 A	Stephen F. Austin	0 4			
<hr/>											
Non-Div. I Games:	Ozarks (AR)	3 0	Central Baptist	0 3	Okla. Wesleyan	2 7	Lyon	0 2	Ark.-Pine Bluff		

VMI				Through Games Of Oct. 28, 2012								
Average RPI Win:	0	WON-LOST	WINNING	LAST 10	STRENGTH OF	OPP. STRENGTH	TEAM	ADJ	CONF.	ADJ CONF.		
Average RPI Loss:	211	RECORD	PCT. RANK	GAMES	SCHEDULE	OF SCHEDULE	RPI	RPI	RPI	RPI		
DIV. I ONLY		0-16-0	0 323	0-10-0		248	296	320	.32934	320	24	24
DIV. I NON-CONF.		0-5-0	0 313	0-0-0		283	313	322	.30521	322	26	26
<hr/>												
TOTALS	RPI 1-25		RPI 26-50	W-L RECORDS		RPI 51-100		RPI 101-150		RPI 150+		
0-16-0	0-0-0		0-0-0	OVERALL		0-1-0		0-3-0		0-12-0		
0-7-0	0-0-0		0-0-0	HOME		0-0-0		0-1-0		0-6-0		
0-9-0	0-0-0		0-0-0	AWAY		0-1-0		0-2-0		0-6-0		
0-0-0	0-0-0		0-0-0	NEUTRAL		0-0-0		0-0-0		0-0-0		
0-5-0	0-0-0		0-0-0	NON-CONFERENCE		0-1-0		0-0-0		0-4-0		
0-2-0	0-0-0		0-0-0	HOME		0-0-0		0-0-0		0-2-0		
0-3-0	0-0-0		0-0-	AWAY		0-1-0		0-0-0		0-2-0		
0-0-0	0-0-0		0-0-0	NEUTRAL		0-0-0		0-0-0		0-0-0		
0-11-0	0-0-0		0-0-0	CONFERENCE		0-0-0		0-3-0		0-8-0		
0-5-0	0-0-0		0-0-0	HOME		0-0-0		0-1-0		0-4-0		
0-6-0	0-0-0		0-0-0	AWAY		0-0-0		0-2-0		0-4-0		
0-0-0	0-0-0		0-0-0	NEUTRAL		0-0-0		0-0-0		0-0-0		
RPI S	Opponent	Score	RPI S	Opponent	Score	RPI S	Opponent	Score	RPI S	Opponent	Score	
						82 A	Navy	0 5	117 A	Radford	0 6	
									122 H	High Point	0 5	
									123 A	Longwood	0 2	
									165 H	Campbell	0 2	
									166 A	Winthrop	1 6	
									174 H	Liberty	0 2	
									203 H	Coastal Caro.	0 1	
									220 H	Elon	0 4	
									263 H	Charleston So.	0 4	
									273 A	Old Dominion	1 6	
									275 A	UNC Asheville	2 4	
									276 A	Mt. St. Mary's	0 4	
									298 A	Presbyterian	1 4	
									307 A	Gardner-Webb	0 2	
									313 H	USC Upstate	0 1	

Non-Div. I Games: S.C. Aiken 1 0

VMI



Average RPI Win: 323		WON-LOST RECORD		WINNING PCT. RANK		LAST 10 GAMES		STRENGTH OF SCHEDULE		OPP. STRENGTH OF SCHEDULE		TEAM RPI		ADJ RPI		CONF. RPI		ADJ CONF. RPI	
DIV. I ONLY		2-13-0		.13333 313		2-8-0		317		321		321		.30655 321		32		32	
DIV. I NON-CONF.		0-6-0		0 313		0-1-0		133		304		303		.36064 303		32		32	
TOTALS		RPI 1-25		RPI 26-50		W-L RECORDS		RPI 51-100		RPI 101-150		RPI 150+							
2-13-0		0-0-0		0-0-0		OVERALL		0-0-0		0-1-0		2-12-0							
1-7-0		0-0-0		0-0-0		HOME		0-0-0		0-0-0		1-7-0							
1-6-0		0-0-0		0-0-0		AWAY		0-0-0		0-1-0		1-5-0							
0-0-0		0-0-0		0-0-0		NEUTRAL		0-0-0		0-0-0		0-0-0							
0-6-0		0-0-0		0-0-0		NON-CONFERENCE		0-0-0		0-1-0		0-5-0							
0-4-0		0-0-0		0-0-0		HOME		0-0-0		0-0-0		0-4-0							
0-2-0		0-0-0		0-0-		AWAY		0-0-0		0-1-0		0-1-0							
0-0-0		0-0-0		0-0-0		NEUTRAL		0-0-0		0-0-0		0-0-0							
2-7-0		0-0-0		0-0-0		CONFERENCE		0-0-0		0-0-0		2-7-0							
1-3-0		0-0-0		0-0-0		HOME		0-0-0		0-0-0		1-3-0							
1-4-0		0-0-0		0-0-0		AWAY		0-0-0		0-0-0		1-4-0							
0-0-0		0-0-0		0-0-0		NEUTRAL		0-0-0		0-0-0		0-0-0							
RPI	S	Opponent		Score		RPI	S	Opponent		Score		RPI	S	Opponent		Score			
													S	Opponent		Score			
													147 A	Mercer		0 7			
													176 H	Troy		0 5			
													181 H	Southeastern La.		0 4			
													199 A	Lamar		0 8			
													234 H	Central Ark.		0 10			
													289 A	Mississippi Val.		0 2			
													295 H	Nicholls St.		1 4			
													300 H	Jackson St.		1 4			
													306 A	Alabama A&M		1 2			
													311 H	Prairie View		1 3			
													312 H	Texas Southern		2 3			
													314 A	Alabama St.		1 2			
													319 A	Ark.-Pine Bluff		0 1			
													322 A	Grambling		2 1			
													323 H	Southern U.		2 1			
LAST 10 GAMES																			

Non-Div. I Games: Millsaps 0 1

Alcorn

Average RPI Win: 318		WON-LOST	WINNING	LAST 10	STRENGTH OF		OPP. STRENGTH	TEAM	ADJ	CONF.	ADJ CONF.
Average RPI Loss: 279		RECORD	PCT. RANK	GAMES	SCHEDULE		OF SCHEDULE	RPI	RPI	RPI	RPI
DIV. I ONLY		2-11-0	.15385	310	2-8-0		321	323	322	.28377	32
DIV. I NON-CONF.		0-4-0	0	313	0-1-0		273	293	321	.31334	32
TOTALS		RPI 1-25	RPI 26-50		W-L RECORDS		RPI 51-100		RPI 101-150		RPI 150+
2-11-0	0-0-0	0-0-0		OVERALL		0-0-0		0-0-0		2-11-0	
1-6-0	0-0-0	0-0-0		HOME		0-0-0		0-0-0		1-6-0	
1-5-0	0-0-0	0-0-0		AWAY		0-0-0		0-0-0		1-5-0	
0-0-0	0-0-0	0-0-0		NEUTRAL		0-0-0		0-0-0		0-0-0	
0-4-0	0-0-0	0-0-0		NON-CONFERENCE		0-0-0		0-0-0		0-4-0	
0-3-0	0-0-0	0-0-0		HOME		0-0-0		0-0-0		0-3-0	
0-1-0	0-0-0	0-0-		AWAY		0-0-0		0-0-0		0-1-0	
0-0-0	0-0-0	0-0-0		NEUTRAL		0-0-0		0-0-0		0-0-0	
2-7-0	0-0-0	0-0-0		CONFERENCE		0-0-0		0-0-0		2-7-0	
1-3-0	0-0-0	0-0-0		HOME		0-0-0		0-0-0		1-3-0	
1-4-0	0-0-0	0-0-0		AWAY		0-0-0		0-0-0		1-4-0	
0-0-0	0-0-0	0-0-0		NEUTRAL		0-0-0		0-0-0		0-0-0	
RPI S	Opponent	Score	RPI S	Opponent	Score	RPI S	Opponent	Score	RPI S	Opponent	Score
									164 H	Arkansas St.	2 6
									181 A	Southeastern La.	0 4
									262 H	Northwestern St.	0 4
									289 H	Mississippi Val.	0 1
									300 A	Jackson St.	0 3
									301 H	La.-Monroe	0 1
									306 A	Alabama A&M	1 4
									311 H	Prairie View	1 2
									312 H	Texas Southern	2 1
									314 A	Alabama St.	0 4
									319 A	Ark.-Pine Bluff	0 2
									321 H	Alcorn	1 2
									323 A	Southern U.	4 1
LAST 10 GAMES											
						319 A	Ark.-Pine Bluff	0 2	300 A	Jackson St.	0 3
						289 H	Mississippi Val.	0 1	312 H	Texas Southern	2 1
						321 H	Alcorn	1 2	311 H	Prairie View	1 2
						314 A	Alabama St.	0 4	323 A	Southern U.	4 1
						306 A	Alabama A&M	1 4	181 A	Southeastern La.	0 4

Non-Div. I Games:

Grambling

Average RPI Win:		312	WON-LOST RECORD		WINNING PCT. RANK		LAST 10 GAMES		STRENGTH OF SCHEDULE		OPP. STRENGTH OF SCHEDULE		TEAM RPI		ADJ RPI		CONF. RPI		ADJ CONF. RPI	
Average RPI Loss:		291																		
DIV. I ONLY			1-11-1		.11538	315	1-8-1		323		322		323	.26027	323		32		32	
DIV. I NON-CONF.			0-4-0		0	313	0-1-0		322		298		323	.26888	323		32		32	
TOTALS		RPI 1-25		RPI 26-50		W-L RECORDS		RPI 51-100		RPI 101-150		RPI 150+								
1-11-1	0-0-0			0-0-0	OVERALL		0-0-0		0-0-0		1-11-1									
0-6-1	0-0-0			0-0-0	HOME		0-0-0		0-0-0		0-6-1									
1-5-0	0-0-0			0-0-0	AWAY		0-0-0		0-0-0		1-5-0									
0-0-0	0-0-0			0-0-0	NEUTRAL		0-0-0		0-0-0		0-0-0									
0-4-0	0-0-0			0-0-0	NON-CONFERENCE		0-0-0		0-0-0		0-4-0									
0-3-0	0-0-0			0-0-0	HOME		0-0-0		0-0-0		0-3-0									
0-1-0	0-0-0			0-0-	AWAY		0-0-0		0-0-0		0-1-0									
0-0-0	0-0-0			0-0-0	NEUTRAL		0-0-0		0-0-0		0-0-0									
1-7-1	0-0-0			0-0-0	CONFERENCE		0-0-0		0-0-0		1-7-1									
0-3-1	0-0-0			0-0-0	HOME		0-0-0		0-0-0		0-3-1									
1-4-0	0-0-0			0-0-0	AWAY		0-0-0		0-0-0		1-4-0									
0-0-0	0-0-0			0-0-0	NEUTRAL		0-0-0		0-0-0		0-0-0									
RPI	S	Opponent		Score	RPI	S	Opponent		Score	RPI	S	Opponent		Score						
										199	H	Lamar	0	6						
										241	A	La.-Lafayette	0	7						
										289	A	Mississippi Val.	1	2						
										295	H	Nicholls St.	0	6						
										300	A	Jackson St.	0	1						
										301	H	La.-Monroe	1	2						
										306	H	Alabama A&M	0	3						
										311	A	Prairie View	0	4						
										312	A	Texas Southern	1	0						
										314	H	Alabama St.	2	3						
										319	H	Ark.-Pine Bluff	0	0						
										321	A	Alcorn	1	2						
										322	H	Grambling	1	4						
LAST 10 GAMES																				
					312	A	Texas Southern	1	0	289	A	Mississippi Val.	1	2						
					311	A	Prairie View	0	4	321	A	Alcorn	1	2						
					314	H	Alabama St.	2	3	319	H	Ark.-Pine Bluff	0	0						
					306	H	Alabama A&M	0	3	322	H	Grambling	1	4						
					300	A	Jackson St.	0	1	301	H	La.-Monroe	1	2						

Non-Div. I Games:

Southern U.