

Average RPI Win: 57		WON-LOST	WINNING	LAST 10	STRENGTH OF		OPP. STRENGTH	TEAM	ADJ	CONF.	ADJ CONF.
Average RPI Loss: 5		RECORD	PCT. RANK	GAMES	SCHEDULE		OF SCHEDULE	RPI	RPI	RPI	RPI
DIV. I ONLY		24-1-1	.94231	1	8-1-1		7	2	1	.7128	1
DIV. I NON-CONF.		9-0-1	.95	3	3-0-1		4	4	2	.73463	2
TOTALS		RPI 1-25	RPI 26-50		W-L RECORDS		RPI 51-100		RPI 101-150		RPI 150+
24-1-1		11-1-1	4-0-0		OVERALL		3-0-0		4-0-0		2-0-0
18-0-0		8-0-0	3-0-0		HOME		3-0-0		3-0-0		1-0-0
6-0-0		3-0-0	1-0-0		AWAY		0-0-0		1-0-0		1-0-0
0-1-1		0-1-1	0-0-0		NEUTRAL		0-0-0		0-0-0		0-0-0
9-0-1		4-0-1	1-0-0		NON-CONFERENCE		0-0-0		3-0-0		1-0-0
9-0-0		4-0-0	1-0-0		HOME		0-0-0		3-0-0		1-0-0
0-0-0		0-0-0	0-0-		AWAY		0-0-0		0-0-0		0-0-0
0-0-1		0-0-1	0-0-0		NEUTRAL		0-0-0		0-0-0		0-0-0
15-1-0		7-1-0	3-0-0		CONFERENCE		3-0-0		1-0-0		1-0-0
9-0-0		4-0-0	2-0-0		HOME		3-0-0		0-0-0		0-0-0
6-0-0		3-0-0	1-0-0		AWAY		0-0-0		1-0-0		1-0-0
0-1-0		0-1-0	0-0-0		NEUTRAL		0-0-0		0-0-0		0-0-0
RPI S	Opponent	Score		RPI S	Opponent	Score		RPI S	Opponent	Score	
2 N	UCLA	1	1	26 A	Boston College	2	1	73 H	Miami (FL)	4	0
3 H	Florida St.	1	0	32 H	Rutgers	6	0	76 H	Clemson	3	0
4 A	North Carolina	2	0	47 H	Maryland	6	1	100 H	Syracuse	3	0
5 H	Virginia Tech	2	0	47 H	Maryland	1	0				
5 N	Virginia Tech	2	4								
7 H	Michigan	2	1								
9 H	Penn St.	5	1								
10 H	Georgetown	1	0								
11 H	Santa Clara	4	0								
17 A	Wake Forest	2	0								
17 H	Wake Forest	2	0								
24 A	Duke	3	2								
25 H	Notre Dame	3	2								
LAST 10 GAMES											
2 N	UCLA	1	1	5 N	Virginia Tech	2	4				
7 H	Michigan	2	1	47 H	Maryland	6	1				
17 H	Wake Forest	2	0	5 H	Virginia Tech	2	0				
10 H	Georgetown	1	0	3 H	Florida St.	1	0				
127 H	Saint Francis (PA)	5	0	73 H	Miami (FL)	4	0				

Non-Div. I Games:

Virginia



Average RPI Win: 52		WON-LOST RECORD		WINNING PCT. RANK		LAST 10 GAMES		STRENGTH OF SCHEDULE		OPP. STRENGTH OF SCHEDULE		TEAM RPI		ADJ RPI		CONF. RPI		ADJ CONF. RPI	
DIV. I ONLY		23-2-3		.875 4		9-1-0		6		1		2		.69585 3		1		1	
DIV. I NON-CONF.		8-1-1		.85 15		3-1-0		14		2		7		.68297 7		1		1	
TOTALS		RPI 1-25		RPI 26-50		W-L RECORDS		RPI 51-100		RPI 101-150		RPI 150+							
23-2-3		11-2-1		4-0-1		OVERALL		3-0-1		4-0-0		1-0-0							
16-0-1		5-0-0		4-0-1		HOME		2-0-0		4-0-0		1-0-0							
4-1-2		3-1-1		0-0-0		AWAY		1-0-1		0-0-0		0-0-0							
3-1-0		3-1-0		0-0-0		NEUTRAL		0-0-0		0-0-0		0-0-0							
8-1-1		3-1-0		1-0-1		NON-CONFERENCE		1-0-0		3-0-0		0-0-0							
7-0-1		2-0-0		1-0-1		HOME		1-0-0		3-0-0		0-0-0							
1-0-0		1-0-0		0-0-		AWAY		0-0-0		0-0-0		0-0-0							
0-1-0		0-1-0		0-0-0		NEUTRAL		0-0-0		0-0-0		0-0-0							
15-1-2		8-1-1		3-0-0		CONFERENCE		2-0-1		1-0-0		1-0-0							
9-0-0		3-0-0		3-0-0		HOME		1-0-0		1-0-0		1-0-0							
3-1-2		2-1-1		0-0-0		AWAY		1-0-1		0-0-0		0-0-0							
3-0-0		3-0-0		0-0-0		NEUTRAL		0-0-0		0-0-0		0-0-0							
RPI	S	Opponent		Score		RPI	S	Opponent		Score		RPI	S	Opponent		Score			
1	A	Virginia		0 1		26	H	Boston College		4 0		73	H	Miami (FL)		4 0			
2	N	UCLA		0 1		26	H	Boston College		4 3		76	A	Clemson		1 1			
4	H	North Carolina		1 0		34	H	Ole Miss		3 1		87	H	Auburn		4 1			
4	N	North Carolina		2 1		44	H	Oklahoma St.		1 1		100	A	Syracuse		1 0			
5	A	Virginia Tech		2 1		47	H	Maryland		2 1									
5	N	Virginia Tech		3 2															
5	N	Virginia Tech		1 0															
12	A	Florida		3 0															
13	H	UCF		1 0															
17	A	Wake Forest		0 0															
22	H	Colorado		4 0															
24	A	Duke		2 1															
24	H	Duke		2 0															
25	H	Notre Dame		2 1															
LAST 10 GAMES																			
2	N	UCLA		0 1		105	H	South Ala.		5 0		5	N	Virginia Tech		1 0			
5	N	Virginia Tech		3 2		4	N	North Carolina		2 1		24	H	Duke		2 0			
26	H	Boston College		4 0		25	H	Notre Dame		2 1									
22	H	Colorado		4 0															
34	H	Ole Miss		3 1															

**Non-Div. I Games:**

Florida St.

Average RPI Win: 67		WON-LOST RECORD		WINNING PCT. RANK		LAST 10 GAMES		STRENGTH OF SCHEDULE		OPP. STRENGTH OF SCHEDULE		TEAM RPI		ADJ RPI		CONF. RPI		ADJ CONF. RPI					
DIV. I ONLY		20-5-0		.8 14		7-3-0		2		7		4		.68592 4		1		1					
DIV. I NON-CONF.		9-1-0		.9 6		3-1-0		1		16		1		.73933 1		1		1					
TOTALS		RPI 1-25		RPI 26-50		W-L RECORDS		RPI 51-100		RPI 101-150		RPI 150+											
20-5-0		7-5-0		4-0-0		OVERALL		4-0-0		2-0-0		3-0-0											
11-3-0		2-3-0		3-0-0		HOME		3-0-0		1-0-0		2-0-0											
5-1-0		2-1-0		1-0-0		AWAY		1-0-0		0-0-0		1-0-0											
4-1-0		3-1-0		0-0-0		NEUTRAL		0-0-0		1-0-0		0-0-0											
9-1-0		4-1-0		1-0-0		NON-CONFERENCE		1-0-0		1-0-0		2-0-0											
5-1-0		1-1-0		1-0-0		HOME		1-0-0		0-0-0		2-0-0											
0-0-0		0-0-0		0-0-		AWAY		0-0-0		0-0-0		0-0-0											
4-0-0		3-0-0		0-0-0		NEUTRAL		0-0-0		1-0-0		0-0-0											
11-4-0		3-4-0		3-0-0		CONFERENCE		3-0-0		1-0-0		1-0-0											
6-2-0		1-2-0		2-0-0		HOME		2-0-0		1-0-0		0-0-0											
5-1-0		2-1-0		1-0-0		AWAY		1-0-0		0-0-0		1-0-0											
0-1-0		0-1-0		0-0-0		NEUTRAL		0-0-0		0-0-0		0-0-0											
RPI	S	Opponent		Score		RPI	S	Opponent		Score		RPI	S	Opponent		Score							
1	H	Virginia		0 2		26	A	Boston College		1 0		68	H	Liberty		4 0		103	H	North Carolina St.		3 0	
2	H	UCLA		0 1		26	H	Boston College		1 0		73	A	Miami (FL)		4 0		114	N	VCU		4 0	
2	N	UCLA		1 0		30	H	Indiana		4 0		76	H	Clemson		2 0		161	H	Kennesaw St.		3 0	
3	A	Florida St.		0 1		47	H	Maryland		3 1		100	H	Syracuse		1 0		202	A	Pittsburgh		1 0	
3	N	Florida St.		1 2														213	H	New Mexico		2 1	
5	A	Virginia Tech		2 1																			
11	N	Santa Clara		2 0																			
15	H	Texas A&M		2 0																			
17	A	Wake Forest		2 1																			
19	N	West Virginia		4 2																			
24	H	Duke		3 0																			
25	H	Notre Dame		0 1																			
LAST 10 GAMES																							
		2 H UCLA		0 1				26 H Boston College		1 0													
		15 H Texas A&M		2 0				24 H Duke		3 0													
		30 H Indiana		4 0				17 A Wake Forest		2 1													
		68 H Liberty		4 0				76 H Clemson		2 0													
		3 N Florida St.		1 2				1 H Virginia		0 2													

Non-Div. I Games:

North Carolina

Average RPI Win:		78	WON-LOST RECORD		WINNING PCT. RANK		LAST 10 GAMES		STRENGTH OF SCHEDULE		OPP. STRENGTH OF SCHEDULE		TEAM RPI	ADJ RPI	CONF. RPI	ADJ CONF. RPI			
DIV. I ONLY			19-5-3		.75926		27		6-3-1		3		10		5	.66953	5	1	1
DIV. I NON-CONF.			7-0-2		.88889		8		2-0-1		5		83		5	.69599	5	1	1
TOTALS		RPI 1-25		RPI 26-50		W-L RECORDS		RPI 51-100		RPI 101-150		RPI 150+							
19-5-3		6-5-2		3-0-1		OVERALL		4-0-0		4-0-0		2-0-0							
12-2-1		5-2-1		0-0-0		HOME		3-0-0		3-0-0		1-0-0							
5-1-1		0-1-1		3-0-0		AWAY		0-0-0		1-0-0		1-0-0							
2-2-1		1-2-0		0-0-1		NEUTRAL		1-0-0		0-0-0		0-0-0							
7-0-2		1-0-1		1-0-1		NON-CONFERENCE		1-0-0		3-0-0		1-0-0							
5-0-1		1-0-1		0-0-0		HOME		0-0-0		3-0-0		1-0-0							
1-0-0		0-0-0		1-0-		AWAY		0-0-0		0-0-0		0-0-0							
1-0-1		0-0-0		0-0-1		NEUTRAL		1-0-0		0-0-0		0-0-0							
12-5-1		5-5-1		2-0-0		CONFERENCE		3-0-0		1-0-0		1-0-0							
7-2-0		4-2-0		0-0-0		HOME		3-0-0		0-0-0		0-0-0							
4-1-1		0-1-1		2-0-0		AWAY		0-0-0		1-0-0		1-0-0							
1-2-0		1-2-0		0-0-0		NEUTRAL		0-0-0		0-0-0		0-0-0							
RPI	S	Opponent		Score		RPI	S	Opponent		Score		RPI	S	Opponent		Score			
1	A	Virginia		0 2		26	A	Boston College		1 0		73	H	Miami (FL)		1 0			
1	N	Virginia		4 2		27	N	Louisville		1 1		76	H	Clemson		1 0			
3	H	Florida St.		1 2		45	A	James Madison		3 1		78	N	North Texas		4 2			
3	N	Florida St.		0 1		47	A	Maryland		2 0		100	H	Syracuse		3 0			
3	N	Florida St.		2 3															
4	H	North Carolina		1 2															
11	H	Santa Clara		1 1															
17	H	Wake Forest		2 1															
19	H	West Virginia		1 0															
24	A	Duke		1 1															
24	H	Duke		3 0															
25	H	Notre Dame		2 1															
25	H	Notre Dame		1 0															
LAST 10 GAMES																			
3	N	Florida St.		2 3		3	N	Florida St.		0 1									
24	H	Duke		3 0		1	N	Virginia		4 2									
11	H	Santa Clara		1 1		25	H	Notre Dame		2 1									
19	H	West Virginia		1 0		1	A	Virginia		0 2									
127	H	UMBC		2 0		73	H	Miami (FL)		1 0									

Non-Div. I Games:

Virginia Tech

Average RPI Win:	84	WON-LOST RECORD	WINNING PCT. RANK	LAST 10 GAMES		STRENGTH OF SCHEDULE	OPP. STRENGTH OF SCHEDULE	TEAM RPI	ADJ RPI	CONF. RPI	ADJ CONF. RPI			
DIV. I ONLY		18-4-0	.81818	9	9-1-0	5	46	6	.66366	6	4	5		
DIV. I NON-CONF.		7-4-0	.63636	87	0-1-0	7	44	20	.62989	21	5	5		
<hr/>														
TOTALS	RPI 1-25		RPI 26-50		W-L RECORDS		RPI 51-100			RPI 101-150		RPI 150+		
18-4-0	2-2-0		5-0-0		OVERALL		3-2-0			6-0-0		2-0-0		
10-1-0	2-0-0		4-0-0		HOME		1-1-0			2-0-0		1-0-0		
7-2-0	0-1-0		1-0-0		AWAY		2-1-0			4-0-0		0-0-0		
1-1-0	0-1-0		0-0-0		NEUTRAL		0-0-0			0-0-0		1-0-0		
7-4-0	1-2-0		1-0-0		NON-CONFERENCE		2-2-0			1-0-0		2-0-0		
4-1-0	1-0-0		1-0-0		HOME		0-1-0			1-0-0		1-0-0		
2-2-0	0-1-0		0-0-		AWAY		2-1-0			0-0-0		0-0-0		
1-1-0	0-1-0		0-0-0		NEUTRAL		0-0-0			0-0-0		1-0-0		
11-0-0	1-0-0		4-0-0		CONFERENCE		1-0-0			5-0-0		0-0-0		
6-0-0	1-0-0		3-0-0		HOME		1-0-0			1-0-0		0-0-0		
5-0-0	0-0-0		1-0-0		AWAY		0-0-0			4-0-0		0-0-0		
0-0-0	0-0-0		0-0-0		NEUTRAL		0-0-0			0-0-0		0-0-0		
<hr/>														
RPI	S	Opponent	Score		RPI	S	Opponent	Score		RPI	S	Opponent	Score	
2	N	UCLA	1	2	27	H	Louisville	3	2	64	H	Butler	2	1
10	H	Georgetown	4	0	36	H	St. John's (NY)	3	1	66	A	Illinois St.	2	3
20	A	Portland	0	1	36	H	St. John's (NY)	2	0	82	A	Milwaukee	5	0
21	H	Colorado Col.	3	1	43	A	DePaul	1	0	88	A	Portland St.	3	2
					43	H	DePaul	2	0	97	H	Western Mich.	0	1

**Non-Div. I Games:**

Marquette

Average RPI Win: 75		WON-LOST RECORD	WINNING PCT. RANK	LAST 10 GAMES	STRENGTH OF SCHEDULE	OPP. STRENGTH OF SCHEDULE	TEAM RPI	ADJ RPI	CONF. RPI	ADJ CONF. RPI								
Average RPI Loss: 34																		
DIV. I ONLY		18-4-1	.80435	13	8-2-0	10	21	8	.65848	7	2	2						
DIV. I NON-CONF.		9-2-0	.81818	22	3-1-0	11	28	9	.66848	9	2	2						
<hr/>																		
TOTALS		RPI 1-25		RPI 26-50		W-L RECORDS		RPI 51-100		RPI 101-150		RPI 150+						
18-4-1		3-1-0		3-2-0		OVERALL		8-1-1		1-0-0		3-0-0						
12-1-1		1-0-0		1-1-0		HOME		7-0-1		1-0-0		2-0-0						
6-2-0		2-1-0		2-0-0		AWAY		1-1-0		0-0-0		1-0-0						
0-1-0		0-0-0		0-1-0		NEUTRAL		0-0-0		0-0-0		0-0-0						
9-2-0		1-1-0		0-0-0		NON-CONFERENCE		6-1-0		0-0-0		2-0-0						
9-0-0		1-0-0		0-0-0		HOME		6-0-0		0-0-0		2-0-0						
0-2-0		0-1-0		0-0-		AWAY		0-1-0		0-0-0		0-0-0						
0-0-0		0-0-0		0-0-0		NEUTRAL		0-0-0		0-0-0		0-0-0						
9-2-1		2-0-0		3-2-0		CONFERENCE		2-0-1		1-0-0		1-0-0						
3-1-1		0-0-0		1-1-0		HOME		1-0-1		1-0-0		0-0-0						
6-0-0		2-0-0		2-0-0		AWAY		1-0-0		0-0-0		1-0-0						
0-1-0		0-0-0		0-1-0		NEUTRAL		0-0-0		0-0-0		0-0-0						
RPI	S	Opponent		Score		RPI	S	Opponent		Score		RPI	S	Opponent		Score		
1	A	Virginia		1	2	30	H	Indiana		1	0	55	H	Ohio St.		2	0	
8	A	Nebraska		2	1	35	H	Minnesota		0	1	61	H	Pepperdine		2	0	
9	A	Penn St.		1	0	37	A	Iowa		2	1	62	H	Wisconsin		0	0	
25	H	Notre Dame		1	0	37	N	Iowa		0	1	64	A	Butler		0	1	
						41	A	Illinois		2	0	66	H	Illinois St.		3	0	
												80	H	San Diego St.		3	1	
												81	A	Michigan St.		2	1	
												82	H	Milwaukee		4	0	
												82	H	Milwaukee		3	0	
												95	H	Eastern Mich.		2	1	
<hr/>																		
LAST 10 GAMES																		
1	A	Virginia				1	2	55	H	Ohio St.				2	0			
25	H	Notre Dame				1	0	179	A	Northwestern				3	0			
66	H	Illinois St.				3	0	41	A	Illinois				2	0			
82	H	Milwaukee				4	0	108	H	Purdue				3	1			
37	N	Iowa				0	1	30	H	Indiana				1	0			

Non-Div. I Games:

Michigan

Average RPI Win: 75		WON-LOST RECORD		WINNING PCT. RANK		LAST 10 GAMES		STRENGTH OF SCHEDULE		OPP. STRENGTH OF SCHEDULE		TEAM RPI		ADJ RPI		CONF. RPI		ADJ CONF. RPI	
DIV. I ONLY		19-4-1		.8125 11		9-1-0		9		27		7		.6582 8		2		2	
DIV. I NON-CONF.		6-3-1		.65 82		1-1-0		21		64		32		.60832 32		2		2	
TOTALS		RPI 1-25		RPI 26-50		W-L RECORDS		RPI 51-100		RPI 101-150		RPI 150+							
19-4-1		2-1-0		7-3-0		OVERALL		5-0-0		2-0-1		3-0-0							
9-2-0		2-1-0		2-1-0		HOME		3-0-0		1-0-0		1-0-0							
5-2-1		0-0-0		2-2-0		AWAY		1-0-0		1-0-1		1-0-0							
5-0-0		0-0-0		3-0-0		NEUTRAL		1-0-0		0-0-0		1-0-0							
6-3-1		1-0-0		0-3-0		NON-CONFERENCE		2-0-0		1-0-1		2-0-0							
4-1-0		1-0-0		0-1-0		HOME		1-0-0		1-0-0		1-0-0							
0-2-1		0-0-0		0-0-		AWAY		0-0-0		0-0-1		0-0-0							
2-0-0		0-0-0		0-0-0		NEUTRAL		1-0-0		0-0-0		1-0-0							
13-1-0		1-1-0		7-0-0		CONFERENCE		3-0-0		1-0-0		1-0-0							
5-1-0		1-1-0		2-0-0		HOME		2-0-0		0-0-0		0-0-0							
5-0-0		0-0-0		2-0-0		AWAY		1-0-0		1-0-0		1-0-0							
3-0-0		0-0-0		3-0-0		NEUTRAL		0-0-0		0-0-0		0-0-0							
RPI	S	Opponent		Score		RPI	S	Opponent		Score		RPI	S	Opponent		Score			
7	H	Michigan		1 2		26	H	Boston College		1 4		55	H	Ohio St.		1 0			
9	H	Penn St.		3 2		28	A	BYU		0 3		62	A	Wisconsin		2 1			
17	H	Denver		2 1		30	H	Indiana		3 1		79	H	Southeastern La.		4 0			
						30	N	Indiana		3 1		81	H	Michigan St.		1 0			
						35	A	Minnesota		1 0		91	N	San Diego		2 1			
						35	N	Minnesota		4 1									
						37	H	Iowa		2 1									
						37	N	Iowa		1 0									
						38	A	Arkansas		1 2									
						41	A	Illinois		3 2									
LAST 10 GAMES																			
26	H	Boston College		1 4		30	H	Indiana		3 1									
79	H	Southeastern La.		4 0		9	H	Penn St.		3 2									
37	N	Iowa		1 0		55	H	Ohio St.		1 0									
30	N	Indiana		3 1		35	A	Minnesota		1 0									
35	N	Minnesota		4 1		62	A	Wisconsin		2 1									

Non-Div. I Games:

Nebraska





Average RPI Win:	114	WON-LOST RECORD	WINNING PCT. RANK	LAST 10 GAMES	STRENGTH OF SCHEDULE	OPP. STRENGTH OF SCHEDULE	TEAM RPI	ADJ RPI	CONF. RPI	ADJ CONF. RPI		
DIV. I ONLY		16-3-2	.80952	12	7-3-0	23	42	9	.64173	10	4	5
DIV. I NON-CONF.		9-1-1	.86364	13	1-1-0	31	43	11	.6614	11	5	5
<hr/>												
TOTALS	RPI 1-25	RPI 26-50		W-L RECORDS		RPI 51-100		RPI 101-150		RPI 150+		
16-3-2	0-2-1	2-1-1		OVERALL		3-0-0		9-0-0		2-0-0		
10-0-2	0-0-1	2-0-1		HOME		1-0-0		6-0-0		1-0-0		
6-2-0	0-2-0	0-0-0		AWAY		2-0-0		3-0-0		1-0-0		
0-1-0	0-0-0	0-1-0		NEUTRAL		0-0-0		0-0-0		0-0-0		
9-1-1	0-1-1	1-0-0		NON-CONFERENCE		2-0-0		4-0-0		2-0-0		
6-0-1	0-0-1	1-0-0		HOME		1-0-0		3-0-0		1-0-0		
3-1-0	0-1-0	0-0-		AWAY		1-0-0		1-0-0		1-0-0		
0-0-0	0-0-0	0-0-0		NEUTRAL		0-0-0		0-0-0		0-0-0		
7-2-1	0-1-0	1-1-1		CONFERENCE		1-0-0		5-0-0		0-0-0		
4-0-1	0-0-0	1-0-1		HOME		0-0-0		3-0-0		0-0-0		
3-1-0	0-1-0	0-0-0		AWAY		1-0-0		2-0-0		0-0-0		
0-1-0	0-0-0	0-1-0		NEUTRAL		0-0-0		0-0-0		0-0-0		
RPI S	Opponent	Score	RPI S	Opponent	Score	RPI S	Opponent	Score	RPI S	Opponent	Score	
1 A	Virginia	0 1	36 H	St. John's (NY)	4 0	56 A	UConn	2 1	103 A	North Carolina St.	2 0	
6 A	Marquette	0 4	43 H	DePaul	1 1	63 H	La Salle	2 0	104 A	Villanova	3 1	
13 H	UCF	1 1	43 N	DePaul	0 1	64 A	Butler	3 0	113 H	Delaware	3 0	
			49 H	William & Mary	2 1				114 H	VCU	4 0	
									119 H	Seton Hall	2 0	
									126 H	Yale	8 0	
									130 H	Xavier	7 1	
									134 A	Providence	2 1	
									137 H	Creighton	4 0	
									205 A	George Washington	3 2	
									268 H	Quinnipiac	5 0	
<hr/>												
LAST 10 GAMES												
1 A	Virginia	0 1	137 H	Creighton	4 0							
63 H	La Salle	2 0	36 H	St. John's (NY)	4 0							
43 N	DePaul	0 1	6 A	Marquette	0 4							
119 H	Seton Hall	2 0	134 A	Providence	2 1							
104 A	Villanova	3 1	64 A	Butler	3 0							

**Non-Div. I Games:**

Georgetown

Average RPI Win:		128	WON-LOST RECORD		WINNING PCT. RANK		LAST 10 GAMES		STRENGTH OF SCHEDULE		OPP. STRENGTH OF SCHEDULE		TEAM RPI		ADJ RPI		CONF. RPI		ADJ CONF. RPI																
DIV. I ONLY			16-4-2		.77273		21		8-1-1		22		56		12		.6344		11		9		9												
DIV. I NON-CONF.			8-3-2		.69231		66		2-0-1		8		8		14		.65201		14		8		8												
TOTALS		RPI 1-25		RPI 26-50		W-L RECORDS		RPI 51-100		RPI 101-150		RPI 150+																							
16-4-2		0-4-1		4-0-1		OVERALL		3-0-0		3-0-0		6-0-0																							
11-1-1		0-1-0		3-0-1		HOME		3-0-0		3-0-0		2-0-0																							
4-2-1		0-2-1		0-0-0		AWAY		0-0-0		0-0-0		4-0-0																							
1-1-0		0-1-0		1-0-0		NEUTRAL		0-0-0		0-0-0		0-0-0																							
8-3-2		0-3-1		3-0-1		NON-CONFERENCE		1-0-0		3-0-0		1-0-0																							
6-1-1		0-1-0		2-0-1		HOME		1-0-0		3-0-0		0-0-0																							
1-1-1		0-1-1		0-0-		AWAY		0-0-0		0-0-0		1-0-0																							
1-1-0		0-1-0		1-0-0		NEUTRAL		0-0-0		0-0-0		0-0-0																							
8-1-0		0-1-0		1-0-0		CONFERENCE		2-0-0		0-0-0		5-0-0																							
5-0-0		0-0-0		1-0-0		HOME		2-0-0		0-0-0		2-0-0																							
3-1-0		0-1-0		0-0-0		AWAY		0-0-0		0-0-0		3-0-0																							
0-0-0		0-0-0		0-0-0		NEUTRAL		0-0-0		0-0-0		0-0-0																							
RPI	S	Opponent		Score		RPI	S	Opponent		Score		RPI	S	Opponent		Score																			
1	A	Virginia		0	4	28	H	BYU		2	1	61	H	Pepperdine		9	2	121	H	Cal Poly		4	0												
4	N	North Carolina		0	2	30	N	Boston U.		2	1	91	H	San Diego		1	0	124	H	Kansas		3	2												
5	A	Virginia Tech		1	1	39	H	California		1	1	98	H	Long Beach St.		4	0	132	H	Iowa St.		5	1												
16	H	Stanford		2	3	39	H	California		2	1											168	H	San Francisco		9	0								
20	A	Portland		1	3	47	H	Maryland		1	0											177	A	St. Mary's (CA)		4	0								
																														189	A	Fresno St.		1	0
																														228	A	Gonzaga		6	3
																														244	H	Loyola Marymount		2	0
																														265	A	Pacific		2	0

Non-Div. I Games:

Santa Clara

Average RPI Win: 82		WON-LOST	WINNING	LAST 10	STRENGTH OF		OPP. STRENGTH	TEAM	ADJ	CONF.	ADJ CONF.
Average RPI Loss: 31		RECORD	PCT. RANK	GAMES	SCHEDULE		OF SCHEDULE	RPI	RPI	RPI	RPI
DIV. I ONLY		18-5-1	.77083	22	8-2-0		32	16	11	.63421	12
DIV. I NON-CONF.		7-2-1	.75	41	1-1-0		70	3	26	.61766	26
TOTALS		RPI 1-25	RPI 26-50		W-L RECORDS		RPI 51-100		RPI 101-150		RPI 150+
18-5-1		1-4-0	7-0-0		OVERALL		3-1-1		5-0-0		2-0-0
11-2-0		1-2-0	3-0-0		HOME		2-0-0		5-0-0		0-0-0
5-2-1		0-1-0	2-0-0		AWAY		1-1-1		0-0-0		2-0-0
2-1-0		0-1-0	2-0-0		NEUTRAL		0-0-0		0-0-0		0-0-0
7-2-1		0-2-0	2-0-0		NON-CONFERENCE		1-0-1		3-0-0		1-0-0
6-1-0		0-1-0	2-0-0		HOME		1-0-0		3-0-0		0-0-0
1-1-1		0-1-0	0-0-		AWAY		0-0-1		0-0-0		1-0-0
0-0-0		0-0-0	0-0-0		NEUTRAL		0-0-0		0-0-0		0-0-0
11-3-0		1-2-0	5-0-0		CONFERENCE		2-1-0		2-0-0		1-0-0
5-1-0		1-1-0	1-0-0		HOME		1-0-0		2-0-0		0-0-0
4-1-0		0-0-0	2-0-0		AWAY		1-1-0		0-0-0		1-0-0
2-1-0		0-1-0	2-0-0		NEUTRAL		0-0-0		0-0-0		0-0-0
RPI S	Opponent	Score		RPI S	Opponent	Score		RPI S	Opponent	Score	
3 H	Florida St.	0	3	33 H	Kentucky	3	0	53 A	South Fla.	1	1
14 H	South Carolina	1	2	34 A	Ole Miss	4	1	58 A	Tennessee	3	0
15 H	Texas A&M	2	0	34 N	Ole Miss	2	1	67 H	FGCU	3	1
15 N	Texas A&M	1	2	35 H	Minnesota	2	0	87 H	Auburn	3	0
24 A	Duke	0	1	38 N	Arkansas	1	0	99 A	Missouri	0	1
				44 H	Oklahoma St.	2	0				
				48 A	Georgia	5	1				
LAST 10 GAMES											
24 A	Duke	0	1	48 A	Georgia	5	1				
117 H	Jacksonville	2	0	15 H	Texas A&M	2	0				
15 N	Texas A&M	1	2	58 A	Tennessee	3	0				
34 N	Ole Miss	2	1	101 H	LSU	3	0				
38 N	Arkansas	1	0	33 H	Kentucky	3	0				

Non-Div. I Games:

Florida

Average RPI Win: 120		WON-LOST RECORD		WINNING PCT. RANK		LAST 10 GAMES		STRENGTH OF SCHEDULE		OPP. STRENGTH OF SCHEDULE		TEAM RPI		ADJ RPI		CONF. RPI		ADJ CONF. RPI	
DIV. I ONLY		16-3-4		.78261 17		6-1-3		30		61		13		.63103 13		7		7	
DIV. I NON-CONF.		7-3-1		.68182 74		0-1-0		44		25		31		.61163 28		7		7	
TOTALS		RPI 1-25		RPI 26-50		W-L RECORDS		RPI 51-100		RPI 101-150		RPI 150+							
16-3-4		0-1-1		2-1-1		OVERALL		6-1-1		3-0-1		5-0-0							
9-2-2		0-0-0		1-1-1		HOME		5-1-1		1-0-0		2-0-0							
4-1-2		0-1-1		1-0-0		AWAY		0-0-0		2-0-1		1-0-0							
3-0-0		0-0-0		0-0-0		NEUTRAL		1-0-0		0-0-0		2-0-0							
7-3-1		0-1-1		0-1-0		NON-CONFERENCE		3-1-0		1-0-0		3-0-0							
3-2-0		0-0-0		0-1-0		HOME		2-1-0		0-0-0		1-0-0							
1-1-1		0-1-1		0-0-		AWAY		0-0-0		1-0-0		0-0-0							
3-0-0		0-0-0		0-0-0		NEUTRAL		1-0-0		0-0-0		2-0-0							
9-0-3		0-0-0		2-0-1		CONFERENCE		3-0-1		2-0-1		2-0-0							
6-0-2		0-0-0		1-0-1		HOME		3-0-1		1-0-0		1-0-0							
3-0-1		0-0-0		1-0-0		AWAY		0-0-0		1-0-1		1-0-0							
0-0-0		0-0-0		0-0-0		NEUTRAL		0-0-0		0-0-0		0-0-0							
RPI S	Opponent	Score		RPI S	Opponent	Score		RPI S	Opponent	Score		RPI S	Opponent	Score					
3 A	Florida St.	0	1	27 A	Louisville	1	0	53 H	South Fla.	0	0	120 A	SMU	1	0				
10 A	Georgetown	1	1	32 H	Rutgers	0	0	53 H	South Fla.	2	1	120 H	SMU	3	0				
				32 H	Rutgers	2	1	56 H	UConn	4	1	138 A	Cincinnati	1	1				
				36 H	St. John's (NY)	1	3	58 H	Tennessee	1	2	142 A	Hawaii	2	0				
								65 H	Memphis	4	1	173 N	Middle Tenn.	2	1				
								67 H	FGCU	4	0	209 N	North Florida	5	0				
								69 N	Washington	3	0	233 H	Stetson	4	0				
								71 H	Brown	2	0	238 H	Temple	4	1				
												251 A	Houston	4	0				
				LAST 10 GAMES															
				36 H	St. John's (NY)	1	3	251 A	Houston	4	0								
				32 H	Rutgers	0	0	65 H	Memphis	4	1								
				53 H	South Fla.	0	0	32 H	Rutgers	2	1								
				120 H	SMU	3	0	27 A	Louisville	1	0								
				120 A	SMU	1	0	138 A	Cincinnati	1	1								

Non-Div. I Games:

UCF

Average RPI Win:	92	WON-LOST	WINNING	LAST 10	STRENGTH OF	OPP. STRENGTH	TEAM	ADJ	CONF.	ADJ CONF.				
Average RPI Loss:	45	RECORD	PCT. RANK	GAMES	SCHEDULE	OF SCHEDULE	RPI	RPI	RPI	RPI				
DIV. I ONLY	17-4-2	.78261	17	6-3-1	43	28	14	.63079	14	5	4			
DIV. I NON-CONF.	8-1-1	.85	15	1-1-0	43	26	13	.65579	13	4	4			
<hr/>														
TOTALS	RPI 1-25	RPI 26-50		W-L RECORDS		RPI 51-100		RPI 101-150		RPI 150+				
17-4-2	2-2-0	4-1-2		OVERALL		4-1-0		4-0-0		3-0-0				
11-0-0	1-0-0	3-0-0		HOME		2-0-0		3-0-0		2-0-0				
5-2-2	1-0-0	0-1-2		AWAY		2-1-0		1-0-0		1-0-0				
1-2-0	0-2-0	1-0-0		NEUTRAL		0-0-0		0-0-0		0-0-0				
<hr/>														
8-1-1	1-1-0	1-0-1		NON-CONFERENCE		2-0-0		3-0-0		1-0-0				
6-0-0	1-0-0	1-0-0		HOME		1-0-0		2-0-0		1-0-0				
2-0-1	0-0-0	0-1-		AWAY		1-0-0		1-0-0		0-0-0				
0-1-0	0-1-0	0-0-0		NEUTRAL		0-0-0		0-0-0		0-0-0				
<hr/>														
9-3-1	1-1-0	3-1-1		CONFERENCE		2-1-0		1-0-0		2-0-0				
5-0-0	0-0-0	2-0-0		HOME		1-0-0		1-0-0		1-0-0				
3-2-1	1-0-0	0-1-1		AWAY		1-1-0		0-0-0		1-0-0				
1-1-0	0-1-0	1-0-0		NEUTRAL		0-0-0		0-0-0		0-0-0				
<hr/>														
RPI	S	Opponent	Score		RPI	S	Opponent	Score		RPI	S	Opponent	Score	
12	A	Florida	2	1	30	A	Boston U.	0	0	53	H	South Fla.	1	0
15	N	Texas A&M	1	2	33	H	Kentucky	2	1	58	A	Tennessee	1	0
16	N	Stanford	0	1	34	A	Ole Miss	1	1	76	A	Clemson	2	1
24	H	Duke	1	0	38	H	Arkansas	1	0	87	H	Auburn	2	1
					46	H	Furman	5	0	99	A	Missouri	1	2
					48	A	Georgia	0	2					
					48	N	Georgia	4	0					

Non-Div. I Games:

South Carolina

Average RPI Win:		97	WON-LOST RECORD		WINNING PCT. RANK		LAST 10 GAMES		STRENGTH OF SCHEDULE		OPP. STRENGTH OF SCHEDULE		TEAM RPI		ADJ RPI		CONF. RPI		ADJ CONF. RPI					
DIV. I ONLY			18-5-2		.76		26		7-2-1		37		26		15		.62494		15		5		4	
DIV. I NON-CONF.			6-3-2		.63636		87		1-1-1		38		21		39		.60216		37		4		4	
TOTALS		RPI 1-25		RPI 26-50				W-L RECORDS				RPI 51-100				RPI 101-150				RPI 150+				
18-5-2		2-3-0		4-0-1				OVERALL				5-2-1				3-0-0				4-0-0				
11-2-1		0-1-0		3-0-0				HOME				2-1-1				2-0-0				4-0-0				
4-3-0		0-2-0		1-0-0				AWAY				2-1-0				1-0-0				0-0-0				
3-0-1		2-0-0		0-0-1				NEUTRAL				1-0-0				0-0-0				0-0-0				
6-3-2		0-2-0		1-0-1				NON-CONFERENCE				2-1-1				1-0-0				2-0-0				
6-2-1		0-1-0		1-0-0				HOME				2-1-1				1-0-0				2-0-0				
0-1-0		0-1-0		0-0-				AWAY				0-0-0				0-0-0				0-0-0				
0-0-1		0-0-0		0-0-1				NEUTRAL				0-0-0				0-0-0				0-0-0				
12-2-0		2-1-0		3-0-0				CONFERENCE				3-1-0				2-0-0				2-0-0				
5-0-0		0-0-0		2-0-0				HOME				0-0-0				1-0-0				2-0-0				
4-2-0		0-1-0		1-0-0				AWAY				2-1-0				1-0-0				0-0-0				
3-0-0		2-0-0		0-0-0				NEUTRAL				1-0-0				0-0-0				0-0-0				
RPI	S	Opponent		Score		RPI	S	Opponent		Score		RPI	S	Opponent		Score		RPI	S	Opponent		Score		
4	A	North Carolina		0	2	29	N	Texas Tech		2	2	58	A	Tennessee		0	1	101	H	LSU		3	2	
12	A	Florida		0	2	34	H	Ole Miss		2	1	59	H	Baylor		0	0	121	H	Cal Poly		4	0	
12	N	Florida		2	1	38	H	Arkansas		4	3	60	H	Arizona St.		3	1	129	A	Alabama		3	0	
14	N	South Carolina		2	1	42	H	Utah		1	0	61	H	Pepperdine		1	3	174	H	Vanderbilt		3	0	
24	H	Duke		0	1	48	A	Georgia		2	1	87	A	Auburn		3	1	189	H	Massachusetts		3	1	
												87	N	Auburn		1	0	208	H	UTSA		1	0	
												91	H	San Diego		6	1	220	H	Mississippi St.		8	0	
												99	A	Missouri		2	1							
LAST 10 GAMES																								
4	A	North Carolina		0	2	87	N	Auburn		1	0													
29	N	Texas Tech		2	2	101	H	LSU		3	2													
42	H	Utah		1	0	12	A	Florida		0	2													
12	N	Florida		2	1	34	H	Ole Miss		2	1													
14	N	South Carolina		2	1	48	A	Georgia		2	1													

Non-Div. I Games:

Texas A&amp;M

Average RPI Win:		85	WON-LOST RECORD		WINNING PCT. RANK		LAST 10 GAMES		STRENGTH OF SCHEDULE		OPP. STRENGTH OF SCHEDULE		TEAM RPI		ADJ RPI		CONF. RPI		ADJ CONF. RPI	
DIV. I ONLY			15-6-1		.70455 41		6-4-0		31		15		17		.62406 16		3		3	
DIV. I NON-CONF.			9-0-1		.95 3		2-0-0		58		9		8		.67689 8		3		3	
TOTALS		RPI 1-25		RPI 26-50		W-L RECORDS		RPI 51-100		RPI 101-150		RPI 150+								
15-6-1		3-3-1		3-1-0		OVERALL		3-1-0		4-1-0		2-0-0								
7-4-1		0-1-1		2-1-0		HOME		1-1-0		2-1-0		2-0-0								
7-2-0		2-2-0		1-0-0		AWAY		2-0-0		2-0-0		0-0-0								
1-0-0		1-0-0		0-0-0		NEUTRAL		0-0-0		0-0-0		0-0-0								
9-0-1		2-0-1		2-0-0		NON-CONFERENCE		1-0-0		2-0-0		2-0-0								
5-0-1		0-0-1		1-0-0		HOME		0-0-0		2-0-0		2-0-0								
3-0-0		1-0-0		1-0-		AWAY		1-0-0		0-0-0		0-0-0								
1-0-0		1-0-0		0-0-0		NEUTRAL		0-0-0		0-0-0		0-0-0								
6-6-0		1-3-0		1-1-0		CONFERENCE		2-1-0		2-1-0		0-0-0								
2-4-0		0-1-0		1-1-0		HOME		1-1-0		0-1-0		0-0-0								
4-2-0		1-2-0		0-0-0		AWAY		1-0-0		2-0-0		0-0-0								
0-0-0		0-0-0		0-0-0		NEUTRAL		0-0-0		0-0-0		0-0-0								
RPI	S	Opponent		Score		RPI	S	Opponent		Score		RPI	S	Opponent		Score				
2	A	UCLA		0 2		26	A	Boston College		2 1		56	A	UConn		1 0				
2	H	UCLA		1 2		39	H	California		0 1		60	H	Arizona St.		0 1				
11	A	Santa Clara		3 2		42	H	Utah		1 0		69	A	Washington		1 0				
14	N	South Carolina		1 0		47	H	Maryland		3 0		83	H	Arizona		2 1				
20	H	Portland		1 1																
22	A	Colorado		2 0																
23	A	Washington St.		0 1																
						LAST 10 GAMES														
	2	A	UCLA		0 2			69	A	Washington		1 0								
	14	N	South Carolina		1 0			116	A	Oregon St.		4 1								
	109	H	Cal St. Fullerton		1 0			123	A	Oregon		2 1								
	39	H	California		0 1			42	H	Utah		1 0								
	23	A	Washington St.		0 1			111	H	Southern California		0 1								

Non-Div. I Games:

Stanford



Average RPI Win:	83	WON-LOST RECORD	WINNING PCT. RANK	LAST 10 GAMES	STRENGTH OF SCHEDULE	OPP. STRENGTH OF SCHEDULE	TEAM RPI	ADJ RPI	CONF. RPI	ADJ CONF. RPI		
Average RPI Loss:	27											
DIV. I ONLY		12-7-2	.61905	80	4-5-1	15	3	20	.61802	17	1	1
DIV. I NON-CONF.		7-0-0	1	1	2-0-0	29	10	4	.70695	4	1	1
<hr/>												
TOTALS	RPI 1-25	RPI 26-50		W-L RECORDS		RPI 51-100		RPI 101-150		RPI 150+		
12-7-2	3-4-2	1-2-0		OVERALL		5-0-0		1-1-0		2-0-0		
7-2-1	1-2-1	1-0-0		HOME		2-0-0		1-0-0		2-0-0		
3-5-1	1-2-1	0-2-0		AWAY		2-0-0		0-1-0		0-0-0		
2-0-0	1-0-0	0-0-0		NEUTRAL		1-0-0		0-0-0		0-0-0		
7-0-0	2-0-0	1-0-0		NON-CONFERENCE		2-0-0		1-0-0		1-0-0		
4-0-0	0-0-0	1-0-0		HOME		1-0-0		1-0-0		1-0-0		
1-0-0	1-0-0	0-0-		AWAY		0-0-0		0-0-0		0-0-0		
2-0-0	1-0-0	0-0-0		NEUTRAL		1-0-0		0-0-0		0-0-0		
5-7-2	1-4-2	0-2-0		CONFERENCE		3-0-0		0-1-0		1-0-0		
3-2-1	1-2-1	0-0-0		HOME		1-0-0		0-0-0		1-0-0		
2-5-1	0-2-1	0-2-0		AWAY		2-0-0		0-1-0		0-0-0		
0-0-0	0-0-0	0-0-0		NEUTRAL		0-0-0		0-0-0		0-0-0		
RPI S	Opponent	Score	RPI S	Opponent	Score	RPI S	Opponent	Score	RPI S	Opponent	Score	
1 A	Virginia	0 2	26 A	Boston College	0 1	69 N	Washington	1 0	103 A	North Carolina St.	1 2	
1 H	Virginia	0 2	33 H	Kentucky	3 1	73 H	Miami (FL)	4 0	129 H	Alabama	3 0	
3 H	Florida St.	0 0	47 A	Maryland	0 1	76 A	Clemson	1 0	180 H	Morehead St.	2 0	
4 H	North Carolina	1 2				78 H	North Texas	2 1	202 H	Pittsburgh	3 1	
5 A	Virginia Tech	1 2				100 A	Syracuse	1 0				
9 N	Penn St.	1 0										
20 A	Portland	3 2										
24 H	Duke	3 1										
25 A	Notre Dame	1 1										
<hr/>												
LAST 10 GAMES												
1 A	Virginia	0 2	202 H	Pittsburgh	3 1							
9 N	Penn St.	1 0	76 A	Clemson	1 0							
180 H	Morehead St.	2 0	5 A	Virginia Tech	1 2							
103 A	North Carolina St.	1 2	1 H	Virginia	0 2							
4 H	North Carolina	1 2	25 A	Notre Dame	1 1							

Non-Div. I Games:

Wake Forest

Average RPI Win:	176	WON-LOST	WINNING	LAST 10	STRENGTH OF	OPP. STRENGTH	TEAM	ADJ	CONF.	ADJ CONF.		
Average RPI Loss:	15	RECORD	PCT. RANK	GAMES	SCHEDULE	OF SCHEDULE	RPI	RPI	RPI	RPI		
DIV. I ONLY		18-2-1	.88095	3	9-1-0	97	129	18	.61802	17	24	24
DIV. I NON-CONF.		9-2-1	.79167	28	0-1-0	45	24	17	.63807	17	26	26
<hr/>												
TOTALS	RPI 1-25	RPI 26-50		W-L RECORDS		RPI 51-100		RPI 101-150		RPI 150+		
18-2-1	2-2-0	1-0-0		OVERALL		1-0-0		1-0-1		13-0-0		
9-1-0	2-1-0	0-0-0		HOME		0-0-0		1-0-0		6-0-0		
7-1-1	0-1-0	1-0-0		AWAY		1-0-0		0-0-1		5-0-0		
2-0-0	0-0-0	0-0-0		NEUTRAL		0-0-0		0-0-0		2-0-0		
<hr/>												
9-2-1	2-2-0	1-0-0		NON-CONFERENCE		1-0-0		1-0-1		4-0-0		
5-1-0	2-1-0	0-0-0		HOME		0-0-0		1-0-0		2-0-0		
3-1-1	0-1-0	1-0-		AWAY		1-0-0		0-0-1		1-0-0		
1-0-0	0-0-0	0-0-0		NEUTRAL		0-0-0		0-0-0		1-0-0		
<hr/>												
9-0-0	0-0-0	0-0-0		CONFERENCE		0-0-0		0-0-0		9-0-0		
4-0-0	0-0-0	0-0-0		HOME		0-0-0		0-0-0		4-0-0		
4-0-0	0-0-0	0-0-0		AWAY		0-0-0		0-0-0		4-0-0		
1-0-0	0-0-0	0-0-0		NEUTRAL		0-0-0		0-0-0		1-0-0		
<hr/>												
RPI S	Opponent	Score		RPI S	Opponent	Score		RPI S	Opponent	Score		
8 A	Nebraska	1	2	28 A	BYU	1	0	84 A	UC Irvine	3	2	
21 H	Colorado Col.	2	1									
22 H	Colorado	3	0									
22 H	Colorado	0	1									

Non-Div. I Games:

Denver

Average RPI Win: 119		WON-LOST RECORD		WINNING PCT. RANK		LAST 10 GAMES		STRENGTH OF SCHEDULE		OPP. STRENGTH OF SCHEDULE		TEAM RPI		ADJ RPI		CONF. RPI		ADJ CONF. RPI	
DIV. I ONLY		16-4-3		.76087 25		7-2-1		50		22		16		.6176 19		6		6	
DIV. I NON-CONF.		6-3-3		.625 91		0-1-1		61		5		54		.5857 53		6		6	
TOTALS		RPI 1-25		RPI 26-50		W-L RECORDS		RPI 51-100		RPI 101-150		RPI 150+							
16-4-3		0-2-2		3-2-1		OVERALL		3-0-0		6-0-0		4-0-0							
9-1-1		0-0-0		1-1-1		HOME		0-0-0		4-0-0		4-0-0							
3-2-2		0-1-2		1-1-0		AWAY		1-0-0		1-0-0		0-0-0							
4-1-0		0-1-0		1-0-0		NEUTRAL		2-0-0		1-0-0		0-0-0							
6-3-3		0-2-2		0-1-1		NON-CONFERENCE		1-0-0		1-0-0		4-0-0							
5-1-1		0-0-0		0-1-1		HOME		0-0-0		1-0-0		4-0-0							
0-1-2		0-1-2		0-0-		AWAY		0-0-0		0-0-0		0-0-0							
1-1-0		0-1-0		0-0-0		NEUTRAL		1-0-0		0-0-0		0-0-0							
10-1-0		0-0-0		3-1-0		CONFERENCE		2-0-0		5-0-0		0-0-0							
4-0-0		0-0-0		1-0-0		HOME		0-0-0		3-0-0		0-0-0							
3-1-0		0-0-0		1-1-0		AWAY		1-0-0		1-0-0		0-0-0							
3-0-0		0-0-0		1-0-0		NEUTRAL		1-0-0		1-0-0		0-0-0							
RPI	S	Opponent		Score		RPI	S	Opponent		Score		RPI	S	Opponent		Score			
4	N	North Carolina		2	4	29	A	Texas Tech		0	2	59	A	Baylor		4	3		
5	A	Virginia Tech		0	1	32	H	Rutgers		0	0	59	N	Baylor		1	0		
9	A	Penn St.		2	2	33	H	Kentucky		2	4	100	N	Syracuse		2	1		
24	A	Duke		1	1	44	A	Oklahoma St.		2	1								
						44	N	Oklahoma St.		1	0								
						50	H	Texas		2	1								

Non-Div. I Games:

West Virginia

Average RPI Win:		139	WON-LOST RECORD		WINNING PCT. RANK		LAST 10 GAMES		STRENGTH OF SCHEDULE		OPP. STRENGTH OF SCHEDULE		TEAM RPI		ADJ RPI		CONF. RPI		ADJ CONF. RPI	
DIV. I ONLY			17-3-1		.83333 7		8-2-0		96		67		19		.61735 20		9		9	
DIV. I NON-CONF.			9-2-1		.79167 28		1-1-0		67		23		25		.62462 22		8		8	
TOTALS		RPI 1-25		RPI 26-50		W-L RECORDS		RPI 51-100		RPI 101-150		RPI 150+								
17-3-1		2-1-1		0-2-0		OVERALL		6-0-0		1-0-0		8-0-0								
10-2-0		2-1-0		0-1-0		HOME		3-0-0		0-0-0		5-0-0								
7-0-1		0-0-1		0-0-0		AWAY		3-0-0		1-0-0		3-0-0								
0-1-0		0-0-0		0-1-0		NEUTRAL		0-0-0		0-0-0		0-0-0								
9-2-1		1-1-1		0-1-0		NON-CONFERENCE		4-0-0		1-0-0		3-0-0								
6-1-0		1-1-0		0-0-0		HOME		2-0-0		0-0-0		3-0-0								
3-0-1		0-0-1		0-0-		AWAY		2-0-0		1-0-0		0-0-0								
0-1-0		0-0-0		0-1-0		NEUTRAL		0-0-0		0-0-0		0-0-0								
8-1-0		1-0-0		0-1-0		CONFERENCE		2-0-0		0-0-0		5-0-0								
4-1-0		1-0-0		0-1-0		HOME		1-0-0		0-0-0		2-0-0								
4-0-0		0-0-0		0-0-0		AWAY		1-0-0		0-0-0		3-0-0								
0-0-0		0-0-0		0-0-0		NEUTRAL		0-0-0		0-0-0		0-0-0								
RPI	S	Opponent		Score		RPI	S	Opponent		Score		RPI	S	Opponent		Score				
6	H	Marquette		1	0	28	H	BYU		0	1	61	A	Pepperdine		3	1			
11	H	Santa Clara		3	1	41	N	Illinois		3	4	69	A	Washington		3	0			
16	A	Stanford		1	1							75	H	Seattle		2	0			
17	H	Wake Forest		2	3							80	A	San Diego St.		2	1			
												91	H	San Diego		2	0			
												99	H	Missouri		3	2			
														Oregon		2	1			
														Central Mich.		1	0			
														San Francisco		1	0			
														St. Mary's (CA)		3	1			
														Gonzaga		2	1			
														Loyola Marymount		2	0			
														Wyoming		4	2			
														Nevada		2	0			
														Pacific		1	0			
LAST 10 GAMES																				
						41	N	Illinois		3	4	28	H	BYU		0	1			
						75	H	Seattle		2	0	91	H	San Diego		2	0			
						168	H	San Francisco		1	0	228	H	Gonzaga		2	1			
						11	H	Santa Clara		3	1	61	A	Pepperdine		3	1			
						177	A	St. Mary's (CA)		3	1	244	A	Loyola Marymount		2	0			

Non-Div. I Games:

Portland

Average RPI Win:		145	WON-LOST RECORD		WINNING PCT. RANK		LAST 10 GAMES		STRENGTH OF SCHEDULE		OPP. STRENGTH OF SCHEDULE		TEAM RPI		ADJ RPI		CONF. RPI		ADJ CONF. RPI	
Average RPI Loss:		34																		
DIV. I ONLY			15-4-3		.75 28		6-1-3		38		89		21		.61037 21		11		11	
DIV. I NON-CONF.			5-3-1		.61111 102		0-0-1		18		37		37		.60183 39		12		12	
TOTALS		RPI 1-25		RPI 26-50		W-L RECORDS		RPI 51-100		RPI 101-150		RPI 150+								
15-4-3		0-3-1		1-0-0		OVERALL		3-1-1		4-0-0		7-0-1								
9-0-1		0-0-1		1-0-0		HOME		2-0-0		2-0-0		4-0-0								
3-4-1		0-3-0		0-0-0		AWAY		0-1-0		1-0-0		2-0-1								
3-0-1		0-0-0		0-0-0		NEUTRAL		1-0-1		1-0-0		1-0-0								
5-3-1		0-3-1		1-0-0		NON-CONFERENCE		0-0-0		2-0-0		2-0-0								
4-0-1		0-0-1		1-0-0		HOME		0-0-0		2-0-0		1-0-0								
0-3-0		0-3-0		0-0-		AWAY		0-0-0		0-0-0		0-0-0								
1-0-0		0-0-0		0-0-0		NEUTRAL		0-0-0		0-0-0		1-0-0								
10-1-2		0-0-0		0-0-0		CONFERENCE		3-1-1		2-0-0		5-0-1								
5-0-0		0-0-0		0-0-0		HOME		2-0-0		0-0-0		3-0-0								
3-1-1		0-0-0		0-0-0		AWAY		0-1-0		1-0-0		2-0-1								
2-0-1		0-0-0		0-0-0		NEUTRAL		1-0-1		1-0-0		0-0-0								
RPI S	Opponent		Score		RPI S	Opponent		Score		RPI S	Opponent		Score		RPI S	Opponent		Score		
6 A	Marquette		1	3	50 H	Texas		2	0	77 H	Tulsa		2	0	139 H	Drexel		3	0	
17 A	Denver		1	2						77 N	Tulsa		2	2	141 A	East Carolina		1	0	
22 A	Colorado		0	1						78 H	North Texas		3	2	141 N	East Carolina		5	0	
24 H	Duke		1	1						78 N	North Texas		3	0	150 H	Appalachian St.		4	0	
										90 A	UTEP		1	2	157 A	Rice		4	3	
															167 H	FIU		3	0	
															173 A	Middle Tenn.		2	0	
															199 H	Ball St.		2	0	
															200 H	Southern Miss.		5	1	
															203 H	Louisiana Tech		1	0	
															208 A	UTSA		0	0	
															223 N	Loyola Chicago		2	0	
LAST 10 GAMES																				
24 H	Duke		1	1	90 A	UTEP		1	2											
78 N	North Texas		3	0	203 H	Louisiana Tech		1	0											
141 N	East Carolina		5	0	208 A	UTSA		0	0											
77 N	Tulsa		2	2	157 A	Rice		4	3											
200 H	Southern Miss.		5	1	77 H	Tulsa		2	0											

Non-Div. I Games:

Colorado Col.

Average RPI Win:	118	WON-LOST	WINNING	LAST 10	STRENGTH OF	OPP. STRENGTH	TEAM	ADJ	CONF.	ADJ CONF.		
Average RPI Loss:	27	RECORD	PCT. RANK	GAMES	SCHEDULE	OF SCHEDULE	RPI	RPI	RPI	RPI		
DIV. I ONLY		14-7-2	.65217	60	4-4-2	20	40	24	.60956	22	3	3
DIV. I NON-CONF.		10-2-0	.83333	20	2-1-0	13	60	10	.66418	10	3	3
<hr/>												
TOTALS	RPI 1-25	RPI 26-50		W-L RECORDS		RPI 51-100		RPI 101-150		RPI 150+		
14-7-2	2-5-0	1-1-1		OVERALL		1-1-1		5-0-0		5-0-0		
8-2-0	1-2-0	0-0-0		HOME		0-0-0		4-0-0		3-0-0		
2-5-2	1-3-0	0-1-1		AWAY		1-1-1		0-0-0		0-0-0		
4-0-0	0-0-0	1-0-0		NEUTRAL		0-0-0		1-0-0		2-0-0		
10-2-0	2-2-0	1-0-0		NON-CONFERENCE		0-0-0		2-0-0		5-0-0		
5-0-0	1-0-0	0-0-0		HOME		0-0-0		1-0-0		3-0-0		
1-2-0	1-2-0	0-0-		AWAY		0-0-0		0-0-0		0-0-0		
4-0-0	0-0-0	1-0-0		NEUTRAL		0-0-0		1-0-0		2-0-0		
4-5-2	0-3-0	0-1-1		CONFERENCE		1-1-1		3-0-0		0-0-0		
3-2-0	0-2-0	0-0-0		HOME		0-0-0		3-0-0		0-0-0		
1-3-2	0-1-0	0-1-1		AWAY		1-1-1		0-0-0		0-0-0		
0-0-0	0-0-0	0-0-0		NEUTRAL		0-0-0		0-0-0		0-0-0		
RPI S	Opponent	Score	RPI S	Opponent	Score	RPI S	Opponent	Score	RPI S	Opponent	Score	
2 H	UCLA	0 1	28 N	BYU	2 1	60 A	Arizona St.	2 2	102 H	Stony Brook	4 0	
3 A	Florida St.	0 4	39 A	California	1 1	69 A	Washington	1 0	111 H	Southern California	2 1	
16 H	Stanford	0 2	42 A	Utah	1 2	83 A	Arizona	0 3	116 H	Oregon St.	2 1	
17 A	Denver	0 3							123 H	Oregon	1 0	
17 A	Denver	1 0							129 N	Alabama	1 0	
21 H	Colorado Col.	1 0							153 N	UT Martin	4 1	
23 A	Washington St.	0 3							159 H	UNLV	3 1	
									162 N	Northern Colo.	3 0	
									177 H	St. Mary's (CA)	2 0	
									288 H	Air Force	2 0	
<hr/>												
LAST 10 GAMES												
3 A	Florida St.	0 4	60 A	Arizona St.	2 2	2 H	UCLA	0 1				
28 N	BYU	2 1	2 H	UCLA	0 1	111 H	Southern California	2 1				
17 A	Denver	1 0	39 A	California	1 1							
42 A	Utah	1 2	69 A	Washington	1 0							
83 A	Arizona	0 3										

Non-Div. I Games:

Colorado

Average RPI Win:	108	WON-LOST	WINNING	LAST 10	STRENGTH OF	OPP. STRENGTH	TEAM	ADJ	CONF.	ADJ CONF.		
Average RPI Loss:	53	RECORD	PCT. RANK	GAMES	SCHEDULE	OF SCHEDULE	RPI	RPI	RPI	RPI		
DIV. I ONLY		14-3-4	.7619	23	7-2-1	64	45	22	.60855	23	3	3
DIV. I NON-CONF.		7-0-3	.85	15	0-0-1	92	123	27	.61345	27	3	3
<hr/>												
TOTALS	RPI 1-25	RPI 26-50		W-L RECORDS		RPI 51-100		RPI 101-150		RPI 150+		
14-3-4	2-1-0	1-1-2		OVERALL		6-0-0		2-1-2		3-0-0		
6-2-1	2-0-0	1-1-1		HOME		0-0-0		0-1-0		3-0-0		
7-1-3	0-1-0	0-0-1		AWAY		5-0-0		2-0-2		0-0-0		
1-0-0	0-0-0	0-0-0		NEUTRAL		1-0-0		0-0-0		0-0-0		
7-0-3	0-0-0	0-0-2		NON-CONFERENCE		3-0-0		1-0-1		3-0-0		
3-0-1	0-0-0	0-0-1		HOME		0-0-0		0-0-0		3-0-0		
3-0-2	0-0-0	0-1-		AWAY		2-0-0		1-0-1		0-0-0		
1-0-0	0-0-0	0-0-0		NEUTRAL		1-0-0		0-0-0		0-0-0		
7-3-1	2-1-0	1-1-0		CONFERENCE		3-0-0		1-1-1		0-0-0		
3-2-0	2-0-0	1-1-0		HOME		0-0-0		0-1-0		0-0-0		
4-1-1	0-1-0	0-0-0		AWAY		3-0-0		1-0-1		0-0-0		
0-0-0	0-0-0	0-0-0		NEUTRAL		0-0-0		0-0-0		0-0-0		
RPI	S	Opponent	Score	RPI	S	Opponent	Score	RPI	S	Opponent	Score	
2	A	UCLA	0 2	39	H	California	3 1	60	A	Arizona St.	1 0	
16	H	Stanford	1 0	41	H	Illinois	0 0	69	A	Washington	1 0	
22	H	Colorado	3 0	42	H	Utah	3 4	75	A	Seattle	3 1	
				44	A	Oklahoma St.	2 2	83	A	Arizona	4 0	
								84	A	UC Irvine	4 0	
								93	N	Weber St.	1 0	

Non-Div. I Games:

Washington St.

Duke				Through Games Of Sunday, Dec. 08, 2013										
Average RPI Win:	95	WON-LOST RECORD	WINNING PCT. RANK	LAST 10 GAMES	STRENGTH OF SCHEDULE	OPP. STRENGTH OF SCHEDULE	TEAM RPI	ADJ RPI	CONF. RPI	ADJ CONF. RPI				
DIV. I ONLY		9-9-6	.5 147	4-3-3	1	6	25	.60849 24	1	1				
DIV. I NON-CONF.		4-2-3	.61111 102	1-0-2	2	17	12	.65744 12	1	1				
TOTALS		RPI 1-25		RPI 26-50		W-L RECORDS		RPI 51-100		RPI 101-150		RPI 150+		
9-9-6		3-8-3		1-1-1		OVERALL		1-0-2		1-0-0		3-0-0		
4-3-3		1-3-2		0-0-1		HOME		1-0-0		1-0-0		1-0-0		
3-6-3		2-5-1		1-1-0		AWAY		0-0-2		0-0-0		0-0-0		
2-0-0		0-0-0		0-0-0		NEUTRAL		0-0-0		0-0-0		2-0-0		
4-2-3		2-2-2		0-0-1		NON-CONFERENCE		0-0-0		0-0-0		2-0-0		
1-1-2		1-1-1		0-0-1		HOME		0-0-0		0-0-0		0-0-0		
1-1-1		1-1-1		0-0-		AWAY		0-0-0		0-0-0		0-0-0		
2-0-0		0-0-0		0-0-0		NEUTRAL		0-0-0		0-0-0		2-0-0		
5-7-3		1-6-1		1-1-0		CONFERENCE		1-0-2		1-0-0		1-0-0		
3-2-1		0-2-1		0-0-0		HOME		1-0-0		1-0-0		1-0-0		
2-5-2		1-4-0		1-1-0		AWAY		0-0-2		0-0-0		0-0-0		
0-0-0		0-0-0		0-0-0		NEUTRAL		0-0-0		0-0-0		0-0-0		
RPI S	Opponent		Score		RPI S	Opponent		Score		RPI S	Opponent		Score	
1	H	Virginia	2	3	26	A	Boston College	1	4	73	H	Miami (FL)	3	0
2	H	UCLA	1	2	38	H	Arkansas	2	2	76	A	Clemson	0	0
3	A	Florida St.	0	2	47	A	Maryland	2	1	100	A	Syracuse	2	2
3	H	Florida St.	1	2										
4	A	North Carolina	0	3										
5	A	Virginia Tech	0	3										
5	H	Virginia Tech	1	1										
12	H	Florida	1	0										
14	A	South Carolina	0	1										
15	A	Texas A&M	1	0										
17	A	Wake Forest	1	3										
19	H	West Virginia	1	1										
21	A	Colorado Col.	1	1										
25	A	Notre Dame	2	1										
LAST 10 GAMES														
5	A	Virginia Tech	0	3	4	A	North Carolina	0	3					
38	H	Arkansas	2	2	202	H	Pittsburgh	6	3					
12	H	Florida	1	0	103	H	North Carolina St.	1	0					
21	A	Colorado Col.	1	1	25	A	Notre Dame	2	1					
3	A	Florida St.	0	2	76	A	Clemson	0	0					

Non-Div. I Games:

Duke



Average RPI Win:	94	WON-LOST RECORD	WINNING PCT. RANK	LAST 10 GAMES	STRENGTH OF SCHEDULE	OPP. STRENGTH OF SCHEDULE	TEAM RPI	ADJ RPI	CONF. RPI	ADJ CONF. RPI					
Average RPI Loss:	15														
DIV. I ONLY		13-8-1	.61364	87	4-6-0	16	5	23	.60808	25	1	1			
DIV. I NON-CONF.		6-2-0	.75	41	2-1-0	22	19	16	.63965	16	1	1			
<hr/>															
TOTALS	RPI 1-25	RPI 26-50		W-L RECORDS		RPI 51-100		RPI 101-150		RPI 150+					
13-8-1	1-7-1	4-0-0		OVERALL		3-1-0		1-0-0		4-0-0					
9-2-1	0-2-1	4-0-0		HOME		1-0-0		0-0-0		4-0-0					
3-6-0	1-5-0	0-0-0		AWAY		1-1-0		1-0-0		0-0-0					
1-0-0	0-0-0	0-0-0		NEUTRAL		1-0-0		0-0-0		0-0-0					
<hr/>															
6-2-0	0-2-0	2-0-0		NON-CONFERENCE		1-0-0		0-0-0		3-0-0					
5-1-0	0-1-0	2-0-0		HOME		0-0-0		0-0-0		3-0-0					
0-1-0	0-1-0	0-0-		AWAY		0-0-0		0-0-0		0-0-0					
1-0-0	0-0-0	0-0-0		NEUTRAL		1-0-0		0-0-0		0-0-0					
<hr/>															
7-6-1	1-5-1	2-0-0		CONFERENCE		2-1-0		1-0-0		1-0-0					
4-1-1	0-1-1	2-0-0		HOME		1-0-0		0-0-0		1-0-0					
3-5-0	1-4-0	0-0-0		AWAY		1-1-0		1-0-0		0-0-0					
0-0-0	0-0-0	0-0-0		NEUTRAL		0-0-0		0-0-0		0-0-0					
<hr/>															
RPI	S	Opponent	Score	RPI	S	Opponent	Score	RPI	S	Opponent	Score				
1	A	Virginia	2 3	26	H	Boston College	3 1	73	A	Miami (FL)	0 2	103	A	North Carolina St.	3 1
2	H	UCLA	0 1	37	H	Iowa	4 1	76	A	Clemson	2 0	156	H	Oakland	4 0
3	A	Florida St.	1 2	41	H	Illinois	4 1	97	N	Western Mich.	1 0	160	H	Detroit	4 0
4	A	North Carolina	1 0	47	H	Maryland	5 0	100	H	Syracuse	1 0	179	H	Northwestern	4 1
5	A	Virginia Tech	0 1									202	H	Pittsburgh	3 0
5	A	Virginia Tech	1 2												
7	A	Michigan	0 1												
17	H	Wake Forest	1 1												
24	H	Duke	1 2												
<hr/>															
LAST 10 GAMES															
7	A	Michigan	0 1	76	A	Clemson	2 0								
97	N	Western Mich.	1 0	26	H	Boston College	3 1								
37	H	Iowa	4 1	24	H	Duke	1 2								
5	A	Virginia Tech	1 2	5	A	Virginia Tech	0 1								
3	A	Florida St.	1 2	1	A	Virginia	2 3								

Non-Div. I Games:

Notre Dame

Average RPI Win:		82	WON-LOST RECORD		WINNING PCT. RANK		LAST 10 GAMES		STRENGTH OF SCHEDULE		OPP. STRENGTH OF SCHEDULE		TEAM RPI	ADJ RPI	CONF. RPI	ADJ CONF. RPI								
DIV. I ONLY			13-10-1		.5625		113		6-3-1		11		4		27		.60475		26		1		1	
DIV. I NON-CONF.			7-2-0		.77778		32		4-0-0		32		11		15		.64745		15		1		1	
TOTALS		RPI 1-25		RPI 26-50		W-L RECORDS		RPI 51-100		RPI 101-150		RPI 150+												
13-10-1		3-8-0		3-0-0		OVERALL		3-2-1		2-0-0		2-0-0												
6-5-0		2-4-0		1-0-0		HOME		2-1-0		1-0-0		0-0-0												
6-5-1		1-4-0		1-0-0		AWAY		1-1-1		1-0-0		2-0-0												
1-0-0		0-0-0		1-0-0		NEUTRAL		0-0-0		0-0-0		0-0-0												
7-2-0		1-1-0		2-0-0		NON-CONFERENCE		2-1-0		1-0-0		1-0-0												
3-2-0		0-1-0		1-0-0		HOME		1-1-0		1-0-0		0-0-0												
3-0-0		1-0-0		0-0-		AWAY		1-0-0		0-0-0		1-0-0												
1-0-0		0-0-0		1-0-0		NEUTRAL		0-0-0		0-0-0		0-0-0												
6-8-1		2-7-0		1-0-0		CONFERENCE		1-1-1		1-0-0		1-0-0												
3-3-0		2-3-0		0-0-0		HOME		1-0-0		0-0-0		0-0-0												
3-5-1		0-4-0		1-0-0		AWAY		0-1-1		1-0-0		1-0-0												
0-0-0		0-0-0		0-0-0		NEUTRAL		0-0-0		0-0-0		0-0-0												
RPI	S	Opponent		Score		RPI	S	Opponent		Score		RPI	S	Opponent		Score								
1	H	Virginia		1 2		30	H	Boston U.		1 0		55	H	Ohio St.		1 0								
3	A	Florida St.		0 4		41	N	Illinois		4 1		56	H	UConn		0 1								
3	A	Florida St.		3 4		47	A	Maryland		1 0		73	A	Miami (FL)		3 3								
4	A	North Carolina		0 1								76	A	Clemson		1 2								
4	H	North Carolina		0 1								92	A	Hofstra		6 5								
5	H	Virginia Tech		0 1								100	H	Syracuse		2 1								
8	A	Nebraska		4 1																				
16	H	Stanford		1 2																				
17	H	Wake Forest		1 0																				
24	H	Duke		4 1																				
25	A	Notre Dame		1 3																				
LAST 10 GAMES																								
3 A Florida St.						0 4						100 H Syracuse						2 1						
41 N Illinois						4 1						47 A Maryland						1 0						
8 A Nebraska						4 1						25 A Notre Dame						1 3						
140 H Northeastern						2 0						73 A Miami (FL)						3 3						
4 A North Carolina						0 1						211 A Central Conn. St.						7 0						

Non-Div. I Games:

Boston College

Average RPI Win:	127	WON-LOST RECORD	WINNING PCT. RANK	LAST 10 GAMES	STRENGTH OF SCHEDULE	OPP. STRENGTH OF SCHEDULE	TEAM RPI	ADJ RPI	CONF. RPI	ADJ CONF. RPI	
Average RPI Loss:	32										
DIV. I ONLY	12-5-2	.68421	44	7-2-1	34	47	26	.60377	27	7	7
DIV. I NON-CONF.	4-3-2	.55556	129	0-0-1	27	15	51	.58845	51	7	7
<hr/>											
TOTALS	RPI 1-25	RPI 26-50		W-L RECORDS		RPI 51-100		RPI 101-150		RPI 150+	
12-5-2	0-2-1	1-2-0		OVERALL		4-1-1		3-0-0		4-0-0	
6-3-1	0-1-0	1-1-0		HOME		3-1-1		0-0-0		2-0-0	
6-2-0	0-1-0	0-1-0		AWAY		1-0-0		3-0-0		2-0-0	
0-0-1	0-0-1	0-0-0		NEUTRAL		0-0-0		0-0-0		0-0-0	
<hr/>											
4-3-2	0-1-1	0-2-0		NON-CONFERENCE		1-0-1		1-0-0		2-0-0	
3-1-1	0-0-0	0-1-0		HOME		1-0-1		0-0-0		2-0-0	
1-2-0	0-1-0	0-0-		AWAY		0-0-0		1-0-0		0-0-0	
0-0-1	0-0-1	0-0-0		NEUTRAL		0-0-0		0-0-0		0-0-0	
<hr/>											
8-2-0	0-1-0	1-0-0		CONFERENCE		3-1-0		2-0-0		2-0-0	
3-2-0	0-1-0	1-0-0		HOME		2-1-0		0-0-0		0-0-0	
5-0-0	0-0-0	0-0-0		AWAY		1-0-0		2-0-0		2-0-0	
0-0-0	0-0-0	0-0-0		NEUTRAL		0-0-0		0-0-0		0-0-0	
<hr/>											
RPI S	Opponent	Score		RPI S	Opponent	Score		RPI S	Opponent	Score	
5 N	Virginia Tech	1	1	32 H	Rutgers	4	1	53 H	South Fla.	3	0
6 A	Marquette	2	3	33 A	Kentucky	0	2	56 A	UConn	3	2
13 H	UCF	0	1	41 H	Illinois	4	5	64 H	Butler	2	0
								65 H	Memphis	1	2
								65 H	Memphis	3	2
								66 H	Illinois St.	1	1

Non-Div. I Games:

Louisville

Average RPI Win:	120	WON-LOST RECORD	WINNING PCT. RANK	LAST 10 GAMES	STRENGTH OF SCHEDULE	OPP. STRENGTH OF SCHEDULE	TEAM RPI	ADJ RPI	CONF. RPI	ADJ CONF. RPI	
Average RPI Loss:	46										
DIV. I ONLY	15-5-1	.7381	31	8-2-0	72	60	28	.60186	28	9	9
DIV. I NON-CONF.	7-4-1	.625	91	1-1-0	47	12	45	.59541	43	8	8
<hr/>											
TOTALS	RPI 1-25	RPI 26-50		W-L RECORDS	RPI 51-100		RPI 101-150		RPI 150+		
15-5-1	2-3-0	1-0-0		OVERALL	4-2-0		3-0-1		5-0-0		
10-2-0	1-1-0	1-0-0		HOME	3-1-0		2-0-0		3-0-0		
5-2-1	1-1-0	0-0-0		AWAY	1-1-0		1-0-1		2-0-0		
0-1-0	0-1-0	0-0-0		NEUTRAL	0-0-0		0-0-0		0-0-0		
<hr/>											
7-4-1	1-2-0	1-0-0		NON-CONFERENCE	2-2-0		3-0-1		0-0-0		
5-2-0	1-1-0	1-0-0		HOME	1-1-0		2-0-0		0-0-0		
2-1-1	0-0-0	0-0-		AWAY	1-1-0		1-0-1		0-0-0		
0-1-0	0-1-0	0-0-0		NEUTRAL	0-0-0		0-0-0		0-0-0		
<hr/>											
8-1-0	1-1-0	0-0-0		CONFERENCE	2-0-0		0-0-0		5-0-0		
5-0-0	0-0-0	0-0-0		HOME	2-0-0		0-0-0		3-0-0		
3-1-0	1-1-0	0-0-0		AWAY	0-0-0		0-0-0		2-0-0		
0-0-0	0-0-0	0-0-0		NEUTRAL	0-0-0		0-0-0		0-0-0		
<hr/>											
RPI S	Opponent	Score		RPI S	Opponent	Score		RPI S	Opponent	Score	
8 H	Nebraska	3	0	42 H	Utah	1	0	59 A	Baylor	2	1
11 A	Santa Clara	1	2					101 A	LSU	4	2
17 H	Denver	0	1					61 H	Pepperdine	1	0
20 A	Portland	1	0					84 H	UC Irvine	0	1
22 N	Colorado	1	2					123 A	Oregon	0	0
								135 H	Oklahoma	3	2
								168 A	San Francisco	2	0
								177 H	St. Mary's (CA)	6	1
								228 A	Gonzaga	1	0
								244 H	Loyola Marymount	2	0
								265 H	Pacific	3	1
<hr/>											
				LAST 10 GAMES							
				22 N	Colorado	1	2	20 A	Portland	1	0
				93 H	Weber St.	4	0	228 A	Gonzaga	1	0
				177 H	St. Mary's (CA)	6	1	244 H	Loyola Marymount	2	0
				265 H	Pacific	3	1	61 H	Pepperdine	1	0
				91 H	San Diego	1	0	11 A	Santa Clara	1	2

Non-Div. I Games:

BYU

Average RPI Win:		145	WON-LOST RECORD		WINNING PCT. RANK	LAST 10 GAMES		STRENGTH OF SCHEDULE		OPP. STRENGTH OF SCHEDULE	TEAM RPI	ADJ RPI	CONF. RPI	ADJ CONF. RPI			
Average RPI Loss:		71															
DIV. I ONLY			18-2-3		.84783	6		7-1-2		164	68	31	.5978	29	6	6	
DIV. I NON-CONF.			11-1-1		.88462	10		2-0-1		195	119	53	.58917	48	6	6	
TOTALS		RPI 1-25		RPI 26-50		W-L RECORDS		RPI 51-100		RPI 101-150		RPI 150+					
18-2-3		1-0-1		2-1-1		OVERALL		2-1-1		6-0-0		7-0-0					
10-1-0		1-0-0		2-0-0		HOME		0-1-0		3-0-0		4-0-0					
4-0-2		0-0-0		0-0-1		AWAY		1-0-1		2-0-0		1-0-0					
4-1-1		0-0-1		0-1-0		NEUTRAL		1-0-0		1-0-0		2-0-0					
11-1-1		0-0-1		1-0-0		NON-CONFERENCE		2-1-0		1-0-0		7-0-0					
6-1-0		0-0-0		1-0-0		HOME		0-1-0		1-0-0		4-0-0					
2-0-0		0-0-0		0-0-		AWAY		1-0-0		0-0-0		1-0-0					
3-0-1		0-0-1		0-0-0		NEUTRAL		1-0-0		0-0-0		2-0-0					
7-1-2		1-0-0		1-1-1		CONFERENCE		0-0-1		5-0-0		0-0-0					
4-0-0		1-0-0		1-0-0		HOME		0-0-0		2-0-0		0-0-0					
2-0-2		0-0-0		0-0-1		AWAY		0-0-1		2-0-0		0-0-0					
1-1-0		0-0-0		0-1-0		NEUTRAL		0-0-0		1-0-0		0-0-0					
RPI	S	Opponent		Score		RPI	S	Opponent		Score		RPI	S	Opponent		Score	
15	N	Texas A&M		2	2	35	H	Minnesota		3	0	59	A	Baylor		0	0
19	H	West Virginia		2	0	44	A	Oklahoma St.		0	0	60	N	Arizona St.		1	0
						44	N	Oklahoma St.		0	1	83	A	Arizona		2	0
						50	H	Texas		1	0	98	H	Long Beach St.		2	3
														109 H Cal St. Fullerton		1	0
														124 H Kansas		1	0
														132 A Iowa St.		2	1
														133 H TCU		2	0
														133 N TCU		1	0
														135 A Oklahoma		2	1
														181 N UC Santa Barbara		2	0
														182 H Idaho St.		3	0
														193 N UC Davis		3	0
														204 H Cal St. Northridge		3	1
														213 A New Mexico		1	0
														299 H Colorado St.		6	0
														325 H Ark.-Pine Bluff		8	0
LAST 10 GAMES																	
15	N	Texas A&M		2	2	19	H	West Virginia		2	0						
35	H	Minnesota		3	0	124	H	Kansas		1	0						
44	N	Oklahoma St.		0	1	59	A	Baylor		0	0						
133	N	TCU		1	0	135	A	Oklahoma		2	1						
50	H	Texas		1	0	325	H	Ark.-Pine Bluff		8	0						

Non-Div. I Games:

Texas Tech

Average RPI Win:	118	WON-LOST RECORD	WINNING PCT. RANK	LAST 10 GAMES	STRENGTH OF SCHEDULE	OPP. STRENGTH OF SCHEDULE	TEAM RPI	ADJ RPI	CONF. RPI	ADJ CONF. RPI	
DIV. I ONLY	15-7-1	.67391	46	5-5-0	44	30	29	.59707	30	2	2
DIV. I NON-CONF.	8-1-1	.85	15	1-1-0	104	103	28	.60899	31	2	2
<hr/>											
TOTALS	RPI 1-25	RPI 26-50		W-L RECORDS	RPI 51-100		RPI 101-150		RPI 150+		
15-7-1	0-5-0	4-1-0		OVERALL	4-1-0		2-0-0		5-0-1		
10-1-0	0-0-0	3-1-0		HOME	2-0-0		1-0-0		4-0-0		
5-5-1	0-4-0	1-0-0		AWAY	2-1-0		1-0-0		1-0-1		
0-1-0	0-1-0	0-0-0		NEUTRAL	0-0-0		0-0-0		0-0-0		
<hr/>											
8-1-1	0-1-0	1-0-0		NON-CONFERENCE	2-0-0		1-0-0		4-0-1		
6-0-0	0-0-0	1-0-0		HOME	1-0-0		1-0-0		3-0-0		
2-1-1	0-1-0	0-0-		AWAY	1-0-0		0-0-0		1-0-1		
0-0-0	0-0-0	0-0-0		NEUTRAL	0-0-0		0-0-0		0-0-0		
<hr/>											
7-6-0	0-4-0	3-1-0		CONFERENCE	2-1-0		1-0-0		1-0-0		
4-1-0	0-0-0	2-1-0		HOME	1-0-0		0-0-0		1-0-0		
3-4-0	0-3-0	1-0-0		AWAY	1-1-0		1-0-0		0-0-0		
0-1-0	0-1-0	0-0-0		NEUTRAL	0-0-0		0-0-0		0-0-0		
<hr/>											
RPI S	Opponent	Score		RPI S	Opponent	Score		RPI S	Opponent	Score	
4 A	North Carolina	0	4	35 H	Minnesota	1	0	55 A	Ohio St.	1	3
7 A	Michigan	0	1	37 H	Iowa	1	2	62 H	Wisconsin	1	0
8 A	Nebraska	1	3	41 A	Illinois	5	3	81 A	Michigan St.	3	2
8 N	Nebraska	1	3	41 H	Illinois	3	2	82 A	Milwaukee	3	1
9 A	Penn St.	1	4	43 H	DePaul	1	0	95 H	Eastern Mich.	1	0
<hr/>											
LAST 10 GAMES											
4 A	North Carolina	0	4	62 H	Wisconsin	1	0	108 A	Purdue	2	1
43 H	DePaul	1	0	108 A	Purdue	2	1	81 A	Michigan St.	3	2
8 N	Nebraska	1	3	7 A	Michigan	0	1	37 H	Iowa	1	2
41 A	Illinois	5	3								
8 A	Nebraska	1	3								

Non-Div. I Games:

Indiana

[illegible]

**Non-Div. I Games:**

Boston U.

Average RPI Win: 160		WON-LOST RECORD		WINNING PCT. RANK		LAST 10 GAMES		STRENGTH OF SCHEDULE		OPP. STRENGTH OF SCHEDULE		TEAM RPI		ADJ RPI		CONF. RPI		ADJ CONF. RPI	
DIV. I ONLY		13-4-5		.70455 41		4-2-4		49		66		30		.59634 32		7		7	
DIV. I NON-CONF.		7-1-2		.8 24		0-0-1		63		49		24		.61899 25		7		7	
TOTALS		RPI 1-25		RPI 26-50		W-L RECORDS		RPI 51-100		RPI 101-150		RPI 150+							
13-4-5		0-2-2		0-1-1		OVERALL		2-1-2		6-0-0		5-0-0							
11-1-0		0-0-0		0-0-0		HOME		2-1-0		5-0-0		4-0-0							
2-3-3		0-2-2		0-1-0		AWAY		0-0-1		1-0-0		1-0-0							
0-0-2		0-0-0		0-0-1		NEUTRAL		0-0-1		0-0-0		0-0-0							
7-1-2		0-1-1		0-0-1		NON-CONFERENCE		1-0-0		3-0-0		3-0-0							
6-0-0		0-0-0		0-0-0		HOME		1-0-0		3-0-0		2-0-0							
1-1-1		0-1-1		0-0-		AWAY		0-0-0		0-0-0		1-0-0							
0-0-1		0-0-0		0-0-1		NEUTRAL		0-0-0		0-0-0		0-0-0							
6-3-3		0-1-1		0-1-0		CONFERENCE		1-1-2		3-0-0		2-0-0							
5-1-0		0-0-0		0-0-0		HOME		1-1-0		2-0-0		2-0-0							
1-2-2		0-1-1		0-1-0		AWAY		0-0-1		1-0-0		0-0-0							
0-0-1		0-0-0		0-0-0		NEUTRAL		0-0-1		0-0-0		0-0-0							
RPI	S	Opponent		Score		RPI	S	Opponent		Score		RPI	S	Opponent		Score			
1	A	Virginia		0	6	27	A	Louisville		1	4	53	A	South Fla.		2	2		
13	A	UCF		0	0	49	N	William & Mary		1	1	56	H	UConn		1	2		
13	A	UCF		1	2							65	H	Memphis		3	2		
19	A	West Virginia		0	0							65	N	Memphis		0	0		
												89	H	Princeton		5	1		

Non-Div. I Games:

Rutgers





Average RPI Win:	142	WON-LOST RECORD	WINNING PCT. RANK	LAST 10 GAMES	STRENGTH OF SCHEDULE	OPP. STRENGTH OF SCHEDULE	TEAM RPI	ADJ RPI	CONF. RPI	ADJ CONF. RPI					
DIV. I ONLY		16-6-2	.70833	40	6-3-1	67	58	33	.59226	34	5	4			
DIV. I NON-CONF.		8-2-1	.77273	40	1-1-0	99	109	44	.59128	46	4	4			
<hr/>															
TOTALS	RPI 1-25	RPI 26-50		W-L RECORDS		RPI 51-100		RPI 101-150		RPI 150+					
16-6-2	0-4-1	3-1-0		OVERALL		2-1-0		3-0-1		8-0-0					
9-1-1	0-1-1	0-0-0		HOME		2-0-0		1-0-0		6-0-0					
6-4-0	0-2-0	2-1-0		AWAY		0-1-0		2-0-0		2-0-0					
1-1-1	0-1-0	1-0-0		NEUTRAL		0-0-0		0-0-1		0-0-0					
8-2-1	0-1-0	0-1-0		NON-CONFERENCE		1-0-0		1-0-1		6-0-0					
5-0-0	0-0-0	0-0-0		HOME		1-0-0		0-0-0		4-0-0					
3-2-0	0-1-0	0-0-		AWAY		0-0-0		1-0-0		2-0-0					
0-0-1	0-0-0	0-0-0		NEUTRAL		0-0-0		0-0-1		0-0-0					
8-4-1	0-3-1	3-0-0		CONFERENCE		1-1-0		2-0-0		2-0-0					
4-1-1	0-1-1	0-0-0		HOME		1-0-0		1-0-0		2-0-0					
3-2-0	0-1-0	2-0-0		AWAY		0-1-0		1-0-0		0-0-0					
1-1-0	0-1-0	1-0-0		NEUTRAL		0-0-0		0-0-0		0-0-0					
RPI	S	Opponent	Score	RPI	S	Opponent	Score	RPI	S	Opponent	Score				
3	A	Florida St.	1 3	33	N	Kentucky	2 0	58	A	Tennessee	0 3	101	A	LSU	1 0
12	H	Florida	1 4	35	A	Minnesota	1 2	65	H	Memphis	3 0	111	N	Southern California	1 1
12	N	Florida	1 2	38	A	Arkansas	2 1	87	H	Auburn	7 0	129	H	Alabama	2 1
14	H	South Carolina	1 1	48	A	Georgia	3 1					143	A	UAB	5 2
15	A	Texas A&M	1 2									158	A	Saint Louis	2 0
												161	A	Kennesaw St.	2 1
												166	H	La.-Lafayette	4 0
												174	H	Vanderbilt	1 0
												195	H	Northwestern St.	5 0
												220	H	Mississippi St.	5 1
												271	H	Jackson St.	9 0
												284	H	UALR	3 0
LAST 10 GAMES															
3	A	Florida St.	1 3	129	H	Alabama	2 1								
271	H	Jackson St.	9 0	15	A	Texas A&M	1 2								
12	N	Florida	1 2	14	H	South Carolina	1 1								
33	N	Kentucky	2 0	101	A	LSU	1 0								
220	H	Mississippi St.	5 1	174	H	Vanderbilt	1 0								

Non-Div. I Games:

Ole Miss

Average RPI Win:		101	WON-LOST RECORD		WINNING PCT. RANK		LAST 10 GAMES		STRENGTH OF SCHEDULE		OPP. STRENGTH OF SCHEDULE		TEAM RPI		ADJ RPI		CONF. RPI		ADJ CONF. RPI					
Average RPI Loss:		49																						
DIV. I ONLY			11-8-2		.57143		110		3-5-2		14		34		34		.59162		35		2		2	
DIV. I NON-CONF.			7-2-0		.77778		32		0-1-0		28		107		18		.63397		19		2		2	
TOTALS		RPI 1-25		RPI 26-50		W-L RECORDS		RPI 51-100		RPI 101-150		RPI 150+												
11-8-2		2-3-0		1-3-1		OVERALL		2-1-1		4-0-0		2-1-0												
6-2-2		1-1-0		1-1-1		HOME		1-0-1		1-0-0		2-0-0												
5-5-0		1-1-0		0-2-0		AWAY		1-1-0		3-0-0		0-1-0												
0-1-0		0-1-0		0-0-0		NEUTRAL		0-0-0		0-0-0		0-0-0												
7-2-0		0-1-0		1-1-0		NON-CONFERENCE		1-0-0		3-0-0		2-0-0												
5-0-0		0-0-0		1-0-0		HOME		1-0-0		1-0-0		2-0-0												
2-2-0		0-1-0		0-0-		AWAY		0-0-0		2-0-0		0-0-0												
0-0-0		0-0-0		0-0-0		NEUTRAL		0-0-0		0-0-0		0-0-0												
4-6-2		2-2-0		0-2-1		CONFERENCE		1-1-1		1-0-0		0-1-0												
1-2-2		1-1-0		0-1-1		HOME		0-0-1		0-0-0		0-0-0												
3-3-0		1-0-0		0-1-0		AWAY		1-1-0		1-0-0		0-1-0												
0-1-0		0-1-0		0-0-0		NEUTRAL		0-0-0		0-0-0		0-0-0												
RPI	S	Opponent		Score		RPI	S	Opponent		Score		RPI	S	Opponent		Score		RPI	S	Opponent		Score		
7	A	Michigan		1	0	29	A	Texas Tech		0	3	55	H	Ohio St.		0	0	101	H	LSU		2	1	
8	H	Nebraska		0	1	30	A	Indiana		0	1	62	A	Wisconsin		1	0	108	A	Purdue		2	1	
8	N	Nebraska		1	4	34	H	Ole Miss		2	1	66	H	Illinois St.		4	0	117	A	Jacksonville		3	0	
9	H	Penn St.		1	0	37	H	Iowa		2	2	81	A	Michigan St.		0	3	132	A	Iowa St.		1	0	
12	A	Florida		0	2	41	H	Illinois		1	3							179	A	Northwestern		0	2	
																		229	H	North Dakota St.		4	1	
																		242	H	Toledo		2	1	
LAST 10 GAMES																								
29	A	Texas Tech		0	3	8	H	Nebraska		0	1													
8	N	Nebraska		1	4	37	H	Iowa		2	2													
41	H	Illinois		1	3	179	A	Northwestern		0	2													
108	A	Purdue		2	1	9	H	Penn St.		1	0													
62	A	Wisconsin		1	0	55	H	Ohio St.		0	0													

Non-Div. I Games:

Minnesota

Average RPI Win:		127	WON-LOST RECORD		WINNING PCT. RANK		LAST 10 GAMES		STRENGTH OF SCHEDULE		OPP. STRENGTH OF SCHEDULE		TEAM RPI		ADJ RPI		CONF. RPI		ADJ CONF. RPI	
DIV. I ONLY			12-6-3		.64286 65		5-4-1		40		50		36		.59057 36		4		5	
DIV. I NON-CONF.			7-2-1		.75 41		1-1-0		76		72		41		.60038 41		5		5	
TOTALS		RPI 1-25		RPI 26-50		W-L RECORDS		RPI 51-100		RPI 101-150		RPI 150+								
12-6-3		1-3-0		1-1-0		OVERALL		2-2-1		4-0-2		4-0-0								
7-0-3		0-0-0		1-0-0		HOME		1-0-1		3-0-2		2-0-0								
5-4-0		1-3-0		0-0-0		AWAY		1-1-0		1-0-0		2-0-0								
0-2-0		0-0-0		0-1-0		NEUTRAL		0-1-0		0-0-0		0-0-0								
7-2-1		1-0-0		0-1-0		NON-CONFERENCE		1-1-1		1-0-0		4-0-0								
3-0-1		0-0-0		0-0-0		HOME		0-0-1		1-0-0		2-0-0								
4-0-0		1-0-0		0-0-		AWAY		1-0-0		0-0-0		2-0-0								
0-2-0		0-0-0		0-1-0		NEUTRAL		0-1-0		0-0-0		0-0-0								
5-4-2		0-3-0		1-0-0		CONFERENCE		1-1-0		3-0-2		0-0-0								
4-0-2		0-0-0		1-0-0		HOME		1-0-0		2-0-2		0-0-0								
1-4-0		0-3-0		0-0-0		AWAY		0-1-0		1-0-0		0-0-0								
0-0-0		0-0-0		0-0-0		NEUTRAL		0-0-0		0-0-0		0-0-0								
RPI	S	Opponent		Score		RPI	S	Opponent		Score		RPI	S	Opponent		Score				
6	A	Marquette		0 2		38	N	Arkansas		0 1		104	H	Villanova		1 1				
6	A	Marquette		1 3		43	H	DePaul		3 0		64	A	Butler		1 2				
10	A	Georgetown		0 4								64	H	Butler		3 2				
13	A	UCF		3 1								71	A	Brown		4 0				
												94	H	Dartmouth		0 0				
														134 A Providence		3 2				
														137 H Creighton		0 0				
														189 A Massachusetts		1 0				
														211 A Central Conn. St.		4 0				
														212 H Fordham		5 0				
														229 H North Dakota St.		5 0				
LAST 10 GAMES																				
38	N	Arkansas		0 1		119	H	Seton Hall		1 0										
13	A	UCF		3 1		134	A	Providence		3 2										
6	A	Marquette		0 2		10	A	Georgetown		0 4										
64	H	Butler		3 2		104	H	Villanova		1 1										
43	H	DePaul		3 0		64	A	Butler		1 2										

**Non-Div. I Games:**

St. John's (NY)

Average RPI Win: 132		WON-LOST	WINNING	LAST 10	STRENGTH OF	OPP. STRENGTH	TEAM	ADJ	CONF.	ADJ CONF.				
Average RPI Loss: 29		RECORD	PCT. RANK	GAMES	SCHEDULE	OF SCHEDULE	RPI	RPI	RPI	RPI				
DIV. I ONLY		15-7-1	.67391	46	5-4-1	59	25	35	.58816	37	2	2		
DIV. I NON-CONF.		8-1-0	.88889	8	0-1-0	247	145	62	.568	65	2	2		
<hr/>														
TOTALS		RPI 1-25	RPI 26-50		W-L RECORDS		RPI 51-100		RPI 101-150		RPI 150+			
15-7-1		3-4-0	1-1-1		OVERALL		2-2-0		3-0-0		6-0-0			
8-2-0		1-1-0	0-0-0		HOME		2-1-0		3-0-0		2-0-0			
4-4-1		0-2-0	1-1-1		AWAY		0-1-0		0-0-0		3-0-0			
3-1-0		2-1-0	0-0-0		NEUTRAL		0-0-0		0-0-0		1-0-0			
8-1-0		0-1-0	0-0-0		NON-CONFERENCE		1-0-0		2-0-0		5-0-0			
5-0-0		0-0-0	0-0-0		HOME		1-0-0		2-0-0		2-0-0			
2-1-0		0-1-0	0-0-		AWAY		0-0-0		0-0-0		2-0-0			
1-0-0		0-0-0	0-0-0		NEUTRAL		0-0-0		0-0-0		1-0-0			
7-6-1		3-3-0	1-1-1		CONFERENCE		1-2-0		1-0-0		1-0-0			
3-2-0		1-1-0	0-0-0		HOME		1-1-0		1-0-0		0-0-0			
2-3-1		0-1-0	1-1-1		AWAY		0-1-0		0-0-0		1-0-0			
2-1-0		2-1-0	0-0-0		NEUTRAL		0-0-0		0-0-0		0-0-0			
RPI	S	Opponent	Score		RPI	S	Opponent	Score		RPI	S	Opponent	Score	
7	H	Michigan	1	2	30	A	Indiana	2	1	55	H	Ohio St.	1	3
7	N	Michigan	1	0	35	A	Minnesota	2	2	62	A	Wisconsin	1	2
8	A	Nebraska	1	2	41	A	Illinois	1	2	81	H	Michigan St.	1	0
8	N	Nebraska	0	1						97	H	Western Mich.	3	1
9	H	Penn St.	3	2										
9	N	Penn St.	1	0										
25	A	Notre Dame	1	4										
												</		

Non-Div. I Games:

Iowa

Average RPI Win: 107		WON-LOST RECORD		WINNING PCT. RANK		LAST 10 GAMES		STRENGTH OF SCHEDULE		OPP. STRENGTH OF SCHEDULE		TEAM RPI		ADJ RPI		CONF. RPI		ADJ CONF. RPI	
DIV. I ONLY		15-8-1		.64583 64		6-3-1		71		24		42		.58704 38		5		4	
DIV. I NON-CONF.		9-1-1		.86364 13		2-0-1		91		13		19		.63549 18		4		4	
TOTALS		RPI 1-25		RPI 26-50		W-L RECORDS		RPI 51-100		RPI 101-150		RPI 150+							
15-8-1		1-3-1		3-2-0		OVERALL		4-1-0		3-2-0		4-0-0							
8-3-0		1-0-0		0-2-0		HOME		3-0-0		2-1-0		2-0-0							
5-4-1		0-2-1		2-0-0		AWAY		0-1-0		1-1-0		2-0-0							
2-1-0		0-1-0		1-0-0		NEUTRAL		1-0-0		0-0-0		0-0-0							
9-1-1		1-0-1		2-0-0		NON-CONFERENCE		1-0-0		3-1-0		2-0-0							
5-0-0		1-0-0		0-0-0		HOME		1-0-0		2-0-0		1-0-0							
3-1-1		0-0-1		1-0-		AWAY		0-0-0		1-1-0		1-0-0							
1-0-0		0-0-0		1-0-0		NEUTRAL		0-0-0		0-0-0		0-0-0							
6-7-0		0-3-0		1-2-0		CONFERENCE		3-1-0		0-1-0		2-0-0							
3-3-0		0-0-0		0-2-0		HOME		2-0-0		0-1-0		1-0-0							
2-3-0		0-2-0		1-0-0		AWAY		0-1-0		0-0-0		1-0-0							
1-1-0		0-1-0		0-0-0		NEUTRAL		1-0-0		0-0-0		0-0-0							
RPI	S	Opponent		Score		RPI	S	Opponent		Score		RPI	S	Opponent		Score			
8	H	Nebraska		2	1	33	A	Kentucky		3	0	58	H	Tennessee		2	1		
12	N	Florida		0	1	34	H	Ole Miss		1	2	77	H	Tulsa		1	0		
14	A	South Carolina		0	1	36	N	St. John's (NY)		1	0	87	A	Auburn		1	3		
15	A	Texas A&M		3	4	44	A	Oklahoma St.		2	1	99	H	Missouri		2	1		
24	A	Duke		2	2	48	H	Georgia		0	1	99	N	Missouri		4	0		
LAST 10 GAMES																			
12	N	Florida		0	1	99	H	Missouri		2	1								
24	A	Duke		2	2	48	H	Georgia		0	1								
36	N	St. John's (NY)		1	0	87	A	Auburn		1	3								
44	A	Oklahoma St.		2	1	58	H	Tennessee		2	1								
99	N	Missouri		4	0	174	A	Vanderbilt		5	4								

Non-Div. I Games:

Arkansas

Average RPI Win:		124	WON-LOST RECORD		WINNING PCT. RANK		LAST 10 GAMES		STRENGTH OF SCHEDULE		OPP. STRENGTH OF SCHEDULE		TEAM RPI		ADJ RPI		CONF. RPI		ADJ CONF. RPI				
DIV. I ONLY			11-5-5		.64286 65		3-5-2		54		33		38		.58404 39		3		3				
DIV. I NON-CONF.			7-1-2		.8 24		0-1-0		81		65		29		.6101 29		3		3				
TOTALS		RPI 1-25		RPI 26-50		W-L RECORDS		RPI 51-100		RPI 101-150		RPI 150+											
11-5-5		1-3-2		0-0-1		OVERALL		5-0-1		0-2-1		5-0-0											
5-1-2		0-1-1		0-0-0		HOME		2-0-0		0-0-1		3-0-0											
4-4-3		1-2-1		0-0-1		AWAY		2-0-1		0-2-0		1-0-0											
2-0-0		0-0-0		0-0-0		NEUTRAL		1-0-0		0-0-0		1-0-0											
7-1-2		0-1-1		0-0-0		NON-CONFERENCE		2-0-1		0-0-0		5-0-0											
3-0-0		0-0-0		0-0-0		HOME		0-0-0		0-0-0		3-0-0											
2-1-2		0-1-1		0-0-		AWAY		1-0-1		0-0-0		1-0-0											
2-0-0		0-0-0		0-0-0		NEUTRAL		1-0-0		0-0-0		1-0-0											
4-4-3		1-2-1		0-0-1		CONFERENCE		3-0-0		0-2-1		0-0-0											
2-1-2		0-1-1		0-0-0		HOME		2-0-0		0-0-1		0-0-0											
2-3-1		1-1-0		0-0-1		AWAY		1-0-0		0-2-0		0-0-0											
0-0-0		0-0-0		0-0-0		NEUTRAL		0-0-0		0-0-0		0-0-0											
RPI	S	Opponent		Score		RPI	S	Opponent		Score		RPI	S	Opponent		Score							
2	H	UCLA		0 1		42	A	Utah		0 0		52	N	Harvard		2 1		111	H	Southern California 1 1			
11	A	Santa Clara		1 1								60	H	Arizona St.		2 1		116	A	Oregon St. 0 1			
11	A	Santa Clara		1 2								61	A	Pepperdine		1 1		123	A	Oregon 0 1			
16	A	Stanford		1 0								69	A	Washington		1 0		160	H	Detroit 2 1			
22	H	Colorado		1 1								83	H	Arizona		2 1		168	A	San Francisco 3 0			
23	A	Washington St.		1 3								84	A	UC Irvine		3 1		177	H	St. Mary's (CA) 4 2			
																		193	N	UC Davis 4 0			
																		300	H	San Jose St. 3 0			
LAST 10 GAMES																							
11	A	Santa Clara		1 2		116	A	Oregon St.		0 1													
16	A	Stanford		1 0		22	H	Colorado		1 1													
69	A	Washington		1 0		2	H	UCLA		0 1													
23	A	Washington St.		1 3		111	H	Southern California		1 1													
123	A	Oregon		0 1		83	H	Arizona		2 1													

Non-Div. I Games:

California

Average RPI Win: 168		WON-LOST	WINNING	LAST 10	STRENGTH OF		OPP. STRENGTH	TEAM	ADJ	CONF.	ADJ CONF.		
Average RPI Loss: 52		RECORD	PCT. RANK	GAMES	SCHEDULE		OF SCHEDULE	RPI	RPI	RPI	RPI		
DIV. I ONLY		12-1-4	.82353	8	8-0-2		159	131	39	.58267	40	8	8
DIV. I NON-CONF.		7-0-3	.85	15	3-0-1		248	186	76	.55544	76	9	9
TOTALS		RPI 1-25	RPI 26-50		W-L RECORDS		RPI 51-100		RPI 101-150		RPI 150+		
12-1-4	0-0-0	0-0-1		OVERALL		4-1-0		2-0-1		6-0-2			
7-0-2	0-0-0	0-0-0		HOME		2-0-0		1-0-1		4-0-1			
5-1-2	0-0-0	0-0-1		AWAY		2-1-0		1-0-0		2-0-1			
0-0-0	0-0-0	0-0-0		NEUTRAL		0-0-0		0-0-0		0-0-0			
7-0-3	0-0-0	0-0-1		NON-CONFERENCE		1-0-0		1-0-0		5-0-2			
4-0-1	0-0-0	0-0-0		HOME		0-0-0		1-0-0		3-0-1			
3-0-2	0-0-0	0-1-		AWAY		1-0-0		0-0-0		2-0-1			
0-0-0	0-0-0	0-0-0		NEUTRAL		0-0-0		0-0-0		0-0-0			
5-1-1	0-0-0	0-0-0		CONFERENCE		3-1-0		1-0-1		1-0-0			
3-0-1	0-0-0	0-0-0		HOME		2-0-0		0-0-1		1-0-0			
2-1-0	0-0-0	0-0-0		AWAY		1-1-0		1-0-0		0-0-0			
0-0-0	0-0-0	0-0-0		NEUTRAL		0-0-0		0-0-0		0-0-0			
RPI S	Opponent	Score	RPI S	Opponent	Score	RPI S	Opponent	Score	RPI S	Opponent	Score		
			49 A	William & Mary	0 0	52 A	Harvard	1 2	126 H	Yale	1 1		
						71 A	Brown	1 0	139 H	Drexel	1 0		
						72 A	Navy	1 0	146 A	Columbia	1 0		
						89 H	Princeton	3 2	152 A	Saint Joseph's	1 0		
						94 H	Dartmouth	1 0	196 H	Fairleigh Dickinson	4 0		
									201 H	Cornell	1 0		
									221 H	Lehigh	1 1		
									267 A	NJIT	2 0		
									272 H	Mt. St. Mary's	4 0		
									273 A	Old Dominion	2 2		
									318 H	Saint Peter's	4 0		
LAST 10 GAMES													
			89 H	Princeton	3 2	72 A	Navy	1 0					
			71 A	Brown	1 0	146 A	Columbia	1 0					
			126 H	Yale	1 1	196 H	Fairleigh Dickinson	4 0					
			267 A	NJIT	2 0	201 H	Cornell	1 0					
			94 H	Dartmouth	1 0	221 H	Lehigh	1 1					

Non-Div. I Games:

Penn



Average RPI Win:		102	WON-LOST RECORD		WINNING PCT. RANK		LAST 10 GAMES		STRENGTH OF SCHEDULE		OPP. STRENGTH OF SCHEDULE		TEAM RPI		ADJ RPI		CONF. RPI		ADJ CONF. RPI		
Average RPI Loss:		34																			
DIV. I ONLY			11-9-3		.54348 127		5-4-1		25		19		49		.58085 41		2		2		
DIV. I NON-CONF.			6-3-2		.63636 87		1-1-1		56		22		49		.59321 45		2		2		
TOTALS		RPI 1-25		RPI 26-50		W-L RECORDS		RPI 51-100		RPI 101-150		RPI 150+									
11-9-3		1-4-1		3-3-0		OVERALL		3-1-2		0-1-0		4-0-0									
7-3-0		0-2-0		1-1-0		HOME		3-0-0		0-0-0		3-0-0									
3-5-2		0-2-1		2-1-0		AWAY		0-1-1		0-1-0		1-0-0									
1-1-1		1-0-0		0-1-0		NEUTRAL		0-0-1		0-0-0		0-0-0									
6-3-2		1-1-1		1-1-0		NON-CONFERENCE		1-1-1		0-0-0		3-0-0									
4-0-0		0-0-0		0-0-0		HOME		1-0-0		0-0-0		3-0-0									
1-2-1		0-1-1		1-0-		AWAY		0-1-0		0-0-0		0-0-0									
1-1-1		1-0-0		0-1-0		NEUTRAL		0-0-1		0-0-0		0-0-0									
5-6-1		0-3-0		2-2-0		CONFERENCE		2-0-1		0-1-0		1-0-0									
3-3-0		0-2-0		1-1-0		HOME		2-0-0		0-0-0		0-0-0									
2-3-1		0-1-0		1-1-0		AWAY		0-0-1		0-1-0		1-0-0									
0-0-0		0-0-0		0-0-0		NEUTRAL		0-0-0		0-0-0		0-0-0									
RPI	S	Opponent		Score		RPI	S	Opponent		Score		RPI	S	Opponent		Score					
7	H	Michigan		0 2		26	N	Boston College		1 4		55	A	Ohio St.		1 1		108	A	Purdue 0 1	
8	H	Nebraska		2 3		27	A	Louisville		5 4		60	A	Arizona St.		3 4		167	H	FIU 4 0	
9	A	Penn St.		0 5		30	A	Indiana		2 3		62	H	Wisconsin		3 2		179	A	Northwestern 3 1	
20	N	Portland		4 3		30	H	Indiana		3 5		66	H	Illinois St.		5 1		183	H	Indiana St. 3 2	
23	A	Washington St.		0 0		35	A	Minnesota		3 1		81	H	Michigan St.		2 0		261	H	Col. of Charleston 6 2	
25	A	Notre Dame		1 4		37	H	Iowa		2 1		83	N	Arizona		1 1					
						LAST 10 GAMES															
						26 N Boston College 1 4						81 H Michigan St. 2 0									
						20 N Portland 4 3						7 H Michigan 0 2									
						23 A Washington St. 0 0						9 A Penn St. 0 5									
						30 H Indiana 3 5						179 A Northwestern 3 1									
						35 A Minnesota 3 1						62 H Wisconsin 3 2									

Non-Div. I Games:

Illinois

Average RPI Win:		105	WON-LOST RECORD		WINNING PCT. RANK		LAST 10 GAMES		STRENGTH OF SCHEDULE		OPP. STRENGTH OF SCHEDULE		TEAM RPI		ADJ RPI		CONF. RPI		ADJ CONF. RPI				
Average RPI Loss:		38																					
DIV. I ONLY			10-5-6		.61905 80		5-4-1		47		29		40		.58075 42		3		3				
DIV. I NON-CONF.			4-2-4		.6 111		0-1-0		73		51		70		.5635 70		3		3				
TOTALS		RPI 1-25		RPI 26-50		W-L RECORDS		RPI 51-100		RPI 101-150		RPI 150+											
10-5-6		2-2-1		0-1-2		OVERALL		2-2-0		5-0-2		1-0-1											
7-0-4		1-0-1		0-0-1		HOME		1-0-0		4-0-1		1-0-1											
3-5-2		1-2-0		0-1-1		AWAY		1-2-0		1-0-1		0-0-0											
0-0-0		0-0-0		0-0-0		NEUTRAL		0-0-0		0-0-0		0-0-0											
4-2-4		0-1-0		0-1-1		NON-CONFERENCE		1-0-0		2-0-2		1-0-1											
3-0-2		0-0-0		0-0-0		HOME		1-0-0		1-0-1		1-0-1											
1-2-2		0-1-0		0-1-		AWAY		0-0-0		1-0-1		0-0-0											
0-0-0		0-0-0		0-0-0		NEUTRAL		0-0-0		0-0-0		0-0-0											
6-3-2		2-1-1		0-0-1		CONFERENCE		1-2-0		3-0-0		0-0-0											
4-0-2		1-0-1		0-0-1		HOME		0-0-0		3-0-0		0-0-0											
2-3-0		1-1-0		0-0-0		AWAY		1-2-0		0-0-0		0-0-0											
0-0-0		0-0-0		0-0-0		NEUTRAL		0-0-0		0-0-0		0-0-0											
RPI	S	Opponent		Score		RPI	S	Opponent		Score		RPI	S	Opponent		Score							
2	H	UCLA		1 1		28	A	BYU		0 1		60	A	Arizona St.		1 2		109	A	Cal St. Fullerton		0 0	
15	A	Texas A&M		0 1		33	A	Kentucky		0 0		69	A	Washington		0 1		111	H	Southern California		1 0	
16	A	Stanford		0 1		39	H	California		0 0		83	A	Arizona		1 0		115	A	Western Ky.		2 0	
22	H	Colorado		2 1								93	H	Weber St.		4 0		116	H	Oregon St.		1 0	
23	A	Washington St.		4 3														123	H	Oregon		1 0	
																		125	H	Utah St.		3 0	
																		135	H	Oklahoma		1 1	
																		193	H	UC Davis		2 2	
																		240	H	Southern Utah		6 2	

Non-Div. I Games:

Utah

Average RPI Win: 132		WON-LOST	WINNING	LAST 10	STRENGTH OF		OPP. STRENGTH	TEAM	ADJ		CONF.	ADJ CONF.
Average RPI Loss: 68		RECORD	PCT. RANK	GAMES	SCHEDULE		OF SCHEDULE	RPI	RPI		RPI	RPI
DIV. I ONLY		13-6-2	.66667	50	69		62	41	.57864		43	4
DIV. I NON-CONF.		6-2-1	.72222	54	185		152	88	.54459		89	5
TOTALS		RPI 1-25	RPI 26-50		W-L RECORDS		RPI 51-100		RPI 101-150		RPI 150+	
13-6-2		1-2-1	0-2-0		OVERALL		2-0-0		6-1-0		4-1-1	
7-1-1		0-1-0	0-0-0		HOME		2-0-0		4-0-0		1-0-1	
5-5-1		0-1-1	0-2-0		AWAY		0-0-0		2-1-0		3-1-0	
1-0-0		1-0-0	0-0-0		NEUTRAL		0-0-0		0-0-0		0-0-0	
6-2-1		0-0-0	0-1-0		NON-CONFERENCE		1-0-0		1-0-0		4-1-1	
3-0-1		0-0-0	0-0-0		HOME		1-0-0		1-0-0		1-0-1	
3-2-0		0-0-0	0-0-		AWAY		0-0-0		0-0-0		3-1-0	
0-0-0		0-0-0	0-0-0		NEUTRAL		0-0-0		0-0-0		0-0-0	
7-4-1		1-2-1	0-1-0		CONFERENCE		1-0-0		5-1-0		0-0-0	
4-1-0		0-1-0	0-0-0		HOME		1-0-0		3-0-0		0-0-0	
2-3-1		0-1-1	0-1-0		AWAY		0-0-0		2-1-0		0-0-0	
1-0-0		1-0-0	0-0-0		NEUTRAL		0-0-0		0-0-0		0-0-0	
RPI S	Opponent	Score	RPI S	Opponent	Score	RPI S	Opponent	Score	RPI S	Opponent	Score	
6 A	Marquette	0 2	30 A	Indiana	0 1	64 H	Butler	1 0	104 H	Villanova	2 0	
6 H	Marquette	0 1	36 A	St. John's (NY)	0 3	82 H	Milwaukee	1 0	104 H	Villanova	1 0	
10 A	Georgetown	1 1							110 H	Colgate	3 2	
10 N	Georgetown	1 0							119 H	Seton Hall	1 0	
									130 A	Xavier	1 0	
									134 A	Providence	0 1	
									137 A	Creighton	2 1	
									158 A	Saint Louis	4 0	
									198 A	Valparaiso	0 1	
									215 A	Ohio	3 1	
									223 A	Loyola Chicago	1 0	
									248 H	Green Bay	0 0	
									261 H	Col. of Charleston	3 1	
LAST 10 GAMES												
30 A	Indiana	0 1	130 A	Xavier	1 0							
6 A	Marquette	0 2	6 H	Marquette	0 1							
10 N	Georgetown	1 0	64 H	Butler	1 0							
104 H	Villanova	1 0	137 A	Creighton	2 1							
36 A	St. John's (NY)	0 3	104 H	Villanova	2 0							

Non-Div. I Games:

DePaul

Average RPI Win: 130		WON-LOST	WINNING	LAST 10	STRENGTH OF		OPP. STRENGTH	TEAM	ADJ	CONF.	ADJ CONF.
Average RPI Loss: 41		RECORD	PCT. RANK	GAMES	SCHEDULE		OF SCHEDULE	RPI	RPI	RPI	RPI
DIV. I ONLY		9-7-6	.54545	126	4-4-2		21	52	50	.57725	44
DIV. I NON-CONF.		4-3-3	.55	136	1-1-0		33	33	56	.58112	55
TOTALS		RPI 1-25	RPI 26-50		W-L RECORDS		RPI 51-100		RPI 101-150		RPI 150+
9-7-6		0-4-2	2-1-2		OVERALL		1-1-0		3-1-1		3-0-1
4-3-3		0-2-1	0-1-2		HOME		0-0-0		2-0-0		2-0-0
3-3-3		0-1-1	0-0-0		AWAY		1-1-0		1-1-1		1-0-1
2-1-0		0-1-0	2-0-0		NEUTRAL		0-0-0		0-0-0		0-0-0
4-3-3		0-2-2	0-1-0		NON-CONFERENCE		1-0-0		0-0-0		3-0-1
2-2-1		0-1-1	0-1-0		HOME		0-0-0		0-0-0		2-0-0
2-1-2		0-1-1	0-0-		AWAY		1-0-0		0-0-0		1-0-1
0-0-0		0-0-0	0-0-0		NEUTRAL		0-0-0		0-0-0		0-0-0
5-4-3		0-2-0	2-0-2		CONFERENCE		0-1-0		3-1-1		0-0-0
2-1-2		0-1-0	0-0-2		HOME		0-0-0		2-0-0		0-0-0
1-2-1		0-0-0	0-0-0		AWAY		0-1-0		1-1-1		0-0-0
2-1-0		0-1-0	2-0-0		NEUTRAL		0-0-0		0-0-0		0-0-0
RPI S	Opponent	Score	RPI S	Opponent	Score	RPI S	Opponent	Score	RPI S	Opponent	Score
3 A	Florida St.	1 1	29 H	Texas Tech	0 0	59 A	Baylor	0 1	124 H	Kansas	2 0
9 H	Penn St.	2 4	29 N	Texas Tech	1 0	78 A	North Texas	2 1	132 A	Iowa St.	0 1
12 A	Florida	0 2	38 H	Arkansas	1 2				133 A	TCU	0 0
19 H	West Virginia	1 2	50 H	Texas	1 1				135 A	Oklahoma	2 1
19 N	West Virginia	0 1	50 N	Texas	2 1				135 H	Oklahoma	4 1
23 H	Washington St.	2 2							153 A	UT Martin	1 0
									174 A	Vanderbilt	2 2
									228 H	Gonzaga	2 1
									235 H	Missouri St.	3 1
LAST 10 GAMES											
38 H	Arkansas	1 2	124 H	Kansas	2 0						
19 N	West Virginia	0 1	59 A	Baylor	0 1						
29 N	Texas Tech	1 0	235 H	Missouri St.	3 1						
50 N	Texas	2 1	50 H	Texas	1 1						
132 A	Iowa St.	0 1	133 A	TCU	0 0						

Non-Div. I Games:

Oklahoma St.

Average RPI Win:		153	WON-LOST RECORD		WINNING PCT. RANK		LAST 10 GAMES		STRENGTH OF SCHEDULE		OPP. STRENGTH OF SCHEDULE		TEAM RPI		ADJ RPI		CONF. RPI		ADJ CONF. RPI				
DIV. I ONLY			15-5-1		.7381 31		7-2-1		110		88		43		.57703 45		10		10				
DIV. I NON-CONF.			8-3-0		.72727 52		0-0-0		83		57		47		.58866 50		10		10				
TOTALS		RPI 1-25		RPI 26-50		W-L RECORDS		RPI 51-100		RPI 101-150		RPI 150+											
15-5-1		0-1-0		0-1-0		OVERALL		2-2-1		6-1-0		7-0-0											
8-4-0		0-1-0		0-1-0		HOME		2-1-0		1-1-0		5-0-0											
7-1-1		0-0-0		0-0-0		AWAY		0-1-1		5-0-0		2-0-0											
0-0-0		0-0-0		0-0-0		NEUTRAL		0-0-0		0-0-0		0-0-0											
8-3-0		0-1-0		0-0-0		NON-CONFERENCE		1-2-0		3-0-0		4-0-0											
4-2-0		0-1-0		0-0-0		HOME		1-1-0		1-0-0		2-0-0											
4-1-0		0-0-0		0-0-		AWAY		0-1-0		2-0-0		2-0-0											
0-0-0		0-0-0		0-0-0		NEUTRAL		0-0-0		0-0-0		0-0-0											
7-2-1		0-0-0		0-1-0		CONFERENCE		1-0-1		3-1-0		3-0-0											
4-2-0		0-0-0		0-1-0		HOME		1-0-0		0-1-0		3-0-0											
3-0-1		0-0-0		0-0-0		AWAY		0-0-1		3-0-0		0-0-0											
0-0-0		0-0-0		0-0-0		NEUTRAL		0-0-0		0-0-0		0-0-0											
RPI	S	Opponent		Score		RPI	S	Opponent		Score		RPI	S	Opponent		Score		RPI	S	Opponent		Score	
5	H	Virginia Tech		1	3	49	H	William & Mary		1	2	58	A	Tennessee		0	2	104	H	Villanova		3	2
												63	H	La Salle		1	2	107	A	Charlotte		3	2
												92	A	Hofstra		2	2	113	A	Delaware		2	1
												92	H	Hofstra		3	1	118	A	Marshall		2	1
												96	H	UNC Greensboro		2	0	139	A	Drexel		2	0
																		140	A	Northeastern		2	0
																		140	H	Northeastern		1	3
																		165	H	UNC Wilmington		2	1
																		170	A	Longwood		2	0
																		175	H	Richmond		4	1
																		178	A	Davidson		2	0
																		216	H	George Mason		2	1
																		226	H	Towson		2	1
																		261	H	Col. of Charleston		3	0
LAST 10 GAMES																							
																		140	H	Northeastern		1	3
																		92	H	Hofstra		3	1
																		92	A	Hofstra		2	2
																		140	A	Northeastern		2	0
																		261	H	Col. of Charleston		3	0
																		49	H	William & Mary		1	2

Non-Div. I Games:

James Madison

Average RPI Win: 180		WON-LOST RECORD	WINNING PCT. RANK	LAST 10 GAMES	STRENGTH OF SCHEDULE	OPP. STRENGTH OF SCHEDULE	TEAM RPI	ADJ RPI		CONF. RPI	ADJ CONF. RPI						
Average RPI Loss: 53																	
DIV. I ONLY		17-4-2	.78261	17	7-2-1	131	134	44	.57599	46	13	13					
DIV. I NON-CONF.		6-3-1	.65	82	0-1-0	232	117	130	.51456	131	15	15					
<hr/>																	
TOTALS		RPI 1-25		RPI 26-50		W-L RECORDS		RPI 51-100		RPI 101-150		RPI 150+					
17-4-2		0-1-0		0-1-0		OVERALL		4-2-0		4-0-1		9-0-1					
9-0-0		0-0-0		0-0-0		HOME		1-0-0		2-0-0		6-0-0					
6-4-1		0-1-0		0-1-0		AWAY		1-2-0		2-0-1		3-0-0					
2-0-1		0-0-0		0-0-0		NEUTRAL		2-0-0		0-0-0		0-0-1					
<hr/>																	
6-3-1		0-1-0		0-1-0		NON-CONFERENCE		0-1-0		1-0-0		5-0-1					
3-0-0		0-0-0		0-0-0		HOME		0-0-0		0-0-0		3-0-0					
3-3-0		0-1-0		0-0-		AWAY		0-1-0		1-0-0		2-0-0					
0-0-1		0-0-0		0-0-0		NEUTRAL		0-0-0		0-0-0		0-0-1					
<hr/>																	
11-1-1		0-0-0		0-0-0		CONFERENCE		4-1-0		3-0-1		4-0-0					
6-0-0		0-0-0		0-0-0		HOME		1-0-0		2-0-0		3-0-0					
3-1-1		0-0-0		0-0-0		AWAY		1-1-0		1-0-1		1-0-0					
2-0-0		0-0-0		0-0-0		NEUTRAL		2-0-0		0-0-0		0-0-0					
<hr/>																	
RPI	S	Opponent		Score		RPI	S	Opponent		Score		RPI	S	Opponent		Score	
14	A	South Carolina		0	5	48	A	Georgia		0	2	74	A	Elon		3	4
												74	N	Elon		3	1
												76	A	Clemson		0	1
												85	H	Samford		2	1
												85	N	Samford		2	0
												96	A	UNC Greensboro		3	0
												117	A	Jacksonville		2	1
												144	H	Wofford		2	0
												149	A	Western Caro.		1	0
												149	H	Western Caro.		2	0
												150	A	Appalachian St.		0	0
												178	H	Davidson		3	1
												191	H	Presbyterian		2	1
												200	N	Southern Miss.		1	1
												209	A	North Florida		2	0
												220	A	Mississippi St.		4	0
												236	H	Ga. Southern		2	0
												246	H	Citadel		7	0
												279	H	USC Upstate		2	0
												295	A	Chattanooga		9	0
												314	H	Francis Marion		3	1
<hr/>																	
LAST 10 GAMES																	
						74	N	Elon		3	1	178	H	Davidson		3	1
						85	N	Samford		2	0	236	H	Ga. Southern		2	0
						14	A	South Carolina		0	5	150	A	Appalachian St.		0	0
						149	H	Western Caro.		2	0	149	A	Western Caro.		1	0
						144	H	Wofford		2	0	74	A	Elon		3	4

Non-Div. I Games:

Furman

Average RPI Win: 121		WON-LOST RECORD	WINNING PCT. RANK		LAST 10 GAMES	STRENGTH OF SCHEDULE	OPP. STRENGTH OF SCHEDULE	TEAM RPI	ADJ RPI	CONF. RPI	ADJ CONF. RPI						
Average RPI Loss: 12																	
DIV. I ONLY		10-10-0	.5	147	4-6-0	18	8	46	.57591	47	1	1					
DIV. I NON-CONF.		4-2-0	.66667	76	0-0-0	59	52	48	.58816	52	1	1					
<hr/>																	
TOTALS		RPI 1-25		RPI 26-50		W-L RECORDS		RPI 51-100		RPI 101-150		RPI 150+					
10-10-0		1-9-0		0-1-0		OVERALL		4-0-0		2-0-0		3-0-0					
7-3-0		1-2-0		0-1-0		HOME		1-0-0		2-0-0		3-0-0					
3-7-0		0-7-0		0-0-0		AWAY		3-0-0		0-0-0		0-0-0					
0-0-0		0-0-0		0-0-0		NEUTRAL		0-0-0		0-0-0		0-0-0					
4-2-0		0-2-0		0-0-0		NON-CONFERENCE		1-0-0		1-0-0		2-0-0					
4-0-0		0-0-0		0-0-0		HOME		1-0-0		1-0-0		2-0-0					
0-2-0		0-2-0		0-0-		AWAY		0-0-0		0-0-0		0-0-0					
0-0-0		0-0-0		0-0-0		NEUTRAL		0-0-0		0-0-0		0-0-0					
6-8-0		1-7-0		0-1-0		CONFERENCE		3-0-0		1-0-0		1-0-0					
3-3-0		1-2-0		0-1-0		HOME		0-0-0		1-0-0		1-0-0					
3-5-0		0-5-0		0-0-0		AWAY		3-0-0		0-0-0		0-0-0					
0-0-0		0-0-0		0-0-0		NEUTRAL		0-0-0		0-0-0		0-0-0					
RPI	S	Opponent		Score		RPI	S	Opponent		Score		RPI	S	Opponent		Score	
1	A	Virginia		1	6	26	H	Boston College		0	1	72	H	Navy		2	0
1	A	Virginia		0	1							73	A	Miami (FL)		1	0
3	A	Florida St.		1	2							76	A	Clemson		2	1
4	A	North Carolina		1	3							100	A	Syracuse		3	1
5	H	Virginia Tech		0	2												
11	A	Santa Clara		0	1												
16	A	Stanford		0	3												
17	H	Wake Forest		1	0												
24	H	Duke		1	2												
25	A	Notre Dame		0	5												
<hr/>																	
LAST 10 GAMES																	
		1	A	Virginia	1	6			73	A	Miami (FL)	1	0				
		202	H	Pittsburgh	3	1			24	H	Duke	1	2				
		26	H	Boston College	0	1			4	A	North Carolina	1	3				
		100	A	Syracuse	3	1			103	H	North Carolina St.	3	0				
		3	A	Florida St.	1	2			1	A	Virginia	0	1				

Non-Div. I Games:

Maryland

Average RPI Win: 128		WON-LOST RECORD		WINNING PCT. RANK		LAST 10 GAMES		STRENGTH OF SCHEDULE		OPP. STRENGTH OF SCHEDULE		TEAM RPI		ADJ RPI		CONF. RPI		ADJ CONF. RPI					
DIV. I ONLY		12-7-1		.625 75		3-6-1		52		57		47		.5757 48		5		4					
DIV. I NON-CONF.		7-1-0		.875 11		0-0-0		121		121		30		.60753 33		4		4					
TOTALS		RPI 1-25		RPI 26-50		W-L RECORDS		RPI 51-100		RPI 101-150		RPI 150+											
12-7-1		1-3-0		2-3-0		OVERALL		3-0-1		2-1-0		4-0-0											
7-4-0		1-2-0		1-1-0		HOME		1-0-0		1-1-0		3-0-0											
5-2-1		0-0-0		1-2-0		AWAY		2-0-1		1-0-0		1-0-0											
0-1-0		0-1-0		0-0-0		NEUTRAL		0-0-0		0-0-0		0-0-0											
7-1-0		0-0-0		1-1-0		NON-CONFERENCE		2-0-0		1-0-0		3-0-0											
5-0-0		0-0-0		1-0-0		HOME		1-0-0		1-0-0		2-0-0											
2-1-0		0-0-0		0-0-		AWAY		1-0-0		0-0-0		1-0-0											
0-0-0		0-0-0		0-0-0		NEUTRAL		0-0-0		0-0-0		0-0-0											
5-6-1		1-3-0		1-2-0		CONFERENCE		1-0-1		1-1-0		1-0-0											
2-4-0		1-2-0		0-1-0		HOME		0-0-0		0-1-0		1-0-0											
3-1-1		0-0-0		1-1-0		AWAY		1-0-1		1-0-0		0-0-0											
0-1-0		0-1-0		0-0-0		NEUTRAL		0-0-0		0-0-0		0-0-0											
RPI	S	Opponent		Score		RPI	S	Opponent		Score		RPI	S	Opponent		Score							
12	H	Florida		1	5	33	A	Kentucky		0	1	87	A	Auburn		0	0	101	A	LSU	2	1	
14	H	South Carolina		2	0	34	H	Ole Miss		1	3	96	A	UNC Greensboro		1	0	117	H	Jacksonville	1	0	
14	N	South Carolina		0	4	38	A	Arkansas		1	0	98	H	Long Beach St.		1	0	129	H	Alabama	2	3	
15	H	Texas A&M		1	2	46	H	Furman		2	0	99	A	Missouri		1	0	192	H	Mercer	3	0	
						50	A	Texas		0	2							220	H	Mississippi St.	5	0	
																		251	A	Houston	2	0	
																		261	H	Col. of Charleston	5	1	
						LAST 10 GAMES																	
						14	N	South Carolina		0	4	220	H	Mississippi St.		5	0						
						12	H	Florida		1	5	87	A	Auburn		0	0						
						38	A	Arkansas		1	0	34	H	Ole Miss		1	3						
						101	A	LSU		2	1	129	H	Alabama		2	3						
						15	H	Texas A&M		1	2	33	A	Kentucky		0	1						

Non-Div. I Games:

Georgia



Average RPI Win: 140		WON-LOST	WINNING	LAST 10	STRENGTH OF		OPP. STRENGTH	TEAM	ADJ	CONF.	ADJ CONF.				
Average RPI Loss: 88		RECORD	PCT. RANK	GAMES	SCHEDULE		OF SCHEDULE	RPI	RPI	RPI	RPI				
DIV. I ONLY		8-2-7	.67647	45	5-1-4		79	86	48	.57562	49	10	10		
DIV. I NON-CONF.		3-1-4	.625	91	0-0-1		20	47	35	.6026	36	10	10		
TOTALS		RPI 1-25	RPI 26-50		W-L RECORDS		RPI 51-100		RPI 101-150		RPI 150+				
8-2-7		0-1-0	1-0-2		OVERALL		1-0-2		4-0-2		2-1-1				
5-1-2		0-0-0	0-0-1		HOME		1-0-0		2-0-0		2-1-1				
2-1-3		0-1-0	1-0-0		AWAY		0-0-2		1-0-1		0-0-0				
1-0-2		0-0-0	0-0-1		NEUTRAL		0-0-0		1-0-1		0-0-0				
3-1-4		0-1-0	0-0-2		NON-CONFERENCE		1-0-1		2-0-0		0-0-1				
2-0-2		0-0-0	0-0-1		HOME		1-0-0		1-0-0		0-0-1				
0-1-1		0-1-0	0-0-		AWAY		0-0-1		0-0-0		0-0-0				
1-0-1		0-0-0	0-0-1		NEUTRAL		0-0-0		1-0-0		0-0-0				
5-1-3		0-0-0	1-0-0		CONFERENCE		0-0-1		2-0-2		2-1-0				
3-1-0		0-0-0	0-0-0		HOME		0-0-0		1-0-0		2-1-0				
2-0-2		0-0-0	1-0-0		AWAY		0-0-1		1-0-1		0-0-0				
0-0-1		0-0-0	0-0-0		NEUTRAL		0-0-0		0-0-1		0-0-0				
RPI S	Opponent	Score		RPI S	Opponent	Score		RPI S	Opponent	Score		RPI S	Opponent	Score	
10 A	Georgetown	1	2	32 N	Rutgers	1	1	86 H	Radford	2	1	113 H	Delaware	2	1
				40 H	Penn	0	0	89 A	Princeton	1	1	119 N	Seton Hall	1	0
				45 A	James Madison	2	1	92 A	Hofstra	3	3	131 H	High Point	3	0
												139 A	Drexel	2	0
												140 A	Northeastern	0	0
												140 N	Northeastern	2	2
												165 H	UNC Wilmington	0	3
												216 H	George Mason	1	1
												226 H	Towson	1	0
												261 H	Col. of Charleston	5	1
LAST 10 GAMES															
				140 N	Northeastern	2	2	226 H	Towson	1	0				
				140 A	Northeastern	0	0	113 H	Delaware	2	1				
				92 A	Hofstra	3	3	139 A	Drexel	2	0				
				165 H	UNC Wilmington	0	3	45 A	James Madison	2	1				
				261 H	Col. of Charleston	5	1	89 A	Princeton	1	1				

Non-Div. I Games:

William &amp; Mary

Average RPI Win:	126	WON-LOST	WINNING	LAST 10	STRENGTH OF	OPP. STRENGTH	TEAM	ADJ	CONF.	ADJ CONF.	
Average RPI Loss:	59	RECORD	PCT. RANK	GAMES	SCHEDULE	OF SCHEDULE	RPI	RPI	RPI	RPI	
DIV. I ONLY		12-6-2	.65 61	6-3-1	84	55	53	.57528 50	6	6	
DIV. I NON-CONF.		7-3-1	.68182 74	1-0-0	95	50	59	.57809 57	6	6	
<hr/>											
TOTALS	RPI 1-25	RPI 26-50		W-L RECORDS	RPI 51-100		RPI 101-150		RPI 150+		
12-6-2	0-2-0	1-2-1		OVERALL	4-0-1		4-2-0		3-0-0		
9-0-1	0-0-0	1-0-0		HOME	3-0-1		3-0-0		2-0-0		
3-5-1	0-2-0	0-1-1		AWAY	1-0-0		1-2-0		1-0-0		
0-1-0	0-0-0	0-1-0		NEUTRAL	0-0-0		0-0-0		0-0-0		
<hr/>											
7-3-1	0-1-0	1-0-0		NON-CONFERENCE	3-0-1		0-2-0		3-0-0		
5-0-1	0-0-0	1-0-0		HOME	2-0-1		0-0-0		2-0-0		
2-3-0	0-1-0	0-0-		AWAY	1-0-0		0-2-0		1-0-0		
0-0-0	0-0-0	0-0-0		NEUTRAL	0-0-0		0-0-0		0-0-0		
<hr/>											
5-3-1	0-1-0	0-2-1		CONFERENCE	1-0-0		4-0-0		0-0-0		
4-0-0	0-0-0	0-0-0		HOME	1-0-0		3-0-0		0-0-0		
1-2-1	0-1-0	0-1-1		AWAY	0-0-0		1-0-0		0-0-0		
0-1-0	0-0-0	0-1-0		NEUTRAL	0-0-0		0-0-0		0-0-0		
<hr/>											
RPI S	Opponent	Score	RPI S	Opponent	Score	RPI S	Opponent	Score	RPI S	Opponent	Score
19 A	West Virginia	1 2	29 A	Texas Tech	0 1	51 A	Stephen F. Austin	2 0	116 A	Oregon St.	0 1
21 A	Colorado Col.	0 2	44 A	Oklahoma St.	1 1	53 H	South Fla.	1 1	123 A	Oregon	1 2
			44 N	Oklahoma St.	1 2	59 H	Baylor	2 1	124 A	Kansas	1 0
			48 H	Georgia	2 0	66 H	Illinois St.	2 1	132 H	Iowa St.	3 1
						85 H	Samford	2 0	133 H	TCU	2 0
									135 H	Oklahoma	1 0
									184 H	Texas St.	3 0
									208 H	UTSA	3 0
									288 A	Air Force	3 1
<hr/>											
LAST 10 GAMES											
44 N	Oklahoma St.	1 2	59 H	Baylor	2 1						
29 A	Texas Tech	0 1	124 A	Kansas	1 0						
51 A	Stephen F. Austin	2 0	19 A	West Virginia	1 2						
135 H	Oklahoma	1 0	132 H	Iowa St.	3 1						
44 A	Oklahoma St.	1 1	133 H	TCU	2 0						

Non-Div. I Games:

Texas

Average RPI Win:	187	WON-LOST RECORD	WINNING PCT. RANK	LAST 10 GAMES	STRENGTH OF SCHEDULE	OPP. STRENGTH OF SCHEDULE	TEAM RPI	ADJ RPI	CONF. RPI	ADJ CONF. RPI					
DIV. I ONLY		15-3-2	.8	14	6-1-1	147	136	45	.5746	51	14	15			
DIV. I NON-CONF.		5-2-1	.6875	67	0-1-0	189	115	96	.53697	98	17	18			
<hr/>															
TOTALS	RPI 1-25	RPI 26-50		W-L RECORDS		RPI 51-100		RPI 101-150		RPI 150+					
15-3-2	0-0-0	0-1-0		OVERALL		2-2-1		2-0-0		11-0-1					
6-3-0	0-0-0	0-1-0		HOME		0-2-0		2-0-0		4-0-0					
8-0-1	0-0-0	0-0-0		AWAY		2-0-0		0-0-0		6-0-1					
1-0-1	0-0-0	0-0-0		NEUTRAL		0-0-1		0-0-0		1-0-0					
<hr/>															
5-2-1	0-0-0	0-1-0		NON-CONFERENCE		1-1-0		1-0-0		3-0-1					
2-2-0	0-0-0	0-1-0		HOME		0-1-0		1-0-0		1-0-0					
3-0-1	0-0-0	0-0-		AWAY		1-0-0		0-0-0		2-0-1					
0-0-0	0-0-0	0-0-0		NEUTRAL		0-0-0		0-0-0		0-0-0					
<hr/>															
10-1-1	0-0-0	0-0-0		CONFERENCE		1-1-1		1-0-0		8-0-0					
4-1-0	0-0-0	0-0-0		HOME		0-1-0		1-0-0		3-0-0					
5-0-0	0-0-0	0-0-0		AWAY		1-0-0		0-0-0		4-0-0					
1-0-1	0-0-0	0-0-0		NEUTRAL		0-0-1		0-0-0		1-0-0					
<hr/>															
RPI	S	Opponent	Score	RPI	S	Opponent	Score	RPI	S	Opponent	Score				
				50	H	Texas	0 2	57	H	Oral Roberts	1 2	101	H	LSU	4 0
				60	H	Arizona St.	1 3	136	H	Nicholls St.	4 1				
				79	A	Southeastern La.	2 0	157	A	Rice	1 0				
				79	N	Southeastern La.	0 0	169	A	Sam Houston St.	1 0				
				90	A	UTEP	2 1	169	N	Sam Houston St.	2 1				
				184	H	Texas St.	1 0								
				195	H	Northwestern St.	2 0								
				197	A	Central Ark.	2 1								
				224	A	Lamar	3 0								
				245	H	Houston Baptist	2 0								
251	A	Houston	0 0												
259	H	McNeese St.	2 0												
286	A	New Mexico St.	2 0												
309	A	A&M-Corpus Christi	5 0												
<hr/>															
LAST 10 GAMES															
79	N	Southeastern La.	0 0	136	H	Nicholls St.	4 1								
169	N	Sam Houston St.	2 1	79	A	Southeastern La.	2 0								
309	A	A&M-Corpus Christi	5 0	259	H	McNeese St.	2 0								
197	A	Central Ark.	2 1	169	A	Sam Houston St.	1 0								
50	H	Texas	0 2	245	H	Houston Baptist	2 0								

Non-Div. I Games: Incarnate Word 1 1 Abilene Christian 2 0

Stephen F. Austin

Average RPI Win: 157		WON-LOST RECORD	WINNING PCT. RANK	LAST 10 GAMES	STRENGTH OF SCHEDULE	OPP. STRENGTH OF SCHEDULE	TEAM RPI	ADJ RPI		CONF. RPI	ADJ CONF. RPI
Average RPI Loss: 124											
DIV. I ONLY		12-4-2	.72222 34	8-1-1	98	117	51	.5726	52	8	8
DIV. I NON-CONF.		4-4-2	.5 146	1-1-1	223	160	187	.4749	186	9	9
TOTALS		RPI 1-25	RPI 26-50		W-L RECORDS		RPI 51-100		RPI 101-150		RPI 150+
12-4-2	0-0-0		1-2-1		OVERALL		4-0-0		2-0-1		5-2-0
6-1-1	0-0-0		1-0-0		HOME		3-0-0		0-0-1		2-1-0
6-2-1	0-0-0		0-1-1		AWAY		1-0-0		2-0-0		3-1-0
0-1-0	0-0-0		0-1-0		NEUTRAL		0-0-0		0-0-0		0-0-0
4-4-2	0-0-0		0-2-1		NON-CONFERENCE		0-0-0		0-0-1		4-2-0
2-1-1	0-0-0		0-0-0		HOME		0-0-0		0-0-1		2-1-0
2-2-1	0-0-0		0-1-		AWAY		0-0-0		0-0-0		2-1-0
0-1-0	0-0-0		0-1-0		NEUTRAL		0-0-0		0-0-0		0-0-0
8-0-0	0-0-0		1-0-0		CONFERENCE		4-0-0		2-0-0		1-0-0
4-0-0	0-0-0		1-0-0		HOME		3-0-0		0-0-0		0-0-0
4-0-0	0-0-0		0-0-0		AWAY		1-0-0		2-0-0		1-0-0
0-0-0	0-0-0		0-0-0		NEUTRAL		0-0-0		0-0-0		0-0-0
RPI S	Opponent	Score	RPI S	Opponent	Score	RPI S	Opponent	Score	RPI S	Opponent	Score
			30 A	Boston U.	0 1	71 A	Brown	1 0	126 A	Yale	3 1
			30 A	Boston U.	1 1	71 H	Brown	3 1	134 H	Providence	1 1
			39 N	California	1 2	89 H	Princeton	4 0	146 A	Columbia	2 1
			40 H	Penn	2 1	94 H	Dartmouth	2 1	168 A	San Francisco	0 1
									201 A	Cornell	7 2
									211 A	Central Conn. St.	2 0
									239 H	LIU Brooklyn	1 0
									257 H	New Hampshire	1 2
									282 H	Rhode Island	2 0
									317 A	UMass Lowell	5 0
LAST 10 GAMES											
			30 A	Boston U.	0 1	71 H	Brown	3 1			
			146 A	Columbia	2 1	201 A	Cornell	7 2			
			94 H	Dartmouth	2 1	30 A	Boston U.	1 1			
			71 A	Brown	1 0	126 A	Yale	3 1			
			89 H	Princeton	4 0	211 A	Central Conn. St.	2 0			

Non-Div. I Games:

Harvard

Average RPI Win:	178	WON-LOST RECORD	WINNING PCT. RANK	LAST 10 GAMES	STRENGTH OF SCHEDULE	OPP. STRENGTH OF SCHEDULE	TEAM RPI	ADJ RPI	CONF. RPI	ADJ CONF. RPI	
DIV. I ONLY		10-4-6	.65 61	5-2-3	76	79	55	.57078 53	7	7	
DIV. I NON-CONF.		5-1-3	.72222 54	0-0-0	119	138	65	.56833 64	7	7	
<hr/>											
TOTALS	RPI 1-25	RPI 26-50		W-L RECORDS	RPI 51-100		RPI 101-150		RPI 150+		
10-4-6	0-2-2	0-1-2		OVERALL	3-0-1		1-1-1		6-0-0		
8-0-3	0-0-1	0-0-1		HOME	2-0-1		1-0-0		5-0-0		
2-4-3	0-2-1	0-1-1		AWAY	1-0-0		0-1-1		1-0-0		
0-0-0	0-0-0	0-0-0		NEUTRAL	0-0-0		0-0-0		0-0-0		
5-1-3	0-1-1	0-0-1		NON-CONFERENCE	0-0-1		1-0-0		4-0-0		
5-0-2	0-0-1	0-0-0		HOME	0-0-1		1-0-0		4-0-0		
0-1-1	0-1-0	0-1-		AWAY	0-0-0		0-0-0		0-0-0		
0-0-0	0-0-0	0-0-0		NEUTRAL	0-0-0		0-0-0		0-0-0		
5-3-3	0-1-1	0-1-1		CONFERENCE	3-0-0		0-1-1		2-0-0		
3-0-1	0-0-0	0-0-1		HOME	2-0-0		0-0-0		1-0-0		
2-3-2	0-1-1	0-1-0		AWAY	1-0-0		0-1-1		1-0-0		
0-0-0	0-0-0	0-0-0		NEUTRAL	0-0-0		0-0-0		0-0-0		
RPI S	Opponent	Score	RPI S	Opponent	Score	RPI S	Opponent	Score	RPI S	Opponent	Score
12 H	Florida	1 1	27 A	Louisville	0 3	56 A	UConn	4 1	105 H	South Ala.	1 0
13 A	UCF	0 0	32 H	Rutgers	2 2	56 H	UConn	3 2	120 A	SMU	0 0
13 A	UCF	1 2	50 A	Texas	1 1	65 H	Memphis	3 1	138 A	Cincinnati	2 3
14 A	South Carolina	0 1				76 H	Clemson	1 1	173 H	Middle Tenn.	1 0
									209 H	North Florida	1 0
									238 H	Temple	1 0
									251 A	Houston	6 3
									301 H	Niagara	3 0
									325 H	Ark.-Pine Bluff	7 0
<hr/>											
			LAST 10 GAMES								
			13 A UCF 0 0			65 H Memphis 3 1					
			56 A UConn 4 1			138 A Cincinnati 2 3					
			251 A Houston 6 3			27 A Louisville 0 3					
			120 A SMU 0 0			56 H UConn 3 2					
			32 H Rutgers 2 2			238 H Temple 1 0					

Non-Div. I Games:

South Fla.

Average RPI Win: 222		WON-LOST	WINNING	LAST 10	STRENGTH OF		OPP. STRENGTH	TEAM	ADJ	CONF.	ADJ CONF.		
Average RPI Loss: 51		RECORD	PCT. RANK	GAMES	SCHEDULE		OF SCHEDULE	RPI	RPI	RPI	RPI		
DIV. I ONLY		17-2-2	.85714	5	7-1-2		199	246	54	.56981	54	29	29
DIV. I NON-CONF.		6-2-0	.75	41	0-1-0		120	96	57	.57675	59	30	30
TOTALS		RPI 1-25	RPI 26-50		W-L RECORDS		RPI 51-100		RPI 101-150		RPI 150+		
17-2-2	0-1-0	0-0-0		OVERALL		0-1-0		5-0-0		12-0-2			
9-0-0	0-0-0	0-0-0		HOME		0-0-0		3-0-0		6-0-0			
5-2-2	0-1-0	0-0-0		AWAY		0-1-0		1-0-0		4-0-2			
3-0-0	0-0-0	0-0-0		NEUTRAL		0-0-0		1-0-0		2-0-0			
6-2-0	0-1-0	0-0-0		NON-CONFERENCE		0-1-0		3-0-0		3-0-0			
4-0-0	0-0-0	0-0-0		HOME		0-0-0		2-0-0		2-0-0			
2-2-0	0-1-0	0-0-		AWAY		0-1-0		1-0-0		1-0-0			
0-0-0	0-0-0	0-0-0		NEUTRAL		0-0-0		0-0-0		0-0-0			
11-0-2	0-0-0	0-0-0		CONFERENCE		0-0-0		2-0-0		9-0-2			
5-0-0	0-0-0	0-0-0		HOME		0-0-0		1-0-0		4-0-0			
3-0-2	0-0-0	0-0-0		AWAY		0-0-0		0-0-0		3-0-2			
3-0-0	0-0-0	0-0-0		NEUTRAL		0-0-0		1-0-0		2-0-0			
RPI S	Opponent	Score		RPI S	Opponent	Score		RPI S	Opponent	Score			
9 A	Penn St.	0 3						92 A	Hofstra	1 2			
								113 H	Delaware	1 0			
								119 H	Seton Hall	3 2			
								145 H	Fairfield	2 0			
								145 N	Fairfield	2 0			
								146 A	Columbia	2 0			
								196 H	Fairleigh Dickinson	1 0			
								219 H	Rider	3 0			
								219 N	Rider	3 0			
								221 A	Lehigh	1 0			
								227 A	Siena	2 0			
								231 A	Iona	1 1			
								243 H	Marist	1 0			
								267 H	NJIT	3 0			
								268 A	Quinnipiac	0 0			
								291 H	Manhattan	6 0			
								301 A	Niagara	1 0			
								304 H	Canisius	2 1			
								304 N	Canisius	1 0			
								318 A	Saint Peter's	3 0			
LAST 10 GAMES													
9 A	Penn St.	0 3		318 A	Saint Peter's	3 0							
145 N	Fairfield	2 0		243 H	Marist	1 0							
219 N	Rider	3 0		219 H	Rider	3 0							
304 N	Canisius	1 0		227 A	Siena	2 0							
268 A	Quinnipiac	0 0		231 A	Iona	1 1							

Non-Div. I Games:

Monmouth



Average RPI Win: 130		WON-LOST RECORD		WINNING PCT. RANK		LAST 10 GAMES		STRENGTH OF SCHEDULE		OPP. STRENGTH OF SCHEDULE		TEAM RPI		ADJ RPI		CONF. RPI		ADJ CONF. RPI	
DIV. I ONLY		11-9-0		.55 118		5-5-0		36		63		58		.56949 56		7		7	
DIV. I NON-CONF.		6-4-0		.6 111		0-0-0		25		31		42		.59811 42		7		7	
TOTALS		RPI 1-25		RPI 26-50		W-L RECORDS		RPI 51-100		RPI 101-150		RPI 150+							
11-9-0		0-3-0		2-2-0		OVERALL		3-4-0		2-0-0		4-0-0							
9-5-0		0-2-0		0-1-0		HOME		3-2-0		2-0-0		4-0-0							
2-4-0		0-1-0		2-1-0		AWAY		0-2-0		0-0-0		0-0-0							
0-0-0		0-0-0		0-0-0		NEUTRAL		0-0-0		0-0-0		0-0-0							
6-4-0		0-2-0		1-1-0		NON-CONFERENCE		3-1-0		0-0-0		2-0-0							
5-3-0		0-2-0		0-0-0		HOME		3-1-0		0-0-0		2-0-0							
1-1-0		0-0-0		1-0-		AWAY		0-0-0		0-0-0		0-0-0							
0-0-0		0-0-0		0-0-0		NEUTRAL		0-0-0		0-0-0		0-0-0							
5-5-0		0-1-0		1-1-0		CONFERENCE		0-3-0		2-0-0		2-0-0							
4-2-0		0-0-0		0-1-0		HOME		0-1-0		2-0-0		2-0-0							
1-3-0		0-1-0		1-0-0		AWAY		0-2-0		0-0-0		0-0-0							
0-0-0		0-0-0		0-0-0		NEUTRAL		0-0-0		0-0-0		0-0-0							
RPI	S	Opponent		Score		RPI	S	Opponent		Score		RPI	S	Opponent		Score			
10	H	Georgetown		1	2	26	A	Boston College		1	0	53	A	South Fla.		2	3		
13	A	UCF		1	4	27	H	Louisville		2	3	53	H	South Fla.		1	4		
16	H	Stanford		0	1	30	A	Boston U.		0	1	62	H	Wisconsin		2	3		
						32	A	Rutgers		2	1	63	H	La Salle		1	0		
												65	A	Memphis		1	5		
												94	H	Dartmouth		2	0		
												100	H	Syracuse		1	0		
LAST 10 GAMES																			
						53	H	South Fla.		1	4	238	H	Temple		3	1		
						65	A	Memphis		1	5	53	A	South Fla.		2	3		
						32	A	Rutgers		2	1	13	A	UCF		1	4		
						27	H	Louisville		2	3	251	H	Houston		4	1		
						138	H	Cincinnati		1	0	120	H	SMU		2	1		

Non-Div. I Games:

UConn



Average RPI Win:	198	WON-LOST RECORD	WINNING PCT. RANK	LAST 10 GAMES	STRENGTH OF SCHEDULE	OPP. STRENGTH OF SCHEDULE	TEAM RPI	ADJ RPI	CONF. RPI	ADJ CONF. RPI						
DIV. I ONLY		12-3-1	.78125	20	6-1-1	142	148	52	.56883	57	14	15				
DIV. I NON-CONF.		3-2-0	.6	111	0-0-0	182	131	125	.51479	130	17	18				
<hr/>																
TOTALS	RPI 1-25	RPI 26-50		W-L RECORDS		RPI 51-100		RPI 101-150		RPI 150+						
12-3-1	0-0-0	0-0-0		OVERALL		1-2-1		1-1-0		10-0-0						
7-2-0	0-0-0	0-0-0		HOME		0-2-0		1-0-0		6-0-0						
5-1-0	0-0-0	0-0-0		AWAY		1-0-0		0-1-0		4-0-0						
0-0-1	0-0-0	0-0-0		NEUTRAL		0-0-1		0-0-0		0-0-0						
<hr/>																
3-2-0	0-0-0	0-0-0		NON-CONFERENCE		0-1-0		0-1-0		3-0-0						
2-1-0	0-0-0	0-0-0		HOME		0-1-0		0-0-0		2-0-0						
1-1-0	0-0-0	0-0-		AWAY		0-0-0		0-1-0		1-0-0						
0-0-0	0-0-0	0-0-0		NEUTRAL		0-0-0		0-0-0		0-0-0						
<hr/>																
9-1-1	0-0-0	0-0-0		CONFERENCE		1-1-1		1-0-0		7-0-0						
5-1-0	0-0-0	0-0-0		HOME		0-1-0		1-0-0		4-0-0						
4-0-0	0-0-0	0-0-0		AWAY		1-0-0		0-0-0		3-0-0						
0-0-1	0-0-0	0-0-0		NEUTRAL		0-0-1		0-0-0		0-0-0						
<hr/>																
RPI S	Opponent	Score	RPI S	Opponent	Score	RPI S	Opponent	Score	RPI S	Opponent	Score					
						51 A	Stephen F. Austin	2 1	135 A	Oklahoma	0 1					
						77 H	Tulsa	0 2	136 H	Nicholls St.	3 1					
						79 H	Southeastern La.	0 1	169 A	Sam Houston St.	2 1					
						79 N	Southeastern La.	1 1	171 H	UMKC	3 2					
									188 H	Arkansas St.	3 2					
									195 H	Northwestern St.	2 0					
									197 H	Central Ark.	4 1					
									224 A	Lamar	3 0					
									235 A	Missouri St.	2 1					
									245 A	Houston Baptist	3 0					
									259 H	McNeese St.	2 0					
									309 H	A&M-Corpus Christi	2 1					
						<hr/>										
						LAST 10 GAMES										
									79 N	Southeastern La.	1 1	245 A	Houston Baptist	3 0		
			259 H	McNeese St.	2 0	79 H	Southeastern La.	0 1								
			195 H	Northwestern St.	2 0	136 H	Nicholls St.	3 1								
			197 H	Central Ark.	4 1	309 H	A&M-Corpus Christi	2 1								
			169 A	Sam Houston St.	2 1	224 A	Lamar	3 0								
<hr/>																
Non-Div. I Games:	Southwestern Okla.	6	1	Abilene Christian	1	0	Rogers St.	8	0	Incarnate Word	0	1				
Oral Roberts																





Average RPI Win: 106		WON-LOST RECORD		WINNING PCT. RANK		LAST 10 GAMES		STRENGTH OF SCHEDULE		OPP. STRENGTH OF SCHEDULE		TEAM RPI		ADJ RPI		CONF. RPI		ADJ CONF. RPI	
DIV. I ONLY		9-8-2		.52632 137		3-5-2		29		35		59		.568 60		3		3	
DIV. I NON-CONF.		5-3-0		.625 91		0-0-0		41		80		50		.58916 49		3		3	
TOTALS		RPI 1-25		RPI 26-50		W-L RECORDS		RPI 51-100		RPI 101-150		RPI 150+							
9-8-2		1-3-1		2-2-0		OVERALL		1-1-1		3-2-0		2-0-0							
5-2-2		0-1-1		2-0-0		HOME		0-0-1		2-1-0		1-0-0							
3-5-0		1-2-0		0-1-0		AWAY		1-1-0		1-1-0		0-0-0							
1-1-0		0-0-0		0-1-0		NEUTRAL		0-0-0		0-0-0		1-0-0							
5-3-0		0-1-0		1-1-0		NON-CONFERENCE		1-0-0		1-1-0		2-0-0							
3-1-0		0-0-0		1-0-0		HOME		0-0-0		1-1-0		1-0-0							
1-1-0		0-1-0		0-0-		AWAY		1-0-0		0-0-0		0-0-0							
1-1-0		0-0-0		0-1-0		NEUTRAL		0-0-0		0-0-0		1-0-0							
4-5-2		1-2-1		1-1-0		CONFERENCE		0-1-1		2-1-0		0-0-0							
2-1-2		0-1-1		1-0-0		HOME		0-0-1		1-0-0		0-0-0							
2-4-0		1-1-0		0-1-0		AWAY		0-1-0		1-1-0		0-0-0							
0-0-0		0-0-0		0-0-0		NEUTRAL		0-0-0		0-0-0		0-0-0							
RPI S	Opponent		Score		RPI S	Opponent		Score		RPI S	Opponent		Score		RPI S	Opponent		Score	
2 A	UCLA		0 3		29 N	Texas Tech		0 1		51 A	Stephen F. Austin		3 1		106 H	Boise St.		0 2	
15 A	Texas A&M		1 3		39 A	California		1 2		69 H	Washington		0 0		111 H	Southern California		1 0	
16 A	Stanford		1 0		41 H	Illinois		4 3		83 A	Arizona		0 2		116 A	Oregon St.		0 1	
22 H	Colorado		2 2		42 H	Utah		2 1							123 A	Oregon		1 0	
23 H	Washington St.		0 1												124 H	Kansas		4 0	
															204 H	Cal St. Northridge		2 0	
															240 N	Southern Utah		4 0	
LAST 10 GAMES																			
83 A	Arizona		0 2		2 A	UCLA		0 3											
42 H	Utah		2 1		116 A	Oregon St.		0 1											
22 H	Colorado		2 2		123 A	Oregon		1 0											
23 H	Washington St.		0 1		16 A	Stanford		1 0											
69 H	Washington		0 0		39 A	California		1 2											

Non-Div. I Games:

Arizona St.

Average RPI Win:	151	WON-LOST RECORD	WINNING PCT. RANK	LAST 10 GAMES	STRENGTH OF SCHEDULE	OPP. STRENGTH OF SCHEDULE	TEAM RPI	ADJ RPI	CONF. RPI	ADJ CONF. RPI	
DIV. I ONLY		10-7-2	.57895 101	5-4-1	48	77	62	.56729 61	9	9	
DIV. I NON-CONF.		5-3-2	.6 111	0-0-1	15	39	36	.60444 34	8	8	
<hr/>											
TOTALS	RPI 1-25	RPI 26-50		W-L RECORDS	RPI 51-100		RPI 101-150		RPI 150+		
10-7-2	1-4-0	0-1-1		OVERALL	2-0-0		2-0-1		5-2-0		
6-2-2	0-2-0	0-0-1		HOME	1-0-0		1-0-1		4-0-0		
4-5-0	1-2-0	0-1-0		AWAY	1-0-0		1-0-0		1-2-0		
0-0-0	0-0-0	0-0-0		NEUTRAL	0-0-0		0-0-0		0-0-0		
5-3-2	1-2-0	0-0-1		NON-CONFERENCE	1-0-0		2-0-1		1-1-0		
3-1-2	0-1-0	0-0-1		HOME	1-0-0		1-0-1		1-0-0		
2-2-0	1-1-0	0-0-		AWAY	0-0-0		1-0-0		0-1-0		
0-0-0	0-0-0	0-0-0		NEUTRAL	0-0-0		0-0-0		0-0-0		
5-4-0	0-2-0	0-1-0		CONFERENCE	1-0-0		0-0-0		4-1-0		
3-1-0	0-1-0	0-0-0		HOME	0-0-0		0-0-0		3-0-0		
2-3-0	0-1-0	0-1-0		AWAY	1-0-0		0-0-0		1-1-0		
0-0-0	0-0-0	0-0-0		NEUTRAL	0-0-0		0-0-0		0-0-0		
RPI S	Opponent	Score	RPI S	Opponent	Score	RPI S	Opponent	Score	RPI S	Opponent	Score
2 H	UCLA	0 2	28 A	BYU	0 1	80 H	San Diego St.	2 0	109 H	Cal St. Fullerton	1 1
7 A	Michigan	0 2	39 H	California	1 1	91 A	San Diego	2 1	111 A	Southern California	1 0
11 A	Santa Clara	2 9							112 H	Wright St.	1 0
15 A	Texas A&M	3 1							168 A	San Francisco	0 2
20 H	Portland	1 3							177 H	St. Mary's (CA)	3 1
									189 H	Fresno St.	3 1
									228 H	Gonzaga	1 0
									242 A	Toledo	2 3
									244 A	Loyola Marymount	1 0
									265 H	Pacific	2 1
<hr/>											
LAST 10 GAMES											
244 A Loyola Marymount 1 0						91 A San Diego 2 1					
11 A Santa Clara 2 9						28 A BYU 0 1					
168 A San Francisco 0 2						20 H Portland 1 3					
177 H St. Mary's (CA) 3 1						228 H Gonzaga 1 0					
265 H Pacific 2 1						109 H Cal St. Fullerton 1 1					

Non-Div. I Games:

Pepperdine

Average RPI Win:		101	WON-LOST RECORD		WINNING PCT. RANK	LAST 10 GAMES	STRENGTH OF SCHEDULE		OPP. STRENGTH OF SCHEDULE	TEAM RPI	ADJ RPI	CONF. RPI	ADJ CONF. RPI				
Average RPI Loss:		44															
DIV. I ONLY			10-7-2		.57895	101	4-6-0		77	13	61	.56688	62	2	2		
DIV. I NON-CONF.			5-1-1		.78571	30	0-0-0		216	20	68	.56669	66	2	2		
TOTALS		RPI 1-25		RPI 26-50		W-L RECORDS		RPI 51-100		RPI 101-150		RPI 150+					
10-7-2		0-3-1		1-3-0		OVERALL		5-0-0		2-0-1		2-1-0					
4-4-0		0-2-0		1-1-0		HOME		2-0-0		0-0-0		1-1-0					
6-2-2		0-0-1		0-2-0		AWAY		3-0-0		2-0-1		1-0-0					
0-1-0		0-1-0		0-0-0		NEUTRAL		0-0-0		0-0-0		0-0-0					
5-1-1		0-0-0		0-0-0		NON-CONFERENCE		3-0-0		1-0-1		1-1-0					
1-1-0		0-0-0		0-0-0		HOME		1-0-0		0-0-0		0-1-0					
4-0-1		0-0-0		0-0-		AWAY		2-0-0		1-0-1		1-0-0					
0-0-0		0-0-0		0-0-0		NEUTRAL		0-0-0		0-0-0		0-0-0					
5-6-1		0-3-1		1-3-0		CONFERENCE		2-0-0		1-0-0		1-0-0					
3-3-0		0-2-0		1-1-0		HOME		1-0-0		0-0-0		1-0-0					
2-2-1		0-0-1		0-2-0		AWAY		1-0-0		1-0-0		0-0-0					
0-1-0		0-1-0		0-0-0		NEUTRAL		0-0-0		0-0-0		0-0-0					
RPI	S	Opponent		Score		RPI	S	Opponent		Score		RPI	S	Opponent		Score	
7	A	Michigan		0 0		30	A	Indiana		0 1		55	H	Ohio St.		1 0	
8	H	Nebraska		1 2		35	H	Minnesota		0 1		56	A	UConn		3 2	
9	H	Penn St.		1 2		37	H	Iowa		2 1		66	A	Illinois St.		4 1	
9	N	Penn St.		0 2		41	A	Illinois		2 3		81	A	Michigan St.		2 0	
												82	H	Milwaukee		3 0	
						</											

Non-Div. I Games:

Wisconsin

Average RPI Win:		178	WON-LOST RECORD		WINNING PCT. RANK	LAST 10 GAMES	STRENGTH OF SCHEDULE		OPP. STRENGTH OF SCHEDULE	TEAM RPI	ADJ RPI	CONF. RPI	ADJ CONF. RPI		
Average RPI Loss:		97													
DIV. I ONLY		15-5-3			.71739 35	6-2-2	138		103	63	.56378 63	15	14		
DIV. I NON-CONF.		8-3-1			.70833 61	0-1-0	166		29	71	.56191 71	13	13		
TOTALS		RPI 1-25	RPI 26-50		W-L RECORDS		RPI 51-100		RPI 101-150		RPI 150+				
15-5-3		0-2-0	1-0-0		OVERALL		1-1-2		3-0-1		10-2-0				
7-0-0		0-0-0	0-0-0		HOME		1-0-0		1-0-0		5-0-0				
5-5-2		0-2-0	1-0-0		AWAY		0-1-1		2-0-1		2-2-0				
3-0-1		0-0-0	0-0-0		NEUTRAL		0-0-1		0-0-0		3-0-0				
8-3-1		0-2-0	1-0-0		NON-CONFERENCE		0-1-1		3-0-0		4-0-0				
3-0-0		0-0-0	0-0-0		HOME		0-0-0		1-0-0		2-0-0				
4-3-1		0-2-0	1-0-		AWAY		0-1-1		2-0-0		1-0-0				
1-0-0		0-0-0	0-0-0		NEUTRAL		0-0-0		0-0-0		1-0-0				
7-2-2		0-0-0	0-0-0		CONFERENCE		1-0-1		0-0-1		6-2-0				
4-0-0		0-0-0	0-0-0		HOME		1-0-0		0-0-0		3-0-0				
1-2-1		0-0-0	0-0-0		AWAY		0-0-0		0-0-1		1-2-0				
2-0-1		0-0-0	0-0-0		NEUTRAL		0-0-1		0-0-0		2-0-0				
RPI S	Opponent	Score		RPI S	Opponent	Score		RPI S	Opponent	Score		RPI S	Opponent	Score	
9 A	Penn St.	1	5	45 A	James Madison	2	1	56 A	UConn	0	1	104 A	Villanova	1	0
10 A	Georgetown	0	2					70 H	Dayton	2	0	114 A	VCU	2	2
								70 N	Dayton	1	1	118 H	Marshall	2	1
								89 A	Princeton	0	0	139 A	Drexel	4	0
												152 H	Saint Joseph's	6	0
												189 N	Massachusetts	1	0
												205 A	George Washington	0	1
												205 N	George Washington	2	0
												206 A	St. Bonaventure	1	2
												210 H	American	3	2
												212 H	Fordham	1	0
												216 H	George Mason	5	0
												221 A	Lehigh	1	0
												241 A	Duquesne	3	0
												270 H	Loyola Maryland	4	0
												273 N	Old Dominion	1	0
LAST 10 GAMES															
10 A	Georgetown	0	2	70 H	Dayton	2	0								
70 N	Dayton	1	1	241 A	Duquesne	3	0								
189 N	Massachusetts	1	0	206 A	St. Bonaventure	1	2								
205 N	George Washington	2	0	152 H	Saint Joseph's	6	0								
216 H	George Mason	5	0	114 A	VCU	2	2								

Non-Div. I Games:

La Salle

Average RPI Win: 163		WON-LOST RECORD		WINNING PCT. RANK		LAST 10 GAMES		STRENGTH OF SCHEDULE		OPP. STRENGTH OF SCHEDULE		TEAM RPI		ADJ RPI		CONF. RPI		ADJ CONF. RPI	
DIV. I ONLY		11-7-2		.6 94		4-6-0		66		72		65		.56363 64		4		5	
DIV. I NON-CONF.		7-1-2		.8 24		0-1-0		101		149		43		.59486 44		5		5	
TOTALS		RPI 1-25		RPI 26-50		W-L RECORDS		RPI 51-100		RPI 101-150		RPI 150+							
11-7-2		1-2-0		1-3-0		OVERALL		0-0-2		4-2-0		5-0-0							
5-1-2		1-1-0		1-0-0		HOME		0-0-2		2-0-0		1-0-0							
6-6-0		0-1-0		0-3-0		AWAY		0-0-0		2-2-0		4-0-0							
0-0-0		0-0-0		0-0-0		NEUTRAL		0-0-0		0-0-0		0-0-0							
7-1-2		1-0-0		0-1-0		NON-CONFERENCE		0-0-2		1-0-0		5-0-0							
2-0-2		1-0-0		0-0-0		HOME		0-0-2		0-0-0		1-0-0							
5-1-0		0-0-0		0-0-		AWAY		0-0-0		1-0-0		4-0-0							
0-0-0		0-0-0		0-0-0		NEUTRAL		0-0-0		0-0-0		0-0-0							
4-6-0		0-2-0		1-2-0		CONFERENCE		0-0-0		3-2-0		0-0-0							
3-1-0		0-1-0		1-0-0		HOME		0-0-0		2-0-0		0-0-0							
1-5-0		0-1-0		0-2-0		AWAY		0-0-0		1-2-0		0-0-0							
0-0-0		0-0-0		0-0-0		NEUTRAL		0-0-0		0-0-0		0-0-0							
RPI	S	Opponent		Score		RPI	S	Opponent		Score		RPI	S	Opponent		Score			
6	A	Marquette		1	2	27	A	Louisville		0	2	75	H	Seattle		1	1		
7	H	Michigan		1	0	36	A	St. John's (NY)		2	3	95	H	Eastern Mich.		1	1		
10	H	Georgetown		0	3	36	H	St. John's (NY)		2	1								
						43	A	DePaul		0	1								

Non-Div. I Games:

Butler



Average RPI Win: 144		WON-LOST	WINNING	LAST 10	STRENGTH OF	OPP. STRENGTH	TEAM	ADJ	CONF.	ADJ CONF.							
Average RPI Loss: 67		RECORD	PCT. RANK	GAMES	SCHEDULE	OF SCHEDULE	RPI	RPI	RPI	RPI							
DIV. I ONLY		13-7-1	.64286	65	6-3-1	95	70	64	.56362	65	7	7					
DIV. I NON-CONF.		7-2-0	.77778	32	0-0-0	105	106	46	.59095	47	7	7					
<hr/>																	
TOTALS		RPI 1-25		RPI 26-50		W-L RECORDS		RPI 51-100		RPI 101-150		RPI 150+					
13-7-1		0-1-0		1-3-1		OVERALL		4-1-0		3-1-0		5-1-0					
7-1-0		0-0-0		0-0-0		HOME		3-0-0		2-0-0		2-1-0					
5-6-0		0-1-0		1-3-0		AWAY		1-1-0		1-1-0		2-0-0					
1-0-1		0-0-0		0-0-1		NEUTRAL		0-0-0		0-0-0		1-0-0					
7-2-0		0-0-0		0-1-0		NON-CONFERENCE		3-0-0		2-0-0		2-1-0					
3-1-0		0-0-0		0-0-0		HOME		2-0-0		1-0-0		0-1-0					
4-1-0		0-0-0		0-0-		AWAY		1-0-0		1-0-0		2-0-0					
0-0-0		0-0-0		0-0-0		NEUTRAL		0-0-0		0-0-0		0-0-0					
6-5-1		0-1-0		1-2-1		CONFERENCE		1-1-0		1-1-0		3-0-0					
4-0-0		0-0-0		0-0-0		HOME		1-0-0		1-0-0		2-0-0					
1-5-0		0-1-0		1-2-0		AWAY		0-1-0		0-1-0		0-0-0					
1-0-1		0-0-0		0-0-1		NEUTRAL		0-0-0		0-0-0		1-0-0					
RPI	S	Opponent		Score		RPI	S	Opponent		Score		RPI	S	Opponent		Score	
13	A	UCF		1 4		27	A	Louisville		2 1		53	A	South Fla.		1 3	
						27	A	Louisville		2 3		56	H	UConn		5 1	
						32	A	Rutgers		2 3		67	A	FGCU		2 1	
						32	N	Rutgers		0 0		85	H	Samford		2 0	
						34	A	Ole Miss		0 3		99	H	Missouri		2 1	
						</											

Non-Div. I Games:

Memphis

Average RPI Win: 192		WON-LOST	WINNING	LAST 10	STRENGTH OF		OPP. STRENGTH	TEAM	ADJ	CONF.	ADJ CONF.
Average RPI Loss: 57		RECORD	PCT. RANK	GAMES	SCHEDULE		OF SCHEDULE	RPI	RPI	RPI	RPI
DIV. I ONLY		14-7-1	.65909	56	8-1-1		104	100	68	.56137	66
DIV. I NON-CONF.		6-7-1	.46429	182	0-1-1		68	14	97	.53991	92
TOTALS		RPI 1-25	RPI 26-50		W-L RECORDS		RPI 51-100		RPI 101-150		RPI 150+
14-7-1	1-1-0	0-3-1		OVERALL		0-2-0		2-1-0		11-0-0	
8-2-0	1-0-0	0-0-0		HOME		0-2-0		1-0-0		6-0-0	
5-5-1	0-1-0	0-3-1		AWAY		0-0-0		1-1-0		4-0-0	
1-0-0	0-0-0	0-0-0		NEUTRAL		0-0-0		0-0-0		1-0-0	
6-7-1	1-1-0	0-3-1		NON-CONFERENCE		0-2-0		2-1-0		3-0-0	
5-2-0	1-0-0	0-0-0		HOME		0-2-0		1-0-0		3-0-0	
1-5-1	0-1-0	0-1-		AWAY		0-0-0		1-1-0		0-0-0	
0-0-0	0-0-0	0-0-0		NEUTRAL		0-0-0		0-0-0		0-0-0	
8-0-0	0-0-0	0-0-0		CONFERENCE		0-0-0		0-0-0		8-0-0	
3-0-0	0-0-0	0-0-0		HOME		0-0-0		0-0-0		3-0-0	
4-0-0	0-0-0	0-0-0		AWAY		0-0-0		0-0-0		4-0-0	
1-0-0	0-0-0	0-0-0		NEUTRAL		0-0-0		0-0-0		1-0-0	
RPI S	Opponent	Score		RPI S	Opponent	Score		RPI S	Opponent	Score	
6 H	Marquette	3	2	27 A	Louisville	1	1	62 H	Wisconsin	1	4
7 A	Michigan	0	3	35 A	Minnesota	0	4	82 H	Milwaukee	1	2
				41 A	Illinois	1	5				
				50 A	Texas	1	2				
				LAST 10 GAMES							
	7 A	Michigan	0	3		285 H	Drake	3	0		
	27 A	Louisville	1	1		217 H	Evansville	4	0		
	183 N	Indiana St.	5	0		319 A	UNI	5	0		
	217 A	Evansville	3	1		223 H	Loyola Chicago	1	0		
	235 A	Missouri St.	3	1		183 A	Indiana St.	2	1		

Non-Div. I Games:

Illinois St.

FGCU				Through Games Of Sunday, Dec. 08, 2013														
Average RPI Win:		208	WON-LOST	WINNING	LAST 10	STRENGTH OF	OPP. STRENGTH	TEAM	ADJ	CONF.	ADJ CONF.							
Average RPI Loss:		30	RECORD	PCT. RANK	GAMES	SCHEDULE	OF SCHEDULE	RPI	RPI	RPI	RPI							
DIV. I ONLY			13-3-4	.75	28	7-0-3	157	147	66	.56026	67	18	18					
DIV. I NON-CONF.			5-3-1	.61111	102	0-0-0	152	55	99	.53622	101	19	19					
TOTALS		RPI 1-25		RPI 26-50		W-L RECORDS		RPI 51-100		RPI 101-150		RPI 150+						
13-3-4		0-2-0		0-0-0		OVERALL		1-1-0		1-0-1		11-0-3						
7-1-2		0-0-0		0-0-0		HOME		0-1-0		1-0-1		6-0-1						
4-2-2		0-2-0		0-0-0		AWAY		0-0-0		0-0-0		4-0-2						
2-0-0		0-0-0		0-0-0		NEUTRAL		1-0-0		0-0-0		1-0-0						
5-3-1		0-2-0		0-0-0		NON-CONFERENCE		1-1-0		0-0-0		4-0-1						
2-1-1		0-0-0		0-0-0		HOME		0-1-0		0-0-0		2-0-1						
1-2-0		0-2-0		0-0-		AWAY		0-0-0		0-0-0		1-0-0						
2-0-0		0-0-0		0-0-0		NEUTRAL		1-0-0		0-0-0		1-0-0						
8-0-3		0-0-0		0-0-0		CONFERENCE		0-0-0		1-0-1		7-0-2						
5-0-1		0-0-0		0-0-0		HOME		0-0-0		1-0-1		4-0-0						
3-0-2		0-0-0		0-0-0		AWAY		0-0-0		0-0-0		3-0-2						
0-0-0		0-0-0		0-0-0		NEUTRAL		0-0-0		0-0-0		0-0-0						
RPI S	Opponent		Score		RPI S	Opponent		Score		RPI S	Opponent		Score					
12 A	Florida		1	3				65 H	Memphis	1	2	117 H	Jacksonville		0	0		
13 A	UCF		0	4				88 N	Portland St.	1	0	117 H	Jacksonville		2	1		
												161 A	Kennesaw St.		0	0		
												167 A	FIU		2	1		
												178 H	Davidson		0	0		
												182 N	Idaho St.		5	1		
												192 A	Mercer		3	1		
												192 H	Mercer		2	0		
												209 H	North Florida		3	0		
												214 A	Lipscomb		1	1		
												220 H	Mississippi St.		2	1		
												233 A	Stetson		4	0		
												249 H	East Tenn. St.		2	1		
												263 A	Northern Ky.		2	0		
												279 H	USC Upstate		7	0		
												310 H	Albany (NY)		5	0		
					LAST 10 GAMES													
					117 H Jacksonville					0	0	279 H USC Upstate					7	0
					192 H Mercer					2	0	249 H East Tenn. St.					2	1
					233 A Stetson					4	0	214 A Lipscomb					1	1
					161 A Kennesaw St.					0	0	263 A Northern Ky.					2	0
					192 A Mercer					3	1	209 H North Florida					3	0

Non-Div. I Games:

FGCU

Average RPI Win:	194	WON-LOST RECORD	WINNING PCT. RANK	LAST 10 GAMES	STRENGTH OF SCHEDULE	OPP. STRENGTH OF SCHEDULE	TEAM RPI	ADJ RPI	CONF. RPI	ADJ CONF. RPI	
Average RPI Loss:	89										
DIV. I ONLY	16-6-1	.71739	35	8-2-0	124	163	67	.55882	68	21	21
DIV. I NON-CONF.	5-4-0	.55556	129	0-1-0	113	53	102	.53448	104	27	27
<hr/>											
TOTALS	RPI 1-25	RPI 26-50		W-L RECORDS	RPI 51-100		RPI 101-150		RPI 150+		
16-6-1	0-1-0	0-0-0		OVERALL	2-2-0		4-3-0		10-0-1		
8-1-0	0-0-0	0-0-0		HOME	0-0-0		2-1-0		6-0-0		
6-5-1	0-1-0	0-0-0		AWAY	1-2-0		1-2-0		4-0-1		
2-0-0	0-0-0	0-0-0		NEUTRAL	1-0-0		1-0-0		0-0-0		
<hr/>											
5-4-0	0-1-0	0-0-0		NON-CONFERENCE	1-1-0		1-2-0		3-0-0		
2-1-0	0-0-0	0-0-0		HOME	0-0-0		0-1-0		2-0-0		
3-3-0	0-1-0	0-0-		AWAY	1-1-0		1-1-0		1-0-0		
0-0-0	0-0-0	0-0-0		NEUTRAL	0-0-0		0-0-0		0-0-0		
<hr/>											
11-2-1	0-0-0	0-0-0		CONFERENCE	1-1-0		3-1-0		7-0-1		
6-0-0	0-0-0	0-0-0		HOME	0-0-0		2-0-0		4-0-0		
3-2-1	0-0-0	0-0-0		AWAY	0-1-0		0-1-0		3-0-1		
2-0-0	0-0-0	0-0-0		NEUTRAL	1-0-0		1-0-0		0-0-0		
<hr/>											
RPI	S	Opponent	Score	RPI	S	Opponent	Score	RPI	S	Opponent	Score
4	A	North Carolina	0 4					74	A	Elon	0 2
								86	A	Radford	0 3
								86	N	Radford	5 0
								96	A	UNC Greensboro	1 0

Non-Div. I Games:

Liberty

Average RPI Win:		120	WON-LOST RECORD		WINNING PCT. RANK		LAST 10 GAMES		STRENGTH OF SCHEDULE		OPP. STRENGTH OF SCHEDULE		TEAM RPI		ADJ RPI		CONF. RPI		ADJ CONF. RPI		
DIV. I ONLY			7-9-4		.45 186		3-4-3		13		39		71		.55858 69		3		3		
DIV. I NON-CONF.			4-5-0		.44444 190		0-0-0		12		79		69		.56415 69		3		3		
TOTALS		RPI 1-25		RPI 26-50		W-L RECORDS		RPI 51-100		RPI 101-150		RPI 150+									
7-9-4		0-6-1		1-1-0		OVERALL		2-1-2		2-1-1		2-0-0									
4-7-0		0-4-0		1-1-0		HOME		1-1-0		1-1-0		1-0-0									
1-0-4		0-0-1		0-0-0		AWAY		0-0-2		1-0-1		0-0-0									
2-2-0		0-2-0		0-0-0		NEUTRAL		1-0-0		0-0-0		1-0-0									
4-5-0		0-3-0		0-0-0		NON-CONFERENCE		2-1-0		0-1-0		2-0-0									
2-3-0		0-1-0		0-0-0		HOME		1-1-0		0-1-0		1-0-0									
0-0-0		0-0-0		0-0-		AWAY		0-0-0		0-0-0		0-0-0									
2-2-0		0-2-0		0-0-0		NEUTRAL		1-0-0		0-0-0		1-0-0									
3-4-4		0-3-1		1-1-0		CONFERENCE		0-0-2		2-0-1		0-0-0									
2-4-0		0-3-0		1-1-0		HOME		0-0-0		1-0-0		0-0-0									
1-0-4		0-0-1		0-0-0		AWAY		0-0-2		1-0-1		0-0-0									
0-0-0		0-0-0		0-0-0		NEUTRAL		0-0-0		0-0-0		0-0-0									
RPI	S	Opponent		Score		RPI	S	Opponent		Score		RPI	S	Opponent		Score					
2	A	UCLA		0 0		39	H	California		0 1		59	H	Baylor		0 1		106	H	Boise St.	
13	N	UCF		0 3		42	H	Utah		1 0		60	A	Arizona St.		0 0		111	A	Southern California	
16	H	Stanford		0 1								75	H	Seattle		5 0		116	A	Oregon St.	
17	N	Wake Forest		0 1								83	A	Arizona		2 2		123	H	Oregon	
20	H	Portland		0 3								96	N	UNC Greensboro		1 0		163	N	Central Mich.	
22	H	Colorado		0 1														228	H	Gonzaga	
23	H	Washington St.		0 1																	
LAST 10 GAMES																					
		23 H Washington St.		0 1				123 H Oregon		2 1											
		39 H California		0 1				22 H Colorado		0 1											
		16 H Stanford		0 1				42 H Utah		1 0											
		83 A Arizona		2 2				2 A UCLA		0 0											
		60 A Arizona St.		0 0				111 A Southern California		1 0											

Non-Div. I Games:

Washington

Average RPI Win:	182	WON-LOST RECORD	WINNING PCT. RANK	LAST 10 GAMES	STRENGTH OF SCHEDULE	OPP. STRENGTH OF SCHEDULE	TEAM RPI	ADJ RPI	CONF. RPI	ADJ CONF. RPI					
DIV. I ONLY		14-5-2	.71429	37	8-1-1	154	98	69	.55746	70	15	14			
DIV. I NON-CONF.		5-4-1	.55	136	0-0-0	148	42	117	.52367	117	13	13			
<hr/>															
TOTALS	RPI 1-25	RPI 26-50		W-L RECORDS		RPI 51-100		RPI 101-150		RPI 150+					
14-5-2	0-0-0	0-2-0		OVERALL		0-3-1		3-0-1		11-0-0					
6-1-0	0-0-0	0-0-0		HOME		0-1-0		1-0-0		5-0-0					
7-4-1	0-0-0	0-2-0		AWAY		0-2-0		2-0-1		5-0-0					
1-0-1	0-0-0	0-0-0		NEUTRAL		0-0-1		0-0-0		1-0-0					
<hr/>															
5-4-1	0-0-0	0-2-0		NON-CONFERENCE		0-2-0		2-0-1		3-0-0					
2-1-0	0-0-0	0-0-0		HOME		0-1-0		1-0-0		1-0-0					
3-3-1	0-0-0	0-0-		AWAY		0-1-0		1-0-1		2-0-0					
0-0-0	0-0-0	0-0-0		NEUTRAL		0-0-0		0-0-0		0-0-0					
<hr/>															
9-1-1	0-0-0	0-0-0		CONFERENCE		0-1-1		1-0-0		8-0-0					
4-0-0	0-0-0	0-0-0		HOME		0-0-0		0-0-0		4-0-0					
4-1-0	0-0-0	0-0-0		AWAY		0-1-0		1-0-0		3-0-0					
1-0-1	0-0-0	0-0-0		NEUTRAL		0-0-1		0-0-0		1-0-0					
<hr/>															
RPI	S	Opponent	Score	RPI	S	Opponent	Score	RPI	S	Opponent	Score				
				30	A	Boston U.	0 1	58	A	Tennessee	0 2	112	A	Wright St.	2 2
				33	A	Kentucky	1 3	63	A	La Salle	0 2	114	A	VCU	5 4
								63	N	La Salle	1 1	134	A	Providence	3 0
								81	H	Michigan St.	1 2	138	H	Cincinnati	3 1
												152	A	Saint Joseph's	3 2
												158	H	Saint Louis	3 2
												163	A	Central Mich.	1 0
												167	H	FIU	4 0
												175	H	Richmond	4 0
												189	A	Massachusetts	1 0
												206	N	St. Bonaventure	4 1
												212	H	Fordham	3 1
												216	H	George Mason	3 0
												242	A	Toledo	4 0
												282	A	Rhode Island	4 0
<hr/>															
				LAST 10 GAMES											
				63	N	La Salle	1 1	212	H	Fordham	3 1				
				206	N	St. Bonaventure	4 1	158	H	Saint Louis	3 2				
				114	A	VCU	5 4	282	A	Rhode Island	4 0				
				152	A	Saint Joseph's	3 2	189	A	Massachusetts	1 0				
				63	A	La Salle	0 2	216	H	George Mason	3 0				

Non-Div. I Games:

Dayton

Average RPI Win: 182		WON-LOST RECORD		WINNING PCT. RANK		LAST 10 GAMES		STRENGTH OF SCHEDULE		OPP. STRENGTH OF SCHEDULE		TEAM RPI		ADJ RPI		CONF. RPI		ADJ CONF. RPI	
DIV. I ONLY		10-6-1		.61765 86		5-4-1		75		111		70		.55745 71		8		8	
DIV. I NON-CONF.		5-2-0		.71429 60		1-0-0		190		163		91		.54038 91		9		9	
TOTALS		RPI 1-25		RPI 26-50		W-L RECORDS		RPI 51-100		RPI 101-150		RPI 150+							
10-6-1		0-1-0		0-2-0		OVERALL		2-3-0		3-0-1		5-0-0							
6-3-0		0-0-0		0-2-0		HOME		2-1-0		2-0-0		2-0-0							
4-3-1		0-1-0		0-0-0		AWAY		0-2-0		1-0-1		3-0-0							
0-0-0		0-0-0		0-0-0		NEUTRAL		0-0-0		0-0-0		0-0-0							
5-2-0		0-1-0		0-1-0		NON-CONFERENCE		0-0-0		1-0-0		4-0-0							
3-1-0		0-0-0		0-1-0		HOME		0-0-0		1-0-0		2-0-0							
2-1-0		0-1-0		0-0-		AWAY		0-0-0		0-0-0		2-0-0							
0-0-0		0-0-0		0-0-0		NEUTRAL		0-0-0		0-0-0		0-0-0							
5-4-1		0-0-0		0-1-0		CONFERENCE		2-3-0		2-0-1		1-0-0							
3-2-0		0-0-0		0-1-0		HOME		2-1-0		1-0-0		0-0-0							
2-2-1		0-0-0		0-0-0		AWAY		0-2-0		1-0-1		1-0-0							
0-0-0		0-0-0		0-0-0		NEUTRAL		0-0-0		0-0-0		0-0-0							
RPI S	Opponent	Score		RPI S	Opponent	Score		RPI S	Opponent	Score		RPI S	Opponent	Score					
13 A	UCF	0	2	36 H	St. John's (NY)	0	4	52 A	Harvard	1	3	126 A	Yale	3	1				
				40 H	Penn	0	1	52 H	Harvard	0	1	126 H	Yale	2	1				
								89 H	Princeton	2	0	140 H	Northeastern	2	1				
								94 A	Dartmouth	0	2	146 A	Columbia	0	0				
								94 H	Dartmouth	1	0	189 A	Massachusetts	2	1				
												201 A	Cornell	3	2				
												268 A	Quinnipiac	1	0				
												290 H	Bryant	1	0				
												292 H	Sacred Heart	2	0				
				LAST 10 GAMES															
				126 H	Yale	2	1	94 A	Dartmouth	0	2								
				126 A	Yale	3	1	52 A	Harvard	1	3								
				40 H	Penn	0	1	89 H	Princeton	2	0								
				52 H	Harvard	0	1	146 A	Columbia	0	0								
				201 A	Cornell	3	2	290 H	Bryant	1	0								

Non-Div. I Games:

Brown

Navy		Through Games Of Sunday, Dec. 08, 2013										
Average RPI Win:	200	WON-LOST RECORD	WINNING PCT. RANK	LAST 10 GAMES	STRENGTH OF SCHEDULE	OPP. STRENGTH OF SCHEDULE	TEAM RPI	ADJ RPI	CONF. RPI	ADJ CONF. RPI		
Average RPI Loss:	81											
DIV. I ONLY		16-5-0	.7619	23	7-3-0	187	139	72	.5567	72	16	16
DIV. I NON-CONF.		7-3-0	.7	62	0-1-0	159	139	81	.55009	81	14	14
<hr/>												
TOTALS		RPI 1-25		RPI 26-50		W-L RECORDS		RPI 51-100		RPI 101-150		RPI 150+
16-5-0		0-0-0		1-3-0		OVERALL		0-0-0		3-1-0		12-1-0
11-3-0		0-0-0		1-2-0		HOME		0-0-0		2-1-0		8-0-0
5-2-0		0-0-0		0-1-0		AWAY		0-0-0		1-0-0		4-1-0
0-0-0		0-0-0		0-0-0		NEUTRAL		0-0-0		0-0-0		0-0-0
7-3-0		0-0-0		0-2-0		NON-CONFERENCE		0-0-0		2-1-0		5-0-0
6-2-0		0-0-0		0-1-0		HOME		0-0-0		1-1-0		5-0-0
1-1-0		0-0-0		0-0-		AWAY		0-0-0		1-0-0		0-0-0
0-0-0		0-0-0		0-0-0		NEUTRAL		0-0-0		0-0-0		0-0-0
9-2-0		0-0-0		1-1-0		CONFERENCE		0-0-0		1-0-0		7-1-0
5-1-0		0-0-0		1-1-0		HOME		0-0-0		1-0-0		3-0-0
4-1-0		0-0-0		0-0-0		AWAY		0-0-0		0-0-0		4-1-0
0-0-0		0-0-0		0-0-0		NEUTRAL		0-0-0		0-0-0		0-0-0
RPI	S	Opponent	Score	RPI	S	Opponent	Score	RPI	S	Opponent	Score	
				30	H	Boston U.	0 1			103	H North Carolina St.	2 3
				30	H	Boston U.	1 0			110	H Colgate	1 0
				40	H	Penn	0 1			127	A Saint Francis (PA)	5 0
				47	A	Maryland	0 2			131	H High Point	4 1
										186	A Army	0 2
										206	A Bucknell	2 0
										206	H St. Bonaventure	3 2
										209	H North Florida	1 0
										210	A American	1 0
										210	H American	2 0
										221	H Lehigh	2 0
										231	H Iona	3 0
										241	H Duquesne	1 0
										246	H Citadel	5 0
										254	A Lafayette	1 0
										270	H Loyola Maryland	3 0
										302	A Holy Cross	2 0
<hr/>												
LAST 10 GAMES												
				30	H	Boston U.	0 1	302	A	Holy Cross	2 0	
				210	H	American	2 0	40	H	Penn	0 1	
				186	A	Army	0 2	206	A	Bucknell	2 0	
				270	H	Loyola Maryland	3 0	210	A	American	1 0	
				221	H	Lehigh	2 0	110	H	Colgate	1 0	

Non-Div. I Games:

Navy



Average RPI Win: 139		WON-LOST	WINNING	LAST 10	STRENGTH OF		OPP. STRENGTH	TEAM	ADJ	CONF.	ADJ CONF.
Average RPI Loss: 25		RECORD	PCT. RANK	GAMES	SCHEDULE		OF SCHEDULE	RPI	RPI	RPI	RPI
DIV. I ONLY		9-8-1	.52778	129	3-6-1		57	14	73	.55641	73
DIV. I NON-CONF.		5-0-0	1	1	0-0-0		164	181	22	.61914	24
TOTALS		RPI 1-25	RPI 26-50		W-L RECORDS		RPI 51-100		RPI 101-150		RPI 150+
9-8-1		1-6-0	0-1-1		OVERALL		2-1-0		3-0-0		3-0-0
6-2-1		1-1-0	0-1-1		HOME		1-0-0		2-0-0		2-0-0
3-6-0		0-5-0	0-0-0		AWAY		1-1-0		1-0-0		1-0-0
0-0-0		0-0-0	0-0-0		NEUTRAL		0-0-0		0-0-0		0-0-0
5-0-0		0-0-0	0-0-0		NON-CONFERENCE		1-0-0		2-0-0		2-0-0
2-0-0		0-0-0	0-0-0		HOME		0-0-0		1-0-0		1-0-0
3-0-0		0-0-0	0-0-		AWAY		1-0-0		1-0-0		1-0-0
0-0-0		0-0-0	0-0-0		NEUTRAL		0-0-0		0-0-0		0-0-0
4-8-1		1-6-0	0-1-1		CONFERENCE		1-1-0		1-0-0		1-0-0
4-2-1		1-1-0	0-1-1		HOME		1-0-0		1-0-0		1-0-0
0-6-0		0-5-0	0-0-0		AWAY		0-1-0		0-0-0		0-0-0
0-0-0		0-0-0	0-0-0		NEUTRAL		0-0-0		0-0-0		0-0-0
RPI S	Opponent	Score	RPI S	Opponent	Score	RPI S	Opponent	Score	RPI S	Opponent	Score
1 A	Virginia	0 4	26 H	Boston College	3 3	76 H	Clemson	2 1	103 H	North Carolina St.	2 1
3 A	Florida St.	0 4	47 H	Maryland	0 1	82 A	Milwaukee	2 1	117 A	Jacksonville	3 2
4 H	North Carolina	0 4				100 A	Syracuse	0 3	138 H	Cincinnati	2 0
5 A	Virginia Tech	0 1							202 H	Pittsburgh	1 0
17 A	Wake Forest	0 4							255 H	Cleveland St.	6 1
24 A	Duke	0 3							256 A	Fla. Atlantic	2 1
25 H	Notre Dame	2 0									
LAST 10 GAMES											
76 H	Clemson	2 1	100 A	Syracuse	0 3						
5 A	Virginia Tech	0 1	202 H	Pittsburgh	1 0						
1 A	Virginia	0 4	25 H	Notre Dame	2 0						
26 H	Boston College	3 3	3 A	Florida St.	0 4						
47 H	Maryland	0 1	4 H	North Carolina	0 4						

Non-Div. I Games:

Miami (FL)

Average RPI Win:	183	WON-LOST RECORD	WINNING PCT. RANK	LAST 10 GAMES	STRENGTH OF SCHEDULE	OPP. STRENGTH OF SCHEDULE	TEAM RPI	ADJ RPI	CONF. RPI	ADJ CONF. RPI			
DIV. I ONLY	12-3-6	.71429	37	6-1-3	144	144	76	.55498	74	13	13		
DIV. I NON-CONF.	5-1-2	.75	41	0-0-0	234	156	101	.53674	100	15	15		
<hr/>													
TOTALS	RPI 1-25	RPI 26-50		W-L RECORDS	RPI 51-100		RPI 101-150		RPI 150+				
12-3-6	0-0-0	1-1-0		OVERALL	1-0-2		4-0-4		6-2-0				
6-0-3	0-0-0	1-0-0		HOME	1-0-1		2-0-2		2-0-0				
5-1-3	0-0-0	0-0-0		AWAY	0-0-1		2-0-2		3-1-0				
1-2-0	0-0-0	0-1-0		NEUTRAL	0-0-0		0-0-0		1-1-0				
<hr/>													
5-1-2	0-0-0	0-0-0		NON-CONFERENCE	1-0-0		2-0-2		2-1-0				
2-0-1	0-0-0	0-0-0		HOME	1-0-0		1-0-1		0-0-0				
2-0-1	0-0-0	0-0-		AWAY	0-0-0		1-0-1		1-0-0				
1-1-0	0-0-0	0-0-0		NEUTRAL	0-0-0		0-0-0		1-1-0				
<hr/>													
7-2-4	0-0-0	1-1-0		CONFERENCE	0-0-2		2-0-2		4-1-0				
4-0-2	0-0-0	1-0-0		HOME	0-0-1		1-0-1		2-0-0				
3-1-2	0-0-0	0-0-0		AWAY	0-0-1		1-0-1		2-1-0				
0-1-0	0-0-0	0-1-0		NEUTRAL	0-0-0		0-0-0		0-0-0				
<hr/>													
RPI	S	Opponent	Score	RPI	S	Opponent	Score	RPI	S	Opponent	Score		
				46	H	Furman	4 3	68	H	Liberty	2 0		
				46	N	Furman	1 3	85	H	Samford	1 1		
								96	A	UNC Greensboro	2 2		
										114	A	VCU	1 1
										131	H	High Point	5 0
										141	H	East Carolina	1 1
										144	A	Wofford	1 0
										144	H	Wofford	1 1
										148	A	Coastal Caro.	2 0
										149	H	Western Caro.	3 1
										150	A	Appalachian St.	3 3
										170	N	Longwood	3 4
										178	A	Davidson	4 2
										178	H	Davidson	3 1
										236	A	Ga. Southern	3 2
										246	A	Citadel	1 2
										295	H	Chattanooga	3 0
										309	N	A&M-Corpus Christi	3 0
										314	A	Francis Marion	6 1
<hr/>													
LAST 10 GAMES													
				46	N	Furman	1 3	295	H	Chattanooga	3 0		
				144	A	Wofford	1 0	178	A	Davidson	4 2		
				178	H	Davidson	3 1	236	A	Ga. Southern	3 2		
				96	A	UNC Greensboro	2 2	46	H	Furman	4 3		
				85	H	Samford	1 1	144	H	Wofford	1 1		

Non-Div. I Games: Greensboro 3 0

Elon

Average RPI Win: 245		WON-LOST RECORD	WINNING PCT. RANK	LAST 10 GAMES	STRENGTH OF SCHEDULE	OPP. STRENGTH OF SCHEDULE	TEAM RPI	ADJ RPI		CONF. RPI	ADJ CONF. RPI			
Average RPI Loss: 37														
DIV. I ONLY		17-3-2	.81818 9	9-1-0	227	213	75	.55432	75	30	30			
DIV. I NON-CONF.		3-3-2	.5 146	0-1-0	64	58	90	.5411	90	29	29			
<hr/>														
TOTALS		RPI 1-25	RPI 26-50		W-L RECORDS		RPI 51-100		RPI 101-150		RPI 150+			
17-3-2		0-2-0	0-0-0		OVERALL		0-1-1		2-0-1		15-0-0			
8-1-0		0-1-0	0-0-0		HOME		0-0-0		2-0-0		6-0-0			
7-2-2		0-1-0	0-0-0		AWAY		0-1-1		0-0-1		7-0-0			
2-0-0		0-0-0	0-0-0		NEUTRAL		0-0-0		0-0-0		2-0-0			
3-3-2		0-2-0	0-0-0		NON-CONFERENCE		0-1-1		2-0-1		1-0-0			
2-1-0		0-1-0	0-0-0		HOME		0-0-0		2-0-0		0-0-0			
1-2-2		0-1-0	0-0-		AWAY		0-1-1		0-0-1		1-0-0			
0-0-0		0-0-0	0-0-0		NEUTRAL		0-0-0		0-0-0		0-0-0			
14-0-0		0-0-0	0-0-0		CONFERENCE		0-0-0		0-0-0		14-0-0			
6-0-0		0-0-0	0-0-0		HOME		0-0-0		0-0-0		6-0-0			
6-0-0		0-0-0	0-0-0		AWAY		0-0-0		0-0-0		6-0-0			
2-0-0		0-0-0	0-0-0		NEUTRAL		0-0-0		0-0-0		2-0-0			
RPI	S	Opponent	Score		RPI	S	Opponent	Score		RPI	S	Opponent	Score	
20	A	Portland	0	2						106	H	Boise St.	2	1
23	H	Washington St.	1	3						108	A	Purdue	2	2
										121	H	Cal Poly	4	0
										171	A	UMKC	3	0
										171	H	UMKC	3	0
										171	N	UMKC	3	0
										234	A	Utah Valley	2	0
										234	H	Utah Valley	3	0
										286	A	New Mexico St.	2	1
										286	H	New Mexico St.	3	0
										294	A	Eastern Wash.	2	0
										296	A	Idaho	3	1
										296	H	Idaho	3	0
										296	N	Idaho	6	1
										297	A	Bakersfield	2	0
										297	H	Bakersfield	2	1
										307	A	Grand Canyon	5	0
										307	H	Grand Canyon	3	1
<hr/>														
LAST 10 GAMES														
20	A	Portland	0	2	171	A	UMKC	3	0					
171	N	UMKC	3	0	286	A	New Mexico St.	2	1					
296	N	Idaho	6	1	297	H	Bakersfield	2	1					
296	A	Idaho	3	1	234	H	Utah Valley	3	0					
296	H	Idaho	3	0	307	A	Grand Canyon	5	0					

Non-Div. I Games:

Seattle

Average RPI Win: 140		WON-LOST	WINNING	LAST 10	STRENGTH OF		OPP. STRENGTH	TEAM	ADJ	CONF.	ADJ CONF.
Average RPI Loss: 23		RECORD	PCT. RANK	GAMES	SCHEDULE		OF SCHEDULE	RPI	RPI	RPI	RPI
DIV. I ONLY		7-8-4	.47368	170	2-6-2		41	11	79	.5537	76
DIV. I NON-CONF.		3-1-2	.66667	76	0-0-0		86	110	63	.56983	62
TOTALS		RPI 1-25	RPI 26-50		W-L RECORDS		RPI 51-100		RPI 101-150		RPI 150+
7-8-4		0-6-2	2-1-0		OVERALL		1-1-2		1-0-0		3-0-0
5-4-2		0-3-2	2-1-0		HOME		0-0-0		0-0-0		3-0-0
2-4-2		0-3-0	0-0-0		AWAY		1-1-2		1-0-0		0-0-0
0-0-0		0-0-0	0-0-0		NEUTRAL		0-0-0		0-0-0		0-0-0
3-1-2		0-1-0	1-0-0		NON-CONFERENCE		0-0-2		0-0-0		2-0-0
3-1-0		0-1-0	1-0-0		HOME		0-0-0		0-0-0		2-0-0
0-0-2		0-0-0	0-0-		AWAY		0-0-2		0-0-0		0-0-0
0-0-0		0-0-0	0-0-0		NEUTRAL		0-0-0		0-0-0		0-0-0
4-7-2		0-5-2	1-1-0		CONFERENCE		1-1-0		1-0-0		1-0-0
2-3-2		0-2-2	1-1-0		HOME		0-0-0		0-0-0		1-0-0
2-4-0		0-3-0	0-0-0		AWAY		1-1-0		1-0-0		0-0-0
0-0-0		0-0-0	0-0-0		NEUTRAL		0-0-0		0-0-0		0-0-0
RPI S	Opponent	Score	RPI S	Opponent	Score	RPI S	Opponent	Score	RPI S	Opponent	Score
1 A	Virginia	0 3	26 H	Boston College	2 1	53 A	South Fla.	1 1	103 A	North Carolina St.	1 0
3 H	Florida St.	1 1	46 H	Furman	1 0	73 A	Miami (FL)	1 2	178 H	Davidson	2 0
4 A	North Carolina	0 2	47 H	Maryland	1 2	87 A	Auburn	0 0	202 H	Pittsburgh	2 0
5 A	Virginia Tech	0 1				100 A	Syracuse	1 0	324 H	Alabama A&M	14 0
14 H	South Carolina	1 2									
17 H	Wake Forest	0 1									
24 H	Duke	0 0									
25 H	Notre Dame	0 2									
			LAST 10 GAMES								
			73 A	Miami (FL)	1 2	103 A	North Carolina St.	1 0			
			25 H	Notre Dame	0 2	1 A	Virginia	0 3			
			4 A	North Carolina	0 2	5 A	Virginia Tech	0 1			
			17 H	Wake Forest	0 1	3 H	Florida St.	1 1			
			24 H	Duke	0 0	100 A	Syracuse	1 0			

Non-Div. I Games:

Clemson

[illegible]

**Non-Div. I Games:**

Tulsa

Average RPI Win:		171	WON-LOST RECORD		WINNING PCT. RANK		LAST 10 GAMES		STRENGTH OF SCHEDULE		OPP. STRENGTH OF SCHEDULE		TEAM RPI		ADJ RPI		CONF. RPI		ADJ CONF. RPI				
Average RPI Loss:		58																					
DIV. I ONLY			14-7-1		.65909 56		7-3-0		127		87		77		.55186 78		11		11				
DIV. I NON-CONF.			6-3-0		.66667 76		0-0-0		243		41		119		.52295 119		12		12				
TOTALS		RPI 1-25		RPI 26-50		W-L RECORDS		RPI 51-100		RPI 101-150		RPI 150+											
14-7-1		0-4-0		0-1-0		OVERALL		2-0-0		4-1-0		8-1-1											
7-1-1		0-0-0		0-1-0		HOME		1-0-0		1-0-0		5-0-1											
5-4-0		0-2-0		0-0-0		AWAY		1-0-0		2-1-0		2-1-0											
2-2-0		0-2-0		0-0-0		NEUTRAL		0-0-0		1-0-0		1-0-0											
6-3-0		0-2-0		0-1-0		NON-CONFERENCE		0-0-0		2-0-0		4-0-0											
3-1-0		0-0-0		0-1-0		HOME		0-0-0		0-0-0		3-0-0											
3-1-0		0-1-0		0-0-		AWAY		0-0-0		2-0-0		1-0-0											
0-1-0		0-1-0		0-0-0		NEUTRAL		0-0-0		0-0-0		0-0-0											
8-4-1		0-2-0		0-0-0		CONFERENCE		2-0-0		2-1-0		4-1-1											
4-0-1		0-0-0		0-0-0		HOME		1-0-0		1-0-0		2-0-1											
2-3-0		0-1-0		0-0-0		AWAY		1-0-0		0-1-0		1-1-0											
2-1-0		0-1-0		0-0-0		NEUTRAL		0-0-0		1-0-0		1-0-0											
RPI	S	Opponent		Score		RPI	S	Opponent		Score		RPI	S	Opponent		Score							
5	N	Virginia Tech		2	4	44	H	Oklahoma St.		1	2	77	A	Tulsa		4	1	107	H	Charlotte		3	0
17	A	Wake Forest		1	2							90	H	UTEP		2	1	107	N	Charlotte		1	0
21	A	Colorado Col.		2	3													133	A	TCU		2	0
21	N	Colorado Col.		0	3													135	A	Oklahoma		5	0
																		143	A	UAB		1	2
																		157	A	Rice		0	4
																		167	N	FIU		4	1
																		169	H	Sam Houston St.		3	0
																		173	A	Middle Tenn.		3	1
																		200	H	Southern Miss.		1	1
																		203	H	Louisiana Tech		1	0
																		208	H	UTSA		4	2
																		245	H	Houston Baptist		1	0
																		259	H	McNeese St.		2	0
																		322	A	Texas Southern		9	1
LAST 10 GAMES																							
		21 N Colorado Col.		0	3			173 A Middle Tenn.		3	1												
		107 N Charlotte		1	0			77 A Tulsa		4	1												
		167 N FIU		4	1			107 H Charlotte		3	0												
		90 H UTEP		2	1			208 H UTSA		4	2												
		143 A UAB		1	2			21 A Colorado Col.		2	3												

Non-Div. I Games:

North Texas

Average RPI Win:	231	WON-LOST	WINNING	LAST 10	STRENGTH OF	OPP. STRENGTH	TEAM	ADJ	CONF.	ADJ CONF.	
Average RPI Loss:	86	RECORD	PCT. RANK	GAMES	SCHEDULE	OF SCHEDULE	RPI	RPI	RPI	RPI	
DIV. I ONLY	13-3-5	.7381	31	4-2-4	141	226	74	.55138	79	14	15
DIV. I NON-CONF.	5-2-1	.6875	67	0-1-0	262	310	153	.49245	155	17	18
<hr/>											
TOTALS	RPI 1-25	RPI 26-50		W-L RECORDS	RPI 51-100		RPI 101-150		RPI 150+		
13-3-5	0-1-0	0-0-0		OVERALL	1-1-2		0-0-1		12-1-2		
5-1-1	0-0-0	0-0-0		HOME	0-1-0		0-0-0		5-0-1		
7-2-2	0-1-0	0-0-0		AWAY	1-0-0		0-0-1		6-1-1		
1-0-2	0-0-0	0-0-0		NEUTRAL	0-0-2		0-0-0		1-0-0		
<hr/>											
5-2-1	0-1-0	0-0-0		NON-CONFERENCE	0-0-0		0-0-0		5-1-1		
3-0-0	0-0-0	0-0-0		HOME	0-0-0		0-0-0		3-0-0		
2-2-1	0-1-0	0-0-		AWAY	0-0-0		0-0-0		2-1-1		
0-0-0	0-0-0	0-0-0		NEUTRAL	0-0-0		0-0-0		0-0-0		
<hr/>											
8-1-4	0-0-0	0-0-0		CONFERENCE	1-1-2		0-0-1		7-0-1		
2-1-1	0-0-0	0-0-0		HOME	0-1-0		0-0-0		2-0-1		
5-0-1	0-0-0	0-0-0		AWAY	1-0-0		0-0-1		4-0-0		
1-0-2	0-0-0	0-0-0		NEUTRAL	0-0-2		0-0-0		1-0-0		
<hr/>											
RPI S	Opponent	Score	RPI S	Opponent	Score	RPI S	Opponent	Score	RPI S	Opponent	Score
8	A Nebraska	0 4				51	H Stephen F. Austin	0 2	136	A Nicholls St.	1 1
						51	N Stephen F. Austin	0 0	166	A La.-Lafayette	2 1
						57	A Oral Roberts	1 0	169	A Sam Houston St.	1 0
						57	N Oral Roberts	1 1	195	H Northwestern St.	1 0
									197	A Central Ark.	2 1
									197	N Central Ark.	4 1
									200	A Southern Miss.	0 1
									224	H Lamar	3 1
									245	H Houston Baptist	1 1
									259	A McNeese St.	1 0
									271	H Jackson St.	3 1
									277	A La.-Monroe	0 0
									309	A A&M-Corpus Christi	1 0
									316	A Mississippi Val.	7 0
									322	H Texas Southern	4 0
									323	H Alcorn	9 0
<hr/>											
LAST 10 GAMES											
8	A Nebraska	0 4	136	A Nicholls St.	1 1						
51	N Stephen F. Austin	0 0	169	A Sam Houston St.	1 0						
57	N Oral Roberts	1 1	195	H Northwestern St.	1 0						
197	N Central Ark.	4 1	51	H Stephen F. Austin	0 2						
245	H Houston Baptist	1 1	57	A Oral Roberts	1 0						

Non-Div. I Games:	Incarnate Word	2	0	Abilene Christian	0	1	Southeastern La.				
-------------------	----------------	---	---	-------------------	---	---	------------------	--	--	--	--

Average RPI Win:		188	WON-LOST RECORD		WINNING PCT. RANK		LAST 10 GAMES		STRENGTH OF SCHEDULE		OPP. STRENGTH OF SCHEDULE		TEAM RPI		ADJ RPI		CONF. RPI		ADJ CONF. RPI								
Average RPI Loss:		64																									
DIV. I ONLY			13-7-2		.63636		69		8-2-0		102		110		80		.55082		80		23		23				
DIV. I NON-CONF.			2-6-2		.3		259		0-1-0		39		6		126		.51607		128		18		17				
TOTALS		RPI 1-25		RPI 26-50		W-L RECORDS		RPI 51-100		RPI 101-150		RPI 150+															
13-7-2		0-4-0		0-0-0		OVERALL		1-1-1		4-1-0		8-1-1															
7-1-1		0-1-0		0-0-0		HOME		1-0-0		0-0-0		6-0-1															
4-5-1		0-3-0		0-0-0		AWAY		0-1-1		2-0-0		2-1-0															
2-1-0		0-0-0		0-0-0		NEUTRAL		0-0-0		2-1-0		0-0-0															
2-6-2		0-4-0		0-0-0		NON-CONFERENCE		1-1-1		0-1-0		1-0-1															
2-1-1		0-1-0		0-0-0		HOME		1-0-0		0-0-0		1-0-1															
0-4-1		0-3-0		0-0-		AWAY		0-1-1		0-0-0		0-0-0															
0-1-0		0-0-0		0-0-0		NEUTRAL		0-0-0		0-1-0		0-0-0															
11-1-0		0-0-0		0-0-0		CONFERENCE		0-0-0		4-0-0		7-1-0															
5-0-0		0-0-0		0-0-0		HOME		0-0-0		0-0-0		5-0-0															
4-1-0		0-0-0		0-0-0		AWAY		0-0-0		2-0-0		2-1-0															
2-0-0		0-0-0		0-0-0		NEUTRAL		0-0-0		2-0-0		0-0-0															
RPI	S	Opponent		Score		RPI	S	Opponent		Score		RPI	S	Opponent		Score											
2	A	UCLA		0	2							61	A	Pepperdine		0	2	106	A	Boise St.		1	0				
2	A	UCLA		0	3							81	A	Michigan St.		1	1	106	N	Boise St.		1	0				
7	A	Michigan		1	3							91	H	San Diego		3	0	111	N	Southern California		1	4				
20	H	Portland		1	2													125	A	Utah St.		2	0				
																		125	N	Utah St.		3	2				
																		159	H	UNLV		3	0				
																		177	H	St. Mary's (CA)		1	0				
																		189	H	Fresno St.		2	1				
																		213	A	New Mexico		1	0				
																		247	A	Wyoming		1	2				
																		251	H	Houston		0	0				
																		262	H	Nevada		2	1				
																		288	A	Air Force		2	0				
																		299	H	Colorado St.		3	0				
																		300	H	San Jose St.		2	0				

Non-Div. I Games:

San Diego St.



Average RPI Win: 149		WON-LOST RECORD		WINNING PCT. RANK		LAST 10 GAMES		STRENGTH OF SCHEDULE		OPP. STRENGTH OF SCHEDULE		TEAM RPI		ADJ RPI		CONF. RPI		ADJ CONF. RPI	
DIV. I ONLY		9-8-2		.52632 137		3-7-0		60		48		81		.55003 81		2		2	
DIV. I NON-CONF.		6-0-2		.875 11		0-0-0		128		169		38		.60083 40		2		2	
TOTALS		RPI 1-25		RPI 26-50		W-L RECORDS		RPI 51-100		RPI 101-150		RPI 150+							
9-8-2		0-3-0		1-3-0		OVERALL		3-2-1		1-0-0		4-0-1							
5-4-2		0-2-0		1-1-0		HOME		1-1-1		1-0-0		2-0-1							
4-4-0		0-1-0		0-2-0		AWAY		2-1-0		0-0-0		2-0-0							
0-0-0		0-0-0		0-0-0		NEUTRAL		0-0-0		0-0-0		0-0-0							
6-0-2		0-0-0		0-0-0		NON-CONFERENCE		3-0-1		0-0-0		3-0-1							
3-0-2		0-0-0		0-0-0		HOME		1-0-1		0-0-0		2-0-1							
3-0-0		0-0-0		0-0-		AWAY		2-0-0		0-0-0		1-0-0							
0-0-0		0-0-0		0-0-0		NEUTRAL		0-0-0		0-0-0		0-0-0							
3-8-0		0-3-0		1-3-0		CONFERENCE		0-2-0		1-0-0		1-0-0							
2-4-0		0-2-0		1-1-0		HOME		0-1-0		1-0-0		0-0-0							
1-4-0		0-1-0		0-2-0		AWAY		0-1-0		0-0-0		1-0-0							
0-0-0		0-0-0		0-0-0		NEUTRAL		0-0-0		0-0-0		0-0-0							
RPI	S	Opponent		Score	RPI	S	Opponent		Score	RPI	S	Opponent		Score	RPI	S	Opponent		Score
7	H	Michigan		1 2	30	H	Indiana		2 3	55	A	Ohio St.		1 3	108	H	Purdue		4 0
8	A	Nebraska		0 1	35	H	Minnesota		3 0	62	H	Wisconsin		0 2	156	H	Oakland		1 1
9	H	Penn St.		0 3	37	A	Iowa		0 1	70	A	Dayton		2 1	179	A	Northwestern		2 1
					41	A	Illinois		0 2	80	H	San Diego St.		1 1	213	A	New Mexico		1 0
										82	H	Milwaukee		5 2	250	H	Buffalo		2 0
										95	A	Eastern Mich.		3 2	313	H	Bowling Green		3 1
LAST 10 GAMES																			
					9	H	Penn St.		0 3	55	A	Ohio St.		1 3					
					41	A	Illinois		0 2	37	A	Iowa		0 1					
					179	A	Northwestern		2 1	7	H	Michigan		1 2					
					30	H	Indiana		2 3	62	H	Wisconsin		0 2					
					108	H	Purdue		4 0	35	H	Minnesota		3 0					

Non-Div. I Games:

Michigan St.

Average RPI Win:		183	WON-LOST RECORD		WINNING PCT. RANK		LAST 10 GAMES		STRENGTH OF SCHEDULE		OPP. STRENGTH OF SCHEDULE		TEAM RPI		ADJ RPI		CONF. RPI		ADJ CONF. RPI				
DIV. I ONLY			10-9-1		.525 143		8-2-0		46		99		82		.54836 82		17		17				
DIV. I NON-CONF.			2-8-1		.22727 284		0-1-0		16		7		137		.51202 134		16		16				
<hr/>																							
TOTALS		RPI 1-25			RPI 26-50			W-L RECORDS			RPI 51-100			RPI 101-150			RPI 150+						
10-9-1		0-3-0			0-2-0			OVERALL			1-3-0			1-1-0			8-0-1						
6-3-0		0-1-0			0-1-0			HOME			0-1-0			0-0-0			6-0-0						
4-6-0		0-2-0			0-1-0			AWAY			1-2-0			1-1-0			2-0-0						
0-0-1		0-0-0			0-0-0			NEUTRAL			0-0-0			0-0-0			0-0-1						
2-8-1		0-3-0			0-2-0			NON-CONFERENCE			1-3-0			1-0-0			0-0-1						
0-3-0		0-1-0			0-1-0			HOME			0-1-0			0-0-0			0-0-0						
2-5-0		0-2-0			0-0-			AWAY			1-2-0			1-0-0			0-0-0						
0-0-1		0-0-0			0-0-0			NEUTRAL			0-0-0			0-0-0			0-0-1						
8-1-0		0-0-0			0-0-0			CONFERENCE			0-0-0			0-1-0			8-0-0						
6-0-0		0-0-0			0-0-0			HOME			0-0-0			0-0-0			6-0-0						
2-1-0		0-0-0			0-0-0			AWAY			0-0-0			0-1-0			2-0-0						
0-0-0		0-0-0			0-0-0			NEUTRAL			0-0-0			0-0-0			0-0-0						
RPI	S	Opponent		Score		RPI	S	Opponent		Score		RPI	S	Opponent		Score		RPI	S	Opponent		Score	
6	H	Marquette		0	5	30	H	Indiana		1	3	62	A	Wisconsin		0	3	112	A	Wright St.		0	1
7	A	Michigan		0	4	43	A	DePaul		0	1	66	A	Illinois St.		2	1	122	A	Miami (OH)		4	3
7	A	Michigan		0	3							73	H	Miami (FL)		1	2	156	A	Oakland		1	0
												81	A	Michigan St.		2	5	156	H	Oakland		4	3
																		160	H	Detroit		2	1
																		160	H	Detroit		3	0
																		174	N	Vanderbilt		4	4
																		198	H	Valparaiso		3	2
																		248	H	Green Bay		2	0
																		255	A	Cleveland St.		2	0
																		312	H	Youngstown St.		3	2
<hr/>																							
LAST 10 GAMES																							
7 A Michigan						0	4	248 H Green Bay						2	0								
156 H Oakland						4	3	112 A Wright St.						0	1								
160 H Detroit						3	0	255 A Cleveland St.						2	0								
156 A Oakland						1	0	160 H Detroit						2	1								
312 H Youngstown St.						3	2	198 H Valparaiso						3	2								

Non-Div. I Games:

Milwaukee

Average RPI Win: 148		WON-LOST	WINNING	LAST 10	STRENGTH OF		OPP. STRENGTH	TEAM	ADJ	CONF.	ADJ CONF.
Average RPI Loss: 39		RECORD	PCT. RANK	GAMES	SCHEDULE		OF SCHEDULE	RPI	RPI	RPI	RPI
DIV. I ONLY		9-7-4	.55	118	4-5-1		88	38	83	.5469	83
DIV. I NON-CONF.		5-1-3	.72222	54	0-0-0		161	114	73	.55787	72
TOTALS		RPI 1-25	RPI 26-50		W-L RECORDS		RPI 51-100		RPI 101-150		RPI 150+
9-7-4		1-3-0	0-3-1		OVERALL		1-0-2		3-1-1		4-0-0
5-4-1		1-2-0	0-2-0		HOME		1-0-1		1-0-0		2-0-0
4-3-1		0-1-0	0-1-0		AWAY		0-0-1		2-1-0		2-0-0
0-0-2		0-0-0	0-0-1		NEUTRAL		0-0-0		0-0-1		0-0-0
5-1-3		0-0-0	0-1-1		NON-CONFERENCE		0-0-1		1-0-1		4-0-0
3-1-0		0-0-0	0-1-0		HOME		0-0-0		1-0-0		2-0-0
2-0-1		0-0-0	0-0-		AWAY		0-0-1		0-0-0		2-0-0
0-0-2		0-0-0	0-0-1		NEUTRAL		0-0-0		0-0-1		0-0-0
4-6-1		1-3-0	0-2-0		CONFERENCE		1-0-1		2-1-0		0-0-0
2-3-1		1-2-0	0-1-0		HOME		1-0-1		0-0-0		0-0-0
2-3-0		0-1-0	0-1-0		AWAY		0-0-0		2-1-0		0-0-0
0-0-0		0-0-0	0-0-0		NEUTRAL		0-0-0		0-0-0		0-0-0
RPI S	Opponent	Score	RPI S	Opponent	Score	RPI S	Opponent	Score	RPI S	Opponent	Score
2 H	UCLA	1 2	29 H	Texas Tech	0 2	55 A	Ohio St.	0 0	111 A	Southern California	3 2
16 A	Stanford	1 2	39 A	California	1 2	60 H	Arizona St.	2 0	116 A	Oregon St.	2 0
22 H	Colorado	3 0	41 N	Illinois	1 1	69 H	Washington	2 2	123 A	Oregon	0 1
23 H	Washington St.	0 4	42 H	Utah	0 1				124 N	Kansas	1 1
									142 H	Hawaii	4 1
									167 A	FIU	4 2
									218 H	UC Riverside	6 0
									240 H	Southern Utah	6 1
									256 A	Fla. Atlantic	1 0
LAST 10 GAMES											
60 H	Arizona St.	2 0	111 A	Southern California	3 2						
22 H	Colorado	3 0	123 A	Oregon	0 1						
42 H	Utah	0 1	116 A	Oregon St.	2 0						
69 H	Washington	2 2	39 A	California	1 2						
23 H	Washington St.	0 4	16 A	Stanford	1 2						

Non-Div. I Games:

Arizona



Average RPI Win:	177	WON-LOST RECORD	WINNING PCT. RANK	LAST 10 GAMES	STRENGTH OF SCHEDULE	OPP. STRENGTH OF SCHEDULE	TEAM RPI	ADJ RPI	CONF. RPI	ADJ CONF. RPI		
DIV. I ONLY		13-6-2	.66667	50	5-4-1	158	122	85	.54351	85	13	13
DIV. I NON-CONF.		7-2-0	.77778	32	1-0-0	238	76	84	.54914	84	15	15
<hr/>												
TOTALS	RPI 1-25	RPI 26-50		W-L RECORDS		RPI 51-100		RPI 101-150		RPI 150+		
13-6-2	0-0-0	0-3-0		OVERALL		2-2-1		4-0-0		7-1-1		
9-1-1	0-0-0	0-0-0		HOME		2-0-0		2-0-0		5-1-1		
4-4-1	0-0-0	0-2-0		AWAY		0-2-1		2-0-0		2-0-0		
0-1-0	0-0-0	0-1-0		NEUTRAL		0-0-0		0-0-0		0-0-0		
7-2-0	0-0-0	0-1-0		NON-CONFERENCE		2-1-0		0-0-0		5-0-0		
5-0-0	0-0-0	0-0-0		HOME		2-0-0		0-0-0		3-0-0		
2-2-0	0-0-0	0-0-		AWAY		0-1-0		0-0-0		2-0-0		
0-0-0	0-0-0	0-0-0		NEUTRAL		0-0-0		0-0-0		0-0-0		
6-4-2	0-0-0	0-2-0		CONFERENCE		0-1-1		4-0-0		2-1-1		
4-1-1	0-0-0	0-0-0		HOME		0-0-0		2-0-0		2-1-1		
2-2-1	0-0-0	0-1-0		AWAY		0-1-1		2-0-0		0-0-0		
0-1-0	0-0-0	0-1-0		NEUTRAL		0-0-0		0-0-0		0-0-0		
RPI	S	Opponent	Score	RPI	S	Opponent	Score	RPI	S	Opponent	Score	
46	A	Furman	1 2	58	H	Tennessee	1 0	144	H	Wofford	2 1	
46	N	Furman	0 2	65	A	Memphis	0 2	149	A	Western Caro.	2 1	
50	A	Texas	0 2	74	A	Elon	1 1	150	A	Appalachian St.	2 1	
				87	H	Auburn	1 0	150	H	Appalachian St.	1 0	
				96	A	UNC Greensboro	0 3	161	A	Kennesaw St.	3 0	
								174	H	Vanderbilt	3 2	
								178	H	Davidson	3 0	
								208	A	UTSA	2 0	
								232	H	Georgia St.	4 2	
								236	H	Ga. Southern	0 0	
								246	H	Citadel	2 3	
								295	H	Chattanooga	7 1	
								314	H	Francis Marion	2 1	
<hr/>												
LAST 10 GAMES												
46	N	Furman	0 2	314	H	Francis Marion	2 1					
150	H	Appalachian St.	1 0	246	H	Citadel	2 3					
295	H	Chattanooga	7 1	150	A	Appalachian St.	2 1					
74	A	Elon	1 1	149	A	Western Caro.	2 1					
96	A	UNC Greensboro	0 3	46	A	Furman	1 2					

Non-Div. I Games:

Samford

Average RPI Win: 234		WON-LOST	WINNING	LAST 10	STRENGTH OF		OPP. STRENGTH	TEAM	ADJ		CONF.	ADJ CONF.	
Average RPI Loss: 88		RECORD	PCT. RANK	GAMES	SCHEDULE		OF SCHEDULE	RPI	RPI		RPI	RPI	
DIV. I ONLY		14-3-2	.78947	16	7-2-1		236	230	84	.54308	86	21	21
DIV. I NON-CONF.		3-1-1	.7	62	0-0-0		316	166	193	.47281	192	27	27
TOTALS		RPI 1-25	RPI 26-50		W-L RECORDS		RPI 51-100		RPI 101-150		RPI 150+		
14-3-2	0-0-0	0-1-0		OVERALL		1-1-0		2-1-2		11-0-0			
8-0-0	0-0-0	0-0-0		HOME		1-0-0		1-0-0		6-0-0			
6-2-1	0-0-0	0-1-0		AWAY		0-0-0		1-1-1		5-0-0			
0-1-1	0-0-0	0-0-0		NEUTRAL		0-1-0		0-0-1		0-0-0			
3-1-1	0-0-0	0-1-0		NON-CONFERENCE		0-0-0		0-0-1		3-0-0			
2-0-0	0-0-0	0-0-0		HOME		0-0-0		0-0-0		2-0-0			
1-1-1	0-0-0	0-0-		AWAY		0-0-0		0-0-1		1-0-0			
0-0-0	0-0-0	0-0-0		NEUTRAL		0-0-0		0-0-0		0-0-0			
11-2-1	0-0-0	0-0-0		CONFERENCE		1-1-0		2-1-1		8-0-0			
6-0-0	0-0-0	0-0-0		HOME		1-0-0		1-0-0		4-0-0			
5-1-0	0-0-0	0-0-0		AWAY		0-0-0		1-1-0		4-0-0			
0-1-1	0-0-0	0-0-0		NEUTRAL		0-1-0		0-0-1		0-0-0			
RPI	S	Opponent	Score	RPI	S	Opponent	Score	RPI	S	Opponent	Score		
				49	A	William & Mary	1 2	68	H	Liberty	3 0		
								68	N	Liberty	0 5		
										104	A Villanova	1 1	
										131	A High Point	2 1	
										147	H Winthrop	2 1	
										147	N Winthrop	1 1	
										148	A Coastal Caro.	0 1	
										170	A Longwood	1 0	
										191	H Presbyterian	1 0	
										226	H Towson	2 1	
										273	A Old Dominion	1 0	
										276	H UNC Asheville	4 0	
										278	A Campbell	2 0	
										281	A Charleston So.	2 1	
										281	H Charleston So.	2 0	
										306	H Gardner-Webb	3 2	
										321	A VMI	3 0	
										326	H Delaware St.	6 0	
LAST 10 GAMES													
				68	N	Liberty	0 5	148	A	Coastal Caro.	0 1		
				147	N	Winthrop	1 1	131	A	High Point	2 1		
				281	H	Charleston So.	2 0	306	H	Gardner-Webb	3 2		
				321	A	VMI	3 0	276	H	UNC Asheville	4 0		
				147	H	Winthrop	2 1	68	H	Liberty	3 0		

Non-Div. I Games: Southern Va. 6 0

Radford



Average RPI Win:	216	WON-LOST RECORD	WINNING PCT. RANK	LAST 10 GAMES	STRENGTH OF SCHEDULE	OPP. STRENGTH OF SCHEDULE	TEAM RPI	ADJ RPI	CONF. RPI	ADJ CONF. RPI				
DIV. I ONLY	12-4-3	.71053	39	8-0-2	183	169	88	.54158	88	22	22			
DIV. I NON-CONF.	3-4-1	.4375	198	0-0-0	193	116	188	.47483	187	23	23			
<hr/>														
TOTALS	RPI 1-25	RPI 26-50		W-L RECORDS		RPI 51-100		RPI 101-150		RPI 150+				
12-4-3	0-1-0	0-0-0		OVERALL		1-1-1		1-1-0		10-1-2				
5-1-3	0-1-0	0-0-0		HOME		0-0-1		0-0-0		5-0-2				
6-2-0	0-0-0	0-0-0		AWAY		1-0-0		1-1-0		4-1-0				
1-1-0	0-0-0	0-0-0		NEUTRAL		0-1-0		0-0-0		1-0-0				
3-4-1	0-1-0	0-0-0		NON-CONFERENCE		0-1-0		1-1-0		2-1-1				
1-1-1	0-1-0	0-0-0		HOME		0-0-0		0-0-0		1-0-1				
1-2-0	0-0-0	0-0-		AWAY		0-0-0		1-1-0		0-1-0				
1-1-0	0-0-0	0-0-0		NEUTRAL		0-1-0		0-0-0		1-0-0				
9-0-2	0-0-0	0-0-0		CONFERENCE		1-0-1		0-0-0		8-0-1				
4-0-2	0-0-0	0-0-0		HOME		0-0-1		0-0-0		4-0-1				
5-0-0	0-0-0	0-0-0		AWAY		1-0-0		0-0-0		4-0-0				
0-0-0	0-0-0	0-0-0		NEUTRAL		0-0-0		0-0-0		0-0-0				
RPI	S	Opponent	Score		RPI	S	Opponent	Score		RPI	S	Opponent	Score	
6	H	Marquette	2	3						123	A	Oregon	0	3
										93	A	Weber St.	3	1
										93	H	Weber St.	0	0
			</											

Non-Div. I Games:

Portland St.



Average RPI Win: 180		WON-LOST	WINNING	LAST 10	STRENGTH OF		OPP. STRENGTH	TEAM	ADJ		CONF.	ADJ CONF.
Average RPI Loss: 69		RECORD	PCT. RANK	GAMES	SCHEDULE		OF SCHEDULE	RPI	RPI		RPI	RPI
DIV. I ONLY		7-6-4	.52941	128	3-5-2		61	101	89		8	8
DIV. I NON-CONF.		6-1-3	.75	41	2-0-1		100	97	52		9	9
TOTALS		RPI 1-25	RPI 26-50		W-L RECORDS		RPI 51-100		RPI 101-150		RPI 150+	
7-6-4		0-0-0	0-2-1		OVERALL		0-3-1		1-1-2		6-0-0	
4-1-3		0-0-0	0-0-1		HOME		0-0-1		0-1-1		4-0-0	
3-5-1		0-0-0	0-2-0		AWAY		0-3-0		1-0-1		2-0-0	
0-0-0		0-0-0	0-0-0		NEUTRAL		0-0-0		0-0-0		0-0-0	
6-1-3		0-0-0	0-1-1		NON-CONFERENCE		0-0-1		1-0-1		5-0-0	
3-0-2		0-0-0	0-0-1		HOME		0-0-1		0-0-0		3-0-0	
3-1-1		0-0-0	0-0-		AWAY		0-0-0		1-0-1		2-0-0	
0-0-0		0-0-0	0-0-0		NEUTRAL		0-0-0		0-0-0		0-0-0	
1-5-1		0-0-0	0-1-0		CONFERENCE		0-3-0		0-1-1		1-0-0	
1-1-1		0-0-0	0-0-0		HOME		0-0-0		0-1-1		1-0-0	
0-4-0		0-0-0	0-1-0		AWAY		0-3-0		0-0-0		0-0-0	
0-0-0		0-0-0	0-0-0		NEUTRAL		0-0-0		0-0-0		0-0-0	
RPI S	Opponent	Score	RPI S	Opponent	Score	RPI S	Opponent	Score	RPI S	Opponent	Score	
			32 A	Rutgers	1 5	52 A	Harvard	0 4	110 A	Colgate	3 1	
			40 A	Penn	2 3	63 H	La Salle	0 0	119 A	Seton Hall	0 0	
			49 H	William & Mary	1 1	71 A	Brown	0 2	126 H	Yale	2 3	
						94 A	Dartmouth	0 2	146 H	Columbia	3 3	
									152 A	Saint Joseph's	1 0	
									175 H	Richmond	2 0	
									186 H	Army	3 0	
									201 H	Cornell	4 0	
									212 A	Fordham	3 1	
									221 H	Lehigh	2 1	
LAST 10 GAMES												
			40 A	Penn	2 3	221 H	Lehigh	2 1				
			201 H	Cornell	4 0	71 A	Brown	0 2				
			110 A	Colgate	3 1	94 A	Dartmouth	0 2				
			52 A	Harvard	0 4	63 H	La Salle	0 0				
			146 H	Columbia	3 3	126 H	Yale	2 3				

Non-Div. I Games:

Princeton

UTEP				Through Games Of Sunday, Dec. 08, 2013											
Average RPI Win:		195	WON-LOST	WINNING	LAST 10	STRENGTH OF	OPP. STRENGTH	TEAM	ADJ	CONF.	ADJ CONF.				
Average RPI Loss:		126	RECORD	PCT. RANK	GAMES	SCHEDULE	OF SCHEDULE	RPI	RPI	RPI	RPI				
DIV. I ONLY			12-6-2	.65	61	5-3-2	123	173	89	.5399	90	11	11		
DIV. I NON-CONF.			7-2-0	.77778	32	0-0-0	168	239	72	.55664	75	12	12		
TOTALS		RPI 1-25	RPI 26-50		W-L RECORDS		RPI 51-100		RPI 101-150		RPI 150+				
12-6-2		1-0-0	0-0-0		OVERALL		1-2-0		0-2-2		10-2-0				
6-3-1		1-0-0	0-0-0		HOME		0-1-0		0-1-1		5-1-0				
6-2-1		0-0-0	0-0-0		AWAY		1-1-0		0-0-1		5-1-0				
0-1-0		0-0-0	0-0-0		NEUTRAL		0-0-0		0-1-0		0-0-0				
7-2-0		0-0-0	0-0-0		NON-CONFERENCE		0-1-0		0-1-0		7-0-0				
3-2-0		0-0-0	0-0-0		HOME		0-1-0		0-1-0		3-0-0				
4-0-0		0-0-0	0-0-		AWAY		0-0-0		0-0-0		4-0-0				
0-0-0		0-0-0	0-0-0		NEUTRAL		0-0-0		0-0-0		0-0-0				
5-4-2		1-0-0	0-0-0		CONFERENCE		1-1-0		0-1-2		3-2-0				
3-1-1		1-0-0	0-0-0		HOME		0-0-0		0-0-1		2-1-0				
2-2-1		0-0-0	0-0-0		AWAY		1-1-0		0-0-1		1-1-0				
0-1-0		0-0-0	0-0-0		NEUTRAL		0-0-0		0-1-0		0-0-0				
RPI S	Opponent	Score		RPI S	Opponent	Score		RPI S	Opponent	Score		RPI S	Opponent	Score	
21	H Colorado Col.	2	1					51	H Stephen F. Austin	1	2	107	H Charlotte	2	2
								77	A Tulsa	1	0	125	H Utah St.	0	1
								78	A North Texas	1	2	141	N East Carolina	0	1
												143	A UAB	1	1
												151	A Northern Ariz.	4	3
												157	H Rice	1	2
												184	A Texas St.	1	0
												200	H Southern Miss.	1	0
												203	A Louisiana Tech	0	3
												208	H UTSA	2	0
												218	H UC Riverside	2	0
												234	H Utah Valley	3	2
												240	A Southern Utah	2	1
												245	A Houston Baptist	1	0
												256	A Fla. Atlantic	2	1
												303	H Neb. Omaha	2	0
				LAST 10 GAMES											
				141	N East Carolina	0	1	203	A Louisiana Tech	0	3				
				78	A North Texas	1	2	107	H Charlotte	2	2				
				21	H Colorado Col.	2	1	256	A Fla. Atlantic	2	1				
				208	H UTSA	2	0	143	A UAB	1	1				
				77	A Tulsa	1	0	200	H Southern Miss.	1	0				

Non-Div. I Games: Abilene Christian 1 1

UTEP

Average RPI Win:	183	WON-LOST RECORD	WINNING PCT. RANK	LAST 10 GAMES	STRENGTH OF SCHEDULE	OPP. STRENGTH OF SCHEDULE	TEAM RPI	ADJ RPI	CONF. RPI	ADJ CONF. RPI	
Average RPI Loss:	42										
DIV. I ONLY	12-8-0	.6	94	6-4-0	128	76	91	.53847	91	9	9
DIV. I NON-CONF.	7-4-0	.63636	87	1-0-0	122	46	79	.55215	78	8	8
<hr/>											
TOTALS	RPI 1-25	RPI 26-50		W-L RECORDS	RPI 51-100		RPI 101-150		RPI 150+		
12-8-0	0-4-0	0-1-0		OVERALL	3-2-0		1-1-0		8-0-0		
7-2-0	0-0-0	0-0-0		HOME	2-1-0		0-1-0		5-0-0		
4-5-0	0-3-0	0-1-0		AWAY	0-1-0		1-0-0		3-0-0		
1-1-0	0-1-0	0-0-0		NEUTRAL	1-0-0		0-0-0		0-0-0		
<hr/>											
7-4-0	0-2-0	0-0-0		NON-CONFERENCE	3-1-0		1-1-0		3-0-0		
4-1-0	0-0-0	0-0-0		HOME	2-0-0		0-1-0		2-0-0		
2-2-0	0-1-0	0-0-		AWAY	0-1-0		1-0-0		1-0-0		
1-1-0	0-1-0	0-0-0		NEUTRAL	1-0-0		0-0-0		0-0-0		
<hr/>											
5-4-0	0-2-0	0-1-0		CONFERENCE	0-1-0		0-0-0		5-0-0		
3-1-0	0-0-0	0-0-0		HOME	0-1-0		0-0-0		3-0-0		
2-3-0	0-2-0	0-1-0		AWAY	0-0-0		0-0-0		2-0-0		
0-0-0	0-0-0	0-0-0		NEUTRAL	0-0-0		0-0-0		0-0-0		
<hr/>											
RPI S	Opponent	Score	RPI S	Opponent	Score	RPI S	Opponent	Score	RPI S	Opponent	Score
8 N	Nebraska	1 2	28 A	BYU	0 1	61 H	Pepperdine	1 2	111 H	Southern California	2 4
11 A	Santa Clara	0 1				80 A	San Diego St.	0 3	124 A	Kansas	2 0
15 A	Texas A&M	1 6				84 H	UC Irvine	1 0	168 A	San Francisco	1 0
20 A	Portland	0 2				98 H	Long Beach St.	1 0	177 H	St. Mary's (CA)	2 1
						99 N	Missouri	2 1	204 A	Cal St. Northridge	2 0
									204 H	Cal St. Northridge	3 1
									228 A	Gonzaga	3 1
									244 H	Loyola Marymount	2 1
									265 H	Pacific	2 1
									300 H	San Jose St.	5 1
<hr/>											
LAST 10 GAMES											
265 H	Pacific	2 1	61 H	Pepperdine	1 2						
177 H	St. Mary's (CA)	2 1	244 H	Loyola Marymount	2 1						
28 A	BYU	0 1	168 A	San Francisco	1 0						
228 A	Gonzaga	3 1	11 A	Santa Clara	0 1						
20 A	Portland	0 2	98 H	Long Beach St.	1 0						

Non-Div. I Games:

San Diego

H  
o  
f  
f  
s  
t  
r  
a

Hofstra

Average RPI Win:	232	WON-LOST RECORD	WINNING PCT. RANK	LAST 10 GAMES	STRENGTH OF SCHEDULE	OPP. STRENGTH OF SCHEDULE	TEAM RPI	ADJ RPI	CONF. RPI	ADJ CONF. RPI		
DIV. I ONLY		10-5-5	.625	75	4-3-3	109	209	92	.53652	93	22	22
DIV. I NON-CONF.		4-3-2	.55556	129	0-1-0	79	165	95	.53808	97	23	23
<hr/>												
TOTALS	RPI 1-25	RPI 26-50		W-L RECORDS		RPI 51-100		RPI 101-150		RPI 150+		
10-5-5	0-1-0	0-2-0		OVERALL		0-1-1		1-0-1		9-1-3		
4-1-1	0-0-0	0-0-0		HOME		0-1-0		0-0-0		4-0-1		
5-3-4	0-0-0	0-2-0		AWAY		0-0-1		1-0-1		4-1-2		
1-1-0	0-1-0	0-0-0		NEUTRAL		0-0-0		0-0-0		1-0-0		
<hr/>												
4-3-2	0-1-0	0-2-0		NON-CONFERENCE		0-0-0		1-0-1		3-0-1		
1-0-1	0-0-0	0-0-0		HOME		0-0-0		0-0-0		1-0-1		
3-2-1	0-0-0	0-0-		AWAY		0-0-0		1-0-1		2-0-0		
0-1-0	0-1-0	0-0-0		NEUTRAL		0-0-0		0-0-0		0-0-0		
<hr/>												
6-2-3	0-0-0	0-0-0		CONFERENCE		0-1-1		0-0-0		6-1-2		
3-1-0	0-0-0	0-0-0		HOME		0-1-0		0-0-0		3-0-0		
2-1-3	0-0-0	0-0-0		AWAY		0-0-1		0-0-0		2-1-2		
1-0-0	0-0-0	0-0-0		NEUTRAL		0-0-0		0-0-0		1-0-0		
<hr/>												
RPI S	Opponent	Score		RPI S	Opponent	Score		RPI S	Opponent	Score		
23 N	Washington St.	0	1	28 A	BYU	0	4	88 A	Portland St.	0	0	
				42 A	Utah	0	4	88 H	Portland St.	1	3	
									106 A	Boise St.	0	0
									125 A	Utah St.	1	0
									151 A	Northern Ariz.	2	1
									151 N	Northern Ariz.	3	0
									162 A	Northern Colo.	1	1
									181 H	UC Santa Barbara	1	1
									182 A	Idaho St.	1	1
									234 A	Utah Valley	2	1
									240 A	Southern Utah	1	2
									247 A	Wyoming	3	2
									253 H	Montana	2	0
									258 H	Sacramento St.	3	1
									294 H	Eastern Wash.	3	0
									296 H	Idaho	3	0
									311 A	North Dakota	3	0
<hr/>												
LAST 10 GAMES												
28 A	BYU	0	4	258 H	Sacramento St.	3	1					
88 A	Portland St.	0	0	88 H	Portland St.	1	3					
151 N	Northern Ariz.	3	0	182 A	Idaho St.	1	1					
311 A	North Dakota	3	0	151 A	Northern Ariz.	2	1					
162 A	Northern Colo.	1	1	240 A	Southern Utah	1	2					

**Non-Div. I Games:**

Weber St.

Average RPI Win:	165	WON-LOST	WINNING	LAST 10	STRENGTH OF	OPP. STRENGTH	TEAM	ADJ	CONF.	ADJ CONF.	
Average RPI Loss:	84	RECORD	PCT. RANK	GAMES	SCHEDULE	OF SCHEDULE	RPI	RPI	RPI	RPI	
DIV. I ONLY	8-6-3	.55882	114	5-3-2	102	91	96	.53619	94	8	8
DIV. I NON-CONF.	3-3-3	.5	146	0-0-2	229	85	178	.48104	176	9	9
<hr/>											
TOTALS	RPI 1-25	RPI 26-50		W-L RECORDS		RPI 51-100		RPI 101-150		RPI 150+	
8-6-3	0-0-0	0-1-2		OVERALL		2-3-0		2-1-0		4-1-1	
7-0-1	0-0-0	0-0-1		HOME		2-0-0		1-0-0		4-0-0	
1-6-2	0-0-0	0-1-1		AWAY		0-3-0		1-1-0		0-1-1	
0-0-0	0-0-0	0-0-0		NEUTRAL		0-0-0		0-0-0		0-0-0	
<hr/>											
3-3-3	0-0-0	0-0-2		NON-CONFERENCE		0-1-0		0-1-0		3-1-1	
3-0-1	0-0-0	0-0-1		HOME		0-0-0		0-0-0		3-0-0	
0-3-2	0-0-0	0-1-		AWAY		0-1-0		0-1-0		0-1-1	
0-0-0	0-0-0	0-0-0		NEUTRAL		0-0-0		0-0-0		0-0-0	
<hr/>											
5-3-0	0-0-0	0-1-0		CONFERENCE		2-2-0		2-0-0		1-0-0	
4-0-0	0-0-0	0-0-0		HOME		2-0-0		1-0-0		1-0-0	
1-3-0	0-0-0	0-1-0		AWAY		0-2-0		1-0-0		0-0-0	
0-0-0	0-0-0	0-0-0		NEUTRAL		0-0-0		0-0-0		0-0-0	
<hr/>											
RPI S	Opponent	Score	RPI S	Opponent	Score	RPI S	Opponent	Score	RPI S	Opponent	Score
			30 H	Boston U.	1 1	52 A	Harvard	1 2	108 A	Purdue	3 5
			36 A	St. John's (NY)	0 0	56 A	UConn	0 2	126 A	Yale	1 0
			40 A	Penn	0 1	71 A	Brown	0 1	146 H	Columbia	4 2
						71 H	Brown	2 0	155 H	Maine	1 0
						89 H	Princeton	2 0	179 A	Northwestern	0 2
									201 H	Cornell	4 1
									212 H	Fordham	4 0
									257 A	New Hampshire	0 0
									317 H	UMass Lowell	3 0
<hr/>											
LAST 10 GAMES											
			201 H	Cornell	4 1	30 H	Boston U.	1 1			
			52 A	Harvard	1 2	126 A	Yale	1 0			
			146 H	Columbia	4 2	257 A	New Hampshire	0 0			
			71 H	Brown	2 0	89 H	Princeton	2 0			
			40 A	Penn	0 1	71 A	Brown	0 1			

Non-Div. I Games:

Dartmouth

Average RPI Win:		210	WON-LOST RECORD		WINNING PCT. RANK		LAST 10 GAMES		STRENGTH OF SCHEDULE		OPP. STRENGTH OF SCHEDULE		TEAM RPI		ADJ RPI		CONF. RPI		ADJ CONF. RPI		
Average RPI Loss:		84																			
DIV. I ONLY			12-7-2		.61905 80		6-3-1		121		159		94		.53597 95		20		20		
DIV. I NON-CONF.			3-4-1		.4375 198		0-0-0		53		48		105		.53361 106		21		21		
TOTALS		RPI 1-25		RPI 26-50		W-L RECORDS		RPI 51-100		RPI 101-150		RPI 150+									
12-7-2		0-1-0		0-1-0		OVERALL		1-3-1		0-1-0		11-1-1									
7-4-1		0-0-0		0-0-0		HOME		0-2-0		0-1-0		7-1-1									
5-3-1		0-1-0		0-1-0		AWAY		1-1-1		0-0-0		4-0-0									
0-0-0		0-0-0		0-0-0		NEUTRAL		0-0-0		0-0-0		0-0-0									
3-4-1		0-1-0		0-1-0		NON-CONFERENCE		0-2-1		0-0-0		3-0-0									
3-1-0		0-0-0		0-0-0		HOME		0-1-0		0-0-0		3-0-0									
0-3-1		0-1-0		0-0-		AWAY		0-1-1		0-0-0		0-0-0									
0-0-0		0-0-0		0-0-0		NEUTRAL		0-0-0		0-0-0		0-0-0									
9-3-1		0-0-0		0-0-0		CONFERENCE		1-1-0		0-1-0		8-1-1									
4-3-1		0-0-0		0-0-0		HOME		0-1-0		0-1-0		4-1-1									
5-0-0		0-0-0		0-0-0		AWAY		1-0-0		0-0-0		4-0-0									
0-0-0		0-0-0		0-0-0		NEUTRAL		0-0-0		0-0-0		0-0-0									
RPI	S	Opponent		Score		RPI	S	Opponent		Score		RPI	S	Opponent		Score					
7	A	Michigan		1	2	30	A	Indiana		0	1	55	A	Ohio St.		1	2	122	H Miami (OH)	0	1
												64	A	Butler		1	1	154	A Kent St.	2	0
												81	H	Michigan St.		2	3	160	H Detroit	3	2
												97	A	Western Mich.		2	1	163	A Central Mich.	3	0
												97	H	Western Mich.		0	1	183	H Indiana St.	4	0
																		199	H Ball St.	0	1
																		215	A Ohio	3	0
																		215	H Ohio	3	0
																		233	H Stetson	5	1
																		242	H Toledo	4	3
																		250	H Buffalo	1	1
																		269	H Northern Ill.	4	1
																		274	H Akron	4	1
																		313	A Bowling Green	2	1
LAST 10 GAMES																					
						97	H	Western Mich.		0	1	154	A	Kent St.		2	0				
						215	H	Ohio		3	0	215	A	Ohio		3	0				
						97	A	Western Mich.		2	1	122	H	Miami (OH)		0	1				
						274	H	Akron		4	1	199	H	Ball St.		0	1				
						250	H	Buffalo		1	1	163	A	Central Mich.		3	0				

Non-Div. I Games:

Eastern Mich.

Average RPI Win:	185	WON-LOST RECORD	WINNING PCT. RANK	LAST 10 GAMES	STRENGTH OF SCHEDULE	OPP. STRENGTH OF SCHEDULE	TEAM RPI	ADJ RPI	CONF. RPI	ADJ CONF. RPI		
Average RPI Loss:	85											
DIV. I ONLY		10-6-4	.6	94	5-2-3	115	126	95	.53526	96	13	13
DIV. I NON-CONF.		5-4-0	.55556	129	1-0-0	132	75	116	.52531	115	15	15
<hr/>												
TOTALS	RPI 1-25	RPI 26-50		W-L RECORDS		RPI 51-100		RPI 101-150		RPI 150+		
10-6-4	0-0-0	0-3-0		OVERALL		1-2-1		4-0-3		5-1-0		
2-3-3	0-0-0	0-2-0		HOME		1-1-1		0-0-2		1-0-0		
7-2-1	0-0-0	0-1-0		AWAY		0-0-0		4-0-1		3-1-0		
1-1-0	0-0-0	0-0-0		NEUTRAL		0-1-0		0-0-0		1-0-0		
<hr/>												
5-4-0	0-0-0	0-2-0		NON-CONFERENCE		0-2-0		3-0-0		2-0-0		
0-2-0	0-0-0	0-1-0		HOME		0-1-0		0-0-0		0-0-0		
4-1-0	0-0-0	0-0-		AWAY		0-0-0		3-0-0		1-0-0		
1-1-0	0-0-0	0-0-0		NEUTRAL		0-1-0		0-0-0		1-0-0		
<hr/>												
5-2-4	0-0-0	0-1-0		CONFERENCE		1-0-1		1-0-3		3-1-0		
2-1-3	0-0-0	0-1-0		HOME		1-0-1		0-0-2		1-0-0		
3-1-1	0-0-0	0-0-0		AWAY		0-0-0		1-0-1		2-1-0		
0-0-0	0-0-0	0-0-0		NEUTRAL		0-0-0		0-0-0		0-0-0		
<hr/>												
RPI S	Opponent	Score	RPI S	Opponent	Score	RPI S	Opponent	Score	RPI S	Opponent	Score	
			45 A	James Madison	0 2	68 H	Liberty	0 1	131 A	High Point	3 1	
			46 H	Furman	0 3	69 N	Washington	0 1	141 A	East Carolina	1 0	
			48 H	Georgia	0 1	74 H	Elon	2 2	142 A	Hawaii	1 0	
						85 H	Samford	3 0	144 A	Wofford	0 0	
									144 H	Wofford	0 0	
									149 A	Western Caro.	2 0	
									150 H	Appalachian St.	1 1	
									165 N	UNC Wilmington	2 0	
									178 A	Davidson	1 0	
									236 A	Ga. Southern	0 1	
									246 A	Citadel	5 3	
									295 H	Chattanooga	5 0	
									314 A	Francis Marion	2 0	
<hr/>												
LAST 10 GAMES												
			144 H	Wofford	0 0		178 A	Davidson	1 0			
			74 H	Elon	2 2		144 A	Wofford	0 0			
			295 H	Chattanooga	5 0		46 H	Furman	0 3			
			85 H	Samford	3 0		246 A	Citadel	5 3			
			236 A	Ga. Southern	0 1		314 A	Francis Marion	2 0			

Non-Div. I Games:

UNC Greensboro



Average RPI Win:		211	WON-LOST RECORD		WINNING PCT. RANK		LAST 10 GAMES		STRENGTH OF SCHEDULE		OPP. STRENGTH OF SCHEDULE		TEAM RPI		ADJ RPI		CONF. RPI		ADJ CONF. RPI					
DIV. I ONLY			12-6-5		.63043		73		5-2-2		139		170		98		.53451		97		20		20	
DIV. I NON-CONF.			3-4-2		.44444		190		1-1-0		115		73		145		.50593		144		21		21	
TOTALS		RPI 1-25		RPI 26-50		W-L RECORDS		RPI 51-100		RPI 101-150		RPI 150+												
12-6-5		1-1-0		0-1-0		OVERALL		1-1-0		0-0-2		10-3-3												
6-1-2		0-0-0		0-0-0		HOME		0-1-0		0-0-1		6-0-1												
5-4-3		1-0-0		0-1-0		AWAY		1-0-0		0-0-1		3-3-2												
1-1-0		0-1-0		0-0-0		NEUTRAL		0-0-0		0-0-0		1-0-0												
3-4-2		1-1-0		0-1-0		NON-CONFERENCE		0-0-0		0-0-1		2-2-1												
2-0-0		0-0-0		0-0-0		HOME		0-0-0		0-0-0		2-0-0												
1-3-2		1-0-0		0-0-		AWAY		0-0-0		0-0-1		0-2-1												
0-1-0		0-1-0		0-0-0		NEUTRAL		0-0-0		0-0-0		0-0-0												
9-2-3		0-0-0		0-0-0		CONFERENCE		1-1-0		0-0-1		8-1-2												
4-1-2		0-0-0		0-0-0		HOME		0-1-0		0-0-1		4-0-1												
4-1-1		0-0-0		0-0-0		AWAY		1-0-0		0-0-0		3-1-1												
1-0-0		0-0-0		0-0-0		NEUTRAL		0-0-0		0-0-0		1-0-0												
RPI	S	Opponent		Score		RPI	S	Opponent		Score		RPI	S	Opponent		Score								
6	A	Marquette		1	0	37	A	Iowa		1	3	95	A	Eastern Mich.		1	0							
25	N	Notre Dame		0	1							95	H	Eastern Mich.		1	2							
														112 A Wright St.		0	0							
														122 H Miami (OH)		0	0							
														154 A Kent St.		2	3							
														154 H Kent St.		1	1							
														156 A Oakland		0	2							
														158 A Saint Louis		2	3							
														163 A Central Mich.		1	0							
														179 A Northwestern		0	0							
														199 H Ball St.		2	1							
														199 N Ball St.		1	0							
														215 A Ohio		0	0							
														242 A Toledo		5	1							
														250 H Buffalo		2	1							
														255 H Cleveland St.		1	0							
														266 H Western Ill.		4	0							
														269 H Northern Ill.		4	2							
														274 H Akron		3	0							
														313 A Bowling Green		5	0							
LAST 10 GAMES																								
		25 N Notre Dame		0	1			95 H Eastern Mich.		1	2													
		6 A Marquette		1	0			250 H Buffalo		2	1													
		199 N Ball St.		1	0			274 H Akron		3	0													
		95 A Eastern Mich.		1	0			215 A Ohio		0	0													
		154 H Kent St.		1	1			154 A Kent St.		2	3													

**Non-Div. I Games:**

Western Mich.

Average RPI Win:	120	WON-LOST RECORD	WINNING PCT. RANK	LAST 10 GAMES	STRENGTH OF SCHEDULE	OPP. STRENGTH OF SCHEDULE	TEAM RPI	ADJ RPI	CONF. RPI	ADJ CONF. RPI			
DIV. I ONLY		8-7-3	.52778	129	3-4-3	92	106	102	.53367	98	12	12	
DIV. I NON-CONF.		6-4-0	.6	111	1-1-0	52	61	60	.57697	58	11	11	
<hr/>													
TOTALS	RPI 1-25	RPI 26-50		W-L RECORDS		RPI 51-100		RPI 101-150		RPI 150+			
8-7-3	0-1-0	2-1-0		OVERALL		2-1-0		1-1-2		3-3-1			
4-2-3	0-0-0	1-0-0		HOME		0-0-0		1-0-2		2-2-1			
4-5-0	0-1-0	1-1-0		AWAY		2-1-0		0-1-0		1-1-0			
0-0-0	0-0-0	0-0-0		NEUTRAL		0-0-0		0-0-0		0-0-0			
6-4-0	0-1-0	2-1-0		NON-CONFERENCE		1-1-0		1-0-0		2-1-0			
4-1-0	0-0-0	1-0-0		HOME		0-0-0		1-0-0		2-1-0			
2-3-0	0-1-0	1-0-		AWAY		1-1-0		0-0-0		0-0-0			
0-0-0	0-0-0	0-0-0		NEUTRAL		0-0-0		0-0-0		0-0-0			
2-3-3	0-0-0	0-0-0		CONFERENCE		1-0-0		0-1-2		1-2-1			
0-1-3	0-0-0	0-0-0		HOME		0-0-0		0-0-2		0-1-1			
2-2-0	0-0-0	0-0-0		AWAY		1-0-0		0-1-0		1-1-0			
0-0-0	0-0-0	0-0-0		NEUTRAL		0-0-0		0-0-0		0-0-0			
RPI	S	Opponent	Score	RPI	S	Opponent	Score	RPI	S	Opponent	Score		
11	A	Santa Clara	0 4	28	H	BYU	1 0	84	A	UC Irvine	2 1		
				29	A	Texas Tech	3 2	87	A	Auburn	2 1		
				48	A	Georgia	0 1	91	A	San Diego	0 1		
										109	H	Cal St. Fullerton	1 1
										121	A	Cal Poly	0 2
										138	H	Cincinnati	4 1
										142	H	Hawaii	0 0
										151	H	Northern Ariz.	0 1
										168	H	San Francisco	1 0
										181	A	UC Santa Barbara	2 1
										193	H	UC Davis	1 1
										204	A	Cal St. Northridge	0 1
										218	H	UC Riverside	1 2
										244	H	Loyola Marymount	1 0
				LAST 10 GAMES									
				218 H UC Riverside				193 H UC Davis					
				109 H Cal St. Fullerton				181 A UC Santa Barbara					
				204 A Cal St. Northridge				121 A Cal Poly					
				142 H Hawaii				91 A San Diego					
				84 A UC Irvine				168 H San Francisco					

**Non-Div. I Games:**

Long Beach St.

Average RPI Win: 150		WON-LOST RECORD		WINNING PCT. RANK		LAST 10 GAMES		STRENGTH OF SCHEDULE		OPP. STRENGTH OF SCHEDULE		TEAM RPI		ADJ RPI		CONF. RPI		ADJ CONF. RPI					
DIV. I ONLY		8-9-3		.475 165		3-4-3		56		69		97		.5332 99		5		4					
DIV. I NON-CONF.		4-4-0		.5 146		0-0-0		82		172		121		.52226 121		4		4					
TOTALS		RPI 1-25		RPI 26-50		W-L RECORDS		RPI 51-100		RPI 101-150		RPI 150+											
8-9-3		2-2-0		1-3-0		OVERALL		0-3-2		0-1-0		5-0-1											
5-2-2		2-1-0		0-1-0		HOME		0-0-2		0-0-0		3-0-0											
3-4-1		0-1-0		1-1-0		AWAY		0-1-0		0-1-0		2-0-1											
0-3-0		0-0-0		0-1-0		NEUTRAL		0-2-0		0-0-0		0-0-0											
4-4-0		0-1-0		0-0-0		NON-CONFERENCE		0-3-0		0-0-0		4-0-0											
3-0-0		0-0-0		0-0-0		HOME		0-0-0		0-0-0		3-0-0											
1-2-0		0-1-0		0-0-		AWAY		0-1-0		0-0-0		1-0-0											
0-2-0		0-0-0		0-0-0		NEUTRAL		0-2-0		0-0-0		0-0-0											
4-5-3		2-1-0		1-3-0		CONFERENCE		0-0-2		0-1-0		1-0-1											
2-2-2		2-1-0		0-1-0		HOME		0-0-2		0-0-0		0-0-0											
2-2-1		0-0-0		1-1-0		AWAY		0-0-0		0-1-0		1-0-1											
0-1-0		0-0-0		0-1-0		NEUTRAL		0-0-0		0-0-0		0-0-0											
RPI	S	Opponent		Score		RPI	S	Opponent		Score		RPI	S	Opponent		Score							
12	H	Florida		1	0	33	A	Kentucky		2	1	58	H	Tennessee		1	1	101	A	LSU	0	1	
14	H	South Carolina		2	1	38	A	Arkansas		1	2	59	N	Baylor		1	2	171	A	UMKC	3	0	
15	H	Texas A&M		1	2	38	N	Arkansas		0	4	65	A	Memphis		1	2	174	A	Vanderbilt	1	1	
20	A	Portland		2	3	48	H	Georgia		0	1	87	H	Auburn		1	1	187	H	Southeast Mo. St.	4	0	
												91	N	San Diego		1	2	220	A	Mississippi St.	3	1	
																		265	H	Pacific	5	1	
																		298	H	Eastern Ill.	3	0	
						LAST 10 GAMES																	
						38	N	Arkansas		0	4	14	H	South Carolina		2	1						
						38	A	Arkansas		1	2	101	A	LSU		0	1						
						58	H	Tennessee		1	1	15	H	Texas A&M		1	2						
						33	A	Kentucky		2	1	174	A	Vanderbilt		1	1						
						87	H	Auburn		1	1	12	H	Florida		1	0						

Non-Div. I Games:

Missouri

Average RPI Win: 155		WON-LOST	WINNING	LAST 10	STRENGTH OF		OPP. STRENGTH	TEAM	ADJ	CONF.	ADJ CONF.
Average RPI Loss: 25		RECORD	PCT. RANK	GAMES	SCHEDULE		OF SCHEDULE	RPI	RPI	RPI	RPI
DIV. I ONLY		7-11-1	.39474	225	42		12	99	.53186	100	1
DIV. I NON-CONF.		4-2-0	.66667	76	93		118	67	.56546	68	1
TOTALS		RPI 1-25	RPI 26-50		W-L RECORDS		RPI 51-100		RPI 101-150		RPI 150+
7-11-1		0-7-1	0-2-0		OVERALL		2-2-0		2-0-0		3-0-0
4-4-1		0-2-1	0-1-0		HOME		1-1-0		1-0-0		2-0-0
2-6-0		0-4-0	0-1-0		AWAY		0-1-0		1-0-0		1-0-0
1-1-0		0-1-0	0-0-0		NEUTRAL		1-0-0		0-0-0		0-0-0
4-2-0		0-1-0	0-0-0		NON-CONFERENCE		1-1-0		1-0-0		2-0-0
3-0-0		0-0-0	0-0-0		HOME		0-0-0		1-0-0		2-0-0
0-1-0		0-0-0	0-0-		AWAY		0-1-0		0-0-0		0-0-0
1-1-0		0-1-0	0-0-0		NEUTRAL		1-0-0		0-0-0		0-0-0
3-9-1		0-6-1	0-2-0		CONFERENCE		1-1-0		1-0-0		1-0-0
1-4-1		0-2-1	0-1-0		HOME		1-1-0		0-0-0		0-0-0
2-5-0		0-4-0	0-1-0		AWAY		0-0-0		1-0-0		1-0-0
0-0-0		0-0-0	0-0-0		NEUTRAL		0-0-0		0-0-0		0-0-0
RPI S	Opponent	Score	RPI S	Opponent	Score	RPI S	Opponent	Score	RPI S	Opponent	Score
1 A	Virginia	0 3	26 A	Boston College	1 2	56 A	UConn	0 1	103 A	North Carolina St.	2 1
3 H	Florida St.	0 1	47 H	Maryland	1 3	73 H	Miami (FL)	3 0	110 H	Colgate	1 0
4 A	North Carolina	0 1				76 H	Clemson	0 1	196 H	Fairleigh Dickinson	2 1
5 A	Virginia Tech	0 3				92 N	Hofstra	3 2	202 A	Pittsburgh	4 0
17 H	Wake Forest	0 1							310 H	Albany (NY)	4 0
19 N	West Virginia	1 2									
24 H	Duke	2 2									
25 A	Notre Dame	0 1									
LAST 10 GAMES											
26 A	Boston College	1 2	3 H	Florida St.	0 1						
47 H	Maryland	1 3	202 A	Pittsburgh	4 0						
103 A	North Carolina St.	2 1	17 H	Wake Forest	0 1						
4 A	North Carolina	0 1	76 H	Clemson	0 1						
73 H	Miami (FL)	3 0	24 H	Duke	2 2						

Non-Div. I Games:

Syracuse

Average RPI Win: 156		WON-LOST	WINNING	LAST 10	STRENGTH OF		OPP. STRENGTH	TEAM	ADJ	CONF.	ADJ CONF.
Average RPI Loss: 38		RECORD	PCT. RANK	GAMES	SCHEDULE		OF SCHEDULE	RPI	RPI	RPI	RPI
DIV. I ONLY		9-9-2	.5	147	4-6-0		91	49	100	.53067	101
DIV. I NON-CONF.		4-3-1	.5625	126	0-0-0		98	94	92	.53881	94
TOTALS		RPI 1-25	RPI 26-50		W-L RECORDS		RPI 51-100		RPI 101-150		RPI 150+
9-9-2		0-2-0	1-5-0		OVERALL		1-2-1		2-0-1		5-0-0
4-3-2		0-0-0	0-3-0		HOME		1-0-1		0-0-1		3-0-0
4-5-0		0-2-0	1-2-0		AWAY		0-1-0		1-0-0		2-0-0
1-1-0		0-0-0	0-0-0		NEUTRAL		0-1-0		1-0-0		0-0-0
4-3-1		0-0-0	0-2-0		NON-CONFERENCE		0-1-0		1-0-1		3-0-0
2-1-1		0-0-0	0-1-0		HOME		0-0-0		0-0-1		2-0-0
1-2-0		0-0-0	0-0-		AWAY		0-1-0		0-0-0		1-0-0
1-0-0		0-0-0	0-0-0		NEUTRAL		0-0-0		1-0-0		0-0-0
5-6-1		0-2-0	1-3-0		CONFERENCE		1-1-1		1-0-0		2-0-0
2-2-1		0-0-0	0-2-0		HOME		1-0-1		0-0-0		1-0-0
3-3-0		0-2-0	1-1-0		AWAY		0-0-0		1-0-0		1-0-0
0-1-0		0-0-0	0-0-0		NEUTRAL		0-1-0		0-0-0		0-0-0
RPI S	Opponent	Score	RPI S	Opponent	Score	RPI S	Opponent	Score	RPI S	Opponent	Score
12 A	Florida	0 3	28 H	BYU	2 4	51 A	Stephen F. Austin	0 4	111 N	Southern California	1 0
15 A	Texas A&M	2 3	33 A	Kentucky	1 3	58 H	Tennessee	1 1	129 A	Alabama	2 1
			34 H	Ole Miss	0 1	87 N	Auburn	0 1	133 H	TCU	0 0
			35 A	Minnesota	1 2	99 H	Missouri	1 0	157 A	Rice	1 0
			38 A	Arkansas	5 3				174 A	Vanderbilt	2 1
			48 H	Georgia	1 2				203 H	Louisiana Tech	1 0
									220 H	Mississippi St.	3 2
									277 H	La.-Monroe	6 0
LAST 10 GAMES											
			87 N	Auburn	0 1	34 H	Ole Miss	0 1			
			15 A	Texas A&M	2 3	99 H	Missouri	1 0			
			33 A	Kentucky	1 3	129 A	Alabama	2 1			
			48 H	Georgia	1 2	38 A	Arkansas	5 3			
			12 A	Florida	0 3	220 H	Mississippi St.	3 2			

Non-Div. I Games:

LSU

Average RPI Win:		230	WON-LOST RECORD		WINNING PCT. RANK		LAST 10 GAMES		STRENGTH OF SCHEDULE		OPP. STRENGTH OF SCHEDULE		TEAM RPI		ADJ RPI		CONF. RPI		ADJ CONF. RPI		
DIV. I ONLY			11-6-2		.63158 70		6-3-1		132		239		101		.52969 102		25		25		
DIV. I NON-CONF.			5-3-1		.61111 102		0-0-0		89		176		86		.54671 86		24		24		
TOTALS		RPI 1-25		RPI 26-50		W-L RECORDS		RPI 51-100		RPI 101-150		RPI 150+									
11-6-2		0-1-0		0-0-0		OVERALL		0-0-0		1-3-1		10-2-1									
8-1-1		0-0-0		0-0-0		HOME		0-0-0		1-1-0		7-0-1									
3-4-1		0-1-0		0-0-0		AWAY		0-0-0		0-2-1		3-1-0									
0-1-0		0-0-0		0-0-0		NEUTRAL		0-0-0		0-0-0		0-1-0									
5-3-1		0-1-0		0-0-0		NON-CONFERENCE		0-0-0		1-1-1		4-1-0									
5-0-0		0-0-0		0-0-0		HOME		0-0-0		1-0-0		4-0-0									
0-2-1		0-1-0		0-0-		AWAY		0-0-0		0-1-1		0-0-0									
0-1-0		0-0-0		0-0-0		NEUTRAL		0-0-0		0-0-0		0-1-0									
6-3-1		0-0-0		0-0-0		CONFERENCE		0-0-0		0-2-0		6-1-1									
3-1-1		0-0-0		0-0-0		HOME		0-0-0		0-1-0		3-0-1									
3-2-0		0-0-0		0-0-0		AWAY		0-0-0		0-1-0		3-1-0									
0-0-0		0-0-0		0-0-0		NEUTRAL		0-0-0		0-0-0		0-0-0									
RPI	S	Opponent		Score		RPI	S	Opponent		Score		RPI	S	Opponent		Score					
22	A	Colorado		0 4						119 A Seton Hall				2 2							
										126 A Yale				0 1							
										127 A UMBC				1 2							
										127 H UMBC				1 2							
										145 H Fairfield				2 0							
										155 A Maine				2 1							
										155 H Maine				1 1							
										162 N Northern Colo.				0 1							
										164 A Hartford				2 3							
										172 H Wagner				2 1							
										196 H Fairleigh Dickinson				6 0							
										227 H Siena				3 1							
										230 A Binghamton				2 0							
										252 A Vermont				2 1							
										257 H New Hampshire				3 1							
										267 H NJIT				2 1							
										310 H Albany (NY)				4 0							
										317 H UMass Lowell				1 0							
						LAST 10 GAMES															
						127 A UMBC				1 2				127 H UMBC				1 2			
						155 H Maine				1 1				310 H Albany (NY)				4 0			
						155 A Maine				2 1				164 A Hartford				2 3			
						257 H New Hampshire				3 1				317 H UMass Lowell				1 0			
						230 A Binghamton				2 0				252 A Vermont				2 1			

**Non-Div. I Games:**

## Stony Brook

Average RPI Win: 159		WON-LOST	WINNING	LAST 10	STRENGTH OF		OPP. STRENGTH	TEAM	ADJ	CONF.	ADJ CONF.
Average RPI Loss: 33		RECORD	PCT. RANK	GAMES	SCHEDULE		OF SCHEDULE	RPI	RPI	RPI	RPI
DIV. I ONLY		7-12-0	.36842	243	1-9-0		35	17	106	.52904	103
DIV. I NON-CONF.		5-1-0	.83333	20	0-0-0		57	184	23	.6203	23
TOTALS		RPI 1-25	RPI 26-50		W-L RECORDS		RPI 51-100		RPI 101-150		RPI 150+
7-12-0		1-7-0	0-2-0		OVERALL		1-3-0		0-0-0		5-0-0
5-7-0		1-4-0	0-1-0		HOME		0-2-0		0-0-0		4-0-0
2-5-0		0-3-0	0-1-0		AWAY		1-1-0		0-0-0		1-0-0
0-0-0		0-0-0	0-0-0		NEUTRAL		0-0-0		0-0-0		0-0-0
5-1-0		0-1-0	0-0-0		NON-CONFERENCE		1-0-0		0-0-0		4-0-0
4-1-0		0-1-0	0-0-0		HOME		0-0-0		0-0-0		4-0-0
1-0-0		0-0-0	0-0-0		AWAY		1-0-0		0-0-0		0-0-0
0-0-0		0-0-0	0-0-0		NEUTRAL		0-0-0		0-0-0		0-0-0
2-11-0		1-6-0	0-2-0		CONFERENCE		0-3-0		0-0-0		1-0-0
1-6-0		1-3-0	0-1-0		HOME		0-2-0		0-0-0		0-0-0
1-5-0		0-3-0	0-1-0		AWAY		0-1-0		0-0-0		1-0-0
0-0-0		0-0-0	0-0-0		NEUTRAL		0-0-0		0-0-0		0-0-0
RPI S	Opponent	Score	RPI S	Opponent	Score	RPI S	Opponent	Score	RPI S	Opponent	Score
1 H	Virginia	0 5	26 H	Boston College	2 3	72 A	Navy	3 2	165 H	UNC Wilmington	2 1
3 A	Florida St.	0 1	47 A	Maryland	0 3	73 A	Miami (FL)	1 2	170 H	Longwood	3 2
4 A	North Carolina	0 3				76 H	Clemson	0 1	202 A	Pittsburgh	1 0
5 H	Virginia Tech	1 4				100 H	Syracuse	1 2	236 H	Ga. Southern	4 0
10 H	Georgetown	0 2							249 H	East Tenn. St.	3 0
17 H	Wake Forest	2 1									
24 A	Duke	0 1									
25 H	Notre Dame	1 3									
LAST 10 GAMES											
17 H	Wake Forest	2 1	4 A	North Carolina	0 3						
24 A	Duke	0 1	47 A	Maryland	0 3						
100 H	Syracuse	1 2	26 H	Boston College	2 3						
1 H	Virginia	0 5	5 H	Virginia Tech	1 4						
76 H	Clemson	0 1	3 A	Florida St.	0 1						

Non-Div. I Games:

North Carolina St.

Average RPI Win:	142	WON-LOST	WINNING	LAST 10	STRENGTH OF	OPP. STRENGTH	TEAM	ADJ	CONF.	ADJ CONF.	
Average RPI Loss:	54	RECORD	PCT. RANK	GAMES	SCHEDULE	OF SCHEDULE	RPI	RPI	RPI	RPI	
DIV. I ONLY	6-10-3	.39474	225	3-6-1	28	64	103	.52894	104	4	5
DIV. I NON-CONF.	3-4-2	.44444	190	0-0-0	48	90	103	.53419	105	5	5
<hr/>											
TOTALS	RPI 1-25	RPI 26-50		W-L RECORDS	RPI 51-100		RPI 101-150		RPI 150+		
6-10-3	0-2-0	0-5-1		OVERALL	1-1-1		3-2-1		2-0-0		
5-4-1	0-2-0	0-0-0		HOME	1-1-1		2-1-0		2-0-0		
1-6-2	0-0-0	0-5-1		AWAY	0-0-0		1-1-1		0-0-0		
0-0-0	0-0-0	0-0-0		NEUTRAL	0-0-0		0-0-0		0-0-0		
<hr/>											
3-4-2	0-0-0	0-3-0		NON-CONFERENCE	0-1-1		1-0-1		2-0-0		
3-1-1	0-0-0	0-0-0		HOME	0-1-1		1-0-0		2-0-0		
0-3-1	0-0-0	0-0-		AWAY	0-0-0		0-0-1		0-0-0		
0-0-0	0-0-0	0-0-0		NEUTRAL	0-0-0		0-0-0		0-0-0		
<hr/>											
3-6-1	0-2-0	0-2-1		CONFERENCE	1-0-0		2-2-0		0-0-0		
2-3-0	0-2-0	0-0-0		HOME	1-0-0		1-1-0		0-0-0		
1-3-1	0-0-0	0-2-1		AWAY	0-0-0		1-1-0		0-0-0		
0-0-0	0-0-0	0-0-0		NEUTRAL	0-0-0		0-0-0		0-0-0		
<hr/>											
RPI	S	Opponent	Score	RPI	S	Opponent	Score	RPI	S	Opponent	Score
6	H	Marquette	0 1	32	A	Rutgers	1 2	63	H	La Salle	0 1
10	H	Georgetown	1 3	36	A	St. John's (NY)	1 1	64	H	Butler	2 0
				43	A	DePaul	0 1	86	H	Radford	1 1
				43	A	DePaul	0 2				
				45	A	James Madison	2 3				
				47	A	Maryland	2 4				

Non-Div. I Games:

Villanova



Average RPI Win: 235		WON-LOST	WINNING	LAST 10	STRENGTH OF		OPP. STRENGTH	TEAM	ADJ		CONF.	ADJ CONF.	
Average RPI Loss: 127		RECORD	PCT. RANK	GAMES	SCHEDULE		OF SCHEDULE	RPI	RPI		RPI	RPI	
DIV. I ONLY		14-6-3	.67391	46	6-3-1		179	231	104	.52886	105	19	19
DIV. I NON-CONF.		7-4-1	.625	91	0-1-0		175	238	127	.5164	127	20	20
TOTALS		RPI 1-25	RPI 26-50		W-L RECORDS		RPI 51-100		RPI 101-150		RPI 150+		
14-6-3	0-1-0	0-0-0		OVERALL		0-1-0		1-2-1		13-2-2			
6-1-1	0-0-0	0-0-0		HOME		0-0-0		0-1-0		6-0-1			
4-5-1	0-1-0	0-0-0		AWAY		0-1-0		0-1-1		4-2-0			
4-0-1	0-0-0	0-0-0		NEUTRAL		0-0-0		1-0-0		3-0-1			
7-4-1	0-1-0	0-0-0		NON-CONFERENCE		0-1-0		0-1-1		7-1-0			
4-0-0	0-0-0	0-0-0		HOME		0-0-0		0-0-0		4-0-0			
1-4-1	0-1-0	0-0-		AWAY		0-1-0		0-1-1		1-1-0			
2-0-0	0-0-0	0-0-0		NEUTRAL		0-0-0		0-0-0		2-0-0			
7-2-2	0-0-0	0-0-0		CONFERENCE		0-0-0		1-1-0		6-1-2			
2-1-1	0-0-0	0-0-0		HOME		0-0-0		0-1-0		2-0-1			
3-1-0	0-0-0	0-0-0		AWAY		0-0-0		0-0-0		3-1-0			
2-0-1	0-0-0	0-0-0		NEUTRAL		0-0-0		1-0-0		1-0-1			
RPI S	Opponent	Score		RPI S	Opponent	Score		RPI S	Opponent	Score			
3 A	Florida St.	0 5						53 A	South Fla.	0 1			
								115 H	Western Ky.	0 1			
								115 N	Western Ky.	1 0			
								136 A	Nicholls St.	1 1			
								143 A	UAB	2 3			
								166 H	La.-Lafayette	4 2			
								184 H	Texas St.	2 2			
								188 A	Arkansas St.	2 0			
								188 N	Arkansas St.	1 1			
								200 A	Southern Miss.	3 2			
								203 N	Louisiana Tech	1 0			
								209 A	North Florida	0 1			
								220 H	Mississippi St.	3 2			
								232 A	Georgia St.	2 1			
								232 N	Georgia St.	2 0			
								237 A	Troy	0 1			
								271 N	Jackson St.	5 0			
								275 H	Murray St.	2 0			
								277 H	La.-Monroe	3 1			
								284 A	UALR	1 0			
								305 H	Southern U.	8 0			
								324 H	Alabama A&M	11 0			
LAST 10 GAMES													
3 A	Florida St.	0 5		166 H	La.-Lafayette	4 2							
115 N	Western Ky.	1 0		237 A	Troy	0 1							
188 N	Arkansas St.	1 1		115 H	Western Ky.	0 1							
232 N	Georgia St.	2 0		232 A	Georgia St.	2 1							
277 H	La.-Monroe	3 1		188 A	Arkansas St.	2 0							

Non-Div. I Games:

South Ala.

Average RPI Win: 219		WON-LOST RECORD		WINNING PCT. RANK		LAST 10 GAMES		STRENGTH OF SCHEDULE		OPP. STRENGTH OF SCHEDULE		TEAM RPI		ADJ RPI		CONF. RPI		ADJ CONF. RPI	
DIV. I ONLY		13-7-3		.63043 73		6-3-1		173		162		113		.52875 106		23		23	
DIV. I NON-CONF.		5-3-2		.6 111		0-0-0		84		91		78		.5575 74		18		17	
TOTALS		RPI 1-25		RPI 26-50		W-L RECORDS		RPI 51-100		RPI 101-150		RPI 150+							
13-7-3		0-0-1		0-0-0		OVERALL		2-4-1		1-0-1		10-3-0							
5-1-2		0-0-1		0-0-0		HOME		0-1-1		1-0-0		4-0-0							
6-5-1		0-0-0		0-0-0		AWAY		2-2-0		0-0-1		4-3-0							
2-1-0		0-0-0		0-0-0		NEUTRAL		0-1-0		0-0-0		2-0-0							
5-3-2		0-0-1		0-0-0		NON-CONFERENCE		2-2-1		1-0-0		2-1-0							
1-0-2		0-0-1		0-0-0		HOME		0-0-1		1-0-0		0-0-0							
4-3-0		0-0-0		0-0-		AWAY		2-2-0		0-0-0		2-1-0							
0-0-0		0-0-0		0-0-0		NEUTRAL		0-0-0		0-0-0		0-0-0							
8-4-1		0-0-0		0-0-0		CONFERENCE		0-2-0		0-0-1		8-2-0							
4-1-0		0-0-0		0-0-0		HOME		0-1-0		0-0-0		4-0-0							
2-2-1		0-0-0		0-0-0		AWAY		0-0-0		0-0-1		2-2-0							
2-1-0		0-0-0		0-0-0		NEUTRAL		0-1-0		0-0-0		2-0-0							
RPI S	Opponent	Score		RPI S	Opponent	Score		RPI S	Opponent	Score		RPI S	Opponent	Score					
23 H	Washington St.	0	0					59 A	Baylor	0	2	125 A	Utah St.	1	1				
								60 A	Arizona St.	2	0	137 H	Creighton	2	1				
								69 A	Washington	1	0	159 A	UNLV	1	2				
								75 A	Seattle	1	2	182 A	Idaho St.	1	2				
								80 H	San Diego St.	0	1	189 A	Fresno St.	1	2				
								80 N	San Diego St.	0	1	189 N	Fresno St.	2	1				
								93 H	Weber St.	0	0	213 H	New Mexico	2	1				
												229 A	North Dakota St.	1	0				
												247 H	Wyoming	2	1				
												247 N	Wyoming	3	0				
												262 A	Nevada	1	0				
												288 H	Air Force	3	1				
												299 A	Colorado St.	3	0				
												300 H	San Jose St.	3	0				
												311 A	North Dakota	3	1				
LAST 10 GAMES																			
				80 N	San Diego St.	0	1	213 H	New Mexico	2	1								
				189 N	Fresno St.	2	1	80 H	San Diego St.	0	1								
				247 N	Wyoming	3	0	299 A	Colorado St.	3	0								
				125 A	Utah St.	1	1	189 A	Fresno St.	1	2								
				288 H	Air Force	3	1	300 H	San Jose St.	3	0								

Non-Div. I Games:

Boise St.

Average RPI Win: 180		WON-LOST RECORD		WINNING PCT. RANK		LAST 10 GAMES		STRENGTH OF SCHEDULE		OPP. STRENGTH OF SCHEDULE		TEAM RPI		ADJ RPI		CONF. RPI		ADJ CONF. RPI	
DIV. I ONLY		11-7-2		.6 94		5-3-2		150		120		107		.52818 107		11		11	
DIV. I NON-CONF.		5-3-0		.625 91		0-0-0		141		102		94		.53954 93		12		12	
TOTALS		RPI 1-25		RPI 26-50		W-L RECORDS		RPI 51-100		RPI 101-150		RPI 150+							
11-7-2		0-1-0		0-1-0		OVERALL		1-2-1		4-1-0		6-2-1							
7-2-1		0-0-0		0-1-0		HOME		1-0-0		2-0-0		4-1-1							
3-4-1		0-1-0		0-0-0		AWAY		0-1-1		1-1-0		2-1-0							
1-1-0		0-0-0		0-0-0		NEUTRAL		0-1-0		1-0-0		0-0-0							
5-3-0		0-1-0		0-1-0		NON-CONFERENCE		1-0-0		1-0-0		3-1-0							
4-1-0		0-0-0		0-1-0		HOME		1-0-0		0-0-0		3-0-0							
1-2-0		0-1-0		0-0-		AWAY		0-0-0		1-0-0		0-1-0							
0-0-0		0-0-0		0-0-0		NEUTRAL		0-0-0		0-0-0		0-0-0							
6-4-2		0-0-0		0-0-0		CONFERENCE		0-2-1		3-1-0		3-1-1							
3-1-1		0-0-0		0-0-0		HOME		0-0-0		2-0-0		1-1-1							
2-2-1		0-0-0		0-0-0		AWAY		0-1-1		0-1-0		2-0-0							
1-1-0		0-0-0		0-0-0		NEUTRAL		0-1-0		1-0-0		0-0-0							
RPI	S	Opponent		Score		RPI	S	Opponent		Score		RPI	S	Opponent		Score			
5	A	Virginia Tech		0 2		45	H	James Madison		2 3		68	H	Liberty		1 0			
												78	A	North Texas		0 3			
												78	N	North Texas		0 1			
												90	A	UTEP		2 2			
												118	H	Marshall		1 0			
												118	N	Marshall		3 1			
												141	A	East Carolina		0 2			
												143	H	UAB		1 0			
												149	A	Western Caro.		1 0			
												165	H	UNC Wilmington		1 0			
												167	A	FIU		2 0			
												173	H	Middle Tenn.		2 2			
												178	A	Davidson		0 1			
												208	H	UTSA		2 0			
												256	H	Fla. Atlantic		1 3			
												261	H	Col. of Charleston		6 0			
												273	A	Old Dominion		3 1			
												306	H	Gardner-Webb		2 1			
						LAST 10 GAMES													
						78	N	North Texas		0 1		143	H	UAB		1 0			
						118	N	Marshall		3 1		78	A	North Texas		0 3			
						273	A	Old Dominion		3 1		90	A	UTEP		2 2			
						256	H	Fla. Atlantic		1 3		173	H	Middle Tenn.		2 2			
						118	H	Marshall		1 0		208	H	UTSA		2 0			

Non-Div. I Games:

Charlotte

Average RPI Win:	157	WON-LOST RECORD	WINNING PCT. RANK	LAST 10 GAMES	STRENGTH OF SCHEDULE	OPP. STRENGTH OF SCHEDULE	TEAM RPI	ADJ RPI	CONF. RPI	ADJ CONF. RPI	
DIV. I ONLY	8-10-1	.44737	192	3-7-0	63	53	105	.52764	108	2	2
DIV. I NON-CONF.	5-2-1	.6875	67	0-0-0	153	171	89	.54535	88	2	2
<hr/>											
TOTALS	RPI 1-25	RPI 26-50		W-L RECORDS		RPI 51-100		RPI 101-150		RPI 150+	
8-10-1	0-3-0	1-3-0		OVERALL		2-2-1		1-2-0		4-0-0	
6-5-1	0-1-0	1-2-0		HOME		1-1-1		0-1-0		4-0-0	
2-5-0	0-2-0	0-1-0		AWAY		1-1-0		1-1-0		0-0-0	
0-0-0	0-0-0	0-0-0		NEUTRAL		0-0-0		0-0-0		0-0-0	
<hr/>											
5-2-1	0-0-0	0-0-0		NON-CONFERENCE		1-0-1		1-2-0		3-0-0	
4-1-1	0-0-0	0-0-0		HOME		1-0-1		0-1-0		3-0-0	
1-1-0	0-0-0	0-0-		AWAY		0-0-0		1-1-0		0-0-0	
0-0-0	0-0-0	0-0-0		NEUTRAL		0-0-0		0-0-0		0-0-0	
<hr/>											
3-8-0	0-3-0	1-3-0		CONFERENCE		1-2-0		0-0-0		1-0-0	
2-4-0	0-1-0	1-2-0		HOME		0-1-0		0-0-0		1-0-0	
1-4-0	0-2-0	0-1-0		AWAY		1-1-0		0-0-0		0-0-0	
0-0-0	0-0-0	0-0-0		NEUTRAL		0-0-0		0-0-0		0-0-0	
<hr/>											
RPI S	Opponent	Score	RPI S	Opponent	Score	RPI S	Opponent	Score	RPI S	Opponent	Score
7	A Michigan	1 <div>3</div>	30	H Indiana	1 <div>2</div>	55	A Ohio St.	1 0	122	A Miami (OH)	4 3
8	H Nebraska	0 <div>4</div>	35	H Minnesota	1 <div>2</div>	62	H Wisconsin	1 <div>3</div>	124	A Kansas	1 <div>4</div>
9	A Penn St.	1 <div>6</div>	37	A Iowa	0 <div>2</div>	75	H Seattle	2 <div>2</div>	130	H Xavier	3 <div>4</div>
			41	H Illinois	1 0	81	A Michigan St.	0 <div>4</div>	179	H Northwestern	1 0
						94	H Dartmouth	5 3	222	H IPFW	2 0
									269	H Northern Ill.	4 1
									274	H Akron	5 0
<hr/>											
			LAST 10 GAMES								
			37 A Iowa 0 <div>2</div>			8 H Nebraska 0 <div>4</div>					
			35 H Minnesota 1 <div>2</div>			179 H Northwestern 1 0					
			30 H Indiana 1 <div>2</div>			41 H Illinois 1 0					
			7 A Michigan 1 <div>3</div>			55 A Ohio St. 1 0					
			81 A Michigan St. 0 <div>4</div>			9 A Penn St. 1 <div>6</div>					

**Non-Div. I Games:**

Purdue

Average RPI Win:		193	WON-LOST		WINNING		LAST 10		STRENGTH OF		OPP. STRENGTH		TEAM		ADJ		CONF.		ADJ CONF.	
Average RPI Loss:		74	RECORD		PCT. RANK		GAMES		SCHEDULE		OF SCHEDULE		RPI		RPI		RPI		RPI	
DIV. I ONLY			8-7-7		.52273		146		2-4-4		93		123		112		.52691		109	
DIV. I NON-CONF.			5-4-3		.54167		145		0-1-0		55		111		75		.55522		77	
TOTALS		RPI 1-25		RPI 26-50		W-L RECORDS		RPI 51-100		RPI 101-150		RPI 150+								
8-7-7		0-2-0		0-2-1		OVERALL		0-1-2		2-1-2		6-1-2								
7-1-5		0-1-0		0-0-1		HOME		0-0-0		1-0-2		6-0-2								
1-6-2		0-1-0		0-2-0		AWAY		0-1-2		1-1-0		0-1-0								
0-0-0		0-0-0		0-0-0		NEUTRAL		0-0-0		0-0-0		0-0-0								
5-4-3		0-2-0		0-2-1		NON-CONFERENCE		0-0-1		1-0-1		4-0-0								
4-1-2		0-1-0		0-0-1		HOME		0-0-0		0-0-1		4-0-0								
1-3-1		0-1-0		0-0-		AWAY		0-0-1		1-0-0		0-0-0								
0-0-0		0-0-0		0-0-0		NEUTRAL		0-0-0		0-0-0		0-0-0								
3-3-4		0-0-0		0-0-0		CONFERENCE		0-1-1		1-1-1		2-1-2								
3-0-3		0-0-0		0-0-0		HOME		0-0-0		1-0-1		2-0-2								
0-3-1		0-0-0		0-0-0		AWAY		0-1-1		0-1-0		0-1-0								
0-0-0		0-0-0		0-0-0		NEUTRAL		0-0-0		0-0-0		0-0-0								
RPI	S	Opponent		Score		RPI	S	Opponent		Score		RPI	S	Opponent		Score				
16	A	Stanford		0	1	28	A	BYU		1	3	61	A	Pepperdine		1	1			
23	H	Washington St.		0	1	29	A	Texas Tech		0	1	84	A	UC Irvine		0	1			
						42	H	Utah		0	0	98	A	Long Beach St.		1	1			

Non-Div. I Games:

Cal St. Fullerton

Average RPI Win:	238	WON-LOST RECORD	WINNING PCT. RANK	LAST 10 GAMES	STRENGTH OF SCHEDULE	OPP. STRENGTH OF SCHEDULE	TEAM RPI	ADJ RPI	CONF. RPI	ADJ CONF. RPI		
DIV. I ONLY		10-6-3	.60526	90	4-3-3	145	143	109	.52639	110	16	16
DIV. I NON-CONF.		4-4-0	.5	146	0-1-0	103	126	124	.51829	124	14	14
<hr/>												
TOTALS	RPI 1-25	RPI 26-50		W-L RECORDS		RPI 51-100		RPI 101-150		RPI 150+		
10-6-3	0-1-0	0-2-1		OVERALL		0-3-0		0-0-0		10-0-2		
5-2-1	0-0-0	0-1-0		HOME		0-1-0		0-0-0		5-0-1		
4-4-1	0-1-0	0-1-0		AWAY		0-2-0		0-0-0		4-0-1		
1-0-1	0-0-0	0-0-1		NEUTRAL		0-0-0		0-0-0		1-0-0		
<hr/>												
4-4-0	0-1-0	0-1-0		NON-CONFERENCE		0-2-0		0-0-0		4-0-0		
1-1-0	0-0-0	0-0-0		HOME		0-1-0		0-0-0		1-0-0		
2-3-0	0-1-0	0-0-		AWAY		0-1-0		0-0-0		2-0-0		
1-0-0	0-0-0	0-0-0		NEUTRAL		0-0-0		0-0-0		1-0-0		
<hr/>												
6-2-3	0-0-0	0-1-1		CONFERENCE		0-1-0		0-0-0		6-0-2		
4-1-1	0-0-0	0-1-0		HOME		0-0-0		0-0-0		4-0-1		
2-1-1	0-0-0	0-0-0		AWAY		0-1-0		0-0-0		2-0-1		
0-0-1	0-0-0	0-0-1		NEUTRAL		0-0-0		0-0-0		0-0-0		
<hr/>												
RPI S	Opponent	Score		RPI S	Opponent	Score		RPI S	Opponent	Score		
6 A	Marquette	0	1	30 H	Boston U.	0	3	72 A	Navy	0	1	
				30 N	Boston U.	0	0	89 H	Princeton	1	3	
				43 A	DePaul	2	3	100 A	Syracuse	0	1	

**Non-Div. I Games:**

Colgate

Average RPI Win:	141	WON-LOST RECORD	WINNING PCT. RANK	LAST 10 GAMES	STRENGTH OF SCHEDULE	OPP. STRENGTH OF SCHEDULE	TEAM RPI	ADJ RPI	CONF. RPI	ADJ CONF. RPI			
DIV. I ONLY		8-10-2	.45 186	3-6-1	83	36	114	.52621 111	3	3			
DIV. I NON-CONF.		5-3-1	.61111 102	0-0-0	157	84	106	.53486 103	3	3			
<hr/>													
TOTALS	RPI 1-25	RPI 26-50		W-L RECORDS	RPI 51-100		RPI 101-150		RPI 150+				
8-10-2	1-3-0	0-1-2		OVERALL	2-4-0		2-2-0		3-0-0				
5-5-0	0-1-0	0-0-0		HOME	0-3-0		2-1-0		3-0-0				
2-4-1	1-2-0	0-1-1		AWAY	1-1-0		0-0-0		0-0-0				
1-1-1	0-0-0	0-0-1		NEUTRAL	1-0-0		0-1-0		0-0-0				
5-3-1	0-0-0	0-0-1		NON-CONFERENCE	2-1-0		0-2-0		3-0-0				
3-2-0	0-0-0	0-0-0		HOME	0-1-0		0-1-0		3-0-0				
1-0-0	0-0-0	0-0-		AWAY	1-0-0		0-0-0		0-0-0				
1-1-1	0-0-0	0-0-1		NEUTRAL	1-0-0		0-1-0		0-0-0				
3-7-1	1-3-0	0-1-1		CONFERENCE	0-3-0		2-0-0		0-0-0				
2-3-0	0-1-0	0-0-0		HOME	0-2-0		2-0-0		0-0-0				
1-4-1	1-2-0	0-1-1		AWAY	0-1-0		0-0-0		0-0-0				
0-0-0	0-0-0	0-0-0		NEUTRAL	0-0-0		0-0-0		0-0-0				
RPI S	Opponent	Score	RPI S	Opponent	Score	RPI S	Opponent	Score	RPI S	Opponent	Score		
2 A	UCLA	1 4	34 N	Ole Miss	1 1	60 A	Arizona St.	0 1	101 N	LSU	0 1		
16 A	Stanford	1 0	39 A	California	1 1	61 H	Pepperdine	0 1	109 H	Cal St. Fullerton	1 2		
22 A	Colorado	1 2	42 A	Utah	0 1	69 H	Washington	0 1	116 H	Oregon St.	2 1		
23 H	Washington St.	0 2				80 N	San Diego St.	4 1	123 H	Oregon	2 1		
						83 H	Arizona	2 3	204 H	Cal St. Northridge	4 1		
						91 A	San Diego	4 2	244 H	Loyola Marymount	5 1		
									256 H	Fla. Atlantic	2 0		
<hr/>													
LAST 10 GAMES													
2 A UCLA						1 4	83 H Arizona						2 3
116 H Oregon St.						2 1	16 A Stanford						1 0
123 H Oregon						2 1	39 A California						1 1
42 A Utah						0 1	23 H Washington St.						0 2
22 A Colorado						1 2	69 H Washington						0 1

Non-Div. I Games:

Southern California

Average RPI Win: 220		WON-LOST	WINNING	LAST 10	STRENGTH OF		OPP. STRENGTH	TEAM	ADJ	CONF.	ADJ CONF.
Average RPI Loss: 68		RECORD	PCT. RANK	GAMES	SCHEDULE		OF SCHEDULE	RPI	RPI	RPI	RPI
DIV. I ONLY		7-5-5	.55882	114	5-2-2		107	155	111	.52583	112
DIV. I NON-CONF.		2-4-3	.38889	219	0-1-0		62	101	136	.51107	137
TOTALS		RPI 1-25	RPI 26-50		W-L RECORDS		RPI 51-100		RPI 101-150		RPI 150+
7-5-5		0-1-0	0-1-0		OVERALL		1-2-2		0-0-0		6-1-3
4-1-2		0-0-0	0-0-0		HOME		1-1-2		0-0-0		3-0-0
3-4-2		0-1-0	0-1-0		AWAY		0-1-0		0-0-0		3-1-2
0-0-1		0-0-0	0-0-0		NEUTRAL		0-0-0		0-0-0		0-0-1
2-4-3		0-1-0	0-1-0		NON-CONFERENCE		0-2-2		0-0-0		2-0-1
0-1-2		0-0-0	0-0-0		HOME		0-1-2		0-0-0		0-0-0
2-3-1		0-1-0	0-0-		AWAY		0-1-0		0-0-0		2-0-1
0-0-0		0-0-0	0-0-0		NEUTRAL		0-0-0		0-0-0		0-0-0
5-1-2		0-0-0	0-0-0		CONFERENCE		1-0-0		0-0-0		4-1-2
4-0-0		0-0-0	0-0-0		HOME		1-0-0		0-0-0		3-0-0
1-1-1		0-0-0	0-0-0		AWAY		0-0-0		0-0-0		1-1-1
0-0-1		0-0-0	0-0-0		NEUTRAL		0-0-0		0-0-0		0-0-1
RPI S	Opponent	Score		RPI S	Opponent	Score		RPI S	Opponent	Score	
19 A	West Virginia	1	4	37 A	Iowa	0	1	61 A	Pepperdine	0	1
								64 H	Butler	3	4
								70 H	Dayton	2	2
								82 H	Milwaukee	1	0
								97 H	Western Mich.	0	0
								156 H	Oakland	2	1
								156 N	Oakland	0	0
								160 A	Detroit	0	2
								198 A	Valparaiso	0	0
								215 A	Ohio	1	1
								222 A	IPFW	2	1
								248 A	Green Bay	1	0
								255 H	Cleveland St.	1	0
								262 A	Nevada	1	0
								312 H	Youngstown St.	1	0
LAST 10 GAMES											
				156 N	Oakland	0	0	198 A	Valparaiso	0	0
				255 H	Cleveland St.	1	0	156 H	Oakland	2	1
				248 A	Green Bay	1	0	312 H	Youngstown St.	1	0
				82 H	Milwaukee	1	0	19 A	West Virginia	1	4
				160 A	Detroit	0	2	64 H	Butler	3	4

Non-Div. I Games: Findlay 4 0

Wright St.



Average RPI Win:	190	WON-LOST RECORD	WINNING PCT. RANK	LAST 10 GAMES	STRENGTH OF SCHEDULE	OPP. STRENGTH OF SCHEDULE	TEAM RPI	ADJ RPI	CONF. RPI	ADJ CONF. RPI					
Average RPI Loss:	56														
DIV. I ONLY	9-7-3	.55263	117	4-3-3	118	102	110	.52579	113	10	10				
DIV. I NON-CONF.	6-4-0	.6	111	1-0-0	87	108	80	.55118	79	10	10				
<hr/>															
TOTALS	RPI 1-25	RPI 26-50		W-L RECORDS	RPI 51-100		RPI 101-150		RPI 150+						
9-7-3	0-1-0	0-4-0		OVERALL	0-1-1		4-0-1		5-1-1						
6-1-1	0-0-0	0-1-0		HOME	0-0-1		4-0-0		2-0-0						
3-6-2	0-1-0	0-3-0		AWAY	0-1-0		0-0-1		3-1-1						
0-0-0	0-0-0	0-0-0		NEUTRAL	0-0-0		0-0-0		0-0-0						
<hr/>															
6-4-0	0-1-0	0-2-0		NON-CONFERENCE	0-1-0		2-0-0		4-0-0						
4-0-0	0-0-0	0-0-0		HOME	0-0-0		2-0-0		2-0-0						
2-4-0	0-1-0	0-0-		AWAY	0-1-0		0-0-0		2-0-0						
0-0-0	0-0-0	0-0-0		NEUTRAL	0-0-0		0-0-0		0-0-0						
<hr/>															
3-3-3	0-0-0	0-2-0		CONFERENCE	0-0-1		2-0-1		1-1-1						
2-1-1	0-0-0	0-1-0		HOME	0-0-1		2-0-0		0-0-0						
1-2-2	0-0-0	0-1-0		AWAY	0-0-0		0-0-1		1-1-1						
0-0-0	0-0-0	0-0-0		NEUTRAL	0-0-0		0-0-0		0-0-0						
<hr/>															
RPI S	Opponent	Score	RPI S	Opponent	Score	RPI S	Opponent	Score	RPI S	Opponent	Score				
10 A	Georgetown	0 3	32 A	Rutgers	0 1	54 A	Monmouth	0 1	119 H	Seton Hall	2 1				
			36 A	St. John's (NY)	1 2	92 H	Hofstra	1 1	127 H	Saint Francis (PA)	2 0				
			45 H	James Madison	1 2				139 H	Drexel	1 0				
			49 A	William & Mary	1 2				140 A	Northeastern	0 0				
									140 H	Northeastern	2 0				
									165 A	UNC Wilmington	1 3				
									216 A	George Mason	3 0				
									226 A	Towson	1 0				
									238 A	Temple	2 1				
									239 H	LIU Brooklyn	2 0				
									261 A	Col. of Charleston	1 1				
									270 H	Loyola Maryland	2 1				
<hr/>															
LAST 10 GAMES															
140 A Northeastern						0	0	92 H Hofstra						1	1
165 A UNC Wilmington						1	3	49 A William & Mary						1	2
261 A Col. of Charleston						1	1	45 H James Madison						1	2
139 H Drexel						1	0	216 A George Mason						3	0
140 H Northeastern						2	0	226 A Towson						1	0

Non-Div. I Games:

Delaware

Average RPI Win: 196		WON-LOST RECORD		WINNING PCT. RANK		LAST 10 GAMES		STRENGTH OF SCHEDULE		OPP. STRENGTH OF SCHEDULE		TEAM RPI		ADJ RPI		CONF. RPI		ADJ CONF. RPI	
DIV. I ONLY		8-8-3		.5 147		3-4-3		73		124		108		.52531 114		15		14	
DIV. I NON-CONF.		4-4-1		.5 146		0-0-1		19		69		64		.56621 67		13		13	
TOTALS		RPI 1-25		RPI 26-50		W-L RECORDS		RPI 51-100		RPI 101-150		RPI 150+							
8-8-3		0-3-0		0-0-0		OVERALL		0-1-2		2-0-0		6-4-1							
3-3-2		0-0-0		0-0-0		HOME		0-1-2		0-0-0		3-2-0							
3-4-1		0-2-0		0-0-0		AWAY		0-0-0		0-0-0		3-2-1							
2-1-0		0-1-0		0-0-0		NEUTRAL		0-0-0		2-0-0		0-0-0							
4-4-1		0-3-0		0-0-0		NON-CONFERENCE		0-0-1		2-0-0		2-1-0							
2-0-1		0-0-0		0-0-0		HOME		0-0-1		0-0-0		2-0-0							
0-3-0		0-2-0		0-0-		AWAY		0-0-0		0-0-0		0-1-0							
2-1-0		0-1-0		0-0-0		NEUTRAL		0-0-0		2-0-0		0-0-0							
4-4-2		0-0-0		0-0-0		CONFERENCE		0-1-1		0-0-0		4-3-1							
1-3-1		0-0-0		0-0-0		HOME		0-1-1		0-0-0		1-2-0							
3-1-1		0-0-0		0-0-0		AWAY		0-0-0		0-0-0		3-1-1							
0-0-0		0-0-0		0-0-0		NEUTRAL		0-0-0		0-0-0		0-0-0							
RPI S	Opponent		Score		RPI S	Opponent		Score		RPI S	Opponent		Score		RPI S	Opponent		Score	
1 A	Virginia		2	4						63 H	La Salle		2	2	127 N	Saint Francis (PA)		2	1
4 N	North Carolina		0	4						70 H	Dayton		4	5	148 N	Coastal Caro.		2	1
10 A	Georgetown		0	4						74 H	Elon		1	1	155 H	Maine		2	0
															158 H	Saint Louis		0	1
															175 H	Richmond		0	3
															189 A	Massachusetts		1	0
															205 A	George Washington		0	0
															206 A	St. Bonaventure		0	2
															212 H	Fordham		1	0
															216 A	George Mason		5	1
															241 A	Duquesne		1	0
															261 A	Col. of Charleston		1	2
															278 H	Campbell		4	0
LAST 10 GAMES																			
70 H Dayton					4	5	241 A Duquesne					1	0						
158 H Saint Louis					0	1	63 H La Salle					2	2						
175 H Richmond					0	3	212 H Fordham					1	0						
205 A George Washington					0	0	189 A Massachusetts					1	0						
206 A St. Bonaventure					0	2	74 H Elon					1	1						

Non-Div. I Games:

VCU

Average RPI Win:	212	WON-LOST	WINNING	LAST 10	STRENGTH OF	OPP. STRENGTH	TEAM	ADJ	CONF.	ADJ CONF.	
Average RPI Loss:	130	RECORD	PCT. RANK	GAMES	SCHEDULE	OF SCHEDULE	RPI	RPI	RPI	RPI	
DIV. I ONLY	10-6-5	.59524	99	6-3-1	133	193	115	.52374	115	19	19
DIV. I NON-CONF.	2-3-5	.45	185	0-0-1	85	178	142	.50821	141	20	20
<hr/>											
TOTALS	RPI 1-25	RPI 26-50		W-L RECORDS	RPI 51-100		RPI 101-150		RPI 150+		
10-6-5	0-0-0	0-1-0		OVERALL	0-1-1		1-2-0		9-2-4		
5-3-2	0-0-0	0-1-0		HOME	0-1-0		0-0-0		5-1-2		
4-2-3	0-0-0	0-0-0		AWAY	0-0-1		1-1-0		3-1-2		
1-1-0	0-0-0	0-0-0		NEUTRAL	0-0-0		0-1-0		1-0-0		
<hr/>											
2-3-5	0-0-0	0-1-0		NON-CONFERENCE	0-1-1		0-1-0		2-0-4		
2-2-2	0-0-0	0-1-0		HOME	0-1-0		0-0-0		2-0-2		
0-1-3	0-0-0	0-0-		AWAY	0-0-1		0-1-0		0-0-2		
0-0-0	0-0-0	0-0-0		NEUTRAL	0-0-0		0-0-0		0-0-0		
<hr/>											
8-3-0	0-0-0	0-0-0		CONFERENCE	0-0-0		1-1-0		7-2-0		
3-1-0	0-0-0	0-0-0		HOME	0-0-0		0-0-0		3-1-0		
4-1-0	0-0-0	0-0-0		AWAY	0-0-0		1-0-0		3-1-0		
1-1-0	0-0-0	0-0-0		NEUTRAL	0-0-0		0-1-0		1-0-0		
<hr/>											
RPI S	Opponent	Score	RPI S	Opponent	Score	RPI S	Opponent	Score	RPI S	Opponent	Score
			42 H	Utah	0 2	58 A	Tennessee	0 0	105 A	South Ala.	1 0
						65 H	Memphis	0 1	105 N	South Ala.	0 1
									149 A	Western Caro.	0 2
									157 H	Rice	0 0
									166 H	La.-Lafayette	2 0
									183 H	Indiana St.	2 1
									184 A	Texas St.	1 0
									184 A	Texas St.	1 0
									185 H	Austin Peay	1 1
									188 A	Arkansas St.	0 3
									214 H	Lipscomb	2 1
									217 A	Evansville	0 0
									225 A	Belmont	1 1
									232 H	Georgia St.	0 1
									237 H	Troy	1 0
									277 H	La.-Monroe	2 0
									284 A	UALR	1 0
									284 N	UALR	2 1
<hr/>											
LAST 10 GAMES											
	105 N	South Ala.	0	1	284 A	UALR	1	0			
	184 A	Texas St.	1	0	188 A	Arkansas St.	0	3			
	284 N	UALR	2	1	105 A	South Ala.	1	0			
	217 A	Evansville	0	0	237 H	Troy	1	0			
	232 H	Georgia St.	0	1	184 A	Texas St.	1	0			

Non-Div. I Games:

Western Ky.

Average RPI Win: 69		WON-LOST RECORD		WINNING PCT. RANK		LAST 10 GAMES		STRENGTH OF SCHEDULE		OPP. STRENGTH OF SCHEDULE		TEAM RPI		ADJ RPI		CONF. RPI		ADJ CONF. RPI	
DIV. I ONLY		6-12-2		.35 253		4-6-0		27		31		116		.52349 116		3		3	
DIV. I NON-CONF.		2-6-1		.27778 270		0-0-0		51		56		154		.49451 153		3		3	
TOTALS		RPI 1-25		RPI 26-50		W-L RECORDS		RPI 51-100		RPI 101-150		RPI 150+							
6-12-2		1-5-0		2-1-0		OVERALL		1-2-2		2-2-0		0-2-0							
5-4-2		0-1-0		2-0-0		HOME		1-2-2		2-1-0		0-0-0							
1-8-0		1-4-0		0-1-0		AWAY		0-0-0		0-1-0		0-2-0							
0-0-0		0-0-0		0-0-0		NEUTRAL		0-0-0		0-0-0		0-0-0							
2-6-1		0-2-0		1-0-0		NON-CONFERENCE		0-1-1		1-1-0		0-2-0							
2-2-1		0-0-0		1-0-0		HOME		0-1-1		1-1-0		0-0-0							
0-4-0		0-2-0		0-0-		AWAY		0-0-0		0-0-0		0-2-0							
0-0-0		0-0-0		0-0-0		NEUTRAL		0-0-0		0-0-0		0-0-0							
4-6-1		1-3-0		1-1-0		CONFERENCE		1-1-1		1-1-0		0-0-0							
3-2-1		0-1-0		1-0-0		HOME		1-1-1		1-0-0		0-0-0							
1-4-0		1-2-0		0-1-0		AWAY		0-0-0		0-1-0		0-0-0							
0-0-0		0-0-0		0-0-0		NEUTRAL		0-0-0		0-0-0		0-0-0							
RPI	S	Opponent		Score		RPI	S	Opponent		Score		RPI	S	Opponent		Score			
2	A	UCLA		0	3	39	H	California		1	0	111	A	Southern California		1	2		
3	A	Florida St.		0	1	42	A	Utah		0	1	62	H	Wisconsin		1	1		
12	A	Florida		1	3	50	H	Texas		1	0	69	H	Washington		1	1		
16	H	Stanford		1	4							83	H	Arizona		0	2		
22	A	Colorado		1	2							84	H	UC Irvine		0	2		
23	A	Washington St.		1	0									204 A Cal St. Northridge		1	3		
														228 A Gonzaga		0	1		
LAST 10 GAMES																			
						123	H	Oregon		2	0	23	A	Washington St.		1	0		
						111	A	Southern California		1	2	60	H	Arizona St.		1	0		
						2	A	UCLA		0	3	83	H	Arizona		0	2		
						16	H	Stanford		1	4	42	A	Utah		0	1		
						39	H	California		1	0	22	A	Colorado		1	2		

Non-Div. I Games:

Oregon St.

Average RPI Win:	223	WON-LOST RECORD	WINNING PCT. RANK	LAST 10 GAMES	STRENGTH OF SCHEDULE	OPP. STRENGTH OF SCHEDULE	TEAM RPI	ADJ RPI	CONF. RPI	ADJ CONF. RPI									
DIV. I ONLY		11-8-1	.575	105	6-3-1	134	149	116	.52189	117	18	18							
DIV. I NON-CONF.		4-5-0	.44444	190	0-1-0	127	66	147	.49978	147	19	19							
<hr/>																			
TOTALS	RPI 1-25	RPI 26-50		W-L RECORDS		RPI 51-100		RPI 101-150		RPI 150+									
11-8-1	0-1-0	0-3-0		OVERALL		0-2-1		0-0-0		11-2-0									
5-4-0	0-0-0	0-2-0		HOME		0-1-0		0-0-0		5-1-0									
4-4-1	0-1-0	0-1-0		AWAY		0-1-1		0-0-0		4-1-0									
2-0-0	0-0-0	0-0-0		NEUTRAL		0-0-0		0-0-0		2-0-0									
<hr/>																			
4-5-0	0-1-0	0-3-0		NON-CONFERENCE		0-1-0		0-0-0		4-0-0									
1-3-0	0-0-0	0-2-0		HOME		0-1-0		0-0-0		1-0-0									
2-2-0	0-1-0	0-0-		AWAY		0-0-0		0-0-0		2-0-0									
1-0-0	0-0-0	0-0-0		NEUTRAL		0-0-0		0-0-0		1-0-0									
<hr/>																			
7-3-1	0-0-0	0-0-0		CONFERENCE		0-1-1		0-0-0		7-2-0									
4-1-0	0-0-0	0-0-0		HOME		0-0-0		0-0-0		4-1-0									
2-2-1	0-0-0	0-0-0		AWAY		0-1-1		0-0-0		2-1-0									
1-0-0	0-0-0	0-0-0		NEUTRAL		0-0-0		0-0-0		1-0-0									
<hr/>																			
RPI	S	Opponent	Score		RPI	S	Opponent	Score		RPI	S	Opponent	Score						
12	A	Florida	0	2	35	H	Minnesota	0	3	67	A	FGCU	0	0					
					46	H	Furman	1	2	67	A	FGCU	1	2					
					48	A	Georgia	0	1	73	H	Miami (FL)	2	3					
													161	H	Kennesaw St.	1	2		
													161	N	Kennesaw St.	2	0		
													167	H	FIU	2	1		
													192	H	Mercer	2	1		
													209	H	North Florida	3	1		
													214	H	Lipscomb	2	0		
													232	A	Georgia St.	1	0		
													233	A	Stetson	2	1		
													236	A	Ga. Southern	2	1		
													249	A	East Tenn. St.	3	0		
													263	H	Northern Ky.	3	2		
													279	A	USC Upstate	0	1		
													301	N	Niagara	3	2		
<hr/>																			
LAST 10 GAMES																			
					12	A	Florida	0	2						249	A	East Tenn. St.	3	0
					67	A	FGCU	0	0						279	A	USC Upstate	0	1
					161	N	Kennesaw St.	2	0						263	H	Northern Ky.	3	2
					192	H	Mercer	2	1						214	H	Lipscomb	2	0
					161	H	Kennesaw St.	1	2						209	H	North Florida	3	1

Non-Div. I Games: Flagler 6 0

Jacksonville

Average RPI Win:	177	WON-LOST	WINNING	LAST 10	STRENGTH OF	OPP. STRENGTH	TEAM	ADJ	CONF.	ADJ CONF.	
Average RPI Loss:	132	RECORD	PCT. RANK	GAMES	SCHEDULE	OF SCHEDULE	RPI	RPI	RPI	RPI	
DIV. I ONLY	10-7-3	.575	105	4-4-2	136	176	122	.52015	118	11	11
DIV. I NON-CONF.	5-2-1	.6875	67	0-0-0	60	230	58	.57651	60	12	12
TOTALS	RPI 1-25	RPI 26-50	W-L RECORDS	RPI 51-100	RPI 101-150	RPI 150+					
10-7-3	0-0-0	0-1-0	OVERALL	1-1-1	2-3-0	7-2-2					
5-3-2	0-0-0	0-1-0	HOME	0-0-1	1-1-0	4-1-1					
5-3-1	0-0-0	0-0-0	AWAY	1-1-0	1-1-0	3-1-1					
0-1-0	0-0-0	0-0-0	NEUTRAL	0-0-0	0-1-0	0-0-0					
5-2-1	0-0-0	0-1-0	NON-CONFERENCE	1-1-0	1-0-0	3-0-1					
3-1-1	0-0-0	0-1-0	HOME	0-0-0	1-0-0	2-0-1					
2-1-0	0-0-0	0-0-	AWAY	1-1-0	0-0-0	1-0-0					
0-0-0	0-0-0	0-0-0	NEUTRAL	0-0-0	0-0-0	0-0-0					
5-5-2	0-0-0	0-0-0	CONFERENCE	0-0-1	1-3-0	4-2-1					
2-2-1	0-0-0	0-0-0	HOME	0-0-1	0-1-0	2-1-0					
3-2-1	0-0-0	0-0-0	AWAY	0-0-0	1-1-0	2-1-1					
0-1-0	0-0-0	0-0-0	NEUTRAL	0-0-0	0-1-0	0-0-0					
RPI S	Opponent	Score	RPI S	Opponent	Score	RPI S	Opponent	Score	RPI S	Opponent	Score
			45 H	James Madison	1 2	63 A	La Salle	1 2	107 A	Charlotte	0 1
						68 A	Liberty	1 0	107 N	Charlotte	1 3
						77 H	Tulsa	2 2	122 H	Miami (OH)	1 0
									141 A	East Carolina	2 0
									143 H	UAB	0 1
									154 H	Kent St.	3 0
									157 A	Rice	3 1
									167 A	FIU	1 0
									173 H	Middle Tenn.	2 1
									200 A	Southern Miss.	0 0
									203 A	Louisiana Tech	0 2
									238 A	Temple	1 0
									256 H	Fla. Atlantic	1 2
									273 H	Old Dominion	1 0
									274 H	Akron	1 1
									278 H	Campbell	3 0
			LAST 10 GAMES								
			107 N	Charlotte	1 3	173 H	Middle Tenn.	2 1			
			157 A	Rice	3 1	256 H	Fla. Atlantic	1 2			
			167 A	FIU	1 0	141 A	East Carolina	2 0			
			77 H	Tulsa	2 2	200 A	Southern Miss.	0 0			
			107 A	Charlotte	0 1	203 A	Louisiana Tech	0 2			

Non-Div. I Games:

Marshall

Average RPI Win: 146		WON-LOST RECORD		WINNING PCT. RANK		LAST 10 GAMES		STRENGTH OF SCHEDULE		OPP. STRENGTH OF SCHEDULE		TEAM RPI		ADJ RPI		CONF. RPI		ADJ CONF. RPI	
DIV. I ONLY		5-11-2		.33333 265		4-6-0		17		74		118		.52002 119		4		5	
DIV. I NON-CONF.		2-5-2		.33333 245		1-0-0		24		137		123		.51942 123		5		5	
TOTALS		RPI 1-25		RPI 26-50		W-L RECORDS		RPI 51-100		RPI 101-150		RPI 150+							
5-11-2		0-3-0		0-3-0		OVERALL		1-1-1		2-3-1		2-1-0							
5-2-2		0-1-0		0-0-0		HOME		1-0-1		2-1-1		2-0-0							
0-8-0		0-2-0		0-2-0		AWAY		0-1-0		0-2-0		0-1-0							
0-1-0		0-0-0		0-1-0		NEUTRAL		0-0-0		0-0-0		0-0-0							
2-5-2		0-1-0		0-1-0		NON-CONFERENCE		0-1-1		0-1-1		2-1-0							
2-0-2		0-0-0		0-0-0		HOME		0-0-1		0-0-1		2-0-0							
0-4-0		0-1-0		0-0-		AWAY		0-1-0		0-1-0		0-1-0							
0-1-0		0-0-0		0-1-0		NEUTRAL		0-0-0		0-0-0		0-0-0							
3-6-0		0-2-0		0-2-0		CONFERENCE		1-0-0		2-2-0		0-0-0							
3-2-0		0-1-0		0-0-0		HOME		1-0-0		2-1-0		0-0-0							
0-4-0		0-1-0		0-2-0		AWAY		0-0-0		0-1-0		0-0-0							
0-0-0		0-0-0		0-0-0		NEUTRAL		0-0-0		0-0-0		0-0-0							
RPI S	Opponent	Score		RPI S	Opponent	Score		RPI S	Opponent	Score		RPI S	Opponent	Score					
1 A	Virginia	0	3	36 A	St. John's (NY)	0	1	54 A	Monmouth	2	3	102 H	Stony Brook	2	2				
6 H	Marquette	0	1	43 A	DePaul	0	1	64 H	Butler	3	1	104 H	Villanova	5	0				
10 A	Georgetown	0	2	49 N	William & Mary	0	1	89 H	Princeton	0	0	113 A	Delaware	1	2				
												130 A	Xavier	1	2				
												134 H	Providence	1	0				
												137 H	Creighton	0	1				
												186 H	Army	2	0				
												239 A	LIU Brooklyn	0	1				
												243 H	Marist	2	1				
				LAST 10 GAMES															
	10 A Georgetown	0	2		137 H Creighton	0	1												
	36 A St. John's (NY)	0	1		43 A DePaul	0	1												
	104 H Villanova	5	0		64 H Butler	3	1												
	6 H Marquette	0	1		134 H Providence	1	0												
	130 A Xavier	1	2		243 H Marist	2	1												

Non-Div. I Games:

Seton Hall





Average RPI Win: 204		WON-LOST RECORD	WINNING PCT. RANK		LAST 10 GAMES	STRENGTH OF SCHEDULE	OPP. STRENGTH OF SCHEDULE	TEAM RPI	ADJ RPI		CONF. RPI	ADJ CONF. RPI					
Average RPI Loss: 77																	
DIV. I ONLY		11-7-1	.60526	90	7-2-1	196	109	120	.51929	121	12	12					
DIV. I NON-CONF.		4-6-0	.4	213	0-1-0	211	105	217	.45878	217	11	11					
<hr/>																	
TOTALS		RPI 1-25		RPI 26-50		W-L RECORDS		RPI 51-100		RPI 101-150		RPI 150+					
11-7-1		0-2-0		0-0-0		OVERALL		1-3-0		2-1-1		8-1-0					
6-1-0		0-0-0		0-0-0		HOME		1-1-0		1-0-0		4-0-0					
5-6-1		0-2-0		0-0-0		AWAY		0-2-0		1-1-1		4-1-0					
0-0-0		0-0-0		0-0-0		NEUTRAL		0-0-0		0-0-0		0-0-0					
4-6-0		0-2-0		0-0-0		NON-CONFERENCE		0-2-0		0-1-0		4-1-0					
3-0-0		0-0-0		0-0-0		HOME		0-0-0		0-0-0		3-0-0					
1-6-0		0-2-0		0-0-		AWAY		0-2-0		0-1-0		1-1-0					
0-0-0		0-0-0		0-0-0		NEUTRAL		0-0-0		0-0-0		0-0-0					
7-1-1		0-0-0		0-0-0		CONFERENCE		1-1-0		2-0-1		4-0-0					
3-1-0		0-0-0		0-0-0		HOME		1-1-0		1-0-0		1-0-0					
4-0-1		0-0-0		0-0-0		AWAY		0-0-0		1-0-1		3-0-0					
0-0-0		0-0-0		0-0-0		NEUTRAL		0-0-0		0-0-0		0-0-0					
RPI	S	Opponent		Score		RPI	S	Opponent		Score		RPI	S	Opponent		Score	
11	A	Santa Clara		0	4							109	A	Cal St. Fullerton		1	1
15	A	Texas A&M		0	4							75	A	Seattle		0	4
												84	H	UC Irvine		3	4
												98	H	Long Beach St.		2	0

Non-Div. I Games:

Cal Poly

Average RPI Win:	208	WON-LOST RECORD	WINNING PCT. RANK	LAST 10 GAMES	STRENGTH OF SCHEDULE	OPP. STRENGTH OF SCHEDULE	TEAM RPI	ADJ RPI	CONF. RPI	ADJ CONF. RPI	
Average RPI Loss:	113										
DIV. I ONLY	11-6-4	.61905	80	7-0-3	174	182	121	.51921	122	20	20
DIV. I NON-CONF.	3-5-0	.375	227	0-0-0	111	86	163	.48668	162	21	21
<hr/>											
TOTALS	RPI 1-25	RPI 26-50		W-L RECORDS	RPI 51-100		RPI 101-150		RPI 150+		
11-6-4	0-0-0	0-1-0		OVERALL	1-2-1		0-2-0		10-1-3		
6-3-1	0-0-0	0-1-0		HOME	0-1-0		0-1-0		6-0-1		
5-3-2	0-0-0	0-0-0		AWAY	1-1-1		0-1-0		4-1-1		
0-0-1	0-0-0	0-0-0		NEUTRAL	0-0-0		0-0-0		0-0-1		
<hr/>											
3-5-0	0-0-0	0-1-0		NON-CONFERENCE	0-2-0		0-2-0		3-0-0		
1-3-0	0-0-0	0-1-0		HOME	0-1-0		0-1-0		1-0-0		
2-2-0	0-0-0	0-0-		AWAY	0-1-0		0-1-0		2-0-0		
0-0-0	0-0-0	0-0-0		NEUTRAL	0-0-0		0-0-0		0-0-0		
<hr/>											
8-1-4	0-0-0	0-0-0		CONFERENCE	1-0-1		0-0-0		7-1-3		
5-0-1	0-0-0	0-0-0		HOME	0-0-0		0-0-0		5-0-1		
3-1-2	0-0-0	0-0-0		AWAY	1-0-1		0-0-0		2-1-1		
0-0-1	0-0-0	0-0-0		NEUTRAL	0-0-0		0-0-0		0-0-1		
<hr/>											
RPI S	Opponent	Score	RPI S	Opponent	Score	RPI S	Opponent	Score	RPI S	Opponent	Score
			27 H	Louisville	2 3	66 A	Illinois St.	2 3	108 H	Purdue	3 4
						82 H	Milwaukee	3 4	118 A	Marshall	0 1
						95 A	Eastern Mich.	1 0	154 H	Kent St.	1 0
						97 A	Western Mich.	0 0	163 H	Central Mich.	1 0
									198 A	Valparaiso	1 0
									199 A	Ball St.	3 2
									199 N	Ball St.	0 0
									215 H	Ohio	1 1
									222 A	IPFW	3 0
									225 H	Belmont	5 0
									242 H	Toledo	2 0
									250 A	Buffalo	1 0
									269 H	Northern Ill.	2 0
									269 H	Northern Ill.	3 0
									274 A	Akron	1 2
									313 A	Bowling Green	1 1
<hr/>											
			LAST 10 GAMES								
			199 N	Ball St.	0 0	242 H	Toledo	2 0			
			269 H	Northern Ill.	3 0	269 H	Northern Ill.	2 0			
			199 A	Ball St.	3 2	95 A	Eastern Mich.	1 0			
			313 A	Bowling Green	1 1	97 A	Western Mich.	0 0			
			163 H	Central Mich.	1 0	154 H	Kent St.	1 0			

Non-Div. I Games:

Miami (OH)

Average RPI Win:	65	WON-LOST	WINNING	LAST 10	STRENGTH OF	OPP. STRENGTH	TEAM	ADJ	CONF.	ADJ CONF.			
Average RPI Loss:	62	RECORD	PCT. RANK	GAMES	SCHEDULE	OF SCHEDULE	RPI	RPI	RPI	RPI			
DIV. I ONLY	4-12-3	.28947	283	2-8-0	19	37	127	.51625	123	3	3		
DIV. I NON-CONF.	2-4-2	.375	227	0-0-0	17	74	98	.53862	95	3	3		
<hr/>													
TOTALS	RPI 1-25	RPI 26-50		W-L RECORDS		RPI 51-100		RPI 101-150		RPI 150+			
4-12-3	0-4-1	2-1-1		OVERALL		2-4-0		0-3-0		0-0-1			
4-6-3	0-2-1	2-0-1		HOME		2-3-0		0-1-0		0-0-1			
0-6-0	0-2-0	0-1-0		AWAY		0-1-0		0-2-0		0-0-0			
0-0-0	0-0-0	0-0-0		NEUTRAL		0-0-0		0-0-0		0-0-0			
<hr/>													
2-4-2	0-1-0	1-0-1		NON-CONFERENCE		1-2-0		0-1-0		0-0-1			
2-4-2	0-1-0	1-0-1		HOME		1-2-0		0-1-0		0-0-1			
0-0-0	0-0-0	0-0-		AWAY		0-0-0		0-0-0		0-0-0			
0-0-0	0-0-0	0-0-0		NEUTRAL		0-0-0		0-0-0		0-0-0			
<hr/>													
2-8-1	0-3-1	1-1-0		CONFERENCE		1-2-0		0-2-0		0-0-0			
2-2-1	0-1-1	1-0-0		HOME		1-1-0		0-0-0		0-0-0			
0-6-0	0-2-0	0-1-0		AWAY		0-1-0		0-2-0		0-0-0			
0-0-0	0-0-0	0-0-0		NEUTRAL		0-0-0		0-0-0		0-0-0			
<hr/>													
RPI S	Opponent	Score	RPI S	Opponent	Score	RPI S	Opponent	Score	RPI S	Opponent	Score		
2 A	UCLA	0 2	28 H	BYU	0 0	60 H	Arizona St.	0 1	111 A	Southern California	1 2		
16 H	Stanford	1 2	39 H	California	1 0	62 H	Wisconsin	1 2	116 A	Oregon St.	0 2		
20 H	Portland	1 2	42 A	Utah	0 1	69 A	Washington	1 2	142 H	Hawaii	0 1		
22 A	Colorado	0 1	50 H	Texas	2 1	83 H	Arizona	1 0	168 H	San Francisco	1 1		
23 H	Washington St.	0 0				84 H	UC Irvine	1 2					
						88 H	Portland St.	3 0					
<hr/>													
LAST 10 GAMES													
116 A Oregon St.						0	2	69 A Washington				1	2
2 A UCLA						0	2	83 H Arizona				1	0
111 A Southern California						1	2	60 H Arizona St.				0	1
39 H California						1	0	22 A Colorado				0	1
16 H Stanford						1	2	42 A Utah				0	1

Non-Div. I Games:

Oregon

Average RPI Win:		152	WON-LOST RECORD		WINNING PCT. RANK		LAST 10 GAMES		STRENGTH OF SCHEDULE		OPP. STRENGTH OF SCHEDULE		TEAM RPI		ADJ RPI		CONF. RPI		ADJ CONF. RPI				
DIV. I ONLY			7-11-2		.4 223		2-7-1		55		73		126		.51571 124		6		6				
DIV. I NON-CONF.			5-5-1		.5 146		0-1-0		90		99		114		.52698 109		6		6				
TOTALS		RPI 1-25		RPI 26-50		W-L RECORDS		RPI 51-100		RPI 101-150		RPI 150+											
7-11-2		0-3-0		0-4-0		OVERALL		2-2-1		2-1-1		3-1-0											
5-4-0		0-0-0		0-1-0		HOME		2-1-0		2-1-0		1-1-0											
2-6-1		0-2-0		0-3-0		AWAY		0-1-0		0-0-1		2-0-0											
0-1-1		0-1-0		0-0-0		NEUTRAL		0-0-1		0-0-0		0-0-0											
5-5-1		0-1-0		0-1-0		NON-CONFERENCE		1-2-1		1-0-0		3-1-0											
3-2-0		0-0-0		0-0-0		HOME		1-1-0		1-0-0		1-1-0											
2-3-0		0-1-0		0-0-		AWAY		0-1-0		0-0-0		2-0-0											
0-0-1		0-0-0		0-0-0		NEUTRAL		0-0-1		0-0-0		0-0-0											
2-6-1		0-2-0		0-3-0		CONFERENCE		1-0-0		1-1-1		0-0-0											
2-2-0		0-0-0		0-1-0		HOME		1-0-0		1-1-0		0-0-0											
0-3-1		0-1-0		0-2-0		AWAY		0-0-0		0-0-1		0-0-0											
0-1-0		0-1-0		0-0-0		NEUTRAL		0-0-0		0-0-0		0-0-0											
RPI	S	Opponent		Score		RPI	S	Opponent		Score		RPI	S	Opponent		Score							
11	A	Santa Clara		2	3	29	A	Texas Tech		0	1	59	H	Baylor		2	0	108	H	Purdue	4	1	
19	A	West Virginia		0	2	38	A	Arkansas		0	1	60	A	Arizona St.		0	4	132	A	Iowa St.	0	0	
19	N	West Virginia		0	3	44	A	Oklahoma St.		0	2	66	H	Illinois St.		2	0	133	H	TCU	0	1	
						50	H	Texas		0	1	83	N	Arizona		1	1	135	H	Oklahoma	2	1	
												91	H	San Diego		0	2	168	H	San Francisco	0	1	
																		194	A	South Dakota St.	2	1	
																		235	A	Missouri St.	1	0	
																		265	H	Pacific	3	0	
LAST 10 GAMES																							
						19	N	West Virginia		0	3	19	A	West Virginia		0	2						
						135	H	Oklahoma		2	1	133	H	TCU		0	1						
						44	A	Oklahoma St.		0	2	50	H	Texas		0	1						
						29	A	Texas Tech		0	1	132	A	Iowa St.		0	0						
						59	H	Baylor		2	0	11	A	Santa Clara		2	3						

Non-Div. I Games:

Kansas



Average RPI Win:	192	WON-LOST RECORD	WINNING PCT. RANK	LAST 10 GAMES	STRENGTH OF SCHEDULE	OPP. STRENGTH OF SCHEDULE	TEAM RPI	ADJ RPI	CONF. RPI	ADJ CONF. RPI		
DIV. I ONLY		7-8-1	.46875	181	3-6-1	70	150	123	.51489	126	8	8
DIV. I NON-CONF.		5-3-0	.625	91	1-1-0	144	240	115	.52297	118	9	9
<hr/>												
TOTALS	RPI 1-25	RPI 26-50		W-L RECORDS		RPI 51-100		RPI 101-150		RPI 150+		
7-8-1	0-1-0	0-0-1		OVERALL		1-4-0		1-2-0		5-1-0		
3-4-0	0-0-0	0-0-0		HOME		0-3-0		1-0-0		2-1-0		
4-4-1	0-1-0	0-0-1		AWAY		1-1-0		0-2-0		3-0-0		
0-0-0	0-0-0	0-0-0		NEUTRAL		0-0-0		0-0-0		0-0-0		
5-3-0	0-1-0	0-0-0		NON-CONFERENCE		0-0-0		1-1-0		4-1-0		
2-1-0	0-0-0	0-0-0		HOME		0-0-0		1-0-0		1-1-0		
3-2-0	0-1-0	0-0-		AWAY		0-0-0		0-1-0		3-0-0		
0-0-0	0-0-0	0-0-0		NEUTRAL		0-0-0		0-0-0		0-0-0		
2-5-1	0-0-0	0-0-1		CONFERENCE		1-4-0		0-1-0		1-0-0		
1-3-0	0-0-0	0-0-0		HOME		0-3-0		0-0-0		1-0-0		
1-2-1	0-0-0	0-0-1		AWAY		1-1-0		0-1-0		0-0-0		
0-0-0	0-0-0	0-0-0		NEUTRAL		0-0-0		0-0-0		0-0-0		
RPI S	Opponent	Score		RPI S	Opponent	Score		RPI S	Opponent	Score		
10 A	Georgetown	0 8		40 A	Penn	1 1		52 H	Harvard	1 3		
								71 A	Brown	1 2		
								71 H	Brown	1 3		
								89 A	Princeton	3 2		
								94 H	Dartmouth	0 1		
								102 H	Stony Brook	1 0		
								145 A	Fairfield	0 1		
								146 A	Columbia	1 3		
								164 H	Hartford	2 0		
								201 H	Cornell	1 0		
								226 A	Towson	4 3		
								243 A	Marist	4 0		
								292 H	Sacred Heart	1 2		
								317 A	UMass Lowell	3 1		
<hr/>												
LAST 10 GAMES												
	71 A	Brown	1 2		243 A	Marist	4 0					
	71 H	Brown	1 3		94 H	Dartmouth	0 1					
	146 A	Columbia	1 3		52 H	Harvard	1 3					
	40 A	Penn	1 1		89 A	Princeton	3 2					
	201 H	Cornell	1 0		145 A	Fairfield	0 1					

Non-Div. I Games:

Yale

Average RPI Win: 229		WON-LOST RECORD		WINNING PCT. RANK		LAST 10 GAMES		STRENGTH OF SCHEDULE		OPP. STRENGTH OF SCHEDULE		TEAM RPI		ADJ RPI		CONF. RPI		ADJ CONF. RPI	
DIV. I ONLY		13-8-1		.61364 87		8-2-0		190		197		128		.51389 127		27		27	
DIV. I NON-CONF.		4-7-1		.375 227		0-1-0		109		153		172		.48267 172		25		25	
TOTALS		RPI 1-25		RPI 26-50		W-L RECORDS		RPI 51-100		RPI 101-150		RPI 150+							
13-8-1		0-1-0		0-0-0		OVERALL		0-1-0		0-3-0		13-3-1							
7-2-1		0-0-0		0-0-0		HOME		0-1-0		0-0-0		7-1-1							
6-5-0		0-1-0		0-0-0		AWAY		0-0-0		0-2-0		6-2-0							
0-1-0		0-0-0		0-0-0		NEUTRAL		0-0-0		0-1-0		0-0-0							
4-7-1		0-1-0		0-0-0		NON-CONFERENCE		0-1-0		0-3-0		4-2-1							
1-2-1		0-0-0		0-0-0		HOME		0-1-0		0-0-0		1-1-1							
3-4-0		0-1-0		0-0-		AWAY		0-0-0		0-2-0		3-1-0							
0-1-0		0-0-0		0-0-0		NEUTRAL		0-0-0		0-1-0		0-0-0							
9-1-0		0-0-0		0-0-0		CONFERENCE		0-0-0		0-0-0		9-1-0							
6-0-0		0-0-0		0-0-0		HOME		0-0-0		0-0-0		6-0-0							
3-1-0		0-0-0		0-0-0		AWAY		0-0-0		0-0-0		3-1-0							
0-0-0		0-0-0		0-0-0		NEUTRAL		0-0-0		0-0-0		0-0-0							
RPI	S	Opponent		Score		RPI	S	Opponent		Score		RPI	S	Opponent		Score			
1	A	Virginia		0 5								104	A	Villanova		1 2			
												113	A	Delaware		0 2			
												114	N	VCU		1 2			
												156	A	Oakland		3 1			
												172	A	Wagner		2 1			
												180	H	Morehead St.		1 1			
												196	H	Fairleigh Dickinson		4 1			
												205	A	George Washington		3 1			
												206	A	Bucknell		2 1			
												211	A	Central Conn. St.		1 2			
												211	H	Central Conn. St.		3 1			
												216	H	George Mason		3 0			
												226	H	Towson		1 2			
												239	A	LIU Brooklyn		2 0			
												239	H	LIU Brooklyn		1 0			
												241	A	Duquesne		0 1			
												272	A	Mt. St. Mary's		5 0			
												283	H	Robert Morris		3 1			
												290	H	Bryant		5 0			
												292	H	Sacred Heart		4 2			
LAST 10 GAMES																			

Non-Div. I Games:

Saint Francis (PA)

UMBC				Through Games Of Sunday, Dec. 08, 2013											
Average RPI Win: 211		WON-LOST	WINNING	LAST 10	STRENGTH OF		OPP. STRENGTH	TEAM	ADJ		CONF.	ADJ CONF.			
Average RPI Loss: 190		RECORD	PCT. RANK	GAMES	SCHEDULE		OF SCHEDULE	RPI	RPI		RPI	RPI			
DIV. I ONLY		13-6-2	.66667	50	8-2-0		217	235	123	.51389	127	25	25		
DIV. I NON-CONF.		5-4-2	.54545	143	0-1-0		246	206	182	.4736	189	24	24		
TOTALS		RPI 1-25	RPI 26-50		W-L RECORDS		RPI 51-100		RPI 101-150		RPI 150+				
13-6-2		0-1-0	0-0-0		OVERALL		0-0-0		2-1-0		11-4-2				
10-2-0		0-0-0	0-0-0		HOME		0-0-0		1-1-0		9-1-0				
3-4-2		0-1-0	0-0-0		AWAY		0-0-0		1-0-0		2-3-2				
0-0-0		0-0-0	0-0-0		NEUTRAL		0-0-0		0-0-0		0-0-0				
5-4-2		0-1-0	0-0-0		NON-CONFERENCE		0-0-0		0-1-0		5-2-2				
4-2-0		0-0-0	0-0-0		HOME		0-0-0		0-1-0		4-1-0				
1-2-2		0-1-0	0-0-		AWAY		0-0-0		0-0-0		1-1-2				
0-0-0		0-0-0	0-0-0		NEUTRAL		0-0-0		0-0-0		0-0-0				
8-2-0		0-0-0	0-0-0		CONFERENCE		0-0-0		2-0-0		6-2-0				
6-0-0		0-0-0	0-0-0		HOME		0-0-0		1-0-0		5-0-0				
2-2-0		0-0-0	0-0-0		AWAY		0-0-0		1-0-0		1-2-0				
0-0-0		0-0-0	0-0-0		NEUTRAL		0-0-0		0-0-0		0-0-0				
RPI S	Opponent	Score		RPI S	Opponent	Score		RPI S	Opponent	Score		RPI S	Opponent	Score	
5	A Virginia Tech	0 2								102	A Stony Brook	2 1			
										102	H Stony Brook	2 1			
										139	H Drexel	0 3			
										152	A Saint Joseph's	0 0			
										155	A Maine	1 2			
										164	H Hartford	2 0			
										164	H Hartford	2 1			
										172	H Wagner	2 1			
										206	H Bucknell	1 0			
										210	A American	2 1			
										230	A Binghamton	1 0			
										252	H Vermont	2 1			
										254	A Lafayette	0 1			
										257	H New Hampshire	2 1			
										270	A Loyola Maryland	1 1			
										272	H Mt. St. Mary's	0 1			
										283	H Robert Morris	2 1			
										293	H Howard	3 0			
										310	H Albany (NY)	3 1			
										317	A UMass Lowell	2 3			
LAST 10 GAMES															
	5	A	Virginia Tech	0	2		317	A	UMass Lowell	2	3				
	102	H	Stony Brook	2	1		102	A	Stony Brook	2	1				
	164	H	Hartford	2	0		252	H	Vermont	2	1				
	257	H	New Hampshire	2	1		310	H	Albany (NY)	3	1				
	164	H	Hartford	2	1		230	A	Binghamton	1	0				

Non-Div. I Games:

UMBC



Average RPI Win:	146	WON-LOST	WINNING	LAST 10	STRENGTH OF	OPP. STRENGTH	TEAM	ADJ	CONF.	ADJ CONF.		
Average RPI Loss:	51	RECORD	PCT. RANK	GAMES	SCHEDULE	OF SCHEDULE	RPI	RPI	RPI	RPI		
DIV. I ONLY		6-12-0	.33333	265	4-6-0	33	44	129	.5137	129	5	4
DIV. I NON-CONF.		2-5-0	.28571	264	0-0-0	26	82	138	.50937	139	4	4
<hr/>												
TOTALS	RPI 1-25	RPI 26-50		W-L RECORDS		RPI 51-100		RPI 101-150		RPI 150+		
6-12-0	0-6-0	1-2-0		OVERALL		1-2-0		1-1-0		3-1-0		
4-5-0	0-1-0	0-1-0		HOME		1-1-0		1-1-0		2-1-0		
2-6-0	0-4-0	1-1-0		AWAY		0-1-0		0-0-0		1-0-0		
0-1-0	0-1-0	0-0-0		NEUTRAL		0-0-0		0-0-0		0-0-0		
2-5-0	0-3-0	0-0-0		NON-CONFERENCE		0-1-0		1-0-0		1-1-0		
2-1-0	0-0-0	0-0-0		HOME		0-0-0		1-0-0		1-1-0		
0-3-0	0-2-0	0-0-		AWAY		0-1-0		0-0-0		0-0-0		
0-1-0	0-1-0	0-0-0		NEUTRAL		0-0-0		0-0-0		0-0-0		
4-7-0	0-3-0	1-2-0		CONFERENCE		1-1-0		0-1-0		2-0-0		
2-4-0	0-1-0	0-1-0		HOME		1-1-0		0-1-0		1-0-0		
2-3-0	0-2-0	1-1-0		AWAY		0-0-0		0-0-0		1-0-0		
0-0-0	0-0-0	0-0-0		NEUTRAL		0-0-0		0-0-0		0-0-0		
RPI S	Opponent	Score	RPI S	Opponent	Score	RPI S	Opponent	Score	RPI S	Opponent	Score	
12 A	Florida	0 3	33 H	Kentucky	2 4	58 H	Tennessee	4 2	101 H	LSU	1 2	
14 A	South Carolina	1 2	34 A	Ole Miss	1 2	65 A	Memphis	0 6	143 H	UAB	1 0	
15 H	Texas A&M	0 3	48 A	Georgia	3 2	87 H	Auburn	0 1	174 H	Vanderbilt	5 2	
17 A	Denver	0 2							192 H	Mercer	1 2	
17 A	Wake Forest	0 3							220 A	Mississippi St.	3 1	
22 N	Colorado	0 1							232 H	Georgia St.	2 1	
<hr/>												
LAST 10 GAMES												
87 H Auburn						0	1	14 A	South Carolina	1	2	
34 A Ole Miss						1	2	101 H	LSU	1	2	
220 A Mississippi St.						3	1	48 A	Georgia	3	2	
33 H Kentucky						2	4	58 H	Tennessee	4	2	
15 H Texas A&M						0	3	174 H	Vanderbilt	5	2	

**Non-Div. I Games:**

Alabama

Average RPI Win: 184		WON-LOST	WINNING	LAST 10	STRENGTH OF		OPP. STRENGTH	TEAM	ADJ	CONF.	ADJ CONF.
Average RPI Loss: 53		RECORD	PCT. RANK	GAMES	SCHEDULE		OF SCHEDULE	RPI	RPI	RPI	RPI
DIV. I ONLY		8-8-1	.5	147	2-7-0		129	75	130	.51319	130
DIV. I NON-CONF.		6-1-1	.8125	23	0-0-0		239	183	85	.5473	85
TOTALS		RPI 1-25	RPI 26-50		W-L RECORDS		RPI 51-100		RPI 101-150		RPI 150+
8-8-1		0-2-0	0-3-0		OVERALL		0-1-0		4-2-0		4-0-1
4-3-0		0-1-0	0-1-0		HOME		0-0-0		2-1-0		2-0-0
3-5-1		0-1-0	0-2-0		AWAY		0-1-0		2-1-0		1-0-1
1-0-0		0-0-0	0-0-0		NEUTRAL		0-0-0		0-0-0		1-0-0
6-1-1		0-0-0	0-1-0		NON-CONFERENCE		0-0-0		2-0-0		4-0-1
3-0-0		0-0-0	0-0-0		HOME		0-0-0		1-0-0		2-0-0
2-1-1		0-0-0	0-0-		AWAY		0-0-0		1-0-0		1-0-1
1-0-0		0-0-0	0-0-0		NEUTRAL		0-0-0		0-0-0		1-0-0
2-7-0		0-2-0	0-2-0		CONFERENCE		0-1-0		2-2-0		0-0-0
1-3-0		0-1-0	0-1-0		HOME		0-0-0		1-1-0		0-0-0
1-4-0		0-1-0	0-1-0		AWAY		0-1-0		1-1-0		0-0-0
0-0-0		0-0-0	0-0-0		NEUTRAL		0-0-0		0-0-0		0-0-0
RPI S	Opponent	Score	RPI S	Opponent	Score	RPI S	Opponent	Score	RPI S	Opponent	Score
6	H Marquette	0 <b>3</b>	30	A Indiana	0 <b>3</b>	64	A Butler	0 <b>1</b>	104	H Villanova	1 <b>2</b>
10	A Georgetown	1 <b>7</b>	36	A St. John's (NY)	0 <b>2</b>				108	A Purdue	4 3
			43	H DePaul	0 <b>1</b>				119	H Seton Hall	2 1
									134	A Providence	1 <b>2</b>
									137	A Creighton	2 0
									138	H Cincinnati	3 0
									180	A Morehead St.	1 0
									217	H Evansville	1 0
									263	H Northern Ky.	1 0
									264	A Eastern Ky.	0 <b>0</b>
									311	N North Dakota	3 0
LAST 10 GAMES											
	137 A Creighton	2 0		6 H Marquette	0 <b>3</b>						
	43 H DePaul	0 <b>1</b>		104 H Villanova	1 <b>2</b>						
	64 A Butler	0 <b>1</b>		10 A Georgetown	1 <b>7</b>						
	134 A Providence	1 <b>2</b>		36 A St. John's (NY)	0 <b>2</b>						
	119 H Seton Hall	2 1		263 H Northern Ky.	1 0						

Non-Div. I Games: Northwestern Ohio 2 0

Xavier

Average RPI Win: 221		WON-LOST	WINNING	LAST 10	STRENGTH OF		OPP. STRENGTH	TEAM	ADJ	CONF.	ADJ CONF.
Average RPI Loss: 84		RECORD	PCT. RANK	GAMES	SCHEDULE		OF SCHEDULE	RPI	RPI	RPI	RPI
DIV. I ONLY		9-10-1	.475	165	5-4-1		81	180	132	.51303	131
DIV. I NON-CONF.		2-5-0	.28571	264	0-0-0		10	63	112	.52633	112
TOTALS		RPI 1-25	RPI 26-50		W-L RECORDS		RPI 51-100		RPI 101-150		RPI 150+
9-10-1	0-1-0	0-1-0		OVERALL		0-6-0		3-1-0		6-1-1	
6-3-0	0-0-0	0-0-0		HOME		0-2-0		3-1-0		3-0-0	
3-6-1	0-1-0	0-1-0		AWAY		0-3-0		0-0-0		3-1-1	
0-1-0	0-0-0	0-0-0		NEUTRAL		0-1-0		0-0-0		0-0-0	
2-5-0	0-1-0	0-1-0		NON-CONFERENCE		0-3-0		2-0-0		0-0-0	
2-1-0	0-0-0	0-0-0		HOME		0-1-0		2-0-0		0-0-0	
0-4-0	0-1-0	0-0-		AWAY		0-2-0		0-0-0		0-0-0	
0-0-0	0-0-0	0-0-0		NEUTRAL		0-0-0		0-0-0		0-0-0	
7-5-1	0-0-0	0-0-0		CONFERENCE		0-3-0		1-1-0		6-1-1	
4-2-0	0-0-0	0-0-0		HOME		0-1-0		1-1-0		3-0-0	
3-2-1	0-0-0	0-0-0		AWAY		0-1-0		0-0-0		3-1-1	
0-1-0	0-0-0	0-0-0		NEUTRAL		0-1-0		0-0-0		0-0-0	
RPI S	Opponent	Score		RPI S	Opponent	Score		RPI S	Opponent	Score	
5 A	Virginia Tech	1	7	49 A	William & Mary	0	3	68 A	Liberty	0	2
								68 N	Liberty	1	4
								72 A	Navy	1	4
								74 A	Elon	0	5
								86 H	Radford	1	2
								96 H	UNC Greensboro	1	3
									141 H	East Carolina	1 0
									147 H	Winthrop	1 2
									148 H	Coastal Caro.	3 2
									150 H	Appalachian St.	2 1
									170 A	Longwood	2 4
									170 A	Longwood	3 1
									191 A	Presbyterian	2 1
									276 A	UNC Asheville	1 1
									278 H	Campbell	2 0
									281 H	Charleston So.	4 0
									306 A	Gardner-Webb	1 0
									321 H	VMI	6 0
LAST 10 GAMES											
				68 N	Liberty	1	4	86 H	Radford	1	2
				170 A	Longwood	3	1	276 A	UNC Asheville	1	1
				278 H	Campbell	2	0	68 A	Liberty	0	2
				191 A	Presbyterian	2	1	170 A	Longwood	2	4
				281 H	Charleston So.	4	0	148 H	Coastal Caro.	3	2

Non-Div. I Games:

High Point

Average RPI Win: 197		WON-LOST	WINNING	LAST 10	STRENGTH OF		OPP. STRENGTH	TEAM	ADJ	CONF.	ADJ CONF.
Average RPI Loss: 43		RECORD	PCT. RANK	GAMES	SCHEDULE		OF SCHEDULE	RPI	RPI	RPI	RPI
DIV. I ONLY		9-9-2	.5	147	3-5-2		120	95	131	.51298	132
DIV. I NON-CONF.		6-4-1	.59091	121	0-0-1		191	177	141	.50742	142
TOTALS		RPI 1-25	RPI 26-50		W-L RECORDS		RPI 51-100		RPI 101-150		RPI 150+
9-9-2		0-3-0	1-4-0		OVERALL		1-1-0		1-1-1		6-0-1
4-2-1		0-0-0	1-2-0		HOME		1-0-0		0-0-1		2-0-0
5-6-1		0-3-0	0-2-0		AWAY		0-0-0		1-1-0		4-0-1
0-1-0		0-0-0	0-0-0		NEUTRAL		0-1-0		0-0-0		0-0-0
6-4-1		0-2-0	0-2-0		NON-CONFERENCE		0-0-0		0-0-0		6-0-1
2-1-0		0-0-0	0-1-0		HOME		0-0-0		0-0-0		2-0-0
4-3-1		0-2-0	0-0-		AWAY		0-0-0		0-0-0		4-0-1
0-0-0		0-0-0	0-0-0		NEUTRAL		0-0-0		0-0-0		0-0-0
3-5-1		0-1-0	1-2-0		CONFERENCE		1-1-0		1-1-1		0-0-0
2-1-1		0-0-0	1-1-0		HOME		1-0-0		0-0-1		0-0-0
1-3-0		0-1-0	0-1-0		AWAY		0-0-0		1-1-0		0-0-0
0-1-0		0-0-0	0-0-0		NEUTRAL		0-1-0		0-0-0		0-0-0
RPI S	Opponent	Score	RPI S	Opponent	Score	RPI S	Opponent	Score	RPI S	Opponent	Score
11 A	Santa Clara	1 5	29 H	Texas Tech	1 2	59 H	Baylor	1 0	124 H	Kansas	0 0
16 A	Stanford	1 3	35 H	Minnesota	0 1	59 N	Baylor	0 1	133 A	TCU	0 1
19 A	West Virginia	0 2	37 A	Iowa	0 3				135 A	Oklahoma	4 1
			44 H	Oklahoma St.	1 0				158 A	Saint Louis	2 0
			50 A	Texas	1 3				194 A	South Dakota St.	2 1
									266 H	Western Ill.	2 0
									285 A	Drake	1 1
									289 A	South Dakota	3 1
									311 H	North Dakota	4 0
									319 A	UNI	2 0
LAST 10 GAMES											
			59 N	Baylor	0 1	19 A	West Virginia	0 2			
			44 H	Oklahoma St.	1 0	285 A	Drake	1 1			
			133 A	TCU	0 1	124 H	Kansas	0 0			
			59 H	Baylor	1 0	50 A	Texas	1 3			
			135 A	Oklahoma	4 1	29 H	Texas Tech	1 2			

Non-Div. I Games:

Iowa St.

TCU

TCU

Average RPI Win: 178		WON-LOST	WINNING	LAST 10	STRENGTH OF		OPP. STRENGTH	TEAM	ADJ	CONF.	ADJ CONF.
Average RPI Loss: 68		RECORD	PCT. RANK	GAMES	SCHEDULE		OF SCHEDULE	RPI	RPI	RPI	RPI
DIV. I ONLY		6-9-3	.41667	212	3-7-0		78	82	134	.51038	134
DIV. I NON-CONF.		3-3-3	.5	146	0-1-0		134	188	146	.50275	146
TOTALS		RPI 1-25	RPI 26-50		W-L RECORDS		RPI 51-100		RPI 101-150		RPI 150+
6-9-3		0-2-0	1-2-0		OVERALL		0-2-1		2-3-0		3-0-2
3-5-2		0-1-0	1-1-0		HOME		0-1-0		1-2-0		1-0-2
3-4-1		0-1-0	0-1-0		AWAY		0-0-1		1-1-0		2-0-0
0-0-0		0-0-0	0-0-0		NEUTRAL		0-0-0		0-0-0		0-0-0
3-3-3		0-0-0	0-1-0		NON-CONFERENCE		0-1-1		0-1-0		3-0-2
1-2-2		0-0-0	0-0-0		HOME		0-1-0		0-1-0		1-0-2
2-1-1		0-0-0	0-0-		AWAY		0-0-1		0-0-0		2-0-0
0-0-0		0-0-0	0-0-0		NEUTRAL		0-0-0		0-0-0		0-0-0
3-6-0		0-2-0	1-1-0		CONFERENCE		0-1-0		2-2-0		0-0-0
2-3-0		0-1-0	1-1-0		HOME		0-0-0		1-1-0		0-0-0
1-3-0		0-1-0	0-0-0		AWAY		0-1-0		1-1-0		0-0-0
0-0-0		0-0-0	0-0-0		NEUTRAL		0-0-0		0-0-0		0-0-0
RPI S	Opponent	Score	RPI S	Opponent	Score	RPI S	Opponent	Score	RPI S	Opponent	Score
6 A	Marquette	0 6	30 A	Boston U.	0 1	52 A	Harvard	1 1	104 A	Villanova	1 0
10 H	Georgetown	1 2	36 H	St. John's (NY)	2 3	64 A	Butler	1 2	119 A	Seton Hall	0 1
			43 H	DePaul	1 0	70 H	Dayton	0 3	130 H	Xavier	2 1
									137 H	Creighton	2 3
									138 H	Cincinnati	0 3
									189 H	Massachusetts	1 1
									212 H	Fordham	2 2
									252 H	Vermont	3 0
									257 A	New Hampshire	4 1
									282 A	Rhode Island	3 0
LAST 10 GAMES											
	104 A Villanova	1 0		10 H Georgetown	1 2						
	6 A Marquette	0 6		137 H Creighton	2 3						
	36 H St. John's (NY)	2 3		43 H DePaul	1 0						
	130 H Xavier	2 1		119 A Seton Hall	0 1						
	64 A Butler	1 2		138 H Cincinnati	0 3						

Non-Div. I Games:

Providence

Average RPI Win:		134	WON-LOST RECORD		WINNING PCT. RANK		LAST 10 GAMES		STRENGTH OF SCHEDULE		OPP. STRENGTH OF SCHEDULE		TEAM RPI		ADJ RPI		CONF. RPI		ADJ CONF. RPI								
DIV. I ONLY			4-13-1		.25	292	1-8-1		12		43		140		.51023		135		6		6						
DIV. I NON-CONF.			3-5-1		.38889	219	0-1-1		6		32		66		.56901		63		6		6						
TOTALS		RPI 1-25		RPI 26-50		W-L RECORDS		RPI 51-100		RPI 101-150		RPI 150+															
4-13-1		0-3-0		0-5-1		OVERALL		1-3-0		1-2-0		2-0-0															
2-5-0		0-1-0		0-2-0		HOME		1-1-0		0-1-0		1-0-0															
1-8-1		0-2-0		0-3-1		AWAY		0-2-0		1-1-0		0-0-0															
1-0-0		0-0-0		0-0-0		NEUTRAL		0-0-0		0-0-0		1-0-0															
3-5-1		0-2-0		0-1-1		NON-CONFERENCE		1-2-0		0-0-0		2-0-0															
2-1-0		0-0-0		0-0-0		HOME		1-1-0		0-0-0		1-0-0															
0-4-1		0-2-0		0-1-		AWAY		0-1-0		0-0-0		0-0-0															
1-0-0		0-0-0		0-0-0		NEUTRAL		0-0-0		0-0-0		1-0-0															
1-8-0		0-1-0		0-4-0		CONFERENCE		0-1-0		1-2-0		0-0-0															
0-4-0		0-1-0		0-2-0		HOME		0-0-0		0-1-0		0-0-0															
1-4-0		0-0-0		0-2-0		AWAY		0-1-0		1-1-0		0-0-0															
0-0-0		0-0-0		0-0-0		NEUTRAL		0-0-0		0-0-0		0-0-0															
RPI	S	Opponent		Score		RPI	S	Opponent		Score		RPI	S	Opponent		Score											
3	A	Florida St.		0	1	28	A	BYU		2	3	57	H	Oral Roberts		1	0	124	A	Kansas		1	2				
12	A	Florida		0	3	29	H	Texas Tech		1	2	58	A	Tennessee		1	3	132	H	Iowa St.		1	4				
19	H	West Virginia		1	2	42	A	Utah		1	1	59	A	Baylor		0	1	133	A	TCU		1	0				
						44	A	Oklahoma St.		1	4	78	H	North Texas		0	5	161	N	Kennesaw St.		2	0				
						44	H	Oklahoma St.		1	2											184	H	Texas St.		4	0
						50	A	Texas		0	1																
						LAST 10 GAMES																					
						124	A	Kansas		1	2	29	H	Texas Tech		1	2										
						19	H	West Virginia		1	2	44	H	Oklahoma St.		1	2										
						50	A	Texas		0	1	59	A	Baylor		0	1										
						133	A	TCU		1	0	42	A	Utah		1	1										
						132	H	Iowa St.		1	4	28	A	BYU		2	3										

Non-Div. I Games:

Oklahoma

Average RPI Win:	259	WON-LOST RECORD	WINNING PCT. RANK	LAST 10 GAMES	STRENGTH OF SCHEDULE	OPP. STRENGTH OF SCHEDULE	TEAM RPI	ADJ RPI	CONF. RPI	ADJ CONF. RPI		
DIV. I ONLY		11-5-2	.66667	50	3-5-1	230	260	133	.50985	136	14	15
DIV. I NON-CONF.		6-0-1	.92857	5	0-0-0	249	325	77	.55071	80	17	18
<hr/>												
TOTALS	RPI 1-25	RPI 26-50		W-L RECORDS		RPI 51-100		RPI 101-150		RPI 150+		
11-5-2	0-0-0	0-0-0		OVERALL		0-2-1		0-0-1		11-3-0		
5-1-2	0-0-0	0-0-0		HOME		0-0-1		0-0-1		5-1-0		
6-3-0	0-0-0	0-0-0		AWAY		0-2-0		0-0-0		6-1-0		
0-1-0	0-0-0	0-0-0		NEUTRAL		0-0-0		0-0-0		0-1-0		
<hr/>												
6-0-1	0-0-0	0-0-0		NON-CONFERENCE		0-0-0		0-0-1		6-0-0		
3-0-1	0-0-0	0-0-0		HOME		0-0-0		0-0-1		3-0-0		
3-0-0	0-0-0	0-0-		AWAY		0-0-0		0-0-0		3-0-0		
0-0-0	0-0-0	0-0-0		NEUTRAL		0-0-0		0-0-0		0-0-0		
<hr/>												
5-5-1	0-0-0	0-0-0		CONFERENCE		0-2-1		0-0-0		5-3-0		
2-1-1	0-0-0	0-0-0		HOME		0-0-1		0-0-0		2-1-0		
3-3-0	0-0-0	0-0-0		AWAY		0-2-0		0-0-0		3-1-0		
0-1-0	0-0-0	0-0-0		NEUTRAL		0-0-0		0-0-0		0-1-0		
<hr/>												
RPI	S	Opponent	Score	RPI	S	Opponent	Score	RPI	S	Opponent	Score	
				51 A Stephen F. Austin				1	4	105 H South Ala.	1	1
				57 A Oral Roberts				1	3	166 A La.-Lafayette	2	1
				79 H Southeastern La.				1	1	169 H Sam Houston St.	3	2
										169 N Sam Houston St.	0	1
										195 A Northwestern St.	0	3
										197 A Central Ark.	2	1
										224 H Lamar	1	2
										245 A Houston Baptist	1	0
										259 H McNeese St.	3	0
										277 A La.-Monroe	3	2
										287 A Prairie View	2	1
										305 H Southern U.	8	1
										309 A A&M-Corpus Christi	2	1
										316 H Mississippi Val.	5	1
										323 H Alcorn	6	0
<hr/>												
				LAST 10 GAMES								
169 N Sam Houston St.				0	1	195 A Northwestern St.				0	3	
169 H Sam Houston St.				3	2	197 A Central Ark.				2	1	
79 H Southeastern La.				1	1	57 A Oral Roberts				1	3	
245 A Houston Baptist				1	0	224 H Lamar				1	2	
51 A Stephen F. Austin				1	4	309 A A&M-Corpus Christi				2	1	

Non-Div. I Games: Incarnate Word 2 4 Abilene Christian 3 1

Nicholls St.



Average RPI Win: 226		WON-LOST	WINNING	LAST 10	STRENGTH OF		OPP. STRENGTH	TEAM	ADJ	CONF.	ADJ CONF.
Average RPI Loss: 74		RECORD	PCT. RANK	GAMES	SCHEDULE		OF SCHEDULE	RPI	RPI	RPI	RPI
DIV. I ONLY		9-8-1	.52778	129	3-6-1		148	116	135	.50969	137
DIV. I NON-CONF.		7-2-0	.77778	32	1-0-0		254	287	120	.52249	120
TOTALS		RPI 1-25	RPI 26-50		W-L RECORDS		RPI 51-100		RPI 101-150		RPI 150+
9-8-1	0-2-0	0-1-1		OVERALL		0-1-0		2-4-0		7-0-0	
6-4-0	0-1-0	0-1-0		HOME		0-1-0		0-1-0		6-0-0	
3-4-1	0-1-0	0-0-1		AWAY		0-0-0		2-3-0		1-0-0	
0-0-0	0-0-0	0-0-0		NEUTRAL		0-0-0		0-0-0		0-0-0	
7-2-0	0-0-0	0-0-0		NON-CONFERENCE		0-0-0		0-2-0		7-0-0	
6-0-0	0-0-0	0-0-0		HOME		0-0-0		0-0-0		6-0-0	
1-2-0	0-0-0	0-0-		AWAY		0-0-0		0-2-0		1-0-0	
0-0-0	0-0-0	0-0-0		NEUTRAL		0-0-0		0-0-0		0-0-0	
2-6-1	0-2-0	0-1-1		CONFERENCE		0-1-0		2-2-0		0-0-0	
0-4-0	0-1-0	0-1-0		HOME		0-1-0		0-1-0		0-0-0	
2-2-1	0-1-0	0-0-1		AWAY		0-0-0		2-1-0		0-0-0	
0-0-0	0-0-0	0-0-0		NEUTRAL		0-0-0		0-0-0		0-0-0	
RPI S Opponent	Score		RPI S Opponent	Score		RPI S Opponent	Score		RPI S Opponent	Score	
6 H Marquette	1	2	36 A St. John's (NY)	0	0	64 H Butler	0	1	104 A Villanova	0	2
10 A Georgetown	0	4	43 H DePaul	1	2				106 A Boise St.	1	2
									119 A Seton Hall	1	0
									125 A Utah St.	0	3
									130 H Xavier	0	2
									134 A Providence	3	2
									162 H Northern Colo.	4	1
									171 A UMKC	1	0
									253 H Montana	2	1
									289 H South Dakota	4	0
									296 H Idaho	6	1
									303 H Neb. Omaha	3	2
									311 H North Dakota	6	0
LAST 10 GAMES											
130 H Xavier	0	2	119 A Seton Hall	1	0						
64 H Butler	0	1	134 A Providence	3	2						
10 A Georgetown	0	4	36 A St. John's (NY)	0	0						
104 A Villanova	0	2	6 H Marquette	1	2						
43 H DePaul	1	2	303 H Neb. Omaha	3	2						

Non-Div. I Games:

Creighton

Average RPI Win: 177		WON-LOST	WINNING	LAST 10	STRENGTH OF		OPP. STRENGTH	TEAM	ADJ	CONF.	ADJ CONF.
Average RPI Loss: 75		RECORD	PCT. RANK	GAMES	SCHEDULE		OF SCHEDULE	RPI	RPI	RPI	RPI
DIV. I ONLY		8-11-1	.425	208	4-5-1		87	80	137	.50952	138
DIV. I NON-CONF.		4-6-0	.4	213	0-0-0		126	125	168	.48442	168
TOTALS		RPI 1-25	RPI 26-50		W-L RECORDS		RPI 51-100		RPI 101-150		RPI 150+
8-11-1		0-1-1	0-3-0		OVERALL		2-4-0		1-2-0		5-1-0
4-2-1		0-0-1	0-2-0		HOME		2-0-0		0-0-0		2-0-0
3-9-0		0-1-0	0-1-0		AWAY		0-4-0		1-2-0		2-1-0
1-0-0		0-0-0	0-0-0		NEUTRAL		0-0-0		0-0-0		1-0-0
4-6-0		0-1-0	0-0-0		NON-CONFERENCE		0-3-0		1-1-0		3-1-0
2-0-0		0-0-0	0-0-0		HOME		0-0-0		0-0-0		2-0-0
1-6-0		0-1-0	0-0-		AWAY		0-3-0		1-1-0		0-1-0
1-0-0		0-0-0	0-0-0		NEUTRAL		0-0-0		0-0-0		1-0-0
4-5-1		0-0-1	0-3-0		CONFERENCE		2-1-0		0-1-0		2-0-0
2-2-1		0-0-1	0-2-0		HOME		2-0-0		0-0-0		0-0-0
2-3-0		0-0-0	0-1-0		AWAY		0-1-0		0-1-0		2-0-0
0-0-0		0-0-0	0-0-0		NEUTRAL		0-0-0		0-0-0		0-0-0
RPI S	Opponent	Score	RPI S	Opponent	Score	RPI S	Opponent	Score	RPI S	Opponent	Score
8 A	Nebraska	1 4	27 H	Louisville	4 5	53 H	South Fla.	3 2	120 A	SMU	1 2
13 H	UCF	1 1	32 A	Rutgers	1 2	56 A	UConn	0 1	130 A	Xavier	0 3
			32 H	Rutgers	0 1	65 H	Memphis	3 2	134 A	Providence	3 0
						70 A	Dayton	1 3	154 H	Kent St.	2 1
						73 A	Miami (FL)	0 2	181 A	UC Santa Barbara	0 1
						98 A	Long Beach St.	1 4	201 N	Cornell	1 0
									238 A	Temple	2 1
									251 A	Houston	2 1
									317 H	UMass Lowell	4 1
LAST 10 GAMES											
32 A	Rutgers	1 2	13 H	UCF	1 1						
27 H	Louisville	4 5	120 A	SMU	1 2						
238 A	Temple	2 1	251 A	Houston	2 1						
56 A	UConn	0 1	65 H	Memphis	3 2						
53 H	South Fla.	3 2	32 H	Rutgers	0 1						

Non-Div. I Games:

Cincinnati

[illegible]

**Non-Div. I Games:**

Drexel

Average RPI Win:		155	WON-LOST RECORD		WINNING PCT. RANK		LAST 10 GAMES		STRENGTH OF SCHEDULE		OPP. STRENGTH OF SCHEDULE		TEAM RPI		ADJ RPI		CONF. RPI		ADJ CONF. RPI			
Average RPI Loss:		84																				
DIV. I ONLY			6-9-6		.42857 206		4-3-3		90		81		139		.50838 140		10		10			
DIV. I NON-CONF.			0-7-3		.15 299		0-1-0		131		40		259		.42817 257		10		10			
TOTALS		RPI 1-25		RPI 26-50		W-L RECORDS		RPI 51-100		RPI 101-150		RPI 150+										
6-9-6		0-2-0		1-2-2		OVERALL		1-2-0		1-1-1		3-2-3										
2-3-4		0-1-0		0-1-1		HOME		1-1-0		0-0-1		1-0-2										
4-6-1		0-1-0		1-1-0		AWAY		0-1-0		1-1-0		2-2-1										
0-0-1		0-0-0		0-0-1		NEUTRAL		0-0-0		0-0-0		0-0-0										
0-7-3		0-2-0		0-1-0		NON-CONFERENCE		0-2-0		0-0-0		0-2-3										
0-2-2		0-1-0		0-0-0		HOME		0-1-0		0-0-0		0-0-2										
0-5-1		0-1-0		0-0-		AWAY		0-1-0		0-0-0		0-2-1										
0-0-0		0-0-0		0-0-0		NEUTRAL		0-0-0		0-0-0		0-0-0										
6-2-3		0-0-0		1-1-2		CONFERENCE		1-0-0		1-1-1		3-0-0										
2-1-2		0-0-0		0-1-1		HOME		1-0-0		0-0-1		1-0-0										
4-1-0		0-0-0		1-0-0		AWAY		0-0-0		1-1-0		2-0-0										
0-0-1		0-0-0		0-0-1		NEUTRAL		0-0-0		0-0-0		0-0-0										
RPI	S	Opponent		Score		RPI	S	Opponent		Score		RPI	S	Opponent		Score						
2	A	UCLA		0	4	26	A	Boston College		0	2	55	H	Ohio St.		1	4	113	A	Delaware	0	2
14	H	South Carolina		0	3	45	A	James Madison		3	1	71	A	Brown		1	2	113	H	Delaware	0	0
						45	H	James Madison		0	2	92	H	Hofstra		2	0	139	A	Drexel	1	0
						49	H	William & Mary		0	0							155	H	Maine	1	1
						49	N	William & Mary		2	2							165	H	UNC Wilmington	2	1
																		179	H	Northwestern	1	1
																		189	A	Massachusetts	1	2
																		226	A	Towson	3	2
																		244	A	Loyola Marymount	0	1
																		257	A	New Hampshire	1	1
																		261	A	Col. of Charleston	3	0
LAST 10 GAMES																						
26	A	Boston College		0	2	45	H	James Madison		0	2											
45	A	James Madison		3	1	226	A	Towson		3	2											
49	N	William & Mary		2	2	113	A	Delaware		0	2											
113	H	Delaware		0	0	139	A	Drexel		1	0											
49	H	William & Mary		0	0	92	H	Hofstra		2	0											

Non-Div. I Games:

Northeastern

Average RPI Win:	182	WON-LOST RECORD	WINNING PCT. RANK	LAST 10 GAMES	STRENGTH OF SCHEDULE	OPP. STRENGTH OF SCHEDULE	TEAM RPI	ADJ RPI	CONF. RPI	ADJ CONF. RPI	
Average RPI Loss:	109										
DIV. I ONLY	9-9-3	.5	147	5-4-1	126	127	142	.50804	141	11	11
DIV. I NON-CONF.	3-4-2	.44444	190	0-0-0	138	146	158	.49128	158	12	12
<hr/>											
TOTALS	RPI 1-25	RPI 26-50		W-L RECORDS		RPI 51-100		RPI 101-150		RPI 150+	
9-9-3	0-3-0	0-0-0		OVERALL		1-1-1		2-3-0		6-2-2	
5-4-1	0-1-0	0-0-0		HOME		0-1-0		2-1-0		3-1-1	
3-4-2	0-1-0	0-0-0		AWAY		0-0-1		0-2-0		3-1-1	
1-1-0	0-1-0	0-0-0		NEUTRAL		1-0-0		0-0-0		0-0-0	
<hr/>											
3-4-2	0-1-0	0-0-0		NON-CONFERENCE		0-1-1		1-1-0		2-1-1	
2-2-1	0-0-0	0-0-0		HOME		0-1-0		1-0-0		1-1-1	
1-2-1	0-1-0	0-0-		AWAY		0-0-1		0-1-0		1-0-0	
0-0-0	0-0-0	0-0-0		NEUTRAL		0-0-0		0-0-0		0-0-0	
<hr/>											
6-5-1	0-2-0	0-0-0		CONFERENCE		1-0-0		1-2-0		4-1-1	
3-2-0	0-1-0	0-0-0		HOME		0-0-0		1-1-0		2-0-0	
2-2-1	0-0-0	0-0-0		AWAY		0-0-0		0-1-0		2-1-1	
1-1-0	0-1-0	0-0-0		NEUTRAL		1-0-0		0-0-0		0-0-0	
<hr/>											
RPI S	Opponent	Score	RPI S	Opponent	Score	RPI S	Opponent	Score	RPI S	Opponent	Score
14 A	South Carolina	0 1				74 A	Elon	1 1	107 H	Charlotte	2 0
21 H	Colorado Col.	0 1				90 N	UTEP	1 0	118 H	Marshall	0 2
21 N	Colorado Col.	0 5				96 H	UNC Greensboro	0 1	131 A	High Point	0 1
									143 A	UAB	2 3
									149 H	Western Caro.	2 1
									157 A	Rice	2 2
									165 H	UNC Wilmington	2 3
									167 A	FIU	2 1
									173 H	Middle Tenn.	2 1
									178 A	Davidson	2 0
									200 A	Southern Miss.	1 0
									205 H	George Washington	1 1
									256 H	Fla. Atlantic	1 0
									273 A	Old Dominion	0 2
									314 H	Francis Marion	3 0
<hr/>											
LAST 10 GAMES											
	21 N	Colorado Col.	0 5		256 H	Fla. Atlantic	1 0				
	90 N	UTEP	1 0		167 A	FIU	2 1				
	173 H	Middle Tenn.	2 1		118 H	Marshall	0 2				
	157 A	Rice	2 2		143 A	UAB	2 3				
	200 A	Southern Miss.	1 0		273 A	Old Dominion	0 2				

Non-Div. I Games:

East Carolina

Average RPI Win: 164		WON-LOST	WINNING	LAST 10	STRENGTH OF		OPP. STRENGTH	TEAM	ADJ	CONF.	ADJ CONF.
Average RPI Loss: 102		RECORD	PCT. RANK	GAMES	SCHEDULE		OF SCHEDULE	RPI	RPI	RPI	RPI
DIV. I ONLY		7-8-1	.46875	181	4-4-1		111	107	141	.50754	142
DIV. I NON-CONF.		4-4-0	.5	146	1-0-0		74	59	100	.53547	102
TOTALS		RPI 1-25	RPI 26-50		W-L RECORDS		RPI 51-100		RPI 101-150		RPI 150+
7-8-1		0-1-0	0-0-0		OVERALL		0-4-1		2-2-0		5-1-0
3-5-0		0-1-0	0-0-0		HOME		0-3-0		0-1-0		3-0-0
4-3-1		0-0-0	0-0-0		AWAY		0-1-1		2-1-0		2-1-0
0-0-0		0-0-0	0-0-0		NEUTRAL		0-0-0		0-0-0		0-0-0
4-4-0		0-1-0	0-0-0		NON-CONFERENCE		0-3-0		2-0-0		2-0-0
1-3-0		0-1-0	0-0-0		HOME		0-2-0		0-0-0		1-0-0
3-1-0		0-0-0	0-0-		AWAY		0-1-0		2-0-0		1-0-0
0-0-0		0-0-0	0-0-0		NEUTRAL		0-0-0		0-0-0		0-0-0
3-4-1		0-0-0	0-0-0		CONFERENCE		0-1-1		0-2-0		3-1-0
2-2-0		0-0-0	0-0-0		HOME		0-1-0		0-1-0		2-0-0
1-2-1		0-0-0	0-0-0		AWAY		0-0-1		0-1-0		1-1-0
0-0-0		0-0-0	0-0-0		NEUTRAL		0-0-0		0-0-0		0-0-0
RPI S	Opponent	Score	RPI S	Opponent	Score	RPI S	Opponent	Score	RPI S	Opponent	Score
13 H	UCF	0 2				83 A	Arizona	1 4	109 A	Cal St. Fullerton	1 2
						84 H	UC Irvine	1 2	116 A	Oregon St.	1 0
						88 H	Portland St.	0 2	121 H	Cal Poly	2 3
						96 H	UNC Greensboro	0 1	123 A	Oregon	1 0
						98 A	Long Beach St.	0 0	151 A	Northern Ariz.	1 0
									181 H	UC Santa Barbara	1 0
									182 H	Idaho St.	4 1
									193 A	UC Davis	2 0
									204 H	Cal St. Northridge	2 0
									218 A	UC Riverside	0 2
			LAST 10 GAMES								
			204 H	Cal St. Northridge	2 0	181 H	UC Santa Barbara	1 0			
			84 H	UC Irvine	1 2	218 A	UC Riverside	0 2			
			98 A	Long Beach St.	0 0	109 A	Cal St. Fullerton	1 2			
			193 A	UC Davis	2 0	151 A	Northern Ariz.	1 0			
			121 H	Cal Poly	2 3	83 A	Arizona	1 4			

Non-Div. I Games: Hawaii Pacific 1 0

Hawaii

Average RPI Win:	199	WON-LOST	WINNING	LAST 10	STRENGTH OF	OPP. STRENGTH	TEAM	ADJ	CONF.	ADJ CONF.	
Average RPI Loss:	135	RECORD	PCT. RANK	GAMES	SCHEDULE	OF SCHEDULE	RPI	RPI	RPI	RPI	
DIV. I ONLY	11-7-2	.6	94	4-4-2	218	146	144	.50716	143	11	11
DIV. I NON-CONF.	7-2-0	.77778	32	0-0-0	268	203	111	.52679	111	12	12
<hr/>											
TOTALS	RPI 1-25	RPI 26-50		W-L RECORDS	RPI 51-100		RPI 101-150		RPI 150+		
11-7-2	0-0-0	0-1-0		OVERALL	1-1-2		4-2-0		6-3-0		
4-2-2	0-0-0	0-1-0		HOME	1-0-2		2-0-0		1-1-0		
6-4-0	0-0-0	0-0-0		AWAY	0-0-0		2-2-0		4-2-0		
1-1-0	0-0-0	0-0-0		NEUTRAL	0-1-0		0-0-0		1-0-0		
<hr/>											
7-2-0	0-0-0	0-1-0		NON-CONFERENCE	0-0-0		2-1-0		5-0-0		
2-1-0	0-0-0	0-1-0		HOME	0-0-0		1-0-0		1-0-0		
4-1-0	0-0-0	0-0-		AWAY	0-0-0		1-1-0		3-0-0		
1-0-0	0-0-0	0-0-0		NEUTRAL	0-0-0		0-0-0		1-0-0		
<hr/>											
4-5-2	0-0-0	0-0-0		CONFERENCE	1-1-2		2-1-0		1-3-0		
2-1-2	0-0-0	0-0-0		HOME	1-0-2		1-0-0		0-1-0		
2-3-0	0-0-0	0-0-0		AWAY	0-0-0		1-1-0		1-2-0		
0-1-0	0-0-0	0-0-0		NEUTRAL	0-1-0		0-0-0		0-0-0		
<hr/>											
RPI S	Opponent	Score	RPI S	Opponent	Score	RPI S	Opponent	Score	RPI S	Opponent	Score
			34 H	Ole Miss	2 5	77 H	Tulsa	0 0	105 H	South Ala.	3 2
						77 N	Tulsa	0 1	107 A	Charlotte	0 1
						78 H	North Texas	2 1	118 A	Marshall	1 0
						90 H	UTEP	1 1	129 A	Alabama	0 1
									141 H	East Carolina	3 2
									148 A	Coastal Caro.	3 1
									167 H	FIU	2 3
									173 A	Middle Tenn.	0 2
									174 A	Vanderbilt	3 1
									237 H	Troy	6 2
									256 A	Fla. Atlantic	0 2
									273 A	Old Dominion	2 0
									284 A	UALR	3 1
									314 N	Francis Marion	2 0
									320 A	South Carolina St.	3 2
<hr/>											
LAST 10 GAMES											
			77 N	Tulsa	0 1	107 A	Charlotte	0 1			
			256 A	Fla. Atlantic	0 2	167 H	FIU	2 3			
			78 H	North Texas	2 1	141 H	East Carolina	3 2			
			77 H	Tulsa	0 0	90 H	UTEP	1 1			
			273 A	Old Dominion	2 0	118 A	Marshall	1 0			

Non-Div. I Games:

UAB

Average RPI Win: 252		WON-LOST RECORD		WINNING PCT. RANK		LAST 10 GAMES		STRENGTH OF SCHEDULE		OPP. STRENGTH OF SCHEDULE		TEAM RPI		ADJ RPI		CONF. RPI		ADJ CONF. RPI	
DIV. I ONLY		8-5-6		.57895 101		3-2-5		186		181		145		.50674 144		13		13	
DIV. I NON-CONF.		4-2-1		.64286 86		0-0-0		299		263		203		.46751 203		15		15	
TOTALS		RPI 1-25		RPI 26-50		W-L RECORDS		RPI 51-100		RPI 101-150		RPI 150+							
8-5-6		0-0-0		0-1-0		OVERALL		0-2-3		1-2-1		7-0-2							
5-2-2		0-0-0		0-0-0		HOME		0-1-1		0-1-0		5-0-1							
3-3-4		0-0-0		0-1-0		AWAY		0-1-2		1-1-1		2-0-1							
0-0-0		0-0-0		0-0-0		NEUTRAL		0-0-0		0-0-0		0-0-0							
4-2-1		0-0-0		0-0-0		NON-CONFERENCE		0-0-0		0-2-0		4-0-1							
2-1-0		0-0-0		0-0-0		HOME		0-0-0		0-1-0		2-0-0							
2-1-1		0-0-0		0-0-		AWAY		0-0-0		0-1-0		2-0-1							
0-0-0		0-0-0		0-0-0		NEUTRAL		0-0-0		0-0-0		0-0-0							
4-3-5		0-0-0		0-1-0		CONFERENCE		0-2-3		1-0-1		3-0-1							
3-1-2		0-0-0		0-0-0		HOME		0-1-1		0-0-0		3-0-1							
1-2-3		0-0-0		0-1-0		AWAY		0-1-2		1-0-1		0-0-0							
0-0-0		0-0-0		0-0-0		NEUTRAL		0-0-0		0-0-0		0-0-0							
RPI	S	Opponent		Score	RPI	S	Opponent		Score	RPI	S	Opponent		Score					
					46	A	Furman		0 2	74	A	Elon		1 1					
										74	H	Elon		0 1					
										85	A	Samford		1 2					
										96	A	UNC Greensboro		0 0					
										96	H	UNC Greensboro		0 0					
										147	A	Winthrop		0 1					
										148	H	Coastal Caro.		0 2					
										149	A	Western Caro.		1 0					
										150	A	Appalachian St.		0 0					
										178	H	Davidson		0 0					
										191	A	Presbyterian		2 1					
										236	H	Ga. Southern		2 0					
										246	H	Citadel		2 0					
										276	H	UNC Asheville		1 0					
										279	A	USC Upstate		0 0					
										295	H	Chattanooga		5 1					
										306	A	Gardner-Webb		2 1					
										314	H	Francis Marion		3 0					
LAST 10 GAMES																			
					74	H	Elon		0 1	149	A	Western Caro.		1 0					
					96	A	UNC Greensboro		0 0	150	A	Appalachian St.		0 0					
					46	A	Furman		0 2	96	H	UNC Greensboro		0 0					
					236	H	Ga. Southern		2 0	74	A	Elon		1 1					
					178	H	Davidson		0 0	295	H	Chattanooga		5 1					

Non-Div. I Games:

Wofford



Average RPI Win:	245	WON-LOST	WINNING	LAST 10	STRENGTH OF	OPP. STRENGTH	TEAM	ADJ	CONF.	ADJ CONF.	
Average RPI Loss:	143	RECORD	PCT. RANK	GAMES	SCHEDULE	OF SCHEDULE	RPI	RPI	RPI	RPI	
DIV. I ONLY	12-7-2	.61905	80	6-3-1	200	291	147	.50619	145	29	29
DIV. I NON-CONF.	4-4-0	.5	146	0-0-0	180	211	164	.48601	164	30	30
TOTALS	RPI 1-25	RPI 26-50	W-L RECORDS	RPI 51-100	RPI 101-150	RPI 150+					
12-7-2	0-0-0	0-0-0	OVERALL	0-2-0	1-1-0	11-4-2					
7-0-1	0-0-0	0-0-0	HOME	0-0-0	1-0-0	6-0-1					
4-6-0	0-0-0	0-0-0	AWAY	0-1-0	0-1-0	4-4-0					
1-1-1	0-0-0	0-0-0	NEUTRAL	0-1-0	0-0-0	1-0-1					
4-4-0	0-0-0	0-0-0	NON-CONFERENCE	0-0-0	1-1-0	3-3-0					
3-0-0	0-0-0	0-0-0	HOME	0-0-0	1-0-0	2-0-0					
1-4-0	0-0-0	0-0-	AWAY	0-0-0	0-1-0	1-3-0					
0-0-0	0-0-0	0-0-0	NEUTRAL	0-0-0	0-0-0	0-0-0					
8-3-2	0-0-0	0-0-0	CONFERENCE	0-2-0	0-0-0	8-1-2					
4-0-1	0-0-0	0-0-0	HOME	0-0-0	0-0-0	4-0-1					
3-2-0	0-0-0	0-0-0	AWAY	0-1-0	0-0-0	3-1-0					
1-1-1	0-0-0	0-0-0	NEUTRAL	0-1-0	0-0-0	1-0-1					
RPI	S	Opponent	Score	RPI	S	Opponent	Score	RPI	S	Opponent	Score
						54 A Monmouth	0 2	102 A		Stony Brook	0 2
						54 N Monmouth	0 2	126 H		Yale	1 0
								164 A		Hartford	2 1
								172 A		Wagner	1 2
								186 A		Army	0 1
								210 H		American	1 0
								211 A		Central Conn. St.	1 3
								219 A		Rider	0 1
								227 A		Siena	3 0
								227 N		Siena	1 0
								231 H		Iona	2 0
								243 H		Marist	2 1
								268 H		Quinnipiac	0 0
								291 H		Manhattan	2 0
								291 N		Manhattan	0 0
								301 H		Niagara	4 0
								302 H		Holy Cross	2 1
								304 A		Canisius	6 1
								318 A		Saint Peter's	4 0
LAST 10 GAMES											
				54 N Monmouth	0 2	301 H Niagara	4 0				
				227 N Siena	1 0	231 H Iona	2 0				
				291 N Manhattan	0 0	304 A Canisius	6 1				
				219 A Rider	0 1	291 H Manhattan	2 0				
				227 A Siena	3 0	54 A Monmouth	0 2				

Non-Div. I Games:

Fairfield

Average RPI Win:	247	WON-LOST	WINNING	LAST 10	STRENGTH OF	OPP. STRENGTH	TEAM	ADJ	CONF.	ADJ CONF.	
Average RPI Loss:	116	RECORD	PCT. RANK	GAMES	SCHEDULE	OF SCHEDULE	RPI	RPI	RPI	RPI	
DIV. I ONLY	8-6-3	.55882	114	4-4-2	161	195	143	.50559	146	8	8
DIV. I NON-CONF.	7-2-1	.75	41	3-0-0	260	292	134	.51148	135	9	9
<hr/>											
TOTALS	RPI 1-25	RPI 26-50		W-L RECORDS		RPI 51-100		RPI 101-150		RPI 150+	
8-6-3	0-0-0	0-1-0		OVERALL		0-3-2		1-0-0		7-2-1	
5-3-1	0-0-0	0-1-0		HOME		0-2-1		1-0-0		4-0-0	
3-2-2	0-0-0	0-0-0		AWAY		0-1-1		0-0-0		3-1-1	
0-1-0	0-0-0	0-0-0		NEUTRAL		0-0-0		0-0-0		0-1-0	
<hr/>											
7-2-1	0-0-0	0-0-0		NON-CONFERENCE		0-1-0		0-0-0		7-1-1	
4-1-0	0-0-0	0-0-0		HOME		0-1-0		0-0-0		4-0-0	
3-0-1	0-0-0	0-0-		AWAY		0-0-0		0-0-0		3-0-1	
0-1-0	0-0-0	0-0-0		NEUTRAL		0-0-0		0-0-0		0-1-0	
<hr/>											
1-4-2	0-0-0	0-1-0		CONFERENCE		0-2-2		1-0-0		0-1-0	
1-2-1	0-0-0	0-1-0		HOME		0-1-1		1-0-0		0-0-0	
0-2-1	0-0-0	0-0-0		AWAY		0-1-1		0-0-0		0-1-0	
0-0-0	0-0-0	0-0-0		NEUTRAL		0-0-0		0-0-0		0-0-0	
<hr/>											
RPI S	Opponent	Score	RPI S	Opponent	Score	RPI S	Opponent	Score	RPI S	Opponent	Score
			40 H Penn	0	1	52 H Harvard	1	2	126 H Yale	3	1
						54 H Monmouth	0	2	196 H Fairleigh Dickinson	2	0
						71 H Brown	0	0	201 A Cornell	0	2
						89 A Princeton	3	3	209 A North Florida	2	2
						94 A Dartmouth	2	4	239 H LIU Brooklyn	3	0
									254 H Lafayette	3	2
									256 N Fla. Atlantic	1	2
									267 H NJIT	2	0
									291 A Manhattan	3	2
									292 A Sacred Heart	1	0
									310 A Albany (NY)	3	0
<hr/>											
LAST 10 GAMES											
	52 H Harvard	1	2	40 H Penn	0	1					
	126 H Yale	3	1	267 H NJIT	2	0					
	94 A Dartmouth	2	4	71 H Brown	0	0					
	89 A Princeton	3	3	239 H LIU Brooklyn	3	0					
	254 H Lafayette	3	2	201 A Cornell	0	2					

Non-Div. I Games:

Columbia

Average RPI Win:	217	WON-LOST	WINNING	LAST 10	STRENGTH OF	OPP. STRENGTH	TEAM	ADJ	CONF.	ADJ CONF.	
Average RPI Loss:	195	RECORD	PCT. RANK	GAMES	SCHEDULE	OF SCHEDULE	RPI	RPI	RPI	RPI	
DIV. I ONLY	10-5-3	.63889	68	5-3-2	221	265	146	.50529	147	21	21
DIV. I NON-CONF.	3-1-1	.7	62	0-0-0	307	275	180	.47614	182	27	27
<hr/>											
TOTALS	RPI 1-25	RPI 26-50		W-L RECORDS		RPI 51-100		RPI 101-150		RPI 150+	
10-5-3	0-0-0	0-0-0		OVERALL		1-1-1		3-0-1		6-4-1	
5-2-1	0-0-0	0-0-0		HOME		1-0-0		1-0-1		3-2-0	
5-3-1	0-0-0	0-0-0		AWAY		0-1-0		2-0-0		3-2-1	
0-0-1	0-0-0	0-0-0		NEUTRAL		0-0-1		0-0-0		0-0-0	
<hr/>											
3-1-1	0-0-0	0-0-0		NON-CONFERENCE		0-0-0		1-0-0		2-1-1	
2-0-0	0-0-0	0-0-0		HOME		0-0-0		1-0-0		1-0-0	
1-1-1	0-0-0	0-0-		AWAY		0-0-0		0-0-0		1-1-1	
0-0-0	0-0-0	0-0-0		NEUTRAL		0-0-0		0-0-0		0-0-0	
<hr/>											
7-4-2	0-0-0	0-0-0		CONFERENCE		1-1-1		2-0-1		4-3-0	
3-2-1	0-0-0	0-0-0		HOME		1-0-0		0-0-1		2-2-0	
4-2-0	0-0-0	0-0-0		AWAY		0-1-0		2-0-0		2-1-0	
0-0-1	0-0-0	0-0-0		NEUTRAL		0-0-1		0-0-0		0-0-0	
<hr/>											
RPI S	Opponent	Score	RPI S	Opponent	Score	RPI S	Opponent	Score	RPI S	Opponent	Score
						68 H	Liberty	3 1	131 A	High Point	2 1
						86 A	Radford	1 2	144 H	Wofford	1 0
						86 N	Radford	1 1	148 A	Coastal Caro.	1 0
						148 H	Coastal Caro.	0 0	170 H	Longwood	0 3
						178 H	Davidson	2 1	191 H	Presbyterian	0 1
						246 A	Citadel	2 2	249 A	East Tenn. St.	0 2
						276 H	UNC Asheville	1 0	278 H	Campbell	3 1
						281 A	Charleston So.	0 3	306 A	Gardner-Webb	4 1
						321 A	VMI	4 0	324 A	Alabama A&M	11 1
						<hr/>					
						LAST 10 GAMES					
						86 N	Radford	1 1	278 H	Campbell	3 1
						148 H	Coastal Caro.	0 0	281 A	Charleston So.	0 3
						191 H	Presbyterian	0 1	148 A	Coastal Caro.	1 0
						86 A	Radford	1 2	276 H	UNC Asheville	1 0
						68 H	Liberty	3 1	321 A	VMI	4 0

Non-Div. I Games: Anderson (SC) 5 1

Winthrop

Average RPI Win:	232	WON-LOST	WINNING	LAST 10	STRENGTH OF	OPP. STRENGTH	TEAM	ADJ	CONF.	ADJ CONF.	
Average RPI Loss:	127	RECORD	PCT. RANK	GAMES	SCHEDULE	OF SCHEDULE	RPI	RPI	RPI	RPI	
DIV. I ONLY	10-8-2	.55	118	6-3-1	155	234	148	.50405	148	21	21
DIV. I NON-CONF.	3-4-1	.4375	198	0-0-0	117	190	156	.49171	156	27	27
TOTALS	RPI 1-25	RPI 26-50	W-L RECORDS		RPI 51-100	RPI 101-150		RPI 150+			
10-8-2	0-0-0	0-0-0	OVERALL		1-2-0	1-4-1		8-2-1			
5-3-0	0-0-0	0-0-0	HOME		1-1-0	0-2-0		4-0-0			
4-4-2	0-0-0	0-0-0	AWAY		0-1-0	1-1-1		3-2-1			
1-1-0	0-0-0	0-0-0	NEUTRAL		0-0-0	0-1-0		1-0-0			
3-4-1	0-0-0	0-0-0	NON-CONFERENCE		0-1-0	1-2-0		2-1-1			
0-2-0	0-0-0	0-0-0	HOME		0-1-0	0-1-0		0-0-0			
2-1-1	0-0-0	0-0-	AWAY		0-0-0	1-0-0		1-1-1			
1-1-0	0-0-0	0-0-0	NEUTRAL		0-0-0	0-1-0		1-0-0			
7-4-1	0-0-0	0-0-0	CONFERENCE		1-1-0	0-2-1		6-1-0			
5-1-0	0-0-0	0-0-0	HOME		1-0-0	0-1-0		4-0-0			
2-3-1	0-0-0	0-0-0	AWAY		0-1-0	0-1-1		2-1-0			
0-0-0	0-0-0	0-0-0	NEUTRAL		0-0-0	0-0-0		0-0-0			
RPI S	Opponent	Score	RPI S	Opponent	Score	RPI S	Opponent	Score	RPI S	Opponent	Score
						68 A	Liberty	0 1	114 N	VCU	1 2
						74 H	Elon	0 2	131 A	High Point	2 3
						86 H	Radford	1 0	143 H	UAB	1 3
									144 A	Wofford	2 0
									147 A	Winthrop	0 0
									147 H	Winthrop	0 1
									154 N	Kent St.	1 0
									165 A	UNC Wilmington	0 1
									170 A	Longwood	0 1
									178 A	Davidson	0 0
									191 A	Presbyterian	4 0
									276 H	UNC Asheville	5 0
									278 A	Campbell	4 1
									279 A	USC Upstate	4 0
									281 H	Charleston So.	1 0
									306 H	Gardner-Webb	7 0
									321 H	VMI	3 0
LAST 10 GAMES											
			147 A	Winthrop	0 0	278 A	Campbell	4 1			
			281 H	Charleston So.	1 0	147 H	Winthrop	0 1			
			68 A	Liberty	0 1	191 A	Presbyterian	4 0			
			86 H	Radford	1 0	131 A	High Point	2 3			
			276 H	UNC Asheville	5 0	306 H	Gardner-Webb	7 0			

Non-Div. I Games:

Coastal Caro.

Average RPI Win:	219	WON-LOST	WINNING	LAST 10	STRENGTH OF	OPP. STRENGTH	TEAM	ADJ	CONF.	ADJ CONF.	
Average RPI Loss:	102	RECORD	PCT. RANK	GAMES	SCHEDULE	OF SCHEDULE	RPI	RPI	RPI	RPI	
DIV. I ONLY	10-9-1	.525	143	5-5-0	149	177	149	.50167	149	13	13
DIV. I NON-CONF.	6-2-1	.72222	54	1-0-0	214	232	109	.52692	110	15	15
<hr/>											
TOTALS	RPI 1-25	RPI 26-50		W-L RECORDS		RPI 51-100		RPI 101-150		RPI 150+	
10-9-1	0-0-0	0-2-0		OVERALL		0-3-0		2-3-0		8-1-1	
3-5-1	0-0-0	0-1-0		HOME		0-2-0		2-2-0		1-0-1	
6-4-0	0-0-0	0-1-0		AWAY		0-1-0		0-1-0		6-1-0	
1-0-0	0-0-0	0-0-0		NEUTRAL		0-0-0		0-0-0		1-0-0	
<hr/>											
6-2-1	0-0-0	0-0-0		NON-CONFERENCE		0-0-0		1-2-0		5-0-1	
2-1-1	0-0-0	0-0-0		HOME		0-0-0		1-1-0		1-0-1	
3-1-0	0-0-0	0-0-		AWAY		0-0-0		0-1-0		3-0-0	
1-0-0	0-0-0	0-0-0		NEUTRAL		0-0-0		0-0-0		1-0-0	
<hr/>											
4-7-0	0-0-0	0-2-0		CONFERENCE		0-3-0		1-1-0		3-1-0	
1-4-0	0-0-0	0-1-0		HOME		0-2-0		1-1-0		0-0-0	
3-3-0	0-0-0	0-1-0		AWAY		0-1-0		0-0-0		3-1-0	
0-0-0	0-0-0	0-0-0		NEUTRAL		0-0-0		0-0-0		0-0-0	
<hr/>											
RPI S	Opponent	Score	RPI S	Opponent	Score	RPI S	Opponent	Score	RPI S	Opponent	Score
			46 A	Furman	0 2	74 A	Elon	1 3	107 H	Charlotte	0 1
			46 H	Furman	0 1	85 H	Samford	1 2	115 H	Western Ky.	2 0
						96 H	UNC Greensboro	0 2	141 A	East Carolina	1 2
									144 H	Wofford	0 1
									150 H	Appalachian St.	1 0
									165 N	UNC Wilmington	2 1
									178 A	Davidson	1 2
									192 A	Mercer	2 0
									214 H	Lipscomb	2 0
									236 A	Ga. Southern	2 1
									246 A	Citadel	4 0
									249 H	East Tenn. St.	1 1
									264 A	Eastern Ky.	2 0
									295 A	Chattanooga	1 0
									314 A	Francis Marion	4 2
<hr/>											
LAST 10 GAMES											
			46 A	Furman	0 2	46 H	Furman	0 1			
			150 H	Appalachian St.	1 0	295 A	Chattanooga	1 0			
			246 A	Citadel	4 0	85 H	Samford	1 2			
			314 A	Francis Marion	4 2	236 A	Ga. Southern	2 1			
			144 H	Wofford	0 1	178 A	Davidson	1 2			

Non-Div. I Games:

Western Caro.

Average RPI Win: 254		WON-LOST	WINNING	LAST 10	STRENGTH OF		OPP. STRENGTH	TEAM	ADJ	CONF.	ADJ CONF.
Average RPI Loss: 119		RECORD	PCT. RANK	GAMES	SCHEDULE		OF SCHEDULE	RPI	RPI	RPI	RPI
DIV. I ONLY		8-7-4	.52632	137	5-3-2		163	168	151	.50091	150
DIV. I NON-CONF.		4-4-0	.5	146	1-0-0		233	217	202	.46777	202
TOTALS		RPI 1-25	RPI 26-50		W-L RECORDS		RPI 51-100		RPI 101-150		RPI 150+
8-7-4		0-1-0	0-0-1		OVERALL		0-2-2		0-2-1		8-2-0
3-3-3		0-0-0	0-0-1		HOME		0-1-1		0-0-1		3-2-0
4-4-1		0-1-0	0-0-0		AWAY		0-1-1		0-2-0		4-0-0
1-0-0		0-0-0	0-0-0		NEUTRAL		0-0-0		0-0-0		1-0-0
4-4-0		0-1-0	0-0-0		NON-CONFERENCE		0-0-0		0-1-0		4-2-0
2-2-0		0-0-0	0-0-0		HOME		0-0-0		0-0-0		2-2-0
1-2-0		0-1-0	0-0-		AWAY		0-0-0		0-1-0		1-0-0
1-0-0		0-0-0	0-0-0		NEUTRAL		0-0-0		0-0-0		1-0-0
4-3-4		0-0-0	0-0-1		CONFERENCE		0-2-2		0-1-1		4-0-0
1-1-3		0-0-0	0-0-1		HOME		0-1-1		0-0-1		1-0-0
3-2-1		0-0-0	0-0-0		AWAY		0-1-1		0-1-0		3-0-0
0-0-0		0-0-0	0-0-0		NEUTRAL		0-0-0		0-0-0		0-0-0
RPI S	Opponent	Score		RPI S	Opponent	Score		RPI S	Opponent	Score	
21 A	Colorado Col.	0	4	46 H	Furman	0	0	74 H	Elon	3	3
								85 A	Samford	0	1
								85 H	Samford	1	2
								96 A	UNC Greensboro	1	1
								131 A	High Point	1	2
								144 H	Wofford	0	0
								149 A	Western Caro.	0	1
								178 A	Davidson	2	1
								180 H	Morehead St.	1	2
								185 H	Austin Peay	1	2
								236 A	Ga. Southern	3	1
								240 N	Southern Utah	2	1
								246 A	Citadel	9	3
								249 H	East Tenn. St.	2	1
								276 H	UNC Asheville	2	0
								295 H	Chattanooga	5	0
								314 A	Francis Marion	1	0
				LAST 10 GAMES							
				85 A	Samford	0	1	144 H	Wofford	0	0
				149 A	Western Caro.	0	1	85 H	Samford	1	2
				314 A	Francis Marion	1	0	295 H	Chattanooga	5	0
				246 A	Citadel	9	3	178 A	Davidson	2	1
				46 H	Furman	0	0	236 A	Ga. Southern	3	1

Non-Div. I Games:

Appalachian St.

Average RPI Win: 239		WON-LOST	WINNING	LAST 10	STRENGTH OF		OPP. STRENGTH	TEAM	ADJ	CONF.	ADJ CONF.
Average RPI Loss: 101		RECORD	PCT. RANK	GAMES	SCHEDULE		OF SCHEDULE	RPI	RPI	RPI	RPI
DIV. I ONLY		11-5-3	.65789	59	7-3-0		274	202	150	.50074	151
DIV. I NON-CONF.		4-2-3	.61111	102	0-0-0		282	207	179	.47707	180
TOTALS		RPI 1-25	RPI 26-50		W-L RECORDS		RPI 51-100		RPI 101-150		RPI 150+
11-5-3	0-0-0	0-0-0		OVERALL		1-4-0		0-1-0		10-0-3	
5-3-2	0-0-0	0-0-0		HOME		0-2-0		0-1-0		5-0-2	
6-1-1	0-0-0	0-0-0		AWAY		1-1-0		0-0-0		5-0-1	
0-1-0	0-0-0	0-0-0		NEUTRAL		0-1-0		0-0-0		0-0-0	
4-2-3	0-0-0	0-0-0		NON-CONFERENCE		1-1-0		0-1-0		3-0-3	
2-2-2	0-0-0	0-0-0		HOME		0-1-0		0-1-0		2-0-2	
2-0-1	0-0-0	0-0-		AWAY		1-0-0		0-0-0		1-0-1	
0-0-0	0-0-0	0-0-0		NEUTRAL		0-0-0		0-0-0		0-0-0	
7-3-0	0-0-0	0-0-0		CONFERENCE		0-3-0		0-0-0		7-0-0	
3-1-0	0-0-0	0-0-0		HOME		0-1-0		0-0-0		3-0-0	
4-1-0	0-0-0	0-0-0		AWAY		0-1-0		0-0-0		4-0-0	
0-1-0	0-0-0	0-0-0		NEUTRAL		0-1-0		0-0-0		0-0-0	
RPI S	Opponent	Score	RPI S	Opponent	Score	RPI S	Opponent	Score	RPI S	Opponent	Score
						88 A	Portland St.	1 2	142 H	Hawaii	0 1
						90 H	UTEP	3 4	159 H	UNLV	0 0
						93 H	Weber St.	1 2	162 H	Northern Colo.	1 0
						93 N	Weber St.	0 3	182 H	Idaho St.	2 1
						98 A	Long Beach St.	1 0	218 A	UC Riverside	1 1
									224 H	Lamar	3 2
									240 A	Southern Utah	3 2
									253 A	Montana	2 1
									258 A	Sacramento St.	3 0
									294 A	Eastern Wash.	2 0
									297 A	Bakersfield	1 0
									299 H	Colorado St.	1 1
									307 H	Grand Canyon	1 0
									311 H	North Dakota	2 0
LAST 10 GAMES											
						93 N	Weber St.	0 3	88 A	Portland St.	1 2
						294 A	Eastern Wash.	2 0	258 A	Sacramento St.	3 0
						253 A	Montana	2 1	93 H	Weber St.	1 2
						311 H	North Dakota	2 0	182 H	Idaho St.	2 1
						162 H	Northern Colo.	1 0	240 A	Southern Utah	3 2

Non-Div. I Games:

Northern Ariz.

Average RPI Win:	236	WON-LOST	WINNING	LAST 10	STRENGTH OF	OPP. STRENGTH	TEAM	ADJ	CONF.	ADJ CONF.				
Average RPI Loss:	102	RECORD	PCT. RANK	GAMES	SCHEDULE	OF SCHEDULE	RPI	RPI	RPI	RPI				
DIV. I ONLY	7-8-3	.47222	177	3-6-1	106	196	152	.50052	152	15	14			
DIV. I NON-CONF.	4-4-2	.5	146	0-2-0	78	205	122	.52084	122	13	13			
<hr/>														
TOTALS	RPI 1-25	RPI 26-50		W-L RECORDS	RPI 51-100		RPI 101-150		RPI 150+					
7-8-3	0-0-0	0-1-0		OVERALL	0-5-0		0-0-1		7-2-2					
4-6-2	0-0-0	0-1-0		HOME	0-4-0		0-0-1		4-1-1					
3-2-1	0-0-0	0-0-0		AWAY	0-1-0		0-0-0		3-1-1					
0-0-0	0-0-0	0-0-0		NEUTRAL	0-0-0		0-0-0		0-0-0					
<hr/>														
4-4-2	0-0-0	0-1-0		NON-CONFERENCE	0-3-0		0-0-1		4-0-1					
2-4-2	0-0-0	0-1-0		HOME	0-3-0		0-0-1		2-0-1					
2-0-0	0-0-0	0-0-		AWAY	0-0-0		0-0-0		2-0-0					
0-0-0	0-0-0	0-0-0		NEUTRAL	0-0-0		0-0-0		0-0-0					
<hr/>														
3-4-1	0-0-0	0-0-0		CONFERENCE	0-2-0		0-0-0		3-2-1					
2-2-0	0-0-0	0-0-0		HOME	0-1-0		0-0-0		2-1-0					
1-2-1	0-0-0	0-0-0		AWAY	0-1-0		0-0-0		1-1-1					
0-0-0	0-0-0	0-0-0		NEUTRAL	0-0-0		0-0-0		0-0-0					
<hr/>														
RPI S	Opponent	Score	RPI S	Opponent	Score	RPI S	Opponent	Score	RPI S	Opponent	Score			
			40 H	Penn	0 1	63 A	La Salle	0 6	127 H	UMBC	0 0			
			68 H	Liberty	0 3	164 H	Hartford	0 0						
			70 H	Dayton	2 3	170 H	Longwood	5 1						
			89 H	Princeton	0 1	189 H	Massachusetts	1 2						
			92 H	Hofstra	0 2	205 A	George Washington	2 0						
			206 A	St. Bonaventure	2 3									
			212 A	Fordham	1 1									
			216 H	George Mason	1 0									
			239 A	LIU Brooklyn	1 0									
			268 A	Quinnipiac	3 2									
			270 H	Loyola Maryland	1 0									
			282 H	Rhode Island	2 1									
			<hr/>											
			LAST 10 GAMES											
			70 H	Dayton	2 3	205 A	George Washington	2 0						
216 H	George Mason	1 0	212 A	Fordham	1 1									
206 A	St. Bonaventure	2 3	189 H	Massachusetts	1 2									
282 H	Rhode Island	2 1	92 H	Hofstra	0 2									
63 A	La Salle	0 6	89 H	Princeton	0 1									

Non-Div. I Games:

Saint Joseph's





Average RPI Win: 235		WON-LOST	WINNING	LAST 10	STRENGTH OF		OPP. STRENGTH	TEAM	ADJ	CONF.	ADJ CONF.
Average RPI Loss: 150		RECORD	PCT. RANK	GAMES	SCHEDULE		OF SCHEDULE	RPI	RPI	RPI	RPI
DIV. I ONLY		12-7-1	.625	75	6-3-1		260	210	154	.49834	154
DIV. I NON-CONF.		5-3-0	.625	91	0-0-0		275	216	165	.48545	165
TOTALS		RPI 1-25	RPI 26-50		W-L RECORDS		RPI 51-100		RPI 101-150		RPI 150+
12-7-1	0-0-0	0-0-0		OVERALL		1-1-1		0-4-0		11-2-0	
7-2-0	0-0-0	0-0-0		HOME		1-1-0		0-0-0		6-1-0	
5-4-1	0-0-0	0-0-0		AWAY		0-0-1		0-3-0		5-1-0	
0-1-0	0-0-0	0-0-0		NEUTRAL		0-0-0		0-1-0		0-0-0	
5-3-0	0-0-0	0-0-0		NON-CONFERENCE		0-0-0		0-3-0		5-0-0	
4-0-0	0-0-0	0-0-0		HOME		0-0-0		0-0-0		4-0-0	
1-2-0	0-0-0	0-0-		AWAY		0-0-0		0-2-0		1-0-0	
0-1-0	0-0-0	0-0-0		NEUTRAL		0-0-0		0-1-0		0-0-0	
7-4-1	0-0-0	0-0-0		CONFERENCE		1-1-1		0-1-0		6-2-0	
3-2-0	0-0-0	0-0-0		HOME		1-1-0		0-0-0		2-1-0	
4-2-1	0-0-0	0-0-0		AWAY		0-0-1		0-1-0		4-1-0	
0-0-0	0-0-0	0-0-0		NEUTRAL		0-0-0		0-0-0		0-0-0	
RPI S	Opponent	Score	RPI S	Opponent	Score	RPI S	Opponent	Score	RPI S	Opponent	Score
						95 H	Eastern Mich.	0 2	118 A	Marshall	0 3
						97 A	Western Mich.	1 1	122 A	Miami (OH)	0 1
						97 H	Western Mich.	3 2	138 A	Cincinnati	1 2
									148 N	Coastal Caro.	0 1
									163 H	Central Mich.	0 1
									198 H	Valparaiso	1 0
									199 A	Ball St.	1 0
									206 H	St. Bonaventure	3 2
									215 A	Ohio	2 1
									242 A	Toledo	3 1
									250 A	Buffalo	1 0
									255 H	Cleveland St.	1 0
									261 A	Col. of Charleston	1 0
									269 A	Northern Ill.	1 2
									274 H	Akron	2 0
									312 H	Youngstown St.	3 0
									313 H	Bowling Green	5 1
LAST 10 GAMES											
			97 A	Western Mich.	1 1	97 H	Western Mich.	3 2			
			215 A	Ohio	2 1	274 H	Akron	2 0			
			242 A	Toledo	3 1	250 A	Buffalo	1 0			
			269 A	Northern Ill.	1 2	122 A	Miami (OH)	0 1			
			95 H	Eastern Mich.	0 2	199 A	Ball St.	1 0			

Non-Div. I Games:

Kent St.

Average RPI Win:	245	WON-LOST	WINNING	LAST 10	STRENGTH OF	OPP. STRENGTH	TEAM	ADJ	CONF.	ADJ CONF.	
Average RPI Loss:	119	RECORD	PCT. RANK	GAMES	SCHEDULE	OF SCHEDULE	RPI	RPI	RPI	RPI	
DIV. I ONLY	9-5-5	.60526	90	6-2-2	239	201	155	.49814	155	25	25
DIV. I NON-CONF.	3-3-3	.5	146	0-0-0	242	158	195	.47108	193	24	24
<hr/>											
TOTALS	RPI 1-25	RPI 26-50		W-L RECORDS		RPI 51-100		RPI 101-150		RPI 150+	
9-5-5	0-0-0	0-0-0		OVERALL		0-2-0		1-2-2		8-1-3	
4-2-0	0-0-0	0-0-0		HOME		0-0-0		1-1-0		3-1-0	
4-3-5	0-0-0	0-0-0		AWAY		0-2-0		0-1-2		4-0-3	
1-0-0	0-0-0	0-0-0		NEUTRAL		0-0-0		0-0-0		1-0-0	
<hr/>											
3-3-3	0-0-0	0-0-0		NON-CONFERENCE		0-2-0		0-1-1		3-0-2	
1-0-0	0-0-0	0-0-0		HOME		0-0-0		0-0-0		1-0-0	
1-3-3	0-0-0	0-0-		AWAY		0-2-0		0-1-1		1-0-2	
1-0-0	0-0-0	0-0-0		NEUTRAL		0-0-0		0-0-0		1-0-0	
<hr/>											
6-2-2	0-0-0	0-0-0		CONFERENCE		0-0-0		1-1-1		5-1-1	
3-2-0	0-0-0	0-0-0		HOME		0-0-0		1-1-0		2-1-0	
3-0-2	0-0-0	0-0-0		AWAY		0-0-0		0-0-1		3-0-1	
0-0-0	0-0-0	0-0-0		NEUTRAL		0-0-0		0-0-0		0-0-0	
<hr/>											
RPI	S	Opponent	Score	RPI	S	Opponent	Score	RPI	S	Opponent	Score
						56 A UConn	0 1			102 A Stony Brook	1 1
						94 A Dartmouth	0 1			102 H Stony Brook	1 2
										114 A VCU	0 2
										127 H UMBC	2 1
										140 A Northeastern	1 1
										164 A Hartford	1 0
										172 A Wagner	1 1
										175 A Richmond	0 0
										211 H Central Conn. St.	2 1
										230 H Binghamton	2 0
										230 H Binghamton	2 3
										252 A Vermont	1 1
										257 A New Hampshire	1 0
										290 A Bryant	1 0
										302 N Holy Cross	1 0
										310 A Albany (NY)	2 1
										317 H UMass Lowell	3 1
<hr/>											
				LAST 10 GAMES							
						102 A Stony Brook	1 1			230 H Binghamton	2 3
						230 H Binghamton	2 0			317 H UMass Lowell	3 1
						102 H Stony Brook	1 2			252 A Vermont	1 1
						310 A Albany (NY)	2 1			164 A Hartford	1 0
						257 A New Hampshire	1 0			127 H UMBC	2 1

Non-Div. I Games:

Maine

Average RPI Win: 238		WON-LOST	WINNING	LAST 10	STRENGTH OF		OPP. STRENGTH	TEAM	ADJ	CONF.	ADJ CONF.
Average RPI Loss: 96		RECORD	PCT. RANK	GAMES	SCHEDULE		OF SCHEDULE	RPI	RPI	RPI	RPI
DIV. I ONLY		10-9-2	.52381	145	6-3-1		195	125	156	.49695	156
DIV. I NON-CONF.		5-5-1	.5	146	1-0-0		130	67	135	.51273	133
TOTALS		RPI 1-25	RPI 26-50		W-L RECORDS		RPI 51-100		RPI 101-150		RPI 150+
10-9-2	0-3-0	0-0-0		OVERALL		1-2-1		0-2-1		9-2-0	
7-2-0	0-0-0	0-0-0		HOME		1-1-0		0-1-0		6-0-0	
3-6-1	0-2-0	0-0-0		AWAY		0-1-1		0-1-0		3-2-0	
0-1-1	0-1-0	0-0-0		NEUTRAL		0-0-0		0-0-1		0-0-0	
5-5-1	0-3-0	0-0-0		NON-CONFERENCE		1-0-1		0-1-0		4-1-0	
3-1-0	0-0-0	0-0-0		HOME		1-0-0		0-1-0		2-0-0	
2-3-1	0-2-0	0-0-0		AWAY		0-0-1		0-0-0		2-1-0	
0-1-0	0-1-0	0-0-0		NEUTRAL		0-0-0		0-0-0		0-0-0	
5-4-1	0-0-0	0-0-0		CONFERENCE		0-2-0		0-1-1		5-1-0	
4-1-0	0-0-0	0-0-0		HOME		0-1-0		0-0-0		4-0-0	
1-3-0	0-0-0	0-0-0		AWAY		0-1-0		0-1-0		1-1-0	
0-0-1	0-0-0	0-0-0		NEUTRAL		0-0-0		0-0-1		0-0-0	
RPI S	Opponent	Score		RPI S	Opponent	Score		RPI S	Opponent	Score	
6 N	Marquette	1	4					81 A	Michigan St.	1	1
7 A	Michigan	1	6					82 A	Milwaukee	3	4
25 A	Notre Dame	0	4					82 H	Milwaukee	0	1
								97 H	Western Mich.	2	0
								112 A	Wright St.	1	2
								112 N	Wright St.	0	0
								127 H	Saint Francis (PA)	1	3
								160 H	Detroit	2	0
								179 A	Northwestern	0	2
								198 H	Valparaiso	2	0
								222 H	IPFW	3	0
								248 A	Green Bay	0	2
								255 A	Cleveland St.	1	0
								260 A	IUPUI	1	0
								263 H	Northern Ky.	2	1
								298 A	Eastern Ill.	5	1
								312 H	Youngstown St.	2	0
								312 H	Youngstown St.	6	2
LAST 10 GAMES											
	82 A Milwaukee	3	4		260 A IUPUI	1	0				
	112 N Wright St.	0	0		160 H Detroit	2	0				
	312 H Youngstown St.	6	2		312 H Youngstown St.	2	0				
	82 H Milwaukee	0	1		198 H Valparaiso	2	0				
	255 A Cleveland St.	1	0		112 A Wright St.	1	2				

Non-Div. I Games:

Oakland

Average RPI Win: 177		WON-LOST	WINNING	LAST 10	STRENGTH OF		OPP. STRENGTH	TEAM	ADJ	CONF.	ADJ CONF.		
Average RPI Loss: 120		RECORD	PCT. RANK	GAMES	SCHEDULE		OF SCHEDULE	RPI	RPI	RPI	RPI		
DIV. I ONLY		7-8-3	.47222	177	4-5-1		151	113	157	.49566	157		
DIV. I NON-CONF.		2-3-2	.42857	205	0-0-0		160	144	176	.48138	175		
TOTALS		RPI 1-25	RPI 26-50		W-L RECORDS		RPI 51-100		RPI 101-150		RPI 150+		
7-8-3	0-1-0	0-0-0		OVERALL		2-2-0		0-2-2		5-3-1			
3-5-1	0-1-0	0-0-0		HOME		1-2-0		0-2-1		2-0-0			
4-3-2	0-0-0	0-0-0		AWAY		1-0-0		0-0-1		3-3-1			
0-0-0	0-0-0	0-0-0		NEUTRAL		0-0-0		0-0-0		0-0-0			
2-3-2	0-0-0	0-0-0		NON-CONFERENCE		0-1-0		0-1-1		2-1-1			
1-2-0	0-0-0	0-0-0		HOME		0-1-0		0-1-0		1-0-0			
1-1-2	0-0-0	0-0-		AWAY		0-0-0		0-0-1		1-1-1			
0-0-0	0-0-0	0-0-0		NEUTRAL		0-0-0		0-0-0		0-0-0			
5-5-1	0-1-0	0-0-0		CONFERENCE		2-1-0		0-1-1		3-2-0			
2-3-1	0-1-0	0-0-0		HOME		1-1-0		0-1-1		1-0-0			
3-2-0	0-0-0	0-0-0		AWAY		1-0-0		0-0-0		2-2-0			
0-0-0	0-0-0	0-0-0		NEUTRAL		0-0-0		0-0-0		0-0-0			
RPI S	Opponent	Score		RPI S	Opponent	Score		RPI S	Opponent	Score			
21 H	Colorado Col.	3	4			51 H	Stephen F. Austin	0	1	101 H	LSU	0	1
						77 H	Tulsa	0	1	115 A	Western Ky.	0	0
						78 H	North Texas	4	0	118 H	Marshall	1	3
						90 A	UTEP	2	1	141 H	East Carolina	2	2
										167 A	FIU	2	5
										174 A	Vanderbilt	3	2
										184 A	Texas St.	0	0
										200 A	Southern Miss.	3	0
										203 A	Louisiana Tech	3	0
										208 A	UTSA	0	2
										213 A	New Mexico	0	3
										224 H	Lamar	5	3
										273 H	Old Dominion	5	2
LAST 10 GAMES													
118 H	Marshall	1	3	21 H	Colorado Col.	3	4						
203 A	Louisiana Tech	3	0	200 A	Southern Miss.	3	0						
141 H	East Carolina	2	2	77 H	Tulsa	0	1						
273 H	Old Dominion	5	2	78 H	North Texas	4	0						
167 A	FIU	2	5	208 A	UTSA	0	2						

Non-Div. I Games:

Rice

Average RPI Win:	186	WON-LOST RECORD	WINNING PCT. RANK	LAST 10 GAMES	STRENGTH OF SCHEDULE	OPP. STRENGTH OF SCHEDULE	TEAM RPI	ADJ RPI	CONF. RPI	ADJ CONF. RPI	
Average RPI Loss:	97										
DIV. I ONLY	6-10-3	.39474	225	5-3-2	80	153	158	.49548	158	15	14
DIV. I NON-CONF.	1-8-1	.15	299	0-1-0	23	143	191	.47345	190	13	13
<hr/>											
TOTALS	RPI 1-25	RPI 26-50		W-L RECORDS	RPI 51-100		RPI 101-150		RPI 150+		
6-10-3	0-0-0	0-4-0		OVERALL	1-2-0		1-1-0		4-3-3		
4-5-2	0-0-0	0-2-0		HOME	1-0-0		0-1-0		3-2-2		
2-5-0	0-0-0	0-2-0		AWAY	0-2-0		1-0-0		1-1-0		
0-0-1	0-0-0	0-0-0		NEUTRAL	0-0-0		0-0-0		0-0-1		
<hr/>											
1-8-1	0-0-0	0-4-0		NON-CONFERENCE	1-1-0		0-1-0		0-2-1		
1-5-1	0-0-0	0-2-0		HOME	1-0-0		0-1-0		0-2-1		
0-3-0	0-0-0	0-0-		AWAY	0-1-0		0-0-0		0-0-0		
0-0-0	0-0-0	0-0-0		NEUTRAL	0-0-0		0-0-0		0-0-0		
<hr/>											
5-2-2	0-0-0	0-0-0		CONFERENCE	0-1-0		1-0-0		4-1-2		
3-0-1	0-0-0	0-0-0		HOME	0-0-0		0-0-0		3-0-1		
2-2-0	0-0-0	0-0-0		AWAY	0-1-0		1-0-0		1-1-0		
0-0-1	0-0-0	0-0-0		NEUTRAL	0-0-0		0-0-0		0-0-1		
<hr/>											
RPI S	Opponent	Score	RPI S	Opponent	Score	RPI S	Opponent	Score	RPI S	Opponent	Score
			34 H	Ole Miss	0 2	66 A	Illinois St.	1 4	114 A	VCU	1 0
			37 A	Iowa	2 3	70 A	Dayton	2 3	132 H	Iowa St.	0 2
			38 A	Arkansas	0 2	97 H	Western Mich.	3 2	153 H	UT Martin	0 1
			43 H	DePaul	0 4				175 A	Richmond	1 0
									176 H	SIU Edwardsville	0 1
									189 H	Massachusetts	1 1
									189 N	Massachusetts	0 0
									206 H	St. Bonaventure	3 2
									216 A	George Mason	0 1
									217 H	Evansville	1 1
									241 H	Duquesne	3 0
									282 H	Rhode Island	1 0

Non-Div. I Games:

Saint Louis

Average RPI Win:		230	WON-LOST RECORD		WINNING PCT. RANK		LAST 10 GAMES		STRENGTH OF SCHEDULE		OPP. STRENGTH OF SCHEDULE		TEAM RPI		ADJ RPI		CONF. RPI		ADJ CONF. RPI	
DIV. I ONLY			10-8-3		.54762 122		4-5-1		197		204		160		.49508 159		23		23	
DIV. I NON-CONF.			5-3-2		.6 111		0-0-0		80		193		87		.54653 87		18		17	
TOTALS		RPI 1-25		RPI 26-50		W-L RECORDS		RPI 51-100		RPI 101-150		RPI 150+								
10-8-3		0-2-0		0-0-0		OVERALL		1-2-0		1-1-0		8-3-3								
6-1-0		0-0-0		0-0-0		HOME		1-0-0		1-1-0		4-0-0								
4-7-1		0-2-0		0-0-0		AWAY		0-2-0		0-0-0		4-3-1								
0-0-2		0-0-0		0-0-0		NEUTRAL		0-0-0		0-0-0		0-0-2								
5-3-2		0-2-0		0-0-0		NON-CONFERENCE		1-1-0		0-0-0		4-0-2								
2-0-0		0-0-0		0-0-0		HOME		1-0-0		0-0-0		1-0-0								
3-3-1		0-2-0		0-0-		AWAY		0-1-0		0-0-0		3-0-1								
0-0-1		0-0-0		0-0-0		NEUTRAL		0-0-0		0-0-0		0-0-1								
5-5-1		0-0-0		0-0-0		CONFERENCE		0-1-0		1-1-0		4-3-1								
4-1-0		0-0-0		0-0-0		HOME		0-0-0		1-1-0		3-0-0								
1-4-0		0-0-0		0-0-0		AWAY		0-1-0		0-0-0		1-3-0								
0-0-1		0-0-0		0-0-0		NEUTRAL		0-0-0		0-0-0		0-0-1								
RPI	S	Opponent		Score		RPI	S	Opponent		Score		RPI	S	Opponent		Score				
22	A	Colorado		1	3					80	A	San Diego St.	0	3	106	H	Boise St.	2	1	
23	A	Washington St.		0	2					84	A	UC Irvine	0	2	125	H	Utah St.	1	2	
										88	H	Portland St.	5	0	151	A	Northern Ariz.	0	0	
															162	N	Northern Colo.	1	1	
															189	A	Fresno St.	0	1	
															213	A	New Mexico	0	1	
															218	A	UC Riverside	3	2	
															239	H	LIU Brooklyn	3	2	
															247	A	Wyoming	3	2	
															247	N	Wyoming	1	1	
															258	A	Sacramento St.	1	0	
															262	H	Nevada	2	1	
															288	H	Air Force	3	1	
															296	A	Idaho	1	0	
															299	H	Colorado St.	1	0	
															300	A	San Jose St.	0	1	
LAST 10 GAMES																				
				247	N	Wyoming	1	1	80	A	San Diego St.	0	3							
				262	H	Nevada	2	1	299	H	Colorado St.	1	0							
				247	A	Wyoming	3	2	189	A	Fresno St.	0	1							
				288	H	Air Force	3	1	300	A	San Jose St.	0	1							
				213	A	New Mexico	0	1	125	H	Utah St.	1	2							

Non-Div. I Games:

UNLV

Non-Div. I Games:	Madonna	2	0	Marygrove	8	0
						Detroit



Average RPI Win:		234	WON-LOST RECORD		WINNING PCT. RANK		LAST 10 GAMES		STRENGTH OF SCHEDULE		OPP. STRENGTH OF SCHEDULE		TEAM RPI		ADJ RPI		CONF. RPI		ADJ CONF. RPI	
DIV. I ONLY			9-9-1		.5 147		5-4-1		175		137		162		.49384 161		18		18	
DIV. I NON-CONF.			3-5-0		.375 227		0-0-0		181		38		196		.47007 195		19		19	
TOTALS		RPI 1-25		RPI 26-50		W-L RECORDS		RPI 51-100		RPI 101-150		RPI 150+								
9-9-1		0-2-0		0-1-0		OVERALL		0-1-1		1-2-0		8-3-0								
5-2-1		0-0-0		0-1-0		HOME		0-1-1		0-0-0		5-0-0								
3-4-0		0-1-0		0-0-0		AWAY		0-0-0		1-0-0		2-3-0								
1-3-0		0-1-0		0-0-0		NEUTRAL		0-0-0		0-2-0		1-0-0								
3-5-0		0-2-0		0-1-0		NON-CONFERENCE		0-1-0		0-1-0		3-0-0								
1-2-0		0-0-0		0-1-0		HOME		0-1-0		0-0-0		1-0-0								
1-1-0		0-1-0		0-0-		AWAY		0-0-0		0-0-0		1-0-0								
1-2-0		0-1-0		0-0-0		NEUTRAL		0-0-0		0-1-0		1-0-0								
6-4-1		0-0-0		0-0-0		CONFERENCE		0-0-1		1-1-0		5-3-0								
4-0-1		0-0-0		0-0-0		HOME		0-0-1		0-0-0		4-0-0								
2-3-0		0-0-0		0-0-0		AWAY		0-0-0		1-0-0		1-3-0								
0-1-0		0-0-0		0-0-0		NEUTRAL		0-0-0		0-1-0		0-0-0								
RPI	S	Opponent		Score		RPI	S	Opponent		Score		RPI	S	Opponent		Score				
4	A	North Carolina		0	3	34	H	Ole Miss		1	2	67	H	FGCU		0	0			
24	N	Duke		0	1							85	H	Samford		0	3			
														117 A Jacksonville		2	1			
														117 N Jacksonville		0	2			
														135 N Oklahoma		0	2			
														192 A Mercer		1	2			
														209 A North Florida		1	4			
														214 H Lipscomb		2	1			
														214 H Lipscomb		1	0			
														232 A Georgia St.		1	0			
														233 H Stetson		1	0			
														237 H Troy		2	0			
														249 A East Tenn. St.		0	2			
														263 H Northern Ky.		2	0			
														279 A USC Upstate		3	1			
														315 N Tennessee Tech		1	0			
LAST 10 GAMES																				
117 N Jacksonville						0	2	233 H Stetson						1	0					
214 H Lipscomb						1	0	192 A Mercer						1	2					
209 A North Florida						1	4	249 A East Tenn. St.						0	2					
117 A Jacksonville						2	1	279 A USC Upstate						3	1					
67 H FGCU						0	0	263 H Northern Ky.						2	0					

**Non-Div. I Games:**

Kennesaw St.

Average RPI Win:		247	WON-LOST RECORD		WINNING PCT. RANK		LAST 10 GAMES		STRENGTH OF SCHEDULE		OPP. STRENGTH OF SCHEDULE		TEAM RPI		ADJ RPI		CONF. RPI		ADJ CONF. RPI	
DIV. I ONLY			9-6-5		.575 105		5-2-3		220		206		159		.49362 162		22		22	
DIV. I NON-CONF.			4-3-3		.55 136		0-0-1		213		192		160		.48621 163		23		23	
TOTALS		RPI 1-25		RPI 26-50		W-L RECORDS		RPI 51-100		RPI 101-150		RPI 150+								
9-6-5		0-2-0		0-0-0		OVERALL		0-2-1		1-1-0		8-1-4								
4-0-3		0-0-0		0-0-0		HOME		0-0-1		0-0-0		4-0-2								
4-4-1		0-0-0		0-0-0		AWAY		0-2-0		0-1-0		4-1-1								
1-2-1		0-2-0		0-0-0		NEUTRAL		0-0-0		1-0-0		0-0-1								
4-3-3		0-2-0		0-0-0		NON-CONFERENCE		0-0-0		1-1-0		3-0-3								
1-0-2		0-0-0		0-0-0		HOME		0-0-0		0-0-0		1-0-2								
2-1-0		0-0-0		0-0-		AWAY		0-0-0		0-1-0		2-0-0								
1-2-1		0-2-0		0-0-0		NEUTRAL		0-0-0		1-0-0		0-0-1								
5-3-2		0-0-0		0-0-0		CONFERENCE		0-2-1		0-0-0		5-1-1								
3-0-1		0-0-0		0-0-0		HOME		0-0-1		0-0-0		3-0-0								
2-3-1		0-0-0		0-0-0		AWAY		0-2-0		0-0-0		2-1-1								
0-0-0		0-0-0		0-0-0		NEUTRAL		0-0-0		0-0-0		0-0-0								
RPI	S	Opponent		Score		RPI	S	Opponent		Score		RPI	S	Opponent		Score				
17	N	Denver		0	3			88 A Portland St.		0	2	102	N	Stony Brook		1	0			
22	N	Colorado		0	3			88 A Portland St.		1	3	137	A	Creighton		1	4			
								93 H Weber St.		1	1	151	A	Northern Ariz.		0	1			
												159	N	UNLV		1	1			
												182	H	Idaho St.		2	0			
												240	A	Southern Utah		2	1			
												247	A	Wyoming		1	0			
												253	H	Montana		4	0			
												258	A	Sacramento St.		0	0			
												286	H	New Mexico St.		0	0			
												288	H	Air Force		1	0			
												294	H	Eastern Wash.		2	1			
												299	H	Colorado St.		2	2			
												303	A	Neb. Omaha		4	0			
												311	A	North Dakota		2	1			
LAST 10 GAMES																				
88 A Portland St.						0	2	151 A Northern Ariz.						0	1					
299 H Colorado St.						2	2	253 H Montana						4	0					
182 H Idaho St.						2	0	294 H Eastern Wash.						2	1					
93 H Weber St.						1	1	311 A North Dakota						2	1					
240 A Southern Utah						2	1	258 A Sacramento St.						0	0					




**Non-Div. I Games:**

Northern Colo.

Average RPI Win:		240	WON-LOST RECORD		WINNING PCT. RANK		LAST 10 GAMES		STRENGTH OF SCHEDULE		OPP. STRENGTH OF SCHEDULE		TEAM RPI		ADJ RPI		CONF. RPI		ADJ CONF. RPI			
Average RPI Loss:		89																				
DIV. I ONLY			8-11-1		.425 208		6-4-0		113		158		165		.48948 163		20		20			
DIV. I NON-CONF.			0-7-1		.0625 314		0-0-0		54		36		239		.44145 236		21		21			
TOTALS		RPI 1-25		RPI 26-50		W-L RECORDS		RPI 51-100		RPI 101-150		RPI 150+										
8-11-1		0-2-0		0-1-0		OVERALL		0-5-0		0-1-0		8-2-1										
4-4-1		0-0-0		0-0-0		HOME		0-3-0		0-0-0		4-1-1										
4-5-0		0-2-0		0-1-0		AWAY		0-0-0		0-1-0		4-1-0										
0-2-0		0-0-0		0-0-0		NEUTRAL		0-2-0		0-0-0		0-0-0										
0-7-1		0-2-0		0-1-0		NON-CONFERENCE		0-3-0		0-0-0		0-1-1										
0-1-1		0-0-0		0-0-0		HOME		0-1-0		0-0-0		0-0-1										
0-4-0		0-2-0		0-0-		AWAY		0-0-0		0-0-0		0-1-0										
0-2-0		0-0-0		0-0-0		NEUTRAL		0-2-0		0-0-0		0-0-0										
8-4-0		0-0-0		0-0-0		CONFERENCE		0-2-0		0-1-0		8-1-0										
4-3-0		0-0-0		0-0-0		HOME		0-2-0		0-0-0		4-1-0										
4-1-0		0-0-0		0-0-0		AWAY		0-0-0		0-1-0		4-0-0										
0-0-0		0-0-0		0-0-0		NEUTRAL		0-0-0		0-0-0		0-0-0										
RPI	S	Opponent		Score		RPI	S	Opponent		Score		RPI	S	Opponent		Score						
19	A	West Virginia		0	4	30	A	Indiana		1	2	55	N	Ohio St.		0	2	122	A	Miami (OH)	0	1
20	A	Portland		0	1							69	N	Washington		0	2	154	A	Kent St.	1	0
												70	H	Dayton		0	1	160	H	Detroit	2	2
												95	H	Eastern Mich.		0	3	199	H	Ball St.	1	0
												97	H	Western Mich.		0	1	199	H	Ball St.	1	2
														202 A Pittsburgh		0	1					
														215 A Ohio		2	1					
														242 H Toledo		1	0					
														250 A Buffalo		1	0					
														269 H Northern Ill.		3	0					
														274 A Akron		2	0					
														313 H Bowling Green		2	0					
LAST 10 GAMES																						
						199	H	Ball St.		1	2	274	A	Akron		2	0					
						313	H	Bowling Green		2	0	269	H	Northern Ill.		3	0					
						199	H	Ball St.		1	0	242	H	Toledo		1	0					
						122	A	Miami (OH)		0	1	95	H	Eastern Mich.		0	3					
						250	A	Buffalo		1	0	97	H	Western Mich.		0	1					

Non-Div. I Games:

Central Mich.

 Tie,  Loss,  Non-Conf, S Site, H Home, A Away, N Neutral Page 164

Average RPI Win:		192	WON-LOST RECORD		WINNING PCT. RANK		LAST 10 GAMES		STRENGTH OF SCHEDULE		OPP. STRENGTH OF SCHEDULE		TEAM RPI		ADJ RPI		CONF. RPI		ADJ CONF. RPI	
DIV. I ONLY			9-10-0		.47368 170		5-5-0		181		112		167		.48907 165		10		10	
DIV. I NON-CONF.			5-5-0		.5 146		1-0-0		201		132		167		.48449 167		10		10	
TOTALS		RPI 1-25		RPI 26-50		W-L RECORDS		RPI 51-100		RPI 101-150		RPI 150+								
9-10-0		0-1-0		1-1-0		OVERALL		0-3-0		3-5-0		5-0-0								
6-1-0		0-0-0		0-0-0		HOME		0-0-0		2-1-0		4-0-0								
3-7-0		0-1-0		1-1-0		AWAY		0-2-0		1-3-0		1-0-0								
0-2-0		0-0-0		0-0-0		NEUTRAL		0-1-0		0-1-0		0-0-0								
5-5-0		0-1-0		0-0-0		NON-CONFERENCE		0-1-0		2-3-0		3-0-0								
3-0-0		0-0-0		0-0-0		HOME		0-0-0		1-0-0		2-0-0								
2-3-0		0-1-0		0-0-		AWAY		0-0-0		1-2-0		1-0-0								
0-2-0		0-0-0		0-0-0		NEUTRAL		0-1-0		0-1-0		0-0-0								
4-5-0		0-0-0		1-1-0		CONFERENCE		0-2-0		1-2-0		2-0-0								
3-1-0		0-0-0		0-0-0		HOME		0-0-0		1-1-0		2-0-0								
1-4-0		0-0-0		1-1-0		AWAY		0-2-0		0-1-0		0-0-0								
0-0-0		0-0-0		0-0-0		NEUTRAL		0-0-0		0-0-0		0-0-0								
RPI S	Opponent		Score		RPI S	Opponent		Score		RPI S	Opponent		Score		RPI S	Opponent		Score		
14 A	South Carolina		0 2		45 A	James Madison		1 2		92 A	Hofstra		0 2		103 A	North Carolina St.		1 2		
					49 A	William & Mary		3 0		92 A	Hofstra		1 2		107 A	Charlotte		0 1		
										96 N	UNC Greensboro		0 2		113 H	Delaware		3 1		
															139 H	Drexel		0 1		
															140 A	Northeastern		1 2		
															141 A	East Carolina		3 2		
															148 H	Coastal Caro.		1 0		
															149 N	Western Caro.		1 2		
															170 H	Longwood		4 2		
															226 H	Towson		2 1		
															261 H	Col. of Charleston		1 0		
															309 H	A&M-Corpus Christi		4 2		
															314 A	Francis Marion		3 1		
LAST 10 GAMES																				
					92 A	Hofstra		0 2		261 H	Col. of Charleston		1 0							
					113 H	Delaware		3 1		226 H	Towson		2 1							
					139 H	Drexel		0 1		140 A	Northeastern		1 2							
					49 A	William & Mary		3 0		92 A	Hofstra		1 2							
					45 A	James Madison		1 2		314 A	Francis Marion		3 1							

Non-Div. I Games:

UNC Wilmington

Average RPI Win:	245	WON-LOST	WINNING	LAST 10	STRENGTH OF	OPP. STRENGTH	TEAM	ADJ	CONF.	ADJ CONF.	
Average RPI Loss:	123	RECORD	PCT. RANK	GAMES	SCHEDULE	OF SCHEDULE	RPI	RPI	RPI	RPI	
DIV. I ONLY	8-7-3	.52778	129	6-3-1	169	286	163	.48855	166	19	19
DIV. I NON-CONF.	3-4-2	.44444	190	1-0-0	158	302	194	.46872	200	20	20
<hr/>											
TOTALS	RPI 1-25	RPI 26-50		W-L RECORDS		RPI 51-100		RPI 101-150		RPI 150+	
8-7-3	0-0-0	0-1-0		OVERALL		0-1-0		0-3-0		8-2-3	
6-3-3	0-0-0	0-0-0		HOME		0-1-0		0-1-0		6-1-3	
2-3-0	0-0-0	0-1-0		AWAY		0-0-0		0-2-0		2-0-0	
0-1-0	0-0-0	0-0-0		NEUTRAL		0-0-0		0-0-0		0-1-0	
<hr/>											
3-4-2	0-0-0	0-1-0		NON-CONFERENCE		0-1-0		0-1-0		3-1-2	
3-3-2	0-0-0	0-0-0		HOME		0-1-0		0-1-0		3-1-2	
0-1-0	0-0-0	0-0-		AWAY		0-0-0		0-0-0		0-0-0	
0-0-0	0-0-0	0-0-0		NEUTRAL		0-0-0		0-0-0		0-0-0	
<hr/>											
5-3-1	0-0-0	0-0-0		CONFERENCE		0-0-0		0-2-0		5-1-1	
3-0-1	0-0-0	0-0-0		HOME		0-0-0		0-0-0		3-0-1	
2-2-0	0-0-0	0-0-0		AWAY		0-0-0		0-2-0		2-0-0	
0-1-0	0-0-0	0-0-0		NEUTRAL		0-0-0		0-0-0		0-1-0	
<hr/>											
RPI S	Opponent	Score	RPI S	Opponent	Score	RPI S	Opponent	Score	RPI S	Opponent	Score
			34 A	Ole Miss	0 4	79 H	Southeastern La.	1 2	105 A	South Ala.	2 4
									115 A	Western Ky.	0 2
									136 H	Nicholls St.	1 2
									184 H	Texas St.	5 2
									188 H	Arkansas St.	1 0
									188 N	Arkansas St.	1 2
									195 H	Northwestern St.	5 0
									203 H	Louisiana Tech	2 3
									232 A	Georgia St.	3 0
									237 H	Troy	0 0
									277 A	La.-Monroe	2 0
									284 H	UALR	2 1
									287 H	Prairie View	5 1
									305 H	Southern U.	1 1
									308 H	Jacksonville St.	1 1
									316 H	Mississippi Val.	3 0
<hr/>											
LAST 10 GAMES											
			188 N	Arkansas St.	1 2	284 H	UALR	2 1			
			237 H	Troy	0 0	277 A	La.-Monroe	2 0			
			105 A	South Ala.	2 4	115 A	Western Ky.	0 2			
			184 H	Texas St.	5 2	232 A	Georgia St.	3 0			
			188 H	Arkansas St.	1 0	316 H	Mississippi Val.	3 0			

Non-Div. I Games:

La.-Lafayette

Average RPI Win: 217		WON-LOST	WINNING	LAST 10	STRENGTH OF		OPP. STRENGTH	TEAM	ADJ	CONF.	ADJ CONF.
Average RPI Loss: 86		RECORD	PCT. RANK	GAMES	SCHEDULE		OF SCHEDULE	RPI	RPI	RPI	RPI
DIV. I ONLY		7-12-0	.36842	243	5-5-0		89	132	168	.48806	167
DIV. I NON-CONF.		2-6-0	.25	276	0-0-0		49	120	169	.48317	169
TOTALS		RPI 1-25	RPI 26-50		W-L RECORDS		RPI 51-100		RPI 101-150		RPI 150+
7-12-0	0-2-0	0-1-0		OVERALL		0-4-0		1-4-0		6-1-0	
3-6-0	0-1-0	0-0-0		HOME		0-2-0		0-3-0		3-0-0	
4-5-0	0-1-0	0-1-0		AWAY		0-1-0		1-1-0		3-1-0	
0-1-0	0-0-0	0-0-0		NEUTRAL		0-1-0		0-0-0		0-0-0	
2-6-0	0-1-0	0-1-0		NON-CONFERENCE		0-3-0		0-1-0		2-0-0	
1-3-0	0-1-0	0-0-0		HOME		0-2-0		0-0-0		1-0-0	
1-3-0	0-0-0	0-0-0		AWAY		0-1-0		0-1-0		1-0-0	
0-0-0	0-0-0	0-0-0		NEUTRAL		0-0-0		0-0-0		0-0-0	
5-6-0	0-1-0	0-0-0		CONFERENCE		0-1-0		1-3-0		4-1-0	
2-3-0	0-0-0	0-0-0		HOME		0-0-0		0-3-0		2-0-0	
3-2-0	0-1-0	0-0-0		AWAY		0-0-0		1-0-0		2-1-0	
0-1-0	0-0-0	0-0-0		NEUTRAL		0-1-0		0-0-0		0-0-0	
RPI S	Opponent	Score		RPI S	Opponent	Score		RPI S	Opponent	Score	
12 H	Florida	0	4	41 A	Illinois	0	4	67 H	FGCU	1	2
21 A	Colorado Col.	0	3					70 A	Dayton	0	4
								78 N	North Texas	1	4
								83 H	Arizona	2	4
								107 H	Charlotte	0	2
								117 A	Jacksonville	1	2
								118 H	Marshall	0	1
								141 H	East Carolina	1	2
								143 A	UAB	3	2
								157 H	Rice	5	2
								173 A	Middle Tenn.	0	1
								203 A	Louisiana Tech	3	2
								233 A	Stetson	2	0
								255 H	Cleveland St.	2	0
								256 A	Fla. Atlantic	1	0
								273 H	Old Dominion	4	0
LAST 10 GAMES											
	78 N	North Texas	1	4		141 H	East Carolina	1	2		
	118 H	Marshall	0	1		143 A	UAB	3	2		
	173 A	Middle Tenn.	0	1		203 A	Louisiana Tech	3	2		
	256 A	Fla. Atlantic	1	0		21 A	Colorado Col.	0	3		
	157 H	Rice	5	2		273 H	Old Dominion	4	0		

Non-Div. I Games:

FIU

Average RPI Win:	165	WON-LOST	WINNING	LAST 10	STRENGTH OF	OPP. STRENGTH	TEAM	ADJ	CONF.	ADJ CONF.			
Average RPI Loss:	86	RECORD	PCT. RANK	GAMES	SCHEDULE	OF SCHEDULE	RPI	RPI	RPI	RPI			
DIV. I ONLY		6-10-4	.4	223	1-7-2	130	84	170	.48789	168	9	9	
DIV. I NON-CONF.		5-4-2	.54545	143	0-1-0	129	78	118	.52487	116	8	8	
<hr/>													
TOTALS	RPI 1-25	RPI 26-50		W-L RECORDS		RPI 51-100		RPI 101-150		RPI 150+			
6-10-4	0-3-0	0-2-0		OVERALL		2-2-1		1-0-1		3-3-2			
5-4-1	0-0-0	0-2-0		HOME		2-1-0		0-0-0		3-1-1			
1-5-3	0-2-0	0-0-0		AWAY		0-1-1		1-0-1		0-2-1			
0-1-0	0-1-0	0-0-0		NEUTRAL		0-0-0		0-0-0		0-0-0			
5-4-2	0-1-0	0-1-0		NON-CONFERENCE		1-1-1		1-0-1		3-1-0			
4-2-0	0-0-0	0-1-0		HOME		1-0-0		0-0-0		3-1-0			
1-1-2	0-0-0	0-0-		AWAY		0-1-1		1-0-1		0-0-0			
0-1-0	0-1-0	0-0-0		NEUTRAL		0-0-0		0-0-0		0-0-0			
1-6-2	0-2-0	0-1-0		CONFERENCE		1-1-0		0-0-0		0-2-2			
1-2-1	0-0-0	0-1-0		HOME		1-1-0		0-0-0		0-0-1			
0-4-1	0-2-0	0-0-0		AWAY		0-0-0		0-0-0		0-2-1			
0-0-0	0-0-0	0-0-0		NEUTRAL		0-0-0		0-0-0		0-0-0			
RPI	S	Opponent	Score	RPI	S	Opponent	Score	RPI	S	Opponent	Score		
8	N	Nebraska	0 3	28	H	BYU	0 2	52	H	Harvard	1 0	123 A Oregon	1 1
11	A	Santa Clara	0 9	39	H	California	0 3	61	H	Pepperdine	2 0	124 A Kansas	1 0
20	A	Portland	0 1					88	A	Portland St.	0 0	160 H Detroit	0 1
								91	H	San Diego	0 1	177 A St. Mary's (CA)	0 1
								98	A	Long Beach St.	0 1	193 H UC Davis	1 0
												228 A Gonzaga	0 1
												244 H Loyola Marymount	1 1
												262 H Nevada	2 0
												265 A Pacific	1 1
												300 H San Jose St.	2 1
<hr/>													
LAST 10 GAMES													
20	A	Portland	0 1	265	A	Pacific	1 1						
228	A	Gonzaga	0 1	91	H	San Diego	0 1						
244	H	Loyola Marymount	1 1	28	H	BYU	0 2						
61	H	Pepperdine	2 0	177	A	St. Mary's (CA)	0 1						
11	A	Santa Clara	0 9	39	H	California	0 3						

Non-Div. I Games:

San Francisco



Average RPI Win: 247		WON-LOST	WINNING	LAST 10	STRENGTH OF		OPP. STRENGTH	TEAM	ADJ	CONF.	ADJ CONF.
Average RPI Loss: 116		RECORD	PCT. RANK	GAMES	SCHEDULE		OF SCHEDULE	RPI	RPI	RPI	RPI
DIV. I ONLY		8-10-1	.44737	192	5-5-0		114	215	166	.48731	169
DIV. I NON-CONF.		2-4-1	.35714	240	0-0-0		188	279	241	.43788	242
TOTALS		RPI 1-25	RPI 26-50		W-L RECORDS		RPI 51-100		RPI 101-150		RPI 150+
8-10-1	0-0-0	0-0-0		OVERALL		0-5-0		1-2-0		7-3-1	
5-3-0	0-0-0	0-0-0		HOME		0-3-0		0-0-0		5-0-0	
2-6-0	0-0-0	0-0-0		AWAY		0-1-0		0-2-0		2-3-0	
1-1-1	0-0-0	0-0-0		NEUTRAL		0-1-0		1-0-0		0-0-1	
2-4-1	0-0-0	0-0-0		NON-CONFERENCE		0-1-0		0-1-0		2-2-1	
2-0-0	0-0-0	0-0-0		HOME		0-0-0		0-0-0		2-0-0	
0-4-0	0-0-0	0-0-		AWAY		0-1-0		0-1-0		0-2-0	
0-0-1	0-0-0	0-0-0		NEUTRAL		0-0-0		0-0-0		0-0-1	
6-6-0	0-0-0	0-0-0		CONFERENCE		0-4-0		1-1-0		5-1-0	
3-3-0	0-0-0	0-0-0		HOME		0-3-0		0-0-0		3-0-0	
2-2-0	0-0-0	0-0-0		AWAY		0-0-0		0-1-0		2-1-0	
1-1-0	0-0-0	0-0-0		NEUTRAL		0-1-0		1-0-0		0-0-0	
RPI S	Opponent	Score	RPI S	Opponent	Score	RPI S	Opponent	Score	RPI S	Opponent	Score
						51 H	Stephen F. Austin	0 1	120 A	SMU	0 4
						51 N	Stephen F. Austin	1 2	136 A	Nicholls St.	2 3
						57 H	Oral Roberts	1 2	136 N	Nicholls St.	1 0
						78 A	North Texas	0 3	184 A	Texas St.	1 2
						79 H	Southeastern La.	0 1	194 N	South Dakota St.	0 0
									195 A	Northwestern St.	1 2
									197 H	Central Ark.	1 0
									208 A	UTSA	0 1
									224 H	Lamar	5 2
									245 A	Houston Baptist	1 0
									259 A	McNeese St.	1 0
									287 H	Prairie View	3 0
									309 H	A&M-Corpus Christi	2 0
									322 H	Texas Southern	6 0
LAST 10 GAMES											
			51 N	Stephen F. Austin	1 2	309 H	A&M-Corpus Christi	2 0			
			136 N	Nicholls St.	1 0	57 H	Oral Roberts	1 2			
			136 A	Nicholls St.	2 3	197 H	Central Ark.	1 0			
			245 A	Houston Baptist	1 0	224 H	Lamar	5 2			
			79 H	Southeastern La.	0 1	51 H	Stephen F. Austin	0 1			

Non-Div. I Games: Abilene Christian 1 2 Incarnate Word 3 1

Sam Houston St.

Average RPI Win:	208	WON-LOST RECORD	WINNING PCT. RANK	LAST 10 GAMES	STRENGTH OF SCHEDULE	OPP. STRENGTH OF SCHEDULE	TEAM RPI	ADJ RPI	CONF. RPI	ADJ CONF. RPI	
Average RPI Loss:	130										
DIV. I ONLY	9-9-2	.5	147	6-4-0	191	185	171	.48653	170	21	21
DIV. I NON-CONF.	1-5-2	.25	276	0-0-0	170	136	251	.43412	246	27	27
<hr/>											
TOTALS	RPI 1-25	RPI 26-50		W-L RECORDS	RPI 51-100		RPI 101-150		RPI 150+		
9-9-2	0-0-0	0-1-0		OVERALL	1-2-0		3-3-0		5-3-2		
3-5-1	0-0-0	0-1-0		HOME	0-2-0		2-1-0		1-1-1		
5-4-1	0-0-0	0-0-0		AWAY	0-0-0		1-2-0		4-2-1		
1-0-0	0-0-0	0-0-0		NEUTRAL	1-0-0		0-0-0		0-0-0		
<hr/>											
1-5-2	0-0-0	0-1-0		NON-CONFERENCE	1-0-0		0-2-0		0-2-2		
0-1-1	0-0-0	0-1-0		HOME	0-0-0		0-0-0		0-0-1		
0-4-1	0-0-0	0-0-		AWAY	0-0-0		0-2-0		0-2-1		
1-0-0	0-0-0	0-0-0		NEUTRAL	1-0-0		0-0-0		0-0-0		
<hr/>											
8-4-0	0-0-0	0-0-0		CONFERENCE	0-2-0		3-1-0		5-1-0		
3-4-0	0-0-0	0-0-0		HOME	0-2-0		2-1-0		1-1-0		
5-0-0	0-0-0	0-0-0		AWAY	0-0-0		1-0-0		4-0-0		
0-0-0	0-0-0	0-0-0		NEUTRAL	0-0-0		0-0-0		0-0-0		
<hr/>											
RPI S	Opponent	Score	RPI S	Opponent	Score	RPI S	Opponent	Score	RPI S	Opponent	Score
			45 H	James Madison	0 2	68 H	Liberty	0 1	103 A	North Carolina St.	2 3
						74 N	Elon	4 3	131 H	High Point	1 3
						86 H	Radford	0 1	131 H	High Point	4 2
									139 A	Drexel	0 1
									147 A	Winthrop	3 0
									148 H	Coastal Caro.	1 0
									152 A	Saint Joseph's	1 5
									165 A	UNC Wilmington	2 4
									175 A	Richmond	0 0
									191 A	Presbyterian	2 0
									276 A	UNC Asheville	4 0
									278 H	Campbell	0 1
									281 H	Charleston So.	3 1
									293 H	Howard	0 0
									306 A	Gardner-Webb	3 0
									321 A	VMI	3 0
<hr/>											
LAST 10 GAMES											
	131 H	High Point	1	3		191 A	Presbyterian	2	0		
	68 H	Liberty	0	1		306 A	Gardner-Webb	3	0		
	276 A	UNC Asheville	4	0		131 H	High Point	4	2		
	278 H	Campbell	0	1		86 H	Radford	0	1		
	281 H	Charleston So.	3	1		321 A	VMI	3	0		

Non-Div. I Games:

Longwood

Average RPI Win: 267		WON-LOST RECORD	WINNING PCT. RANK	LAST 10 GAMES	STRENGTH OF SCHEDULE	OPP. STRENGTH OF SCHEDULE	TEAM RPI	ADJ RPI	CONF. RPI	ADJ CONF. RPI	
Average RPI Loss: 141											
DIV. I ONLY		12-9-1	.56818 111	7-3-0	232	282	172	.48587 171	30	30	
DIV. I NON-CONF.		3-4-1	.4375 198	0-0-0	150	199	175	.48144 174	29	29	
<hr/>											
TOTALS		RPI 1-25	RPI 26-50		W-L RECORDS		RPI 51-100		RPI 101-150		RPI 150+
12-9-1	0-0-0		0-0-0		OVERALL		0-5-0		0-1-0		12-3-1
7-3-0	0-0-0		0-0-0		HOME		0-2-0		0-1-0		7-0-0
4-5-1	0-0-0		0-0-0		AWAY		0-2-0		0-0-0		4-3-1
1-1-0	0-0-0		0-0-0		NEUTRAL		0-1-0		0-0-0		1-0-0
<hr/>											
3-4-1	0-0-0		0-0-0		NON-CONFERENCE		0-2-0		0-1-0		3-1-1
2-2-0	0-0-0		0-0-0		HOME		0-1-0		0-1-0		2-0-0
1-2-1	0-0-0		0-0-		AWAY		0-1-0		0-0-0		1-1-1
0-0-0	0-0-0		0-0-0		NEUTRAL		0-0-0		0-0-0		0-0-0
<hr/>											
9-5-0	0-0-0		0-0-0		CONFERENCE		0-3-0		0-0-0		9-2-0
5-1-0	0-0-0		0-0-0		HOME		0-1-0		0-0-0		5-0-0
3-3-0	0-0-0		0-0-0		AWAY		0-1-0		0-0-0		3-2-0
1-1-0	0-0-0		0-0-0		NEUTRAL		0-1-0		0-0-0		1-0-0
<hr/>											
RPI S	Opponent	Score	RPI S	Opponent	Score	RPI S	Opponent	Score	RPI S	Opponent	Score
						57 A	Oral Roberts	2 3	137 H	Creighton	0 1
						75 A	Seattle	0 3	176 H	SIU Edwardsville	1 0
						75 H	Seattle	0 3	187 H	Southeast Mo. St.	2 1
						75 N	Seattle	0 3	197 A	Central Ark.	1 1
						99 H	Missouri	0 3	234 A	Utah Valley	0 2
						234 H	Utah Valley	3 0			
						234 N	Utah Valley	2 0			
						235 A	Missouri St.	0 1			
						284 A	UALR	3 1			
						286 A	New Mexico St.	1 2			
						286 H	New Mexico St.	3 0			
						296 A	Idaho	2 1			
						296 H	Idaho	2 0			
						297 A	Bakersfield	3 0			
						297 H	Bakersfield	1 0			
						307 A	Grand Canyon	1 0			
						307 H	Grand Canyon	6 2			
									LAST 10 GAMES		
			75 N	Seattle	0 3	296 H	Idaho	2 0			
			234 N	Utah Valley	2 0	307 A	Grand Canyon	1 0			
			234 H	Utah Valley	3 0	297 A	Bakersfield	3 0			
			297 H	Bakersfield	1 0	234 A	Utah Valley	0 2			
			75 H	Seattle	0 3	307 H	Grand Canyon	6 2			

Non-Div. I Games:

UMKC

Average RPI Win: 277		WON-LOST	WINNING	LAST 10	STRENGTH OF		OPP. STRENGTH	TEAM	ADJ	CONF.	ADJ CONF.
Average RPI Loss: 168		RECORD	PCT. RANK	GAMES	SCHEDULE		OF SCHEDULE	RPI	RPI	RPI	RPI
DIV. I ONLY		11-5-2	.66667	50	5-4-1		300	307	175	.48466	172
DIV. I NON-CONF.		7-2-1	.75	41	1-1-0		264	313	139	.50931	140
TOTALS		RPI 1-25	RPI 26-50		W-L RECORDS		RPI 51-100		RPI 101-150		RPI 150+
11-5-2	0-0-0	0-0-0		OVERALL		0-0-0		1-3-0		10-2-2	
7-1-1	0-0-0	0-0-0		HOME		0-0-0		1-1-0		6-0-1	
4-4-1	0-0-0	0-0-0		AWAY		0-0-0		0-2-0		4-2-1	
0-0-0	0-0-0	0-0-0		NEUTRAL		0-0-0		0-0-0		0-0-0	
7-2-1	0-0-0	0-0-0		NON-CONFERENCE		0-0-0		1-2-0		6-0-1	
4-0-1	0-0-0	0-0-0		HOME		0-0-0		1-0-0		3-0-1	
3-2-0	0-0-0	0-0-		AWAY		0-0-0		0-2-0		3-0-0	
0-0-0	0-0-0	0-0-0		NEUTRAL		0-0-0		0-0-0		0-0-0	
4-3-1	0-0-0	0-0-0		CONFERENCE		0-0-0		0-1-0		4-2-1	
3-1-0	0-0-0	0-0-0		HOME		0-0-0		0-1-0		3-0-0	
1-2-1	0-0-0	0-0-0		AWAY		0-0-0		0-0-0		1-2-1	
0-0-0	0-0-0	0-0-0		NEUTRAL		0-0-0		0-0-0		0-0-0	
RPI S	Opponent	Score	RPI S	Opponent	Score	RPI S	Opponent	Score	RPI S	Opponent	Score
									102 A	Stony Brook	1 2
									127 A	UMBC	1 2
									127 H	Saint Francis (PA)	1 2
									145 H	Fairfield	2 1
									155 H	Maine	1 1
									196 A	Fairleigh Dickinson	0 0
									211 A	Central Conn. St.	1 3
									239 H	LIU Brooklyn	1 0
									267 H	NJIT	4 0
									272 A	Mt. St. Mary's	0 3
									283 H	Robert Morris	1 0
									290 A	Bryant	4 3
									291 H	Manhattan	2 1
									292 H	Sacred Heart	5 3
									293 A	Howard	3 2
									302 H	Holy Cross	2 0
									318 A	Saint Peter's	3 1
									326 A	Delaware St.	2 0
LAST 10 GAMES											
						211 A	Central Conn. St.	1 3	272 A	Mt. St. Mary's	0 3
						283 H	Robert Morris	1 0	127 H	Saint Francis (PA)	1 2
						290 A	Bryant	4 3	292 H	Sacred Heart	5 3
						239 H	LIU Brooklyn	1 0	326 A	Delaware St.	2 0
						196 A	Fairleigh Dickinson	0 0	127 A	UMBC	1 2

Non-Div. I Games:

Wagner

Average RPI Win:	211	WON-LOST RECORD	WINNING PCT. RANK	LAST 10 GAMES	STRENGTH OF SCHEDULE	OPP. STRENGTH OF SCHEDULE	TEAM RPI	ADJ RPI	CONF. RPI	ADJ CONF. RPI			
DIV. I ONLY		6-8-4	.44444	199	3-5-2	166	135	184	.48462	173	11	11	
DIV. I NON-CONF.		3-3-2	.5	146	0-0-0	177	142	155	.4943	154	12	12	
<hr/>													
TOTALS	RPI 1-25	RPI 26-50		W-L RECORDS		RPI 51-100		RPI 101-150		RPI 150+			
6-8-4	0-2-0	0-0-0		OVERALL		1-3-0		1-2-1		4-1-3			
5-4-1	0-1-0	0-0-0		HOME		1-2-0		1-0-0		3-1-1			
1-3-3	0-0-0	0-0-0		AWAY		0-1-0		0-2-1		1-0-2			
0-1-0	0-1-0	0-0-0		NEUTRAL		0-0-0		0-0-0		0-0-0			
<hr/>													
3-3-2	0-1-0	0-0-0		NON-CONFERENCE		1-2-0		0-0-0		2-0-2			
3-1-1	0-0-0	0-0-0		HOME		1-1-0		0-0-0		2-0-1			
0-1-1	0-0-0	0-0-		AWAY		0-1-0		0-0-0		0-0-1			
0-1-0	0-1-0	0-0-0		NEUTRAL		0-0-0		0-0-0		0-0-0			
<hr/>													
3-5-2	0-1-0	0-0-0		CONFERENCE		0-1-0		1-2-1		2-1-1			
2-3-0	0-1-0	0-0-0		HOME		0-1-0		1-0-0		1-1-0			
1-2-2	0-0-0	0-0-0		AWAY		0-0-0		0-2-1		1-0-1			
0-0-0	0-0-0	0-0-0		NEUTRAL		0-0-0		0-0-0		0-0-0			
<hr/>													
RPI S	Opponent	Score		RPI S	Opponent	Score		RPI S	Opponent	Score			
13 N	UCF	1	2			53 A	South Fla.	0	1	107 A	Charlotte	2	2
21 H	Colorado Col.	0	2			58 H	Tennessee	1	0	118 A	Marshall	1	2
						65 H	Memphis	1	3	141 A	East Carolina	1	2
						78 H	North Texas	1	3	143 H	UAB	2	0
										153 A	UT Martin	0	0
										167 H	FIU	1	0
										203 H	Louisiana Tech	0	1
										214 H	Lipscomb	0	0
										256 A	Fla. Atlantic	1	0
										273 A	Old Dominion	1	1
										315 H	Tennessee Tech	3	0
										324 H	Alabama A&M	8	0
<hr/>													
LAST 10 GAMES													
141 A East Carolina				1	2	203 H Louisiana Tech				0	1		
167 H FIU				1	0	107 A Charlotte				2	2		
78 H North Texas				1	3	256 A Fla. Atlantic				1	0		
118 A Marshall				1	2	21 H Colorado Col.				0	2		
273 A Old Dominion				1	1	143 H UAB				2	0		

**Non-Div. I Games:**

Middle Tenn.

Average RPI Win:		145	WON-LOST RECORD		WINNING PCT. RANK		LAST 10 GAMES		STRENGTH OF SCHEDULE		OPP. STRENGTH OF SCHEDULE		TEAM RPI	ADJ RPI		CONF. RPI	ADJ CONF. RPI	
DIV. I ONLY			4-12-3		.28947	283	1-8-1		85		51		193	.48446		174	5	4
DIV. I NON-CONF.			3-3-2		.5	146	0-0-0		75		81		104	.53697		98	4	4
TOTALS		RPI 1-25		RPI 26-50		W-L RECORDS		RPI 51-100		RPI 101-150		RPI 150+						
4-12-3		0-2-0		0-3-1		OVERALL		2-3-2		0-3-0		2-1-0						
2-6-2		0-0-0		0-2-1		HOME		0-1-1		0-2-0		2-1-0						
2-6-0		0-2-0		0-1-0		AWAY		2-2-0		0-1-0		0-0-0						
0-0-1		0-0-0		0-0-0		NEUTRAL		0-0-1		0-0-0		0-0-0						
3-3-2		0-0-0		0-0-1		NON-CONFERENCE		2-1-1		0-1-0		1-1-0						
1-2-1		0-0-0		0-0-1		HOME		0-0-0		0-1-0		1-1-0						
2-1-0		0-0-0		0-0-		AWAY		2-1-0		0-0-0		0-0-0						
0-0-1		0-0-0		0-0-0		NEUTRAL		0-0-1		0-0-0		0-0-0						
1-9-1		0-2-0		0-3-0		CONFERENCE		0-2-1		0-2-0		1-0-0						
1-4-1		0-0-0		0-2-0		HOME		0-1-1		0-1-0		1-0-0						
0-5-0		0-2-0		0-1-0		AWAY		0-1-0		0-1-0		0-0-0						
0-0-0		0-0-0		0-0-0		NEUTRAL		0-0-0		0-0-0		0-0-0						
RPI	S	Opponent		Score		RPI	S	Opponent		Score		RPI	S	Opponent		Score		
14	A	South Carolina		1	4	33	H	Kentucky		1	2	58	H	Tennessee		0	3	
15	A	Texas A&M		0	3	34	A	Ole Miss		0	1	62	A	Wisconsin		4	3	
						38	H	Arkansas		4	5	65	A	Memphis		2	1	
						44	H	Oklahoma St.		2	2	82	N	Milwaukee		4	4	
												85	A	Samford		2	3	
												87	A	Auburn		1	2	
												99	H	Missouri		1	1	
								LAST 10 GAMES										
						58	H	Tennessee		0	3	34	A	Ole Miss		0	1	
						87	A	Auburn		1	2	33	H	Kentucky		1	2	
						14	A	South Carolina		1	4	99	H	Missouri		1	1	
						220	H	Mississippi St.		5	3	15	A	Texas A&M		0	3	
						38	H	Arkansas		4	5	129	A	Alabama		2	5	

Non-Div. I Games:

Vanderbilt

Average RPI Win:	216	WON-LOST RECORD	WINNING PCT. RANK	LAST 10 GAMES	STRENGTH OF SCHEDULE	OPP. STRENGTH OF SCHEDULE	TEAM RPI	ADJ RPI	CONF. RPI	ADJ CONF. RPI		
DIV. I ONLY		6-9-3	.41667	212	4-5-1	140	118	177	.48419	175	15	14
DIV. I NON-CONF.		3-5-2	.4	213	1-1-0	108	71	152	.49595	152	13	13
<hr/>												
TOTALS	RPI 1-25	RPI 26-50		W-L RECORDS		RPI 51-100		RPI 101-150		RPI 150+		
6-9-3	0-2-0	0-1-0		OVERALL		0-2-0		1-1-0		5-3-3		
1-2-3	0-0-0	0-0-0		HOME		0-0-0		0-0-0		1-2-3		
3-7-0	0-2-0	0-1-0		AWAY		0-2-0		1-1-0		2-1-0		
2-0-0	0-0-0	0-0-0		NEUTRAL		0-0-0		0-0-0		2-0-0		
<hr/>												
3-5-2	0-2-0	0-1-0		NON-CONFERENCE		0-1-0		0-1-0		3-0-2		
0-0-2	0-0-0	0-0-0		HOME		0-0-0		0-0-0		0-0-2		
1-5-0	0-2-0	0-0-		AWAY		0-1-0		0-1-0		1-0-0		
2-0-0	0-0-0	0-0-0		NEUTRAL		0-0-0		0-0-0		2-0-0		
<hr/>												
3-4-1	0-0-0	0-0-0		CONFERENCE		0-1-0		1-0-0		2-3-1		
1-2-1	0-0-0	0-0-0		HOME		0-0-0		0-0-0		1-2-1		
2-2-0	0-0-0	0-0-0		AWAY		0-1-0		1-0-0		1-1-0		
0-0-0	0-0-0	0-0-0		NEUTRAL		0-0-0		0-0-0		0-0-0		
<hr/>												
RPI	S	Opponent	Score	RPI	S	Opponent	Score	RPI	S	Opponent	Score	
1	A	Virginia	0 3	45	A	James Madison	1 4	70	A	Dayton	0 4	
19	A	West Virginia	0 2					89	A	Princeton	0 2	
								104	A	Villanova	0 3	
								114	A	VCU	3 0	
								155	H	Maine	0 0	
								158	H	Saint Louis	0 1	
								170	H	Longwood	0 0	
								189	H	Massachusetts	0 0	
								205	A	George Washington	0 2	
								206	H	St. Bonaventure	2 1	
								210	A	American	3 1	
								216	A	George Mason	2 1	
241	H	Duquesne	0 2									
273	N	Old Dominion	3 1									
278	N	Campbell	2 0									
				LAST 10 GAMES								
				205	A	George Washington	0 2	206	H	St. Bonaventure	2 1	
				114	A	VCU	3 0	158	H	Saint Louis	0 1	
				189	H	Massachusetts	0 0	70	A	Dayton	0 4	
				241	H	Duquesne	0 2	210	A	American	3 1	
				216	A	George Mason	2 1	19	A	West Virginia	0 2	

**Non-Div. I Games:**

Richmond

Average RPI Win:	246	WON-LOST RECORD	WINNING PCT. RANK	LAST 10 GAMES	STRENGTH OF SCHEDULE	OPP. STRENGTH OF SCHEDULE	TEAM RPI	ADJ RPI	CONF. RPI	ADJ CONF. RPI	
DIV. I ONLY	13-5-3	.69048	43	7-3-0	312	261	174	.48413	176	28	28
DIV. I NON-CONF.	6-1-2	.77778	32	0-0-0	310	223	151	.49762	150	28	28
TOTALS	RPI 1-25	RPI 26-50	W-L RECORDS		RPI 51-100	RPI 101-150		RPI 150+			
13-5-3	0-0-0	0-0-0	OVERALL		0-0-0	0-0-0		13-5-3			
5-2-2	0-0-0	0-0-0	HOME		0-0-0	0-0-0		5-2-2			
6-3-0	0-0-0	0-0-0	AWAY		0-0-0	0-0-0		6-3-0			
2-0-1	0-0-0	0-0-0	NEUTRAL		0-0-0	0-0-0		2-0-1			
6-1-2	0-0-0	0-0-0	NON-CONFERENCE		0-0-0	0-0-0		6-1-2			
3-0-1	0-0-0	0-0-0	HOME		0-0-0	0-0-0		3-0-1			
2-1-0	0-0-0	0-0-	AWAY		0-0-0	0-0-0		2-1-0			
1-0-1	0-0-0	0-0-0	NEUTRAL		0-0-0	0-0-0		1-0-1			
7-4-1	0-0-0	0-0-0	CONFERENCE		0-0-0	0-0-0		7-4-1			
2-2-1	0-0-0	0-0-0	HOME		0-0-0	0-0-0		2-2-1			
4-2-0	0-0-0	0-0-0	AWAY		0-0-0	0-0-0		4-2-0			
1-0-0	0-0-0	0-0-0	NEUTRAL		0-0-0	0-0-0		1-0-0			
RPI S	Opponent	Score	RPI S	Opponent	Score	RPI S	Opponent	Score	RPI S	Opponent	Score
							153 A UT Martin	1	2		
							153 A UT Martin	1	0		
							158 A Saint Louis	1	0		
							171 A UMKC	0	1		
							180 H Morehead St.	0	1		
							183 H Indiana St.	1	0		
							185 A Austin Peay	1	0		
							187 A Southeast Mo. St.	0	1		
							223 H Loyola Chicago	1	1		
							225 H Belmont	1	1		
							235 H Missouri St.	1	0		
							260 H IUPUI	2	0		
							264 H Eastern Ky.	2	1		
							275 A Murray St.	5	2		
							285 A Drake	4	1		
							294 N Eastern Wash.	2	1		
							298 A Eastern Ill.	2	1		
							298 N Eastern Ill.	2	1		
							299 N Colorado St.	0	0		
							308 H Jacksonville St.	5	1		
							315 H Tennessee Tech	0	1		
LAST 10 GAMES											
							153 A UT Martin	1	2		
							298 N Eastern Ill.	2	1		
							298 A Eastern Ill.	2	1		
							153 A UT Martin	1	0		
							187 A Southeast Mo. St.	0	1		
							308 H Jacksonville St.	5	1		
							185 A Austin Peay	1	0		
							275 A Murray St.	5	2		
							180 H Morehead St.	0	1		
							264 H Eastern Ky.	2	1		

Non-Div. I Games:

SIU Edwardsville



Average RPI Win:		213	WON-LOST RECORD		WINNING PCT. RANK		LAST 10 GAMES		STRENGTH OF SCHEDULE		OPP. STRENGTH OF SCHEDULE		TEAM RPI		ADJ RPI		CONF. RPI		ADJ CONF. RPI	
DIV. I ONLY			6-14-0		.3 279		3-7-0		62		96		179		.48407 177		9		9	
DIV. I NON-CONF.			4-7-0		.36364 238		1-0-0		46		93		129		.51558 129		8		8	
TOTALS		RPI 1-25		RPI 26-50		W-L RECORDS		RPI 51-100		RPI 101-150		RPI 150+								
6-14-0		0-6-0		0-2-0		OVERALL		0-3-0		1-0-0		5-3-0								
4-5-0		0-2-0		0-0-0		HOME		0-0-0		1-0-0		3-3-0								
1-9-0		0-4-0		0-2-0		AWAY		0-3-0		0-0-0		1-0-0								
1-0-0		0-0-0		0-0-0		NEUTRAL		0-0-0		0-0-0		1-0-0								
4-7-0		0-4-0		0-1-0		NON-CONFERENCE		0-1-0		1-0-0		3-1-0								
3-1-0		0-0-0		0-0-0		HOME		0-0-0		1-0-0		2-1-0								
0-6-0		0-4-0		0-0-		AWAY		0-1-0		0-0-0		0-0-0								
1-0-0		0-0-0		0-0-0		NEUTRAL		0-0-0		0-0-0		1-0-0								
2-7-0		0-2-0		0-1-0		CONFERENCE		0-2-0		0-0-0		2-2-0								
1-4-0		0-2-0		0-0-0		HOME		0-0-0		0-0-0		1-2-0								
1-3-0		0-0-0		0-1-0		AWAY		0-2-0		0-0-0		1-0-0								
0-0-0		0-0-0		0-0-0		NEUTRAL		0-0-0		0-0-0		0-0-0								
RPI	S	Opponent		Score		RPI	S	Opponent		Score		RPI	S	Opponent		Score				
6	A	Marquette		0	3	28	A	BYU		1	6	61	A	Pepperdine		1	3			
11	H	Santa Clara		0	4	39	A	California		2	4	80	A	San Diego St.		0	1			
16	A	Stanford		0	5							91	A	San Diego		1	2			
17	A	Denver		0	2									212 H Cal Poly		2	1			
20	H	Portland		1	3									221 H Lehigh		0	2			
22	A	Colorado		0	2									223 N Loyola Chicago		3	0			
														228 H Gonzaga		1	2			
														244 A Loyola Marymount		3	1			
														265 H Pacific		0	1			
														307 H Grand Canyon		3	0			
LAST 10 GAMES																				
28	A	BYU		1	6	244	A	Loyola Marymount		3	1									
91	A	San Diego		1	2	11	H	Santa Clara		0	4									
228	H	Gonzaga		1	2	265	H	Pacific		0	1									
20	H	Portland		1	3	168	H	San Francisco		1	0									
61	A	Pepperdine		1	3	121	H	Cal Poly		2	1									

**Non-Div. I Games:**

St. Mary's (CA)

Average RPI Win:	225	WON-LOST	WINNING	LAST 10	STRENGTH OF	OPP. STRENGTH	TEAM	ADJ	CONF.	ADJ CONF.	
Average RPI Loss:	96	RECORD	PCT. RANK	GAMES	SCHEDULE	OF SCHEDULE	RPI	RPI	RPI	RPI	
DIV. I ONLY	6-11-4	.38095	240	4-5-1	99	157	181	.48367	178	13	13
DIV. I NON-CONF.	2-5-3	.35	242	1-0-0	125	167	200	.46956	197	15	15
TOTALS	RPI 1-25	RPI 26-50	W-L RECORDS		RPI 51-100	RPI 101-150		RPI 150+			
6-11-4	0-0-0	0-2-0	OVERALL		0-5-1	2-4-2		4-0-1			
3-6-1	0-0-0	0-1-0	HOME		0-2-0	2-3-1		1-0-0			
3-5-2	0-0-0	0-1-0	AWAY		0-3-1	0-1-1		3-0-0			
0-0-1	0-0-0	0-0-0	NEUTRAL		0-0-0	0-0-0		0-0-1			
2-5-3	0-0-0	0-1-0	NON-CONFERENCE		0-1-1	1-3-1		1-0-1			
1-3-1	0-0-0	0-1-0	HOME		0-0-0	1-2-1		0-0-0			
1-2-1	0-0-0	0-0-	AWAY		0-1-1	0-1-0		1-0-0			
0-0-1	0-0-0	0-0-0	NEUTRAL		0-0-0	0-0-0		0-0-1			
4-6-1	0-0-0	0-1-0	CONFERENCE		0-4-0	1-1-1		3-0-0			
2-3-0	0-0-0	0-0-0	HOME		0-2-0	1-1-0		1-0-0			
2-3-1	0-0-0	0-1-0	AWAY		0-2-0	0-0-1		2-0-0			
0-0-0	0-0-0	0-0-0	NEUTRAL		0-0-0	0-0-0		0-0-0			
RPI S	Opponent	Score	RPI S	Opponent	Score	RPI S	Opponent	Score	RPI S	Opponent	Score
			45 H	James Madison	0 2	67 A	FGCU	0 0	107 H	Charlotte	1 0
			46 A	Furman	1 3	74 A	Elon	1 3	120 H	SMU	0 3
						74 H	Elon	2 4	141 H	East Carolina	0 2
						76 A	Clemson	0 2	144 A	Wofford	0 0
						85 A	Samford	0 3	147 A	Winthrop	1 2
						96 H	UNC Greensboro	0 1	148 H	Coastal Caro.	0 0
									149 H	Western Caro.	2 1
									150 H	Appalachian St.	1 2
									236 A	Ga. Southern	2 0
									246 H	Citadel	3 0
									256 N	Fla. Atlantic	0 0
									295 A	Chattanooga	3 2
									314 A	Francis Marion	4 3
			LAST 10 GAMES								
			74 A	Elon	1 3	96 H	UNC Greensboro	0 1			
			236 A	Ga. Southern	2 0	314 A	Francis Marion	4 3			
			46 A	Furman	1 3	246 H	Citadel	3 0			
			144 A	Wofford	0 0	150 H	Appalachian St.	1 2			
			74 H	Elon	2 4	149 H	Western Caro.	2 1			

Non-Div. I Games:

Davidson

Average RPI Win:		95	WON-LOST		WINNING		LAST 10		STRENGTH OF		OPP. STRENGTH		TEAM		ADJ		CONF.		ADJ CONF.	
Average RPI Loss:		68	RECORD		PCT. RANK		GAMES		SCHEDULE		OF SCHEDULE		RPI		RPI		RPI		RPI	
DIV. I ONLY			3-14-2		.21053		302		1-9-0		26		41		173		.48359		179	
DIV. I NON-CONF.			2-4-2		.375		227		0-0-0		71		141		149		.49783		149	
TOTALS		RPI 1-25		RPI 26-50		W-L RECORDS		RPI 51-100		RPI 101-150		RPI 150+								
3-14-2		0-4-0		1-4-0		OVERALL		1-3-1		0-1-1		1-2-0								
3-6-1		0-2-0		1-2-0		HOME		1-1-1		0-0-0		1-1-0								
0-8-1		0-2-0		0-2-0		AWAY		0-2-0		0-1-1		0-1-0								
0-0-0		0-0-0		0-0-0		NEUTRAL		0-0-0		0-0-0		0-0-0								
2-4-2		0-1-0		0-1-0		NON-CONFERENCE		1-0-1		0-0-1		1-2-0								
2-1-1		0-0-0		0-0-0		HOME		1-0-1		0-0-0		1-1-0								
0-3-1		0-1-0		0-0-		AWAY		0-0-0		0-0-1		0-1-0								
0-0-0		0-0-0		0-0-0		NEUTRAL		0-0-0		0-0-0		0-0-0								
1-10-0		0-3-0		1-3-0		CONFERENCE		0-3-0		0-1-0		0-0-0								
1-5-0		0-2-0		1-2-0		HOME		0-1-0		0-0-0		0-0-0								
0-5-0		0-1-0		0-1-0		AWAY		0-2-0		0-1-0		0-0-0								
0-0-0		0-0-0		0-0-0		NEUTRAL		0-0-0		0-0-0		0-0-0								
RPI	S	Opponent		Score		RPI	S	Opponent		Score		RPI	S	Opponent		Score				
7	H	Michigan		0 3		30	A	Boston U.		0 2		55	A	Ohio St.		1 6				
8	H	Nebraska		1 2		30	A	Indiana		1 2		62	A	Wisconsin		0 3				
9	A	Penn St.		2 3		35	H	Minnesota		2 0		81	H	Michigan St.		1 2				
25	A	Notre Dame		1 4		37	H	Iowa		0 1		94	H	Dartmouth		2 0				
						41	H	Illinois		1 3		97	H	Western Mich.		0 0				
						LAST 10 GAMES														
						62	A	Wisconsin		0 3		35	H	Minnesota		2 0				
						7	H	Michigan		0 3		108	A	Purdue		0 1				
						81	H	Michigan St.		1 2		30	A	Indiana		1 2				
						55	A	Ohio St.		1 6		37	H	Iowa		0 1				
						41	H	Illinois		1 3		8	H	Nebraska		1 2				

Non-Div. I Games:

Northwestern

Average RPI Win: 220		WON-LOST	WINNING	LAST 10	STRENGTH OF		OPP. STRENGTH	TEAM	ADJ	CONF.	ADJ CONF.
Average RPI Loss: 152		RECORD	PCT. RANK	GAMES	SCHEDULE		OF SCHEDULE	RPI	RPI	RPI	RPI
DIV. I ONLY		10-11-1	.47727	162	7-3-0		152	212	169	.48353	180
DIV. I NON-CONF.		1-8-1	.15	299	0-1-0		102	124	254	.42805	258
TOTALS		RPI 1-25	RPI 26-50		W-L RECORDS		RPI 51-100		RPI 101-150		RPI 150+
10-11-1	0-2-0	0-1-0		OVERALL		0-1-0		1-1-1		9-6-0	
3-5-0	0-0-0	0-0-0		HOME		0-0-0		0-1-0		3-4-0	
6-6-1	0-2-0	0-1-0		AWAY		0-1-0		1-0-1		5-2-0	
1-0-0	0-0-0	0-0-0		NEUTRAL		0-0-0		0-0-0		1-0-0	
1-8-1	0-2-0	0-1-0		NON-CONFERENCE		0-1-0		1-1-1		0-3-0	
0-3-0	0-0-0	0-0-0		HOME		0-0-0		0-1-0		0-2-0	
1-5-1	0-2-0	0-0-		AWAY		0-1-0		1-0-1		0-1-0	
0-0-0	0-0-0	0-0-0		NEUTRAL		0-0-0		0-0-0		0-0-0	
9-3-0	0-0-0	0-0-0		CONFERENCE		0-0-0		0-0-0		9-3-0	
3-2-0	0-0-0	0-0-0		HOME		0-0-0		0-0-0		3-2-0	
5-1-0	0-0-0	0-0-0		AWAY		0-0-0		0-0-0		5-1-0	
1-0-0	0-0-0	0-0-0		NEUTRAL		0-0-0		0-0-0		1-0-0	
RPI S	Opponent	Score		RPI S	Opponent	Score		RPI S	Opponent	Score	
17 A	Wake Forest	0	2	27 A	Louisville	2	7	55 A	Ohio St.	2	3
19 A	West Virginia	0	2					127 A	Saint Francis (PA)	1	1
								130 H	Xavier	0	1
								150 A	Appalachian St.	2	1
								153 A	UT Martin	1	0
								153 H	UT Martin	0	3
								176 A	SIU Edwardsville	1	0
								185 A	Austin Peay	3	2
								185 N	Austin Peay	4	2
								187 H	Southeast Mo. St.	5	2
								215 A	Ohio	1	3
								225 H	Belmont	0	1
								263 H	Northern Ky.	1	2
								264 H	Eastern Ky.	4	0
								274 H	Akron	1	2
								275 H	Murray St.	1	0
								298 A	Eastern Ill.	0	1
								308 A	Jacksonville St.	2	1
								315 A	Tennessee Tech	1	0
LAST 10 GAMES											
17 A	Wake Forest	0	2	315 A	Tennessee Tech	1	0				
153 A	UT Martin	1	0	275 H	Murray St.	1	0				
185 N	Austin Peay	4	2	185 A	Austin Peay	3	2				
264 H	Eastern Ky.	4	0	187 H	Southeast Mo. St.	5	2				
225 H	Belmont	0	1	153 H	UT Martin	0	3				

Non-Div. I Games:

Morehead St.

Average RPI Win:		212	WON-LOST RECORD		WINNING PCT. RANK		LAST 10 GAMES		STRENGTH OF SCHEDULE		OPP. STRENGTH OF SCHEDULE		TEAM RPI		ADJ RPI		CONF. RPI		ADJ CONF. RPI										
DIV. I ONLY			9-9-1		.5		147		3-7-0		214		151		183		.48334		181		12		12						
DIV. I NON-CONF.			6-4-1		.59091		121		0-2-0		208		195		148		.49966		148		11		11						
TOTALS		RPI 1-25		RPI 26-50		W-L RECORDS		RPI 51-100		RPI 101-150		RPI 150+																	
9-9-1		0-1-0		0-1-0		OVERALL		1-1-1		1-3-0		7-3-0																	
6-3-0		0-1-0		0-0-0		HOME		1-1-0		1-1-0		4-0-0																	
3-5-1		0-0-0		0-0-0		AWAY		0-0-1		0-2-0		3-3-0																	
0-1-0		0-0-0		0-1-0		NEUTRAL		0-0-0		0-0-0		0-0-0																	
6-4-1		0-1-0		0-1-0		NON-CONFERENCE		0-0-1		1-0-0		5-2-0																	
4-1-0		0-1-0		0-0-0		HOME		0-0-0		1-0-0		3-0-0																	
2-2-1		0-0-0		0-0-		AWAY		0-0-1		0-0-0		2-2-0																	
0-1-0		0-0-0		0-1-0		NEUTRAL		0-0-0		0-0-0		0-0-0																	
3-5-0		0-0-0		0-0-0		CONFERENCE		1-1-0		0-3-0		2-1-0																	
2-2-0		0-0-0		0-0-0		HOME		1-1-0		0-1-0		1-0-0																	
1-3-0		0-0-0		0-0-0		AWAY		0-0-0		0-2-0		1-1-0																	
0-0-0		0-0-0		0-0-0		NEUTRAL		0-0-0		0-0-0		0-0-0																	
RPI	S	Opponent		Score		RPI	S	Opponent		Score		RPI	S	Opponent		Score													
17	H	Denver		1	2	29	N	Texas Tech		0	2	84	H	UC Irvine		1	0	109	A	Cal St. Fullerton		0	1						
												93	A	Weber St.		1	1	121	H	Cal Poly		1	2						
												98	H	Long Beach St.		1	2	138	H	Cincinnati		1	0						
																		142	A	Hawaii		0	1						
																		189	H	Fresno St.		2	0						
																		193	A	UC Davis		0	1						
																		204	A	Cal St. Northridge		1	0						
																		213	A	New Mexico		2	0						
																		218	H	UC Riverside		1	0						
																		240	A	Southern Utah		3	4						
																		244	A	Loyola Marymount		0	1						
																		265	H	Pacific		1	0						
																		297	H	Bakersfield		3	0						
																		300	A	San Jose St.		2	0						

Non-Div. I Games:

UC Santa Barbara

Average RPI Win:	250	WON-LOST	WINNING	LAST 10	STRENGTH OF	OPP. STRENGTH	TEAM	ADJ	CONF.	ADJ CONF.	
Average RPI Loss:	125	RECORD	PCT. RANK	GAMES	SCHEDULE	OF SCHEDULE	RPI	RPI	RPI	RPI	
DIV. I ONLY	7-8-2	.47059	179	5-3-2	160	237	185	.4831	182	22	22
DIV. I NON-CONF.	3-5-0	.375	227	1-0-0	96	210	170	.48303	170	23	23
<hr/>											
TOTALS	RPI 1-25	RPI 26-50		W-L RECORDS		RPI 51-100		RPI 101-150		RPI 150+	
7-8-2	0-0-0	0-1-0		OVERALL		0-2-1		1-2-0		6-3-1	
4-3-2	0-0-0	0-0-0		HOME		0-1-1		1-1-0		3-1-1	
3-4-0	0-0-0	0-1-0		AWAY		0-0-0		0-1-0		3-2-0	
0-1-0	0-0-0	0-0-0		NEUTRAL		0-1-0		0-0-0		0-0-0	
<hr/>											
3-5-0	0-0-0	0-1-0		NON-CONFERENCE		0-1-0		1-2-0		2-1-0	
2-2-0	0-0-0	0-0-0		HOME		0-0-0		1-1-0		1-1-0	
1-2-0	0-0-0	0-0-		AWAY		0-0-0		0-1-0		1-0-0	
0-1-0	0-0-0	0-0-0		NEUTRAL		0-1-0		0-0-0		0-0-0	
<hr/>											
4-3-2	0-0-0	0-0-0		CONFERENCE		0-1-1		0-0-0		4-2-1	
2-1-2	0-0-0	0-0-0		HOME		0-1-1		0-0-0		2-0-1	
2-2-0	0-0-0	0-0-0		AWAY		0-0-0		0-0-0		2-2-0	
0-0-0	0-0-0	0-0-0		NEUTRAL		0-0-0		0-0-0		0-0-0	
<hr/>											
RPI	S	Opponent	Score	RPI	S	Opponent	Score	RPI	S	Opponent	Score
				29	A	Texas Tech	0 3	67	N	FGCU	1 5
								88	H	Portland St.	0 1
								93	H	Weber St.	1 1
								106	H	Boise St.	2 1
								125	H	Utah St.	2 3
								142	A	Hawaii	1 4
								151	A	Northern Ariz.	1 2
								162	A	Northern Colo.	0 2
								234	H	Utah Valley	2 4
								240	A	Southern Utah	2 0
								247	A	Wyoming	1 0
								253	H	Montana	1 1
								258	H	Sacramento St.	2 1
								294	H	Eastern Wash.	1 0
								296	H	Idaho	2 0
								311	A	North Dakota	2 0
<hr/>											
LAST 10 GAMES											
162 A Northern Colo.				0	2	240 A Southern Utah				2	0
311 A North Dakota				2	0	151 A Northern Ariz.				1	2
88 H Portland St.				0	1	253 H Montana				1	1
258 H Sacramento St.				2	1	294 H Eastern Wash.				1	0
93 H Weber St.				1	1	247 A Wyoming				1	0

Non-Div. I Games:

Idaho St.

Average RPI Win:	246	WON-LOST RECORD	WINNING PCT. RANK	LAST 10 GAMES	STRENGTH OF SCHEDULE	OPP. STRENGTH OF SCHEDULE	TEAM RPI	ADJ RPI	CONF. RPI	ADJ CONF. RPI	
Average RPI Loss:	121										
DIV. I ONLY	10-9-0	.52632	137	7-3-0	224	188	186	.48306	183	26	26
DIV. I NON-CONF.	5-6-0	.45455	183	2-0-0	173	174	177	.48066	177	22	22
<hr/>											
TOTALS	RPI 1-25	RPI 26-50		W-L RECORDS	RPI 51-100		RPI 101-150		RPI 150+		
10-9-0	0-0-0	0-1-0		OVERALL	0-4-0		0-1-0		10-3-0		
6-2-0	0-0-0	0-0-0		HOME	0-2-0		0-0-0		6-0-0		
3-6-0	0-0-0	0-1-0		AWAY	0-1-0		0-1-0		3-3-0		
1-1-0	0-0-0	0-0-0		NEUTRAL	0-1-0		0-0-0		1-0-0		
<hr/>											
5-6-0	0-0-0	0-1-0		NON-CONFERENCE	0-2-0		0-1-0		5-2-0		
4-1-0	0-0-0	0-0-0		HOME	0-1-0		0-0-0		4-0-0		
1-5-0	0-0-0	0-0-		AWAY	0-1-0		0-1-0		1-2-0		
0-0-0	0-0-0	0-0-0		NEUTRAL	0-0-0		0-0-0		0-0-0		
<hr/>											
5-3-0	0-0-0	0-0-0		CONFERENCE	0-2-0		0-0-0		5-1-0		
2-1-0	0-0-0	0-0-0		HOME	0-1-0		0-0-0		2-0-0		
2-1-0	0-0-0	0-0-0		AWAY	0-0-0		0-0-0		2-1-0		
1-1-0	0-0-0	0-0-0		NEUTRAL	0-1-0		0-0-0		1-0-0		
<hr/>											
RPI S	Opponent	Score	RPI S	Opponent	Score	RPI S	Opponent	Score	RPI S	Opponent	Score
			41 A	Illinois	2 3	64 H	Butler	0 3	115 A	Western Ky.	1 2
						66 H	Illinois St.	1 2	153 H	UT Martin	4 2
						66 N	Illinois St.	0 5	176 A	SIU Edwardsville	0 1
						95 A	Eastern Mich.	0 4	217 H	Evansville	1 0
									222 A	IPFW	2 0
									223 A	Loyola Chicago	1 2
									235 H	Missouri St.	2 1
									236 H	Ga. Southern	2 1
									242 A	Toledo	2 5
									248 H	Green Bay	4 0
									260 H	IUPUI	4 0
									285 A	Drake	1 0
									285 N	Drake	4 0
									319 A	UNI	2 1
<hr/>											
LAST 10 GAMES											
			66 N	Illinois St.	0 5	217 H	Evansville	1 0			
			285 N	Drake	4 0	260 H	IUPUI	4 0			
			285 A	Drake	1 0	66 H	Illinois St.	1 2			
			235 H	Missouri St.	2 1	222 A	IPFW	2 0			
			319 A	UNI	2 1	223 A	Loyola Chicago	1 2			

Non-Div. I Games:

Indiana St.

Average RPI Win: 229		WON-LOST	WINNING	LAST 10	STRENGTH OF		OPP. STRENGTH	TEAM	ADJ	CONF.	ADJ CONF.		
Average RPI Loss: 140		RECORD	PCT. RANK	GAMES	SCHEDULE		OF SCHEDULE	RPI	RPI	RPI	RPI		
DIV. I ONLY		8-9-2	.47368	170	5-4-1		172	175	176	.48282	184	19	19
DIV. I NON-CONF.		3-5-1	.38889	219	0-0-0		163	147	198	.46836	201	20	20
TOTALS		RPI 1-25	RPI 26-50		W-L RECORDS		RPI 51-100		RPI 101-150		RPI 150+		
8-9-2		0-0-0	0-1-0		OVERALL		0-2-0		0-3-1		8-3-1		
6-3-1		0-0-0	0-0-0		HOME		0-1-0		0-2-0		6-0-1		
2-6-1		0-0-0	0-1-0		AWAY		0-1-0		0-1-1		2-3-0		
0-0-0		0-0-0	0-0-0		NEUTRAL		0-0-0		0-0-0		0-0-0		
3-5-1		0-0-0	0-1-0		NON-CONFERENCE		0-2-0		0-1-0		3-1-1		
2-1-1		0-0-0	0-0-0		HOME		0-1-0		0-0-0		2-0-1		
1-4-0		0-0-0	0-0-		AWAY		0-1-0		0-1-0		1-1-0		
0-0-0		0-0-0	0-0-0		NEUTRAL		0-0-0		0-0-0		0-0-0		
5-4-1		0-0-0	0-0-0		CONFERENCE		0-0-0		0-2-1		5-2-0		
4-2-0		0-0-0	0-0-0		HOME		0-0-0		0-2-0		4-0-0		
1-2-1		0-0-0	0-0-0		AWAY		0-0-0		0-0-1		1-2-0		
0-0-0		0-0-0	0-0-0		NEUTRAL		0-0-0		0-0-0		0-0-0		
RPI S	Opponent	Score	RPI S	Opponent	Score	RPI S	Opponent	Score	RPI S	Opponent	Score		
			50 A	Texas	0 3	51 A	Stephen F. Austin	0 1	105 A	South Ala.	2 2		
						90 H	UTEP	0 1	115 H	Western Ky.	0 1		
									115 H	Western Ky.	0 1		
									135 A	Oklahoma	0 4		
									157 H	Rice	0 0		
									166 A	La.-Lafayette	2 5		
									169 H	Sam Houston St.	2 1		
									188 H	Arkansas St.	3 0		
									195 A	Northwestern St.	3 1		
									232 H	Georgia St.	1 0		
									237 A	Troy	2 1		
									237 H	Troy	2 1		
									259 A	McNeese St.	1 2		
									277 A	La.-Monroe	1 2		
									284 H	UALR	4 0		
									287 H	Prairie View	5 0		
LAST 10 GAMES													
			115 H	Western Ky.	0 1	166 A	La.-Lafayette	2 5					
			237 H	Troy	2 1	115 H	Western Ky.	0 1					
			188 H	Arkansas St.	3 0	232 H	Georgia St.	1 0					
			284 H	UALR	4 0	237 A	Troy	2 1					
			277 A	La.-Monroe	1 2	105 A	South Ala.	2 2					

Non-Div. I Games:

Texas St.



Average RPI Win:	240	WON-LOST RECORD	WINNING PCT. RANK	LAST 10 GAMES	STRENGTH OF SCHEDULE	OPP. STRENGTH OF SCHEDULE	TEAM RPI	ADJ RPI	CONF. RPI	ADJ CONF. RPI		
Average RPI Loss:	221											
DIV. I ONLY	11-6-2	.63158	70	5-5-0	295	259	178	.48276	185	28	28	
DIV. I NON-CONF.	5-1-1	.78571	30	0-0-0	266	226	110	.52596	113	28	28	
<hr/>												
TOTALS	RPI 1-25	RPI 26-50		W-L RECORDS	RPI 51-100		RPI 101-150		RPI 150+			
11-6-2	0-0-0	0-0-0		OVERALL	0-0-0		1-0-1		10-6-1			
3-2-1	0-0-0	0-0-0		HOME	0-0-0		0-0-0		3-2-1			
7-3-1	0-0-0	0-0-0		AWAY	0-0-0		1-0-1		6-3-0			
1-1-0	0-0-0	0-0-0		NEUTRAL	0-0-0		0-0-0		1-1-0			
<hr/>												
5-1-1	0-0-0	0-0-0		NON-CONFERENCE	0-0-0		1-0-1		4-1-0			
1-0-0	0-0-0	0-0-0		HOME	0-0-0		0-0-0		1-0-0			
4-1-1	0-0-0	0-0-		AWAY	0-0-0		1-0-1		3-1-0			
0-0-0	0-0-0	0-0-0		NEUTRAL	0-0-0		0-0-0		0-0-0			
<hr/>												
6-5-1	0-0-0	0-0-0		CONFERENCE	0-0-0		0-0-0		6-5-1			
2-2-1	0-0-0	0-0-0		HOME	0-0-0		0-0-0		2-2-1			
3-2-0	0-0-0	0-0-0		AWAY	0-0-0		0-0-0		3-2-0			
1-1-0	0-0-0	0-0-0		NEUTRAL	0-0-0		0-0-0		1-1-0			
<hr/>												
RPI S	Opponent	Score	RPI S	Opponent	Score	RPI S	Opponent	Score	RPI S	Opponent	Score	
						115 A Western Ky.			1	1		
						150 A Appalachian St.			2	1		
						153 H UT Martin			2	1		
						176 H SIU Edwardsville			0	1		
						180 H Morehead St.			2	3		
						180 N Morehead St.			2	4		
						187 H Southeast Mo. St.			1	1		
						187 N Southeast Mo. St.			1	0		
						206 A St. Bonaventure			3	2		
						214 A Lipscomb			2	1		
						225 A Belmont			3	1		
						250 A Buffalo			0	1		
						264 A Eastern Ky.			2	3		
						275 A Murray St.			1	2		
						284 H UALR			3	0		
						295 A Chattanooga			4	0		
						298 H Eastern Ill.			3	0		
						308 A Jacksonville St.			3	0		
						315 A Tennessee Tech			5	0		
						<hr/>						
			LAST 10 GAMES									
			180 N Morehead St.			2	4	180 H Morehead St.			2	3
			187 N Southeast Mo. St.			1	0	176 H SIU Edwardsville			0	1
			275 A Murray St.			1	2	298 H Eastern Ill.			3	0
			308 A Jacksonville St.			3	0	225 A Belmont			3	1
			264 A Eastern Ky.			2	3	315 A Tennessee Tech			5	0

Non-Div. I Games:

Austin Peay

Average RPI Win: 208		WON-LOST	WINNING	LAST 10	STRENGTH OF	OPP. STRENGTH	TEAM	ADJ	CONF.	ADJ CONF.		
Average RPI Loss: 119		RECORD	PCT. RANK	GAMES	SCHEDULE	OF SCHEDULE	RPI	RPI	RPI	RPI		
DIV. I ONLY		8-7-4	.52632	137	3-4-3	244	141	187	.48269	186	16	16
DIV. I NON-CONF.		4-4-1	.5	146	0-1-0	199	135	166	.48509	166	14	14
<hr/>												
TOTALS		RPI 1-25		RPI 26-50		W-L RECORDS		RPI 51-100		RPI 101-150		RPI 150+
8-7-4		0-0-0		0-2-0		OVERALL		1-1-0		1-2-0		6-2-4
3-5-2		0-0-0		0-2-0		HOME		1-0-0		1-1-0		1-2-2
5-2-2		0-0-0		0-0-0		AWAY		0-1-0		0-1-0		5-0-2
0-0-0		0-0-0		0-0-0		NEUTRAL		0-0-0		0-0-0		0-0-0
4-4-1		0-0-0		0-1-0		NON-CONFERENCE		0-1-0		1-1-0		3-1-1
2-2-0		0-0-0		0-1-0		HOME		0-0-0		1-0-0		1-1-0
2-2-1		0-0-0		0-0-		AWAY		0-1-0		0-1-0		2-0-1
0-0-0		0-0-0		0-0-0		NEUTRAL		0-0-0		0-0-0		0-0-0
4-3-3		0-0-0		0-1-0		CONFERENCE		1-0-0		0-1-0		3-1-3
1-3-2		0-0-0		0-1-0		HOME		1-0-0		0-1-0		0-1-2
3-0-1		0-0-0		0-0-0		AWAY		0-0-0		0-0-0		3-0-1
0-0-0		0-0-0		0-0-0		NEUTRAL		0-0-0		0-0-0		0-0-0
RPI	S	Opponent	Score	RPI	S	Opponent	Score	RPI	S	Opponent	Score	
30	H	Boston U.	0 1	72	H	Navy	2 0	110	H	Colgate	1 2	
32	H	Rutgers	2 3	89	A	Princeton	0 3	119	A	Seton Hall	0 2	
								145	H	Fairfield	1 0	
								189	A	Massachusetts	2 0	
								206	A	Bucknell	2 1	
								210	H	American	0 0	
								210	H	American	0 0	
								211	A	Central Conn. St.	1 0	
								212	A	Fordham	1 1	
								221	H	Lehigh	0 1	
								230	H	Binghamton	0 1	
								254	A	Lafayette	3 1	
								270	A	Loyola Maryland	1 1	
								282	H	Rhode Island	5 0	
								302	A	Holy Cross	2 1	
<hr/>												
LAST 10 GAMES												
210	H	American	0 0	210	H	American	0 0					
72	H	Navy	2 0	110	H	Colgate	1 2					
254	A	Lafayette	3 1	270	A	Loyola Maryland	1 1					
302	A	Holy Cross	2 1	30	H	Boston U.	0 1					
221	H	Lehigh	0 1	230	H	Binghamton	0 1					

Non-Div. I Games:

Army



Average RPI Win: 243		WON-LOST	WINNING	LAST 10	STRENGTH OF	OPP. STRENGTH	TEAM	ADJ	CONF.	ADJ CONF.			
Average RPI Loss: 149		RECORD	PCT. RANK	GAMES	SCHEDULE	OF SCHEDULE	RPI	RPI	RPI	RPI			
DIV. I ONLY		10-7-3	.575	105	5-4-1	268	220	189	.4818	188	19	19	
DIV. I NON-CONF.		5-3-2	.6	111	0-0-0	293	247	210	.46241	209	20	20	
<hr/>													
TOTALS		RPI 1-25		RPI 26-50		W-L RECORDS		RPI 51-100		RPI 101-150		RPI 150+	
10-7-3		0-0-0		0-0-0		OVERALL		0-2-0		1-1-1		9-4-2	
7-1-1		0-0-0		0-0-0		HOME		0-0-0		1-1-0		6-0-1	
2-6-1		0-0-0		0-0-0		AWAY		0-2-0		0-0-0		2-4-1	
1-0-1		0-0-0		0-0-0		NEUTRAL		0-0-0		0-0-1		1-0-0	
5-3-2		0-0-0		0-0-0		NON-CONFERENCE		0-2-0		0-0-0		5-1-2	
4-0-1		0-0-0		0-0-0		HOME		0-0-0		0-0-0		4-0-1	
1-3-1		0-0-0		0-0-		AWAY		0-2-0		0-0-0		1-1-1	
0-0-0		0-0-0		0-0-0		NEUTRAL		0-0-0		0-0-0		0-0-0	
5-4-1		0-0-0		0-0-0		CONFERENCE		0-0-0		1-1-1		4-3-0	
3-1-0		0-0-0		0-0-0		HOME		0-0-0		1-1-0		2-0-0	
1-3-0		0-0-0		0-0-0		AWAY		0-0-0		0-0-0		1-3-0	
1-0-1		0-0-0		0-0-0		NEUTRAL		0-0-0		0-0-1		1-0-0	
RPI	S	Opponent	Score	RPI	S	Opponent	Score	RPI	S	Opponent	Score		
						57 A	Oral Roberts	2	3	105 H	South Ala.	0	2
						77 A	Tulsa	0	4	105 N	South Ala.	1	1
										115 H	Western Ky.	3	0
										166 A	La.-Lafayette	0	1
										166 N	La.-Lafayette	2	1
										184 A	Texas St.	0	3
										187 A	Southeast Mo. St.	0	0
										197 A	Central Ark.	3	2
										200 H	Southern Miss.	2	2
										220 A	Mississippi St.	0	4
										232 H	Georgia St.	3	2
										235 H	Missouri St.	3	1
										237 A	Troy	0	1
										275 H	Murray St.	3	1
										277 A	La.-Monroe	3	2
										284 H	UALR	2	1
										325 H	Ark.-Pine Bluff	5	0
										327 H	Grambling	7	0
<hr/>													
LAST 10 GAMES													
						105 N	South Ala.	1	1	166 A	La.-Lafayette	0	1
						166 N	La.-Lafayette	2	1	277 A	La.-Monroe	3	2
						184 A	Texas St.	0	3	105 H	South Ala.	0	2
						232 H	Georgia St.	3	2	237 A	Troy	0	1
						115 H	Western Ky.	3	0	284 H	UALR	2	1

Non-Div. I Games:

Arkansas St.

Average RPI Win: 222		WON-LOST	WINNING	LAST 10	STRENGTH OF		OPP. STRENGTH	TEAM	ADJ	CONF.	ADJ CONF.
Average RPI Loss: 110		RECORD	PCT. RANK	GAMES	SCHEDULE		OF SCHEDULE	RPI	RPI	RPI	RPI
DIV. I ONLY		7-9-4	.45	186	3-4-3		178	128	191	.4815	189
DIV. I NON-CONF.		4-5-1	.45	185	0-0-0		156	154	162	.48726	160
TOTALS		RPI 1-25	RPI 26-50		W-L RECORDS		RPI 51-100		RPI 101-150		RPI 150+
7-9-4		0-1-0	0-1-0		OVERALL		0-3-0		1-1-1		6-3-3
4-5-0		0-0-0	0-1-0		HOME		0-2-0		1-1-0		3-1-0
2-3-3		0-1-0	0-0-0		AWAY		0-0-0		0-0-1		2-2-2
1-1-1		0-0-0	0-0-0		NEUTRAL		0-1-0		0-0-0		1-0-1
4-5-1		0-1-0	0-1-0		NON-CONFERENCE		0-1-0		1-0-1		3-2-0
2-3-0		0-0-0	0-1-0		HOME		0-1-0		1-0-0		1-1-0
1-2-1		0-1-0	0-0-		AWAY		0-0-0		0-0-1		1-1-0
1-0-0		0-0-0	0-0-0		NEUTRAL		0-0-0		0-0-0		1-0-0
3-4-3		0-0-0	0-0-0		CONFERENCE		0-2-0		0-1-0		3-1-3
2-2-0		0-0-0	0-0-0		HOME		0-1-0		0-1-0		2-0-0
1-1-2		0-0-0	0-0-0		AWAY		0-0-0		0-0-0		1-1-2
0-1-1		0-0-0	0-0-0		NEUTRAL		0-1-0		0-0-0		0-0-1
RPI S	Opponent	Score	RPI S	Opponent	Score	RPI S	Opponent	Score	RPI S	Opponent	Score
15 A	Texas A&M	1 3	36 H	St. John's (NY)	0 1	63 N	La Salle	0 1	114 H	VCU	0 1
						70 H	Dayton	0 1	134 A	Providence	1 1
						71 H	Brown	1 2	140 H	Northeastern	2 1
									152 A	Saint Joseph's	2 1
									158 A	Saint Louis	1 1
									158 N	Saint Louis	0 0
									175 A	Richmond	0 0
									186 H	Army	0 2
									206 H	St. Bonaventure	2 0
									212 A	Fordham	2 3
									224 N	Lamar	2 1
									227 A	Siena	3 4
									257 A	New Hampshire	1 0
									282 H	Rhode Island	3 1
									290 H	Bryant	1 0
LAST 10 GAMES											
	63 N	La Salle	0	1		282 H	Rhode Island	3	1		
	158 N	Saint Louis	0	0		158 A	Saint Louis	1	1		
	206 H	St. Bonaventure	2	0		70 H	Dayton	0	1		
	175 A	Richmond	0	0		114 H	VCU	0	1		
	212 A	Fordham	2	3		152 A	Saint Joseph's	2	1		

Non-Div. I Games:

Massachusetts

Average RPI Win: 228		WON-LOST RECORD		WINNING PCT. RANK		LAST 10 GAMES		STRENGTH OF SCHEDULE		OPP. STRENGTH OF SCHEDULE		TEAM RPI		ADJ RPI		CONF. RPI		ADJ CONF. RPI	
Average RPI Loss: 121																			
DIV. I ONLY		10-8-2		.55 118		7-2-1		264		174		190		.4815 189		23		23	
DIV. I NON-CONF.		3-5-1		.38889 219		0-0-0		230		157		232		.44603 231		18		17	
TOTALS		RPI 1-25		RPI 26-50		W-L RECORDS		RPI 51-100		RPI 101-150		RPI 150+							
10-8-2		0-1-0		0-0-0		OVERALL		0-2-0		2-2-0		8-3-2							
5-2-0		0-1-0		0-0-0		HOME		0-0-0		2-0-0		3-1-0							
5-5-2		0-0-0		0-0-0		AWAY		0-2-0		0-1-0		5-2-2							
0-1-0		0-0-0		0-0-0		NEUTRAL		0-0-0		0-1-0		0-0-0							
3-5-1		0-1-0		0-0-0		NON-CONFERENCE		0-1-0		0-1-0		3-2-1							
0-2-0		0-1-0		0-0-0		HOME		0-0-0		0-0-0		0-1-0							
3-3-1		0-0-0		0-0-		AWAY		0-1-0		0-1-0		3-1-1							
0-0-0		0-0-0		0-0-0		NEUTRAL		0-0-0		0-0-0		0-0-0							
7-3-1		0-0-0		0-0-0		CONFERENCE		0-1-0		2-1-0		5-1-1							
5-0-0		0-0-0		0-0-0		HOME		0-0-0		2-0-0		3-0-0							
2-2-1		0-0-0		0-0-0		AWAY		0-1-0		0-0-0		2-1-1							
0-1-0		0-0-0		0-0-0		NEUTRAL		0-0-0		0-1-0		0-0-0							
RPI S	Opponent	Score		RPI S	Opponent	Score		RPI S	Opponent	Score		RPI S	Opponent	Score					
11 H	Santa Clara	0 1						61 A	Pepperdine	1 3		106 H	Boise St.	2 1					
								80 A	San Diego St.	1 2		106 N	Boise St.	1 2					
												109 A	Cal St. Fullerton	0 1					
												125 H	Utah St.	1 0					
												159 H	UNLV	1 0					
												181 A	UC Santa Barbara	0 2					
												204 H	Cal St. Northridge	1 2					
												213 A	New Mexico	0 1					
												218 A	UC Riverside	1 0					
												228 A	Gonzaga	1 0					
												247 A	Wyoming	0 0					
												258 A	Sacramento St.	2 2					
												262 H	Nevada	3 1					
												288 A	Air Force	2 1					
												294 A	Eastern Wash.	3 2					
												299 H	Colorado St.	3 0					
												300 A	San Jose St.	1 0					
				LAST 10 GAMES															

Non-Div. I Games:

Fresno St.

Average RPI Win:	268	WON-LOST	WINNING	LAST 10	STRENGTH OF	OPP. STRENGTH	TEAM	ADJ	CONF.	ADJ CONF.	
Average RPI Loss:	131	RECORD	PCT. RANK	GAMES	SCHEDULE	OF SCHEDULE	RPI	RPI	RPI	RPI	
DIV. I ONLY	9-9-0	.5	147	5-5-0	167	295	181	.48147	191	21	21
DIV. I NON-CONF.	3-3-0	.5	146	0-0-0	145	322	173	.48035	178	27	27
<hr/>											
TOTALS	RPI 1-25	RPI 26-50		W-L RECORDS		RPI 51-100		RPI 101-150		RPI 150+	
9-9-0	0-0-0	0-1-0		OVERALL		0-3-0		1-3-0		8-2-0	
3-5-0	0-0-0	0-0-0		HOME		0-1-0		0-3-0		3-1-0	
6-4-0	0-0-0	0-1-0		AWAY		0-2-0		1-0-0		5-1-0	
0-0-0	0-0-0	0-0-0		NEUTRAL		0-0-0		0-0-0		0-0-0	
3-3-0	0-0-0	0-1-0		NON-CONFERENCE		0-0-0		0-1-0		3-1-0	
2-1-0	0-0-0	0-0-0		HOME		0-0-0		0-1-0		2-0-0	
1-2-0	0-0-0	0-0-		AWAY		0-0-0		0-0-0		1-1-0	
0-0-0	0-0-0	0-0-0		NEUTRAL		0-0-0		0-0-0		0-0-0	
6-6-0	0-0-0	0-0-0		CONFERENCE		0-3-0		1-2-0		5-1-0	
1-4-0	0-0-0	0-0-0		HOME		0-1-0		0-2-0		1-1-0	
5-2-0	0-0-0	0-0-0		AWAY		0-2-0		1-0-0		4-0-0	
0-0-0	0-0-0	0-0-0		NEUTRAL		0-0-0		0-0-0		0-0-0	
RPI S	Opponent	Score	RPI S	Opponent	Score	RPI S	Opponent	Score	RPI S	Opponent	Score
			46 A	Furman	1 2	68 A	Liberty	0 1	131 H	High Point	1 2
						68 H	Liberty	1 2	144 H	Wofford	1 2
						86 A	Radford	0 1	147 A	Winthrop	1 0
									148 H	Coastal Caro.	0 4
									170 H	Longwood	0 2
									246 H	Citadel	2 1
									276 A	UNC Asheville	1 0
									278 H	Campbell	2 1
									279 H	USC Upstate	1 0
									280 A	Alabama St.	5 0
									281 A	Charleston So.	2 1
									306 A	Gardner-Webb	1 0
									320 A	South Carolina St.	1 2
									321 A	VMI	4 0
<hr/>											
			LAST 10 GAMES								
			68 A Liberty			0	1	170 H Longwood	0	2	
			147 A Winthrop			1	0	278 H Campbell	2	1	
			131 H High Point			1	2	148 H Coastal Caro.	0	4	
			306 A Gardner-Webb			1	0	68 H Liberty	1	2	
			321 A VMI			4	0	281 A Charleston So.	2	1	

Non-Div. I Games:

Presbyterian

M  
e  
r  
c  
e  
r

**Mercer**



Average RPI Win: 235		WON-LOST	WINNING	LAST 10	STRENGTH OF		OPP. STRENGTH	TEAM	ADJ	CONF.	ADJ CONF.
Average RPI Loss: 107		RECORD	PCT. RANK	GAMES	SCHEDULE		OF SCHEDULE	RPI	RPI	RPI	RPI
DIV. I ONLY		6-9-3	.41667	212	4-4-2		146	145	195	.48007	193
DIV. I NON-CONF.		3-5-2	.4	213	1-0-1		139	173	186	.47691	181
TOTALS		RPI 1-25	RPI 26-50		W-L RECORDS		RPI 51-100		RPI 101-150		RPI 150+
6-9-3	0-0-0	0-3-1		OVERALL		0-1-1		0-3-0		6-2-1	
4-2-0	0-0-0	0-0-0		HOME		0-0-0		0-2-0		4-0-0	
2-4-2	0-0-0	0-0-1		AWAY		0-1-1		0-1-0		2-2-0	
0-3-1	0-0-0	0-3-0		NEUTRAL		0-0-0		0-0-0		0-0-1	
3-5-2	0-0-0	0-3-1		NON-CONFERENCE		0-0-0		0-0-0		3-2-1	
2-0-0	0-0-0	0-0-0		HOME		0-0-0		0-0-0		2-0-0	
1-2-1	0-0-0	0-1-		AWAY		0-0-0		0-0-0		1-2-0	
0-3-1	0-0-0	0-3-0		NEUTRAL		0-0-0		0-0-0		0-0-1	
3-4-1	0-0-0	0-0-0		CONFERENCE		0-1-1		0-3-0		3-0-0	
2-2-0	0-0-0	0-0-0		HOME		0-0-0		0-2-0		2-0-0	
1-2-1	0-0-0	0-0-0		AWAY		0-1-1		0-1-0		1-0-0	
0-0-0	0-0-0	0-0-0		NEUTRAL		0-0-0		0-0-0		0-0-0	
RPI S	Opponent	Score	RPI S	Opponent	Score	RPI S	Opponent	Score	RPI S	Opponent	Score
			29 N	Texas Tech	0 3	84 A	UC Irvine	1 3	109 A	Cal St. Fullerton	0 1
			37 N	Iowa	0 1	98 A	Long Beach St.	1 1	121 H	Cal Poly	0 1
			39 N	California	0 4				142 H	Hawaii	0 2
			42 A	Utah	2 2				168 A	San Francisco	0 1
									181 H	UC Santa Barbara	1 0
									204 H	Cal St. Northridge	1 0
									213 N	New Mexico	0 0
									218 A	UC Riverside	2 1
									234 A	Utah Valley	1 2
									258 H	Sacramento St.	1 0
									265 A	Pacific	1 0
									285 H	Drake	3 2
LAST 10 GAMES											
			181 H	UC Santa Barbara	1 0	142 H	Hawaii	0 2			
			121 H	Cal Poly	0 1	84 A	UC Irvine	1 3			
			109 A	Cal St. Fullerton	0 1	98 A	Long Beach St.	1 1			
			218 A	UC Riverside	2 1	265 A	Pacific	1 0			
			204 H	Cal St. Northridge	1 0	213 N	New Mexico	0 0			

Non-Div. I Games:

UC Davis

Average RPI Win:	271	WON-LOST RECORD	WINNING PCT. RANK	LAST 10 GAMES	STRENGTH OF SCHEDULE	OPP. STRENGTH OF SCHEDULE	TEAM RPI	ADJ RPI	CONF. RPI	ADJ CONF. RPI	
Average RPI Loss:	145										
DIV. I ONLY	11-5-2	.66667	50	7-3-0	313	242	194	.47865	194	24	24
DIV. I NON-CONF.	5-3-2	.6	111	1-1-0	320	213	243	.43806	241	26	26
<hr/>											
TOTALS	RPI 1-25	RPI 26-50		W-L RECORDS	RPI 51-100		RPI 101-150		RPI 150+		
11-5-2	0-1-0	0-0-0		OVERALL	0-0-0		0-2-0		11-2-2		
6-3-1	0-0-0	0-0-0		HOME	0-0-0		0-2-0		6-1-1		
4-1-0	0-1-0	0-0-0		AWAY	0-0-0		0-0-0		4-0-0		
1-1-1	0-0-0	0-0-0		NEUTRAL	0-0-0		0-0-0		1-1-1		
<hr/>											
5-3-2	0-0-0	0-0-0		NON-CONFERENCE	0-0-0		0-2-0		5-1-2		
2-3-1	0-0-0	0-0-0		HOME	0-0-0		0-2-0		2-1-1		
2-0-0	0-0-0	0-0-		AWAY	0-0-0		0-0-0		2-0-0		
1-0-1	0-0-0	0-0-0		NEUTRAL	0-0-0		0-0-0		1-0-1		
<hr/>											
6-2-0	0-1-0	0-0-0		CONFERENCE	0-0-0		0-0-0		6-1-0		
4-0-0	0-0-0	0-0-0		HOME	0-0-0		0-0-0		4-0-0		
2-1-0	0-1-0	0-0-0		AWAY	0-0-0		0-0-0		2-0-0		
0-1-0	0-0-0	0-0-0		NEUTRAL	0-0-0		0-0-0		0-1-0		
<hr/>											
RPI	S	Opponent	Score	RPI	S	Opponent	Score	RPI	S	Opponent	Score
17	A	Denver	0 <div>4</div>					124	H	Kansas	1 <div>2</div>
								132	H	Iowa St.	1 <div>2</div>
								169	N	Sam Houston St.	0 <div>0</div>
								222	H	IPFW	3 0
								223	H	Loyola Chicago	1 <div>2</div>
								224	N	Lamar	3 0
								229	H	North Dakota St.	1 0
								229	N	North Dakota St.	1 <div>2</div>
								260	A	IUPUI	1 0
								262	H	Nevada	0 <div>0</div>
								266	A	Western Ill.	1 0
								269	H	Northern Ill.	2 1
								285	A	Drake	1 0
								289	H	South Dakota	1 0
								303	H	Neb. Omaha	1 0
								311	H	North Dakota	6 1
								319	A	UNI	1 0
<hr/>											
LAST 10 GAMES											
229	N	North Dakota St.	1 <div>2</div>	289	H	South Dakota	1 0				
222	H	IPFW	3 0	260	A	IUPUI	1 0				
17	A	Denver	0 <div>4</div>	266	A	Western Ill.	1 0				
229	H	North Dakota St.	1 0	311	H	North Dakota	6 1				
303	H	Neb. Omaha	1 0	124	H	Kansas	1 <div>2</div>				

Non-Div. I Games:

South Dakota St.

Average RPI Win: 239		WON-LOST RECORD		WINNING PCT. RANK		LAST 10 GAMES		STRENGTH OF SCHEDULE		OPP. STRENGTH OF SCHEDULE		TEAM RPI		ADJ RPI		CONF. RPI		ADJ CONF. RPI	
DIV. I ONLY		7-9-1		.44118 204		5-3-0		137		191		180		.47799 195		14		15	
DIV. I NON-CONF.		2-5-0		.28571 264		0-0-0		136		245		237		.43658 244		17		18	
TOTALS		RPI 1-25		RPI 26-50		W-L RECORDS		RPI 51-100		RPI 101-150		RPI 150+							
7-9-1		0-0-0		0-1-0		OVERALL		0-4-0		1-0-0		6-4-1							
4-2-1		0-0-0		0-0-0		HOME		0-0-0		1-0-0		3-2-1							
3-7-0		0-0-0		0-1-0		AWAY		0-4-0		0-0-0		3-2-0							
0-0-0		0-0-0		0-0-0		NEUTRAL		0-0-0		0-0-0		0-0-0							
2-5-0		0-0-0		0-1-0		NON-CONFERENCE		0-1-0		0-0-0		2-3-0							
1-1-0		0-0-0		0-0-0		HOME		0-0-0		0-0-0		1-1-0							
1-4-0		0-0-0		0-0-		AWAY		0-1-0		0-0-0		1-2-0							
0-0-0		0-0-0		0-0-0		NEUTRAL		0-0-0		0-0-0		0-0-0							
5-4-1		0-0-0		0-0-0		CONFERENCE		0-3-0		1-0-0		4-1-1							
3-1-1		0-0-0		0-0-0		HOME		0-0-0		1-0-0		2-1-1							
2-3-0		0-0-0		0-0-0		AWAY		0-3-0		0-0-0		2-0-0							
0-0-0		0-0-0		0-0-0		NEUTRAL		0-0-0		0-0-0		0-0-0							
RPI	S	Opponent		Score		RPI	S	Opponent		Score		RPI	S	Opponent		Score			
						34	A	Ole Miss	0	5			136	H	Nicholls St.	3	0		
															166	A	La.-Lafayette	0	5
															169	H	Sam Houston St.	2	1
															184	H	Texas St.	1	3
															197	H	Central Ark.	0	3
															224	H	Lamar	0	0
															245	A	Houston Baptist	2	1
															259	H	McNeese St.	2	1
															271	A	Jackson St.	1	0
															277	A	La.-Monroe	1	3
															287	H	Prairie View	3	0
															309	A	A&M-Corpus Christi	3	0
LAST 10 GAMES																			
						309	A	A&M-Corpus Christi	3	0			169	H	Sam Houston St.	2	1		
						57	A	Oral Roberts	0	2			197	H	Central Ark.	0	3		
						79	A	Southeastern La.	0	1			245	A	Houston Baptist	2	1		
						136	H	Nicholls St.	3	0			224	H	Lamar	0	0		
						259	H	McNeese St.	2	1			51	A	Stephen F. Austin	0	2		

Non-Div. I Games: Abilene Christian 0 1 Incarnate Word 0 5

Northwestern St.

Average RPI Win:	255	WON-LOST	WINNING	LAST 10	STRENGTH OF	OPP. STRENGTH	TEAM	ADJ	CONF.	ADJ CONF.										
Average RPI Loss:	122	RECORD	PCT. RANK	GAMES	SCHEDULE	OF SCHEDULE	RPI	RPI	RPI	RPI										
DIV. I ONLY	8-8-4	.5	147	4-3-3	205	281	197	.47674	196	27	27									
DIV. I NON-CONF.	4-6-1	.40909	211	0-1-0	123	249	181	.47716	179	25	25									
TOTALS	RPI 1-25	RPI 26-50	W-L RECORDS	RPI 51-100	RPI 101-150	RPI 150+														
8-8-4	0-0-0	0-1-0	OVERALL	0-2-0	0-3-0	8-2-4														
6-1-1	0-0-0	0-0-0	HOME	0-0-0	0-0-0	6-1-1														
2-6-3	0-0-0	0-1-0	AWAY	0-1-0	0-3-0	2-0-3														
0-1-0	0-0-0	0-0-0	NEUTRAL	0-0-0	0-0-0	0-1-0														
4-6-1	0-0-0	0-1-0	NON-CONFERENCE	0-2-0	0-2-0	4-1-1														
3-1-0	0-0-0	0-0-0	HOME	0-0-0	0-0-0	3-1-0														
1-5-1	0-0-0	0-0-	AWAY	0-2-0	0-2-0	1-0-1														
0-0-0	0-0-0	0-0-0	NEUTRAL	0-0-0	0-0-0	0-0-0														
4-2-3	0-0-0	0-0-0	CONFERENCE	0-0-0	0-1-0	4-1-3														
3-0-1	0-0-0	0-0-0	HOME	0-0-0	0-0-0	3-0-1														
1-1-2	0-0-0	0-0-0	AWAY	0-0-0	0-1-0	1-0-2														
0-1-0	0-0-0	0-0-0	NEUTRAL	0-0-0	0-0-0	0-1-0														
RPI S Opponent Score	RPI S Opponent Score	RPI S Opponent Score	RPI S Opponent Score	RPI S Opponent Score	RPI S Opponent Score	RPI S Opponent Score														
	40 A Penn 0 4	54 A Monmouth 0 1	100 A Syracuse 1 2	102 A Stony Brook 0 6	127 A Saint Francis (PA) 1 4	146 A Columbia 0 2	164 H Hartford 0 3	172 H Wagner 0 0	211 H Central Conn. St. 1 0	219 H Rider 2 0	231 H Iona 1 0	239 A LIU Brooklyn 2 0	239 N LIU Brooklyn 1 2	252 A Vermont 1 1	254 A Lafayette 1 0	272 H Mt. St. Mary's 3 2	283 A Robert Morris 0 0	290 H Bryant 3 0	292 A Sacred Heart 0 0	326 H Delaware St. 2 1
LAST 10 GAMES																				
239 N LIU Brooklyn 1 2				290 H Bryant 3 0																
127 A Saint Francis (PA) 1 4				172 H Wagner 0 0																
283 A Robert Morris 0 0				239 A LIU Brooklyn 2 0																
292 A Sacred Heart 0 0				40 A Penn 0 4																
211 H Central Conn. St. 1 0				272 H Mt. St. Mary's 3 2																

Non-Div. I Games:

Fairleigh Dickinson

Average RPI Win: 254		WON-LOST	WINNING	LAST 10	STRENGTH OF		OPP. STRENGTH	TEAM	ADJ	CONF.	ADJ CONF.
Average RPI Loss: 125		RECORD	PCT. RANK	GAMES	SCHEDULE		OF SCHEDULE	RPI	RPI	RPI	RPI
DIV. I ONLY		8-9-2	.47368	170	3-6-0		192	194	196	.4766	197
DIV. I NON-CONF.		3-3-2	.5	146	0-0-0		258	257	221	.45297	221
TOTALS		RPI 1-25	RPI 26-50		W-L RECORDS		RPI 51-100		RPI 101-150		RPI 150+
8-9-2		0-0-0	0-0-0		OVERALL		0-4-0		0-2-0		8-3-2
5-5-1		0-0-0	0-0-0		HOME		0-2-0		0-1-0		5-2-1
3-3-1		0-0-0	0-0-0		AWAY		0-1-0		0-1-0		3-1-1
0-1-0		0-0-0	0-0-0		NEUTRAL		0-1-0		0-0-0		0-0-0
3-3-2		0-0-0	0-0-0		NON-CONFERENCE		0-0-0		0-1-0		3-2-2
2-2-1		0-0-0	0-0-0		HOME		0-0-0		0-0-0		2-2-1
1-1-1		0-0-0	0-0-		AWAY		0-0-0		0-1-0		1-0-1
0-0-0		0-0-0	0-0-0		NEUTRAL		0-0-0		0-0-0		0-0-0
5-6-0		0-0-0	0-0-0		CONFERENCE		0-4-0		0-1-0		5-1-0
3-3-0		0-0-0	0-0-0		HOME		0-2-0		0-1-0		3-0-0
2-2-0		0-0-0	0-0-0		AWAY		0-1-0		0-0-0		2-1-0
0-1-0		0-0-0	0-0-0		NEUTRAL		0-1-0		0-0-0		0-0-0
RPI S	Opponent	Score	RPI S	Opponent	Score	RPI S	Opponent	Score	RPI S	Opponent	Score
						51 H	Stephen F. Austin	1 2	133 A	TCU	0 3
						57 A	Oral Roberts	1 4	136 H	Nicholls St.	1 2
						79 H	Southeastern La.	1 2	169 A	Sam Houston St.	0 1
						79 N	Southeastern La.	1 4	171 H	UMKC	1 1
									188 H	Arkansas St.	2 3
									195 A	Northwestern St.	3 0
									203 A	Louisiana Tech	2 0
									214 A	Lipscomb	2 2
									224 H	Lamar	1 0
									235 H	Missouri St.	0 2
									245 A	Houston Baptist	1 0
									259 H	McNeese St.	1 0
									277 H	La.-Monroe	6 2
									309 H	A&M-Corpus Christi	2 1
									316 H	Mississippi Val.	4 0
LAST 10 GAMES											
						79 N	Southeastern La.	1 4	245 A	Houston Baptist	1 0
						259 H	McNeese St.	1 0	169 A	Sam Houston St.	0 1
						224 H	Lamar	1 0	136 H	Nicholls St.	1 2
						51 H	Stephen F. Austin	1 2	79 H	Southeastern La.	1 2
						57 A	Oral Roberts	1 4	195 A	Northwestern St.	3 0

Non-Div. I Games: Incarnate Word 3 2 Abilene Christian 1 2

Central Ark.

Average RPI Win:	235	WON-LOST	WINNING	LAST 10	STRENGTH OF	OPP. STRENGTH	TEAM	ADJ	CONF.	ADJ CONF.	
Average RPI Loss:	150	RECORD	PCT. RANK	GAMES	SCHEDULE	OF SCHEDULE	RPI	RPI	RPI	RPI	
DIV. I ONLY	8-7-3	.52778	129	4-4-2	245	241	199	.47616	198	17	17
DIV. I NON-CONF.	6-3-1	.65	82	2-0-0	221	253	143	.50665	143	16	16
<hr/>											
TOTALS	RPI 1-25	RPI 26-50		W-L RECORDS	RPI 51-100		RPI 101-150		RPI 150+		
8-7-3	0-0-0	1-0-0		OVERALL	0-1-0		0-1-1		7-5-2		
7-1-2	0-0-0	1-0-0		HOME	0-0-0		0-1-1		6-0-1		
1-6-1	0-0-0	0-0-0		AWAY	0-1-0		0-0-0		1-5-1		
0-0-0	0-0-0	0-0-0		NEUTRAL	0-0-0		0-0-0		0-0-0		
<hr/>											
6-3-1	0-0-0	1-0-0		NON-CONFERENCE	0-0-0		0-1-0		5-2-1		
6-1-0	0-0-0	1-0-0		HOME	0-0-0		0-1-0		5-0-0		
0-2-1	0-0-0	0-0-		AWAY	0-0-0		0-0-0		0-2-1		
0-0-0	0-0-0	0-0-0		NEUTRAL	0-0-0		0-0-0		0-0-0		
<hr/>											
2-4-2	0-0-0	0-0-0		CONFERENCE	0-1-0		0-0-1		2-3-1		
1-0-2	0-0-0	0-0-0		HOME	0-0-0		0-0-1		1-0-1		
1-4-0	0-0-0	0-0-0		AWAY	0-1-0		0-0-0		1-3-0		
0-0-0	0-0-0	0-0-0		NEUTRAL	0-0-0		0-0-0		0-0-0		
<hr/>											
RPI S	Opponent	Score	RPI S	Opponent	Score	RPI S	Opponent	Score	RPI S	Opponent	Score
			43 H	DePaul	1 0	82 A	Milwaukee	2 3	112 H	Wright St.	0 0
									122 H	Miami (OH)	0 1
									154 A	Kent St.	0 1
									156 A	Oakland	0 2
									160 A	Detroit	0 2
									160 A	Detroit	0 1
									179 H	Northwestern	1 0
									217 A	Evansville	1 2
									222 H	IPFW	1 0
									248 H	Green Bay	1 1
									255 H	Cleveland St.	2 1
									260 A	IUPUI	0 0
									266 H	Western Ill.	2 0
									298 H	Eastern Ill.	2 1
									307 H	Grand Canyon	1 0
									312 A	Youngstown St.	2 0
<hr/>											
LAST 10 GAMES											
	160 A	Detroit	0 1		156 A	Oakland	0 2				
	248 H	Green Bay	1 1		255 H	Cleveland St.	2 1				
	160 A	Detroit	0 2		82 A	Milwaukee	2 3				
	312 A	Youngstown St.	2 0		298 H	Eastern Ill.	2 1				
	112 H	Wright St.	0 0		266 H	Western Ill.	2 0				

Non-Div. I Games:

Valparaiso

Average RPI Win: 253		WON-LOST RECORD		WINNING PCT. RANK		LAST 10 GAMES		STRENGTH OF SCHEDULE		OPP. STRENGTH OF SCHEDULE		TEAM RPI		ADJ RPI		CONF. RPI		ADJ CONF. RPI	
DIV. I ONLY		11-7-4		.59091 100		3-4-3		299		208		198		.47503 199		20		20	
DIV. I NON-CONF.		5-2-1		.6875 67		0-0-0		324		242		220		.45501 219		21		21	
TOTALS		RPI 1-25		RPI 26-50		W-L RECORDS		RPI 51-100		RPI 101-150		RPI 150+							
11-7-4		0-1-0		0-0-0		OVERALL		1-2-0		0-1-1		10-3-3							
5-2-2		0-0-0		0-0-0		HOME		0-0-0		0-1-0		5-1-2							
6-4-1		0-1-0		0-0-0		AWAY		1-1-0		0-0-0		5-2-1							
0-1-1		0-0-0		0-0-0		NEUTRAL		0-1-0		0-0-1		0-0-0							
5-2-1		0-1-0		0-0-0		NON-CONFERENCE		0-0-0		0-0-0		5-1-1							
4-0-0		0-0-0		0-0-0		HOME		0-0-0		0-0-0		4-0-0							
1-2-1		0-1-0		0-0-		AWAY		0-0-0		0-0-0		1-1-1							
0-0-0		0-0-0		0-0-0		NEUTRAL		0-0-0		0-0-0		0-0-0							
6-5-3		0-0-0		0-0-0		CONFERENCE		1-2-0		0-1-1		5-2-2							
1-2-2		0-0-0		0-0-0		HOME		0-0-0		0-1-0		1-1-2							
5-2-0		0-0-0		0-0-0		AWAY		1-1-0		0-0-0		4-1-0							
0-1-1		0-0-0		0-0-0		NEUTRAL		0-1-0		0-0-1		0-0-0							
RPI S	Opponent	Score		RPI S	Opponent	Score		RPI S	Opponent	Score		RPI S	Opponent	Score					
21 A	Colorado Col.	0 2						95 A	Eastern Mich.	1 0		122 H	Miami (OH)	2 3					
								97 A	Western Mich.	1 2		122 N	Miami (OH)	0 0					
								97 N	Western Mich.	0 1		154 H	Kent St.	0 1					
												163 A	Central Mich.	0 1					
												163 A	Central Mich.	2 1					
												215 H	Ohio	2 1					
												222 A	IPFW	0 1					
												242 H	Toledo	2 2					
												248 H	Green Bay	3 0					
												250 A	Buffalo	1 0					
												260 A	IUPUI	1 1					
												269 H	Northern Ill.	2 2					
												274 A	Akron	2 0					
												288 A	Air Force	1 0					
												298 H	Eastern Ill.	3 0					
												313 A	Bowling Green	2 0					
												315 H	Tennessee Tech	2 0					
												319 H	UNI	2 1					
				LAST 10 GAMES															
				97 N	Western Mich.	0 1		313 A	Bowling Green	2 0									
				122 N	Miami (OH)	0 0		269 H	Northern Ill.	2 2									
				163 A	Central Mich.	2 1		242 H	Toledo	2 2									
				122 H	Miami (OH)	2 3		97 A	Western Mich.	1 2									
				163 A	Central Mich.	0 1		95 A	Eastern Mich.	1 0									

Non-Div. I Games:

Ball St.

Average RPI Win: 258		WON-LOST	WINNING	LAST 10	STRENGTH OF		OPP. STRENGTH	TEAM	ADJ	CONF.	ADJ CONF.
Average RPI Loss: 121		RECORD	PCT. RANK	GAMES	SCHEDULE		OF SCHEDULE	RPI	RPI	RPI	RPI
DIV. I ONLY		7-9-4	.45	186	1-7-2		202	165	203	.47466	200
DIV. I NON-CONF.		6-2-2	.7	62	0-0-0		225	265	128	.51739	125
TOTALS		RPI 1-25	RPI 26-50		W-L RECORDS		RPI 51-100		RPI 101-150		RPI 150+
7-9-4		0-1-0	0-0-1		OVERALL		1-3-1		0-2-1		6-3-1
5-4-1		0-0-0	0-0-0		HOME		1-1-0		0-2-1		4-1-0
1-5-2		0-1-0	0-0-0		AWAY		0-2-1		0-0-0		1-2-1
1-0-1		0-0-0	0-0-1		NEUTRAL		0-0-0		0-0-0		1-0-0
6-2-2		0-0-0	0-0-1		NON-CONFERENCE		1-1-0		0-1-0		5-0-1
4-1-0		0-0-0	0-0-0		HOME		1-0-0		0-1-0		3-0-0
1-1-1		0-0-0	0-0-		AWAY		0-1-0		0-0-0		1-0-1
1-0-1		0-0-0	0-0-1		NEUTRAL		0-0-0		0-0-0		1-0-0
1-7-2		0-1-0	0-0-0		CONFERENCE		0-2-1		0-1-1		1-3-0
1-3-1		0-0-0	0-0-0		HOME		0-1-0		0-1-1		1-1-0
0-4-1		0-1-0	0-0-0		AWAY		0-1-1		0-0-0		0-2-0
0-0-0		0-0-0	0-0-0		NEUTRAL		0-0-0		0-0-0		0-0-0
RPI S	Opponent	Score	RPI S	Opponent	Score	RPI S	Opponent	Score	RPI S	Opponent	Score
21 A	Colorado Col.	1 5	46 N	Furman	1 1	77 H	Tulsa	0 1	105 H	South Ala.	2 3
						78 A	North Texas	1 1	118 H	Marshall	0 0
						79 H	Southeastern La.	1 0	141 H	East Carolina	0 1
						87 A	Auburn	0 6	157 H	Rice	0 3
						90 A	UTEP	0 1	188 A	Arkansas St.	2 2
									203 A	Louisiana Tech	0 2
									208 A	UTSA	0 3
									220 H	Mississippi St.	3 0
									271 N	Jackson St.	4 0
									273 H	Old Dominion	4 3
									316 A	Mississippi Val.	6 0
									323 H	Alcorn	10 1
									325 H	Ark.-Pine Bluff	8 0
LAST 10 GAMES											
	21 A	Colorado Col.	1	5		157 H	Rice	0	3		
	273 H	Old Dominion	4	3		118 H	Marshall	0	0		
	141 H	East Carolina	0	1		77 H	Tulsa	0	1		
	203 A	Louisiana Tech	0	2		90 A	UTEP	0	1		
	208 A	UTSA	0	3		78 A	North Texas	1	1		

Non-Div. I Games:

Southern Miss.



Average RPI Win: 259		WON-LOST	WINNING	LAST 10	STRENGTH OF		OPP. STRENGTH	TEAM	ADJ	CONF.	ADJ CONF.				
Average RPI Loss: 90		RECORD	PCT. RANK	GAMES	SCHEDULE		OF SCHEDULE	RPI	RPI	RPI	RPI				
DIV. I ONLY		7-8-1	.46875	181	3-7-0		208	186	200	.47464	201	8	8		
DIV. I NON-CONF.		6-2-1	.72222	54	2-1-0		304	295	174	.48148	173	9	9		
TOTALS		RPI 1-25	RPI 26-50		W-L RECORDS		RPI 51-100		RPI 101-150		RPI 150+				
7-8-1		0-0-0	0-1-0		OVERALL		0-4-0		1-3-0		6-0-1				
5-3-0		0-0-0	0-0-0		HOME		0-2-0		1-1-0		4-0-0				
2-4-1		0-0-0	0-1-0		AWAY		0-2-0		0-1-0		2-0-1				
0-1-0		0-0-0	0-0-0		NEUTRAL		0-0-0		0-1-0		0-0-0				
6-2-1		0-0-0	0-0-0		NON-CONFERENCE		0-0-0		0-2-0		6-0-1				
4-1-0		0-0-0	0-0-0		HOME		0-0-0		0-1-0		4-0-0				
2-0-1		0-0-0	0-0-		AWAY		0-0-0		0-0-0		2-0-1				
0-1-0		0-0-0	0-0-0		NEUTRAL		0-0-0		0-1-0		0-0-0				
1-6-0		0-0-0	0-1-0		CONFERENCE		0-4-0		1-1-0		0-0-0				
1-2-0		0-0-0	0-0-0		HOME		0-2-0		1-0-0		0-0-0				
0-4-0		0-0-0	0-1-0		AWAY		0-2-0		0-1-0		0-0-0				
0-0-0		0-0-0	0-0-0		NEUTRAL		0-0-0		0-0-0		0-0-0				
RPI	S	Opponent	Score	RPI	S	Opponent	Score	RPI	S	Opponent	Score	RPI	S	Opponent	Score
				40	A	Penn	0 1	52	H	Harvard	2 7	110	H	Colgate	0 3
								71	H	Brown	2 3	126	A	Yale	0 1
								89	A	Princeton	0 4	138	N	Cincinnati	0 1
								94	A	Dartmouth	1 4	146	H	Columbia	2 0
												230	H	Binghamton	2 0
												243	H	Marist	2 1
												250	A	Buffalo	0 0
												267	H	NJIT	4 0
												292	A	Sacred Heart	1 0
												310	H	Albany (NY)	5 4
												326	A	Delaware St.	1 0
LAST 10 GAMES															
				94	A	Dartmouth	1 4	326	A	Delaware St.	1 0				
				89	A	Princeton	0 4	40	A	Penn	0 1				
				71	H	Brown	2 3	146	H	Columbia	2 0				
				126	A	Yale	0 1	267	H	NJIT	4 0				
				52	H	Harvard	2 7	138	N	Cincinnati	0 1				

Non-Div. I Games:

Cornell

Average RPI Win:	213	WON-LOST	WINNING	LAST 10	STRENGTH OF	OPP. STRENGTH	TEAM	ADJ	CONF.	ADJ CONF.		
Average RPI Loss:	40	RECORD	PCT. RANK	GAMES	SCHEDULE	OF SCHEDULE	RPI	RPI	RPI	RPI		
DIV. I ONLY		4-14-1	.23684	294	0-10-0	82	18	202	.47368	202	1	1
DIV. I NON-CONF.		4-1-1	.75	41	0-0-0	241	215	108	.52821	108	1	1
<hr/>												
TOTALS	RPI 1-25	RPI 26-50		W-L RECORDS		RPI 51-100		RPI 101-150		RPI 150+		
4-14-1	0-7-0	0-2-0		OVERALL		0-4-0		0-1-0		4-0-1		
3-6-0	0-3-0	0-1-0		HOME		0-1-0		0-1-0		3-0-0		
1-8-1	0-4-0	0-1-0		AWAY		0-3-0		0-0-0		1-0-1		
0-0-0	0-0-0	0-0-0		NEUTRAL		0-0-0		0-0-0		0-0-0		
<hr/>												
4-1-1	0-0-0	0-0-0		NON-CONFERENCE		0-1-0		0-0-0		4-0-1		
3-0-0	0-0-0	0-0-0		HOME		0-0-0		0-0-0		3-0-0		
1-1-1	0-0-0	0-0-		AWAY		0-1-0		0-0-0		1-0-1		
0-0-0	0-0-0	0-0-0		NEUTRAL		0-0-0		0-0-0		0-0-0		
<hr/>												
0-13-0	0-7-0	0-2-0		CONFERENCE		0-3-0		0-1-0		0-0-0		
0-6-0	0-3-0	0-1-0		HOME		0-1-0		0-1-0		0-0-0		
0-7-0	0-4-0	0-1-0		AWAY		0-2-0		0-0-0		0-0-0		
0-0-0	0-0-0	0-0-0		NEUTRAL		0-0-0		0-0-0		0-0-0		
<hr/>												
RPI	S	Opponent	Score	RPI	S	Opponent	Score	RPI	S	Opponent	Score	
1	H	Virginia	1 3	26	H	Boston College	0 3	55	A	Ohio St.	0 2	
3	A	Florida St.	0 4	47	A	Maryland	1 3	73	A	Miami (FL)	0 1	
4	H	North Carolina	0 1					76	A	Clemson	0 2	
5	H	Virginia Tech	0 4					100	H	Syracuse	0 4	
17	A	Wake Forest	1 3									
24	A	Duke	3 6									
25	A	Notre Dame	0 3									
<hr/>												
				LAST 10 GAMES								
				47	A	Maryland	1 3	73	A	Miami (FL)	0 1	
				24	A	Duke	3 6	100	H	Syracuse	0 4	
				17	A	Wake Forest	1 3	25	A	Notre Dame	0 3	
				5	H	Virginia Tech	0 4	4	H	North Carolina	0 1	
				3	A	Florida St.	0 4	1	H	Virginia	1 3	

Non-Div. I Games:

Pittsburgh

Average RPI Win:	211	WON-LOST	WINNING	LAST 10	STRENGTH OF	OPP. STRENGTH	TEAM	ADJ	CONF.	ADJ CONF.	
Average RPI Loss:	137	RECORD	PCT. RANK	GAMES	SCHEDULE	OF SCHEDULE	RPI	RPI	RPI	RPI	
DIV. I ONLY	9-10-1	.475	165	4-6-0	211	189	201	.47311	203	11	11
DIV. I NON-CONF.	5-4-1	.55	136	0-0-0	279	297	219	.45477	220	12	12
<hr/>											
TOTALS	RPI 1-25	RPI 26-50		W-L RECORDS		RPI 51-100		RPI 101-150		RPI 150+	
9-10-1	0-1-0	0-0-0		OVERALL		1-2-0		1-2-0		7-5-1	
4-3-0	0-0-0	0-0-0		HOME		1-0-0		1-0-0		2-3-0	
5-6-1	0-1-0	0-0-0		AWAY		0-2-0		0-1-0		5-2-1	
0-1-0	0-0-0	0-0-0		NEUTRAL		0-0-0		0-1-0		0-0-0	
<hr/>											
5-4-1	0-0-0	0-0-0		NON-CONFERENCE		0-0-0		0-2-0		5-2-1	
1-1-0	0-0-0	0-0-0		HOME		0-0-0		0-0-0		1-1-0	
4-2-1	0-0-0	0-0-		AWAY		0-0-0		0-1-0		4-1-1	
0-1-0	0-0-0	0-0-0		NEUTRAL		0-0-0		0-1-0		0-0-0	
<hr/>											
4-6-0	0-1-0	0-0-0		CONFERENCE		1-2-0		1-0-0		2-3-0	
3-2-0	0-0-0	0-0-0		HOME		1-0-0		1-0-0		1-2-0	
1-4-0	0-1-0	0-0-0		AWAY		0-2-0		0-0-0		1-1-0	
0-0-0	0-0-0	0-0-0		NEUTRAL		0-0-0		0-0-0		0-0-0	
<hr/>											
RPI S	Opponent	Score	RPI S	Opponent	Score	RPI S	Opponent	Score	RPI S	Opponent	Score
21 A	Colorado Col.	0 1				77 A	Tulsa	0 3	101 A	LSU	0 1
						78 A	North Texas	0 1	105 N	South Ala.	0 1
						90 H	UTEP	3 0	118 H	Marshall	2 0
									157 H	Rice	0 3
									166 A	La.-Lafayette	3 2
									167 H	FIU	2 3
									173 A	Middle Tenn.	1 0
									197 H	Central Ark.	0 2
									200 H	Southern Miss.	2 0
									208 A	UTSA	0 2
									237 A	Troy	2 0
									259 A	McNeese St.	2 4
									271 A	Jackson St.	0 0
									284 A	UALR	2 0
									305 H	Southern U.	5 0
									327 A	Grambling	6 0
<hr/>											
LAST 10 GAMES											
						157 H	Rice	0 3	173 A	Middle Tenn.	1 0
						208 A	UTSA	0 2	167 H	FIU	2 3
						21 A	Colorado Col.	0 1	118 H	Marshall	2 0
						200 H	Southern Miss.	2 0	78 A	North Texas	0 1
						90 H	UTEP	3 0	77 A	Tulsa	0 3

Non-Div. I Games:

Louisiana Tech

Average RPI Win:		163	WON-LOST RECORD		WINNING PCT. RANK		LAST 10 GAMES		STRENGTH OF SCHEDULE		OPP. STRENGTH OF SCHEDULE		TEAM RPI		ADJ RPI		CONF. RPI		ADJ CONF. RPI	
DIV. I ONLY			6-12-1		.34211 258		2-7-1		135		93		209		.47165 204		12		12	
DIV. I NON-CONF.			5-6-0		.45455 183		1-1-0		118		45		140		.50947 138		11		11	
TOTALS		RPI 1-25		RPI 26-50		W-L RECORDS		RPI 51-100		RPI 101-150		RPI 150+								
6-12-1		0-1-0		0-1-0		OVERALL		2-4-0		1-3-1		3-3-0								
5-4-0		0-0-0		0-0-0		HOME		2-2-0		1-1-0		2-1-0								
1-8-1		0-1-0		0-1-0		AWAY		0-2-0		0-2-1		1-2-0								
0-0-0		0-0-0		0-0-0		NEUTRAL		0-0-0		0-0-0		0-0-0								
5-6-0		0-1-0		0-1-0		NON-CONFERENCE		1-3-0		1-1-0		3-0-0								
4-1-0		0-0-0		0-0-0		HOME		1-1-0		1-0-0		2-0-0								
1-5-0		0-1-0		0-0-		AWAY		0-2-0		0-1-0		1-0-0								
0-0-0		0-0-0		0-0-0		NEUTRAL		0-0-0		0-0-0		0-0-0								
1-6-1		0-0-0		0-0-0		CONFERENCE		1-1-0		0-2-1		0-3-0								
1-3-0		0-0-0		0-0-0		HOME		1-1-0		0-1-0		0-1-0								
0-3-1		0-0-0		0-0-0		AWAY		0-0-0		0-1-1		0-2-0								
0-0-0		0-0-0		0-0-0		NEUTRAL		0-0-0		0-0-0		0-0-0								
RPI	S	Opponent		Score		RPI	S	Opponent		Score		RPI	S	Opponent		Score				
2	A	UCLA		0 3		29	A	Texas Tech		1 3		60	A	Arizona St.		0 2				
												77	H	Tulsa		1 0				
												84	H	UC Irvine		1 2				
												91	A	San Diego		1 3				
												91	H	San Diego		0 2				
												98	H	Long Beach St.		1 0				
												109	A	Cal St. Fullerton		1 1				
												111	A	Southern California		1 4				
												116	H	Oregon St.		3 1				
												121	H	Cal Poly		0 1				
												142	A	Hawaii		0 2				
												181	H	UC Santa Barbara		0 1				
												189	A	Fresno St.		2 1				
												193	A	UC Davis		0 1				
												218	A	UC Riverside		1 3				
												244	H	Loyola Marymount		2 1				
												251	H	Houston		2 1				
LAST 10 GAMES																				
						142	A	Hawaii		0 2		121	H	Cal Poly		0 1				
						84	H	UC Irvine		1 2		109	A	Cal St. Fullerton		1 1				
						98	H	Long Beach St.		1 0		218	A	UC Riverside		1 3				
						193	A	UC Davis		0 1		244	H	Loyola Marymount		2 1				
						181	H	UC Santa Barbara		0 1		91	H	San Diego		0 2				

Non-Div. I Games:

Cal St. Northridge

Average RPI Win:		232	WON-LOST RECORD		WINNING PCT. RANK		LAST 10 GAMES		STRENGTH OF SCHEDULE		OPP. STRENGTH OF SCHEDULE		TEAM RPI		ADJ RPI		CONF. RPI		ADJ CONF. RPI	
DIV. I ONLY			7-6-5		.52778 129		4-4-2		272		178		205		.47123 205		15		14	
DIV. I NON-CONF.			4-2-3		.61111 102		1-0-0		295		214		206		.46505 208		13		13	
TOTALS		RPI 1-25		RPI 26-50		W-L RECORDS		RPI 51-100		RPI 101-150		RPI 150+								
7-6-5		0-1-0		0-0-0		OVERALL		1-1-0		0-1-2		6-3-3								
3-3-2		0-1-0		0-0-0		HOME		1-0-0		0-1-1		2-1-1								
4-2-3		0-0-0		0-0-0		AWAY		0-0-0		0-0-1		4-2-1								
0-1-0		0-0-0		0-0-0		NEUTRAL		0-1-0		0-0-0		0-0-0								
4-2-3		0-1-0		0-0-0		NON-CONFERENCE		0-0-0		0-1-1		4-0-2								
1-2-1		0-1-0		0-0-0		HOME		0-0-0		0-1-0		1-0-1								
3-0-2		0-0-0		0-0-		AWAY		0-0-0		0-0-1		3-0-1								
0-0-0		0-0-0		0-0-0		NEUTRAL		0-0-0		0-0-0		0-0-0								
3-4-2		0-0-0		0-0-0		CONFERENCE		1-1-0		0-0-1		2-3-1								
2-1-1		0-0-0		0-0-0		HOME		1-0-0		0-0-1		1-1-0								
1-2-1		0-0-0		0-0-0		AWAY		0-0-0		0-0-0		1-2-1								
0-1-0		0-0-0		0-0-0		NEUTRAL		0-1-0		0-0-0		0-0-0								
RPI	S	Opponent		Score		RPI	S	Opponent		Score		RPI	S	Opponent		Score				
10	H	Georgetown		2	3							114	H	VCU		0	0			
								63 H La Salle		1 0		127	H	Saint Francis (PA)		1	3			
								63 N La Salle		0 2		141	A	East Carolina		1	1			
												152	H	Saint Joseph's		0	2			
												175	H	Richmond		2	0			
												206	A	St. Bonaventure		0	1			
												210	A	American		1	0			
												216	A	George Mason		0	1			
												241	A	Duquesne		0	0			
												270	H	Loyola Maryland		1	1			
												272	A	Mt. St. Mary's		0	0			
												273	A	Old Dominion		2	1			
												282	A	Rhode Island		1	0			
												293	A	Howard		3	1			
												326	H	Delaware St.		5	0			
LAST 10 GAMES																				
								63 N La Salle		0 2				241 A Duquesne		0 0				
								175 H Richmond		2 0				206 A St. Bonaventure		0 1				
								326 H Delaware St.		5 0				152 H Saint Joseph's		0 2				
								114 H VCU		0 0				63 H La Salle		1 0				
								216 A George Mason		0 1				282 A Rhode Island		1 0				

Non-Div. I Games:

George Washington

Average RPI Win: 207		WON-LOST	WINNING	LAST 10	STRENGTH OF		OPP. STRENGTH	TEAM	ADJ		CONF.	ADJ CONF.	
Average RPI Loss: 159		RECORD	PCT. RANK	GAMES	SCHEDULE		OF SCHEDULE	RPI	RPI		RPI	RPI	
DIV. I ONLY		8-10-1	.44737	192	6-4-0		182	221	205	.47023	206	15	14
DIV. I NON-CONF.		3-5-1	.38889	219	1-0-0		198	301	238	.44026	237	13	13
TOTALS		RPI 1-25	RPI 26-50		W-L RECORDS		RPI 51-100		RPI 101-150		RPI 150+		
8-10-1	0-0-0	0-0-0		OVERALL		1-3-0		1-0-0		6-7-1			
6-3-0	0-0-0	0-0-0		HOME		1-1-0		1-0-0		4-2-0			
1-6-0	0-0-0	0-0-0		AWAY		0-1-0		0-0-0		1-5-0			
1-1-1	0-0-0	0-0-0		NEUTRAL		0-1-0		0-0-0		1-0-1			
3-5-1	0-0-0	0-0-0		NON-CONFERENCE		0-2-0		0-0-0		3-3-1			
2-3-0	0-0-0	0-0-0		HOME		0-1-0		0-0-0		2-2-0			
1-2-0	0-0-0	0-0-		AWAY		0-1-0		0-0-0		1-1-0			
0-0-1	0-0-0	0-0-0		NEUTRAL		0-0-0		0-0-0		0-0-1			
5-5-0	0-0-0	0-0-0		CONFERENCE		1-1-0		1-0-0		3-4-0			
4-0-0	0-0-0	0-0-0		HOME		1-0-0		1-0-0		2-0-0			
0-4-0	0-0-0	0-0-0		AWAY		0-0-0		0-0-0		0-4-0			
1-1-0	0-0-0	0-0-0		NEUTRAL		0-1-0		0-0-0		1-0-0			
RPI S	Opponent	Score	RPI S	Opponent	Score	RPI S	Opponent	Score	RPI S	Opponent	Score		
						63 H La Salle		2 1	114 H VCU		2 0		
						70 N Dayton		1 4	152 H Saint Joseph's		3 2		
						72 A Navy		2 3	154 A Kent St.		2 3		
						92 H Hofstra		0 1	158 A Saint Louis		2 3		
									175 A Richmond		1 2		
									185 H Austin Peay		2 3		
									189 A Massachusetts		0 2		
									205 H George Washington		1 0		
									216 N George Mason		1 0		
									226 N Towson		2 2		
									241 A Duquesne		1 3		
									250 H Buffalo		1 2		
									283 H Robert Morris		2 0		
									304 A Canisius		2 0		
									317 H UMass Lowell		3 1		
LAST 10 GAMES													
						70 N Dayton		1 4	114 H VCU		2 0		
						216 N George Mason		1 0	205 H George Washington		1 0		
						189 A Massachusetts		0 2	175 A Richmond		1 2		
						152 H Saint Joseph's		3 2	241 A Duquesne		1 3		
						63 H La Salle		2 1	283 H Robert Morris		2 0		

Non-Div. I Games:

St. Bonaventure

Average RPI Win:		252	WON-LOST RECORD		WINNING PCT. RANK		LAST 10 GAMES		STRENGTH OF SCHEDULE		OPP. STRENGTH OF SCHEDULE		TEAM RPI		ADJ RPI		CONF. RPI		ADJ CONF. RPI	
DIV. I ONLY			7-9-2		.44444	199	4-4-2		198		172		207		.47023	206	16		16	
DIV. I NON-CONF.			3-5-0		.375	227	0-0-0		183		198		222		.45294	222	14		14	
TOTALS		RPI 1-25		RPI 26-50		W-L RECORDS		RPI 51-100		RPI 101-150		RPI 150+								
7-9-2		0-1-0		0-1-0		OVERALL		0-1-0		0-2-2		7-4-0								
3-4-1		0-1-0		0-0-0		HOME		0-1-0		0-1-1		3-1-0								
4-5-1		0-0-0		0-1-0		AWAY		0-0-0		0-1-1		4-3-0								
0-0-0		0-0-0		0-0-0		NEUTRAL		0-0-0		0-0-0		0-0-0								
3-5-0		0-1-0		0-0-0		NON-CONFERENCE		0-0-0		0-2-0		3-2-0								
1-2-0		0-1-0		0-0-0		HOME		0-0-0		0-1-0		1-0-0								
2-3-0		0-0-0		0-0-		AWAY		0-0-0		0-1-0		2-2-0								
0-0-0		0-0-0		0-0-0		NEUTRAL		0-0-0		0-0-0		0-0-0								
4-4-2		0-0-0		0-1-0		CONFERENCE		0-1-0		0-0-2		4-2-0								
2-2-1		0-0-0		0-0-0		HOME		0-1-0		0-0-1		2-1-0								
2-2-1		0-0-0		0-1-0		AWAY		0-0-0		0-0-1		2-1-0								
0-0-0		0-0-0		0-0-0		NEUTRAL		0-0-0		0-0-0		0-0-0								
RPI	S	Opponent		Score		RPI	S	Opponent		Score		RPI	S	Opponent		Score				
9	H	Penn St.		0 6		30	A	Boston U.		0 1		72	H	Navy		0 2				
												110	A	Colgate		0 0				
												110	H	Colgate		1 1				
												127	A	UMBC		0 1				
												127	H	Saint Francis (PA)		1 2				
												186	H	Army		1 2				
												202	A	Pittsburgh		0 3				
												210	A	American		0 3				
												219	H	Rider		3 0				
												221	A	Lehigh		3 2				
												226	A	Towson		1 0				
												254	A	Lafayette		1 0				
												270	H	Loyola Maryland		2 1				
												272	A	Mt. St. Mary's		2 0				
												283	A	Robert Morris		1 3				
						302	H	Holy Cross		2 0										
						LAST 10 GAMES														
						110	A	Colgate		0 0		72	H	Navy		0 2				
						30	A	Boston U.		0 1		210	A	American		0 3				
						302	H	Holy Cross		2 0		270	H	Loyola Maryland		2 1				
						254	A	Lafayette		1 0		221	A	Lehigh		3 2				
						110	H	Colgate		1 1		186	H	Army		1 2				

Non-Div. I Games:

Bucknell

Average RPI Win:		200	WON-LOST RECORD		WINNING PCT. RANK		LAST 10 GAMES		STRENGTH OF SCHEDULE		OPP. STRENGTH OF SCHEDULE		TEAM RPI		ADJ RPI		CONF. RPI		ADJ CONF. RPI				
DIV. I ONLY			5-12-2		.31579 272		4-4-2		101		105		204		.47016 208		11		11				
DIV. I NON-CONF.			1-8-0		.11111 308		0-0-0		97		54		257		.42725 259		12		12				
TOTALS		RPI 1-25		RPI 26-50				W-L RECORDS				RPI 51-100				RPI 101-150				RPI 150+			
5-12-2		0-1-1		0-3-0				OVERALL				0-5-0				0-1-0				5-2-1			
4-3-2		0-0-1		0-0-0				HOME				0-1-0				0-0-0				4-2-1			
1-9-0		0-1-0		0-3-0				AWAY				0-4-0				0-1-0				1-0-0			
0-0-0		0-0-0		0-0-0				NEUTRAL				0-0-0				0-0-0				0-0-0			
1-8-0		0-1-0		0-3-0				NON-CONFERENCE				0-2-0				0-0-0				1-2-0			
1-3-0		0-0-0		0-0-0				HOME				0-1-0				0-0-0				1-2-0			
0-5-0		0-1-0		0-0-				AWAY				0-1-0				0-0-0				0-0-0			
0-0-0		0-0-0		0-0-0				NEUTRAL				0-0-0				0-0-0				0-0-0			
4-4-2		0-0-1		0-0-0				CONFERENCE				0-3-0				0-1-0				4-0-1			
3-0-2		0-0-1		0-0-0				HOME				0-0-0				0-0-0				3-0-1			
1-4-0		0-0-0		0-0-0				AWAY				0-3-0				0-1-0				1-0-0			
0-0-0		0-0-0		0-0-0				NEUTRAL				0-0-0				0-0-0				0-0-0			
RPI	S	Opponent		Score		RPI	S	Opponent		Score		RPI	S	Opponent		Score		RPI	S	Opponent		Score	
15	A	Texas A&M		0	1	27	A	Louisville		0	1	59	A	Baylor		0	5	107	A	Charlotte		0	2
21	H	Colorado Col.		0	0	33	A	Kentucky		0	1	77	A	Tulsa		0	1	157	H	Rice		2	0
						50	A	Texas		0	3	78	A	North Texas		2	4	169	H	Sam Houston St.		1	0
												85	H	Samford		0	2	200	H	Southern Miss.		3	0
												90	A	UTEP		0	2	203	H	Louisiana Tech		2	0
																		224	H	Lamar		1	3
																		256	H	Fla. Atlantic		0	0
																		273	A	Old Dominion		2	1
																		309	H	A&M-Corpus Christi		1	2
LAST 10 GAMES																							
						77	A	Tulsa		0	1	78	A	North Texas		2	4						
						203	H	Louisiana Tech		2	0	273	A	Old Dominion		2	1						
						90	A	UTEP		0	2	107	A	Charlotte		0	2						
						21	H	Colorado Col.		0	0	157	H	Rice		2	0						
						200	H	Southern Miss.		3	0	256	H	Fla. Atlantic		0	0						

Non-Div. I Games:

UTSA



Average RPI Win:		232	WON-LOST RECORD		WINNING PCT. RANK		LAST 10 GAMES		STRENGTH OF SCHEDULE		OPP. STRENGTH OF SCHEDULE		TEAM RPI		ADJ RPI		CONF. RPI		ADJ CONF. RPI								
Average RPI Loss:		115																									
DIV. I ONLY			6-9-4		.42105 211		4-4-2		168		199		208		.4698 209		18		18								
DIV. I NON-CONF.			3-5-2		.4 213		1-0-0		146		182		190		.47308 191		19		19								
TOTALS		RPI 1-25		RPI 26-50		W-L RECORDS		RPI 51-100		RPI 101-150		RPI 150+															
6-9-4		0-1-0		0-1-0		OVERALL		0-3-0		1-1-1		5-3-3															
4-2-2		0-0-0		0-1-0		HOME		0-0-0		1-0-1		3-1-1															
2-6-2		0-0-0		0-0-0		AWAY		0-3-0		0-1-0		2-2-2															
0-1-0		0-1-0		0-0-0		NEUTRAL		0-0-0		0-0-0		0-0-0															
3-5-2		0-1-0		0-1-0		NON-CONFERENCE		0-2-0		1-0-1		2-1-1															
2-1-1		0-0-0		0-1-0		HOME		0-0-0		1-0-1		1-0-0															
1-3-1		0-0-0		0-0-		AWAY		0-2-0		0-0-0		1-1-1															
0-1-0		0-1-0		0-0-0		NEUTRAL		0-0-0		0-0-0		0-0-0															
3-4-2		0-0-0		0-0-0		CONFERENCE		0-1-0		0-1-0		3-2-2															
2-1-1		0-0-0		0-0-0		HOME		0-0-0		0-0-0		2-1-1															
1-3-1		0-0-0		0-0-0		AWAY		0-1-0		0-1-0		1-1-1															
0-0-0		0-0-0		0-0-0		NEUTRAL		0-0-0		0-0-0		0-0-0															
RPI	S	Opponent		Score		RPI	S	Opponent		Score		RPI	S	Opponent		Score											
13	N	UCF		0 5		46	H	Furman		0 2		53	A	South Fla.		0 1		105	H	South Ala.		1 0					
												67	A	FGCU		0 3		117	A	Jacksonville		1 3					
												72	A	Navy		0 1		146	H	Columbia		2 2					
																		161	H	Kennesaw St.		4 1					
																		192	H	Mercer		0 0					
																		214	H	Lipscomb		0 1					
																		216	A	George Mason		0 3					
																		233	A	Stetson		0 1					
																		249	A	East Tenn. St.		2 2					
																		261	A	Col. of Charleston		1 0					
																		263	H	Northern Ky.		3 0					
																		279	A	USC Upstate		3 0					
																		306	A	Gardner-Webb		1 1					
																		325	H	Ark.-Pine Bluff		10 1					
						LAST 10 GAMES																					
						161 H Kennesaw St.						4 1		263 H Northern Ky.						3 0							
						192 H Mercer						0 0		117 A Jacksonville						1 3							
						279 A USC Upstate						3 0		67 A FGCU						0 3							
						249 A East Tenn. St.						2 2		233 A Stetson						0 1							
						214 H Lipscomb						0 1		105 H South Ala.						1 0							

Non-Div. I Games:

North Florida

Average RPI Win:	249	WON-LOST	WINNING	LAST 10	STRENGTH OF	OPP. STRENGTH	TEAM	ADJ	CONF.	ADJ CONF.		
Average RPI Loss:	125	RECORD	PCT. RANK	GAMES	SCHEDULE	OF SCHEDULE	RPI	RPI	RPI	RPI		
DIV. I ONLY		6-12-2	.35	253	3-5-2	105	218	212	.46865	210	16	16
DIV. I NON-CONF.		2-7-0	.22222	285	0-0-0	72	251	224	.45118	223	14	14
<hr/>												
TOTALS	RPI 1-25	RPI 26-50		W-L RECORDS		RPI 51-100		RPI 101-150		RPI 150+		
6-12-2	0-0-0	0-1-0		OVERALL		0-4-0		0-3-0		6-4-2		
4-5-0	0-0-0	0-1-0		HOME		0-1-0		0-1-0		4-2-0		
2-6-2	0-0-0	0-0-0		AWAY		0-3-0		0-2-0		2-1-2		
0-1-0	0-0-0	0-0-0		NEUTRAL		0-0-0		0-0-0		0-1-0		
<hr/>												
2-7-0	0-0-0	0-0-0		NON-CONFERENCE		0-2-0		0-2-0		2-3-0		
1-3-0	0-0-0	0-0-0		HOME		0-0-0		0-1-0		1-2-0		
1-3-0	0-0-0	0-0-		AWAY		0-2-0		0-1-0		1-0-0		
0-1-0	0-0-0	0-0-0		NEUTRAL		0-0-0		0-0-0		0-1-0		
<hr/>												
4-5-2	0-0-0	0-1-0		CONFERENCE		0-2-0		0-1-0		4-1-2		
3-2-0	0-0-0	0-1-0		HOME		0-1-0		0-0-0		3-0-0		
1-3-2	0-0-0	0-0-0		AWAY		0-1-0		0-1-0		1-1-2		
0-0-0	0-0-0	0-0-0		NEUTRAL		0-0-0		0-0-0		0-0-0		
<hr/>												
RPI S	Opponent	Score	RPI S	Opponent	Score	RPI S	Opponent	Score	RPI S	Opponent	Score	
			30 H	Boston U.	0 1	63 A	La Salle	2 3	110 A	Colgate	1 2	
						68 A	Liberty	0 2	127 H	UMBC	1 2	
						72 A	Navy	0 2	145 A	Fairfield	0 1	
						72 H	Navy	0 1	164 N	Hartford	0 1	
									175 H	Richmond	1 3	
									186 A	Army	0 0	
									186 A	Army	0 0	
									205 H	George Washington	0 1	
									206 H	Bucknell	3 0	
									216 H	George Mason	1 0	
									221 H	Lehigh	1 0	
									254 H	Lafayette	1 0	
									270 A	Loyola Maryland	0 2	
									293 A	Howard	1 0	
									302 A	Holy Cross	1 0	
<hr/>												
LAST 10 GAMES												
			72 A	Navy	0 2	254 H	Lafayette	1 0				
			186 A	Army	0 0	186 A	Army	0 0				
			110 A	Colgate	1 2	72 H	Navy	0 1				
			30 H	Boston U.	0 1	206 H	Bucknell	3 0				
			270 A	Loyola Maryland	0 2	302 A	Holy Cross	1 0				

**Non-Div. I Games:**

American

Average RPI Win:		217	WON-LOST RECORD		WINNING PCT. RANK		LAST 10 GAMES		STRENGTH OF SCHEDULE		OPP. STRENGTH OF SCHEDULE		TEAM RPI		ADJ RPI		CONF. RPI		ADJ CONF. RPI				
Average RPI Loss:		146																					
DIV. I ONLY			7-12-0		.36842 243		5-5-0		122		207		213		.46841 211		27		27				
DIV. I NON-CONF.			2-8-0		.2 292		0-1-0		65		151		218		.45728 218		25		25				
TOTALS		RPI 1-25		RPI 26-50		W-L RECORDS		RPI 51-100		RPI 101-150		RPI 150+											
7-12-0		0-0-0		0-2-0		OVERALL		0-2-0		2-1-0		5-7-0											
5-5-0		0-0-0		0-2-0		HOME		0-1-0		2-0-0		3-2-0											
2-7-0		0-0-0		0-0-0		AWAY		0-1-0		0-1-0		2-5-0											
0-0-0		0-0-0		0-0-0		NEUTRAL		0-0-0		0-0-0		0-0-0											
2-8-0		0-0-0		0-2-0		NON-CONFERENCE		0-2-0		1-0-0		1-4-0											
2-4-0		0-0-0		0-2-0		HOME		0-1-0		1-0-0		1-1-0											
0-4-0		0-0-0		0-0-		AWAY		0-1-0		0-0-0		0-3-0											
0-0-0		0-0-0		0-0-0		NEUTRAL		0-0-0		0-0-0		0-0-0											
5-4-0		0-0-0		0-0-0		CONFERENCE		0-0-0		1-1-0		4-3-0											
3-1-0		0-0-0		0-0-0		HOME		0-0-0		1-0-0		2-1-0											
2-3-0		0-0-0		0-0-0		AWAY		0-0-0		0-1-0		2-2-0											
0-0-0		0-0-0		0-0-0		NEUTRAL		0-0-0		0-0-0		0-0-0											
RPI	S	Opponent		Score		RPI	S	Opponent		Score		RPI	S	Opponent		Score		RPI	S	Opponent		Score	
				26	H	Boston College		0	7	52	H	Harvard		0	2	127	A	Saint Francis (PA)		1	3		
				36	H	St. John's (NY)		0	4	56	A	UConn		0	3	127	H	Saint Francis (PA)		2	1		
																145	H	Fairfield		3	1		
																155	A	Maine		1	2		
																164	A	Hartford		0	2		
																172	H	Wagner		3	1		
																186	H	Army		0	1		
																196	A	Fairleigh Dickinson		0	1		
																221	A	Lehigh		0	1		
																227	H	Siena		2	1		
																239	H	LIU Brooklyn		0	1		
																272	A	Mt. St. Mary's		2	0		
																283	H	Robert Morris		2	1		
																290	A	Bryant		2	1		
																292	A	Sacred Heart		0	2		
LAST 10 GAMES																							
				127	A	Saint Francis (PA)		1	3	127	H	Saint Francis (PA)		2	1								
				172	H	Wagner		3	1	26	H	Boston College		0	7								
				290	A	Bryant		2	1	239	H	LIU Brooklyn		0	1								
				272	A	Mt. St. Mary's		2	0	292	A	Sacred Heart		0	2								
				196	A	Fairleigh Dickinson		0	1	283	H	Robert Morris		2	1								

Non-Div. I Games:

Central Conn. St.

Average RPI Win: 239		WON-LOST	WINNING	LAST 10	STRENGTH OF		OPP. STRENGTH	TEAM	ADJ		CONF.	ADJ CONF.			
Average RPI Loss: 112		RECORD	PCT. RANK	GAMES	SCHEDULE		OF SCHEDULE	RPI	RPI		RPI	RPI			
DIV. I ONLY		5-9-3	.38235	234	3-5-2		143	152	210	.46814	212	15	14		
DIV. I NON-CONF.		2-5-2	.33333	245	0-1-1		140	155	212	.45945	214	13	13		
<hr/>															
TOTALS		RPI 1-25		RPI 26-50		W-L RECORDS		RPI 51-100		RPI 101-150		RPI 150+			
5-9-3		0-0-0		0-2-0		OVERALL		0-4-0		0-1-1		5-2-2			
4-1-2		0-0-0		0-0-0		HOME		0-1-0		0-0-0		4-0-2			
1-8-1		0-0-0		0-2-0		AWAY		0-3-0		0-1-1		1-2-0			
0-0-0		0-0-0		0-0-0		NEUTRAL		0-0-0		0-0-0		0-0-0			
<hr/>															
2-5-2		0-0-0		0-2-0		NON-CONFERENCE		0-2-0		0-0-1		2-1-1			
1-1-1		0-0-0		0-0-0		HOME		0-1-0		0-0-0		1-0-1			
1-4-1		0-0-0		0-0-		AWAY		0-1-0		0-0-1		1-1-0			
0-0-0		0-0-0		0-0-0		NEUTRAL		0-0-0		0-0-0		0-0-0			
<hr/>															
3-4-1		0-0-0		0-0-0		CONFERENCE		0-2-0		0-1-0		3-1-1			
3-0-1		0-0-0		0-0-0		HOME		0-0-0		0-0-0		3-0-1			
0-4-0		0-0-0		0-0-0		AWAY		0-2-0		0-1-0		0-1-0			
0-0-0		0-0-0		0-0-0		NEUTRAL		0-0-0		0-0-0		0-0-0			
<hr/>															
RPI	S	Opponent	Score	RPI	S	Opponent	Score	RPI	S	Opponent	Score	RPI	S	Opponent	Score
				32	A	Rutgers	0 3	63	A	La Salle	0 1	114	A	VCU	0 1
				36	A	St. John's (NY)	0 5	70	A	Dayton	1 3	134	A	Providence	2 2
								89	H	Princeton	1 3	152	H	Saint Joseph's	1 1
								94	A	Dartmouth	0 4	186	H	Army	1 1
												189	H	Massachusetts	3 2
												216	A	George Mason	0 3
												231	H	Iona	1 0
												241	H	Duquesne	1 0
												252	A	Vermont	3 0
												282	H	Rhode Island	3 1
												291	A	Manhattan	1 2
<hr/>															
				LAST 10 GAMES											
				241	H	Duquesne	1 0	152	H	Saint Joseph's	1 1				
				70	A	Dayton	1 3	63	A	La Salle	0 1				
				189	H	Massachusetts	3 2	282	H	Rhode Island	3 1				
				216	A	George Mason	0 3	89	H	Princeton	1 3				
				114	A	VCU	0 1	134	A	Providence	2 2				

Non-Div. I Games:

Fordham

Average RPI Win:		243	WON-LOST RECORD		WINNING PCT. RANK		LAST 10 GAMES		STRENGTH OF SCHEDULE		OPP. STRENGTH OF SCHEDULE		TEAM RPI		ADJ RPI		CONF. RPI		ADJ CONF. RPI	
DIV. I ONLY			8-10-3		.45238 185		5-3-2		222		142		211		.4677 213		23		23	
DIV. I NON-CONF.			2-7-1		.25 276		0-0-0		179		68		246		.43417 245		18		17	
TOTALS		RPI 1-25		RPI 26-50		W-L RECORDS		RPI 51-100		RPI 101-150		RPI 150+								
8-10-3		0-2-0		0-1-0		OVERALL		0-2-0		0-1-2		8-4-1								
5-4-1		0-0-0		0-1-0		HOME		0-2-0		0-0-1		5-1-0								
3-4-1		0-1-0		0-0-0		AWAY		0-0-0		0-1-1		3-2-0								
0-2-1		0-1-0		0-0-0		NEUTRAL		0-0-0		0-0-0		0-1-1								
2-7-1		0-2-0		0-1-0		NON-CONFERENCE		0-1-0		0-0-0		2-3-1								
1-3-0		0-0-0		0-1-0		HOME		0-1-0		0-0-0		1-1-0								
1-2-0		0-1-0		0-0-		AWAY		0-0-0		0-0-0		1-1-0								
0-2-1		0-1-0		0-0-0		NEUTRAL		0-0-0		0-0-0		0-1-1								
6-3-2		0-0-0		0-0-0		CONFERENCE		0-1-0		0-1-2		6-1-0								
4-1-1		0-0-0		0-0-0		HOME		0-1-0		0-0-1		4-0-0								
2-2-1		0-0-0		0-0-0		AWAY		0-0-0		0-1-1		2-1-0								
0-0-0		0-0-0		0-0-0		NEUTRAL		0-0-0		0-0-0		0-0-0								
RPI	S	Opponent		Score		RPI	S	Opponent		Score		RPI	S	Opponent		Score				
4	A	North Carolina		1	2	29	H	Texas Tech		0	1	80	H	San Diego St.		0	1			
24	N	Duke		0	1							81	H	Michigan St.		0	1			
														106 A Boise St.		1	2			
														125 A Utah St.		0	0			
														125 H Utah St.		0	0			
														157 H Rice		3	0			
														159 H UNLV		1	0			
														177 A St. Mary's (CA)		0	1			
														181 H UC Santa Barbara		0	2			
														189 H Fresno St.		1	0			
														193 N UC Davis		0	0			
														247 A Wyoming		2	3			
														262 H Nevada		3	2			
														265 N Pacific		1	2			
														286 A New Mexico St.		1	0			
														288 A Air Force		1	0			
														299 A Colorado St.		3	0			
														300 H San Jose St.		2	1			
						LAST 10 GAMES														
						125 H Utah St.	0	0				262 H Nevada	3	2						
						80 H San Diego St.	0	1				288 A Air Force	1	0						
						106 A Boise St.	1	2				247 A Wyoming	2	3						
						125 A Utah St.	0	0				299 A Colorado St.	3	0						
						159 H UNLV	1	0				189 H Fresno St.	1	0						

Non-Div. I Games:

New Mexico

Average RPI Win: 252		WON-LOST	WINNING	LAST 10	STRENGTH OF		OPP. STRENGTH	TEAM	ADJ		CONF.	ADJ CONF.	
Average RPI Loss: 161		RECORD	PCT. RANK	GAMES	SCHEDULE		OF SCHEDULE	RPI	RPI		RPI	RPI	
DIV. I ONLY		6-8-5	.44737	192	3-4-3		189	275	214	.46723	214	18	18
DIV. I NON-CONF.		3-4-2	.44444	190	0-0-0		165	293	201	.46918	198	19	19
TOTALS		RPI 1-25	RPI 26-50		W-L RECORDS		RPI 51-100		RPI 101-150		RPI 150+		
6-8-5		0-0-0	0-0-0		OVERALL		0-0-1		0-3-0		6-5-4		
3-3-3		0-0-0	0-0-0		HOME		0-0-1		0-0-0		3-3-2		
3-5-2		0-0-0	0-0-0		AWAY		0-0-0		0-3-0		3-2-2		
0-0-0		0-0-0	0-0-0		NEUTRAL		0-0-0		0-0-0		0-0-0		
3-4-2		0-0-0	0-0-0		NON-CONFERENCE		0-0-0		0-2-0		3-2-2		
2-2-1		0-0-0	0-0-0		HOME		0-0-0		0-0-0		2-2-1		
1-2-1		0-0-0	0-0-		AWAY		0-0-0		0-2-0		1-0-1		
0-0-0		0-0-0	0-0-0		NEUTRAL		0-0-0		0-0-0		0-0-0		
3-4-3		0-0-0	0-0-0		CONFERENCE		0-0-1		0-1-0		3-3-2		
1-1-2		0-0-0	0-0-0		HOME		0-0-1		0-0-0		1-1-1		
2-3-1		0-0-0	0-0-0		AWAY		0-0-0		0-1-0		2-2-1		
0-0-0		0-0-0	0-0-0		NEUTRAL		0-0-0		0-0-0		0-0-0		
RPI S	Opponent	Score	RPI S	Opponent	Score	RPI S	Opponent	Score	RPI S	Opponent	Score		
						67 H FGCU	1 1		115 A Western Ky.	1 2			
									117 A Jacksonville	0 2			
									149 A Western Caro.	0 2			
									153 H UT Martin	0 2			
									161 A Kennesaw St.	0 1			
									161 A Kennesaw St.	1 2			
									173 A Middle Tenn.	0 0			
									185 H Austin Peay	1 2			
									192 A Mercer	2 1			
									197 H Central Ark.	2 2			
									209 A North Florida	1 0			
									225 H Belmont	4 0			
									233 H Stetson	3 3			
									249 H East Tenn. St.	0 1			
									263 A Northern Ky.	0 0			
									279 H USC Upstate	4 1			
									280 H Alabama St.	3 0			
									324 A Alabama A&M	10 0			
LAST 10 GAMES													
						161 A Kennesaw St.	0 1	117 A Jacksonville	0 2				
						279 H USC Upstate	4 1	67 H FGCU	1 1				
						249 H East Tenn. St.	0 1	233 H Stetson	3 3				
						263 A Northern Ky.	0 0	192 A Mercer	2 1				
						209 A North Florida	1 0	161 A Kennesaw St.	1 2				

Non-Div. I Games:

Lipscomb

Average RPI Win:	266	WON-LOST	WINNING	LAST 10	STRENGTH OF	OPP. STRENGTH	TEAM	ADJ	CONF.	ADJ CONF.	
Average RPI Loss:	131	RECORD	PCT. RANK	GAMES	SCHEDULE	OF SCHEDULE	RPI	RPI	RPI	RPI	
DIV. I ONLY	7-8-5	.475	165	2-5-3	235	203	215	.46632	215	20	20
DIV. I NON-CONF.	4-2-2	.625	91	0-0-0	218	200	144	.50473	145	21	21
<hr/>											
TOTALS	RPI 1-25	RPI 26-50		W-L RECORDS		RPI 51-100		RPI 101-150		RPI 150+	
7-8-5	0-0-0	0-2-0		OVERALL		0-2-1		0-0-2		7-4-2	
2-5-2	0-0-0	0-2-0		HOME		0-1-1		0-0-1		2-2-0	
5-3-3	0-0-0	0-0-0		AWAY		0-1-0		0-0-1		5-2-2	
0-0-0	0-0-0	0-0-0		NEUTRAL		0-0-0		0-0-0		0-0-0	
<hr/>											
4-2-2	0-0-0	0-2-0		NON-CONFERENCE		0-0-0		0-0-1		4-0-1	
1-2-1	0-0-0	0-2-0		HOME		0-0-0		0-0-1		1-0-0	
3-0-1	0-0-0	0-0-		AWAY		0-0-0		0-0-0		3-0-1	
0-0-0	0-0-0	0-0-0		NEUTRAL		0-0-0		0-0-0		0-0-0	
<hr/>											
3-6-3	0-0-0	0-0-0		CONFERENCE		0-2-1		0-0-1		3-4-1	
1-3-1	0-0-0	0-0-0		HOME		0-1-1		0-0-0		1-2-0	
2-3-2	0-0-0	0-0-0		AWAY		0-1-0		0-0-1		2-2-1	
0-0-0	0-0-0	0-0-0		NEUTRAL		0-0-0		0-0-0		0-0-0	
<hr/>											
RPI S	Opponent	Score	RPI S	Opponent	Score	RPI S	Opponent	Score	RPI S	Opponent	Score
			30 H	Indiana	0 1	95 A	Eastern Mich.	0 3	112 H	Wright St.	1 1
			43 H	DePaul	1 3	95 H	Eastern Mich.	0 3	122 A	Miami (OH)	1 1
						97 H	Western Mich.	0 0	154 H	Kent St.	1 2
									163 H	Central Mich.	1 2
									180 H	Morehead St.	3 1
									199 A	Ball St.	1 2
									242 A	Toledo	2 1
									250 A	Buffalo	1 0
									255 A	Cleveland St.	0 0
									264 A	Eastern Ky.	5 1
						269 A	Northern Ill.	1 2			
						274 A	Akron	2 2			
						301 A	Niagara	2 1			
						312 A	Youngstown St.	1 0			
						313 H	Bowling Green	3 1			
<hr/>											
			LAST 10 GAMES								
			95 A	Eastern Mich.	0 3	95 H	Eastern Mich.	0 3			
			154 H	Kent St.	1 2	250 A	Buffalo	1 0			
			269 A	Northern Ill.	1 2	274 A	Akron	2 2			
			242 A	Toledo	2 1	199 A	Ball St.	1 2			
			97 H	Western Mich.	0 0	122 A	Miami (OH)	1 1			

Non-Div. I Games:

Ohio

Average RPI Win:	230	WON-LOST RECORD	WINNING PCT. RANK	LAST 10 GAMES	STRENGTH OF SCHEDULE	OPP. STRENGTH OF SCHEDULE	TEAM RPI	ADJ RPI	CONF. RPI	ADJ CONF. RPI		
DIV. I ONLY		7-11-1	.39474	225	4-6-0	204	121	219	.46402	216	15	14
DIV. I NON-CONF.		3-5-1	.38889	219	0-1-0	204	92	214	.46003	213	13	13
<hr/>												
TOTALS	RPI 1-25	RPI 26-50		W-L RECORDS		RPI 51-100		RPI 101-150		RPI 150+		
7-11-1	0-0-0	0-2-1		OVERALL		0-2-0		0-3-0		7-4-0		
5-3-0	0-0-0	0-0-0		HOME		0-0-0		0-2-0		5-1-0		
2-7-1	0-0-0	0-2-1		AWAY		0-2-0		0-1-0		2-2-0		
0-1-0	0-0-0	0-0-0		NEUTRAL		0-0-0		0-0-0		0-1-0		
<hr/>												
3-5-1	0-0-0	0-2-1		NON-CONFERENCE		0-0-0		0-2-0		3-1-0		
2-1-0	0-0-0	0-0-0		HOME		0-0-0		0-1-0		2-0-0		
1-4-1	0-0-0	0-1-		AWAY		0-0-0		0-1-0		1-1-0		
0-0-0	0-0-0	0-0-0		NEUTRAL		0-0-0		0-0-0		0-0-0		
<hr/>												
4-6-0	0-0-0	0-0-0		CONFERENCE		0-2-0		0-1-0		4-3-0		
3-2-0	0-0-0	0-0-0		HOME		0-0-0		0-1-0		3-1-0		
1-3-0	0-0-0	0-0-0		AWAY		0-2-0		0-0-0		1-1-0		
0-1-0	0-0-0	0-0-0		NEUTRAL		0-0-0		0-0-0		0-1-0		
<hr/>												
RPI	S	Opponent	Score	RPI	S	Opponent	Score	RPI	S	Opponent	Score	
				45	A	James Madison	1 2	63	A	La Salle	0 5	
				47	A	Maryland	0 3	70	A	Dayton	0 3	
				49	A	William & Mary	1 1					
										113	H Delaware	0 3
										114	H VCU	1 5
										127	A Saint Francis (PA)	0 3
										152	A Saint Joseph's	0 1
										158	H Saint Louis	1 0
										175	H Richmond	1 2
										205	H George Washington	1 0
										206	N St. Bonaventure	0 1
										209	H North Florida	3 0
										210	A American	0 1
										212	H Fordham	3 0
										270	A Loyola Maryland	1 0
										273	H Old Dominion	3 0
										282	A Rhode Island	1 0
				LAST 10 GAMES								
				206	N	St. Bonaventure	0 1	212	H	Fordham	3 0	
				63	A	La Salle	0 5	282	A	Rhode Island	1 0	
				152	A	Saint Joseph's	0 1	158	H	Saint Louis	1 0	
				205	H	George Washington	1 0	70	A	Dayton	0 3	
				175	H	Richmond	1 2	113	H	Delaware	0 3	

Non-Div. I Games:

George Mason



Average RPI Win: 259		WON-LOST	WINNING	LAST 10	STRENGTH OF		OPP. STRENGTH	TEAM	ADJ	CONF.	ADJ CONF.
Average RPI Loss: 157		RECORD	PCT. RANK	GAMES	SCHEDULE		OF SCHEDULE	RPI	RPI	RPI	RPI
DIV. I ONLY		9-6-4	.57895	101	3-4-3		306	205	216	.46365	217
DIV. I NON-CONF.		7-2-2	.72727	52	1-0-1		290	228	150	.49699	151
TOTALS		RPI 1-25	RPI 26-50		W-L RECORDS		RPI 51-100		RPI 101-150		RPI 150+
9-6-4	0-0-0	0-0-0		OVERALL		0-2-0		0-1-1		9-3-3	
5-3-2	0-0-0	0-0-0		HOME		0-1-0		0-0-1		5-2-1	
4-3-2	0-0-0	0-0-0		AWAY		0-1-0		0-1-0		4-1-2	
0-0-0	0-0-0	0-0-0		NEUTRAL		0-0-0		0-0-0		0-0-0	
7-2-2	0-0-0	0-0-0		NON-CONFERENCE		0-0-0		0-1-1		7-1-1	
4-1-1	0-0-0	0-0-0		HOME		0-0-0		0-0-1		4-1-0	
3-1-1	0-0-0	0-0-		AWAY		0-0-0		0-1-0		3-0-1	
0-0-0	0-0-0	0-0-0		NEUTRAL		0-0-0		0-0-0		0-0-0	
2-4-2	0-0-0	0-0-0		CONFERENCE		0-2-0		0-0-0		2-2-2	
1-2-1	0-0-0	0-0-0		HOME		0-1-0		0-0-0		1-1-1	
1-2-1	0-0-0	0-0-0		AWAY		0-1-0		0-0-0		1-1-1	
0-0-0	0-0-0	0-0-0		NEUTRAL		0-0-0		0-0-0		0-0-0	
RPI S	Opponent	Score	RPI S	Opponent	Score	RPI S	Opponent	Score	RPI S	Opponent	Score
						66 A	Illinois St.	0 4	115 H	Western Ky.	0 0
						66 H	Illinois St.	1 3	130 A	Xavier	0 1
									153 H	UT Martin	3 0
									158 A	Saint Louis	1 1
									183 A	Indiana St.	0 1
									198 H	Valparaiso	2 1
									223 H	Loyola Chicago	0 2
									225 H	Belmont	3 0
									235 A	Missouri St.	1 1
									235 H	Missouri St.	0 0
									260 H	IUPUI	1 0
									264 A	Eastern Ky.	3 0
									275 H	Murray St.	0 1
									285 H	Drake	1 0
									313 A	Bowling Green	2 1
									315 A	Tennessee Tech	2 1
									319 A	UNI	2 1
LAST 10 GAMES											
						66 H	Illinois St.	1 3	183 A	Indiana St.	0 1
						235 A	Missouri St.	1 1	235 H	Missouri St.	0 0
						223 H	Loyola Chicago	0 2	319 A	UNI	2 1
						115 H	Western Ky.	0 0	285 H	Drake	1 0
						66 A	Illinois St.	0 4	313 A	Bowling Green	2 1

Non-Div. I Games:

Evansville

Average RPI Win:		190	WON-LOST RECORD		WINNING PCT. RANK		LAST 10 GAMES		STRENGTH OF SCHEDULE		OPP. STRENGTH OF SCHEDULE		TEAM RPI		ADJ RPI		CONF. RPI		ADJ CONF. RPI				
Average RPI Loss:		158																					
DIV. I ONLY			8-12-2		.40909 220		4-5-1		188		170		217		.46299 218		12		12				
DIV. I NON-CONF.			3-8-1		.29167 261		0-1-0		228		248		279		.41214 278		11		11				
TOTALS		RPI 1-25		RPI 26-50		W-L RECORDS		RPI 51-100		RPI 101-150		RPI 150+											
8-12-2		0-0-0		0-0-0		OVERALL		2-4-0		2-1-1		4-7-1											
3-6-1		0-0-0		0-0-0		HOME		0-1-0		2-0-0		1-5-1											
3-6-1		0-0-0		0-0-0		AWAY		1-3-0		0-1-1		2-2-0											
2-0-0		0-0-0		0-0-0		NEUTRAL		1-0-0		0-0-0		1-0-0											
3-8-1		0-0-0		0-0-0		NON-CONFERENCE		0-3-0		0-0-0		3-5-1											
0-5-1		0-0-0		0-0-0		HOME		0-1-0		0-0-0		0-4-1											
2-3-0		0-0-0		0-0-		AWAY		0-2-0		0-0-0		2-1-0											
1-0-0		0-0-0		0-0-0		NEUTRAL		0-0-0		0-0-0		1-0-0											
5-4-1		0-0-0		0-0-0		CONFERENCE		2-1-0		2-1-1		1-2-0											
3-1-0		0-0-0		0-0-0		HOME		0-0-0		2-0-0		1-1-0											
1-3-1		0-0-0		0-0-0		AWAY		1-1-0		0-1-1		0-1-0											
1-0-0		0-0-0		0-0-0		NEUTRAL		1-0-0		0-0-0		0-0-0											
RPI	S	Opponent		Score		RPI	S	Opponent		Score		RPI	S	Opponent		Score		RPI	S	Opponent		Score	
								77	H	Tulsa	0	1			109	A	Cal St. Fullerton	1		1			
								83	A	Arizona	0	6			109	H	Cal St. Fullerton	1		0			
								84	A	UC Irvine	0	2			121	A	Cal Poly	1		3			
								84	N	UC Irvine	2	1			142	H	Hawaii	2		0			
								90	A	UTEP	0	2			151	H	Northern Ariz.	1		1			
								98	A	Long Beach St.	2	1			159	H	UNLV	2		3			
														181	A	UC Santa Barbara	0		1				
														189	H	Fresno St.	0		1				
														193	H	UC Davis	1		2				
														204	H	Cal St. Northridge	3		1				
														228	H	Gonzaga	0		1				
														240	A	Southern Utah	0		1				
														253	H	Montana	0		4				
														286	A	New Mexico St.	2		1				
														297	A	Bakersfield	2		0				
														300	N	San Jose St.	2		1				
LAST 10 GAMES																							
						109	A	Cal St. Fullerton	1		1			121	A	Cal Poly	1		3				
						84	N	UC Irvine	2		1			181	A	UC Santa Barbara	0		1				
						98	A	Long Beach St.	2		1			109	H	Cal St. Fullerton	1		0				
						253	H	Montana	0		4			84	A	UC Irvine	0		2				
						193	H	UC Davis	1		2			142	H	Hawaii	2		0				

Non-Div. I Games:

UC Riverside

Average RPI Win: 251		WON-LOST	WINNING	LAST 10	STRENGTH OF		OPP. STRENGTH	TEAM	ADJ		CONF.	ADJ CONF.
Average RPI Loss: 199		RECORD	PCT. RANK	GAMES	SCHEDULE		OF SCHEDULE	RPI	RPI		RPI	RPI
DIV. I ONLY		9-8-1	.52778	129	5-4-1		267	304	218		29	29
DIV. I NON-CONF.		3-3-0	.5	146	0-0-0		296	276	255		30	30
TOTALS		RPI 1-25	RPI 26-50		W-L RECORDS		RPI 51-100		RPI 101-150		RPI 150+	
9-8-1		0-0-0	0-0-0		OVERALL		0-2-0		1-0-0		8-6-1	
6-0-1		0-0-0	0-0-0		HOME		0-0-0		1-0-0		5-0-1	
2-7-0		0-0-0	0-0-0		AWAY		0-1-0		0-0-0		2-6-0	
1-1-0		0-0-0	0-0-0		NEUTRAL		0-1-0		0-0-0		1-0-0	
3-3-0		0-0-0	0-0-0		NON-CONFERENCE		0-0-0		0-0-0		3-3-0	
2-0-0		0-0-0	0-0-0		HOME		0-0-0		0-0-0		2-0-0	
1-3-0		0-0-0	0-0-		AWAY		0-0-0		0-0-0		1-3-0	
0-0-0		0-0-0	0-0-0		NEUTRAL		0-0-0		0-0-0		0-0-0	
6-5-1		0-0-0	0-0-0		CONFERENCE		0-2-0		1-0-0		5-3-1	
4-0-1		0-0-0	0-0-0		HOME		0-0-0		1-0-0		3-0-1	
1-4-0		0-0-0	0-0-0		AWAY		0-1-0		0-0-0		1-3-0	
1-1-0		0-0-0	0-0-0		NEUTRAL		0-1-0		0-0-0		1-0-0	
RPI S	Opponent	Score	RPI S	Opponent	Score	RPI S	Opponent	Score	RPI S	Opponent	Score	
						54 A Monmouth		0 3	145 H Fairfield		1 0	
						54 N Monmouth		0 3	196 A Fairleigh Dickinson		0 2	
									206 A Bucknell		0 3	
									227 H Siena		1 0	
									231 H Iona		3 0	
									238 A Temple		1 0	
									243 A Marist		0 5	
									243 N Marist		2 1	
									267 A NJIT		0 2	
									268 A Quinnipiac		0 2	
									272 H Mt. St. Mary's		4 1	
									290 H Bryant		3 1	
									291 A Manhattan		2 1	
									301 H Niagara		1 1	
									304 A Canisius		1 2	
									318 H Saint Peter's		3 1	
LAST 10 GAMES												
						54 N Monmouth		0 3	54 A Monmouth		0 3	
						243 N Marist		2 1	231 H Iona		3 0	
						145 H Fairfield		1 0	318 H Saint Peter's		3 1	
						301 H Niagara		1 1	243 A Marist		0 5	
						291 A Manhattan		2 1	268 A Quinnipiac		0 2	

Non-Div. I Games:

Rider

Average RPI Win: 238		WON-LOST	WINNING	LAST 10	STRENGTH OF		OPP. STRENGTH	TEAM	ADJ		CONF.	ADJ CONF.			
Average RPI Loss: 74		RECORD	PCT. RANK	GAMES	SCHEDULE		OF SCHEDULE	RPI	RPI		RPI	RPI			
DIV. I ONLY		3-15-0	.16667	307	0-10-0		39	90	221		.46172	220			
DIV. I NON-CONF.		3-4-0	.42857	205	0-0-0		50	264	132		.51423	132			
TOTALS		RPI 1-25	RPI 26-50		W-L RECORDS		RPI 51-100		RPI 101-150		RPI 150+				
3-15-0		0-3-0	0-5-0		OVERALL		0-2-0		0-3-0		3-2-0				
2-6-0		0-2-0	0-2-0		HOME		0-1-0		0-1-0		2-0-0				
0-9-0		0-1-0	0-3-0		AWAY		0-1-0		0-2-0		0-2-0				
1-0-0		0-0-0	0-0-0		NEUTRAL		0-0-0		0-0-0		1-0-0				
3-4-0		0-0-0	0-1-0		NON-CONFERENCE		0-1-0		0-1-0		3-1-0				
2-1-0		0-0-0	0-1-0		HOME		0-0-0		0-0-0		2-0-0				
0-3-0		0-0-0	0-0-		AWAY		0-1-0		0-1-0		0-1-0				
1-0-0		0-0-0	0-0-0		NEUTRAL		0-0-0		0-0-0		1-0-0				
0-11-0		0-3-0	0-4-0		CONFERENCE		0-1-0		0-2-0		0-1-0				
0-5-0		0-2-0	0-1-0		HOME		0-1-0		0-1-0		0-0-0				
0-6-0		0-1-0	0-3-0		AWAY		0-0-0		0-1-0		0-1-0				
0-0-0		0-0-0	0-0-0		NEUTRAL		0-0-0		0-0-0		0-0-0				
RPI S	Opponent	Score		RPI S	Opponent	Score		RPI S	Opponent	Score		RPI S	Opponent	Score	
12 H	Florida	0	1	33 H	Kentucky	1	3	67 A	FGCU	1	2	101 A	LSU	2	3
14 H	South Carolina	0	1	34 A	Ole Miss	1	5	99 H	Missouri	1	3	105 A	South Ala.	2	3
15 A	Texas A&M	0	8	38 A	Arkansas	0	1					129 H	Alabama	1	3
				46 H	Furman	0	4					174 A	Vanderbilt	3	5
				48 A	Georgia	0	5					188 H	Arkansas St.	4	0
												200 A	Southern Miss.	0	3
												256 N	Fla. Atlantic	3	1
												271 H	Jackson St.	4	2
LAST 10 GAMES															
34 A	Ole Miss	1	5	12 H	Florida	0	1	38 A	Arkansas	0	1				
14 H	South Carolina	0	1	33 H	Kentucky	1	3	101 A	LSU	2	3				
129 H	Alabama	1	3	15 A	Texas A&M	0	8								
174 A	Vanderbilt	3	5												
48 A	Georgia	0	5												

Non-Div. I Games:

Mississippi St.

Average RPI Win:	229	WON-LOST RECORD	WINNING PCT. RANK	LAST 10 GAMES	STRENGTH OF SCHEDULE	OPP. STRENGTH OF SCHEDULE	TEAM RPI	ADJ RPI	CONF. RPI	ADJ CONF. RPI	
Average RPI Loss:	119										
DIV. I ONLY	5-10-2	.35294	250	3-6-1	165	138	227	.46107	221	16	16
DIV. I NON-CONF.	2-4-2	.375	227	0-1-1	106	100	159	.48954	159	14	14
<hr/>											
TOTALS	RPI 1-25	RPI 26-50		W-L RECORDS	RPI 51-100		RPI 101-150		RPI 150+		
5-10-2	0-0-0	0-1-1		OVERALL	0-4-0		0-2-0		5-3-1		
3-5-0	0-0-0	0-0-0		HOME	0-2-0		0-1-0		3-2-0		
2-5-1	0-0-0	0-1-1		AWAY	0-2-0		0-1-0		2-1-0		
0-0-1	0-0-0	0-0-0		NEUTRAL	0-0-0		0-0-0		0-0-1		
<hr/>											
2-4-2	0-0-0	0-0-1		NON-CONFERENCE	0-3-0		0-1-0		2-0-1		
1-2-0	0-0-0	0-0-0		HOME	0-2-0		0-0-0		1-0-0		
1-2-1	0-0-0	0-1-		AWAY	0-1-0		0-1-0		1-0-0		
0-0-1	0-0-0	0-0-0		NEUTRAL	0-0-0		0-0-0		0-0-1		
<hr/>											
3-6-0	0-0-0	0-1-0		CONFERENCE	0-1-0		0-1-0		3-3-0		
2-3-0	0-0-0	0-0-0		HOME	0-0-0		0-1-0		2-2-0		
1-3-0	0-0-0	0-1-0		AWAY	0-1-0		0-0-0		1-1-0		
0-0-0	0-0-0	0-0-0		NEUTRAL	0-0-0		0-0-0		0-0-0		
<hr/>											
RPI S	Opponent	Score	RPI S	Opponent	Score	RPI S	Opponent	Score	RPI S	Opponent	Score
			30 A	Boston U.	0 3	54 H	Monmouth	0 1	104 A	Villanova	0 2
			40 A	Penn	1 1	63 H	La Salle	0 1	110 H	Colgate	0 1
						72 A	Navy	0 2	177 A	St. Mary's (CA)	2 0
						89 A	Princeton	1 2	186 A	Army	1 0
									206 H	Bucknell	2 3
									210 A	American	0 1
									211 H	Central Conn. St.	1 0
									254 H	Lafayette	0 1
									265 N	Pacific	1 1
									270 H	Loyola Maryland	2 1
									302 H	Holy Cross	1 0
<hr/>											
LAST 10 GAMES											
			302 H	Holy Cross	1 0	270 H	Loyola Maryland	2 1			
			110 H	Colgate	0 1	30 A	Boston U.	0 3			
			72 A	Navy	0 2	254 H	Lafayette	0 1			
			186 A	Army	1 0	40 A	Penn	1 1			
			89 A	Princeton	1 2	206 H	Bucknell	2 3			

Non-Div. I Games:

Lehigh

Average RPI Win: 267		WON-LOST RECORD		WINNING PCT. RANK		LAST 10 GAMES		STRENGTH OF SCHEDULE		OPP. STRENGTH OF SCHEDULE		TEAM RPI		ADJ RPI		CONF. RPI		ADJ CONF. RPI	
DIV. I ONLY		6-12-1		.34211 258		4-5-1		119		238		226		.46102 222		24		24	
DIV. I NON-CONF.		3-8-0		.27273 274		1-1-0		154		194		242		.43931 238		26		26	
TOTALS		RPI 1-25		RPI 26-50		W-L RECORDS		RPI 51-100		RPI 101-150		RPI 150+							
6-12-1		0-2-0		0-0-0		OVERALL		0-2-0		0-3-0		6-5-1							
4-6-0		0-2-0		0-0-0		HOME		0-1-0		0-2-0		4-1-0							
2-6-1		0-0-0		0-0-0		AWAY		0-1-0		0-1-0		2-4-1							
0-0-0		0-0-0		0-0-0		NEUTRAL		0-0-0		0-0-0		0-0-0							
3-8-0		0-0-0		0-0-0		NON-CONFERENCE		0-2-0		0-3-0		3-3-0							
2-4-0		0-0-0		0-0-0		HOME		0-1-0		0-2-0		2-1-0							
1-4-0		0-0-0		0-0-		AWAY		0-1-0		0-1-0		1-2-0							
0-0-0		0-0-0		0-0-0		NEUTRAL		0-0-0		0-0-0		0-0-0							
3-4-1		0-2-0		0-0-0		CONFERENCE		0-0-0		0-0-0		3-2-1							
2-2-0		0-2-0		0-0-0		HOME		0-0-0		0-0-0		2-0-0							
1-2-1		0-0-0		0-0-0		AWAY		0-0-0		0-0-0		1-2-1							
0-0-0		0-0-0		0-0-0		NEUTRAL		0-0-0		0-0-0		0-0-0							
RPI S	Opponent	Score		RPI S	Opponent	Score		RPI S	Opponent	Score		RPI S	Opponent	Score					
17 H	Denver	0 4						64 H	Butler	0 2		108 A	Purdue	0 2					
17 H	Denver	0 3						66 A	Illinois St.	0 4		112 H	Wright St.	1 2					
												122 H	Miami (OH)	0 3					
												156 A	Oakland	0 3					
												183 H	Indiana St.	0 2					
												194 A	South Dakota St.	0 3					
												198 A	Valparaiso	0 1					
												199 H	Ball St.	1 0					
												223 A	Loyola Chicago	2 1					
												229 A	North Dakota St.	1 3					
												260 A	IUPUI	2 2					
												266 A	Western Ill.	1 0					
												289 H	South Dakota	1 0					
												303 H	Neb. Omaha	1 0					
												319 H	UNI	2 0					
LAST 10 GAMES																			
17 H	Denver	0 3		266 A	Western Ill.	1 0													
194 A	South Dakota St.	0 3		260 A	IUPUI	2 2													
229 A	North Dakota St.	1 3		223 A	Loyola Chicago	2 1													
303 H	Neb. Omaha	1 0		17 H	Denver	0 4													
289 H	South Dakota	1 0		183 H	Indiana St.	0 2													

Non-Div. I Games:

IPFW

Average RPI Win:		247	WON-LOST RECORD		WINNING PCT. RANK		LAST 10 GAMES		STRENGTH OF SCHEDULE		OPP. STRENGTH OF SCHEDULE		TEAM RPI		ADJ RPI		CONF. RPI		ADJ CONF. RPI				
DIV. I ONLY			6-8-6	.45	186	3-4-3			226		227		224		.46076	223	26		26				
DIV. I NON-CONF.			3-5-5	.42308	209	0-1-2			151		219		185		.47549	184	22		22				
<hr/>																							
TOTALS		RPI 1-25			RPI 26-50			W-L RECORDS			RPI 51-100			RPI 101-150			RPI 150+						
6-8-6		0-1-0			0-1-1			OVERALL			0-2-0			0-0-0			6-4-5						
3-4-2		0-0-0			0-1-1			HOME			0-1-0			0-0-0			3-2-1						
3-2-4		0-0-0			0-0-0			AWAY			0-1-0			0-0-0			3-1-4						
0-2-0		0-1-0			0-0-0			NEUTRAL			0-0-0			0-0-0			0-1-0						
3-5-5		0-1-0			0-1-1			NON-CONFERENCE			0-1-0			0-0-0			3-2-4						
1-3-1		0-0-0			0-1-1			HOME			0-1-0			0-0-0			1-1-0						
2-0-4		0-0-0			0-0-			AWAY			0-0-0			0-0-0			2-0-4						
0-2-0		0-1-0			0-0-0			NEUTRAL			0-0-0			0-0-0			0-1-0						
3-3-1		0-0-0			0-0-0			CONFERENCE			0-1-0			0-0-0			3-2-1						
2-1-1		0-0-0			0-0-0			HOME			0-0-0			0-0-0			2-1-1						
1-2-0		0-0-0			0-0-0			AWAY			0-1-0			0-0-0			1-1-0						
0-0-0		0-0-0			0-0-0			NEUTRAL			0-0-0			0-0-0			0-0-0						
RPI	S	Opponent			Score			RPI	S	Opponent			Score			RPI	S	Opponent			Score		
21	N	Colorado Col.			0 2			30	H	Indiana			0 0			62	H	Wisconsin			1 5		
								43	H	DePaul			0 1			66	A	Illinois St.			0 1		

Non-Div. I Games:




Loyola Chicago

Average RPI Win:	251	WON-LOST RECORD	WINNING PCT. RANK	LAST 10 GAMES	STRENGTH OF SCHEDULE	OPP. STRENGTH OF SCHEDULE	TEAM RPI	ADJ RPI	CONF. RPI	ADJ CONF. RPI			
Average RPI Loss:	149												
DIV. I ONLY	6-10-1	.38235	234	3-5-0	156	245	222	.46021	224	14	15		
DIV. I NON-CONF.	3-4-0	.42857	205	0-0-0	162	314	209	.46191	210	17	18		
<hr/>													
TOTALS	RPI 1-25	RPI 26-50		W-L RECORDS	RPI 51-100		RPI 101-150		RPI 150+				
6-10-1	0-0-0	0-0-0		OVERALL	0-3-0		1-0-0		5-7-1				
3-3-0	0-0-0	0-0-0		HOME	0-2-0		0-0-0		3-1-0				
3-5-1	0-0-0	0-0-0		AWAY	0-1-0		1-0-0		2-4-1				
0-2-0	0-0-0	0-0-0		NEUTRAL	0-0-0		0-0-0		0-2-0				
<hr/>													
3-4-0	0-0-0	0-0-0		NON-CONFERENCE	0-0-0		0-0-0		3-4-0				
2-0-0	0-0-0	0-0-0		HOME	0-0-0		0-0-0		2-0-0				
1-2-0	0-0-0	0-0-		AWAY	0-0-0		0-0-0		1-2-0				
0-2-0	0-0-0	0-0-0		NEUTRAL	0-0-0		0-0-0		0-2-0				
<hr/>													
3-6-1	0-0-0	0-0-0		CONFERENCE	0-3-0		1-0-0		2-3-1				
1-3-0	0-0-0	0-0-0		HOME	0-2-0		0-0-0		1-1-0				
2-3-1	0-0-0	0-0-0		AWAY	0-1-0		1-0-0		1-2-1				
0-0-0	0-0-0	0-0-0		NEUTRAL	0-0-0		0-0-0		0-0-0				
<hr/>													
RPI S	Opponent	Score	RPI S	Opponent	Score	RPI S	Opponent	Score	RPI S	Opponent	Score		
						51 H	Stephen F. Austin	0	3	136 A	Nicholls St.	2	1
						57 H	Oral Roberts	0	3	151 A	Northern Ariz.	2	3
						79 A	Southeastern La.	1	3	157 A	Rice	3	5
										169 A	Sam Houston St.	2	5
										189 N	Massachusetts	1	2
										194 N	South Dakota St.	0	3
										195 A	Northwestern St.	0	0
										197 A	Central Ark.	0	1
										208 A	UTSA	3	1
										245 H	Houston Baptist	0	1
										259 A	McNeese St.	2	0
										287 H	Prairie View	3	2
										305 H	Southern U.	2	0
										309 H	A&M-Corpus Christi	3	0
						<hr/>							
			LAST 10 GAMES										
			197 A Central Ark.			0	1	136 A Nicholls St.			2	1	
			259 A McNeese St.			2	0	245 H Houston Baptist			0	1	
			309 H A&M-Corpus Christi			3	0	51 H Stephen F. Austin			0	3	
			169 A Sam Houston St.			2	5	195 A Northwestern St.			0	0	
			79 A Southeastern La.			1	3	57 H Oral Roberts			0	3	

Non-Div. I Games: Abilene Christian 2 1 Incarnate Word 0 0

Lamar



 Tie,  Loss,  Non-Conf, S Site, H Home, A Away, N Neutral Page 225

T  
O  
W  
S  
O  
N

Towson		Through Games Of Sunday, Dec. 08, 2013											
Average RPI Win:	230	WON-LOST RECORD	WINNING PCT. RANK	LAST 10 GAMES	STRENGTH OF SCHEDULE	OPP. STRENGTH OF SCHEDULE	TEAM RPI	ADJ RPI	CONF. RPI	ADJ CONF. RPI			
Average RPI Loss:	129												
DIV. I ONLY	8-10-1	.44737	192	4-6-0	241	166	223	.45937	226	10	10		
DIV. I NON-CONF.	6-4-1	.59091	121	2-0-0	261	254	183	.47508	185	10	10		
-----													
TOTALS	RPI 1-25	RPI 26-50		W-L RECORDS	RPI 51-100		RPI 101-150		RPI 150+				
8-10-1	0-0-0	0-2-0		OVERALL	0-2-0		2-3-0		6-3-1				
4-6-0	0-0-0	0-0-0		HOME	0-1-0		1-3-0		3-2-0				
3-4-0	0-0-0	0-2-0		AWAY	0-1-0		1-0-0		2-1-0				
1-0-1	0-0-0	0-0-0		NEUTRAL	0-0-0		0-0-0		1-0-1				
6-4-1	0-0-0	0-0-0		NON-CONFERENCE	0-1-0		1-1-0		5-2-1				
3-3-0	0-0-0	0-0-0		HOME	0-0-0		0-1-0		3-2-0				
2-1-0	0-0-0	0-0-		AWAY	0-1-0		1-0-0		1-0-0				
1-0-1	0-0-0	0-0-0		NEUTRAL	0-0-0		0-0-0		1-0-1				
2-6-0	0-0-0	0-2-0		CONFERENCE	0-1-0		1-2-0		1-1-0				
1-3-0	0-0-0	0-0-0		HOME	0-1-0		1-2-0		0-0-0				
1-3-0	0-0-0	0-2-0		AWAY	0-0-0		0-0-0		1-1-0				
0-0-0	0-0-0	0-0-0		NEUTRAL	0-0-0		0-0-0		0-0-0				
-----													
RPI S	Opponent	Score	RPI S	Opponent	Score	RPI S	Opponent	Score	RPI S	Opponent	Score		
			45 A	James Madison	1 2	86 A	Radford	1 2	113 H	Delaware	0 1		
			49 A	William & Mary	0 1	92 H	Hofstra	1 2	126 H	Yale	3 4		
									127 A	Saint Francis (PA)	2 1		
									139 H	Drexel	3 0		
									140 H	Northeastern	2 3		
									165 A	UNC Wilmington	1 2		
									206 H	Bucknell	0 1		
									206 N	St. Bonaventure	2 2		
									231 H	Iona	3 0		
									239 A	LIU Brooklyn	3 0		
									241 N	Duquesne	2 1		
									261 A	Col. of Charleston	2 1		
									270 H	Loyola Maryland	1 2		
									272 H	Mt. St. Mary's	4 1		
									326 H	Delaware St.	4 3		
LAST 10 GAMES													
			326 H	Delaware St.	4 3	261 A	Col. of Charleston	2 1					
			92 H	Hofstra	1 2	165 A	UNC Wilmington	1 2					
			140 H	Northeastern	2 3	139 H	Drexel	3 0					
			45 A	James Madison	1 2	113 H	Delaware	0 1					
			49 A	William & Mary	0 1	239 A	LIU Brooklyn	3 0					

T  
O  
W  
S  
O  
N

Non-Div. I Games:

Towson

Average RPI Win: 272		WON-LOST RECORD		WINNING PCT. RANK		LAST 10 GAMES		STRENGTH OF SCHEDULE		OPP. STRENGTH OF SCHEDULE		TEAM RPI		ADJ RPI		CONF. RPI		ADJ CONF. RPI	
DIV. I ONLY		11-9-1		.54762 122		6-4-0		294		290		225		.45925 227		29		29	
DIV. I NON-CONF.		4-4-0		.5 146		0-0-0		274		243		223		.45032 224		30		30	
TOTALS		RPI 1-25		RPI 26-50		W-L RECORDS		RPI 51-100		RPI 101-150		RPI 150+							
11-9-1		0-0-0		0-0-0		OVERALL		0-1-0		0-4-0		11-4-1							
7-3-0		0-0-0		0-0-0		HOME		0-1-0		0-1-0		7-1-0							
2-5-1		0-0-0		0-0-0		AWAY		0-0-0		0-2-0		2-3-1							
2-1-0		0-0-0		0-0-0		NEUTRAL		0-0-0		0-1-0		2-0-0							
4-4-0		0-0-0		0-0-0		NON-CONFERENCE		0-0-0		0-2-0		4-2-0							
4-1-0		0-0-0		0-0-0		HOME		0-0-0		0-0-0		4-1-0							
0-3-0		0-0-0		0-0-		AWAY		0-0-0		0-2-0		0-1-0							
0-0-0		0-0-0		0-0-0		NEUTRAL		0-0-0		0-0-0		0-0-0							
7-5-1		0-0-0		0-0-0		CONFERENCE		0-1-0		0-2-0		7-2-1							
3-2-0		0-0-0		0-0-0		HOME		0-1-0		0-1-0		3-0-0							
2-2-1		0-0-0		0-0-0		AWAY		0-0-0		0-0-0		2-2-1							
2-1-0		0-0-0		0-0-0		NEUTRAL		0-0-0		0-1-0		2-0-0							
RPI	S	Opponent		Score		RPI	S	Opponent		Score		RPI	S	Opponent		Score			
								54 H Monmouth		0 2		102	A	Stony Brook		1	3		
												110	A	Colgate		0	3		
												145	H	Fairfield		0	3		
												145	N	Fairfield		0	1		
												189	H	Massachusetts		4	3		
												211	A	Central Conn. St.		1	2		
												219	A	Rider		0	1		
												230	H	Binghamton		2	1		
												231	A	Iona		0	1		
												231	N	Iona		2	1		
												243	H	Marist		1	0		
												252	H	Vermont		3	2		
												268	A	Quinnipiac		1	1		
												282	H	Rhode Island		1	2		
												291	A	Manhattan		3	1		
												301	A	Niagara		1	0		
												304	H	Canisius		2	0		
												317	H	UMass Lowell		2	1		
												318	H	Saint Peter's		2	0		
												318	N	Saint Peter's		1	0		
LAST 10 GAMES																			

Non-Div. I Games:

Siena

Average RPI Win:		216	WON-LOST RECORD		WINNING PCT. RANK	LAST 10 GAMES	STRENGTH OF SCHEDULE		OPP. STRENGTH OF SCHEDULE	TEAM RPI	ADJ RPI	CONF. RPI	ADJ CONF. RPI				
Average RPI Loss:		88															
DIV. I ONLY			7-11-1	.39474	225	3-7-0	233		83	229	.45904	228	9	9			
DIV. I NON-CONF.			4-5-1	.45	185	0-1-0	284		89	231	.4465	230	8	8			
TOTALS		RPI 1-25		RPI 26-50		W-L RECORDS		RPI 51-100		RPI 101-150		RPI 150+					
7-11-1		0-2-0		0-2-0		OVERALL		0-4-0		1-1-0		6-2-1					
3-4-1		0-1-0		0-1-0		HOME		0-1-0		1-0-0		2-1-1					
4-7-0		0-1-0		0-1-0		AWAY		0-3-0		0-1-0		4-1-0					
0-0-0		0-0-0		0-0-0		NEUTRAL		0-0-0		0-0-0		0-0-0					
4-5-1		0-0-0		0-1-0		NON-CONFERENCE		0-2-0		1-1-0		3-1-1					
2-1-1		0-0-0		0-0-0		HOME		0-0-0		1-0-0		1-1-1					
2-4-0		0-0-0		0-0-		AWAY		0-2-0		0-1-0		2-0-0					
0-0-0		0-0-0		0-0-0		NEUTRAL		0-0-0		0-0-0		0-0-0					
3-6-0		0-2-0		0-1-0		CONFERENCE		0-2-0		0-0-0		3-1-0					
1-3-0		0-1-0		0-1-0		HOME		0-1-0		0-0-0		1-0-0					
2-3-0		0-1-0		0-0-0		AWAY		0-1-0		0-0-0		2-1-0					
0-0-0		0-0-0		0-0-0		NEUTRAL		0-0-0		0-0-0		0-0-0					
RPI	S	Opponent		Score		RPI	S	Opponent		Score		RPI	S	Opponent		Score	
11	H	Santa Clara		3	6	28	H	BYU		0	1	61	A	Pepperdine		0	1
20	A	Portland		1	2	44	A	Oklahoma St.		1	2	69	A	Washington		0	1
												77	A	Tulsa		0	3
												91	H	San Diego		1	3
														109 A Cal St. Fullerton		1	2
														116 H Oregon St.		1	0
														168 H San Francisco		1	0
														177 A St. Mary's (CA)		2	1
														189 H Fresno St.		0	1
														218 A UC Riverside		1	0
														244 A Loyola Marymount		3	1
														262 H Nevada		0	0
														265 A Pacific		2	3
														294 A Eastern Wash.		1	0
														294 H Eastern Wash.		3	0
LAST 10 GAMES																	
						11	H	Santa Clara		3	6	28	H	BYU		0	1
						168	H	San Francisco		1	0	20	A	Portland		1	2
						177	A	St. Mary's (CA)		2	1	244	A	Loyola Marymount		3	1
						265	A	Pacific		2	3	61	A	Pepperdine		0	1
						91	H	San Diego		1	3	109	A	Cal St. Fullerton		1	2

Non-Div. I Games:

Gonzaga

Average RPI Win:	261	WON-LOST RECORD	WINNING PCT. RANK	LAST 10 GAMES	STRENGTH OF SCHEDULE	OPP. STRENGTH OF SCHEDULE	TEAM RPI	ADJ RPI	CONF. RPI	ADJ CONF. RPI					
DIV. I ONLY		8-10-0	.44444	199	5-5-0	215	211	220	.45899	229	24	24			
DIV. I NON-CONF.		3-6-0	.33333	245	0-1-0	300	150	288	.39601	290	26	26			
<hr/>															
TOTALS	RPI 1-25	RPI 26-50		W-L RECORDS		RPI 51-100		RPI 101-150		RPI 150+					
8-10-0	0-2-0	0-2-0		OVERALL		0-1-0		0-1-0		8-4-0					
5-2-0	0-0-0	0-0-0		HOME		0-0-0		0-1-0		5-1-0					
1-7-0	0-1-0	0-2-0		AWAY		0-1-0		0-0-0		1-3-0					
2-1-0	0-1-0	0-0-0		NEUTRAL		0-0-0		0-0-0		2-0-0					
<hr/>															
3-6-0	0-0-0	0-2-0		NON-CONFERENCE		0-1-0		0-1-0		3-2-0					
2-2-0	0-0-0	0-0-0		HOME		0-0-0		0-1-0		2-1-0					
0-4-0	0-0-0	0-0-		AWAY		0-1-0		0-0-0		0-1-0					
1-0-0	0-0-0	0-0-0		NEUTRAL		0-0-0		0-0-0		1-0-0					
<hr/>															
5-4-0	0-2-0	0-0-0		CONFERENCE		0-0-0		0-0-0		5-2-0					
3-0-0	0-0-0	0-0-0		HOME		0-0-0		0-0-0		3-0-0					
1-3-0	0-1-0	0-0-0		AWAY		0-0-0		0-0-0		1-2-0					
1-1-0	0-1-0	0-0-0		NEUTRAL		0-0-0		0-0-0		1-0-0					
<hr/>															
RPI	S	Opponent	Score	RPI	S	Opponent	Score	RPI	S	Opponent	Score				
17	A	Denver	1 <div>2</div>	35	A	Minnesota	1 <div>4</div>	92	A	Hofstra	1 <div>3</div>	106	H	Boise St.	0 <div>1</div>
17	N	Denver	1 <div>5</div>	36	A	St. John's (NY)	0 <div>5</div>					194	A	South Dakota St.	0 <div>1</div>
												194	N	South Dakota St.	2 1
												222	H	IPFW	3 1
												225	N	Belmont	2 0
												260	A	IUPUI	2 0
												266	A	Western Ill.	0 <div>1</div>
												289	H	South Dakota	1 0
												294	H	Eastern Wash.	0 <div>3</div>
												296	H	Idaho	3 2
												299	H	Colorado St.	1 0
												303	H	Neb. Omaha	2 1
												311	A	North Dakota	2 <div>4</div>
<hr/>															
LAST 10 GAMES															
17 N Denver				1 <div>5</div>	289 H South Dakota				1 0						
194 N South Dakota St.				2 1	303 H Neb. Omaha				2 1						
222 H IPFW				3 1	266 A Western Ill.				0 <div>1</div>						
17 A Denver				1 <div>2</div>	260 A IUPUI				2 0						
194 A South Dakota St.				0 <div>1</div>	294 H Eastern Wash.				0 <div>3</div>						

<b>Non-Div. I Games:</b>	<b>Minn. Duluth</b>	<b>3</b>	<b>1</b>
--------------------------	---------------------	----------	----------

North Dakota St.

Average RPI Win:	256	WON-LOST RECORD	WINNING PCT. RANK	LAST 10 GAMES	STRENGTH OF SCHEDULE	OPP. STRENGTH OF SCHEDULE	TEAM RPI	ADJ RPI	CONF. RPI	ADJ CONF. RPI	
Average RPI Loss:	183										
DIV. I ONLY	8-8-2	.5	147	4-5-1	270	299	230	.4568	230	25	25
DIV. I NON-CONF.	5-3-1	.61111	102	1-0-0	273	306	189	.47413	188	24	24
<hr/>											
TOTALS	RPI 1-25	RPI 26-50		W-L RECORDS		RPI 51-100		RPI 101-150		RPI 150+	
8-8-2	0-0-0	0-0-0		OVERALL		0-0-0		0-2-0		8-6-2	
2-4-1	0-0-0	0-0-0		HOME		0-0-0		0-2-0		2-2-1	
6-4-1	0-0-0	0-0-0		AWAY		0-0-0		0-0-0		6-4-1	
0-0-0	0-0-0	0-0-0		NEUTRAL		0-0-0		0-0-0		0-0-0	
5-3-1	0-0-0	0-0-0		NON-CONFERENCE		0-0-0		0-0-0		5-3-1	
2-0-1	0-0-0	0-0-0		HOME		0-0-0		0-0-0		2-0-1	
3-3-0	0-0-0	0-0-		AWAY		0-0-0		0-0-0		3-3-0	
0-0-0	0-0-0	0-0-0		NEUTRAL		0-0-0		0-0-0		0-0-0	
3-5-1	0-0-0	0-0-0		CONFERENCE		0-0-0		0-2-0		3-3-1	
0-4-0	0-0-0	0-0-0		HOME		0-0-0		0-2-0		0-2-0	
3-1-1	0-0-0	0-0-0		AWAY		0-0-0		0-0-0		3-1-1	
0-0-0	0-0-0	0-0-0		NEUTRAL		0-0-0		0-0-0		0-0-0	
RPI	S	Opponent	Score	RPI	S	Opponent	Score	RPI	S	Opponent	Score
								102	H	Stony Brook	0 2
								127	H	UMBC	0 1
								155	A	Maine	3 2
								155	A	Maine	0 2
								164	H	Hartford	0 2
								186	A	Army	1 0
								201	A	Cornell	0 2
								227	A	Siena	1 2
								231	A	Iona	1 0
								238	A	Temple	0 2
								243	H	Marist	1 1
								252	H	Vermont	1 2
								254	H	Lafayette	2 0
								257	A	New Hampshire	0 0
								291	A	Manhattan	1 0
								301	H	Niagara	3 1
								310	A	Albany (NY)	2 0
								317	A	UMass Lowell	4 0
				LAST 10 GAMES							
				155	A	Maine	0 2	155	A	Maine	3 2
				252	H	Vermont	1 2	310	A	Albany (NY)	2 0
				317	A	UMass Lowell	4 0	127	H	UMBC	0 1
				102	H	Stony Brook	0 2	257	A	New Hampshire	0 0
				164	H	Hartford	0 2	186	A	Army	1 0

Non-Div. I Games:

Binghamton

Average RPI Win: 282		WON-LOST	WINNING	LAST 10	STRENGTH OF		OPP. STRENGTH	TEAM	ADJ		CONF.	ADJ CONF.	
Average RPI Loss: 191		RECORD	PCT. RANK	GAMES	SCHEDULE		OF SCHEDULE	RPI	RPI		RPI	RPI	
DIV. I ONLY		7-8-4	.47368	170	5-3-2		251	301	232	.45491	231	29	29
DIV. I NON-CONF.		1-5-2	.25	276	0-0-0		235	262	290	.39997	288	30	30
TOTALS		RPI 1-25	RPI 26-50		W-L RECORDS		RPI 51-100		RPI 101-150		RPI 150+		
7-8-4		0-0-0	0-0-0		OVERALL		0-1-1		0-1-0		7-6-3		
5-1-2		0-0-0	0-0-0		HOME		0-0-1		0-0-0		5-1-1		
2-6-2		0-0-0	0-0-0		AWAY		0-1-0		0-1-0		2-4-2		
0-1-0		0-0-0	0-0-0		NEUTRAL		0-0-0		0-0-0		0-1-0		
1-5-2		0-0-0	0-0-0		NON-CONFERENCE		0-1-0		0-0-0		1-4-2		
1-1-1		0-0-0	0-0-0		HOME		0-0-0		0-0-0		1-1-1		
0-4-1		0-0-0	0-0-		AWAY		0-1-0		0-0-0		0-3-1		
0-0-0		0-0-0	0-0-0		NEUTRAL		0-0-0		0-0-0		0-0-0		
6-3-2		0-0-0	0-0-0		CONFERENCE		0-0-1		0-1-0		6-2-1		
4-0-1		0-0-0	0-0-0		HOME		0-0-1		0-0-0		4-0-0		
2-2-1		0-0-0	0-0-0		AWAY		0-0-0		0-1-0		2-1-1		
0-1-0		0-0-0	0-0-0		NEUTRAL		0-0-0		0-0-0		0-1-0		
RPI S	Opponent	Score	RPI S	Opponent	Score	RPI S	Opponent	Score	RPI S	Opponent	Score		
						54 H Monmouth		1 1	145 A Fairfield		0 2		
						72 A Navy		0 3	164 H Hartford		1 1		
									196 A Fairleigh Dickinson		0 1		
									212 A Fordham		0 1		
									219 A Rider		0 3		
									226 A Towson		0 3		
									227 H Siena		1 0		
									227 N Siena		1 2		
									230 H Binghamton		0 1		
									243 A Marist		3 0		
									268 H Quinnipiac		1 0		
									272 A Mt. St. Mary's		1 1		
									291 A Manhattan		1 1		
									301 A Niagara		2 1		
									304 H Canisius		1 0		
									310 H Albany (NY)		2 1		
									318 H Saint Peter's		1 0		
LAST 10 GAMES													
						227 N Siena		1 2	219 A Rider		0 3		
						301 A Niagara		2 1	54 H Monmouth		1 1		
						243 A Marist		3 0	268 H Quinnipiac		1 0		
						227 H Siena		1 0	318 H Saint Peter's		1 0		
						145 A Fairfield		0 2	291 A Manhattan		1 1		

Non-Div. I Games:

Iona

Average RPI Win:	229	WON-LOST RECORD	WINNING PCT. RANK	LAST 10 GAMES	STRENGTH OF SCHEDULE	OPP. STRENGTH OF SCHEDULE	TEAM RPI	ADJ RPI	CONF. RPI	ADJ CONF. RPI							
Average RPI Loss:	141																
DIV. I ONLY	6-10-1	.38235	234	5-5-0	201	187	235	.45457	232	19	19						
DIV. I NON-CONF.	2-5-1	.3125	255	1-0-0	222	170	260	.42835	256	20	20						
<hr/>																	
TOTALS	RPI 1-25	RPI 26-50		W-L RECORDS		RPI 51-100		RPI 101-150		RPI 150+							
6-10-1	0-0-0	0-0-0		OVERALL		0-1-0		1-4-0		5-5-1							
2-4-0	0-0-0	0-0-0		HOME		0-0-0		0-2-0		2-2-0							
4-5-1	0-0-0	0-0-0		AWAY		0-1-0		1-1-0		3-3-1							
0-1-0	0-0-0	0-0-0		NEUTRAL		0-0-0		0-1-0		0-0-0							
<hr/>																	
2-5-1	0-0-0	0-0-0		NON-CONFERENCE		0-1-0		0-2-0		2-2-1							
0-2-0	0-0-0	0-0-0		HOME		0-0-0		0-1-0		0-1-0							
2-3-1	0-0-0	0-0-		AWAY		0-1-0		0-1-0		2-1-1							
0-0-0	0-0-0	0-0-0		NEUTRAL		0-0-0		0-0-0		0-0-0							
<hr/>																	
4-5-0	0-0-0	0-0-0		CONFERENCE		0-0-0		1-2-0		3-3-0							
2-2-0	0-0-0	0-0-0		HOME		0-0-0		0-1-0		2-1-0							
2-2-0	0-0-0	0-0-0		AWAY		0-0-0		1-0-0		1-2-0							
0-1-0	0-0-0	0-0-0		NEUTRAL		0-0-0		0-1-0		0-0-0							
<hr/>																	
RPI S	Opponent	Score	RPI S	Opponent	Score	RPI S	Opponent	Score	RPI S	Opponent	Score						
						85 A	Samford	2 4	105 H	South Ala.	1 2						
						105 N	South Ala.	0 2									
						115 A	Western Ky.	1 0									
						117 H	Jacksonville	0 1									
						129 A	Alabama	1 2									
						153 A	UT Martin	1 0									
						161 H	Kennesaw St.	0 1									
						166 H	La.-Lafayette	0 3									
						174 A	Vanderbilt	0 4									
						184 A	Texas St.	0 1									
						188 A	Arkansas St.	2 3									
						192 A	Mercer	2 2									
						237 H	Troy	2 1									
						277 H	La.-Monroe	2 0									
						284 A	UALR	3 1									
						308 A	Jacksonville St.	2 0									
						<hr/>											
									LAST 10 GAMES								
									105 N South Ala.			0 2	105 H South Ala.			1 2	
									115 A Western Ky.			1 0	184 A Texas St.			0 1	
			188 A Arkansas St.			2 3	277 H La.-Monroe			2 0							
			284 A UALR			3 1	166 H La.-Lafayette			0 3							
			237 H Troy			2 1	308 A Jacksonville St.			2 0							

Non-Div. I Games:

Georgia St.



Average RPI Win: 260		WON-LOST	WINNING	LAST 10	STRENGTH OF	OPP. STRENGTH	TEAM	ADJ	CONF.	ADJ CONF.		
Average RPI Loss: 140		RECORD	PCT. RANK	GAMES	SCHEDULE	OF SCHEDULE	RPI	RPI	RPI	RPI		
DIV. I ONLY		6-10-1	.38235	234	4-5-1	180	229	231	.45452	233	18	18
DIV. I NON-CONF.		2-5-0	.28571	264	0-0-0	178	212	252	.43173	252	19	19
<hr/>												
TOTALS		RPI 1-25		RPI 26-50		W-L RECORDS		RPI 51-100		RPI 101-150		RPI 150+
6-10-1		0-1-0		0-0-0		OVERALL		0-2-0		0-1-0		6-6-1
4-3-0		0-0-0		0-0-0		HOME		0-1-0		0-1-0		4-1-0
2-7-1		0-1-0		0-0-0		AWAY		0-1-0		0-0-0		2-5-1
0-0-0		0-0-0		0-0-0		NEUTRAL		0-0-0		0-0-0		0-0-0
2-5-0		0-1-0		0-0-0		NON-CONFERENCE		0-1-0		0-0-0		2-3-0
1-1-0		0-0-0		0-0-0		HOME		0-0-0		0-0-0		1-1-0
1-4-0		0-1-0		0-0-		AWAY		0-1-0		0-0-0		1-2-0
0-0-0		0-0-0		0-0-0		NEUTRAL		0-0-0		0-0-0		0-0-0
4-5-1		0-0-0		0-0-0		CONFERENCE		0-1-0		0-1-0		4-3-1
3-2-0		0-0-0		0-0-0		HOME		0-1-0		0-1-0		3-0-0
1-3-1		0-0-0		0-0-0		AWAY		0-0-0		0-0-0		1-3-1
0-0-0		0-0-0		0-0-0		NEUTRAL		0-0-0		0-0-0		0-0-0
RPI	S	Opponent		Score		RPI	S	Opponent		Score		
13	A	UCF		0 4								
						67	H	FGCU		0 4		
						95	A	Eastern Mich.		1 5		

Non-Div. I Games: Embry-Riddle (FL) 0 0

Stetson

Average RPI Win: 260		WON-LOST	WINNING	LAST 10	STRENGTH OF		OPP. STRENGTH	TEAM	ADJ	CONF.	ADJ CONF.
Average RPI Loss: 159		RECORD	PCT. RANK	GAMES	SCHEDULE		OF SCHEDULE	RPI	RPI	RPI	RPI
DIV. I ONLY		9-10-1	.475	165	4-5-1		266	271	234	.45327	234
DIV. I NON-CONF.		2-5-0	.28571	264	0-0-0		172	189	244	.43666	243
TOTALS		RPI 1-25	RPI 26-50		W-L RECORDS		RPI 51-100		RPI 101-150		RPI 150+
9-10-1	0-0-0	0-0-0		OVERALL		0-4-0		0-1-0		9-5-1	
4-3-1	0-0-0	0-0-0		HOME		0-2-0		0-0-0		4-1-1	
5-5-0	0-0-0	0-0-0		AWAY		0-2-0		0-1-0		5-2-0	
0-2-0	0-0-0	0-0-0		NEUTRAL		0-0-0		0-0-0		0-2-0	
2-5-0	0-0-0	0-0-0		NON-CONFERENCE		0-2-0		0-1-0		2-2-0	
1-1-0	0-0-0	0-0-0		HOME		0-1-0		0-0-0		1-0-0	
1-3-0	0-0-0	0-0-0		AWAY		0-1-0		0-1-0		1-1-0	
0-1-0	0-0-0	0-0-0		NEUTRAL		0-0-0		0-0-0		0-1-0	
7-5-1	0-0-0	0-0-0		CONFERENCE		0-2-0		0-0-0		7-3-1	
3-2-1	0-0-0	0-0-0		HOME		0-1-0		0-0-0		3-1-1	
4-2-0	0-0-0	0-0-0		AWAY		0-1-0		0-0-0		4-1-0	
0-1-0	0-0-0	0-0-0		NEUTRAL		0-0-0		0-0-0		0-1-0	
RPI S	Opponent	Score	RPI S	Opponent	Score	RPI S	Opponent	Score	RPI S	Opponent	Score
						75 A	Seattle	0 3	125 A	Utah St.	0 1
						75 H	Seattle	0 2	171 A	UMKC	0 3
						90 A	UTEP	2 3	171 H	UMKC	2 0
						93 H	Weber St.	1 2	171 N	UMKC	0 2
									182 A	Idaho St.	4 2
									193 H	UC Davis	2 1
									245 N	Houston Baptist	0 1
									253 A	Montana	1 3
									286 A	New Mexico St.	2 1
									286 H	New Mexico St.	2 2
									296 A	Idaho	3 2
									296 H	Idaho	0 1
									297 A	Bakersfield	2 0
									297 H	Bakersfield	2 0
									307 A	Grand Canyon	5 3
									307 H	Grand Canyon	3 0
LAST 10 GAMES											
						171 N	UMKC	0 2	75 A	Seattle	0 3
						171 A	UMKC	0 3	286 H	New Mexico St.	2 2
						286 A	New Mexico St.	2 1	171 H	UMKC	2 0
						307 H	Grand Canyon	3 0	75 H	Seattle	0 2
						296 A	Idaho	3 2	296 H	Idaho	0 1

Non-Div. I Games:

Utah Valley

Average RPI Win:	235	WON-LOST	WINNING	LAST 10	STRENGTH OF	OPP. STRENGTH	TEAM	ADJ	CONF.	ADJ CONF.	
Average RPI Loss:	124	RECORD	PCT. RANK	GAMES	SCHEDULE	OF SCHEDULE	RPI	RPI	RPI	RPI	
DIV. I ONLY	5-10-4	.36842	243	3-3-4	170	232	233	.45259	235	26	26
DIV. I NON-CONF.	3-8-1	.29167	261	1-1-1	133	202	227	.44691	228	22	22
<hr/>											
TOTALS	RPI 1-25	RPI 26-50		W-L RECORDS		RPI 51-100		RPI 101-150		RPI 150+	
5-10-4	0-0-0	0-2-0		OVERALL		0-3-0		0-1-0		5-4-4	
2-5-2	0-0-0	0-1-0		HOME		0-3-0		0-1-0		2-0-2	
3-5-2	0-0-0	0-1-0		AWAY		0-0-0		0-0-0		3-4-2	
0-0-0	0-0-0	0-0-0		NEUTRAL		0-0-0		0-0-0		0-0-0	
3-8-1	0-0-0	0-2-0		NON-CONFERENCE		0-2-0		0-1-0		3-3-1	
1-4-0	0-0-0	0-1-0		HOME		0-2-0		0-1-0		1-0-0	
2-4-1	0-0-0	0-0-		AWAY		0-0-0		0-0-0		2-3-1	
0-0-0	0-0-0	0-0-0		NEUTRAL		0-0-0		0-0-0		0-0-0	
2-2-3	0-0-0	0-0-0		CONFERENCE		0-1-0		0-0-0		2-1-3	
1-1-2	0-0-0	0-0-0		HOME		0-1-0		0-0-0		1-0-2	
1-1-1	0-0-0	0-0-0		AWAY		0-0-0		0-0-0		1-1-1	
0-0-0	0-0-0	0-0-0		NEUTRAL		0-0-0		0-0-0		0-0-0	
RPI S	Opponent	Score	RPI S	Opponent	Score	RPI S	Opponent	Score	RPI S	Opponent	Score
			38 H	Arkansas	0 3	57 H	Oral Roberts	1 2	124 H	Kansas	0 1
			44 A	Oklahoma St.	1 3	66 H	Illinois St.	1 3	171 H	UMKC	1 0
						77 H	Tulsa	0 1	176 A	SIU Edwardsville	0 1
									183 A	Indiana St.	1 2
									188 A	Arkansas St.	1 3
									197 A	Central Ark.	2 0
									217 A	Evansville	0 0
									217 H	Evansville	1 1
									223 A	Loyola Chicago	2 1
									266 A	Western Ill.	1 0
									284 A	UALR	0 1
									285 H	Drake	0 0
									303 A	Neb. Omaha	1 1
									319 H	UNI	3 1
			LAST 10 GAMES								
			217 H	Evansville	1 1	217 A	Evansville	0 0			
			66 H	Illinois St.	1 3	223 A	Loyola Chicago	2 1			
			183 A	Indiana St.	1 2	319 H	UNI	3 1			
			44 A	Oklahoma St.	1 3	303 A	Neb. Omaha	1 1			
			285 H	Drake	0 0	171 H	UMKC	1 0			

Non-Div. I Games:

Missouri St.

Average RPI Win:	237	WON-LOST RECORD	WINNING PCT. RANK	LAST 10 GAMES	STRENGTH OF SCHEDULE	OPP. STRENGTH OF SCHEDULE	TEAM RPI	ADJ RPI	CONF. RPI	ADJ CONF. RPI			
DIV. I ONLY		5-11-2	.33333	265	4-6-0	177	161	237	.44885	236	13	13	
DIV. I NON-CONF.		2-5-1	.3125	255	1-0-0	253	187	273	.41595	271	15	15	
<hr/>													
TOTALS	RPI 1-25	RPI 26-50		W-L RECORDS		RPI 51-100		RPI 101-150		RPI 150+			
5-11-2	0-0-0	0-2-0		OVERALL		1-1-1		0-5-0		4-3-1			
3-5-1	0-0-0	0-0-0		HOME		1-1-0		0-3-0		2-1-1			
2-6-1	0-0-0	0-2-0		AWAY		0-0-1		0-2-0		2-2-0			
0-0-0	0-0-0	0-0-0		NEUTRAL		0-0-0		0-0-0		0-0-0			
<hr/>													
2-5-1	0-0-0	0-1-0		NON-CONFERENCE		0-0-0		0-2-0		2-2-1			
2-1-1	0-0-0	0-0-0		HOME		0-0-0		0-1-0		2-0-1			
0-4-0	0-0-0	0-0-		AWAY		0-0-0		0-1-0		0-2-0			
0-0-0	0-0-0	0-0-0		NEUTRAL		0-0-0		0-0-0		0-0-0			
<hr/>													
3-6-1	0-0-0	0-1-0		CONFERENCE		1-1-1		0-3-0		2-1-0			
1-4-0	0-0-0	0-0-0		HOME		1-1-0		0-2-0		0-1-0			
2-2-1	0-0-0	0-1-0		AWAY		0-0-1		0-1-0		2-0-0			
0-0-0	0-0-0	0-0-0		NEUTRAL		0-0-0		0-0-0		0-0-0			
<hr/>													
RPI	S	Opponent	Score	RPI	S	Opponent	Score	RPI	S	Opponent	Score		
				30	A	Indiana	0 5	74	H	Elon	2 3		
				46	A	Furman	0 2	85	A	Samford	0 0		
								96	H	UNC Greensboro	1 0		
										103	A	North Carolina St.	0 4
										117	H	Jacksonville	1 2
										144	A	Wofford	0 2
										149	H	Western Caro.	1 2
										150	H	Appalachian St.	1 3
										178	H	Davidson	0 2
										183	A	Indiana St.	1 2
										192	A	Mercer	2 3
										233	H	Stetson	2 1
										246	A	Citadel	3 2
										281	H	Charleston So.	0 0
										295	A	Chattanooga	2 1
										314	H	Francis Marion	5 0
				LAST 10 GAMES									
				178	H	Davidson	0 2	246	A	Citadel	3 2		
				144	A	Wofford	0 2	314	H	Francis Marion	5 0		
				46	A	Furman	0 2	149	H	Western Caro.	1 2		
				96	H	UNC Greensboro	1 0	150	H	Appalachian St.	1 3		
				74	H	Elon	2 3	295	A	Chattanooga	2 1		

Non-Div. I Games:

Ga. Southern

Average RPI Win: 248		WON-LOST	WINNING	LAST 10	STRENGTH OF	OPP. STRENGTH	TEAM	ADJ	CONF.	ADJ CONF.		
Average RPI Loss: 185		RECORD	PCT. RANK	GAMES	SCHEDULE	OF SCHEDULE	RPI	RPI	RPI	RPI		
DIV. I ONLY		8-10-1	.44737	192	4-5-1	253	274	236	.4488	237	19	19
DIV. I NON-CONF.		4-6-0	.4	213	0-1-0	251	303	261	.42607	261	20	20
<hr/>												
TOTALS		RPI 1-25		RPI 26-50		W-L RECORDS		RPI 51-100		RPI 101-150		RPI 150+
8-10-1		0-0-0		0-0-0		OVERALL		0-1-0		1-2-0		7-7-1
6-2-0		0-0-0		0-0-0		HOME		0-0-0		1-0-0		5-2-0
2-8-1		0-0-0		0-0-0		AWAY		0-1-0		0-2-0		2-5-1
0-0-0		0-0-0		0-0-0		NEUTRAL		0-0-0		0-0-0		0-0-0
4-6-0		0-0-0		0-0-0		NON-CONFERENCE		0-1-0		0-1-0		4-4-0
3-1-0		0-0-0		0-0-0		HOME		0-0-0		0-0-0		3-1-0
1-5-0		0-0-0		0-0-		AWAY		0-1-0		0-1-0		1-3-0
0-0-0		0-0-0		0-0-0		NEUTRAL		0-0-0		0-0-0		0-0-0
4-4-1		0-0-0		0-0-0		CONFERENCE		0-0-0		1-1-0		3-3-1
3-1-0		0-0-0		0-0-0		HOME		0-0-0		1-0-0		2-1-0
1-3-1		0-0-0		0-0-0		AWAY		0-0-0		0-1-0		1-2-1
0-0-0		0-0-0		0-0-0		NEUTRAL		0-0-0		0-0-0		0-0-0
RPI	S	Opponent	Score	RPI	S	Opponent	Score	RPI	S	Opponent	Score	

Non-Div. I Games:

Troy



Average RPI Win:	248	WON-LOST RECORD	WINNING PCT. RANK	LAST 10 GAMES	STRENGTH OF SCHEDULE	OPP. STRENGTH OF SCHEDULE	TEAM RPI	ADJ RPI	CONF. RPI	ADJ CONF. RPI	
Average RPI Loss:	160										
DIV. I ONLY	8-11-1	.425	208	6-4-0	262	222	239	.4455	239	27	27
DIV. I NON-CONF.	2-7-1	.25	276	0-0-0	252	185	287	.40028	287	25	25
<hr/>											
TOTALS	RPI 1-25	RPI 26-50		W-L RECORDS	RPI 51-100		RPI 101-150		RPI 150+		
8-11-1	0-0-0	0-0-0		OVERALL	0-1-0		1-4-0		7-6-1		
3-4-0	0-0-0	0-0-0		HOME	0-0-0		1-1-0		2-3-0		
4-6-1	0-0-0	0-0-0		AWAY	0-1-0		0-3-0		4-2-1		
1-1-0	0-0-0	0-0-0		NEUTRAL	0-0-0		0-0-0		1-1-0		
<hr/>											
2-7-1	0-0-0	0-0-0		NON-CONFERENCE	0-1-0		1-2-0		1-4-1		
1-2-0	0-0-0	0-0-0		HOME	0-0-0		1-0-0		0-2-0		
1-4-1	0-0-0	0-0-		AWAY	0-1-0		0-2-0		1-1-1		
0-1-0	0-0-0	0-0-0		NEUTRAL	0-0-0		0-0-0		0-1-0		
<hr/>											
6-4-0	0-0-0	0-0-0		CONFERENCE	0-0-0		0-2-0		6-2-0		
2-2-0	0-0-0	0-0-0		HOME	0-0-0		0-1-0		2-1-0		
3-2-0	0-0-0	0-0-0		AWAY	0-0-0		0-1-0		3-1-0		
1-0-0	0-0-0	0-0-0		NEUTRAL	0-0-0		0-0-0		1-0-0		
<hr/>											
RPI S	Opponent	Score	RPI S	Opponent	Score	RPI S	Opponent	Score	RPI S	Opponent	Score
						52 A	Harvard	0 1	113 A	Delaware	0 2
									119 H	Seton Hall	1 0
									127 A	Saint Francis (PA)	0 1
									127 H	Saint Francis (PA)	0 2
									146 A	Columbia	0 3
									152 H	Saint Joseph's	0 1
									159 A	UNLV	2 3
									172 A	Wagner	0 1
									196 H	Fairleigh Dickinson	0 2
									196 N	Fairleigh Dickinson	2 1
									211 A	Central Conn. St.	1 0
									226 H	Towson	0 3
									243 A	Marist	1 1
									272 A	Mt. St. Mary's	1 0
									283 H	Robert Morris	3 2
									286 N	New Mexico St.	0 1
									290 H	Bryant	3 2
									292 A	Sacred Heart	1 0
									318 A	Saint Peter's	5 1
			LAST 10 GAMES								
			127 A	Saint Francis (PA)	0 1	292 A	Sacred Heart	1 0			
			196 N	Fairleigh Dickinson	2 1	172 A	Wagner	0 1			
			272 A	Mt. St. Mary's	1 0	211 A	Central Conn. St.	1 0			
			290 H	Bryant	3 2	196 H	Fairleigh Dickinson	0 2			
			283 H	Robert Morris	3 2	127 H	Saint Francis (PA)	0 2			

Non-Div. I Games:

LIU Brooklyn

Average RPI Win:	225	WON-LOST RECORD	WINNING PCT. RANK	LAST 10 GAMES	STRENGTH OF SCHEDULE	OPP. STRENGTH OF SCHEDULE	TEAM RPI	ADJ RPI	CONF. RPI	ADJ CONF. RPI	
Average RPI Loss:	157										
DIV. I ONLY	6-11-1	.36111	248	3-6-1	210	184	238	.44514	240	22	22
DIV. I NON-CONF.	3-6-0	.33333	245	0-1-0	176	148	225	.44907	225	23	23
<hr/>											
TOTALS	RPI 1-25	RPI 26-50		W-L RECORDS	RPI 51-100		RPI 101-150		RPI 150+		
6-11-1	0-0-0	0-1-0		OVERALL	1-3-1		0-1-0		5-6-0		
4-4-0	0-0-0	0-0-0		HOME	1-1-0		0-0-0		3-3-0		
1-5-1	0-0-0	0-1-0		AWAY	0-1-1		0-0-0		1-3-0		
1-2-0	0-0-0	0-0-0		NEUTRAL	0-1-0		0-1-0		1-0-0		
<hr/>											
3-6-0	0-0-0	0-1-0		NON-CONFERENCE	0-3-0		0-1-0		3-1-0		
2-1-0	0-0-0	0-0-0		HOME	0-1-0		0-0-0		2-0-0		
0-3-0	0-0-0	0-0-		AWAY	0-1-0		0-0-0		0-1-0		
1-2-0	0-0-0	0-0-0		NEUTRAL	0-1-0		0-1-0		1-0-0		
<hr/>											
3-5-1	0-0-0	0-0-0		CONFERENCE	1-0-1		0-0-0		2-5-0		
2-3-0	0-0-0	0-0-0		HOME	1-0-0		0-0-0		1-3-0		
1-2-1	0-0-0	0-0-0		AWAY	0-0-1		0-0-0		1-2-0		
0-0-0	0-0-0	0-0-0		NEUTRAL	0-0-0		0-0-0		0-0-0		
<hr/>											
RPI S	Opponent	Score	RPI S	Opponent	Score	RPI S	Opponent	Score	RPI S	Opponent	Score
			42 A	Utah	2 6	60 N	Arizona St.	0 4	150 N	Appalachian St.	1 2
						83 A	Arizona	1 6	151 H	Northern Ariz.	2 3
						88 A	Portland St.	0 0	162 H	Northern Colo.	1 2
						90 H	UTEP	1 2	181 H	UC Santa Barbara	4 3
						93 H	Weber St.	2 1	182 H	Idaho St.	0 2
									218 H	UC Riverside	1 0
									252 N	Vermont	3 1
									253 A	Montana	1 3
									258 A	Sacramento St.	0 4
									294 A	Eastern Wash.	3 0
									297 A	Bakersfield	1 4
									311 H	North Dakota	3 2
<hr/>											
			LAST 10 GAMES								
			253 A	Montana	1 3	88 A	Portland St.	0 0			
			294 A	Eastern Wash.	3 0	182 H	Idaho St.	0 2			
			162 H	Northern Colo.	1 2	93 H	Weber St.	2 1			
			311 H	North Dakota	3 2	151 H	Northern Ariz.	2 3			
			258 A	Sacramento St.	0 4	90 H	UTEP	1 2			

Non-Div. I Games:

Southern Utah



Average RPI Win: 227		WON-LOST RECORD	WINNING PCT. RANK		LAST 10 GAMES	STRENGTH OF SCHEDULE		OPP. STRENGTH OF SCHEDULE		TEAM RPI	ADJ RPI		CONF. RPI	ADJ CONF. RPI			
Average RPI Loss: 175																	
DIV. I ONLY		6-9-2	.41176	218	4-5-1	255		224		241	.44487	241	15	14			
DIV. I NON-CONF.		4-4-1	.5	146	2-0-0	236		280		213	.46018	212	13	13			
TOTALS		RPI 1-25		RPI 26-50		W-L RECORDS		RPI 51-100		RPI 101-150		RPI 150+					
6-9-2		0-0-0		0-0-0		OVERALL		0-2-0		1-1-0		5-6-2					
4-4-1		0-0-0		0-0-0		HOME		0-1-0		1-1-0		3-2-1					
2-4-1		0-0-0		0-0-0		AWAY		0-1-0		0-0-0		2-3-1					
0-1-0		0-0-0		0-0-0		NEUTRAL		0-0-0		0-0-0		0-1-0					
4-4-1		0-0-0		0-0-0		NON-CONFERENCE		0-1-0		1-0-0		3-3-1					
3-2-0		0-0-0		0-0-0		HOME		0-0-0		1-0-0		2-2-0					
1-1-1		0-0-0		0-0-		AWAY		0-1-0		0-0-0		1-0-1					
0-1-0		0-0-0		0-0-0		NEUTRAL		0-0-0		0-0-0		0-1-0					
2-5-1		0-0-0		0-0-0		CONFERENCE		0-1-0		0-1-0		2-3-1					
1-2-1		0-0-0		0-0-0		HOME		0-1-0		0-1-0		1-0-1					
1-3-0		0-0-0		0-0-0		AWAY		0-0-0		0-0-0		1-3-0					
0-0-0		0-0-0		0-0-0		NEUTRAL		0-0-0		0-0-0		0-0-0					
RPI	S	Opponent	Score	RPI	S	Opponent	Score	RPI	S	Opponent	Score	RPI	S	Opponent	Score		
								63	H	La Salle	0	3	114	H	VCU	0	1
								72	A	Navy	0	1	127	H	Saint Francis (PA)	1	0
													158	A	Saint Louis	0	3
													175	A	Richmond	2	0
													202	H	Pittsburgh	0	1
													205	H	George Washington	0	0
													206	H	St. Bonaventure	3	1
													212	A	Fordham	0	1
													226	N	Towson	1	2
													243	H	Marist	0	3
													250	A	Buffalo	0	0
													267	H	NJIT	3	0
													282	A	Rhode Island	0	2
													283	H	Robert Morris	3	1
													301	A	Niagara	1	0
LAST 10 GAMES																	
						282	A	Rhode Island	0	2	114	H	VCU	0	1		
						212	A	Fordham	0	1	158	A	Saint Louis	0	3		
						63	H	La Salle	0	3	206	H	St. Bonaventure	3	1		
						175	A	Richmond	2	0	267	H	NJIT	3	0		
						205	H	George Washington	0	0	283	H	Robert Morris	3	1		

Non-Div. I Games:

Duquesne

Average RPI Win: 235		WON-LOST	WINNING	LAST 10	STRENGTH OF		OPP. STRENGTH	TEAM	ADJ	CONF.	ADJ CONF.
Average RPI Loss: 138		RECORD	PCT. RANK	GAMES	SCHEDULE		OF SCHEDULE	RPI	RPI	RPI	RPI
DIV. I ONLY		6-12-1	.34211	258	213		167	245	.44414	242	20
DIV. I NON-CONF.		3-5-0	.375	227	171		113	204	.46874	199	21
TOTALS		RPI 1-25	RPI 26-50		W-L RECORDS		RPI 51-100		RPI 101-150		RPI 150+
6-12-1	0-0-0	0-2-0		OVERALL		1-3-0		0-1-0		5-6-1	
3-6-0	0-0-0	0-1-0		HOME		1-2-0		0-0-0		2-3-0	
3-5-1	0-0-0	0-1-0		AWAY		0-1-0		0-1-0		3-2-1	
0-1-0	0-0-0	0-0-0		NEUTRAL		0-0-0		0-0-0		0-1-0	
3-5-0	0-0-0	0-2-0		NON-CONFERENCE		1-1-0		0-0-0		2-2-0	
2-2-0	0-0-0	0-1-0		HOME		1-1-0		0-0-0		1-0-0	
1-2-0	0-0-0	0-0-		AWAY		0-0-0		0-0-0		1-1-0	
0-1-0	0-0-0	0-0-0		NEUTRAL		0-0-0		0-0-0		0-1-0	
3-7-1	0-0-0	0-0-0		CONFERENCE		0-2-0		0-1-0		3-4-1	
1-4-0	0-0-0	0-0-0		HOME		0-1-0		0-0-0		1-3-0	
2-3-1	0-0-0	0-0-0		AWAY		0-1-0		0-1-0		2-1-1	
0-0-0	0-0-0	0-0-0		NEUTRAL		0-0-0		0-0-0		0-0-0	
RPI S	Opponent	Score	RPI S	Opponent	Score	RPI S	Opponent	Score	RPI S	Opponent	Score
			33 H	Kentucky	1 2	61 H	Pepperdine	3 2	122 A	Miami (OH)	0 2
			35 A	Minnesota	1 2	70 H	Dayton	0 4	154 H	Kent St.	1 3
						95 A	Eastern Mich.	3 4	163 A	Central Mich.	0 1
						97 H	Western Mich.	1 5	183 H	Indiana St.	5 2
									199 A	Ball St.	2 2
									202 A	Pittsburgh	0 1
									215 H	Ohio	1 2
									225 N	Belmont	2 3
									250 H	Buffalo	1 3
									269 A	Northern Ill.	2 1
									274 H	Akron	1 0
									312 A	Youngstown St.	1 0
									313 A	Bowling Green	2 0
LAST 10 GAMES											
			269 A	Northern Ill.	2 1	313 A	Bowling Green	2 0			
			154 H	Kent St.	1 3	163 A	Central Mich.	0 1			
			215 H	Ohio	1 2	274 H	Akron	1 0			
			122 A	Miami (OH)	0 2	250 H	Buffalo	1 3			
			199 A	Ball St.	2 2	95 A	Eastern Mich.	3 4			

Non-Div. I Games:

Toledo

Average RPI Win: 282		WON-LOST RECORD	WINNING PCT. RANK		LAST 10 GAMES	STRENGTH OF SCHEDULE	OPP. STRENGTH OF SCHEDULE	TEAM RPI	ADJ RPI		CONF. RPI	ADJ CONF. RPI
Average RPI Loss: 155												
DIV. I ONLY		8-10-2	.45	186	4-6-0	287	253	246	.44203	243	29	29
DIV. I NON-CONF.		2-5-2	.33333	245	0-1-0	289	164	284	.40632	283	30	30
<hr/>												
TOTALS		RPI 1-25		RPI 26-50		W-L RECORDS		RPI 51-100		RPI 101-150		RPI 150+
8-10-2		0-0-0		0-0-0		OVERALL		0-2-0		0-4-0		8-4-2
5-2-1		0-0-0		0-0-0		HOME		0-0-0		0-1-0		5-1-1
3-7-1		0-0-0		0-0-0		AWAY		0-2-0		0-3-0		3-2-1
0-1-0		0-0-0		0-0-0		NEUTRAL		0-0-0		0-0-0		0-1-0
2-5-2		0-0-0		0-0-0		NON-CONFERENCE		0-1-0		0-3-0		2-1-2
1-1-1		0-0-0		0-0-0		HOME		0-0-0		0-1-0		1-0-1
1-4-1		0-0-0		0-0-		AWAY		0-1-0		0-2-0		1-1-1
0-0-0		0-0-0		0-0-0		NEUTRAL		0-0-0		0-0-0		0-0-0
6-5-0		0-0-0		0-0-0		CONFERENCE		0-1-0		0-1-0		6-3-0
4-1-0		0-0-0		0-0-0		HOME		0-0-0		0-0-0		4-1-0
2-3-0		0-0-0		0-0-0		AWAY		0-1-0		0-1-0		2-1-0
0-1-0		0-0-0		0-0-0		NEUTRAL		0-0-0		0-0-0		0-1-0
RPI	S	Opponent	Score	RPI	S	Opponent	Score	RPI	S	Opponent	Score	
						54 A Monmouth	0 1			119 A Seton Hall	1 2	
						92 A Hofstra	0 3			126 H Yale	0 4	
										139 A Drexel	1 2	
										145 A Fairfield	1 2	
										201 A Cornell	1 2	
										219 H Rider	5 0	
										219 N Rider	1 2	
										227 A Siena	0 1	
										230 A Binghamton	1 1	
										231 H Iona	0 3	
										239 H LIU Brooklyn	1 1	
										241 A Duquesne	3 0	
										268 H Quinnipiac	3 0	
										291 H Manhattan	1 0	
										301 H Niagara	1 0	
										304 A Canisius	1 0	
										317 H UMass Lowell	5 1	
										318 A Saint Peter's	4 0	
<hr/>												
LAST 10 GAMES												
						219 N Rider	1 2			318 A Saint Peter's	4 0	
						231 H Iona	0 3			304 A Canisius	1 0	
						54 A Monmouth	0 1			219 H Rider	5 0	
						268 H Quinnipiac	3 0			227 A Siena	0 1	
						126 H Yale	0 4			145 A Fairfield	1 2	

Non-Div. I Games:

Marist

Average RPI Win:		191	WON-LOST RECORD		WINNING PCT. RANK		LAST 10 GAMES		STRENGTH OF SCHEDULE		OPP. STRENGTH OF SCHEDULE		TEAM RPI		ADJ RPI		CONF. RPI		ADJ CONF. RPI				
Average RPI Loss:		102																					
DIV. I ONLY			3-16-1		.175	306	0-9-1		94		92		247		.44174	244	9		9				
DIV. I NON-CONF.			3-8-0		.27273	274	0-1-0		88		88		197		.4698	196	8		8				
TOTALS		RPI 1-25		RPI 26-50		W-L RECORDS		RPI 51-100		RPI 101-150		RPI 150+											
3-16-1		0-4-0		0-1-0		OVERALL		0-4-0		1-3-0		2-4-1											
3-7-0		0-2-0		0-0-0		HOME		0-2-0		1-0-0		2-3-0											
0-9-1		0-2-0		0-1-0		AWAY		0-2-0		0-3-0		0-1-1											
0-0-0		0-0-0		0-0-0		NEUTRAL		0-0-0		0-0-0		0-0-0											
3-8-0		0-2-0		0-0-0		NON-CONFERENCE		0-2-0		1-3-0		2-1-0											
3-2-0		0-1-0		0-0-0		HOME		0-1-0		1-0-0		2-0-0											
0-6-0		0-1-0		0-0-		AWAY		0-1-0		0-3-0		0-1-0											
0-0-0		0-0-0		0-0-0		NEUTRAL		0-0-0		0-0-0		0-0-0											
0-8-1		0-2-0		0-1-0		CONFERENCE		0-2-0		0-0-0		0-3-1											
0-5-0		0-1-0		0-0-0		HOME		0-1-0		0-0-0		0-3-0											
0-3-1		0-1-0		0-1-0		AWAY		0-1-0		0-0-0		0-0-1											
0-0-0		0-0-0		0-0-0		NEUTRAL		0-0-0		0-0-0		0-0-0											
RPI	S	Opponent		Score		RPI	S	Opponent		Score		RPI	S	Opponent		Score							
2	H	UCLA		0	3	28	A	BYU		0	2	61	H	Pepperdine		0	1	109	A	Cal St. Fullerton		0	1
11	A	Santa Clara		0	2							84	H	UC Irvine		0	3	111	A	Southern California		1	5
16	A	Stanford		0	4							91	A	San Diego		1	2	121	A	Cal Poly		0	3
20	H	Portland		0	2							98	A	Long Beach St.		0	1	140	H	Northeastern		1	0
																		168	A	San Francisco		1	1
																		177	H	St. Mary's (CA)		1	3
																		181	H	UC Santa Barbara		1	0
																		204	A	Cal St. Northridge		1	2
																		228	H	Gonzaga		1	3
																		253	H	Montana		2	1
																		265	H	Pacific		0	1
LAST 10 GAMES																							
						61	H	Pepperdine		0	1	28	A	BYU		0	2						
						168	A	San Francisco		1	1	91	A	San Diego		1	2						
						11	A	Santa Clara		0	2	228	H	Gonzaga		1	3						
						265	H	Pacific		0	1	20	H	Portland		0	2						
						177	H	St. Mary's (CA)		1	3	204	A	Cal St. Northridge		1	2						

Non-Div. I Games:

Loyola Marymount

Average RPI Win:	257	WON-LOST RECORD	WINNING PCT. RANK	LAST 10 GAMES	STRENGTH OF SCHEDULE	OPP. STRENGTH OF SCHEDULE	TEAM RPI	ADJ RPI	CONF. RPI	ADJ CONF. RPI						
Average RPI Loss:	131															
DIV. I ONLY	4-11-2	.29412	282	3-5-1	162	156	242	.44038	245	14	15					
DIV. I NON-CONF.	1-5-1	.21429	289	0-0-0	192	159	277	.41115	280	17	18					
<hr/>																
TOTALS	RPI 1-25	RPI 26-50		W-L RECORDS	RPI 51-100		RPI 101-150		RPI 150+							
4-11-2	0-0-0	0-0-0		OVERALL	0-5-1		0-2-0		4-4-1							
1-7-1	0-0-0	0-0-0		HOME	0-2-0		0-2-0		1-3-1							
2-4-1	0-0-0	0-0-0		AWAY	0-3-1		0-0-0		2-1-0							
1-0-0	0-0-0	0-0-0		NEUTRAL	0-0-0		0-0-0		1-0-0							
<hr/>																
1-5-1	0-0-0	0-0-0		NON-CONFERENCE	0-3-0		0-1-0		1-1-1							
0-2-1	0-0-0	0-0-0		HOME	0-1-0		0-1-0		0-0-1							
0-3-0	0-0-0	0-0-		AWAY	0-2-0		0-0-0		0-1-0							
1-0-0	0-0-0	0-0-0		NEUTRAL	0-0-0		0-0-0		1-0-0							
<hr/>																
3-6-1	0-0-0	0-0-0		CONFERENCE	0-2-1		0-1-0		3-3-0							
1-5-0	0-0-0	0-0-0		HOME	0-1-0		0-1-0		1-3-0							
2-1-1	0-0-0	0-0-0		AWAY	0-1-1		0-0-0		2-0-0							
0-0-0	0-0-0	0-0-0		NEUTRAL	0-0-0		0-0-0		0-0-0							
<hr/>																
RPI S	Opponent	Score	RPI S	Opponent	Score	RPI S	Opponent	Score	RPI S	Opponent	Score					
						51 A	Stephen F. Austin	0	2	133 H	TCU	1	2			
						57 H	Oral Roberts	0	3	136 H	Nicholls St.	0	1			
						77 A	Tulsa	1	2	169 H	Sam Houston St.	0	1			
						78 A	North Texas	0	1	195 H	Northwestern St.	1	2			
						79 A	Southeastern La.	1	1	197 H	Central Ark.	0	1			
						90 H	UTEP	0	1	224 A	Lamar	1	0			
										234 N	Utah Valley	1	0			
										251 H	Houston	0	0			
										253 A	Montana	0	1			
										259 A	McNeese St.	3	0			
										309 H	A&M-Corpus Christi	4	0			
						<hr/>										
						LAST 10 GAMES										
						79 A Southeastern La.			1	1	57 H Oral Roberts			0	3	
169 H Sam Houston St.			0	1	259 A McNeese St.			3	0							
309 H A&M-Corpus Christi			4	0	51 A Stephen F. Austin			0	2							
136 H Nicholls St.			0	1	224 A Lamar			1	0							
197 H Central Ark.			0	1	195 H Northwestern St.			1	2							

Non-Div. I Games: Incarnate Word 2 1 Abilene Christian 0 1

Houston Baptist

Average RPI Win:	209	WON-LOST RECORD	WINNING PCT. RANK	LAST 10 GAMES	STRENGTH OF SCHEDULE	OPP. STRENGTH OF SCHEDULE	TEAM RPI	ADJ RPI	CONF. RPI	ADJ CONF. RPI	
Average RPI Loss:	148										
DIV. I ONLY	5-11-2	.33333	265	3-7-0	194	190	244	.43977	246	13	13
DIV. I NON-CONF.	2-4-2	.375	227	0-1-0	272	252	266	.41695	269	15	15
<hr/>											
TOTALS	RPI 1-25	RPI 26-50		W-L RECORDS	RPI 51-100		RPI 101-150		RPI 150+		
5-11-2	0-0-0	0-2-0		OVERALL	2-2-0		0-3-1		3-4-1		
3-5-2	0-0-0	0-0-0		HOME	1-1-0		0-2-1		2-2-1		
2-6-0	0-0-0	0-2-0		AWAY	1-1-0		0-1-0		1-2-0		
0-0-0	0-0-0	0-0-0		NEUTRAL	0-0-0		0-0-0		0-0-0		
<hr/>											
2-4-2	0-0-0	0-1-0		NON-CONFERENCE	0-1-0		0-0-1		2-2-1		
2-1-2	0-0-0	0-0-0		HOME	0-0-0		0-0-1		2-1-1		
0-3-0	0-0-0	0-0-		AWAY	0-1-0		0-0-0		0-1-0		
0-0-0	0-0-0	0-0-0		NEUTRAL	0-0-0		0-0-0		0-0-0		
<hr/>											
3-7-0	0-0-0	0-1-0		CONFERENCE	2-1-0		0-3-0		1-2-0		
1-4-0	0-0-0	0-0-0		HOME	1-1-0		0-2-0		0-1-0		
2-3-0	0-0-0	0-1-0		AWAY	1-0-0		0-1-0		1-1-0		
0-0-0	0-0-0	0-0-0		NEUTRAL	0-0-0		0-0-0		0-0-0		
<hr/>											
RPI S	Opponent	Score	RPI S	Opponent	Score	RPI S	Opponent	Score	RPI S	Opponent	Score
			46 A	Furman	0 7	72 A	Navy	0 5	144 A	Wofford	0 2
			47 A	Maryland	0 9	74 H	Elon	2 1	147 H	Winthrop	2 2
						85 A	Samford	3 2	149 H	Western Caro.	0 4
						96 H	UNC Greensboro	3 5	150 H	Appalachian St.	3 9
									178 A	Davidson	0 3
									191 A	Presbyterian	1 2
									236 H	Ga. Southern	2 3
									281 H	Charleston So.	2 1
									295 A	Chattanooga	3 1
									304 H	Canisius	1 1
									308 H	Jacksonville St.	3 1
									314 H	Francis Marion	3 4
<hr/>											
			LAST 10 GAMES								
			314 H	Francis Marion	3 4	236 H	Ga. Southern	2 3			
			149 H	Western Caro.	0 4	178 A	Davidson	0 3			
			150 H	Appalachian St.	3 9	96 H	UNC Greensboro	3 5			
			295 A	Chattanooga	3 1	74 H	Elon	2 1			
			85 A	Samford	3 2	144 A	Wofford	0 2			

Non-Div. I Games:

Citadel

Average RPI Win:		230	WON-LOST RECORD		WINNING PCT. RANK		LAST 10 GAMES		STRENGTH OF SCHEDULE		OPP. STRENGTH OF SCHEDULE		TEAM RPI		ADJ RPI		CONF. RPI		ADJ CONF. RPI	
Average RPI Loss:		165																		
DIV. I ONLY			7-11-4		.40909 220		3-4-3		259		225		243		.43931 247		23		23	
DIV. I NON-CONF.			3-6-1		.35 242		0-0-0		231		246		262		.42334 264		18		17	
TOTALS		RPI 1-25		RPI 26-50		W-L RECORDS		RPI 51-100		RPI 101-150		RPI 150+								
7-11-4		0-1-0		0-0-0		OVERALL		1-1-0		1-3-0		5-6-4								
3-6-1		0-0-0		0-0-0		HOME		1-1-0		0-0-0		2-5-1								
3-4-2		0-1-0		0-0-0		AWAY		0-0-0		0-2-0		3-1-2								
1-1-1		0-0-0		0-0-0		NEUTRAL		0-0-0		1-1-0		0-0-1								
3-6-1		0-1-0		0-0-0		NON-CONFERENCE		0-1-0		1-0-0		2-4-1								
0-5-0		0-0-0		0-0-0		HOME		0-1-0		0-0-0		0-4-0								
2-1-1		0-1-0		0-0-		AWAY		0-0-0		0-0-0		2-0-1								
1-0-0		0-0-0		0-0-0		NEUTRAL		0-0-0		1-0-0		0-0-0								
4-5-3		0-0-0		0-0-0		CONFERENCE		1-0-0		0-3-0		3-2-3								
3-1-1		0-0-0		0-0-0		HOME		1-0-0		0-0-0		2-1-1								
1-3-1		0-0-0		0-0-0		AWAY		0-0-0		0-2-0		1-1-1								
0-1-1		0-0-0		0-0-0		NEUTRAL		0-0-0		0-1-0		0-0-1								
RPI	S	Opponent		Score		RPI	S	Opponent		Score		RPI	S	Opponent		Score				
20	A	Portland		2	4					80	H	San Diego St.	2	1	106	A	Boise St.	1	2	
										93	H	Weber St.	2	3	106	N	Boise St.	0	3	
															125	A	Utah St.	0	1	
															133	N	TCU	4	3	
															159	H	UNLV	2	3	
															159	N	UNLV	1	1	
															162	H	Northern Colo.	0	1	
															182	H	Idaho St.	0	1	
															189	H	Fresno St.	0	0	
															213	H	New Mexico	3	2	
															253	A	Montana	0	0	
															262	A	Nevada	1	1	
															285	A	Drake	5	2	
															286	H	New Mexico St.	0	1	
															288	A	Air Force	1	3	
															289	H	South Dakota	1	2	
															299	A	Colorado St.	3	0	
															300	H	San Jose St.	1	0	
															303	A	Neb. Omaha	2	1	
LAST 10 GAMES																				
						106	N	Boise St.	0	3	300	H	San Jose St.	1	0					
						159	N	UNLV	1	1	189	H	Fresno St.	0	0					
						288	A	Air Force	1	3	80	H	San Diego St.	2	1					
						159	H	UNLV	2	3	213	H	New Mexico	3	2					
						262	A	Nevada	1	1	125	A	Utah St.	0	1					

Non-Div. I Games:

Wyoming

Average RPI Win: 247		WON-LOST	WINNING	LAST 10	STRENGTH OF		OPP. STRENGTH	TEAM	ADJ	CONF.	ADJ CONF.
Average RPI Loss: 186		RECORD	PCT. RANK	GAMES	SCHEDULE		OF SCHEDULE	RPI	RPI	RPI	RPI
DIV. I ONLY		4-7-5	.40625	222	2-5-2		257	266	248	.43867	248
DIV. I NON-CONF.		3-2-4	.55556	129	1-0-1		240	285	192	.47101	194
TOTALS		RPI 1-25	RPI 26-50		W-L RECORDS		RPI 51-100		RPI 101-150		RPI 150+
4-7-5	0-0-0	0-0-1		OVERALL		0-1-0		0-1-0		4-5-4	
4-2-1	0-0-0	0-0-0		HOME		0-0-0		0-1-0		4-1-1	
0-5-4	0-0-0	0-0-1		AWAY		0-1-0		0-0-0		0-4-3	
0-0-0	0-0-0	0-0-0		NEUTRAL		0-0-0		0-0-0		0-0-0	
3-2-4	0-0-0	0-0-1		NON-CONFERENCE		0-0-0		0-0-0		3-2-3	
3-0-1	0-0-0	0-0-0		HOME		0-0-0		0-0-0		3-0-1	
0-2-3	0-0-0	0-1-		AWAY		0-0-0		0-0-0		0-2-2	
0-0-0	0-0-0	0-0-0		NEUTRAL		0-0-0		0-0-0		0-0-0	
1-5-1	0-0-0	0-0-0		CONFERENCE		0-1-0		0-1-0		1-3-1	
1-2-0	0-0-0	0-0-0		HOME		0-0-0		0-1-0		1-1-0	
0-3-1	0-0-0	0-0-0		AWAY		0-1-0		0-0-0		0-2-1	
0-0-0	0-0-0	0-0-0		NEUTRAL		0-0-0		0-0-0		0-0-0	
RPI S	Opponent	Score	RPI S	Opponent	Score	RPI S	Opponent	Score	RPI S	Opponent	Score
			43 A	DePaul	0 0	82 A	Milwaukee	0 2	112 H	Wright St.	0 1
									156 H	Oakland	2 0
									160 A	Detroit	0 1
									183 A	Indiana St.	0 4
									198 A	Valparaiso	1 1
									199 A	Ball St.	0 3
									223 H	Loyola Chicago	0 0
									255 H	Cleveland St.	0 1
									260 A	IUPUI	1 1
									266 H	Western Ill.	3 1
									269 H	Northern Ill.	1 0
									285 A	Drake	1 1
									298 H	Eastern Ill.	2 0
									312 A	Youngstown St.	1 2
LAST 10 GAMES											
			198 A	Valparaiso	1 1	312 A	Youngstown St.	1 2			
			112 H	Wright St.	0 1	223 H	Loyola Chicago	0 0			
			82 A	Milwaukee	0 2	156 H	Oakland	2 0			
			255 H	Cleveland St.	0 1	269 H	Northern Ill.	1 0			
			160 A	Detroit	0 1	43 A	DePaul	0 0			

Non-Div. I Games: Michigan Tech 0 1

Green Bay



Average RPI Win:		251	WON-LOST		WINNING		LAST 10		STRENGTH OF		OPP. STRENGTH		TEAM		ADJ		CONF.		ADJ CONF.		
Average RPI Loss:		161	RECORD		PCT. RANK		GAMES		SCHEDULE		OF SCHEDULE		RPI		RPI		RPI		RPI		
DIV. I ONLY			7-9-2		.44444		199		3-6-1		296		198		249		.43844		249		
DIV. I NON-CONF.			4-4-1		.5		146		0-1-0		313		201		258		.42717		260		
TOTALS		RPI 1-25		RPI 26-50		W-L RECORDS		RPI 51-100		RPI 101-150		RPI 150+									
7-9-2		0-1-0		0-0-0		OVERALL		0-1-0		1-3-1		6-4-1									
5-3-1		0-0-0		0-0-0		HOME		0-0-0		1-1-0		4-2-1									
2-6-1		0-1-0		0-0-0		AWAY		0-1-0		0-2-1		2-2-0									
0-0-0		0-0-0		0-0-0		NEUTRAL		0-0-0		0-0-0		0-0-0									
4-4-1		0-1-0		0-0-0		NON-CONFERENCE		0-0-0		1-2-1		3-1-0									
3-1-0		0-0-0		0-0-0		HOME		0-0-0		1-0-0		2-1-0									
1-3-1		0-1-0		0-0-		AWAY		0-0-0		0-2-1		1-0-0									
0-0-0		0-0-0		0-0-0		NEUTRAL		0-0-0		0-0-0		0-0-0									
3-5-1		0-0-0		0-0-0		CONFERENCE		0-1-0		0-1-0		3-3-1									
2-2-1		0-0-0		0-0-0		HOME		0-0-0		0-1-0		2-1-1									
1-3-0		0-0-0		0-0-0		AWAY		0-1-0		0-0-0		1-2-0									
0-0-0		0-0-0		0-0-0		NEUTRAL		0-0-0		0-0-0		0-0-0									
RPI	S	Opponent		Score		RPI	S	Opponent		Score		RPI	S	Opponent		Score					
5	A	Virginia Tech		0	2							67	A	FGCU		1	2	103	A	North Carolina St.	
																		117	H	Jacksonville	
																		147	H	Winthrop	
																		149	A	Western Caro.	
																		150	A	Appalachian St.	
																		161	H	Kennesaw St.	
																		192	H	Mercer	
																		209	H	North Florida	
																		214	A	Lipscomb	
																		233	A	Stetson	
																		263	A	Northern Ky.	
																		279	H	USC Upstate	
																		314	H	Francis Marion	
																		315	H	Tennessee Tech	
																		321	H	VMI	
																		324	A	Alabama A&M	

Non-Div. I Games:

East Tenn. St.

Average RPI Win: 255		WON-LOST	WINNING	LAST 10	STRENGTH OF		OPP. STRENGTH	TEAM	ADJ		CONF.	ADJ CONF.	
Average RPI Loss: 178		RECORD	PCT. RANK	GAMES	SCHEDULE		OF SCHEDULE	RPI	RPI		RPI	RPI	
DIV. I ONLY		6-9-3	.41667	212	3-6-1		269	248	250	.43815	250	20	20
DIV. I NON-CONF.		3-2-2	.57143	124	0-0-0		270	260	199	.46711	204	21	21
TOTALS		RPI 1-25	RPI 26-50		W-L RECORDS		RPI 51-100		RPI 101-150		RPI 150+		
6-9-3		0-0-0	0-0-0		OVERALL		0-2-1		0-1-0		6-6-2		
3-6-2		0-0-0	0-0-0		HOME		0-0-0		0-1-0		3-5-2		
3-3-1		0-0-0	0-0-0		AWAY		0-2-1		0-0-0		3-1-0		
0-0-0		0-0-0	0-0-0		NEUTRAL		0-0-0		0-0-0		0-0-0		
3-2-2		0-0-0	0-0-0		NON-CONFERENCE		0-1-0		0-0-0		3-1-2		
2-1-2		0-0-0	0-0-0		HOME		0-0-0		0-0-0		2-1-2		
1-1-0		0-0-0	0-0-		AWAY		0-1-0		0-0-0		1-0-0		
0-0-0		0-0-0	0-0-0		NEUTRAL		0-0-0		0-0-0		0-0-0		
3-7-1		0-0-0	0-0-0		CONFERENCE		0-1-1		0-1-0		3-5-0		
1-5-0		0-0-0	0-0-0		HOME		0-0-0		0-1-0		1-4-0		
2-2-1		0-0-0	0-0-0		AWAY		0-1-1		0-0-0		2-1-0		
0-0-0		0-0-0	0-0-0		NEUTRAL		0-0-0		0-0-0		0-0-0		
RPI S	Opponent	Score	RPI S	Opponent	Score	RPI S	Opponent	Score	RPI S	Opponent	Score		
						81 A	Michigan St.	0 2	122 H	Miami (OH)	0 1		
						95 A	Eastern Mich.	1 1	154 H	Kent St.	0 1		
						97 A	Western Mich.	1 2	163 H	Central Mich.	0 1		
									185 H	Austin Peay	1 0		
									199 H	Ball St.	0 1		
									201 H	Cornell	0 0		
									206 A	St. Bonaventure	2 1		
									215 H	Ohio	0 1		
									241 H	Duquesne	0 0		
									242 A	Toledo	3 1		
									269 A	Northern Ill.	1 2		
									274 A	Akron	2 1		
									301 H	Niagara	1 2		
									312 H	Youngstown St.	1 0		
									313 H	Bowling Green	1 0		
LAST 10 GAMES													
						274 A	Akron	2 1	215 H	Ohio	0 1		
						97 A	Western Mich.	1 2	154 H	Kent St.	0 1		
						95 A	Eastern Mich.	1 1	269 A	Northern Ill.	1 2		
						163 H	Central Mich.	0 1	242 A	Toledo	3 1		
						313 H	Bowling Green	1 0	122 H	Miami (OH)	0 1		

Non-Div. I Games:

Buffalo

Average RPI Win:		309	WON-LOST RECORD		WINNING PCT. RANK	LAST 10 GAMES		STRENGTH OF SCHEDULE		OPP. STRENGTH OF SCHEDULE	TEAM RPI	ADJ RPI	CONF. RPI	ADJ CONF. RPI			
Average RPI Loss:		88															
DIV. I ONLY			1-12-3		.15625	311		0-10-0		100	78	253	.43763	251	7	7	
DIV. I NON-CONF.			1-2-3		.41667	210		0-0-0		200	129	208	.46526	206	7	7	
<hr/>																	
TOTALS		RPI 1-25		RPI 26-50		W-L RECORDS		RPI 51-100		RPI 101-150		RPI 150+					
1-12-3		0-1-0		0-3-0		OVERALL		0-4-2		0-2-0		1-2-1					
0-5-1		0-1-0		0-2-0		HOME		0-1-1		0-1-0		0-0-0					
1-6-2		0-0-0		0-1-0		AWAY		0-2-1		0-1-0		1-2-1					
0-1-0		0-0-0		0-0-0		NEUTRAL		0-1-0		0-0-0		0-0-0					
1-2-3		0-0-0		0-1-0		NON-CONFERENCE		0-0-2		0-0-0		1-1-1					
0-1-1		0-0-0		0-1-0		HOME		0-0-1		0-0-0		0-0-0					
1-1-2		0-0-0		0-0-		AWAY		0-0-1		0-0-0		1-1-1					
0-0-0		0-0-0		0-0-0		NEUTRAL		0-0-0		0-0-0		0-0-0					
0-10-0		0-1-0		0-2-0		CONFERENCE		0-4-0		0-2-0		0-1-0					
0-4-0		0-1-0		0-1-0		HOME		0-1-0		0-1-0		0-0-0					
0-5-0		0-0-0		0-1-0		AWAY		0-2-0		0-1-0		0-1-0					
0-1-0		0-0-0		0-0-0		NEUTRAL		0-1-0		0-0-0		0-0-0					
RPI	S	Opponent		Score	RPI	S	Opponent		Score	RPI	S	Opponent		Score			
13	H	UCF		0 4	27	H	Louisville		0 1	51	H	Stephen F. Austin		0 0	120	A SMU	1 2
					32	A	Rutgers		0 1	53	H	South Fla.		3 6	138	H Cincinnati	1 2
					48	H	Georgia		0 2	56	A	UConn		1 4	204	A Cal St. Northridge	1 2
										65	A	Memphis		1 4	238	A Temple	0 2
										65	N	Memphis		0 6	245	A Houston Baptist	0 0
										80	A	San Diego St.		0 0	309	A A&M-Corpus Christi	2 1
<hr/>																	
LAST 10 GAMES																	
					65	N	Memphis		0 6	32	A	Rutgers		0 1			
					53	H	South Fla.		3 6	27	H	Louisville		0 1			
					13	H	UCF		0 4	138	H	Cincinnati		1 2			
					120	A	SMU		1 2	56	A	UConn		1 4			
					65	A	Memphis		1 4	238	A	Temple		0 2			

Non-Div. I Games:

Houston

Average RPI Win: 285		WON-LOST	WINNING	LAST 10	STRENGTH OF		OPP. STRENGTH	TEAM	ADJ		CONF.	ADJ CONF.	
Average RPI Loss: 164		RECORD	PCT. RANK	GAMES	SCHEDULE		OF SCHEDULE	RPI	RPI		RPI	RPI	
DIV. I ONLY		6-9-3	.41667	212	4-4-2		274	268	251	.43758	252	25	25
DIV. I NON-CONF.		3-5-1	.38889	219	1-0-0		286	244	270	.4176	266	24	24
TOTALS		RPI 1-25	RPI 26-50		W-L RECORDS		RPI 51-100		RPI 101-150		RPI 150+		
6-9-3	0-0-0	0-0-0		OVERALL		0-0-0		0-4-0		6-5-3			
4-3-3	0-0-0	0-0-0		HOME		0-0-0		0-2-0		4-1-3			
2-5-0	0-0-0	0-0-0		AWAY		0-0-0		0-2-0		2-3-0			
0-1-0	0-0-0	0-0-0		NEUTRAL		0-0-0		0-0-0		0-1-0			
3-5-1	0-0-0	0-0-0		NON-CONFERENCE		0-0-0		0-2-0		3-3-1			
3-2-1	0-0-0	0-0-0		HOME		0-0-0		0-1-0		3-1-1			
0-2-0	0-0-0	0-0-		AWAY		0-0-0		0-1-0		0-1-0			
0-1-0	0-0-0	0-0-0		NEUTRAL		0-0-0		0-0-0		0-1-0			
3-4-2	0-0-0	0-0-0		CONFERENCE		0-0-0		0-2-0		3-2-2			
1-1-2	0-0-0	0-0-0		HOME		0-0-0		0-1-0		1-0-2			
2-3-0	0-0-0	0-0-0		AWAY		0-0-0		0-1-0		2-2-0			
0-0-0	0-0-0	0-0-0		NEUTRAL		0-0-0		0-0-0		0-0-0			
RPI	S	Opponent	Score	RPI	S	Opponent	Score	RPI	S	Opponent	Score		
								102	H	Stony Brook	1	2	
								110	H	Colgate	0	1	
								127	A	UMBC	1	2	
								134	A	Providence	0	3	
								155	H	Maine	1	1	
								164	A	Hartford	0	2	
								164	A	Hartford	1	2	
								196	H	Fairleigh Dickinson	1	1	
								212	H	Fordham	0	3	
								227	A	Siena	2	3	
								230	A	Binghamton	2	1	
								240	N	Southern Utah	1	3	
								257	H	New Hampshire	1	1	
								268	H	Quinnipiac	1	0	
								290	H	Bryant	2	1	
								292	H	Sacred Heart	2	1	
								310	H	Albany (NY)	2	1	
								317	A	UMass Lowell	3	1	
LAST 10 GAMES													
						164	A Hartford	1	2	127	A UMBC	1	2
						230	A Binghamton	2	1	155	H Maine	1	1
						164	A Hartford	0	2	317	A UMass Lowell	3	1
						310	H Albany (NY)	2	1	102	H Stony Brook	1	2
						257	H New Hampshire	1	1	290	H Bryant	2	1

Non-Div. I Games:

Vermont

Average RPI Win: 258		WON-LOST	WINNING	LAST 10	STRENGTH OF		OPP. STRENGTH	TEAM	ADJ	CONF.	ADJ CONF.
Average RPI Loss: 155		RECORD	PCT. RANK	GAMES	SCHEDULE		OF SCHEDULE	RPI	RPI	RPI	RPI
DIV. I ONLY		7-8-4	.47368	170	4-5-1		309	216	252	.43543	253
DIV. I NON-CONF.		4-3-3	.55	136	1-0-0		314	221	245	.43402	247
TOTALS		RPI 1-25	RPI 26-50		W-L RECORDS		RPI 51-100		RPI 101-150		RPI 150+
7-8-4		0-0-0	0-0-0		OVERALL		0-2-0		0-2-0		7-4-4
5-3-2		0-0-0	0-0-0		HOME		0-1-0		0-0-0		5-2-2
2-5-2		0-0-0	0-0-0		AWAY		0-1-0		0-2-0		2-2-2
0-0-0		0-0-0	0-0-0		NEUTRAL		0-0-0		0-0-0		0-0-0
4-3-3		0-0-0	0-0-0		NON-CONFERENCE		0-0-0		0-2-0		4-1-3
3-0-2		0-0-0	0-0-0		HOME		0-0-0		0-0-0		3-0-2
1-3-1		0-0-0	0-0-		AWAY		0-0-0		0-2-0		1-1-1
0-0-0		0-0-0	0-0-0		NEUTRAL		0-0-0		0-0-0		0-0-0
3-5-1		0-0-0	0-0-0		CONFERENCE		0-2-0		0-0-0		3-3-1
2-3-0		0-0-0	0-0-0		HOME		0-1-0		0-0-0		2-2-0
1-2-1		0-0-0	0-0-0		AWAY		0-1-0		0-0-0		1-1-1
0-0-0		0-0-0	0-0-0		NEUTRAL		0-0-0		0-0-0		0-0-0
RPI S	Opponent	Score	RPI S	Opponent	Score	RPI S	Opponent	Score	RPI S	Opponent	Score
						88 H	Portland St.	0 1	109 A	Cal St. Fullerton	0 2
						93 A	Weber St.	0 2	137 A	Creighton	1 2
									151 H	Northern Ariz.	1 2
									162 A	Northern Colo.	0 4
									182 A	Idaho St.	1 1
									218 A	UC Riverside	4 0
									234 H	Utah Valley	3 1
									240 H	Southern Utah	3 1
									244 A	Loyola Marymount	1 2
									245 H	Houston Baptist	1 0
									247 H	Wyoming	0 0
									258 H	Sacramento St.	0 3
									262 H	Nevada	2 0
									288 H	Air Force	1 1
									294 H	Eastern Wash.	1 0
									303 A	Neb. Omaha	3 3
									311 A	North Dakota	3 0
LAST 10 GAMES											
						218 A	UC Riverside	4 0	311 A	North Dakota	3 0
						240 H	Southern Utah	3 1	88 H	Portland St.	0 1
						151 H	Northern Ariz.	1 2	258 H	Sacramento St.	0 3
						294 H	Eastern Wash.	1 0	182 A	Idaho St.	1 1
						162 A	Northern Colo.	0 4	93 A	Weber St.	0 2

Non-Div. I Games:

Montana

Average RPI Win:	240	WON-LOST RECORD	WINNING PCT. RANK	LAST 10 GAMES	STRENGTH OF SCHEDULE	OPP. STRENGTH OF SCHEDULE	TEAM RPI	ADJ RPI	CONF. RPI	ADJ CONF. RPI	
Average RPI Loss:	169										
DIV. I ONLY	5-10-2	.35294	250	2-7-1	238	233	255	.43348	254	16	16
DIV. I NON-CONF.	4-3-1	.5625	126	1-1-0	210	288	171	.48269	171	14	14
<hr/>											
TOTALS	RPI 1-25	RPI 26-50		W-L RECORDS	RPI 51-100		RPI 101-150		RPI 150+		
5-10-2	0-0-0	0-1-0		OVERALL	0-1-0		1-2-0		4-6-2		
3-5-1	0-0-0	0-1-0		HOME	0-1-0		1-0-0		2-3-1		
2-5-1	0-0-0	0-0-0		AWAY	0-0-0		0-2-0		2-3-1		
0-0-0	0-0-0	0-0-0		NEUTRAL	0-0-0		0-0-0		0-0-0		
<hr/>											
4-3-1	0-0-0	0-0-0		NON-CONFERENCE	0-0-0		1-1-0		3-2-1		
3-1-1	0-0-0	0-0-0		HOME	0-0-0		1-0-0		2-1-1		
1-2-0	0-0-0	0-0-		AWAY	0-0-0		0-1-0		1-1-0		
0-0-0	0-0-0	0-0-0		NEUTRAL	0-0-0		0-0-0		0-0-0		
<hr/>											
1-7-1	0-0-0	0-1-0		CONFERENCE	0-1-0		0-1-0		1-4-1		
0-4-0	0-0-0	0-1-0		HOME	0-1-0		0-0-0		0-2-0		
1-3-1	0-0-0	0-0-0		AWAY	0-0-0		0-1-0		1-2-1		
0-0-0	0-0-0	0-0-0		NEUTRAL	0-0-0		0-0-0		0-0-0		
<hr/>											
RPI S	Opponent	Score	RPI S	Opponent	Score	RPI S	Opponent	Score	RPI S	Opponent	Score
			30 H	Boston U.	0 2	72 H	Navy	0 1	110 A	Colgate	1 4
									127 H	UMBC	1 0
									146 A	Columbia	2 3
									186 H	Army	1 3
									196 H	Fairleigh Dickinson	0 1
									206 H	Bucknell	0 1
									210 A	American	0 1
									221 A	Lehigh	1 0
									230 A	Binghamton	0 2
									238 H	Temple	0 0
									267 A	NJIT	2 0
									270 A	Loyola Maryland	3 3
									291 H	Manhattan	2 1
									292 H	Sacred Heart	3 2
									302 A	Holy Cross	1 3
<hr/>											
LAST 10 GAMES											
	270 A	Loyola Maryland	3	3	30 H	Boston U.	0	2			
	186 H	Army	1	3	302 A	Holy Cross	1	3			
	206 H	Bucknell	0	1	221 A	Lehigh	1	0			
	210 A	American	0	1	72 H	Navy	0	1			
	146 A	Columbia	2	3	127 H	UMBC	1	0			

Non-Div. I Games:

Lafayette

Average RPI Win:	271	WON-LOST RECORD	WINNING PCT. RANK	LAST 10 GAMES	STRENGTH OF SCHEDULE	OPP. STRENGTH OF SCHEDULE	TEAM RPI	ADJ RPI	CONF. RPI	ADJ CONF. RPI		
DIV. I ONLY		7-9-1	.44118	204	3-5-1	303	219	256	.43313	255	17	17
DIV. I NON-CONF.		5-4-1	.55	136	1-0-1	306	250	235	.44304	235	16	16
<hr/>												
TOTALS	RPI 1-25	RPI 26-50			W-L RECORDS		RPI 51-100		RPI 101-150		RPI 150+	
7-9-1	0-0-0	0-0-0			OVERALL		0-3-0		0-1-0		7-5-1	
5-3-1	0-0-0	0-0-0			HOME		0-1-0		0-0-0		5-2-1	
2-6-0	0-0-0	0-0-0			AWAY		0-2-0		0-1-0		2-3-0	
0-0-0	0-0-0	0-0-0			NEUTRAL		0-0-0		0-0-0		0-0-0	
<hr/>												
5-4-1	0-0-0	0-0-0			NON-CONFERENCE		0-2-0		0-0-0		5-2-1	
4-0-1	0-0-0	0-0-0			HOME		0-0-0		0-0-0		4-0-1	
1-4-0	0-0-0	0-0-			AWAY		0-2-0		0-0-0		1-2-0	
0-0-0	0-0-0	0-0-0			NEUTRAL		0-0-0		0-0-0		0-0-0	
<hr/>												
2-5-0	0-0-0	0-0-0			CONFERENCE		0-1-0		0-1-0		2-3-0	
1-3-0	0-0-0	0-0-0			HOME		0-1-0		0-0-0		1-2-0	
1-2-0	0-0-0	0-0-0			AWAY		0-0-0		0-1-0		1-1-0	
0-0-0	0-0-0	0-0-0			NEUTRAL		0-0-0		0-0-0		0-0-0	
<hr/>												
RPI S	Opponent	Score	RPI S	Opponent	Score	RPI S	Opponent	Score	RPI S	Opponent	Score	
						73 A	Miami (FL)	1 6	112 A	Wright St.	0 1	
						82 H	Milwaukee	0 2	154 A	Kent St.	0 1	
						97 A	Western Mich.	0 1	156 H	Oakland	0 1	
									160 H	Detroit	2 0	
									167 A	FIU	0 2	
									198 A	Valparaiso	1 2	
									215 H	Ohio	0 0	
									248 A	Green Bay	1 0	
									274 A	Akron	2 1	
									283 H	Robert Morris	3 0	
									304 H	Canisius	3 2	
									312 H	Youngstown St.	0 1	
									313 H	Bowling Green	2 1	
									317 H	UMass Lowell	2 0	
<hr/>												
LAST 10 GAMES												
112 A Wright St.						0	1	198 A Valparaiso		1	2	
156 H Oakland						0	1	160 H Detroit		2	0	
248 A Green Bay						1	0	274 A Akron		2	1	
312 H Youngstown St.						0	1	215 H Ohio		0	0	
82 H Milwaukee						0	2	283 H Robert Morris		3	0	

Non-Div. I Games:	Madonna	5	1
-------------------	---------	---	---

Cleveland St.

Average RPI Win:	168	WON-LOST RECORD	WINNING PCT. RANK	LAST 10 GAMES	STRENGTH OF SCHEDULE	OPP. STRENGTH OF SCHEDULE	TEAM RPI	ADJ RPI	CONF. RPI	ADJ CONF. RPI	
Average RPI Loss:	143										
DIV. I ONLY	5-10-4	.36842	243	3-4-3	285	115	254	.43141	256	11	11
DIV. I NON-CONF.	2-6-1	.27778	270	0-0-0	308	122	298	.38099	298	12	12
<hr/>											
TOTALS	RPI 1-25	RPI 26-50		W-L RECORDS	RPI 51-100		RPI 101-150		RPI 150+		
5-10-4	0-0-0	0-0-0		OVERALL	0-4-1		4-2-0		1-4-3		
1-7-1	0-0-0	0-0-0		HOME	0-4-0		1-0-0		0-3-1		
2-2-2	0-0-0	0-0-0		AWAY	0-0-1		2-2-0		0-0-1		
2-1-1	0-0-0	0-0-0		NEUTRAL	0-0-0		1-0-0		1-1-1		
<hr/>											
2-6-1	0-0-0	0-0-0		NON-CONFERENCE	0-3-0		1-1-0		1-2-1		
0-4-0	0-0-0	0-0-0		HOME	0-3-0		0-0-0		0-1-0		
0-1-0	0-0-0	0-0-		AWAY	0-0-0		0-1-0		0-0-0		
2-1-1	0-0-0	0-0-0		NEUTRAL	0-0-0		1-0-0		1-1-1		
<hr/>											
3-4-3	0-0-0	0-0-0		CONFERENCE	0-1-1		3-1-0		0-2-2		
1-3-1	0-0-0	0-0-0		HOME	0-1-0		1-0-0		0-2-1		
2-1-2	0-0-0	0-0-0		AWAY	0-0-1		2-1-0		0-0-1		
0-0-0	0-0-0	0-0-0		NEUTRAL	0-0-0		0-0-0		0-0-0		
<hr/>											
RPI S	Opponent	Score	RPI S	Opponent	Score	RPI S	Opponent	Score	RPI S	Opponent	Score
						65 H	Memphis	0 4	107 A	Charlotte	3 1
						73 H	Miami (FL)	1 2	111 A	Southern California	0 2
						77 A	Tulsa	0 0	118 A	Marshall	2 1
						83 H	Arizona	0 1	141 A	East Carolina	0 1
						90 H	UTEP	1 2	143 H	UAB	2 0
									146 N	Columbia	2 1
									167 H	FIU	0 1
									173 H	Middle Tenn.	0 1
									178 N	Davidson	0 0
									208 A	UTSA	0 0
									220 N	Mississippi St.	1 3
									273 H	Old Dominion	0 0
									310 H	Albany (NY)	0 2
									325 N	Ark.-Pine Bluff	10 0
									<hr/>		
			LAST 10 GAMES								
143 H UAB			2 0	273 H Old Dominion			0 0				
107 A Charlotte			3 1	90 H UTEP			1 2				
167 H FIU			0 1	173 H Middle Tenn.			0 1				
141 A East Carolina			0 1	77 A Tulsa			0 0				
118 A Marshall			2 1	208 A UTSA			0 0				

Non-Div. I Games:

Fla. Atlantic



Average RPI Win:	206	WON-LOST RECORD	WINNING PCT. RANK	LAST 10 GAMES	STRENGTH OF SCHEDULE	OPP. STRENGTH OF SCHEDULE	TEAM RPI	ADJ RPI	CONF. RPI	ADJ CONF. RPI							
Average RPI Loss:	174																
DIV. I ONLY	4-8-6	.38889	231	2-3-5	276	223	257	.43072	257	25	25						
DIV. I NON-CONF.	2-5-3	.35	242	0-0-2	271	197	268	.41717	267	24	24						
<hr/>																	
TOTALS	RPI 1-25	RPI 26-50		W-L RECORDS		RPI 51-100		RPI 101-150		RPI 150+							
4-8-6	0-0-0	0-0-0		OVERALL		1-0-1		0-4-1		3-4-4							
1-3-4	0-0-0	0-0-0		HOME		0-0-1		0-1-1		1-2-2							
2-4-2	0-0-0	0-0-0		AWAY		1-0-0		0-2-0		1-2-2							
1-1-0	0-0-0	0-0-0		NEUTRAL		0-0-0		0-1-0		1-0-0							
<hr/>																	
2-5-3	0-0-0	0-0-0		NON-CONFERENCE		1-0-1		0-2-1		1-3-1							
0-2-2	0-0-0	0-0-0		HOME		0-0-1		0-1-1		0-1-0							
1-2-1	0-0-0	0-0-		AWAY		1-0-0		0-0-0		0-2-1							
1-1-0	0-0-0	0-0-0		NEUTRAL		0-0-0		0-1-0		1-0-0							
<hr/>																	
2-3-3	0-0-0	0-0-0		CONFERENCE		0-0-0		0-2-0		2-1-3							
1-1-2	0-0-0	0-0-0		HOME		0-0-0		0-0-0		1-1-2							
1-2-1	0-0-0	0-0-0		AWAY		0-0-0		0-2-0		1-0-1							
0-0-0	0-0-0	0-0-0		NEUTRAL		0-0-0		0-0-0		0-0-0							
<hr/>																	
RPI S	Opponent	Score	RPI S	Opponent	Score	RPI S	Opponent	Score	RPI S	Opponent	Score						
						52 A	Harvard	2 1	102 A	Stony Brook	1 3						
						94 H	Dartmouth	0 0	110 N	Colgate	0 2						
									127 A	UMBC	1 2						
									134 H	Providence	1 4						
									140 H	Northeastern	1 1						
									155 H	Maine	0 1						
									164 A	Hartford	1 0						
									189 H	Massachusetts	0 1						
									230 H	Binghamton	0 0						
									252 A	Vermont	1 1						
									282 A	Rhode Island	0 2						
									290 A	Bryant	0 2						
									292 N	Sacred Heart	1 0						
									302 A	Holy Cross	0 0						
									310 H	Albany (NY)	1 1						
									317 H	UMass Lowell	2 0						
									LAST 10 GAMES								
												127 A	UMBC	1 2	94 H	Dartmouth	0 0
102 A	Stony Brook	1 3	164 A	Hartford	1 0												
155 H	Maine	0 1	310 H	Albany (NY)	1 1												
317 H	UMass Lowell	2 0	230 H	Binghamton	0 0												
252 A	Vermont	1 1	302 A	Holy Cross	0 0												

Non-Div. I Games:

New Hampshire

Average RPI Win:	278	WON-LOST RECORD	WINNING PCT. RANK	LAST 10 GAMES	STRENGTH OF SCHEDULE	OPP. STRENGTH OF SCHEDULE	TEAM RPI	ADJ RPI	CONF. RPI	ADJ CONF. RPI			
Average RPI Loss:	171												
DIV. I ONLY	6-9-2	.41176	218	4-5-1	290	254	259	.43019	258	22	22		
DIV. I NON-CONF.	3-4-1	.4375	198	1-0-0	294	259	267	.41878	265	23	23		
<hr/>													
TOTALS	RPI 1-25	RPI 26-50		W-L RECORDS	RPI 51-100		RPI 101-150		RPI 150+				
6-9-2	0-0-0	0-0-0		OVERALL	0-2-0		0-1-0		6-6-2				
3-3-2	0-0-0	0-0-0		HOME	0-1-0		0-0-0		3-2-2				
3-6-0	0-0-0	0-0-0		AWAY	0-1-0		0-1-0		3-4-0				
0-0-0	0-0-0	0-0-0		NEUTRAL	0-0-0		0-0-0		0-0-0				
<hr/>													
3-4-1	0-0-0	0-0-0		NON-CONFERENCE	0-0-0		0-1-0		3-3-1				
1-1-1	0-0-0	0-0-0		HOME	0-0-0		0-0-0		1-1-1				
2-3-0	0-0-0	0-0-		AWAY	0-0-0		0-1-0		2-2-0				
0-0-0	0-0-0	0-0-0		NEUTRAL	0-0-0		0-0-0		0-0-0				
<hr/>													
3-5-1	0-0-0	0-0-0		CONFERENCE	0-2-0		0-0-0		3-3-1				
2-2-1	0-0-0	0-0-0		HOME	0-1-0		0-0-0		2-1-1				
1-3-0	0-0-0	0-0-0		AWAY	0-1-0		0-0-0		1-2-0				
0-0-0	0-0-0	0-0-0		NEUTRAL	0-0-0		0-0-0		0-0-0				
<hr/>													
RPI S	Opponent	Score	RPI S	Opponent	Score	RPI S	Opponent	Score	RPI S	Opponent	Score		
						88 H	Portland St.	0	1	121 A	Cal Poly	0	4
						93 A	Weber St.	1	3	151 H	Northern Ariz.	0	3
										159 H	UNLV	0	1
										162 H	Northern Colo.	0	0
										182 A	Idaho St.	1	2
										189 H	Fresno St.	2	2
										193 A	UC Davis	0	1
										240 H	Southern Utah	4	0
										253 A	Montana	3	0
										262 A	Nevada	2	3
										265 A	Pacific	2	1
										294 A	Eastern Wash.	1	2
										297 A	Bakersfield	3	1
										300 H	San Jose St.	1	0
										311 H	North Dakota	1	0
<hr/>													
			LAST 10 GAMES										
			88 H Portland St.			0	1	294 A Eastern Wash.			1	2	
			93 A Weber St.			1	3	253 A Montana			3	0	
			182 A Idaho St.			1	2	162 H Northern Colo.			0	0	
			240 H Southern Utah			4	0	311 H North Dakota			1	0	
			151 H Northern Ariz.			0	3	265 A Pacific			2	1	

Non-Div. I Games: Fresno Pacific 1 0

Sacramento St.

Average RPI Win: 251		WON-LOST	WINNING	LAST 10	STRENGTH OF		OPP. STRENGTH	TEAM	ADJ		CONF.	ADJ CONF.	
Average RPI Loss: 171		RECORD	PCT. RANK	GAMES	SCHEDULE		OF SCHEDULE	RPI	RPI		RPI	RPI	
DIV. I ONLY		5-12-1	.30556	275	0-8-0		207	214	258	.42895	259	14	15
DIV. I NON-CONF.		5-2-1	.6875	67	0-0-0		212	281	133	.51109	136	17	18
TOTALS		RPI 1-25	RPI 26-50		W-L RECORDS		RPI 51-100		RPI 101-150		RPI 150+		
5-12-1	0-0-0	0-0-0		OVERALL		0-4-1		0-1-0		5-7-0			
5-5-0	0-0-0	0-0-0		HOME		0-1-0		0-0-0		5-4-0			
0-7-1	0-0-0	0-0-0		AWAY		0-3-1		0-1-0		0-3-0			
0-0-0	0-0-0	0-0-0		NEUTRAL		0-0-0		0-0-0		0-0-0			
5-2-1	0-0-0	0-0-0		NON-CONFERENCE		0-1-1		0-0-0		5-1-0			
5-1-0	0-0-0	0-0-0		HOME		0-0-0		0-0-0		5-1-0			
0-1-1	0-0-0	0-0-		AWAY		0-1-1		0-0-0		0-0-0			
0-0-0	0-0-0	0-0-0		NEUTRAL		0-0-0		0-0-0		0-0-0			
0-10-0	0-0-0	0-0-0		CONFERENCE		0-3-0		0-1-0		0-6-0			
0-4-0	0-0-0	0-0-0		HOME		0-1-0		0-0-0		0-3-0			
0-6-0	0-0-0	0-0-0		AWAY		0-2-0		0-1-0		0-3-0			
0-0-0	0-0-0	0-0-0		NEUTRAL		0-0-0		0-0-0		0-0-0			
RPI S	Opponent	Score	RPI S	Opponent	Score	RPI S	Opponent	Score	RPI S	Opponent	Score		
						51 A	Stephen F. Austin	0 2	136 A	Nicholls St.	0 3		
						57 A	Oral Roberts	0 2	169 H	Sam Houston St.	0 1		
						59 A	Baylor	0 0	184 H	Texas St.	2 1		
						78 A	North Texas	0 2	195 A	Northwestern St.	1 2		
						79 H	Southeastern La.	0 1	197 A	Central Ark.	0 1		
									203 H	Louisiana Tech	4 2		
									224 H	Lamar	0 2		
									245 H	Houston Baptist	0 3		
									271 H	Jackson St.	2 0		
									277 H	La.-Monroe	1 0		
									308 H	Jacksonville St.	0 1		
									309 A	A&M-Corpus Christi	0 1		
									322 H	Texas Southern	12 2		
LAST 10 GAMES													
						197 A	Central Ark.	0 1	245 H	Houston Baptist	0 3		
						57 A	Oral Roberts	0 2	309 A	A&M-Corpus Christi	0 1		
						224 H	Lamar	0 2	169 H	Sam Houston St.	0 1		
						195 A	Northwestern St.	1 2	79 H	Southeastern La.	0 1		
						51 A	Stephen F. Austin	0 2	136 A	Nicholls St.	0 3		

Non-Div. I Games: Abilene Christian 1 0 Incarnate Word 0 0

McNeese St.

IUPUI

Average RPI Win:		311	WON-LOST RECORD		WINNING PCT. RANK		LAST 10 GAMES		STRENGTH OF SCHEDULE		OPP. STRENGTH OF SCHEDULE		TEAM RPI		ADJ RPI		CONF. RPI		ADJ CONF. RPI	
DIV. I ONLY			4-9-5		.36111 248		2-6-2		237		305		262		.42848 260		24		24	
DIV. I NON-CONF.			3-5-3		.40909 211		1-2-0		244		300		249		.43338 250		26		26	
TOTALS		RPI 1-25		RPI 26-50		W-L RECORDS		RPI 51-100		RPI 101-150		RPI 150+								
4-9-5		0-1-0		0-0-0		OVERALL		0-1-0		0-0-0		4-7-5								
3-4-4		0-0-0		0-0-0		HOME		0-1-0		0-0-0		3-3-4								
1-5-1		0-1-0		0-0-0		AWAY		0-0-0		0-0-0		1-4-1								
0-0-0		0-0-0		0-0-0		NEUTRAL		0-0-0		0-0-0		0-0-0								
3-5-3		0-0-0		0-0-0		NON-CONFERENCE		0-1-0		0-0-0		3-4-3								
3-2-3		0-0-0		0-0-0		HOME		0-1-0		0-0-0		3-1-3								
0-3-0		0-0-0		0-0-		AWAY		0-0-0		0-0-0		0-3-0								
0-0-0		0-0-0		0-0-0		NEUTRAL		0-0-0		0-0-0		0-0-0								
1-4-2		0-1-0		0-0-0		CONFERENCE		0-0-0		0-0-0		1-3-2								
0-2-1		0-0-0		0-0-0		HOME		0-0-0		0-0-0		0-2-1								
1-2-1		0-1-0		0-0-0		AWAY		0-0-0		0-0-0		1-1-1								
0-0-0		0-0-0		0-0-0		NEUTRAL		0-0-0		0-0-0		0-0-0								
RPI	S	Opponent		Score		RPI	S	Opponent		Score		RPI	S	Opponent		Score				
17	A	Denver		0 6								64	H	Butler		0 1				
												156	H	Oakland		0 1				
												176	A	SIU Edwardsville		0 2				
												183	A	Indiana St.		0 4				
												194	H	South Dakota St.		0 1				
												198	H	Valparaiso		0 0				
												199	H	Ball St.		1 1				
												217	A	Evansville		0 1				
												222	H	IPFW		2 2				
												229	H	North Dakota St.		0 2				
												248	H	Green Bay		1 1				
												266	A	Western Ill.		2 5				
												289	A	South Dakota		1 1				
												303	A	Neb. Omaha		1 0				
												307	H	Grand Canyon		2 0				
												313	H	Bowling Green		1 0				
												319	H	UNI		2 1				
LAST 10 GAMES																				
289	A	South Dakota		1	1	17	A	Denver		0	6									
303	A	Neb. Omaha		1	0	183	A	Indiana St.		0	4									
266	A	Western Ill.		2	5	194	H	South Dakota St.		0	1									
156	H	Oakland		0	1	229	H	North Dakota St.		0	2									
222	H	IPFW		2	2	319	H	UNI		2	1									

Non-Div. I Games: Indianapolis 2 1

IUPUI

Average RPI Win:	198	WON-LOST RECORD	WINNING PCT. RANK	LAST 10 GAMES	STRENGTH OF SCHEDULE	OPP. STRENGTH OF SCHEDULE	TEAM RPI	ADJ RPI	CONF. RPI	ADJ CONF. RPI			
DIV. I ONLY		2-14-1	.14706	312	0-9-1	108	104	265	.42755	261	10	10	
DIV. I NON-CONF.		2-7-0	.22222	285	0-2-0	112	104	229	.44771	227	10	10	
<hr/>													
TOTALS	RPI 1-25	RPI 26-50		W-L RECORDS		RPI 51-100		RPI 101-150		RPI 150+			
2-14-1	0-0-0	0-5-0		OVERALL		0-2-0		1-3-1		1-4-0			
2-5-1	0-0-0	0-0-0		HOME		0-0-0		1-2-1		1-3-0			
0-9-0	0-0-0	0-5-0		AWAY		0-2-0		0-1-0		0-1-0			
0-0-0	0-0-0	0-0-0		NEUTRAL		0-0-0		0-0-0		0-0-0			
<hr/>													
2-7-0	0-0-0	0-3-0		NON-CONFERENCE		0-1-0		1-1-0		1-2-0			
2-2-0	0-0-0	0-0-0		HOME		0-0-0		1-0-0		1-2-0			
0-5-0	0-0-0	0-0-		AWAY		0-1-0		0-1-0		0-0-0			
0-0-0	0-0-0	0-0-0		NEUTRAL		0-0-0		0-0-0		0-0-0			
<hr/>													
0-7-1	0-0-0	0-2-0		CONFERENCE		0-1-0		0-2-1		0-2-0			
0-3-1	0-0-0	0-0-0		HOME		0-0-0		0-2-1		0-1-0			
0-4-0	0-0-0	0-2-0		AWAY		0-1-0		0-0-0		0-1-0			
0-0-0	0-0-0	0-0-0		NEUTRAL		0-0-0		0-0-0		0-0-0			
<hr/>													
RPI	S	Opponent	Score	RPI	S	Opponent	Score	RPI	S	Opponent	Score		
				41	A	Illinois	2 6	87	A	Auburn	0 3		
				43	A	DePaul	1 3	92	A	Hofstra	2 3		
				45	A	James Madison	0 3			107	A	Charlotte	0 6
				48	A	Georgia	1 5			113	H	Delaware	1 1
				49	A	William & Mary	1 5			114	H	VCU	2 1
										139	H	Drexel	1 4
										140	H	Northeastern	0 3
										154	H	Kent St.	0 1
										165	A	UNC Wilmington	0 1
										209	H	North Florida	0 1
										226	H	Towson	1 2
										281	H	Charleston So.	2 1
				LAST 10 GAMES									
				139	H	Drexel	1 4	226	H	Towson	1 2		
				113	H	Delaware	1 1	92	A	Hofstra	2 3		
				45	A	James Madison	0 3	140	H	Northeastern	0 3		
				49	A	William & Mary	1 5	107	A	Charlotte	0 6		
				165	A	UNC Wilmington	0 1	48	A	Georgia	1 5		

Non-Div. I Games:

Col. of Charleston



Average RPI Win:	273	WON-LOST RECORD	WINNING PCT. RANK	LAST 10 GAMES	STRENGTH OF SCHEDULE	OPP. STRENGTH OF SCHEDULE	TEAM RPI	ADJ RPI	CONF. RPI	ADJ CONF. RPI	
Average RPI Loss:	161										
DIV. I ONLY	6-10-2	.38889	231	2-7-1	283	251	263	.4265	263	18	18
DIV. I NON-CONF.	4-4-1	.5	146	0-1-0	297	268	253	.43057	253	19	19
<hr/>											
TOTALS	RPI 1-25	RPI 26-50		W-L RECORDS		RPI 51-100		RPI 101-150		RPI 150+	
6-10-2	0-0-0	0-0-0		OVERALL		0-2-0		0-2-0		6-6-2	
5-2-2	0-0-0	0-0-0		HOME		0-1-0		0-0-0		5-1-2	
1-8-0	0-0-0	0-0-0		AWAY		0-1-0		0-2-0		1-5-0	
0-0-0	0-0-0	0-0-0		NEUTRAL		0-0-0		0-0-0		0-0-0	
4-4-1	0-0-0	0-0-0		NON-CONFERENCE		0-1-0		0-1-0		4-2-1	
3-0-1	0-0-0	0-0-0		HOME		0-0-0		0-0-0		3-0-1	
1-4-0	0-0-0	0-0-		AWAY		0-1-0		0-1-0		1-2-0	
0-0-0	0-0-0	0-0-0		NEUTRAL		0-0-0		0-0-0		0-0-0	
2-6-1	0-0-0	0-0-0		CONFERENCE		0-1-0		0-1-0		2-4-1	
2-2-1	0-0-0	0-0-0		HOME		0-1-0		0-0-0		2-1-1	
0-4-0	0-0-0	0-0-0		AWAY		0-0-0		0-1-0		0-3-0	
0-0-0	0-0-0	0-0-0		NEUTRAL		0-0-0		0-0-0		0-0-0	
RPI	S	Opponent	Score	RPI	S	Opponent	Score	RPI	S	Opponent	Score
						64 A	Butler	0		3	
						67 H	FGCU	0		2	

Non-Div. I Games:

Northern Ky.

Average RPI Win:		281	WON-LOST RECORD		WINNING PCT. RANK		LAST 10 GAMES		STRENGTH OF SCHEDULE		OPP. STRENGTH OF SCHEDULE		TEAM RPI		ADJ RPI		CONF. RPI		ADJ CONF. RPI				
Average RPI Loss:		164																					
DIV. I ONLY			5-12-2		.31579 272		4-5-1		219		257		264		.42646 264		28		28				
DIV. I NON-CONF.			1-7-1		.16667 296		1-0-0		155		191		280		.4116 279		28		28				
TOTALS		RPI 1-25		RPI 26-50		W-L RECORDS		RPI 51-100		RPI 101-150		RPI 150+											
5-12-2		0-1-0		0-2-0		OVERALL		0-0-0		0-1-1		5-8-1											
2-5-2		0-0-0		0-0-0		HOME		0-0-0		0-1-1		2-4-1											
3-7-0		0-1-0		0-2-0		AWAY		0-0-0		0-0-0		3-4-0											
0-0-0		0-0-0		0-0-0		NEUTRAL		0-0-0		0-0-0		0-0-0											
1-7-1		0-1-0		0-2-0		NON-CONFERENCE		0-0-0		0-1-1		1-3-0											
0-3-1		0-0-0		0-0-0		HOME		0-0-0		0-1-1		0-2-0											
1-4-0		0-1-0		0-0-		AWAY		0-0-0		0-0-0		1-1-0											
0-0-0		0-0-0		0-0-0		NEUTRAL		0-0-0		0-0-0		0-0-0											
4-5-1		0-0-0		0-0-0		CONFERENCE		0-0-0		0-0-0		4-5-1											
2-2-1		0-0-0		0-0-0		HOME		0-0-0		0-0-0		2-2-1											
2-3-0		0-0-0		0-0-0		AWAY		0-0-0		0-0-0		2-3-0											
0-0-0		0-0-0		0-0-0		NEUTRAL		0-0-0		0-0-0		0-0-0											
RPI	S	Opponent		Score		RPI	S	Opponent		Score		RPI	S	Opponent		Score		RPI	S	Opponent		Score	
19	A	West Virginia		0	4	30	A	Indiana		0	5			130	H	Xavier		0	0				
						33	A	Kentucky		0	7			149	H	Western Caro.		0	2				
														153	H	UT Martin		0	1				
														176	A	SIU Edwardsville		1	2				
														180	A	Morehead St.		0	4				
														185	H	Austin Peay		3	2				
														187	H	Southeast Mo. St.		0	0				
														215	H	Ohio		1	5				
														217	H	Evansville		0	3				
														225	H	Belmont		1	2				
														275	H	Murray St.		2	0				
														276	A	UNC Asheville		1	2				
														298	A	Eastern Ill.		0	1				
														308	A	Jacksonville St.		1	0				
														315	A	Tennessee Tech		3	1				
														324	A	Alabama A&M		3	2				
LAST 10 GAMES																							
						180	A	Morehead St.		0	4	153	H	UT Martin		0	1						
						315	A	Tennessee Tech		3	1	187	H	Southeast Mo. St.		0	0						
						225	H	Belmont		1	2	298	A	Eastern Ill.		0	1						
						185	H	Austin Peay		3	2	176	A	SIU Edwardsville		1	2						
						275	H	Murray St.		2	0	324	A	Alabama A&M		3	2						

Non-Div. I Games:

Eastern Ky.



Average RPI Win: 216		WON-LOST	WINNING	LAST 10	STRENGTH OF		OPP. STRENGTH	TEAM	ADJ	CONF.	ADJ CONF.		
Average RPI Loss: 117		RECORD	PCT. RANK	GAMES	SCHEDULE		OF SCHEDULE	RPI	RPI	RPI	RPI		
DIV. I ONLY		4-12-3	.28947	283	3-6-1		234	114	261	.42488	265	9	9
DIV. I NON-CONF.		1-7-2	.2	292	0-1-0		292	175	306	.36549	306	8	8
TOTALS		RPI 1-25	RPI 26-50		W-L RECORDS		RPI 51-100		RPI 101-150		RPI 150+		
4-12-3	0-2-0	0-2-0		OVERALL		0-3-0		0-1-0		4-4-3			
1-5-2	0-2-0	0-1-0		HOME		0-0-0		0-0-0		1-2-2			
2-7-0	0-0-0	0-1-0		AWAY		0-3-0		0-1-0		2-2-0			
1-0-1	0-0-0	0-0-0		NEUTRAL		0-0-0		0-0-0		1-0-1			
1-7-2	0-0-0	0-1-0		NON-CONFERENCE		0-1-0		0-1-0		1-4-2			
0-3-1	0-0-0	0-1-0		HOME		0-0-0		0-0-0		0-2-1			
0-4-0	0-0-0	0-0-		AWAY		0-1-0		0-1-0		0-2-0			
1-0-1	0-0-0	0-0-0		NEUTRAL		0-0-0		0-0-0		1-0-1			
3-5-1	0-2-0	0-1-0		CONFERENCE		0-2-0		0-0-0		3-0-1			
1-2-1	0-2-0	0-0-0		HOME		0-0-0		0-0-0		1-0-1			
2-3-0	0-0-0	0-1-0		AWAY		0-2-0		0-0-0		2-0-0			
0-0-0	0-0-0	0-0-0		NEUTRAL		0-0-0		0-0-0		0-0-0			
RPI S	Opponent	Score		RPI S	Opponent	Score		RPI S	Opponent	Score			
11 H	Santa Clara	0	2	28 A	BYU	1	3	61 A	Pepperdine	1	2		
20 H	Portland	0	1	37 H	Iowa	0	2	91 A	San Diego	1	2		
								99 A	Missouri	1	5		
								124 A	Kansas	0	3		
								168 H	San Francisco	1	1		
								177 A	St. Mary's (CA)	1	0		
								181 A	UC Santa Barbara	0	1		
								193 H	UC Davis	0	1		
								213 N	New Mexico	2	1		
								221 N	Lehigh	1	1		
								228 H	Gonzaga	3	2		
								244 A	Loyola Marymount	1	0		
								258 H	Sacramento St.	1	2		
								285 H	Drake	1	1		
								300 A	San Jose St.	2	3		
LAST 10 GAMES													
91 A	San Diego	1	2	11 H	Santa Clara	0	2						
28 A	BYU	1	3	168 H	San Francisco	1	1						
228 H	Gonzaga	3	2	177 A	St. Mary's (CA)	1	0						
244 A	Loyola Marymount	1	0	20 H	Portland	0	1						
61 A	Pepperdine	1	2	193 H	UC Davis	0	1						

Non-Div. I Games:

Pacific

Average RPI Win:	276	WON-LOST RECORD	WINNING PCT. RANK	LAST 10 GAMES	STRENGTH OF SCHEDULE	OPP. STRENGTH OF SCHEDULE	TEAM RPI	ADJ RPI	CONF. RPI	ADJ CONF. RPI	
Average RPI Loss:	181										
DIV. I ONLY	8-9-2	.47368	170	4-5-1	315	250	268	.42484	266	24	24
DIV. I NON-CONF.	5-5-2	.5	146	1-1-1	323	229	281	.40813	281	26	26
<hr/>											
TOTALS	RPI 1-25	RPI 26-50		W-L RECORDS		RPI 51-100		RPI 101-150		RPI 150+	
8-9-2	0-1-0	0-0-0		OVERALL		0-1-0		0-1-0		8-6-2	
3-3-1	0-0-0	0-0-0		HOME		0-0-0		0-0-0		3-3-1	
4-6-1	0-1-0	0-0-0		AWAY		0-1-0		0-1-0		4-3-1	
1-0-0	0-0-0	0-0-0		NEUTRAL		0-0-0		0-0-0		1-0-0	
<hr/>											
5-5-2	0-0-0	0-0-0		NON-CONFERENCE		0-1-0		0-1-0		5-3-2	
1-1-1	0-0-0	0-0-0		HOME		0-0-0		0-0-0		1-1-1	
3-4-1	0-0-0	0-0-		AWAY		0-1-0		0-1-0		3-2-1	
1-0-0	0-0-0	0-0-0		NEUTRAL		0-0-0		0-0-0		1-0-0	
<hr/>											
3-4-0	0-1-0	0-0-0		CONFERENCE		0-0-0		0-0-0		3-3-0	
2-2-0	0-0-0	0-0-0		HOME		0-0-0		0-0-0		2-2-0	
1-2-0	0-1-0	0-0-0		AWAY		0-0-0		0-0-0		1-1-0	
0-0-0	0-0-0	0-0-0		NEUTRAL		0-0-0		0-0-0		0-0-0	
<hr/>											
RPI S	Opponent	Score	RPI S	Opponent	Score	RPI S	Opponent	Score	RPI S	Opponent	Score
17 A	Denver	0 2				97 A	Western Mich.	0 4	132 A	Iowa St.	0 2
									179 A	Northwestern	2 1
									194 H	South Dakota St.	0 1
									198 A	Valparaiso	0 2
									222 H	IPFW	0 1
									223 H	Loyola Chicago	1 1
									229 H	North Dakota St.	1 0
									235 H	Missouri St.	0 1
									248 A	Green Bay	1 3
									260 H	IUPUI	5 2
									269 A	Northern Ill.	1 1
									285 A	Drake	1 0
									289 A	South Dakota	0 3
									303 A	Neb. Omaha	3 0
									311 H	North Dakota	2 0
									319 A	UNI	2 0
									319 N	UNI	2 1
<hr/>											
LAST 10 GAMES											
303 A	Neb. Omaha	3 0	17 A	Denver	0 2						
289 A	South Dakota	0 3	285 A	Drake	1 0						
260 H	IUPUI	5 2	229 H	North Dakota St.	1 0						
222 H	IPFW	0 1	194 H	South Dakota St.	0 1						
223 H	Loyola Chicago	1 1	97 A	Western Mich.	0 4						

Non-Div. I Games:

Western Ill.

Average RPI Win: 305		WON-LOST	WINNING	LAST 10	STRENGTH OF		OPP. STRENGTH	TEAM	ADJ		CONF.	ADJ CONF.
Average RPI Loss: 173		RECORD	PCT. RANK	GAMES	SCHEDULE		OF SCHEDULE	RPI	RPI		RPI	RPI
DIV. I ONLY		8-10-1	.44737	192	5-4-1		297	314	266		.42388	267
DIV. I NON-CONF.		3-10-0	.23077	283	0-4-0		203	271	285		.40039	286
TOTALS		RPI 1-25	RPI 26-50		W-L RECORDS		RPI 51-100		RPI 101-150		RPI 150+	
8-10-1	0-0-0	0-1-0		OVERALL		0-1-0		0-2-0		8-6-1		
4-4-1	0-0-0	0-1-0		HOME		0-0-0		0-0-0		4-3-1		
4-6-0	0-0-0	0-0-0		AWAY		0-1-0		0-2-0		4-3-0		
0-0-0	0-0-0	0-0-0		NEUTRAL		0-0-0		0-0-0		0-0-0		
3-10-0	0-0-0	0-1-0		NON-CONFERENCE		0-1-0		0-2-0		3-6-0		
2-4-0	0-0-0	0-1-0		HOME		0-0-0		0-0-0		2-3-0		
1-6-0	0-0-0	0-0-		AWAY		0-1-0		0-2-0		1-3-0		
0-0-0	0-0-0	0-0-0		NEUTRAL		0-0-0		0-0-0		0-0-0		
5-0-1	0-0-0	0-0-0		CONFERENCE		0-0-0		0-0-0		5-0-1		
2-0-1	0-0-0	0-0-0		HOME		0-0-0		0-0-0		2-0-1		
3-0-0	0-0-0	0-0-0		AWAY		0-0-0		0-0-0		3-0-0		
0-0-0	0-0-0	0-0-0		NEUTRAL		0-0-0		0-0-0		0-0-0		
RPI S	Opponent	Score	RPI S	Opponent	Score	RPI S	Opponent	Score	RPI S	Opponent	Score	
			40 H	Penn	0 2	54 A	Monmouth	0 3	102 A	Stony Brook	1 2	
									146 A	Columbia	0 2	
									172 A	Wagner	0 4	
									201 A	Cornell	0 4	
									219 H	Rider	2 0	
									238 H	Temple	0 2	
									241 A	Duquesne	0 3	
									254 H	Lafayette	0 2	
									282 H	Rhode Island	0 3	
									293 A	Howard	1 0	
									293 H	Howard	1 1	
									318 A	Saint Peter's	3 2	
									320 A	South Carolina St.	1 0	
									320 H	South Carolina St.	3 1	
									321 H	VMI	1 0	
									326 A	Delaware St.	3 0	
									326 H	Delaware St.	3 0	
LAST 10 GAMES												
			326 H	Delaware St.	3 0	320 H	South Carolina St.	3 1				
			293 H	Howard	1 1	146 A	Columbia	0 2				
			293 A	Howard	1 0	326 A	Delaware St.	3 0				
			40 H	Penn	0 2	241 A	Duquesne	0 3				
			320 A	South Carolina St.	1 0	201 A	Cornell	0 4				

Non-Div. I Games:

NJIT

Average RPI Win: 276		WON-LOST	WINNING	LAST 10	STRENGTH OF	OPP. STRENGTH	TEAM	ADJ	CONF.	ADJ CONF.																			
Average RPI Loss: 194		RECORD	PCT. RANK	GAMES	SCHEDULE	OF SCHEDULE	RPI	RPI	RPI	RPI																			
DIV. I ONLY		3-8-5	.34375	257	2-4-4	248	278	269	.42348	268	29	29																	
DIV. I NON-CONF.		0-4-1	.1	310	0-0-0	174	130	293	.39214	292	30	30																	
<hr/>																													
TOTALS		RPI 1-25		RPI 26-50		W-L RECORDS		RPI 51-100		RPI 101-150		RPI 150+																	
3-8-5		0-1-0		0-0-0		OVERALL		0-1-1		0-0-1		3-6-3																	
2-2-4		0-0-0		0-0-0		HOME		0-1-1		0-0-0		2-1-3																	
1-5-1		0-1-0		0-0-0		AWAY		0-0-0		0-0-1		1-4-0																	
0-1-0		0-0-0		0-0-0		NEUTRAL		0-0-0		0-0-0		0-1-0																	
0-4-1		0-1-0		0-0-0		NON-CONFERENCE		0-1-0		0-0-0		0-2-1																	
0-2-1		0-0-0		0-0-0		HOME		0-1-0		0-0-0		0-1-1																	
0-2-0		0-1-0		0-0-		AWAY		0-0-0		0-0-0		0-1-0																	
0-0-0		0-0-0		0-0-0		NEUTRAL		0-0-0		0-0-0		0-0-0																	
3-4-4		0-0-0		0-0-0		CONFERENCE		0-0-1		0-0-1		3-4-2																	
2-0-3		0-0-0		0-0-0		HOME		0-0-1		0-0-0		2-0-2																	
1-3-1		0-0-0		0-0-0		AWAY		0-0-0		0-0-1		1-3-0																	
0-1-0		0-0-0		0-0-0		NEUTRAL		0-0-0		0-0-0		0-1-0																	
RPI	S	Opponent		Score		RPI	S	Opponent		Score		RPI	S	Opponent		Score													
10	A	Georgetown		0 5								145	A	Fairfield		0 0													
												152	H	Saint Joseph's		2 3													
												219	H	Rider		2 0													
												227	H	Siena		1 1													
												231	A	Iona		0 1													
												243	A	Marist		0 3													
												252	A	Vermont		0 1													
												291	H	Manhattan		1 0													
												291	N	Manhattan		0 1													
												301	H	Niagara		1 1													
												302	H	Holy Cross		0 0													
												304	A	Canisius		1 2													
												318	A	Saint Peter's		3 0													
						LAST 10 GAMES																							
						291 N Manhattan						0 1						301 H Niagara						1 1					
						54 H Monmouth						0 0						231 A Iona						0 1					
						291 H Manhattan						1 0						145 A Fairfield						0 0					
						304 A Canisius						1 2						219 H Rider						2 0					
						243 A Marist						0 3						227 H Siena						1 1					

Non-Div. I Games:

Quinnipiac

Average RPI Win: 238		WON-LOST	WINNING	LAST 10	STRENGTH OF		OPP. STRENGTH	TEAM	ADJ	CONF.	ADJ CONF.
Average RPI Loss: 173		RECORD	PCT. RANK	GAMES	SCHEDULE		OF SCHEDULE	RPI	RPI	RPI	RPI
DIV. I ONLY		5-11-3	.34211	258	4-4-2		240	280	267	.42304	269
DIV. I NON-CONF.		1-5-1	.21429	289	0-0-0		265	316	300	.37095	299
TOTALS		RPI 1-25	RPI 26-50		W-L RECORDS		RPI 51-100		RPI 101-150		RPI 150+
5-11-3	0-0-0	0-0-0		OVERALL		0-2-0		0-3-0		5-6-3	
5-1-1	0-0-0	0-0-0		HOME		0-0-0		0-0-0		5-1-1	
0-9-2	0-0-0	0-0-0		AWAY		0-2-0		0-3-0		0-4-2	
0-1-0	0-0-0	0-0-0		NEUTRAL		0-0-0		0-0-0		0-1-0	
1-5-1	0-0-0	0-0-0		NON-CONFERENCE		0-0-0		0-1-0		1-4-1	
1-0-1	0-0-0	0-0-0		HOME		0-0-0		0-0-0		1-0-1	
0-4-0	0-0-0	0-0-		AWAY		0-0-0		0-1-0		0-3-0	
0-1-0	0-0-0	0-0-0		NEUTRAL		0-0-0		0-0-0		0-1-0	
4-6-2	0-0-0	0-0-0		CONFERENCE		0-2-0		0-2-0		4-2-2	
4-1-0	0-0-0	0-0-0		HOME		0-0-0		0-0-0		4-1-0	
0-5-2	0-0-0	0-0-0		AWAY		0-2-0		0-2-0		0-1-2	
0-0-0	0-0-0	0-0-0		NEUTRAL		0-0-0		0-0-0		0-0-0	
RPI S	Opponent	Score	RPI S	Opponent	Score	RPI S	Opponent	Score	RPI S	Opponent	Score
						95 A	Eastern Mich.	1 4	108 A	Purdue	1 4
						97 A	Western Mich.	2 4	122 A	Miami (OH)	0 3
									122 A	Miami (OH)	0 2
									154 H	Kent St.	2 1
									163 A	Central Mich.	0 3
									194 A	South Dakota St.	1 2
									199 A	Ball St.	2 2
									215 H	Ohio	2 1
									223 A	Loyola Chicago	0 1
									242 H	Toledo	1 2
									248 A	Green Bay	0 1
									250 H	Buffalo	2 1
									266 H	Western Ill.	1 1
									274 H	Akron	2 0
									289 N	South Dakota	1 3
									298 H	Eastern Ill.	3 0
									313 A	Bowling Green	0 0
LAST 10 GAMES											
						122 A	Miami (OH)	0 3	122 A	Miami (OH)	0 2
						242 H	Toledo	1 2	163 A	Central Mich.	0 3
						215 H	Ohio	2 1	313 A	Bowling Green	0 0
						154 H	Kent St.	2 1	250 H	Buffalo	2 1
						199 A	Ball St.	2 2	274 H	Akron	2 0

Non-Div. I Games: Lewis 2 1

Northern Ill.

Average RPI Win:	218	WON-LOST RECORD	WINNING PCT. RANK	LAST 10 GAMES	STRENGTH OF SCHEDULE	OPP. STRENGTH OF SCHEDULE	TEAM RPI	ADJ RPI	CONF. RPI	ADJ CONF. RPI	
Average RPI Loss:	157										
DIV. I ONLY	2-11-4	.23529	297	1-6-3	184	183	271	.42163	270	16	16
DIV. I NON-CONF.	1-5-2	.25	276	0-0-1	147	209	250	.43386	249	14	14
<hr/>											
TOTALS	RPI 1-25	RPI 26-50		W-L RECORDS	RPI 51-100		RPI 101-150		RPI 150+		
2-11-4	0-0-0	0-1-0		OVERALL	0-2-0		0-2-1		2-6-3		
1-3-3	0-0-0	0-0-0		HOME	0-0-0		0-0-1		1-3-2		
1-8-1	0-0-0	0-1-0		AWAY	0-2-0		0-2-0		1-3-1		
0-0-0	0-0-0	0-0-0		NEUTRAL	0-0-0		0-0-0		0-0-0		
<hr/>											
1-5-2	0-0-0	0-0-0		NON-CONFERENCE	0-1-0		0-1-1		1-3-1		
0-2-1	0-0-0	0-0-0		HOME	0-0-0		0-0-1		0-2-0		
1-3-1	0-0-0	0-0-		AWAY	0-1-0		0-1-0		1-1-1		
0-0-0	0-0-0	0-0-0		NEUTRAL	0-0-0		0-0-0		0-0-0		
<hr/>											
1-6-2	0-0-0	0-1-0		CONFERENCE	0-1-0		0-1-0		1-3-2		
1-1-2	0-0-0	0-0-0		HOME	0-0-0		0-0-0		1-1-2		
0-5-0	0-0-0	0-1-0		AWAY	0-1-0		0-1-0		0-2-0		
0-0-0	0-0-0	0-0-0		NEUTRAL	0-0-0		0-0-0		0-0-0		
<hr/>											
RPI S	Opponent	Score	RPI S	Opponent	Score	RPI S	Opponent	Score	RPI S	Opponent	Score
			30 A	Boston U.	0 1	63 A	La Salle	0 4	110 A	Colgate	0 3
						72 A	Navy	0 3	113 A	Delaware	1 2
									127 H	UMBC	1 1
									152 A	Saint Joseph's	0 1
									186 H	Army	1 1
									205 A	George Washington	1 1
									206 A	Bucknell	1 2
									210 H	American	2 0
									216 H	George Mason	0 1
									221 A	Lehigh	1 2
									226 A	Towson	2 1
									238 H	Temple	0 1
									254 H	Lafayette	3 3
									302 H	Holy Cross	0 1
<hr/>											
LAST 10 GAMES											
	254 H	Lafayette	3	3	186 H	Army	1	1			
	72 A	Navy	0	3	206 A	Bucknell	1	2			
	210 H	American	2	0	110 A	Colgate	0	3			
	30 A	Boston U.	0	1	205 A	George Washington	1	1			
	221 A	Lehigh	1	2	302 H	Holy Cross	0	1			

Non-Div. I Games:

Loyola Maryland

Average RPI Win:	315	WON-LOST	WINNING	LAST 10	STRENGTH OF	OPP. STRENGTH	TEAM	ADJ	CONF.	ADJ CONF.		
Average RPI Loss:	190	RECORD	PCT. RANK	GAMES	SCHEDULE	OF SCHEDULE	RPI	RPI	RPI	RPI		
DIV. I ONLY		9-10-2	.47619	163	7-2-1	310	317	270	.42028	271	32	32
DIV. I NON-CONF.		0-8-1	.05556	315	0-1-0	202	162	305	.36959	303	32	32
<hr/>												
TOTALS	RPI 1-25	RPI 26-50		W-L RECORDS		RPI 51-100		RPI 101-150		RPI 150+		
9-10-2	0-0-0	0-1-0		OVERALL		0-1-0		0-1-0		9-7-2		
2-2-2	0-0-0	0-0-0		HOME		0-0-0		0-0-0		2-2-2		
4-6-0	0-0-0	0-1-0		AWAY		0-1-0		0-0-0		4-4-0		
3-2-0	0-0-0	0-0-0		NEUTRAL		0-0-0		0-1-0		3-1-0		
0-8-1	0-0-0	0-1-0		NON-CONFERENCE		0-1-0		0-1-0		0-5-1		
0-1-1	0-0-0	0-0-0		HOME		0-0-0		0-0-0		0-1-1		
0-5-0	0-0-0	0-0-		AWAY		0-1-0		0-0-0		0-3-0		
0-2-0	0-0-0	0-0-0		NEUTRAL		0-0-0		0-1-0		0-1-0		
9-2-1	0-0-0	0-0-0		CONFERENCE		0-0-0		0-0-0		9-2-1		
2-1-1	0-0-0	0-0-0		HOME		0-0-0		0-0-0		2-1-1		
4-1-0	0-0-0	0-0-0		AWAY		0-0-0		0-0-0		4-1-0		
3-0-0	0-0-0	0-0-0		NEUTRAL		0-0-0		0-0-0		3-0-0		
RPI S	Opponent	Score	RPI S	Opponent	Score	RPI S	Opponent	Score	RPI S	Opponent	Score	
			34 A	Ole Miss	0 9	79 A	Southeastern La.	1 3	105 N	South Ala.	0 5	
									195 H	Northwestern St.	0 1	
									200 N	Southern Miss.	0 4	
									203 H	Louisiana Tech	0 0	
									220 A	Mississippi St.	2 4	
									237 A	Troy	0 5	
									259 A	McNeese St.	0 2	
									280 A	Alabama St.	1 2	
									280 N	Alabama St.	1 0	
									287 H	Prairie View	0 1	
									305 A	Southern U.	2 1	
									305 N	Southern U.	1 0	
									316 H	Mississippi Val.	2 2	
									322 H	Texas Southern	2 1	
									322 N	Texas Southern	4 0	
									323 H	Alcorn	5 0	
									324 A	Alabama A&M	2 1	
									325 A	Ark.-Pine Bluff	1 0	
									327 A	Grambling	2 0	
			LAST 10 GAMES									
			34 A	Ole Miss	0 9	327 A	Grambling	2 0				
			280 N	Alabama St.	1 0	316 H	Mississippi Val.	2 2				
			305 N	Southern U.	1 0	323 H	Alcorn	5 0				
			322 N	Texas Southern	4 0	305 A	Southern U.	2 1				
			325 A	Ark.-Pine Bluff	1 0	280 A	Alabama St.	1 2				

<b>Non-Div. I Games:</b>	<b>Millsaps</b>	<b>6</b>	<b>0</b>
--------------------------	-----------------	----------	----------

Jackson St.

Average RPI Win:	229	WON-LOST RECORD	WINNING PCT. RANK	LAST 10 GAMES	STRENGTH OF SCHEDULE	OPP. STRENGTH OF SCHEDULE	TEAM RPI	ADJ RPI	CONF. RPI	ADJ CONF. RPI	
Average RPI Loss:	199										
DIV. I ONLY	4-10-3	.32353	271	3-5-2	247	297	274	.41899	272	27	27
DIV. I NON-CONF.	2-5-2	.33333	245	1-0-1	197	284	256	.4303	254	25	25
<hr/>											
TOTALS	RPI 1-25	RPI 26-50		W-L RECORDS	RPI 51-100		RPI 101-150		RPI 150+		
4-10-3	0-0-0	0-1-0		OVERALL	0-0-0		1-1-0		3-8-3		
2-5-2	0-0-0	0-0-0		HOME	0-0-0		0-1-0		2-4-2		
2-5-1	0-0-0	0-1-0		AWAY	0-0-0		1-0-0		1-4-1		
0-0-0	0-0-0	0-0-0		NEUTRAL	0-0-0		0-0-0		0-0-0		
<hr/>											
2-5-2	0-0-0	0-1-0		NON-CONFERENCE	0-0-0		1-0-0		1-4-2		
1-2-2	0-0-0	0-0-0		HOME	0-0-0		0-0-0		1-2-2		
1-3-0	0-0-0	0-0-		AWAY	0-0-0		1-0-0		0-2-0		
0-0-0	0-0-0	0-0-0		NEUTRAL	0-0-0		0-0-0		0-0-0		
<hr/>											
2-5-1	0-0-0	0-0-0		CONFERENCE	0-0-0		0-1-0		2-4-1		
1-3-0	0-0-0	0-0-0		HOME	0-0-0		0-1-0		1-2-0		
1-2-1	0-0-0	0-0-0		AWAY	0-0-0		0-0-0		1-2-1		
0-0-0	0-0-0	0-0-0		NEUTRAL	0-0-0		0-0-0		0-0-0		
<hr/>											
RPI S	Opponent	Score	RPI S	Opponent	Score	RPI S	Opponent	Score	RPI S	Opponent	Score
			40 A	Penn	0 4				127 A	UMBC	1 0
									127 H	Saint Francis (PA)	0 5
									172 H	Wagner	3 0
									196 A	Fairleigh Dickinson	2 3
									205 H	George Washington	0 0
									206 H	Bucknell	0 2
									211 H	Central Conn. St.	0 2
									219 A	Rider	1 4
									226 A	Towson	1 4
									231 H	Iona	1 1
									238 H	Temple	0 1
									239 H	LIU Brooklyn	0 1
									283 A	Robert Morris	0 0
									290 A	Bryant	2 1
									292 A	Sacred Heart	1 2
									326 H	Delaware St.	3 1
<hr/>											
LAST 10 GAMES											
	239 H	LIU Brooklyn	0	1		283 A	Robert Morris	0	0		
	211 H	Central Conn. St.	0	2		172 H	Wagner	3	0		
	127 H	Saint Francis (PA)	0	5		196 A	Fairleigh Dickinson	2	3		
	290 A	Bryant	2	1		326 H	Delaware St.	3	1		
	292 A	Sacred Heart	1	2		205 H	George Washington	0	0		

Non-Div. I Games:

Mt. St. Mary's



Average RPI Win:	141	WON-LOST RECORD	WINNING PCT. RANK	LAST 10 GAMES	STRENGTH OF SCHEDULE	OPP. STRENGTH OF SCHEDULE	TEAM RPI	ADJ RPI	CONF. RPI	ADJ CONF. RPI	
Average RPI Loss:	147										
DIV. I ONLY	1-13-3	.14706	312	1-7-2	116	164	276	.41851	273	11	11
DIV. I NON-CONF.	0-6-1	.07143	312	0-0-0	30	204	234	.44498	233	12	12
<hr/>											
TOTALS	RPI 1-25	RPI 26-50		W-L RECORDS	RPI 51-100		RPI 101-150		RPI 150+		
1-13-3	0-0-0	0-0-1		OVERALL	0-3-0		1-3-0		0-7-2		
1-5-2	0-0-0	0-0-1		HOME	0-1-0		1-2-0		0-2-1		
0-6-1	0-0-0	0-0-0		AWAY	0-1-0		0-1-0		0-4-1		
0-2-0	0-0-0	0-0-0		NEUTRAL	0-1-0		0-0-0		0-1-0		
<hr/>											
0-6-1	0-0-0	0-0-1		NON-CONFERENCE	0-3-0		0-0-0		0-3-0		
0-2-1	0-0-0	0-0-1		HOME	0-1-0		0-0-0		0-1-0		
0-2-0	0-0-0	0-0-		AWAY	0-1-0		0-0-0		0-1-0		
0-2-0	0-0-0	0-0-0		NEUTRAL	0-1-0		0-0-0		0-1-0		
<hr/>											
1-7-2	0-0-0	0-0-0		CONFERENCE	0-0-0		1-3-0		0-4-2		
1-3-1	0-0-0	0-0-0		HOME	0-0-0		1-2-0		0-1-1		
0-4-1	0-0-0	0-0-0		AWAY	0-0-0		0-1-0		0-3-1		
0-0-0	0-0-0	0-0-0		NEUTRAL	0-0-0		0-0-0		0-0-0		
<hr/>											
RPI S	Opponent	Score	RPI S	Opponent	Score	RPI S	Opponent	Score	RPI S	Opponent	Score
			40 H	Penn	2 2	63 N	La Salle	0 1	107 H	Charlotte	1 3
						68 A	Liberty	0 2	118 A	Marshall	0 1
						86 H	Radford	0 1	141 H	East Carolina	2 0
									143 H	UAB	0 2
									157 A	Rice	2 5
									167 A	FIU	0 4
									173 H	Middle Tenn.	1 1
									175 N	Richmond	1 3
									200 A	Southern Miss.	3 4
									205 H	George Washington	1 2
									208 H	UTSA	1 2
									216 A	George Mason	0 3
									256 A	Fla. Atlantic	0 0
<hr/>											
LAST 10 GAMES											
	107 H	Charlotte	1	3	256 A	Fla. Atlantic	0	0			
	200 A	Southern Miss.	3	4	208 H	UTSA	1	2			
	157 A	Rice	2	5	141 H	East Carolina	2	0			
	143 H	UAB	0	2	167 A	FIU	0	4			
	173 H	Middle Tenn.	1	1	118 A	Marshall	0	1			

Non-Div. I Games:

Old Dominion

Average RPI Win: 246		WON-LOST RECORD	WINNING PCT. RANK		LAST 10 GAMES	STRENGTH OF SCHEDULE	OPP. STRENGTH OF SCHEDULE	TEAM RPI	ADJ RPI		CONF. RPI	ADJ CONF. RPI
Average RPI Loss: 169												
DIV. I ONLY		5-11-3	.34211	258	1-8-1	279	217	272	.41832	274	20	20
DIV. I NON-CONF.		3-3-2	.5	146	0-0-0	280	222	226	.44667	229	21	21
<hr/>												
TOTALS		RPI 1-25		RPI 26-50		W-L RECORDS		RPI 51-100		RPI 101-150		RPI 150+
5-11-3		0-0-0		0-1-0		OVERALL		0-2-0		1-1-1		4-7-2
2-5-1		0-0-0		0-1-0		HOME		0-0-0		1-0-0		1-4-1
2-6-2		0-0-0		0-0-0		AWAY		0-2-0		0-1-1		2-3-1
1-0-0		0-0-0		0-0-0		NEUTRAL		0-0-0		0-0-0		1-0-0
3-3-2		0-0-0		0-1-0		NON-CONFERENCE		0-0-0		0-1-1		3-1-1
0-2-0		0-0-0		0-1-0		HOME		0-0-0		0-0-0		0-1-0
2-1-2		0-0-0		0-0-		AWAY		0-0-0		0-1-1		2-0-1
1-0-0		0-0-0		0-0-0		NEUTRAL		0-0-0		0-0-0		1-0-0
2-8-1		0-0-0		0-0-0		CONFERENCE		0-2-0		1-0-0		1-6-1
2-3-1		0-0-0		0-0-0		HOME		0-0-0		1-0-0		1-3-1
0-5-0		0-0-0		0-0-0		AWAY		0-2-0		0-0-0		0-3-0
0-0-0		0-0-0		0-0-0		NEUTRAL		0-0-0		0-0-0		0-0-0
RPI S	Opponent	Score	RPI S	Opponent	Score	RPI S	Opponent	Score	RPI S	Opponent	Score	
			30 H	Boston U.	2 3	95 A	Eastern Mich.	1 4	108 A	Purdue	0 5	
						97 A	Western Mich.	0 3	118 A	Marshall	1 1	
									122 H	Miami (OH)	2 1	
									154 A	Kent St.	0 2	
									163 H	Central Mich.	0 2	
									180 A	Morehead St.	2 1	
									199 H	Ball St.	0 2	
									215 H	Ohio	2 2	
									242 A	Toledo	0 1	
									250 H	Buffalo	1 2	
									255 H	Cleveland St.	1 2	
									269 A	Northern Ill.	0 2	
									304 A	Canisius	2 1	
									311 N	North Dakota	4 1	
									312 A	Youngstown St.	1 1	
									313 H	Bowling Green	2 1	
<hr/>												
LAST 10 GAMES												
			250 H	Buffalo	1 2	154 A	Kent St.	0 2				
			95 A	Eastern Mich.	1 4	215 H	Ohio	2 2				
			97 A	Western Mich.	0 3	242 A	Toledo	0 1				
			313 H	Bowling Green	2 1	269 A	Northern Ill.	0 2				
			163 H	Central Mich.	0 2	199 H	Ball St.	0 2				

Non-Div. I Games:

Akron

Average RPI Win:	272	WON-LOST RECORD	WINNING PCT. RANK	LAST 10 GAMES	STRENGTH OF SCHEDULE	OPP. STRENGTH OF SCHEDULE	TEAM RPI	ADJ RPI	CONF. RPI	ADJ CONF. RPI		
DIV. I ONLY		6-10-1	.38235	234	3-7-0	293	309	275	.41767	275	28	28
DIV. I NON-CONF.		3-3-1	.5	146	0-0-0	257	317	228	.44775	226	28	28
<hr/>												
TOTALS	RPI 1-25	RPI 26-50		W-L RECORDS		RPI 51-100		RPI 101-150		RPI 150+		
6-10-1	0-0-0	0-0-0		OVERALL		0-0-0		0-1-0		6-9-1		
2-4-0	0-0-0	0-0-0		HOME		0-0-0		0-0-0		2-4-0		
4-6-1	0-0-0	0-0-0		AWAY		0-0-0		0-1-0		4-5-1		
0-0-0	0-0-0	0-0-0		NEUTRAL		0-0-0		0-0-0		0-0-0		
<hr/>												
3-3-1	0-0-0	0-0-0		NON-CONFERENCE		0-0-0		0-1-0		3-2-1		
1-0-0	0-0-0	0-0-0		HOME		0-0-0		0-0-0		1-0-0		
2-3-1	0-0-0	0-0-		AWAY		0-0-0		0-1-0		2-2-1		
0-0-0	0-0-0	0-0-0		NEUTRAL		0-0-0		0-0-0		0-0-0		
<hr/>												
3-7-0	0-0-0	0-0-0		CONFERENCE		0-0-0		0-0-0		3-7-0		
1-4-0	0-0-0	0-0-0		HOME		0-0-0		0-0-0		1-4-0		
2-3-0	0-0-0	0-0-0		AWAY		0-0-0		0-0-0		2-3-0		
0-0-0	0-0-0	0-0-0		NEUTRAL		0-0-0		0-0-0		0-0-0		
<hr/>												
RPI	S	Opponent	Score	RPI	S	Opponent	Score	RPI	S	Opponent	Score	
								105	A	South Ala.	0	2
								153	H	UT Martin	1	2
								176	H	SIU Edwardsville	2	5
								180	A	Morehead St.	0	1
								185	H	Austin Peay	2	1
								187	H	Southeast Mo. St.	0	1
								188	A	Arkansas St.	1	3
								217	A	Evansville	1	0
								225	A	Belmont	2	3
								237	A	Troy	2	4
								263	A	Northern Ky.	0	0
								264	A	Eastern Ky.	0	2
								284	H	UALR	1	0
								298	H	Eastern Ill.	1	2
								308	A	Jacksonville St.	1	0
								315	A	Tennessee Tech	3	0
								324	A	Alabama A&M	10	0
<hr/>												
LAST 10 GAMES												
185 H Austin Peay				2	1	176 H SIU Edwardsville				2	5	
308 A Jacksonville St.				1	0	315 A Tennessee Tech				3	0	
180 A Morehead St.				0	1	225 A Belmont				2	3	
264 A Eastern Ky.				0	2	153 H UT Martin				1	2	
298 H Eastern Ill.				1	2	187 H Southeast Mo. St.				0	1	

Non-Div. I Games:

Murray St.

Average RPI Win:	284	WON-LOST RECORD	WINNING PCT. RANK	LAST 10 GAMES	STRENGTH OF SCHEDULE	OPP. STRENGTH OF SCHEDULE	TEAM RPI	ADJ RPI	CONF. RPI	ADJ CONF. RPI			
Average RPI Loss:	203												
DIV. I ONLY	5-11-2	.33333	265	1-7-2	254	300	273	.41542	276	21	21		
DIV. I NON-CONF.	3-4-0	.42857	205	0-0-0	277	323	265	.41698	268	27	27		
<hr/>													
TOTALS	RPI 1-25	RPI 26-50		W-L RECORDS	RPI 51-100		RPI 101-150		RPI 150+				
5-11-2	0-0-0	0-0-0		OVERALL	0-1-1		0-4-1		5-6-0				
3-3-2	0-0-0	0-0-0		HOME	0-0-1		0-0-1		3-3-0				
2-8-0	0-0-0	0-0-0		AWAY	0-1-0		0-4-0		2-3-0				
0-0-0	0-0-0	0-0-0		NEUTRAL	0-0-0		0-0-0		0-0-0				
<hr/>													
3-4-0	0-0-0	0-0-0		NON-CONFERENCE	0-0-0		0-2-0		3-2-0				
2-0-0	0-0-0	0-0-0		HOME	0-0-0		0-0-0		2-0-0				
1-4-0	0-0-0	0-0-		AWAY	0-0-0		0-2-0		1-2-0				
0-0-0	0-0-0	0-0-0		NEUTRAL	0-0-0		0-0-0		0-0-0				
<hr/>													
2-7-2	0-0-0	0-0-0		CONFERENCE	0-1-1		0-2-1		2-4-0				
1-3-2	0-0-0	0-0-0		HOME	0-0-1		0-0-1		1-3-0				
1-4-0	0-0-0	0-0-0		AWAY	0-1-0		0-2-0		1-1-0				
0-0-0	0-0-0	0-0-0		NEUTRAL	0-0-0		0-0-0		0-0-0				
<hr/>													
RPI S	Opponent	Score	RPI S	Opponent	Score	RPI S	Opponent	Score	RPI S	Opponent	Score		
						68 H	Liberty	0	0	131 H	High Point	1	1
						86 A	Radford	0	4	144 A	Wofford	0	1
										147 A	Winthrop	0	1
										148 A	Coastal Caro.	0	5
										150 A	Appalachian St.	0	2
										170 H	Longwood	0	4
										191 H	Presbyterian	0	1
										264 H	Eastern Ky.	2	1
										278 H	Campbell	1	0
										279 H	USC Upstate	2	0
										280 A	Alabama St.	3	2
										281 H	Charleston So.	0	3
										295 A	Chattanooga	1	2
										306 A	Gardner-Webb	1	2
										320 A	South Carolina St.	0	1
										321 A	VMI	1	0
									LAST 10 GAMES				
			306 A	Gardner-Webb	1	2	86 A	Radford	0	4			
			170 H	Longwood	0	4	147 A	Winthrop	0	1			
			321 A	VMI	1	0	281 H	Charleston So.	0	3			
			148 A	Coastal Caro.	0	5	68 H	Liberty	0	0			
			131 H	High Point	1	1	191 H	Presbyterian	0	1			

Non-Div. I Games: Mars Hill 1 0

UNC Asheville

Average RPI Win: 275		WON-LOST RECORD		WINNING PCT. RANK		LAST 10 GAMES		STRENGTH OF SCHEDULE		OPP. STRENGTH OF SCHEDULE		TEAM RPI		ADJ RPI		CONF. RPI		ADJ CONF. RPI	
DIV. I ONLY		6-12-1		.34211 258		2-8-0		282		272		278		.41487 277		19		19	
DIV. I NON-CONF.		5-5-1		.5 146		1-1-0		285		294		240		.43886 239		20		20	
TOTALS		RPI 1-25		RPI 26-50		W-L RECORDS		RPI 51-100		RPI 101-150		RPI 150+							
6-12-1		0-0-0		0-0-0		OVERALL		0-0-1		0-5-0		6-7-0							
5-4-1		0-0-0		0-0-0		HOME		0-0-1		0-1-0		5-3-0							
1-8-0		0-0-0		0-0-0		AWAY		0-0-0		0-4-0		1-4-0							
0-0-0		0-0-0		0-0-0		NEUTRAL		0-0-0		0-0-0		0-0-0							
5-5-1		0-0-0		0-0-0		NON-CONFERENCE		0-0-1		0-3-0		5-2-0							
4-1-1		0-0-0		0-0-0		HOME		0-0-1		0-1-0		4-0-0							
1-4-0		0-0-0		0-0-		AWAY		0-0-0		0-2-0		1-2-0							
0-0-0		0-0-0		0-0-0		NEUTRAL		0-0-0		0-0-0		0-0-0							
1-7-0		0-0-0		0-0-0		CONFERENCE		0-0-0		0-2-0		1-5-0							
1-3-0		0-0-0		0-0-0		HOME		0-0-0		0-0-0		1-3-0							
0-4-0		0-0-0		0-0-0		AWAY		0-0-0		0-2-0		0-2-0							
0-0-0		0-0-0		0-0-0		NEUTRAL		0-0-0		0-0-0		0-0-0							
RPI	S	Opponent		Score		RPI	S	Opponent		Score		RPI	S	Opponent		Score			

Non-Div. I Games:

La.-Monroe

Average RPI Win: 286		WON-LOST	WINNING	LAST 10	STRENGTH OF		OPP. STRENGTH	TEAM	ADJ	CONF.	ADJ CONF.
Average RPI Loss: 160		RECORD	PCT. RANK	GAMES	SCHEDULE		OF SCHEDULE	RPI	RPI	RPI	RPI
DIV. I ONLY		6-11-0	.35294	250	3-7-0		298	243	279	.4143	278
DIV. I NON-CONF.		3-3-0	.5	146	0-0-0		325	233	283	.4075	282
TOTALS		RPI 1-25	RPI 26-50		W-L RECORDS		RPI 51-100		RPI 101-150		RPI 150+
6-11-0	0-0-0	0-0-0		OVERALL		0-2-0		0-5-0		6-4-0	
3-3-0	0-0-0	0-0-0		HOME		0-1-0		0-1-0		3-1-0	
2-7-0	0-0-0	0-0-0		AWAY		0-1-0		0-4-0		2-2-0	
1-1-0	0-0-0	0-0-0		NEUTRAL		0-0-0		0-0-0		1-1-0	
3-3-0	0-0-0	0-0-0		NON-CONFERENCE		0-0-0		0-2-0		3-1-0	
1-0-0	0-0-0	0-0-0		HOME		0-0-0		0-0-0		1-0-0	
1-2-0	0-0-0	0-0-		AWAY		0-0-0		0-2-0		1-0-0	
1-1-0	0-0-0	0-0-0		NEUTRAL		0-0-0		0-0-0		1-1-0	
3-8-0	0-0-0	0-0-0		CONFERENCE		0-2-0		0-3-0		3-3-0	
2-3-0	0-0-0	0-0-0		HOME		0-1-0		0-1-0		2-1-0	
1-5-0	0-0-0	0-0-0		AWAY		0-1-0		0-2-0		1-2-0	
0-0-0	0-0-0	0-0-0		NEUTRAL		0-0-0		0-0-0		0-0-0	
RPI S	Opponent	Score	RPI S	Opponent	Score	RPI S	Opponent	Score	RPI S	Opponent	Score
						68 A	Liberty	0 7	114 A	VCU	0 4
						86 H	Radford	0 2	118 A	Marshall	0 3
									131 A	High Point	0 2
									147 A	Winthrop	1 3
									148 H	Coastal Caro.	1 4
									170 A	Longwood	1 0
									175 N	Richmond	0 2
									191 A	Presbyterian	1 2
									276 A	UNC Asheville	0 1
									281 H	Charleston So.	3 2
									306 H	Gardner-Webb	0 1
									309 A	A&M-Corpus Christi	2 1
									314 H	Francis Marion	3 2
									321 H	VMI	4 0
									322 N	Texas Southern	4 3
LAST 10 GAMES											
						131 A	High Point	0 2	191 A	Presbyterian	1 2
						321 H	VMI	4 0	281 H	Charleston So.	3 2
						170 A	Longwood	1 0	306 H	Gardner-Webb	0 1
						147 A	Winthrop	1 3	86 H	Radford	0 2
						148 H	Coastal Caro.	1 4	68 A	Liberty	0 7

Non-Div. I Games: Mount Olive 6 0

Campbell

Average RPI Win:		256	WON-LOST RECORD		WINNING PCT. RANK		LAST 10 GAMES		STRENGTH OF SCHEDULE		OPP. STRENGTH OF SCHEDULE		TEAM RPI		ADJ RPI		CONF. RPI		ADJ CONF. RPI				
Average RPI Loss:		187																					
DIV. I ONLY			4-11-3		.30556	275	2-7-1		246		284		277		.41378		279	18		18			
DIV. I NON-CONF.			3-4-2		.44444	190	1-0-0		259		308		248		.43278		251	19		19			
TOTALS		RPI 1-25			RPI 26-50			W-L RECORDS			RPI 51-100			RPI 101-150			RPI 150+						
4-11-3		0-0-0			0-1-0			OVERALL			0-1-0			1-1-1			3-8-2						
2-3-2		0-0-0			0-0-0			HOME			0-0-0			1-1-1			1-2-1						
2-8-0		0-0-0			0-1-0			AWAY			0-1-0			0-0-0			2-6-0						
0-0-1		0-0-0			0-0-0			NEUTRAL			0-0-0			0-0-0			0-0-1						
3-4-2		0-0-0			0-1-0			NON-CONFERENCE			0-0-0			0-1-1			3-2-1						
1-1-1		0-0-0			0-0-0			HOME			0-0-0			0-1-1			1-0-0						
2-3-0		0-0-0			0-0-			AWAY			0-0-0			0-0-0			2-2-0						
0-0-1		0-0-0			0-0-0			NEUTRAL			0-0-0			0-0-0			0-0-1						
1-7-1		0-0-0			0-0-0			CONFERENCE			0-1-0			1-0-0			0-6-1						
1-2-1		0-0-0			0-0-0			HOME			0-0-0			1-0-0			0-2-1						
0-5-0		0-0-0			0-0-0			AWAY			0-1-0			0-0-0			0-4-0						
0-0-0		0-0-0			0-0-0			NEUTRAL			0-0-0			0-0-0			0-0-0						
RPI	S	Opponent			Score			RPI	S	Opponent			Score			RPI	S	Opponent			Score		
								46	A	Furman			0 2			67	A	FGCU			0 7		
																117	H	Jacksonville			1 0		
																144	H	Wofford			0 0		
																148	H	Coastal Caro.			0 4		
																161	H	Kennesaw St.			1 3		
																191	A	Presbyterian			0 1		
																192	H	Mercer			0 0		
																209	H	North Florida			0 3		
																214	A	Lipscomb			1 4		
																233	A	Stetson			1 4		
																249	A	East Tenn. St.			1 7		
																263	A	Northern Ky.			1 6		
																276	A	UNC Asheville			0 2		
																281	A	Charleston So.			2 1		
																306	A	Gardner-Webb			1 0		
																320	N	South Carolina St.			0 0		
																321	H	VMI			2 1		
LAST 10 GAMES																							
								214	A	Lipscomb			1 4			233	A	Stetson			1 4		
								263	A	Northern Ky.			1 6			192	H	Mercer			0 0		
								209	H	North Florida			0 3			161	H	Kennesaw St.			1 3		
								117	H	Jacksonville			1 0			249	A	East Tenn. St.			1 7		
								67	A	FGCU			0 7			281	A	Charleston So.			2 1		

Non-Div. I Games:

USC Upstate

Average RPI Win:	311	WON-LOST	WINNING	LAST 10	STRENGTH OF	OPP. STRENGTH	TEAM	ADJ	CONF.	ADJ CONF.		
Average RPI Loss:	246	RECORD	PCT. RANK	GAMES	SCHEDULE	OF SCHEDULE	RPI	RPI	RPI	RPI		
DIV. I ONLY		12-7-0	.63158	70	9-1-0	327	324	280	.40984	280	32	32
DIV. I NON-CONF.		3-6-0	.33333	245	0-0-0	318	312	309	.35931	308	32	32
<hr/>												
TOTALS	RPI 1-25	RPI 26-50		W-L RECORDS		RPI 51-100		RPI 101-150		RPI 150+		
12-7-0	0-0-0	0-0-0		OVERALL		0-0-0		0-0-0		12-7-0		
4-3-0	0-0-0	0-0-0		HOME		0-0-0		0-0-0		4-3-0		
6-3-0	0-0-0	0-0-0		AWAY		0-0-0		0-0-0		6-3-0		
2-1-0	0-0-0	0-0-0		NEUTRAL		0-0-0		0-0-0		2-1-0		
<hr/>												
3-6-0	0-0-0	0-0-0		NON-CONFERENCE		0-0-0		0-0-0		3-6-0		
2-3-0	0-0-0	0-0-0		HOME		0-0-0		0-0-0		2-3-0		
1-3-0	0-0-0	0-0-		AWAY		0-0-0		0-0-0		1-3-0		
0-0-0	0-0-0	0-0-0		NEUTRAL		0-0-0		0-0-0		0-0-0		
<hr/>												
9-1-0	0-0-0	0-0-0		CONFERENCE		0-0-0		0-0-0		9-1-0		
2-0-0	0-0-0	0-0-0		HOME		0-0-0		0-0-0		2-0-0		
5-0-0	0-0-0	0-0-0		AWAY		0-0-0		0-0-0		5-0-0		
2-1-0	0-0-0	0-0-0		NEUTRAL		0-0-0		0-0-0		2-1-0		
<hr/>												
RPI	S	Opponent	Score	RPI	S	Opponent	Score	RPI	S	Opponent	Score	
										</		

Non-Div. I Games: Talladega 8 0 S.C. Beaufort 7 1

Alabama St.



Average RPI Win:	282	WON-LOST	WINNING	LAST 10	STRENGTH OF	OPP. STRENGTH	TEAM	ADJ	CONF.	ADJ CONF.					
Average RPI Loss:	178	RECORD	PCT. RANK	GAMES	SCHEDULE	OF SCHEDULE	RPI	RPI	RPI	RPI					
DIV. I ONLY	7-12-1	.375	241	4-6-0	304	263	282	.40959	281	21	21				
DIV. I NON-CONF.	3-4-1	.4375	198	0-0-0	327	273	311	.35881	310	27	27				
<hr/>															
TOTALS	RPI 1-25	RPI 26-50		W-L RECORDS		RPI 51-100		RPI 101-150		RPI 150+					
7-12-1	0-0-0	0-0-0		OVERALL		0-3-0		1-2-0		6-7-1					
6-3-0	0-0-0	0-0-0		HOME		0-1-0		1-0-0		5-2-0					
1-9-1	0-0-0	0-0-0		AWAY		0-2-0		0-2-0		1-5-1					
0-0-0	0-0-0	0-0-0		NEUTRAL		0-0-0		0-0-0		0-0-0					
3-4-1	0-0-0	0-0-0		NON-CONFERENCE		0-0-0		0-0-0		3-4-1					
3-1-0	0-0-0	0-0-0		HOME		0-0-0		0-0-0		3-1-0					
0-3-1	0-0-0	0-0-		AWAY		0-0-0		0-0-0		0-3-1					
0-0-0	0-0-0	0-0-0		NEUTRAL		0-0-0		0-0-0		0-0-0					
4-8-0	0-0-0	0-0-0		CONFERENCE		0-3-0		1-2-0		3-3-0					
3-2-0	0-0-0	0-0-0		HOME		0-1-0		1-0-0		2-1-0					
1-6-0	0-0-0	0-0-0		AWAY		0-2-0		0-2-0		1-2-0					
0-0-0	0-0-0	0-0-0		NEUTRAL		0-0-0		0-0-0		0-0-0					
RPI	S	Opponent	Score	RPI	S	Opponent	Score	RPI	S	Opponent	Score				
				68		A	Liberty	0	1	131		A	High Point	0	4
				86		A	Radford	0	2	147		H	Winthrop	3	0
				86		H	Radford	1	2	148		A	Coastal Caro.	0	1
										170		A	Longwood	1	3
										191		H	Presbyterian	1	2
										192		A	Mercer	0	4
										236		A	Ga. Southern	0	0
										246		A	Citadel	1	2
										261		A	Col. of Charleston	1	2
										276		A	UNC Asheville	3	0
										278		A	Campbell	2	3
										279		H	USC Upstate	1	2
										304		H	Canisius	5	3
										306		H	Gardner-Webb	1	0
										308		H	Jacksonville St.	4	2
										314		H	Francis Marion	1	0
						321		H	VMI	2	1				
				LAST 10 GAMES											
				86		A	Radford	0	2	147		H	Winthrop	3	0
				148		A	Coastal Caro.	0	1	321		H	VMI	2	1
				306		H	Gardner-Webb	1	0	278		A	Campbell	2	3
				131		A	High Point	0	4	276		A	UNC Asheville	3	0
				170		A	Longwood	1	3	191		H	Presbyterian	1	2

Non-Div. I Games:

Charleston So.

Average RPI Win: 266		WON-LOST	WINNING	LAST 10	STRENGTH OF		OPP. STRENGTH	TEAM	ADJ		CONF.	ADJ CONF.	
Average RPI Loss: 180		RECORD	PCT. RANK	GAMES	SCHEDULE		OF SCHEDULE	RPI	RPI	RPI	RPI		
DIV. I ONLY		6-12-0	.33333	265	2-8-0		288	240	281	.40887	282	15	14
DIV. I NON-CONF.		5-5-0	.5	146	1-1-0		283	278	236	.43832	240	13	13
TOTALS		RPI 1-25	RPI 26-50		W-L RECORDS		RPI 51-100		RPI 101-150		RPI 150+		
6-12-0	0-0-0	0-0-0		OVERALL		0-2-0		0-1-0		6-9-0			
4-5-0	0-0-0	0-0-0		HOME		0-1-0		0-1-0		4-3-0			
2-7-0	0-0-0	0-0-0		AWAY		0-1-0		0-0-0		2-6-0			
0-0-0	0-0-0	0-0-0		NEUTRAL		0-0-0		0-0-0		0-0-0			
5-5-0	0-0-0	0-0-0		NON-CONFERENCE		0-1-0		0-1-0		5-3-0			
3-2-0	0-0-0	0-0-0		HOME		0-0-0		0-1-0		3-1-0			
2-3-0	0-0-0	0-0-		AWAY		0-1-0		0-0-0		2-2-0			
0-0-0	0-0-0	0-0-0		NEUTRAL		0-0-0		0-0-0		0-0-0			
1-7-0	0-0-0	0-0-0		CONFERENCE		0-1-0		0-0-0		1-6-0			
1-3-0	0-0-0	0-0-0		HOME		0-1-0		0-0-0		1-2-0			
0-4-0	0-0-0	0-0-0		AWAY		0-0-0		0-0-0		0-4-0			
0-0-0	0-0-0	0-0-0		NEUTRAL		0-0-0		0-0-0		0-0-0			
RPI S	Opponent	Score	RPI S	Opponent	Score	RPI S	Opponent	Score	RPI S	Opponent	Score		
						52 A	Harvard	0 2	134 H	Providence	0 3		
						70 H	Dayton	0 4	152 A	Saint Joseph's	1 2		
									158 A	Saint Louis	0 1		
									186 A	Army	0 5		
									189 A	Massachusetts	1 3		
									205 H	George Washington	0 1		
									212 A	Fordham	1 3		
									216 H	George Mason	0 1		
									227 A	Siena	2 1		
									241 H	Duquesne	2 0		
									257 H	New Hampshire	2 0		
									267 A	NJIT	3 0		
									290 A	Bryant	1 3		
									291 H	Manhattan	3 1		
									292 H	Sacred Heart	1 2		
									310 H	Albany (NY)	1 0		
LAST 10 GAMES													
						241 H	Duquesne	2 0	216 H	George Mason	0 1		
						158 A	Saint Louis	0 1	205 H	George Washington	0 1		
						152 A	Saint Joseph's	1 2	212 A	Fordham	1 3		
						189 A	Massachusetts	1 3	310 H	Albany (NY)	1 0		
						70 H	Dayton	0 4	52 A	Harvard	0 2		

Non-Div. I Games:

Rhode Island

Average RPI Win: 275		WON-LOST	WINNING	LAST 10	STRENGTH OF		OPP. STRENGTH	TEAM	ADJ	CONF.	ADJ CONF.
Average RPI Loss: 208		RECORD	PCT. RANK	GAMES	SCHEDULE		OF SCHEDULE	RPI	RPI	RPI	RPI
DIV. I ONLY		5-9-4	.38889	231	1-6-3		308	293	283	.40728	283
DIV. I NON-CONF.		4-5-1	.45	185	0-2-0		298	290	274	.41313	277
TOTALS		RPI 1-25	RPI 26-50		W-L RECORDS		RPI 51-100		RPI 101-150		RPI 150+
5-9-4		0-0-0	0-0-0		OVERALL		0-0-0		0-2-0		5-7-4
4-0-4		0-0-0	0-0-0		HOME		0-0-0		0-0-0		4-0-4
1-9-0		0-0-0	0-0-0		AWAY		0-0-0		0-2-0		1-6-0
0-0-0		0-0-0	0-0-0		NEUTRAL		0-0-0		0-0-0		0-0-0
4-5-1		0-0-0	0-0-0		NON-CONFERENCE		0-0-0		0-1-0		4-4-1
3-0-1		0-0-0	0-0-0		HOME		0-0-0		0-0-0		3-0-1
1-5-0		0-0-0	0-0-		AWAY		0-0-0		0-1-0		1-4-0
0-0-0		0-0-0	0-0-0		NEUTRAL		0-0-0		0-0-0		0-0-0
1-4-3		0-0-0	0-0-0		CONFERENCE		0-0-0		0-1-0		1-3-3
1-0-3		0-0-0	0-0-0		HOME		0-0-0		0-0-0		1-0-3
0-4-0		0-0-0	0-0-0		AWAY		0-0-0		0-1-0		0-3-0
0-0-0		0-0-0	0-0-0		NEUTRAL		0-0-0		0-0-0		0-0-0
RPI S	Opponent	Score	RPI S	Opponent	Score	RPI S	Opponent	Score	RPI S	Opponent	Score
									127 A	Saint Francis (PA)	1 3
									127 A	UMBC	1 2
									172 A	Wagner	0 1
									196 H	Fairleigh Dickinson	0 0
									202 H	Pittsburgh	1 1
									206 A	St. Bonaventure	0 2
									206 H	Bucknell	3 1
									211 A	Central Conn. St.	1 2
									239 A	LIU Brooklyn	2 3
									241 A	Duquesne	1 3
									255 A	Cleveland St.	0 3
									263 H	Northern Ky.	1 0
									272 H	Mt. St. Mary's	0 0
									290 H	Bryant	2 2
									292 H	Sacred Heart	5 0
									293 A	Howard	0 1
									301 H	Niagara	2 1
									312 A	Youngstown St.	1 0
LAST 10 GAMES											
						292 H	Sacred Heart	5 0	272 H	Mt. St. Mary's	0 0
						196 H	Fairleigh Dickinson	0 0	290 H	Bryant	2 2
						172 A	Wagner	0 1	211 A	Central Conn. St.	1 2
						239 A	LIU Brooklyn	2 3	206 A	St. Bonaventure	0 2
						127 A	Saint Francis (PA)	1 3	241 A	Duquesne	1 3

Non-Div. I Games:

Robert Morris

Average RPI Win: 286		WON-LOST	WINNING	LAST 10	STRENGTH OF	OPP. STRENGTH	TEAM	ADJ	CONF.	ADJ CONF.			
Average RPI Loss: 168		RECORD	PCT. RANK	GAMES	SCHEDULE	OF SCHEDULE	RPI	RPI	RPI	RPI			
DIV. I ONLY		4-14-0	.22222	299	1-9-0	203	270	285	.40692	284	19	19	
DIV. I NON-CONF.		3-6-0	.33333	245	0-1-0	205	299	263	.42522	262	20	20	
<hr/>													
TOTALS		RPI 1-25		RPI 26-50		W-L RECORDS		RPI 51-100		RPI 101-150		RPI 150+	
4-14-0		0-0-0		0-1-0		OVERALL		0-0-0		0-4-0		4-9-0	
3-7-0		0-0-0		0-0-0		HOME		0-0-0		0-3-0		3-4-0	
1-6-0		0-0-0		0-1-0		AWAY		0-0-0		0-0-0		1-5-0	
0-1-0		0-0-0		0-0-0		NEUTRAL		0-0-0		0-1-0		0-0-0	
3-6-0		0-0-0		0-1-0		NON-CONFERENCE		0-0-0		0-1-0		3-4-0	
3-3-0		0-0-0		0-0-0		HOME		0-0-0		0-1-0		3-2-0	
0-3-0		0-0-0		0-0-		AWAY		0-0-0		0-0-0		0-2-0	
0-0-0		0-0-0		0-0-0		NEUTRAL		0-0-0		0-0-0		0-0-0	
1-8-0		0-0-0		0-0-0		CONFERENCE		0-0-0		0-3-0		1-5-0	
0-4-0		0-0-0		0-0-0		HOME		0-0-0		0-2-0		0-2-0	
1-3-0		0-0-0		0-0-0		AWAY		0-0-0		0-0-0		1-3-0	
0-1-0		0-0-0		0-0-0		NEUTRAL		0-0-0		0-1-0		0-0-0	
RPI	S	Opponent	Score	RPI	S	Opponent	Score	RPI	S	Opponent	Score		
				34	A	Ole Miss	0 3			105	H	South Ala.	0 1
										115	H	Western Ky.	0 1
										115	N	Western Ky.	1 2
										143	H	UAB	1 3
										166	A	La.-Lafayette	1 2
										171	H	UMKC	1 3
										184	A	Texas St.	0 4
										185	A	Austin Peay	0 3
										188	A	Arkansas St.	1 2
										203	H	Louisiana Tech	0 2
										232	H	Georgia St.	1 3
										235	H	Missouri St.	1 0
										237	H	Troy	0 1
										275	A	Murray St.	0 1
										277	A	La.-Monroe	1 0
										305	H	Southern U.	6 1
										325	H	Ark.-Pine Bluff	4 0
<hr/>													
LAST 10 GAMES													
				115	N	Western Ky.	1 2	166	A	La.-Lafayette	1 2		
				184	A	Texas St.	0 4	237	H	Troy	0 1		
				115	H	Western Ky.	0 1	105	H	South Ala.	0 1		
				232	H	Georgia St.	1 3	188	A	Arkansas St.	1 2		
				277	A	La.-Monroe	1 0	34	A	Ole Miss	0 3		

Non-Div. I Games:

UALR

Average RPI Win: 270		WON-LOST RECORD	WINNING PCT. RANK		LAST 10 GAMES	STRENGTH OF SCHEDULE		OPP. STRENGTH OF SCHEDULE		TEAM RPI	ADJ RPI		CONF. RPI	ADJ CONF. RPI
Average RPI Loss: 189														
DIV. I ONLY		3-12-5	.275	289	1-6-3	243	289	284	.40631	285	26	26		
DIV. I NON-CONF.		2-7-3	.29167	261	0-1-1	206	289	272	.41401	273	22	22		
TOTALS		RPI 1-25	RPI 26-50		W-L RECORDS		RPI 51-100		RPI 101-150		RPI 150+			
3-12-5	0-0-0	0-1-0		OVERALL		0-1-0		0-0-1		3-10-4				
1-8-2	0-0-0	0-1-0		HOME		0-0-0		0-0-1		1-7-1				
2-3-3	0-0-0	0-0-0		AWAY		0-1-0		0-0-0		2-2-3				
0-1-0	0-0-0	0-0-0		NEUTRAL		0-0-0		0-0-0		0-1-0				
2-7-3	0-0-0	0-1-0		NON-CONFERENCE		0-0-0		0-0-1		2-6-2				
0-6-2	0-0-0	0-1-0		HOME		0-0-0		0-0-1		0-5-1				
2-1-1	0-0-0	0-0-		AWAY		0-0-0		0-0-0		2-1-1				
0-0-0	0-0-0	0-0-0		NEUTRAL		0-0-0		0-0-0		0-0-0				
1-5-2	0-0-0	0-0-0		CONFERENCE		0-1-0		0-0-0		1-4-2				
1-2-0	0-0-0	0-0-0		HOME		0-0-0		0-0-0		1-2-0				
0-2-2	0-0-0	0-0-0		AWAY		0-1-0		0-0-0		0-1-2				
0-1-0	0-0-0	0-0-0		NEUTRAL		0-0-0		0-0-0		0-1-0				
RPI S	Opponent	Score	RPI S	Opponent	Score	RPI S	Opponent	Score	RPI S	Opponent	Score			
			37 H	Iowa	0 1		66 A	Illinois St.	0 3	132 H	Iowa St.	1 1		
										176 H	SIU Edwardsville	1 4		
										183 H	Indiana St.	0 1		
										183 N	Indiana St.	0 4		
										187 H	Southeast Mo. St.	1 2		
										193 A	UC Davis	2 3		
										194 H	South Dakota St.	0 1		
										217 A	Evansville	0 1		
										223 A	Loyola Chicago	1 1		
										223 H	Loyola Chicago	1 0		
										235 A	Missouri St.	0 0		
										247 H	Wyoming	2 5		
										248 H	Green Bay	1 1		
										265 A	Pacific	1 1		
										266 H	Western Ill.	0 1		
										289 A	South Dakota	3 2		
										298 A	Eastern Ill.	3 0		
										319 H	UNI	0 1		
LAST 10 GAMES														
			183 N	Indiana St.	0 4		235 A	Missouri St.	0 0					
			223 A	Loyola Chicago	1 1		319 H	UNI	0 1					
			183 H	Indiana St.	0 1		266 H	Western Ill.	0 1					
			66 A	Illinois St.	0 3		132 H	Iowa St.	1 1					
			223 H	Loyola Chicago	1 0		217 A	Evansville	0 1					

Non-Div. I Games:

Drake

Average RPI Win:	251	WON-LOST	WINNING	LAST 10	STRENGTH OF	OPP. STRENGTH	TEAM	ADJ	CONF.	ADJ CONF.			
Average RPI Loss:	202	RECORD	PCT. RANK	GAMES	SCHEDULE	OF SCHEDULE	RPI	RPI	RPI	RPI			
DIV. I ONLY	5-13-2	.3	279	1-8-1	273	294	287	.40597	286	30	30		
DIV. I NON-CONF.	3-4-1	.4375	198	0-0-0	149	256	184	.47608	183	29	29		
<hr/>													
TOTALS	RPI 1-25	RPI 26-50		W-L RECORDS		RPI 51-100		RPI 101-150		RPI 150+			
5-13-2	0-0-0	0-0-0		OVERALL		0-4-0		0-0-0		5-9-2			
3-7-0	0-0-0	0-0-0		HOME		0-2-0		0-0-0		3-5-0			
1-5-2	0-0-0	0-0-0		AWAY		0-1-0		0-0-0		1-4-2			
1-1-0	0-0-0	0-0-0		NEUTRAL		0-1-0		0-0-0		1-0-0			
<hr/>													
3-4-1	0-0-0	0-0-0		NON-CONFERENCE		0-2-0		0-0-0		3-2-1			
1-3-0	0-0-0	0-0-0		HOME		0-1-0		0-0-0		1-2-0			
1-0-1	0-0-0	0-0-		AWAY		0-0-0		0-0-0		1-0-1			
1-1-0	0-0-0	0-0-0		NEUTRAL		0-1-0		0-0-0		1-0-0			
<hr/>													
2-9-1	0-0-0	0-0-0		CONFERENCE		0-2-0		0-0-0		2-7-1			
2-4-0	0-0-0	0-0-0		HOME		0-1-0		0-0-0		2-3-0			
0-5-1	0-0-0	0-0-0		AWAY		0-1-0		0-0-0		0-4-1			
0-0-0	0-0-0	0-0-0		NEUTRAL		0-0-0		0-0-0		0-0-0			
<hr/>													
RPI	S	Opponent	Score	RPI	S	Opponent	Score	RPI	S	Opponent	Score		
				51 H Stephen F. Austin				0	2	162 A Northern Colo.		0	0
				75 A Seattle				0	3	171 A UMKC		0	3
				75 H Seattle				1	2	171 H UMKC		2	1
				88 N Portland St.				0	7	213 H New Mexico		0	1
								218 H UC Riverside		1	2		
								234 A Utah Valley		2	2		
								234 H Utah Valley		1	2		
								239 N LIU Brooklyn		1	0		
								247 A Wyoming		1	0		
								296 A Idaho		2	3		
								296 H Idaho		0	1		
								297 A Bakersfield		1	2		
								297 H Bakersfield		2	1		
								303 H Neb. Omaha		3	1		
								307 A Grand Canyon		0	1		
								307 H Grand Canyon		1	2		
				<hr/>									
				LAST 10 GAMES									
297 H Bakersfield				2	1	234 A Utah Valley				2	2		
234 H Utah Valley				1	2	297 A Bakersfield				1	2		
296 H Idaho				0	1	307 H Grand Canyon				1	2		
75 H Seattle				1	2	75 A Seattle				0	3		
307 A Grand Canyon				0	1	296 A Idaho				2	3		

Non-Div. I Games:

New Mexico St.

Average RPI Win:	311	WON-LOST	WINNING	LAST 10	STRENGTH OF	OPP. STRENGTH	TEAM	ADJ	CONF.	ADJ CONF.		
Average RPI Loss:	207	RECORD	PCT. RANK	GAMES	SCHEDULE	OF SCHEDULE	RPI	RPI	RPI	RPI		
DIV. I ONLY		7-8-1	.46875	181	7-2-1	320	319	286	.40524	287	32	32
DIV. I NON-CONF.		1-6-0	.14286	303	1-0-0	209	220	296	.38298	296	32	32
<hr/>												
TOTALS	RPI 1-25	RPI 26-50		W-L RECORDS		RPI 51-100		RPI 101-150		RPI 150+		
7-8-1	0-0-0	0-0-0		OVERALL		0-0-0		0-1-0		7-7-1		
5-1-1	0-0-0	0-0-0		HOME		0-0-0		0-1-0		5-0-1		
1-6-0	0-0-0	0-0-0		AWAY		0-0-0		0-0-0		1-5-0		
1-1-0	0-0-0	0-0-0		NEUTRAL		0-0-0		0-0-0		1-1-0		
<hr/>												
1-6-0	0-0-0	0-0-0		NON-CONFERENCE		0-0-0		0-1-0		1-5-0		
1-1-0	0-0-0	0-0-0		HOME		0-0-0		0-1-0		1-0-0		
0-5-0	0-0-0	0-0-		AWAY		0-0-0		0-0-0		0-5-0		
0-0-0	0-0-0	0-0-0		NEUTRAL		0-0-0		0-0-0		0-0-0		
<hr/>												
6-2-1	0-0-0	0-0-0		CONFERENCE		0-0-0		0-0-0		6-2-1		
4-0-1	0-0-0	0-0-0		HOME		0-0-0		0-0-0		4-0-1		
1-1-0	0-0-0	0-0-0		AWAY		0-0-0		0-0-0		1-1-0		
1-1-0	0-0-0	0-0-0		NEUTRAL		0-0-0		0-0-0		1-1-0		
<hr/>												
RPI	S	Opponent	Score	RPI	S	Opponent	Score	RPI	S	Opponent	Score	
										</		

Non-Div. I Games: Incarnate Word 1 3

Prairie View





Average RPI Win:	275	WON-LOST RECORD	WINNING PCT. RANK	LAST 10 GAMES	STRENGTH OF SCHEDULE	OPP. STRENGTH OF SCHEDULE	TEAM RPI	ADJ RPI	CONF. RPI	ADJ CONF. RPI	
Average RPI Loss:	190										
DIV. I ONLY	4-8-4	.375	241	2-6-2	311	276	288	.40295	289	24	24
DIV. I NON-CONF.	3-3-3	.5	146	1-1-1	321	255	282	.40609	284	26	26
<hr/>											
TOTALS	RPI 1-25	RPI 26-50		W-L RECORDS		RPI 51-100		RPI 101-150		RPI 150+	
4-8-4	0-1-0	0-0-0		OVERALL		0-0-0		0-2-0		4-5-4	
2-3-2	0-1-0	0-0-0		HOME		0-0-0		0-1-0		2-1-2	
1-5-1	0-0-0	0-0-0		AWAY		0-0-0		0-1-0		1-4-1	
1-0-1	0-0-0	0-0-0		NEUTRAL		0-0-0		0-0-0		1-0-1	
<hr/>											
3-3-3	0-0-0	0-0-0		NON-CONFERENCE		0-0-0		0-2-0		3-1-3	
1-2-1	0-0-0	0-0-0		HOME		0-0-0		0-1-0		1-1-1	
1-1-1	0-0-0	0-0-		AWAY		0-0-0		0-1-0		1-0-1	
1-0-1	0-0-0	0-0-0		NEUTRAL		0-0-0		0-0-0		1-0-1	
<hr/>											
1-5-1	0-1-0	0-0-0		CONFERENCE		0-0-0		0-0-0		1-4-1	
1-1-1	0-1-0	0-0-0		HOME		0-0-0		0-0-0		1-0-1	
0-4-0	0-0-0	0-0-0		AWAY		0-0-0		0-0-0		0-4-0	
0-0-0	0-0-0	0-0-0		NEUTRAL		0-0-0		0-0-0		0-0-0	
<hr/>											
RPI S	Opponent	Score	RPI S	Opponent	Score	RPI S	Opponent	Score	RPI S	Opponent	Score
17 H	Denver	0 4							132 H	Iowa St.	1 3
									137 A	Creighton	0 4
									194 A	South Dakota St.	0 1
									222 A	IPFW	0 1
									223 H	Loyola Chicago	1 1
									229 A	North Dakota St.	0 1
									247 A	Wyoming	2 1
									260 H	IUPUI	1 1
									262 N	Nevada	0 0
									266 H	Western Ill.	3 0
									269 N	Northern Ill.	3 1
									285 H	Drake	2 3
									303 A	Neb. Omaha	0 2
									311 A	North Dakota	2 2
									319 H	UNI	3 0
<hr/>											
LAST 10 GAMES											

Non-Div. I Games: St. Mary (NE) 4 1 UC-Colo. Springs 3 0

South Dakota

Average RPI Win: 292		WON-LOST RECORD		WINNING PCT. RANK		LAST 10 GAMES		STRENGTH OF SCHEDULE		OPP. STRENGTH OF SCHEDULE		TEAM RPI		ADJ RPI		CONF. RPI		ADJ CONF. RPI	
DIV. I ONLY		5-13-1		.28947 283		1-8-1		277		287		291		.40249 290		27		27	
DIV. I NON-CONF.		4-7-0		.36364 238		0-2-0		245		269		264		.42422 263		25		25	
TOTALS		RPI 1-25		RPI 26-50		W-L RECORDS		RPI 51-100		RPI 101-150		RPI 150+							
5-13-1		0-0-0		0-1-0		OVERALL		0-1-0		0-1-0		5-10-1							
3-4-0		0-0-0		0-0-0		HOME		0-0-0		0-0-0		3-4-0							
2-9-1		0-0-0		0-1-0		AWAY		0-1-0		0-1-0		2-6-1							
0-0-0		0-0-0		0-0-0		NEUTRAL		0-0-0		0-0-0		0-0-0							
4-7-0		0-0-0		0-1-0		NON-CONFERENCE		0-1-0		0-0-0		4-5-0							
2-1-0		0-0-0		0-0-0		HOME		0-0-0		0-0-0		2-1-0							
2-6-0		0-0-0		0-0-		AWAY		0-1-0		0-0-0		2-4-0							
0-0-0		0-0-0		0-0-0		NEUTRAL		0-0-0		0-0-0		0-0-0							
1-6-1		0-0-0		0-0-0		CONFERENCE		0-0-0		0-1-0		1-5-1							
1-3-0		0-0-0		0-0-0		HOME		0-0-0		0-0-0		1-3-0							
0-3-1		0-0-0		0-0-0		AWAY		0-0-0		0-1-0		0-2-1							
0-0-0		0-0-0		0-0-0		NEUTRAL		0-0-0		0-0-0		0-0-0							
RPI	S	Opponent		Score		RPI	S	Opponent		Score		RPI	S	Opponent		Score			
						32	A	Rutgers	0	4		71	A	Brown	0	1			
														127	A	Saint Francis (PA)	0	5	
														155	H	Maine	0	1	
														164	A	Hartford	0	1	
														172	H	Wagner	3	4	
														189	A	Massachusetts	0	1	
														196	A	Fairleigh Dickinson	0	3	
														211	H	Central Conn. St.	1	2	
														219	A	Rider	1	3	
														239	A	LIU Brooklyn	2	3	
														252	A	Vermont	1	2	
														257	H	New Hampshire	2	0	
														272	H	Mt. St. Mary's	1	2	
														282	H	Rhode Island	3	1	
														283	A	Robert Morris	2	2	
														292	H	Sacred Heart	1	0	
														302	A	Holy Cross	1	0	
														326	A	Delaware St.	2	0	
LAST 10 GAMES																			
						211	H	Central Conn. St.	1	2	127	A	Saint Francis (PA)	0	5				
						239	A	LIU Brooklyn	2	3	283	A	Robert Morris	2	2				
						172	H	Wagner	3	4	292	H	Sacred Heart	1	0				
						272	H	Mt. St. Mary's	1	2	71	A	Brown	0	1				
						196	A	Fairleigh Dickinson	0	3	189	A	Massachusetts	0	1				

Non-Div. I Games:

Bryant

Average RPI Win: 288		WON-LOST	WINNING	LAST 10	STRENGTH OF		OPP. STRENGTH	TEAM	ADJ		CONF.	ADJ CONF.
Average RPI Loss: 212		RECORD	PCT. RANK	GAMES	SCHEDULE		OF SCHEDULE	RPI	RPI		RPI	RPI
DIV. I ONLY		6-12-2	.35	253	3-6-1		301	306	290		.40224	291
DIV. I NON-CONF.		3-5-0	.375	227	0-0-0		310	305	294		.38692	294
TOTALS		RPI 1-25	RPI 26-50		W-L RECORDS		RPI 51-100		RPI 101-150		RPI 150+	
6-12-2		0-0-0	0-0-0		OVERALL		0-1-0		0-2-1		6-9-1	
4-4-1		0-0-0	0-0-0		HOME		0-0-0		0-1-0		4-3-1	
1-8-0		0-0-0	0-0-0		AWAY		0-1-0		0-1-0		1-6-0	
1-0-1		0-0-0	0-0-0		NEUTRAL		0-0-0		0-0-1		1-0-0	
3-5-0		0-0-0	0-0-0		NON-CONFERENCE		0-0-0		0-1-0		3-4-0	
2-2-0		0-0-0	0-0-0		HOME		0-0-0		0-1-0		2-1-0	
1-3-0		0-0-0	0-0-		AWAY		0-0-0		0-0-0		1-3-0	
0-0-0		0-0-0	0-0-0		NEUTRAL		0-0-0		0-0-0		0-0-0	
3-7-2		0-0-0	0-0-0		CONFERENCE		0-1-0		0-1-1		3-5-1	
2-2-1		0-0-0	0-0-0		HOME		0-0-0		0-0-0		2-2-1	
0-5-0		0-0-0	0-0-0		AWAY		0-1-0		0-1-0		0-3-0	
1-0-1		0-0-0	0-0-0		NEUTRAL		0-0-0		0-0-1		1-0-0	
RPI S	Opponent	Score	RPI S	Opponent	Score	RPI S	Opponent	Score	RPI S	Opponent	Score	
						54	A Monmouth	0 6	145	A Fairfield	0 2	
									145	N Fairfield	0 0	
									146	H Columbia	2 3	
									172	A Wagner	1 2	
									212	H Fordham	2 1	
									219	H Rider	1 2	
									227	H Siena	1 3	
									230	H Binghamton	0 1	
									231	H Iona	1 1	
									243	A Marist	0 1	
									254	A Lafayette	1 2	
									268	A Quinnipiac	0 1	
									268	N Quinnipiac	1 0	
									282	A Rhode Island	1 3	
									301	A Niagara	1 2	
									302	A Holy Cross	1 0	
									304	H Canisius	2 1	
									318	H Saint Peter's	7 2	
									326	H Delaware St.	2 0	
LAST 10 GAMES												
						145	N Fairfield	0 0	318	H Saint Peter's	7 2	
						268	N Quinnipiac	1 0	145	A Fairfield	0 2	
						227	H Siena	1 3	304	H Canisius	2 1	
						268	A Quinnipiac	0 1	54	A Monmouth	0 6	
						219	H Rider	1 2	301	A Niagara	1 2	

Non-Div. I Games:

Manhattan

Average RPI Win:	242	WON-LOST	WINNING	LAST 10	STRENGTH OF	OPP. STRENGTH	TEAM	ADJ	CONF.	ADJ CONF.		
Average RPI Loss:	205	RECORD	PCT. RANK	GAMES	SCHEDULE	OF SCHEDULE	RPI	RPI	RPI	RPI		
DIV. I ONLY	5-12-1	.30556	275	2-7-1	292	264	292	.39938	292	27	27	
DIV. I NON-CONF.	3-7-0	.3	259	0-2-0	278	241	289	.39585	291	25	25	
<hr/>												
TOTALS	RPI 1-25	RPI 26-50		W-L RECORDS		RPI 51-100		RPI 101-150		RPI 150+		
5-12-1	0-0-0	0-0-0		OVERALL		0-1-0		1-2-0		4-9-1		
3-3-1	0-0-0	0-0-0		HOME		0-0-0		0-1-0		3-2-1		
2-8-0	0-0-0	0-0-0		AWAY		0-1-0		1-1-0		1-6-0		
0-1-0	0-0-0	0-0-0		NEUTRAL		0-0-0		0-0-0		0-1-0		
<hr/>												
3-7-0	0-0-0	0-0-0		NON-CONFERENCE		0-1-0		1-1-0		2-5-0		
1-2-0	0-0-0	0-0-0		HOME		0-0-0		0-1-0		1-1-0		
2-4-0	0-0-0	0-0-		AWAY		0-1-0		1-0-0		1-3-0		
0-1-0	0-0-0	0-0-0		NEUTRAL		0-0-0		0-0-0		0-1-0		
<hr/>												
2-5-1	0-0-0	0-0-0		CONFERENCE		0-0-0		0-1-0		2-4-1		
2-1-1	0-0-0	0-0-0		HOME		0-0-0		0-0-0		2-1-1		
0-4-0	0-0-0	0-0-0		AWAY		0-0-0		0-1-0		0-3-0		
0-0-0	0-0-0	0-0-0		NEUTRAL		0-0-0		0-0-0		0-0-0		
<hr/>												
RPI	S	Opponent	Score	RPI	S	Opponent	Score	RPI	S	Opponent	Score	
								71	A	Brown	0	2

Non-Div. I Games:

Sacred Heart

Average RPI Win: 315		WON-LOST RECORD		WINNING PCT. RANK		LAST 10 GAMES		STRENGTH OF SCHEDULE		OPP. STRENGTH OF SCHEDULE		TEAM RPI		ADJ RPI		CONF. RPI		ADJ CONF. RPI	
DIV. I ONLY		5-7-2		.42857	206	3-5-1		318		320		294		.39811	293	31		31	
DIV. I NON-CONF.		2-5-1		.3125	255	0-3-0		219		315		278		.41324	276	31		31	
TOTALS		RPI 1-25		RPI 26-50		W-L RECORDS		RPI 51-100		RPI 101-150		RPI 150+							
5-7-2		0-0-0		0-0-0		OVERALL		0-0-0		0-1-0		5-6-2							
4-4-0		0-0-0		0-0-0		HOME		0-0-0		0-0-0		4-4-0							
1-3-2		0-0-0		0-0-0		AWAY		0-0-0		0-1-0		1-2-2							
0-0-0		0-0-0		0-0-0		NEUTRAL		0-0-0		0-0-0		0-0-0							
2-5-1		0-0-0		0-0-0		NON-CONFERENCE		0-0-0		0-1-0		2-4-1							
2-3-0		0-0-0		0-0-0		HOME		0-0-0		0-0-0		2-3-0							
0-2-1		0-0-0		0-0-		AWAY		0-0-0		0-1-0		0-1-1							
0-0-0		0-0-0		0-0-0		NEUTRAL		0-0-0		0-0-0		0-0-0							
3-2-1		0-0-0		0-0-0		CONFERENCE		0-0-0		0-0-0		3-2-1							
2-1-0		0-0-0		0-0-0		HOME		0-0-0		0-0-0		2-1-0							
1-1-1		0-0-0		0-0-0		AWAY		0-0-0		0-0-0		1-1-1							
0-0-0		0-0-0		0-0-0		NEUTRAL		0-0-0		0-0-0		0-0-0							
RPI	S	Opponent		Score	RPI	S	Opponent		Score	RPI	S	Opponent		Score					
										127	A	UMBC		0 3					
										170	A	Longwood		0 0					
										172	H	Wagner		2 3					
										205	H	George Washington		1 3					
										210	H	American		0 1					
										267	A	NJIT		1 1					
										267	H	NJIT		0 1					
										283	H	Robert Morris		1 0					
										287	A	Prairie View		0 2					
										320	A	South Carolina St.		0 2					
										320	H	South Carolina St.		1 0					
										321	H	VMI		2 0					
										326	A	Delaware St.		1 0					
										326	H	Delaware St.		2 1					
LAST 10 GAMES																			
										267	A	NJIT		1 1					
										267	H	NJIT		0 1					
										326	A	Delaware St.		1 0					
										320	H	South Carolina St.		1 0					
										326	H	Delaware St.		2 1					
										320	A	South Carolina St.		0 2					
										205	H	George Washington		1 3					
										287	A	Prairie View		0 2					
										127	A	UMBC		0 3					
										283	H	Robert Morris		1 0					

Non-Div. I Games: Washington Adventist 10 0

Howard

Average RPI Win: 261		WON-LOST	WINNING	LAST 10	STRENGTH OF		OPP. STRENGTH	TEAM	ADJ	CONF.	ADJ CONF.
Average RPI Loss: 177		RECORD	PCT. RANK	GAMES	SCHEDULE		OF SCHEDULE	RPI	RPI	RPI	RPI
DIV. I ONLY		3-15-0	.16667	307	2-8-0		193	267	296	.39501	22
DIV. I NON-CONF.		2-7-0	.22222	285	1-0-0		169	266	275	.41396	23
TOTALS		RPI 1-25	RPI 26-50		W-L RECORDS		RPI 51-100		RPI 101-150		RPI 150+
3-15-0	0-1-0	0-0-0		OVERALL		0-3-0		0-0-0		3-11-0	
1-6-0	0-0-0	0-0-0		HOME		0-2-0		0-0-0		1-4-0	
2-7-0	0-1-0	0-0-0		AWAY		0-1-0		0-0-0		2-5-0	
0-2-0	0-0-0	0-0-0		NEUTRAL		0-0-0		0-0-0		0-2-0	
2-7-0	0-1-0	0-0-0		NON-CONFERENCE		0-1-0		0-0-0		2-5-0	
0-3-0	0-0-0	0-0-0		HOME		0-1-0		0-0-0		0-2-0	
2-2-0	0-1-0	0-0-		AWAY		0-0-0		0-0-0		2-1-0	
0-2-0	0-0-0	0-0-0		NEUTRAL		0-0-0		0-0-0		0-2-0	
1-8-0	0-0-0	0-0-0		CONFERENCE		0-2-0		0-0-0		1-6-0	
1-3-0	0-0-0	0-0-0		HOME		0-1-0		0-0-0		1-2-0	
0-5-0	0-0-0	0-0-0		AWAY		0-1-0		0-0-0		0-4-0	
0-0-0	0-0-0	0-0-0		NEUTRAL		0-0-0		0-0-0		0-0-0	
RPI S	Opponent	Score		RPI S	Opponent	Score		RPI S	Opponent	Score	
23 A	Washington St.	0	1					75 H	Seattle	0	2
								88 H	Portland St.	0	2
								93 A	Weber St.	0	3
								151 H	Northern Ariz.	0	2
								162 A	Northern Colo.	1	2
								176 N	SIU Edwardsville	1	2
								182 A	Idaho St.	0	1
								189 H	Fresno St.	2	3
								228 A	Gonzaga	0	3
								228 H	Gonzaga	0	1
								229 A	North Dakota St.	3	0
								240 H	Southern Utah	0	3
								253 A	Montana	0	1
								258 H	Sacramento St.	2	1
								262 N	Nevada	0	2
								296 A	Idaho	2	1
								311 A	North Dakota	1	3
LAST 10 GAMES											
				151 H	Northern Ariz.	0	2	258 H	Sacramento St.	2	1
				240 H	Southern Utah	0	3	88 H	Portland St.	0	2
				253 A	Montana	0	1	93 A	Weber St.	0	3
				311 A	North Dakota	1	3	182 A	Idaho St.	0	1
				162 A	Northern Colo.	1	2	229 A	North Dakota St.	3	0

Non-Div. I Games:

Eastern Wash.

Average RPI Win: 306		WON-LOST	WINNING	LAST 10	STRENGTH OF		OPP. STRENGTH	TEAM	ADJ	CONF.	ADJ CONF.				
Average RPI Loss: 167		RECORD	PCT. RANK	GAMES	SCHEDULE		OF SCHEDULE	RPI	RPI	RPI	RPI				
DIV. I ONLY		4-13-0	.23529	297	1-9-0		252	273	295	.3947	295	13	13		
DIV. I NON-CONF.		4-3-0	.57143	124	1-0-0		315	326	271	.41401	273	15	15		
<hr/>															
TOTALS		RPI 1-25		RPI 26-50		W-L RECORDS		RPI 51-100		RPI 101-150		RPI 150+			
4-13-0		0-0-0		0-1-0		OVERALL		0-3-0		0-3-0		4-6-0			
2-6-0		0-0-0		0-1-0		HOME		0-0-0		0-1-0		2-4-0			
1-7-0		0-0-0		0-0-0		AWAY		0-3-0		0-2-0		1-2-0			
1-0-0		0-0-0		0-0-0		NEUTRAL		0-0-0		0-0-0		1-0-0			
4-3-0		0-0-0		0-0-0		NON-CONFERENCE		0-0-0		0-0-0		4-3-0			
2-1-0		0-0-0		0-0-0		HOME		0-0-0		0-0-0		2-1-0			
1-2-0		0-0-0		0-0-		AWAY		0-0-0		0-0-0		1-2-0			
1-0-0		0-0-0		0-0-0		NEUTRAL		0-0-0		0-0-0		1-0-0			
0-10-0		0-0-0		0-1-0		CONFERENCE		0-3-0		0-3-0		0-3-0			
0-5-0		0-0-0		0-1-0		HOME		0-0-0		0-1-0		0-3-0			
0-5-0		0-0-0		0-0-0		AWAY		0-3-0		0-2-0		0-0-0			
0-0-0		0-0-0		0-0-0		NEUTRAL		0-0-0		0-0-0		0-0-0			
RPI	S	Opponent	Score	RPI	S	Opponent	Score	RPI	S	Opponent	Score	RPI	S	Opponent	Score
				46	H	Furman	0 9	74	A	Elon	0 3	144	A	Wofford	1 5
								85	A	Samford	1 7	149	H	Western Caro.	0 1
								96	A	UNC Greensboro	0 5	150	A	Appalachian St.	0 5
												178	H	Davidson	2 3
												185	H	Austin Peay	0 4
												236	H	Ga. Southern	1 2
												246	H	Citadel	1 3
												276	H	UNC Asheville	2 1
												280	A	Alabama St.	2 3
												306	A	Gardner-Webb	0 3
												314	H	Francis Marion	3 2
												315	A	Tennessee Tech	2 1
												320	N	South Carolina St.	5 1
<hr/>															
LAST 10 GAMES															
				85	A	Samford	1 7	149	H	Western Caro.	0 1				
				96	A	UNC Greensboro	0 5	150	A	Appalachian St.	0 5				
				74	A	Elon	0 3	144	A	Wofford	1 5				
				246	H	Citadel	1 3	46	H	Furman	0 9				
				314	H	Francis Marion	3 2	236	H	Ga. Southern	1 2				

Non-Div. I Games: Tenn. Temple 5 0

Chattanooga

Average RPI Win: 278		WON-LOST RECORD	WINNING PCT. RANK		LAST 10 GAMES	STRENGTH OF SCHEDULE	OPP. STRENGTH OF SCHEDULE	TEAM RPI	ADJ RPI		CONF. RPI	ADJ CONF. RPI					
Average RPI Loss: 176																	
DIV. I ONLY		4-16-0	.2	304	2-8-0	223	269	297	.3938	296	30	30					
DIV. I NON-CONF.		0-7-0	0	318	0-0-0	184	161	308	.36159	307	29	29					
<hr/>																	
TOTALS		RPI 1-25		RPI 26-50		W-L RECORDS		RPI 51-100		RPI 101-150		RPI 150+					
4-16-0		0-1-0		0-0-0		OVERALL		0-4-0		0-1-0		4-10-0					
2-6-0		0-0-0		0-0-0		HOME		0-1-0		0-0-0		2-5-0					
2-9-0		0-1-0		0-0-0		AWAY		0-2-0		0-1-0		2-5-0					
0-1-0		0-0-0		0-0-0		NEUTRAL		0-1-0		0-0-0		0-0-0					
0-7-0		0-1-0		0-0-0		NON-CONFERENCE		0-1-0		0-1-0		0-4-0					
0-2-0		0-0-0		0-0-0		HOME		0-0-0		0-0-0		0-2-0					
0-5-0		0-1-0		0-0-		AWAY		0-1-0		0-1-0		0-2-0					
0-0-0		0-0-0		0-0-0		NEUTRAL		0-0-0		0-0-0		0-0-0					
4-9-0		0-0-0		0-0-0		CONFERENCE		0-3-0		0-0-0		4-6-0					
2-4-0		0-0-0		0-0-0		HOME		0-1-0		0-0-0		2-3-0					
2-4-0		0-0-0		0-0-0		AWAY		0-1-0		0-0-0		2-3-0					
0-1-0		0-0-0		0-0-0		NEUTRAL		0-1-0		0-0-0		0-0-0					
RPI	S	Opponent		Score		RPI	S	Opponent		Score		RPI	S	Opponent		Score	
23	A	Washington St.		0 5								137	A	Creighton		1 6	
												159	H	UNLV		0 1	
												171	A	UMKC		0 2	
												171	H	UMKC		1 2	
												182	A	Idaho St.		0 2	
												229	A	North Dakota St.		2 3	
												234	A	Utah Valley		1 0	
												234	H	Utah Valley		2 3	
												286	A	New Mexico St.		1 0	
												286	H	New Mexico St.		3 2	
												294	H	Eastern Wash.		1 2	
												297	A	Bakersfield		0 1	
												297	H	Bakersfield		0 1	
												307	A	Grand Canyon		0 2	
												307	H	Grand Canyon		3 1	
<hr/>																	
LAST 10 GAMES																	
		75 N Seattle		1 6				234 H Utah Valley		2 3							
		75 H Seattle		1 3				297 H Bakersfield		0 1							
		75 A Seattle		0 3				307 A Grand Canyon		0 2							
		286 A New Mexico St.		1 0				297 A Bakersfield		0 1							
		171 A UMKC		0 2				234 A Utah Valley		1 0							

Non-Div. I Games:

Idaho



Average RPI Win: 280		WON-LOST	WINNING	LAST 10	STRENGTH OF		OPP. STRENGTH	TEAM	ADJ	CONF.	ADJ CONF.												
Average RPI Loss: 184		RECORD	PCT. RANK	GAMES	SCHEDULE		OF SCHEDULE	RPI	RPI	RPI	RPI												
DIV. I ONLY		4-14-1	.23684	294	3-6-1		256	298	298	.39378	297	30	30										
DIV. I NON-CONF.		1-6-0	.14286	303	0-0-0		143	258	286	.40173	285	29	29										
<hr/>																							
TOTALS		RPI 1-25		RPI 26-50		W-L RECORDS		RPI 51-100		RPI 101-150		RPI 150+											
4-14-1		0-0-0		0-0-0		OVERALL		0-3-0		0-1-0		4-10-1											
3-8-0		0-0-0		0-0-0		HOME		0-1-0		0-1-0		3-6-0											
1-6-1		0-0-0		0-0-0		AWAY		0-2-0		0-0-0		1-4-1											
0-0-0		0-0-0		0-0-0		NEUTRAL		0-0-0		0-0-0		0-0-0											
1-6-0		0-0-0		0-0-0		NON-CONFERENCE		0-1-0		0-1-0		1-4-0											
1-4-0		0-0-0		0-0-0		HOME		0-0-0		0-1-0		1-3-0											
0-2-0		0-0-0		0-0-		AWAY		0-1-0		0-0-0		0-1-0											
0-0-0		0-0-0		0-0-0		NEUTRAL		0-0-0		0-0-0		0-0-0											
3-8-1		0-0-0		0-0-0		CONFERENCE		0-2-0		0-0-0		3-6-1											
2-4-0		0-0-0		0-0-0		HOME		0-1-0		0-0-0		2-3-0											
1-4-1		0-0-0		0-0-0		AWAY		0-1-0		0-0-0		1-3-1											
0-0-0		0-0-0		0-0-0		NEUTRAL		0-0-0		0-0-0		0-0-0											
RPI	S	Opponent	Score	RPI	S	Opponent	Score	RPI	S	Opponent	Score	RPI	S	Opponent	Score								
								75	A	Seattle	1	2		121	H	Cal Poly	2	5					
								75	H	Seattle	0	2		151	H	Northern Ariz.	0	1					
								88	A	Portland St.	0	4		171	A	UMKC	0	1					
														171	H	UMKC	0	3					
														181	A	UC Santa Barbara	0	3					
														218	H	UC Riverside	0	2					
														234	A	Utah Valley	0	2					
														234	H	Utah Valley	0	2					
														240	H	Southern Utah	4	1					
														258	H	Sacramento St.	1	3					
														286	A	New Mexico St.	1	2					
														286	H	New Mexico St.	2	1					
														296	A	Idaho	1	0					
														296	H	Idaho	1	0					
														307	A	Grand Canyon	1	1					
														307	H	Grand Canyon	0	1					
<hr/>																							
LAST 10 GAMES																							
														286	A	New Mexico St.	1	2	171	H	UMKC	0	3
														171	A	UMKC	0	1	286	H	New Mexico St.	2	1
														307	H	Grand Canyon	0	1	296	H	Idaho	1	0
														75	A	Seattle	1	2	75	H	Seattle	0	2
														296	A	Idaho	1	0	307	A	Grand Canyon	1	1

Non-Div. I Games:

Bakersfield

Average RPI Win:	261	WON-LOST RECORD	WINNING PCT. RANK	LAST 10 GAMES	STRENGTH OF SCHEDULE	OPP. STRENGTH OF SCHEDULE	TEAM RPI	ADJ RPI	CONF. RPI	ADJ CONF. RPI		
Average RPI Loss:	205	6-14-0	.3	279	5-5-0	289	292	293	.39362	298	28	28
DIV. I ONLY		0-9-0	0	318	0-0-0	303	261	326	.29825	326	28	28
DIV. I NON-CONF.												
<hr/>												
TOTALS	RPI 1-25	RPI 26-50		W-L RECORDS		RPI 51-100		RPI 101-150		RPI 150+		
6-14-0	0-0-0	0-0-0		OVERALL		0-1-0		0-0-0		6-13-0		
4-4-0	0-0-0	0-0-0		HOME		0-0-0		0-0-0		4-4-0		
2-8-0	0-0-0	0-0-0		AWAY		0-1-0		0-0-0		2-7-0		
0-2-0	0-0-0	0-0-0		NEUTRAL		0-0-0		0-0-0		0-2-0		
0-9-0	0-0-0	0-0-0		NON-CONFERENCE		0-1-0		0-0-0		0-8-0		
0-3-0	0-0-0	0-0-0		HOME		0-0-0		0-0-0		0-3-0		
0-5-0	0-0-0	0-0-		AWAY		0-1-0		0-0-0		0-4-0		
0-1-0	0-0-0	0-0-0		NEUTRAL		0-0-0		0-0-0		0-1-0		
6-5-0	0-0-0	0-0-0		CONFERENCE		0-0-0		0-0-0		6-5-0		
4-1-0	0-0-0	0-0-0		HOME		0-0-0		0-0-0		4-1-0		
2-3-0	0-0-0	0-0-0		AWAY		0-0-0		0-0-0		2-3-0		
0-1-0	0-0-0	0-0-0		NEUTRAL		0-0-0		0-0-0		0-1-0		
RPI	S	Opponent	Score	RPI	S	Opponent	Score	RPI	S	Opponent	Score	
						99 A	Missouri	0	3	153 A	UT Martin	0 2
										156 H	Oakland	1 5
										176 H	SIU Edwardsville	1 2
										176 N	SIU Edwardsville	1 2
										180 H	Morehead St.	1 0
										185 A	Austin Peay	0 3
										187 A	Southeast Mo. St.	0 4
										198 A	Valparaiso	1 2
										199 A	Ball St.	0 3
										223 H	Loyola Chicago	0 3
										225 A	Belmont	1 0
										248 A	Green Bay	0 2
										264 H	Eastern Ky.	1 0
										269 A	Northern Ill.	0 3
										275 A	Murray St.	2 1
										285 H	Drake	0 3
										308 H	Jacksonville St.	2 1
										315 H	Tennessee Tech	4 2
										319 N	UNI	0 2
<hr/>												
LAST 10 GAMES												
						176 N	SIU Edwardsville	1	2	275 A	Murray St.	2 1
						176 H	SIU Edwardsville	1	2	185 A	Austin Peay	0 3
						187 A	Southeast Mo. St.	0	4	264 H	Eastern Ky.	1 0
						153 A	UT Martin	0	2	180 H	Morehead St.	1 0
						308 H	Jacksonville St.	2	1	315 H	Tennessee Tech	4 2

Non-Div. I Games:

Eastern Ill.

Average RPI Win:	262	WON-LOST RECORD	WINNING PCT. RANK	LAST 10 GAMES	STRENGTH OF SCHEDULE	OPP. STRENGTH OF SCHEDULE	TEAM RPI	ADJ RPI	CONF. RPI	ADJ CONF. RPI	
Average RPI Loss:	184										
DIV. I ONLY	1-13-3	.14706	312	1-8-1	176	262	299	.39313	299	23	23
DIV. I NON-CONF.	0-4-3	.21429	289	0-0-1	66	283	230	.4453	232	18	17
<hr/>											
TOTALS	RPI 1-25	RPI 26-50		W-L RECORDS	RPI 51-100		RPI 101-150		RPI 150+		
1-13-3	0-0-0	0-1-0		OVERALL	0-1-0		0-3-0		1-8-3		
0-6-0	0-0-0	0-0-0		HOME	0-0-0		0-2-0		0-4-0		
1-7-2	0-0-0	0-0-0		AWAY	0-0-0		0-0-0		1-0-0		
0-0-1	0-0-0	0-0-0		NEUTRAL	0-0-0		0-0-0		0-0-1		
<hr/>											
0-4-3	0-0-0	0-1-0		NON-CONFERENCE	0-0-0		0-1-0		0-2-3		
0-1-0	0-0-0	0-0-0		HOME	0-0-0		0-0-0		0-1-0		
0-3-2	0-0-0	0-0-		AWAY	0-0-0		0-1-0		0-1-2		
0-0-1	0-0-0	0-0-0		NEUTRAL	0-0-0		0-0-0		0-0-1		
<hr/>											
1-9-0	0-0-0	0-0-0		CONFERENCE	0-1-0		0-2-0		1-6-0		
0-5-0	0-0-0	0-0-0		HOME	0-0-0		0-2-0		0-3-0		
1-4-0	0-0-0	0-0-0		AWAY	0-1-0		0-0-0		1-3-0		
0-0-0	0-0-0	0-0-0		NEUTRAL	0-0-0		0-0-0		0-0-0		
<hr/>											
RPI S	Opponent	Score	RPI S	Opponent	Score	RPI S	Opponent	Score	RPI S	Opponent	Score
			29 A	Texas Tech	0 6	80 A	San Diego St.	0 3	106 H	Boise St.	0 3
									120 A	SMU	0 4
									125 H	Utah St.	0 3
									151 A	Northern Ariz.	1 1
									159 A	UNLV	0 1
									162 A	Northern Colo.	2 2
									176 N	SIU Edwardsville	0 0
									189 A	Fresno St.	0 3
									213 H	New Mexico	0 3
									229 A	North Dakota St.	0 1
									247 H	Wyoming	0 3
									262 A	Nevada	1 0
									288 H	Air Force	1 2
									300 A	San Jose St.	0 1
									307 H	Grand Canyon	0 1
<hr/>											
LAST 10 GAMES											
	162 A	Northern Colo.	2	2	159 A	UNLV	0	1			
	300 A	San Jose St.	0	1	262 A	Nevada	1	0			
	189 A	Fresno St.	0	3	213 H	New Mexico	0	3			
	106 H	Boise St.	0	3	80 A	San Diego St.	0	3			
	125 H	Utah St.	0	3	247 H	Wyoming	0	3			

Non-Div. I Games:

Colorado St.

Average RPI Win:		241	WON-LOST RECORD		WINNING PCT. RANK		LAST 10 GAMES		STRENGTH OF SCHEDULE		OPP. STRENGTH OF SCHEDULE		TEAM RPI		ADJ RPI		CONF. RPI		ADJ CONF. RPI				
Average RPI Loss:		164																					
DIV. I ONLY			3-14-1		.19444 305		2-7-1		258		200		302		.39083 300		23		23				
DIV. I NON-CONF.			1-7-0		.125 305		0-0-0		207		196		297		.38202 297		18		17				
TOTALS		RPI 1-25		RPI 26-50		W-L RECORDS		RPI 51-100		RPI 101-150		RPI 150+											
3-14-1		0-0-0		0-1-0		OVERALL		0-2-0		0-3-0		3-8-1											
3-4-0		0-0-0		0-0-0		HOME		0-0-0		0-1-0		3-3-0											
0-9-1		0-0-0		0-1-0		AWAY		0-2-0		0-2-0		0-4-1											
0-1-0		0-0-0		0-0-0		NEUTRAL		0-0-0		0-0-0		0-1-0											
1-7-0		0-0-0		0-1-0		NON-CONFERENCE		0-1-0		0-1-0		1-4-0											
1-1-0		0-0-0		0-0-0		HOME		0-0-0		0-0-0		1-1-0											
0-5-0		0-0-0		0-0-		AWAY		0-1-0		0-1-0		0-2-0											
0-1-0		0-0-0		0-0-0		NEUTRAL		0-0-0		0-0-0		0-1-0											
2-7-1		0-0-0		0-0-0		CONFERENCE		0-1-0		0-2-0		2-4-1											
2-3-0		0-0-0		0-0-0		HOME		0-0-0		0-1-0		2-2-0											
0-4-1		0-0-0		0-0-0		AWAY		0-1-0		0-1-0		0-2-1											
0-0-0		0-0-0		0-0-0		NEUTRAL		0-0-0		0-0-0		0-0-0											
RPI	S	Opponent		Score		RPI	S	Opponent		Score		RPI	S	Opponent		Score							
39	A	California		0 3		80	A	San Diego St.		0 2		106	A	Boise St.		0 3							
						91	A	San Diego		1 5		121	A	Cal Poly		0 3							
												125	H	Utah St.		0 2							
												159	H	UNLV		1 0							
												168	A	San Francisco		1 2							
												181	H	UC Santa Barbara		0 2							
												189	H	Fresno St.		0 1							
												213	A	New Mexico		1 2							
												218	N	UC Riverside		1 2							
												247	A	Wyoming		0 1							
												258	A	Sacramento St.		0 1							
												262	H	Nevada		1 2							
												265	H	Pacific		3 2							
												288	A	Air Force		0 0							
												299	H	Colorado St.		1 0							
LAST 10 GAMES																							
189 H Fresno St.						0 1						106 A Boise St.						0 3					
299 H Colorado St.						1 0						262 H Nevada						1 2					
247 A Wyoming						0 1						159 H UNLV						1 0					
288 A Air Force						0 0						80 A San Diego St.						0 2					
125 H Utah St.						0 2						213 A New Mexico						1 2					

**Non-Div. I Games:**

San Jose St.

Average RPI Win:	291	WON-LOST RECORD	WINNING PCT. RANK	LAST 10 GAMES	STRENGTH OF SCHEDULE	OPP. STRENGTH OF SCHEDULE	TEAM RPI	ADJ RPI	CONF. RPI	ADJ CONF. RPI	
Average RPI Loss:	204										
DIV. I ONLY	4-13-2	.26316	290	3-5-2	281	302	301	.38929	301	29	29
DIV. I NON-CONF.	1-7-0	.125	305	0-0-0	256	270	313	.35615	311	30	30
TOTALS	RPI 1-25	RPI 26-50		W-L RECORDS	RPI 51-100		RPI 101-150		RPI 150+		
4-13-2	0-0-0	0-0-0		OVERALL	0-2-0		0-2-0		4-9-2		
2-6-0	0-0-0	0-0-0		HOME	0-1-0		0-0-0		2-5-0		
2-5-2	0-0-0	0-0-0		AWAY	0-1-0		0-1-0		2-3-2		
0-2-0	0-0-0	0-0-0		NEUTRAL	0-0-0		0-1-0		0-1-0		
1-7-0	0-0-0	0-0-0		NON-CONFERENCE	0-1-0		0-1-0		1-5-0		
0-3-0	0-0-0	0-0-0		HOME	0-0-0		0-0-0		0-3-0		
1-3-0	0-0-0	0-0-		AWAY	0-1-0		0-0-0		1-2-0		
0-1-0	0-0-0	0-0-0		NEUTRAL	0-0-0		0-1-0		0-0-0		
3-6-2	0-0-0	0-0-0		CONFERENCE	0-1-0		0-1-0		3-4-2		
2-3-0	0-0-0	0-0-0		HOME	0-1-0		0-0-0		2-2-0		
1-2-2	0-0-0	0-0-0		AWAY	0-0-0		0-1-0		1-1-2		
0-1-0	0-0-0	0-0-0		NEUTRAL	0-0-0		0-0-0		0-1-0		
RPI S	Opponent	Score	RPI S	Opponent	Score	RPI S	Opponent	Score	RPI S	Opponent	Score
						53 A	South Fla.	0 3	117 N	Jacksonville	2 3
						54 H	Monmouth	0 1	145 A	Fairfield	0 4
									215 H	Ohio	1 2
									219 A	Rider	1 1
									227 H	Siena	0 1
									230 A	Binghamton	1 3
									231 H	Iona	1 2
									241 H	Duquesne	0 1
									243 A	Marist	0 1
									250 A	Buffalo	2 1
									268 A	Quinnipiac	1 1
									283 A	Robert Morris	1 2
									291 H	Manhattan	2 1
									304 H	Canisius	1 0
									304 N	Canisius	0 1
									312 H	Youngstown St.	1 2
									318 A	Saint Peter's	2 1
LAST 10 GAMES											
						304 N	Canisius	0 1	227 H	Siena	0 1
						231 H	Iona	1 2	318 A	Saint Peter's	2 1
						219 A	Rider	1 1	304 H	Canisius	1 0
						145 A	Fairfield	0 4	291 H	Manhattan	2 1
						268 A	Quinnipiac	1 1	243 A	Marist	0 1

Non-Div. I Games:

Niagara

Average RPI Win:	262	WON-LOST RECORD	WINNING PCT. RANK	LAST 10 GAMES	STRENGTH OF SCHEDULE	OPP. STRENGTH OF SCHEDULE	TEAM RPI	ADJ RPI	CONF. RPI	ADJ CONF. RPI	
Average RPI Loss:	174										
DIV. I ONLY	2-12-4	.22222	299	1-7-2	261	255	300	.38822	302	16	16
DIV. I NON-CONF.	0-5-4	.22222	285	0-0-2	269	311	299	.37008	301	14	14
<hr/>											
TOTALS	RPI 1-25	RPI 26-50		W-L RECORDS	RPI 51-100		RPI 101-150		RPI 150+		
2-12-4	0-0-0	0-1-0		OVERALL	0-1-0		0-2-0		2-8-4		
1-5-2	0-0-0	0-0-0		HOME	0-1-0		0-0-0		1-4-2		
1-6-1	0-0-0	0-1-0		AWAY	0-0-0		0-2-0		1-3-1		
0-1-1	0-0-0	0-0-0		NEUTRAL	0-0-0		0-0-0		0-1-1		
<hr/>											
0-5-4	0-0-0	0-0-0		NON-CONFERENCE	0-0-0		0-1-0		0-4-4		
0-2-2	0-0-0	0-0-0		HOME	0-0-0		0-0-0		0-2-2		
0-2-1	0-0-0	0-0-		AWAY	0-0-0		0-1-0		0-1-1		
0-1-1	0-0-0	0-0-0		NEUTRAL	0-0-0		0-0-0		0-1-1		
<hr/>											
2-7-0	0-0-0	0-1-0		CONFERENCE	0-1-0		0-1-0		2-4-0		
1-3-0	0-0-0	0-0-0		HOME	0-1-0		0-0-0		1-2-0		
1-4-0	0-0-0	0-1-0		AWAY	0-0-0		0-1-0		1-2-0		
0-0-0	0-0-0	0-0-0		NEUTRAL	0-0-0		0-0-0		0-0-0		
<hr/>											
RPI S	Opponent	Score	RPI S	Opponent	Score	RPI S	Opponent	Score	RPI S	Opponent	Score
			30 A	Boston U.	0 3	72 H	Navy	0 2	110 A	Colgate	0 1
									145 A	Fairfield	1 2
									155 N	Maine	0 1
									164 N	Hartford	0 0
									172 A	Wagner	0 2
									186 H	Army	1 2
									206 A	Bucknell	0 2
									210 H	American	0 1
									221 A	Lehigh	0 1
									254 H	Lafayette	3 1
									257 H	New Hampshire	0 0
									268 A	Quinnipiac	0 0
									270 A	Loyola Maryland	1 0
									290 H	Bryant	0 1
									291 H	Manhattan	0 1
									317 H	UMass Lowell	0 0
			LAST 10 GAMES								
			221 A	Lehigh	0 1	110 A	Colgate	0 1			
			206 A	Bucknell	0 2	254 H	Lafayette	3 1			
			186 H	Army	1 2	30 A	Boston U.	0 3			
			72 H	Navy	0 2	210 H	American	0 1			
			317 H	UMass Lowell	0 0	257 H	New Hampshire	0 0			

Non-Div. I Games:

Holy Cross

Average RPI Win:	306	WON-LOST RECORD	WINNING PCT. RANK	LAST 10 GAMES	STRENGTH OF SCHEDULE	OPP. STRENGTH OF SCHEDULE	TEAM RPI	ADJ RPI	CONF. RPI	ADJ CONF. RPI		
DIV. I ONLY		3-11-2	.25	292	1-7-2	286	288	305	.38782	303	24	24
DIV. I NON-CONF.		2-5-2	.33333	245	0-1-2	302	267	295	.38682	295	26	26
<hr/>												
TOTALS	RPI 1-25	RPI 26-50		W-L RECORDS		RPI 51-100		RPI 101-150		RPI 150+		
3-11-2	0-1-0	0-0-0		OVERALL		0-1-0		0-1-0		3-8-2		
2-5-2	0-1-0	0-0-0		HOME		0-0-0		0-0-0		2-4-2		
1-6-0	0-0-0	0-0-0		AWAY		0-1-0		0-1-0		1-4-0		
0-0-0	0-0-0	0-0-0		NEUTRAL		0-0-0		0-0-0		0-0-0		
<hr/>												
2-5-2	0-0-0	0-0-0		NON-CONFERENCE		0-1-0		0-1-0		2-3-2		
1-2-2	0-0-0	0-0-0		HOME		0-0-0		0-0-0		1-2-2		
1-3-0	0-0-0	0-0-		AWAY		0-1-0		0-1-0		1-1-0		
0-0-0	0-0-0	0-0-0		NEUTRAL		0-0-0		0-0-0		0-0-0		
<hr/>												
1-6-0	0-1-0	0-0-0		CONFERENCE		0-0-0		0-0-0		1-5-0		
1-3-0	0-1-0	0-0-0		HOME		0-0-0		0-0-0		1-2-0		
0-3-0	0-0-0	0-0-0		AWAY		0-0-0		0-0-0		0-3-0		
0-0-0	0-0-0	0-0-0		NEUTRAL		0-0-0		0-0-0		0-0-0		
<hr/>												
RPI	S	Opponent	Score	RPI	S	Opponent	Score	RPI	S	Opponent	Score	
17	H	Denver	0 <b>3</b>					90	A	UTEP	0 <b>2</b>	
								137	A	Creighton	2 <b>3</b>	
								162	H	Northern Colo.	0 <b>4</b>	
								194	A	South Dakota St.	0 <b>1</b>	
								222	A	IPFW	0 <b>1</b>	
								229	A	North Dakota St.	1 <b>2</b>	
								235	H	Missouri St.	1 <b>1</b>	
								247	H	Wyoming	1 <b>2</b>	
								253	H	Montana	3 <b>3</b>	
								260	H	IUPUI	0 <b>1</b>	
								266	H	Western Ill.	0 <b>3</b>	
								286	A	New Mexico St.	1 <b>3</b>	
								289	H	South Dakota	2 0	
								311	H	North Dakota	2 0	
								319	A	UNI	2 1	
<hr/>												
LAST 10 GAMES												
266	H	Western Ill.	0 <b>3</b>	229	A	North Dakota St.	1 <b>2</b>					
260	H	IUPUI	0 <b>1</b>	289	H	South Dakota	2 0					
222	A	IPFW	0 <b>1</b>	235	H	Missouri St.	1 <b>1</b>					
17	H	Denver	0 <b>3</b>	137	A	Creighton	2 <b>3</b>					
194	A	South Dakota St.	0 <b>1</b>	253	H	Montana	3 <b>3</b>					

Non-Div. I Games:

Neb. Omaha

Average RPI Win: 288		WON-LOST	WINNING	LAST 10	STRENGTH OF		OPP. STRENGTH	TEAM	ADJ		CONF.	ADJ CONF.	
Average RPI Loss: 213		RECORD	PCT. RANK	GAMES	SCHEDULE		OF SCHEDULE	RPI	RPI		RPI	RPI	
DIV. I ONLY		6-14-1	.30952	274	3-7-0		305	308	303	.38567	304	29	29
DIV. I NON-CONF.		2-6-1	.27778	270	0-0-0		322	304	316	.34247	317	30	30
TOTALS		RPI 1-25	RPI 26-50		W-L RECORDS		RPI 51-100		RPI 101-150		RPI 150+		
6-14-1	0-0-0	0-0-0		OVERALL		0-2-0		0-1-0		6-11-1			
5-5-0	0-0-0	0-0-0		HOME		0-0-0		0-1-0		5-4-0			
0-8-1	0-0-0	0-0-0		AWAY		0-1-0		0-0-0		0-7-1			
1-1-0	0-0-0	0-0-0		NEUTRAL		0-1-0		0-0-0		1-0-0			
2-6-1	0-0-0	0-0-0		NON-CONFERENCE		0-0-0		0-0-0		2-6-1			
2-3-0	0-0-0	0-0-0		HOME		0-0-0		0-0-0		2-3-0			
0-3-1	0-0-0	0-0-		AWAY		0-0-0		0-0-0		0-3-1			
0-0-0	0-0-0	0-0-0		NEUTRAL		0-0-0		0-0-0		0-0-0			
4-8-0	0-0-0	0-0-0		CONFERENCE		0-2-0		0-1-0		4-5-0			
3-2-0	0-0-0	0-0-0		HOME		0-0-0		0-1-0		3-1-0			
0-5-0	0-0-0	0-0-0		AWAY		0-1-0		0-0-0		0-4-0			
1-1-0	0-0-0	0-0-0		NEUTRAL		0-1-0		0-0-0		1-0-0			
RPI S	Opponent	Score	RPI S	Opponent	Score	RPI S	Opponent	Score	RPI S	Opponent	Score		
						54 A Monmouth	1	2	145 H Fairfield	1	6		
						54 N Monmouth	0	1	160 H Detroit	1	2		
						206 H St. Bonaventure	0	2					
						219 H Rider	2	1					
						227 A Siena	0	2					
						231 A Iona	0	1					
						243 H Marist	0	1					
						246 A Citadel	1	1					
						255 A Cleveland St.	2	3					
						263 A Northern Ky.	1	6					
						268 H Quinnipiac	2	1					
						274 H Akron	1	2					
						281 A Charleston So.	3	5					
						291 A Manhattan	1	2					
						301 A Niagara	0	1					
						301 N Niagara	1	0					
						310 H Albany (NY)	3	0					
						312 H Youngstown St.	1	0					
						318 H Saint Peter's	4	3					
									LAST 10 GAMES				
			54 N Monmouth	0	1	145 H Fairfield	1	6					
			301 N Niagara	1	0	243 H Marist	0	1					
			318 H Saint Peter's	4	3	291 A Manhattan	1	2					
			268 H Quinnipiac	2	1	301 A Niagara	0	1					
			227 A Siena	0	2	54 A Monmouth	1	2					

Non-Div. I Games:

Canisius



Average RPI Win:	318	WON-LOST	WINNING	LAST 10	STRENGTH OF	OPP. STRENGTH	TEAM	ADJ	CONF.	ADJ CONF.	
Average RPI Loss:	228	RECORD	PCT. RANK	GAMES	SCHEDULE	OF SCHEDULE	RPI	RPI	RPI	RPI	
DIV. I ONLY	7-9-2	.44444	199	6-3-1	324	322	307	.38525	305	32	32
DIV. I NON-CONF.	0-6-1	.07143	312	0-0-0	237	236	314	.35532	312	32	32
TOTALS	RPI 1-25	RPI 26-50	W-L RECORDS	RPI 51-100	RPI 101-150	RPI 150+					
7-9-2	0-0-0	0-0-0	OVERALL	0-0-0	0-2-0	7-7-2					
4-1-0	0-0-0	0-0-0	HOME	0-0-0	0-0-0	4-1-0					
2-7-2	0-0-0	0-0-0	AWAY	0-0-0	0-2-0	2-5-2					
1-1-0	0-0-0	0-0-0	NEUTRAL	0-0-0	0-0-0	1-1-0					
0-6-1	0-0-0	0-0-0	NON-CONFERENCE	0-0-0	0-2-0	0-4-1					
0-0-0	0-0-0	0-0-0	HOME	0-0-0	0-0-0	0-0-0					
0-6-1	0-0-0	0-0-	AWAY	0-0-0	0-2-0	0-4-1					
0-0-0	0-0-0	0-0-0	NEUTRAL	0-0-0	0-0-0	0-0-0					
7-3-1	0-0-0	0-0-0	CONFERENCE	0-0-0	0-0-0	7-3-1					
4-1-0	0-0-0	0-0-0	HOME	0-0-0	0-0-0	4-1-0					
2-1-1	0-0-0	0-0-0	AWAY	0-0-0	0-0-0	2-1-1					
1-1-0	0-0-0	0-0-0	NEUTRAL	0-0-0	0-0-0	1-1-0					
RPI S	Opponent	Score	RPI S	Opponent	Score	RPI S	Opponent	Score	RPI S	Opponent	Score
							105 A South Ala.	0 8			
							136 A Nicholls St.	1 8			
							166 A La.-Lafayette	1 1			
							203 A Louisiana Tech	0 5			
							224 A Lamar	0 2			
							271 H Jackson St.	1 2			
							271 N Jackson St.	0 1			
							277 A La.-Monroe	0 2			
							280 A Alabama St.	0 2			
							284 A UALR	1 6			
							287 H Prairie View	2 0			
							316 H Mississippi Val.	1 0			
							322 H Texas Southern	3 2			
							323 H Alcorn	4 0			
							324 A Alabama A&M	3 0			
							324 N Alabama A&M	3 0			
							325 A Ark.-Pine Bluff	0 0			
							327 A Grambling	2 0			
LAST 10 GAMES											
							271 N Jackson St.	0 1			
							324 N Alabama A&M	3 0			
							327 A Grambling	2 0			
							325 A Ark.-Pine Bluff	0 0			
							323 H Alcorn	4 0			
							316 H Mississippi Val.	1 0			
							271 H Jackson St.	1 2			
							324 A Alabama A&M	3 0			
							280 A Alabama St.	0 2			
							287 H Prairie View	2 0			

Non-Div. I Games: Louisiana Col. 2 1

Southern U.

Average RPI Win:	291	WON-LOST RECORD	WINNING PCT. RANK	LAST 10 GAMES	STRENGTH OF SCHEDULE	OPP. STRENGTH OF SCHEDULE	TEAM RPI	ADJ RPI	CONF. RPI	ADJ CONF. RPI						
Average RPI Loss:	188															
DIV. I ONLY	4-14-1	.23684	294	2-8-0	284	279	306	.38429	306	21	21					
DIV. I NON-CONF.	2-5-1	.3125	255	0-0-0	312	291	302	.37008	301	27	27					
<hr/>																
TOTALS	RPI 1-25	RPI 26-50		W-L RECORDS	RPI 51-100		RPI 101-150		RPI 150+							
4-14-1	0-0-0	0-0-0		OVERALL	0-2-0		0-5-0		4-7-1							
2-7-1	0-0-0	0-0-0		HOME	0-1-0		0-3-0		2-3-1							
1-7-0	0-0-0	0-0-0		AWAY	0-1-0		0-2-0		1-4-0							
1-0-0	0-0-0	0-0-0		NEUTRAL	0-0-0		0-0-0		1-0-0							
<hr/>																
2-5-1	0-0-0	0-0-0		NON-CONFERENCE	0-0-0		0-2-0		2-3-1							
1-2-1	0-0-0	0-0-0		HOME	0-0-0		0-1-0		1-1-1							
0-3-0	0-0-0	0-0-		AWAY	0-0-0		0-1-0		0-2-0							
1-0-0	0-0-0	0-0-0		NEUTRAL	0-0-0		0-0-0		1-0-0							
<hr/>																
2-9-0	0-0-0	0-0-0		CONFERENCE	0-2-0		0-3-0		2-4-0							
1-5-0	0-0-0	0-0-0		HOME	0-1-0		0-2-0		1-2-0							
1-4-0	0-0-0	0-0-0		AWAY	0-1-0		0-1-0		1-2-0							
0-0-0	0-0-0	0-0-0		NEUTRAL	0-0-0		0-0-0		0-0-0							
<hr/>																
RPI S	Opponent	Score	RPI S	Opponent	Score	RPI S	Opponent	Score	RPI S	Opponent	Score					
					68 H Liberty		1	3	107 A Charlotte		1	2				
					86 A Radford		2	3	131 H High Point		0	1				
									144 H Wofford		1	2				
									147 H Winthrop		1	4				
									148 A Coastal Caro.		0	7				
									170 H Longwood		0	3				
									191 H Presbyterian		0	1				
									209 H North Florida		1	1				
									237 A Troy		1	3				
									276 H UNC Asheville		2	1				
									278 A Campbell		1	0				
									279 H USC Upstate		0	1				
									281 A Charleston So.		0	1				
									295 H Chattanooga		3	0				
									314 N Francis Marion		2	1				
									320 A South Carolina St.		0	2				
									321 A VMI		0	2				
					<hr/>											
								LAST 10 GAMES								
								276 H UNC Asheville		2	1	170 H Longwood		0	3	
			281 A Charleston So.		0	1	321 A VMI		0	2						
			191 H Presbyterian		0	1	278 A Campbell		1	0						
			68 H Liberty		1	3	148 A Coastal Caro.		0	7						
			86 A Radford		2	3	131 H High Point		0	1						

Non-Div. I Games:

Gardner-Webb

Average RPI Win:		293	WON-LOST RECORD		WINNING PCT. RANK		LAST 10 GAMES		STRENGTH OF SCHEDULE		OPP. STRENGTH OF SCHEDULE		TEAM RPI		ADJ RPI		CONF. RPI		ADJ CONF. RPI					
Average RPI Loss:		194																						
DIV. I ONLY			5-12-1	.30556	275	4-5-1		314		277		308		.3825	307	30		30						
DIV. I NON-CONF.			1-5-0	.16667	296	0-0-0		317		231		322		.32835	320	29		29						
<hr/>																								
TOTALS		RPI 1-25			RPI 26-50			W-L RECORDS			RPI 51-100			RPI 101-150			RPI 150+							
5-12-1		0-0-0			0-0-0			OVERALL			0-2-0			0-0-0			5-10-1							
2-3-1		0-0-0			0-0-0			HOME			0-1-0			0-0-0			2-2-1							
3-9-0		0-0-0			0-0-0			AWAY			0-1-0			0-0-0			3-8-0							
0-0-0		0-0-0			0-0-0			NEUTRAL			0-0-0			0-0-0			0-0-0							
1-5-0		0-0-0			0-0-0			NON-CONFERENCE			0-0-0			0-0-0			1-5-0							
0-0-0		0-0-0			0-0-0			HOME			0-0-0			0-0-0			0-0-0							
1-5-0		0-0-0			0-0-			AWAY			0-0-0			0-0-0			1-5-0							
0-0-0		0-0-0			0-0-0			NEUTRAL			0-0-0			0-0-0			0-0-0							
4-7-1		0-0-0			0-0-0			CONFERENCE			0-2-0			0-0-0			4-5-1							
2-3-1		0-0-0			0-0-0			HOME			0-1-0			0-0-0			2-2-1							
2-4-0		0-0-0			0-0-0			AWAY			0-1-0			0-0-0			2-3-0							
0-0-0		0-0-0			0-0-0			NEUTRAL			0-0-0			0-0-0			0-0-0							
RPI	S	Opponent			Score			RPI	S	Opponent			Score			RPI	S	Opponent			Score			
							75 A Seattle							1	3	151 A Northern Ariz.							0	1
							75 H Seattle							0	5	171 A UMKC							2	6
																171 H UMKC							0	1
																177 A St. Mary's (CA)							0	3
																198 A Valparaiso							0	1
																234 A Utah Valley							0	3
																234 H Utah Valley							3	5
																260 A IUPUI							0	2
																286 A New Mexico St.							2	1
																286 H New Mexico St.							1	0
																288 A Air Force							0	1
																296 A Idaho							1	3
																296 H Idaho							2	0
																297 A Bakersfield							1	0
																297 H Bakersfield							1	1
																299 A Colorado St.							1	0
							LAST 10 GAMES																	
							297 A Bakersfield			1	0	75 H Seattle			0	5								
							234 A Utah Valley			0	3	286 A New Mexico St.			2	1								
							171 H UMKC			0	1	171 A UMKC			2	6								
							286 H New Mexico St.			1	0	234 H Utah Valley			3	5								
							296 H Idaho			2	0	297 H Bakersfield			1	1								

Non-Div. I Games:

Grand Canyon

Average RPI Win:	275	WON-LOST	WINNING	LAST 10	STRENGTH OF	OPP. STRENGTH	TEAM	ADJ	CONF.	ADJ CONF.		
Average RPI Loss:	223	RECORD	PCT. RANK	GAMES	SCHEDULE	OF SCHEDULE	RPI	RPI	RPI	RPI		
DIV. I ONLY	4-13-2	.26316	290	0-9-1	302	310	310	.38039	308	28	28	
DIV. I NON-CONF.	4-4-1	.5	146	0-0-0	287	319	247	.4339	248	28	28	
<hr/>												
TOTALS	RPI 1-25	RPI 26-50		W-L RECORDS		RPI 51-100		RPI 101-150		RPI 150+		
4-13-2	0-0-0	0-0-0		OVERALL		0-0-0		0-0-0		4-13-2		
3-5-1	0-0-0	0-0-0		HOME		0-0-0		0-0-0		3-5-1		
1-8-1	0-0-0	0-0-0		AWAY		0-0-0		0-0-0		1-8-1		
0-0-0	0-0-0	0-0-0		NEUTRAL		0-0-0		0-0-0		0-0-0		
<hr/>												
4-4-1	0-0-0	0-0-0		NON-CONFERENCE		0-0-0		0-0-0		4-4-1		
3-1-0	0-0-0	0-0-0		HOME		0-0-0		0-0-0		3-1-0		
1-3-1	0-0-0	0-0-		AWAY		0-0-0		0-0-0		1-3-1		
0-0-0	0-0-0	0-0-0		NEUTRAL		0-0-0		0-0-0		0-0-0		
<hr/>												
0-9-1	0-0-0	0-0-0		CONFERENCE		0-0-0		0-0-0		0-9-1		
0-4-1	0-0-0	0-0-0		HOME		0-0-0		0-0-0		0-4-1		
0-5-0	0-0-0	0-0-0		AWAY		0-0-0		0-0-0		0-5-0		
0-0-0	0-0-0	0-0-0		NEUTRAL		0-0-0		0-0-0		0-0-0		
<hr/>												
RPI S	Opponent	Score	RPI S	Opponent	Score	RPI S	Opponent	Score	RPI S	Opponent	Score	
									153 A	UT Martin	1	3
									166 A	La.-Lafayette	1	1
									176 A	SIU Edwardsville	1	5
									180 H	Morehead St.	1	2
									185 H	Austin Peay	0	3
									187 A	Southeast Mo. St.	0	2
									192 A	Mercer	0	4
									225 A	Belmont	1	5
									232 H	Georgia St.	0	2
									237 H	Troy	1	0
									246 A	Citadel	1	3
									259 A	McNeese St.	1	0
									264 H	Eastern Ky.	0	1
									275 H	Murray St.	0	1
									280 H	Alabama St.	2	1
									281 A	Charleston So.	2	4
									298 A	Eastern Ill.	1	2
									315 H	Tennessee Tech	0	0
									324 H	Alabama A&M	4	0
									<hr/>			
			LAST 10 GAMES									
			185 H Austin Peay			0	3	225 A Belmont			1	5
			275 H Murray St.			0	1	187 A Southeast Mo. St.			0	2
			176 A SIU Edwardsville			1	5	153 A UT Martin			1	3
			298 A Eastern Ill.			1	2	180 H Morehead St.			1	2
			315 H Tennessee Tech			0	0	264 H Eastern Ky.			0	1

Non-Div. I Games:

Jacksonville St.

Average RPI Win: 234		WON-LOST	WINNING	LAST 10	STRENGTH OF		OPP. STRENGTH	TEAM	ADJ		CONF.	ADJ CONF.
Average RPI Loss: 163		RECORD	PCT. RANK	GAMES	SCHEDULE		OF SCHEDULE	RPI	RPI		RPI	RPI
DIV. I ONLY		2-13-0	.13333	317	216		160	304	.37961		14	15
DIV. I NON-CONF.		1-4-0	.2	292	305		178	310	.35162		17	18
TOTALS		RPI 1-25	RPI 26-50		W-L RECORDS		RPI 51-100		RPI 101-150		RPI 150+	
2-13-0		0-0-0	0-0-0		OVERALL		0-4-0		0-1-0		2-8-0	
1-6-0		0-0-0	0-0-0		HOME		0-2-0		0-1-0		1-3-0	
1-6-0		0-0-0	0-0-0		AWAY		0-0-0		0-0-0		1-0-0	
0-1-0		0-0-0	0-0-0		NEUTRAL		0-1-0		0-0-0		0-0-0	
1-4-0		0-0-0	0-0-0		NON-CONFERENCE		0-1-0		0-0-0		1-3-0	
0-2-0		0-0-0	0-0-0		HOME		0-0-0		0-0-0		0-2-0	
1-1-0		0-0-0	0-0-		AWAY		0-0-0		0-0-0		1-1-0	
0-1-0		0-0-0	0-0-0		NEUTRAL		0-1-0		0-0-0		0-0-0	
1-9-0		0-0-0	0-0-0		CONFERENCE		0-3-0		0-1-0		1-5-0	
1-4-0		0-0-0	0-0-0		HOME		0-2-0		0-1-0		1-1-0	
0-5-0		0-0-0	0-0-0		AWAY		0-1-0		0-0-0		0-4-0	
0-0-0		0-0-0	0-0-0		NEUTRAL		0-0-0		0-0-0		0-0-0	
RPI S	Opponent	Score	RPI S	Opponent	Score	RPI S	Opponent	Score	RPI S	Opponent	Score	
						51 H	Stephen F. Austin	0 5	136 H	Nicholls St.	1 2	
						57 A	Oral Roberts	1 2	165 A	UNC Wilmington	2 4	
						74 N	Elon	0 3	169 A	Sam Houston St.	0 2	
						79 H	Southeastern La.	0 1	195 H	Northwestern St.	0 3	
									197 A	Central Ark.	1 2	
									208 A	UTSA	2 1	
									224 A	Lamar	0 3	
									245 A	Houston Baptist	0 4	
									251 H	Houston	1 2	
									259 H	McNeese St.	1 0	
									278 H	Campbell	1 2	
LAST 10 GAMES												
			195 H	Northwestern St.	0 3	259 H	McNeese St.	1 0				
			51 H	Stephen F. Austin	0 5	57 A	Oral Roberts	1 2				
			245 A	Houston Baptist	0 4	197 A	Central Ark.	1 2				
			169 A	Sam Houston St.	0 2	136 H	Nicholls St.	1 2				
			224 A	Lamar	0 3	79 H	Southeastern La.	0 1				

Non-Div. I Games: Incarnate Word 0 3 Dallas Baptist 3 4 Abilene Christian 1 2

A&M-Corpus Christi

Average RPI Win: 287		WON-LOST	WINNING	LAST 10	STRENGTH OF		OPP. STRENGTH	TEAM	ADJ	CONF.	ADJ CONF.
Average RPI Loss: 175		RECORD	PCT. RANK	GAMES	SCHEDULE		OF SCHEDULE	RPI	RPI	RPI	RPI
DIV. I ONLY		2-14-1	.14706	312	1-8-1		228	258	309	.37937	310
DIV. I NON-CONF.		1-8-0	.11111	308	0-2-0		226	234	304	.36765	305
TOTALS		RPI 1-25	RPI 26-50		W-L RECORDS		RPI 51-100		RPI 101-150		RPI 150+
2-14-1	0-0-0	0-0-0		OVERALL		0-3-0		0-3-0		2-8-1	
1-5-0	0-0-0	0-0-0		HOME		0-1-0		0-1-0		1-3-0	
1-9-1	0-0-0	0-0-0		AWAY		0-2-0		0-2-0		1-5-1	
0-0-0	0-0-0	0-0-0		NEUTRAL		0-0-0		0-0-0		0-0-0	
1-8-0	0-0-0	0-0-0		NON-CONFERENCE		0-3-0		0-1-0		1-4-0	
0-2-0	0-0-0	0-0-0		HOME		0-1-0		0-1-0		0-0-0	
1-6-0	0-0-0	0-0-		AWAY		0-2-0		0-0-0		1-4-0	
0-0-0	0-0-0	0-0-0		NEUTRAL		0-0-0		0-0-0		0-0-0	
1-6-1	0-0-0	0-0-0		CONFERENCE		0-0-0		0-2-0		1-4-1	
1-3-0	0-0-0	0-0-0		HOME		0-0-0		0-0-0		1-3-0	
0-3-1	0-0-0	0-0-0		AWAY		0-0-0		0-2-0		0-1-1	
0-0-0	0-0-0	0-0-0		NEUTRAL		0-0-0		0-0-0		0-0-0	
RPI S	Opponent	Score	RPI S	Opponent	Score	RPI S	Opponent	Score	RPI S	Opponent	Score
						67 A	FGCU	0 5	102 A	Stony Brook	0 4
						92 H	Hofstra	0 6	127 A	UMBC	1 3
						100 A	Syracuse	0 4	146 H	Columbia	0 3
									155 H	Maine	1 2
									164 H	Hartford	1 3
									201 A	Cornell	4 5
									230 H	Binghamton	0 2
									231 A	Iona	1 2
									252 A	Vermont	1 2
									256 A	Fla. Atlantic	2 0
									257 A	New Hampshire	1 1
									282 A	Rhode Island	0 1
									304 A	Canisius	0 3
									317 H	UMass Lowell	2 0
LAST 10 GAMES											
						317 H	UMass Lowell	2 0	127 A	UMBC	1 3
						155 H	Maine	1 2	257 A	New Hampshire	1 1
						252 A	Vermont	1 2	164 H	Hartford	1 3
						102 A	Stony Brook	0 4	282 A	Rhode Island	0 1
						230 H	Binghamton	0 2	146 H	Columbia	0 3

Non-Div. I Games:

Albany (NY)

Average RPI Win:	262	WON-LOST RECORD	WINNING PCT. RANK	LAST 10 GAMES	STRENGTH OF SCHEDULE	OPP. STRENGTH OF SCHEDULE	TEAM RPI	ADJ RPI	CONF. RPI	ADJ CONF. RPI					
DIV. I ONLY		2-16-1	.13158	318	1-9-0	229	283	312	.37097	311	22	22			
DIV. I NON-CONF.		1-8-1	.15	299	0-1-0	227	286	301	.36852	304	23	23			
<hr/>															
TOTALS	RPI 1-25	RPI 26-50		W-L RECORDS		RPI 51-100		RPI 101-150		RPI 150+					
2-16-1	0-0-0	0-0-0		OVERALL		0-2-0		0-4-0		2-10-1					
2-5-1	0-0-0	0-0-0		HOME		0-1-0		0-1-0		2-3-1					
0-9-0	0-0-0	0-0-0		AWAY		0-1-0		0-2-0		0-6-0					
0-2-0	0-0-0	0-0-0		NEUTRAL		0-0-0		0-1-0		0-1-0					
<hr/>															
1-8-1	0-0-0	0-0-0		NON-CONFERENCE		0-0-0		0-4-0		1-4-1					
1-1-1	0-0-0	0-0-0		HOME		0-0-0		0-1-0		1-0-1					
0-5-0	0-0-0	0-0-		AWAY		0-0-0		0-2-0		0-3-0					
0-2-0	0-0-0	0-0-0		NEUTRAL		0-0-0		0-1-0		0-1-0					
<hr/>															
1-8-0	0-0-0	0-0-0		CONFERENCE		0-2-0		0-0-0		1-6-0					
1-4-0	0-0-0	0-0-0		HOME		0-1-0		0-0-0		1-3-0					
0-4-0	0-0-0	0-0-0		AWAY		0-1-0		0-0-0		0-3-0					
0-0-0	0-0-0	0-0-0		NEUTRAL		0-0-0		0-0-0		0-0-0					
<hr/>															
RPI	S	Opponent	Score	RPI	S	Opponent	Score	RPI	S	Opponent	Score				
				88 A Portland St.				0	1	106 H Boise St.				1	3
				93 H Weber St.				0	3	130 N Xavier				0	3
								132 A Iowa St.				0	4		
								137 A Creighton				0	6		
								151 A Northern Ariz.				0	2		
								162 H Northern Colo.				1	2		
								182 H Idaho St.				0	2		
								194 A South Dakota St.				1	6		
								229 H North Dakota St.				4	2		
								240 A Southern Utah				2	3		
								253 H Montana				0	3		
								258 A Sacramento St.				0	1		
								266 A Western Ill.				0	2		
								274 N Akron				1	4		
								289 H South Dakota				2	2		
								294 H Eastern Wash.				3	1		
								303 A Neb. Omaha				0	2		
				<hr/>											
								LAST 10 GAMES							
93 H Weber St.				0	3	253 H Montana				0	3				
182 H Idaho St.				0	2	162 H Northern Colo.				1	2				
151 A Northern Ariz.				0	2	88 A Portland St.				0	1				
240 A Southern Utah				2	3	258 A Sacramento St.				0	1				
294 H Eastern Wash.				3	1	194 A South Dakota St.				1	6				

Non-Div. I Games:

North Dakota

Average RPI Win:	268	WON-LOST RECORD	WINNING PCT. RANK	LAST 10 GAMES	STRENGTH OF SCHEDULE	OPP. STRENGTH OF SCHEDULE	TEAM RPI	ADJ RPI	CONF. RPI	ADJ CONF. RPI		
DIV. I ONLY		3-13-1	.20588	303	2-7-0	291	285	311	.37039	312	17	17
DIV. I NON-CONF.		1-7-1	.16667	296	0-1-0	309	318	321	.32835	320	16	16
<hr/>												
TOTALS	RPI 1-25	RPI 26-50		W-L RECORDS		RPI 51-100		RPI 101-150		RPI 150+		
3-13-1	0-0-0	0-0-0		OVERALL		0-1-0		0-1-0		3-11-1		
1-5-1	0-0-0	0-0-0		HOME		0-0-0		0-0-0		1-5-1		
2-8-0	0-0-0	0-0-0		AWAY		0-1-0		0-1-0		2-6-0		
0-0-0	0-0-0	0-0-0		NEUTRAL		0-0-0		0-0-0		0-0-0		
1-7-1	0-0-0	0-0-0		NON-CONFERENCE		0-0-0		0-0-0		1-7-1		
0-3-1	0-0-0	0-0-0		HOME		0-0-0		0-0-0		0-3-1		
1-4-0	0-0-0	0-0-		AWAY		0-0-0		0-0-0		1-4-0		
0-0-0	0-0-0	0-0-0		NEUTRAL		0-0-0		0-0-0		0-0-0		
2-6-0	0-0-0	0-0-0		CONFERENCE		0-1-0		0-1-0		2-4-0		
1-2-0	0-0-0	0-0-0		HOME		0-0-0		0-0-0		1-2-0		
1-4-0	0-0-0	0-0-0		AWAY		0-1-0		0-1-0		1-2-0		
0-0-0	0-0-0	0-0-0		NEUTRAL		0-0-0		0-0-0		0-0-0		
RPI	S	Opponent	Score	RPI	S	Opponent	Score	RPI	S	Opponent	Score	
						82 A Milwaukee	2 3	112 A Wright St.			0 1	
								154 A Kent St.			0 3	
								156 A Oakland			2 6	
								156 A Oakland			0 2	
								160 H Detroit			0 1	
								198 H Valparaiso			0 2	
								215 H Ohio			0 1	
								242 H Toledo			0 1	
								248 H Green Bay			2 1	
								250 A Buffalo			0 1	
								255 A Cleveland St.			1 0	
								263 A Northern Ky.			2 3	
								274 H Akron			1 1	
								283 H Robert Morris			0 1	
								301 A Niagara			2 1	
								304 A Canisius			0 1	
<hr/>												
LAST 10 GAMES												
						156 A Oakland	2 6	156 A Oakland			0 2	
						160 H Detroit	0 1	248 H Green Bay			2 1	
						82 A Milwaukee	2 3	112 A Wright St.			0 1	
						198 H Valparaiso	0 2	154 A Kent St.			0 3	
						255 A Cleveland St.	1 0	263 A Northern Ky.			2 3	

Non-Div. I Games: Cedarville 2 1

Youngstown St.



Average RPI Win:	0	WON-LOST	WINNING	LAST 10	STRENGTH OF	OPP. STRENGTH	TEAM	ADJ	CONF.	ADJ CONF.	
Average RPI Loss:	182	RECORD	PCT. RANK	GAMES	SCHEDULE	OF SCHEDULE	RPI	RPI	RPI	RPI	
DIV. I ONLY	0-15-2	.05882	326	0-8-2	209	236	314	.36624	313	20	20
DIV. I NON-CONF.	0-6-0	0	318	0-0-0	186	227	315	.3548	313	21	21
TOTALS	RPI 1-25	RPI 26-50	W-L RECORDS	RPI 51-100	RPI 101-150	RPI 150+					
0-15-2	0-0-0	0-0-0	OVERALL	0-4-0	0-0-1	0-11-1					
0-6-2	0-0-0	0-0-0	HOME	0-3-0	0-0-1	0-3-1					
0-9-0	0-0-0	0-0-0	AWAY	0-1-0	0-0-0	0-8-0					
0-0-0	0-0-0	0-0-0	NEUTRAL	0-0-0	0-0-0	0-0-0					
0-6-0	0-0-0	0-0-0	NON-CONFERENCE	0-2-0	0-0-0	0-4-0					
0-2-0	0-0-0	0-0-0	HOME	0-1-0	0-0-0	0-1-0					
0-4-0	0-0-0	0-0-	AWAY	0-1-0	0-0-0	0-3-0					
0-0-0	0-0-0	0-0-0	NEUTRAL	0-0-0	0-0-0	0-0-0					
0-9-2	0-0-0	0-0-0	CONFERENCE	0-2-0	0-0-1	0-7-1					
0-4-2	0-0-0	0-0-0	HOME	0-2-0	0-0-1	0-2-1					
0-5-0	0-0-0	0-0-0	AWAY	0-0-0	0-0-0	0-5-0					
0-0-0	0-0-0	0-0-0	NEUTRAL	0-0-0	0-0-0	0-0-0					
RPI S	Opponent	Score	RPI S	Opponent	Score	RPI S	Opponent	Score	RPI S	Opponent	Score
						64 H	Butler	1 2	122 H	Miami (OH)	1 1
						81 A	Michigan St.	1 3	154 A	Kent St.	1 5
						95 H	Eastern Mich.	1 2	160 A	Detroit	0 3
						97 H	Western Mich.	0 5	163 A	Central Mich.	0 2
									199 H	Ball St.	0 2
									215 A	Ohio	1 3
									217 H	Evansville	1 2
									242 H	Toledo	0 2
									250 A	Buffalo	0 1
									255 A	Cleveland St.	1 2
									260 A	IUPUI	0 1
									269 H	Northern Ill.	0 0
									274 A	Akron	1 2
LAST 10 GAMES											
			163 A	Central Mich.	0 2	242 H	Toledo	0 2			
			122 H	Miami (OH)	1 1	269 H	Northern Ill.	0 0			
			199 H	Ball St.	0 2	97 H	Western Mich.	0 5			
			274 A	Akron	1 2	95 H	Eastern Mich.	1 2			
			250 A	Buffalo	0 1	154 A	Kent St.	1 5			

Non-Div. I Games:

Bowling Green

Average RPI Win: 283		WON-LOST	WINNING	LAST 10	STRENGTH OF		OPP. STRENGTH	TEAM	ADJ	CONF.	ADJ CONF.
Average RPI Loss: 177		RECORD	PCT. RANK	GAMES	SCHEDULE		OF SCHEDULE	RPI	RPI	RPI	RPI
DIV. I ONLY		2-17-0	.10526	322	2-8-0		242	247	313	.36142	31
DIV. I NON-CONF.		1-17-0	.05556	315	1-8-0		217	224	312	.35239	31
TOTALS		RPI 1-25	RPI 26-50		W-L RECORDS		RPI 51-100		RPI 101-150		RPI 150+
2-17-0		0-0-0	0-1-0		OVERALL		0-3-0		0-5-0		2-8-0
0-6-0		0-0-0	0-0-0		HOME		0-2-0		0-2-0		0-2-0
2-9-0		0-0-0	0-1-0		AWAY		0-1-0		0-2-0		2-5-0
0-2-0		0-0-0	0-0-0		NEUTRAL		0-0-0		0-1-0		0-1-0
1-17-0		0-0-0	0-1-0		NON-CONFERENCE		0-3-0		0-5-0		1-8-0
0-6-0		0-0-0	0-0-0		HOME		0-2-0		0-2-0		0-2-0
1-9-0		0-0-0	0-0-		AWAY		0-1-0		0-2-0		1-5-0
0-2-0		0-0-0	0-0-0		NEUTRAL		0-0-0		0-1-0		0-1-0
1-0-0		0-0-0	0-0-0		CONFERENCE		0-0-0		0-0-0		1-0-0
0-0-0		0-0-0	0-0-0		HOME		0-0-0		0-0-0		0-0-0
1-0-0		0-0-0	0-0-0		AWAY		0-0-0		0-0-0		1-0-0
0-0-0		0-0-0	0-0-0		NEUTRAL		0-0-0		0-0-0		0-0-0
RPI S	Opponent	Score	RPI S	Opponent	Score	RPI S	Opponent	Score	RPI S	Opponent	Score
			46 A	Furman	1 3	74 H	Elon	1 6	141 A	East Carolina	0 3
						85 A	Samford	1 2	143 N	UAB	0 2
						96 H	UNC Greensboro	0 2	144 A	Wofford	0 3
									149 H	Western Caro.	2 4
									150 H	Appalachian St.	0 1
									165 H	UNC Wilmington	1 3
									178 H	Davidson	3 4
									236 A	Ga. Southern	0 5
									246 A	Citadel	4 3
									249 A	East Tenn. St.	0 2
									278 A	Campbell	2 3
									281 A	Charleston So.	0 1
									295 A	Chattanooga	2 3
									306 N	Gardner-Webb	1 2
									320 A	South Carolina St.	2 1
LAST 10 GAMES											
			246 A	Citadel	4 3	295 A	Chattanooga	2 3			
			150 H	Appalachian St.	0 1	178 H	Davidson	3 4			
			149 H	Western Caro.	2 4	236 A	Ga. Southern	0 5			
			320 A	South Carolina St.	2 1	74 H	Elon	1 6			
			85 A	Samford	1 2	96 H	UNC Greensboro	0 2			

Non-Div. I Games:

Francis Marion

Average RPI Win: 213		WON-LOST	WINNING	LAST 10	STRENGTH OF		OPP. STRENGTH	TEAM	ADJ		CONF.	ADJ CONF.	
Average RPI Loss: 224		RECORD	PCT. RANK	GAMES	SCHEDULE		OF SCHEDULE	RPI	RPI		RPI	RPI	
DIV. I ONLY		2-15-1	.13889	316	1-8-1		265	312	315	.36036	315	28	28
DIV. I NON-CONF.		1-7-0	.125	305	0-0-0		220	320	307	.35914	309	28	28
TOTALS		RPI 1-25	RPI 26-50		W-L RECORDS		RPI 51-100		RPI 101-150		RPI 150+		
2-15-1		0-0-0	0-0-0		OVERALL		0-0-0		0-0-0		2-15-1		
0-8-0		0-0-0	0-0-0		HOME		0-0-0		0-0-0		0-8-0		
2-6-1		0-0-0	0-0-0		AWAY		0-0-0		0-0-0		2-6-1		
0-1-0		0-0-0	0-0-0		NEUTRAL		0-0-0		0-0-0		0-1-0		
1-7-0		0-0-0	0-0-0		NON-CONFERENCE		0-0-0		0-0-0		1-7-0		
0-3-0		0-0-0	0-0-0		HOME		0-0-0		0-0-0		0-3-0		
1-3-0		0-0-0	0-0-		AWAY		0-0-0		0-0-0		1-3-0		
0-1-0		0-0-0	0-0-0		NEUTRAL		0-0-0		0-0-0		0-1-0		
1-8-1		0-0-0	0-0-0		CONFERENCE		0-0-0		0-0-0		1-8-1		
0-5-0		0-0-0	0-0-0		HOME		0-0-0		0-0-0		0-5-0		
1-3-1		0-0-0	0-0-0		AWAY		0-0-0		0-0-0		1-3-1		
0-0-0		0-0-0	0-0-0		NEUTRAL		0-0-0		0-0-0		0-0-0		
RPI S	Opponent	Score	RPI S	Opponent	Score	RPI S	Opponent	Score	RPI S	Opponent	Score		
									153	H UT Martin	1	2	
									161	N Kennesaw St.	0	1	
									173	A Middle Tenn.	0	3	
									176	A SIU Edwardsville	1	0	
									180	H Morehead St.	0	1	
									185	H Austin Peay	0	5	
									187	A Southeast Mo. St.	0	1	
									199	A Ball St.	0	2	
									217	H Evansville	1	2	
									225	A Belmont	0	2	
									249	A East Tenn. St.	1	0	
									263	A Northern Ky.	0	1	
									264	H Eastern Ky.	1	3	
									275	H Murray St.	0	3	
									280	H Alabama St.	2	3	
									295	H Chattanooga	1	2	
									298	A Eastern Ill.	2	4	
									308	A Jacksonville St.	0	0	
LAST 10 GAMES													
						225	A Belmont	0	2	308	A Jacksonville St.	0	0
						264	H Eastern Ky.	1	3	275	H Murray St.	0	3
						180	H Morehead St.	0	1	185	H Austin Peay	0	5
						187	A Southeast Mo. St.	0	1	298	A Eastern Ill.	2	4
						153	H UT Martin	1	2	176	A SIU Edwardsville	1	0

Non-Div. I Games: Findlay 3 1

Tennessee Tech

Average RPI Win: 325		WON-LOST	WINNING	LAST 10	STRENGTH OF		OPP. STRENGTH	TEAM	ADJ	CONF.	ADJ CONF.
Average RPI Loss: 225		RECORD	PCT. RANK	GAMES	SCHEDULE		OF SCHEDULE	RPI	RPI	RPI	RPI
DIV. I ONLY		3-10-3	.28125	288	3-4-3		316	325	317	.36001	316
DIV. I NON-CONF.		0-6-0	0	318	0-0-0		137	235	303	.37013	300
TOTALS		RPI 1-25	RPI 26-50		W-L RECORDS		RPI 51-100		RPI 101-150		RPI 150+
3-10-3		0-0-0	0-0-0		OVERALL		0-1-0		0-1-0		3-8-3
2-4-1		0-0-0	0-0-0		HOME		0-1-0		0-0-0		2-3-1
1-5-2		0-0-0	0-0-0		AWAY		0-0-0		0-1-0		1-4-2
0-1-0		0-0-0	0-0-0		NEUTRAL		0-0-0		0-0-0		0-1-0
0-6-0		0-0-0	0-0-0		NON-CONFERENCE		0-1-0		0-1-0		0-4-0
0-3-0		0-0-0	0-0-0		HOME		0-1-0		0-0-0		0-2-0
0-3-0		0-0-0	0-0-		AWAY		0-0-0		0-1-0		0-2-0
0-0-0		0-0-0	0-0-0		NEUTRAL		0-0-0		0-0-0		0-0-0
3-4-3		0-0-0	0-0-0		CONFERENCE		0-0-0		0-0-0		3-4-3
2-1-1		0-0-0	0-0-0		HOME		0-0-0		0-0-0		2-1-1
1-2-2		0-0-0	0-0-0		AWAY		0-0-0		0-0-0		1-2-2
0-1-0		0-0-0	0-0-0		NEUTRAL		0-0-0		0-0-0		0-1-0
RPI S	Opponent	Score	RPI S	Opponent	Score	RPI S	Opponent	Score	RPI S	Opponent	Score
						79 H	Southeastern La.	0 7	136 A	Nicholls St.	1 5
									166 A	La.-Lafayette	0 3
									197 A	Central Ark.	0 4
									200 H	Southern Miss.	0 6
									271 A	Jackson St.	2 2
									277 H	La.-Monroe	1 2
									280 H	Alabama St.	1 2
									287 A	Prairie View	0 0
									287 N	Prairie View	0 1
									305 A	Southern U.	0 1
									322 A	Texas Southern	0 2
									323 A	Alcorn	7 0
									324 H	Alabama A&M	2 2
									325 H	Ark.-Pine Bluff	2 1
									327 H	Grambling	4 0
LAST 10 GAMES											
						287 N	Prairie View	0 1	287 A	Prairie View	0 0
						323 A	Alcorn	7 0	325 H	Ark.-Pine Bluff	2 1
						271 A	Jackson St.	2 2	327 H	Grambling	4 0
						305 A	Southern U.	0 1	280 H	Alabama St.	1 2
						322 A	Texas Southern	0 2	324 H	Alabama A&M	2 2

Non-Div. I Games: Delta St. 2 0

Mississippi Val.

Average RPI Win: 127		WON-LOST	WINNING	LAST 10	STRENGTH OF		OPP. STRENGTH	TEAM	ADJ	CONF.	ADJ CONF.
Average RPI Loss: 194		RECORD	PCT. RANK	GAMES	SCHEDULE		OF SCHEDULE	RPI	RPI	RPI	RPI
DIV. I ONLY		1-16-1	.08333	323	1-8-1		250	252	316	.35833	317
DIV. I NON-CONF.		0-9-1	.05	317	0-1-1		255	225	317	.34257	316
TOTALS		RPI 1-25	RPI 26-50		W-L RECORDS		RPI 51-100		RPI 101-150		RPI 150+
1-16-1	0-0-0	0-0-0		OVERALL		0-2-0		1-3-0		0-11-1	
1-5-0	0-0-0	0-0-0		HOME		0-1-0		1-1-0		0-3-0	
0-11-1	0-0-0	0-0-0		AWAY		0-1-0		0-2-0		0-8-1	
0-0-0	0-0-0	0-0-0		NEUTRAL		0-0-0		0-0-0		0-0-0	
0-9-1	0-0-0	0-0-0		NON-CONFERENCE		0-2-0		0-2-0		0-5-1	
0-2-0	0-0-0	0-0-0		HOME		0-1-0		0-1-0		0-0-0	
0-7-1	0-0-0	0-0-		AWAY		0-1-0		0-1-0		0-5-1	
0-0-0	0-0-0	0-0-0		NEUTRAL		0-0-0		0-0-0		0-0-0	
1-7-0	0-0-0	0-0-0		CONFERENCE		0-0-0		1-1-0		0-6-0	
1-3-0	0-0-0	0-0-0		HOME		0-0-0		1-0-0		0-3-0	
0-4-0	0-0-0	0-0-0		AWAY		0-0-0		0-1-0		0-3-0	
0-0-0	0-0-0	0-0-0		NEUTRAL		0-0-0		0-0-0		0-0-0	
RPI S	Opponent	Score	RPI S	Opponent	Score	RPI S	Opponent	Score	RPI S	Opponent	Score
						52 H	Harvard	0 5	102 A	Stony Brook	0 1
						94 A	Dartmouth	0 3	126 H	Yale	1 3
									127 H	UMBC	3 2
									138 A	Cincinnati	1 4
									155 A	Maine	1 3
									164 H	Hartford	0 4
									206 A	St. Bonaventure	1 3
									227 A	Siena	1 2
									230 H	Binghamton	0 4
									243 A	Marist	1 5
									252 H	Vermont	1 3
									255 A	Cleveland St.	0 2
									257 A	New Hampshire	0 2
									292 A	Sacred Heart	1 5
									302 A	Holy Cross	0 0
									310 A	Albany (NY)	0 2
LAST 10 GAMES											
						310 A	Albany (NY)	0 2	164 H	Hartford	0 4
						230 H	Binghamton	0 4	155 A	Maine	1 3
						127 H	UMBC	3 2	102 A	Stony Brook	0 1
						257 A	New Hampshire	0 2	252 H	Vermont	1 3
						302 A	Holy Cross	0 0	94 A	Dartmouth	0 3

Non-Div. I Games:

UMass Lowell

Average RPI Win:		324	WON-LOST RECORD		WINNING PCT. RANK	LAST 10 GAMES	STRENGTH OF SCHEDULE		OPP. STRENGTH OF SCHEDULE	TEAM RPI	ADJ RPI	CONF. RPI	ADJ CONF. RPI
Average RPI Loss:		215											
DIV. I ONLY		2-15-0			.11765 320	0-10-0	271		313	320	.35473 318	29	29
DIV. I NON-CONF.		2-4-0			.33333 245	0-0-0	276		321	292	.39708 289	30	30
TOTALS		RPI 1-25	RPI 26-50		W-L RECORDS		RPI 51-100		RPI 101-150		RPI 150+		
2-15-0		0-0-0	0-1-0		OVERALL		0-1-0		0-1-0		2-12-0		
2-8-0		0-0-0	0-0-0		HOME		0-1-0		0-1-0		2-6-0		
0-6-0		0-0-0	0-1-0		AWAY		0-0-0		0-0-0		0-5-0		
0-1-0		0-0-0	0-0-0		NEUTRAL		0-0-0		0-0-0		0-1-0		
2-4-0		0-0-0	0-1-0		NON-CONFERENCE		0-0-0		0-0-0		2-3-0		
2-3-0		0-0-0	0-0-0		HOME		0-0-0		0-0-0		2-3-0		
0-1-0		0-0-0	0-0-		AWAY		0-0-0		0-0-0		0-0-0		
0-0-0		0-0-0	0-0-0		NEUTRAL		0-0-0		0-0-0		0-0-0		
0-11-0		0-0-0	0-0-0		CONFERENCE		0-1-0		0-1-0		0-9-0		
0-5-0		0-0-0	0-0-0		HOME		0-1-0		0-1-0		0-3-0		
0-5-0		0-0-0	0-0-0		AWAY		0-0-0		0-0-0		0-5-0		
0-1-0		0-0-0	0-0-0		NEUTRAL		0-0-0		0-0-0		0-1-0		
RPI S	Opponent	Score	RPI S	Opponent	Score	RPI S	Opponent	Score	RPI S	Opponent	Score		
			40 A	Penn	0 4		54 H	Monmouth	0 3	145 H	Fairfield	0 4	
										172 H	Wagner	1 3	
										219 A	Rider	1 3	
										227 A	Siena	0 2	
										227 N	Siena	0 1	
										231 A	Iona	0 1	
										239 H	LIU Brooklyn	1 5	
										243 H	Marist	0 4	
										267 H	NJIT	2 3	
										268 H	Quinnipiac	0 3	
										291 A	Manhattan	2 7	
										301 H	Niagara	1 2	
										304 A	Canisius	3 4	
										321 H	VMI	2 0	
										326 H	Delaware St.	2 1	
LAST 10 GAMES													
			227 N	Siena	0 1		219 A	Rider	1 3				
			304 A	Canisius	3 4		301 H	Niagara	1 2				
			54 H	Monmouth	0 3		231 A	Iona	0 1				
			291 A	Manhattan	2 7		227 A	Siena	0 2				
			243 H	Marist	0 4		145 H	Fairfield	0 4				

Non-Div. I Games:

Saint Peter's

Average RPI Win: 292		WON-LOST RECORD		WINNING PCT. RANK		LAST 10 GAMES		STRENGTH OF SCHEDULE		OPP. STRENGTH OF SCHEDULE		TEAM RPI		ADJ RPI		CONF. RPI		ADJ CONF. RPI	
DIV. I ONLY		2-15-0		.11765 320		1-7-0		278		296		318		.35037 319		26		26	
DIV. I NON-CONF.		1-10-0		.09091 311		0-2-0		267		309		319		.33558 319		22		22	
TOTALS		RPI 1-25		RPI 26-50		W-L RECORDS		RPI 51-100		RPI 101-150		RPI 150+							
2-15-0		0-0-0		0-1-0		OVERALL		0-1-0		0-1-0		2-12-0							
0-7-0		0-0-0		0-0-0		HOME		0-1-0		0-1-0		0-5-0							
1-7-0		0-0-0		0-1-0		AWAY		0-0-0		0-0-0		1-6-0							
1-1-0		0-0-0		0-0-0		NEUTRAL		0-0-0		0-0-0		1-1-0							
1-10-0		0-0-0		0-1-0		NON-CONFERENCE		0-0-0		0-1-0		1-8-0							
0-4-0		0-0-0		0-0-0		HOME		0-0-0		0-1-0		0-3-0							
0-5-0		0-0-0		0-0-		AWAY		0-0-0		0-0-0		0-4-0							
1-1-0		0-0-0		0-0-0		NEUTRAL		0-0-0		0-0-0		1-1-0							
1-5-0		0-0-0		0-0-0		CONFERENCE		0-1-0		0-0-0		1-4-0							
0-3-0		0-0-0		0-0-0		HOME		0-1-0		0-0-0		0-2-0							
1-2-0		0-0-0		0-0-0		AWAY		0-0-0		0-0-0		1-2-0							
0-0-0		0-0-0		0-0-0		NEUTRAL		0-0-0		0-0-0		0-0-0							
RPI S	Opponent	Score		RPI S	Opponent	Score		RPI S	Opponent	Score		RPI S	Opponent	Score					
				37 A	Iowa	1 2		66 H	Illinois St.	0 5		132 H	Iowa St.	0 2					
												183 H	Indiana St.	1 2					
												194 H	South Dakota St.	0 1					
												199 A	Ball St.	1 2					
												217 H	Evansville	1 2					
												222 A	IPFW	0 2					
												223 A	Loyola Chicago	0 1					
												235 A	Missouri St.	1 3					
												260 A	IUPUI	1 2					
												266 H	Western Ill.	0 2					
												266 N	Western Ill.	1 2					
												285 A	Drake	1 0					
												289 A	South Dakota	0 3					
												298 N	Eastern Ill.	2 0					
												303 H	Neb. Omaha	1 2					
LAST 10 GAMES																			
				223 A	Loyola Chicago	0 1		260 A	IUPUI	1 2									
				183 H	Indiana St.	1 2		235 A	Missouri St.	1 3									
				66 H	Illinois St.	0 5		289 A	South Dakota	0 3									
				285 A	Drake	1 0		132 H	Iowa St.	0 2									
				217 H	Evansville	1 2		37 A	Iowa	1 2									

Non-Div. I Games: Grand View 2 0 St. Ambrose 1 0

UNI

Average RPI Win:	285	WON-LOST	WINNING	LAST 10	STRENGTH OF	OPP. STRENGTH	TEAM	ADJ	CONF.	ADJ CONF.		
Average RPI Loss:	274	RECORD	PCT. RANK	GAMES	SCHEDULE	OF SCHEDULE	RPI	RPI	RPI	RPI		
DIV. I ONLY	6-10-1	.38235	234	3-6-1	326	316	319	.34925	320	31	31	
DIV. I NON-CONF.	5-5-1	.5	146	2-1-1	319	324	291	.39124	293	31	31	
<hr/>												
TOTALS	RPI 1-25	RPI 26-50		W-L RECORDS		RPI 51-100		RPI 101-150		RPI 150+		
6-10-1	0-0-0	0-0-0		OVERALL		0-0-0		0-1-0		6-9-1		
4-4-0	0-0-0	0-0-0		HOME		0-0-0		0-1-0		4-3-0		
2-5-0	0-0-0	0-0-0		AWAY		0-0-0		0-0-0		2-5-0		
0-1-1	0-0-0	0-0-0		NEUTRAL		0-0-0		0-0-0		0-1-1		
<hr/>												
5-5-1	0-0-0	0-0-0		NON-CONFERENCE		0-0-0		0-1-0		5-4-1		
3-2-0	0-0-0	0-0-0		HOME		0-0-0		0-1-0		3-1-0		
2-2-0	0-0-0	0-0-		AWAY		0-0-0		0-0-0		2-2-0		
0-1-1	0-0-0	0-0-0		NEUTRAL		0-0-0		0-0-0		0-1-1		
<hr/>												
1-5-0	0-0-0	0-0-0		CONFERENCE		0-0-0		0-0-0		1-5-0		
1-2-0	0-0-0	0-0-0		HOME		0-0-0		0-0-0		1-2-0		
0-3-0	0-0-0	0-0-0		AWAY		0-0-0		0-0-0		0-3-0		
0-0-0	0-0-0	0-0-0		NEUTRAL		0-0-0		0-0-0		0-0-0		
<hr/>												
RPI	S	Opponent	Score	RPI	S	Opponent	Score	RPI	S	Opponent	Score	
								143	H	UAB	2	3
								191	H	Presbyterian	2	1
								233	H	Stetson	0	1
								267	A	NJIT	1	3
								267	H	NJIT	0	1
								276	H	UNC Asheville	1	0
								279	N	USC Upstate	0	0
								280	A	Alabama St.	0	5
								293	A	Howard	0	1
								293	H	Howard	2	0
								295	N	Chattanooga	1	5
								306	H	Gardner-Webb	2	0
								314	H	Francis Marion	1	2
								321	A	VMI	1	2
								322	A	Texas Southern	3	2
								324	A	Alabama A&M	7	0
								326	A	Delaware St.	0	1
<hr/>												
LAST 10 GAMES												
314 H Francis Marion				1	2	293 H Howard				2	0	
267 H NJIT				0	1	322 A Texas Southern				3	2	
293 A Howard				0	1	276 H UNC Asheville				1	0	
326 A Delaware St.				0	1	295 N Chattanooga				1	5	
267 A NJIT				1	3	279 N USC Upstate				0	0	

Non-Div. I Games: Emmanuel (GA) 0 1

South Carolina St.





Average RPI Win:  
Average RPI Loss:323  
232WON-LOST  
RECORDWINNING  
PCT. RANKLAST 10  
GAMESSTRENGTH OF  
SCHEDULEOPP. STRENGTH  
OF SCHEDULETEAM  
RPIADJ  
RPICONF.  
RPIADJ CONF.  
RPI

DIV. I ONLY

4-10-0

.28571 287

4-6-0

323

321

321

.34241 322

32

32

DIV. I NON-CONF.

0-6-0

0 318

0-2-0

224

274

320

.32799 322

32

32

## TOTALS

RPI 1-25

RPI 26-50

W-L RECORDS

RPI 51-100

RPI 101-150

RPI 150+

4-10-0

0-0-0

0-0-0

OVERALL

0-2-0

0-0-0

4-8-0

4-2-0

0-0-0

0-0-0

HOME

0-1-0

0-0-0

4-1-0

0-6-0

0-0-0

0-0-0

AWAY

0-1-0

0-0-0

0-5-0

0-2-0

0-0-0

0-0-0

NEUTRAL

0-0-0

0-0-0

0-2-0

0-6-0

0-0-0

0-0-0

NON-CONFERENCE

0-2-0

0-0-0

0-4-0

0-2-0

0-0-0

0-0-0

HOME

0-1-0

0-0-0

0-1-0

0-3-0

0-0-0

0-0-

AWAY

0-1-0

0-0-0

0-2-0

0-1-0

0-0-0

0-0-0

NEUTRAL

0-0-0

0-0-0

0-1-0

4-4-0

0-0-0

0-0-0

CONFERENCE

0-0-0

0-0-0

4-4-0

4-0-0

0-0-0

0-0-0

HOME

0-0-0

0-0-0

4-0-0

0-3-0

0-0-0

0-0-0

AWAY

0-0-0

0-0-0

0-3-0

0-1-0

0-0-0

0-0-0

NEUTRAL

0-0-0

0-0-0

0-1-0

RPI S Opponent Score

RPI S Opponent Score

RPI S Opponent Score

RPI S Opponent Score

78 H North Texas 1 9

169 A Sam Houston St. 0 6

79 A Southeastern La. 0 4

259 A McNeese St. 2 12

271 A Jackson St. 1 2

271 N Jackson St. 0 4

278 N Campbell 3 4

287 A Prairie View 0 5

305 A Southern U. 2 3

316 H Mississippi Val. 2 0

320 H South Carolina St. 2 3

323 H Alcorn 6 0

325 H Ark.-Pine Bluff 2 1

327 H Grambling 1 0

## LAST 10 GAMES

271 N Jackson St. 0 4

287 A Prairie View 0 5

325 H Ark.-Pine Bluff 2 1

271 A Jackson St. 1 2

327 H Grambling 1 0

305 A Southern U. 2 3

316 H Mississippi Val. 2 0

320 H South Carolina St. 2 3

323 H Alcorn 6 0

79 A Southeastern La. 0 4

Non-Div. I Games:

St. Mary's (TX)

1

4

St. Edward's

2

8

Incarnate Word

1

7

Texas Southern

Average RPI Win: 325		WON-LOST	WINNING	LAST 10	STRENGTH OF		OPP. STRENGTH	TEAM	ADJ	CONF.	ADJ CONF.
Average RPI Loss: 244		RECORD	PCT. RANK	GAMES	SCHEDULE		OF SCHEDULE	RPI	RPI	RPI	RPI
DIV. I ONLY		1-9-2	.16667	307	1-7-2		322	326	323	.32071	323
DIV. I NON-CONF.		0-3-0	0	318	0-1-0		40	218	269	.41634	270
TOTALS		RPI 1-25	RPI 26-50		W-L RECORDS		RPI 51-100		RPI 101-150		RPI 150+
1-9-2	0-0-0	0-0-0		OVERALL		0-1-0		0-1-0		1-7-2	
1-2-2	0-0-0	0-0-0		HOME		0-0-0		0-0-0		1-2-2	
0-7-0	0-0-0	0-0-0		AWAY		0-1-0		0-1-0		0-5-0	
0-0-0	0-0-0	0-0-0		NEUTRAL		0-0-0		0-0-0		0-0-0	
0-3-0	0-0-0	0-0-0		NON-CONFERENCE		0-1-0		0-1-0		0-1-0	
0-0-0	0-0-0	0-0-0		HOME		0-0-0		0-0-0		0-0-0	
0-3-0	0-0-0	0-0-		AWAY		0-1-0		0-1-0		0-1-0	
0-0-0	0-0-0	0-0-0		NEUTRAL		0-0-0		0-0-0		0-0-0	
1-6-2	0-0-0	0-0-0		CONFERENCE		0-0-0		0-0-0		1-6-2	
1-2-2	0-0-0	0-0-0		HOME		0-0-0		0-0-0		1-2-2	
0-4-0	0-0-0	0-0-0		AWAY		0-0-0		0-0-0		0-4-0	
0-0-0	0-0-0	0-0-0		NEUTRAL		0-0-0		0-0-0		0-0-0	
RPI S	Opponent	Score	RPI S	Opponent	Score	RPI S	Opponent	Score	RPI S	Opponent	Score
						79 A	Southeastern La.	0 9	136 A	Nicholls St.	0 6
									200 A	Southern Miss.	1 10
									271 A	Jackson St.	0 5
									280 H	Alabama St.	0 5
									287 A	Prairie View	0 9
									305 A	Southern U.	0 4
									316 H	Mississippi Val.	0 7
									322 A	Texas Southern	0 6
									324 H	Alabama A&M	2 2
									325 H	Ark.-Pine Bluff	3 1
									327 H	Grambling	1 1
LAST 10 GAMES											
						316 H	Mississippi Val.	0 7	327 H	Grambling	1 1
						305 A	Southern U.	0 4	325 H	Ark.-Pine Bluff	3 1
						271 A	Jackson St.	0 5	324 H	Alabama A&M	2 2
						287 A	Prairie View	0 9	280 H	Alabama St.	0 5
						322 A	Texas Southern	0 6	200 A	Southern Miss.	1 10

Non-Div. I Games: McMurry 1 2

Alcorn

Average RPI Win:	327	WON-LOST RECORD	WINNING PCT. RANK	LAST 10 GAMES	STRENGTH OF SCHEDULE	OPP. STRENGTH OF SCHEDULE	TEAM RPI	ADJ RPI	CONF. RPI	ADJ CONF. RPI							
Average RPI Loss:	232																
DIV. I ONLY	1-15-3	.13158	318	1-6-3	321	318	324	.3115	324	32	32						
DIV. I NON-CONF.	0-11-0	0	318	0-2-0	263	282	324	.31576	324	32	32						
<hr/>																	
TOTALS	RPI 1-25	RPI 26-50		W-L RECORDS	RPI 51-100		RPI 101-150		RPI 150+								
1-15-3	0-0-0	0-0-0		OVERALL	0-1-0		0-2-0		1-12-3								
0-10-0	0-0-0	0-0-0		HOME	0-0-0		0-1-0		0-9-0								
1-4-3	0-0-0	0-0-0		AWAY	0-1-0		0-1-0		1-2-3								
0-1-0	0-0-0	0-0-0		NEUTRAL	0-0-0		0-0-0		0-1-0								
<hr/>																	
0-11-0	0-0-0	0-0-0		NON-CONFERENCE	0-1-0		0-2-0		0-8-0								
0-7-0	0-0-0	0-0-0		HOME	0-0-0		0-1-0		0-6-0								
0-4-0	0-0-0	0-0-		AWAY	0-1-0		0-1-0		0-2-0								
0-0-0	0-0-0	0-0-0		NEUTRAL	0-0-0		0-0-0		0-0-0								
<hr/>																	
1-4-3	0-0-0	0-0-0		CONFERENCE	0-0-0		0-0-0		1-4-3								
0-3-0	0-0-0	0-0-0		HOME	0-0-0		0-0-0		0-3-0								
1-0-3	0-0-0	0-0-0		AWAY	0-0-0		0-0-0		1-0-3								
0-1-0	0-0-0	0-0-0		NEUTRAL	0-0-0		0-0-0		0-1-0								
<hr/>																	
RPI S	Opponent	Score	RPI S	Opponent	Score	RPI S	Opponent	Score	RPI S	Opponent	Score						
						76 A	Clemson	0 14	105 A	South Ala.	0 11						
						147 H	Winthrop	1 11									
						173 A	Middle Tenn.	0 8									
						192 H	Mercer	0 10									
						214 H	Lipscomb	0 10									
						249 H	East Tenn. St.	0 7									
						264 H	Eastern Ky.	2 3									
						271 H	Jackson St.	1 2									
						275 H	Murray St.	0 10									
						280 H	Alabama St.	3 4									
						305 H	Southern U.	0 3									
						305 N	Southern U.	0 3									
						308 A	Jacksonville St.	0 4									
						316 A	Mississippi Val.	2 2									
						320 H	South Carolina St.	0 7									
						323 A	Alcorn	2 2									
						325 A	Ark.-Pine Bluff	1 1									
						327 A	Grambling	3 1									
						<hr/>											
									LAST 10 GAMES								
			305 N Southern U.			0 3	271 H Jackson St.			1 2							
			280 H Alabama St.			3 4	323 A Alcorn			2 2							
			327 A Grambling			3 1	316 A Mississippi Val.			2 2							
			325 A Ark.-Pine Bluff			1 1	264 H Eastern Ky.			2 3							
			305 H Southern U.			0 3	76 A Clemson			0 14							

Non-Div. I Games:

Alabama A&amp;M

Average RPI Win:	0	WON-LOST	WINNING	LAST 10	STRENGTH OF	OPP. STRENGTH	TEAM	ADJ	CONF.	ADJ CONF.		
Average RPI Loss:	238	RECORD	PCT. RANK	GAMES	SCHEDULE	OF SCHEDULE	RPI	RPI	RPI	RPI		
DIV. I ONLY		0-15-3	.08333	323	0-8-2	317	323	325	.30648	325	32	32
DIV. I NON-CONF.		0-8-0	0	318	0-1-0	215	237	318	.33952	318	32	32
<hr/>												
TOTALS	RPI 1-25	RPI 26-50		W-L RECORDS		RPI 51-100		RPI 101-150		RPI 150+		
0-15-3	0-0-0	0-1-0		OVERALL		0-1-0		0-0-0		0-13-3		
0-2-2	0-0-0	0-0-0		HOME		0-0-0		0-0-0		0-2-2		
0-11-1	0-0-0	0-1-0		AWAY		0-1-0		0-0-0		0-9-1		
0-2-0	0-0-0	0-0-0		NEUTRAL		0-0-0		0-0-0		0-2-0		
<hr/>												
0-8-0	0-0-0	0-1-0		NON-CONFERENCE		0-1-0		0-0-0		0-6-0		
0-0-0	0-0-0	0-0-0		HOME		0-0-0		0-0-0		0-0-0		
0-7-0	0-0-0	0-0-		AWAY		0-1-0		0-0-0		0-5-0		
0-1-0	0-0-0	0-0-0		NEUTRAL		0-0-0		0-0-0		0-1-0		
<hr/>												
0-7-3	0-0-0	0-0-0		CONFERENCE		0-0-0		0-0-0		0-7-3		
0-2-2	0-0-0	0-0-0		HOME		0-0-0		0-0-0		0-2-2		
0-4-1	0-0-0	0-0-0		AWAY		0-0-0		0-0-0		0-4-1		
0-1-0	0-0-0	0-0-0		NEUTRAL		0-0-0		0-0-0		0-1-0		
<hr/>												
RPI	S	Opponent	Score	RPI	S	Opponent	Score	RPI	S	Opponent	Score	
				29	A	Texas Tech	0 8	53	A	South Fla.	0 7	
								188	A	Arkansas St.	0 5	
								200	A	Southern Miss.	0 8	
								209	A	North Florida	1 10	
								256	N	Fla. Atlantic	0 10	
								271	H	Jackson St.	0 1	
								277	A	La.-Monroe	0 4	
								280	H	Alabama St.	1 3	
								280	N	Alabama St.	2 5	
								284	A	UALR	0 4	
								287	A	Prairie View	0 2	
								305	H	Southern U.	0 0	
								316	A	Mississippi Val.	1 2	
								322	A	Texas Southern	1 2	
								323	A	Alcorn	1 3	
								324	H	Alabama A&M	1 1	
								327	A	Grambling	0 0	
<hr/>												
LAST 10 GAMES												
				280	N	Alabama St.	2 5	280	H	Alabama St.	1 3	
				271	H	Jackson St.	0 1	324	H	Alabama A&M	1 1	
				305	H	Southern U.	0 0	316	A	Mississippi Val.	1 2	
				322	A	Texas Southern	1 2	323	A	Alcorn	1 3	
				287	A	Prairie View	0 2	29	A	Texas Tech	0 8	

Non-Div. I Games:

Lyon

2

3

Williams Baptist

9

0

Central Baptist

2

0

Ark.-Pine Bluff

Average RPI Win: 320		WON-LOST	WINNING	LAST 10	STRENGTH OF		OPP. STRENGTH	TEAM	ADJ	CONF.	ADJ CONF.
Average RPI Loss: 246		RECORD	PCT. RANK	GAMES	SCHEDULE		OF SCHEDULE	RPI	RPI	RPI	RPI
DIV. I ONLY		1-16-0	.05882	326	1-9-0		319	315	326	.30004	326
DIV. I NON-CONF.		0-12-0	0	318	0-5-0		301	307	327	.29187	327
TOTALS		RPI 1-25	RPI 26-50		W-L RECORDS		RPI 51-100		RPI 101-150		RPI 150+
1-16-0		0-0-0	0-0-0		OVERALL		0-1-0		0-0-0		1-15-0
1-6-0		0-0-0	0-0-0		HOME		0-0-0		0-0-0		1-6-0
0-10-0		0-0-0	0-0-0		AWAY		0-1-0		0-0-0		0-9-0
0-0-0		0-0-0	0-0-0		NEUTRAL		0-0-0		0-0-0		0-0-0
0-12-0		0-0-0	0-0-0		NON-CONFERENCE		0-1-0		0-0-0		0-11-0
0-4-0		0-0-0	0-0-0		HOME		0-0-0		0-0-0		0-4-0
0-8-0		0-0-0	0-0-		AWAY		0-1-0		0-0-0		0-7-0
0-0-0		0-0-0	0-0-0		NEUTRAL		0-0-0		0-0-0		0-0-0
1-4-0		0-0-0	0-0-0		CONFERENCE		0-0-0		0-0-0		1-4-0
1-2-0		0-0-0	0-0-0		HOME		0-0-0		0-0-0		1-2-0
0-2-0		0-0-0	0-0-0		AWAY		0-0-0		0-0-0		0-2-0
0-0-0		0-0-0	0-0-0		NEUTRAL		0-0-0		0-0-0		0-0-0
RPI S	Opponent	Score	RPI S	Opponent	Score	RPI S	Opponent	Score	RPI S	Opponent	Score
						86 A	Radford	0 6	172 H	Wagner	0 2
									196 A	Fairleigh Dickinson	1 2
									201 H	Cornell	0 1
									205 A	George Washington	0 5
									226 A	Towson	3 4
									238 H	Temple	0 4
									267 A	NJIT	0 3
									267 H	NJIT	0 3
									272 A	Mt. St. Mary's	1 3
									290 H	Bryant	0 2
									291 A	Manhattan	0 2
									293 A	Howard	1 2
									293 H	Howard	0 1
									318 A	Saint Peter's	1 2
									320 H	South Carolina St.	1 0
									321 A	VMI	0 2
LAST 10 GAMES											
						267 A	NJIT	0 3	293 A	Howard	1 2
						205 A	George Washington	0 5	201 H	Cornell	0 1
						226 A	Towson	3 4	267 H	NJIT	0 3
						293 H	Howard	0 1	196 A	Fairleigh Dickinson	1 2
						320 H	South Carolina St.	1 0	172 H	Wagner	0 2

Non-Div. I Games:

Delaware St.

Average RPI Win: 0		WON-LOST RECORD		WINNING PCT. RANK		LAST 10 GAMES		STRENGTH OF SCHEDULE		OPP. STRENGTH OF SCHEDULE		TEAM RPI		ADJ RPI		CONF. RPI		ADJ CONF. RPI			
Average RPI Loss: 277		0-10-2		.08333 323		0-8-2		325		327		327		.28072 327		32		32			
DIV. I ONLY		0-3-0		0		318		250		296		323		.32799 322		32		32			
DIV. I NON-CONF.																					
TOTALS		RPI 1-25		RPI 26-50		W-L RECORDS		RPI 51-100		RPI 101-150		RPI 150+									
0-10-2		0-0-0		0-0-0		OVERALL		0-0-0		0-0-0		0-10-2									
0-5-1		0-0-0		0-0-0		HOME		0-0-0		0-0-0		0-5-1									
0-5-1		0-0-0		0-0-0		AWAY		0-0-0		0-0-0		0-5-1									
0-0-0		0-0-0		0-0-0		NEUTRAL		0-0-0		0-0-0		0-0-0									
0-3-0		0-0-0		0-0-0		NON-CONFERENCE		0-0-0		0-0-0		0-3-0									
0-1-0		0-0-0		0-0-0		HOME		0-0-0		0-0-0		0-1-0									
0-2-0		0-0-0		0-0-		AWAY		0-0-0		0-0-0		0-2-0									
0-0-0		0-0-0		0-0-0		NEUTRAL		0-0-0		0-0-0		0-0-0									
0-7-2		0-0-0		0-0-0		CONFERENCE		0-0-0		0-0-0		0-7-2									
0-4-1		0-0-0		0-0-0		HOME		0-0-0		0-0-0		0-4-1									
0-3-1		0-0-0		0-0-0		AWAY		0-0-0		0-0-0		0-3-1									
0-0-0		0-0-0		0-0-0		NEUTRAL		0-0-0		0-0-0		0-0-0									
RPI	S	Opponent	Score	RPI	S	Opponent	Score	RPI	S	Opponent	Score	RPI	S	Opponent	Score						
												188	A	Arkansas St.	0	7					
												203	H	Louisiana Tech	0	6					
												271	H	Jackson St.	0	2					
												277	A	La.-Monroe	0	9					
												280	H	Alabama St.	0	3					
												287	A	Prairie View	0	4					
												305	H	Southern U.	0	2					
												316	A	Mississippi Val.	0	4					
												322	A	Texas Southern	0	1					
												323	A	Alcorn	1	1					
												324	H	Alabama A&M	1	3					
												325	H	Ark.-Pine Bluff	0	0					
LAST 10 GAMES																					
												305	H	Southern U.	0	2	280	H	Alabama St.	0	3
												271	H	Jackson St.	0	2	323	A	Alcorn	1	1
												287	A	Prairie View	0	4	316	A	Mississippi Val.	0	4
												322	A	Texas Southern	0	1	325	H	Ark.-Pine Bluff	0	0
												324	H	Alabama A&M	1	3	203	H	Louisiana Tech	0	6

Non-Div. I Games:

Grambling