

Average RPI Win: 58		WON-LOST RECORD	WINNING PCT. RANK		LAST 10 GAMES	STRENGTH OF SCHEDULE	OPP. STRENGTH OF SCHEDULE	TEAM RPI	ADJ RPI		CONF. RPI	ADJ CONF. RPI					
Average RPI Loss: 0																	
DIV. I ONLY		11-0-0	1	1	10-0-0	52	1	1	.71872	1	1	1					
DIV. I NON-CONF.		6-0-0	1	1	5-0-0	9	3	2	.74888	2	1	1					

TOTALS		RPI 1-25		RPI 26-50		W-L RECORDS		RPI 51-100		RPI 101-150		RPI 150+					
11-0-0		4-0-0		2-0-0		OVERALL		3-0-0		1-0-0		1-0-0					
8-0-0		3-0-0		1-0-0		HOME		3-0-0		0-0-0		1-0-0					
3-0-0		1-0-0		1-0-0		AWAY		0-0-0		1-0-0		0-0-0					
0-0-0		0-0-0		0-0-0		NEUTRAL		0-0-0		0-0-0		0-0-0					
6-0-0		2-0-0		1-0-0		NON-CONFERENCE		2-0-0		0-0-0		1-0-0					
6-0-0		2-0-0		1-0-0		HOME		2-0-0		0-0-0		1-0-0					
0-0-0		0-0-0		0-0-		AWAY		0-0-0		0-0-0		0-0-0					
0-0-0		0-0-0		0-0-0		NEUTRAL		0-0-0		0-0-0		0-0-0					
5-0-0		2-0-0		1-0-0		CONFERENCE		1-0-0		1-0-0		0-0-0					
2-0-0		1-0-0		0-0-0		HOME		1-0-0		0-0-0		0-0-0					
3-0-0		1-0-0		1-0-0		AWAY		0-0-0		1-0-0		0-0-0					
0-0-0		0-0-0		0-0-0		NEUTRAL		0-0-0		0-0-0		0-0-0					
RPI	S	Opponent		Score		RPI	S	Opponent		Score		RPI	S	Opponent		Score	
3	H	Penn St.		5	1	26	H	Rutgers		6	0	70	H	Syracuse		3	0
13	A	Boston College		2	1	34	A	Duke		3	2	78	H	VCU		4	2
15	H	Santa Clara		4	0							86	H	Seton Hall		3	0
20	H	Maryland		1	0												

Average RPI Win: 65		WON-LOST RECORD		WINNING PCT. RANK		LAST 10 GAMES		STRENGTH OF SCHEDULE		OPP. STRENGTH OF SCHEDULE		TEAM RPI		ADJ RPI		CONF. RPI		ADJ CONF. RPI					
DIV. I ONLY		8-0-1		.94444 2		8-0-1		24		4		2		.71869 2		2		2					
DIV. I NON-CONF.		7-0-1		.9375 7		7-0-1		43		1		6		.70179 6		2		2					
TOTALS		RPI 1-25		RPI 26-50		W-L RECORDS		RPI 51-100		RPI 101-150		RPI 150+											
8-0-1		4-0-1		1-0-0		OVERALL		0-0-0		2-0-0		1-0-0											
4-0-1		1-0-1		0-0-0		HOME		0-0-0		2-0-0		1-0-0											
4-0-0		3-0-0		1-0-0		AWAY		0-0-0		0-0-0		0-0-0											
0-0-0		0-0-0		0-0-0		NEUTRAL		0-0-0		0-0-0		0-0-0											
7-0-1		3-0-1		1-0-0		NON-CONFERENCE		0-0-0		2-0-0		1-0-0											
4-0-1		1-0-1		0-0-0		HOME		0-0-0		2-0-0		1-0-0											
3-0-0		2-0-0		1-0-		AWAY		0-0-0		0-0-0		0-0-0											
0-0-0		0-0-0		0-0-0		NEUTRAL		0-0-0		0-0-0		0-0-0											
1-0-0		1-0-0		0-0-0		CONFERENCE		0-0-0		0-0-0		0-0-0											
0-0-0		0-0-0		0-0-0		HOME		0-0-0		0-0-0		0-0-0											
1-0-0		1-0-0		0-0-0		AWAY		0-0-0		0-0-0		0-0-0											
0-0-0		0-0-0		0-0-0		NEUTRAL		0-0-0		0-0-0		0-0-0											
RPI	S	Opponent		Score		RPI	S	Opponent		Score		RPI	S	Opponent		Score		RPI	S	Opponent		Score	
13	A	Boston College		2	1	31	A	Connecticut		1	0							117	H	Iowa St.		3	1
15	A	Santa Clara		3	2													138	H	St. Mary's (CA)		5	0
16	H	Portland		1	1													167	H	Loyola Marymount		4	0
19	A	Colorado		2	0																		
20	H	Maryland		3	0																		
LAST 10 GAMES																							
		19	A	Colorado	2	0			167	H	Loyola Marymount	4	0										
		15	A	Santa Clara	3	2			16	H	Portland	1	1										
		138	H	St. Mary's (CA)	5	0			31	A	Connecticut	1	0										
		117	H	Iowa St.	3	1			13	A	Boston College	2	1										
		20	H	Maryland	3	0																	

Non-Div. I Games:

Stanford

Average RPI Win: 90		WON-LOST	WINNING	LAST 10	STRENGTH OF		OPP. STRENGTH	TEAM	ADJ	CONF.	ADJ CONF.
Average RPI Loss: 1		RECORD	PCT. RANK	GAMES	SCHEDULE		OF SCHEDULE	RPI	RPI	RPI	RPI
DIV. I ONLY		9-1-1	.86364	10	2-0-0		6	48	3	.71407	3
DIV. I NON-CONF.		6-1-1	.8125	30	1-0-0		3	47	4	.71987	4
TOTALS		RPI 1-25	RPI 26-50		W-L RECORDS		RPI 51-100		RPI 101-150		RPI 150+
9-1-1		0-1-0	3-0-1		OVERALL		4-0-0		1-0-0		1-0-0
6-0-1		0-0-0	2-0-1		HOME		3-0-0		1-0-0		0-0-0
3-1-0		0-1-0	1-0-0		AWAY		1-0-0		0-0-0		1-0-0
0-0-0		0-0-0	0-0-0		NEUTRAL		0-0-0		0-0-0		0-0-0
6-1-1		0-1-0	2-0-1		NON-CONFERENCE		3-0-0		0-0-0		1-0-0
3-0-1		0-0-0	1-0-1		HOME		2-0-0		0-0-0		0-0-0
3-1-0		0-1-0	1-0-		AWAY		1-0-0		0-0-0		1-0-0
0-0-0		0-0-0	0-0-0		NEUTRAL		0-0-0		0-0-0		0-0-0
3-0-0		0-0-0	1-0-0		CONFERENCE		1-0-0		1-0-0		0-0-0
3-0-0		0-0-0	1-0-0		HOME		1-0-0		1-0-0		0-0-0
0-0-0		0-0-0	0-0-0		AWAY		0-0-0		0-0-0		0-0-0
0-0-0		0-0-0	0-0-0		NEUTRAL		0-0-0		0-0-0		0-0-0
RPI S	Opponent	Score	RPI S	Opponent	Score	RPI S	Opponent	Score	RPI S	Opponent	Score
1 A	Virginia	1 5	32 H	Boston U.	1 0	53 H	La Salle	5 1	150 H	Northwestern	3 2
			39 H	West Virginia	2 2	90 H	Purdue	6 1	212 A	Bucknell	6 0
			43 H	Indiana	4 1	91 A	Tulsa	3 2			
			45 A	Oklahoma St.	4 2	98 H	Hofstra	2 1			
LAST 10 GAMES											
			43 H	Indiana	4 1	212 A	Bucknell	6 0			
			90 H	Purdue	6 1	32 H	Boston U.	1 0			
			150 H	Northwestern	3 2	53 H	La Salle	5 1			
			91 A	Tulsa	3 2	1 A	Virginia	1 5			
			45 A	Oklahoma St.	4 2	98 H	Hofstra	2 1			

Non-Div. I Games:

Penn St.

Average RPI Win:		77	WON-LOST RECORD		WINNING PCT. RANK		LAST 10 GAMES		STRENGTH OF SCHEDULE		OPP. STRENGTH OF SCHEDULE		TEAM RPI		ADJ RPI		CONF. RPI		ADJ CONF. RPI				
Average RPI Loss:		9	9-2-0		.81818 18		8-2-0		5		22		4		.71367 4		1		1				
DIV. I ONLY			6-0-0		1 1		5-0-0		6		26		3		.74181 3		1		1				
DIV. I NON-CONF.																							
TOTALS		RPI 1-25		RPI 26-50		W-L RECORDS		RPI 51-100		RPI 101-150		RPI 150+											
9-2-0		3-2-0		1-0-0		OVERALL		2-0-0		2-0-0		1-0-0											
2-1-0		0-1-0		0-0-0		HOME		0-0-0		1-0-0		1-0-0											
3-1-0		1-1-0		0-0-0		AWAY		1-0-0		1-0-0		0-0-0											
4-0-0		2-0-0		1-0-0		NEUTRAL		1-0-0		0-0-0		0-0-0											
6-0-0		2-0-0		1-0-0		NON-CONFERENCE		1-0-0		1-0-0		1-0-0											
2-0-0		0-0-0		0-0-0		HOME		0-0-0		1-0-0		1-0-0											
0-0-0		0-0-0		0-0-		AWAY		0-0-0		0-0-0		0-0-0											
4-0-0		2-0-0		1-0-0		NEUTRAL		1-0-0		0-0-0		0-0-0											
3-2-0		1-2-0		0-0-0		CONFERENCE		1-0-0		1-0-0		0-0-0											
0-1-0		0-1-0		0-0-0		HOME		0-0-0		0-0-0		0-0-0											
3-1-0		1-1-0		0-0-0		AWAY		1-0-0		1-0-0		0-0-0											
0-0-0		0-0-0		0-0-0		NEUTRAL		0-0-0		0-0-0		0-0-0											
RPI	S	Opponent		Score		RPI	S	Opponent		Score		RPI	S	Opponent		Score		RPI	S	Opponent		Score	
6	A	Florida St.		0 1		39	N	West Virginia		4 2		59	A	Miami (FL)		4 0		118	A	Pittsburgh		1 0	
7	N	UCLA		1 0								78	N	VCU		4 0		143	H	Kennesaw St.		3 0	
11	A	Virginia Tech		2 1														222	H	New Mexico		2 1	
12	H	Notre Dame		0 1																			
15	N	Santa Clara		2 0																			
						LAST 10 GAMES																	
						59 A Miami (FL) 4 0						118 A Pittsburgh 1 0											
						6 A Florida St. 0 1						7 N UCLA 1 0											
						12 H Notre Dame 0 1						143 H Kennesaw St. 3 0											
						11 A Virginia Tech 2 1						222 H New Mexico 2 1											
						39 N West Virginia 4 2						78 N VCU 4 0											

Non-Div. I Games:

North Carolina

Average RPI Win:	97	WON-LOST RECORD	WINNING PCT. RANK	LAST 10 GAMES	STRENGTH OF SCHEDULE	OPP. STRENGTH OF SCHEDULE	TEAM RPI	ADJ RPI	CONF. RPI	ADJ CONF. RPI				
Average RPI Loss:	0													
DIV. I ONLY		9-0-2	.90909	4	8-0-2	11	32	5	.71345	5	5	5		
DIV. I NON-CONF.		8-0-1	.94444	6	7-0-1	15	21	5	.71792	5	6	6		
<hr/>														
TOTALS	RPI 1-25	RPI 26-50		W-L RECORDS		RPI 51-100		RPI 101-150		RPI 150+				
9-0-2	0-0-1	2-0-0		OVERALL		5-0-1		0-0-0		2-0-0				
6-0-2	0-0-1	1-0-0		HOME		4-0-1		0-0-0		1-0-0				
3-0-0	0-0-0	1-0-0		AWAY		1-0-0		0-0-0		1-0-0				
0-0-0	0-0-0	0-0-0		NEUTRAL		0-0-0		0-0-0		0-0-0				
8-0-1	0-0-1	2-0-0		NON-CONFERENCE		4-0-0		0-0-0		2-0-0				
5-0-1	0-0-1	1-0-0		HOME		3-0-0		0-0-0		1-0-0				
3-0-0	0-0-0	1-0-		AWAY		1-0-0		0-0-0		1-0-0				
0-0-0	0-0-0	0-0-0		NEUTRAL		0-0-0		0-0-0		0-0-0				
1-0-1	0-0-0	0-0-0		CONFERENCE		1-0-1		0-0-0		0-0-0				
1-0-1	0-0-0	0-0-0		HOME		1-0-1		0-0-0		0-0-0				
0-0-0	0-0-0	0-0-0		AWAY		0-0-0		0-0-0		0-0-0				
0-0-0	0-0-0	0-0-0		NEUTRAL		0-0-0		0-0-0		0-0-0				
RPI	S	Opponent	Score		RPI	S	Opponent	Score		RPI	S	Opponent	Score	
14	H	UCF	1	1	27	H	William & Mary	2	1	56	A	North Carolina St.	2	0
					31	A	Connecticut	2	1	62	H	Delaware	3	0
										73	H	DePaul	1	1
										76	H	Xavier	7	1
										78	H	VCU	4	0
										88	H	Yale	8	0
					LAST 10 GAMES									
					73	H	DePaul	1	1	76	H	Xavier	7	1
					31	A	Connecticut	2	1	56	A	North Carolina St.	2	0
					14	H	UCF	1	1	78	H	VCU	4	0
					88	H	Yale	8	0	217	A	George Washington	3	2
					62	H	Delaware	3	0	238	H	Quinnipiac	5	0

Non-Div. I Games:

Georgetown

Average RPI Win: 56		WON-LOST	WINNING	LAST 10	STRENGTH OF		OPP. STRENGTH	TEAM	ADJ	CONF.	ADJ CONF.
Average RPI Loss: 0		RECORD	PCT. RANK	GAMES	SCHEDULE		OF SCHEDULE	RPI	RPI	RPI	RPI
DIV. I ONLY		9-0-3	.875	8	7-0-3		30	2	6	.69464	6
DIV. I NON-CONF.		5-0-1	.91667	11	3-0-1		75	2	10	.67402	10
TOTALS		RPI 1-25	RPI 26-50		W-L RECORDS		RPI 51-100		RPI 101-150		RPI 150+
9-0-3		3-0-1	1-0-1		OVERALL		4-0-1		1-0-0		0-0-0
7-0-1		2-0-0	0-0-1		HOME		4-0-0		1-0-0		0-0-0
2-0-2		1-0-1	1-0-0		AWAY		0-0-1		0-0-0		0-0-0
0-0-0		0-0-0	0-0-0		NEUTRAL		0-0-0		0-0-0		0-0-0
5-0-1		2-0-0	0-0-1		NON-CONFERENCE		2-0-0		1-0-0		0-0-0
4-0-1		1-0-0	0-0-1		HOME		2-0-0		1-0-0		0-0-0
1-0-0		1-0-0	0-0-		AWAY		0-0-0		0-0-0		0-0-0
0-0-0		0-0-0	0-0-0		NEUTRAL		0-0-0		0-0-0		0-0-0
4-0-2		1-0-1	1-0-0		CONFERENCE		2-0-1		0-0-0		0-0-0
3-0-0		1-0-0	0-0-0		HOME		2-0-0		0-0-0		0-0-0
1-0-2		0-0-1	1-0-0		AWAY		0-0-1		0-0-0		0-0-0
0-0-0		0-0-0	0-0-0		NEUTRAL		0-0-0		0-0-0		0-0-0
RPI S	Opponent	Score		RPI S	Opponent	Score		RPI S	Opponent	Score	
4 H	North Carolina	1	0	34 A	Duke	2	1	51 A	Clemson	1	1
8 A	Wake Forest	0	0	45 H	Oklahoma St.	1	1	56 H	North Carolina St.	1	0
14 H	UCF	1	0					59 H	Miami (FL)	4	0
23 A	Florida	3	0					81 H	Auburn	4	1
								93 H	Oklahoma	1	0
LAST 10 GAMES											
				59 H	Miami (FL)	4	0	51 A	Clemson	1	1
				56 H	North Carolina St.	1	0	93 H	Oklahoma	1	0
				4 H	North Carolina	1	0	45 H	Oklahoma St.	1	1
				34 A	Duke	2	1	14 H	UCF	1	0
				8 A	Wake Forest	0	0	23 A	Florida	3	0

Non-Div. I Games:

Florida St.

Wake Forest

Through Games Of Sept. 29, 2013

Average RPI Win: 59		WON-LOST RECORD		WINNING PCT. RANK		LAST 10 GAMES		STRENGTH OF SCHEDULE		OPP. STRENGTH OF SCHEDULE		TEAM RPI		ADJ RPI		CONF. RPI		ADJ CONF. RPI	
DIV. I ONLY		8-2-1		.77273 30		7-2-1		20		3		8		.67482 8		1		1	
DIV. I NON-CONF.		5-0-0		1 1		4-0-0		5		12		1		.7506 1		1		1	
TOTALS		RPI 1-25		RPI 26-50		W-L RECORDS		RPI 51-100		RPI 101-150		RPI 150+							
8-2-1		2-2-1		1-0-0		OVERALL		4-0-0		1-0-0		0-0-0							
5-0-1		1-0-1		1-0-0		HOME		2-0-0		1-0-0		0-0-0							
2-2-0		1-2-0		0-0-0		AWAY		1-0-0		0-0-0		0-0-0							
1-0-0		0-0-0		0-0-0		NEUTRAL		1-0-0		0-0-0		0-0-0							
5-0-0		2-0-0		0-0-0		NON-CONFERENCE		2-0-0		1-0-0		0-0-0							
3-0-0		1-0-0		0-0-0		HOME		1-0-0		1-0-0		0-0-0							
1-0-0		1-0-0		0-0-		AWAY		0-0-0		0-0-0		0-0-0							
1-0-0		0-0-0		0-0-0		NEUTRAL		1-0-0		0-0-0		0-0-0							
3-2-1		0-2-1		1-0-0		CONFERENCE		2-0-0		0-0-0		0-0-0							
2-0-1		0-0-1		1-0-0		HOME		1-0-0		0-0-0		0-0-0							
1-2-0		0-2-0		0-0-0		AWAY		1-0-0		0-0-0		0-0-0							
0-0-0		0-0-0		0-0-0		NEUTRAL		0-0-0		0-0-0		0-0-0							
RPI S	Opponent	Score		RPI S	Opponent	Score		RPI S	Opponent	Score		RPI S	Opponent	Score					
6 H	Florida St.	0	0	34 H	Duke	3	1	59 H	Miami (FL)	4	0	102 H	North Texas	2	1				
13 A	Boston College	0	1					70 A	Syracuse	1	0								
16 A	Portland	3	2					77 H	Alabama	3	0								
20 A	Maryland	0	1					87 N	Washington	1	0								
24 H	Kentucky	3	1																
LAST 10 GAMES																			
13 A	Boston College	0	1	70 A	Syracuse	1	0												
20 A	Maryland	0	1	16 A	Portland	3	2												
34 H	Duke	3	1	87 N	Washington	1	0												
59 H	Miami (FL)	4	0	102 H	North Texas	2	1												
6 H	Florida St.	0	0	77 H	Alabama	3	0												

Non-Div. I Games:

Wake Forest

Average RPI Win:		98	WON-LOST RECORD		WINNING PCT. RANK	LAST 10 GAMES		STRENGTH OF SCHEDULE		OPP. STRENGTH OF SCHEDULE		TEAM RPI	ADJ RPI	CONF. RPI	ADJ CONF. RPI		
DIV. I ONLY			9-1-1		.86364	10		42		15		11	.67073	9	4	4	
DIV. I NON-CONF.			7-0-1		.9375	7		61		29		11	.66961	12	4	4	
TOTALS		RPI 1-25		RPI 26-50		W-L RECORDS		RPI 51-100		RPI 101-150		RPI 150+					
9-1-1		1-1-0		1-0-1		OVERALL		4-0-0		1-0-0		2-0-0					
7-0-0		1-0-0		1-0-0		HOME		3-0-0		1-0-0		1-0-0					
2-1-1		0-1-0		0-0-1		AWAY		1-0-0		0-0-0		1-0-0					
0-0-0		0-0-0		0-0-0		NEUTRAL		0-0-0		0-0-0		0-0-0					
7-0-1		0-0-0		1-0-1		NON-CONFERENCE		3-0-0		1-0-0		2-0-0					
5-0-0		0-0-0		1-0-0		HOME		2-0-0		1-0-0		1-0-0					
2-0-1		0-0-0		0-1-		AWAY		1-0-0		0-0-0		1-0-0					
0-0-0		0-0-0		0-0-0		NEUTRAL		0-0-0		0-0-0		0-0-0					
2-1-0		1-1-0		0-0-0		CONFERENCE		1-0-0		0-0-0		0-0-0					
2-0-0		1-0-0		0-0-0		HOME		1-0-0		0-0-0		0-0-0					
0-1-0		0-1-0		0-0-0		AWAY		0-0-0		0-0-0		0-0-0					
0-0-0		0-0-0		0-0-0		NEUTRAL		0-0-0		0-0-0		0-0-0					
RPI	S	Opponent		Score		RPI	S	Opponent		Score		RPI	S	Opponent		Score	
17	A	Georgia		0 2		32	A	Boston U.		0 0		51	A	Clemson		2 1	
21	H	Arkansas		1 0		34	H	Duke		1 0		61	H	South Fla.		1 0	
												81	H	Auburn		2 1	
												83	H	SMU		2 0	

Non-Div. I Games:

South Carolina

D
e
n
v
e
r

Denver

[illegible]

Non-Div. I Games:

Virginia Tech

Average RPI Win:		88	WON-LOST RECORD		WINNING PCT. RANK		LAST 10 GAMES		STRENGTH OF SCHEDULE		OPP. STRENGTH OF SCHEDULE		TEAM RPI		ADJ RPI		CONF. RPI		ADJ CONF. RPI					
Average RPI Loss:		7																						
DIV. I ONLY			9-1-0		.9		5		9-1-0		71		5		10		.66685		12		1		1	
DIV. I NON-CONF.			4-1-0		.8		37		4-1-0		68		22		29		.62828		30		1		1	
TOTALS		RPI 1-25		RPI 26-50		W-L RECORDS		RPI 51-100		RPI 101-150		RPI 150+												
9-1-0		2-1-0		1-0-0		OVERALL		2-0-0		2-0-0		2-0-0												
7-1-0		1-1-0		1-0-0		HOME		1-0-0		2-0-0		2-0-0												
2-0-0		1-0-0		0-0-0		AWAY		1-0-0		0-0-0		0-0-0												
0-0-0		0-0-0		0-0-0		NEUTRAL		0-0-0		0-0-0		0-0-0												
4-1-0		0-1-0		1-0-0		NON-CONFERENCE		0-0-0		1-0-0		2-0-0												
4-1-0		0-1-0		1-0-0		HOME		0-0-0		1-0-0		2-0-0												
0-0-0		0-0-0		0-0-		AWAY		0-0-0		0-0-0		0-0-0												
0-0-0		0-0-0		0-0-0		NEUTRAL		0-0-0		0-0-0		0-0-0												
5-0-0		2-0-0		0-0-0		CONFERENCE		2-0-0		1-0-0		0-0-0												
3-0-0		1-0-0		0-0-0		HOME		1-0-0		1-0-0		0-0-0												
2-0-0		1-0-0		0-0-0		AWAY		1-0-0		0-0-0		0-0-0												
0-0-0		0-0-0		0-0-0		NEUTRAL		0-0-0		0-0-0		0-0-0												
RPI	S	Opponent		Score		RPI	S	Opponent		Score		RPI	S	Opponent		Score								
4	A	North Carolina		1 0		46	H	Illinois		4 1		56	A	North Carolina St.		3 1								
7	H	UCLA		0 1								70	H	Syracuse		1 0								
20	H	Maryland		5 0																				

Average RPI Win:		60	WON-LOST RECORD		WINNING PCT. RANK		LAST 10 GAMES		STRENGTH OF SCHEDULE		OPP. STRENGTH OF SCHEDULE		TEAM RPI		ADJ RPI		CONF. RPI		ADJ CONF. RPI	
DIV. I ONLY			6-5-0		.54545 137		6-4-0		2		11		13		.65934 13		1		1	
DIV. I NON-CONF.			3-2-0		.6 111		3-1-0		2		14		7		.68842 7		1		1	
TOTALS		RPI 1-25		RPI 26-50		W-L RECORDS		RPI 51-100		RPI 101-150		RPI 150+								
6-5-0		1-3-0		2-1-0		OVERALL		2-1-0		1-0-0		0-0-0								
3-4-0		1-3-0		2-1-0		HOME		0-0-0		0-0-0		0-0-0								
3-1-0		0-0-0		0-0-0		AWAY		2-1-0		1-0-0		0-0-0								
0-0-0		0-0-0		0-0-0		NEUTRAL		0-0-0		0-0-0		0-0-0								
3-2-0		0-1-0		2-1-0		NON-CONFERENCE		1-0-0		0-0-0		0-0-0								
2-2-0		0-1-0		2-1-0		HOME		0-0-0		0-0-0		0-0-0								
1-0-0		0-0-0		0-0-		AWAY		1-0-0		0-0-0		0-0-0								
0-0-0		0-0-0		0-0-0		NEUTRAL		0-0-0		0-0-0		0-0-0								
3-3-0		1-2-0		0-0-0		CONFERENCE		1-1-0		1-0-0		0-0-0								
1-2-0		1-2-0		0-0-0		HOME		0-0-0		0-0-0		0-0-0								
2-1-0		0-0-0		0-0-0		AWAY		1-1-0		1-0-0		0-0-0								
0-0-0		0-0-0		0-0-0		NEUTRAL		0-0-0		0-0-0		0-0-0								
RPI	S	Opponent		Score		RPI	S	Opponent		Score		RPI	S	Opponent		Score				
1	H	Virginia		1	2	31	H	Connecticut		0	1	51	A	Clemson		1	2			
2	H	Stanford		1	2	32	H	Boston U.		1	0	56	A	North Carolina St.		3	2			
8	H	Wake Forest		1	0	47	H	Ohio St.		1	0	98	A	Hofstra		6	5			
11	H	Virginia Tech		0	1															
						LAST 10 GAMES														
						8 H Wake Forest 1 0						56 A North Carolina St. 3 2								
						11 H Virginia Tech 0 1						47 H Ohio St. 1 0								
						1 H Virginia 1 2						98 A Hofstra 6 5								
						51 A Clemson 1 2						31 H Connecticut 0 1								
						118 A Pittsburgh 3 0						32 H Boston U. 1 0								

Non-Div. I Games:

Boston College

U
C
F

UCF

Average RPI Win:		126	WON-LOST RECORD		WINNING PCT. RANK		LAST 10 GAMES		STRENGTH OF SCHEDULE		OPP. STRENGTH OF SCHEDULE		TEAM RPI		ADJ RPI		CONF. RPI		ADJ CONF. RPI	
DIV. I ONLY		6-3-1		.65	81	6-3-1		7		16		15		.65496		15	8		8	
DIV. I NON-CONF.		6-3-1		.65	89	6-3-1		7		13		14		.65496		14	8		8	
TOTALS		RPI 1-25		RPI 26-50		W-L RECORDS		RPI 51-100		RPI 101-150		RPI 150+								
6-3-1		1-3-0		1-0-1		OVERALL		0-0-0		2-0-0		2-0-0								
5-1-1		1-1-0		1-0-1		HOME		0-0-0		2-0-0		1-0-0								
1-1-0		0-1-0		0-0-0		AWAY		0-0-0		0-0-0		1-0-0								
0-1-0		0-1-0		0-0-0		NEUTRAL		0-0-0		0-0-0		0-0-0								
6-3-1		1-3-0		1-0-1		NON-CONFERENCE		0-0-0		2-0-0		2-0-0								
5-1-1		1-1-0		1-0-1		HOME		0-0-0		2-0-0		1-0-0								
1-1-0		0-1-0		0-0-		AWAY		0-0-0		0-0-0		1-0-0								
0-1-0		0-1-0		0-0-0		NEUTRAL		0-0-0		0-0-0		0-0-0								
0-0-0		0-0-0		0-0-0		CONFERENCE		0-0-0		0-0-0		0-0-0								
0-0-0		0-0-0		0-0-0		HOME		0-0-0		0-0-0		0-0-0								
0-0-0		0-0-0		0-0-0		AWAY		0-0-0		0-0-0		0-0-0								
0-0-0		0-0-0		0-0-0		NEUTRAL		0-0-0		0-0-0		0-0-0								
RPI	S	Opponent		Score		RPI	S	Opponent		Score		RPI	S	Opponent		Score				
1	A	Virginia		0	4	36	H	Long Beach St.		4	0	107	H	Kansas		3	2			
2	H	Stanford		2	3	44	H	California		1	1	117	H	Iowa St.		5	1			
4	N	North Carolina		0	2							227	H	Cal Poly		4	0			
20	H	Maryland		1	0							250	A	Fresno St.		1	0			

Non-Div. I Games:

Santa Clara

Average RPI Win: 124		WON-LOST	WINNING	LAST 10	STRENGTH OF	OPP. STRENGTH	TEAM	ADJ	CONF.	ADJ CONF.				
Average RPI Loss: 42		RECORD	PCT. RANK	GAMES	SCHEDULE	OF SCHEDULE	RPI	RPI	RPI	RPI				
DIV. I ONLY		9-2-0	.81818	18	9-1-0	28	86	16	.65252	17	4	4		
DIV. I NON-CONF.		7-1-0	.875	18	7-0-0	64	126	25	.63537	24	4	4		
<hr/>														
TOTALS		RPI 1-25		RPI 26-50		W-L RECORDS		RPI 51-100		RPI 101-150		RPI 150+		
9-2-0		1-1-0		1-0-0		OVERALL		2-1-0		2-0-0		3-0-0		
6-0-0		1-0-0		1-0-0		HOME		1-0-0		1-0-0		2-0-0		
3-2-0		0-1-0		0-0-0		AWAY		1-1-0		1-0-0		1-0-0		
0-0-0		0-0-0		0-0-0		NEUTRAL		0-0-0		0-0-0		0-0-0		
<hr/>														
7-1-0		0-0-0		1-0-0		NON-CONFERENCE		2-1-0		1-0-0		3-0-0		
5-0-0		0-0-0		1-0-0		HOME		1-0-0		1-0-0		2-0-0		
2-1-0		0-0-0		0-0-		AWAY		1-1-0		0-0-0		1-0-0		
0-0-0		0-0-0		0-0-0		NEUTRAL		0-0-0		0-0-0		0-0-0		
<hr/>														
2-1-0		1-1-0		0-0-0		CONFERENCE		0-0-0		1-0-0		0-0-0		
1-0-0		1-0-0		0-0-0		HOME		0-0-0		0-0-0		0-0-0		
1-1-0		0-1-0		0-0-0		AWAY		0-0-0		1-0-0		0-0-0		
0-0-0		0-0-0		0-0-0		NEUTRAL		0-0-0		0-0-0		0-0-0		
<hr/>														
RPI	S	Opponent		Score	RPI	S	Opponent		Score	RPI	S	Opponent		Score
9	H	South Carolina		2 0	36	H	Long Beach St.		1 0	60	A	Texas		0 2
24	A	Kentucky		0 1						94	H	Furman		2 0
										96	A	UNC Greensboro		1 0

Non-Div. I Games:

Georgia

Average RPI Win:		95	WON-LOST RECORD		WINNING PCT. RANK		LAST 10 GAMES		STRENGTH OF SCHEDULE		OPP. STRENGTH OF SCHEDULE		TEAM RPI		ADJ RPI		CONF. RPI		ADJ CONF. RPI		
DIV. I ONLY			8-2-1		.77273	30	7-2-1		35		19		18		.64899		18	3		3	
DIV. I NON-CONF.			5-2-1		.6875	67	4-2-1		28		16		28		.63079		29	3		3	
TOTALS		RPI 1-25		RPI 26-50		W-L RECORDS		RPI 51-100		RPI 101-150		RPI 150+									
8-2-1		1-1-0		1-1-0		OVERALL		2-0-1		3-0-0		1-0-0									
4-0-0		1-0-0		0-0-0		HOME		1-0-0		1-0-0		1-0-0									
2-2-1		0-1-0		1-1-0		AWAY		0-0-1		1-0-0		0-0-0									
2-0-0		0-0-0		0-0-0		NEUTRAL		1-0-0		1-0-0		0-0-0									
5-2-1		1-1-0		0-1-0		NON-CONFERENCE		1-0-1		2-0-0		1-0-0									
3-0-0		1-0-0		0-0-0		HOME		0-0-0		1-0-0		1-0-0									
0-2-1		0-1-0		0-0-		AWAY		0-0-1		0-0-0		0-0-0									
2-0-0		0-0-0		0-0-0		NEUTRAL		1-0-0		1-0-0		0-0-0									
3-0-0		0-0-0		1-0-0		CONFERENCE		1-0-0		1-0-0		0-0-0									
1-0-0		0-0-0		0-0-0		HOME		1-0-0		0-0-0		0-0-0									
2-0-0		0-0-0		1-0-0		AWAY		0-0-0		1-0-0		0-0-0									
0-0-0		0-0-0		0-0-0		NEUTRAL		0-0-0		0-0-0		0-0-0									
RPI	S	Opponent		Score		RPI	S	Opponent		Score		RPI	S	Opponent		Score					
10	H	Denver		2	1	35	A	BYU		0	3	57	A	Utah St.		2	2				
21	A	Arkansas		1	2	46	A	Illinois		3	2	63	H	Michigan St.		1	0				
												92	N	San Diego		2	1				
														114 N San Francisco		3	0				
														119 H Cincinnati		4	1				
														150 A Northwestern		2	1				
														169 H Southeast Mo. St.		4	0				
LAST 10 GAMES																					
150	A	Northwestern		2	1	46	A	Illinois		3	2	21	A	Arkansas		1	2				
10	H	Denver		2	1							57	A	Utah St.		2	2				
63	H	Michigan St.		1	0							35	A	BYU		0	3				
92	N	San Diego		2	1							119	H	Cincinnati		4	1				
114	N	San Francisco		3	0																

Non-Div. I Games:

Nebraska

Non-Div. I Games:

Colorado

[illegible]

Non-Div. I Games:

Maryland

[illegible]

Non-Div. I Games:

Arkansas

Average RPI Win: 122		WON-LOST RECORD		WINNING PCT. RANK		LAST 10 GAMES		STRENGTH OF SCHEDULE		OPP. STRENGTH OF SCHEDULE		TEAM RPI		ADJ RPI		CONF. RPI		ADJ CONF. RPI	
DIV. I ONLY		8-2-1		.77273 30		8-1-1		56		24		26		.63707 24		4		4	
DIV. I NON-CONF.		6-1-1		.8125 30		6-0-1		83		40		32		.62447 32		4		4	
TOTALS		RPI 1-25		RPI 26-50		W-L RECORDS		RPI 51-100		RPI 101-150		RPI 150+							
8-2-1		1-2-0		2-0-1		OVERALL		1-0-0		1-0-0		3-0-0							
5-1-1		1-1-0		1-0-1		HOME		0-0-0		1-0-0		2-0-0							
3-1-0		0-1-0		1-0-0		AWAY		1-0-0		0-0-0		1-0-0							
0-0-0		0-0-0		0-0-0		NEUTRAL		0-0-0		0-0-0		0-0-0							
6-1-1		0-1-0		2-0-1		NON-CONFERENCE		0-0-0		1-0-0		3-0-0							
4-0-1		0-0-0		1-0-1		HOME		0-0-0		1-0-0		2-0-0							
2-1-0		0-1-0		1-0-		AWAY		0-0-0		0-0-0		1-0-0							
0-0-0		0-0-0		0-0-0		NEUTRAL		0-0-0		0-0-0		0-0-0							
2-1-0		1-1-0		0-0-0		CONFERENCE		1-0-0		0-0-0		0-0-0							
1-1-0		1-1-0		0-0-0		HOME		0-0-0		0-0-0		0-0-0							
1-0-0		0-0-0		0-0-0		AWAY		1-0-0		0-0-0		0-0-0							
0-0-0		0-0-0		0-0-0		NEUTRAL		0-0-0		0-0-0		0-0-0							
RPI S	Opponent	Score		RPI S	Opponent	Score		RPI S	Opponent	Score		RPI S	Opponent	Score					
8 A	Wake Forest	1	3	39 A	West Virginia	4	2	81 A	Auburn	1	0	113 H	Dayton	3	1				
17 H	Georgia	1	0	42 H	Louisville	2	0					218 H	Eastern Ky.	7	0				
21 H	Arkansas	0	3	50 H	Utah	0	0					230 A	Toledo	2	1				
												236 H	UTSA	1	0				
				LAST 10 GAMES															
				21 H	Arkansas	0	3	17 H	Georgia	1	0								
				81 A	Auburn	1	0	42 H	Louisville	2	0								
				39 A	West Virginia	4	2	230 A	Toledo	2	1								
				236 H	UTSA	1	0	218 H	Eastern Ky.	7	0								
				113 H	Dayton	3	1	50 H	Utah	0	0								

Average RPI Win:	130	WON-LOST	WINNING		LAST 10	STRENGTH OF	OPP. STRENGTH	TEAM	ADJ	CONF.	ADJ CONF.	
Average RPI Loss:	17	RECORD	PCT. RANK		GAMES	SCHEDULE	OF SCHEDULE	RPI	RPI	RPI	RPI	
DIV. I ONLY		7-3-0	.7	58	7-3-0	15	76	24	.63673	25	12	12
DIV. I NON-CONF.		5-3-0	.625	95	5-3-0	8	57	24	.63494	26	12	12
<hr/>												
TOTALS	RPI 1-25	RPI 26-50		W-L RECORDS		RPI 51-100		RPI 101-150		RPI 150+		
7-3-0	0-3-0	0-0-0		OVERALL		1-0-0		5-0-0		1-0-0		
4-0-0	0-0-0	0-0-0		HOME		1-0-0		2-0-0		1-0-0		
2-3-0	0-3-0	0-0-0		AWAY		0-0-0		2-0-0		0-0-0		
1-0-0	0-0-0	0-0-0		NEUTRAL		0-0-0		1-0-0		0-0-0		
5-3-0	0-3-0	0-0-0		NON-CONFERENCE		1-0-0		3-0-0		1-0-0		
4-0-0	0-0-0	0-0-0		HOME		1-0-0		2-0-0		1-0-0		
0-3-0	0-3-0	0-0-		AWAY		0-0-0		0-0-0		0-0-0		
1-0-0	0-0-0	0-0-0		NEUTRAL		0-0-0		1-0-0		0-0-0		
2-0-0	0-0-0	0-0-0		CONFERENCE		0-0-0		2-0-0		0-0-0		
0-0-0	0-0-0	0-0-0		HOME		0-0-0		0-0-0		0-0-0		
2-0-0	0-0-0	0-0-0		AWAY		0-0-0		2-0-0		0-0-0		
0-0-0	0-0-0	0-0-0		NEUTRAL		0-0-0		0-0-0		0-0-0		
RPI	S	Opponent	Score	RPI	S	Opponent	Score	RPI	S	Opponent	Score	
10	A	Denver	1 2					129	A	Middle Tenn.	2 0	
19	A	Colorado	0 1					135	H	Drexel	3 0	
22	A	Marquette	1 3					137	N	Loyola Chicago	2 0	
								144	A	East Carolina	1 0	
								148	H	Appalachian St.	4 0	
								159	H	Ball St.	2 0	
<hr/>												
LAST 10 GAMES												
144	A	East Carolina	1 0	129	A	Middle Tenn.	2 0					
135	H	Drexel	3 0	137	N	Loyola Chicago	2 0					
60	H	Texas	2 0	148	H	Appalachian St.	4 0					
159	H	Ball St.	2 0	19	A	Colorado	0 1					
22	A	Marquette	1 3	10	A	Denver	1 2					

Non-Div. I Games:

Colorado Col.

R
u
t
g
e
r
sR
u
t
g
e
r
s

Rutgers

Average RPI Win:	101	WON-LOST RECORD	WINNING PCT. RANK	LAST 10 GAMES	STRENGTH OF SCHEDULE	OPP. STRENGTH OF SCHEDULE	TEAM RPI	ADJ RPI	CONF. RPI	ADJ CONF. RPI									
Average RPI Loss:	5																		
DIV. I ONLY		4-1-4	.66667	73	4-1-4	10	95	25	.6358	27	9	9							
DIV. I NON-CONF.		3-1-4	.625	95	3-1-4	14	103	33	.62039	35	9	9							
<hr/>																			
TOTALS	RPI 1-25	RPI 26-50		W-L RECORDS		RPI 51-100		RPI 101-150		RPI 150+									
4-1-4	0-1-0	0-0-1		OVERALL		2-0-1		2-0-0		0-0-2									
2-0-2	0-0-0	0-0-0		HOME		0-0-0		2-0-0		0-0-2									
1-1-1	0-1-0	0-0-0		AWAY		1-0-1		0-0-0		0-0-0									
1-0-1	0-0-0	0-0-1		NEUTRAL		1-0-0		0-0-0		0-0-0									
<hr/>																			
3-1-4	0-1-0	0-0-1		NON-CONFERENCE		1-0-1		2-0-0		0-0-2									
2-0-2	0-0-0	0-0-0		HOME		0-0-0		2-0-0		0-0-2									
0-1-1	0-1-0	0-0-		AWAY		0-0-1		0-0-0		0-0-0									
1-0-1	0-0-0	0-0-1		NEUTRAL		1-0-0		0-0-0		0-0-0									
<hr/>																			
1-0-0	0-0-0	0-0-0		CONFERENCE		1-0-0		0-0-0		0-0-0									
0-0-0	0-0-0	0-0-0		HOME		0-0-0		0-0-0		0-0-0									
1-0-0	0-0-0	0-0-0		AWAY		1-0-0		0-0-0		0-0-0									
0-0-0	0-0-0	0-0-0		NEUTRAL		0-0-0		0-0-0		0-0-0									
<hr/>																			
RPI	S	Opponent	Score		RPI	S	Opponent	Score		RPI	S	Opponent	Score						
5	A	Georgetown	1	2	26	N	Rutgers	1	1	52	A	James Madison	2	1					
										74	A	Princeton	1	1					
										86	N	Seton Hall	1	0					
										131	H	Radford	2	1					
										136	H	High Point	3	0					
										153	H	Penn	0	0					
										235	H	George Mason	1	1					
					</														

Non-Div. I Games:

William & Mary

M
i
n
n
e
s
o
t
a

Tie, Loss, Non-Conf,S Site, H Home, A Away, N Neutral Page 28

Average RPI Win: 120		WON-LOST RECORD	WINNING PCT. RANK		LAST 10 GAMES	STRENGTH OF SCHEDULE	OPP. STRENGTH OF SCHEDULE	TEAM RPI	ADJ RPI	CONF. RPI	ADJ CONF. RPI		
Average RPI Loss: 70													
DIV. I ONLY		7-2-1	.75	38	7-2-1	38	73	29	.63129	29	3	3	
DIV. I NON-CONF.		6-1-0	.85714	24	6-1-0	117	61	36	.61702	36	3	3	
<hr/>													
TOTALS		RPI 1-25		RPI 26-50		W-L RECORDS		RPI 51-100		RPI 101-150		RPI 150+	
7-2-1		0-0-0		0-1-1		OVERALL		1-0-0		4-1-0		2-0-0	
6-1-1		0-0-0		0-1-1		HOME		1-0-0		3-0-0		2-0-0	
1-1-0		0-0-0		0-0-0		AWAY		0-0-0		1-1-0		0-0-0	
0-0-0		0-0-0		0-0-0		NEUTRAL		0-0-0		0-0-0		0-0-0	
6-1-0		0-0-0		0-0-0		NON-CONFERENCE		1-0-0		3-1-0		2-0-0	
6-0-0		0-0-0		0-0-0		HOME		1-0-0		3-0-0		2-0-0	
0-1-0		0-0-0		0-0-		AWAY		0-0-0		0-1-0		0-0-0	
0-0-0		0-0-0		0-0-0		NEUTRAL		0-0-0		0-0-0		0-0-0	
1-1-1		0-0-0		0-1-1		CONFERENCE		0-0-0		1-0-0		0-0-0	
0-1-1		0-0-0		0-1-1		HOME		0-0-0		0-0-0		0-0-0	
1-0-0		0-0-0		0-0-0		AWAY		0-0-0		1-0-0		0-0-0	
0-0-0		0-0-0		0-0-0		NEUTRAL		0-0-0		0-0-0		0-0-0	
RPI	S	Opponent	Score	RPI	S	Opponent	Score	RPI	S	Opponent	Score		
				28	H	Minnesota	0 1	55	H	Pepperdine	2 0		
				37	H	Wisconsin	0 0						
										103	A	Iowa	2 1
										111	A	Butler	0 1
										116	H	Eastern Mich.	2 1
										121	H	Milwaukee	3 0
										123	H	San Diego St.	3 1
										156	H	Detroit	2 0
										168	H	Oakland	6 1
<hr/>													
LAST 10 GAMES													
				103	A	Iowa	2 1	28	H	Minnesota	0 1		
				111	A	Butler	0 1	37	H	Wisconsin	0 0		
				156	H	Detroit	2 0	116	H	Eastern Mich.	2 1		
				55	H	Pepperdine	2 0	168	H	Oakland	6 1		
				123	H	San Diego St.	3 1	121	H	Milwaukee	3 0		

Non-Div. I Games:

Michigan

Average RPI Win:	145	WON-LOST	WINNING	LAST 10	STRENGTH OF	OPP. STRENGTH	TEAM	ADJ	CONF.	ADJ CONF.	
Average RPI Loss:	36	RECORD	PCT. RANK	GAMES	SCHEDULE	OF SCHEDULE	RPI	RPI	RPI	RPI	
DIV. I ONLY	10-1-1	.875	8	8-1-1	106	66	30	.63032	30	6	6
DIV. I NON-CONF.	9-1-0	.9	13	7-1-0	105	90	30	.63219	27	5	5
<hr/>											
TOTALS	RPI 1-25	RPI 26-50		W-L RECORDS	RPI 51-100		RPI 101-150		RPI 150+		
10-1-1	0-0-0	1-1-1		OVERALL	2-0-0		2-0-0		5-0-0		
4-1-0	0-0-0	0-1-0		HOME	1-0-0		1-0-0		2-0-0		
3-0-1	0-0-0	0-0-1		AWAY	1-0-0		1-0-0		1-0-0		
3-0-0	0-0-0	1-0-0		NEUTRAL	0-0-0		0-0-0		2-0-0		
<hr/>											
9-1-0	0-0-0	1-1-0		NON-CONFERENCE	2-0-0		1-0-0		5-0-0		
4-1-0	0-0-0	0-1-0		HOME	1-0-0		1-0-0		2-0-0		
2-0-0	0-0-0	0-0-		AWAY	1-0-0		0-0-0		1-0-0		
3-0-0	0-0-0	1-0-0		NEUTRAL	0-0-0		0-0-0		2-0-0		
<hr/>											
1-0-1	0-0-0	0-0-1		CONFERENCE	0-0-0		1-0-0		0-0-0		
0-0-0	0-0-0	0-0-0		HOME	0-0-0		0-0-0		0-0-0		
1-0-1	0-0-0	0-0-1		AWAY	0-0-0		1-0-0		0-0-0		
0-0-0	0-0-0	0-0-0		NEUTRAL	0-0-0		0-0-0		0-0-0		
<hr/>											
RPI S	Opponent	Score	RPI S	Opponent	Score	RPI S	Opponent	Score	RPI S	Opponent	Score
36 H	Long Beach St.	2 3	67 A	Arizona	2 0	117 A	Iowa St.	2 1	126 H	Cal St. Northridge	3 1
38 N	Arizona St.	1 0	72 H	Cal St. Fullerton	1 0	158 N	UC Davis	3 0	172 N	UC Santa Barbara	2 0
45 A	Oklahoma St.	0 0				176 H	Idaho St.	3 0	222 A	New Mexico	1 0
						306 H	Colorado St.	6 0			
<hr/>											
LAST 10 GAMES											
172 N	UC Santa Barbara	2 0	45 A	Oklahoma St.	0 0	117 A	Iowa St.	2 1	72 H	Cal St. Fullerton	1 0
158 N	UC Davis	3 0				36 H	Long Beach St.	2 3	176 H	Idaho St.	3 0
67 A	Arizona	2 0									
38 N	Arizona St.	1 0									
126 H	Cal St. Northridge	3 1									

Non-Div. I Games:

Texas Tech

[illegible]

Non-Div. I Games:

Connecticut

Average RPI Win:	129	WON-LOST RECORD	WINNING PCT. RANK	LAST 10 GAMES	STRENGTH OF SCHEDULE	OPP. STRENGTH OF SCHEDULE	TEAM RPI	ADJ RPI	CONF. RPI	ADJ CONF. RPI	
DIV. I ONLY		6-3-1	.65 81	6-3-1	19	31	31	.62717 32	14	14	
DIV. I NON-CONF.		5-2-1	.6875 67	5-2-1	22	8	23	.63673 23	14	14	
<hr/>											
TOTALS	RPI 1-25	RPI 26-50		W-L RECORDS	RPI 51-100		RPI 101-150		RPI 150+		
6-3-1	0-2-1	1-0-0		OVERALL	0-1-0		4-0-0		1-0-0		
4-0-1	0-0-1	1-0-0		HOME	0-0-0		3-0-0		0-0-0		
2-3-0	0-2-0	0-0-0		AWAY	0-1-0		1-0-0		1-0-0		
0-0-0	0-0-0	0-0-0		NEUTRAL	0-0-0		0-0-0		0-0-0		
5-2-1	0-2-1	1-0-0		NON-CONFERENCE	0-0-0		3-0-0		1-0-0		
4-0-1	0-0-1	1-0-0		HOME	0-0-0		3-0-0		0-0-0		
1-2-0	0-2-0	0-0-		AWAY	0-0-0		0-0-0		1-0-0		
0-0-0	0-0-0	0-0-0		NEUTRAL	0-0-0		0-0-0		0-0-0		
1-1-0	0-0-0	0-0-0		CONFERENCE	0-1-0		1-0-0		0-0-0		
0-0-0	0-0-0	0-0-0		HOME	0-0-0		0-0-0		0-0-0		
1-1-0	0-0-0	0-0-0		AWAY	0-1-0		1-0-0		0-0-0		
0-0-0	0-0-0	0-0-0		NEUTRAL	0-0-0		0-0-0		0-0-0		
<hr/>											
RPI S	Opponent	Score	RPI S	Opponent	Score	RPI S	Opponent	Score	RPI S	Opponent	Score
3 A	Penn St.	0 1	31 H	Connecticut	1 0	66 A	Navy	0 1	113 H	Dayton	1 0
9 H	South Carolina	0 0							132 A	Army	1 0
13 A	Boston College	0 1							145 H	Providence	1 0
									150 H	Northwestern	2 0
									205 A	Akron	3 2
<hr/>											
			LAST 10 GAMES								
			145 H Providence			132 A Army			1 0		
			31 H Connecticut			66 A Navy			0 1		
			205 A Akron			9 H South Carolina			0 0		
			3 A Penn St.			13 A Boston College			0 1		
			150 H Northwestern			113 H Dayton			1 0		

Non-Div. I Games:

Boston U.

Average RPI Win: 144		WON-LOST	WINNING	LAST 10	STRENGTH OF		OPP. STRENGTH	TEAM	ADJ	CONF.	ADJ CONF.
Average RPI Loss: 0		RECORD	PCT. RANK	GAMES	SCHEDULE		OF SCHEDULE	RPI	RPI	RPI	RPI
DIV. I ONLY		7-0-3	.85	13	7-0-3		107	52	34	.62605	33
DIV. I NON-CONF.		7-0-2	.88889	14	7-0-2		82	65	22	.64168	21
TOTALS		RPI 1-25	RPI 26-50		W-L RECORDS		RPI 51-100		RPI 101-150		RPI 150+
7-0-3	0-0-0	0-0-1		OVERALL		3-0-2		2-0-0		2-0-0	
3-0-0	0-0-0	0-0-0		HOME		0-0-0		1-0-0		2-0-0	
3-0-3	0-0-0	0-0-1		AWAY		2-0-2		1-0-0		0-0-0	
1-0-0	0-0-0	0-0-0		NEUTRAL		1-0-0		0-0-0		0-0-0	
7-0-2	0-0-0	0-0-1		NON-CONFERENCE		3-0-1		2-0-0		2-0-0	
3-0-0	0-0-0	0-0-0		HOME		0-0-0		1-0-0		2-0-0	
3-0-2	0-0-0	0-1-		AWAY		2-0-1		1-0-0		0-0-0	
1-0-0	0-0-0	0-0-0		NEUTRAL		1-0-0		0-0-0		0-0-0	
0-0-1	0-0-0	0-0-0		CONFERENCE		0-0-1		0-0-0		0-0-0	
0-0-0	0-0-0	0-0-0		HOME		0-0-0		0-0-0		0-0-0	
0-0-1	0-0-0	0-0-0		AWAY		0-0-1		0-0-0		0-0-0	
0-0-0	0-0-0	0-0-0		NEUTRAL		0-0-0		0-0-0		0-0-0	
RPI S	Opponent	Score	RPI S	Opponent	Score	RPI S	Opponent	Score	RPI S	Opponent	Score
			45 A	Oklahoma St.	2 2	54 A	UC Irvine	4 0	105 A	Seattle	3 1
						71 A	Oregon	0 0	110 H	UNLV	2 0
						72 A	Cal St. Fullerton	1 0	290 H	Idaho	5 0
						75 A	Boise St.	0 0	291 H	Eastern Wash.	1 0
						85 N	Weber St.	1 0			
LAST 10 GAMES											
			72 A	Cal St. Fullerton	1 0	71 A	Oregon	0 0			
			45 A	Oklahoma St.	2 2	54 A	UC Irvine	4 0			
			110 H	UNLV	2 0	291 H	Eastern Wash.	1 0			
			85 N	Weber St.	1 0	290 H	Idaho	5 0			
			75 A	Boise St.	0 0	105 A	Seattle	3 1			

Non-Div. I Games:

Washington St.

Duke		Average RPI Win: 122	WON-LOST RECORD	WINNING PCT. RANK	LAST 10 GAMES	STRENGTH OF SCHEDULE	OPP. STRENGTH OF SCHEDULE	TEAM RPI	ADJ RPI	CONF. RPI	ADJ CONF. RPI
DIV. I ONLY		4-5-3		.45833 171	3-4-3	4	20	33	.62541 34	1	1
DIV. I NON-CONF.		3-2-1		.58333 126	2-1-1	4	66	26	.63519 25	1	1
TOTALS		RPI 1-25		RPI 26-50	W-L RECORDS		RPI 51-100		RPI 101-150		RPI 150+
4-5-3		0-5-1		0-0-1	OVERALL		2-0-1		1-0-0		1-0-0
1-3-2		0-3-1		0-0-1	HOME		1-0-0		0-0-0		0-0-0
1-2-1		0-2-0		0-0-0	AWAY		1-0-1		0-0-0		0-0-0
2-0-0		0-0-0		0-0-0	NEUTRAL		0-0-0		1-0-0		1-0-0
3-2-1		0-2-0		0-0-1	NON-CONFERENCE		1-0-0		1-0-0		1-0-0
0-1-1		0-1-0		0-0-1	HOME		0-0-0		0-0-0		0-0-0
1-1-0		0-1-0		0-0-	AWAY		1-0-0		0-0-0		0-0-0
2-0-0		0-0-0		0-0-0	NEUTRAL		0-0-0		1-0-0		1-0-0
1-3-2		0-3-1		0-0-0	CONFERENCE		1-0-1		0-0-0		0-0-0
1-2-1		0-2-1		0-0-0	HOME		1-0-0		0-0-0		0-0-0
0-1-1		0-1-0		0-0-0	AWAY		0-0-1		0-0-0		0-0-0
0-0-0		0-0-0		0-0-0	NEUTRAL		0-0-0		0-0-0		0-0-0
RPI S	Opponent	Score		RPI S	Opponent	Score		RPI S	Opponent	Score	
1 H	Virginia	2	3	39 H	West Virginia	1	1	59 H	Miami (FL)	3	0
6 H	Florida St.	1	2					64 A	Texas A&M	1	0
7 H	UCLA	1	2					70 A	Syracuse	2	2
8 A	Wake Forest	1	3								
9 A	South Carolina	0	1								
11 H	Virginia Tech	1	1								
				LAST 10 GAMES							
				70 A	Syracuse	2	2	11 H	Virginia Tech	1	1
				8 A	Wake Forest	1	3	1 H	Virginia	2	3
				6 H	Florida St.	1	2	39 H	West Virginia	1	1
				59 H	Miami (FL)	3	0	222 N	New Mexico	1	0
				7 H	UCLA	1	2	143 N	Kennesaw St.	1	0

Non-Div. I Games:

Duke

Average RPI Win: 63		WON-LOST RECORD		WINNING PCT. RANK		LAST 10 GAMES		STRENGTH OF SCHEDULE		OPP. STRENGTH OF SCHEDULE		TEAM RPI		ADJ RPI		CONF. RPI		ADJ CONF. RPI	
DIV. I ONLY		5-3-1		.61111 101		5-3-1		29		8		36		.62417 35		8		8	
DIV. I NON-CONF.		5-3-1		.61111 104		5-3-1		24		5		35		.62417 33		8		8	
TOTALS		RPI 1-25		RPI 26-50		W-L RECORDS		RPI 51-100		RPI 101-150		RPI 150+							
5-3-1		1-1-0		1-1-0		OVERALL		3-1-1		0-0-0		0-0-0							
4-2-0		1-1-0		1-0-0		HOME		2-1-0		0-0-0		0-0-0							
1-1-1		0-0-0		0-1-0		AWAY		1-0-1		0-0-0		0-0-0							
0-0-0		0-0-0		0-0-0		NEUTRAL		0-0-0		0-0-0		0-0-0							
5-3-1		1-1-0		1-1-0		NON-CONFERENCE		3-1-1		0-0-0		0-0-0							
4-2-0		1-1-0		1-0-0		HOME		2-1-0		0-0-0		0-0-0							
1-1-1		0-0-0		0-0-		AWAY		1-0-1		0-0-0		0-0-0							
0-0-0		0-0-0		0-0-0		NEUTRAL		0-0-0		0-0-0		0-0-0							
0-0-0		0-0-0		0-0-0		CONFERENCE		0-0-0		0-0-0		0-0-0							
0-0-0		0-0-0		0-0-0		HOME		0-0-0		0-0-0		0-0-0							
0-0-0		0-0-0		0-0-0		AWAY		0-0-0		0-0-0		0-0-0							
0-0-0		0-0-0		0-0-0		NEUTRAL		0-0-0		0-0-0		0-0-0							
RPI	S	Opponent		Score		RPI	S	Opponent		Score		RPI	S	Opponent		Score			
10	H	Denver		0	1	36	A	Long Beach St.		0	1	54	H	UC Irvine		0	1		
18	H	Nebraska		3	0	50	H	Utah		1	0	71	A	Oregon		0	0		
												72	H	Cal St. Fullerton		3	1		
												80	A	LSU		4	2		
												93	H	Oklahoma		3	2		
												</							

Average RPI Win:	91	WON-LOST RECORD	WINNING PCT. RANK	LAST 10 GAMES		STRENGTH OF SCHEDULE	OPP. STRENGTH OF SCHEDULE	TEAM RPI	ADJ RPI	CONF. RPI	ADJ CONF. RPI
DIV. I ONLY		6-3-0	.66667 73	6-3-0		37	27	35	.62221 36	11	11
DIV. I NON-CONF.		6-3-0	.66667 80	6-3-0		33	20	34	.62221 34	10	10
TOTALS	RPI 1-25		RPI 26-50	W-L RECORDS		RPI 51-100		RPI 101-150		RPI 150+	
6-3-0	0-2-0		2-0-0	OVERALL		1-0-0		2-0-0		1-1-0	
4-1-0	0-0-0		1-0-0	HOME		0-0-0		2-0-0		1-1-0	
2-2-0	0-2-0		1-0-0	AWAY		1-0-0		0-0-0		0-0-0	
0-0-0	0-0-0		0-0-0	NEUTRAL		0-0-0		0-0-0		0-0-0	
6-3-0	0-2-0		2-0-0	NON-CONFERENCE		1-0-0		2-0-0		1-1-0	
4-1-0	0-0-0		1-0-0	HOME		0-0-0		2-0-0		1-1-0	
2-2-0	0-2-0		1-0-	AWAY		1-0-0		0-0-0		0-0-0	
0-0-0	0-0-0		0-0-0	NEUTRAL		0-0-0		0-0-0		0-0-0	
0-0-0	0-0-0		0-0-0	CONFERENCE		0-0-0		0-0-0		0-0-0	
0-0-0	0-0-0		0-0-0	HOME		0-0-0		0-0-0		0-0-0	
0-0-0	0-0-0		0-0-0	AWAY		0-0-0		0-0-0		0-0-0	
0-0-0	0-0-0		0-0-0	NEUTRAL		0-0-0		0-0-0		0-0-0	
RPI S Opponent Score	RPI S Opponent Score	RPI S Opponent Score	RPI S Opponent Score	RPI S Opponent Score	RPI S Opponent Score	RPI S Opponent Score	RPI S Opponent Score	RPI S Opponent Score	RPI S Opponent Score	RPI S Opponent Score	RPI S Opponent Score
15 A Santa Clara 0 4	30 A Texas Tech 3 2	81 A Auburn 2 1	114 H San Francisco 1 0	17 A Georgia 0 1	35 H BYU 1 0	119 H Cincinnati 4 1	167 H Loyola Marymount 1 0	179 H Northern Ariz. 0 1			
LAST 10 GAMES											
17 A Georgia 0 1	114 H San Francisco 1 0	35 H BYU 1 0	81 A Auburn 2 1	179 H Northern Ariz. 0 1	167 H Loyola Marymount 1 0	119 H Cincinnati 4 1	30 A Texas Tech 3 2	15 A Santa Clara 0 4			

Non-Div. I Games:

Long Beach St.

Average RPI Win:	91	WON-LOST	WINNING	LAST 10	STRENGTH OF	OPP. STRENGTH	TEAM	ADJ	CONF.	ADJ CONF.	
Average RPI Loss:	134	RECORD	PCT. RANK	GAMES	SCHEDULE	OF SCHEDULE	RPI	RPI	RPI	RPI	
DIV. I ONLY	7-1-2	.8	23	7-1-2	105	18	37	.62003	37	3	3
DIV. I NON-CONF.	5-1-1	.78571	40	5-1-1	213	10	70	.57521	66	3	3
<hr/>											
TOTALS	RPI 1-25	RPI 26-50		W-L RECORDS		RPI 51-100		RPI 101-150		RPI 150+	
7-1-2	0-0-0	1-0-1		OVERALL		3-0-0		3-1-1		0-0-0	
1-1-0	0-0-0	0-0-0		HOME		0-0-0		1-1-0		0-0-0	
6-0-2	0-0-0	1-0-1		AWAY		3-0-0		2-0-1		0-0-0	
0-0-0	0-0-0	0-0-0		NEUTRAL		0-0-0		0-0-0		0-0-0	
<hr/>											
5-1-1	0-0-0	1-0-0		NON-CONFERENCE		1-0-0		3-1-1		0-0-0	
1-1-0	0-0-0	0-0-0		HOME		0-0-0		1-1-0		0-0-0	
4-0-1	0-0-0	1-0-		AWAY		1-0-0		2-0-1		0-0-0	
0-0-0	0-0-0	0-0-0		NEUTRAL		0-0-0		0-0-0		0-0-0	
<hr/>											
2-0-1	0-0-0	0-0-1		CONFERENCE		2-0-0		0-0-0		0-0-0	
0-0-0	0-0-0	0-0-0		HOME		0-0-0		0-0-0		0-0-0	
2-0-1	0-0-0	0-0-1		AWAY		2-0-0		0-0-0		0-0-0	
0-0-0	0-0-0	0-0-0		NEUTRAL		0-0-0		0-0-0		0-0-0	
<hr/>											
RPI S	Opponent	Score	RPI S	Opponent	Score	RPI S	Opponent	Score	RPI S	Opponent	Score
			29 A	Michigan	0 0	63 A	Michigan St.	2 0	121 H	Milwaukee	3 0
			31 A	Connecticut	3 2	71 A	Oregon	2 1	124 A	Illinois St.	4 1
						90 A	Purdue	3 1	134 H	Vanderbilt	3 4
									137 A	Loyola Chicago	5 1
									141 A	Oregon St.	1 1
<hr/>											
LAST 10 GAMES											
			137 A	Loyola Chicago	5 1	63 A	Michigan St.	2 0			
			134 H	Vanderbilt	3 4	29 A	Michigan	0 0			
			141 A	Oregon St.	1 1	90 A	Purdue	3 1			
			71 A	Oregon	2 1	121 H	Milwaukee	3 0			
			124 A	Illinois St.	4 1	31 A	Connecticut	3 2			

Non-Div. I Games:

Wisconsin

Average RPI Win: 113		WON-LOST	WINNING	LAST 10	STRENGTH OF		OPP. STRENGTH	TEAM	ADJ	CONF.	ADJ CONF.
Average RPI Loss: 56		RECORD	PCT. RANK	GAMES	SCHEDULE		OF SCHEDULE	RPI	RPI	RPI	RPI
DIV. I ONLY		6-3-0	.66667	73	6-3-0		32	55	38	.61761	38
DIV. I NON-CONF.		5-3-0	.625	95	5-3-0		29	50	45	.60788	45
TOTALS		RPI 1-25	RPI 26-50		W-L RECORDS		RPI 51-100		RPI 101-150		RPI 150+
6-3-0		0-0-0	1-1-0		OVERALL		2-2-0		2-0-0		1-0-0
4-1-0		0-0-0	1-0-0		HOME		1-1-0		2-0-0		0-0-0
1-1-0		0-0-0	0-0-0		AWAY		1-1-0		0-0-0		0-0-0
1-1-0		0-0-0	0-1-0		NEUTRAL		0-0-0		0-0-0		1-0-0
5-3-0		0-0-0	1-1-0		NON-CONFERENCE		1-2-0		2-0-0		1-0-0
3-1-0		0-0-0	1-0-0		HOME		0-1-0		2-0-0		0-0-0
1-1-0		0-0-0	0-0-		AWAY		1-1-0		0-0-0		0-0-0
1-1-0		0-0-0	0-1-0		NEUTRAL		0-0-0		0-0-0		1-0-0
1-0-0		0-0-0	0-0-0		CONFERENCE		1-0-0		0-0-0		0-0-0
1-0-0		0-0-0	0-0-0		HOME		1-0-0		0-0-0		0-0-0
0-0-0		0-0-0	0-0-0		AWAY		0-0-0		0-0-0		0-0-0
0-0-0		0-0-0	0-0-0		NEUTRAL		0-0-0		0-0-0		0-0-0
RPI	S	Opponent	Score	RPI	S	Opponent	Score	RPI	S	Opponent	Score
30	N	Texas Tech	0 1	64	A	Texas A&M	1 3	107	H	Kansas	4 0
46	H	Illinois	4 3	68	A	Stephen F. Austin	3 1	126	H	Cal St. Northridge	2 0
				75	H	Boise St.	0 2	232	N	Southern Utah	4 0
				99	H	Southern California	1 0				
LAST 10 GAMES											
107	H	Kansas	4 0	99	H	Southern California	1 0				
46	H	Illinois	4 3	75	H	Boise St.	0 2				
68	A	Stephen F. Austin	3 1	232	N	Southern Utah	4 0				
64	A	Texas A&M	1 3	30	N	Texas Tech	0 1				
126	H	Cal St. Northridge	2 0								

Non-Div. I Games:

Arizona St.

[illegible]

Non-Div. I Games:

West Virginia

Average RPI Win:	148	WON-LOST RECORD	WINNING PCT. RANK	LAST 10 GAMES	STRENGTH OF SCHEDULE	OPP. STRENGTH OF SCHEDULE	TEAM RPI	ADJ RPI	CONF. RPI	ADJ CONF. RPI	
Average RPI Loss:	47										
DIV. I ONLY	7-1-2	.8	23	7-1-2	70	119	39	.6173	40	5	5
DIV. I NON-CONF.	6-1-1	.8125	30	6-1-1	111	124	50	.60248	48	6	6
<hr/>											
TOTALS	RPI 1-25	RPI 26-50		W-L RECORDS	RPI 51-100		RPI 101-150		RPI 150+		
7-1-2	0-0-0	0-1-0		OVERALL	3-0-0		1-0-1		3-0-1		
4-0-2	0-0-0	0-0-0		HOME	2-0-0		0-0-1		2-0-1		
3-0-0	0-0-0	0-0-0		AWAY	1-0-0		1-0-0		1-0-0		
0-1-0	0-0-0	0-1-0		NEUTRAL	0-0-0		0-0-0		0-0-0		
<hr/>											
6-1-1	0-0-0	0-1-0		NON-CONFERENCE	2-0-0		1-0-0		3-0-1		
3-0-1	0-0-0	0-0-0		HOME	1-0-0		0-0-0		2-0-1		
3-0-0	0-0-0	0-0-		AWAY	1-0-0		1-0-0		1-0-0		
0-1-0	0-0-0	0-1-0		NEUTRAL	0-0-0		0-0-0		0-0-0		
<hr/>											
1-0-1	0-0-0	0-0-0		CONFERENCE	1-0-0		0-0-1		0-0-0		
1-0-1	0-0-0	0-0-0		HOME	1-0-0		0-0-1		0-0-0		
0-0-0	0-0-0	0-0-0		AWAY	0-0-0		0-0-0		0-0-0		
0-0-0	0-0-0	0-0-0		NEUTRAL	0-0-0		0-0-0		0-0-0		
<hr/>											
RPI S	Opponent	Score	RPI S	Opponent	Score	RPI S	Opponent	Score	RPI S	Opponent	Score
			47 N	Ohio St.	0 1	62 H	Delaware	2 1	104 H	Creighton	0 0
						69 A	Brown	4 0	147 A	Massachusetts	1 0
						76 H	Xavier	2 0	162 H	Dartmouth	0 0
									193 H	Fordham	5 0
									214 A	Central Conn. St.	4 0
									278 H	North Dakota St.	5 0
<hr/>											
LAST 10 GAMES											
			214 A	Central Conn. St.	4 0	104 H	Creighton	0 0			
			278 H	North Dakota St.	5 0	76 H	Xavier	2 0			
			147 A	Massachusetts	1 0	162 H	Dartmouth	0 0			
			193 H	Fordham	5 0	47 N	Ohio St.	0 1			
			62 H	Delaware	2 1	69 A	Brown	4 0			

Non-Div. I Games:

St. John's (NY)

Average RPI Win:		154	WON-LOST RECORD		WINNING PCT. RANK		LAST 10 GAMES		STRENGTH OF SCHEDULE		OPP. STRENGTH OF SCHEDULE		TEAM RPI		ADJ RPI		CONF. RPI		ADJ CONF. RPI				
DIV. I ONLY			9-2-1		.79167	27	7-2-1		79		74		40		.61532	41		4		4			
DIV. I NON-CONF.			7-1-1		.83333	27	5-1-1		120		129		49		.60125	49		4		4			
TOTALS		RPI 1-25		RPI 26-50		W-L RECORDS		RPI 51-100		RPI 101-150		RPI 150+											
9-2-1		1-1-0		0-1-0		OVERALL		2-0-1		2-0-0		4-0-0											
5-1-0		0-1-0		0-0-0		HOME		2-0-0		0-0-0		3-0-0											
4-1-0		1-0-0		0-1-0		AWAY		0-0-0		2-0-0		1-0-0											
0-0-1		0-0-0		0-0-0		NEUTRAL		0-0-1		0-0-0		0-0-0											
7-1-1		0-0-0		0-1-0		NON-CONFERENCE		1-0-1		2-0-0		4-0-0											
4-0-0		0-0-0		0-0-0		HOME		1-0-0		0-0-0		3-0-0											
3-1-0		0-0-0		0-0-		AWAY		0-0-0		2-0-0		1-0-0											
0-0-1		0-0-0		0-0-0		NEUTRAL		0-0-1		0-0-0		0-0-0											
2-1-0		1-1-0		0-0-0		CONFERENCE		1-0-0		0-0-0		0-0-0											
1-1-0		0-1-0		0-0-0		HOME		1-0-0		0-0-0		0-0-0											
1-0-0		1-0-0		0-0-0		AWAY		0-0-0		0-0-0		0-0-0											
0-0-0		0-0-0		0-0-0		NEUTRAL		0-0-0		0-0-0		0-0-0											
RPI	S	Opponent		Score		RPI	S	Opponent		Score		RPI	S	Opponent		Score							
21	A	Arkansas		2	1	28	A	Minnesota		1	2	65	H	Memphis		3	0	109	A	UAB		5	2
23	H	Florida		1	4							81	H	Auburn		7	0	143	A	Kennesaw St.		2	1
												99	N	Southern California		1	1	187	A	Saint Louis		2	0
																		245	H	La.-Lafayette		4	0
																		266	H	Northwestern St.		5	0
																		273	H	UALR		3	0
						LAST 10 GAMES																	
143	A	Kennesaw St.		2	1	81	H	Auburn		7	0												
28	A	Minnesota		1	2	23	H	Florida		1	4												
99	N	Southern California		1	1	273	H	UALR		3	0												
187	A	Saint Louis		2	0	21	A	Arkansas		2	1												
266	H	Northwestern St.		5	0	65	H	Memphis		3	0												

Non-Div. I Games:

Ole Miss

Average RPI Win:		145	WON-LOST RECORD		WINNING PCT. RANK		LAST 10 GAMES		STRENGTH OF SCHEDULE		OPP. STRENGTH OF SCHEDULE		TEAM RPI	ADJ RPI	CONF. RPI	ADJ CONF. RPI	
Average RPI Loss:		31	6-3-1		.65	81	6-3-1		33		43		42	.61306	42	7	7
DIV. I ONLY			4-3-1		.5625	131	4-3-1		53		37		74	.57053	73	7	7
DIV. I NON-CONF.																	
TOTALS		RPI 1-25		RPI 26-50		W-L RECORDS		RPI 51-100		RPI 101-150		RPI 150+					
6-3-1		0-2-1		1-1-0		OVERALL		1-0-0		1-0-0		3-0-0					
5-1-0		0-0-0		1-1-0		HOME		1-0-0		1-0-0		2-0-0					
1-2-0		0-2-0		0-0-0		AWAY		0-0-0		0-0-0		1-0-0					
0-0-1		0-0-1		0-0-0		NEUTRAL		0-0-0		0-0-0		0-0-0					
4-3-1		0-2-1		0-1-0		NON-CONFERENCE		0-0-0		1-0-0		3-0-0					
3-1-0		0-0-0		0-1-0		HOME		0-0-0		1-0-0		2-0-0					
1-2-0		0-2-0		0-0-		AWAY		0-0-0		0-0-0		1-0-0					
0-0-1		0-0-1		0-0-0		NEUTRAL		0-0-0		0-0-0		0-0-0					
2-0-0		0-0-0		1-0-0		CONFERENCE		1-0-0		0-0-0		0-0-0					
2-0-0		0-0-0		1-0-0		HOME		1-0-0		0-0-0		0-0-0					
0-0-0		0-0-0		0-0-0		AWAY		0-0-0		0-0-0		0-0-0					
0-0-0		0-0-0		0-0-0		NEUTRAL		0-0-0		0-0-0		0-0-0					
RPI	S	Opponent		Score		RPI	S	Opponent		Score		RPI	S	Opponent		Score	
11	N	Virginia Tech		1	1	26	H	Rutgers		4	1	65	H	Memphis		3	2
22	A	Marquette		2	3	46	H	Illinois		4	5			111 H Butler		2	0
24	A	Kentucky		0	2									207 A Miami (OH)		3	2
														225 H Morehead St.		7	2
														236 H UTSA		1	0

Average RPI Win:	145	WON-LOST RECORD	WINNING PCT. RANK	LAST 10 GAMES	STRENGTH OF SCHEDULE	OPP. STRENGTH OF SCHEDULE	TEAM RPI	ADJ RPI	CONF. RPI	ADJ CONF. RPI
Average RPI Loss:	25									
DIV. I ONLY		8-2-1	.77273 30	7-2-1	85	45	43	.61262 43	3	3
DIV. I NON-CONF.		7-0-1	.9375 7	6-0-1	190	84	47	.60472 47	3	3
<hr/>										
TOTALS	RPI 1-25		RPI 26-50	W-L RECORDS		RPI 51-100		RPI 101-150		RPI 150+
8-2-1	0-1-0		1-1-0	OVERALL		1-0-0		2-0-1		4-0-0
6-0-0	0-0-0		1-0-0	HOME		1-0-0		1-0-0		3-0-0
2-2-1	0-1-0		0-1-0	AWAY		0-0-0		1-0-1		1-0-0
0-0-0	0-0-0		0-0-0	NEUTRAL		0-0-0		0-0-0		0-0-0
7-0-1	0-0-0		0-0-0	NON-CONFERENCE		1-0-0		2-0-1		4-0-0
5-0-0	0-0-0		0-0-0	HOME		1-0-0		1-0-0		3-0-0
2-0-1	0-0-0		0-0-	AWAY		0-0-0		1-0-1		1-0-0
0-0-0	0-0-0		0-0-0	NEUTRAL		0-0-0		0-0-0		0-0-0
1-2-0	0-1-0		1-1-0	CONFERENCE		0-0-0		0-0-0		0-0-0
1-0-0	0-0-0		1-0-0	HOME		0-0-0		0-0-0		0-0-0
0-2-0	0-1-0		0-1-0	AWAY		0-0-0		0-0-0		0-0-0
0-0-0	0-0-0		0-0-0	NEUTRAL		0-0-0		0-0-0		0-0-0
<hr/>										
RPI S Opponent	Score	RPI S Opponent			Score	RPI S Opponent	Score	RPI S Opponent	Score	
3 A Penn St.	1 4	28 H Minnesota			1 0	76 H Xavier	3 0	116 H Eastern Mich.	1 0	
		47 A Ohio St.			1 3			121 A Milwaukee	3 1	
								137 A Loyola Chicago	0 0	
								154 H Central Mich.	2 1	
								213 A Ohio	1 0	
								218 H Eastern Ky.	5 0	
								234 H Ga. Southern	5 0	
<hr/>										
LAST 10 GAMES										
218 H Eastern Ky.			5 0	3 A Penn St.			1 4			
116 H Eastern Mich.			1 0	47 A Ohio St.			1 3			
137 A Loyola Chicago			0 0	28 H Minnesota			1 0			
121 A Milwaukee			3 1	76 H Xavier			3 0			
234 H Ga. Southern			5 0	154 H Central Mich.			2 1			

Non-Div. I Games:

Indiana

Average RPI Win: 164		WON-LOST RECORD		WINNING PCT. RANK		LAST 10 GAMES		STRENGTH OF SCHEDULE		OPP. STRENGTH OF SCHEDULE		TEAM RPI		ADJ RPI		CONF. RPI		ADJ CONF. RPI	
DIV. I ONLY		6-0-3		.83333 15		6-0-3		129		49		45		.6126 44		2		2	
DIV. I NON-CONF.		6-0-2		.875 18		6-0-2		143		46		44		.61319 42		2		2	
TOTALS		RPI 1-25		RPI 26-50		W-L RECORDS		RPI 51-100		RPI 101-150		RPI 150+							
6-0-3		0-0-1		0-0-1		OVERALL		1-0-1		1-0-0		4-0-0							
3-0-0		0-0-0		0-0-0		HOME		0-0-0		1-0-0		2-0-0							
1-0-3		0-0-1		0-0-1		AWAY		1-0-1		0-0-0		0-0-0							
2-0-0		0-0-0		0-0-0		NEUTRAL		0-0-0		0-0-0		2-0-0							
6-0-2		0-0-1		0-0-0		NON-CONFERENCE		1-0-1		1-0-0		4-0-0							
3-0-0		0-0-0		0-0-0		HOME		0-0-0		1-0-0		2-0-0							
1-0-2		0-0-1		0-0-		AWAY		1-0-1		0-0-0		0-0-0							
2-0-0		0-0-0		0-0-0		NEUTRAL		0-0-0		0-0-0		2-0-0							
0-0-1		0-0-0		0-0-1		CONFERENCE		0-0-0		0-0-0		0-0-0							
0-0-0		0-0-0		0-0-0		HOME		0-0-0		0-0-0		0-0-0							
0-0-1		0-0-0		0-0-1		AWAY		0-0-0		0-0-0		0-0-0							
0-0-0		0-0-0		0-0-0		NEUTRAL		0-0-0		0-0-0		0-0-0							
RPI S	Opponent		Score		RPI S	Opponent		Score		RPI S	Opponent		Score		RPI S	Opponent		Score	
15 A	Santa Clara		1	1	50 A	Utah		0	0	54 A	UC Irvine		3	1	138 H	St. Mary's (CA)		4	2
										55 A	Pepperdine		1	1	156 H	Detroit		2	1
															158 N	UC Davis		4	0
															165 N	Harvard		2	1
															310 H	San Jose St.		3	0

Average RPI Win: 157		WON-LOST	WINNING	LAST 10	STRENGTH OF	OPP. STRENGTH	TEAM	ADJ	CONF.	ADJ CONF.							
Average RPI Loss: 22		RECORD	PCT. RANK	GAMES	SCHEDULE	OF SCHEDULE	RPI	RPI	RPI	RPI							
DIV. I ONLY		4-3-4	.54545	137	3-3-4	12	40	44	.6123	45	6	6					
DIV. I NON-CONF.		3-2-3	.5625	131	2-2-3	10	43	39	.61544	40	5	5					
<hr/>																	
TOTALS		RPI 1-25		RPI 26-50		W-L RECORDS		RPI 51-100		RPI 101-150		RPI 150+					
4-3-4		0-2-1		0-1-2		OVERALL		1-0-0		1-0-1		2-0-0					
2-2-2		0-1-0		0-1-2		HOME		1-0-0		0-0-0		1-0-0					
2-1-2		0-1-1		0-0-0		AWAY		0-0-0		1-0-1		1-0-0					
0-0-0		0-0-0		0-0-0		NEUTRAL		0-0-0		0-0-0		0-0-0					
3-2-3		0-2-1		0-0-1		NON-CONFERENCE		0-0-0		1-0-1		2-0-0					
1-1-1		0-1-0		0-0-1		HOME		0-0-0		0-0-0		1-0-0					
2-1-2		0-1-1		0-0-		AWAY		0-0-0		1-0-1		1-0-0					
0-0-0		0-0-0		0-0-0		NEUTRAL		0-0-0		0-0-0		0-0-0					
1-1-1		0-0-0		0-1-1		CONFERENCE		1-0-0		0-0-0		0-0-0					
1-1-1		0-0-0		0-1-1		HOME		1-0-0		0-0-0		0-0-0					
0-0-0		0-0-0		0-0-0		AWAY		0-0-0		0-0-0		0-0-0					
0-0-0		0-0-0		0-0-0		NEUTRAL		0-0-0		0-0-0		0-0-0					
RPI	S	Opponent		Score		RPI	S	Opponent		Score		RPI	S	Opponent		Score	
3	H	Penn St.		2	4	30	H	Texas Tech		0	0	93	H	Oklahoma		4	1
6	A	Florida St.		1	1	33	H	Washington St.		2	2			102 A North Texas		2	1
23	A	Florida		0	2	39	H	West Virginia		1	2			134 A Vanderbilt		2	2
														190 A UT Martin		1	0
														241 H Gonzaga		2	1
<hr/>																	
LAST 10 GAMES																	
						30	H	Texas Tech		0	0	39	H	West Virginia		1	2
						6	A	Florida St.		1	1	102	A	North Texas		2	1
						241	H	Gonzaga		2	1	33	H	Washington St.		2	2
						93	H	Oklahoma		4	1	3	H	Penn St.		2	4
						134	A	Vanderbilt		2	2	23	A	Florida		0	2

Non-Div. I Games:

Oklahoma St.

Average RPI Win: 156		WON-LOST	WINNING	LAST 10	STRENGTH OF	OPP. STRENGTH	TEAM	ADJ	CONF.	ADJ CONF.		
Average RPI Loss: 23		RECORD	PCT. RANK	GAMES	SCHEDULE	OF SCHEDULE	RPI	RPI	RPI	RPI		
DIV. I ONLY		6-3-2	.63636	92	6-2-2	34	65	46	.60547	46	3	3
DIV. I NON-CONF.		5-2-1	.6875	67	5-1-1	94	52	61	.58536	61	3	3
<hr/>												
TOTALS		RPI 1-25		RPI 26-50		W-L RECORDS		RPI 51-100		RPI 101-150		RPI 150+
6-3-2		0-2-0		1-1-1		OVERALL		0-0-1		2-0-0		3-0-0
5-1-0		0-1-0		0-0-0		HOME		0-0-0		2-0-0		3-0-0
1-2-1		0-1-0		1-1-1		AWAY		0-0-0		0-0-0		0-0-0
0-0-1		0-0-0		0-0-0		NEUTRAL		0-0-1		0-0-0		0-0-0
5-2-1		0-1-0		1-1-0		NON-CONFERENCE		0-0-1		1-0-0		3-0-0
4-0-0		0-0-0		0-0-0		HOME		0-0-0		1-0-0		3-0-0
1-2-0		0-1-0		1-0-		AWAY		0-0-0		0-0-0		0-0-0
0-0-1		0-0-0		0-0-0		NEUTRAL		0-0-1		0-0-0		0-0-0
1-1-1		0-1-0		0-0-1		CONFERENCE		0-0-0		1-0-0		0-0-0
1-1-0		0-1-0		0-0-0		HOME		0-0-0		1-0-0		0-0-0
0-0-1		0-0-0		0-0-1		AWAY		0-0-0		0-0-0		0-0-0
0-0-0		0-0-0		0-0-0		NEUTRAL		0-0-0		0-0-0		0-0-0
RPI	S	Opponent		Score		RPI	S	Opponent		Score		
12	A	Notre Dame		1	4	38	A	Arizona St.		3	4	
18	H	Nebraska		2	3	42	A	Louisville		5	4	
						47	A	Ohio St.		1	1	
								</				

Non-Div. I Games:

Illinois

Average RPI Win:	128	WON-LOST RECORD	WINNING PCT. RANK	LAST 10 GAMES	STRENGTH OF SCHEDULE	OPP. STRENGTH OF SCHEDULE	TEAM RPI	ADJ RPI	CONF. RPI	ADJ CONF. RPI						
DIV. I ONLY		7-2-2	.72727	47	6-2-2	96	21	47	.60324	47	3	3				
DIV. I NON-CONF.		6-1-1	.8125	30	5-1-1	159	17	51	.59948	51	3	3				
<hr/>																
TOTALS	RPI 1-25	RPI 26-50		W-L RECORDS		RPI 51-100		RPI 101-150		RPI 150+						
7-2-2	0-1-0	2-0-1		OVERALL		0-1-1		2-0-0		3-0-0						
4-1-2	0-0-0	1-0-1		HOME		0-1-1		2-0-0		1-0-0						
1-1-0	0-1-0	0-0-0		AWAY		0-0-0		0-0-0		1-0-0						
2-0-0	0-0-0	1-0-0		NEUTRAL		0-0-0		0-0-0		1-0-0						
6-1-1	0-1-0	1-0-0		NON-CONFERENCE		0-0-1		2-0-0		3-0-0						
3-0-1	0-0-0	0-0-0		HOME		0-0-1		2-0-0		1-0-0						
1-1-0	0-1-0	0-0-		AWAY		0-0-0		0-0-0		1-0-0						
2-0-0	0-0-0	1-0-0		NEUTRAL		0-0-0		0-0-0		1-0-0						
1-1-1	0-0-0	1-0-1		CONFERENCE		0-1-0		0-0-0		0-0-0						
1-1-1	0-0-0	1-0-1		HOME		0-1-0		0-0-0		0-0-0						
0-0-0	0-0-0	0-0-0		AWAY		0-0-0		0-0-0		0-0-0						
0-0-0	0-0-0	0-0-0		NEUTRAL		0-0-0		0-0-0		0-0-0						
RPI	S	Opponent	Score		RPI	S	Opponent	Score		RPI	S	Opponent	Score			
13	A	Boston College	0	1	40	N	St. John's (NY)	1	0	67	H	Arizona	0	0		
					43	H	Indiana	3	1	90	H	Purdue	0	1		
					46	H	Illinois	1	1							
												116	H	Eastern Mich.	2	1
												118	H	Pittsburgh	2	0
												154	N	Central Mich.	2	0
												202	A	Northeastern	4	1
												225	H	Morehead St.	3	2
<hr/>																
LAST 10 GAMES																
					90	H	Purdue	0	1	43	H	Indiana	3	1		
					13	A	Boston College	0	1	46	H	Illinois	1	1		
					67	H	Arizona	0	0	40	N	St. John's (NY)	1	0		
					118	H	Pittsburgh	2	0	154	N	Central Mich.	2	0		
					116	H	Eastern Mich.	2	1	202	A	Northeastern	4	1		

Non-Div. I Games:

Ohio St.

Average RPI Win: 146		WON-LOST RECORD	WINNING PCT. RANK	LAST 10 GAMES	STRENGTH OF SCHEDULE	OPP. STRENGTH OF SCHEDULE	TEAM RPI	ADJ RPI	CONF. RPI	ADJ CONF. RPI	
Average RPI Loss: 39											
DIV. I ONLY		8-1-2	.81818 18	7-1-2	133	70	48	.60195 48	6	6	
DIV. I NON-CONF.		7-0-2	.88889 14	6-0-2	133	95	41	.61404 41	5	5	
TOTALS		RPI 1-25	RPI 26-50		W-L RECORDS		RPI 51-100		RPI 101-150		RPI 150+
8-1-2	0-0-0		0-1-0		OVERALL		4-0-1		1-0-0		3-0-1
5-1-1	0-0-0		0-1-0		HOME		2-0-0		0-0-0		3-0-1
2-0-1	0-0-0		0-0-0		AWAY		2-0-1		0-0-0		0-0-0
1-0-0	0-0-0		0-0-0		NEUTRAL		0-0-0		1-0-0		0-0-0
7-0-2	0-0-0		0-0-0		NON-CONFERENCE		3-0-1		1-0-0		3-0-1
4-0-1	0-0-0		0-0-0		HOME		1-0-0		0-0-0		3-0-1
2-0-1	0-0-0		0-0-		AWAY		2-0-1		0-0-0		0-0-0
1-0-0	0-0-0		0-0-0		NEUTRAL		0-0-0		1-0-0		0-0-0
1-1-0	0-0-0		0-1-0		CONFERENCE		1-0-0		0-0-0		0-0-0
1-1-0	0-0-0		0-1-0		HOME		1-0-0		0-0-0		0-0-0
0-0-0	0-0-0		0-0-0		AWAY		0-0-0		0-0-0		0-0-0
0-0-0	0-0-0		0-0-0		NEUTRAL		0-0-0		0-0-0		0-0-0
RPI S	Opponent	Score	RPI S	Opponent	Score	RPI S	Opponent	Score	RPI S	Opponent	Score
			39 H	West Virginia	3 4	64 A	Texas A&M	0 0	101 N	Missouri	2 1
						75 H	Boise St.	2 0	183 H	McNeese St.	0 0
						83 A	SMU	2 0	227 H	Cal Poly	4 0
						87 A	Washington	1 0	236 H	UTSA	5 0
						93 H	Oklahoma	1 0	266 H	Northwestern St.	5 0
LAST 10 GAMES											
			39 H	West Virginia	3 4	93 H	Oklahoma	1 0			
			101 N	Missouri	2 1	75 H	Boise St.	2 0			
			83 A	SMU	2 0	183 H	McNeese St.	0 0			
			87 A	Washington	1 0	227 H	Cal Poly	4 0			
			266 H	Northwestern St.	5 0	64 A	Texas A&M	0 0			

Non-Div. I Games:

Baylor

Average RPI Win:	87	WON-LOST	WINNING	LAST 10	STRENGTH OF	OPP. STRENGTH	TEAM	ADJ	CONF.	ADJ CONF.			
Average RPI Loss:	96	RECORD	PCT. RANK	GAMES	SCHEDULE	OF SCHEDULE	RPI	RPI	RPI	RPI			
DIV. I ONLY	6-3-2	.63636	92	5-3-2	47	59	50	.60061	49	4	4		
DIV. I NON-CONF.	5-2-1	.6875	67	4-2-1	36	71	42	.61561	39	4	4		
<hr/>													
TOTALS	RPI 1-25	RPI 26-50		W-L RECORDS		RPI 51-100		RPI 101-150		RPI 150+			
6-3-2	1-0-0	0-0-0		OVERALL		3-2-1		1-1-1		1-0-0			
4-0-1	0-0-0	0-0-0		HOME		3-0-0		1-0-1		0-0-0			
2-3-1	1-0-0	0-0-0		AWAY		0-2-1		0-1-0		1-0-0			
0-0-0	0-0-0	0-0-0		NEUTRAL		0-0-0		0-0-0		0-0-0			
<hr/>													
5-2-1	1-0-0	0-0-0		NON-CONFERENCE		2-1-0		1-1-1		1-0-0			
3-0-1	0-0-0	0-0-0		HOME		2-0-0		1-0-1		0-0-0			
2-2-0	1-0-0	0-0-		AWAY		0-1-0		0-1-0		1-0-0			
0-0-0	0-0-0	0-0-0		NEUTRAL		0-0-0		0-0-0		0-0-0			
<hr/>													
1-1-1	0-0-0	0-0-0		CONFERENCE		1-1-1		0-0-0		0-0-0			
1-0-0	0-0-0	0-0-0		HOME		1-0-0		0-0-0		0-0-0			
0-1-1	0-0-0	0-0-0		AWAY		0-1-1		0-0-0		0-0-0			
0-0-0	0-0-0	0-0-0		NEUTRAL		0-0-0		0-0-0		0-0-0			
<hr/>													
RPI S	Opponent	Score		RPI S	Opponent	Score		RPI S	Opponent	Score			
14 A	UCF	2	1			52 H	James Madison	2	0	113 H	Dayton	2	0
						64 H	Texas A&M	1	0	128 H	Western Ky.	0	0
						77 A	Alabama	2	4	129 A	Middle Tenn.	0	1
						80 A	LSU	1	1	186 A	Mercer	2	0
						82 A	Samford	0	1				
						93 H	Oklahoma	3	1				
<hr/>													
LAST 10 GAMES													
	77 A Alabama	2	4		80 A LSU	1	1						
	113 H Dayton	2	0		64 H Texas A&M	1	0						
	52 H James Madison	2	0		128 H Western Ky.	0	0						
	14 A UCF	2	1		129 A Middle Tenn.	0	1						
	82 A Samford	0	1		186 A Mercer	2	0						

Non-Div. I Games:

Tennessee

Utah

Utah

C
l
e
m
s
o
n

Clemson

Average RPI Win: 149		WON-LOST	WINNING	LAST 10	STRENGTH OF		OPP. STRENGTH	TEAM	ADJ	CONF.	ADJ CONF.						
Average RPI Loss: 35		RECORD	PCT. RANK	GAMES	SCHEDULE		OF SCHEDULE	RPI	RPI	RPI	RPI						
DIV. I ONLY		8-4-0	.66667	73	7-3-0		65	60	52	.59099	52	9	9				
DIV. I NON-CONF.		8-3-0	.72727	56	7-2-0		65	77	48	.60107	50	9	9				

TOTALS		RPI 1-25		RPI 26-50		W-L RECORDS		RPI 51-100		RPI 101-150		RPI 150+					
8-4-0		0-1-0		0-2-0		OVERALL		3-1-0		1-0-0		4-0-0					
4-3-0		0-1-0		0-1-0		HOME		2-1-0		0-0-0		2-0-0					
4-1-0		0-0-0		0-1-0		AWAY		1-0-0		1-0-0		2-0-0					
0-0-0		0-0-0		0-0-0		NEUTRAL		0-0-0		0-0-0		0-0-0					
8-3-0		0-1-0		0-1-0		NON-CONFERENCE		3-1-0		1-0-0		4-0-0					
4-2-0		0-1-0		0-0-0		HOME		2-1-0		0-0-0		2-0-0					
4-1-0		0-0-0		0-0-		AWAY		1-0-0		1-0-0		2-0-0					
0-0-0		0-0-0		0-0-0		NEUTRAL		0-0-0		0-0-0		0-0-0					
0-1-0		0-0-0		0-1-0		CONFERENCE		0-0-0		0-0-0		0-0-0					
0-1-0		0-0-0		0-1-0		HOME		0-0-0		0-0-0		0-0-0					
0-0-0		0-0-0		0-0-0		AWAY		0-0-0		0-0-0		0-0-0					
0-0-0		0-0-0		0-0-0		NEUTRAL		0-0-0		0-0-0		0-0-0					
RPI	S	Opponent		Score		RPI	S	Opponent		Score		RPI	S	Opponent		Score	
11	H	Virginia Tech		1	3	27	H	William & Mary		1	2	53	H	La Salle		1	2
						49	A	Tennessee		0	2	84	A	Marshall		2	1
												96	H	UNC Greensboro		2	0
												100	H	Villanova		3	2
		</															

Non-Div. I Games:

James Madison

Average RPI Win: 171		WON-LOST RECORD	WINNING PCT. RANK		LAST 10 GAMES	STRENGTH OF SCHEDULE	OPP. STRENGTH OF SCHEDULE	TEAM RPI	ADJ RPI		CONF. RPI	ADJ CONF. RPI					
Average RPI Loss: 17																	
DIV. I ONLY		8-2-0	.8	23	8-2-0	163	35	53	.59022	53	15	15					
DIV. I NON-CONF.		8-2-0	.8	37	8-2-0	162	27	56	.59022	55	15	15					
<hr/>																	
TOTALS		RPI 1-25		RPI 26-50		W-L RECORDS		RPI 51-100		RPI 101-150		RPI 150+					
8-2-0		0-1-0		0-1-0		OVERALL		3-0-0		1-0-0		4-0-0					
3-0-0		0-0-0		0-0-0		HOME		1-0-0		0-0-0		2-0-0					
4-2-0		0-1-0		0-1-0		AWAY		2-0-0		1-0-0		1-0-0					
1-0-0		0-0-0		0-0-0		NEUTRAL		0-0-0		0-0-0		1-0-0					
<hr/>																	
8-2-0		0-1-0		0-1-0		NON-CONFERENCE		3-0-0		1-0-0		4-0-0					
3-0-0		0-0-0		0-0-0		HOME		1-0-0		0-0-0		2-0-0					
4-2-0		0-1-0		0-0-		AWAY		2-0-0		1-0-0		1-0-0					
1-0-0		0-0-0		0-0-0		NEUTRAL		0-0-0		0-0-0		1-0-0					
<hr/>																	
0-0-0		0-0-0		0-0-0		CONFERENCE		0-0-0		0-0-0		0-0-0					
0-0-0		0-0-0		0-0-0		HOME		0-0-0		0-0-0		0-0-0					
0-0-0		0-0-0		0-0-0		AWAY		0-0-0		0-0-0		0-0-0					
0-0-0		0-0-0		0-0-0		NEUTRAL		0-0-0		0-0-0		0-0-0					
<hr/>																	
RPI	S	Opponent		Score		RPI	S	Opponent		Score		RPI	S	Opponent		Score	
3	A	Penn St.		1	5	31	A	Connecticut		0	1	52	A	James Madison		2	1
												84	H	Marshall		2	1
												100	A	Villanova		1	0
												135	A	Drexel		4	0
												228	H	American		3	2
												237	A	Lehigh		1	0
												255	H	Loyola Maryland		4	0
												280	N	Old Dominion		1	0
<hr/>																	
LAST 10 GAMES																	
						135	A	Drexel		4	0	237	A	Lehigh		1	0
						228	H	American		3	2	31	A	Connecticut		0	1
						3	A	Penn St.		1	5	255	H	Loyola Maryland		4	0
						52	A	James Madison		2	1	100	A	Villanova		1	0
						280	N	Old Dominion		1	0	84	H	Marshall		2	1

Non-Div. I Games:

La Salle

[illegible]

Non-Div. I Games:

UC Irvine

Average RPI Win:		137	WON-LOST RECORD		WINNING PCT. RANK		LAST 10 GAMES		STRENGTH OF SCHEDULE		OPP. STRENGTH OF SCHEDULE		TEAM RPI		ADJ RPI		CONF. RPI		ADJ CONF. RPI	
DIV. I ONLY			5-3-2		.6 104		5-3-2		46		67		54		.58865 55		8		8	
DIV. I NON-CONF.			5-3-2		.6 111		5-3-2		42		64		59		.58865 59		8		8	
TOTALS		RPI 1-25		RPI 26-50		W-L RECORDS		RPI 51-100		RPI 101-150		RPI 150+								
5-3-2		0-1-0		0-1-1		OVERALL		2-0-1		1-0-0		2-1-0								
3-1-2		0-1-0		0-0-1		HOME		0-0-1		1-0-0		2-0-0								
2-2-0		0-0-0		0-1-0		AWAY		2-0-0		0-0-0		0-1-0								
0-0-0		0-0-0		0-0-0		NEUTRAL		0-0-0		0-0-0		0-0-0								
5-3-2		0-1-0		0-1-1		NON-CONFERENCE		2-0-1		1-0-0		2-1-0								
3-1-2		0-1-0		0-0-1		HOME		0-0-1		1-0-0		2-0-0								
2-2-0		0-0-0		0-0-		AWAY		2-0-0		0-0-0		0-1-0								
0-0-0		0-0-0		0-0-0		NEUTRAL		0-0-0		0-0-0		0-0-0								
0-0-0		0-0-0		0-0-0		CONFERENCE		0-0-0		0-0-0		0-0-0								
0-0-0		0-0-0		0-0-0		HOME		0-0-0		0-0-0		0-0-0								
0-0-0		0-0-0		0-0-0		AWAY		0-0-0		0-0-0		0-0-0								
0-0-0		0-0-0		0-0-0		NEUTRAL		0-0-0		0-0-0		0-0-0								
RPI	S	Opponent		Score		RPI	S	Opponent		Score		RPI	S	Opponent		Score				
7	H	UCLA		0 2		29	A	Michigan		0 2		64	A	Texas A&M		3 1				
						44	H	California		1 1		72	H	Cal St. Fullerton		1 1				
												99	A	Southern California		1 0				
														123 H San Diego St.		2 0				
														151 H Wright St.		1 0				
														230 A Toledo		2 3				
														250 H Fresno St.		3 1				
LAST 10 GAMES						LAST 10 GAMES														
						72	H	Cal St. Fullerton		1 1		7	H	UCLA		0 2				
						250	H	Fresno St.		3 1		123	H	San Diego St.		2 0				
						64	A	Texas A&M		3 1		99	A	Southern California		1 0				
						151	H	Wright St.		1 0		230	A	Toledo		2 3				
						44	H	California		1 1		29	A	Michigan		0 2				

Non-Div. I Games:

Pepperdine

Average RPI Win:		175	WON-LOST RECORD		WINNING PCT. RANK		LAST 10 GAMES		STRENGTH OF SCHEDULE		OPP. STRENGTH OF SCHEDULE		TEAM RPI		ADJ RPI		CONF. RPI		ADJ CONF. RPI	
DIV. I ONLY			6-6-0		.5 146		4-6-0		18		51		56		.58713 56		1		1	
DIV. I NON-CONF.			5-1-0		.83333 27		3-1-0		34		181		21		.63975 22		1		1	
TOTALS		RPI 1-25		RPI 26-50		W-L RECORDS		RPI 51-100		RPI 101-150		RPI 150+								
6-6-0		0-5-0		0-0-0		OVERALL		1-1-0		1-0-0		4-0-0								
4-4-0		0-4-0		0-0-0		HOME		0-0-0		0-0-0		4-0-0								
2-2-0		0-1-0		0-0-0		AWAY		1-1-0		1-0-0		0-0-0								
0-0-0		0-0-0		0-0-0		NEUTRAL		0-0-0		0-0-0		0-0-0								
5-1-0		0-1-0		0-0-0		NON-CONFERENCE		1-0-0		0-0-0		4-0-0								
4-1-0		0-1-0		0-0-0		HOME		0-0-0		0-0-0		4-0-0								
1-0-0		0-0-0		0-0-		AWAY		1-0-0		0-0-0		0-0-0								
0-0-0		0-0-0		0-0-0		NEUTRAL		0-0-0		0-0-0		0-0-0								
1-5-0		0-4-0		0-0-0		CONFERENCE		0-1-0		1-0-0		0-0-0								
0-3-0		0-3-0		0-0-0		HOME		0-0-0		0-0-0		0-0-0								
1-2-0		0-1-0		0-0-0		AWAY		0-1-0		1-0-0		0-0-0								
0-0-0		0-0-0		0-0-0		NEUTRAL		0-0-0		0-0-0		0-0-0								
RPI	S	Opponent		Score		RPI	S	Opponent		Score		RPI	S	Opponent		Score				
5	H	Georgetown		0	2							59	A	Miami (FL)		1	2			
6	A	Florida St.		0	1							66	A	Navy		3	2			
11	H	Virginia Tech		1	4									118 A Pittsburgh						
12	H	Notre Dame		1	3									191 H Longwood		3	2			
13	H	Boston College		2	3									209 H UNC Wilmington		2	1			
														231 H East Tenn. St.		3	0			
														234 H Ga. Southern		4	0			
LAST 10 GAMES																				
13	H	Boston College		2	3	6	A	Florida St.		0	1									
11	H	Virginia Tech		1	4	59	A	Miami (FL)		1	2									
5	H	Georgetown		0	2	118	A	Pittsburgh		1	0									
231	H	East Tenn. St.		3	0	12	H	Notre Dame		1	3									
234	H	Ga. Southern		4	0	209	H	UNC Wilmington		2	1									

Non-Div. I Games:

North Carolina St.

Average RPI Win: 148		WON-LOST RECORD		WINNING PCT. RANK		LAST 10 GAMES		STRENGTH OF SCHEDULE		OPP. STRENGTH OF SCHEDULE		TEAM RPI		ADJ RPI		CONF. RPI		ADJ CONF. RPI	
DIV. I ONLY		5-4-2		.54545 137		4-4-2		21		95		55		.58685 57		16		16	
DIV. I NON-CONF.		4-3-2		.55556 137		3-3-2		13		86		46		.60526 46		16		16	
TOTALS		RPI 1-25		RPI 26-50		W-L RECORDS		RPI 51-100		RPI 101-150		RPI 150+							
5-4-2		0-1-1		0-1-0		OVERALL		0-1-1		3-0-0		2-1-0							
2-2-1		0-1-1		0-0-0		HOME		0-1-0		1-0-0		1-0-0							
3-2-1		0-0-0		0-1-0		AWAY		0-0-1		2-0-0		1-1-0							
0-0-0		0-0-0		0-0-0		NEUTRAL		0-0-0		0-0-0		0-0-0							
4-3-2		0-1-1		0-1-0		NON-CONFERENCE		0-1-1		2-0-0		2-0-0							
2-2-1		0-1-1		0-0-0		HOME		0-1-0		1-0-0		1-0-0							
2-1-1		0-0-0		0-0-		AWAY		0-0-1		1-0-0		1-0-0							
0-0-0		0-0-0		0-0-0		NEUTRAL		0-0-0		0-0-0		0-0-0							
1-1-0		0-0-0		0-0-0		CONFERENCE		0-0-0		1-0-0		0-1-0							
0-0-0		0-0-0		0-0-0		HOME		0-0-0		0-0-0		0-0-0							
1-1-0		0-0-0		0-0-0		AWAY		0-0-0		1-0-0		0-1-0							
0-0-0		0-0-0		0-0-0		NEUTRAL		0-0-0		0-0-0		0-0-0							
RPI S	Opponent		Score		RPI S	Opponent		Score		RPI S	Opponent		Score		RPI S	Opponent		Score	
18 H	Nebraska		2	2	50 A	Utah		0	3	72 A	Cal St. Fullerton		0	0	104 H	Creighton		3	0
21 H	Arkansas		2	3						85 H	Weber St.		0	1	108 A	UTEP		1	0
															110 A	UNLV		2	1
															176 A	Idaho St.		3	2
															185 A	Nevada		0	2
															244 H	Utah Valley		1	0
				LAST 10 GAMES															
				110 A	UNLV		2	1	85 H	Weber St.		0	1						
				185 A	Nevada		0	2	50 A	Utah		0	3						
				18 H	Nebraska		2	2	72 A	Cal St. Fullerton		0	0						
				108 A	UTEP		1	0	21 H	Arkansas		2	3						
				244 H	Utah Valley		1	0	176 A	Idaho St.		3	2						

Non-Div. I Games:

Utah St.

[illegible]

Non-Div. I Games:

Monmouth

Average RPI Win: 154		WON-LOST	WINNING	LAST 10	STRENGTH OF		OPP. STRENGTH	TEAM	ADJ	CONF.	ADJ CONF.
Average RPI Loss: 13		RECORD	PCT. RANK	GAMES	SCHEDULE		OF SCHEDULE	RPI	RPI	RPI	RPI
DIV. I ONLY		6-4-0	.6	104	6-4-0		68	13	58	.58316	59
DIV. I NON-CONF.		5-0-0	1	1	5-0-0		193	146	40	.6123	43
TOTALS		RPI 1-25	RPI 26-50		W-L RECORDS		RPI 51-100		RPI 101-150		RPI 150+
6-4-0		0-3-0	0-1-0		OVERALL		1-0-0		3-0-0		2-0-0
3-1-0		0-1-0	0-0-0		HOME		1-0-0		1-0-0		1-0-0
3-3-0		0-2-0	0-1-0		AWAY		0-0-0		2-0-0		1-0-0
0-0-0		0-0-0	0-0-0		NEUTRAL		0-0-0		0-0-0		0-0-0
5-0-0		0-0-0	0-0-0		NON-CONFERENCE		0-0-0		3-0-0		2-0-0
2-0-0		0-0-0	0-0-0		HOME		0-0-0		1-0-0		1-0-0
3-0-0		0-0-0	0-0-		AWAY		0-0-0		2-0-0		1-0-0
0-0-0		0-0-0	0-0-0		NEUTRAL		0-0-0		0-0-0		0-0-0
1-4-0		0-3-0	0-1-0		CONFERENCE		1-0-0		0-0-0		0-0-0
1-1-0		0-1-0	0-0-0		HOME		1-0-0		0-0-0		0-0-0
0-3-0		0-2-0	0-1-0		AWAY		0-0-0		0-0-0		0-0-0
0-0-0		0-0-0	0-0-0		NEUTRAL		0-0-0		0-0-0		0-0-0
RPI S	Opponent	Score	RPI S	Opponent	Score	RPI S	Opponent	Score	RPI S	Opponent	Score
4	H North Carolina	0 4	34	A Duke	0 3	56	H North Carolina St.	2 1	119	H Cincinnati	2 0
6	A Florida St.	0 4							121	A Milwaukee	2 1
8	A Wake Forest	0 4							139	A Jacksonville	3 2
									211	H Cleveland St.	6 1
									277	A Fla. Atlantic	2 1
LAST 10 GAMES											
6	A Florida St.	0 4	8	A Wake Forest	0 4						
4	H North Carolina	0 4	34	A Duke	0 3						
56	H North Carolina St.	2 1	277	A Fla. Atlantic	2 1						
139	A Jacksonville	3 2	211	H Cleveland St.	6 1						
119	H Cincinnati	2 0	121	A Milwaukee	2 1						

Non-Div. I Games:

Miami (FL)

Average RPI Win: 141		WON-LOST RECORD		WINNING PCT. RANK		LAST 10 GAMES		STRENGTH OF SCHEDULE		OPP. STRENGTH OF SCHEDULE		TEAM RPI		ADJ RPI		CONF. RPI		ADJ CONF. RPI					
Average RPI Loss: 79		8-3-1		.70833 57		7-3-0		132		47		62		.57914 60		6		6					
DIV. I ONLY		6-3-1		.65 89		5-3-0		126		38		83		.56392 80		5		5					
DIV. I NON-CONF.																							
TOTALS		RPI 1-25		RPI 26-50		W-L RECORDS		RPI 51-100		RPI 101-150		RPI 150+											
8-3-1		1-1-0		0-0-0		OVERALL		1-1-1		3-1-0		3-0-0											
7-0-1		1-0-0		0-0-0		HOME		1-0-1		3-0-0		2-0-0											
1-3-0		0-1-0		0-0-0		AWAY		0-1-0		0-1-0		1-0-0											
0-0-0		0-0-0		0-0-0		NEUTRAL		0-0-0		0-0-0		0-0-0											
6-3-1		1-1-0		0-0-0		NON-CONFERENCE		1-1-1		1-1-0		3-0-0											
5-0-1		1-0-0		0-0-0		HOME		1-0-1		1-0-0		2-0-0											
1-3-0		0-1-0		0-0-		AWAY		0-1-0		0-1-0		1-0-0											
0-0-0		0-0-0		0-0-0		NEUTRAL		0-0-0		0-0-0		0-0-0											
2-0-0		0-0-0		0-0-0		CONFERENCE		0-0-0		2-0-0		0-0-0											
2-0-0		0-0-0		0-0-0		HOME		0-0-0		2-0-0		0-0-0											
0-0-0		0-0-0		0-0-0		AWAY		0-0-0		0-0-0		0-0-0											
0-0-0		0-0-0		0-0-0		NEUTRAL		0-0-0		0-0-0		0-0-0											
RPI	S	Opponent		Score		RPI	S	Opponent		Score		RPI	S	Opponent		Score							
17	H	Georgia		2	0							61	H	South Fla.		1	1	117	H	Iowa St.	3	1	
25	A	Colorado Col.		0	2							71	A	Oregon		1	2	120	H	TCU	2	0	
												82	H	Samford		2	0	124	H	Illinois St.	2	1	
																		141	A	Oregon St.	0	1	
																		181	H	Texas St.	3	0	
																		236	H	UTSA	3	0	
																		253	A	Air Force	3	1	

Average RPI Win: 225		WON-LOST RECORD		WINNING PCT. RANK		LAST 10 GAMES		STRENGTH OF SCHEDULE		OPP. STRENGTH OF SCHEDULE		TEAM RPI		ADJ RPI		CONF. RPI		ADJ CONF. RPI						
DIV. I ONLY		5-2-3		.65 81		5-2-3		72		110		63		.57824 61		7 7								
DIV. I NON-CONF.		5-1-3		.72222 57		5-1-3		95		138		63		.58276 63		7 7								
TOTALS		RPI 1-25		RPI 26-50		W-L RECORDS		RPI 51-100		RPI 101-150		RPI 150+												
5-2-3		0-2-1		0-0-0		OVERALL		0-0-2		1-0-0		4-0-0												
5-0-2		0-0-1		0-0-0		HOME		0-0-1		1-0-0		4-0-0												
0-2-1		0-2-0		0-0-0		AWAY		0-0-1		0-0-0		0-0-0												
0-0-0		0-0-0		0-0-0		NEUTRAL		0-0-0		0-0-0		0-0-0												
5-1-3		0-1-1		0-0-0		NON-CONFERENCE		0-0-2		1-0-0		4-0-0												
5-0-2		0-0-1		0-0-0		HOME		0-0-1		1-0-0		4-0-0												
0-1-1		0-1-0		0-0-		AWAY		0-0-1		0-0-0		0-0-0												
0-0-0		0-0-0		0-0-0		NEUTRAL		0-0-0		0-0-0		0-0-0												
0-1-0		0-1-0		0-0-0		CONFERENCE		0-0-0		0-0-0		0-0-0												
0-0-0		0-0-0		0-0-0		HOME		0-0-0		0-0-0		0-0-0												
0-1-0		0-1-0		0-0-0		AWAY		0-0-0		0-0-0		0-0-0												
0-0-0		0-0-0		0-0-0		NEUTRAL		0-0-0		0-0-0		0-0-0												
RPI	S	Opponent		Score		RPI	S	Opponent		Score		RPI	S	Opponent		Score								
9	A	South Carolina		0	1							51	H	Clemson		1	1	129	H	Middle Tenn.		1	0	
14	A	UCF		1	2							60	A	Texas		1	1	152	H	South Ala.		1	0	
23	H	Florida		1	1													229	H	North Florida		1	0	
																		288	H	Niagara		3	0	
																		325	H	Ark.-Pine Bluff		7	0	
LAST 10 GAMES																								
14	A	UCF		1	2	9	A	South Carolina		0	1	229	H	North Florida		1	0							
152	H	South Ala.		1	0	129	H	Middle Tenn.		1	0	288	H	Niagara		3	0							
23	H	Florida		1	1	51	H	Clemson		1	1													
60	A	Texas		1	1																			
325	H	Ark.-Pine Bluff		7	0																			

Non-Div. I Games:

South Fla.

Average RPI Win:		200	WON-LOST		WINNING		LAST 10		STRENGTH OF		OPP. STRENGTH		TEAM		ADJ		CONF.		ADJ CONF.					
Average RPI Loss:		32	RECORD		PCT. RANK		GAMES		SCHEDULE		OF SCHEDULE		RPI		RPI		RPI		RPI					
DIV. I ONLY			7-4-0		.63636		92		7-3-0		62		120		60		.57812		62		9		9	
DIV. I NON-CONF.			6-4-0		.6		111		6-3-0		54		97		71		.57073		72		9		9	
TOTALS		RPI 1-25		RPI 26-50		W-L RECORDS		RPI 51-100		RPI 101-150		RPI 150+												
7-4-0		0-1-0		0-2-0		OVERALL		1-1-0		0-0-0		6-0-0												
4-0-0		0-0-0		0-0-0		HOME		1-0-0		0-0-0		3-0-0												
3-4-0		0-1-0		0-2-0		AWAY		0-1-0		0-0-0		3-0-0												
0-0-0		0-0-0		0-0-0		NEUTRAL		0-0-0		0-0-0		0-0-0												
6-4-0		0-1-0		0-2-0		NON-CONFERENCE		1-1-0		0-0-0		5-0-0												
4-0-0		0-0-0		0-0-0		HOME		1-0-0		0-0-0		3-0-0												
2-4-0		0-1-0		0-0-		AWAY		0-1-0		0-0-0		2-0-0												
0-0-0		0-0-0		0-0-0		NEUTRAL		0-0-0		0-0-0		0-0-0												
1-0-0		0-0-0		0-0-0		CONFERENCE		0-0-0		0-0-0		1-0-0												
0-0-0		0-0-0		0-0-0		HOME		0-0-0		0-0-0		0-0-0												
1-0-0		0-0-0		0-0-0		AWAY		0-0-0		0-0-0		1-0-0												
0-0-0		0-0-0		0-0-0		NEUTRAL		0-0-0		0-0-0		0-0-0												
RPI	S	Opponent		Score		RPI	S	Opponent		Score		RPI	S	Opponent		Score		RPI	S	Opponent		Score		
5	A	Georgetown		0 3		26	A	Rutgers		0 1		58	A	Monmouth		0 1		180	A	Temple		2 1		
						40	A	St. John's (NY)		1 2								189	H	Saint Francis (PA)		2 0		
																		195	A	Towson		1 0		
																		235	A	George Mason		3 0		
																		255	H	Loyola Maryland		2 1		
																		263	H	LIU Brooklyn		2 0		

Non-Div. I Games:

Delaware

Average RPI Win: 155		WON-LOST	WINNING	LAST 10	STRENGTH OF		OPP. STRENGTH	TEAM	ADJ		CONF.	ADJ CONF.					
Average RPI Loss: 28		RECORD	PCT. RANK	GAMES	SCHEDULE		OF SCHEDULE	RPI	RPI		RPI	RPI					
DIV. I ONLY		7-2-2	.72727	47	6-2-2		137	56	61	.5781	63	3	3				
DIV. I NON-CONF.		6-0-2	.875	18	5-0-2		257	82	82	.56223	84	3	3				
TOTALS		RPI 1-25		RPI 26-50		W-L RECORDS		RPI 51-100		RPI 101-150		RPI 150+					
7-2-2		0-1-0		1-1-0		OVERALL		0-0-0		3-0-1		3-0-1					
4-1-2		0-0-0		1-1-0		HOME		0-0-0		1-0-1		2-0-1					
3-1-0		0-1-0		0-0-0		AWAY		0-0-0		2-0-0		1-0-0					
0-0-0		0-0-0		0-0-0		NEUTRAL		0-0-0		0-0-0		0-0-0					
6-0-2		0-0-0		0-0-0		NON-CONFERENCE		0-0-0		3-0-1		3-0-1					
3-0-2		0-0-0		0-0-0		HOME		0-0-0		1-0-1		2-0-1					
3-0-0		0-0-0		0-0-		AWAY		0-0-0		2-0-0		1-0-0					
0-0-0		0-0-0		0-0-0		NEUTRAL		0-0-0		0-0-0		0-0-0					
1-2-0		0-1-0		1-1-0		CONFERENCE		0-0-0		0-0-0		0-0-0					
1-1-0		0-0-0		1-1-0		HOME		0-0-0		0-0-0		0-0-0					
0-1-0		0-1-0		0-0-0		AWAY		0-0-0		0-0-0		0-0-0					
0-0-0		0-0-0		0-0-0		NEUTRAL		0-0-0		0-0-0		0-0-0					
RPI	S	Opponent		Score		RPI	S	Opponent		Score		RPI	S	Opponent		Score	
18	A	Nebraska		0 1		28	H	Minnesota		3 0		113	A	Dayton		2 1	
						37	H	Wisconsin		0 2		116	A	Eastern Mich.		3 2	
												121	H	Milwaukee		5 2	
												123	H	San Diego St.		1 1	
												168	H	Oakland		1 1	
												197	H	Buffalo		2 0	
												222	A	New Mexico		1 0	
												285	H	Bowling Green		3 1	
LAST 10 GAMES																	
						37	H	Wisconsin		0 2		116	A	Eastern Mich.		3 2	
						28	H	Minnesota		3 0		285	H	Bowling Green		3 1	
						18	A	Nebraska		0 1		222	A	New Mexico		1 0	
						123	H	San Diego St.		1 1		168	H	Oakland		1 1	
						121	H	Milwaukee		5 2		113	A	Dayton		2 1	

Non-Div. I Games:

Michigan St.

Average RPI Win: 153		WON-LOST RECORD	WINNING PCT. RANK		LAST 10 GAMES	STRENGTH OF SCHEDULE	OPP. STRENGTH OF SCHEDULE	TEAM RPI	ADJ RPI	CONF. RPI	ADJ CONF. RPI	
Average RPI Loss: 46												
DIV. I ONLY		7-3-1	.68182	65	7-2-1	122	39	65	.57728	64	4	4
DIV. I NON-CONF.		5-2-1	.6875	67	5-1-1	80	33	53	.59356	53	4	4
<hr/>												
TOTALS		RPI 1-25		RPI 26-50		W-L RECORDS		RPI 51-100		RPI 101-150		RPI 150+
7-3-1		0-0-0		1-2-1		OVERALL		1-1-0		2-0-0		3-0-0
7-2-1		0-0-0		1-1-1		HOME		1-1-0		2-0-0		3-0-0
0-1-0		0-0-0		0-1-0		AWAY		0-0-0		0-0-0		0-0-0
0-0-0		0-0-0		0-0-0		NEUTRAL		0-0-0		0-0-0		0-0-0
5-2-1		0-0-0		1-1-1		NON-CONFERENCE		1-1-0		1-0-0		2-0-0
5-2-1		0-0-0		1-1-1		HOME		1-1-0		1-0-0		2-0-0
0-0-0		0-0-0		0-0-		AWAY		0-0-0		0-0-0		0-0-0
0-0-0		0-0-0		0-0-0		NEUTRAL		0-0-0		0-0-0		0-0-0
2-1-0		0-0-0		0-1-0		CONFERENCE		0-0-0		1-0-0		1-0-0
2-0-0		0-0-0		0-0-0		HOME		0-0-0		1-0-0		1-0-0
0-1-0		0-0-0		0-1-0		AWAY		0-0-0		0-0-0		0-0-0
0-0-0		0-0-0		0-0-0		NEUTRAL		0-0-0		0-0-0		0-0-0
RPI	S	Opponent	Score	RPI	S	Opponent	Score	RPI	S	Opponent	Score	
				34	H	Duke	0 1	55	H	Pepperdine	1 3	134 H Vanderbilt 3 0
				38	H	Arizona St.	3 1	92	H	San Diego	6 1	147 H Massachusetts 3 1
				48	H	Baylor	0 0					200 H Mississippi St. 8 0
				49	A	Tennessee	0 1					227 H Cal Poly 4 0
												236 H UTSA 1 0
<hr/>												
LAST 10 GAMES												
				134	H	Vanderbilt	3 0	227	H	Cal Poly	4 0	
				200	H	Mississippi St.	8 0	147	H	Massachusetts	3 1	
				49	A	Tennessee	0 1	48	H	Baylor	0 0	
				38	H	Arizona St.	3 1	92	H	San Diego	6 1	
				236	H	UTSA	1 0	55	H	Pepperdine	1 3	

Non-Div. I Games:

Texas A&M

Average RPI Win: 129		WON-LOST	WINNING	LAST 10	STRENGTH OF		OPP. STRENGTH	TEAM	ADJ		CONF.	ADJ CONF.
Average RPI Loss: 84		RECORD	PCT. RANK	GAMES	SCHEDULE		OF SCHEDULE	RPI	RPI		RPI	RPI
DIV. I ONLY		7-4-0	.63636	92	6-4-0		80	80	66		.57604	65
DIV. I NON-CONF.		7-2-0	.77778	45	6-2-0		56	102	38		.61592	38
TOTALS		RPI 1-25	RPI 26-50		W-L RECORDS		RPI 51-100		RPI 101-150		RPI 150+	
7-4-0		0-0-0	0-2-0		OVERALL		2-0-0		4-2-0		1-0-0	
3-1-0		0-0-0	0-0-0		HOME		2-0-0		1-1-0		0-0-0	
4-3-0		0-0-0	0-2-0		AWAY		0-0-0		3-1-0		1-0-0	
0-0-0		0-0-0	0-0-0		NEUTRAL		0-0-0		0-0-0		0-0-0	
7-2-0		0-0-0	0-1-0		NON-CONFERENCE		2-0-0		4-1-0		1-0-0	
3-1-0		0-0-0	0-0-0		HOME		2-0-0		1-1-0		0-0-0	
4-1-0		0-0-0	0-0-		AWAY		0-0-0		3-0-0		1-0-0	
0-0-0		0-0-0	0-0-0		NEUTRAL		0-0-0		0-0-0		0-0-0	
0-2-0		0-0-0	0-1-0		CONFERENCE		0-0-0		0-1-0		0-0-0	
0-0-0		0-0-0	0-0-0		HOME		0-0-0		0-0-0		0-0-0	
0-2-0		0-0-0	0-1-0		AWAY		0-0-0		0-1-0		0-0-0	
0-0-0		0-0-0	0-0-0		NEUTRAL		0-0-0		0-0-0		0-0-0	
RPI S	Opponent	Score	RPI S	Opponent	Score	RPI S	Opponent	Score	RPI S	Opponent	Score	
			41 A	Ole Miss	0 3	77 H	Alabama	6 0	101 H	Missouri	2 1	
			42 A	Louisville	2 3	82 H	Samford	2 0	106 A	FGCU	2 1	
									119 A	Cincinnati	2 3	
									128 A	Western Ky.	1 0	
									129 A	Middle Tenn.	3 1	
									134 H	Vanderbilt	1 2	
									277 A	Fla. Atlantic	4 0	
LAST 10 GAMES												
			119 A	Cincinnati	2 3	106 A	FGCU	2 1				
			42 A	Louisville	2 3	41 A	Ole Miss	0 3				
			277 A	Fla. Atlantic	4 0	77 H	Alabama	6 0				
			134 H	Vanderbilt	1 2	128 A	Western Ky.	1 0				
			101 H	Missouri	2 1	129 A	Middle Tenn.	3 1				

Non-Div. I Games:

Memphis

Average RPI Win:	186	WON-LOST	WINNING	LAST 10	STRENGTH OF	OPP. STRENGTH	TEAM	ADJ	CONF.	ADJ CONF.			
Average RPI Loss:	38	RECORD	PCT. RANK	GAMES	SCHEDULE	OF SCHEDULE	RPI	RPI	RPI	RPI			
DIV. I ONLY		9-2-0	.81818	18	9-1-0	198	79	64	.57517	66	14	14	
DIV. I NON-CONF.		7-2-0	.77778	45	7-1-0	234	83	97	.54428	98	14	14	
<hr/>													
TOTALS		RPI 1-25		RPI 26-50		W-L RECORDS		RPI 51-100		RPI 101-150		RPI 150+	
9-2-0		0-1-0		1-0-0		OVERALL		0-1-0		1-0-0		7-0-0	
7-1-0		0-0-0		1-0-0		HOME		0-1-0		1-0-0		5-0-0	
2-1-0		0-1-0		0-0-0		AWAY		0-0-0		0-0-0		2-0-0	
0-0-0		0-0-0		0-0-0		NEUTRAL		0-0-0		0-0-0		0-0-0	
7-2-0		0-1-0		0-0-0		NON-CONFERENCE		0-1-0		1-0-0		6-0-0	
6-1-0		0-0-0		0-0-0		HOME		0-1-0		1-0-0		5-0-0	
1-1-0		0-1-0		0-0-		AWAY		0-0-0		0-0-0		1-0-0	
0-0-0		0-0-0		0-0-0		NEUTRAL		0-0-0		0-0-0		0-0-0	
2-0-0		0-0-0		1-0-0		CONFERENCE		0-0-0		0-0-0		1-0-0	
1-0-0		0-0-0		1-0-0		HOME		0-0-0		0-0-0		0-0-0	
1-0-0		0-0-0		0-0-0		AWAY		0-0-0		0-0-0		1-0-0	
0-0-0		0-0-0		0-0-0		NEUTRAL		0-0-0		0-0-0		0-0-0	
RPI	S	Opponent		Score		RPI	S	Opponent		Score			
20	A	Maryland		0 2		32	H	Boston U.		1 0			
						56	H	North Carolina St.		2 3			
						136	H	High Point		4 1			
						155	A	Lafayette		1 0			
						189	A	Saint Francis (PA)		5 0			
						203	H	Citadel		5 0			
						204	H	Duquesne		1 0			
						229	H	North Florida		1 0			
						264	H	St. Bonaventure		3 2			
						265	H	Iona		3 0			
						<hr/>							
LAST 10 GAMES													
155 A Lafayette						1		0		265 H Iona		3 0	
189 A Saint Francis (PA)						5		0		136 H High Point		4 1	
32 H Boston U.						1		0		264 H St. Bonaventure		3 2	
229 H North Florida						1		0		204 H Duquesne		1 0	
203 H Citadel						5		0		20 A Maryland		0 2	

Average RPI Win: 219		WON-LOST	WINNING		LAST 10	STRENGTH OF		OPP. STRENGTH	TEAM	ADJ	CONF.	ADJ CONF.					
Average RPI Loss: 19		RECORD	PCT. RANK		GAMES	SCHEDULE		OF SCHEDULE	RPI	RPI	RPI	RPI					
DIV. I ONLY		5-2-3	.65	81	5-2-3	82		97	67	.57502	67	2	2				
DIV. I NON-CONF.		5-1-3	.72222	57	5-1-3	124		114	69	.57231	70	2	2				

TOTALS		RPI 1-25		RPI 26-50		W-L RECORDS		RPI 51-100		RPI 101-150		RPI 150+					
5-2-3		0-1-0		0-1-2		OVERALL		0-0-0		1-0-1		4-0-0					
3-2-0		0-1-0		0-1-0		HOME		0-0-0		1-0-0		2-0-0					
2-0-1		0-0-0		0-0-1		AWAY		0-0-0		0-0-0		2-0-0					
0-0-2		0-0-0		0-0-1		NEUTRAL		0-0-0		0-0-1		0-0-0					
5-1-3		0-0-0		0-1-2		NON-CONFERENCE		0-0-0		1-0-1		4-0-0					
3-1-0		0-0-0		0-1-0		HOME		0-0-0		1-0-0		2-0-0					
2-0-1		0-0-0		0-1-		AWAY		0-0-0		0-0-0		2-0-0					
0-0-2		0-0-0		0-0-1		NEUTRAL		0-0-0		0-0-1		0-0-0					
0-1-0		0-1-0		0-0-0		CONFERENCE		0-0-0		0-0-0		0-0-0					
0-1-0		0-1-0		0-0-0		HOME		0-0-0		0-0-0		0-0-0					
0-0-0		0-0-0		0-0-0		AWAY		0-0-0		0-0-0		0-0-0					
0-0-0		0-0-0		0-0-0		NEUTRAL		0-0-0		0-0-0		0-0-0					
RPI	S	Opponent		Score		RPI	S	Opponent		Score		RPI	S	Opponent		Score	
7	H	UCLA		1 2		30	H	Texas Tech		0 2		107	N	Kansas		1 1	
						46	N	Illinois		1 1		112	H	Hawaii		4 1	
						47	A	Ohio St.		0 0		201	A	FIU		4 2	
												232	H	Southern Utah		6 1	
												272	H	UC Riverside		6 0	
												277	A	Fla. Atlantic		1 0	

LAST 10 GAMES																	
						7	H	UCLA		1 2		232	H	Southern Utah		6 1	
						112	H	Hawaii		4 1		46	N	Illinois		1 1	
						30	H	Texas Tech		0 2		107	N	Kansas		1 1	
						277	A	Fla. Atlantic		1 0		47	A	Ohio St.		0 0	
						201	A	FIU		4 2		272	H	UC Riverside		6 0	

Non-Div. I Games:

Arizona

Average RPI Win:	190	WON-LOST	WINNING	LAST 10	STRENGTH OF	OPP. STRENGTH	TEAM	ADJ	CONF.	ADJ CONF.	
Average RPI Loss:	64	RECORD	PCT. RANK	GAMES	SCHEDULE	OF SCHEDULE	RPI	RPI	RPI	RPI	
DIV. I ONLY	7-2-1	.75	38	7-2-1	123	182	69	.57412	68	19	19
DIV. I NON-CONF.	5-1-1	.78571	40	5-1-1	96	151	52	.59641	52	22	22
<hr/>											
TOTALS	RPI 1-25	RPI 26-50		W-L RECORDS	RPI 51-100		RPI 101-150		RPI 150+		
7-2-1	0-0-0	0-1-0		OVERALL	1-1-0		1-0-0		5-0-1		
3-2-0	0-0-0	0-1-0		HOME	1-1-0		0-0-0		2-0-0		
4-0-1	0-0-0	0-0-0		AWAY	0-0-0		1-0-0		3-0-1		
0-0-0	0-0-0	0-0-0		NEUTRAL	0-0-0		0-0-0		0-0-0		
5-1-1	0-0-0	0-1-0		NON-CONFERENCE	1-0-0		1-0-0		3-0-1		
2-1-0	0-0-0	0-1-0		HOME	1-0-0		0-0-0		1-0-0		
3-0-1	0-0-0	0-0-		AWAY	0-0-0		1-0-0		2-0-1		
0-0-0	0-0-0	0-0-0		NEUTRAL	0-0-0		0-0-0		0-0-0		
2-1-0	0-0-0	0-0-0		CONFERENCE	0-1-0		0-0-0		2-0-0		
1-1-0	0-0-0	0-0-0		HOME	0-1-0		0-0-0		1-0-0		
1-0-0	0-0-0	0-0-0		AWAY	0-0-0		0-0-0		1-0-0		
0-0-0	0-0-0	0-0-0		NEUTRAL	0-0-0		0-0-0		0-0-0		
RPI S	Opponent	Score	RPI S	Opponent	Score	RPI S	Opponent	Score	RPI S	Opponent	Score
			38 H	Arizona St.	1 3	80 H	LSU	4 0	108 A	UTEP	2 1
						89 H	Oral Roberts	1 2	170 A	Rice	1 0
									181 H	Texas St.	1 0
									215 A	Houston	0 0
									254 A	New Mexico St.	2 0
									266 H	Northwestern St.	2 0
									269 A	Lamar	3 0
			LAST 10 GAMES								
			269 A	Lamar	3 0	80 H	LSU	4 0			
			266 H	Northwestern St.	2 0	108 A	UTEP	2 1			
			89 H	Oral Roberts	1 2	254 A	New Mexico St.	2 0			
			181 H	Texas St.	1 0	38 H	Arizona St.	1 3			
			170 A	Rice	1 0	215 A	Houston	0 0			

Non-Div. I Games:

Stephen F. Austin

Average RPI Win: 200		WON-LOST RECORD	WINNING PCT. RANK		LAST 10 GAMES	STRENGTH OF SCHEDULE	OPP. STRENGTH OF SCHEDULE	TEAM RPI	ADJ RPI		CONF. RPI	ADJ CONF. RPI					
Average RPI Loss: 27																	
DIV. I ONLY		5-2-0	.71429	56	5-2-0	124	106	68	.57282	69	10	10					
DIV. I NON-CONF.		4-2-0	.66667	80	4-2-0	114	91	78	.56444	79	11	11					
<hr/>																	
TOTALS		RPI 1-25		RPI 26-50		W-L RECORDS		RPI 51-100		RPI 101-150		RPI 150+					
5-2-0		0-1-0		0-1-0		OVERALL		0-0-0		1-0-0		4-0-0					
3-1-0		0-0-0		0-1-0		HOME		0-0-0		0-0-0		3-0-0					
2-1-0		0-1-0		0-0-0		AWAY		0-0-0		1-0-0		1-0-0					
0-0-0		0-0-0		0-0-0		NEUTRAL		0-0-0		0-0-0		0-0-0					
4-2-0		0-1-0		0-1-0		NON-CONFERENCE		0-0-0		1-0-0		3-0-0					
2-1-0		0-0-0		0-1-0		HOME		0-0-0		0-0-0		2-0-0					
2-1-0		0-1-0		0-0-		AWAY		0-0-0		1-0-0		1-0-0					
0-0-0		0-0-0		0-0-0		NEUTRAL		0-0-0		0-0-0		0-0-0					
1-0-0		0-0-0		0-0-0		CONFERENCE		0-0-0		0-0-0		1-0-0					
1-0-0		0-0-0		0-0-0		HOME		0-0-0		0-0-0		1-0-0					
0-0-0		0-0-0		0-0-0		AWAY		0-0-0		0-0-0		0-0-0					
0-0-0		0-0-0		0-0-0		NEUTRAL		0-0-0		0-0-0		0-0-0					
RPI	S	Opponent		Score		RPI	S	Opponent		Score		RPI	S	Opponent		Score	
14	A	UCF		0 2		40	H	St. John's (NY)		0 4		147	A	Massachusetts		2 1	
												162	H	Dartmouth		1 0	
												202	H	Northeastern		2 1	
												238	A	Quinnipiac		1 0	
												252	H	Sacred Heart		2 0	

Non-Div. I Games:

Brown

Average RPI Win: 172		WON-LOST	WINNING	LAST 10	STRENGTH OF		OPP. STRENGTH	TEAM	ADJ	CONF.	ADJ CONF.			
Average RPI Loss: 22		RECORD	PCT. RANK	GAMES	SCHEDULE		OF SCHEDULE	RPI	RPI	RPI	RPI			
DIV. I ONLY		4-7-1	.375	225	3-6-1		8	33	70	.57219	70	1	1	
DIV. I NON-CONF.		4-2-0	.66667	80	3-1-0		49	113	54	.59019	56	1	1	
<hr/>														
TOTALS		RPI 1-25		RPI 26-50		W-L RECORDS		RPI 51-100		RPI 101-150		RPI 150+		
4-7-1		0-4-0		0-2-1		OVERALL		2-1-0		0-0-0		2-0-0		
3-2-1		0-1-0		0-0-1		HOME		1-1-0		0-0-0		2-0-0		
0-4-0		0-3-0		0-1-0		AWAY		0-0-0		0-0-0		0-0-0		
1-1-0		0-0-0		0-1-0		NEUTRAL		1-0-0		0-0-0		0-0-0		
4-2-0		0-0-0		0-2-0		NON-CONFERENCE		2-0-0		0-0-0		2-0-0		
3-0-0		0-0-0		0-0-0		HOME		1-0-0		0-0-0		2-0-0		
0-1-0		0-0-0		0-0-		AWAY		0-0-0		0-0-0		0-0-0		
1-1-0		0-0-0		0-1-0		NEUTRAL		1-0-0		0-0-0		0-0-0		
0-5-1		0-4-0		0-0-1		CONFERENCE		0-1-0		0-0-0		0-0-0		
0-2-1		0-1-0		0-0-1		HOME		0-1-0		0-0-0		0-0-0		
0-3-0		0-3-0		0-0-0		AWAY		0-0-0		0-0-0		0-0-0		
0-0-0		0-0-0		0-0-0		NEUTRAL		0-0-0		0-0-0		0-0-0		
RPI	S	Opponent		Score	RPI	S	Opponent		Score	RPI	S	Opponent		Score
1	A	Virginia		0 3	31	A	Connecticut		0 1	51	H	Clemson		0 1
8	H	Wake Forest		0 1	34	H	Duke		2 2	95	H	Colgate		1 0
11	A	Virginia Tech		0 3	39	N	West Virginia		1 2	98	N	Hofstra		3 2
12	A	Notre Dame		0 1										
<hr/>														
LAST 10 GAMES														
51	H	Clemson		0 1	8	H	Wake Forest		0 1	31	A	Connecticut		0 1
34	H	Duke		2 2	192	H	Fairleigh Dickinson		2 1	95	H	Colgate		1 0
12	A	Notre Dame		0 1	302	H	Albany (NY)		4 0					
11	A	Virginia Tech		0 3										
1	A	Virginia		0 3										

Non-Div. I Games:

Syracuse

Average RPI Win:	103	WON-LOST RECORD	WINNING PCT. RANK	LAST 10 GAMES	STRENGTH OF SCHEDULE	OPP. STRENGTH OF SCHEDULE	TEAM RPI	ADJ RPI	CONF. RPI	ADJ CONF. RPI																					
DIV. I ONLY		2-4-3	.38889	223	2-4-3	9	61	73	.57204	71	2	2																			
DIV. I NON-CONF.		2-4-2	.375	230	2-4-2	19	54	89	.5552	87	2	2																			
<hr/>																															
TOTALS	RPI 1-25		RPI 26-50		W-L RECORDS		RPI 51-100		RPI 101-150		RPI 150+																				
2-4-3	0-1-0		0-1-2		OVERALL		1-1-0		1-1-1		0-0-0																				
2-4-3	0-1-0		0-1-2		HOME		1-1-0		1-1-1		0-0-0																				
0-0-0	0-0-0		0-0-0		AWAY		0-0-0		0-0-0		0-0-0																				
0-0-0	0-0-0		0-0-0		NEUTRAL		0-0-0		0-0-0		0-0-0																				
2-4-2	0-1-0		0-1-1		NON-CONFERENCE		1-1-0		1-1-1		0-0-0																				
2-4-2	0-1-0		0-1-1		HOME		1-1-0		1-1-1		0-0-0																				
0-0-0	0-0-0		0-0-		AWAY		0-0-0		0-0-0		0-0-0																				
0-0-0	0-0-0		0-0-0		NEUTRAL		0-0-0		0-0-0		0-0-0																				
0-0-1	0-0-0		0-0-1		CONFERENCE		0-0-0		0-0-0		0-0-0																				
0-0-1	0-0-0		0-0-1		HOME		0-0-0		0-0-0		0-0-0																				
0-0-0	0-0-0		0-0-0		AWAY		0-0-0		0-0-0		0-0-0																				
0-0-0	0-0-0		0-0-0		NEUTRAL		0-0-0		0-0-0		0-0-0																				
<hr/>																															
RPI	S	Opponent	Score	RPI	S	Opponent	Score	RPI	S	Opponent	Score	RPI	S	Opponent	Score																
16	H	Portland	1 2	33	H	Washington St.	0 0	54	H	UC Irvine	1 2	112	H	Hawaii	0 1																
				35	H	BYU	0 0	60	H	Texas	2 1	114	H	San Francisco	1 1																
				37	H	Wisconsin	1 2					146	H	Portland St.	3 0																
<hr/>																															
LAST 10 GAMES																															
				114	H	San Francisco	1 1	33	H	Washington St.	0 0																				
				35	H	BYU	0 0	37	H	Wisconsin	1 2																				
				54	H	UC Irvine	1 2	16	H	Portland	1 2																				
				112	H	Hawaii	0 1	146	H	Portland St.	3 0																				
				60	H	Texas	2 1																								

Non-Div. I Games:

Oregon

Average RPI Win:	197	WON-LOST RECORD	WINNING PCT. RANK	LAST 10 GAMES	STRENGTH OF SCHEDULE	OPP. STRENGTH OF SCHEDULE	TEAM RPI	ADJ RPI	CONF. RPI	ADJ CONF. RPI	
Average RPI Loss:	33										
DIV. I ONLY	5-3-3	.59091	117	5-2-3	64	85	71	.5714	72	11	11
DIV. I NON-CONF.	5-3-3	.59091	124	5-2-3	60	74	72	.5714	71	10	10
<hr/>											
TOTALS	RPI 1-25	RPI 26-50		W-L RECORDS	RPI 51-100		RPI 101-150		RPI 150+		
5-3-3	0-0-0	0-3-1		OVERALL	1-0-2		0-0-0		4-0-0		
4-1-2	0-0-0	0-1-1		HOME	0-0-1		0-0-0		4-0-0		
1-2-1	0-0-0	0-2-0		AWAY	1-0-1		0-0-0		0-0-0		
0-0-0	0-0-0	0-0-0		NEUTRAL	0-0-0		0-0-0		0-0-0		
<hr/>											
5-3-3	0-0-0	0-3-1		NON-CONFERENCE	1-0-2		0-0-0		4-0-0		
4-1-2	0-0-0	0-1-1		HOME	0-0-1		0-0-0		4-0-0		
1-2-1	0-0-0	0-0-		AWAY	1-0-1		0-0-0		0-0-0		
0-0-0	0-0-0	0-0-0		NEUTRAL	0-0-0		0-0-0		0-0-0		
<hr/>											
0-0-0	0-0-0	0-0-0		CONFERENCE	0-0-0		0-0-0		0-0-0		
0-0-0	0-0-0	0-0-0		HOME	0-0-0		0-0-0		0-0-0		
0-0-0	0-0-0	0-0-0		AWAY	0-0-0		0-0-0		0-0-0		
0-0-0	0-0-0	0-0-0		NEUTRAL	0-0-0		0-0-0		0-0-0		
<hr/>											
RPI S	Opponent	Score	RPI S	Opponent	Score	RPI S	Opponent	Score	RPI S	Opponent	Score
30 A	Texas Tech	0 1	33 H	Washington St.	0 1	55 A	Pepperdine	1 1	167 H	Loyola Marymount	1 0
33 H	Washington St.	0 1	57 H	Utah St.	0 0	226 H	Montana	2 0	241 H	Gonzaga	2 1
35 A	BYU	1 3	99 A	Southern California	2 1	250 H	Fresno St.	1 0			
50 H	Utah	0 0									
<hr/>											
LAST 10 GAMES											
99 A	Southern California	2 1	241 H	Gonzaga	2 1						
33 H	Washington St.	0 1	55 A	Pepperdine	1 1						
57 H	Utah St.	0 0	226 H	Montana	2 0						
167 H	Loyola Marymount	1 0	50 H	Utah	0 0						
30 A	Texas Tech	0 1	250 H	Fresno St.	1 0						

Non-Div. I Games:

Cal St. Fullerton

Average RPI Win:	166	WON-LOST RECORD	WINNING PCT. RANK	LAST 10 GAMES	STRENGTH OF SCHEDULE	OPP. STRENGTH OF SCHEDULE	TEAM RPI	ADJ RPI	CONF. RPI	ADJ CONF. RPI	
Average RPI Loss:	171										
DIV. I ONLY	6-2-2	.7	58	6-2-2	120	117	72	.5703	73	5	5
DIV. I NON-CONF.	6-1-1	.8125	30	6-1-1	168	159	67	.57322	69	6	6
<hr/>											
TOTALS	RPI 1-25	RPI 26-50		W-L RECORDS	RPI 51-100		RPI 101-150		RPI 150+		
6-2-2	0-0-1	0-0-0		OVERALL	1-0-0		2-1-0		3-1-1		
3-0-1	0-0-0	0-0-0		HOME	1-0-0		1-0-0		1-0-1		
3-2-1	0-0-1	0-0-0		AWAY	0-0-0		1-1-0		2-1-0		
0-0-0	0-0-0	0-0-0		NEUTRAL	0-0-0		0-0-0		0-0-0		
<hr/>											
6-1-1	0-0-0	0-0-0		NON-CONFERENCE	1-0-0		2-0-0		3-1-1		
3-0-1	0-0-0	0-0-0		HOME	1-0-0		1-0-0		1-0-1		
3-1-0	0-0-0	0-0-		AWAY	0-0-0		1-0-0		2-1-0		
0-0-0	0-0-0	0-0-0		NEUTRAL	0-0-0		0-0-0		0-0-0		
<hr/>											
0-1-1	0-0-1	0-0-0		CONFERENCE	0-0-0		0-1-0		0-0-0		
0-0-0	0-0-0	0-0-0		HOME	0-0-0		0-0-0		0-0-0		
0-1-1	0-0-1	0-0-0		AWAY	0-0-0		0-1-0		0-0-0		
0-0-0	0-0-0	0-0-0		NEUTRAL	0-0-0		0-0-0		0-0-0		
<hr/>											
RPI	S	Opponent	Score	RPI	S	Opponent	Score	RPI	S	Opponent	Score
5	A	Georgetown	1 1					95	H	Colgate	3 2
								121	H	Milwaukee	1 0
								137	A	Loyola Chicago	1 0
								145	A	Providence	0 1
								175	H	Green Bay	0 0
								187	A	Saint Louis	4 0
								196	A	Valparaiso	0 1
								213	A	Ohio	3 1
								240	H	Col. of Charleston	3 1
<hr/>											
LAST 10 GAMES											
137	A	Loyola Chicago	1 0	145	A	Providence	0 1				
95	H	Colgate	3 2	5	A	Georgetown	1 1				
175	H	Green Bay	0 0	213	A	Ohio	3 1				
121	H	Milwaukee	1 0	187	A	Saint Louis	4 0				
240	H	Col. of Charleston	3 1	196	A	Valparaiso	0 1				

Non-Div. I Games:

DePaul

Average RPI Win:	165	WON-LOST RECORD	WINNING PCT. RANK	LAST 10 GAMES	STRENGTH OF SCHEDULE	OPP. STRENGTH OF SCHEDULE	TEAM RPI	ADJ RPI	CONF. RPI	ADJ CONF. RPI		
DIV. I ONLY		4-2-2	.625	98	4-2-2	102	38	74	.56977	74	10	10
DIV. I NON-CONF.		4-1-2	.71429	60	4-1-2	103	28	55	.59036	54	11	11
<hr/>												
TOTALS	RPI 1-25	RPI 26-50		W-L RECORDS		RPI 51-100		RPI 101-150		RPI 150+		
4-2-2	0-0-0	0-1-1		OVERALL		0-1-1		1-0-0		3-0-0		
2-1-1	0-0-0	0-0-1		HOME		0-1-0		1-0-0		1-0-0		
2-1-1	0-0-0	0-1-0		AWAY		0-0-1		0-0-0		2-0-0		
0-0-0	0-0-0	0-0-0		NEUTRAL		0-0-0		0-0-0		0-0-0		
<hr/>												
4-1-2	0-0-0	0-1-1		NON-CONFERENCE		0-0-1		1-0-0		3-0-0		
2-0-1	0-0-0	0-0-1		HOME		0-0-0		1-0-0		1-0-0		
2-1-1	0-0-0	0-0-		AWAY		0-0-1		0-0-0		2-0-0		
0-0-0	0-0-0	0-0-0		NEUTRAL		0-0-0		0-0-0		0-0-0		
<hr/>												
0-1-0	0-0-0	0-0-0		CONFERENCE		0-1-0		0-0-0		0-0-0		
0-1-0	0-0-0	0-0-0		HOME		0-1-0		0-0-0		0-0-0		
0-0-0	0-0-0	0-0-0		AWAY		0-0-0		0-0-0		0-0-0		
0-0-0	0-0-0	0-0-0		NEUTRAL		0-0-0		0-0-0		0-0-0		
<hr/>												
RPI	S	Opponent	Score	RPI	S	Opponent	Score	RPI	S	Opponent	Score	
				26	A	Rutgers	1 5	86	A	Seton Hall	0 0	
				27	H	William & Mary	1 1	88	H	Yale	2 3	
										132	H Army	3 0
										163	A Saint Joseph's	1 0
										173	H Richmond	2 0
										193	A Fordham	3 1
<hr/>												
LAST 10 GAMES												
				27	H	William & Mary	1 1	88	H	Yale	2 3	
				163	A	Saint Joseph's	1 0	193	A	Fordham	3 1	
				26	A	Rutgers	1 5	173	H	Richmond	2 0	
				86	A	Seton Hall	0 0					
				132	H	Army	3 0					

Non-Div. I Games:

Princeton

Average RPI Win:	166	WON-LOST	WINNING	LAST 10	STRENGTH OF	OPP. STRENGTH	TEAM	ADJ	CONF.	ADJ CONF.		
Average RPI Loss:	110	RECORD	PCT. RANK	GAMES	SCHEDULE	OF SCHEDULE	RPI	RPI	RPI	RPI		
DIV. I ONLY		6-4-2	.58333	124	5-3-2	61	115	76	.56882	75	16	16
DIV. I NON-CONF.		5-3-2	.6	111	4-2-2	46	118	64	.58097	64	16	16
<hr/>												
TOTALS	RPI 1-25	RPI 26-50		W-L RECORDS		RPI 51-100		RPI 101-150		RPI 150+		
6-4-2	0-0-0	1-1-1		OVERALL		1-0-1		1-2-0		3-1-0		
1-0-2	0-0-0	0-0-1		HOME		0-0-1		1-0-0		0-0-0		
5-4-0	0-0-0	1-1-0		AWAY		1-0-0		0-2-0		3-1-0		
0-0-0	0-0-0	0-0-0		NEUTRAL		0-0-0		0-0-0		0-0-0		
<hr/>												
5-3-2	0-0-0	1-1-1		NON-CONFERENCE		1-0-1		1-1-0		2-1-0		
1-0-2	0-0-0	0-0-1		HOME		0-0-1		1-0-0		0-0-0		
4-3-0	0-0-0	1-0-		AWAY		1-0-0		0-1-0		2-1-0		
0-0-0	0-0-0	0-0-0		NEUTRAL		0-0-0		0-0-0		0-0-0		
<hr/>												
1-1-0	0-0-0	0-0-0		CONFERENCE		0-0-0		0-1-0		1-0-0		
0-0-0	0-0-0	0-0-0		HOME		0-0-0		0-0-0		0-0-0		
1-1-0	0-0-0	0-0-0		AWAY		0-0-0		0-1-0		1-0-0		
0-0-0	0-0-0	0-0-0		NEUTRAL		0-0-0		0-0-0		0-0-0		
<hr/>												
RPI	S	Opponent	Score	RPI	S	Opponent	Score	RPI	S	Opponent	Score	
				33	H	Washington St.	0 0					
				38	A	Arizona St.	2 0					
				48	A	Baylor	0 2					

Non-Div. I Games:

Boise St.

Average RPI Win: 195		WON-LOST RECORD		WINNING PCT. RANK		LAST 10 GAMES		STRENGTH OF SCHEDULE		OPP. STRENGTH OF SCHEDULE		TEAM RPI		ADJ RPI		CONF. RPI		ADJ CONF. RPI	
DIV. I ONLY		6-3-1		.65 81		2-1-0		98		103		75		.56735 76		5		5	
DIV. I NON-CONF.		6-1-1		.8125 30		2-0-0		188		155		76		.56558 76		6		6	
TOTALS		RPI 1-25		RPI 26-50		W-L RECORDS		RPI 51-100		RPI 101-150		RPI 150+							
6-3-1		0-1-0		0-2-0		OVERALL		1-0-0		1-0-0		4-0-1							
3-0-0		0-0-0		0-0-0		HOME		0-0-0		1-0-0		2-0-0							
2-3-1		0-1-0		0-2-0		AWAY		1-0-0		0-0-0		1-0-1							
1-0-0		0-0-0		0-0-0		NEUTRAL		0-0-0		0-0-0		1-0-0							
6-1-1		0-0-0		0-1-0		NON-CONFERENCE		1-0-0		1-0-0		4-0-1							
3-0-0		0-0-0		0-0-0		HOME		0-0-0		1-0-0		2-0-0							
2-1-1		0-0-0		0-0-		AWAY		1-0-0		0-0-0		1-0-1							
1-0-0		0-0-0		0-0-0		NEUTRAL		0-0-0		0-0-0		1-0-0							
0-2-0		0-1-0		0-1-0		CONFERENCE		0-0-0		0-0-0		0-0-0							
0-0-0		0-0-0		0-0-0		HOME		0-0-0		0-0-0		0-0-0							
0-2-0		0-1-0		0-1-0		AWAY		0-0-0		0-0-0		0-0-0							
0-0-0		0-0-0		0-0-0		NEUTRAL		0-0-0		0-0-0		0-0-0							
RPI	S	Opponent		Score		RPI	S	Opponent		Score		RPI	S	Opponent		Score			
5	A	Georgetown		1 7		40	A	St. John's (NY)		0 2		90	A	Purdue		4 3			
						43	A	Indiana		0 3									

Non-Div. I Games: Northwestern Ohio 2 0

Xavier

Average RPI Win:		212	WON-LOST RECORD		WINNING PCT. RANK		LAST 10 GAMES		STRENGTH OF SCHEDULE		OPP. STRENGTH OF SCHEDULE		TEAM RPI		ADJ RPI		CONF. RPI		ADJ CONF. RPI				
Average RPI Loss:		63																					
DIV. I ONLY			5-4-1		.55 129		5-4-1		54		117		78		.56306 78		15		15				
DIV. I NON-CONF.			4-4-1		.5 146		4-4-1		32		93		77		.56451 78		15		15				
TOTALS		RPI 1-25		RPI 26-50		W-L RECORDS		RPI 51-100		RPI 101-150		RPI 150+											
5-4-1		0-3-0		0-0-0		OVERALL		0-0-1		0-0-0		5-1-0											
2-0-1		0-0-0		0-0-0		HOME		0-0-1		0-0-0		2-0-0											
1-3-0		0-2-0		0-0-0		AWAY		0-0-0		0-0-0		1-1-0											
2-1-0		0-1-0		0-0-0		NEUTRAL		0-0-0		0-0-0		2-0-0											
4-4-1		0-3-0		0-0-0		NON-CONFERENCE		0-0-1		0-0-0		4-1-0											
2-0-1		0-0-0		0-0-0		HOME		0-0-1		0-0-0		2-0-0											
0-3-0		0-2-0		0-0-		AWAY		0-0-0		0-0-0		0-1-0											
2-1-0		0-1-0		0-0-0		NEUTRAL		0-0-0		0-0-0		2-0-0											
1-0-0		0-0-0		0-0-0		CONFERENCE		0-0-0		0-0-0		1-0-0											
0-0-0		0-0-0		0-0-0		HOME		0-0-0		0-0-0		0-0-0											
1-0-0		0-0-0		0-0-0		AWAY		0-0-0		0-0-0		1-0-0											
0-0-0		0-0-0		0-0-0		NEUTRAL		0-0-0		0-0-0		0-0-0											
RPI	S	Opponent		Score		RPI	S	Opponent		Score		RPI	S	Opponent		Score							
1	A	Virginia		2	4							97	H	Elon		1	1	166	H	Maine		2	0
4	N	North Carolina		0	4													177	N	Coastal Caro.		2	1
5	A	Georgetown		0	4													189	N	Saint Francis (PA)		2	1
																		235	A	George Mason		5	1
																		240	A	Col. of Charleston		1	2
																		294	H	Campbell		4	0

Average RPI Win: 206		WON-LOST	WINNING	LAST 10	STRENGTH OF	OPP. STRENGTH	TEAM	ADJ	CONF.	ADJ CONF.							
Average RPI Loss: 77		RECORD	PCT. RANK	GAMES	SCHEDULE	OF SCHEDULE	RPI	RPI	RPI	RPI							
DIV. I ONLY		6-3-1	.65	81	6-3-1	95	145	79	.56274	79	24	24					
DIV. I NON-CONF.		5-3-1	.61111	104	5-3-1	71	131	80	.56382	81	24	25					
<hr/>																	
TOTALS		RPI 1-25		RPI 26-50		W-L RECORDS		RPI 51-100		RPI 101-150		RPI 150+					
6-3-1		0-1-0		0-0-0		OVERALL		0-1-1		1-1-0		5-0-0					
5-0-0		0-0-0		0-0-0		HOME		0-0-0		1-0-0		4-0-0					
1-2-1		0-1-0		0-0-0		AWAY		0-1-1		0-0-0		1-0-0					
0-1-0		0-0-0		0-0-0		NEUTRAL		0-0-0		0-1-0		0-0-0					
5-3-1		0-1-0		0-0-0		NON-CONFERENCE		0-1-1		1-1-0		4-0-0					
5-0-0		0-0-0		0-0-0		HOME		0-0-0		1-0-0		4-0-0					
0-2-1		0-1-0		0-0-		AWAY		0-1-1		0-0-0		0-0-0					
0-1-0		0-0-0		0-0-0		NEUTRAL		0-0-0		0-1-0		0-0-0					
1-0-0		0-0-0		0-0-0		CONFERENCE		0-0-0		0-0-0		1-0-0					
0-0-0		0-0-0		0-0-0		HOME		0-0-0		0-0-0		0-0-0					
1-0-0		0-0-0		0-0-0		AWAY		0-0-0		0-0-0		1-0-0					
0-0-0		0-0-0		0-0-0		NEUTRAL		0-0-0		0-0-0		0-0-0					
RPI	S	Opponent		Score		RPI	S	Opponent		Score		RPI	S	Opponent		Score	
19	A	Colorado		0 4								86	A	Seton Hall		2 2	
												88	A	Yale		0 1	
												125	N	Northern Colo.		0 1	
												140	H	Fairfield		2 0	
												161	H	Wagner		2 1	
												192	H	Fairleigh Dickinson		6 0	
												243	H	Siena		3 1	
												246	H	NJIT		2 1	
												251	A	Vermont		2 1	
								LAST 10 GAMES									
						243	H	Siena		3 1		251	A	Vermont		2 1	
						88	A	Yale		0 1		125	N	Northern Colo.		0 1	
						246	H	NJIT		2 1		19	A	Colorado		0 4	
						140	H	Fairfield		2 0		161	H	Wagner		2 1	
						192	H	Fairleigh Dickinson		6 0		86	A	Seton Hall		2 2	

Non-Div. I Games:

Stony Brook

Average RPI Win:	185												
Average RPI Loss:	44	WON-LOST RECORD	WINNING PCT. RANK	LAST 10 GAMES		STRENGTH OF SCHEDULE	OPP. STRENGTH OF SCHEDULE	TEAM RPI	ADJ RPI	CONF. RPI	ADJ CONF. RPI		
DIV. I ONLY		6-3-2	.63636	92	5-3-2	115	84	80	.56081	80	4	4	
DIV. I NON-CONF.		4-3-1	.5625	131	3-3-1	77	101	88	.55301	90	4	4	
TOTALS	RPI 1-25			RPI 26-50	W-L RECORDS		RPI 51-100			RPI 101-150		RPI 150+	
6-3-2	0-0-0			0-2-1	OVERALL		1-1-0			1-0-1		4-0-0	
3-1-2	0-0-0			0-1-1	HOME		0-0-0			0-0-1		3-0-0	
2-2-0	0-0-0			0-1-0	AWAY		0-1-0			1-0-0		1-0-0	
1-0-0	0-0-0			0-0-0	NEUTRAL		1-0-0			0-0-0		0-0-0	
4-3-1	0-0-0			0-2-0	NON-CONFERENCE		1-1-0			0-0-1		3-0-0	
2-1-1	0-0-0			0-1-0	HOME		0-0-0			0-0-1		2-0-0	
1-2-0	0-0-0			0-0-	AWAY		0-1-0			0-0-0		1-0-0	
1-0-0	0-0-0			0-0-0	NEUTRAL		1-0-0			0-0-0		0-0-0	
2-0-1	0-0-0			0-0-1	CONFERENCE		0-0-0			1-0-0		1-0-0	
1-0-1	0-0-0			0-0-1	HOME		0-0-0			0-0-0		1-0-0	
1-0-0	0-0-0			0-0-0	AWAY		0-0-0			1-0-0		0-0-0	
0-0-0	0-0-0			0-0-0	NEUTRAL		0-0-0			0-0-0		0-0-0	
RPI S Opponent Score				RPI S Opponent Score			RPI S Opponent Score			RPI S Opponent Score			
				28 A Minnesota 1 2			68 A Stephen F. Austin 0 4			120 H TCU 0 0			
				35 H BYU 2 4			99 N Southern California 1 0			134 A Vanderbilt 2 1			
				49 H Tennessee 1 1						170 A Rice 1 0			
										200 H Mississippi St. 3 2			
										247 H Louisiana Tech 1 0			
										261 H La.-Monroe 6 0			
				LAST 10 GAMES									
				68 A Stephen F. Austin 0 4			200 H Mississippi St. 3 2						
				99 N Southern California 1 0			49 H Tennessee 1 1						
				28 A Minnesota 1 2			134 A Vanderbilt 2 1						
				35 H BYU 2 4			170 A Rice 1 0						
				120 H TCU 0 0			261 H La.-Monroe 6 0						

Non-Div. I Games:

LSU

Average RPI Win: 217		WON-LOST RECORD		WINNING PCT. RANK		LAST 10 GAMES		STRENGTH OF SCHEDULE		OPP. STRENGTH OF SCHEDULE		TEAM RPI		ADJ RPI		CONF. RPI		ADJ CONF. RPI					
DIV. I ONLY		4-6-1		.40909 206		4-6-0		16		104		82		.55852 81		4		4					
DIV. I NON-CONF.		4-3-1		.5625 131		4-3-0		44		161		79		.56461 77		4		4					
TOTALS		RPI 1-25		RPI 26-50		W-L RECORDS		RPI 51-100		RPI 101-150		RPI 150+											
4-6-1		0-3-0		0-2-0		OVERALL		0-1-1		1-0-0		3-0-0											
4-2-1		0-1-0		0-1-0		HOME		0-0-1		1-0-0		3-0-0											
0-4-0		0-2-0		0-1-0		AWAY		0-1-0		0-0-0		0-0-0											
0-0-0		0-0-0		0-0-0		NEUTRAL		0-0-0		0-0-0		0-0-0											
4-3-1		0-1-0		0-1-0		NON-CONFERENCE		0-1-1		1-0-0		3-0-0											
4-1-1		0-0-0		0-1-0		HOME		0-0-1		1-0-0		3-0-0											
0-2-0		0-1-0		0-0-		AWAY		0-1-0		0-0-0		0-0-0											
0-0-0		0-0-0		0-0-0		NEUTRAL		0-0-0		0-0-0		0-0-0											
0-3-0		0-2-0		0-1-0		CONFERENCE		0-0-0		0-0-0		0-0-0											
0-1-0		0-1-0		0-0-0		HOME		0-0-0		0-0-0		0-0-0											
0-2-0		0-1-0		0-1-0		AWAY		0-0-0		0-0-0		0-0-0											
0-0-0		0-0-0		0-0-0		NEUTRAL		0-0-0		0-0-0		0-0-0											
RPI	S	Opponent		Score		RPI	S	Opponent		Score		RPI	S	Opponent		Score							
6	A	Florida St.		1	4	36	H	Long Beach St.		1	2	51	H	Clemson		0	0	149	H	Southern Miss.		6	0
9	A	South Carolina		1	2	41	A	Ole Miss		0	7	82	A	Samford		0	1	186	H	Mercer		2	0
24	H	Kentucky		0	1													240	H	Col. of Charleston		3	0
																		292	H	Troy		3	0

Average RPI Win: 153		WON-LOST RECORD	WINNING PCT. RANK		LAST 10 GAMES	STRENGTH OF SCHEDULE	OPP. STRENGTH OF SCHEDULE	TEAM RPI	ADJ RPI		CONF. RPI	ADJ CONF. RPI			
Average RPI Loss: 63															
DIV. I ONLY		7-2-1	.75	38	7-2-1	204	72	87	.55836	82	13	13			
DIV. I NON-CONF.		6-2-0	.75	51	6-2-0	147	56	65	.57688	65	13	13			
<hr/>															
TOTALS		RPI 1-25		RPI 26-50		W-L RECORDS		RPI 51-100		RPI 101-150		RPI 150+			
7-2-1		0-0-0		1-0-0		OVERALL		1-2-0		2-0-0		3-0-1			
5-0-1		0-0-0		1-0-0		HOME		1-0-0		1-0-0		2-0-1			
2-2-0		0-0-0		0-0-0		AWAY		0-2-0		1-0-0		1-0-0			
0-0-0		0-0-0		0-0-0		NEUTRAL		0-0-0		0-0-0		0-0-0			
<hr/>															
6-2-0		0-0-0		1-0-0		NON-CONFERENCE		1-2-0		2-0-0		2-0-0			
4-0-0		0-0-0		1-0-0		HOME		1-0-0		1-0-0		1-0-0			
2-2-0		0-0-0		0-0-		AWAY		0-2-0		1-0-0		1-0-0			
0-0-0		0-0-0		0-0-0		NEUTRAL		0-0-0		0-0-0		0-0-0			
<hr/>															
1-0-1		0-0-0		0-0-0		CONFERENCE		0-0-0		0-0-0		1-0-1			
1-0-1		0-0-0		0-0-0		HOME		0-0-0		0-0-0		1-0-1			
0-0-0		0-0-0		0-0-0		AWAY		0-0-0		0-0-0		0-0-0			
0-0-0		0-0-0		0-0-0		NEUTRAL		0-0-0		0-0-0		0-0-0			
<hr/>															
RPI	S	Opponent	Score	RPI	S	Opponent	Score	RPI	S	Opponent	Score	RPI	S	Opponent	Score
				49	H	Tennessee	1 0	60	A	Texas	0 2	134	H	Vanderbilt	3 2
								65	A	Memphis	0 2	143	A	Kennesaw St.	3 0
								81	H	Auburn	1 0	182	H	Davidson	3 0
												234	H	Ga. Southern	0 0
												236	A	UTSA	2 0
												248	H	Georgia St.	4 2
<hr/>															
LAST 10 GAMES															
				134	H	Vanderbilt	3 2	182	H	Davidson	3 0				
				236	A	UTSA	2 0	234	H	Ga. Southern	0 0				
				60	A	Texas	0 2	248	H	Georgia St.	4 2				
				81	H	Auburn	1 0	143	A	Kennesaw St.	3 0				
				49	H	Tennessee	1 0	65	A	Memphis	0 2				

Non-Div. I Games:

Samford

SMU				Through Games Of Sept. 29, 2013																	
Average RPI Win:		218	WON-LOST RECORD		WINNING PCT. RANK		LAST 10 GAMES		STRENGTH OF SCHEDULE		OPP. STRENGTH OF SCHEDULE		TEAM RPI		ADJ RPI		CONF. RPI		ADJ CONF. RPI		
DIV. I ONLY			6-4-0		.6 104		6-4-0		83		121		83		.55829 83		7 7				
DIV. I NON-CONF.			5-3-0		.625 95		5-3-0		108		122		87		.5537 89		7 7				
TOTALS		RPI 1-25		RPI 26-50		W-L RECORDS		RPI 51-100		RPI 101-150		RPI 150+									
6-4-0		0-2-0		0-2-0		OVERALL		0-0-0		1-0-0		5-0-0									
4-1-0		0-0-0		0-1-0		HOME		0-0-0		1-0-0		3-0-0									
2-3-0		0-2-0		0-1-0		AWAY		0-0-0		0-0-0		2-0-0									
0-0-0		0-0-0		0-0-0		NEUTRAL		0-0-0		0-0-0		0-0-0									
5-3-0		0-2-0		0-1-0		NON-CONFERENCE		0-0-0		1-0-0		4-0-0									
4-1-0		0-0-0		0-1-0		HOME		0-0-0		1-0-0		3-0-0									
1-2-0		0-2-0		0-0-		AWAY		0-0-0		0-0-0		1-0-0									
0-0-0		0-0-0		0-0-0		NEUTRAL		0-0-0		0-0-0		0-0-0									
1-1-0		0-0-0		0-1-0		CONFERENCE		0-0-0		0-0-0		1-0-0									
0-0-0		0-0-0		0-0-0		HOME		0-0-0		0-0-0		0-0-0									
1-1-0		0-0-0		0-1-0		AWAY		0-0-0		0-0-0		1-0-0									
0-0-0		0-0-0		0-0-0		NEUTRAL		0-0-0		0-0-0		0-0-0									
RPI	S	Opponent		Score		RPI	S	Opponent		Score		RPI	S	Opponent		Score					
9	A	South Carolina		0	2	31	A	Connecticut		1	2	120	H	TCU		2	0				
21	A	Arkansas		2	3	48	H	Baylor		0	2	180	A	Temple		1	0				
												182 A Davidson						3	0		
												258 H Sam Houston St.						4	0		
												261 H La.-Monroe						6	1		
												306 H Colorado St.						4	0		
LAST 10 GAMES																					
9 A South Carolina						0	2	180 A Temple						1	0						
182 A Davidson						3	0	31 A Connecticut						1	2						
48 H Baylor						0	2	258 H Sam Houston St.						4	0						
306 H Colorado St.						4	0	120 H TCU						2	0						
21 A Arkansas						2	3	261 H La.-Monroe						6	1						

Non-Div. I Games:

SMU

Average RPI Win: 216		WON-LOST RECORD	WINNING PCT. RANK		LAST 10 GAMES	STRENGTH OF SCHEDULE	OPP. STRENGTH OF SCHEDULE	TEAM RPI	ADJ RPI		CONF. RPI	ADJ CONF. RPI
Average RPI Loss: 71												
DIV. I ONLY		6-3-1	.65	81	6-3-1	76	262	84	.55821	84	12	12
DIV. I NON-CONF.		5-2-1	.6875	67	5-2-1	37	280	57	.5874	60	12	12
<hr/>												
TOTALS		RPI 1-25		RPI 26-50		W-L RECORDS		RPI 51-100		RPI 101-150		RPI 150+
6-3-1		0-0-0		0-0-0		OVERALL		0-2-0		1-1-0		5-0-1
4-2-1		0-0-0		0-0-0		HOME		0-1-0		0-1-0		4-0-1
2-1-0		0-0-0		0-0-0		AWAY		0-1-0		1-0-0		1-0-0
0-0-0		0-0-0		0-0-0		NEUTRAL		0-0-0		0-0-0		0-0-0
5-2-1		0-0-0		0-0-0		NON-CONFERENCE		0-2-0		1-0-0		4-0-1
3-1-1		0-0-0		0-0-0		HOME		0-1-0		0-0-0		3-0-1
2-1-0		0-0-0		0-0-		AWAY		0-1-0		1-0-0		1-0-0
0-0-0		0-0-0		0-0-0		NEUTRAL		0-0-0		0-0-0		0-0-0
1-1-0		0-0-0		0-0-0		CONFERENCE		0-0-0		0-1-0		1-0-0
1-1-0		0-0-0		0-0-0		HOME		0-0-0		0-1-0		1-0-0
0-0-0		0-0-0		0-0-0		AWAY		0-0-0		0-0-0		0-0-0
0-0-0		0-0-0		0-0-0		NEUTRAL		0-0-0		0-0-0		0-0-0
RPI	S	Opponent	Score	RPI	S	Opponent	Score	RPI	S	Opponent	Score	
						52 H James Madison	1 2			109 H UAB	0 1	
						53 A La Salle	1 2			115 A Liberty	1 0	
										180 A Temple	1 0	
										205 H Akron	1 1	
										207 H Miami (OH)	1 0	
										221 H Kent St.	3 0	
										280 H Old Dominion	1 0	
										294 H Campbell	3 0	
<hr/>												
LAST 10 GAMES												
						53 A La Salle	1 2			109 H UAB	0 1	
						180 A Temple	1 0			280 H Old Dominion	1 0	
						205 H Akron	1 1			207 H Miami (OH)	1 0	
						52 H James Madison	1 2			115 A Liberty	1 0	
						221 H Kent St.	3 0			294 H Campbell	3 0	

Non-Div. I Games:

Marshall

Average RPI Win:	225	WON-LOST RECORD	WINNING PCT. RANK	LAST 10 GAMES	STRENGTH OF SCHEDULE	OPP. STRENGTH OF SCHEDULE	TEAM RPI	ADJ RPI	CONF. RPI	ADJ CONF. RPI	
Average RPI Loss:	42										
DIV. I ONLY	6-2-2	.7	58	6-2-2	140	172	89	.55818	85	21	21
DIV. I NON-CONF.	4-2-2	.625	95	4-2-2	85	153	84	.56326	83	20	20
<hr/>											
TOTALS	RPI 1-25	RPI 26-50		W-L RECORDS	RPI 51-100		RPI 101-150		RPI 150+		
6-2-2	0-0-0	0-2-0		OVERALL	1-0-1		0-0-0		5-0-1		
3-0-1	0-0-0	0-0-0		HOME	0-0-0		0-0-0		3-0-1		
3-1-1	0-0-0	0-1-0		AWAY	1-0-1		0-0-0		2-0-0		
0-1-0	0-0-0	0-1-0		NEUTRAL	0-0-0		0-0-0		0-0-0		
<hr/>											
4-2-2	0-0-0	0-2-0		NON-CONFERENCE	1-0-1		0-0-0		3-0-1		
1-0-1	0-0-0	0-0-0		HOME	0-0-0		0-0-0		1-0-1		
3-1-1	0-0-0	0-0-		AWAY	1-0-1		0-0-0		2-0-0		
0-1-0	0-0-0	0-1-0		NEUTRAL	0-0-0		0-0-0		0-0-0		
<hr/>											
2-0-0	0-0-0	0-0-0		CONFERENCE	0-0-0		0-0-0		2-0-0		
2-0-0	0-0-0	0-0-0		HOME	0-0-0		0-0-0		2-0-0		
0-0-0	0-0-0	0-0-0		AWAY	0-0-0		0-0-0		0-0-0		
0-0-0	0-0-0	0-0-0		NEUTRAL	0-0-0		0-0-0		0-0-0		
<hr/>											
RPI S	Opponent	Score	RPI S	Opponent	Score	RPI S	Opponent	Score	RPI S	Opponent	Score
			33 N	Washington St.	0 1	57 A	Utah St.	1 0	172 H	UC Santa Barbara	1 1
			50 A	Utah	0 4	75 A	Boise St.	0 0	226 H	Montana	2 0
									239 A	Wyoming	3 2
									244 A	Utah Valley	2 1
									290 H	Idaho	3 0
									291 H	Eastern Wash.	3 0
<hr/>											
			LAST 10 GAMES								
			239 A	Wyoming	3 2	291 H	Eastern Wash.	3 0			
			33 N	Washington St.	0 1	226 H	Montana	2 0			
			75 A	Boise St.	0 0	57 A	Utah St.	1 0			
			244 A	Utah Valley	2 1	50 A	Utah	0 4			
			172 H	UC Santa Barbara	1 1	290 H	Idaho	3 0			

Non-Div. I Games:

Weber St.

Average RPI Win:	155	WON-LOST RECORD	WINNING PCT. RANK	LAST 10 GAMES		STRENGTH OF SCHEDULE	OPP. STRENGTH OF SCHEDULE	TEAM RPI	ADJ RPI	CONF. RPI	ADJ CONF. RPI
DIV. I ONLY		4-5-2	.45455 174	4-5-1		25	99	81	.55811 86	5	5
DIV. I NON-CONF.		2-5-2	.33333 243	2-5-1		23	76	119	.52886 121	6	6
TOTALS	RPI 1-25		RPI 26-50	W-L RECORDS		RPI 51-100		RPI 101-150		RPI 150+	
4-5-2	0-1-0		0-1-0	OVERALL		0-2-2		3-0-0		1-1-0	
4-0-2	0-0-0		0-0-0	HOME		0-0-2		3-0-0		1-0-0	
0-4-0	0-1-0		0-0-0	AWAY		0-2-0		0-0-0		0-1-0	
0-1-0	0-0-0		0-1-0	NEUTRAL		0-0-0		0-0-0		0-0-0	
2-5-2	0-1-0		0-1-0	NON-CONFERENCE		0-2-2		1-0-0		1-1-0	
2-0-2	0-0-0		0-0-0	HOME		0-0-2		1-0-0		1-0-0	
0-4-0	0-1-0		0-0-	AWAY		0-2-0		0-0-0		0-1-0	
0-1-0	0-0-0		0-1-0	NEUTRAL		0-0-0		0-0-0		0-0-0	
2-0-0	0-0-0		0-0-0	CONFERENCE		0-0-0		2-0-0		0-0-0	
2-0-0	0-0-0		0-0-0	HOME		0-0-0		2-0-0		0-0-0	
0-0-0	0-0-0		0-0-0	AWAY		0-0-0		0-0-0		0-0-0	
0-0-0	0-0-0		0-0-0	NEUTRAL		0-0-0		0-0-0		0-0-0	
RPI S Opponent Score	RPI S Opponent Score	RPI S Opponent Score	RPI S Opponent Score	RPI S Opponent Score	RPI S Opponent Score	RPI S Opponent Score	RPI S Opponent Score	RPI S Opponent Score	RPI S Opponent Score	RPI S Opponent Score	RPI S Opponent Score
1 A Virginia 0 3	27 N William & Mary 0 1	58 A Monmouth 2 3	62 A Delaware 1 2	74 H Princeton 0 0	79 H Stony Brook 2 2	111 H Butler 3 1	132 H Army 2 0	145 H Providence 1 0	232 H Marist 2 1	263 A LIU Brooklyn 0 1	
LAST 10 GAMES											
74 H Princeton 0 0	111 H Butler 3 1	1 A Virginia 0 3	145 H Providence 1 0	27 N William & Mary 0 1	232 H Marist 2 1	58 A Monmouth 2 3	62 A Delaware 1 2	132 H Army 2 0	263 A LIU Brooklyn 0 1		

Non-Div. I Games:

Seton Hall

Average RPI Win:		149	WON-LOST RECORD		WINNING PCT. RANK		LAST 10 GAMES		STRENGTH OF SCHEDULE		OPP. STRENGTH OF SCHEDULE		TEAM RPI		ADJ RPI		CONF. RPI		ADJ CONF. RPI	
DIV. I ONLY			4-5-1		.45 187		4-5-1		39		46		85		.55803 87		2		2	
DIV. I NON-CONF.			4-5-0		.44444 191		4-5-0		17		41		66		.57452 67		2		2	
TOTALS		RPI 1-25		RPI 26-50		W-L RECORDS		RPI 51-100		RPI 101-150		RPI 150+								
4-5-1		0-3-0		0-1-0		OVERALL		1-1-0		1-0-1		2-0-0								
2-3-0		0-1-0		0-1-0		HOME		0-1-0		1-0-0		1-0-0								
0-0-1		0-0-0		0-0-0		AWAY		0-0-0		0-0-1		0-0-0								
2-2-0		0-2-0		0-0-0		NEUTRAL		1-0-0		0-0-0		1-0-0								
4-5-0		0-3-0		0-1-0		NON-CONFERENCE		1-1-0		1-0-0		2-0-0								
2-3-0		0-1-0		0-1-0		HOME		0-1-0		1-0-0		1-0-0								
0-0-0		0-0-0		0-0-		AWAY		0-0-0		0-0-0		0-0-0								
2-2-0		0-2-0		0-0-0		NEUTRAL		1-0-0		0-0-0		1-0-0								
0-0-1		0-0-0		0-0-0		CONFERENCE		0-0-0		0-0-1		0-0-0								
0-0-0		0-0-0		0-0-0		HOME		0-0-0		0-0-0		0-0-0								
0-0-1		0-0-0		0-0-0		AWAY		0-0-0		0-0-1		0-0-0								
0-0-0		0-0-0		0-0-0		NEUTRAL		0-0-0		0-0-0		0-0-0								
RPI	S	Opponent		Score		RPI	S	Opponent		Score		RPI	S	Opponent		Score				
8	N	Wake Forest		0	1	48	H	Baylor		0	1	75	H	Boise St.		0	1			
14	N	UCF		0	3							96	N	UNC Greensboro		1	0			
16	H	Portland		0	3									105 H Seattle		5	0			
														141 A Oregon St.		1	1			
														154 N Central Mich.		2	0			
														241 H Gonzaga		1	0			
LAST 10 GAMES																				
154	N	Central Mich.		2	0	16	H	Portland		0	3									
8	N	Wake Forest		0	1	141	A	Oregon St.		1	1									
75	H	Boise St.		0	1	241	H	Gonzaga		1	0									
48	H	Baylor		0	1	105	H	Seattle		5	0									
96	N	UNC Greensboro		1	0	14	N	UCF		0	3									

Non-Div. I Games:

Washington

Average RPI Win: 168		WON-LOST RECORD	WINNING PCT. RANK		LAST 10 GAMES	STRENGTH OF SCHEDULE	OPP. STRENGTH OF SCHEDULE	TEAM RPI	ADJ RPI		CONF. RPI	ADJ CONF. RPI					
Average RPI Loss: 132																	
DIV. I ONLY		5-3-0	.625	98	5-3-0	86	170	86	.5572	88	10	10					
DIV. I NON-CONF.		4-3-0	.57143	127	4-3-0	112	191	114	.5307	116	11	11					
<hr/>																	
TOTALS		RPI 1-25		RPI 26-50		W-L RECORDS		RPI 51-100		RPI 101-150		RPI 150+					
5-3-0		0-1-0		0-0-0		OVERALL		2-0-0		0-1-0		3-1-0					
2-1-0		0-0-0		0-0-0		HOME		1-0-0		0-0-0		1-1-0					
3-2-0		0-1-0		0-0-0		AWAY		1-0-0		0-1-0		2-0-0					
0-0-0		0-0-0		0-0-0		NEUTRAL		0-0-0		0-0-0		0-0-0					
4-3-0		0-1-0		0-0-0		NON-CONFERENCE		1-0-0		0-1-0		3-1-0					
2-1-0		0-0-0		0-0-0		HOME		1-0-0		0-0-0		1-1-0					
2-2-0		0-1-0		0-0-		AWAY		0-0-0		0-1-0		2-0-0					
0-0-0		0-0-0		0-0-0		NEUTRAL		0-0-0		0-0-0		0-0-0					
1-0-0		0-0-0		0-0-0		CONFERENCE		1-0-0		0-0-0		0-0-0					
0-0-0		0-0-0		0-0-0		HOME		0-0-0		0-0-0		0-0-0					
1-0-0		0-0-0		0-0-0		AWAY		1-0-0		0-0-0		0-0-0					
0-0-0		0-0-0		0-0-0		NEUTRAL		0-0-0		0-0-0		0-0-0					
RPI	S	Opponent		Score		RPI	S	Opponent		Score		RPI	S	Opponent		Score	
5	A	Georgetown		0 8								74	A	Princeton		3 2	
												79	H	Stony Brook		1 0	
												140	A	Fairfield		0 1	
												171	H	Hartford		2 0	
												195	A	Towson		4 3	
												252	H	Sacred Heart		1 2	
												323	A	UMass Lowell		3 1	

Non-Div. I Games:

Yale

Average RPI Win: 200		WON-LOST	WINNING		LAST 10	STRENGTH OF		OPP. STRENGTH	TEAM	ADJ	CONF.	ADJ CONF.			
Average RPI Loss: 92		RECORD	PCT. RANK		GAMES	SCHEDULE		OF SCHEDULE	RPI	RPI	RPI	RPI			
DIV. I ONLY		6-2-0	.75	38	6-2-0	182		134	88	.55583	89	19	19		
DIV. I NON-CONF.		3-2-0	.6	111	3-2-0	150		115	116	.53031	117	22	22		
TOTALS		RPI 1-25		RPI 26-50		W-L RECORDS		RPI 51-100		RPI 101-150		RPI 150+			
6-2-0		0-0-0		0-0-0		OVERALL		1-2-0		0-0-0		5-0-0			
3-1-0		0-0-0		0-0-0		HOME		0-1-0		0-0-0		3-0-0			
3-1-0		0-0-0		0-0-0		AWAY		1-1-0		0-0-0		2-0-0			
0-0-0		0-0-0		0-0-0		NEUTRAL		0-0-0		0-0-0		0-0-0			
3-2-0		0-0-0		0-0-0		NON-CONFERENCE		0-2-0		0-0-0		3-0-0			
2-1-0		0-0-0		0-0-0		HOME		0-1-0		0-0-0		2-0-0			
1-1-0		0-0-0		0-0-		AWAY		0-1-0		0-0-0		1-0-0			
0-0-0		0-0-0		0-0-0		NEUTRAL		0-0-0		0-0-0		0-0-0			
3-0-0		0-0-0		0-0-0		CONFERENCE		1-0-0		0-0-0		2-0-0			
1-0-0		0-0-0		0-0-0		HOME		0-0-0		0-0-0		1-0-0			
2-0-0		0-0-0		0-0-0		AWAY		1-0-0		0-0-0		1-0-0			
0-0-0		0-0-0		0-0-0		NEUTRAL		0-0-0		0-0-0		0-0-0			
RPI	S	Opponent	Score	RPI	S	Opponent	Score	RPI	S	Opponent	Score	RPI	S	Opponent	Score
								68	A	Stephen F. Austin	2 1	178	H	Arkansas St.	3 2
								91	H	Tulsa	0 2	184	H	UMKC	3 2
								93	A	Oklahoma	0 1	216	A	Missouri St.	2 1
												269	A	Lamar	3 0
												287	H	A&M-Corpus Christi	2 1
LAST 10 GAMES															
						287	H	A&M-Corpus Christi	2 1	269	A	Lamar	3 0		
						184	H	UMKC	3 2	68	A	Stephen F. Austin	2 1		
						216	A	Missouri St.	2 1	178	H	Arkansas St.	3 2		
								93	A	Oklahoma	0 1				
								91	H	Tulsa	0 2				

Non-Div. I Games: Southwestern Okla. 6 1 Rogers St. 8 0

Oral Roberts

Average RPI Win: 201		WON-LOST RECORD	WINNING PCT. RANK		LAST 10 GAMES	STRENGTH OF SCHEDULE	OPP. STRENGTH OF SCHEDULE	TEAM RPI	ADJ RPI	CONF. RPI	ADJ CONF. RPI						
Average RPI Loss: 56																	
DIV. I ONLY		6-4-1	.59091	117	5-4-1	89	112	90	.55566	90	3	3					
DIV. I NON-CONF.		5-2-1	.6875	67	4-2-1	209	184	125	.52491	125	3	3					
<hr/>																	
TOTALS		RPI 1-25		RPI 26-50		W-L RECORDS		RPI 51-100		RPI 101-150		RPI 150+					
6-4-1		0-1-0		1-1-0		OVERALL		0-1-0		0-1-1		5-0-0					
4-2-1		0-0-0		0-1-0		HOME		0-1-0		0-0-1		4-0-0					
2-2-0		0-1-0		1-0-0		AWAY		0-0-0		0-1-0		1-0-0					
0-0-0		0-0-0		0-0-0		NEUTRAL		0-0-0		0-0-0		0-0-0					
5-2-1		0-0-0		0-0-0		NON-CONFERENCE		0-1-0		0-1-1		5-0-0					
4-1-1		0-0-0		0-0-0		HOME		0-1-0		0-0-1		4-0-0					
1-1-0		0-0-0		0-0-		AWAY		0-0-0		0-1-0		1-0-0					
0-0-0		0-0-0		0-0-0		NEUTRAL		0-0-0		0-0-0		0-0-0					
1-2-0		0-1-0		1-1-0		CONFERENCE		0-0-0		0-0-0		0-0-0					
0-1-0		0-0-0		0-1-0		HOME		0-0-0		0-0-0		0-0-0					
1-1-0		0-1-0		1-0-0		AWAY		0-0-0		0-0-0		0-0-0					
0-0-0		0-0-0		0-0-0		NEUTRAL		0-0-0		0-0-0		0-0-0					
RPI	S	Opponent		Score		RPI	S	Opponent		Score		RPI	S	Opponent		Score	
3	A	Penn St.		1 6		37	H	Wisconsin		1 3		76	H	Xavier		3 4	
						47	A	Ohio St.									

Non-Div. I Games:

Purdue

Average RPI Win: 217		WON-LOST RECORD		WINNING PCT. RANK		LAST 10 GAMES		STRENGTH OF SCHEDULE		OPP. STRENGTH OF SCHEDULE		TEAM RPI		ADJ RPI		CONF. RPI		ADJ CONF. RPI	
DIV. I ONLY		7-3-1		.68182 65		6-3-1		127		177		91		.55538 91		12		12	
DIV. I NON-CONF.		6-3-0		.66667 80		5-3-0		89		139		73		.57039 74		12		12	
TOTALS		RPI 1-25		RPI 26-50		W-L RECORDS		RPI 51-100		RPI 101-150		RPI 150+							
7-3-1		0-2-0		0-0-0		OVERALL		1-0-0		0-1-0		6-0-1							
4-1-1		0-1-0		0-0-0		HOME		0-0-0		0-0-0		4-0-1							
3-2-0		0-1-0		0-0-0		AWAY		1-0-0		0-1-0		2-0-0							
0-0-0		0-0-0		0-0-0		NEUTRAL		0-0-0		0-0-0		0-0-0							
6-3-0		0-2-0		0-0-0		NON-CONFERENCE		1-0-0		0-1-0		5-0-0							
3-1-0		0-1-0		0-0-0		HOME		0-0-0		0-0-0		3-0-0							
3-2-0		0-1-0		0-0-		AWAY		1-0-0		0-1-0		2-0-0							
0-0-0		0-0-0		0-0-0		NEUTRAL		0-0-0		0-0-0		0-0-0							
1-0-1		0-0-0		0-0-0		CONFERENCE		0-0-0		0-0-0		1-0-1							
1-0-1		0-0-0		0-0-0		HOME		0-0-0		0-0-0		1-0-1							
0-0-0		0-0-0		0-0-0		AWAY		0-0-0		0-0-0		0-0-0							
0-0-0		0-0-0		0-0-0		NEUTRAL		0-0-0		0-0-0		0-0-0							
RPI S	Opponent		Score		RPI S	Opponent		Score		RPI S	Opponent		Score		RPI S	Opponent		Score	
3 H	Penn St.		2	3						89 A	Oral Roberts		2 0		126 A	Cal St. Northridge		0 1	
21 A	Arkansas		0	1											178 H	Arkansas St.		4 0	
															216 A	Missouri St.		1 0	
															241 H	Gonzaga		3 0	
															247 H	Louisiana Tech		3 0	
															272 A	UC Riverside		1 0	
															276 H	Houston Baptist		2 1	
															277 H	Fla. Atlantic		0 0	
				LAST 10 GAMES															
					277 H	Fla. Atlantic		0 0		126 A	Cal St. Northridge		0 1						
					247 H	Louisiana Tech		3 0		3 H	Penn St.		2 3						
					272 A	UC Riverside		1 0		178 H	Arkansas St.		4 0						
					241 H	Gonzaga		3 0		89 A	Oral Roberts		2 0						
					216 A	Missouri St.		1 0		21 A	Arkansas		0 1						

Non-Div. I Games:

Tulsa

Average RPI Win: 137		WON-LOST RECORD		WINNING PCT. RANK		LAST 10 GAMES		STRENGTH OF SCHEDULE		OPP. STRENGTH OF SCHEDULE		TEAM RPI		ADJ RPI		CONF. RPI		ADJ CONF. RPI	
DIV. I ONLY		6-4-0		.6 104		6-4-0		121		53		92		.55371 92		8		8	
DIV. I NON-CONF.		6-4-0		.6 111		6-4-0		118		51		90		.55371 88		8		8	
TOTALS		RPI 1-25		RPI 26-50		W-L RECORDS		RPI 51-100		RPI 101-150		RPI 150+							
6-4-0		0-1-0		0-0-0		OVERALL		1-2-0		4-1-0		1-0-0							
3-1-0		0-0-0		0-0-0		HOME		1-1-0		1-0-0		1-0-0							
2-2-0		0-0-0		0-0-0		AWAY		0-1-0		2-1-0		0-0-0							
1-1-0		0-1-0		0-0-0		NEUTRAL		0-0-0		1-0-0		0-0-0							
6-4-0		0-1-0		0-0-0		NON-CONFERENCE		1-2-0		4-1-0		1-0-0							
3-1-0		0-0-0		0-0-0		HOME		1-1-0		1-0-0		1-0-0							
2-2-0		0-0-0		0-0-		AWAY		0-1-0		2-1-0		0-0-0							
1-1-0		0-1-0		0-0-0		NEUTRAL		0-0-0		1-0-0		0-0-0							
0-0-0		0-0-0		0-0-0		CONFERENCE		0-0-0		0-0-0		0-0-0							
0-0-0		0-0-0		0-0-0		HOME		0-0-0		0-0-0		0-0-0							
0-0-0		0-0-0		0-0-0		AWAY		0-0-0		0-0-0		0-0-0							
0-0-0		0-0-0		0-0-0		NEUTRAL		0-0-0		0-0-0		0-0-0							
RPI	S	Opponent		Score		RPI	S	Opponent		Score		RPI	S	Opponent		Score			
18	N	Nebraska		1	2			54	H	UC Irvine	1	0	101	N	Missouri	2	1		
								64	A	Texas A&M	1	6	107	A	Kansas	2	0		
								99	H	Southern California	2	4	123	A	San Diego St.	0	3		
													126	A	Cal St. Northridge	2	0		
													126	H	Cal St. Northridge	3	1		
													310	H	San Jose St.	5	1		
LAST 10 GAMES																			
						126	A	Cal St. Northridge	2	0			107	A	Kansas	2	0		
						123	A	San Diego St.	0	3			101	N	Missouri	2	1		
						18	N	Nebraska	1	2			64	A	Texas A&M	1	6		
						99	H	Southern California	2	4			126	H	Cal St. Northridge	3	1		
						310	H	San Jose St.	5	1			54	H	UC Irvine	1	0		

Non-Div. I Games:

San Diego

Average RPI Win: 138		WON-LOST RECORD		WINNING PCT. RANK		LAST 10 GAMES		STRENGTH OF SCHEDULE		OPP. STRENGTH OF SCHEDULE		TEAM RPI		ADJ RPI		CONF. RPI		ADJ CONF. RPI					
Average RPI Loss: 44																							
DIV. I ONLY		3-7-1		.31818 257		1-2-1		13		44		94		.55213 93		6		6					
DIV. I NON-CONF.		3-5-1		.38889 223		1-1-1		11		45		75		.56948 75		5		5					
TOTALS		RPI 1-25		RPI 26-50		W-L RECORDS		RPI 51-100		RPI 101-150		RPI 150+											
3-7-1		0-2-0		0-4-1		OVERALL		1-0-0		1-1-0		1-0-0											
2-1-0		0-0-0		0-0-0		HOME		1-0-0		0-1-0		1-0-0											
0-6-1		0-2-0		0-4-1		AWAY		0-0-0		0-0-0		0-0-0											
1-0-0		0-0-0		0-0-0		NEUTRAL		0-0-0		1-0-0		0-0-0											
3-5-1		0-2-0		0-2-1		NON-CONFERENCE		1-0-0		1-1-0		1-0-0											
2-1-0		0-0-0		0-0-0		HOME		1-0-0		0-1-0		1-0-0											
0-4-1		0-2-0		0-1-		AWAY		0-0-0		0-0-0		0-0-0											
1-0-0		0-0-0		0-0-0		NEUTRAL		0-0-0		1-0-0		0-0-0											
0-2-0		0-0-0		0-2-0		CONFERENCE		0-0-0		0-0-0		0-0-0											
0-0-0		0-0-0		0-0-0		HOME		0-0-0		0-0-0		0-0-0											
0-2-0		0-0-0		0-2-0		AWAY		0-0-0		0-0-0		0-0-0											
0-0-0		0-0-0		0-0-0		NEUTRAL		0-0-0		0-0-0		0-0-0											
RPI	S	Opponent		Score		RPI	S	Opponent		Score		RPI	S	Opponent		Score							
6	A	Florida St.		0	1	35	A	BYU		2	3	89	H	Oral Roberts		1	0	102	H	North Texas		0	5
23	A	Florida		0	3	45	A	Oklahoma St.		1	4							143	N	Kennesaw St.		2	0
						48	A	Baylor		0	1							181	H	Texas St.		4	0
						49	A	Tennessee		1	3												
						50	A	Utah		1	1												
						LAST 10 GAMES																	
						181	H	Texas St.		4	0	35	A	BYU		2	3						
						48	A	Baylor		0	1	102	H	North Texas		0	5						
						50	A	Utah		1	1	89	H	Oral Roberts		1	0						
						45	A	Oklahoma St.		1	4	6	A	Florida St.		0	1						
						143	N	Kennesaw St.		2	0	23	A	Florida		0	3						

Non-Div. I Games:

Oklahoma

Average RPI Win: 214		WON-LOST	WINNING	LAST 10	STRENGTH OF		OPP. STRENGTH	TEAM	ADJ	CONF.	ADJ CONF.				
Average RPI Loss: 34		RECORD	PCT. RANK	GAMES	SCHEDULE		OF SCHEDULE	RPI	RPI	RPI	RPI				
DIV. I ONLY		7-2-1	.75	38	7-2-1		196	130	93	.55191	94	13	13		
DIV. I NON-CONF.		6-2-1	.72222	57	6-2-1		178	137	92	.54959	93	13	13		
TOTALS		RPI 1-25	RPI 26-50		W-L RECORDS		RPI 51-100		RPI 101-150		RPI 150+				
7-2-1		0-1-0	0-0-0		OVERALL		0-1-0		1-0-1		6-0-0				
4-0-0		0-0-0	0-0-0		HOME		0-0-0		0-0-0		4-0-0				
3-2-0		0-1-0	0-0-0		AWAY		0-1-0		1-0-0		2-0-0				
0-0-1		0-0-0	0-0-0		NEUTRAL		0-0-0		0-0-1		0-0-0				
6-2-1		0-1-0	0-0-0		NON-CONFERENCE		0-1-0		1-0-1		5-0-0				
3-0-0		0-0-0	0-0-0		HOME		0-0-0		0-0-0		3-0-0				
3-2-0		0-1-0	0-0-		AWAY		0-1-0		1-0-0		2-0-0				
0-0-1		0-0-0	0-0-0		NEUTRAL		0-0-0		0-0-1		0-0-0				
1-0-0		0-0-0	0-0-0		CONFERENCE		0-0-0		0-0-0		1-0-0				
1-0-0		0-0-0	0-0-0		HOME		0-0-0		0-0-0		1-0-0				
0-0-0		0-0-0	0-0-0		AWAY		0-0-0		0-0-0		0-0-0				
0-0-0		0-0-0	0-0-0		NEUTRAL		0-0-0		0-0-0		0-0-0				
RPI S	Opponent	Score		RPI S	Opponent	Score		RPI S	Opponent	Score		RPI S	Opponent	Score	
17 A	Georgia	0	2					51 A	Clemson	0	1	139 A	Jacksonville	2	1
												149 N	Southern Miss.	1	1
												157 H	Presbyterian	2	1
												200 A	Mississippi St.	4	0
												203 H	Citadel	7	0
												229 A	North Florida	2	0
												249 H	USC Upstate	2	0
												322 H	Francis Marion	3	1
LAST 10 GAMES															
												322 H	Francis Marion	3	1
												203 H	Citadel	7	0
												139 A	Jacksonville	2	1
												157 H	Presbyterian	2	1
												51 A	Clemson	0	1
												229 A	North Florida	2	0
												149 N	Southern Miss.	1	1
												200 A	Mississippi St.	4	0
												249 H	USC Upstate	2	0
												17 A	Georgia	0	2

Non-Div. I Games:

Furman

Average RPI Win: 214		WON-LOST	WINNING	LAST 10	STRENGTH OF		OPP. STRENGTH	TEAM	ADJ		CONF.	ADJ CONF.				
Average RPI Loss: 55		RECORD	PCT. RANK	GAMES	SCHEDULE		OF SCHEDULE	RPI	RPI		RPI	RPI				
DIV. I ONLY		6-3-0	.66667	73	6-3-0		141	140	95	.5511	95	14	14			
DIV. I NON-CONF.		4-3-0	.57143	127	4-3-0		92	144	96	.54476	97	14	14			
TOTALS		RPI 1-25	RPI 26-50		W-L RECORDS		RPI 51-100		RPI 101-150		RPI 150+					
6-3-0		0-1-0	0-0-0		OVERALL		0-2-0		1-0-0		5-0-0					
3-0-0		0-0-0	0-0-0		HOME		0-0-0		0-0-0		3-0-0					
2-3-0		0-1-0	0-0-0		AWAY		0-2-0		1-0-0		1-0-0					
1-0-0		0-0-0	0-0-0		NEUTRAL		0-0-0		0-0-0		1-0-0					
4-3-0		0-1-0	0-0-0		NON-CONFERENCE		0-2-0		1-0-0		3-0-0					
1-0-0		0-0-0	0-0-0		HOME		0-0-0		0-0-0		1-0-0					
2-3-0		0-1-0	0-0-		AWAY		0-2-0		1-0-0		1-0-0					
1-0-0		0-0-0	0-0-0		NEUTRAL		0-0-0		0-0-0		1-0-0					
2-0-0		0-0-0	0-0-0		CONFERENCE		0-0-0		0-0-0		2-0-0					
2-0-0		0-0-0	0-0-0		HOME		0-0-0		0-0-0		2-0-0					
0-0-0		0-0-0	0-0-0		AWAY		0-0-0		0-0-0		0-0-0					
0-0-0		0-0-0	0-0-0		NEUTRAL		0-0-0		0-0-0		0-0-0					
RPI	S	Opponent	Score		RPI	S	Opponent	Score		RPI	S	Opponent	Score			
22	A	Marquette	0	1						70	A	Syracuse	0	1		
										73	A	DePaul	2	3		
												122	A	Cornell	3	0
												155	H	Lafayette	4	1
												243	H	Siena	3	0
												251	A	Vermont	1	0
												255	H	Loyola Maryland	3	0
												256	N	New Hampshire	2	0
LAST 10 GAMES																
					255	H	Loyola Maryland	3	0	22	A	Marquette	0	1		
					155	H	Lafayette	4	1	122	A	Cornell	3	0		
					73	A	DePaul	2	3	70	A	Syracuse	0	1		
					256	N	New Hampshire	2	0	243	H	Siena	3	0		
										251	A	Vermont	1	0		

Non-Div. I Games:

Colgate

Average RPI Win:		147	WON-LOST RECORD		WINNING PCT. RANK		LAST 10 GAMES		STRENGTH OF SCHEDULE		OPP. STRENGTH OF SCHEDULE		TEAM RPI		ADJ RPI		CONF. RPI		ADJ CONF. RPI				
Average RPI Loss:		68																					
DIV. I ONLY			5-4-1		.55		129		5-4-1		87		81		96		.55033		96				
DIV. I NON-CONF.			4-4-0		.5		146		4-4-0		73		62		100		.54314		100				
TOTALS		RPI 1-25			RPI 26-50			W-L RECORDS			RPI 51-100			RPI 101-150			RPI 150+						
5-4-1		0-1-0			0-0-0			OVERALL			0-2-0			4-1-1			1-0-0						
0-2-1		0-1-0			0-0-0			HOME			0-0-0			0-1-1			0-0-0						
4-1-0		0-0-0			0-0-0			AWAY			0-1-0			4-0-0			0-0-0						
1-1-0		0-0-0			0-0-0			NEUTRAL			0-1-0			0-0-0			1-0-0						
4-4-0		0-1-0			0-0-0			NON-CONFERENCE			0-2-0			3-1-0			1-0-0						
0-2-0		0-1-0			0-0-0			HOME			0-0-0			0-1-0			0-0-0						
3-1-0		0-0-0			0-0-			AWAY			0-1-0			3-0-0			0-0-0						
1-1-0		0-0-0			0-0-0			NEUTRAL			0-1-0			0-0-0			1-0-0						
1-0-1		0-0-0			0-0-0			CONFERENCE			0-0-0			1-0-1			0-0-0						
0-0-1		0-0-0			0-0-0			HOME			0-0-0			0-0-1			0-0-0						
1-0-0		0-0-0			0-0-0			AWAY			0-0-0			1-0-0			0-0-0						
0-0-0		0-0-0			0-0-0			NEUTRAL			0-0-0			0-0-0			0-0-0						
RPI	S	Opponent			Score			RPI	S	Opponent			Score			RPI	S	Opponent			Score		
17	H	Georgia			0 1										112	A	Hawaii			1 0			
															87	N	Washington			0 1			
																		115 H Liberty			0 1		
																		133 A Western Caro.			2 0		
																		136 A High Point			3 1		
																		144 A East Carolina			1 0		
																		148 H Appalachian St.			1 1		
																		209 N UNC Wilmington			2 0		
LAST 10 GAMES																							
															133	A	Western Caro.			2 0			
															148	H	Appalachian St.			1 1			
															52	A	James Madison			0 2			
															115	H	Liberty			0 1			
															112	A	Hawaii			1 0			
															87	N	Washington			0 1			

Non-Div. I Games:

UNC Greensboro

Average RPI Win: 170		WON-LOST	WINNING	LAST 10	STRENGTH OF	OPP. STRENGTH	TEAM	ADJ	CONF.	ADJ CONF.		
Average RPI Loss: 191		RECORD	PCT. RANK	GAMES	SCHEDULE	OF SCHEDULE	RPI	RPI	RPI	RPI		
DIV. I ONLY		5-1-3	.72222	54	5-1-3	188	109	97	.54996	97	13	13
DIV. I NON-CONF.		4-1-2	.71429	60	4-1-2	207	104	101	.54147	101	13	13
<hr/>												
TOTALS		RPI 1-25		RPI 26-50		W-L RECORDS		RPI 51-100		RPI 101-150		RPI 150+
5-1-3		0-0-0		0-0-0		OVERALL		0-0-1		3-0-2		2-1-0
3-0-1		0-0-0		0-0-0		HOME		0-0-0		3-0-1		0-0-0
1-0-2		0-0-0		0-0-0		AWAY		0-0-1		0-0-1		1-0-0
1-1-0		0-0-0		0-0-0		NEUTRAL		0-0-0		0-0-0		1-1-0
4-1-2		0-0-0		0-0-0		NON-CONFERENCE		0-0-1		2-0-1		2-1-0
2-0-1		0-0-0		0-0-0		HOME		0-0-0		2-0-1		0-0-0
1-0-1		0-0-0		0-0-		AWAY		0-0-1		0-0-0		1-0-0
1-1-0		0-0-0		0-0-0		NEUTRAL		0-0-0		0-0-0		1-1-0
1-0-1		0-0-0		0-0-0		CONFERENCE		0-0-0		1-0-1		0-0-0
1-0-0		0-0-0		0-0-0		HOME		0-0-0		1-0-0		0-0-0
0-0-1		0-0-0		0-0-0		AWAY		0-0-0		0-0-1		0-0-0
0-0-0		0-0-0		0-0-0		NEUTRAL		0-0-0		0-0-0		0-0-0
RPI	S	Opponent	Score	RPI	S	Opponent	Score	RPI	S	Opponent	Score	

Non-Div. I Games: Greensboro 3 0

Elon

Average RPI Win: 218		WON-LOST RECORD	WINNING PCT. RANK	LAST 10 GAMES	STRENGTH OF SCHEDULE	OPP. STRENGTH OF SCHEDULE	TEAM RPI	ADJ RPI	CONF. RPI	ADJ CONF. RPI				
Average RPI Loss: 29														
DIV. I ONLY		8-3-0	.72727 47	8-2-0	211	87	99	.54909 98	9	9				
DIV. I NON-CONF.		6-3-0	.66667 80	6-2-0	160	63	91	.55191 91	9	9				
TOTALS		RPI 1-25	RPI 26-50		W-L RECORDS		RPI 51-100		RPI 101-150		RPI 150+			
8-3-0		0-2-0	0-0-0		OVERALL		1-1-0		0-0-0		7-0-0			
5-1-0		0-1-0	0-0-0		HOME		1-0-0		0-0-0		4-0-0			
3-1-0		0-1-0	0-0-0		AWAY		0-0-0		0-0-0		3-0-0			
0-1-0		0-0-0	0-0-0		NEUTRAL		0-1-0		0-0-0		0-0-0			
6-3-0		0-2-0	0-0-0		NON-CONFERENCE		1-1-0		0-0-0		5-0-0			
3-1-0		0-1-0	0-0-0		HOME		1-0-0		0-0-0		2-0-0			
3-1-0		0-1-0	0-0-		AWAY		0-0-0		0-0-0		3-0-0			
0-1-0		0-0-0	0-0-0		NEUTRAL		0-1-0		0-0-0		0-0-0			
2-0-0		0-0-0	0-0-0		CONFERENCE		0-0-0		0-0-0		2-0-0			
2-0-0		0-0-0	0-0-0		HOME		0-0-0		0-0-0		2-0-0			
0-0-0		0-0-0	0-0-0		AWAY		0-0-0		0-0-0		0-0-0			
0-0-0		0-0-0	0-0-0		NEUTRAL		0-0-0		0-0-0		0-0-0			
RPI	S	Opponent	Score		RPI	S	Opponent	Score		RPI	S	Opponent	Score	
3	A	Penn St.	1	2						163	A	Saint Joseph's	2	0
13	H	Boston College	5	6						209	H	UNC Wilmington	2	1
										232	H	Marist	3	0
										240	H	Col. of Charleston	3	2
										264	A	St. Bonaventure	1	0
										278	H	North Dakota St.	3	1
										302	A	Albany (NY)	6	0
LAST 10 GAMES														
					240	H	Col. of Charleston	3	2	302	A	Albany (NY)	6	0
					209	H	UNC Wilmington	2	1	232	H	Marist	3	0
					163	A	Saint Joseph's	2	0	13	H	Boston College	5	6
					264	A	St. Bonaventure	1	0	278	H	North Dakota St.	3	1
					58	H	Monmouth	2	1	3	A	Penn St.	1	2

Non-Div. I Games:

Hofstra

Average RPI Win:		157	WON-LOST RECORD		WINNING PCT. RANK		LAST 10 GAMES		STRENGTH OF SCHEDULE		OPP. STRENGTH OF SCHEDULE		TEAM RPI		ADJ RPI		CONF. RPI		ADJ CONF. RPI					
DIV. I ONLY			5-4-1		.55		129		5-4-1		99		58		98		.54891		99		2		2	
DIV. I NON-CONF.			5-3-1		.61111		104		5-3-1		107		68		86		.55783		86		2		2	
TOTALS		RPI 1-25		RPI 26-50				W-L RECORDS				RPI 51-100				RPI 101-150				RPI 150+				
5-4-1		0-0-0		0-1-1				OVERALL				1-3-0				2-0-0				2-0-0				
3-2-0		0-0-0		0-0-0				HOME				0-2-0				1-0-0				2-0-0				
1-1-0		0-0-0		0-1-0				AWAY				1-0-0				0-0-0				0-0-0				
1-1-1		0-0-0		0-0-1				NEUTRAL				0-1-0				1-0-0				0-0-0				
5-3-1		0-0-0		0-0-1				NON-CONFERENCE				1-3-0				2-0-0				2-0-0				
3-2-0		0-0-0		0-0-0				HOME				0-2-0				1-0-0				2-0-0				
1-0-0		0-0-0		0-0-				AWAY				1-0-0				0-0-0				0-0-0				
1-1-1		0-0-0		0-0-1				NEUTRAL				0-1-0				1-0-0				0-0-0				
0-1-0		0-0-0		0-1-0				CONFERENCE				0-0-0				0-0-0				0-0-0				
0-0-0		0-0-0		0-0-0				HOME				0-0-0				0-0-0				0-0-0				
0-1-0		0-0-0		0-1-0				AWAY				0-0-0				0-0-0				0-0-0				
0-0-0		0-0-0		0-0-0				NEUTRAL				0-0-0				0-0-0				0-0-0				
RPI	S	Opponent		Score		RPI	S	Opponent		Score		RPI	S	Opponent		Score		RPI	S	Opponent		Score		
						38	A	Arizona St.		0	1	55	H	Pepperdine		0	1	123	N	San Diego St.		4	1	
						41	N	Ole Miss		1	1	72	H	Cal St. Fullerton		1	2	126	H	Cal St. Northridge		4	1	
												80	N	LSU		0	1	167	H	Loyola Marymount		5	1	
												92	A	San Diego		4	2	277	H	Fla. Atlantic		2	0	
LAST 10 GAMES																								
						38	A	Arizona St.		0	1	80	N	LSU		0	1							
						72	H	Cal St. Fullerton		1	2	41	N	Ole Miss		1	1							
						277	H	Fla. Atlantic		2	0	126	H	Cal St. Northridge		4	1							
						167	H	Loyola Marymount		5	1	92	A	San Diego		4	2							
						55	H	Pepperdine		0	1	123	N	San Diego St.		4	1							

Non-Div. I Games:

Southern California

Average RPI Win:		178	WON-LOST RECORD		WINNING PCT. RANK		LAST 10 GAMES		STRENGTH OF SCHEDULE		OPP. STRENGTH OF SCHEDULE		TEAM RPI		ADJ RPI		CONF. RPI		ADJ CONF. RPI	
DIV. I ONLY			4-5-2		.45455 174		4-5-1		49		77		100		.54729 100		5		5	
DIV. I NON-CONF.			3-4-2		.44444 191		3-4-1		67		73		117		.5299 118		6		6	
TOTALS		RPI 1-25		RPI 26-50		W-L RECORDS		RPI 51-100		RPI 101-150		RPI 150+								
4-5-2		0-2-0		0-1-0		OVERALL		0-2-0		1-0-2		3-0-0								
4-2-1		0-1-0		0-0-0		HOME		0-1-0		1-0-1		3-0-0								
0-3-1		0-1-0		0-1-0		AWAY		0-1-0		0-0-1		0-0-0								
0-0-0		0-0-0		0-0-0		NEUTRAL		0-0-0		0-0-0		0-0-0								
3-4-2		0-1-0		0-1-0		NON-CONFERENCE		0-2-0		0-0-2		3-0-0								
3-1-1		0-0-0		0-0-0		HOME		0-1-0		0-0-1		3-0-0								
0-3-1		0-1-0		0-0-		AWAY		0-1-0		0-0-1		0-0-0								
0-0-0		0-0-0		0-0-0		NEUTRAL		0-0-0		0-0-0		0-0-0								
1-1-0		0-1-0		0-0-0		CONFERENCE		0-0-0		1-0-0		0-0-0								
1-1-0		0-1-0		0-0-0		HOME		0-0-0		1-0-0		0-0-0								
0-0-0		0-0-0		0-0-0		AWAY		0-0-0		0-0-0		0-0-0								
0-0-0		0-0-0		0-0-0		NEUTRAL		0-0-0		0-0-0		0-0-0								
RPI	S	Opponent		Score		RPI	S	Opponent		Score		RPI	S	Opponent		Score				
20	A	Maryland		2	4	26	A	Rutgers		1	2	52	A	James Madison		2	3			
22	H	Marquette		0	1							53	H	La Salle		0	1			
														111 H Butler		2	0			
														131 H Radford		1	1			
														135 A Drexel		1	1			
														173 H Richmond		3	0			
														189 H Saint Francis (PA)		2	1			
														237 H Lehigh		2	0			
LAST 10 GAMES																				
		22 H Marquette		0	1			173 H Richmond		3	0									
		111 H Butler		2	0			52 A James Madison		2	3									
		26 A Rutgers		1	2			237 H Lehigh		2	0									
		189 H Saint Francis (PA)		2	1			135 A Drexel		1	1									
		53 H La Salle		0	1			20 A Maryland		2	4									

Non-Div. I Games:

Villanova

Average RPI Win: 199		WON-LOST RECORD		WINNING PCT. RANK		LAST 10 GAMES		STRENGTH OF SCHEDULE		OPP. STRENGTH OF SCHEDULE		TEAM RPI		ADJ RPI		CONF. RPI		ADJ CONF. RPI					
DIV. I ONLY		6-5-0		.54545 137		5-5-0		88		105		101		.54542 101		4		4					
DIV. I NON-CONF.		4-4-0		.5 146		3-4-0		130		163		133		.50838 134		4		4					
TOTALS		RPI 1-25		RPI 26-50		W-L RECORDS		RPI 51-100		RPI 101-150		RPI 150+											
6-5-0		1-2-0		0-1-0		OVERALL		0-2-0		0-0-0		5-0-0											
4-1-0		1-1-0		0-0-0		HOME		0-0-0		0-0-0		3-0-0											
2-2-0		0-1-0		0-0-0		AWAY		0-1-0		0-0-0		2-0-0											
0-2-0		0-0-0		0-1-0		NEUTRAL		0-1-0		0-0-0		0-0-0											
4-4-0		0-1-0		0-1-0		NON-CONFERENCE		0-2-0		0-0-0		4-0-0											
3-0-0		0-0-0		0-0-0		HOME		0-0-0		0-0-0		3-0-0											
1-2-0		0-1-0		0-0-		AWAY		0-1-0		0-0-0		1-0-0											
0-2-0		0-0-0		0-1-0		NEUTRAL		0-1-0		0-0-0		0-0-0											
2-1-0		1-1-0		0-0-0		CONFERENCE		0-0-0		0-0-0		1-0-0											
1-1-0		1-1-0		0-0-0		HOME		0-0-0		0-0-0		0-0-0											
1-0-0		0-0-0		0-0-0		AWAY		0-0-0		0-0-0		1-0-0											
0-0-0		0-0-0		0-0-0		NEUTRAL		0-0-0		0-0-0		0-0-0											
RPI	S	Opponent		Score		RPI	S	Opponent		Score		RPI	S	Opponent		Score							
16	A	Portland		2	3	48	N	Baylor		1	2	65	A	Memphis		1	2	169	H	Southeast Mo. St.		4	0
17	H	Georgia		0	1							92	N	San Diego		1	2	184	A	UMKC		3	0
23	H	Florida		1	0													200	A	Mississippi St.		3	1
																		305	H	Pacific		5	1
																		315	H	Eastern Ill.		3	0

Average RPI Win:		213	WON-LOST RECORD		WINNING PCT. RANK		LAST 10 GAMES		STRENGTH OF SCHEDULE		OPP. STRENGTH OF SCHEDULE		TEAM RPI		ADJ RPI		CONF. RPI		ADJ CONF. RPI	
DIV. I ONLY			7-3-1		.68182 65		6-3-1		180		89		102		.54516 102		12		12	
DIV. I NON-CONF.			6-3-0		.66667 80		5-3-0		204		36		104		.53831 104		12		12	
TOTALS		RPI 1-25		RPI 26-50		W-L RECORDS		RPI 51-100		RPI 101-150		RPI 150+								
7-3-1		0-2-0		0-1-0		OVERALL		1-0-0		1-0-1		5-0-0								
4-1-1		0-0-0		0-1-0		HOME		0-0-0		0-0-1		4-0-0								
3-1-0		0-1-0		0-0-0		AWAY		1-0-0		1-0-0		1-0-0								
0-1-0		0-1-0		0-0-0		NEUTRAL		0-0-0		0-0-0		0-0-0								
6-3-0		0-2-0		0-1-0		NON-CONFERENCE		1-0-0		1-0-0		4-0-0								
3-1-0		0-0-0		0-1-0		HOME		0-0-0		0-0-0		3-0-0								
3-1-0		0-1-0		0-0-		AWAY		1-0-0		1-0-0		1-0-0								
0-1-0		0-1-0		0-0-0		NEUTRAL		0-0-0		0-0-0		0-0-0								
1-0-1		0-0-0		0-0-0		CONFERENCE		0-0-0		0-0-1		1-0-0								
1-0-1		0-0-0		0-0-0		HOME		0-0-0		0-0-1		1-0-0								
0-0-0		0-0-0		0-0-0		AWAY		0-0-0		0-0-0		0-0-0								
0-0-0		0-0-0		0-0-0		NEUTRAL		0-0-0		0-0-0		0-0-0								
RPI	S	Opponent		Score		RPI	S	Opponent		Score		RPI	S	Opponent		Score				
8	A	Wake Forest		1	2	45	H	Oklahoma St.		1	2	93	A	Oklahoma		5	0			
11	N	Virginia Tech		2	4									120 A TCU		2	0			
														149 H Southern Miss.		1	1			
														183 H McNeese St.		2	0			
														247 H Louisiana Tech		1	0			
														258 H Sam Houston St.		3	0			
														276 H Houston Baptist		1	0			
														316 A Texas Southern		9	1			
LAST 10 GAMES																				
247 H Louisiana Tech						1	0	120 A TCU						2	0					
149 H Southern Miss.						1	1	258 H Sam Houston St.						3	0					
45 H Oklahoma St.						1	2	11 N Virginia Tech						2	4					
93 A Oklahoma						5	0	8 A Wake Forest						1	2					
183 H McNeese St.						2	0	276 H Houston Baptist						1	0					

Non-Div. I Games:

North Texas

Average RPI Win: 208		WON-LOST RECORD	WINNING PCT. RANK		LAST 10 GAMES	STRENGTH OF SCHEDULE	OPP. STRENGTH OF SCHEDULE	TEAM RPI	ADJ RPI		CONF. RPI	ADJ CONF. RPI		
Average RPI Loss: 38														
DIV. I ONLY		9-2-0	.818	18	8-2-0	260	102	103	.545	103	3	3		
DIV. I NON-CONF.		8-0-0	1	1	7-0-0	299	175	85	.559	85	3	3		
TOTALS		RPI 1-25		RPI 26-50		W-L RECORDS		RPI 51-100		RPI 101-150		RPI 150+		
9-2-0		0-0-0		0-2-0		OVERALL		0-0-0		2-0-0		7-0-0		
5-1-0		0-0-0		0-1-0		HOME		0-0-0		1-0-0		4-0-0		
3-1-0		0-0-0		0-1-0		AWAY		0-0-0		1-0-0		2-0-0		
1-0-0		0-0-0		0-0-0		NEUTRAL		0-0-0		0-0-0		1-0-0		
8-0-0		0-0-0		0-0-0		NON-CONFERENCE		0-0-0		1-0-0		7-0-0		
5-0-0		0-0-0		0-0-0		HOME		0-0-0		1-0-0		4-0-0		
2-0-0		0-0-0		0-0-		AWAY		0-0-0		0-0-0		2-0-0		
1-0-0		0-0-0		0-0-0		NEUTRAL		0-0-0		0-0-0		1-0-0		
1-2-0		0-0-0		0-2-0		CONFERENCE		0-0-0		1-0-0		0-0-0		
0-1-0		0-0-0		0-1-0		HOME		0-0-0		0-0-0		0-0-0		
1-1-0		0-0-0		0-1-0		AWAY		0-0-0		1-0-0		0-0-0		
0-0-0		0-0-0		0-0-0		NEUTRAL		0-0-0		0-0-0		0-0-0		
RPI	S	Opponent		Score	RPI	S	Opponent		Score	RPI	S	Opponent	Score	
					29	H	Michigan		1 2			117	H Iowa St.	3 0
					46	A	Illinois		1 2			150	A Northwestern	1 0
												151	H Wright St.	1 0
												158	N UC Davis	1 0
												187	H Saint Louis	3 2
												206	H Western Mich.	3 1
												274	A Drake	1 0
												305	A Pacific	2 0
												324	H UNI	2 1
LAST 10 GAMES														
					150	A	Northwestern		1 0	151	H	Wright St.		1 0
					46	A	Illinois		1 2	117	H	Iowa St.		3 0
					29	H	Michigan		1 2	305	A	Pacific		2 0
					324	H	UNI		2 1	158	N	UC Davis		1 0
					187	H	Saint Louis		3 2	206	H	Western Mich.		3 1

Non-Div. I Games:

Iowa

Average RPI Win:	240	WON-LOST RECORD	WINNING PCT. RANK	LAST 10 GAMES	STRENGTH OF SCHEDULE	OPP. STRENGTH OF SCHEDULE	TEAM RPI	ADJ RPI	CONF. RPI	ADJ CONF. RPI		
DIV. I ONLY		7-3-1	.68182	65	7-2-1	161	150	104	.54386	104	5	5
DIV. I NON-CONF.		7-2-0	.77778	45	7-1-0	237	201	115	.53095	115	6	6
<hr/>												
TOTALS	RPI 1-25	RPI 26-50		W-L RECORDS		RPI 51-100		RPI 101-150		RPI 150+		
7-3-1	0-1-0	0-0-1		OVERALL		0-2-0		1-0-0		6-0-0		
6-1-0	0-1-0	0-0-0		HOME		0-0-0		1-0-0		5-0-0		
1-2-1	0-0-0	0-0-1		AWAY		0-2-0		0-0-0		1-0-0		
0-0-0	0-0-0	0-0-0		NEUTRAL		0-0-0		0-0-0		0-0-0		
7-2-0	0-0-0	0-0-0		NON-CONFERENCE		0-2-0		1-0-0		6-0-0		
6-0-0	0-0-0	0-0-0		HOME		0-0-0		1-0-0		5-0-0		
1-2-0	0-0-0	0-0-		AWAY		0-2-0		0-0-0		1-0-0		
0-0-0	0-0-0	0-0-0		NEUTRAL		0-0-0		0-0-0		0-0-0		
0-1-1	0-1-0	0-0-1		CONFERENCE		0-0-0		0-0-0		0-0-0		
0-1-0	0-1-0	0-0-0		HOME		0-0-0		0-0-0		0-0-0		
0-0-1	0-0-0	0-0-1		AWAY		0-0-0		0-0-0		0-0-0		
0-0-0	0-0-0	0-0-0		NEUTRAL		0-0-0		0-0-0		0-0-0		
RPI	S	Opponent	Score	RPI	S	Opponent	Score	RPI	S	Opponent	Score	
22	H	Marquette	1 2	40	A	St. John's (NY)	0 0	57	A	Utah St.	0 3	
								75	A	Boise St.	1 2	
										125	H Northern Colo.	
										184	A UMKC	
										226	H Montana	
										267	H South Dakota	
										283	H Neb. Omaha	
										290	H Idaho	
										303	H North Dakota	

Non-Div. I Games:

Creighton

Average RPI Win:	225	WON-LOST	WINNING	LAST 10	STRENGTH OF	OPP. STRENGTH	TEAM	ADJ	CONF.	ADJ CONF.	
Average RPI Loss:	60	RECORD	PCT. RANK	GAMES	SCHEDULE	OF SCHEDULE	RPI	RPI	RPI	RPI	
DIV. I ONLY	6-2-2	.7	58	6-2-2	174	167	105	.54261	105	30	30
DIV. I NON-CONF.	3-2-2	.57143	127	3-2-2	102	106	99	.54523	96	30	30
<hr/>											
TOTALS	RPI 1-25	RPI 26-50		W-L RECORDS	RPI 51-100		RPI 101-150		RPI 150+		
6-2-2	0-0-0	0-1-0		OVERALL	1-1-1		0-0-1		5-0-0		
5-1-0	0-0-0	0-1-0		HOME	1-0-0		0-0-0		4-0-0		
1-1-2	0-0-0	0-0-0		AWAY	0-1-1		0-0-1		1-0-0		
0-0-0	0-0-0	0-0-0		NEUTRAL	0-0-0		0-0-0		0-0-0		
<hr/>											
3-2-2	0-0-0	0-1-0		NON-CONFERENCE	1-1-1		0-0-1		2-0-0		
2-1-0	0-0-0	0-1-0		HOME	1-0-0		0-0-0		1-0-0		
1-1-2	0-0-0	0-0-		AWAY	0-1-1		0-0-1		1-0-0		
0-0-0	0-0-0	0-0-0		NEUTRAL	0-0-0		0-0-0		0-0-0		
<hr/>											
3-0-0	0-0-0	0-0-0		CONFERENCE	0-0-0		0-0-0		3-0-0		
3-0-0	0-0-0	0-0-0		HOME	0-0-0		0-0-0		3-0-0		
0-0-0	0-0-0	0-0-0		AWAY	0-0-0		0-0-0		0-0-0		
0-0-0	0-0-0	0-0-0		NEUTRAL	0-0-0		0-0-0		0-0-0		
<hr/>											
RPI S	Opponent	Score	RPI S	Opponent	Score	RPI S	Opponent	Score	RPI S	Opponent	Score
			33 H	Washington St.	1 3	75 H	Boise St.	2 1	111 A	Butler	1 1
						87 A	Washington	0 5	184 H	UMKC	3 0
						90 A	Purdue	2 2	227 H	Cal Poly	4 0
									254 H	New Mexico St.	3 0
									291 A	Eastern Wash.	2 0
									321 H	Grand Canyon	3 1
<hr/>											
LAST 10 GAMES											
			254 H	New Mexico St.	3 0	90 A	Purdue	2 2			
			184 H	UMKC	3 0	111 A	Butler	1 1			
			227 H	Cal Poly	4 0	75 H	Boise St.	2 1			
			321 H	Grand Canyon	3 1	291 A	Eastern Wash.	2 0			
			87 A	Washington	0 5	33 H	Washington St.	1 3			

Non-Div. I Games:

Seattle

**F
G
C
U**

FGCU

Average RPI Win:		195	WON-LOST RECORD		WINNING PCT. RANK		LAST 10 GAMES		STRENGTH OF SCHEDULE		OPP. STRENGTH OF SCHEDULE		TEAM RPI		ADJ RPI		CONF. RPI		ADJ CONF. RPI				
DIV. I ONLY			5-5-1	.5	146	5-4-1			78	94		108		.53996	107	6		6					
DIV. I NON-CONF.			5-5-1	.5	146	5-4-1			74	87		103		.53996	102	5		5					
TOTALS		RPI 1-25		RPI 26-50		W-L RECORDS		RPI 51-100		RPI 101-150		RPI 150+											
5-5-1		0-2-0		0-1-0		OVERALL		1-1-1		1-1-0		3-0-0											
3-2-0		0-0-0		0-0-0		HOME		1-1-0		1-1-0		1-0-0											
2-3-0		0-2-0		0-1-0		AWAY		0-0-0		0-0-0		2-0-0											
0-0-1		0-0-0		0-0-0		NEUTRAL		0-0-1		0-0-0		0-0-0											
5-5-1		0-2-0		0-1-0		NON-CONFERENCE		1-1-1		1-1-0		3-0-0											
3-2-0		0-0-0		0-0-0		HOME		1-1-0		1-1-0		1-0-0											
2-3-0		0-2-0		0-0-		AWAY		0-0-0		0-0-0		2-0-0											
0-0-1		0-0-0		0-0-0		NEUTRAL		0-0-1		0-0-0		0-0-0											
0-0-0		0-0-0		0-0-0		CONFERENCE		0-0-0		0-0-0		0-0-0											
0-0-0		0-0-0		0-0-0		HOME		0-0-0		0-0-0		0-0-0											
0-0-0		0-0-0		0-0-0		AWAY		0-0-0		0-0-0		0-0-0											
0-0-0		0-0-0		0-0-0		NEUTRAL		0-0-0		0-0-0		0-0-0											
RPI	S	Opponent		Score		RPI	S	Opponent		Score		RPI	S	Opponent		Score							
15	A	Santa Clara		2	3	38	A	Arizona St.		0	4	67	N	Arizona		1	1	114	H	San Francisco		0	1
21	A	Arkansas		0	1							90	H	Purdue		4	1	124	H	Illinois St.		2	0
												92	H	San Diego		0	2	216	A	Missouri St.		1	0
																		242	A	South Dakota St.		2	1
																		305	H	Pacific		3	0

Average RPI Win: 227		WON-LOST	WINNING	LAST 10	STRENGTH OF	OPP. STRENGTH	TEAM	ADJ	CONF.	ADJ CONF.			
Average RPI Loss: 98		RECORD	PCT. RANK	GAMES	SCHEDULE	OF SCHEDULE	RPI	RPI	RPI	RPI			
DIV. I ONLY		8-3-0	.72727	47	6-3-0	179	227	106	.53964	108	12	12	
DIV. I NON-CONF.		7-2-0	.77778	45	5-2-0	187	228	93	.54789	94	12	12	

TOTALS		RPI 1-25		RPI 26-50		W-L RECORDS		RPI 51-100		RPI 101-150		RPI 150+	
8-3-0		0-0-0		0-0-0		OVERALL		0-2-0		1-0-0		7-1-0	
4-3-0		0-0-0		0-0-0		HOME		0-2-0		1-0-0		3-1-0	
4-0-0		0-0-0		0-0-0		AWAY		0-0-0		0-0-0		4-0-0	
0-0-0		0-0-0		0-0-0		NEUTRAL		0-0-0		0-0-0		0-0-0	
7-2-0		0-0-0		0-0-0		NON-CONFERENCE		0-2-0		0-0-0		7-0-0	
3-2-0		0-0-0		0-0-0		HOME		0-2-0		0-0-0		3-0-0	
4-0-0		0-0-0		0-0-		AWAY		0-0-0		0-0-0		4-0-0	
0-0-0		0-0-0		0-0-0		NEUTRAL		0-0-0		0-0-0		0-0-0	
1-1-0		0-0-0		0-0-0		CONFERENCE		0-0-0		1-0-0		0-1-0	
1-1-0		0-0-0		0-0-0		HOME		0-0-0		1-0-0		0-1-0	
0-0-0		0-0-0		0-0-0		AWAY		0-0-0		0-0-0		0-0-0	
0-0-0		0-0-0		0-0-0		NEUTRAL		0-0-0		0-0-0		0-0-0	
RPI	S	Opponent		Score	RPI	S	Opponent		Score	RPI	S	Opponent	Score

Non-Div. I Games: Abilene Christian 1 1

UTEP

Average RPI Win: 217		WON-LOST	WINNING	LAST 10	STRENGTH OF		OPP. STRENGTH	TEAM	ADJ		CONF.	ADJ CONF.
Average RPI Loss: 82		RECORD	PCT. RANK	GAMES	SCHEDULE		OF SCHEDULE	RPI	RPI		RPI	RPI
DIV. I ONLY		8-3-0	.72727	47	7-3-0		200	180	109		12	12
DIV. I NON-CONF.		7-2-0	.77778	45	6-2-0		226	213	106		12	12
TOTALS		RPI 1-25	RPI 26-50		W-L RECORDS		RPI 51-100		RPI 101-150		RPI 150+	
8-3-0		0-0-0	0-1-0		OVERALL		1-1-0		1-1-0		6-0-0	
2-1-0		0-0-0	0-1-0		HOME		0-0-0		0-0-0		2-0-0	
5-2-0		0-0-0	0-0-0		AWAY		1-1-0		1-1-0		3-0-0	
1-0-0		0-0-0	0-0-0		NEUTRAL		0-0-0		0-0-0		1-0-0	
7-2-0		0-0-0	0-1-0		NON-CONFERENCE		0-1-0		1-0-0		6-0-0	
2-1-0		0-0-0	0-1-0		HOME		0-0-0		0-0-0		2-0-0	
4-1-0		0-0-0	0-0-		AWAY		0-1-0		1-0-0		3-0-0	
1-0-0		0-0-0	0-0-0		NEUTRAL		0-0-0		0-0-0		1-0-0	
1-1-0		0-0-0	0-0-0		CONFERENCE		1-0-0		0-1-0		0-0-0	
0-0-0		0-0-0	0-0-0		HOME		0-0-0		0-0-0		0-0-0	
1-1-0		0-0-0	0-0-0		AWAY		1-0-0		0-1-0		0-0-0	
0-0-0		0-0-0	0-0-0		NEUTRAL		0-0-0		0-0-0		0-0-0	
RPI S	Opponent	Score	RPI S	Opponent	Score	RPI S	Opponent	Score	RPI S	Opponent	Score	
			41 H	Ole Miss	2 5	77 A	Alabama	0 1	129 A	Middle Tenn.	0 2	
						84 A	Marshall	1 0	134 A	Vanderbilt	3 1	
									152 H	South Ala.	3 2	
									177 A	Coastal Caro.	3 1	
									273 A	UALR	3 1	
									292 H	Troy	6 2	
									301 A	South Carolina St.	3 2	
									322 N	Francis Marion	2 0	
LAST 10 GAMES												
			84 A	Marshall	1 0	152 H	South Ala.	3 2				
			129 A	Middle Tenn.	0 2	292 H	Troy	6 2				
			273 A	UALR	3 1	301 A	South Carolina St.	3 2				
			77 A	Alabama	0 1	322 N	Francis Marion	2 0				
			177 A	Coastal Caro.	3 1	41 H	Ole Miss	2 5				

Non-Div. I Games:

UAB

Average RPI Win: 222		WON-LOST RECORD		WINNING PCT. RANK		LAST 10 GAMES		STRENGTH OF SCHEDULE		OPP. STRENGTH OF SCHEDULE		TEAM RPI		ADJ RPI		CONF. RPI		ADJ CONF. RPI		
DIV. I ONLY		6-4-2		.58333 124		5-3-2		111		152		110		.539 110		16		16		
DIV. I NON-CONF.		5-3-2		.6 111		4-2-2		119		207		110		.53461 111		16		16		
TOTALS		RPI 1-25		RPI 26-50		W-L RECORDS		RPI 51-100		RPI 101-150		RPI 150+								
6-4-2		0-1-0		0-1-0		OVERALL		1-2-0		1-0-1		4-0-1								
3-1-0		0-0-0		0-0-0		HOME		1-1-0		1-0-0		1-0-0								
3-3-1		0-1-0		0-1-0		AWAY		0-1-0		0-0-0		3-0-1								
0-0-1		0-0-0		0-0-0		NEUTRAL		0-0-0		0-0-1		0-0-0								
5-3-2		0-1-0		0-1-0		NON-CONFERENCE		0-1-0		1-0-1		4-0-1								
2-0-0		0-0-0		0-0-0		HOME		0-0-0		1-0-0		1-0-0								
3-3-1		0-1-0		0-0-		AWAY		0-1-0		0-0-0		3-0-1								
0-0-1		0-0-0		0-0-0		NEUTRAL		0-0-0		0-0-1		0-0-0								
1-1-0		0-0-0		0-0-0		CONFERENCE		1-1-0		0-0-0		0-0-0								
1-1-0		0-0-0		0-0-0		HOME		1-1-0		0-0-0		0-0-0								
0-0-0		0-0-0		0-0-0		AWAY		0-0-0		0-0-0		0-0-0								
0-0-0		0-0-0		0-0-0		NEUTRAL		0-0-0		0-0-0		0-0-0								
RPI S	Opponent		Score		RPI S	Opponent		Score		RPI S	Opponent		Score		RPI S	Opponent		Score		
19 A	Colorado		1	3	33 A	Washington St.		0	2	54 A	UC Irvine		0	2	125 N	Northern Colo.		1	1	
										57 H	Utah St.		1	2	146 H	Portland St.		5	0	
										75 H	Boise St.		2	1	179 A	Northern Ariz.		0	0	
															263 H	LIU Brooklyn		3	2	
															272 A	UC Riverside		3	2	
															284 A	Sacramento St.		1	0	
															290 A	Idaho		1	0	
										LAST 10 GAMES										
						57 H	Utah St.		1	2	33 A	Washington St.		0	2					
						75 H	Boise St.		2	1	179 A	Northern Ariz.		0	0					
						19 A	Colorado		1	3	284 A	Sacramento St.		1	0					
						125 N	Northern Colo.		1	1	263 H	LIU Brooklyn		3	2					
						290 A	Idaho		1	0	146 H	Portland St.		5	0					

Non-Div. I Games:

UNLV

Average RPI Win: 206		WON-LOST RECORD	WINNING PCT. RANK		LAST 10 GAMES	STRENGTH OF SCHEDULE	OPP. STRENGTH OF SCHEDULE	TEAM RPI	ADJ RPI	CONF. RPI	ADJ CONF. RPI				
Average RPI Loss: 76															
DIV. I ONLY		7-3-2	.66667	73	6-2-2	199	91	111	.53719	111	5	5			
DIV. I NON-CONF.		7-1-2	.8	37	6-0-2	174	119	68	.57359	68	6	6			
<hr/>															
TOTALS		RPI 1-25		RPI 26-50		W-L RECORDS		RPI 51-100		RPI 101-150		RPI 150+			
7-3-2		0-0-0		1-1-0		OVERALL		0-2-0		0-0-2		6-0-0			
2-0-2		0-0-0		1-0-0		HOME		0-0-0		0-0-2		1-0-0			
5-3-0		0-0-0		0-1-0		AWAY		0-2-0		0-0-0		5-0-0			
0-0-0		0-0-0		0-0-0		NEUTRAL		0-0-0		0-0-0		0-0-0			
<hr/>															
7-1-2		0-0-0		1-1-0		NON-CONFERENCE		0-0-0		0-0-2		6-0-0			
2-0-2		0-0-0		1-0-0		HOME		0-0-0		0-0-2		1-0-0			
5-1-0		0-0-0		0-0-		AWAY		0-0-0		0-0-0		5-0-0			
0-0-0		0-0-0		0-0-0		NEUTRAL		0-0-0		0-0-0		0-0-0			
<hr/>															
0-2-0		0-0-0		0-0-0		CONFERENCE		0-2-0		0-0-0		0-0-0			
0-0-0		0-0-0		0-0-0		HOME		0-0-0		0-0-0		0-0-0			
0-2-0		0-0-0		0-0-0		AWAY		0-2-0		0-0-0		0-0-0			
0-0-0		0-0-0		0-0-0		NEUTRAL		0-0-0		0-0-0		0-0-0			
<hr/>															
RPI	S	Opponent	Score	RPI	S	Opponent	Score	RPI	S	Opponent	Score	RPI	S	Opponent	Score
				29	H	Michigan	1 0	86	A	Seton Hall	1 3	105	H	Seattle	1 1
				42	A	Louisville	0 2	100	A	Villanova	0 2	116	H	Eastern Mich.	1 1
												151	A	Wright St.	4 3
												199	A	IUPUI	1 0
												224	A	Indiana St.	3 0
												270	H	Northern Ky.	3 0
												285	A	Bowling Green	2 1
												286	A	IPFW	2 0
<hr/>															
LAST 10 GAMES															
				86	A	Seton Hall	1 3	116	H	Eastern Mich.	1 1				
				100	A	Villanova	0 2	105	H	Seattle	1 1				
				199	A	IUPUI	1 0	286	A	IPFW	2 0				
				151	A	Wright St.	4 3	285	A	Bowling Green	2 1				
				29	H	Michigan	1 0	270	H	Northern Ky.	3 0				

Non-Div. I Games:

Butler

Average RPI Win: 142		WON-LOST	WINNING		LAST 10	STRENGTH OF		OPP. STRENGTH	TEAM	ADJ	CONF.	ADJ CONF.					
Average RPI Loss: 81		RECORD	PCT. RANK		GAMES	SCHEDULE		OF SCHEDULE	RPI	RPI	RPI	RPI					
DIV. I ONLY		4-4-0	.5	146	1-0-0	101		63	113	.53507	112	11	11				
DIV. I NON-CONF.		4-4-0	.5	146	1-0-0	98		60	111	.53507	110	10	10				
<hr/>																	
TOTALS		RPI 1-25		RPI 26-50		W-L RECORDS		RPI 51-100		RPI 101-150		RPI 150+					
4-4-0		0-1-0		0-0-0		OVERALL		1-2-0		1-1-0		2-0-0					
1-3-0		0-1-0		0-0-0		HOME		0-1-0		0-1-0		1-0-0					
3-1-0		0-0-0		0-0-0		AWAY		1-1-0		1-0-0		1-0-0					
0-0-0		0-0-0		0-0-0		NEUTRAL		0-0-0		0-0-0		0-0-0					
4-4-0		0-1-0		0-0-0		NON-CONFERENCE		1-2-0		1-1-0		2-0-0					
1-3-0		0-1-0		0-0-0		HOME		0-1-0		0-1-0		1-0-0					
3-1-0		0-0-0		0-0-		AWAY		1-1-0		1-0-0		1-0-0					
0-0-0		0-0-0		0-0-0		NEUTRAL		0-0-0		0-0-0		0-0-0					
0-0-0		0-0-0		0-0-0		CONFERENCE		0-0-0		0-0-0		0-0-0					
0-0-0		0-0-0		0-0-0		HOME		0-0-0		0-0-0		0-0-0					
0-0-0		0-0-0		0-0-0		AWAY		0-0-0		0-0-0		0-0-0					
0-0-0		0-0-0		0-0-0		NEUTRAL		0-0-0		0-0-0		0-0-0					
RPI	S	Opponent		Score		RPI	S	Opponent		Score		RPI	S	Opponent		Score	
14	H	UCF		0 2								67	A	Arizona		1 4	
												71	A	Oregon		1 0	
												96	H	UNC Greensboro		0 1	
												141	A	Oregon St.		1 0	
												146	H	Portland St.		0 2	
												176	H	Idaho St.		4 1	
												179	A	Northern Ariz.		1 0	
<hr/>																	
LAST 10 GAMES																	
						179	A	Northern Ariz.		1 0		71	A	Oregon		1 0	
						67	A	Arizona		1 4		14	H	UCF		0 2	
						146	H	Portland St.		0 2		96	H	UNC Greensboro		0 1	
						176	H	Idaho St.		4 1							
						141	A	Oregon St.		1 0							

Non-Div. I Games: Hawaii Pacific 1 0

Hawaii

Average RPI Win:		185	WON-LOST RECORD		WINNING PCT. RANK		LAST 10 GAMES		STRENGTH OF SCHEDULE		OPP. STRENGTH OF SCHEDULE		TEAM RPI		ADJ RPI		CONF. RPI		ADJ CONF. RPI				
DIV. I ONLY			5-3-2		.6 104		5-3-2		164		75		114		.53238 114		8		8				
DIV. I NON-CONF.			5-3-2		.6 111		5-3-2		163		70		113		.53238 114		8		8				
TOTALS		RPI 1-25		RPI 26-50		W-L RECORDS		RPI 51-100		RPI 101-150		RPI 150+											
5-3-2		0-1-0		0-1-0		OVERALL		0-0-1		1-0-1		4-1-0											
4-1-0		0-0-0		0-0-0		HOME		0-0-0		0-0-0		4-1-0											
1-1-2		0-0-0		0-1-0		AWAY		0-0-1		1-0-1		0-0-0											
0-1-0		0-1-0		0-0-0		NEUTRAL		0-0-0		0-0-0		0-0-0											
5-3-2		0-1-0		0-1-0		NON-CONFERENCE		0-0-1		1-0-1		4-1-0											
4-1-0		0-0-0		0-0-0		HOME		0-0-0		0-0-0		4-1-0											
1-1-2		0-0-0		0-0-		AWAY		0-0-1		1-0-1		0-0-0											
0-1-0		0-1-0		0-0-0		NEUTRAL		0-0-0		0-0-0		0-0-0											
0-0-0		0-0-0		0-0-0		CONFERENCE		0-0-0		0-0-0		0-0-0											
0-0-0		0-0-0		0-0-0		HOME		0-0-0		0-0-0		0-0-0											
0-0-0		0-0-0		0-0-0		AWAY		0-0-0		0-0-0		0-0-0											
0-0-0		0-0-0		0-0-0		NEUTRAL		0-0-0		0-0-0		0-0-0											
RPI	S	Opponent		Score		RPI	S	Opponent		Score		RPI	S	Opponent		Score							
18	N	Nebraska		0	3	36	A	Long Beach St.		0	1	71	A	Oregon		1	1	107	A	Kansas	1	0	
																		146	A	Portland St.	0	0	
																		156	H	Detroit	0	1	
																		158	H	UC Davis	1	0	
																		165	H	Harvard	1	0	
																		185	H	Nevada	2	0	
																		310	H	San Jose St.	2	1	

Average RPI Win:	213	WON-LOST	WINNING	LAST 10	STRENGTH OF	OPP. STRENGTH	TEAM	ADJ	CONF.	ADJ CONF.					
Average RPI Loss:	104	RECORD	PCT. RANK	GAMES	SCHEDULE	OF SCHEDULE	RPI	RPI	RPI	RPI					
DIV. I ONLY		7-3-0	.7	58	7-3-0	203	179	115	.53161	115	26	26			
DIV. I NON-CONF.		5-3-0	.625	95	5-3-0	177	105	121	.52935	120	27	27			
<hr/>															
TOTALS	RPI 1-25	RPI 26-50		W-L RECORDS		RPI 51-100		RPI 101-150		RPI 150+					
7-3-0	0-0-0	0-0-0		OVERALL		1-2-0		1-1-0		5-0-0					
4-1-0	0-0-0	0-0-0		HOME		0-1-0		0-0-0		4-0-0					
3-2-0	0-0-0	0-0-0		AWAY		1-1-0		1-1-0		1-0-0					
0-0-0	0-0-0	0-0-0		NEUTRAL		0-0-0		0-0-0		0-0-0					
<hr/>															
5-3-0	0-0-0	0-0-0		NON-CONFERENCE		1-2-0		1-1-0		3-0-0					
2-1-0	0-0-0	0-0-0		HOME		0-1-0		0-0-0		2-0-0					
3-2-0	0-0-0	0-0-		AWAY		1-1-0		1-1-0		1-0-0					
0-0-0	0-0-0	0-0-0		NEUTRAL		0-0-0		0-0-0		0-0-0					
<hr/>															
2-0-0	0-0-0	0-0-0		CONFERENCE		0-0-0		0-0-0		2-0-0					
2-0-0	0-0-0	0-0-0		HOME		0-0-0		0-0-0		2-0-0					
0-0-0	0-0-0	0-0-0		AWAY		0-0-0		0-0-0		0-0-0					
0-0-0	0-0-0	0-0-0		NEUTRAL		0-0-0		0-0-0		0-0-0					
<hr/>															
RPI	S	Opponent	Score	RPI	S	Opponent	Score	RPI	S	Opponent	Score				
				84 H Marshall				0	1	130 A Charlotte				0	1
				96 A UNC Greensboro				1	0	135 A Drexel				3	0
				97 A Elon				0	2	163 A Saint Joseph's				3	0
										228 H American				2	0
										280 H Old Dominion				2	0
										294 H Campbell				7	0
										295 H Charleston So.				1	0
<hr/>															
				LAST 10 GAMES											
97 A Elon				0	2	294 H Campbell				7	0				
84 H Marshall				0	1	295 H Charleston So.				1	0				
96 A UNC Greensboro				1	0	228 H American				2	0				
163 A Saint Joseph's				3	0	280 H Old Dominion				2	0				
135 A Drexel				3	0	130 A Charlotte				0	1				

Non-Div. I Games:

Liberty

Average RPI Win: 234		WON-LOST	WINNING	LAST 10	STRENGTH OF		OPP. STRENGTH	TEAM	ADJ	CONF.	ADJ CONF.
Average RPI Loss: 46		RECORD	PCT. RANK	GAMES	SCHEDULE		OF SCHEDULE	RPI	RPI	RPI	RPI
DIV. I ONLY		5-4-1	.55	129	5-4-1		116	142	116	.53155	116
DIV. I NON-CONF.		3-4-1	.4375	198	3-4-1		41	121	102	.53982	103
TOTALS		RPI 1-25	RPI 26-50		W-L RECORDS		RPI 51-100		RPI 101-150		RPI 150+
5-4-1	0-0-0	0-3-0		OVERALL		0-1-0		0-0-1		5-0-0	
5-1-0	0-0-0	0-0-0		HOME		0-1-0		0-0-0		5-0-0	
0-3-1	0-0-0	0-3-0		AWAY		0-0-0		0-0-1		0-0-0	
0-0-0	0-0-0	0-0-0		NEUTRAL		0-0-0		0-0-0		0-0-0	
3-4-1	0-0-0	0-3-0		NON-CONFERENCE		0-1-0		0-0-1		3-0-0	
3-1-0	0-0-0	0-0-0		HOME		0-1-0		0-0-0		3-0-0	
0-3-1	0-0-0	0-0-		AWAY		0-0-0		0-0-1		0-0-0	
0-0-0	0-0-0	0-0-0		NEUTRAL		0-0-0		0-0-0		0-0-0	
2-0-0	0-0-0	0-0-0		CONFERENCE		0-0-0		0-0-0		2-0-0	
2-0-0	0-0-0	0-0-0		HOME		0-0-0		0-0-0		2-0-0	
0-0-0	0-0-0	0-0-0		AWAY		0-0-0		0-0-0		0-0-0	
0-0-0	0-0-0	0-0-0		NEUTRAL		0-0-0		0-0-0		0-0-0	
RPI S	Opponent	Score	RPI S	Opponent	Score	RPI S	Opponent	Score	RPI S	Opponent	Score
			29 A	Michigan	1 2	63 H	Michigan St.	2 3	111 A	Butler	1 1
			43 A	Indiana	0 1				156 H	Detroit	3 2
			47 A	Ohio St.	1 2				224 H	Indiana St.	4 0
									230 H	Toledo	4 3
									260 H	Stetson	5 1
									300 H	Northern Ill.	4 1
LAST 10 GAMES											
			224 H	Indiana St.	4 0		230 H	Toledo	4 3		
			260 H	Stetson	5 1		300 H	Northern Ill.	4 1		
			63 H	Michigan St.	2 3		29 A	Michigan	1 2		
			111 A	Butler	1 1		47 A	Ohio St.	1 2		
			43 A	Indiana	0 1		156 H	Detroit	3 2		

Non-Div. I Games:

Eastern Mich.

Average RPI Win:		269	WON-LOST RECORD		WINNING PCT. RANK		LAST 10 GAMES		STRENGTH OF SCHEDULE		OPP. STRENGTH OF SCHEDULE		TEAM RPI		ADJ RPI		CONF. RPI		ADJ CONF. RPI	
DIV. I ONLY			6-6-0		.5 146		4-6-0		75		173		117		.53091 117		6		6	
DIV. I NON-CONF.			6-4-0		.6 111		4-4-0		121		200		111		.53327 112		5		5	
TOTALS		RPI 1-25		RPI 26-50		W-L RECORDS		RPI 51-100		RPI 101-150		RPI 150+								
6-6-0		0-2-0		0-2-0		OVERALL		0-1-0		0-1-0		6-0-0								
2-2-0		0-0-0		0-2-0		HOME		0-0-0		0-0-0		2-0-0								
4-4-0		0-2-0		0-0-0		AWAY		0-1-0		0-1-0		4-0-0								
0-0-0		0-0-0		0-0-0		NEUTRAL		0-0-0		0-0-0		0-0-0								
6-4-0		0-2-0		0-1-0		NON-CONFERENCE		0-0-0		0-1-0		6-0-0								
2-1-0		0-0-0		0-1-0		HOME		0-0-0		0-0-0		2-0-0								
4-3-0		0-2-0		0-0-		AWAY		0-0-0		0-1-0		4-0-0								
0-0-0		0-0-0		0-0-0		NEUTRAL		0-0-0		0-0-0		0-0-0								
0-2-0		0-0-0		0-1-0		CONFERENCE		0-1-0		0-0-0		0-0-0								
0-1-0		0-0-0		0-1-0		HOME		0-0-0		0-0-0		0-0-0								
0-1-0		0-0-0		0-0-0		AWAY		0-1-0		0-0-0		0-0-0								
0-0-0		0-0-0		0-0-0		NEUTRAL		0-0-0		0-0-0		0-0-0								
RPI	S	Opponent		Score		RPI	S	Opponent		Score		RPI	S	Opponent		Score				
2	A	Stanford		1	3	28	H	Minnesota		0	1	60	A	Texas		1	3			
15	A	Santa Clara		1	5	30	H	Texas Tech		1	2			103 A Iowa		0	3			
														187 A Saint Louis		2	0			
														242 A South Dakota St.		2	1			
														267 A South Dakota		3	1			
														289 H Western Ill.		2	0			
														303 H North Dakota		4	0			
														324 A UNI		2	0			
LAST 10 GAMES																				
		187 A Saint Louis		2	0			60 A Texas		1	3									
		324 A UNI		2	0			30 H Texas Tech		1	2									
		2 A Stanford		1	3			103 A Iowa		0	3									
		15 A Santa Clara		1	5			28 H Minnesota		0	1									
		303 H North Dakota		4	0			289 H Western Ill.		2	0									

Non-Div. I Games:

Iowa St.

Average RPI Win: 200		WON-LOST	WINNING	LAST 10	STRENGTH OF		OPP. STRENGTH	TEAM	ADJ	CONF.	ADJ CONF.
Average RPI Loss: 26		RECORD	PCT. RANK	GAMES	SCHEDULE		OF SCHEDULE	RPI	RPI	RPI	RPI
DIV. I ONLY		4-7-1	.375	225	3-6-1		55	42	118	.52992	118
DIV. I NON-CONF.		4-1-1	.75	51	3-0-1		195	187	98	.54373	99
TOTALS		RPI 1-25	RPI 26-50		W-L RECORDS		RPI 51-100		RPI 101-150		RPI 150+
4-7-1		0-4-0	0-1-0		OVERALL		0-2-0		0-0-0		4-0-1
3-4-0		0-3-0	0-0-0		HOME		0-1-0		0-0-0		3-0-0
1-3-1		0-1-0	0-1-0		AWAY		0-1-0		0-0-0		1-0-1
0-0-0		0-0-0	0-0-0		NEUTRAL		0-0-0		0-0-0		0-0-0
4-1-1		0-0-0	0-1-0		NON-CONFERENCE		0-0-0		0-0-0		4-0-1
3-0-0		0-0-0	0-0-0		HOME		0-0-0		0-0-0		3-0-0
1-1-1		0-0-0	0-0-		AWAY		0-0-0		0-0-0		1-0-1
0-0-0		0-0-0	0-0-0		NEUTRAL		0-0-0		0-0-0		0-0-0
0-6-0		0-4-0	0-0-0		CONFERENCE		0-2-0		0-0-0		0-0-0
0-4-0		0-3-0	0-0-0		HOME		0-1-0		0-0-0		0-0-0
0-2-0		0-1-0	0-0-0		AWAY		0-1-0		0-0-0		0-0-0
0-0-0		0-0-0	0-0-0		NEUTRAL		0-0-0		0-0-0		0-0-0
RPI S	Opponent	Score	RPI S	Opponent	Score	RPI S	Opponent	Score	RPI S	Opponent	Score
1 H	Virginia	1 3	47 A	Ohio St.	0 2	51 A	Clemson	0 2	154 H	Central Mich.	1 0
4 H	North Carolina	0 1				56 H	North Carolina St.	0 1	204 A	Duquesne	1 0
12 A	Notre Dame	0 3							212 H	Bucknell	3 0
13 H	Boston College	0 3							230 H	Toledo	1 0
									259 A	Robert Morris	1 1
LAST 10 GAMES											
1 H	Virginia	1 3	12 A	Notre Dame	0 3						
51 A	Clemson	0 2	4 H	North Carolina	0 1						
56 H	North Carolina St.	0 1	259 A	Robert Morris	1 1						
13 H	Boston College	0 3	154 H	Central Mich.	1 0						
230 H	Toledo	1 0	212 H	Bucknell	3 0						

Non-Div. I Games:

Pittsburgh

Average RPI Win:		175	WON-LOST RECORD		WINNING PCT. RANK		LAST 10 GAMES		STRENGTH OF SCHEDULE		OPP. STRENGTH OF SCHEDULE		TEAM RPI		ADJ RPI		CONF. RPI		ADJ CONF. RPI			
DIV. I ONLY			5-7-0		.41667 204		5-5-0		53		132		119		.52849 119		7 7					
DIV. I NON-CONF.			4-6-0		.4 215		4-4-0		69		167		134		.50773 135		7 7					
TOTALS		RPI 1-25		RPI 26-50		W-L RECORDS		RPI 51-100		RPI 101-150		RPI 150+										
5-7-0		0-1-0		0-2-0		OVERALL		1-2-0		2-1-0		2-1-0										
3-1-0		0-0-0		0-1-0		HOME		1-0-0		0-0-0		2-0-0										
1-6-0		0-1-0		0-1-0		AWAY		0-2-0		1-1-0		0-1-0										
1-0-0		0-0-0		0-0-0		NEUTRAL		0-0-0		1-0-0		0-0-0										
4-6-0		0-1-0		0-1-0		NON-CONFERENCE		0-2-0		2-1-0		2-1-0										
2-0-0		0-0-0		0-0-0		HOME		0-0-0		0-0-0		2-0-0										
1-6-0		0-1-0		0-0-		AWAY		0-2-0		1-1-0		0-1-0										
1-0-0		0-0-0		0-0-0		NEUTRAL		0-0-0		1-0-0		0-0-0										
1-1-0		0-0-0		0-1-0		CONFERENCE		1-0-0		0-0-0		0-0-0										
1-1-0		0-0-0		0-1-0		HOME		1-0-0		0-0-0		0-0-0										
0-0-0		0-0-0		0-0-0		AWAY		0-0-0		0-0-0		0-0-0										
0-0-0		0-0-0		0-0-0		NEUTRAL		0-0-0		0-0-0		0-0-0										
RPI	S	Opponent			Score		RPI	S	Opponent			Score		RPI	S	Opponent			Score			
18	A	Nebraska			1	4	26	H	Rutgers			0	1	59	A	Miami (FL)			0	2		
						36	A	Long Beach St.			1	4	65	H	Memphis			3	2			
													76	A	Xavier			0	3			
																		113	A	Dayton	1	3
																		122	N	Cornell	1	0
																		145	A	Providence	3	0
																		172	A	UC Santa Barbara	0	1
																		221	H	Kent St.	2	1
																		323	H	UMass Lowell	4	1
LAST 10 GAMES																						
						145	A	Providence			3	0	65	H	Memphis			3	2			
						122	N	Cornell			1	0	26	H	Rutgers			0	1			
						221	H	Kent St.			2	1	36	A	Long Beach St.			1	4			
						76	A	Xavier			0	3	323	H	UMass Lowell			4	1			
						172	A	UC Santa Barbara			0	1	113	A	Dayton			1	3			

Non-Div. I Games:

Cincinnati

TCU

TCU

Average RPI Win:		176	WON-LOST RECORD		WINNING PCT. RANK		LAST 10 GAMES		STRENGTH OF SCHEDULE		OPP. STRENGTH OF SCHEDULE		TEAM RPI		ADJ RPI		CONF. RPI		ADJ CONF. RPI				
DIV. I ONLY			3-7-1		.31818 257		3-6-1		26		83		120		.52717 121		17		17				
DIV. I NON-CONF.			2-7-1		.25 275		2-6-1		25		49		129		.51203 129		17		17				
TOTALS		RPI 1-25		RPI 26-50		W-L RECORDS		RPI 51-100		RPI 101-150		RPI 150+											
3-7-1		0-1-0		0-3-0		OVERALL		0-3-0		1-0-1		2-0-0											
1-3-0		0-1-0		0-1-0		HOME		0-1-0		0-0-0		1-0-0											
2-4-0		0-0-0		0-2-0		AWAY		0-2-0		1-0-0		1-0-0											
0-0-1		0-0-0		0-0-0		NEUTRAL		0-0-0		0-0-1		0-0-0											
2-7-1		0-1-0		0-3-0		NON-CONFERENCE		0-3-0		1-0-1		1-0-0											
0-3-0		0-1-0		0-1-0		HOME		0-1-0		0-0-0		0-0-0											
2-4-0		0-0-0		0-0-		AWAY		0-2-0		1-0-0		1-0-0											
0-0-1		0-0-0		0-0-0		NEUTRAL		0-0-0		0-0-1		0-0-0											
1-0-0		0-0-0		0-0-0		CONFERENCE		0-0-0		0-0-0		1-0-0											
1-0-0		0-0-0		0-0-0		HOME		0-0-0		0-0-0		1-0-0											
0-0-0		0-0-0		0-0-0		AWAY		0-0-0		0-0-0		0-0-0											
0-0-0		0-0-0		0-0-0		NEUTRAL		0-0-0		0-0-0		0-0-0											
RPI	S	Opponent		Score		RPI	S	Opponent		Score		RPI	S	Opponent		Score							
22	H	Marquette		0	5	29	A	Michigan		0	3	59	H	Miami (FL)		1	2	124	A	Illinois St.	2	1	
						37	A	Wisconsin		0	3	63	A	Michigan St.		2	5	134	N	Vanderbilt	4	4	
						43	H	Indiana		1	3	73	A	DePaul		0	1	196	H	Valparaiso	3	2	
																		207	A	Miami (OH)	4	3	
						LAST 10 GAMES																	
						124	A	Illinois St.		2	1	196	H	Valparaiso		3	2						
						37	A	Wisconsin		0	3	22	H	Marquette		0	5						
						207	A	Miami (OH)		4	3	59	H	Miami (FL)		1	2						
						134	N	Vanderbilt		4	4	43	H	Indiana		1	3						
						73	A	DePaul		0	1	63	A	Michigan St.		2	5						

Non-Div. I Games:

Milwaukee

Average RPI Win: 231		WON-LOST RECORD	WINNING PCT. RANK		LAST 10 GAMES	STRENGTH OF SCHEDULE	OPP. STRENGTH OF SCHEDULE	TEAM RPI	ADJ RPI	CONF. RPI	ADJ CONF. RPI			
Average RPI Loss: 107														
DIV. I ONLY		6-2-1	.72222	54	6-2-1	227	183	121	.52553	122	10	10		
DIV. I NON-CONF.		5-2-1	.6875	67	5-2-1	262	172	138	.50415	139	11	11		
<hr/>														
TOTALS		RPI 1-25		RPI 26-50		W-L RECORDS		RPI 51-100		RPI 101-150		RPI 150+		
6-2-1		0-0-0		0-0-0		OVERALL		0-1-0		0-1-0		6-0-1		
5-1-0		0-0-0		0-0-0		HOME		0-1-0		0-0-0		5-0-0		
1-0-1		0-0-0		0-0-0		AWAY		0-0-0		0-0-0		1-0-1		
0-1-0		0-0-0		0-0-0		NEUTRAL		0-0-0		0-1-0		0-0-0		
5-2-1		0-0-0		0-0-0		NON-CONFERENCE		0-1-0		0-1-0		5-0-1		
4-1-0		0-0-0		0-0-0		HOME		0-1-0		0-0-0		4-0-0		
1-0-1		0-0-0		0-0-		AWAY		0-0-0		0-0-0		1-0-1		
0-1-0		0-0-0		0-0-0		NEUTRAL		0-0-0		0-1-0		0-0-0		
1-0-0		0-0-0		0-0-0		CONFERENCE		0-0-0		0-0-0		1-0-0		
1-0-0		0-0-0		0-0-0		HOME		0-0-0		0-0-0		1-0-0		
0-0-0		0-0-0		0-0-0		AWAY		0-0-0		0-0-0		0-0-0		
0-0-0		0-0-0		0-0-0		NEUTRAL		0-0-0		0-0-0		0-0-0		
RPI	S	Opponent		Score	RPI	S	Opponent		Score	RPI	S	Opponent		Score
							95	H Colgate	0 3			119	N Cincinnati	0 1
												164	H Binghamton	2 0
												188	H Columbia	2 0
												197	A Buffalo	0 0
												232	H Marist	2 1
												246	H NJIT	4 0
												252	A Sacred Heart	1 0
												302	H Albany (NY)	5 4
<hr/>														
LAST 10 GAMES														
							119	N Cincinnati	0 1			188	H Columbia	2 0
							164	H Binghamton	2 0			246	H NJIT	4 0
							302	H Albany (NY)	5 4			95	H Colgate	0 3
							232	H Marist	2 1			252	A Sacred Heart	1 0
							197	A Buffalo	0 0					

Non-Div. I Games:

Cornell

[illegible]

Non-Div. I Games:

San Diego St.

Average RPI Win:		165	WON-LOST RECORD		WINNING PCT. RANK		LAST 10 GAMES		STRENGTH OF SCHEDULE		OPP. STRENGTH OF SCHEDULE		TEAM RPI		ADJ RPI		CONF. RPI		ADJ CONF. RPI	
DIV. I ONLY			6-6-0		.5 146		5-5-0		146		41		127		.52248 124		22		22	
DIV. I NON-CONF.			6-6-0		.5 146		5-5-0		139		32		128		.52248 127		21		21	
TOTALS		RPI 1-25		RPI 26-50		W-L RECORDS		RPI 51-100		RPI 101-150		RPI 150+								
6-6-0		1-0-0		0-3-0		OVERALL		0-1-0		1-2-0		4-0-0								
5-2-0		1-0-0		0-1-0		HOME		0-0-0		0-1-0		4-0-0								
1-4-0		0-0-0		0-2-0		AWAY		0-1-0		1-1-0		0-0-0								
0-0-0		0-0-0		0-0-0		NEUTRAL		0-0-0		0-0-0		0-0-0								
6-6-0		1-0-0		0-3-0		NON-CONFERENCE		0-1-0		1-2-0		4-0-0								
5-2-0		1-0-0		0-1-0		HOME		0-0-0		0-1-0		4-0-0								
1-4-0		0-0-0		0-0-		AWAY		0-1-0		1-1-0		0-0-0								
0-0-0		0-0-0		0-0-0		NEUTRAL		0-0-0		0-0-0		0-0-0								
0-0-0		0-0-0		0-0-0		CONFERENCE		0-0-0		0-0-0		0-0-0								
0-0-0		0-0-0		0-0-0		HOME		0-0-0		0-0-0		0-0-0								
0-0-0		0-0-0		0-0-0		AWAY		0-0-0		0-0-0		0-0-0								
0-0-0		0-0-0		0-0-0		NEUTRAL		0-0-0		0-0-0		0-0-0								
RPI	S	Opponent		Score		RPI	S	Opponent		Score		RPI	S	Opponent		Score				
22	H	Marquette		3	2	28	A	Minnesota		0	4	60	A	Texas		1	2			
						37	H	Wisconsin		1	4			107 A Kansas		0	2			
						46	A	Illinois		1	5			120 A TCU		2	1			
														121 H Milwaukee		1	2			
														169 H Southeast Mo. St.		4	0			
														187 H Saint Louis		4	1			
														207 H Miami (OH)		3	2			
														286 H IPFW		4	0			
LAST 10 GAMES																				
						187	H	Saint Louis		4	1	286	H	IPFW		4	0			
						22	H	Marquette		3	2	107	A	Kansas		0	2			
						169	H	Southeast Mo. St.		4	0	121	H	Milwaukee		1	2			
						60	A	Texas		1	2	46	A	Illinois		1	5			
						120	A	TCU		2	1	28	A	Minnesota		0	4			

Non-Div. I Games:

Illinois St.

Average RPI Win: 214		WON-LOST	WINNING	LAST 10	STRENGTH OF		OPP. STRENGTH	TEAM	ADJ	CONF.	ADJ CONF.
Average RPI Loss: 70		RECORD	PCT. RANK	GAMES	SCHEDULE		OF SCHEDULE	RPI	RPI	RPI	RPI
DIV. I ONLY		4-4-3	.5	146	4-3-3		90	204	124	.52242	125
DIV. I NON-CONF.		4-3-2	.55556	137	4-2-2		72	162	95	.54752	95
TOTALS		RPI 1-25	RPI 26-50		W-L RECORDS		RPI 51-100		RPI 101-150		RPI 150+
4-4-3		0-2-0	0-0-0		OVERALL		1-0-0		0-2-1		3-0-2
1-0-1		0-0-0	0-0-0		HOME		0-0-0		0-0-0		1-0-1
2-2-1		0-0-0	0-0-0		AWAY		0-0-0		0-2-0		2-0-1
1-2-1		0-2-0	0-0-0		NEUTRAL		1-0-0		0-0-1		0-0-0
4-3-2		0-2-0	0-0-0		NON-CONFERENCE		1-0-0		0-1-1		3-0-1
1-0-1		0-0-0	0-0-0		HOME		0-0-0		0-0-0		1-0-1
2-1-0		0-0-0	0-0-		AWAY		0-0-0		0-1-0		2-0-0
1-2-1		0-2-0	0-0-0		NEUTRAL		1-0-0		0-0-1		0-0-0
0-1-1		0-0-0	0-0-0		CONFERENCE		0-0-0		0-1-0		0-0-1
0-0-0		0-0-0	0-0-0		HOME		0-0-0		0-0-0		0-0-0
0-1-1		0-0-0	0-0-0		AWAY		0-0-0		0-1-0		0-0-1
0-0-0		0-0-0	0-0-0		NEUTRAL		0-0-0		0-0-0		0-0-0
RPI S	Opponent	Score		RPI S	Opponent	Score		RPI S	Opponent	Score	
10 N	Denver	0	3					79 N	Stony Brook	1	0
19 N	Colorado	0	3					104 A	Creighton	1	4
								110 N	UNLV	1	1
								146 A	Portland St.	1	3
								239 A	Wyoming	1	0
								253 H	Air Force	1	0
								254 H	New Mexico St.	0	0
								283 A	Neb. Omaha	4	0
								284 A	Sacramento St.	0	0
LAST 10 GAMES											
110 N	UNLV	1	1	284 A	Sacramento St.	0	0				
239 A	Wyoming	1	0	146 A	Portland St.	1	3				
254 H	New Mexico St.	0	0	79 N	Stony Brook	1	0				
253 H	Air Force	1	0	283 A	Neb. Omaha	4	0				
104 A	Creighton	1	4	10 N	Denver	0	3				

Non-Div. I Games:

Northern Colo.

Average RPI Win: 173		WON-LOST	WINNING	LAST 10	STRENGTH OF		OPP. STRENGTH	TEAM	ADJ		CONF.	ADJ CONF.					
Average RPI Loss: 60		RECORD	PCT. RANK	GAMES	SCHEDULE		OF SCHEDULE	RPI	RPI		RPI	RPI					
DIV. I ONLY		5-6-0	.45455	174	5-5-0		103	62	125	.52109	126	11	11				
DIV. I NON-CONF.		5-6-0	.45455	183	5-5-0		100	59	127	.52109	128	10	10				

TOTALS		RPI 1-25		RPI 26-50		W-L RECORDS		RPI 51-100		RPI 101-150		RPI 150+					
5-6-0		0-1-0		0-2-0		OVERALL		1-3-0		1-0-0		3-0-0					
4-1-0		0-0-0		0-0-0		HOME		1-1-0		1-0-0		2-0-0					
1-5-0		0-1-0		0-2-0		AWAY		0-2-0		0-0-0		1-0-0					
0-0-0		0-0-0		0-0-0		NEUTRAL		0-0-0		0-0-0		0-0-0					
5-6-0		0-1-0		0-2-0		NON-CONFERENCE		1-3-0		1-0-0		3-0-0					
4-1-0		0-0-0		0-0-0		HOME		1-1-0		1-0-0		2-0-0					
1-5-0		0-1-0		0-0-		AWAY		0-2-0		0-0-0		1-0-0					
0-0-0		0-0-0		0-0-0		NEUTRAL		0-0-0		0-0-0		0-0-0					
0-0-0		0-0-0		0-0-0		CONFERENCE		0-0-0		0-0-0		0-0-0					
0-0-0		0-0-0		0-0-0		HOME		0-0-0		0-0-0		0-0-0					
0-0-0		0-0-0		0-0-0		AWAY		0-0-0		0-0-0		0-0-0					
0-0-0		0-0-0		0-0-0		NEUTRAL		0-0-0		0-0-0		0-0-0					
RPI	S	Opponent		Score		RPI	S	Opponent		Score		RPI	S	Opponent		Score	
7	A	UCLA		0	3	30	A	Texas Tech		1	3	91	H	Tulsa		1	0
						38	A	Arizona St.		0	2	92	A	San Diego		1	3
												92	H	San Diego		0	2
												99	A	Southern California		1	4
												250	A	Fresno St.		2	1

LAST 10 GAMES																	
250	A	Fresno St.		2	1	167	H	Loyola Marymount		2	1	92	H	San Diego		0	2
141	H	Oregon St.		3	1	91	H	Tulsa		1	0	99	A	Southern California		1	4
30	A	Texas Tech		1	3	7	A	UCLA		0	3						
215	H	Houston		2	1												
92	A	San Diego		1	3												

Non-Div. I Games:

Cal St. Northridge

Average RPI Win:		232	WON-LOST		WINNING		LAST 10		STRENGTH OF		OPP. STRENGTH		TEAM		ADJ		CONF.		ADJ CONF.					
Average RPI Loss:		197	RECORD		PCT. RANK		GAMES		SCHEDULE		OF SCHEDULE		RPI		RPI		RPI		RPI					
DIV. I ONLY			6-1-2		.77778		29		6-1-2		267		193		126		.52099		127		28		28	
DIV. I NON-CONF.			5-1-1		.78571		40		5-1-1		243		232		123		.52737		123		28		28	
TOTALS		RPI 1-25		RPI 26-50		W-L RECORDS		RPI 51-100		RPI 101-150		RPI 150+												
6-1-2		0-0-0		0-0-0		OVERALL		0-0-0		1-0-1		5-1-1												
2-0-1		0-0-0		0-0-0		HOME		0-0-0		0-0-0		2-0-1												
4-1-1		0-0-0		0-0-0		AWAY		0-0-0		1-0-1		3-1-0												
0-0-0		0-0-0		0-0-0		NEUTRAL		0-0-0		0-0-0		0-0-0												
5-1-1		0-0-0		0-0-0		NON-CONFERENCE		0-0-0		1-0-1		4-1-0												
1-0-0		0-0-0		0-0-0		HOME		0-0-0		0-0-0		1-0-0												
4-1-1		0-0-0		0-0-		AWAY		0-0-0		1-0-1		3-1-0												
0-0-0		0-0-0		0-0-0		NEUTRAL		0-0-0		0-0-0		0-0-0												
1-0-1		0-0-0		0-0-0		CONFERENCE		0-0-0		0-0-0		1-0-1												
1-0-1		0-0-0		0-0-0		HOME		0-0-0		0-0-0		1-0-1												
0-0-0		0-0-0		0-0-0		AWAY		0-0-0		0-0-0		0-0-0												
0-0-0		0-0-0		0-0-0		NEUTRAL		0-0-0		0-0-0		0-0-0												
RPI	S	Opponent		Score	RPI	S	Opponent		Score	RPI	S	Opponent		Score										
												128	A	Western Ky.	1	1								
												148	A	Appalachian St.	2	1								
												169	H	Southeast Mo. St.	1	1								
												190	H	UT Martin	2	1								
												197	A	Buffalo	0	1								
												223	A	Lipscomb	2	1								
												264	A	St. Bonaventure	3	2								
												273	H	UALR	3	0								
												296	A	Chattanooga	4	0								
LAST 10 GAMES																								

Non-Div. I Games:

Austin Peay

Average RPI Win:	238	WON-LOST	WINNING	LAST 10	STRENGTH OF	OPP. STRENGTH	TEAM	ADJ	CONF.	ADJ CONF.		
Average RPI Loss:	83	RECORD	PCT. RANK	GAMES	SCHEDULE	OF SCHEDULE	RPI	RPI	RPI	RPI		
DIV. I ONLY		4-3-4	.54545	137	4-2-4	126	188	128	.52059	128	23	23
DIV. I NON-CONF.		2-3-4	.44444	191	2-2-4	110	160	140	.50435	138	23	23
<hr/>												
TOTALS	RPI 1-25	RPI 26-50		W-L RECORDS		RPI 51-100		RPI 101-150		RPI 150+		
4-3-4	0-0-0	0-1-1		OVERALL		0-1-0		0-1-1		4-0-2		
4-2-2	0-0-0	0-1-0		HOME		0-1-0		0-0-1		4-0-1		
0-1-2	0-0-0	0-0-1		AWAY		0-0-0		0-1-0		0-0-1		
0-0-0	0-0-0	0-0-0		NEUTRAL		0-0-0		0-0-0		0-0-0		
<hr/>												
2-3-4	0-0-0	0-1-1		NON-CONFERENCE		0-1-0		0-1-1		2-0-2		
2-2-2	0-0-0	0-1-0		HOME		0-1-0		0-0-1		2-0-1		
0-1-2	0-0-0	0-1-		AWAY		0-0-0		0-1-0		0-0-1		
0-0-0	0-0-0	0-0-0		NEUTRAL		0-0-0		0-0-0		0-0-0		
<hr/>												
2-0-0	0-0-0	0-0-0		CONFERENCE		0-0-0		0-0-0		2-0-0		
2-0-0	0-0-0	0-0-0		HOME		0-0-0		0-0-0		2-0-0		
0-0-0	0-0-0	0-0-0		AWAY		0-0-0		0-0-0		0-0-0		
0-0-0	0-0-0	0-0-0		NEUTRAL		0-0-0		0-0-0		0-0-0		
<hr/>												
RPI	S	Opponent	Score	RPI	S	Opponent	Score	RPI	S	Opponent	Score	
49	A	Tennessee	0 0	65	H	Memphis	0 1	127	H	Austin Peay	1 1	
50	H	Utah	0 2					133	A	Western Caro.	0 2	
								170	H	Rice	0 0	
								223	H	Lipscomb	2 1	
								224	H	Indiana St.	2 1	
								245	H	La.-Lafayette	2 0	
								261	H	La.-Monroe	2 0	
								281	A	Belmont	1 1	
<hr/>												
LAST 10 GAMES												
49	A	Tennessee	0 0	245	H	La.-Lafayette	2 0					
133	A	Western Caro.	0 2	261	H	La.-Monroe	2 0					
65	H	Memphis	0 1	223	H	Lipscomb	2 1					
127	H	Austin Peay	1 1	281	A	Belmont	1 1					
224	H	Indiana St.	2 1	170	H	Rice	0 0					

Non-Div. I Games:

Western Ky.

Average RPI Win:		194	WON-LOST RECORD		WINNING PCT. RANK		LAST 10 GAMES		STRENGTH OF SCHEDULE		OPP. STRENGTH OF SCHEDULE		TEAM RPI		ADJ RPI		CONF. RPI		ADJ CONF. RPI		
DIV. I ONLY			4-4-2		.5	146	4-4-2		147		71		130		.51648		129	12		12	
DIV. I NON-CONF.			3-3-2		.5	146	3-3-2		214		78		167		.48725		162	12		12	
TOTALS		RPI 1-25		RPI 26-50		W-L RECORDS		RPI 51-100		RPI 101-150		RPI 150+									
4-4-2		0-2-0		1-0-0		OVERALL		0-2-0		1-0-0		2-0-2									
4-2-1		0-1-0		1-0-0		HOME		0-1-0		1-0-0		2-0-1									
0-1-1		0-0-0		0-0-0		AWAY		0-1-0		0-0-0		0-0-1									
0-1-0		0-1-0		0-0-0		NEUTRAL		0-0-0		0-0-0		0-0-0									
3-3-2		0-1-0		1-0-0		NON-CONFERENCE		0-2-0		0-0-0		2-0-2									
3-1-1		0-0-0		1-0-0		HOME		0-1-0		0-0-0		2-0-1									
0-1-1		0-0-0		0-0-		AWAY		0-1-0		0-0-0		0-0-1									
0-1-0		0-1-0		0-0-0		NEUTRAL		0-0-0		0-0-0		0-0-0									
1-1-0		0-1-0		0-0-0		CONFERENCE		0-0-0		1-0-0		0-0-0									
1-1-0		0-1-0		0-0-0		HOME		0-0-0		1-0-0		0-0-0									
0-0-0		0-0-0		0-0-0		AWAY		0-0-0		0-0-0		0-0-0									
0-0-0		0-0-0		0-0-0		NEUTRAL		0-0-0		0-0-0		0-0-0									
RPI	S	Opponent		Score		RPI	S	Opponent		Score		RPI	S	Opponent		Score					
14	N	UCF		1	2	49	H	Tennessee		1	0	61	A	South Fla.		0	1				
25	H	Colorado Col.		0	2							65	H	Memphis		1	3				
														109 H UAB		2	0				
														190 A UT Martin		0	0				
														223 H Lipscomb		0	0				
														299 H Tennessee Tech		3	0				
														320 H Alabama A&M		8	0				
LAST 10 GAMES																					
						49	H	Tennessee		1	0	25	H	Colorado Col.		0	2				
						14	N	UCF		1	2	109	H	UAB		2	0				
						61	A	South Fla.		0	1	320	H	Alabama A&M		8	0				
						65	H	Memphis		1	3	299	H	Tennessee Tech		3	0				
						223	H	Lipscomb		0	0	190	A	UT Martin		0	0				

Non-Div. I Games:

Middle Tenn.




Average RPI Win:		201	WON-LOST		WINNING		LAST 10		STRENGTH OF		OPP. STRENGTH		TEAM		ADJ		CONF.		ADJ CONF.	
Average RPI Loss:		97	RECORD		PCT. RANK		GAMES		SCHEDULE		OF SCHEDULE		RPI		RPI		RPI		RPI	
DIV. I ONLY			6-4-0		.6		104		6-4-0		190		127		129		.51633		130	
DIV. I NON-CONF.			5-3-0		.625		95		5-3-0		148		130		107		.53572		108	
TOTALS		RPI 1-25		RPI 26-50		W-L RECORDS		RPI 51-100		RPI 101-150		RPI 150+								
6-4-0		0-1-0		0-0-0		OVERALL		0-1-0		2-1-0		4-1-0								
4-1-0		0-0-0		0-0-0		HOME		0-1-0		1-0-0		3-0-0								
2-3-0		0-1-0		0-0-0		AWAY		0-0-0		1-1-0		1-1-0								
0-0-0		0-0-0		0-0-0		NEUTRAL		0-0-0		0-0-0		0-0-0								
5-3-0		0-1-0		0-0-0		NON-CONFERENCE		0-1-0		2-0-0		3-1-0								
4-1-0		0-0-0		0-0-0		HOME		0-1-0		1-0-0		3-0-0								
1-2-0		0-1-0		0-0-		AWAY		0-0-0		1-0-0		0-1-0								
0-0-0		0-0-0		0-0-0		NEUTRAL		0-0-0		0-0-0		0-0-0								
1-1-0		0-0-0		0-0-0		CONFERENCE		0-0-0		0-1-0		1-0-0								
0-0-0		0-0-0		0-0-0		HOME		0-0-0		0-0-0		0-0-0								
1-1-0		0-0-0		0-0-0		AWAY		0-0-0		0-1-0		1-0-0								
0-0-0		0-0-0		0-0-0		NEUTRAL		0-0-0		0-0-0		0-0-0								
RPI	S	Opponent		Score		RPI	S	Opponent		Score		RPI	S	Opponent		Score				
11	A	Virginia Tech		0 2								52	H	James Madison		2 3				
												115	H	Liberty		1 0				
												133	A	Western Caro.		1 0				
												144	A	East Carolina		0 2				
												182	A	Davidson		0 1				
												201	A	FIU		2 0				
												209	H	UNC Wilmington		1 0				
												240	H	Col. of Charleston		6 0				
												308	H	Gardner-Webb		2 1				
LAST 10 GAMES																				
						52	H	James Madison		2 3		144	A	East Carolina		0 2				
						133	A	Western Caro.		1 0		201	A	FIU		2 0				
						11	A	Virginia Tech		0 2		182	A	Davidson		0 1				
						308	H	Gardner-Webb		2 1		240	H	Col. of Charleston		6 0				
						209	H	UNC Wilmington		1 0		115	H	Liberty		1 0				

Non-Div. I Games:

Charlotte

Average RPI Win:	251	WON-LOST	WINNING	LAST 10	STRENGTH OF	OPP. STRENGTH	TEAM	ADJ	CONF.	ADJ CONF.		
Average RPI Loss:	27	RECORD	PCT. RANK	GAMES	SCHEDULE	OF SCHEDULE	RPI	RPI	RPI	RPI		
DIV. I ONLY		5-1-1	.78571	28	5-1-1	294	148	131	.51417	131	26	26
DIV. I NON-CONF.		3-1-1	.7	62	3-1-1	313	98	180	.47879	178	27	27
<hr/>												
TOTALS	RPI 1-25	RPI 26-50		W-L RECORDS		RPI 51-100		RPI 101-150		RPI 150+		
5-1-1	0-0-0	0-1-0		OVERALL		0-0-1		0-0-0		5-0-0		
3-0-0	0-0-0	0-0-0		HOME		0-0-0		0-0-0		3-0-0		
2-1-1	0-0-0	0-1-0		AWAY		0-0-1		0-0-0		2-0-0		
0-0-0	0-0-0	0-0-0		NEUTRAL		0-0-0		0-0-0		0-0-0		
3-1-1	0-0-0	0-1-0		NON-CONFERENCE		0-0-1		0-0-0		3-0-0		
2-0-0	0-0-0	0-0-0		HOME		0-0-0		0-0-0		2-0-0		
1-1-1	0-0-0	0-0-		AWAY		0-0-1		0-0-0		1-0-0		
0-0-0	0-0-0	0-0-0		NEUTRAL		0-0-0		0-0-0		0-0-0		
2-0-0	0-0-0	0-0-0		CONFERENCE		0-0-0		0-0-0		2-0-0		
1-0-0	0-0-0	0-0-0		HOME		0-0-0		0-0-0		1-0-0		
1-0-0	0-0-0	0-0-0		AWAY		0-0-0		0-0-0		1-0-0		
0-0-0	0-0-0	0-0-0		NEUTRAL		0-0-0		0-0-0		0-0-0		
RPI	S	Opponent	Score	RPI	S	Opponent	Score	RPI	S	Opponent	Score	
				27	A	William & Mary	1 2	100	A	Villanova	1 1	
								157	H	Presbyterian	1 0	
								195	H	Towson	2 1	
								280	A	Old Dominion	1 0	
								295	A	Charleston So.	2 1	
								327	H	Delaware St.	6 0	
				LAST 10 GAMES								
				280	A	Old Dominion	1 0	295	A	Charleston So.	2 1	
				195	H	Towson	2 1	157	H	Presbyterian	1 0	
				100	A	Villanova	1 1	27	A	William & Mary	1 2	
								327	H	Delaware St.	6 0	

A
r
m
y

 Tie,  Loss,  Non-Conf, S Site, H Home, A Away, N Neutral Page 132

Average RPI Win:	193	WON-LOST	WINNING	LAST 10	STRENGTH OF	OPP. STRENGTH	TEAM	ADJ	CONF.	ADJ CONF.				
Average RPI Loss:	117	RECORD	PCT. RANK	GAMES	SCHEDULE	OF SCHEDULE	RPI	RPI	RPI	RPI				
DIV. I ONLY	5-4-1	.55	129	5-4-1	144	199	133	.51359	133	13	13			
DIV. I NON-CONF.	5-2-1	.6875	67	5-2-1	166	223	108	.53547	109	13	13			
<hr/>														
TOTALS	RPI 1-25	RPI 26-50		W-L RECORDS	RPI 51-100		RPI 101-150		RPI 150+					
5-4-1	0-0-0	0-0-0		OVERALL	0-2-0		1-2-0		4-0-1					
2-2-1	0-0-0	0-0-0		HOME	0-1-0		1-1-0		1-0-1					
2-2-0	0-0-0	0-0-0		AWAY	0-1-0		0-1-0		2-0-0					
1-0-0	0-0-0	0-0-0		NEUTRAL	0-0-0		0-0-0		1-0-0					
<hr/>														
5-2-1	0-0-0	0-0-0		NON-CONFERENCE	0-0-0		1-2-0		4-0-1					
2-1-1	0-0-0	0-0-0		HOME	0-0-0		1-1-0		1-0-1					
2-1-0	0-0-0	0-0-		AWAY	0-0-0		0-1-0		2-0-0					
1-0-0	0-0-0	0-0-0		NEUTRAL	0-0-0		0-0-0		1-0-0					
<hr/>														
0-2-0	0-0-0	0-0-0		CONFERENCE	0-2-0		0-0-0		0-0-0					
0-1-0	0-0-0	0-0-0		HOME	0-1-0		0-0-0		0-0-0					
0-1-0	0-0-0	0-0-0		AWAY	0-1-0		0-0-0		0-0-0					
0-0-0	0-0-0	0-0-0		NEUTRAL	0-0-0		0-0-0		0-0-0					
<hr/>														
RPI	S	Opponent	Score	RPI	S	Opponent	Score	RPI	S	Opponent	Score			
				96 H UNC Greensboro				0	2	128 H Western Ky.			2	0
				97 A Elon				1	3	130 H Charlotte			0	1
										144 A East Carolina			1	2
										186 A Mercer			2	0
										209 N UNC Wilmington			2	1
										218 A Eastern Ky.			2	0
										223 H Lipscomb			2	0
										231 H East Tenn. St.			1	1
<hr/>														
				LAST 10 GAMES										
96 H UNC Greensboro				0	2	186 A Mercer				2	0			
97 A Elon				1	3	231 H East Tenn. St.				1	1			
209 N UNC Wilmington				2	1	128 H Western Ky.				2	0			
218 A Eastern Ky.				2	0	130 H Charlotte				0	1			
223 H Lipscomb				2	0	144 A East Carolina				1	2			

Non-Div. I Games:

Western Caro.

Average RPI Win:	117	WON-LOST	WINNING	LAST 10	STRENGTH OF	OPP. STRENGTH	TEAM	ADJ	CONF.	ADJ CONF.	
Average RPI Loss:	97	RECORD	PCT. RANK	GAMES	SCHEDULE	OF SCHEDULE	RPI	RPI	RPI	RPI	
DIV. I ONLY	3-6-2	.36364	234	3-5-2	77	64	138	.51348	134	4	4
DIV. I NON-CONF.	3-3-2	.5	146	3-2-2	58	79	94	.55183	92	4	4
<hr/>											
TOTALS	RPI 1-25	RPI 26-50		W-L RECORDS	RPI 51-100		RPI 101-150		RPI 150+		
3-6-2	0-0-0	1-0-1		OVERALL	1-4-0		0-1-1		1-1-0		
1-3-1	0-0-0	0-0-1		HOME	0-1-0		0-1-0		1-1-0		
2-3-0	0-0-0	1-0-0		AWAY	1-3-0		0-0-0		0-0-0		
0-0-1	0-0-0	0-0-0		NEUTRAL	0-0-0		0-0-1		0-0-0		
<hr/>											
3-3-2	0-0-0	1-0-1		NON-CONFERENCE	1-1-0		0-1-1		1-1-0		
1-2-1	0-0-0	0-0-1		HOME	0-0-0		0-1-0		1-1-0		
2-1-0	0-0-0	1-0-		AWAY	1-1-0		0-0-0		0-0-0		
0-0-1	0-0-0	0-0-0		NEUTRAL	0-0-0		0-0-1		0-0-0		
<hr/>											
0-3-0	0-0-0	0-0-0		CONFERENCE	0-3-0		0-0-0		0-0-0		
0-1-0	0-0-0	0-0-0		HOME	0-1-0		0-0-0		0-0-0		
0-2-0	0-0-0	0-0-0		AWAY	0-2-0		0-0-0		0-0-0		
0-0-0	0-0-0	0-0-0		NEUTRAL	0-0-0		0-0-0		0-0-0		
<hr/>											
RPI S	Opponent	Score	RPI S	Opponent	Score	RPI S	Opponent	Score	RPI S	Opponent	Score
			37 A	Wisconsin	4 3	64 A	Texas A&M	0 3	109 H	UAB	1 3
			45 H	Oklahoma St.	2 2	65 A	Memphis	2 1	121 N	Milwaukee	4 4
						77 A	Alabama	2 5	170 H	Rice	2 3
						80 H	LSU	1 2	248 H	Georgia St.	4 0
						82 A	Samford	2 3			
<hr/>											
LAST 10 GAMES											
			64 A	Texas A&M	0 3	80 H	LSU	1 2			
			77 A	Alabama	2 5	248 H	Georgia St.	4 0			
			170 H	Rice	2 3	82 A	Samford	2 3			
			65 A	Memphis	2 1	121 N	Milwaukee	4 4			
			45 H	Oklahoma St.	2 2	37 A	Wisconsin	4 3			

Non-Div. I Games:

Vanderbilt

Average RPI Win: 219		WON-LOST RECORD		WINNING PCT. RANK		LAST 10 GAMES		STRENGTH OF SCHEDULE		OPP. STRENGTH OF SCHEDULE		TEAM RPI		ADJ RPI		CONF. RPI		ADJ CONF. RPI	
DIV. I ONLY		4-6-1		.40909 206		4-5-1		67		166		134		.5126 135		9		9	
DIV. I NON-CONF.		4-5-1		.45 185		4-4-1		52		156		122		.52819 122		9		9	
TOTALS		RPI 1-25		RPI 26-50		W-L RECORDS		RPI 51-100		RPI 101-150		RPI 150+							
4-6-1		0-1-0		0-1-0		OVERALL		0-1-1		0-1-0		4-2-0							
2-2-1		0-0-0		0-0-0		HOME		0-1-1		0-1-0		2-0-0							
2-4-0		0-1-0		0-1-0		AWAY		0-0-0		0-0-0		2-2-0							
0-0-0		0-0-0		0-0-0		NEUTRAL		0-0-0		0-0-0		0-0-0							
4-5-1		0-1-0		0-1-0		NON-CONFERENCE		0-1-1		0-1-0		4-1-0							
2-2-1		0-0-0		0-0-0		HOME		0-1-1		0-1-0		2-0-0							
2-3-0		0-1-0		0-0-		AWAY		0-0-0		0-0-0		2-1-0							
0-0-0		0-0-0		0-0-0		NEUTRAL		0-0-0		0-0-0		0-0-0							
0-1-0		0-0-0		0-0-0		CONFERENCE		0-0-0		0-0-0		0-1-0							
0-0-0		0-0-0		0-0-0		HOME		0-0-0		0-0-0		0-0-0							
0-1-0		0-0-0		0-0-0		AWAY		0-0-0		0-0-0		0-1-0							
0-0-0		0-0-0		0-0-0		NEUTRAL		0-0-0		0-0-0		0-0-0							
RPI	S	Opponent		Score		RPI	S	Opponent		Score		RPI	S	Opponent		Score			
25	A	Colorado Col.		0	3	26	A	Rutgers		0	1	53	H	La Salle		0	4		
												100	H	Villanova		1	1		
														115 H Liberty		0	3		
														153 A Penn		0	1		
														191 H Longwood		1	0		
														195 A Towson		0	3		
														198 A UMBC		3	0		
														232 H Marist		2	1		
														253 A Air Force		1	0		
LAST 10 GAMES																			
		195 A Towson		0	3			253 A Air Force		1	0								
		53 H La Salle		0	4			25 A Colorado Col.		0	3								
		198 A UMBC		3	0			153 A Penn		0	1								
		100 H Villanova		1	1			191 H Longwood		1	0								
		232 H Marist		2	1			115 H Liberty		0	3								

Non-Div. I Games:

Drexel

Average RPI Win:		232	WON-LOST RECORD		WINNING PCT. RANK		LAST 10 GAMES		STRENGTH OF SCHEDULE		OPP. STRENGTH OF SCHEDULE		TEAM RPI		ADJ RPI		CONF. RPI		ADJ CONF. RPI	
DIV. I ONLY			4-5-0		.44444 195		4-5-0		94		147		135		.51229 136		26		26	
DIV. I NON-CONF.			2-5-0		.28571 262		2-5-0		21		55		126		.52464 126		27		27	
TOTALS		RPI 1-25		RPI 26-50		W-L RECORDS		RPI 51-100		RPI 101-150		RPI 150+								
4-5-0		0-1-0		0-1-0		OVERALL		0-3-0		2-0-0		2-0-0								
3-1-0		0-0-0		0-0-0		HOME		0-1-0		2-0-0		1-0-0								
1-4-0		0-1-0		0-1-0		AWAY		0-2-0		0-0-0		1-0-0								
0-0-0		0-0-0		0-0-0		NEUTRAL		0-0-0		0-0-0		0-0-0								
2-5-0		0-1-0		0-1-0		NON-CONFERENCE		0-3-0		2-0-0		0-0-0								
2-1-0		0-0-0		0-0-0		HOME		0-1-0		2-0-0		0-0-0								
0-4-0		0-1-0		0-0-		AWAY		0-2-0		0-0-0		0-0-0								
0-0-0		0-0-0		0-0-0		NEUTRAL		0-0-0		0-0-0		0-0-0								
2-0-0		0-0-0		0-0-0		CONFERENCE		0-0-0		0-0-0		2-0-0								
1-0-0		0-0-0		0-0-0		HOME		0-0-0		0-0-0		1-0-0								
1-0-0		0-0-0		0-0-0		AWAY		0-0-0		0-0-0		1-0-0								
0-0-0		0-0-0		0-0-0		NEUTRAL		0-0-0		0-0-0		0-0-0								
RPI	S	Opponent		Score		RPI	S	Opponent		Score		RPI	S	Opponent		Score				
11	A	Virginia Tech		1	7	27	A	William & Mary		0	3	66	A	Navy		1	4			
												96	H	UNC Greensboro		1	3			
												97	A	Elon		0	5			
														144 H East Carolina		1	0			
														148 H Appalachian St.		2	1			
														308 A Gardner-Webb		1	0			
														326 H VMI		6	0			
LAST 10 GAMES																				
308 A Gardner-Webb						1	0	144 H East Carolina						1	0					
326 H VMI						6	0	148 H Appalachian St.						2	1					
27 A William & Mary						0	3	66 A Navy						1	4					
11 A Virginia Tech						1	7	97 A Elon						0	5					
								96 H UNC Greensboro						1	3					

Non-Div. I Games:

High Point

[illegible]

Non-Div. I Games:

Loyola Chicago

Average RPI Win: 227		WON-LOST	WINNING	LAST 10	STRENGTH OF		OPP. STRENGTH	TEAM	ADJ	CONF.	ADJ CONF.
Average RPI Loss: 65		RECORD	PCT. RANK	GAMES	SCHEDULE		OF SCHEDULE	RPI	RPI	RPI	RPI
DIV. I ONLY		4-7-0	.36364	234	3-7-0		66	101	137	.50971	138
DIV. I NON-CONF.		4-7-0	.36364	239	3-7-0		62	96	132	.50971	132
TOTALS		RPI 1-25	RPI 26-50		W-L RECORDS		RPI 51-100		RPI 101-150		RPI 150+
4-7-0		0-4-0	0-1-0		OVERALL		0-0-0		1-1-0		3-1-0
3-1-0		0-0-0	0-0-0		HOME		0-0-0		0-0-0		3-1-0
0-6-0		0-4-0	0-1-0		AWAY		0-0-0		0-1-0		0-0-0
1-0-0		0-0-0	0-0-0		NEUTRAL		0-0-0		1-0-0		0-0-0
4-7-0		0-4-0	0-1-0		NON-CONFERENCE		0-0-0		1-1-0		3-1-0
3-1-0		0-0-0	0-0-0		HOME		0-0-0		0-0-0		3-1-0
0-6-0		0-4-0	0-0-		AWAY		0-0-0		0-1-0		0-0-0
1-0-0		0-0-0	0-0-0		NEUTRAL		0-0-0		1-0-0		0-0-0
0-0-0		0-0-0	0-0-0		CONFERENCE		0-0-0		0-0-0		0-0-0
0-0-0		0-0-0	0-0-0		HOME		0-0-0		0-0-0		0-0-0
0-0-0		0-0-0	0-0-0		AWAY		0-0-0		0-0-0		0-0-0
0-0-0		0-0-0	0-0-0		NEUTRAL		0-0-0		0-0-0		0-0-0
RPI S	Opponent	Score		RPI S	Opponent	Score		RPI S	Opponent	Score	
2 A	Stanford	0	5	44 A	California	2	4	123 A	San Diego St.	0	1
10 A	Denver	0	2					137 N	Loyola Chicago	3	0
19 A	Colorado	0	2					222 H	New Mexico	1	0
22 A	Marquette	0	3					227 H	Cal Poly	2	1
								237 H	Lehigh	0	2
								321 H	Grand Canyon	3	0
LAST 10 GAMES											
227 H	Cal Poly	2	1	237 H	Lehigh	0	2				
44 A	California	2	4	222 H	New Mexico	1	0				
2 A	Stanford	0	5	137 N	Loyola Chicago	3	0				
10 A	Denver	0	2	22 A	Marquette	0	3				
123 A	San Diego St.	0	1	19 A	Colorado	0	2				

Non-Div. I Games:

St. Mary's (CA)

Average RPI Win:	246	WON-LOST RECORD	WINNING PCT. RANK	LAST 10 GAMES		STRENGTH OF SCHEDULE	OPP. STRENGTH OF SCHEDULE	TEAM RPI	ADJ RPI	CONF. RPI	ADJ CONF. RPI	
DIV. I ONLY		5-5-0	.5	146	5-5-0	147	126	139	.5084	139	18	18
DIV. I NON-CONF.		4-4-0	.5	146	4-4-0	140	89	130	.51196	130	19	19
<hr/>												
TOTALS	RPI 1-25			RPI 26-50	W-L RECORDS		RPI 51-100			RPI 101-150		RPI 150+
5-5-0	0-1-0			0-1-0	OVERALL		0-2-0			0-1-0		5-0-0
1-3-0	0-0-0			0-1-0	HOME		0-2-0			0-0-0		1-0-0
3-2-0	0-1-0			0-0-0	AWAY		0-0-0			0-1-0		3-0-0
1-0-0	0-0-0			0-0-0	NEUTRAL		0-0-0			0-0-0		1-0-0
4-4-0	0-1-0			0-1-0	NON-CONFERENCE		0-2-0			0-0-0		4-0-0
1-3-0	0-0-0			0-1-0	HOME		0-2-0			0-0-0		1-0-0
2-1-0	0-1-0			0-0-	AWAY		0-0-0			0-0-0		2-0-0
1-0-0	0-0-0			0-0-0	NEUTRAL		0-0-0			0-0-0		1-0-0
1-1-0	0-0-0			0-0-0	CONFERENCE		0-0-0			0-1-0		1-0-0
0-0-0	0-0-0			0-0-0	HOME		0-0-0			0-0-0		0-0-0
1-1-0	0-0-0			0-0-0	AWAY		0-0-0			0-1-0		1-0-0
0-0-0	0-0-0			0-0-0	NEUTRAL		0-0-0			0-0-0		0-0-0
RPI	S	Opponent	Score	RPI	S	Opponent	Score	RPI	S	Opponent	Score	
17	A	Georgia	0 1	28	H	Minnesota	0 3	59	H	Miami (FL)	2 3	
								94	H	Furman	1 2	
										106	A	FGCU
										201	H	FIU
										234	A	Ga. Southern
										248	A	Georgia St.
										260	A	Stetson
										288	N	Niagara

Non-Div. I Games:	Flagler	6	0
-------------------	---------	---	---

Jacksonville

Average RPI Win: 221		WON-LOST RECORD		WINNING PCT. RANK		LAST 10 GAMES		STRENGTH OF SCHEDULE		OPP. STRENGTH OF SCHEDULE		TEAM RPI		ADJ RPI		CONF. RPI		ADJ CONF. RPI	
Average RPI Loss: 147		6-4-0		.6 104		6-4-0		185		231		140		.50623 140		29		29	
DIV. I ONLY		4-4-0		.5 146		4-4-0		142		194		144		.49887 144		29		29	
DIV. I NON-CONF.																			
TOTALS		RPI 1-25		RPI 26-50		W-L RECORDS		RPI 51-100		RPI 101-150		RPI 150+							
6-4-0		0-0-0		0-0-0		OVERALL		1-1-0		0-1-0		5-2-0							
4-0-0		0-0-0		0-0-0		HOME		1-0-0		0-0-0		3-0-0							
2-4-0		0-0-0		0-0-0		AWAY		0-1-0		0-1-0		2-2-0							
0-0-0		0-0-0		0-0-0		NEUTRAL		0-0-0		0-0-0		0-0-0							
4-4-0		0-0-0		0-0-0		NON-CONFERENCE		1-1-0		0-1-0		3-2-0							
3-0-0		0-0-0		0-0-0		HOME		1-0-0		0-0-0		2-0-0							
1-4-0		0-0-0		0-0-		AWAY		0-1-0		0-1-0		1-2-0							
0-0-0		0-0-0		0-0-0		NEUTRAL		0-0-0		0-0-0		0-0-0							
2-0-0		0-0-0		0-0-0		CONFERENCE		0-0-0		0-0-0		2-0-0							
1-0-0		0-0-0		0-0-0		HOME		0-0-0		0-0-0		1-0-0							
1-0-0		0-0-0		0-0-0		AWAY		0-0-0		0-0-0		1-0-0							
0-0-0		0-0-0		0-0-0		NEUTRAL		0-0-0		0-0-0		0-0-0							
RPI	S	Opponent		Score		RPI	S	Opponent		Score		RPI	S	Opponent		Score			

Non-Div. I Games:

Fairfield

Average RPI Win: 144		WON-LOST	WINNING	LAST 10	STRENGTH OF		OPP. STRENGTH	TEAM	ADJ	CONF.	ADJ CONF.
Average RPI Loss: 94		RECORD	PCT. RANK	GAMES	SCHEDULE		OF SCHEDULE	RPI	RPI	RPI	RPI
DIV. I ONLY		2-6-2	.3 269	2-6-2	60		69	144	.50369 141	2	2
DIV. I NON-CONF.		2-6-1	.27778 268	2-6-1	44		81	142	.50382 141	2	2
TOTALS		RPI 1-25	RPI 26-50	W-L RECORDS	RPI 51-100		RPI 101-150	RPI 150+			
2-6-2		0-2-0	0-0-1	OVERALL	1-1-1		0-2-0	1-1-0			
2-2-2		0-0-0	0-0-1	HOME	1-1-1		0-1-0	1-0-0			
0-4-0		0-2-0	0-0-0	AWAY	0-0-0		0-1-0	0-1-0			
0-0-0		0-0-0	0-0-0	NEUTRAL	0-0-0		0-0-0	0-0-0			
2-6-1		0-2-0	0-0-1	NON-CONFERENCE	1-1-0		0-2-0	1-1-0			
2-2-1		0-0-0	0-0-1	HOME	1-1-0		0-1-0	1-0-0			
0-4-0		0-2-0	0-0-	AWAY	0-0-0		0-1-0	0-1-0			
0-0-0		0-0-0	0-0-0	NEUTRAL	0-0-0		0-0-0	0-0-0			
0-0-1		0-0-0	0-0-0	CONFERENCE	0-0-1		0-0-0	0-0-0			
0-0-1		0-0-0	0-0-0	HOME	0-0-1		0-0-0	0-0-0			
0-0-0		0-0-0	0-0-0	AWAY	0-0-0		0-0-0	0-0-0			
0-0-0		0-0-0	0-0-0	NEUTRAL	0-0-0		0-0-0	0-0-0			
RPI S	Opponent	Score	RPI S	Opponent	Score	RPI S	Opponent	Score	RPI S	Opponent	Score
6 A	Florida St.	0 1	37 H	Wisconsin	1 1	54 H	UC Irvine	0 2	112 H	Hawaii	0 1
23 A	Florida	1 3				60 H	Texas	1 0	126 A	Cal St. Northridge	1 3
						87 H	Washington	1 1	227 H	Cal Poly	3 0
									241 A	Gonzaga	0 1
LAST 10 GAMES											
			87 H	Washington	1 1	126 A	Cal St. Northridge	1 3			
			227 H	Cal Poly	3 0	112 H	Hawaii	0 1			
			241 A	Gonzaga	0 1	54 H	UC Irvine	0 2			
			23 A	Florida	1 3	37 H	Wisconsin	1 1			
			6 A	Florida St.	0 1	60 H	Texas	1 0			

Non-Div. I Games:

Oregon St.

Average RPI Win: 260		WON-LOST	WINNING	LAST 10	STRENGTH OF		OPP. STRENGTH	TEAM	ADJ	CONF.	ADJ CONF.
Average RPI Loss: 0		RECORD	PCT. RANK	GAMES	SCHEDULE		OF SCHEDULE	RPI	RPI	RPI	RPI
DIV. I ONLY		8-0-1	.94444	2	7-0-1		326	135	141	.50352	142
DIV. I NON-CONF.		6-0-1	.92857	10	5-0-1		325	143	152	.49148	155
TOTALS		RPI 1-25	RPI 26-50		W-L RECORDS		RPI 51-100		RPI 101-150		RPI 150+
8-0-1	0-0-0	0-0-0		OVERALL		0-0-0		0-0-0		8-0-1	
4-0-1	0-0-0	0-0-0		HOME		0-0-0		0-0-0		4-0-1	
4-0-0	0-0-0	0-0-0		AWAY		0-0-0		0-0-0		4-0-0	
0-0-0	0-0-0	0-0-0		NEUTRAL		0-0-0		0-0-0		0-0-0	
6-0-1	0-0-0	0-0-0		NON-CONFERENCE		0-0-0		0-0-0		6-0-1	
3-0-1	0-0-0	0-0-0		HOME		0-0-0		0-0-0		3-0-1	
3-0-0	0-0-0	0-0-0		AWAY		0-0-0		0-0-0		3-0-0	
0-0-0	0-0-0	0-0-0		NEUTRAL		0-0-0		0-0-0		0-0-0	
2-0-0	0-0-0	0-0-0		CONFERENCE		0-0-0		0-0-0		2-0-0	
1-0-0	0-0-0	0-0-0		HOME		0-0-0		0-0-0		1-0-0	
1-0-0	0-0-0	0-0-0		AWAY		0-0-0		0-0-0		1-0-0	
0-0-0	0-0-0	0-0-0		NEUTRAL		0-0-0		0-0-0		0-0-0	
RPI S	Opponent	Score	RPI S	Opponent	Score	RPI S	Opponent	Score	RPI S	Opponent	Score
									152 H	South Ala.	1 1
									183 H	McNeese St.	3 0
									194 H	Alcorn	6 0
									245 A	La.-Lafayette	2 1
									261 A	La.-Monroe	3 2
									282 H	Mississippi Val.	5 1
									287 A	A&M-Corpus Christi	2 1
									311 H	Southern U.	8 1
									313 A	Prairie View	2 1
LAST 10 GAMES											
									245 A	La.-Lafayette	2 1
									282 H	Mississippi Val.	5 1
									313 A	Prairie View	2 1
									261 A	La.-Monroe	3 2
									152 H	South Ala.	1 1

Non-Div. I Games: Incarnate Word 2 4 Abilene Christian 3 1

Nicholls St.

Average RPI Win:		266	WON-LOST RECORD		WINNING PCT. RANK		LAST 10 GAMES		STRENGTH OF SCHEDULE		OPP. STRENGTH OF SCHEDULE		TEAM RPI		ADJ RPI		CONF. RPI		ADJ CONF. RPI	
DIV. I ONLY			5-5-0		.5 146		5-5-0		166		100		142		.5023 143		18		18	
DIV. I NON-CONF.			3-5-0		.375 230		3-5-0		161		44		176		.47976 174		19		19	
TOTALS		RPI 1-25		RPI 26-50		W-L RECORDS		RPI 51-100		RPI 101-150		RPI 150+								
5-5-0		0-1-0		0-2-0		OVERALL		0-2-0		0-0-0		5-0-0								
3-2-0		0-0-0		0-1-0		HOME		0-1-0		0-0-0		3-0-0								
1-1-0		0-1-0		0-0-0		AWAY		0-0-0		0-0-0		1-0-0								
1-2-0		0-0-0		0-1-0		NEUTRAL		0-1-0		0-0-0		1-0-0								
3-5-0		0-1-0		0-2-0		NON-CONFERENCE		0-2-0		0-0-0		3-0-0								
1-2-0		0-0-0		0-1-0		HOME		0-1-0		0-0-0		1-0-0								
1-1-0		0-1-0		0-0-		AWAY		0-0-0		0-0-0		1-0-0								
1-2-0		0-0-0		0-1-0		NEUTRAL		0-1-0		0-0-0		1-0-0								
2-0-0		0-0-0		0-0-0		CONFERENCE		0-0-0		0-0-0		2-0-0								
2-0-0		0-0-0		0-0-0		HOME		0-0-0		0-0-0		2-0-0								
0-0-0		0-0-0		0-0-0		AWAY		0-0-0		0-0-0		0-0-0								
0-0-0		0-0-0		0-0-0		NEUTRAL		0-0-0		0-0-0		0-0-0								
RPI	S	Opponent		Score		RPI	S	Opponent		Score		RPI	S	Opponent		Score				
4	A	North Carolina		0	3	34	N	Duke		0	1	82	H	Samford		0	3			
						41	H	Ole Miss		1	2	93	N	Oklahoma		0	2			
														223	H	Lipscomb	2	1		
														248	A	Georgia St.	1	0		
														270	H	Northern Ky.	2	0		
														292	H	Troy	2	0		
														299	N	Tennessee Tech	1	0		
LAST 10 GAMES						LAST 10 GAMES						LAST 10 GAMES								
						270	H	Northern Ky.		2	0	41	H	Ole Miss		1	2			
						223	H	Lipscomb		2	1	248	A	Georgia St.		1	0			
						292	H	Troy		2	0	4	A	North Carolina		0	3			
						82	H	Samford		0	3	34	N	Duke		0	1			
						299	N	Tennessee Tech		1	0	93	N	Oklahoma		0	2			

Non-Div. I Games:

Kennesaw St.

Average RPI Win:		192	WON-LOST RECORD		WINNING PCT. RANK		LAST 10 GAMES		STRENGTH OF SCHEDULE		OPP. STRENGTH OF SCHEDULE		TEAM RPI		ADJ RPI		CONF. RPI		ADJ CONF. RPI	
DIV. I ONLY			4-5-2		.45455 174		3-5-2		136		123		143		.5015 144		12		12	
DIV. I NON-CONF.			3-4-2		.44444 191		2-4-2		175		149		175		.47977 173		12		12	
TOTALS		RPI 1-25		RPI 26-50		W-L RECORDS		RPI 51-100		RPI 101-150		RPI 150+								
4-5-2		0-2-0		0-0-0		OVERALL		0-1-1		2-1-0		2-1-1								
3-3-1		0-1-0		0-0-0		HOME		0-1-0		2-0-0		1-1-1								
1-2-1		0-1-0		0-0-0		AWAY		0-0-1		0-1-0		1-0-0								
0-0-0		0-0-0		0-0-0		NEUTRAL		0-0-0		0-0-0		0-0-0								
3-4-2		0-1-0		0-0-0		NON-CONFERENCE		0-1-1		1-1-0		2-1-1								
2-2-1		0-0-0		0-0-0		HOME		0-1-0		1-0-0		1-1-1								
1-2-1		0-1-0		0-0-		AWAY		0-0-1		0-1-0		1-0-0								
0-0-0		0-0-0		0-0-0		NEUTRAL		0-0-0		0-0-0		0-0-0								
1-1-0		0-1-0		0-0-0		CONFERENCE		0-0-0		1-0-0		0-0-0								
1-1-0		0-1-0		0-0-0		HOME		0-0-0		1-0-0		0-0-0								
0-0-0		0-0-0		0-0-0		AWAY		0-0-0		0-0-0		0-0-0								
0-0-0		0-0-0		0-0-0		NEUTRAL		0-0-0		0-0-0		0-0-0								
RPI	S	Opponent		Score		RPI	S	Opponent		Score		RPI	S	Opponent		Score				
9	A	South Carolina		0	1			96	H	UNC Greensboro		0	1	130	H	Charlotte		2	0	
25	H	Colorado Col.		0	1			97	A	Elon		1	1	133	H	Western Caro.		2	1	
														136	A	High Point		0	1	
														182	A	Davidson		2	0	
														209	H	UNC Wilmington		2	3	
														217	H	George Washington		1	1	
														322	H	Francis Marion		3	0	
LAST 10 GAMES																				
						130	H	Charlotte		2	0	322	H	Francis Marion		3	0			
						25	H	Colorado Col.		0	1	217	H	George Washington		1	1			
						136	A	High Point		0	1	209	H	UNC Wilmington		2	3			
						9	A	South Carolina		0	1	133	H	Western Caro.		2	1			
						97	A	Elon		1	1	96	H	UNC Greensboro		0	1			

Non-Div. I Games:

East Carolina

Average RPI Win:	213	WON-LOST	WINNING	LAST 10	STRENGTH OF	OPP. STRENGTH	TEAM	ADJ	CONF.	ADJ CONF.	
Average RPI Loss:	88	RECORD	PCT. RANK	GAMES	SCHEDULE	OF SCHEDULE	RPI	RPI	RPI	RPI	
DIV. I ONLY	4-4-3	.5	146	3-4-3	156	141	145	.50146	145	5	5
DIV. I NON-CONF.	3-3-3	.5	146	2-3-3	181	179	162	.48746	161	6	6
<hr/>											
TOTALS	RPI 1-25	RPI 26-50		W-L RECORDS		RPI 51-100		RPI 101-150		RPI 150+	
4-4-3	0-0-0	0-1-0		OVERALL		1-1-0		0-2-1		3-0-2	
2-2-2	0-0-0	0-0-0		HOME		1-0-0		0-2-1		1-0-1	
2-2-1	0-0-0	0-1-0		AWAY		0-1-0		0-0-0		2-0-1	
0-0-0	0-0-0	0-0-0		NEUTRAL		0-0-0		0-0-0		0-0-0	
3-3-3	0-0-0	0-1-0		NON-CONFERENCE		0-0-0		0-2-1		3-0-2	
1-2-2	0-0-0	0-0-0		HOME		0-0-0		0-2-1		1-0-1	
2-1-1	0-0-0	0-0-		AWAY		0-0-0		0-0-0		2-0-1	
0-0-0	0-0-0	0-0-0		NEUTRAL		0-0-0		0-0-0		0-0-0	
1-1-0	0-0-0	0-0-0		CONFERENCE		1-1-0		0-0-0		0-0-0	
1-0-0	0-0-0	0-0-0		HOME		1-0-0		0-0-0		0-0-0	
0-1-0	0-0-0	0-0-0		AWAY		0-1-0		0-0-0		0-0-0	
0-0-0	0-0-0	0-0-0		NEUTRAL		0-0-0		0-0-0		0-0-0	
RPI	S	Opponent	Score	RPI	S	Opponent	Score	RPI	S	Opponent	Score
				32	A	Boston U.	0 1	73	H	DePaul	1 0
								86	A	Seton Hall	0 1
	</										

Non-Div. I Games:

Providence

Average RPI Win:		222	WON-LOST RECORD		WINNING PCT. RANK		LAST 10 GAMES		STRENGTH OF SCHEDULE		OPP. STRENGTH OF SCHEDULE		TEAM RPI		ADJ RPI		CONF. RPI		ADJ CONF. RPI								
DIV. I ONLY			5-4-1		.55 129		5-4-1		207		114		146		.50112 146		21		21								
DIV. I NON-CONF.			3-4-1		.4375 198		3-4-1		156		112		159		.4888 158		20		20								
TOTALS		RPI 1-25		RPI 26-50		W-L RECORDS		RPI 51-100		RPI 101-150		RPI 150+															
5-4-1		0-1-0		0-0-0		OVERALL		0-1-0		2-2-1		3-0-0															
3-1-1		0-1-0		0-0-0		HOME		0-0-0		1-0-1		2-0-0															
1-2-0		0-0-0		0-0-0		AWAY		0-1-0		1-1-0		0-0-0															
1-1-0		0-0-0		0-0-0		NEUTRAL		0-0-0		0-1-0		1-0-0															
3-4-1		0-1-0		0-0-0		NON-CONFERENCE		0-1-0		1-2-1		2-0-0															
1-1-1		0-1-0		0-0-0		HOME		0-0-0		0-0-1		1-0-0															
1-2-0		0-0-0		0-0-		AWAY		0-1-0		1-1-0		0-0-0															
1-1-0		0-0-0		0-0-0		NEUTRAL		0-0-0		0-1-0		1-0-0															
2-0-0		0-0-0		0-0-0		CONFERENCE		0-0-0		1-0-0		1-0-0															
2-0-0		0-0-0		0-0-0		HOME		0-0-0		1-0-0		1-0-0															
0-0-0		0-0-0		0-0-0		AWAY		0-0-0		0-0-0		0-0-0															
0-0-0		0-0-0		0-0-0		NEUTRAL		0-0-0		0-0-0		0-0-0															
RPI	S	Opponent		Score		RPI	S	Opponent		Score		RPI	S	Opponent		Score											
22	H	Marquette		2	3							71	A	Oregon		0	3	106	N	FGCU		0	1				
																		110	A	UNLV		0	5				
																		112	A	Hawaii		2	0				
																		114	H	San Francisco		0	0				
																		125	H	Northern Colo.		3	1				
																		254	N	New Mexico St.		7	0				
																		303	H	North Dakota		1	0				
																		318	H	CSU Bakersfield		4	0				
						LAST 10 GAMES																					
						303 H North Dakota						1	0	112 A Hawaii						2	0						
						125 H Northern Colo.						3	1	318 H CSU Bakersfield						4	0						
						114 H San Francisco						0	0	254 N New Mexico St.						7	0						
						106 N FGCU						0	1	110 A UNLV						0	5						
						71 A Oregon						0	3	22 H Marquette						2	3						

Non-Div. I Games:

Portland St.

Average RPI Win: 230		WON-LOST	WINNING	LAST 10	STRENGTH OF		OPP. STRENGTH	TEAM	ADJ	CONF.	ADJ CONF.
Average RPI Loss: 110		RECORD	PCT. RANK	GAMES	SCHEDULE		OF SCHEDULE	RPI	RPI	RPI	RPI
DIV. I ONLY		5-5-1	.5	146	5-4-1		149	184	147	.49933	147
DIV. I NON-CONF.		4-5-1	.45	185	4-4-1		141	196	164	.48641	165
TOTALS		RPI 1-25	RPI 26-50		W-L RECORDS		RPI 51-100		RPI 101-150		RPI 150+
5-5-1	0-0-0	0-1-0		OVERALL		0-2-0		0-1-1		5-1-0	
2-3-0	0-0-0	0-1-0		HOME		0-1-0		0-1-0		2-0-0	
2-2-1	0-0-0	0-0-0		AWAY		0-1-0		0-0-1		2-1-0	
1-0-0	0-0-0	0-0-0		NEUTRAL		0-0-0		0-0-0		1-0-0	
4-5-1	0-0-0	0-1-0		NON-CONFERENCE		0-2-0		0-1-1		4-1-0	
2-3-0	0-0-0	0-1-0		HOME		0-1-0		0-1-0		2-0-0	
1-2-1	0-0-0	0-0-		AWAY		0-1-0		0-0-1		1-1-0	
1-0-0	0-0-0	0-0-0		NEUTRAL		0-0-0		0-0-0		1-0-0	
1-0-0	0-0-0	0-0-0		CONFERENCE		0-0-0		0-0-0		1-0-0	
0-0-0	0-0-0	0-0-0		HOME		0-0-0		0-0-0		0-0-0	
1-0-0	0-0-0	0-0-0		AWAY		0-0-0		0-0-0		1-0-0	
0-0-0	0-0-0	0-0-0		NEUTRAL		0-0-0		0-0-0		0-0-0	
RPI S	Opponent	Score	RPI S	Opponent	Score	RPI S	Opponent	Score	RPI S	Opponent	Score
			40 H	St. John's (NY)	0 1	64 A	Texas A&M	1 3	132 H	Army	0 2
						69 H	Brown	1 2	145 A	Providence	1 1
									163 A	Saint Joseph's	2 1
									202 H	Northeastern	2 1
									243 A	Siena	3 4
									256 A	New Hampshire	1 0
									262 H	Bryant	1 0
									269 N	Lamar	2 1
LAST 10 GAMES											
			163 A	Saint Joseph's	2 1	269 N	Lamar	2 1			
			262 H	Bryant	1 0	64 A	Texas A&M	1 3			
			202 H	Northeastern	2 1	256 A	New Hampshire	1 0			
			69 H	Brown	1 2	145 A	Providence	1 1			
			40 H	St. John's (NY)	0 1	132 H	Army	0 2			

Non-Div. I Games:

Massachusetts

Average RPI Win: 240		WON-LOST	WINNING	LAST 10	STRENGTH OF	OPP. STRENGTH	TEAM	ADJ	CONF.	ADJ CONF.							
Average RPI Loss: 128		RECORD	PCT. RANK	GAMES	SCHEDULE	OF SCHEDULE	RPI	RPI	RPI	RPI							
DIV. I ONLY		3-4-2	.44444	195	3-4-2	130	160	149	.4968	148	13	13					
DIV. I NON-CONF.		3-4-0	.42857	205	3-4-0	173	178	186	.47287	186	13	13					
<hr/>																	
TOTALS		RPI 1-25		RPI 26-50		W-L RECORDS		RPI 51-100		RPI 101-150		RPI 150+					
3-4-2		0-1-0		0-0-0		OVERALL		0-0-2		0-2-0		3-1-0					
2-2-1		0-0-0		0-0-0		HOME		0-0-1		0-1-0		2-1-0					
0-2-1		0-1-0		0-0-0		AWAY		0-0-1		0-1-0		0-0-0					
1-0-0		0-0-0		0-0-0		NEUTRAL		0-0-0		0-0-0		1-0-0					
3-4-0		0-1-0		0-0-0		NON-CONFERENCE		0-0-0		0-2-0		3-1-0					
2-2-0		0-0-0		0-0-0		HOME		0-0-0		0-1-0		2-1-0					
0-2-0		0-1-0		0-0-		AWAY		0-0-0		0-1-0		0-0-0					
1-0-0		0-0-0		0-0-0		NEUTRAL		0-0-0		0-0-0		1-0-0					
0-0-2		0-0-0		0-0-0		CONFERENCE		0-0-2		0-0-0		0-0-0					
0-0-1		0-0-0		0-0-0		HOME		0-0-1		0-0-0		0-0-0					
0-0-1		0-0-0		0-0-0		AWAY		0-0-1		0-0-0		0-0-0					
0-0-0		0-0-0		0-0-0		NEUTRAL		0-0-0		0-0-0		0-0-0					
RPI	S	Opponent		Score		RPI	S	Opponent		Score		RPI	S	Opponent		Score	
25	A	Colorado Col.		0 4								96	A	UNC Greensboro		1 1	
												97	H	Elon		3 3	
												127	H	Austin Peay		1 2	
												136	A	High Point		1 2	
												225	H	Morehead St.		1 2	
												231	H	East Tenn. St.		2 1	
												232	N	Southern Utah		2 1	
												257	H	UNC Asheville		2 0	

Non-Div. I Games:

Appalachian St.

Average RPI Win: 254		WON-LOST	WINNING	LAST 10	STRENGTH OF		OPP. STRENGTH	TEAM	ADJ	CONF.	ADJ CONF.
Average RPI Loss: 114		RECORD	PCT. RANK	GAMES	SCHEDULE		OF SCHEDULE	RPI	RPI	RPI	RPI
DIV. I ONLY		6-3-3	.625	98	5-3-2		247	155	150	.49598	149
DIV. I NON-CONF.		6-2-2	.7	62	5-2-1		297	154	160	.48847	159
TOTALS		RPI 1-25	RPI 26-50		W-L RECORDS		RPI 51-100		RPI 101-150		RPI 150+
6-3-3	0-0-0	0-0-0		OVERALL		0-1-1		0-1-1		6-1-1	
4-1-0	0-0-0	0-0-0		HOME		0-0-0		0-0-0		4-1-0	
1-2-2	0-0-0	0-0-0		AWAY		0-1-0		0-1-1		1-0-1	
1-0-1	0-0-0	0-0-0		NEUTRAL		0-0-1		0-0-0		1-0-0	
6-2-2	0-0-0	0-0-0		NON-CONFERENCE		0-1-1		0-0-0		6-1-1	
4-1-0	0-0-0	0-0-0		HOME		0-0-0		0-0-0		4-1-0	
1-1-1	0-0-0	0-0-		AWAY		0-1-0		0-0-0		1-0-1	
1-0-1	0-0-0	0-0-0		NEUTRAL		0-0-1		0-0-0		1-0-0	
0-1-1	0-0-0	0-0-0		CONFERENCE		0-0-0		0-1-1		0-0-0	
0-0-0	0-0-0	0-0-0		HOME		0-0-0		0-0-0		0-0-0	
0-1-1	0-0-0	0-0-0		AWAY		0-0-0		0-1-1		0-0-0	
0-0-0	0-0-0	0-0-0		NEUTRAL		0-0-0		0-0-0		0-0-0	
RPI S	Opponent	Score	RPI S	Opponent	Score	RPI S	Opponent	Score	RPI S	Opponent	Score
						81 A	Auburn	0 6	102 A	North Texas	1 1
						94 N	Furman	1 1	108 A	UTEP	0 1
									152 H	South Ala.	2 3
									178 A	Arkansas St.	2 2
									194 H	Alcorn	10 1
									200 H	Mississippi St.	3 0
									208 H	Southeastern La.	1 0
									282 A	Mississippi Val.	6 0
									312 N	Jackson St.	4 0
									325 H	Ark.-Pine Bluff	8 0
LAST 10 GAMES											
						108 A	UTEP	0 1	312 N	Jackson St.	4 0
						102 A	North Texas	1 1	200 H	Mississippi St.	3 0
						81 A	Auburn	0 6	152 H	South Ala.	2 3
						194 H	Alcorn	10 1	208 H	Southeastern La.	1 0
						94 N	Furman	1 1	325 H	Ark.-Pine Bluff	8 0

Non-Div. I Games:

Southern Miss.

Average RPI Win:	165	WON-LOST	WINNING	LAST 10	STRENGTH OF	OPP. STRENGTH	TEAM	ADJ	CONF.	ADJ CONF.	
Average RPI Loss:	93	RECORD	PCT. RANK	GAMES	SCHEDULE	OF SCHEDULE	RPI	RPI	RPI	RPI	
DIV. I ONLY	2-7-2	.27273	279	2-6-2	44	136	148	.4954	150	3	3
DIV. I NON-CONF.	2-4-2	.375	230	2-3-2	116	195	174	.47765	182	3	3
<hr/>											
TOTALS	RPI 1-25	RPI 26-50		W-L RECORDS	RPI 51-100		RPI 101-150		RPI 150+		
2-7-2	0-3-0	0-1-0		OVERALL	0-0-0		0-1-0		2-2-2		
2-3-1	0-1-0	0-0-0		HOME	0-0-0		0-1-0		2-1-1		
0-4-1	0-2-0	0-1-0		AWAY	0-0-0		0-0-0		0-1-1		
0-0-0	0-0-0	0-0-0		NEUTRAL	0-0-0		0-0-0		0-0-0		
2-4-2	0-1-0	0-1-0		NON-CONFERENCE	0-0-0		0-0-0		2-2-2		
2-1-1	0-0-0	0-0-0		HOME	0-0-0		0-0-0		2-1-1		
0-3-1	0-1-0	0-0-		AWAY	0-0-0		0-0-0		0-1-1		
0-0-0	0-0-0	0-0-0		NEUTRAL	0-0-0		0-0-0		0-0-0		
0-3-0	0-2-0	0-0-0		CONFERENCE	0-0-0		0-1-0		0-0-0		
0-2-0	0-1-0	0-0-0		HOME	0-0-0		0-1-0		0-0-0		
0-1-0	0-1-0	0-0-0		AWAY	0-0-0		0-0-0		0-0-0		
0-0-0	0-0-0	0-0-0		NEUTRAL	0-0-0		0-0-0		0-0-0		
<hr/>											
RPI S	Opponent	Score	RPI S	Opponent	Score	RPI S	Opponent	Score	RPI S	Opponent	Score
3	A Penn St.	2 3	32	A Boston U.	0 2				103	H Iowa	0 1
12	A Notre Dame	1 4							162	H Dartmouth	2 0
18	H Nebraska	1 2							168	H Oakland	2 0
									196	A Valparaiso	0 1
									202	A Northeastern	1 1
									206	H Western Mich.	0 0
									289	H Western Ill.	1 2
<hr/>											
LAST 10 GAMES											
103 H Iowa						162 H Dartmouth					
18 H Nebraska						196 A Valparaiso					
3 A Penn St.						32 A Boston U.					
168 H Oakland						202 A Northeastern					
206 H Western Mich.						12 A Notre Dame					

Non-Div. I Games:

Northwestern

Average RPI Win:	263	WON-LOST	WINNING	LAST 10	STRENGTH OF	OPP. STRENGTH	TEAM	ADJ	CONF.	ADJ CONF.	
Average RPI Loss:	77	RECORD	PCT. RANK	GAMES	SCHEDULE	OF SCHEDULE	RPI	RPI	RPI	RPI	
DIV. I ONLY	3-4-3	.45	187	3-4-3	118	236	152	.49503	151	17	17
DIV. I NON-CONF.	2-4-3	.38889	223	2-4-3	63	219	141	.5024	142	17	17
<hr/>											
TOTALS	RPI 1-25	RPI 26-50		W-L RECORDS	RPI 51-100		RPI 101-150		RPI 150+		
3-4-3	0-0-0	0-1-0		OVERALL	0-1-0		0-2-1		3-0-2		
1-1-2	0-0-0	0-0-0		HOME	0-0-0		0-1-1		1-0-1		
2-3-1	0-0-0	0-1-0		AWAY	0-1-0		0-1-0		2-0-1		
0-0-0	0-0-0	0-0-0		NEUTRAL	0-0-0		0-0-0		0-0-0		
<hr/>											
2-4-3	0-0-0	0-1-0		NON-CONFERENCE	0-1-0		0-2-1		2-0-2		
0-1-2	0-0-0	0-0-0		HOME	0-0-0		0-1-1		0-0-1		
2-3-1	0-0-0	0-0-		AWAY	0-1-0		0-1-0		2-0-1		
0-0-0	0-0-0	0-0-0		NEUTRAL	0-0-0		0-0-0		0-0-0		
<hr/>											
1-0-0	0-0-0	0-0-0		CONFERENCE	0-0-0		0-0-0		1-0-0		
1-0-0	0-0-0	0-0-0		HOME	0-0-0		0-0-0		1-0-0		
0-0-0	0-0-0	0-0-0		AWAY	0-0-0		0-0-0		0-0-0		
0-0-0	0-0-0	0-0-0		NEUTRAL	0-0-0		0-0-0		0-0-0		
<hr/>											
RPI	S	Opponent	Score	RPI	S	Opponent	Score	RPI	S	Opponent	Score
				39	A	West Virginia	1 4	55	A	Pepperdine	0 1
								103	A	Iowa	0 1
								111	H	Butler	3 4
								113	H	Dayton	2 2
								185	A	Nevada	1 0
								206	H	Western Mich.	0 0
								213	A	Ohio	1 1
								286	A	IPFW	2 1
								317	H	Youngstown St.	1 0
<hr/>											
LAST 10 GAMES											
				317	H	Youngstown St.	1 0	206	H	Western Mich.	0 0
				39	A	West Virginia	1 4	185	A	Nevada	1 0
				111	H	Butler	3 4	55	A	Pepperdine	0 1
				113	H	Dayton	2 2	213	A	Ohio	1 1
				103	A	Iowa	0 1	286	A	IPFW	2 1

Non-Div. I Games:

Wright St.

S
o
u
t
h
A
l
a

South Ala.

Average RPI Win:	223	WON-LOST RECORD	WINNING PCT. RANK	LAST 10 GAMES	STRENGTH OF SCHEDULE	OPP. STRENGTH OF SCHEDULE	TEAM RPI	ADJ RPI	CONF. RPI	ADJ CONF. RPI		
DIV. I ONLY		4-1-3	.6875	63	4-1-3	284	153	159	.49398	153	10	10
DIV. I NON-CONF.		4-0-3	.78571	40	4-0-3	304	136	135	.5085	133	11	11
<hr/>												
TOTALS	RPI 1-25	RPI 26-50		W-L RECORDS		RPI 51-100		RPI 101-150		RPI 150+		
4-1-3	0-0-0	0-0-1		OVERALL		0-0-0		1-0-0		3-1-2		
3-0-1	0-0-0	0-0-0		HOME		0-0-0		1-0-0		2-0-1		
1-1-2	0-0-0	0-0-1		AWAY		0-0-0		0-0-0		1-1-1		
0-0-0	0-0-0	0-0-0		NEUTRAL		0-0-0		0-0-0		0-0-0		
<hr/>												
4-0-3	0-0-0	0-0-1		NON-CONFERENCE		0-0-0		1-0-0		3-0-2		
3-0-1	0-0-0	0-0-0		HOME		0-0-0		1-0-0		2-0-1		
1-0-2	0-0-0	0-1-		AWAY		0-0-0		0-0-0		1-0-1		
0-0-0	0-0-0	0-0-0		NEUTRAL		0-0-0		0-0-0		0-0-0		
<hr/>												
0-1-0	0-0-0	0-0-0		CONFERENCE		0-0-0		0-0-0		0-1-0		
0-0-0	0-0-0	0-0-0		HOME		0-0-0		0-0-0		0-0-0		
0-1-0	0-0-0	0-0-0		AWAY		0-0-0		0-0-0		0-1-0		
0-0-0	0-0-0	0-0-0		NEUTRAL		0-0-0		0-0-0		0-0-0		
<hr/>												
RPI	S	Opponent	Score	RPI	S	Opponent	Score	RPI	S	Opponent	Score	
				27	A	William & Mary	0 0					
								135	H	Drexel	1 0	
								163	A	Saint Joseph's	1 0	
								165	A	Harvard	1 2	
								237	H	Lehigh	1 1	
								279	H	Mt. St. Mary's	4 0	
								280	A	Old Dominion	2 2	
								314	H	Saint Peter's	4 0	
<hr/>												
LAST 10 GAMES												
				237	H	Lehigh	1 1	135	H	Drexel	1 0	
				165	A	Harvard	1 2	279	H	Mt. St. Mary's	4 0	
				280	A	Old Dominion	2 2	314	H	Saint Peter's	4 0	
				27	A	William & Mary	0 0					
				163	A	Saint Joseph's	1 0					

Non-Div. I Games:

Penn

Average RPI Win: 217		WON-LOST RECORD		WINNING PCT. RANK		LAST 10 GAMES		STRENGTH OF SCHEDULE		OPP. STRENGTH OF SCHEDULE		TEAM RPI		ADJ RPI		CONF. RPI		ADJ CONF. RPI			
DIV. I ONLY		2-7-1		.25 283		2-7-1		45		124		156		.49333 154		20		20			
DIV. I NON-CONF.		0-7-1		.0625 314		0-7-1		48		42		223		.44876 220		18		18			
TOTALS		RPI 1-25		RPI 26-50		W-L RECORDS		RPI 51-100		RPI 101-150		RPI 150+									
2-7-1		0-1-0		0-3-0		OVERALL		0-1-0		0-2-0		2-0-1									
0-1-1		0-0-0		0-0-0		HOME		0-0-0		0-1-0		0-0-1									
2-4-0		0-1-0		0-2-0		AWAY		0-0-0		0-1-0		2-0-0									
0-2-0		0-0-0		0-1-0		NEUTRAL		0-1-0		0-0-0		0-0-0									
0-7-1		0-1-0		0-3-0		NON-CONFERENCE		0-1-0		0-2-0		0-0-1									
0-1-1		0-0-0		0-0-0		HOME		0-0-0		0-1-0		0-0-1									
0-4-0		0-1-0		0-0-		AWAY		0-0-0		0-1-0		0-0-0									
0-2-0		0-0-0		0-1-0		NEUTRAL		0-1-0		0-0-0		0-0-0									
2-0-0		0-0-0		0-0-0		CONFERENCE		0-0-0		0-0-0		2-0-0									
0-0-0		0-0-0		0-0-0		HOME		0-0-0		0-0-0		0-0-0									
2-0-0		0-0-0		0-0-0		AWAY		0-0-0		0-0-0		2-0-0									
0-0-0		0-0-0		0-0-0		NEUTRAL		0-0-0		0-0-0		0-0-0									
RPI	S	Opponent		Score		RPI	S	Opponent		Score		RPI	S	Opponent		Score					
16	A	Portland		0 1		39	A	West Virginia		0 4		87	N	Washington		0 2		113	H	Dayton	0 1
						43	A	Indiana		1 2								118	A	Pittsburgh	0 1
						47	N	Ohio St.		0 2								156	H	Detroit	2 2
																		213	A	Ohio	2 1
																		221	A	Kent St.	1 0
LAST 10 GAMES																					
						113	H	Dayton		0 1		213	A	Ohio		2 1					
						43	A	Indiana		1 2		221	A	Kent St.		1 0					
						47	N	Ohio St.		0 2		118	A	Pittsburgh		0 1					
						87	N	Washington		0 2		39	A	West Virginia		0 4					
						16	A	Portland		0 1		156	H	Detroit		2 2					

Non-Div. I Games:

Central Mich.

Average RPI Win:	249	WON-LOST RECORD	WINNING PCT. RANK	LAST 10 GAMES	STRENGTH OF SCHEDULE	OPP. STRENGTH OF SCHEDULE	TEAM RPI	ADJ RPI	CONF. RPI	ADJ CONF. RPI					
DIV. I ONLY		4-4-1	.5	146	4-4-1	150	244	157	.49318	155	14	14			
DIV. I NON-CONF.		4-2-1	.64286	93	4-2-1	225	260	147	.49705	146	14	14			
<hr/>															
TOTALS	RPI 1-25	RPI 26-50		W-L RECORDS		RPI 51-100		RPI 101-150		RPI 150+					
4-4-1	0-0-0	0-0-0		OVERALL		0-2-0		0-0-0		4-2-1					
3-2-1	0-0-0	0-0-0		HOME		0-1-0		0-0-0		3-1-1					
1-2-0	0-0-0	0-0-0		AWAY		0-1-0		0-0-0		1-1-0					
0-0-0	0-0-0	0-0-0		NEUTRAL		0-0-0		0-0-0		0-0-0					
4-2-1	0-0-0	0-0-0		NON-CONFERENCE		0-0-0		0-0-0		4-2-1					
3-1-1	0-0-0	0-0-0		HOME		0-0-0		0-0-0		3-1-1					
1-1-0	0-0-0	0-0-		AWAY		0-0-0		0-0-0		1-1-0					
0-0-0	0-0-0	0-0-0		NEUTRAL		0-0-0		0-0-0		0-0-0					
0-2-0	0-0-0	0-0-0		CONFERENCE		0-2-0		0-0-0		0-0-0					
0-1-0	0-0-0	0-0-0		HOME		0-1-0		0-0-0		0-0-0					
0-1-0	0-0-0	0-0-0		AWAY		0-1-0		0-0-0		0-0-0					
0-0-0	0-0-0	0-0-0		NEUTRAL		0-0-0		0-0-0		0-0-0					
<hr/>															
RPI	S	Opponent	Score	RPI	S	Opponent	Score	RPI	S	Opponent	Score				
				66 H Navy				0	1	164 A Binghamton			0	2	
				95 A Colgate				1	4	180 H Temple			0	0	
										192 H Fairleigh Dickinson			0	1	
										198 H UMBC			1	0	
										246 A NJIT			2	0	
										252 H Sacred Heart			3	2	
										298 H Manhattan			2	1	
<hr/>															
				LAST 10 GAMES											
95 A Colgate				1	4	66 H Navy				0	1				
180 H Temple				0	0	198 H UMBC				1	0				
192 H Fairleigh Dickinson				0	1	252 H Sacred Heart				3	2				
246 A NJIT				2	0	298 H Manhattan				2	1				
164 A Binghamton				0	2										

Non-Div. I Games:

Lafayette

Average RPI Win:		242	WON-LOST RECORD		WINNING PCT. RANK		LAST 10 GAMES		STRENGTH OF SCHEDULE		OPP. STRENGTH OF SCHEDULE		TEAM RPI		ADJ RPI		CONF. RPI		ADJ CONF. RPI	
DIV. I ONLY			4-5-1		.45 187		4-4-1		151		131		158		.49309 156		17		17	
DIV. I NON-CONF.			4-4-1		.5 146		4-3-1		154		99		136		.50626 136		17		17	
TOTALS		RPI 1-25		RPI 26-50		W-L RECORDS		RPI 51-100		RPI 101-150		RPI 150+								
4-5-1		0-1-0		0-2-0		OVERALL		0-0-0		1-1-0		3-1-1								
2-0-0		0-0-0		0-0-0		HOME		0-0-0		0-0-0		2-0-0								
2-5-1		0-1-0		0-2-0		AWAY		0-0-0		1-1-0		1-1-1								
0-0-0		0-0-0		0-0-0		NEUTRAL		0-0-0		0-0-0		0-0-0								
4-4-1		0-1-0		0-2-0		NON-CONFERENCE		0-0-0		1-1-0		3-0-1								
2-0-0		0-0-0		0-0-0		HOME		0-0-0		0-0-0		2-0-0								
2-4-1		0-1-0		0-0-		AWAY		0-0-0		1-1-0		1-0-1								
0-0-0		0-0-0		0-0-0		NEUTRAL		0-0-0		0-0-0		0-0-0								
0-1-0		0-0-0		0-0-0		CONFERENCE		0-0-0		0-0-0		0-1-0								
0-0-0		0-0-0		0-0-0		HOME		0-0-0		0-0-0		0-0-0								
0-1-0		0-0-0		0-0-0		AWAY		0-0-0		0-0-0		0-1-0								
0-0-0		0-0-0		0-0-0		NEUTRAL		0-0-0		0-0-0		0-0-0								
RPI	S	Opponent		Score		RPI	S	Opponent		Score		RPI	S	Opponent		Score				
12	A	Notre Dame		0 4		29	A	Michigan		0 2		114	A	San Francisco		1 0				
						44	A	California		1 2		116	A	Eastern Mich.		2 3				
												154	A	Central Mich.		2 2				
												211	A	Cleveland St.		0 2				
												260	H	Stetson		4 0				
												285	H	Bowling Green		3 0				
												307	A	Canisius		2 1				
LAST 10 GAMES																				
29	A	Michigan		0 2		211	A	Cleveland St.		0 2										
12	A	Notre Dame		0 4		260	H	Stetson		4 0										
307	A	Canisius		2 1		285	H	Bowling Green		3 0										
114	A	San Francisco		1 0		154	A	Central Mich.		2 2										
44	A	California		1 2		116	A	Eastern Mich.		2 3										

Non-Div. I Games: Madonna 2 0

Detroit

Average RPI Win:	255	WON-LOST	WINNING	LAST 10	STRENGTH OF	OPP. STRENGTH	TEAM	ADJ	CONF.	ADJ CONF.	
Average RPI Loss:	175	RECORD	PCT. RANK	GAMES	SCHEDULE	OF SCHEDULE	RPI	RPI	RPI	RPI	
DIV. I ONLY	4-4-0	.5	146	4-4-0	119	308	151	.49304	157	26	26
DIV. I NON-CONF.	3-3-0	.5	146	3-3-0	151	301	173	.47905	177	27	27
TOTALS	RPI 1-25	RPI 26-50	W-L RECORDS	RPI 51-100	RPI 101-150	RPI 150+					
4-4-0	0-0-0	0-0-0	OVERALL	0-1-0	0-1-0	4-2-0					
2-1-0	0-0-0	0-0-0	HOME	0-0-0	0-0-0	2-1-0					
2-3-0	0-0-0	0-0-0	AWAY	0-1-0	0-1-0	2-1-0					
0-0-0	0-0-0	0-0-0	NEUTRAL	0-0-0	0-0-0	0-0-0					
3-3-0	0-0-0	0-0-0	NON-CONFERENCE	0-1-0	0-0-0	3-2-0					
2-1-0	0-0-0	0-0-0	HOME	0-0-0	0-0-0	2-1-0					
1-2-0	0-0-0	0-0-	AWAY	0-1-0	0-0-0	1-1-0					
0-0-0	0-0-0	0-0-0	NEUTRAL	0-0-0	0-0-0	0-0-0					
1-1-0	0-0-0	0-0-0	CONFERENCE	0-0-0	0-1-0	1-0-0					
0-0-0	0-0-0	0-0-0	HOME	0-0-0	0-0-0	0-0-0					
1-1-0	0-0-0	0-0-0	AWAY	0-0-0	0-1-0	1-0-0					
0-0-0	0-0-0	0-0-0	NEUTRAL	0-0-0	0-0-0	0-0-0					
RPI S	Opponent	Score	RPI S	Opponent	Score	RPI S	Opponent	Score	RPI S	Opponent	Score
						94 A	Furman	1 2	131 A	Radford	0 1
									174 H	Wofford	1 2
									203 H	Citadel	2 1
									249 H	USC Upstate	1 0
									257 A	UNC Asheville	1 0
									301 A	South Carolina St.	1 2
									309 A	Alabama St.	5 0
LAST 10 GAMES											
						309 A	Alabama St.	5 0	257 A	UNC Asheville	1 0
						203 H	Citadel	2 1	131 A	Radford	0 1
						249 H	USC Upstate	1 0	174 H	Wofford	1 2
						94 A	Furman	1 2			
						301 A	South Carolina St.	1 2			

Non-Div. I Games:

Presbyterian

Average RPI Win: 288		WON-LOST RECORD		WINNING PCT. RANK		LAST 10 GAMES		STRENGTH OF SCHEDULE		OPP. STRENGTH OF SCHEDULE		TEAM RPI		ADJ RPI		CONF. RPI		ADJ CONF. RPI	
Average RPI Loss: 107		3-5-2		.4 214		3-5-2		84		249		155		.493 158		11		11	
DIV. I ONLY		3-5-2		.4 215		3-5-2		84		249		153		.493 151		10		10	
DIV. I NON-CONF.																			
TOTALS		RPI 1-25		RPI 26-50		W-L RECORDS		RPI 51-100		RPI 101-150		RPI 150+							
3-5-2		0-0-0		0-2-1		OVERALL		0-0-0		0-2-0		3-1-1							
2-0-0		0-0-0		0-0-0		HOME		0-0-0		0-0-0		2-0-0							
1-2-1		0-0-0		0-0-1		AWAY		0-0-0		0-1-0		1-1-0							
0-3-1		0-0-0		0-2-0		NEUTRAL		0-0-0		0-1-0		0-0-1							
3-5-2		0-0-0		0-2-1		NON-CONFERENCE		0-0-0		0-2-0		3-1-1							
2-0-0		0-0-0		0-0-0		HOME		0-0-0		0-0-0		2-0-0							
1-2-1		0-0-0		0-1-		AWAY		0-0-0		0-1-0		1-1-0							
0-3-1		0-0-0		0-2-0		NEUTRAL		0-0-0		0-1-0		0-0-1							
0-0-0		0-0-0		0-0-0		CONFERENCE		0-0-0		0-0-0		0-0-0							
0-0-0		0-0-0		0-0-0		HOME		0-0-0		0-0-0		0-0-0							
0-0-0		0-0-0		0-0-0		AWAY		0-0-0		0-0-0		0-0-0							
0-0-0		0-0-0		0-0-0		NEUTRAL		0-0-0		0-0-0		0-0-0							
RPI	S	Opponent		Score	RPI	S	Opponent		Score	RPI	S	Opponent		Score	RPI	S	Opponent		Score
					30	N	Texas Tech	0	3			103	N	Iowa	0	1			
					44	N	California	0	4			114	A	San Francisco	0	1			
					50	A	Utah	2	2			222	N	New Mexico	0	0			
												244	A	Utah Valley	1	2			
												274	H	Drake	3	2			
												284	H	Sacramento St.	1	0			
												305	A	Pacific	1	0			
LAST 10 GAMES																			
					44	N	California	0	4			305	A	Pacific	1	0			
					114	A	San Francisco	0	1			222	N	New Mexico	0	0			
					274	H	Drake	3	2			30	N	Texas Tech	0	3			
					103	N	Iowa	0	1			244	A	Utah Valley	1	2			
					284	H	Sacramento St.	1	0			50	A	Utah	2	2			

Non-Div. I Games:

UC Davis

Average RPI Win: 253		WON-LOST RECORD		WINNING PCT. RANK		LAST 10 GAMES		STRENGTH OF SCHEDULE		OPP. STRENGTH OF SCHEDULE		TEAM RPI		ADJ RPI		CONF. RPI		ADJ CONF. RPI	
DIV. I ONLY		7-2-1		.75 38		7-2-1		296		232		153		.49295 159		20		20	
DIV. I NON-CONF.		5-2-1		.6875 67		5-2-1		312		240		204		.45902 204		18		18	
TOTALS		RPI 1-25		RPI 26-50		W-L RECORDS		RPI 51-100		RPI 101-150		RPI 150+							
7-2-1		0-1-0		0-0-0		OVERALL		0-0-0		0-0-0		7-1-1							
4-0-0		0-0-0		0-0-0		HOME		0-0-0		0-0-0		4-0-0							
3-2-1		0-1-0		0-0-0		AWAY		0-0-0		0-0-0		3-1-1							
0-0-0		0-0-0		0-0-0		NEUTRAL		0-0-0		0-0-0		0-0-0							
5-2-1		0-1-0		0-0-0		NON-CONFERENCE		0-0-0		0-0-0		5-1-1							
4-0-0		0-0-0		0-0-0		HOME		0-0-0		0-0-0		4-0-0							
1-2-1		0-1-0		0-0-		AWAY		0-0-0		0-0-0		1-1-1							
0-0-0		0-0-0		0-0-0		NEUTRAL		0-0-0		0-0-0		0-0-0							
2-0-0		0-0-0		0-0-0		CONFERENCE		0-0-0		0-0-0		2-0-0							
0-0-0		0-0-0		0-0-0		HOME		0-0-0		0-0-0		0-0-0							
2-0-0		0-0-0		0-0-0		AWAY		0-0-0		0-0-0		2-0-0							
0-0-0		0-0-0		0-0-0		NEUTRAL		0-0-0		0-0-0		0-0-0							
RPI S	Opponent	Score		RPI S	Opponent	Score		RPI S	Opponent	Score		RPI S	Opponent	Score					
25 A	Colorado Col.	0 2										175 H	Green Bay	3 0					
												197 A	Buffalo	1 0					
												199 A	IUPUI	1 1					
												205 A	Akron	2 0					
												253 A	Air Force	1 0					
												286 A	IPFW	0 1					
												299 H	Tennessee Tech	2 0					
												315 H	Eastern Ill.	3 0					
												324 H	UNI	2 1					
LAST 10 GAMES																			

Non-Div. I Games:

Ball St.

Average RPI Win: 243		WON-LOST RECORD		WINNING PCT. RANK		LAST 10 GAMES		STRENGTH OF SCHEDULE		OPP. STRENGTH OF SCHEDULE		TEAM RPI		ADJ RPI		CONF. RPI		ADJ CONF. RPI	
DIV. I ONLY		8-2-1		.77273 30		8-1-1		315		159		160		.49106 160		22		22	
DIV. I NON-CONF.		7-2-1		.75 51		7-1-1		309		164		158		.48838 160		21		21	
TOTALS		RPI 1-25		RPI 26-50		W-L RECORDS		RPI 51-100		RPI 101-150		RPI 150+							
8-2-1		0-0-0		0-0-0		OVERALL		0-1-0		0-0-0		8-1-1							
5-1-0		0-0-0		0-0-0		HOME		0-0-0		0-0-0		5-1-0							
3-1-1		0-0-0		0-0-0		AWAY		0-1-0		0-0-0		3-0-1							
0-0-0		0-0-0		0-0-0		NEUTRAL		0-0-0		0-0-0		0-0-0							
7-2-1		0-0-0		0-0-0		NON-CONFERENCE		0-1-0		0-0-0		7-1-1							
4-1-0		0-0-0		0-0-0		HOME		0-0-0		0-0-0		4-1-0							
3-1-1		0-0-0		0-0-		AWAY		0-1-0		0-0-0		3-0-1							
0-0-0		0-0-0		0-0-0		NEUTRAL		0-0-0		0-0-0		0-0-0							
1-0-0		0-0-0		0-0-0		CONFERENCE		0-0-0		0-0-0		1-0-0							
1-0-0		0-0-0		0-0-0		HOME		0-0-0		0-0-0		1-0-0							
0-0-0		0-0-0		0-0-0		AWAY		0-0-0		0-0-0		0-0-0							
0-0-0		0-0-0		0-0-0		NEUTRAL		0-0-0		0-0-0		0-0-0							
RPI	S	Opponent		Score	RPI	S	Opponent		Score	RPI	S	Opponent		Score					
							76	A	Xavier	0	1	187	A	Saint Louis	1	1			
												190	H	UT Martin	3	0			
												196	H	Valparaiso	2	1			
												199	H	IUPUI	1	0			
												218	A	Eastern Ky.	3	0			
												274	H	Drake	1	0			
												275	H	Murray St.	0	1			
												281	H	Belmont	3	0			
												285	A	Bowling Green	2	1			
												299	A	Tennessee Tech	2	1			
LAST 10 GAMES																			
							187	A	Saint Louis	1	1		274	H	Drake	1	0		
							199	H	IUPUI	1	0		285	A	Bowling Green	2	1		
							76	A	Xavier	0	1		218	A	Eastern Ky.	3	0		
							190	H	UT Martin	3	0		196	H	Valparaiso	2	1		
							299	A	Tennessee Tech	2	1		281	H	Belmont	3	0		

Non-Div. I Games:

Evansville

Average RPI Win: 274		WON-LOST RECORD		WINNING PCT. RANK		LAST 10 GAMES		STRENGTH OF SCHEDULE		OPP. STRENGTH OF SCHEDULE		TEAM RPI		ADJ RPI		CONF. RPI		ADJ CONF. RPI	
DIV. I ONLY		7-2-1		.75 38		7-2-1		289		286		161		.49085 161		27		27	
DIV. I NON-CONF.		7-2-1		.75 51		7-2-1		289		282		156		.49085 156		26		26	
TOTALS		RPI 1-25		RPI 26-50		W-L RECORDS		RPI 51-100		RPI 101-150		RPI 150+							
7-2-1		0-0-0		0-0-0		OVERALL		0-1-0		1-0-0		6-1-1							
4-0-1		0-0-0		0-0-0		HOME		0-0-0		1-0-0		3-0-1							
3-2-0		0-0-0		0-0-0		AWAY		0-1-0		0-0-0		3-1-0							
0-0-0		0-0-0		0-0-0		NEUTRAL		0-0-0		0-0-0		0-0-0							
7-2-1		0-0-0		0-0-0		NON-CONFERENCE		0-1-0		1-0-0		6-1-1							
4-0-1		0-0-0		0-0-0		HOME		0-0-0		1-0-0		3-0-1							
3-2-0		0-0-0		0-0-		AWAY		0-1-0		0-0-0		3-1-0							
0-0-0		0-0-0		0-0-0		NEUTRAL		0-0-0		0-0-0		0-0-0							
0-0-0		0-0-0		0-0-0		CONFERENCE		0-0-0		0-0-0		0-0-0							
0-0-0		0-0-0		0-0-0		HOME		0-0-0		0-0-0		0-0-0							
0-0-0		0-0-0		0-0-0		AWAY		0-0-0		0-0-0		0-0-0							
0-0-0		0-0-0		0-0-0		NEUTRAL		0-0-0		0-0-0		0-0-0							
RPI	S	Opponent		Score	RPI	S	Opponent		Score	RPI	S	Opponent		Score					
							79	A	Stony Brook	1	2	140	H	Fairfield	2	1			
												166	H	Maine	1	1			
												198	A	UMBC	1	2			
												246	H	NJIT	4	0			
												293	H	Holy Cross	2	0			
												297	A	Howard	3	2			
												298	H	Manhattan	2	1			
												314	A	Saint Peter's	3	1			
												327	A	Delaware St.	2	0			
LAST 10 GAMES																			
		166	H	Maine	1	1	327	A	Delaware St.	2	0								
		297	A	Howard	3	2	198	A	UMBC	1	2								
		293	H	Holy Cross	2	0	246	H	NJIT	4	0								
		140	H	Fairfield	2	1	298	H	Manhattan	2	1								
		314	A	Saint Peter's	3	1	79	A	Stony Brook	1	2								

Non-Div. I Games:

Wagner

Average RPI Win: 237		WON-LOST	WINNING	LAST 10	STRENGTH OF		OPP. STRENGTH	TEAM	ADJ	CONF.	ADJ CONF.
Average RPI Loss: 117		RECORD	PCT. RANK	GAMES	SCHEDULE		OF SCHEDULE	RPI	RPI	RPI	RPI
DIV. I ONLY		4-5-2	.45455	174	3-5-2		142	229	164	.48708	163
DIV. I NON-CONF.		4-4-2	.5	146	3-4-2		127	245	143	.50063	143
TOTALS		RPI 1-25	RPI 26-50		W-L RECORDS		RPI 51-100		RPI 101-150		RPI 150+
4-5-2	0-0-0	0-0-0		OVERALL		0-2-0		0-2-0		4-1-2	
2-5-2	0-0-0	0-0-0		HOME		0-2-0		0-2-0		2-1-2	
2-0-0	0-0-0	0-0-0		AWAY		0-0-0		0-0-0		2-0-0	
0-0-0	0-0-0	0-0-0		NEUTRAL		0-0-0		0-0-0		0-0-0	
4-4-2	0-0-0	0-0-0		NON-CONFERENCE		0-2-0		0-1-0		4-1-2	
2-4-2	0-0-0	0-0-0		HOME		0-2-0		0-1-0		2-1-2	
2-0-0	0-0-0	0-0-0		AWAY		0-0-0		0-0-0		2-0-0	
0-0-0	0-0-0	0-0-0		NEUTRAL		0-0-0		0-0-0		0-0-0	
0-1-0	0-0-0	0-0-0		CONFERENCE		0-0-0		0-1-0		0-0-0	
0-1-0	0-0-0	0-0-0		HOME		0-0-0		0-1-0		0-0-0	
0-0-0	0-0-0	0-0-0		AWAY		0-0-0		0-0-0		0-0-0	
0-0-0	0-0-0	0-0-0		NEUTRAL		0-0-0		0-0-0		0-0-0	
RPI S	Opponent	Score	RPI S	Opponent	Score	RPI S	Opponent	Score	RPI S	Opponent	Score
						74 H	Princeton	0 1	115 H	Liberty	0 3
						98 H	Hofstra	0 2	147 H	Massachusetts	1 2
									153 H	Penn	0 1
									171 H	Hartford	0 0
									191 H	Longwood	5 1
									198 H	UMBC	0 0
									238 A	Quinnipiac	3 2
									255 H	Loyola Maryland	1 0
									263 A	LIU Brooklyn	1 0
LAST 10 GAMES											
						147 H	Massachusetts	1 2	74 H	Princeton	0 1
						98 H	Hofstra	0 2	153 H	Penn	0 1
						238 A	Quinnipiac	3 2	255 H	Loyola Maryland	1 0
						198 H	UMBC	0 0	115 H	Liberty	0 3
						171 H	Hartford	0 0	191 H	Longwood	5 1

Non-Div. I Games:

Saint Joseph's

Average RPI Win:	228	WON-LOST	WINNING	LAST 10	STRENGTH OF	OPP. STRENGTH	TEAM	ADJ	CONF.	ADJ CONF.		
Average RPI Loss:	182	RECORD	PCT. RANK	GAMES	SCHEDULE	OF SCHEDULE	RPI	RPI	RPI	RPI		
DIV. I ONLY	5-3-2	.6	104	5-3-2	221	276	165	.48698	164	24	24	
DIV. I NON-CONF.	5-3-1	.61111	104	5-3-1	203	275	148	.49643	147	24	25	
<hr/>												
TOTALS	RPI 1-25	RPI 26-50		W-L RECORDS		RPI 51-100		RPI 101-150		RPI 150+		
5-3-2	0-0-0	0-0-0		OVERALL		0-0-0		1-1-0		4-2-2		
2-0-1	0-0-0	0-0-0		HOME		0-0-0		0-0-0		2-0-1		
3-3-1	0-0-0	0-0-0		AWAY		0-0-0		1-1-0		2-2-1		
0-0-0	0-0-0	0-0-0		NEUTRAL		0-0-0		0-0-0		0-0-0		
<hr/>												
5-3-1	0-0-0	0-0-0		NON-CONFERENCE		0-0-0		1-1-0		4-2-1		
2-0-1	0-0-0	0-0-0		HOME		0-0-0		0-0-0		2-0-1		
3-3-0	0-0-0	0-0-		AWAY		0-0-0		1-1-0		2-2-0		
0-0-0	0-0-0	0-0-0		NEUTRAL		0-0-0		0-0-0		0-0-0		
<hr/>												
0-0-1	0-0-0	0-0-0		CONFERENCE		0-0-0		0-0-0		0-0-1		
0-0-0	0-0-0	0-0-0		HOME		0-0-0		0-0-0		0-0-0		
0-0-1	0-0-0	0-0-0		AWAY		0-0-0		0-0-0		0-0-1		
0-0-0	0-0-0	0-0-0		NEUTRAL		0-0-0		0-0-0		0-0-0		
<hr/>												
RPI	S	Opponent	Score	RPI	S	Opponent	Score	RPI	S	Opponent	Score	
								122	A	Cornell	0	2
								132	A	Army	1	0
								155	H	Lafayette	2	0
								180	A	Temple	0	2
								232	H	Marist	1	1
								243	A	Siena	1	2
								256	A	New Hampshire	0	0
								265	A	Iona	1	0
								288	H	Niagara	3	1
								298	A	Manhattan	1	0
<hr/>												
LAST 10 GAMES												
256 A New Hampshire				0	0	122 A Cornell				0	2	
132 A Army				1	0	232 H Marist				1	1	
265 A Iona				1	0	180 A Temple				0	2	
298 A Manhattan				1	0	288 H Niagara				3	1	
243 A Siena				1	2	155 H Lafayette				2	0	

Non-Div. I Games:

Binghamton

Average RPI Win: 245		WON-LOST RECORD	WINNING PCT. RANK		LAST 10 GAMES		STRENGTH OF SCHEDULE		OPP. STRENGTH OF SCHEDULE		TEAM RPI	ADJ RPI		CONF. RPI	ADJ CONF. RPI
Average RPI Loss: 138															
DIV. I ONLY		5-3-1	.61111	101	5-3-1		236		242		163	.48637	165	10	10
DIV. I NON-CONF.		4-3-1	.5625	131	4-3-1		282		224		211	.45478	212	11	11
TOTALS		RPI 1-25		RPI 26-50		W-L RECORDS		RPI 51-100		RPI 101-150		RPI 150+			
5-3-1		0-0-0		0-1-0		OVERALL		0-0-0		0-1-1		5-1-0			
3-1-1		0-0-0		0-0-0		HOME		0-0-0		0-0-1		3-1-0			
2-1-0		0-0-0		0-0-0		AWAY		0-0-0		0-1-0		2-0-0			
0-1-0		0-0-0		0-1-0		NEUTRAL		0-0-0		0-0-0		0-0-0			
4-3-1		0-0-0		0-1-0		NON-CONFERENCE		0-0-0		0-1-1		4-1-0			
2-1-1		0-0-0		0-0-0		HOME		0-0-0		0-0-1		2-1-0			
2-1-0		0-0-0		0-0-		AWAY		0-0-0		0-1-0		2-0-0			
0-1-0		0-0-0		0-1-0		NEUTRAL		0-0-0		0-0-0		0-0-0			
1-0-0		0-0-0		0-0-0		CONFERENCE		0-0-0		0-0-0		1-0-0			
1-0-0		0-0-0		0-0-0		HOME		0-0-0		0-0-0		1-0-0			
0-0-0		0-0-0		0-0-0		AWAY		0-0-0		0-0-0		0-0-0			
0-0-0		0-0-0		0-0-0		NEUTRAL		0-0-0		0-0-0		0-0-0			
RPI	S	Opponent	Score	RPI	S	Opponent	Score	RPI	S	Opponent	Score	RPI	S	Opponent	Score
				44	N	California	1 2					114	A	San Francisco	0 1
												145	H	Providence	1 1
												153	H	Penn	2 1
												214	A	Central Conn. St.	2 0
												256	H	New Hampshire	1 2
												263	H	LIU Brooklyn	1 0
												271	H	Rhode Island	2 0
												323	A	UMass Lowell	5 0
LAST 10 GAMES															
				214	A	Central Conn. St.	2 0					323	A	UMass Lowell	5 0
				153	H	Penn	2 1					271	H	Rhode Island	2 0
				114	A	San Francisco	0 1					263	H	LIU Brooklyn	1 0
				44	N	California	1 2					145	H	Providence	1 1
												256	H	New Hampshire	1 2

Non-Div. I Games:

Harvard

Average RPI Win: 242		WON-LOST	WINNING	LAST 10	STRENGTH OF		OPP. STRENGTH	TEAM	ADJ	CONF.	ADJ CONF.
Average RPI Loss: 90		RECORD	PCT. RANK	GAMES	SCHEDULE		OF SCHEDULE	RPI	RPI	RPI	RPI
DIV. I ONLY		4-3-3	.55	129	4-3-3		223	162	166	.48617	166
DIV. I NON-CONF.		3-3-3	.5	146	3-3-3		236	150	193	.46707	193
TOTALS		RPI 1-25	RPI 26-50		W-L RECORDS		RPI 51-100		RPI 101-150		RPI 150+
4-3-3	0-0-0	0-1-0		OVERALL		0-1-0		0-0-0		4-1-3	
2-0-0	0-0-0	0-0-0		HOME		0-0-0		0-0-0		2-0-0	
1-3-3	0-0-0	0-1-0		AWAY		0-1-0		0-0-0		1-1-3	
1-0-0	0-0-0	0-0-0		NEUTRAL		0-0-0		0-0-0		1-0-0	
3-3-3	0-0-0	0-1-0		NON-CONFERENCE		0-1-0		0-0-0		3-1-3	
1-0-0	0-0-0	0-0-0		HOME		0-0-0		0-0-0		1-0-0	
1-3-3	0-0-0	0-0-		AWAY		0-1-0		0-0-0		1-1-3	
1-0-0	0-0-0	0-0-0		NEUTRAL		0-0-0		0-0-0		1-0-0	
1-0-0	0-0-0	0-0-0		CONFERENCE		0-0-0		0-0-0		1-0-0	
1-0-0	0-0-0	0-0-0		HOME		0-0-0		0-0-0		1-0-0	
0-0-0	0-0-0	0-0-0		AWAY		0-0-0		0-0-0		0-0-0	
0-0-0	0-0-0	0-0-0		NEUTRAL		0-0-0		0-0-0		0-0-0	
RPI	S	Opponent	Score	RPI	S	Opponent	Score	RPI	S	Opponent	Score
				31	A	Connecticut	0 1	78	A	VCU	0 2
								161	A	Wagner	1 1
								162	A	Dartmouth	0 1
								173	A	Richmond	0 0
								198	H	UMBC	2 1
								202	A	Northeastern	1 1
								214	H	Central Conn. St.	2 1
								262	A	Bryant	1 0
								293	N	Holy Cross	1 0
LAST 10 GAMES											
				198	H	UMBC	2 1	173	A	Richmond	0 0
				162	A	Dartmouth	0 1	78	A	VCU	0 2
				202	A	Northeastern	1 1	161	A	Wagner	1 1
				262	A	Bryant	1 0	31	A	Connecticut	0 1
				293	N	Holy Cross	1 0	214	H	Central Conn. St.	2 1

Non-Div. I Games:

Maine

Average RPI Win:		200	WON-LOST RECORD		WINNING PCT. RANK		LAST 10 GAMES		STRENGTH OF SCHEDULE		OPP. STRENGTH OF SCHEDULE		TEAM RPI		ADJ RPI		CONF. RPI		ADJ CONF. RPI	
DIV. I ONLY			3-8-0		.27273 279		3-7-0		74		82		167		.48607 167		8		8	
DIV. I NON-CONF.			3-8-0		.27273 273		3-7-0		70		72		166		.48607 166		8		8	
TOTALS		RPI 1-25		RPI 26-50		W-L RECORDS		RPI 51-100		RPI 101-150		RPI 150+								
3-8-0		0-2-0		0-1-0		OVERALL		0-3-0		0-1-0		3-1-0								
3-2-0		0-1-0		0-0-0		HOME		0-1-0		0-0-0		3-0-0								
0-6-0		0-1-0		0-1-0		AWAY		0-2-0		0-1-0		0-1-0								
0-0-0		0-0-0		0-0-0		NEUTRAL		0-0-0		0-0-0		0-0-0								
3-8-0		0-2-0		0-1-0		NON-CONFERENCE		0-3-0		0-1-0		3-1-0								
3-2-0		0-1-0		0-0-0		HOME		0-1-0		0-0-0		3-0-0								
0-6-0		0-1-0		0-0-		AWAY		0-2-0		0-1-0		0-1-0								
0-0-0		0-0-0		0-0-0		NEUTRAL		0-0-0		0-0-0		0-0-0								
0-0-0		0-0-0		0-0-0		CONFERENCE		0-0-0		0-0-0		0-0-0								
0-0-0		0-0-0		0-0-0		HOME		0-0-0		0-0-0		0-0-0								
0-0-0		0-0-0		0-0-0		AWAY		0-0-0		0-0-0		0-0-0								
0-0-0		0-0-0		0-0-0		NEUTRAL		0-0-0		0-0-0		0-0-0								
RPI	S	Opponent		Score		RPI	S	Opponent		Score		RPI	S	Opponent		Score				
2	A	Stanford		0	4	36	A	Long Beach St.		0	1	54	H	UC Irvine		0	3			
7	H	UCLA		0	3							72	A	Cal St. Fullerton		0	1			
												99	A	Southern California		1	5			
														126 A Cal St. Northridge		1	2			
														172 H UC Santa Barbara		1	0			
														202 H Northeastern		1	0			
														226 H Montana		2	1			
														227 A Cal Poly		0	3			
LAST 10 GAMES						LAST 10 GAMES														
						126	A	Cal St. Northridge		1	2	99	A	Southern California		1	5			
						7	H	UCLA		0	3	72	A	Cal St. Fullerton		0	1			
						54	H	UC Irvine		0	3	36	A	Long Beach St.		0	1			
						226	H	Montana		2	1	2	A	Stanford		0	4			
						202	H	Northeastern		1	0	172	H	UC Santa Barbara		1	0			

Non-Div. I Games:

Loyola Marymount

[illegible]

Non-Div. I Games:

Oakland

Average RPI Win: 275		WON-LOST	WINNING	LAST 10	STRENGTH OF		OPP. STRENGTH	TEAM	ADJ	CONF.	ADJ CONF.
Average RPI Loss: 107		RECORD	PCT. RANK	GAMES	SCHEDULE		OF SCHEDULE	RPI	RPI	RPI	RPI
DIV. I ONLY		2-4-2	.375	225	2-4-2		109	187	169	.4844	169
DIV. I NON-CONF.		1-4-1	.25	275	1-4-1		138	135	228	.44511	229
TOTALS		RPI 1-25	RPI 26-50		W-L RECORDS		RPI 51-100		RPI 101-150		RPI 150+
2-4-2		0-1-0	0-0-0		OVERALL		0-0-0		0-2-1		2-1-1
0-0-1		0-0-0	0-0-0		HOME		0-0-0		0-0-0		0-0-1
2-4-1		0-1-0	0-0-0		AWAY		0-0-0		0-2-1		2-1-0
0-0-0		0-0-0	0-0-0		NEUTRAL		0-0-0		0-0-0		0-0-0
1-4-1		0-1-0	0-0-0		NON-CONFERENCE		0-0-0		0-2-0		1-1-1
0-0-1		0-0-0	0-0-0		HOME		0-0-0		0-0-0		0-0-1
1-4-0		0-1-0	0-0-		AWAY		0-0-0		0-2-0		1-1-0
0-0-0		0-0-0	0-0-0		NEUTRAL		0-0-0		0-0-0		0-0-0
1-0-1		0-0-0	0-0-0		CONFERENCE		0-0-0		0-0-1		1-0-0
0-0-0		0-0-0	0-0-0		HOME		0-0-0		0-0-0		0-0-0
1-0-1		0-0-0	0-0-0		AWAY		0-0-0		0-0-1		1-0-0
0-0-0		0-0-0	0-0-0		NEUTRAL		0-0-0		0-0-0		0-0-0
RPI S	Opponent	Score		RPI S	Opponent	Score		RPI S	Opponent	Score	
18 A	Nebraska	0 4									

Average RPI Win: 170		WON-LOST RECORD	WINNING PCT. RANK	LAST 10 GAMES	STRENGTH OF SCHEDULE	OPP. STRENGTH OF SCHEDULE	TEAM RPI	ADJ RPI	CONF. RPI	ADJ CONF. RPI		
Average RPI Loss: 152												
DIV. I ONLY		3-4-2	.44444	195	3-4-2	170	146	171	.48024	170	12	12
DIV. I NON-CONF.		2-3-2	.42857	205	2-3-2	170	152	182	.47775	181	12	12
<hr/>												
TOTALS		RPI 1-25		RPI 26-50		W-L RECORDS		RPI 51-100		RPI 101-150		RPI 150+
3-4-2		0-0-0		0-0-0		OVERALL		0-2-0		2-0-1		1-2-1
1-2-0		0-0-0		0-0-0		HOME		0-2-0		0-0-0		1-0-0
2-2-2		0-0-0		0-0-0		AWAY		0-0-0		2-0-1		0-2-1
0-0-0		0-0-0		0-0-0		NEUTRAL		0-0-0		0-0-0		0-0-0
<hr/>												
2-3-2		0-0-0		0-0-0		NON-CONFERENCE		0-2-0		1-0-1		1-1-1
1-2-0		0-0-0		0-0-0		HOME		0-2-0		0-0-0		1-0-0
1-1-2		0-0-0		0-0-		AWAY		0-0-0		1-0-1		0-1-1
0-0-0		0-0-0		0-0-0		NEUTRAL		0-0-0		0-0-0		0-0-0
<hr/>												
1-1-0		0-0-0		0-0-0		CONFERENCE		0-0-0		1-0-0		0-1-0
0-0-0		0-0-0		0-0-0		HOME		0-0-0		0-0-0		0-0-0
1-1-0		0-0-0		0-0-0		AWAY		0-0-0		1-0-0		0-1-0
0-0-0		0-0-0		0-0-0		NEUTRAL		0-0-0		0-0-0		0-0-0
<hr/>												
RPI	S	Opponent	Score	RPI	S	Opponent	Score	RPI	S	Opponent	Score	
						68 H	Stephen F. Austin	0	1	108 A	UTEP	2 1
						80 H	LSU	0	1	128 A	Western Ky.	0 0
										134 A	Vanderbilt	3 2
										181 A	Texas St.	0 0
										222 A	New Mexico	0 3
										236 A	UTSA	0 2
										269 H	Lamar	5 3

Non-Div. I Games:

Rice

Average RPI Win: 242		WON-LOST RECORD		WINNING PCT. RANK		LAST 10 GAMES		STRENGTH OF SCHEDULE		OPP. STRENGTH OF SCHEDULE		TEAM RPI		ADJ RPI		CONF. RPI		ADJ CONF. RPI	
DIV. I ONLY		6-2-3		.68182 65		5-2-3		299		190		170		.47964 171		24		24	
DIV. I NON-CONF.		5-2-3		.65 89		4-2-3		272		193		165		.4851 170		24		25	
TOTALS		RPI 1-25		RPI 26-50		W-L RECORDS		RPI 51-100		RPI 101-150		RPI 150+							
6-2-3		0-0-0		0-0-0		OVERALL		0-1-0		0-1-0		6-0-3							
3-1-0		0-0-0		0-0-0		HOME		0-0-0		0-1-0		3-0-0							
2-1-2		0-0-0		0-0-0		AWAY		0-1-0		0-0-0		2-0-2							
1-0-1		0-0-0		0-0-0		NEUTRAL		0-0-0		0-0-0		1-0-1							
5-2-3		0-0-0		0-0-0		NON-CONFERENCE		0-1-0		0-1-0		5-0-3							
3-1-0		0-0-0		0-0-0		HOME		0-0-0		0-1-0		3-0-0							
1-1-2		0-0-0		0-0-		AWAY		0-1-0		0-0-0		1-0-2							
1-0-1		0-0-0		0-0-0		NEUTRAL		0-0-0		0-0-0		1-0-1							
1-0-0		0-0-0		0-0-0		CONFERENCE		0-0-0		0-0-0		1-0-0							
0-0-0		0-0-0		0-0-0		HOME		0-0-0		0-0-0		0-0-0							
1-0-0		0-0-0		0-0-0		AWAY		0-0-0		0-0-0		1-0-0							
0-0-0		0-0-0		0-0-0		NEUTRAL		0-0-0		0-0-0		0-0-0							
RPI	S	Opponent		Score		RPI	S	Opponent		Score		RPI	S	Opponent		Score			

Non-Div. I Games:

Hartford

Average RPI Win:	254	WON-LOST RECORD	WINNING PCT. RANK	LAST 10 GAMES	STRENGTH OF SCHEDULE	OPP. STRENGTH OF SCHEDULE	TEAM RPI	ADJ RPI	CONF. RPI	ADJ CONF. RPI			
DIV. I ONLY		6-4-1	.59091 117	5-4-1	263	161	173	.47954 172	11	11			
DIV. I NON-CONF.		6-4-1	.59091 124	5-4-1	264	168	177	.47954 175	10	10			
<hr/>													
TOTALS	RPI 1-25	RPI 26-50		W-L RECORDS	RPI 51-100		RPI 101-150		RPI 150+				
6-4-1	0-1-0	0-1-0		OVERALL	0-0-1		1-0-0		5-2-0				
4-1-0	0-1-0	0-0-0		HOME	0-0-0		1-0-0		3-0-0				
2-2-1	0-0-0	0-0-0		AWAY	0-0-1		0-0-0		2-2-0				
0-1-0	0-0-0	0-1-0		NEUTRAL	0-0-0		0-0-0		0-0-0				
<hr/>													
6-4-1	0-1-0	0-1-0		NON-CONFERENCE	0-0-1		1-0-0		5-2-0				
4-1-0	0-1-0	0-0-0		HOME	0-0-0		1-0-0		3-0-0				
2-2-1	0-0-0	0-0-		AWAY	0-0-1		0-0-0		2-2-0				
0-1-0	0-0-0	0-1-0		NEUTRAL	0-0-0		0-0-0		0-0-0				
<hr/>													
0-0-0	0-0-0	0-0-0		CONFERENCE	0-0-0		0-0-0		0-0-0				
0-0-0	0-0-0	0-0-0		HOME	0-0-0		0-0-0		0-0-0				
0-0-0	0-0-0	0-0-0		AWAY	0-0-0		0-0-0		0-0-0				
0-0-0	0-0-0	0-0-0		NEUTRAL	0-0-0		0-0-0		0-0-0				
<hr/>													
RPI S	Opponent	Score		RPI S	Opponent	Score		RPI S	Opponent	Score			
10 H	Denver	1	2	30 N	Texas Tech	0	2	85 A	Weber St.	1 1			
								119 H	Cincinnati	1 0			
								167 A	Loyola Marymount	0 1			
								222 A	New Mexico	2 0			
								232 A	Southern Utah	3 4			
								250 H	Fresno St.	2 0			
								305 H	Pacific	1 0			
								310 A	San Jose St.	2 0			
								318 H	CSU Bakersfield	3 0			
								LAST 10 GAMES					
								30 N	Texas Tech	0 2	10 H	Denver	1 2
								222 A	New Mexico	2 0	305 H	Pacific	1 0
								310 A	San Jose St.	2 0	167 A	Loyola Marymount	0 1
								318 H	CSU Bakersfield	3 0			
								232 A	Southern Utah	3 4			
								85 A	Weber St.	1 1			
								119 H	Cincinnati	1 0			

Non-Div. I Games:

UC Santa Barbara

Average RPI Win: 267		WON-LOST	WINNING	LAST 10	STRENGTH OF		OPP. STRENGTH	TEAM	ADJ	CONF.	ADJ CONF.
Average RPI Loss: 63		RECORD	PCT. RANK	GAMES	SCHEDULE		OF SCHEDULE	RPI	RPI	RPI	RPI
DIV. I ONLY		3-6-2	.36364	234	3-5-2		135	129	174	.47908	173
DIV. I NON-CONF.		3-5-2	.4	215	3-4-2		131	125	163	.4871	164
TOTALS		RPI 1-25	RPI 26-50		W-L RECORDS		RPI 51-100		RPI 101-150		RPI 150+
3-6-2	0-1-0	0-1-0		OVERALL		0-3-0		0-1-0		3-0-2	
0-0-2	0-0-0	0-0-0		HOME		0-0-0		0-0-0		0-0-2	
1-6-0	0-1-0	0-1-0		AWAY		0-3-0		0-1-0		1-0-0	
2-0-0	0-0-0	0-0-0		NEUTRAL		0-0-0		0-0-0		2-0-0	
3-5-2	0-1-0	0-1-0		NON-CONFERENCE		0-3-0		0-0-0		3-0-2	
0-0-2	0-0-0	0-0-0		HOME		0-0-0		0-0-0		0-0-2	
1-5-0	0-1-0	0-0-		AWAY		0-3-0		0-0-0		1-0-0	
2-0-0	0-0-0	0-0-0		NEUTRAL		0-0-0		0-0-0		2-0-0	
0-1-0	0-0-0	0-0-0		CONFERENCE		0-0-0		0-1-0		0-0-0	
0-0-0	0-0-0	0-0-0		HOME		0-0-0		0-0-0		0-0-0	
0-1-0	0-0-0	0-0-0		AWAY		0-0-0		0-1-0		0-0-0	
0-0-0	0-0-0	0-0-0		NEUTRAL		0-0-0		0-0-0		0-0-0	
RPI S	Opponent	Score		RPI S	Opponent	Score		RPI S	Opponent	Score	
1 A	Virginia	0 3		39 A	West Virginia	0 2		52 A	James Madison	1 4	
								74 A	Princeton	0 2	
								100 A	Villanova	0 3	

Average RPI Win:	249	WON-LOST RECORD	WINNING PCT. RANK	LAST 10 GAMES	STRENGTH OF SCHEDULE	OPP. STRENGTH OF SCHEDULE	TEAM RPI	ADJ RPI	CONF. RPI	ADJ CONF. RPI				
Average RPI Loss:	194													
DIV. I ONLY	5-2-1	.6875	63	5-2-1	291	251	175	.47885	174	13	13			
DIV. I NON-CONF.	4-2-1	.64286	93	4-2-1	288	272	199	.46546	197	13	13			
<hr/>														
TOTALS	RPI 1-25	RPI 26-50		W-L RECORDS	RPI 51-100		RPI 101-150		RPI 150+					
5-2-1	0-0-0	0-0-0		OVERALL	0-0-0		0-0-0		5-2-1					
3-1-0	0-0-0	0-0-0		HOME	0-0-0		0-0-0		3-1-0					
2-1-1	0-0-0	0-0-0		AWAY	0-0-0		0-0-0		2-1-1					
0-0-0	0-0-0	0-0-0		NEUTRAL	0-0-0		0-0-0		0-0-0					
<hr/>														
4-2-1	0-0-0	0-0-0		NON-CONFERENCE	0-0-0		0-0-0		4-2-1					
2-1-0	0-0-0	0-0-0		HOME	0-0-0		0-0-0		2-1-0					
2-1-1	0-0-0	0-0-		AWAY	0-0-0		0-0-0		2-1-1					
0-0-0	0-0-0	0-0-0		NEUTRAL	0-0-0		0-0-0		0-0-0					
<hr/>														
1-0-0	0-0-0	0-0-0		CONFERENCE	0-0-0		0-0-0		1-0-0					
1-0-0	0-0-0	0-0-0		HOME	0-0-0		0-0-0		1-0-0					
0-0-0	0-0-0	0-0-0		AWAY	0-0-0		0-0-0		0-0-0					
0-0-0	0-0-0	0-0-0		NEUTRAL	0-0-0		0-0-0		0-0-0					
<hr/>														
RPI S	Opponent	Score	RPI S	Opponent	Score	RPI S	Opponent	Score	RPI S	Opponent	Score			
									157 A	Presbyterian	2 1			
									177 H	Coastal Caro.	0 2			
									203 H	Citadel	2 0			
									210 A	Winthrop	0 1			
									249 A	USC Upstate	0 0			
									257 H	UNC Asheville	1 0			
									308 A	Gardner-Webb	2 1			
									322 H	Francis Marion	3 0			
<hr/>														
			LAST 10 GAMES											
			322 H Francis Marion			3 0			203 H Citadel			2 0		
			308 A Gardner-Webb			2 1			249 A USC Upstate			0 0		
			157 A Presbyterian			2 1			210 A Winthrop			0 1		
			257 H UNC Asheville			1 0								
			177 H Coastal Caro.			0 2								

Average RPI Win:	268	WON-LOST	WINNING	LAST 10	STRENGTH OF	OPP. STRENGTH	TEAM	ADJ	CONF.	ADJ CONF.					
Average RPI Loss:	192	RECORD	PCT. RANK	GAMES	SCHEDULE	OF SCHEDULE	RPI	RPI	RPI	RPI					
DIV. I ONLY	4-2-4	.6	104	4-2-3	242	261	172	.47811	175	17	17				
DIV. I NON-CONF.	3-2-4	.55556	137	3-2-3	239	268	195	.4643	200	17	17				
<hr/>															
TOTALS	RPI 1-25	RPI 26-50		W-L RECORDS		RPI 51-100		RPI 101-150		RPI 150+					
4-2-4	0-0-0	0-0-0		OVERALL		0-0-1		0-0-1		4-2-2					
4-0-1	0-0-0	0-0-0		HOME		0-0-0		0-0-1		4-0-0					
0-2-3	0-0-0	0-0-0		AWAY		0-0-1		0-0-0		0-2-2					
0-0-0	0-0-0	0-0-0		NEUTRAL		0-0-0		0-0-0		0-0-0					
<hr/>															
3-2-4	0-0-0	0-0-0		NON-CONFERENCE		0-0-1		0-0-1		3-2-2					
3-0-1	0-0-0	0-0-0		HOME		0-0-0		0-0-1		3-0-0					
0-2-3	0-0-0	0-0-		AWAY		0-0-1		0-0-0		0-2-2					
0-0-0	0-0-0	0-0-0		NEUTRAL		0-0-0		0-0-0		0-0-0					
<hr/>															
1-0-0	0-0-0	0-0-0		CONFERENCE		0-0-0		0-0-0		1-0-0					
1-0-0	0-0-0	0-0-0		HOME		0-0-0		0-0-0		1-0-0					
0-0-0	0-0-0	0-0-0		AWAY		0-0-0		0-0-0		0-0-0					
0-0-0	0-0-0	0-0-0		NEUTRAL		0-0-0		0-0-0		0-0-0					
<hr/>															
RPI	S	Opponent	Score	RPI	S	Opponent	Score	RPI	S	Opponent	Score				
				73 A DePaul				0	0	137 H Loyola Chicago		0	0		
												159 A Ball St.		0	3
												168 H Oakland		2	0
												199 A IUPUI		1	1
												224 A Indiana St.		0	4
												274 A Drake		1	1
												289 H Western Ill.		3	1
												300 H Northern Ill.		1	0
												315 H Eastern Ill.		2	0
<hr/>															
				LAST 10 GAMES											
73 A DePaul				0	0	137 H Loyola Chicago				0	0				
274 A Drake				1	1	168 H Oakland				2	0				
224 A Indiana St.				0	4	300 H Northern Ill.				1	0				
315 H Eastern Ill.				2	0	159 A Ball St.				0	3				
289 H Western Ill.				3	1	199 A IUPUI				1	1				

Non-Div. I Games: Michigan Tech 0 1

Green Bay

Average RPI Win: 224		WON-LOST	WINNING	LAST 10	STRENGTH OF	OPP. STRENGTH	TEAM	ADJ	CONF.	ADJ CONF.		
Average RPI Loss: 110		RECORD	PCT. RANK	GAMES	SCHEDULE	OF SCHEDULE	RPI	RPI	RPI	RPI		
DIV. I ONLY		4-5-1	.45	187	4-5-1	178	169	176	.47745	176	21	21
DIV. I NON-CONF.		3-5-0	.375	230	3-5-0	122	147	172	.48179	172	20	20
<hr/>												
TOTALS		RPI 1-25		RPI 26-50		W-L RECORDS		RPI 51-100		RPI 101-150		RPI 150+
4-5-1		0-0-0		0-1-0		OVERALL		1-1-0		0-2-0		3-1-1
3-2-1		0-0-0		0-0-0		HOME		1-1-0		0-0-0		2-1-1
1-2-0		0-0-0		0-1-0		AWAY		0-0-0		0-1-0		1-0-0
0-1-0		0-0-0		0-0-0		NEUTRAL		0-0-0		0-1-0		0-0-0
3-5-0		0-0-0		0-1-0		NON-CONFERENCE		1-1-0		0-2-0		2-1-0
2-2-0		0-0-0		0-0-0		HOME		1-1-0		0-0-0		1-1-0
1-2-0		0-0-0		0-0-		AWAY		0-0-0		0-1-0		1-0-0
0-1-0		0-0-0		0-0-0		NEUTRAL		0-0-0		0-1-0		0-0-0
1-0-1		0-0-0		0-0-0		CONFERENCE		0-0-0		0-0-0		1-0-1
1-0-1		0-0-0		0-0-0		HOME		0-0-0		0-0-0		1-0-1
0-0-0		0-0-0		0-0-0		AWAY		0-0-0		0-0-0		0-0-0
0-0-0		0-0-0		0-0-0		NEUTRAL		0-0-0		0-0-0		0-0-0
RPI	S	Opponent		Score		RPI	S	Opponent		Score		

Non-Div. I Games:

Idaho St.

Average RPI Win:	243	WON-LOST RECORD	WINNING PCT. RANK	LAST 10 GAMES	STRENGTH OF SCHEDULE	OPP. STRENGTH OF SCHEDULE	TEAM RPI	ADJ RPI	CONF. RPI	ADJ CONF. RPI					
DIV. I ONLY		4-5-1	.45	187	4-5-1	154	265	178	.47712	177	26	26			
DIV. I NON-CONF.		3-4-1	.4375	198	3-4-1	86	233	139	.50406	140	27	27			
<hr/>															
TOTALS	RPI 1-25	RPI 26-50		W-L RECORDS		RPI 51-100		RPI 101-150		RPI 150+					
4-5-1	0-0-0	0-0-0		OVERALL		0-2-0		0-1-0		4-2-1					
1-2-0	0-0-0	0-0-0		HOME		0-1-0		0-1-0		1-0-0					
2-2-1	0-0-0	0-0-0		AWAY		0-0-0		0-0-0		2-2-1					
1-1-0	0-0-0	0-0-0		NEUTRAL		0-1-0		0-0-0		1-0-0					
<hr/>															
3-4-1	0-0-0	0-0-0		NON-CONFERENCE		0-2-0		0-1-0		3-1-1					
0-2-0	0-0-0	0-0-0		HOME		0-1-0		0-1-0		0-0-0					
2-1-1	0-0-0	0-0-		AWAY		0-0-0		0-0-0		2-1-1					
1-1-0	0-0-0	0-0-0		NEUTRAL		0-1-0		0-0-0		1-0-0					
<hr/>															
1-1-0	0-0-0	0-0-0		CONFERENCE		0-0-0		0-0-0		1-1-0					
1-0-0	0-0-0	0-0-0		HOME		0-0-0		0-0-0		1-0-0					
0-1-0	0-0-0	0-0-0		AWAY		0-0-0		0-0-0		0-1-0					
0-0-0	0-0-0	0-0-0		NEUTRAL		0-0-0		0-0-0		0-0-0					
<hr/>															
RPI	S	Opponent	Score	RPI	S	Opponent	Score	RPI	S	Opponent	Score				
				78 N VCU				1	2	109 H UAB			1	3	
				97 H Elon				0	2	174 A Wofford			2	0	
										182 A Davidson			0	0	
										191 A Longwood			0	1	
										209 A UNC Wilmington			0	1	
										221 N Kent St.			1	0	
										249 A USC Upstate			4	0	
										326 H VMI			3	0	
				LAST 10 GAMES											
				109 H UAB				1	3	326 H VMI				3	0
				78 N VCU				1	2	191 A Longwood				0	1
				221 N Kent St.				1	0	209 A UNC Wilmington				0	1
				249 A USC Upstate				4	0	182 A Davidson				0	0
				174 A Wofford				2	0	97 H Elon				0	2

Non-Div. I Games:

Coastal Caro.

Average RPI Win: 271		WON-LOST RECORD		WINNING PCT. RANK		LAST 10 GAMES		STRENGTH OF SCHEDULE		OPP. STRENGTH OF SCHEDULE		TEAM RPI		ADJ RPI		CONF. RPI		ADJ CONF. RPI	
Average RPI Loss: 127		6-3-2		.63636 92		6-3-1		276		229		179		.47674 178		23		23	
DIV. I ONLY		5-3-2		.6 111		5-3-1		267		230		187		.47164 187		23		23	
DIV. I NON-CONF.																			
TOTALS		RPI 1-25		RPI 26-50		W-L RECORDS		RPI 51-100		RPI 101-150		RPI 150+							
6-3-2		0-0-0		0-0-0		OVERALL		0-2-0		0-0-1		6-1-1							
5-0-1		0-0-0		0-0-0		HOME		0-0-0		0-0-1		5-0-0							
1-3-1		0-0-0		0-0-0		AWAY		0-2-0		0-0-0		1-1-1							
0-0-0		0-0-0		0-0-0		NEUTRAL		0-0-0		0-0-0		0-0-0							
5-3-2		0-0-0		0-0-0		NON-CONFERENCE		0-2-0		0-0-1		5-1-1							
4-0-1		0-0-0		0-0-0		HOME		0-0-0		0-0-1		4-0-0							
1-3-1		0-0-0		0-0-		AWAY		0-2-0		0-0-0		1-1-1							
0-0-0		0-0-0		0-0-0		NEUTRAL		0-0-0		0-0-0		0-0-0							
1-0-0		0-0-0		0-0-0		CONFERENCE		0-0-0		0-0-0		1-0-0							
1-0-0		0-0-0		0-0-0		HOME		0-0-0		0-0-0		1-0-0							
0-0-0		0-0-0		0-0-0		AWAY		0-0-0		0-0-0		0-0-0							
0-0-0		0-0-0		0-0-0		NEUTRAL		0-0-0		0-0-0		0-0-0							
RPI	S	Opponent		Score	RPI	S	Opponent		Score	RPI	S	Opponent		Score	RPI	S	Opponent		Score
							</												

Non-Div. I Games:

Arkansas St.

Average RPI Win: 235		WON-LOST RECORD		WINNING PCT. RANK		LAST 10 GAMES		STRENGTH OF SCHEDULE		OPP. STRENGTH OF SCHEDULE		TEAM RPI		ADJ RPI		CONF. RPI		ADJ CONF. RPI	
DIV. I ONLY		5-2-3		.65 81		5-2-3		286		217		181		.47652 179		21		21	
DIV. I NON-CONF.		4-2-3		.61111 104		4-2-3		283		225		192		.46924 189		20		20	
TOTALS		RPI 1-25		RPI 26-50		W-L RECORDS		RPI 51-100		RPI 101-150		RPI 150+							
5-2-3		0-0-0		1-0-0		OVERALL		0-0-0		0-2-1		4-0-2							
2-2-2		0-0-0		0-0-0		HOME		0-0-0		0-2-1		2-0-1							
3-0-1		0-0-0		1-0-0		AWAY		0-0-0		0-0-0		2-0-1							
0-0-0		0-0-0		0-0-0		NEUTRAL		0-0-0		0-0-0		0-0-0							
4-2-3		0-0-0		1-0-0		NON-CONFERENCE		0-0-0		0-2-1		3-0-2							
2-2-2		0-0-0		0-0-0		HOME		0-0-0		0-2-1		2-0-1							
2-0-1		0-0-0		1-0-		AWAY		0-0-0		0-0-0		1-0-1							
0-0-0		0-0-0		0-0-0		NEUTRAL		0-0-0		0-0-0		0-0-0							
1-0-0		0-0-0		0-0-0		CONFERENCE		0-0-0		0-0-0		1-0-0							
0-0-0		0-0-0		0-0-0		HOME		0-0-0		0-0-0		0-0-0							
1-0-0		0-0-0		0-0-0		AWAY		0-0-0		0-0-0		1-0-0							
0-0-0		0-0-0		0-0-0		NEUTRAL		0-0-0		0-0-0		0-0-0							
RPI	S	Opponent		Score		RPI	S	Opponent		Score		RPI	S	Opponent		Score			
						36	A	Long Beach St.		1 0									
												108	H	UTEP		3 4			
												110	H	UNLV		0 0			
												112	H	Hawaii		0 1			
												232	A	Southern Utah		3 2			
												269	H	Lamar		3 2			
												272	A	UC Riverside		1 1			
												306	H	Colorado St.		1 1			
												318	A	CSU Bakersfield		1 0			
												321	H	Grand Canyon		1 0			
LAST 10 GAMES																			
						306	H	Colorado St.		1 1		232	A	Southern Utah		3 2			
						321	H	Grand Canyon		1 0		112	H	Hawaii		0 1			
						110	H	UNLV		0 0		108	H	UTEP		3 4			
						272	A	UC Riverside		1 1		269	H	Lamar		3 2			
						318	A	CSU Bakersfield		1 0		36	A	Long Beach St.		1 0			

Non-Div. I Games:

Northern Ariz.

Average RPI Win: 248		WON-LOST	WINNING	LAST 10	STRENGTH OF	OPP. STRENGTH	TEAM	ADJ	CONF.	ADJ CONF.		
Average RPI Loss: 124		RECORD	PCT. RANK	GAMES	SCHEDULE	OF SCHEDULE	RPI	RPI	RPI	RPI		
DIV. I ONLY		6-4-1	.59091	117	5-4-1	264	175	177	.47569	180	7	7
DIV. I NON-CONF.		5-3-1	.61111	104	4-3-1	273	198	184	.47431	184	7	7
<hr/>												
TOTALS		RPI 1-25		RPI 26-50		W-L RECORDS		RPI 51-100		RPI 101-150		RPI 150+
6-4-1		0-0-0		0-0-0		OVERALL		0-3-0		0-0-0		6-1-1
2-4-0		0-0-0		0-0-0		HOME		0-3-0		0-0-0		2-1-0
4-0-1		0-0-0		0-0-0		AWAY		0-0-0		0-0-0		4-0-1
0-0-0		0-0-0		0-0-0		NEUTRAL		0-0-0		0-0-0		0-0-0
5-3-1		0-0-0		0-0-0		NON-CONFERENCE		0-2-0		0-0-0		5-1-1
1-3-0		0-0-0		0-0-0		HOME		0-2-0		0-0-0		1-1-0
4-0-1		0-0-0		0-0-		AWAY		0-0-0		0-0-0		4-0-1
0-0-0		0-0-0		0-0-0		NEUTRAL		0-0-0		0-0-0		0-0-0
1-1-0		0-0-0		0-0-0		CONFERENCE		0-1-0		0-0-0		1-0-0
1-1-0		0-0-0		0-0-0		HOME		0-1-0		0-0-0		1-0-0
0-0-0		0-0-0		0-0-0		AWAY		0-0-0		0-0-0		0-0-0
0-0-0		0-0-0		0-0-0		NEUTRAL		0-0-0		0-0-0		0-0-0
RPI	S	Opponent	Score	RPI	S	Opponent	Score	RPI	S	Opponent	Score	
						62 H Delaware	1 2			155 A Lafayette	0 0	
						83 H SMU	0 1			164 H Binghamton	2 0	
						84 H Marshall	0 1			215 H Houston	2 0	
										246 A NJIT	2 0	
										255 A Loyola Maryland	1 0	
										268 H Rider	0 1	
										279 A Mt. St. Mary's	1 0	
										327 A Delaware St.	4 0	
<hr/>												
LAST 10 GAMES												
						155 A Lafayette	0 0			83 H SMU	0 1	
						164 H Binghamton	2 0			215 H Houston	2 0	
						268 H Rider	0 1			62 H Delaware	1 2	
						84 H Marshall	0 1			279 A Mt. St. Mary's	1 0	
						255 A Loyola Maryland	1 0			327 A Delaware St.	4 0	

Non-Div. I Games:

Temple

Average RPI Win:	282	WON-LOST RECORD	WINNING PCT. RANK	LAST 10 GAMES	STRENGTH OF SCHEDULE	OPP. STRENGTH OF SCHEDULE	TEAM RPI	ADJ RPI	CONF. RPI	ADJ CONF. RPI		
DIV. I ONLY		4-5-2	.45455	174	3-5-2	175	210	183	.47521	181	23	23
DIV. I NON-CONF.		3-5-1	.38889	223	2-5-1	189	177	209	.45687	208	23	23
<hr/>												
TOTALS	RPI 1-25	RPI 26-50		W-L RECORDS		RPI 51-100		RPI 101-150		RPI 150+		
4-5-2	0-0-0	0-0-0		OVERALL		0-3-0		0-1-0		4-1-2		
2-1-1	0-0-0	0-0-0		HOME		0-0-0		0-1-0		2-0-1		
2-4-1	0-0-0	0-0-0		AWAY		0-3-0		0-0-0		2-1-1		
0-0-0	0-0-0	0-0-0		NEUTRAL		0-0-0		0-0-0		0-0-0		
<hr/>												
3-5-1	0-0-0	0-0-0		NON-CONFERENCE		0-3-0		0-1-0		3-1-1		
2-1-1	0-0-0	0-0-0		HOME		0-0-0		0-1-0		2-0-1		
1-4-0	0-0-0	0-0-		AWAY		0-3-0		0-0-0		1-1-0		
0-0-0	0-0-0	0-0-0		NEUTRAL		0-0-0		0-0-0		0-0-0		
<hr/>												
1-0-1	0-0-0	0-0-0		CONFERENCE		0-0-0		0-0-0		1-0-1		
0-0-0	0-0-0	0-0-0		HOME		0-0-0		0-0-0		0-0-0		
1-0-1	0-0-0	0-0-0		AWAY		0-0-0		0-0-0		1-0-1		
0-0-0	0-0-0	0-0-0		NEUTRAL		0-0-0		0-0-0		0-0-0		
<hr/>												
RPI	S	Opponent	Score	RPI	S	Opponent	Score	RPI	S	Opponent	Score	
				60 A Texas 0 3				108 H UTEP 0 1				
				68 A Stephen F. Austin 0 1				152 A South Ala. 2 2				
				93 A Oklahoma 0 4				170 H Rice 0 0				
								183 A McNeese St. 1 2				
								258 H Sam Houston St. 2 1				
								266 A Northwestern St. 3 1				
								292 A Troy 2 1				
								313 H Prairie View 5 0				

Non-Div. I Games:

Texas St.

Average RPI Win: 213		WON-LOST	WINNING	LAST 10	STRENGTH OF	OPP. STRENGTH	TEAM	ADJ	CONF.	ADJ CONF.			
Average RPI Loss: 104		RECORD	PCT. RANK	GAMES	SCHEDULE	OF SCHEDULE	RPI	RPI	RPI	RPI			
DIV. I ONLY		2-6-3	.31818	257	2-5-3	91	207	182	.47502	182	13	13	
DIV. I NON-CONF.		1-5-3	.27778	268	1-4-3	93	183	196	.46573	196	13	13	
<hr/>													
TOTALS		RPI 1-25		RPI 26-50		W-L RECORDS		RPI 51-100		RPI 101-150		RPI 150+	
2-6-3		0-0-0		0-0-0		OVERALL		0-4-0		1-1-1		1-1-2	
1-3-1		0-0-0		0-0-0		HOME		0-2-0		1-1-0		0-0-1	
1-3-1		0-0-0		0-0-0		AWAY		0-2-0		0-0-1		1-1-0	
0-0-1		0-0-0		0-0-0		NEUTRAL		0-0-0		0-0-0		0-0-1	
1-5-3		0-0-0		0-0-0		NON-CONFERENCE		0-3-0		1-1-1		0-1-2	
1-3-1		0-0-0		0-0-0		HOME		0-2-0		1-1-0		0-0-1	
0-2-1		0-0-0		0-0-		AWAY		0-1-0		0-0-1		0-1-0	
0-0-1		0-0-0		0-0-0		NEUTRAL		0-0-0		0-0-0		0-0-1	
1-1-0		0-0-0		0-0-0		CONFERENCE		0-1-0		0-0-0		1-0-0	
0-0-0		0-0-0		0-0-0		HOME		0-0-0		0-0-0		0-0-0	
1-1-0		0-0-0		0-0-0		AWAY		0-1-0		0-0-0		1-0-0	
0-0-0		0-0-0		0-0-0		NEUTRAL		0-0-0		0-0-0		0-0-0	
RPI	S	Opponent	Score	RPI	S	Opponent	Score	RPI	S	Opponent	Score		
						51 A	Clemson	0	2	106 A	FGCU	0	0
						52 H	James Madison	0	2	130 H	Charlotte	1	0
						82 A	Samford	0	3	144 H	East Carolina	0	2
						83 H	SMU	0	3	177 H	Coastal Caro.	0	0
										210 A	Winthrop	1	2
										277 N	Fla. Atlantic	0	0
										296 A	Chattanooga	3	2
<hr/>													
LAST 10 GAMES													
						52 H	James Madison	0	2	82 A	Samford	0	3
						210 A	Winthrop	1	2	296 A	Chattanooga	3	2
						51 A	Clemson	0	2	130 H	Charlotte	1	0
						83 H	SMU	0	3	106 A	FGCU	0	0
						277 N	Fla. Atlantic	0	0	177 H	Coastal Caro.	0	0

Non-Div. I Games:

Davidson

Average RPI Win:	263	WON-LOST	WINNING	LAST 10	STRENGTH OF	OPP. STRENGTH	TEAM	ADJ	CONF.	ADJ CONF.	
Average RPI Loss:	203	RECORD	PCT. RANK	GAMES	SCHEDULE	OF SCHEDULE	RPI	RPI	RPI	RPI	
DIV. I ONLY	5-5-1	.5	146	5-4-1	157	313	180	.47464	183	19	19
DIV. I NON-CONF.	5-2-1	.6875	67	5-1-1	255	271	150	.49284	152	22	22
<hr/>											
TOTALS	RPI 1-25	RPI 26-50		W-L RECORDS		RPI 51-100		RPI 101-150		RPI 150+	
5-5-1	0-0-0	0-0-1		OVERALL		0-0-0		0-2-0		5-3-0	
5-3-0	0-0-0	0-0-0		HOME		0-0-0		0-0-0		5-3-0	
0-2-1	0-0-0	0-0-1		AWAY		0-0-0		0-2-0		0-0-0	
0-0-0	0-0-0	0-0-0		NEUTRAL		0-0-0		0-0-0		0-0-0	
<hr/>											
5-2-1	0-0-0	0-0-1		NON-CONFERENCE		0-0-0		0-1-0		5-1-0	
5-1-0	0-0-0	0-0-0		HOME		0-0-0		0-0-0		5-1-0	
0-1-1	0-0-0	0-1-		AWAY		0-0-0		0-1-0		0-0-0	
0-0-0	0-0-0	0-0-0		NEUTRAL		0-0-0		0-0-0		0-0-0	
<hr/>											
0-3-0	0-0-0	0-0-0		CONFERENCE		0-0-0		0-1-0		0-2-0	
0-2-0	0-0-0	0-0-0		HOME		0-0-0		0-0-0		0-2-0	
0-1-0	0-0-0	0-0-0		AWAY		0-0-0		0-1-0		0-0-0	
0-0-0	0-0-0	0-0-0		NEUTRAL		0-0-0		0-0-0		0-0-0	
<hr/>											
RPI S	Opponent	Score	RPI S	Opponent	Score	RPI S	Opponent	Score	RPI S	Opponent	Score
			48 A	Baylor	0 0				102 A	North Texas	0 2
									142 A	Nicholls St.	0 3
									181 H	Texas St.	2 1
									208 H	Southeastern La.	0 1
									247 H	Louisiana Tech	4 2
									258 H	Sam Houston St.	0 1
									261 H	La.-Monroe	1 0
									304 H	Jacksonville St.	0 1
									312 H	Jackson St.	2 0
									316 H	Texas Southern	12 2
<hr/>											
LAST 10 GAMES											
			48 A	Baylor	0 0		258 H	Sam Houston St.	0 1		
			102 A	North Texas	0 2		208 H	Southeastern La.	0 1		
			247 H	Louisiana Tech	4 2		142 A	Nicholls St.	0 3		
			181 H	Texas St.	2 1		316 H	Texas Southern	12 2		
			261 H	La.-Monroe	1 0		312 H	Jackson St.	2 0		

Non-Div. I Games:

McNeese St.

UMKC

Average RPI Win: 241		WON-LOST RECORD	WINNING PCT. RANK	LAST 10 GAMES	STRENGTH OF SCHEDULE	OPP. STRENGTH OF SCHEDULE	TEAM RPI	ADJ RPI	CONF. RPI	ADJ CONF. RPI			
Average RPI Loss: 145													
DIV. I ONLY		5-6-1	.45833 171	3-6-1	167	253	184	.47439 184	30	30			
DIV. I NON-CONF.		3-4-1	.4375 198	1-4-1	106	241	151	.49439 150	30	30			
<hr/>													
TOTALS		RPI 1-25		RPI 26-50		W-L RECORDS		RPI 51-100		RPI 101-150	RPI 150+		
5-6-1		0-0-0		0-0-0		OVERALL		0-1-0		0-3-0	5-2-1		
3-2-0		0-0-0		0-0-0		HOME		0-0-0		0-2-0	3-0-0		
2-4-1		0-0-0		0-0-0		AWAY		0-1-0		0-1-0	2-2-1		
0-0-0		0-0-0		0-0-0		NEUTRAL		0-0-0		0-0-0	0-0-0		
<hr/>													
3-4-1		0-0-0		0-0-0		NON-CONFERENCE		0-1-0		0-2-0	3-1-1		
2-2-0		0-0-0		0-0-0		HOME		0-0-0		0-2-0	2-0-0		
1-2-1		0-0-0		0-0-		AWAY		0-1-0		0-0-0	1-1-1		
0-0-0		0-0-0		0-0-0		NEUTRAL		0-0-0		0-0-0	0-0-0		
<hr/>													
2-2-0		0-0-0		0-0-0		CONFERENCE		0-0-0		0-1-0	2-1-0		
1-0-0		0-0-0		0-0-0		HOME		0-0-0		0-0-0	1-0-0		
1-2-0		0-0-0		0-0-0		AWAY		0-0-0		0-1-0	1-1-0		
0-0-0		0-0-0		0-0-0		NEUTRAL		0-0-0		0-0-0	0-0-0		
<hr/>													
RPI S	Opponent	Score	RPI S	Opponent	Score	RPI S	Opponent	Score	RPI S	Opponent	Score		
						89 A	Oral Roberts	2 3	101 H	Missouri	0 3		
									104 H	Creighton	0 1		
									105 A	Seattle	0 3		
									169 H	Southeast Mo. St.	2 1		
									216 A	Missouri St.	0 1		
									219 A	Central Ark.	1 1		
									220 H	SIU Edwardsville	1 0		
									254 A	New Mexico St.	1 2		
									254 H	New Mexico St.	3 0		
									273 A	UALR	3 1		
									290 A	Idaho	2 1		
<hr/>													
LAST 10 GAMES													
254 H New Mexico St.						3	0	290 A Idaho				2	1
216 A Missouri St.						0	1	105 A Seattle				0	3
104 H Creighton						0	1	254 A New Mexico St.				1	2
219 A Central Ark.						1	1	101 H Missouri				0	3
273 A UALR						3	1	89 A Oral Roberts				2	3

Non-Div. I Games:

UMKC

Average RPI Win: 211		WON-LOST	WINNING	LAST 10	STRENGTH OF	OPP. STRENGTH	TEAM	ADJ	CONF.	ADJ CONF.							
Average RPI Loss: 116		RECORD	PCT. RANK	GAMES	SCHEDULE	OF SCHEDULE	RPI	RPI	RPI	RPI							
DIV. I ONLY		3-5-3	.40909	206	3-4-3	143	248	185	.47268	185	16	16					
DIV. I NON-CONF.		2-4-3	.38889	223	2-3-3	157	293	217	.4527	217	16	16					
<hr/>																	
TOTALS		RPI 1-25		RPI 26-50		W-L RECORDS		RPI 51-100		RPI 101-150		RPI 150+					
3-5-3		0-1-0		0-0-0		OVERALL		1-1-0		0-1-0		2-2-3					
2-2-0		0-0-0		0-0-0		HOME		1-1-0		0-0-0		1-1-0					
0-3-2		0-1-0		0-0-0		AWAY		0-0-0		0-1-0		0-1-2					
1-0-1		0-0-0		0-0-0		NEUTRAL		0-0-0		0-0-0		1-0-1					
<hr/>																	
2-4-3		0-1-0		0-0-0		NON-CONFERENCE		0-0-0		0-1-0		2-2-3					
1-1-0		0-0-0		0-0-0		HOME		0-0-0		0-0-0		1-1-0					
0-3-2		0-1-0		0-0-		AWAY		0-0-0		0-1-0		0-1-2					
1-0-1		0-0-0		0-0-0		NEUTRAL		0-0-0		0-0-0		1-0-1					
<hr/>																	
1-1-0		0-0-0		0-0-0		CONFERENCE		1-1-0		0-0-0		0-0-0					
1-1-0		0-0-0		0-0-0		HOME		1-1-0		0-0-0		0-0-0					
0-0-0		0-0-0		0-0-0		AWAY		0-0-0		0-0-0		0-0-0					
0-0-0		0-0-0		0-0-0		NEUTRAL		0-0-0		0-0-0		0-0-0					
<hr/>																	
RPI	S	Opponent		Score		RPI	S	Opponent		Score		RPI	S	Opponent		Score	
16	A	Portland		0 2								114	A	San Francisco		0 2	
												151	H	Wright St.		0 1	
												226	A	Montana		0 2	
												241	A	Gonzaga		0 0	
												242	A	South Dakota St.		0 0	
												267	N	South Dakota		0 0	
												284	H	Sacramento St.		3 2	
												291	N	Eastern Wash.		2 0	
<hr/>																	
LAST 10 GAMES																	
226	A	Montana		0 2		75	H	Boise St.		0 1							
284	H	Sacramento St.		3 2		57	H	Utah St.		2 0							
16	A	Portland		0 2		241	A	Gonzaga		0 0							
267	N	South Dakota		0 0		151	H	Wright St.		0 1							
242	A	South Dakota St.		0 0		291	N	Eastern Wash.		2 0							

Non-Div. I Games:

Nevada

Average RPI Win: 250		WON-LOST RECORD	WINNING PCT. RANK		LAST 10 GAMES	STRENGTH OF SCHEDULE	OPP. STRENGTH OF SCHEDULE	TEAM RPI	ADJ RPI	CONF. RPI	ADJ CONF. RPI						
Average RPI Loss: 101																	
DIV. I ONLY		6-5-1	.54167	144	5-5-0	254	164	189	.47259	186	18	18					
DIV. I NON-CONF.		5-4-1	.55	141	4-4-0	252	133	183	.47837	180	19	19					
<hr/>																	
TOTALS		RPI 1-25		RPI 26-50		W-L RECORDS		RPI 51-100		RPI 101-150		RPI 150+					
6-5-1		0-1-0		0-1-0		OVERALL		1-1-0		0-1-0		5-1-1					
4-3-1		0-0-0		0-1-0		HOME		0-0-0		0-1-0		4-1-1					
2-2-0		0-1-0		0-0-0		AWAY		1-1-0		0-0-0		1-0-0					
0-0-0		0-0-0		0-0-0		NEUTRAL		0-0-0		0-0-0		0-0-0					
5-4-1		0-1-0		0-1-0		NON-CONFERENCE		1-1-0		0-1-0		4-0-1					
3-2-1		0-0-0		0-1-0		HOME		0-0-0		0-1-0		3-0-1					
2-2-0		0-1-0		0-0-		AWAY		1-1-0		0-0-0		1-0-0					
0-0-0		0-0-0		0-0-0		NEUTRAL		0-0-0		0-0-0		0-0-0					
1-1-0		0-0-0		0-0-0		CONFERENCE		0-0-0		0-0-0		1-1-0					
1-1-0		0-0-0		0-0-0		HOME		0-0-0		0-0-0		1-1-0					
0-0-0		0-0-0		0-0-0		AWAY		0-0-0		0-0-0		0-0-0					
0-0-0		0-0-0		0-0-0		NEUTRAL		0-0-0		0-0-0		0-0-0					
RPI	S	Opponent		Score		RPI	S	Opponent		Score		RPI	S	Opponent		Score	
17	A	Georgia		0 3		49	H	Tennessee		0 2		77	A	Alabama		2 1	
												81	A	Auburn		0 2	

Non-Div. I Games:

Mercer

Average RPI Win: 235		WON-LOST RECORD		WINNING PCT. RANK		LAST 10 GAMES		STRENGTH OF SCHEDULE		OPP. STRENGTH OF SCHEDULE		TEAM RPI		ADJ RPI		CONF. RPI		ADJ CONF. RPI	
DIV. I ONLY		2-8-1		.22727 289		1-8-1		58		196		188		.47214 187		15		15	
DIV. I NON-CONF.		1-8-1		.15 301		0-8-1		31		192		194		.46706 194		15		15	
TOTALS		RPI 1-25		RPI 26-50		W-L RECORDS		RPI 51-100		RPI 101-150		RPI 150+							
2-8-1		0-1-0		0-1-0		OVERALL		0-1-0		0-3-0		2-2-1							
2-5-1		0-0-0		0-1-0		HOME		0-1-0		0-1-0		2-2-1							
0-3-0		0-1-0		0-0-0		AWAY		0-0-0		0-2-0		0-0-0							
0-0-0		0-0-0		0-0-0		NEUTRAL		0-0-0		0-0-0		0-0-0							
1-8-1		0-1-0		0-1-0		NON-CONFERENCE		0-1-0		0-3-0		1-2-1							
1-5-1		0-0-0		0-1-0		HOME		0-1-0		0-1-0		1-2-1							
0-3-0		0-1-0		0-0-		AWAY		0-0-0		0-2-0		0-0-0							
0-0-0		0-0-0		0-0-0		NEUTRAL		0-0-0		0-0-0		0-0-0							
1-0-0		0-0-0		0-0-0		CONFERENCE		0-0-0		0-0-0		1-0-0							
1-0-0		0-0-0		0-0-0		HOME		0-0-0		0-0-0		1-0-0							
0-0-0		0-0-0		0-0-0		AWAY		0-0-0		0-0-0		0-0-0							
0-0-0		0-0-0		0-0-0		NEUTRAL		0-0-0		0-0-0		0-0-0							
RPI	S	Opponent		Score		RPI	S	Opponent		Score		RPI	S	Opponent		Score			
21	A	Arkansas		0 2		41	H	Ole Miss		0 2		73	H	DePaul		0 4			
												103	A	Iowa		2	3		
												117	H	Iowa St.		0	2		
												124	A	Illinois St.		1	4		
												160	H	Evansville		1	1		
												190	H	UT Martin		0	1		
												206	H	Western Mich.		3	2		
												220	H	SIU Edwardsville		0	1		
												264	H	St. Bonaventure		3	2		
LAST 10 GAMES																			
124	A	Illinois St.		1	4	264	H	St. Bonaventure		3	2								
103	A	Iowa		2	3	117	H	Iowa St.		0	2								
160	H	Evansville		1	1	190	H	UT Martin		0	1								
220	H	SIU Edwardsville		0	1	21	A	Arkansas		0	2								
41	H	Ole Miss		0	2	73	H	DePaul		0	4								

Non-Div. I Games:

Saint Louis

Average RPI Win:	261	WON-LOST	WINNING	LAST 10	STRENGTH OF	OPP. STRENGTH	TEAM	ADJ	CONF.	ADJ CONF.	
Average RPI Loss:	152	RECORD	PCT. RANK	GAMES	SCHEDULE	OF SCHEDULE	RPI	RPI	RPI	RPI	
DIV. I ONLY	5-3-1	.61111	101	5-3-1	268	257	186	.47081	188	10	10
DIV. I NON-CONF.	5-2-1	.6875	67	5-2-1	296	253	185	.47292	185	11	11
<hr/>											
TOTALS	RPI 1-25	RPI 26-50		W-L RECORDS		RPI 51-100		RPI 101-150		RPI 150+	
5-3-1	0-0-0	0-0-0		OVERALL		0-1-0		0-1-0		5-1-1	
2-1-0	0-0-0	0-0-0		HOME		0-1-0		0-0-0		2-0-0	
3-1-1	0-0-0	0-0-0		AWAY		0-0-0		0-1-0		3-0-1	
0-1-0	0-0-0	0-0-0		NEUTRAL		0-0-0		0-0-0		0-1-0	
5-2-1	0-0-0	0-0-0		NON-CONFERENCE		0-1-0		0-0-0		5-1-1	
2-1-0	0-0-0	0-0-0		HOME		0-1-0		0-0-0		2-0-0	
3-0-1	0-0-0	0-0-		AWAY		0-0-0		0-0-0		3-0-1	
0-1-0	0-0-0	0-0-0		NEUTRAL		0-0-0		0-0-0		0-1-0	
0-1-0	0-0-0	0-0-0		CONFERENCE		0-0-0		0-1-0		0-0-0	
0-0-0	0-0-0	0-0-0		HOME		0-0-0		0-0-0		0-0-0	
0-1-0	0-0-0	0-0-0		AWAY		0-0-0		0-1-0		0-0-0	
0-0-0	0-0-0	0-0-0		NEUTRAL		0-0-0		0-0-0		0-0-0	
RPI	S	Opponent	Score	RPI	S	Opponent	Score	RPI	S	Opponent	Score
						58 H Monmouth	0 2	122 A Cornell			0 2
								192 H Fairleigh Dickinson			2 0
								229 A North Florida			2 2
								252 A Sacred Heart			1 0
								263 H LIU Brooklyn			3 0
								277 N Fla. Atlantic			1 2
								298 A Manhattan			3 2
								302 A Albany (NY)			3 0
LAST 10 GAMES											
						302 A Albany (NY)	3 0	263 H LIU Brooklyn			3 0
						229 A North Florida	2 2	122 A Cornell			0 2
						277 N Fla. Atlantic	1 2	192 H Fairleigh Dickinson			2 0
						252 A Sacred Heart	1 0	298 A Manhattan			3 2
						58 H Monmouth	0 2				

Non-Div. I Games:

Columbia

Average RPI Win: 208		WON-LOST	WINNING	LAST 10	STRENGTH OF		OPP. STRENGTH	TEAM	ADJ	CONF.	ADJ CONF.
Average RPI Loss: 118		RECORD	PCT. RANK	GAMES	SCHEDULE		OF SCHEDULE	RPI	RPI	RPI	RPI
DIV. I ONLY		4-6-1	.40909	206	4-5-1		169	165	191	.47061	189
DIV. I NON-CONF.		4-6-1	.40909	214	4-5-1		171	174	188	.47061	188
TOTALS		RPI 1-25	RPI 26-50		W-L RECORDS		RPI 51-100		RPI 101-150		RPI 150+
4-6-1	0-0-0	0-0-0		OVERALL		0-4-0		0-0-0		4-2-1	
1-2-1	0-0-0	0-0-0		HOME		0-1-0		0-0-0		1-1-1	
3-3-0	0-0-0	0-0-0		AWAY		0-2-0		0-0-0		3-1-0	
0-1-0	0-0-0	0-0-0		NEUTRAL		0-1-0		0-0-0		0-0-0	
4-6-1	0-0-0	0-0-0		NON-CONFERENCE		0-4-0		0-0-0		4-2-1	
1-2-1	0-0-0	0-0-0		HOME		0-1-0		0-0-0		1-1-1	
3-3-0	0-0-0	0-0-0		AWAY		0-2-0		0-0-0		3-1-0	
0-1-0	0-0-0	0-0-0		NEUTRAL		0-1-0		0-0-0		0-0-0	
0-0-0	0-0-0	0-0-0		CONFERENCE		0-0-0		0-0-0		0-0-0	
0-0-0	0-0-0	0-0-0		HOME		0-0-0		0-0-0		0-0-0	
0-0-0	0-0-0	0-0-0		AWAY		0-0-0		0-0-0		0-0-0	
0-0-0	0-0-0	0-0-0		NEUTRAL		0-0-0		0-0-0		0-0-0	
RPI S	Opponent	Score	RPI S	Opponent	Score	RPI S	Opponent	Score	RPI S	Opponent	Score
						62 A	Delaware	0 2	168 A	Oakland	3 1
						66 H	Navy	0 5	195 H	Towson	1 2
						78 N	VCU	1 2	204 A	Duquesne	0 1
						100 A	Villanova	1 2	212 A	Bucknell	2 1
									217 A	George Washington	3 1
									225 H	Morehead St.	1 1
									235 H	George Mason	3 0
LAST 10 GAMES											
						62 A	Delaware	0 2	168 A	Oakland	3 1
						212 A	Bucknell	2 1	66 H	Navy	0 5
						235 H	George Mason	3 0	195 H	Towson	1 2
						217 A	George Washington	3 1	100 A	Villanova	1 2
						78 N	VCU	1 2	225 H	Morehead St.	1 1

Non-Div. I Games:

Saint Francis (PA)

Average RPI Win:		228	WON-LOST RECORD		WINNING PCT. RANK		LAST 10 GAMES		STRENGTH OF SCHEDULE		OPP. STRENGTH OF SCHEDULE		TEAM RPI		ADJ RPI		CONF. RPI		ADJ CONF. RPI		
Average RPI Loss:		119																			
DIV. I ONLY			3-7-1		.31818	257	3-6-1		112		156		187		.47043		190	28		28	
DIV. I NON-CONF.			2-6-1		.27778	268	2-5-1		123		111		205		.4589		205	28		28	
TOTALS		RPI 1-25		RPI 26-50		W-L RECORDS		RPI 51-100		RPI 101-150		RPI 150+									
3-7-1		0-2-0		0-1-0		OVERALL		0-0-0		0-1-1		3-3-0									
0-2-1		0-0-0		0-1-0		HOME		0-0-0		0-0-1		0-1-0									
3-4-0		0-1-0		0-0-0		AWAY		0-0-0		0-1-0		3-2-0									
0-1-0		0-1-0		0-0-0		NEUTRAL		0-0-0		0-0-0		0-0-0									
2-6-1		0-2-0		0-1-0		NON-CONFERENCE		0-0-0		0-0-1		2-3-0									
0-2-1		0-0-0		0-1-0		HOME		0-0-0		0-0-1		0-1-0									
2-3-0		0-1-0		0-0-		AWAY		0-0-0		0-0-0		2-2-0									
0-1-0		0-1-0		0-0-0		NEUTRAL		0-0-0		0-0-0		0-0-0									
1-1-0		0-0-0		0-0-0		CONFERENCE		0-0-0		0-1-0		1-0-0									
0-0-0		0-0-0		0-0-0		HOME		0-0-0		0-0-0		0-0-0									
1-1-0		0-0-0		0-0-0		AWAY		0-0-0		0-1-0		1-0-0									
0-0-0		0-0-0		0-0-0		NEUTRAL		0-0-0		0-0-0		0-0-0									
RPI	S	Opponent		Score		RPI	S	Opponent		Score		RPI	S	Opponent		Score					
10	A	Denver		0	1	45	H	Oklahoma St.		0	1	127	A	Austin Peay		1	2				
19	N	Colorado		1	4							129	H	Middle Tenn.		0	0				
												160	A	Evansville		0	3				
												187	A	Saint Louis		1	0				
												223	A	Lipscomb		2	0				
												224	A	Indiana St.		2	4				
												248	H	Georgia St.		0	1				
												275	A	Murray St.		2	1				
LAST 10 GAMES																					
248	H	Georgia St.		0	1	275	A	Murray St.		2	1										
19	N	Colorado		1	4	127	A	Austin Peay		1	2										
10	A	Denver		0	1	187	A	Saint Louis		1	0										
223	A	Lipscomb		2	0	224	A	Indiana St.		2	4										
160	A	Evansville		0	3	129	H	Middle Tenn.		0	0										

Non-Div. I Games:

UT Martin

Average RPI Win:	161	WON-LOST	WINNING	LAST 10	STRENGTH OF	OPP. STRENGTH	TEAM	ADJ	CONF.	ADJ CONF.					
Average RPI Loss:	123	RECORD	PCT. RANK	GAMES	SCHEDULE	OF SCHEDULE	RPI	RPI	RPI	RPI					
DIV. I ONLY	3-5-2	.4	214	3-5-2	168	149	190	.46952	191	26	26				
DIV. I NON-CONF.	1-5-2	.25	275	1-5-2	212	110	262	.41943	261	27	27				
<hr/>															
TOTALS	RPI 1-25	RPI 26-50		W-L RECORDS		RPI 51-100		RPI 101-150		RPI 150+					
3-5-2	0-0-0	0-0-0		OVERALL		1-2-0		0-1-0		2-2-2					
1-1-1	0-0-0	0-0-0		HOME		0-1-0		0-0-0		1-0-1					
1-4-1	0-0-0	0-0-0		AWAY		0-1-0		0-1-0		1-2-1					
1-0-0	0-0-0	0-0-0		NEUTRAL		1-0-0		0-0-0		0-0-0					
<hr/>															
1-5-2	0-0-0	0-0-0		NON-CONFERENCE		1-2-0		0-1-0		0-2-2					
0-1-1	0-0-0	0-0-0		HOME		0-1-0		0-0-0		0-0-1					
0-4-1	0-0-0	0-0-		AWAY		0-1-0		0-1-0		0-2-1					
1-0-0	0-0-0	0-0-0		NEUTRAL		1-0-0		0-0-0		0-0-0					
<hr/>															
2-0-0	0-0-0	0-0-0		CONFERENCE		0-0-0		0-0-0		2-0-0					
1-0-0	0-0-0	0-0-0		HOME		0-0-0		0-0-0		1-0-0					
1-0-0	0-0-0	0-0-0		AWAY		0-0-0		0-0-0		1-0-0					
0-0-0	0-0-0	0-0-0		NEUTRAL		0-0-0		0-0-0		0-0-0					
<hr/>															
RPI	S	Opponent	Score	RPI	S	Opponent	Score	RPI	S	Opponent	Score				
				52 H James Madison				0	2	135 A Drexel		0	1		
				56 A North Carolina St.				2	3	163 A Saint Joseph's				1	5
				97 N Elon				4	3	173 A Richmond				0	0
										177 H Coastal Caro.				1	0
										209 A UNC Wilmington				2	4
										210 A Winthrop				3	0
										297 H Howard				0	0
<hr/>															
				LAST 10 GAMES											
97 N Elon				4	3	210 A Winthrop				3	0				
135 A Drexel				0	1	177 H Coastal Caro.				1	0				
163 A Saint Joseph's				1	5	52 H James Madison				0	2				
173 A Richmond				0	0	209 A UNC Wilmington				2	4				
297 H Howard				0	0	56 A North Carolina St.				2	3				

[illegible]

Non-Div. I Games:

Fairleigh Dickinson

Average RPI Win: 262		WON-LOST RECORD		WINNING PCT. RANK		LAST 10 GAMES		STRENGTH OF SCHEDULE		OPP. STRENGTH OF SCHEDULE		TEAM RPI		ADJ RPI		CONF. RPI		ADJ CONF. RPI				
DIV. I ONLY		3-5-2		.4 214		3-5-2		158		189		193		.46819 193		15		15				
DIV. I NON-CONF.		2-5-2		.33333 243		2-5-2		158		166		210		.45464 213		15		15				
TOTALS		RPI 1-25		RPI 26-50		W-L RECORDS		RPI 51-100		RPI 101-150		RPI 150+										
3-5-2		0-0-0		0-2-0		OVERALL		0-1-0		0-0-2		3-2-0										
2-1-1		0-0-0		0-0-0		HOME		0-1-0		0-0-1		2-0-0										
1-4-1		0-0-0		0-2-0		AWAY		0-0-0		0-0-1		1-2-0										
0-0-0		0-0-0		0-0-0		NEUTRAL		0-0-0		0-0-0		0-0-0										
2-5-2		0-0-0		0-2-0		NON-CONFERENCE		0-1-0		0-0-2		2-2-0										
1-1-1		0-0-0		0-0-0		HOME		0-1-0		0-0-1		1-0-0										
1-4-1		0-0-0		0-0-		AWAY		0-0-0		0-0-1		1-2-0										
0-0-0		0-0-0		0-0-0		NEUTRAL		0-0-0		0-0-0		0-0-0										
1-0-0		0-0-0		0-0-0		CONFERENCE		0-0-0		0-0-0		1-0-0										
1-0-0		0-0-0		0-0-0		HOME		0-0-0		0-0-0		1-0-0										
0-0-0		0-0-0		0-0-0		AWAY		0-0-0		0-0-0		0-0-0										
0-0-0		0-0-0		0-0-0		NEUTRAL		0-0-0		0-0-0		0-0-0										
RPI	S	Opponent		Score		RPI	S	Opponent		Score		RPI	S	Opponent		Score						
				26	A	Rutgers		0	3			74	H	Princeton		1	3	132	H	Army	1	1
				40	A	St. John's (NY)		0	5									145	A	Providence	2	2
																		162	A	Dartmouth	0	4
																		251	A	Vermont	3	0
																		265	H	Iona	1	0
																		271	H	Rhode Island	3	1
																		298	A	Manhattan	1	2
LAST 10 GAMES																						
				162	A	Dartmouth		0	4			271	H	Rhode Island		3	1					
				265	H	Iona		1	0			74	H	Princeton		1	3					
				132	H	Army		1	1			145	A	Providence		2	2					
				26	A	Rutgers		0	3			251	A	Vermont		3	0					
				40	A	St. John's (NY)		0	5			298	A	Manhattan		1	2					

Non-Div. I Games:

Fordham

Average RPI Win:		0	WON-LOST RECORD		WINNING PCT. RANK		LAST 10 GAMES		STRENGTH OF SCHEDULE		OPP. STRENGTH OF SCHEDULE		TEAM RPI		ADJ RPI		CONF. RPI		ADJ CONF. RPI	
Average RPI Loss:		166																		
DIV. I ONLY			0-3-0		0 318		0-3-0		1		327		192		.46818 194		32		32	
DIV. I NON-CONF.			0-3-0		0 316		0-3-0		1		327		189		.46818 192		32		32	
TOTALS		RPI 1-25		RPI 26-50		W-L RECORDS		RPI 51-100		RPI 101-150		RPI 150+								
0-3-0		0-0-0		0-0-0		OVERALL		0-0-0		0-2-0		0-1-0								
0-0-0		0-0-0		0-0-0		HOME		0-0-0		0-0-0		0-0-0								
0-3-0		0-0-0		0-0-0		AWAY		0-0-0		0-2-0		0-1-0								
0-0-0		0-0-0		0-0-0		NEUTRAL		0-0-0		0-0-0		0-0-0								
0-3-0		0-0-0		0-0-0		NON-CONFERENCE		0-0-0		0-2-0		0-1-0								
0-0-0		0-0-0		0-0-0		HOME		0-0-0		0-0-0		0-0-0								
0-3-0		0-0-0		0-0-		AWAY		0-0-0		0-2-0		0-1-0								
0-0-0		0-0-0		0-0-0		NEUTRAL		0-0-0		0-0-0		0-0-0								
0-0-0		0-0-0		0-0-0		CONFERENCE		0-0-0		0-0-0		0-0-0								
0-0-0		0-0-0		0-0-0		HOME		0-0-0		0-0-0		0-0-0								
0-0-0		0-0-0		0-0-0		AWAY		0-0-0		0-0-0		0-0-0								
0-0-0		0-0-0		0-0-0		NEUTRAL		0-0-0		0-0-0		0-0-0								
RPI	S	Opponent		Score		RPI	S	Opponent		Score		RPI	S	Opponent		Score				

Average RPI Win: 223		WON-LOST RECORD	WINNING PCT. RANK		LAST 10 GAMES	STRENGTH OF SCHEDULE	OPP. STRENGTH OF SCHEDULE	TEAM RPI	ADJ RPI	CONF. RPI	ADJ CONF. RPI					
Average RPI Loss: 150																
DIV. I ONLY		6-5-1	.54167	144	5-4-1	252	186	194	.46764	195	9	9				
DIV. I NON-CONF.		5-4-1	.55	141	4-3-1	270	238	207	.45525	211	9	9				
<hr/>																
TOTALS		RPI 1-25		RPI 26-50		W-L RECORDS		RPI 51-100		RPI 101-150		RPI 150+				
6-5-1		0-0-0		0-0-0		OVERALL		0-2-0		1-1-0		5-2-1				
3-4-0		0-0-0		0-0-0		HOME		0-2-0		1-0-0		2-2-0				
2-1-0		0-0-0		0-0-0		AWAY		0-0-0		0-1-0		2-0-0				
1-0-1		0-0-0		0-0-0		NEUTRAL		0-0-0		0-0-0		1-0-1				
5-4-1		0-0-0		0-0-0		NON-CONFERENCE		0-1-0		0-1-0		5-2-1				
2-3-0		0-0-0		0-0-0		HOME		0-1-0		0-0-0		2-2-0				
2-1-0		0-0-0		0-0-		AWAY		0-0-0		0-1-0		2-0-0				
1-0-1		0-0-0		0-0-0		NEUTRAL		0-0-0		0-0-0		1-0-1				
1-1-0		0-0-0		0-0-0		CONFERENCE		0-1-0		1-0-0		0-0-0				
1-1-0		0-0-0		0-0-0		HOME		0-1-0		1-0-0		0-0-0				
0-0-0		0-0-0		0-0-0		AWAY		0-0-0		0-0-0		0-0-0				
0-0-0		0-0-0		0-0-0		NEUTRAL		0-0-0		0-0-0		0-0-0				
RPI	S	Opponent		Score	RPI	S	Opponent		Score	RPI	S	Opponent		Score		
							62	H	Delaware	0	1	131	A	Radford	1	2
							88	H	Yale	3	4	135	H	Drexel	3	0
												189	A	Saint Francis (PA)	2	1
												204	N	Duquesne	2	1
												212	H	Bucknell	0	1
												255	H	Loyola Maryland	1	2
												263	A	LIU Brooklyn	3	0
												264	N	St. Bonaventure	2	2
												265	H	Iona	3	0
												279	H	Mt. St. Mary's	4	1
<hr/>																
LAST 10 GAMES																
							62	H	Delaware	0	1	135	H	Drexel	3	0
							263	A	LIU Brooklyn	3	0	204	N	Duquesne	2	1
							189	A	Saint Francis (PA)	2	1	264	N	St. Bonaventure	2	2
							88	H	Yale	3	4	279	H	Mt. St. Mary's	4	1
							212	H	Bucknell	0	1	131	A	Radford	1	2

Non-Div. I Games:

Towson

Average RPI Win:	239	WON-LOST	WINNING	LAST 10	STRENGTH OF	OPP. STRENGTH	TEAM	ADJ	CONF.	ADJ CONF.	
Average RPI Loss:	177	RECORD	PCT. RANK	GAMES	SCHEDULE	OF SCHEDULE	RPI	RPI	RPI	RPI	
DIV. I ONLY	6-4-1	.59091	117	5-4-1	265	273	199	.46734	196	17	17
DIV. I NON-CONF.	6-3-1	.65	89	5-3-1	240	294	170	.48577	167	17	17
<hr/>											
TOTALS	RPI 1-25	RPI 26-50		W-L RECORDS		RPI 51-100		RPI 101-150		RPI 150+	
6-4-1	0-0-0	0-0-0		OVERALL		1-0-0		1-1-0		4-3-1	
6-1-0	0-0-0	0-0-0		HOME		1-0-0		1-0-0		4-1-0	
0-3-1	0-0-0	0-0-0		AWAY		0-0-0		0-1-0		0-2-1	
0-0-0	0-0-0	0-0-0		NEUTRAL		0-0-0		0-0-0		0-0-0	
<hr/>											
6-3-1	0-0-0	0-0-0		NON-CONFERENCE		1-0-0		1-0-0		4-3-1	
6-1-0	0-0-0	0-0-0		HOME		1-0-0		1-0-0		4-1-0	
0-2-1	0-0-0	0-0-		AWAY		0-0-0		0-0-0		0-2-1	
0-0-0	0-0-0	0-0-0		NEUTRAL		0-0-0		0-0-0		0-0-0	
<hr/>											
0-1-0	0-0-0	0-0-0		CONFERENCE		0-0-0		0-1-0		0-0-0	
0-0-0	0-0-0	0-0-0		HOME		0-0-0		0-0-0		0-0-0	
0-1-0	0-0-0	0-0-0		AWAY		0-0-0		0-1-0		0-0-0	
0-0-0	0-0-0	0-0-0		NEUTRAL		0-0-0		0-0-0		0-0-0	
<hr/>											
RPI	S	Opponent	Score	RPI	S	Opponent	Score	RPI	S	Opponent	Score
								73	H	DePaul	1 0
								121	A	Milwaukee	2 3
								150	H	Northwestern	1 0
								160	A	Evansville	1 2
								199	A	IUPUI	0 0
								207	H	Miami (OH)	0 1
								221	A	Kent St.	0 1
								286	H	IPFW	1 0
								289	H	Western Ill.	2 0
								315	H	Eastern Ill.	2 1
321	H	Grand Canyon	1 0								
<hr/>											
LAST 10 GAMES											
315	H	Eastern Ill.	2 1	121	A	Milwaukee	2 3				
289	H	Western Ill.	2 0	150	H	Northwestern	1 0				
160	A	Evansville	1 2	221	A	Kent St.	0 1				
199	A	IUPUI	0 0	321	H	Grand Canyon	1 0				
286	H	IPFW	1 0	207	H	Miami (OH)	0 1				

Non-Div. I Games:

Valparaiso

Average RPI Win: 236		WON-LOST	WINNING	LAST 10	STRENGTH OF	OPP. STRENGTH	TEAM	ADJ	CONF.	ADJ CONF.				
Average RPI Loss: 179		RECORD	PCT. RANK	GAMES	SCHEDULE	OF SCHEDULE	RPI	RPI	RPI	RPI				
DIV. I ONLY		3-4-2	.44444	195	3-4-2	162	278	195	.46729	197	20	20		
DIV. I NON-CONF.		3-2-2	.57143	127	3-2-2	172	263	145	.49576	148	18	18		
<hr/>														
TOTALS		RPI 1-25		RPI 26-50		W-L RECORDS		RPI 51-100		RPI 101-150		RPI 150+		
3-4-2		0-0-0		0-0-0		OVERALL		0-1-0		1-0-1		2-3-1		
2-3-2		0-0-0		0-0-0		HOME		0-0-0		1-0-1		1-3-1		
1-1-0		0-0-0		0-0-0		AWAY		0-1-0		0-0-0		1-0-0		
0-0-0		0-0-0		0-0-0		NEUTRAL		0-0-0		0-0-0		0-0-0		
3-2-2		0-0-0		0-0-0		NON-CONFERENCE		0-1-0		1-0-1		2-1-1		
2-1-2		0-0-0		0-0-0		HOME		0-0-0		1-0-1		1-1-1		
1-1-0		0-0-0		0-0-		AWAY		0-1-0		0-0-0		1-0-0		
0-0-0		0-0-0		0-0-0		NEUTRAL		0-0-0		0-0-0		0-0-0		
0-2-0		0-0-0		0-0-0		CONFERENCE		0-0-0		0-0-0		0-2-0		
0-2-0		0-0-0		0-0-0		HOME		0-0-0		0-0-0		0-2-0		
0-0-0		0-0-0		0-0-0		AWAY		0-0-0		0-0-0		0-0-0		
0-0-0		0-0-0		0-0-0		NEUTRAL		0-0-0		0-0-0		0-0-0		
RPI	S	Opponent		Score	RPI	S	Opponent		Score	RPI	S	Opponent		Score

Non-Div. I Games:

Buffalo

Average RPI Win: 231		WON-LOST RECORD	WINNING PCT. RANK		LAST 10 GAMES	STRENGTH OF SCHEDULE	OPP. STRENGTH OF SCHEDULE	TEAM RPI	ADJ RPI	CONF. RPI	ADJ CONF. RPI	
Average RPI Loss: 184												
DIV. I ONLY		5-4-2	.54545	137	5-3-2	244	234	196	.46644	198	24	24
DIV. I NON-CONF.		5-3-2	.6	111	5-2-2	250	237	179	.47705	183	24	25
<hr/>												
TOTALS		RPI 1-25		RPI 26-50		W-L RECORDS		RPI 51-100		RPI 101-150		RPI 150+
5-4-2		0-0-0		0-0-0		OVERALL		0-0-0		0-1-0		5-3-2
4-2-0		0-0-0		0-0-0		HOME		0-0-0		0-1-0		4-1-0
1-2-2		0-0-0		0-0-0		AWAY		0-0-0		0-0-0		1-2-2
0-0-0		0-0-0		0-0-0		NEUTRAL		0-0-0		0-0-0		0-0-0
5-3-2		0-0-0		0-0-0		NON-CONFERENCE		0-0-0		0-1-0		5-2-2
4-2-0		0-0-0		0-0-0		HOME		0-0-0		0-1-0		4-1-0
1-1-2		0-0-0		0-0-		AWAY		0-0-0		0-0-0		1-1-2
0-0-0		0-0-0		0-0-0		NEUTRAL		0-0-0		0-0-0		0-0-0
0-1-0		0-0-0		0-0-0		CONFERENCE		0-0-0		0-0-0		0-1-0
0-0-0		0-0-0		0-0-0		HOME		0-0-0		0-0-0		0-0-0
0-1-0		0-0-0		0-0-0		AWAY		0-0-0		0-0-0		0-1-0
0-0-0		0-0-0		0-0-0		NEUTRAL		0-0-0		0-0-0		0-0-0
RPI	S	Opponent	Score	RPI	S	Opponent	Score	RPI	S	Opponent	Score	
										135 H Drexel	0	3
										155 A Lafayette	0	1
										161 H Wagner	2	1
										163 A Saint Joseph's	0	0
										166 A Maine	1	2
										212 H Bucknell	1	0
										228 A American	2	1
										255 A Loyola Maryland	1	1
										259 H Robert Morris	2	1
										279 H Mt. St. Mary's	0	1
										297 H Howard	3	0
<hr/>												
				LAST 10 GAMES								
				161 H Wagner	2	1		166 A Maine	1	2		
				212 H Bucknell	1	0		155 A Lafayette	0	1		
				297 H Howard	3	0		135 H Drexel	0	3		
				255 A Loyola Maryland	1	1		163 A Saint Joseph's	0	0		
				259 H Robert Morris	2	1		228 A American	2	1		

Non-Div. I Games:

UMBC

Average RPI Win: 310		WON-LOST RECORD	WINNING PCT. RANK		LAST 10 GAMES	STRENGTH OF SCHEDULE	OPP. STRENGTH OF SCHEDULE	TEAM RPI	ADJ RPI		CONF. RPI	ADJ CONF. RPI
Average RPI Loss: 164												
DIV. I ONLY		3-3-3	.5	146	3-3-3	191	311	198	.466	199	25	25
DIV. I NON-CONF.		3-3-3	.5	146	3-3-3	185	309	197	.466	195	25	24
<hr/>												
TOTALS		RPI 1-25		RPI 26-50		W-L RECORDS		RPI 51-100		RPI 101-150		RPI 150+
3-3-3		0-0-0		0-0-0		OVERALL		0-0-0		0-1-0		3-2-3
3-1-3		0-0-0		0-0-0		HOME		0-0-0		0-1-0		3-0-3
0-2-0		0-0-0		0-0-0		AWAY		0-0-0		0-0-0		0-2-0
0-0-0		0-0-0		0-0-0		NEUTRAL		0-0-0		0-0-0		0-0-0
3-3-3		0-0-0		0-0-0		NON-CONFERENCE		0-0-0		0-1-0		3-2-3
3-1-3		0-0-0		0-0-0		HOME		0-0-0		0-1-0		3-0-3
0-2-0		0-0-0		0-0-		AWAY		0-0-0		0-0-0		0-2-0
0-0-0		0-0-0		0-0-0		NEUTRAL		0-0-0		0-0-0		0-0-0
0-0-0		0-0-0		0-0-0		CONFERENCE		0-0-0		0-0-0		0-0-0
0-0-0		0-0-0		0-0-0		HOME		0-0-0		0-0-0		0-0-0
0-0-0		0-0-0		0-0-0		AWAY		0-0-0		0-0-0		0-0-0
0-0-0		0-0-0		0-0-0		NEUTRAL		0-0-0		0-0-0		0-0-0
RPI	S	Opponent	Score	RPI	S	Opponent	Score	RPI	S	Opponent	Score	
										111 H Butler	0	1
										159 H Ball St.	1	1
										160 A Evansville	0	1
										175 H Green Bay	1	1
										196 H Valparaiso	0	0
										220 A SIU Edwardsville	0	2
										285 H Bowling Green	1	0
										321 H Grand Canyon	2	0
										324 H UNI	2	1
<hr/>												
LAST 10 GAMES												
										324 H UNI	2	1
										111 H Butler	0	1
										220 A SIU Edwardsville	0	2
										175 H Green Bay	1	1

Non-Div. I Games: Indianapolis 2 1

IUPUI

Average RPI Win: 256		WON-LOST RECORD		WINNING PCT. RANK		LAST 10 GAMES		STRENGTH OF SCHEDULE		OPP. STRENGTH OF SCHEDULE		TEAM RPI		ADJ RPI		CONF. RPI		ADJ CONF. RPI	
DIV. I ONLY		3-7-0		.3 269		3-7-0		97		225		200		.46578 200		4		4	
DIV. I NON-CONF.		3-4-0		.42857 205		3-4-0		115		284		171		.48254 171		4		4	
TOTALS		RPI 1-25		RPI 26-50		W-L RECORDS		RPI 51-100		RPI 101-150		RPI 150+							
3-7-0		0-0-0		0-0-0		OVERALL		0-3-0		0-3-0		3-1-0							
2-2-0		0-0-0		0-0-0		HOME		0-1-0		0-1-0		2-0-0							
0-5-0		0-0-0		0-0-0		AWAY		0-2-0		0-2-0		0-1-0							
1-0-0		0-0-0		0-0-0		NEUTRAL		0-0-0		0-0-0		1-0-0							
3-4-0		0-0-0		0-0-0		NON-CONFERENCE		0-1-0		0-2-0		3-1-0							
2-1-0		0-0-0		0-0-0		HOME		0-1-0		0-0-0		2-0-0							
0-3-0		0-0-0		0-0-		AWAY		0-0-0		0-2-0		0-1-0							
1-0-0		0-0-0		0-0-0		NEUTRAL		0-0-0		0-0-0		1-0-0							
0-3-0		0-0-0		0-0-0		CONFERENCE		0-2-0		0-1-0		0-0-0							
0-1-0		0-0-0		0-0-0		HOME		0-0-0		0-1-0		0-0-0							
0-2-0		0-0-0		0-0-0		AWAY		0-2-0		0-0-0		0-0-0							
0-0-0		0-0-0		0-0-0		NEUTRAL		0-0-0		0-0-0		0-0-0							
RPI	S	Opponent		Score	RPI	S	Opponent		Score	RPI	S	Opponent		Score					
							64	A	Texas A&M	0	8		101	H	Missouri	1	3		
							80	A	LSU	2	3		106	A	FGCU	1	2		
							94	H	Furman	0	4		149	A	Southern Miss.	0	3		
													152	A	South Ala.	2	3		
													178	H	Arkansas St.	4	0		
													277	N	Fla. Atlantic	3	1		
													312	H	Jackson St.	4	2		
LAST 10 GAMES																			
							312	H	Jackson St.	4	2		80	A	LSU	2	3		
							94	H	Furman	0	4		64	A	Texas A&M	0	8		
							149	A	Southern Miss.	0	3		101	H	Missouri	1	3		
							106	A	FGCU	1	2		178	H	Arkansas St.	4	0		
							277	N	Fla. Atlantic	3	1		152	A	South Ala.	2	3		

Non-Div. I Games:

Mississippi St.

Average RPI Win:	250	WON-LOST RECORD	WINNING PCT. RANK	LAST 10 GAMES	STRENGTH OF SCHEDULE	OPP. STRENGTH OF SCHEDULE	TEAM RPI	ADJ RPI	CONF. RPI	ADJ CONF. RPI	
Average RPI Loss:	89										
DIV. I ONLY		3-7-0	.3 269	3-7-0	128	137	202	.46458	201	12 12	
DIV. I NON-CONF.		2-6-0	.25 275	2-6-0	55	134	178	.47924	176	12 12	
<hr/>											
TOTALS	RPI 1-25	RPI 26-50		W-L RECORDS	RPI 51-100		RPI 101-150		RPI 150+		
3-7-0	0-1-0	0-1-0		OVERALL	0-1-0		0-4-0		3-0-0		
2-4-0	0-1-0	0-0-0		HOME	0-1-0		0-2-0		2-0-0		
1-3-0	0-0-0	0-1-0		AWAY	0-0-0		0-2-0		1-0-0		
0-0-0	0-0-0	0-0-0		NEUTRAL	0-0-0		0-0-0		0-0-0		
2-6-0	0-1-0	0-1-0		NON-CONFERENCE	0-1-0		0-3-0		2-0-0		
1-3-0	0-1-0	0-0-0		HOME	0-1-0		0-1-0		1-0-0		
1-3-0	0-0-0	0-0-		AWAY	0-0-0		0-2-0		1-0-0		
0-0-0	0-0-0	0-0-0		NEUTRAL	0-0-0		0-0-0		0-0-0		
1-1-0	0-0-0	0-0-0		CONFERENCE	0-0-0		0-1-0		1-0-0		
1-1-0	0-0-0	0-0-0		HOME	0-0-0		0-1-0		1-0-0		
0-0-0	0-0-0	0-0-0		AWAY	0-0-0		0-0-0		0-0-0		
0-0-0	0-0-0	0-0-0		NEUTRAL	0-0-0		0-0-0		0-0-0		
RPI S	Opponent	Score	RPI S	Opponent	Score	RPI S	Opponent	Score	RPI S	Opponent	Score
23 H	Florida	0 4	46 A	Illinois	0 4	67 H	Arizona	2 4	106 H	FGCU	1 2
									113 A	Dayton	0 4
									130 H	Charlotte	0 2
									139 A	Jacksonville	1 2
									211 H	Cleveland St.	2 0
									260 A	Stetson	2 0
									280 H	Old Dominion	4 0

[illegible]

Non-Div. I Games:

Northeastern

Average RPI Win: 300		WON-LOST RECORD	WINNING PCT. RANK		LAST 10 GAMES	STRENGTH OF SCHEDULE	OPP. STRENGTH OF SCHEDULE	TEAM RPI	ADJ RPI		CONF. RPI	ADJ CONF. RPI							
Average RPI Loss: 102																			
DIV. I ONLY		2-5-2	.33333	247	2-5-2	104	271	201	.46409	203	13	13							
DIV. I NON-CONF.		2-3-2	.42857	205	2-3-2	152	261	190	.46886	190	13	13							
<hr/>																			
TOTALS		RPI 1-25		RPI 26-50		W-L RECORDS		RPI 51-100		RPI 101-150		RPI 150+							
2-5-2		0-1-0		0-0-0		OVERALL		0-2-0		0-0-0		2-2-2							
2-0-2		0-0-0		0-0-0		HOME		0-0-0		0-0-0		2-0-2							
0-5-0		0-1-0		0-0-0		AWAY		0-2-0		0-0-0		0-2-0							
0-0-0		0-0-0		0-0-0		NEUTRAL		0-0-0		0-0-0		0-0-0							
<hr/>																			
2-3-2		0-1-0		0-0-0		NON-CONFERENCE		0-1-0		0-0-0		2-1-2							
2-0-2		0-0-0		0-0-0		HOME		0-0-0		0-0-0		2-0-2							
0-3-0		0-1-0		0-0-		AWAY		0-1-0		0-0-0		0-1-0							
0-0-0		0-0-0		0-0-0		NEUTRAL		0-0-0		0-0-0		0-0-0							
<hr/>																			
0-2-0		0-0-0		0-0-0		CONFERENCE		0-1-0		0-0-0		0-1-0							
0-0-0		0-0-0		0-0-0		HOME		0-0-0		0-0-0		0-0-0							
0-2-0		0-0-0		0-0-0		AWAY		0-1-0		0-0-0		0-1-0							
0-0-0		0-0-0		0-0-0		NEUTRAL		0-0-0		0-0-0		0-0-0							
<hr/>																			
RPI	S	Opponent		Score		RPI	S	Opponent		Score		RPI	S	Opponent		Score			
20	A	Maryland		0 9								157	A	Presbyterian		1 2			
												174	A	Wofford		0 2			
												210	H	Winthrop		2 2			
												295	H	Charleston So.		2 1			
												304	H	Jacksonville St.		3 1			
												307	H	Canisius		1 1			
<hr/>																			
LAST 10 GAMES																			
157 A Presbyterian						1 2		174 A Wofford						0 2					
295 H Charleston So.						2 1		94 A Furman						0 7					
307 H Canisius						1 1		210 H Winthrop						2 2					
304 H Jacksonville St.						3 1		20 A Maryland						0 9					
66 A Navy						0 5													

Average RPI Win: 246		WON-LOST RECORD		WINNING PCT. RANK		LAST 10 GAMES		STRENGTH OF SCHEDULE		OPP. STRENGTH OF SCHEDULE		TEAM RPI		ADJ RPI		CONF. RPI		ADJ CONF. RPI	
DIV. I ONLY		4-4-1		.5 146		3-0-0		235		214		204		.46387 204		15		15	
DIV. I NON-CONF.		4-4-1		.5 146		3-0-0		231		217		201		.46387 201		15		15	
TOTALS		RPI 1-25		RPI 26-50		W-L RECORDS		RPI 51-100		RPI 101-150		RPI 150+							
4-4-1		0-0-0		0-0-0		OVERALL		0-1-0		0-1-0		4-2-1							
3-2-0		0-0-0		0-0-0		HOME		0-0-0		0-1-0		3-1-0							
1-1-1		0-0-0		0-0-0		AWAY		0-1-0		0-0-0		1-0-1							
0-1-0		0-0-0		0-0-0		NEUTRAL		0-0-0		0-0-0		0-1-0							
4-4-1		0-0-0		0-0-0		NON-CONFERENCE		0-1-0		0-1-0		4-2-1							
3-2-0		0-0-0		0-0-0		HOME		0-0-0		0-1-0		3-1-0							
1-1-1		0-0-0		0-0-		AWAY		0-1-0		0-0-0		1-0-1							
0-1-0		0-0-0		0-0-0		NEUTRAL		0-0-0		0-0-0		0-1-0							
0-0-0		0-0-0		0-0-0		CONFERENCE		0-0-0		0-0-0		0-0-0							
0-0-0		0-0-0		0-0-0		HOME		0-0-0		0-0-0		0-0-0							
0-0-0		0-0-0		0-0-0		AWAY		0-0-0		0-0-0		0-0-0							
0-0-0		0-0-0		0-0-0		NEUTRAL		0-0-0		0-0-0		0-0-0							
RPI	S	Opponent		Score	RPI	S	Opponent		Score	RPI	S	Opponent		Score					
					66 A Navy 0 1					118 H Pittsburgh 0 1									
										189 H Saint Francis (PA) 1 0									
										195 N Towson 1 2									
										197 A Buffalo 0 0									
										232 H Marist 0 3									
										246 H NJIT 3 0									
										259 H Robert Morris 3 1									
										288 A Niagara 1 0									
LAST 10 GAMES																			
195 N Towson 1 2					259 H Robert Morris 3 1														
66 A Navy 0 1					246 H NJIT 3 0														
232 H Marist 0 3					288 A Niagara 1 0														
118 H Pittsburgh 0 1					197 A Buffalo 0 0														
189 H Saint Francis (PA) 1 0																			

Non-Div. I Games:

Duquesne

A
k
r
o
n

Tie,
 Loss,
 Non-Conf,
 S Site, H Home, A Away, N Neutral

Page 205

Average RPI Win:	258	WON-LOST	WINNING	LAST 10	STRENGTH OF	OPP. STRENGTH	TEAM	ADJ	CONF.	ADJ CONF.		
Average RPI Loss:	153	RECORD	PCT. RANK	GAMES	SCHEDULE	OF SCHEDULE	RPI	RPI	RPI	RPI		
DIV. I ONLY		4-3-2	.55556	127	4-3-2	270	198	207	.46256	206	20	20
DIV. I NON-CONF.		2-3-2	.42857	205	2-3-2	222	199	219	.45229	218	18	18
<hr/>												
TOTALS	RPI 1-25	RPI 26-50		W-L RECORDS		RPI 51-100		RPI 101-150		RPI 150+		
4-3-2	0-0-0	0-0-0		OVERALL		0-0-0		0-1-1		4-2-1		
3-0-0	0-0-0	0-0-0		HOME		0-0-0		0-0-0		3-0-0		
1-3-2	0-0-0	0-0-0		AWAY		0-0-0		0-1-1		1-2-1		
0-0-0	0-0-0	0-0-0		NEUTRAL		0-0-0		0-0-0		0-0-0		
<hr/>												
2-3-2	0-0-0	0-0-0		NON-CONFERENCE		0-0-0		0-1-1		2-2-1		
2-0-0	0-0-0	0-0-0		HOME		0-0-0		0-0-0		2-0-0		
0-3-2	0-0-0	0-0-		AWAY		0-0-0		0-1-1		0-2-1		
0-0-0	0-0-0	0-0-0		NEUTRAL		0-0-0		0-0-0		0-0-0		
<hr/>												
2-0-0	0-0-0	0-0-0		CONFERENCE		0-0-0		0-0-0		2-0-0		
1-0-0	0-0-0	0-0-0		HOME		0-0-0		0-0-0		1-0-0		
1-0-0	0-0-0	0-0-0		AWAY		0-0-0		0-0-0		1-0-0		
0-0-0	0-0-0	0-0-0		NEUTRAL		0-0-0		0-0-0		0-0-0		
<hr/>												
RPI	S	Opponent	Score	RPI	S	Opponent	Score	RPI	S	Opponent	Score	
								103	A	Iowa	1	3
								150	A	Northwestern	0	0
								151	A	Wright St.	0	0
								168	A	Oakland	0	2
								187	A	Saint Louis	2	3
								211	H	Cleveland St.	1	0
								230	A	Toledo	5	1
								289	H	Western Ill.	4	0
								300	H	Northern Ill.	4	2
								<hr/>				
LAST 10 GAMES												
151	A	Wright St.	0	0	300	H	Northern Ill.	4	2			
211	H	Cleveland St.	1	0	230	A	Toledo	5	1			
103	A	Iowa	1	3	289	H	Western Ill.	4	0			
187	A	Saint Louis	2	3	150	A	Northwestern	0	0			
				168	A	Oakland	0	2				

Non-Div. I Games:

Western Mich.

Average RPI Win:	240	WON-LOST RECORD	WINNING PCT. RANK	LAST 10 GAMES	STRENGTH OF SCHEDULE	OPP. STRENGTH OF SCHEDULE	TEAM RPI	ADJ RPI	CONF. RPI	ADJ CONF. RPI			
DIV. I ONLY		4-6-0	.4	214	4-6-0	208	133	208	.4608	207	20	20	
DIV. I NON-CONF.		3-5-0	.375	230	3-5-0	201	108	212	.45652	209	18	18	
<hr/>													
TOTALS	RPI 1-25	RPI 26-50		W-L RECORDS		RPI 51-100		RPI 101-150		RPI 150+			
4-6-0	0-0-0	0-1-0		OVERALL		0-2-0		0-2-0		4-1-0			
1-3-0	0-0-0	0-1-0		HOME		0-1-0		0-1-0		1-0-0			
3-3-0	0-0-0	0-0-0		AWAY		0-1-0		0-1-0		3-1-0			
0-0-0	0-0-0	0-0-0		NEUTRAL		0-0-0		0-0-0		0-0-0			
<hr/>													
3-5-0	0-0-0	0-1-0		NON-CONFERENCE		0-2-0		0-2-0		3-0-0			
1-3-0	0-0-0	0-1-0		HOME		0-1-0		0-1-0		1-0-0			
2-2-0	0-0-0	0-0-		AWAY		0-1-0		0-1-0		2-0-0			
0-0-0	0-0-0	0-0-0		NEUTRAL		0-0-0		0-0-0		0-0-0			
<hr/>													
1-1-0	0-0-0	0-0-0		CONFERENCE		0-0-0		0-0-0		1-1-0			
0-0-0	0-0-0	0-0-0		HOME		0-0-0		0-0-0		0-0-0			
1-1-0	0-0-0	0-0-0		AWAY		0-0-0		0-0-0		1-1-0			
0-0-0	0-0-0	0-0-0		NEUTRAL		0-0-0		0-0-0		0-0-0			
<hr/>													
RPI	S	Opponent	Score	RPI	S	Opponent	Score	RPI	S	Opponent	Score		
				42	H	Louisville	2 3	84	A	Marshall	0 1		
								90	H	Purdue	3 4		
										121	H	Milwaukee	3 4
										124	A	Illinois St.	2 3
										196	A	Valparaiso	1 0
										197	A	Buffalo	1 0
										205	A	Akron	1 2
										281	H	Belmont	5 0
										286	A	IPFW	3 0
<hr/>													
				LAST 10 GAMES									
				197	A	Buffalo	1 0	205	A	Akron	1 2		
				286	A	IPFW	3 0	84	A	Marshall	0 1		
				281	H	Belmont	5 0	90	H	Purdue	3 4		
				196	A	Valparaiso	1 0	121	H	Milwaukee	3 4		
				124	A	Illinois St.	2 3	42	H	Louisville	2 3		

Non-Div. I Games:

Miami (OH)

Average RPI Win:	260	WON-LOST	WINNING	LAST 10	STRENGTH OF	OPP. STRENGTH	TEAM	ADJ	CONF.	ADJ CONF.		
Average RPI Loss:	149	RECORD	PCT. RANK	GAMES	SCHEDULE	OF SCHEDULE	RPI	RPI	RPI	RPI		
DIV. I ONLY	7-1-1	.83333	15	6-1-1	327	116	206	.46015	208	19	19	
DIV. I NON-CONF.	5-1-1	.78571	40	4-1-1	327	117	237	.43579	241	22	22	
<hr/>												
TOTALS	RPI 1-25	RPI 26-50		W-L RECORDS		RPI 51-100		RPI 101-150		RPI 150+		
7-1-1	0-0-0	0-0-0		OVERALL		0-0-0		0-1-0		7-0-1		
3-0-0	0-0-0	0-0-0		HOME		0-0-0		0-0-0		3-0-0		
4-1-1	0-0-0	0-0-0		AWAY		0-0-0		0-1-0		4-0-1		
0-0-0	0-0-0	0-0-0		NEUTRAL		0-0-0		0-0-0		0-0-0		
5-1-1	0-0-0	0-0-0		NON-CONFERENCE		0-0-0		0-1-0		5-0-1		
3-0-0	0-0-0	0-0-0		HOME		0-0-0		0-0-0		3-0-0		
2-1-1	0-0-0	0-0-		AWAY		0-0-0		0-1-0		2-0-1		
0-0-0	0-0-0	0-0-0		NEUTRAL		0-0-0		0-0-0		0-0-0		
2-0-0	0-0-0	0-0-0		CONFERENCE		0-0-0		0-0-0		2-0-0		
0-0-0	0-0-0	0-0-0		HOME		0-0-0		0-0-0		0-0-0		
2-0-0	0-0-0	0-0-0		AWAY		0-0-0		0-0-0		2-0-0		
0-0-0	0-0-0	0-0-0		NEUTRAL		0-0-0		0-0-0		0-0-0		
RPI	S	Opponent	Score	RPI	S	Opponent	Score	RPI	S	Opponent	Score	
								149	A	Southern Miss.	0	1
								183	A	McNeese St.	1	0
								194	H	Alcorn	9	0
								245	A	La.-Lafayette	2	1
								261	A	La.-Monroe	0	0
								282	A	Mississippi Val.	7	0
								287	A	A&M-Corpus Christi	1	0
								312	H	Jackson St.	3	1
								316	H	Texas Southern	4	0
				LAST 10 GAMES								
183 A McNeese St.				1	0	287 A A&M-Corpus Christi				1	0	
282 A Mississippi Val.				7	0	316 H Texas Southern				4	0	
245 A La.-Lafayette				2	1	261 A La.-Monroe				0	0	
312 H Jackson St.				3	1	194 H Alcorn				9	0	
						149 A Southern Miss.				0	1	

Non-Div. I Games: Incarnate Word 2 0 Abilene Christian 0 1

Southeastern La.

Average RPI Win: 224		WON-LOST	WINNING	LAST 10	STRENGTH OF		OPP. STRENGTH	TEAM	ADJ	CONF.	ADJ CONF.
Average RPI Loss: 103		RECORD	PCT. RANK	GAMES	SCHEDULE		OF SCHEDULE	RPI	RPI	RPI	RPI
DIV. I ONLY		5-7-0	.41667	204	5-5-0		226	108	209	.45878	209
DIV. I NON-CONF.		5-5-0	.5	146	5-3-0		228	88	180	.47879	178
TOTALS		RPI 1-25	RPI 26-50		W-L RECORDS		RPI 51-100		RPI 101-150		RPI 150+
5-7-0		0-1-0	0-0-0		OVERALL		0-3-0		1-2-0		4-1-0
3-0-0		0-0-0	0-0-0		HOME		0-0-0		0-0-0		3-0-0
2-5-0		0-1-0	0-0-0		AWAY		0-2-0		1-1-0		1-1-0
0-2-0		0-0-0	0-0-0		NEUTRAL		0-1-0		0-1-0		0-0-0
5-5-0		0-1-0	0-0-0		NON-CONFERENCE		0-2-0		1-2-0		4-0-0
3-0-0		0-0-0	0-0-0		HOME		0-0-0		0-0-0		3-0-0
2-3-0		0-1-0	0-0-		AWAY		0-1-0		1-1-0		1-0-0
0-2-0		0-0-0	0-0-0		NEUTRAL		0-1-0		0-1-0		0-0-0
0-2-0		0-0-0	0-0-0		CONFERENCE		0-1-0		0-0-0		0-1-0
0-0-0		0-0-0	0-0-0		HOME		0-0-0		0-0-0		0-0-0
0-2-0		0-0-0	0-0-0		AWAY		0-1-0		0-0-0		0-1-0
0-0-0		0-0-0	0-0-0		NEUTRAL		0-0-0		0-0-0		0-0-0
RPI S	Opponent	Score		RPI S	Opponent	Score		RPI S	Opponent	Score	
9 A	South Carolina	0	2					56 A	North Carolina St.	1	2
								96 N	UNC Greensboro	0	2
								98 A	Hofstra	1	2
								130 A	Charlotte	0	1
								133 N	Western Caro.	1	2
								144 A	East Carolina	3	2
								177 H	Coastal Caro.	1	0
								191 H	Longwood	4	2
								202 A	Northeastern	1	2
								287 H	A&M-Corpus Christi	4	2
								322 A	Francis Marion	3	1
LAST 10 GAMES											
				202 A	Northeastern	1	2	322 A	Francis Marion	3	1
				98 A	Hofstra	1	2	177 H	Coastal Caro.	1	0
				144 A	East Carolina	3	2	191 H	Longwood	4	2
				96 N	UNC Greensboro	0	2	287 H	A&M-Corpus Christi	4	2
				133 N	Western Caro.	1	2	56 A	North Carolina St.	1	2

Non-Div. I Games:

UNC Wilmington

Average RPI Win: 246		WON-LOST RECORD		WINNING PCT. RANK		LAST 10 GAMES		STRENGTH OF SCHEDULE		OPP. STRENGTH OF SCHEDULE		TEAM RPI		ADJ RPI		CONF. RPI		ADJ CONF. RPI	
DIV. I ONLY		4-2-1		.64286 91		4-2-1		309		252		211		.45779 210		26		26	
DIV. I NON-CONF.		3-1-1		.7 62		3-1-1		285		244		168		.48533 168		27		27	
TOTALS		RPI 1-25		RPI 26-50		W-L RECORDS		RPI 51-100		RPI 101-150		RPI 150+							
4-2-1		0-0-0		0-0-0		OVERALL		0-0-0		0-0-0		4-2-1							
2-1-0		0-0-0		0-0-0		HOME		0-0-0		0-0-0		2-1-0							
2-1-1		0-0-0		0-0-0		AWAY		0-0-0		0-0-0		2-1-1							
0-0-0		0-0-0		0-0-0		NEUTRAL		0-0-0		0-0-0		0-0-0							
3-1-1		0-0-0		0-0-0		NON-CONFERENCE		0-0-0		0-0-0		3-1-1							
2-0-0		0-0-0		0-0-0		HOME		0-0-0		0-0-0		2-0-0							
1-1-1		0-0-0		0-0-		AWAY		0-0-0		0-0-0		1-1-1							
0-0-0		0-0-0		0-0-0		NEUTRAL		0-0-0		0-0-0		0-0-0							
1-1-0		0-0-0		0-0-0		CONFERENCE		0-0-0		0-0-0		1-1-0							
0-1-0		0-0-0		0-0-0		HOME		0-0-0		0-0-0		0-1-0							
1-0-0		0-0-0		0-0-0		AWAY		0-0-0		0-0-0		1-0-0							
0-0-0		0-0-0		0-0-0		NEUTRAL		0-0-0		0-0-0		0-0-0							
RPI	S	Opponent	Score	RPI	S	Opponent	Score	RPI	S	Opponent	Score	RPI	S	Opponent	Score				
												174	H	Wofford	1 0				
												182	H	Davidson	2 1				
												191	H	Longwood	0 3				
												203	A	Citadel	2 2				
												231	A	East Tenn. St.	0 2				
												308	A	Gardner-Webb	4 1				
												320	A	Alabama A&M	11 1				
LAST 10 GAMES																			
						191 H Longwood	0 3			203 A Citadel	2 2								
						308 A Gardner-Webb	4 1			182 H Davidson	2 1								
										320 A Alabama A&M	11 1								
										231 A East Tenn. St.	0 2								
										174 H Wofford	1 0								

Non-Div. I Games: Anderson (SC) 5 1

Winthrop

Average RPI Win:	256	WON-LOST	WINNING	LAST 10	STRENGTH OF	OPP. STRENGTH	TEAM	ADJ	CONF.	ADJ CONF.	
Average RPI Loss:	172	RECORD	PCT. RANK	GAMES	SCHEDULE	OF SCHEDULE	RPI	RPI	RPI	RPI	
DIV. I ONLY	6-4-1	.59091	117	4-4-1	280	279	212	.45763	211	17	17
DIV. I NON-CONF.	5-4-1	.55	141	3-4-1	287	286	234	.44075	233	17	17
<hr/>											
TOTALS	RPI 1-25	RPI 26-50		W-L RECORDS		RPI 51-100		RPI 101-150		RPI 150+	
6-4-1	0-0-0	0-0-0		OVERALL		0-1-0		0-0-0		6-3-1	
5-0-1	0-0-0	0-0-0		HOME		0-0-0		0-0-0		5-0-1	
1-4-0	0-0-0	0-0-0		AWAY		0-1-0		0-0-0		1-3-0	
0-0-0	0-0-0	0-0-0		NEUTRAL		0-0-0		0-0-0		0-0-0	
<hr/>											
5-4-1	0-0-0	0-0-0		NON-CONFERENCE		0-1-0		0-0-0		5-3-1	
4-0-1	0-0-0	0-0-0		HOME		0-0-0		0-0-0		4-0-1	
1-4-0	0-0-0	0-0-		AWAY		0-1-0		0-0-0		1-3-0	
0-0-0	0-0-0	0-0-0		NEUTRAL		0-0-0		0-0-0		0-0-0	
<hr/>											
1-0-0	0-0-0	0-0-0		CONFERENCE		0-0-0		0-0-0		1-0-0	
1-0-0	0-0-0	0-0-0		HOME		0-0-0		0-0-0		1-0-0	
0-0-0	0-0-0	0-0-0		AWAY		0-0-0		0-0-0		0-0-0	
0-0-0	0-0-0	0-0-0		NEUTRAL		0-0-0		0-0-0		0-0-0	
<hr/>											
RPI S	Opponent	Score	RPI S	Opponent	Score	RPI S	Opponent	Score	RPI S	Opponent	Score
						59 A	Miami (FL)	1 6	156 H	Detroit	2 0
						201 A	FIU	0 2			
						205 A	Akron	2 1			
						206 A	Western Mich.	0 1			
						213 H	Ohio	0 0			
						221 A	Kent St.	0 1			
						259 H	Robert Morris	3 0			
						285 H	Bowling Green	2 1			
						307 H	Canisius	3 2			
						323 H	UMass Lowell	2 0			
<hr/>											
			LAST 10 GAMES								
			156 H Detroit			2 0	201 A FIU			0 2	
			205 A Akron			2 1	59 A Miami (FL)			1 6	
			213 H Ohio			0 0	206 A Western Mich.			0 1	
			259 H Robert Morris			3 0	221 A Kent St.			0 1	
			323 H UMass Lowell			2 0	285 H Bowling Green			2 1	

Non-Div. I Games: Madonna 5 1

Cleveland St.

Average RPI Win:		245	WON-LOST RECORD		WINNING PCT. RANK		LAST 10 GAMES		STRENGTH OF SCHEDULE		OPP. STRENGTH OF SCHEDULE		TEAM RPI		ADJ RPI		CONF. RPI		ADJ CONF. RPI					
DIV. I ONLY			4-6-0		.4		214		1-2-0		194		195		210		.45646		212		14		14	
DIV. I NON-CONF.			3-5-0		.375		230		0-1-0		169		208		206		.45731		207		14		14	
TOTALS		RPI 1-25		RPI 26-50		W-L RECORDS		RPI 51-100		RPI 101-150		RPI 150+												
4-6-0		0-1-0		0-0-0		OVERALL		0-0-0		0-2-0		4-3-0												
1-3-0		0-1-0		0-0-0		HOME		0-0-0		0-1-0		1-1-0												
3-3-0		0-0-0		0-0-0		AWAY		0-0-0		0-1-0		3-2-0												
0-0-0		0-0-0		0-0-0		NEUTRAL		0-0-0		0-0-0		0-0-0												
3-5-0		0-1-0		0-0-0		NON-CONFERENCE		0-0-0		0-1-0		3-3-0												
1-2-0		0-1-0		0-0-0		HOME		0-0-0		0-0-0		1-1-0												
2-3-0		0-0-0		0-0-		AWAY		0-0-0		0-1-0		2-2-0												
0-0-0		0-0-0		0-0-0		NEUTRAL		0-0-0		0-0-0		0-0-0												
1-1-0		0-0-0		0-0-0		CONFERENCE		0-0-0		0-1-0		1-0-0												
0-1-0		0-0-0		0-0-0		HOME		0-0-0		0-1-0		0-0-0												
1-0-0		0-0-0		0-0-0		AWAY		0-0-0		0-0-0		1-0-0												
0-0-0		0-0-0		0-0-0		NEUTRAL		0-0-0		0-0-0		0-0-0												
RPI	S	Opponent		Score		RPI	S	Opponent		Score		RPI	S	Opponent		Score								
3	H	Penn St.		0 6								118	A	Pittsburgh		0 3								
												132	H	Army		1 2								
												189	H	Saint Francis (PA)		1 2								
												195	A	Towson		1 0								
												198	A	UMBC		0 1								
												237	A	Lehigh		3 2								
												259	A	Robert Morris		1 3								
												268	H	Rider		3 0								
												279	A	Mt. St. Mary's		2 0								
LAST 10 GAMES																								
		3 H Penn St.		0 6				189 H Saint Francis (PA)		1 2														
		237 A Lehigh		3 2				259 A Robert Morris		1 3														
		132 H Army		1 2				118 A Pittsburgh		0 3														
		198 A UMBC		0 1				279 A Mt. St. Mary's		2 0														
		195 A Towson		1 0				268 H Rider		3 0														

Average RPI Win:	267	WON-LOST	WINNING	LAST 10	STRENGTH OF	OPP. STRENGTH	TEAM	ADJ	CONF.	ADJ CONF.		
Average RPI Loss:	90	RECORD	PCT. RANK	GAMES	SCHEDULE	OF SCHEDULE	RPI	RPI	RPI	RPI		
DIV. I ONLY		5-3-2	.6	104	5-3-2	314	125	214	.45603	213	20	20
DIV. I NON-CONF.		4-2-2	.625	95	4-2-2	254	171	154	.49161	154	18	18
<hr/>												
TOTALS	RPI 1-25	RPI 26-50		W-L RECORDS		RPI 51-100		RPI 101-150		RPI 150+		
5-3-2	0-0-0	0-1-0		OVERALL		0-1-0		0-0-0		5-1-2		
2-3-1	0-0-0	0-1-0		HOME		0-1-0		0-0-0		2-1-1		
3-0-1	0-0-0	0-0-0		AWAY		0-0-0		0-0-0		3-0-1		
0-0-0	0-0-0	0-0-0		NEUTRAL		0-0-0		0-0-0		0-0-0		
<hr/>												
4-2-2	0-0-0	0-1-0		NON-CONFERENCE		0-1-0		0-0-0		4-0-2		
1-2-1	0-0-0	0-1-0		HOME		0-1-0		0-0-0		1-0-1		
3-0-1	0-0-0	0-0-		AWAY		0-0-0		0-0-0		3-0-1		
0-0-0	0-0-0	0-0-0		NEUTRAL		0-0-0		0-0-0		0-0-0		
<hr/>												
1-1-0	0-0-0	0-0-0		CONFERENCE		0-0-0		0-0-0		1-1-0		
1-1-0	0-0-0	0-0-0		HOME		0-0-0		0-0-0		1-1-0		
0-0-0	0-0-0	0-0-0		AWAY		0-0-0		0-0-0		0-0-0		
0-0-0	0-0-0	0-0-0		NEUTRAL		0-0-0		0-0-0		0-0-0		
<hr/>												
RPI	S	Opponent	Score	RPI	S	Opponent	Score	RPI	S	Opponent	Score	
				43	H	Indiana	0 1	73	H	DePaul	1 3	
										151	H Wright St.	1 1
										154	H Central Mich.	1 2
										211	A Cleveland St.	0 0
										218	A Eastern Ky.	5 1
										225	H Morehead St.	3 1
										285	H Bowling Green	3 1
										288	A Niagara	2 1
										317	A Youngstown St.	1 0
<hr/>												
LAST 10 GAMES												
				154	H Central Mich.	1 2	288	A Niagara	2 1			
				285	H Bowling Green	3 1	218	A Eastern Ky.	5 1			
				211	A Cleveland St.	0 0	73	H DePaul	1 3			
				317	A Youngstown St.	1 0	151	H Wright St.	1 1			
				225	H Morehead St.	3 1	43	H Indiana	0 1			

Non-Div. I Games:

Ohio

Average RPI Win:	192	WON-LOST RECORD	WINNING PCT. RANK	LAST 10 GAMES	STRENGTH OF SCHEDULE	OPP. STRENGTH OF SCHEDULE	TEAM RPI	ADJ RPI	CONF. RPI	ADJ CONF. RPI					
DIV. I ONLY	2-7-0	.22222	291	2-7-0	81	197	215	.45591	214	27	27				
DIV. I NON-CONF.	2-7-0	.22222	283	2-7-0	78	205	213	.45591	210	26	26				
<hr/>															
TOTALS	RPI 1-25	RPI 26-50		W-L RECORDS	RPI 51-100		RPI 101-150		RPI 150+						
2-7-0	0-0-0	0-2-0		OVERALL	0-0-0		1-1-0		1-4-0						
2-3-0	0-0-0	0-1-0		HOME	0-0-0		1-1-0		1-1-0						
0-4-0	0-0-0	0-1-0		AWAY	0-0-0		0-0-0		0-3-0						
0-0-0	0-0-0	0-0-0		NEUTRAL	0-0-0		0-0-0		0-0-0						
<hr/>															
2-7-0	0-0-0	0-2-0		NON-CONFERENCE	0-0-0		1-1-0		1-4-0						
2-3-0	0-0-0	0-1-0		HOME	0-0-0		1-1-0		1-1-0						
0-4-0	0-0-0	0-0-		AWAY	0-0-0		0-0-0		0-3-0						
0-0-0	0-0-0	0-0-0		NEUTRAL	0-0-0		0-0-0		0-0-0						
<hr/>															
0-0-0	0-0-0	0-0-0		CONFERENCE	0-0-0		0-0-0		0-0-0						
0-0-0	0-0-0	0-0-0		HOME	0-0-0		0-0-0		0-0-0						
0-0-0	0-0-0	0-0-0		AWAY	0-0-0		0-0-0		0-0-0						
0-0-0	0-0-0	0-0-0		NEUTRAL	0-0-0		0-0-0		0-0-0						
<hr/>															
RPI S	Opponent	Score	RPI S	Opponent	Score	RPI S	Opponent	Score	RPI S	Opponent	Score				
			31 A	Connecticut	0	3				132 H	Army	0	1		
			40 H	St. John's (NY)	0	4				140 H	Fairfield	3	1		
									165 H	Harvard	0	2			
									166 A	Maine	1	2			
									171 A	Hartford	0	2			
									237 A	Lehigh	0	1			
									243 H	Siena	2	1			
									LAST 10 GAMES			237 A	Lehigh	0	1
									165 H	Harvard	0	2	40 H	St. John's (NY)	0
171 A	Hartford	0	2	31 A	Connecticut	0	3								
140 H	Fairfield	3	1	166 A	Maine	1	2								
243 H	Siena	2	1												
132 H	Army	0	1												

Non-Div. I Games:

Central Conn. St.

Average RPI Win:	287	WON-LOST	WINNING	LAST 10	STRENGTH OF	OPP. STRENGTH	TEAM	ADJ	CONF.	ADJ CONF.	
Average RPI Loss:	89	RECORD	PCT. RANK	GAMES	SCHEDULE	OF SCHEDULE	RPI	RPI	RPI	RPI	
DIV. I ONLY		1-4-3	.3125 267	1-4-3	176	78	216	.45542 215	7	7	
DIV. I NON-CONF.		1-2-3	.41667 213	1-2-3	221	58	200	.465 198	7	7	
<hr/>											
TOTALS	RPI 1-25	RPI 26-50		W-L RECORDS	RPI 51-100		RPI 101-150		RPI 150+		
1-4-3	0-1-0	0-1-0		OVERALL	0-0-1		0-1-1		1-1-1		
0-1-1	0-1-0	0-0-0		HOME	0-0-1		0-0-0		0-0-0		
1-3-2	0-0-0	0-1-0		AWAY	0-0-0		0-1-1		1-1-1		
0-0-0	0-0-0	0-0-0		NEUTRAL	0-0-0		0-0-0		0-0-0		
<hr/>											
1-2-3	0-1-0	0-0-0		NON-CONFERENCE	0-0-1		0-1-1		1-0-1		
0-1-1	0-1-0	0-0-0		HOME	0-0-1		0-0-0		0-0-0		
1-1-2	0-0-0	0-0-		AWAY	0-0-0		0-1-1		1-0-1		
0-0-0	0-0-0	0-0-0		NEUTRAL	0-0-0		0-0-0		0-0-0		
<hr/>											
0-2-0	0-0-0	0-1-0		CONFERENCE	0-0-0		0-0-0		0-1-0		
0-0-0	0-0-0	0-0-0		HOME	0-0-0		0-0-0		0-0-0		
0-2-0	0-0-0	0-1-0		AWAY	0-0-0		0-0-0		0-1-0		
0-0-0	0-0-0	0-0-0		NEUTRAL	0-0-0		0-0-0		0-0-0		
<hr/>											
RPI S	Opponent	Score	RPI S	Opponent	Score	RPI S	Opponent	Score	RPI S	Opponent	Score
17 H	Georgia	0 2	31 A	Connecticut	1 4	68 H	Stephen F. Austin	0 0	123 A	San Diego St.	0 0
									126 A	Cal St. Northridge	1 2
									180 A	Temple	0 2
									276 A	Houston Baptist	0 0
									287 A	A&M-Corpus Christi	2 1
<hr/>											
LAST 10 GAMES											
180 A Temple			0 2	31 A Connecticut			1 4				
276 A Houston Baptist			0 0	17 H Georgia			0 2				
123 A San Diego St.			0 0	287 A A&M-Corpus Christi			2 1				
126 A Cal St. Northridge			1 2								
68 H Stephen F. Austin			0 0								

Non-Div. I Games:

Houston

Average RPI Win:	254	WON-LOST	WINNING	LAST 10	STRENGTH OF	OPP. STRENGTH	TEAM	ADJ	CONF.	ADJ CONF.	
Average RPI Loss:	140	RECORD	PCT. RANK	GAMES	SCHEDULE	OF SCHEDULE	RPI	RPI	RPI	RPI	
DIV. I ONLY	4-7-1	.375	225	4-5-1	152	272	213	.45518	216	22	22
DIV. I NON-CONF.	3-7-1	.31818	254	3-5-1	101	264	202	.46061	203	21	21
<hr/>											
TOTALS	RPI 1-25	RPI 26-50		W-L RECORDS	RPI 51-100		RPI 101-150		RPI 150+		
4-7-1	0-1-0	0-0-0		OVERALL	0-2-0		0-1-0		4-3-1		
2-4-0	0-1-0	0-0-0		HOME	0-2-0		0-1-0		2-0-0		
2-3-1	0-0-0	0-0-0		AWAY	0-0-0		0-0-0		2-3-1		
0-0-0	0-0-0	0-0-0		NEUTRAL	0-0-0		0-0-0		0-0-0		
<hr/>											
3-7-1	0-1-0	0-0-0		NON-CONFERENCE	0-2-0		0-1-0		3-3-1		
1-4-0	0-1-0	0-0-0		HOME	0-2-0		0-1-0		1-0-0		
2-3-1	0-0-0	0-0-		AWAY	0-0-0		0-0-0		2-3-1		
0-0-0	0-0-0	0-0-0		NEUTRAL	0-0-0		0-0-0		0-0-0		
<hr/>											
1-0-0	0-0-0	0-0-0		CONFERENCE	0-0-0		0-0-0		1-0-0		
1-0-0	0-0-0	0-0-0		HOME	0-0-0		0-0-0		1-0-0		
0-0-0	0-0-0	0-0-0		AWAY	0-0-0		0-0-0		0-0-0		
0-0-0	0-0-0	0-0-0		NEUTRAL	0-0-0		0-0-0		0-0-0		
<hr/>											
RPI S	Opponent	Score	RPI S	Opponent	Score	RPI S	Opponent	Score	RPI S	Opponent	Score
21 H	Arkansas	0 3				89 H	Oral Roberts	1 2	107 H	Kansas	0 1
						91 H	Tulsa	0 1	178 A	Arkansas St.	1 3
									184 H	UMKC	1 0
									219 A	Central Ark.	2 0
									220 A	SIU Edwardsville	0 1
									273 A	UALR	0 1
									283 A	Neb. Omaha	1 1
									289 A	Western Ill.	1 0
									324 H	UNI	3 1
<hr/>											
			LAST 10 GAMES								
220 A	SIU Edwardsville	0 1	324 H	UNI	3 1	283 A	Neb. Omaha	1 1	184 H	UMKC	1 0
289 A	Western Ill.	1 0	21 H	Arkansas	0 3	107 H	Kansas	0 1			
273 A	UALR	0 1									
219 A	Central Ark.	2 0									
178 A	Arkansas St.	1 3									

Non-Div. I Games:

Missouri St.

Average RPI Win:		268	WON-LOST RECORD		WINNING PCT. RANK		LAST 10 GAMES		STRENGTH OF SCHEDULE		OPP. STRENGTH OF SCHEDULE		TEAM RPI		ADJ RPI		CONF. RPI		ADJ CONF. RPI	
DIV. I ONLY			3-2-3		.5625 126		0-0-1		301		143		218		.45374 217		15		15	
DIV. I NON-CONF.			3-2-3		.5625 131		0-0-1		298		145		214		.45374 215		15		15	
TOTALS		RPI 1-25		RPI 26-50		W-L RECORDS		RPI 51-100		RPI 101-150		RPI 150+								
3-2-3		0-1-0		0-0-0		OVERALL		0-0-0		0-0-1		3-1-2								
0-2-1		0-1-0		0-0-0		HOME		0-0-0		0-0-0		0-1-1								
3-0-2		0-0-0		0-0-0		AWAY		0-0-0		0-0-1		3-0-0								
0-0-0		0-0-0		0-0-0		NEUTRAL		0-0-0		0-0-0		0-0-0								
3-2-3		0-1-0		0-0-0		NON-CONFERENCE		0-0-0		0-0-1		3-1-2								
0-2-1		0-1-0		0-0-0		HOME		0-0-0		0-0-0		0-1-1								
3-0-2		0-0-0		0-0-		AWAY		0-0-0		0-0-1		3-0-1								
0-0-0		0-0-0		0-0-0		NEUTRAL		0-0-0		0-0-0		0-0-0								
0-0-0		0-0-0		0-0-0		CONFERENCE		0-0-0		0-0-0		0-0-0								
0-0-0		0-0-0		0-0-0		HOME		0-0-0		0-0-0		0-0-0								
0-0-0		0-0-0		0-0-0		AWAY		0-0-0		0-0-0		0-0-0								
0-0-0		0-0-0		0-0-0		NEUTRAL		0-0-0		0-0-0		0-0-0								
RPI	S	Opponent		Score		RPI	S	Opponent		Score		RPI	S	Opponent		Score				
5	H	Georgetown		2 3								144	A	East Carolina		1 1				
												189	H	Saint Francis (PA)		1 3				
												228	A	American		1 0				
												255	H	Loyola Maryland		1 1				
												279	A	Mt. St. Mary's		0 0				
												280	A	Old Dominion		2 1				
												297	A	Howard		3 1				
LAST 10 GAMES																				
144	A	East Carolina		1 1		279	A	Mt. St. Mary's		0 0										
280	A	Old Dominion		2 1		297	A	Howard		3 1										
189	H	Saint Francis (PA)		1 3		255	H	Loyola Maryland		1 1										
5	H	Georgetown		2 3																
228	A	American		1 0																

Non-Div. I Games:

George Washington

Average RPI Win:		312	WON-LOST RECORD		WINNING PCT. RANK		LAST 10 GAMES		STRENGTH OF SCHEDULE		OPP. STRENGTH OF SCHEDULE		TEAM RPI		ADJ RPI		CONF. RPI		ADJ CONF. RPI					
DIV. I ONLY			2-7-1		.25		283		2-7-1		92		237		217		.45345		218		28		28	
DIV. I NON-CONF.			1-7-1		.16667		295		1-7-1		76		204		231		.44257		231		28		28	
TOTALS		RPI 1-25		RPI 26-50		W-L RECORDS		RPI 51-100		RPI 101-150		RPI 150+												
2-7-1		0-1-0		0-2-0		OVERALL		0-0-1		0-1-0		2-3-0												
0-3-1		0-0-0		0-0-0		HOME		0-0-1		0-1-0		0-2-0												
2-4-0		0-1-0		0-2-0		AWAY		0-0-0		0-0-0		2-1-0												
0-0-0		0-0-0		0-0-0		NEUTRAL		0-0-0		0-0-0		0-0-0												
1-7-1		0-1-0		0-2-0		NON-CONFERENCE		0-0-1		0-1-0		1-3-0												
0-3-1		0-0-0		0-0-0		HOME		0-0-1		0-1-0		0-2-0												
1-4-0		0-1-0		0-0-		AWAY		0-0-0		0-0-0		1-1-0												
0-0-0		0-0-0		0-0-0		NEUTRAL		0-0-0		0-0-0		0-0-0												
1-0-0		0-0-0		0-0-0		CONFERENCE		0-0-0		0-0-0		1-0-0												
0-0-0		0-0-0		0-0-0		HOME		0-0-0		0-0-0		0-0-0												
1-0-0		0-0-0		0-0-0		AWAY		0-0-0		0-0-0		1-0-0												
0-0-0		0-0-0		0-0-0		NEUTRAL		0-0-0		0-0-0		0-0-0												
RPI	S	Opponent		Score		RPI	S	Opponent		Score		RPI	S	Opponent		Score								
24	A	Kentucky		0	7	39	A	West Virginia		0	4	76	H	Xavier		0	0							
						43	A	Indiana		0	5			133 H Western Caro.		0	2							
														160 H Evansville		0	3							
														213 H Ohio		1	5							
														257 A UNC Asheville		1	2							
														304 A Jacksonville St.		1	0							
														320 A Alabama A&M		3	2							
LAST 10 GAMES																								
						76	H	Xavier		0	0	320	A	Alabama A&M		3	2							
						213	H	Ohio		1	5	304	A	Jacksonville St.		1	0							
						24	A	Kentucky		0	7	160	H	Evansville		0	3							
						133	H	Western Caro.		0	2	39	A	West Virginia		0	4							
						257	A	UNC Asheville		1	2	43	A	Indiana		0	5							

Non-Div. I Games:

Eastern Ky.

Average RPI Win:	269	WON-LOST RECORD	WINNING PCT. RANK	LAST 10 GAMES	STRENGTH OF SCHEDULE	OPP. STRENGTH OF SCHEDULE	TEAM RPI	ADJ RPI	CONF. RPI	ADJ CONF. RPI		
DIV. I ONLY		5-3-2	.6	104	5-3-2	310	200	220	.45278	219	19	19
DIV. I NON-CONF.		3-3-2	.5	146	3-3-2	281	211	232	.44338	230	22	22
<hr/>												
TOTALS	RPI 1-25	RPI 26-50		W-L RECORDS		RPI 51-100		RPI 101-150		RPI 150+		
5-3-2	0-0-0	0-0-0		OVERALL		0-0-0		0-1-0		5-2-2		
3-2-1	0-0-0	0-0-0		HOME		0-0-0		0-0-0		3-2-1		
2-1-1	0-0-0	0-0-0		AWAY		0-0-0		0-1-0		2-0-1		
0-0-0	0-0-0	0-0-0		NEUTRAL		0-0-0		0-0-0		0-0-0		
<hr/>												
3-3-2	0-0-0	0-0-0		NON-CONFERENCE		0-0-0		0-1-0		3-2-2		
2-2-1	0-0-0	0-0-0		HOME		0-0-0		0-0-0		2-2-1		
1-1-1	0-0-0	0-0-		AWAY		0-0-0		0-1-0		1-0-1		
0-0-0	0-0-0	0-0-0		NEUTRAL		0-0-0		0-0-0		0-0-0		
<hr/>												
2-0-0	0-0-0	0-0-0		CONFERENCE		0-0-0		0-0-0		2-0-0		
1-0-0	0-0-0	0-0-0		HOME		0-0-0		0-0-0		1-0-0		
1-0-0	0-0-0	0-0-0		AWAY		0-0-0		0-0-0		1-0-0		
0-0-0	0-0-0	0-0-0		NEUTRAL		0-0-0		0-0-0		0-0-0		
<hr/>												
RPI	S	Opponent	Score	RPI	S	Opponent	Score	RPI	S	Opponent	Score	
								120	A	TCU	0	3
								178	H	Arkansas St.	2	3
								184	H	UMKC	1	1
								216	H	Missouri St.	0	2
								223	A	Lipscomb	2	2
								247	A	Louisiana Tech	2	0
								261	H	La.-Monroe	6	2
								266	A	Northwestern St.	3	0
								282	H	Mississippi Val.	4	0
								287	H	A&M-Corpus Christi	2	1
<hr/>												
LAST 10 GAMES												
184	H	UMKC	1	1	266	A	Northwestern St.	3	0			
216	H	Missouri St.	0	2	287	H	A&M-Corpus Christi	2	1			
178	H	Arkansas St.	2	3	120	A	TCU	0	3			
247	A	Louisiana Tech	2	0	261	H	La.-Monroe	6	2			
282	H	Mississippi Val.	4	0	223	A	Lipscomb	2	2			

Non-Div. I Games:

Central Ark.

Average RPI Win: 232		WON-LOST RECORD		WINNING PCT. RANK		LAST 10 GAMES		STRENGTH OF SCHEDULE		OPP. STRENGTH OF SCHEDULE		TEAM RPI		ADJ RPI		CONF. RPI		ADJ CONF. RPI	
DIV. I ONLY		6-2-3		.68182 65		6-1-3		320		181		221		.45138 220		28		28	
DIV. I NON-CONF.		6-1-2		.77778 45		6-0-2		314		169		157		.48971 157		28		28	
TOTALS		RPI 1-25		RPI 26-50		W-L RECORDS		RPI 51-100		RPI 101-150		RPI 150+							
6-2-3		0-0-0		0-0-0		OVERALL		0-0-0		0-0-1		6-2-2							
3-1-2		0-0-0		0-0-0		HOME		0-0-0		0-0-1		3-1-1							
2-1-0		0-0-0		0-0-0		AWAY		0-0-0		0-0-0		2-1-0							
1-0-1		0-0-0		0-0-0		NEUTRAL		0-0-0		0-0-0		1-0-1							
6-1-2		0-0-0		0-0-0		NON-CONFERENCE		0-0-0		0-0-1		6-1-1							
3-0-1		0-0-0		0-0-0		HOME		0-0-0		0-0-1		3-0-0							
2-1-0		0-0-0		0-0-		AWAY		0-0-0		0-0-0		2-1-0							
1-0-1		0-0-0		0-0-0		NEUTRAL		0-0-0		0-0-0		1-0-1							
0-1-1		0-0-0		0-0-0		CONFERENCE		0-0-0		0-0-0		0-1-1							
0-1-1		0-0-0		0-0-0		HOME		0-0-0		0-0-0		0-1-1							
0-0-0		0-0-0		0-0-0		AWAY		0-0-0		0-0-0		0-0-0							
0-0-0		0-0-0		0-0-0		NEUTRAL		0-0-0		0-0-0		0-0-0							
RPI	S	Opponent		Score	RPI	S	Opponent		Score	RPI	S	Opponent		Score					
										137	H	Loyola Chicago		1 1					
										184	A	UMKC		0 1					
										187	A	Saint Louis		1 0					
										199	H	IUPUI		2 0					
										216	H	Missouri St.		1 0					
										224	H	Indiana St.		1 0					
										274	A	Drake		4 1					
										281	H	Belmont		1 1					
										291	N	Eastern Wash.		2 1					
										299	H	Tennessee Tech		0 1					
										306	N	Colorado St.		0 0					
LAST 10 GAMES																			
						137	H	Loyola Chicago		1 1			281	H	Belmont		1 1		
						224	H	Indiana St.		1 0			299	H	Tennessee Tech		0 1		
						187	A	Saint Louis		1 0			306	N	Colorado St.		0 0		
						199	H	IUPUI		2 0			291	N	Eastern Wash.		2 1		
						274	A	Drake		4 1			216	H	Missouri St.		1 0		

Non-Div. I Games:

SIU Edwardsville

Average RPI Win: 252		WON-LOST RECORD		WINNING PCT. RANK		LAST 10 GAMES		STRENGTH OF SCHEDULE		OPP. STRENGTH OF SCHEDULE		TEAM RPI		ADJ RPI		CONF. RPI		ADJ CONF. RPI	
DIV. I ONLY		6-4-0		.6 104		6-4-0		316		151		222		.45097 221		20		20	
DIV. I NON-CONF.		5-3-0		.625 95		5-3-0		259		206		169		.48529 169		18		18	
TOTALS		RPI 1-25		RPI 26-50		W-L RECORDS		RPI 51-100		RPI 101-150		RPI 150+							
6-4-0		0-0-0		0-0-0		OVERALL		0-1-0		0-1-0		6-2-0							
5-1-0		0-0-0		0-0-0		HOME		0-0-0		0-0-0		5-1-0							
1-2-0		0-0-0		0-0-0		AWAY		0-1-0		0-1-0		1-0-0							
0-1-0		0-0-0		0-0-0		NEUTRAL		0-0-0		0-0-0		0-1-0							
5-3-0		0-0-0		0-0-0		NON-CONFERENCE		0-1-0		0-1-0		5-1-0							
4-0-0		0-0-0		0-0-0		HOME		0-0-0		0-0-0		4-0-0							
1-2-0		0-0-0		0-0-		AWAY		0-1-0		0-1-0		1-0-0							
0-1-0		0-0-0		0-0-0		NEUTRAL		0-0-0		0-0-0		0-1-0							
1-1-0		0-0-0		0-0-0		CONFERENCE		0-0-0		0-0-0		1-1-0							
1-1-0		0-0-0		0-0-0		HOME		0-0-0		0-0-0		1-1-0							
0-0-0		0-0-0		0-0-0		AWAY		0-0-0		0-0-0		0-0-0							
0-0-0		0-0-0		0-0-0		NEUTRAL		0-0-0		0-0-0		0-0-0							
RPI	S	Opponent		Score		RPI	S	Opponent		Score		RPI	S	Opponent		Score			
													</						

Non-Div. I Games:

Kent St.

Average RPI Win:	246	WON-LOST RECORD	WINNING PCT. RANK	LAST 10 GAMES	STRENGTH OF SCHEDULE	OPP. STRENGTH OF SCHEDULE	TEAM RPI	ADJ RPI	CONF. RPI	ADJ CONF. RPI	
DIV. I ONLY		4-7-1	.375 225	3-6-1	216	111	219	.45076 222	16	16	
DIV. I NON-CONF.		2-7-1	.25 275	1-6-1	149	75	225	.44597 227	16	16	
<hr/>											
TOTALS	RPI 1-25	RPI 26-50		W-L RECORDS		RPI 51-100		RPI 101-150		RPI 150+	
4-7-1	0-1-0	0-2-0		OVERALL		0-1-0		0-1-0		4-2-1	
3-3-0	0-0-0	0-1-0		HOME		0-1-0		0-0-0		3-1-0	
1-2-0	0-1-0	0-0-0		AWAY		0-0-0		0-1-0		1-0-0	
0-2-1	0-0-0	0-1-0		NEUTRAL		0-0-0		0-0-0		0-1-1	
<hr/>											
2-7-1	0-1-0	0-2-0		NON-CONFERENCE		0-1-0		0-1-0		2-2-1	
1-3-0	0-0-0	0-1-0		HOME		0-1-0		0-0-0		1-1-0	
1-2-0	0-1-0	0-0-		AWAY		0-0-0		0-1-0		1-0-0	
0-2-1	0-0-0	0-1-0		NEUTRAL		0-0-0		0-0-0		0-1-1	
<hr/>											
2-0-0	0-0-0	0-0-0		CONFERENCE		0-0-0		0-0-0		2-0-0	
2-0-0	0-0-0	0-0-0		HOME		0-0-0		0-0-0		2-0-0	
0-0-0	0-0-0	0-0-0		AWAY		0-0-0		0-0-0		0-0-0	
0-0-0	0-0-0	0-0-0		NEUTRAL		0-0-0		0-0-0		0-0-0	
<hr/>											
RPI S	Opponent	Score	RPI S	Opponent	Score	RPI S	Opponent	Score	RPI S	Opponent	Score
4	A North Carolina	1 2	30	H Texas Tech	0 1	63	H Michigan St.	0 1	138	A St. Mary's (CA)	0 1
			34	N Duke	0 1				158	N UC Davis	0 0
									170	H Rice	3 0
									172	H UC Santa Barbara	0 2
									250	H Fresno St.	1 0
									254	A New Mexico St.	1 0
									305	N Pacific	1 2
									310	H San Jose St.	2 1
<hr/>											
LAST 10 GAMES											
138 A St. Mary's (CA)					0 1	250 H Fresno St.					1 0
63 H Michigan St.					0 1	310 H San Jose St.					2 1
170 H Rice					3 0	158 N UC Davis					0 0
34 N Duke					0 1	172 H UC Santa Barbara					0 2
4 A North Carolina					1 2	305 N Pacific					1 2

Non-Div. I Games:

New Mexico

Average RPI Win: 274		WON-LOST	WINNING	LAST 10	STRENGTH OF		OPP. STRENGTH	TEAM	ADJ		CONF.	ADJ CONF.			
Average RPI Loss: 144		RECORD	PCT. RANK	GAMES	SCHEDULE		OF SCHEDULE	RPI	RPI	RPI	RPI				
DIV. I ONLY		4-5-2	.45455	174	1-2-0		228	255	223	.45028	223	18	18		
DIV. I NON-CONF.		3-4-2	.44444	191	0-1-0		242	254	235	.4396	234	19	19		
TOTALS		RPI 1-25	RPI 26-50		W-L RECORDS		RPI 51-100		RPI 101-150		RPI 150+				
4-5-2		0-0-0	0-0-0		OVERALL		0-0-0		0-4-1		4-1-1				
2-2-1		0-0-0	0-0-0		HOME		0-0-0		0-1-0		2-1-1				
2-3-1		0-0-0	0-0-0		AWAY		0-0-0		0-3-1		2-0-0				
0-0-0		0-0-0	0-0-0		NEUTRAL		0-0-0		0-0-0		0-0-0				
3-4-2		0-0-0	0-0-0		NON-CONFERENCE		0-0-0		0-3-1		3-1-1				
2-2-1		0-0-0	0-0-0		HOME		0-0-0		0-1-0		2-1-1				
1-2-1		0-0-0	0-0-		AWAY		0-0-0		0-2-1		1-0-0				
0-0-0		0-0-0	0-0-0		NEUTRAL		0-0-0		0-0-0		0-0-0				
1-1-0		0-0-0	0-0-0		CONFERENCE		0-0-0		0-1-0		1-0-0				
0-0-0		0-0-0	0-0-0		HOME		0-0-0		0-0-0		0-0-0				
1-1-0		0-0-0	0-0-0		AWAY		0-0-0		0-1-0		1-0-0				
0-0-0		0-0-0	0-0-0		NEUTRAL		0-0-0		0-0-0		0-0-0				
RPI	S	Opponent	Score	RPI	S	Opponent	Score	RPI	S	Opponent	Score				
								127	H	Austin Peay	1	2			
								128	A	Western Ky.	1	2			
								129	A	Middle Tenn.	0	0			
								133	A	Western Caro.	0	2			
								143	A	Kennesaw St.	1	2			
								186	A	Mercer	2	1			
								190	H	UT Martin	0	2			
								219	H	Central Ark.	2	2			
								281	H	Belmont	4	0			
								309	H	Alabama St.	3	0			
								320	A	Alabama A&M	10	0			
LAST 10 GAMES															
						219	H	Central Ark.	2	2	127	H	Austin Peay	1	2
						309	H	Alabama St.	3	0	186	A	Mercer	2	1
						190	H	UT Martin	0	2	143	A	Kennesaw St.	1	2
						129	A	Middle Tenn.	0	0	128	A	Western Ky.	1	2
						320	A	Alabama A&M	10	0	281	H	Belmont	4	0

Non-Div. I Games:

Lipscomb

Average RPI Win:	221	WON-LOST	WINNING	LAST 10	STRENGTH OF	OPP. STRENGTH	TEAM	ADJ	CONF.	ADJ CONF.	
Average RPI Loss:	141	RECORD	PCT. RANK	GAMES	SCHEDULE	OF SCHEDULE	RPI	RPI	RPI	RPI	
DIV. I ONLY	4-7-0	.36364	234	3-7-0	202	174	225	.44876	224	22	22
DIV. I NON-CONF.	4-6-0	.4	215	3-6-0	192	190	208	.45742	206	21	21
<hr/>											
TOTALS	RPI 1-25	RPI 26-50		W-L RECORDS	RPI 51-100		RPI 101-150		RPI 150+		
4-7-0	0-0-0	0-1-0		OVERALL	0-0-0		0-4-0		4-2-0		
3-1-0	0-0-0	0-0-0		HOME	0-0-0		0-1-0		3-0-0		
1-6-0	0-0-0	0-1-0		AWAY	0-0-0		0-3-0		1-2-0		
0-0-0	0-0-0	0-0-0		NEUTRAL	0-0-0		0-0-0		0-0-0		
<hr/>											
4-6-0	0-0-0	0-1-0		NON-CONFERENCE	0-0-0		0-3-0		4-2-0		
3-1-0	0-0-0	0-0-0		HOME	0-0-0		0-1-0		3-0-0		
1-5-0	0-0-0	0-0-		AWAY	0-0-0		0-2-0		1-2-0		
0-0-0	0-0-0	0-0-0		NEUTRAL	0-0-0		0-0-0		0-0-0		
<hr/>											
0-1-0	0-0-0	0-0-0		CONFERENCE	0-0-0		0-1-0		0-0-0		
0-0-0	0-0-0	0-0-0		HOME	0-0-0		0-0-0		0-0-0		
0-1-0	0-0-0	0-0-0		AWAY	0-0-0		0-1-0		0-0-0		
0-0-0	0-0-0	0-0-0		NEUTRAL	0-0-0		0-0-0		0-0-0		
<hr/>											
RPI S	Opponent	Score	RPI S	Opponent	Score	RPI S	Opponent	Score	RPI S	Opponent	Score
			46 A	Illinois	2 3				111 H	Butler	0 3
									116 A	Eastern Mich.	0 4
									128 A	Western Ky.	1 2
									137 A	Loyola Chicago	1 2
									175 H	Green Bay	4 0
									190 H	UT Martin	4 2
									220 A	SIU Edwardsville	0 1
									230 A	Toledo	2 5
									234 H	Ga. Southern	2 1
									286 A	IPFW	2 0
<hr/>											
			LAST 10 GAMES								
			46 A	Illinois	2 3				286 A	IPFW	2 0
			220 A	SIU Edwardsville	0 1				137 A	Loyola Chicago	1 2
			175 H	Green Bay	4 0				116 A	Eastern Mich.	0 4
			128 A	Western Ky.	1 2				230 A	Toledo	2 5
			111 H	Butler	0 3				190 H	UT Martin	4 2

Non-Div. I Games:

Indiana St.

Average RPI Win: 226		WON-LOST RECORD		WINNING PCT. RANK		LAST 10 GAMES		STRENGTH OF SCHEDULE		OPP. STRENGTH OF SCHEDULE		TEAM RPI		ADJ RPI		CONF. RPI		ADJ CONF. RPI	
DIV. I ONLY		2-7-1		.25 283		2-7-1		117		205		224		.44746 225		28		28	
DIV. I NON-CONF.		1-7-1		.16667 295		1-7-1		97		170		240		.43598 240		28		28	
TOTALS		RPI 1-25		RPI 26-50		W-L RECORDS		RPI 51-100		RPI 101-150		RPI 150+							
2-7-1		0-0-0		0-3-0		OVERALL		0-1-0		1-0-0		1-3-1							
0-3-0		0-0-0		0-0-0		HOME		0-1-0		0-0-0		0-2-0							
2-4-1		0-0-0		0-3-0		AWAY		0-0-0		1-0-0		1-1-1							
0-0-0		0-0-0		0-0-0		NEUTRAL		0-0-0		0-0-0		0-0-0							
1-7-1		0-0-0		0-3-0		NON-CONFERENCE		0-1-0		1-0-0		0-3-1							
0-3-0		0-0-0		0-0-0		HOME		0-1-0		0-0-0		0-2-0							
1-4-1		0-0-0		0-0-		AWAY		0-0-0		1-0-0		0-1-1							
0-0-0		0-0-0		0-0-0		NEUTRAL		0-0-0		0-0-0		0-0-0							
1-0-0		0-0-0		0-0-0		CONFERENCE		0-0-0		0-0-0		1-0-0							
0-0-0		0-0-0		0-0-0		HOME		0-0-0		0-0-0		0-0-0							
1-0-0		0-0-0		0-0-0		AWAY		0-0-0		0-0-0		1-0-0							
0-0-0		0-0-0		0-0-0		NEUTRAL		0-0-0		0-0-0		0-0-0							
RPI	S	Opponent		Score		RPI	S	Opponent		Score		RPI	S	Opponent		Score			
		39	A	West Virginia	0	2		76	H	Xavier	0	1		148	A	Appalachian St.	2	1	
		42	A	Louisville	2	7								189	A	Saint Francis (PA)	1	1	
		47	A	Ohio St.	2	3								205	H	Akron	1	2	
														213	A	Ohio	1	3	
														270	H	Northern Ky.	1	2	
														304	A	Jacksonville St.	2	1	
LAST 10 GAMES																			
		270	H	Northern Ky.	1	2		304	A	Jacksonville St.	2	1							
		39	A	West Virginia	0	2		148	A	Appalachian St.	2	1							
		205	H	Akron	1	2		76	H	Xavier	0	1							
		189	A	Saint Francis (PA)	1	1		42	A	Louisville	2	7							
		47	A	Ohio St.	2	3		213	A	Ohio	1	3							

Non-Div. I Games:

Morehead St.

Average RPI Win: 235		WON-LOST RECORD	WINNING PCT. RANK		LAST 10 GAMES	STRENGTH OF SCHEDULE	OPP. STRENGTH OF SCHEDULE	TEAM RPI	ADJ RPI	CONF. RPI	ADJ CONF. RPI		
Average RPI Loss: 107													
DIV. I ONLY		3-4-4	.45455	174	3-4-3	251	191	226	.44634	226	21	21	
DIV. I NON-CONF.		3-3-3	.5	146	3-3-2	280	210	230	.44242	232	20	20	
<hr/>													
TOTALS		RPI 1-25		RPI 26-50		W-L RECORDS		RPI 51-100		RPI 101-150		RPI 150+	
3-4-4		0-0-0		0-0-0		OVERALL		0-2-0		0-1-0		3-1-4	
3-0-2		0-0-0		0-0-0		HOME		0-0-0		0-0-0		3-0-2	
0-4-2		0-0-0		0-0-0		AWAY		0-2-0		0-1-0		0-1-2	
0-0-0		0-0-0		0-0-0		NEUTRAL		0-0-0		0-0-0		0-0-0	
3-3-3		0-0-0		0-0-0		NON-CONFERENCE		0-1-0		0-1-0		3-1-3	
3-0-2		0-0-0		0-0-0		HOME		0-0-0		0-0-0		3-0-2	
0-3-1		0-0-0		0-0-		AWAY		0-1-0		0-1-0		0-1-1	
0-0-0		0-0-0		0-0-0		NEUTRAL		0-0-0		0-0-0		0-0-0	
0-1-1		0-0-0		0-0-0		CONFERENCE		0-1-0		0-0-0		0-0-1	
0-0-0		0-0-0		0-0-0		HOME		0-0-0		0-0-0		0-0-0	
0-1-1		0-0-0		0-0-0		AWAY		0-1-0		0-0-0		0-0-1	
0-0-0		0-0-0		0-0-0		NEUTRAL		0-0-0		0-0-0		0-0-0	
RPI	S	Opponent	Score	RPI	S	Opponent	Score	RPI	S	Opponent	Score		
						72 A	Cal St. Fullerton	0	2	104 A	Creighton	1	2
						85 A	Weber St.	0	2	167 A	Loyola Marymount	1	2
										176 A	Idaho St.	1	1
										185 H	Nevada	2	0
										239 H	Wyoming	0	0
										244 H	Utah Valley	3	1
										253 H	Air Force	1	1
										276 H	Houston Baptist	1	0
										283 A	Neb. Omaha	3	3
<hr/>													
LAST 10 GAMES													
						244 H	Utah Valley	3	1	176 A	Idaho St.	1	1
						276 H	Houston Baptist	1	0	85 A	Weber St.	0	2
						72 A	Cal St. Fullerton	0	2	185 H	Nevada	2	0
						167 A	Loyola Marymount	1	2	104 A	Creighton	1	2
						239 H	Wyoming	0	0	283 A	Neb. Omaha	3	3

Non-Div. I Games:

Montana

Average RPI Win: 266		WON-LOST	WINNING	LAST 10	STRENGTH OF	OPP. STRENGTH	TEAM	ADJ	CONF.	ADJ CONF.		
Average RPI Loss: 152		RECORD	PCT. RANK	GAMES	SCHEDULE	OF SCHEDULE	RPI	RPI	RPI	RPI		
DIV. I ONLY		4-7-0	.36364	234	4-6-0	173	280	229	.44475	228	14	14
DIV. I NON-CONF.		2-7-0	.22222	283	2-6-0	125	279	253	.42689	251	14	14
<hr/>												
TOTALS		RPI 1-25		RPI 26-50		W-L RECORDS		RPI 51-100		RPI 101-150		RPI 150+
4-7-0		0-0-0		0-0-0		OVERALL		0-1-0		0-2-0		4-4-0
2-3-0		0-0-0		0-0-0		HOME		0-0-0		0-0-0		2-3-0
2-3-0		0-0-0		0-0-0		AWAY		0-1-0		0-2-0		2-0-0
0-1-0		0-0-0		0-0-0		NEUTRAL		0-0-0		0-0-0		0-1-0
2-7-0		0-0-0		0-0-0		NON-CONFERENCE		0-1-0		0-2-0		2-4-0
1-3-0		0-0-0		0-0-0		HOME		0-0-0		0-0-0		1-3-0
1-3-0		0-0-0		0-0-		AWAY		0-1-0		0-2-0		1-0-0
0-1-0		0-0-0		0-0-0		NEUTRAL		0-0-0		0-0-0		0-1-0
2-0-0		0-0-0		0-0-0		CONFERENCE		0-0-0		0-0-0		2-0-0
1-0-0		0-0-0		0-0-0		HOME		0-0-0		0-0-0		1-0-0
1-0-0		0-0-0		0-0-0		AWAY		0-0-0		0-0-0		1-0-0
0-0-0		0-0-0		0-0-0		NEUTRAL		0-0-0		0-0-0		0-0-0
RPI	S	Opponent	Score	RPI	S	Opponent	Score	RPI	S	Opponent	Score	
								</				

Non-Div. I Games:

American

Average RPI Win: 239		WON-LOST RECORD		WINNING PCT. RANK		LAST 10 GAMES		STRENGTH OF SCHEDULE		OPP. STRENGTH OF SCHEDULE		TEAM RPI		ADJ RPI		CONF. RPI		ADJ CONF. RPI	
DIV. I ONLY		3-7-2		.33333 247		2-7-1		172		219		232		.44361 229		18		18	
DIV. I NON-CONF.		3-5-2		.4 215		2-5-1		164		212		198		.46491 199		19		19	
TOTALS		RPI 1-25		RPI 26-50		W-L RECORDS		RPI 51-100		RPI 101-150		RPI 150+							
3-7-2		0-1-0		0-0-0		OVERALL		0-3-0		0-1-0		3-2-2							
2-1-1		0-0-0		0-0-0		HOME		0-1-0		0-0-0		2-0-1							
1-5-1		0-0-0		0-0-0		AWAY		0-2-0		0-1-0		1-2-1							
0-1-0		0-1-0		0-0-0		NEUTRAL		0-0-0		0-0-0		0-0-0							
3-5-2		0-1-0		0-0-0		NON-CONFERENCE		0-3-0		0-0-0		3-1-2							
2-1-1		0-0-0		0-0-0		HOME		0-1-0		0-0-0		2-0-1							
1-3-1		0-0-0		0-0-		AWAY		0-2-0		0-0-0		1-1-1							
0-1-0		0-1-0		0-0-0		NEUTRAL		0-0-0		0-0-0		0-0-0							
0-2-0		0-0-0		0-0-0		CONFERENCE		0-0-0		0-1-0		0-1-0							
0-0-0		0-0-0		0-0-0		HOME		0-0-0		0-0-0		0-0-0							
0-2-0		0-0-0		0-0-0		AWAY		0-0-0		0-1-0		0-1-0							
0-0-0		0-0-0		0-0-0		NEUTRAL		0-0-0		0-0-0		0-0-0							
RPI	S	Opponent		Score		RPI	S	Opponent		Score		RPI	S	Opponent		Score			
14	N	UCF		0 5								106	A	FGCU		0 3			
												66	A	Navy		0 1			
												94	H	Furman		0 2			

Non-Div. I Games:

North Florida

T
o
l
e
d
o

Toledo

Average RPI Win:		285	WON-LOST RECORD		WINNING PCT. RANK		LAST 10 GAMES		STRENGTH OF SCHEDULE		OPP. STRENGTH OF SCHEDULE		TEAM RPI		ADJ RPI		CONF. RPI		ADJ CONF. RPI	
DIV. I ONLY			5-4-1		.55	129	5-4-1		300		203		228	.44264	231		18		18	
DIV. I NON-CONF.			4-4-1		.5	146	4-4-1		303		203		250	.427	250		19		19	
TOTALS		RPI 1-25		RPI 26-50		W-L RECORDS		RPI 51-100		RPI 101-150		RPI 150+								
5-4-1		0-1-0		0-0-0		OVERALL		0-1-0		0-1-1		5-1-0								
4-1-0		0-0-0		0-0-0		HOME		0-0-0		0-0-0		4-1-0								
1-3-1		0-1-0		0-0-0		AWAY		0-1-0		0-1-1		1-0-0								
0-0-0		0-0-0		0-0-0		NEUTRAL		0-0-0		0-0-0		0-0-0								
4-4-1		0-1-0		0-0-0		NON-CONFERENCE		0-1-0		0-1-1		4-1-0								
3-1-0		0-0-0		0-0-0		HOME		0-0-0		0-0-0		3-1-0								
1-3-1		0-1-0		0-0-		AWAY		0-1-0		0-1-1		1-0-0								
0-0-0		0-0-0		0-0-0		NEUTRAL		0-0-0		0-0-0		0-0-0								
1-0-0		0-0-0		0-0-0		CONFERENCE		0-0-0		0-0-0		1-0-0								
1-0-0		0-0-0		0-0-0		HOME		0-0-0		0-0-0		1-0-0								
0-0-0		0-0-0		0-0-0		AWAY		0-0-0		0-0-0		0-0-0								
0-0-0		0-0-0		0-0-0		NEUTRAL		0-0-0		0-0-0		0-0-0								
RPI	S	Opponent		Score		RPI	S	Opponent		Score		RPI	S	Opponent		Score				
11	A	Virginia Tech		0	2							56	A	North Carolina St.		0	3			
												133	A	Western Caro.		1	1			
												148	A	Appalachian St.		1	2			
												210	H	Winthrop		2	0			
												249	H	USC Upstate		7	1			
												299	H	Tennessee Tech		0	1			
												320	A	Alabama A&M		7	0			
												322	H	Francis Marion		2	0			
												326	H	VMI		5	1			
LAST 10 GAMES																				

Non-Div. I Games:

East Tenn. St.

Average RPI Win: 278		WON-LOST RECORD	WINNING PCT. RANK		LAST 10 GAMES	STRENGTH OF SCHEDULE	OPP. STRENGTH OF SCHEDULE	TEAM RPI	ADJ RPI	CONF. RPI	ADJ CONF. RPI		
Average RPI Loss: 116													
DIV. I ONLY		4-5-2	.45455	174	4-4-2	258	211	235	.4426	232	29	29	
DIV. I NON-CONF.		2-4-2	.375	230	2-3-2	229	189	244	.43533	244	29	29	
<hr/>													
TOTALS		RPI 1-25		RPI 26-50		W-L RECORDS		RPI 51-100		RPI 101-150		RPI 150+	
4-5-2		0-0-0		0-0-0		OVERALL		0-2-0		0-3-0		4-0-2	
3-0-1		0-0-0		0-0-0		HOME		0-0-0		0-0-0		3-0-1	
1-5-1		0-0-0		0-0-0		AWAY		0-2-0		0-3-0		1-0-1	
0-0-0		0-0-0		0-0-0		NEUTRAL		0-0-0		0-0-0		0-0-0	
2-4-2		0-0-0		0-0-0		NON-CONFERENCE		0-2-0		0-2-0		2-0-2	
1-0-1		0-0-0		0-0-0		HOME		0-0-0		0-0-0		1-0-1	
1-4-1		0-0-0		0-0-		AWAY		0-2-0		0-2-0		1-0-1	
0-0-0		0-0-0		0-0-0		NEUTRAL		0-0-0		0-0-0		0-0-0	
2-1-0		0-0-0		0-0-0		CONFERENCE		0-0-0		0-1-0		2-0-0	
2-0-0		0-0-0		0-0-0		HOME		0-0-0		0-0-0		2-0-0	
0-1-0		0-0-0		0-0-0		AWAY		0-0-0		0-1-0		0-0-0	
0-0-0		0-0-0		0-0-0		NEUTRAL		0-0-0		0-0-0		0-0-0	
RPI	S	Opponent	Score	RPI	S	Opponent	Score	RPI	S	Opponent	Score		
						86 A	Seton Hall	1	2	122 A	Cornell	1	2
						98 A	Hofstra	0	3	135 A	Drexel	1	2
										140 A	Fairfield	1	2
										164 A	Binghamton	1	1
										204 A	Duquesne	3	0
										263 H	LIU Brooklyn	1	1
										288 H	Niagara	1	0
										298 H	Manhattan	1	0
										323 H	UMass Lowell	5	1
						LAST 10 GAMES							
						122 A	Cornell	1	2	140 A	Fairfield	1	2
						263 H	LIU Brooklyn	1	1	288 H	Niagara	1	0
						98 A	Hofstra	0	3	298 H	Manhattan	1	0
						204 A	Duquesne	3	0	86 A	Seton Hall	1	2
						323 H	UMass Lowell	5	1	164 A	Binghamton	1	1

Non-Div. I Games:

Marist

Average RPI Win: 232		WON-LOST RECORD		WINNING PCT. RANK		LAST 10 GAMES		STRENGTH OF SCHEDULE		OPP. STRENGTH OF SCHEDULE		TEAM RPI		ADJ RPI		CONF. RPI		ADJ CONF. RPI	
DIV. I ONLY		3-7-0		.3 269		3-7-0		159		192		231		.4426 232		21		21	
DIV. I NON-CONF.		3-6-0		.33333 243		3-6-0		176		176		221		.44722 224		20		20	
TOTALS		RPI 1-25		RPI 26-50		W-L RECORDS		RPI 51-100		RPI 101-150		RPI 150+							
3-7-0		0-0-0		0-2-0		OVERALL		0-1-0		0-2-0		3-2-0							
2-2-0		0-0-0		0-0-0		HOME		0-0-0		0-1-0		2-1-0							
0-3-0		0-0-0		0-1-0		AWAY		0-1-0		0-0-0		0-1-0							
1-2-0		0-0-0		0-1-0		NEUTRAL		0-0-0		0-1-0		1-0-0							
3-6-0		0-0-0		0-2-0		NON-CONFERENCE		0-1-0		0-2-0		3-1-0							
2-1-0		0-0-0		0-0-0		HOME		0-0-0		0-1-0		2-0-0							
0-3-0		0-0-0		0-0-		AWAY		0-1-0		0-0-0		0-1-0							
1-2-0		0-0-0		0-1-0		NEUTRAL		0-0-0		0-1-0		1-0-0							
0-1-0		0-0-0		0-0-0		CONFERENCE		0-0-0		0-0-0		0-1-0							
0-1-0		0-0-0		0-0-0		HOME		0-0-0		0-0-0		0-1-0							
0-0-0		0-0-0		0-0-0		AWAY		0-0-0		0-0-0		0-0-0							
0-0-0		0-0-0		0-0-0		NEUTRAL		0-0-0		0-0-0		0-0-0							
RPI	S	Opponent		Score		RPI	S	Opponent		Score		RPI	S	Opponent		Score			
				38	N	Arizona St.	0	4	67	A	Arizona	1	6	108	H	UTEP	1	2	
				50	A	Utah	2	6						148	N	Appalachian St.	1	2	
														172	H	UC Santa Barbara	4	3	
														179	H	Northern Ariz.	2	3	
														251	N	Vermont	3	1	
														272	H	UC Riverside	1	0	
														318	A	CSU Bakersfield	1	4	
LAST 10 GAMES																			
				50	A	Utah	2	6	179	H	Northern Ariz.	2	3						
				148	N	Appalachian St.	1	2	108	H	UTEP	1	2						
				251	N	Vermont	3	1	272	H	UC Riverside	1	0						
				172	H	UC Santa Barbara	4	3	38	N	Arizona St.	0	4						
				318	A	CSU Bakersfield	1	4	67	A	Arizona	1	6						

Non-Div. I Games:

Southern Utah

Average RPI Win:	278	WON-LOST	WINNING	LAST 10	STRENGTH OF	OPP. STRENGTH	TEAM	ADJ	CONF.	ADJ CONF.	
Average RPI Loss:	130	RECORD	PCT. RANK	GAMES	SCHEDULE	OF SCHEDULE	RPI	RPI	RPI	RPI	
DIV. I ONLY	2-5-2	.33333	247	2-5-2	177	221	233	.44232	234	13	13
DIV. I NON-CONF.	1-5-1	.21429	287	1-5-1	217	188	282	.39945	282	13	13
<hr/>											
TOTALS	RPI 1-25	RPI 26-50		W-L RECORDS	RPI 51-100		RPI 101-150		RPI 150+		
2-5-2	0-0-0	0-1-0		OVERALL	0-1-1		0-1-0		2-2-1		
1-1-1	0-0-0	0-0-0		HOME	0-0-0		0-1-0		1-0-1		
1-4-1	0-0-0	0-1-0		AWAY	0-1-1		0-0-0		1-2-0		
0-0-0	0-0-0	0-0-0		NEUTRAL	0-0-0		0-0-0		0-0-0		
<hr/>											
1-5-1	0-0-0	0-1-0		NON-CONFERENCE	0-1-0		0-1-0		1-2-1		
1-1-1	0-0-0	0-0-0		HOME	0-0-0		0-1-0		1-0-1		
0-4-0	0-0-0	0-0-		AWAY	0-1-0		0-0-0		0-2-0		
0-0-0	0-0-0	0-0-0		NEUTRAL	0-0-0		0-0-0		0-0-0		
<hr/>											
1-0-1	0-0-0	0-0-0		CONFERENCE	0-0-1		0-0-0		1-0-0		
0-0-0	0-0-0	0-0-0		HOME	0-0-0		0-0-0		0-0-0		
1-0-1	0-0-0	0-0-0		AWAY	0-0-1		0-0-0		1-0-0		
0-0-0	0-0-0	0-0-0		NEUTRAL	0-0-0		0-0-0		0-0-0		
<hr/>											
RPI	S	Opponent	Score	RPI	S	Opponent	Score	RPI	S	Opponent	Score
				43	A	Indiana	0 5	56	A	North Carolina St.	0 4
								82	A	Samford	0 0
								139	H	Jacksonville	1 2
								186	A	Mercer	2 3
								224	A	Indiana St.	1 2
								260	H	Stetson	2 1
								295	H	Charleston So.	0 0
								296	A	Chattanooga	2 1
<hr/>											
LAST 10 GAMES											
				260	H	Stetson	2 1	296	A	Chattanooga	2 1
				56	A	North Carolina St.	0 4	82	A	Samford	0 0
				43	A	Indiana	0 5	186	A	Mercer	2 3
				224	A	Indiana St.	1 2	295	H	Charleston So.	0 0
								139	H	Jacksonville	1 2

Non-Div. I Games:

Ga. Southern

Average RPI Win:		255	WON-LOST RECORD		WINNING PCT. RANK		LAST 10 GAMES		STRENGTH OF SCHEDULE		OPP. STRENGTH OF SCHEDULE		TEAM RPI		ADJ RPI		CONF. RPI		ADJ CONF. RPI	
DIV. I ONLY			3-6-1		.35	240	3-6-1		257		34		239		.44123		235		15	
DIV. I NON-CONF.			3-5-1		.38889	223	3-5-1		266		31		229		.44587		228		15	
TOTALS		RPI 1-25		RPI 26-50		W-L RECORDS		RPI 51-100		RPI 101-150		RPI 150+								
3-6-1		0-1-0		0-0-1		OVERALL		0-3-0		0-0-0		3-2-0								
2-2-0		0-0-0		0-0-0		HOME		0-2-0		0-0-0		2-0-0								
1-4-1		0-1-0		0-0-1		AWAY		0-1-0		0-0-0		1-2-0								
0-0-0		0-0-0		0-0-0		NEUTRAL		0-0-0		0-0-0		0-0-0								
3-5-1		0-1-0		0-0-1		NON-CONFERENCE		0-2-0		0-0-0		3-2-0								
2-1-0		0-0-0		0-0-0		HOME		0-1-0		0-0-0		2-0-0								
1-4-1		0-1-0		0-1-		AWAY		0-1-0		0-0-0		1-2-0								
0-0-0		0-0-0		0-0-0		NEUTRAL		0-0-0		0-0-0		0-0-0								
0-1-0		0-0-0		0-0-0		CONFERENCE		0-1-0		0-0-0		0-0-0								
0-1-0		0-0-0		0-0-0		HOME		0-1-0		0-0-0		0-0-0								
0-0-0		0-0-0		0-0-0		AWAY		0-0-0		0-0-0		0-0-0								
0-0-0		0-0-0		0-0-0		NEUTRAL		0-0-0		0-0-0		0-0-0								
RPI	S	Opponent		Score		RPI	S	Opponent		Score		RPI	S	Opponent		Score				
20	A	Maryland		0	3	27	A	William & Mary		1	1	52	A	James Madison		1	2			
												62	H	Delaware		0	3			
												78	H	VCU		1	5			
												189	A	Saint Francis (PA)		0	3			
												228	A	American		0	1			
												229	H	North Florida		3	0			
												255	A	Loyola Maryland		1	0			
												280	H	Old Dominion		3	0			
LAST 10 GAMES																				
						62	H	Delaware		0	3	52	A	James Madison		1	2			
						189	A	Saint Francis (PA)		0	3	78	H	VCU		1	5			
						229	H	North Florida		3	0	255	A	Loyola Maryland		1	0			
						20	A	Maryland		0	3	280	H	Old Dominion		3	0			
						27	A	William & Mary		1	1	228	A	American		0	1			

Non-Div. I Games:

George Mason

U
T
S
A

UTSA

Average RPI Win: 176		WON-LOST	WINNING	LAST 10	STRENGTH OF SCHEDULE	OPP. STRENGTH OF SCHEDULE	TEAM RPI	ADJ RPI	CONF. RPI	ADJ CONF. RPI		
Average RPI Loss: 130		RECORD	PCT. RANK	GAMES								
DIV. I ONLY		2-5-2	.33333	247	2-5-2	206	163	238	.44054	237	14	14
DIV. I NON-CONF.		2-3-2	.42857	205	2-3-2	137	157	161	.48714	163	14	14
<hr/>												
TOTALS		RPI 1-25		RPI 26-50		W-L RECORDS		RPI 51-100		RPI 101-150		RPI 150+
2-5-2		0-0-0		0-0-0		OVERALL		0-3-0		1-0-0		1-2-2
1-3-0		0-0-0		0-0-0		HOME		0-2-0		0-0-0		1-1-0
1-2-1		0-0-0		0-0-0		AWAY		0-1-0		1-0-0		0-1-1
0-0-1		0-0-0		0-0-0		NEUTRAL		0-0-0		0-0-0		0-0-1
2-3-2		0-0-0		0-0-0		NON-CONFERENCE		0-3-0		1-0-0		1-0-2
1-2-0		0-0-0		0-0-0		HOME		0-2-0		0-0-0		1-0-0
1-1-1		0-0-0		0-0-		AWAY		0-1-0		1-0-0		0-0-1
0-0-1		0-0-0		0-0-0		NEUTRAL		0-0-0		0-0-0		0-0-1
0-2-0		0-0-0		0-0-0		CONFERENCE		0-0-0		0-0-0		0-2-0
0-1-0		0-0-0		0-0-0		HOME		0-0-0		0-0-0		0-1-0
0-1-0		0-0-0		0-0-0		AWAY		0-0-0		0-0-0		0-1-0
0-0-0		0-0-0		0-0-0		NEUTRAL		0-0-0		0-0-0		0-0-0
RPI	S	Opponent	Score	RPI	S	Opponent	Score	RPI	S	Opponent	Score	

Average RPI Win:	291	WON-LOST	WINNING	LAST 10	STRENGTH OF	OPP. STRENGTH	TEAM	ADJ	CONF.	ADJ CONF.	
Average RPI Loss:	122	RECORD	PCT. RANK	GAMES	SCHEDULE	OF SCHEDULE	RPI	RPI	RPI	RPI	
DIV. I ONLY	2-4-2	.375	225	2-4-2	212	234	236	.43955	238	29	29
DIV. I NON-CONF.	0-4-1	.1	310	0-4-1	165	123	283	.39768	283	29	29
<hr/>											
TOTALS	RPI 1-25	RPI 26-50		W-L RECORDS	RPI 51-100		RPI 101-150		RPI 150+		
2-4-2	0-1-0	0-0-0		OVERALL	0-1-0		0-0-0		2-2-2		
1-2-2	0-0-0	0-0-0		HOME	0-1-0		0-0-0		1-1-2		
1-2-0	0-1-0	0-0-0		AWAY	0-0-0		0-0-0		1-1-0		
0-0-0	0-0-0	0-0-0		NEUTRAL	0-0-0		0-0-0		0-0-0		
<hr/>											
0-4-1	0-1-0	0-0-0		NON-CONFERENCE	0-1-0		0-0-0		0-2-1		
0-2-1	0-0-0	0-0-0		HOME	0-1-0		0-0-0		0-1-1		
0-2-0	0-1-0	0-0-		AWAY	0-0-0		0-0-0		0-1-0		
0-0-0	0-0-0	0-0-0		NEUTRAL	0-0-0		0-0-0		0-0-0		
<hr/>											
2-0-1	0-0-0	0-0-0		CONFERENCE	0-0-0		0-0-0		2-0-1		
1-0-1	0-0-0	0-0-0		HOME	0-0-0		0-0-0		1-0-1		
1-0-0	0-0-0	0-0-0		AWAY	0-0-0		0-0-0		1-0-0		
0-0-0	0-0-0	0-0-0		NEUTRAL	0-0-0		0-0-0		0-0-0		
<hr/>											
RPI	S	Opponent	Score	RPI	S	Opponent	Score	RPI	S	Opponent	Score
5	A	Georgetown	0 5					163	H	Saint Joseph's	2 3
								243	H	Siena	1 1
								251	A	Vermont	0 1
								268	H	Rider	2 0
								293	H	Holy Cross	0 0
								314	A	Saint Peter's	3 0
<hr/>											
LAST 10 GAMES											
268 H Rider				2	0	314 A Saint Peter's				3	0
243 H Siena				1	1	251 A Vermont				0	1
5 A Georgetown				0	5	293 H Holy Cross				0	0
						69 H Brown				0	1
						163 H Saint Joseph's				2	3

Average RPI Win: 246		WON-LOST RECORD		WINNING PCT. RANK		LAST 10 GAMES		STRENGTH OF SCHEDULE		OPP. STRENGTH OF SCHEDULE		TEAM RPI		ADJ RPI		CONF. RPI		ADJ CONF. RPI	
DIV. I ONLY		4-6-1		.40909 206		3-6-1		232		215		237		.43805 239		16		16	
DIV. I NON-CONF.		3-6-1		.35 242		2-6-1		194		214		233		.43872 235		16		16	
TOTALS		RPI 1-25		RPI 26-50		W-L RECORDS		RPI 51-100		RPI 101-150		RPI 150+							
4-6-1		0-1-0		0-0-0		OVERALL		0-1-0		1-1-0		3-3-1							
0-5-0		0-0-0		0-0-0		HOME		0-1-0		0-1-0		0-3-0							
3-1-1		0-1-0		0-0-0		AWAY		0-0-0		0-0-0		3-0-1							
1-0-0		0-0-0		0-0-0		NEUTRAL		0-0-0		1-0-0		0-0-0							
3-6-1		0-1-0		0-0-0		NON-CONFERENCE		0-1-0		1-1-0		2-3-1							
0-5-0		0-0-0		0-0-0		HOME		0-1-0		0-1-0		0-3-0							
2-1-1		0-1-0		0-0-		AWAY		0-0-0		0-0-0		2-0-1							
1-0-0		0-0-0		0-0-0		NEUTRAL		0-0-0		1-0-0		0-0-0							
1-0-0		0-0-0		0-0-0		CONFERENCE		0-0-0		0-0-0		1-0-0							
0-0-0		0-0-0		0-0-0		HOME		0-0-0		0-0-0		0-0-0							
1-0-0		0-0-0		0-0-0		AWAY		0-0-0		0-0-0		1-0-0							
0-0-0		0-0-0		0-0-0		NEUTRAL		0-0-0		0-0-0		0-0-0							
RPI	S	Opponent		Score		RPI	S	Opponent		Score		RPI	S	Opponent		Score			
16	A	Portland		2	4							85	H	Weber St.		2	3		
												120	N	TCU		4	3		
												125	H	Northern Colo.		0	1		
												176	H	Idaho St.		0	1		
												226	A	Montana		0	0		
												254	H	New Mexico St.		0	1		
												267	H	South Dakota		1	2		
												274	A	Drake		5	2		
												283	A	Neb. Omaha		2	1		
												306	A	Colorado St.		3	0		
LAST 10 GAMES																			
						306	A	Colorado St.		3	0	254	H	New Mexico St.		0	1		
						16	A	Portland		2	4	85	H	Weber St.		2	3		
						176	H	Idaho St.		0	1	283	A	Neb. Omaha		2	1		
						125	H	Northern Colo.		0	1	274	A	Drake		5	2		
						226	A	Montana		0	0	267	H	South Dakota		1	2		

Non-Div. I Games:

Wyoming

Average RPI Win: 187		WON-LOST	WINNING	LAST 10	STRENGTH OF		OPP. STRENGTH	TEAM	ADJ	CONF.	ADJ CONF.
Average RPI Loss: 122		RECORD	PCT. RANK	GAMES	SCHEDULE		OF SCHEDULE	RPI	RPI	RPI	RPI
DIV. I ONLY		2-9-0	.18182	300	1-9-0		131	122	243	.43709	240
DIV. I NON-CONF.		2-7-0	.22222	283	1-7-0		113	107	218	.45419	214
TOTALS		RPI 1-25	RPI 26-50		W-L RECORDS		RPI 51-100		RPI 101-150		RPI 150+
2-9-0	0-1-0	0-1-0		OVERALL		1-3-0		0-1-0		1-3-0	
2-3-0	0-0-0	0-0-0		HOME		1-0-0		0-0-0		1-3-0	
0-6-0	0-1-0	0-1-0		AWAY		0-3-0		0-1-0		0-0-0	
0-0-0	0-0-0	0-0-0		NEUTRAL		0-0-0		0-0-0		0-0-0	
2-7-0	0-1-0	0-1-0		NON-CONFERENCE		1-2-0		0-1-0		1-2-0	
2-2-0	0-0-0	0-0-0		HOME		1-0-0		0-0-0		1-2-0	
0-5-0	0-1-0	0-0-		AWAY		0-2-0		0-1-0		0-0-0	
0-0-0	0-0-0	0-0-0		NEUTRAL		0-0-0		0-0-0		0-0-0	
0-2-0	0-0-0	0-0-0		CONFERENCE		0-1-0		0-0-0		0-1-0	
0-1-0	0-0-0	0-0-0		HOME		0-0-0		0-0-0		0-1-0	
0-1-0	0-0-0	0-0-0		AWAY		0-1-0		0-0-0		0-0-0	
0-0-0	0-0-0	0-0-0		NEUTRAL		0-0-0		0-0-0		0-0-0	
RPI S	Opponent	Score		RPI S	Opponent	Score		RPI S	Opponent	Score	
17 A	Georgia	1	5	46 A	Illinois	2	6	73 A	DePaul	1	3
								78 H	VCU	2	1
								81 A	Auburn	0	3
								98 A	Hofstra	2	3
								130 A	Charlotte	0	6
								202 H	Northeastern	0	3
								221 H	Kent St.	0	1
								229 H	North Florida	0	1
								295 H	Charleston So.	2	1
LAST 10 GAMES											
98 A	Hofstra	2	3	81 A	Auburn	0	3				
202 H	Northeastern	0	3	221 H	Kent St.	0	1				
130 A	Charlotte	0	6	78 H	VCU	2	1				
17 A	Georgia	1	5	73 A	DePaul	1	3				
229 H	North Florida	0	1	46 A	Illinois	2	6				

Non-Div. I Games:

Col. of Charleston

Average RPI Win: 249		WON-LOST	WINNING	LAST 10	STRENGTH OF	OPP. STRENGTH	TEAM	ADJ	CONF.	ADJ CONF.		
Average RPI Loss: 109		RECORD	PCT. RANK	GAMES	SCHEDULE	OF SCHEDULE	RPI	RPI	RPI	RPI		
DIV. I ONLY		4-5-1	.45	187	4-5-1	290	98	240	.43574	241	8	8
DIV. I NON-CONF.		4-5-1	.45	185	4-5-1	290	94	241	.43574	242	8	8
<hr/>												
TOTALS		RPI 1-25		RPI 26-50		W-L RECORDS		RPI 51-100		RPI 101-150		RPI 150+
4-5-1		0-0-0		0-1-0		OVERALL		0-3-0		1-0-0		3-1-1
2-1-1		0-0-0		0-0-0		HOME		0-0-0		1-0-0		1-1-1
2-4-0		0-0-0		0-1-0		AWAY		0-3-0		0-0-0		2-0-0
0-0-0		0-0-0		0-0-0		NEUTRAL		0-0-0		0-0-0		0-0-0
4-5-1		0-0-0		0-1-0		NON-CONFERENCE		0-3-0		1-0-0		3-1-1
2-1-1		0-0-0		0-0-0		HOME		0-0-0		1-0-0		1-1-1
2-4-0		0-0-0		0-0-		AWAY		0-3-0		0-0-0		2-0-0
0-0-0		0-0-0		0-0-0		NEUTRAL		0-0-0		0-0-0		0-0-0
0-0-0		0-0-0		0-0-0		CONFERENCE		0-0-0		0-0-0		0-0-0
0-0-0		0-0-0		0-0-0		HOME		0-0-0		0-0-0		0-0-0
0-0-0		0-0-0		0-0-0		AWAY		0-0-0		0-0-0		0-0-0
0-0-0		0-0-0		0-0-0		NEUTRAL		0-0-0		0-0-0		0-0-0
RPI	S	Opponent		Score		RPI	S	Opponent		Score		
				45	A	Oklahoma St.	1	2	72	A	Cal St. Fullerton	1 2
									87	A	Washington	0 1
									91	A	Tulsa	0 3
									141	H	Oregon St.	1 0
									185	H	Nevada	0 0
									250	H	Fresno St.	0 1
									272	A	UC Riverside	1 0
									291	A	Eastern Wash.	1 0
									291	H	Eastern Wash.	3 0
<hr/>												
LAST 10 GAMES												
				72	A	Cal St. Fullerton	1	2	291	H	Eastern Wash.	3 0
				272	A	UC Riverside	1	0	141	H	Oregon St.	1 0
				185	H	Nevada	0	0	250	H	Fresno St.	0 1
				87	A	Washington	0	1	45	A	Oklahoma St.	1 2
				291	A	Eastern Wash.	1	0	91	A	Tulsa	0 3

Non-Div. I Games:

Gonzaga

Average RPI Win:	294	WON-LOST	WINNING	LAST 10	STRENGTH OF	OPP. STRENGTH	TEAM	ADJ	CONF.	ADJ CONF.		
Average RPI Loss:	120	RECORD	PCT. RANK	GAMES	SCHEDULE	OF SCHEDULE	RPI	RPI	RPI	RPI		
DIV. I ONLY	5-3-2	.6	104	5-3-2	318	194	244	.43473	242	25	25	
DIV. I NON-CONF.	5-3-2	.6	111	5-3-2	318	197	245	.43473	245	25	24	
<hr/>												
TOTALS	RPI 1-25	RPI 26-50		W-L RECORDS		RPI 51-100		RPI 101-150		RPI 150+		
5-3-2	0-0-0	0-0-0		OVERALL		0-0-0		0-3-0		5-0-2		
2-3-1	0-0-0	0-0-0		HOME		0-0-0		0-3-0		2-0-1		
2-0-0	0-0-0	0-0-0		AWAY		0-0-0		0-0-0		2-0-0		
1-0-1	0-0-0	0-0-0		NEUTRAL		0-0-0		0-0-0		1-0-1		
5-3-2	0-0-0	0-0-0		NON-CONFERENCE		0-0-0		0-3-0		5-0-2		
2-3-1	0-0-0	0-0-0		HOME		0-0-0		0-3-0		2-0-1		
2-0-0	0-0-0	0-0-		AWAY		0-0-0		0-0-0		2-0-0		
1-0-1	0-0-0	0-0-0		NEUTRAL		0-0-0		0-0-0		1-0-1		
0-0-0	0-0-0	0-0-0		CONFERENCE		0-0-0		0-0-0		0-0-0		
0-0-0	0-0-0	0-0-0		HOME		0-0-0		0-0-0		0-0-0		
0-0-0	0-0-0	0-0-0		AWAY		0-0-0		0-0-0		0-0-0		
0-0-0	0-0-0	0-0-0		NEUTRAL		0-0-0		0-0-0		0-0-0		
<hr/>												
RPI	S	Opponent	Score	RPI	S	Opponent	Score	RPI	S	Opponent	Score	
								107	H	Kansas	1	2
								117	H	Iowa St.	1	2
								137	H	Loyola Chicago	1	2
								185	H	Nevada	0	0
								258	N	Sam Houston St.	0	0
								269	N	Lamar	3	0
								274	A	Drake	1	0
								300	H	Northern Ill.	2	1
								303	H	North Dakota	6	1
								324	A	UNI	1	0
<hr/>												
LAST 10 GAMES												
303	H	North Dakota	6	1	300	H	Northern Ill.	2	1			
107	H	Kansas	1	2	185	H	Nevada	0	0			
324	A	UNI	1	0	258	N	Sam Houston St.	0	0			
274	A	Drake	1	0	269	N	Lamar	3	0			
117	H	Iowa St.	1	2	137	H	Loyola Chicago	1	2			

Non-Div. I Games:

South Dakota St.

Average RPI Win: 240		WON-LOST RECORD	WINNING PCT. RANK		LAST 10 GAMES		STRENGTH OF SCHEDULE		OPP. STRENGTH OF SCHEDULE		TEAM RPI	ADJ RPI		CONF. RPI	ADJ CONF. RPI		
Average RPI Loss: 185																	
DIV. I ONLY		5-5-1	.5	146	4-5-1		282		258		242	.43462	243	29	29		
DIV. I NON-CONF.		4-4-0	.5	146	3-4-0		258		216		215	.45213	219	29	29		
TOTALS		RPI 1-25		RPI 26-50		W-L RECORDS		RPI 51-100		RPI 101-150		RPI 150+					
5-5-1		0-0-0		0-0-0		OVERALL		0-2-0		1-0-0		4-3-1					
5-1-0		0-0-0		0-0-0		HOME		0-0-0		1-0-0		4-1-0					
0-4-1		0-0-0		0-0-0		AWAY		0-2-0		0-0-0		0-2-1					
0-0-0		0-0-0		0-0-0		NEUTRAL		0-0-0		0-0-0		0-0-0					
4-4-0		0-0-0		0-0-0		NON-CONFERENCE		0-2-0		1-0-0		3-2-0					
4-1-0		0-0-0		0-0-0		HOME		0-0-0		1-0-0		3-1-0					
0-3-0		0-0-0		0-0-		AWAY		0-2-0		0-0-0		0-1-0					
0-0-0		0-0-0		0-0-0		NEUTRAL		0-0-0		0-0-0		0-0-0					
1-1-1		0-0-0		0-0-0		CONFERENCE		0-0-0		0-0-0		1-1-1					
1-0-0		0-0-0		0-0-0		HOME		0-0-0		0-0-0		1-0-0					
0-1-1		0-0-0		0-0-0		AWAY		0-0-0		0-0-0		0-1-1					
0-0-0		0-0-0		0-0-0		NEUTRAL		0-0-0		0-0-0		0-0-0					
RPI	S	Opponent		Score		RPI	S	Opponent		Score		RPI	S	Opponent		Score	
							</										

Non-Div. I Games:

Siena

Average RPI Win:	258	WON-LOST	WINNING	LAST 10	STRENGTH OF	OPP. STRENGTH	TEAM	ADJ	CONF.	ADJ CONF.							
Average RPI Loss:	150	RECORD	PCT. RANK	GAMES	SCHEDULE	OF SCHEDULE	RPI	RPI	RPI	RPI							
DIV. I ONLY	5-5-0	.5	146	5-5-0	297	218	245	.43269	244	30	30						
DIV. I NON-CONF.	2-5-0	.28571	262	2-5-0	197	128	246	.43253	246	30	30						
<hr/>																	
TOTALS	RPI 1-25	RPI 26-50		W-L RECORDS	RPI 51-100		RPI 101-150		RPI 150+								
5-5-0	0-0-0	0-0-0		OVERALL	0-2-0		0-1-0		5-2-0								
2-1-0	0-0-0	0-0-0		HOME	0-1-0		0-0-0		2-0-0								
3-3-0	0-0-0	0-0-0		AWAY	0-1-0		0-1-0		3-1-0								
0-1-0	0-0-0	0-0-0		NEUTRAL	0-0-0		0-0-0		0-1-0								
<hr/>																	
2-5-0	0-0-0	0-0-0		NON-CONFERENCE	0-2-0		0-1-0		2-2-0								
1-1-0	0-0-0	0-0-0		HOME	0-1-0		0-0-0		1-0-0								
1-3-0	0-0-0	0-0-		AWAY	0-1-0		0-1-0		1-1-0								
0-1-0	0-0-0	0-0-0		NEUTRAL	0-0-0		0-0-0		0-1-0								
<hr/>																	
3-0-0	0-0-0	0-0-0		CONFERENCE	0-0-0		0-0-0		3-0-0								
1-0-0	0-0-0	0-0-0		HOME	0-0-0		0-0-0		1-0-0								
2-0-0	0-0-0	0-0-0		AWAY	0-0-0		0-0-0		2-0-0								
0-0-0	0-0-0	0-0-0		NEUTRAL	0-0-0		0-0-0		0-0-0								
<hr/>																	
RPI S	Opponent	Score	RPI S	Opponent	Score	RPI S	Opponent	Score	RPI S	Opponent	Score						
						57 A	Utah St.	0 1	108 A	UTEP	2 3						
						85 H	Weber St.	1 2	158 H	UC Davis	2 1						
									176 A	Idaho St.	4 2						
									226 A	Montana	1 3						
									276 N	Houston Baptist	0 1						
									318 A	CSU Bakersfield	2 0						
									318 H	CSU Bakersfield	2 0						
									321 A	Grand Canyon	5 3						
						<hr/>											
									LAST 10 GAMES								
			321 A Grand Canyon			5 3	226 A Montana			1 3							
			318 A CSU Bakersfield			2 0	276 N Houston Baptist			0 1							
			318 H CSU Bakersfield			2 0	176 A Idaho St.			4 2							
			158 H UC Davis			2 1	85 H Weber St.			1 2							
			108 A UTEP			2 3	57 A Utah St.			0 1							

Non-Div. I Games:

Utah Valley

Average RPI Win: 277		WON-LOST	WINNING	LAST 10	STRENGTH OF		OPP. STRENGTH	TEAM	ADJ		CONF.	ADJ CONF.					
Average RPI Loss: 153		RECORD	PCT. RANK	GAMES	SCHEDULE		OF SCHEDULE	RPI	RPI		RPI	RPI					
DIV. I ONLY		4-5-2	.45455	174	4-4-2		245	294	241	.4323	245	23	23				
DIV. I NON-CONF.		3-4-2	.44444	191	3-3-2		244	305	251	.42517	254	23	23				
<hr/>																	
TOTALS		RPI 1-25		RPI 26-50		W-L RECORDS		RPI 51-100		RPI 101-150		RPI 150+					
4-5-2		0-0-0		0-1-0		OVERALL		0-0-0		0-2-0		4-2-2					
3-3-2		0-0-0		0-0-0		HOME		0-0-0		0-1-0		3-2-2					
1-2-0		0-0-0		0-1-0		AWAY		0-0-0		0-1-0		1-0-0					
0-0-0		0-0-0		0-0-0		NEUTRAL		0-0-0		0-0-0		0-0-0					
3-4-2		0-0-0		0-1-0		NON-CONFERENCE		0-0-0		0-1-0		3-2-2					
3-3-2		0-0-0		0-0-0		HOME		0-0-0		0-1-0		3-2-2					
0-1-0		0-0-0		0-0-		AWAY		0-0-0		0-0-0		0-0-0					
0-0-0		0-0-0		0-0-0		NEUTRAL		0-0-0		0-0-0		0-0-0					
1-1-0		0-0-0		0-0-0		CONFERENCE		0-0-0		0-1-0		1-0-0					
0-0-0		0-0-0		0-0-0		HOME		0-0-0		0-0-0		0-0-0					
1-1-0		0-0-0		0-0-0		AWAY		0-0-0		0-1-0		1-0-0					
0-0-0		0-0-0		0-0-0		NEUTRAL		0-0-0		0-0-0		0-0-0					
RPI	S	Opponent		Score		RPI	S	Opponent		Score		RPI	S	Opponent		Score	
				41	A	Ole Miss		0	4			128	A	Western Ky.		0	2
												142	H	Nicholls St.		1	2
												208	H	Southeastern La.		1	2
												247	H	Louisiana Tech		2	3
												248	A	Georgia St.		3	0
												266	H	Northwestern St.		5	0
												282	H	Mississippi Val.		3	0
												304	H	Jacksonville St.		1	1
												311	H	Southern U.		1	1
												313	H	Prairie View		5	1
<hr/>																	
LAST 10 GAMES																	
				128	A	Western Ky.		0	2			142	H	Nicholls St.		1	2
				248	A	Georgia St.		3	0			247	H	Louisiana Tech		2	3
				282	H	Mississippi Val.		3	0			266	H	Northwestern St.		5	0
				313	H	Prairie View		5	1			311	H	Southern U.		1	1
				304	H	Jacksonville St.		1	1			208	H	Southeastern La.		1	2

Non-Div. I Games:

La.-Lafayette

Average RPI Win: 303		WON-LOST RECORD	WINNING PCT. RANK		LAST 10 GAMES	STRENGTH OF SCHEDULE		OPP. STRENGTH OF SCHEDULE		TEAM RPI	ADJ RPI		CONF. RPI	ADJ CONF. RPI			
Average RPI Loss: 154																	
DIV. I ONLY		3-8-0	.27273	279	0-2-0	134		304		246	.43175	246	31	31			
DIV. I NON-CONF.		3-8-0	.27273	273	0-2-0	129		300		247	.43175	247	31	31			
TOTALS		RPI 1-25		RPI 26-50		W-L RECORDS		RPI 51-100		RPI 101-150		RPI 150+					
3-8-0		0-0-0		0-0-0		OVERALL		0-2-0		0-1-0		3-5-0					
2-3-0		0-0-0		0-0-0		HOME		0-0-0		0-0-0		2-3-0					
1-5-0		0-0-0		0-0-0		AWAY		0-2-0		0-1-0		1-2-0					
0-0-0		0-0-0		0-0-0		NEUTRAL		0-0-0		0-0-0		0-0-0					
3-8-0		0-0-0		0-0-0		NON-CONFERENCE		0-2-0		0-1-0		3-5-0					
2-3-0		0-0-0		0-0-0		HOME		0-0-0		0-0-0		2-3-0					
1-5-0		0-0-0		0-0-		AWAY		0-2-0		0-1-0		1-2-0					
0-0-0		0-0-0		0-0-0		NEUTRAL		0-0-0		0-0-0		0-0-0					
0-0-0		0-0-0		0-0-0		CONFERENCE		0-0-0		0-0-0		0-0-0					
0-0-0		0-0-0		0-0-0		HOME		0-0-0		0-0-0		0-0-0					
0-0-0		0-0-0		0-0-0		AWAY		0-0-0		0-0-0		0-0-0					
0-0-0		0-0-0		0-0-0		NEUTRAL		0-0-0		0-0-0		0-0-0					
RPI	S	Opponent		Score		RPI	S	Opponent		Score		RPI	S	Opponent		Score	

Non-Div. I Games:

NJIT

Average RPI Win:	288	WON-LOST RECORD	WINNING PCT. RANK	LAST 10 GAMES	STRENGTH OF SCHEDULE	OPP. STRENGTH OF SCHEDULE	TEAM RPI	ADJ RPI	CONF. RPI	ADJ CONF. RPI				
DIV. I ONLY		5-6-1	.45833	171	5-4-1	274	254	247	.4304	247	12	12		
DIV. I NON-CONF.		5-4-1	.55	141	5-2-1	311	267	252	.42642	252	12	12		
<hr/>														
TOTALS	RPI 1-25	RPI 26-50		W-L RECORDS		RPI 51-100		RPI 101-150		RPI 150+				
5-6-1	0-0-0	0-0-0		OVERALL		0-2-0		0-1-0		5-3-1				
1-1-0	0-0-0	0-0-0		HOME		0-0-0		0-0-0		1-1-0				
4-4-1	0-0-0	0-0-0		AWAY		0-2-0		0-1-0		4-1-1				
0-1-0	0-0-0	0-0-0		NEUTRAL		0-0-0		0-0-0		0-1-0				
<hr/>														
5-4-1	0-0-0	0-0-0		NON-CONFERENCE		0-1-0		0-0-0		5-3-1				
1-1-0	0-0-0	0-0-0		HOME		0-0-0		0-0-0		1-1-0				
4-2-1	0-0-0	0-0-		AWAY		0-1-0		0-0-0		4-1-1				
0-1-0	0-0-0	0-0-0		NEUTRAL		0-0-0		0-0-0		0-1-0				
<hr/>														
0-2-0	0-0-0	0-0-0		CONFERENCE		0-1-0		0-1-0		0-0-0				
0-0-0	0-0-0	0-0-0		HOME		0-0-0		0-0-0		0-0-0				
0-2-0	0-0-0	0-0-0		AWAY		0-1-0		0-1-0		0-0-0				
0-0-0	0-0-0	0-0-0		NEUTRAL		0-0-0		0-0-0		0-0-0				
<hr/>														
RPI	S	Opponent	Score	RPI	S	Opponent	Score	RPI	S	Opponent	Score			
				80 A LSU				0	1	102 A North Texas			0	1
				91 A Tulsa				0	3	152 N South Ala.			0	1
										183 A McNeese St.			2	4
										219 H Central Ark.			0	2
										245 A La.-Lafayette			3	2
										273 A UALR			2	0
										292 A Troy			2	0
										311 H Southern U.			5	0
										312 A Jackson St.			0	0
										319 A Grambling			6	0
<hr/>														
				LAST 10 GAMES										
102 A North Texas				0	1	273 A UALR				2	0			
91 A Tulsa				0	3	183 A McNeese St.				2	4			
311 H Southern U.				5	0	245 A La.-Lafayette				3	2			
319 A Grambling				6	0	152 N South Ala.				0	1			
312 A Jackson St.				0	0	292 A Troy				2	0			

Non-Div. I Games:

Louisiana Tech

Average RPI Win:	252	WON-LOST RECORD	WINNING PCT. RANK	LAST 10 GAMES	STRENGTH OF SCHEDULE	OPP. STRENGTH OF SCHEDULE	TEAM RPI	ADJ RPI	CONF. RPI	ADJ CONF. RPI	
Average RPI Loss:	137										
DIV. I ONLY	3-6-1	.35	240	3-6-1	229	202	248	.42957	248	23	23
DIV. I NON-CONF.	2-5-1	.3125	256	2-5-1	223	173	256	.42615	253	23	23
<hr/>											
TOTALS	RPI 1-25	RPI 26-50		W-L RECORDS		RPI 51-100		RPI 101-150		RPI 150+	
3-6-1	0-0-0	0-0-0		OVERALL		0-2-0		0-3-0		3-1-1	
1-3-0	0-0-0	0-0-0		HOME		0-0-0		0-2-0		1-1-0	
2-3-1	0-0-0	0-0-0		AWAY		0-2-0		0-1-0		2-0-1	
0-0-0	0-0-0	0-0-0		NEUTRAL		0-0-0		0-0-0		0-0-0	
<hr/>											
2-5-1	0-0-0	0-0-0		NON-CONFERENCE		0-2-0		0-3-0		2-0-1	
0-2-0	0-0-0	0-0-0		HOME		0-0-0		0-2-0		0-0-0	
2-3-1	0-0-0	0-0-		AWAY		0-2-0		0-1-0		2-0-1	
0-0-0	0-0-0	0-0-0		NEUTRAL		0-0-0		0-0-0		0-0-0	
<hr/>											
1-1-0	0-0-0	0-0-0		CONFERENCE		0-0-0		0-0-0		1-1-0	
1-1-0	0-0-0	0-0-0		HOME		0-0-0		0-0-0		1-1-0	
0-0-0	0-0-0	0-0-0		AWAY		0-0-0		0-0-0		0-0-0	
0-0-0	0-0-0	0-0-0		NEUTRAL		0-0-0		0-0-0		0-0-0	
<hr/>											
RPI S	Opponent	Score	RPI S	Opponent	Score	RPI S	Opponent	Score	RPI S	Opponent	Score
						77 A	Alabama	1 2	134 A	Vanderbilt	0 4
						82 A	Samford	2 4	139 H	Jacksonville	0 1
									143 H	Kennesaw St.	0 1
									186 A	Mercer	2 2
									190 A	UT Martin	1 0
									245 H	La.-Lafayette	0 3
									261 H	La.-Monroe	2 0
									304 A	Jacksonville St.	2 0
<hr/>											
			LAST 10 GAMES								
			261 H	La.-Monroe	2 0	134 A	Vanderbilt	0 4			
			245 H	La.-Lafayette	0 3	190 A	UT Martin	1 0			
			304 A	Jacksonville St.	2 0	139 H	Jacksonville	0 1			
			82 A	Samford	2 4	143 H	Kennesaw St.	0 1			
			186 A	Mercer	2 2	77 A	Alabama	1 2			

Non-Div. I Games:

Georgia St.

Average RPI Win:		310	WON-LOST RECORD		WINNING PCT. RANK		LAST 10 GAMES		STRENGTH OF SCHEDULE		OPP. STRENGTH OF SCHEDULE		TEAM RPI		ADJ RPI		CONF. RPI		ADJ CONF. RPI	
Average RPI Loss:		183																		
DIV. I ONLY			3-5-2		.4 214		3-5-2		218		317		249		.42619 249		18		18	
DIV. I NON-CONF.			3-4-2		.44444 191		3-4-2		220		313		239		.43558 243		19		19	
TOTALS		RPI 1-25		RPI 26-50		W-L RECORDS		RPI 51-100		RPI 101-150		RPI 150+								
3-5-2		0-0-0		0-0-0		OVERALL		0-1-0		0-0-0		3-4-2								
1-1-1		0-0-0		0-0-0		HOME		0-0-0		0-0-0		1-1-1								
2-4-0		0-0-0		0-0-0		AWAY		0-1-0		0-0-0		2-3-0								
0-0-1		0-0-0		0-0-0		NEUTRAL		0-0-0		0-0-0		0-0-1								
3-4-2		0-0-0		0-0-0		NON-CONFERENCE		0-1-0		0-0-0		3-3-2								
1-1-1		0-0-0		0-0-0		HOME		0-0-0		0-0-0		1-1-1								
2-3-0		0-0-0		0-0-		AWAY		0-1-0		0-0-0		2-2-0								
0-0-1		0-0-0		0-0-0		NEUTRAL		0-0-0		0-0-0		0-0-1								
0-1-0		0-0-0		0-0-0		CONFERENCE		0-0-0		0-0-0		0-1-0								
0-0-0		0-0-0		0-0-0		HOME		0-0-0		0-0-0		0-0-0								
0-1-0		0-0-0		0-0-0		AWAY		0-0-0		0-0-0		0-1-0								
0-0-0		0-0-0		0-0-0		NEUTRAL		0-0-0		0-0-0		0-0-0								
RPI	S	Opponent		Score	RPI	S	Opponent		Score	RPI	S	Opponent		Score	RPI	S	Opponent		Score	
										94	A	Furman		0 2	157	A	Presbyterian		0 1	
															174	H	Wofford		0 0	
															177	H	Coastal Caro.		0 4	
															231	A	East Tenn. St.		1 7	
															257	A	UNC Asheville		0 2	
															295	A	Charleston So.		2 1	
															301	N	South Carolina St.		0 0	
															308	A	Gardner-Webb		1 0	
															326	H	VMI		2 1	
LAST 10 GAMES																				
										231	A	East Tenn. St.		1 7	157	A	Presbyterian		0 1	
										295	A	Charleston So.		2 1	94	A	Furman		0 2	
										308	A	Gardner-Webb		1 0	177	H	Coastal Caro.		0 4	
										301	N	South Carolina St.		0 0	257	A	UNC Asheville		0 2	
										326	H	VMI		2 1	174	H	Wofford		0 0	

Non-Div. I Games:

USC Upstate

[illegible]

Non-Div. I Games:

Fresno St.

Average RPI Win:	251	WON-LOST	WINNING	LAST 10	STRENGTH OF	OPP. STRENGTH	TEAM	ADJ	CONF.	ADJ CONF.				
Average RPI Loss:	165	RECORD	PCT. RANK	GAMES	SCHEDULE	OF SCHEDULE	RPI	RPI	RPI	RPI				
DIV. I ONLY	3-6-1	.35	240	3-6-1	240	201	252	.42448	251	24	24			
DIV. I NON-CONF.	3-5-1	.38889	223	3-5-1	265	221	259	.42244	258	24	25			
<hr/>														
TOTALS	RPI 1-25	RPI 26-50		W-L RECORDS		RPI 51-100		RPI 101-150		RPI 150+				
3-6-1	0-0-0	0-0-0		OVERALL		0-2-0		0-1-0		3-3-1				
3-3-1	0-0-0	0-0-0		HOME		0-2-0		0-0-0		3-1-1				
0-2-0	0-0-0	0-0-0		AWAY		0-0-0		0-1-0		0-1-0				
0-1-0	0-0-0	0-0-0		NEUTRAL		0-0-0		0-0-0		0-1-0				
<hr/>														
3-5-1	0-0-0	0-0-0		NON-CONFERENCE		0-1-0		0-1-0		3-3-1				
3-2-1	0-0-0	0-0-0		HOME		0-1-0		0-0-0		3-1-1				
0-2-0	0-0-0	0-0-		AWAY		0-0-0		0-1-0		0-1-0				
0-1-0	0-0-0	0-0-0		NEUTRAL		0-0-0		0-0-0		0-1-0				
<hr/>														
0-1-0	0-0-0	0-0-0		CONFERENCE		0-1-0		0-0-0		0-0-0				
0-1-0	0-0-0	0-0-0		HOME		0-1-0		0-0-0		0-0-0				
0-0-0	0-0-0	0-0-0		AWAY		0-0-0		0-0-0		0-0-0				
0-0-0	0-0-0	0-0-0		NEUTRAL		0-0-0		0-0-0		0-0-0				
<hr/>														
RPI	S	Opponent	Score	RPI	S	Opponent	Score	RPI	S	Opponent	Score			
				79 H Stony Brook				1	2	145 A Providence			0	3
				95 H Colgate				0	1	192 H Fairleigh Dickinson			1	1
										193 H Fordham			0	3
										232 N Southern Utah			1	3
										238 H Quinnipiac			1	0
										243 A Siena			2	3
										252 H Sacred Heart			2	1
										262 H Bryant			2	1
<hr/>														
				LAST 10 GAMES										
79 H Stony Brook				1	2	193 H Fordham				0	3			
262 H Bryant				2	1	238 H Quinnipiac				1	0			
192 H Fairleigh Dickinson				1	1	145 A Providence				0	3			
243 A Siena				2	3	232 N Southern Utah				1	3			
252 H Sacred Heart				2	1	95 H Colgate				0	1			

Non-Div. I Games:

Vermont

Average RPI Win: 227		WON-LOST RECORD		WINNING PCT. RANK		LAST 10 GAMES		STRENGTH OF SCHEDULE		OPP. STRENGTH OF SCHEDULE		TEAM RPI		ADJ RPI		CONF. RPI		ADJ CONF. RPI	
DIV. I ONLY		3-7-0		.3 269		3-7-0		187		267		251		.42268 252		27		27	
DIV. I NON-CONF.		3-7-0		.3 260		3-7-0		183		266		257		.42268 257		26		26	
TOTALS		RPI 1-25		RPI 26-50		W-L RECORDS		RPI 51-100		RPI 101-150		RPI 150+							
3-7-0		0-0-0		0-0-0		OVERALL		1-1-0		0-1-0		2-5-0							
1-2-0		0-0-0		0-0-0		HOME		0-0-0		0-1-0		1-1-0							
2-4-0		0-0-0		0-0-0		AWAY		1-1-0		0-0-0		1-3-0							
0-1-0		0-0-0		0-0-0		NEUTRAL		0-0-0		0-0-0		0-1-0							
3-7-0		0-0-0		0-0-0		NON-CONFERENCE		1-1-0		0-1-0		2-5-0							
1-2-0		0-0-0		0-0-0		HOME		0-0-0		0-1-0		1-1-0							
2-4-0		0-0-0		0-0-		AWAY		1-1-0		0-0-0		1-3-0							
0-1-0		0-0-0		0-0-0		NEUTRAL		0-0-0		0-0-0		0-1-0							
0-0-0		0-0-0		0-0-0		CONFERENCE		0-0-0		0-0-0		0-0-0							
0-0-0		0-0-0		0-0-0		HOME		0-0-0		0-0-0		0-0-0							
0-0-0		0-0-0		0-0-0		AWAY		0-0-0		0-0-0		0-0-0							
0-0-0		0-0-0		0-0-0		NEUTRAL		0-0-0		0-0-0		0-0-0							
RPI	S	Opponent		Score		RPI	S	Opponent		Score		RPI	S	Opponent		Score			

[illegible]

Non-Div. I Games:

Air Force

Average RPI Win:	242	WON-LOST	WINNING	LAST 10	STRENGTH OF	OPP. STRENGTH	TEAM	ADJ	CONF.	ADJ CONF.	
Average RPI Loss:	184	RECORD	PCT. RANK	GAMES	SCHEDULE	OF SCHEDULE	RPI	RPI	RPI	RPI	
DIV. I ONLY	4-7-1	.375	225	3-6-1	256	222	255	.42089	254	30	30
DIV. I NON-CONF.	3-4-1	.4375	198	2-3-1	253	231	238	.43644	239	30	30
<hr/>											
TOTALS	RPI 1-25	RPI 26-50		W-L RECORDS		RPI 51-100		RPI 101-150		RPI 150+	
4-7-1	0-0-0	0-0-0		OVERALL		0-1-0		0-2-1		4-4-0	
2-3-0	0-0-0	0-0-0		HOME		0-1-0		0-0-0		2-2-0	
1-3-1	0-0-0	0-0-0		AWAY		0-0-0		0-1-1		1-2-0	
1-1-0	0-0-0	0-0-0		NEUTRAL		0-0-0		0-1-0		1-0-0	
<hr/>											
3-4-1	0-0-0	0-0-0		NON-CONFERENCE		0-1-0		0-1-1		3-2-0	
1-3-0	0-0-0	0-0-0		HOME		0-1-0		0-0-0		1-2-0	
1-0-1	0-0-0	0-0-		AWAY		0-0-0		0-0-1		1-0-0	
1-1-0	0-0-0	0-0-0		NEUTRAL		0-0-0		0-1-0		1-0-0	
<hr/>											
1-3-0	0-0-0	0-0-0		CONFERENCE		0-0-0		0-1-0		1-2-0	
1-0-0	0-0-0	0-0-0		HOME		0-0-0		0-0-0		1-0-0	
0-3-0	0-0-0	0-0-0		AWAY		0-0-0		0-1-0		0-2-0	
0-0-0	0-0-0	0-0-0		NEUTRAL		0-0-0		0-0-0		0-0-0	
<hr/>											
RPI S	Opponent	Score	RPI S	Opponent	Score	RPI S	Opponent	Score	RPI S	Opponent	Score
						68 H	Stephen F. Austin	0 2	105 A	Seattle	0 3
						125 A	Northern Colo.	0 0			
						146 N	Portland St.	0 7			
						184 A	UMKC	0 3			
						184 H	UMKC	2 1			
						222 H	New Mexico	0 1			
						239 A	Wyoming	1 0			
						263 N	LIU Brooklyn	1 0			
						272 H	UC Riverside	1 2			
						283 H	Neb. Omaha	3 1			
						290 A	Idaho	2 3			
						<hr/>					
			LAST 10 GAMES								
105 A Seattle			0 3	125 A Northern Colo.			0 0				
290 A Idaho			2 3	272 H UC Riverside			1 2				
184 H UMKC			2 1	68 H Stephen F. Austin			0 2				
184 A UMKC			0 3	146 N Portland St.			0 7				
239 A Wyoming			1 0	263 N LIU Brooklyn			1 0				

Non-Div. I Games:

New Mexico St.

[illegible]

Non-Div. I Games:

Loyola Maryland

Average RPI Win:	209	WON-LOST	WINNING	LAST 10	STRENGTH OF	OPP. STRENGTH	TEAM	ADJ	CONF.	ADJ CONF.		
Average RPI Loss:	184	RECORD	PCT. RANK	GAMES	SCHEDULE	OF SCHEDULE	RPI	RPI	RPI	RPI		
DIV. I ONLY		2-5-3	.35	240	2-5-3	234	246	253	.41971	256	24	24
DIV. I NON-CONF.		2-5-2	.33333	243	2-5-2	256	246	272	.40634	274	24	25
<hr/>												
TOTALS	RPI 1-25	RPI 26-50		W-L RECORDS		RPI 51-100		RPI 101-150		RPI 150+		
2-5-3	0-0-0	0-0-0		OVERALL		0-1-0		0-2-0		2-2-3		
0-2-2	0-0-0	0-0-0		HOME		0-0-0		0-2-0		0-0-2		
1-2-1	0-0-0	0-0-0		AWAY		0-0-0		0-0-0		1-2-1		
1-1-0	0-0-0	0-0-0		NEUTRAL		0-1-0		0-0-0		1-0-0		
<hr/>												
2-5-2	0-0-0	0-0-0		NON-CONFERENCE		0-1-0		0-2-0		2-2-2		
0-2-1	0-0-0	0-0-0		HOME		0-0-0		0-2-0		0-0-1		
1-2-1	0-0-0	0-0-		AWAY		0-0-0		0-0-0		1-2-1		
1-1-0	0-0-0	0-0-0		NEUTRAL		0-1-0		0-0-0		1-0-0		
<hr/>												
0-0-1	0-0-0	0-0-0		CONFERENCE		0-0-0		0-0-0		0-0-1		
0-0-1	0-0-0	0-0-0		HOME		0-0-0		0-0-0		0-0-1		
0-0-0	0-0-0	0-0-0		AWAY		0-0-0		0-0-0		0-0-0		
0-0-0	0-0-0	0-0-0		NEUTRAL		0-0-0		0-0-0		0-0-0		
<hr/>												
RPI	S	Opponent	Score	RPI	S	Opponent	Score	RPI	S	Opponent	Score	
				95 N Colgate 0 2				145 H Providence 1 4				
								147 H Massachusetts 0 1				
								164 H Binghamton 0 0				
								165 A Harvard 2 1				
								202 H Northeastern 1 1				
								252 N Sacred Heart 1 0				
								262 A Bryant 0 2				
								271 A Rhode Island 0 2				
								293 A Holy Cross 0 0				
LAST 10 GAMES												
164 H Binghamton 0 0				202 H Northeastern 1 1								
293 A Holy Cross 0 0				271 A Rhode Island 0 2								
262 A Bryant 0 2				145 H Providence 1 4								
165 A Harvard 2 1				252 N Sacred Heart 1 0								
147 H Massachusetts 0 1				95 N Colgate 0 2								

Non-Div. I Games:

New Hampshire

Average RPI Win:	268	WON-LOST	WINNING	LAST 10	STRENGTH OF	OPP. STRENGTH	TEAM	ADJ	CONF.	ADJ CONF.		
Average RPI Loss:	215	RECORD	PCT. RANK	GAMES	SCHEDULE	OF SCHEDULE	RPI	RPI	RPI	RPI		
DIV. I ONLY		4-5-0	.44444	195	4-5-0	266	302	254	.41893	257	26	26
DIV. I NON-CONF.		3-4-0	.42857	205	3-4-0	268	299	264	.4123	266	27	27

TOTALS	RPI 1-25	RPI 26-50		W-L RECORDS		RPI 51-100		RPI 101-150		RPI 150+		
4-5-0	0-0-0	0-0-0		OVERALL		0-0-0		0-1-0		4-4-0		
3-1-0	0-0-0	0-0-0		HOME		0-0-0		0-0-0		3-1-0		
1-4-0	0-0-0	0-0-0		AWAY		0-0-0		0-1-0		1-3-0		
0-0-0	0-0-0	0-0-0		NEUTRAL		0-0-0		0-0-0		0-0-0		
3-4-0	0-0-0	0-0-0		NON-CONFERENCE		0-0-0		0-1-0		3-3-0		
2-0-0	0-0-0	0-0-0		HOME		0-0-0		0-0-0		2-0-0		
1-4-0	0-0-0	0-0-		AWAY		0-0-0		0-1-0		1-3-0		
0-0-0	0-0-0	0-0-0		NEUTRAL		0-0-0		0-0-0		0-0-0		
1-1-0	0-0-0	0-0-0		CONFERENCE		0-0-0		0-0-0		1-1-0		
1-1-0	0-0-0	0-0-0		HOME		0-0-0		0-0-0		1-1-0		
0-0-0	0-0-0	0-0-0		AWAY		0-0-0		0-0-0		0-0-0		
0-0-0	0-0-0	0-0-0		NEUTRAL		0-0-0		0-0-0		0-0-0		
RPI	S	Opponent	Score	RPI	S	Opponent	Score	RPI	S	Opponent	Score	
								148	A	Appalachian St.	0 2	
								157	H	Presbyterian	0 1	
								174	A	Wofford	0 1	
								218	H	Eastern Ky.	2 1	
								249	H	USC Upstate	2 0	
								294	H	Campbell	1 0	
								296	A	Chattanooga	1 2	
								301	A	South Carolina St.	0 1	
								309	A	Alabama St.	3 2	
LAST 10 GAMES												
								157	H	Presbyterian	0 1	
								294	H	Campbell	1 0	
								301	A	South Carolina St.	0 1	
								309	A	Alabama St.	3 2	
								296	A	Chattanooga	1 2	
								148	A	Appalachian St.	0 2	
								174	A	Wofford	0 1	
								249	H	USC Upstate	2 0	
								218	H	Eastern Ky.	2 1	

Non-Div. I Games: Mars Hill 1 0

UNC Asheville

Average RPI Win: 271		WON-LOST	WINNING	LAST 10	STRENGTH OF		OPP. STRENGTH	TEAM	ADJ		CONF.	ADJ CONF.
Average RPI Loss: 151		RECORD	PCT. RANK	GAMES	SCHEDULE		OF SCHEDULE	RPI	RPI		RPI	RPI
DIV. I ONLY		3-4-1	.4375	201	3-4-1		292	209	257		.41873	258
DIV. I NON-CONF.		2-4-1	.35714	240	2-4-1		307	220	290		.38607	290
TOTALS		RPI 1-25	RPI 26-50		W-L RECORDS		RPI 51-100		RPI 101-150		RPI 150+	
3-4-1		0-0-0	0-0-0		OVERALL		0-1-0		0-1-0		3-2-1	
2-0-0		0-0-0	0-0-0		HOME		0-0-0		0-0-0		2-0-0	
1-4-0		0-0-0	0-0-0		AWAY		0-1-0		0-1-0		1-2-0	
0-0-1		0-0-0	0-0-0		NEUTRAL		0-0-0		0-0-0		0-0-1	
2-4-1		0-0-0	0-0-0		NON-CONFERENCE		0-1-0		0-1-0		2-2-1	
2-0-0		0-0-0	0-0-0		HOME		0-0-0		0-0-0		2-0-0	
0-4-0		0-0-0	0-0-		AWAY		0-1-0		0-1-0		0-2-0	
0-0-1		0-0-0	0-0-0		NEUTRAL		0-0-0		0-0-0		0-0-1	
1-0-0		0-0-0	0-0-0		CONFERENCE		0-0-0		0-0-0		1-0-0	
0-0-0		0-0-0	0-0-0		HOME		0-0-0		0-0-0		0-0-0	
1-0-0		0-0-0	0-0-0		AWAY		0-0-0		0-0-0		1-0-0	
0-0-0		0-0-0	0-0-0		NEUTRAL		0-0-0		0-0-0		0-0-0	
RPI S	Opponent	Score	RPI S	Opponent	Score	RPI S	Opponent	Score	RPI S	Opponent	Score	
						83 A	SMU	0 4	102 A	North Texas	0 3	
									181 A	Texas St.	1 2	
									183 A	McNeese St.	1 0	
									236 A	UTSA	0 1	
									242 N	South Dakota St.	0 0	
									313 H	Prairie View	3 0	
									316 H	Texas Southern	6 0	
LAST 10 GAMES												
			83 A	SMU	0 4		183 A	McNeese St.	1 0			
			181 A	Texas St.	1 2		236 A	UTSA	0 1			
			313 H	Prairie View	3 0		316 H	Texas Southern	6 0			
			102 A	North Texas	0 3							
			242 N	South Dakota St.	0 0							

Non-Div. I Games: Abilene Christian 1 2 Incarnate Word 3 1

Sam Houston St.

Average RPI Win: 272		WON-LOST	WINNING	LAST 10	STRENGTH OF		OPP. STRENGTH	TEAM	ADJ	CONF.	ADJ CONF.		
Average RPI Loss: 228		RECORD	PCT. RANK	GAMES	SCHEDULE		OF SCHEDULE	RPI	RPI	RPI	RPI		
DIV. I ONLY		4-4-1	.5	146	1-1-0		303	275	258	.41869	259	27	27
DIV. I NON-CONF.		4-4-1	.5	146	1-1-0		302	276	261	.41869	262	26	26
TOTALS		RPI 1-25	RPI 26-50		W-L RECORDS		RPI 51-100		RPI 101-150		RPI 150+		
4-4-1	0-0-0	0-0-0		OVERALL		0-0-0		0-0-1		4-4-0			
3-0-1	0-0-0	0-0-0		HOME		0-0-0		0-0-1		3-0-0			
1-4-0	0-0-0	0-0-0		AWAY		0-0-0		0-0-0		1-3-0			
0-0-0	0-0-0	0-0-0		NEUTRAL		0-0-0		0-0-0		0-0-0			
4-4-1	0-0-0	0-0-0		NON-CONFERENCE		0-0-0		0-0-1		4-4-0			
3-0-1	0-0-0	0-0-0		HOME		0-0-0		0-0-1		3-0-0			
1-4-0	0-0-0	0-0-		AWAY		0-0-0		0-0-0		1-4-0			
0-0-0	0-0-0	0-0-0		NEUTRAL		0-0-0		0-0-0		0-0-0			
0-0-0	0-0-0	0-0-0		CONFERENCE		0-0-0		0-0-0		0-0-0			
0-0-0	0-0-0	0-0-0		HOME		0-0-0		0-0-0		0-0-0			
0-0-0	0-0-0	0-0-0		AWAY		0-0-0		0-0-0		0-0-0			
0-0-0	0-0-0	0-0-0		NEUTRAL		0-0-0		0-0-0		0-0-0			
RPI	S	Opponent	Score	RPI	S	Opponent	Score	RPI	S	Opponent	Score		
								118	H	Pittsburgh	1 1		
								198	A	UMBC	1 2		
								204	A	Duquesne	1 3		
								211	A	Cleveland St.	0 3		
								212	H	Bucknell	3 1		
								270	H	Northern Ky.	1 0		
								288	H	Niagara	2 1		
								297	A	Howard	0 1		
								317	A	Youngstown St.	1 0		
				LAST 10 GAMES									
				297	A	Howard	0 1	317	A	Youngstown St.	1 0		
				198	A	UMBC	1 2	204	A	Duquesne	1 3		
				118	H	Pittsburgh	1 1	211	A	Cleveland St.	0 3		
				212	H	Bucknell	3 1	270	H	Northern Ky.	1 0		
				288	H	Niagara	2 1						

Average RPI Win: 274		WON-LOST	WINNING	LAST 10	STRENGTH OF		OPP. STRENGTH	TEAM	ADJ	CONF.	ADJ CONF.						
Average RPI Loss: 143		RECORD	PCT. RANK	GAMES	SCHEDULE		OF SCHEDULE	RPI	RPI	RPI	RPI						
DIV. I ONLY		3-6-0	.33333	247	3-6-0		246	185	260	.41832	260	18	18				
DIV. I NON-CONF.		2-5-0	.28571	262	2-5-0		233	202	271	.40918	270	19	19				
<hr/>																	
TOTALS		RPI 1-25		RPI 26-50		W-L RECORDS		RPI 51-100		RPI 101-150		RPI 150+					
3-6-0		0-1-0		0-0-0		OVERALL		0-0-0		0-2-0		3-3-0					
2-2-0		0-0-0		0-0-0		HOME		0-0-0		0-1-0		2-1-0					
1-4-0		0-1-0		0-0-0		AWAY		0-0-0		0-1-0		1-2-0					
0-0-0		0-0-0		0-0-0		NEUTRAL		0-0-0		0-0-0		0-0-0					
2-5-0		0-1-0		0-0-0		NON-CONFERENCE		0-0-0		0-1-0		2-3-0					
1-1-0		0-0-0		0-0-0		HOME		0-0-0		0-0-0		1-1-0					
1-4-0		0-1-0		0-0-		AWAY		0-0-0		0-1-0		1-2-0					
0-0-0		0-0-0		0-0-0		NEUTRAL		0-0-0		0-0-0		0-0-0					
1-1-0		0-0-0		0-0-0		CONFERENCE		0-0-0		0-1-0		1-0-0					
1-1-0		0-0-0		0-0-0		HOME		0-0-0		0-1-0		1-0-0					
0-0-0		0-0-0		0-0-0		AWAY		0-0-0		0-0-0		0-0-0					
0-0-0		0-0-0		0-0-0		NEUTRAL		0-0-0		0-0-0		0-0-0					
RPI	S	Opponent		Score		RPI	S	Opponent		Score		RPI	S	Opponent		Score	
14	A	UCF		0 4								116	A	Eastern Mich.		1 5	
												139	H	Jacksonville		1 2	
												156	A	Detroit		0 4	
												201	H	FIU		0 2	
												229	H	North Florida		1 0	
												234	A	Ga. Southern		1 2	
												292	H	Troy		2 1	
												301	A	South Carolina St.		1 0	
<hr/>																	
LAST 10 GAMES																	
		14 A UCF		0 4				139 H Jacksonville		1 2							
		301 A South Carolina St.		1 0				229 H North Florida		1 0							
		234 A Ga. Southern		1 2				156 A Detroit		0 4							
		201 H FIU		0 2				116 A Eastern Mich.		1 5							
		292 H Troy		2 1													

Average RPI Win:	301	WON-LOST	WINNING	LAST 10	STRENGTH OF	OPP. STRENGTH	TEAM	ADJ	CONF.	ADJ CONF.	
Average RPI Loss:	155	RECORD	PCT. RANK	GAMES	SCHEDULE	OF SCHEDULE	RPI	RPI	RPI	RPI	
DIV. I ONLY	5-7-1	.42308	203	4-5-1	278	266	261	.41798	261	23	23
DIV. I NON-CONF.	5-5-1	.5	146	4-3-1	278	273	243	.43656	238	23	23
<hr/>											
TOTALS	RPI 1-25	RPI 26-50		W-L RECORDS		RPI 51-100		RPI 101-150		RPI 150+	
5-7-1	0-0-0	0-0-0		OVERALL		0-2-0		0-2-0		5-3-1	
4-1-1	0-0-0	0-0-0		HOME		0-0-0		0-1-0		4-0-1	
1-6-0	0-0-0	0-0-0		AWAY		0-2-0		0-1-0		1-3-0	
0-0-0	0-0-0	0-0-0		NEUTRAL		0-0-0		0-0-0		0-0-0	
5-5-1	0-0-0	0-0-0		NON-CONFERENCE		0-2-0		0-1-0		5-2-1	
4-1-1	0-0-0	0-0-0		HOME		0-0-0		0-1-0		4-0-1	
1-4-0	0-0-0	0-0-		AWAY		0-2-0		0-0-0		1-2-0	
0-0-0	0-0-0	0-0-0		NEUTRAL		0-0-0		0-0-0		0-0-0	
0-2-0	0-0-0	0-0-0		CONFERENCE		0-0-0		0-1-0		0-1-0	
0-0-0	0-0-0	0-0-0		HOME		0-0-0		0-0-0		0-0-0	
0-2-0	0-0-0	0-0-0		AWAY		0-0-0		0-1-0		0-1-0	
0-0-0	0-0-0	0-0-0		NEUTRAL		0-0-0		0-0-0		0-0-0	
RPI	S	Opponent	Score	RPI	S	Opponent	Score	RPI	S	Opponent	Score

Non-Div. I Games:

La.-Monroe

Average RPI Win: 287		WON-LOST RECORD	WINNING PCT. RANK		LAST 10 GAMES	STRENGTH OF SCHEDULE	OPP. STRENGTH OF SCHEDULE	TEAM RPI	ADJ RPI		CONF. RPI	ADJ CONF. RPI			
Average RPI Loss: 172															
DIV. I ONLY		4-6-0	.4	214	4-6-0	262	289	262	.41503	262	27	27			
DIV. I NON-CONF.		4-6-0	.4	215	4-6-0	263	285	263	.41503	263	26	26			
<hr/>															
TOTALS		RPI 1-25		RPI 26-50		W-L RECORDS		RPI 51-100		RPI 101-150		RPI 150+			
4-6-0		0-0-0		0-1-0		OVERALL		0-0-0		0-1-0		4-4-0			
2-1-0		0-0-0		0-0-0		HOME		0-0-0		0-0-0		2-1-0			
2-5-0		0-0-0		0-1-0		AWAY		0-0-0		0-1-0		2-3-0			
0-0-0		0-0-0		0-0-0		NEUTRAL		0-0-0		0-0-0		0-0-0			
4-6-0		0-0-0		0-1-0		NON-CONFERENCE		0-0-0		0-1-0		4-4-0			
2-1-0		0-0-0		0-0-0		HOME		0-0-0		0-0-0		2-1-0			
2-5-0		0-0-0		0-0-		AWAY		0-0-0		0-1-0		2-3-0			
0-0-0		0-0-0		0-0-0		NEUTRAL		0-0-0		0-0-0		0-0-0			
0-0-0		0-0-0		0-0-0		CONFERENCE		0-0-0		0-0-0		0-0-0			
0-0-0		0-0-0		0-0-0		HOME		0-0-0		0-0-0		0-0-0			
0-0-0		0-0-0		0-0-0		AWAY		0-0-0		0-0-0		0-0-0			
0-0-0		0-0-0		0-0-0		NEUTRAL		0-0-0		0-0-0		0-0-0			
RPI	S	Opponent		Score		RPI	S	Opponent		Score					
				26	A	Rutgers				147	A	Massachusetts	0	1	
										166	H	Maine	0	1	
										171	A	Hartford	0	1	
										251	A	Vermont	1	2	
										256	H	New Hampshire	2	0	
										268	A	Rider	1	3	
										271	H	Rhode Island	3	1	
										293	A	Holy Cross	1	0	
										327	A	Delaware St.	2	0	
<hr/>															
LAST 10 GAMES															
				271	H	Rhode Island			3	1	147	A	Massachusetts	0	1
				327	A	Delaware St.			2	0	251	A	Vermont	1	2
				268	A	Rider			1	3	256	H	New Hampshire	2	0
				166	H	Maine			0	1	26	A	Rutgers	0	4
				171	A	Hartford			0	1	293	A	Holy Cross	1	0

Non-Div. I Games:

Bryant

Average RPI Win:	200	WON-LOST	WINNING	LAST 10	STRENGTH OF	OPP. STRENGTH	TEAM	ADJ	CONF.	ADJ CONF.	
Average RPI Loss:	162	RECORD	PCT. RANK	GAMES	SCHEDULE	OF SCHEDULE	RPI	RPI	RPI	RPI	
DIV. I ONLY	2-7-1	.25	283	2-7-1	205	212	263	.41394	263	27	27
DIV. I NON-CONF.	2-7-1	.25	275	2-7-1	198	215	265	.41394	264	26	26
<hr/>											
TOTALS	RPI 1-25	RPI 26-50		W-L RECORDS		RPI 51-100		RPI 101-150		RPI 150+	
2-7-1	0-0-0	0-0-0		OVERALL		1-1-0		0-1-0		1-5-1	
1-2-0	0-0-0	0-0-0		HOME		1-0-0		0-0-0		0-2-0	
1-4-1	0-0-0	0-0-0		AWAY		0-1-0		0-1-0		1-2-1	
0-1-0	0-0-0	0-0-0		NEUTRAL		0-0-0		0-0-0		0-1-0	
<hr/>											
2-7-1	0-0-0	0-0-0		NON-CONFERENCE		1-1-0		0-1-0		1-5-1	
1-2-0	0-0-0	0-0-0		HOME		1-0-0		0-0-0		0-2-0	
1-4-1	0-0-0	0-0-		AWAY		0-1-0		0-1-0		1-2-1	
0-1-0	0-0-0	0-0-0		NEUTRAL		0-0-0		0-0-0		0-1-0	
<hr/>											
0-0-0	0-0-0	0-0-0		CONFERENCE		0-0-0		0-0-0		0-0-0	
0-0-0	0-0-0	0-0-0		HOME		0-0-0		0-0-0		0-0-0	
0-0-0	0-0-0	0-0-0		AWAY		0-0-0		0-0-0		0-0-0	
0-0-0	0-0-0	0-0-0		NEUTRAL		0-0-0		0-0-0		0-0-0	
<hr/>											
RPI S	Opponent	Score	RPI S	Opponent	Score	RPI S	Opponent	Score	RPI S	Opponent	Score
						62 A	Delaware	0 2	110 A	UNLV	2 3
						86 H	Seton Hall	1 0	163 H	Saint Joseph's	0 1
									165 A	Harvard	0 1
									188 A	Columbia	0 3
									195 H	Towson	0 3
									232 A	Marist	1 1
									254 N	New Mexico St.	0 1
									314 A	Saint Peter's	5 1
<hr/>											
			LAST 10 GAMES								
			232 A	Marist	1 1	188 A	Columbia	0 3			
			110 A	UNLV	2 3	195 H	Towson	0 3			
			254 N	New Mexico St.	0 1	62 A	Delaware	0 2			
			86 H	Seton Hall	1 0	165 A	Harvard	0 1			
			163 H	Saint Joseph's	0 1	314 A	Saint Peter's	5 1			

Non-Div. I Games:

LIU Brooklyn

Average RPI Win:	315	WON-LOST	WINNING	LAST 10	STRENGTH OF	OPP. STRENGTH	TEAM	ADJ	CONF.	ADJ CONF.					
Average RPI Loss:	149	RECORD	PCT. RANK	GAMES	SCHEDULE	OF SCHEDULE	RPI	RPI	RPI	RPI					
DIV. I ONLY	2-6-1	.27778	277	2-6-1	210	277	268	.41329	264	15	15				
DIV. I NON-CONF.	2-5-1	.3125	256	2-5-1	144	297	242	.43714	236	15	15				
<hr/>															
TOTALS	RPI 1-25	RPI 26-50		W-L RECORDS		RPI 51-100		RPI 101-150		RPI 150+					
2-6-1	0-0-0	0-0-0		OVERALL		0-2-0		0-1-0		2-3-1					
1-3-0	0-0-0	0-0-0		HOME		0-1-0		0-1-0		1-1-0					
1-3-0	0-0-0	0-0-0		AWAY		0-1-0		0-0-0		1-2-0					
0-0-1	0-0-0	0-0-0		NEUTRAL		0-0-0		0-0-0		0-0-1					
2-5-1	0-0-0	0-0-0		NON-CONFERENCE		0-2-0		0-1-0		2-2-1					
1-3-0	0-0-0	0-0-0		HOME		0-1-0		0-1-0		1-1-0					
1-2-0	0-0-0	0-0-		AWAY		0-1-0		0-0-0		1-1-0					
0-0-1	0-0-0	0-0-0		NEUTRAL		0-0-0		0-0-0		0-0-1					
0-1-0	0-0-0	0-0-0		CONFERENCE		0-0-0		0-0-0		0-1-0					
0-0-0	0-0-0	0-0-0		HOME		0-0-0		0-0-0		0-0-0					
0-1-0	0-0-0	0-0-0		AWAY		0-0-0		0-0-0		0-1-0					
0-0-0	0-0-0	0-0-0		NEUTRAL		0-0-0		0-0-0		0-0-0					
RPI	S	Opponent	Score	RPI	S	Opponent	Score	RPI	S	Opponent	Score				
				66 A Navy				2	3	127 H Austin Peay		2	3		
				98 H Hofstra				0	1	187 A Saint Louis				2	3
										195 N Towson				2	2
										197 H Buffalo				1	2
										221 A Kent St.				2	3
										307 A Canisius				2	0
										323 H UMass Lowell				3	1
				LAST 10 GAMES											
195 N Towson				2	2	187 A Saint Louis				2	3				
197 H Buffalo				1	2	323 H UMass Lowell				3	1				
307 A Canisius				2	0	98 H Hofstra				0	1				
221 A Kent St.				2	3	127 H Austin Peay				2	3				
						66 A Navy				2	3				

Average RPI Win:	305	WON-LOST	WINNING	LAST 10	STRENGTH OF	OPP. STRENGTH	TEAM	ADJ	CONF.	ADJ CONF.		
Average RPI Loss:	162	RECORD	PCT. RANK	GAMES	SCHEDULE	OF SCHEDULE	RPI	RPI	RPI	RPI		
DIV. I ONLY		2-5-3	.35	240	2-5-3	243	288	270	.41278	265	29	29
DIV. I NON-CONF.		1-5-2	.25	275	1-5-2	208	257	275	.40692	273	29	29
TOTALS	RPI 1-25		RPI 26-50		W-L RECORDS		RPI 51-100		RPI 101-150		RPI 150+	
2-5-3	0-0-0		0-0-0		OVERALL		0-1-0		0-0-0		2-4-3	
2-1-1	0-0-0		0-0-0		HOME		0-0-0		0-0-0		2-1-1	
0-4-2	0-0-0		0-0-0		AWAY		0-1-0		0-0-0		0-3-2	
0-0-0	0-0-0		0-0-0		NEUTRAL		0-0-0		0-0-0		0-0-0	
1-5-2	0-0-0		0-0-0		NON-CONFERENCE		0-1-0		0-0-0		1-4-2	
1-1-1	0-0-0		0-0-0		HOME		0-0-0		0-0-0		1-1-1	
0-4-1	0-0-0		0-0-		AWAY		0-1-0		0-0-0		0-3-1	
0-0-0	0-0-0		0-0-0		NEUTRAL		0-0-0		0-0-0		0-0-0	
1-0-1	0-0-0		0-0-0		CONFERENCE		0-0-0		0-0-0		1-0-1	
1-0-0	0-0-0		0-0-0		HOME		0-0-0		0-0-0		1-0-0	
0-0-1	0-0-0		0-0-0		AWAY		0-0-0		0-0-0		0-0-1	
0-0-0	0-0-0		0-0-0		NEUTRAL		0-0-0		0-0-0		0-0-0	
RPI	S	Opponent	Score	RPI	S	Opponent	Score	RPI	S	Opponent	Score	

Non-Div. I Games:

Iona

Average RPI Win: 300		WON-LOST	WINNING	LAST 10	STRENGTH OF		OPP. STRENGTH	TEAM	ADJ	CONF.	ADJ CONF.
Average RPI Loss: 152		RECORD	PCT. RANK	GAMES	SCHEDULE		OF SCHEDULE	RPI	RPI	RPI	RPI
DIV. I ONLY		3-7-1	.31818	257	3-6-1		239	240	265	.41252	266
DIV. I NON-CONF.		2-5-0	.28571	262	2-4-0		247	226	280	.40072	280
TOTALS		RPI 1-25	RPI 26-50		W-L RECORDS		RPI 51-100		RPI 101-150		RPI 150+
3-7-1	0-0-0	0-2-0		OVERALL		0-1-0		0-0-0		3-4-1	
1-2-1	0-0-0	0-0-0		HOME		0-0-0		0-0-0		1-2-1	
2-5-0	0-0-0	0-2-0		AWAY		0-1-0		0-0-0		2-2-0	
0-0-0	0-0-0	0-0-0		NEUTRAL		0-0-0		0-0-0		0-0-0	
2-5-0	0-0-0	0-2-0		NON-CONFERENCE		0-0-0		0-0-0		2-3-0	
1-1-0	0-0-0	0-0-0		HOME		0-0-0		0-0-0		1-1-0	
1-4-0	0-0-0	0-0-		AWAY		0-0-0		0-0-0		1-2-0	
0-0-0	0-0-0	0-0-0		NEUTRAL		0-0-0		0-0-0		0-0-0	
1-2-1	0-0-0	0-0-0		CONFERENCE		0-1-0		0-0-0		1-1-1	
0-1-1	0-0-0	0-0-0		HOME		0-0-0		0-0-0		0-1-1	
1-1-0	0-0-0	0-0-0		AWAY		0-1-0		0-0-0		1-0-0	
0-0-0	0-0-0	0-0-0		NEUTRAL		0-0-0		0-0-0		0-0-0	
RPI S	Opponent	Score	RPI S	Opponent	Score	RPI S	Opponent	Score	RPI S	Opponent	Score
			41 A	Ole Miss	0 5	68 A	Stephen F. Austin	0 2	181 H	Texas St.	1 3
			48 A	Baylor	0 5				219 H	Central Ark.	0 3
									245 A	La.-Lafayette	0 5
									261 A	La.-Monroe	1 3
									269 H	Lamar	0 0
									276 A	Houston Baptist	2 1
									312 A	Jackson St.	1 0
									313 H	Prairie View	3 0
LAST 10 GAMES											
			219 H	Central Ark.	0 3	276 A	Houston Baptist	2 1			
			312 A	Jackson St.	1 0	68 A	Stephen F. Austin	0 2			
			245 A	La.-Lafayette	0 5	269 H	Lamar	0 0			
			41 A	Ole Miss	0 5	313 H	Prairie View	3 0			
			48 A	Baylor	0 5	261 A	La.-Monroe	1 3			

Non-Div. I Games:

Northwestern St.

Average RPI Win:	288	WON-LOST RECORD	WINNING PCT. RANK	LAST 10 GAMES	STRENGTH OF SCHEDULE	OPP. STRENGTH OF SCHEDULE	TEAM RPI	ADJ RPI	CONF. RPI	ADJ CONF. RPI	
DIV. I ONLY		3-3-3	.5 146	1-1-0	317	178	264	.41226	267	25 25	
DIV. I NON-CONF.		3-3-3	.5 146	1-1-0	316	186	266	.41226	267	25 24	
<hr/>											
TOTALS	RPI 1-25	RPI 26-50		W-L RECORDS		RPI 51-100		RPI 101-150		RPI 150+	
3-3-3	0-0-0	0-0-0		OVERALL		0-0-0		0-2-1		3-1-2	
1-2-1	0-0-0	0-0-0		HOME		0-0-0		0-1-1		1-1-0	
1-1-1	0-0-0	0-0-0		AWAY		0-0-0		0-1-0		1-0-1	
1-0-1	0-0-0	0-0-0		NEUTRAL		0-0-0		0-0-0		1-0-1	
<hr/>											
3-3-3	0-0-0	0-0-0		NON-CONFERENCE		0-0-0		0-2-1		3-1-2	
1-2-1	0-0-0	0-0-0		HOME		0-0-0		0-1-1		1-1-0	
1-1-1	0-0-0	0-0-		AWAY		0-0-0		0-1-0		1-0-1	
1-0-1	0-0-0	0-0-0		NEUTRAL		0-0-0		0-0-0		1-0-1	
<hr/>											
0-0-0	0-0-0	0-0-0		CONFERENCE		0-0-0		0-0-0		0-0-0	
0-0-0	0-0-0	0-0-0		HOME		0-0-0		0-0-0		0-0-0	
0-0-0	0-0-0	0-0-0		AWAY		0-0-0		0-0-0		0-0-0	
0-0-0	0-0-0	0-0-0		NEUTRAL		0-0-0		0-0-0		0-0-0	
<hr/>											
RPI S	Opponent	Score	RPI S	Opponent	Score	RPI S	Opponent	Score	RPI S	Opponent	Score
									104 A	Creighton	0 4
									117 H	Iowa St.	1 3
									137 H	Loyola Chicago	1 1
									185 N	Nevada	0 0
									239 A	Wyoming	2 1
									274 H	Drake	2 3
									300 N	Northern Ill.	3 1
									303 A	North Dakota	2 2
			LAST 10 GAMES								

Non-Div. I Games:	St. Mary (NE)	4	1	UC-Colo. Springs	3	0
-------------------	---------------	---	---	------------------	---	---

South Dakota

Average RPI Win:	241	WON-LOST	WINNING	LAST 10	STRENGTH OF	OPP. STRENGTH	TEAM	ADJ	CONF.	ADJ CONF.		
Average RPI Loss:	239	RECORD	PCT. RANK	GAMES	SCHEDULE	OF SCHEDULE	RPI	RPI	RPI	RPI		
DIV. I ONLY		4-5-0	.44444	195	4-5-0	295	284	267	.41193	268	29	29
DIV. I NON-CONF.		3-3-0	.5	146	3-3-0	279	252	236	.43709	237	29	29
<hr/>												
TOTALS	RPI 1-25	RPI 26-50		W-L RECORDS		RPI 51-100		RPI 101-150		RPI 150+		
4-5-0	0-0-0	0-0-0		OVERALL		0-0-0		0-0-0		4-5-0		
3-0-0	0-0-0	0-0-0		HOME		0-0-0		0-0-0		3-0-0		
1-5-0	0-0-0	0-0-0		AWAY		0-0-0		0-0-0		1-5-0		
0-0-0	0-0-0	0-0-0		NEUTRAL		0-0-0		0-0-0		0-0-0		
<hr/>												
3-3-0	0-0-0	0-0-0		NON-CONFERENCE		0-0-0		0-0-0		3-3-0		
2-0-0	0-0-0	0-0-0		HOME		0-0-0		0-0-0		2-0-0		
1-3-0	0-0-0	0-0-		AWAY		0-0-0		0-0-0		1-3-0		
0-0-0	0-0-0	0-0-0		NEUTRAL		0-0-0		0-0-0		0-0-0		
<hr/>												
1-2-0	0-0-0	0-0-0		CONFERENCE		0-0-0		0-0-0		1-2-0		
1-0-0	0-0-0	0-0-0		HOME		0-0-0		0-0-0		1-0-0		
0-2-0	0-0-0	0-0-0		AWAY		0-0-0		0-0-0		0-2-0		
0-0-0	0-0-0	0-0-0		NEUTRAL		0-0-0		0-0-0		0-0-0		
<hr/>												
RPI	S	Opponent	Score	RPI	S	Opponent	Score	RPI	S	Opponent	Score	
								180	A	Temple	1	0
								192	A	Fairleigh Dickinson	0	2
								212	A	Bucknell	0	3
								238	A	Quinnipiac	0	2
								243	H	Siena	1	0
								246	A	NJIT	0	2
								262	H	Bryant	3	1
								279	H	Mt. St. Mary's	4	1
								307	A	Canisius	1	2
								<hr/>				
LAST 10 GAMES												
238 A Quinnipiac				0	2	243 H Siena				1	0	
307 A Canisius				1	2	246 A NJIT				0	2	
262 H Bryant				3	1	180 A Temple				1	0	
212 A Bucknell				0	3	279 H Mt. St. Mary's				4	1	
						192 A Fairleigh Dickinson				0	2	

Non-Div. I Games:

Rider

Average RPI Win: 287		WON-LOST RECORD	WINNING PCT. RANK		LAST 10 GAMES	STRENGTH OF SCHEDULE	OPP. STRENGTH OF SCHEDULE	TEAM RPI	ADJ RPI	CONF. RPI	ADJ CONF. RPI	
Average RPI Loss: 149												
DIV. I ONLY		3-6-1	.35	240	3-6-1	255	250	266	.41189	269	19	19
DIV. I NON-CONF.		3-4-0	.42857	205	3-4-0	310	265	284	.39553	284	22	22
<hr/>												
TOTALS		RPI 1-25		RPI 26-50		W-L RECORDS		RPI 51-100		RPI 101-150		RPI 150+
3-6-1		0-0-0		0-0-0		OVERALL		0-2-0		0-1-0		3-3-1
2-2-0		0-0-0		0-0-0		HOME		0-2-0		0-0-0		2-0-0
1-2-1		0-0-0		0-0-0		AWAY		0-0-0		0-0-0		1-2-1
0-2-0		0-0-0		0-0-0		NEUTRAL		0-0-0		0-1-0		0-1-0
3-4-0		0-0-0		0-0-0		NON-CONFERENCE		0-0-0		0-1-0		3-3-0
2-0-0		0-0-0		0-0-0		HOME		0-0-0		0-0-0		2-0-0
1-2-0		0-0-0		0-0-		AWAY		0-0-0		0-0-0		1-2-0
0-2-0		0-0-0		0-0-0		NEUTRAL		0-0-0		0-1-0		0-1-0
0-2-1		0-0-0		0-0-0		CONFERENCE		0-2-0		0-0-0		0-0-1
0-2-0		0-0-0		0-0-0		HOME		0-2-0		0-0-0		0-0-0
0-0-1		0-0-0		0-0-0		AWAY		0-0-0		0-0-0		0-0-1
0-0-0		0-0-0		0-0-0		NEUTRAL		0-0-0		0-0-0		0-0-0
RPI	S	Opponent	Score	RPI	S	Opponent	Score	RPI	S	Opponent	Score	
						68 H Stephen F. Austin	0 3	147 N Massachusetts			1 2	
						89 H Oral Roberts	0 3	170 A Rice			3 5	
								179 A Northern Ariz.			2 3	
								236 A UTSA			3 1	
								242 N South Dakota St.			0 3	
								266 A Northwestern St.			0 0	
								311 H Southern U.			2 0	
								313 H Prairie View			3 2	
<hr/>												
LAST 10 GAMES												
						68 H Stephen F. Austin	0 3	147 N Massachusetts			1 2	
						89 H Oral Roberts	0 3	170 A Rice			3 5	
						266 A Northwestern St.	0 0	311 H Southern U.			2 0	
						179 A Northern Ariz.	2 3	236 A UTSA			3 1	
						313 H Prairie View	3 2	242 N South Dakota St.			0 3	

Non-Div. I Games:

Lamar

Average RPI Win: 287		WON-LOST RECORD		WINNING PCT. RANK		LAST 10 GAMES		STRENGTH OF SCHEDULE		OPP. STRENGTH OF SCHEDULE		TEAM RPI		ADJ RPI		CONF. RPI		ADJ CONF. RPI	
DIV. I ONLY		4-6-1		.40909 206		4-5-1		283		264		271		.41079 270		18		18	
DIV. I NON-CONF.		4-4-1		.5 146		4-3-1		294		258		255		.42463 255		19		19	
TOTALS		RPI 1-25		RPI 26-50		W-L RECORDS		RPI 51-100		RPI 101-150		RPI 150+							
4-6-1		0-0-0		0-0-0		OVERALL		0-1-0		0-2-0		4-3-1							
3-0-1		0-0-0		0-0-0		HOME		0-0-0		0-0-0		3-0-1							
1-6-0		0-0-0		0-0-0		AWAY		0-1-0		0-2-0		1-3-0							
0-0-0		0-0-0		0-0-0		NEUTRAL		0-0-0		0-0-0		0-0-0							
4-4-1		0-0-0		0-0-0		NON-CONFERENCE		0-1-0		0-1-0		4-2-1							
3-0-1		0-0-0		0-0-0		HOME		0-0-0		0-0-0		3-0-1							
1-4-0		0-0-0		0-0-		AWAY		0-1-0		0-1-0		1-2-0							
0-0-0		0-0-0		0-0-0		NEUTRAL		0-0-0		0-0-0		0-0-0							
0-2-0		0-0-0		0-0-0		CONFERENCE		0-0-0		0-1-0		0-1-0							
0-0-0		0-0-0		0-0-0		HOME		0-0-0		0-0-0		0-0-0							
0-2-0		0-0-0		0-0-0		AWAY		0-0-0		0-1-0		0-1-0							
0-0-0		0-0-0		0-0-0		NEUTRAL		0-0-0		0-0-0		0-0-0							
RPI	S	Opponent		Score	RPI	S	Opponent		Score	RPI	S	Opponent		Score					
							76	A	Xavier	0	1	111	A	Butler	0	3			
												143	A	Kennesaw St.	0	2			
												168	A	Oakland	1	2			
												186	A	Mercer	1	3			
												225	A	Morehead St.	2	1			
												259	A	Robert Morris	0	1			
												275	H	Murray St.	0	0			
												299	H	Tennessee Tech	1	0			
												307	H	Canisius	6	1			
												317	H	Youngstown St.	3	2			
LAST 10 GAMES																			
							143	A	Kennesaw St.	0	2	317	H	Youngstown St.	3	2			
							186	A	Mercer	1	3	168	A	Oakland	1	2			
							76	A	Xavier	0	1	307	H	Canisius	6	1			
							111	A	Butler	0	3	225	A	Morehead St.	2	1			
							275	H	Murray St.	0	0	299	H	Tennessee Tech	1	0			

Non-Div. I Games:

Northern Ky.

Average RPI Win: 269		WON-LOST RECORD		WINNING PCT. RANK		LAST 10 GAMES		STRENGTH OF SCHEDULE		OPP. STRENGTH OF SCHEDULE		TEAM RPI		ADJ RPI		CONF. RPI		ADJ CONF. RPI	
DIV. I ONLY		5-6-0		.45455 174		5-5-0		305		243		269		.40989 271		15		15	
DIV. I NON-CONF.		5-5-0		.5 146		5-4-0		300		250		258		.42207 259		15		15	
TOTALS		RPI 1-25		RPI 26-50		W-L RECORDS		RPI 51-100		RPI 101-150		RPI 150+							
5-6-0		0-0-0		0-0-0		OVERALL		0-0-0		0-2-0		5-4-0							
3-2-0		0-0-0		0-0-0		HOME		0-0-0		0-1-0		3-1-0							
2-4-0		0-0-0		0-0-0		AWAY		0-0-0		0-1-0		2-3-0							
0-0-0		0-0-0		0-0-0		NEUTRAL		0-0-0		0-0-0		0-0-0							
5-5-0		0-0-0		0-0-0		NON-CONFERENCE		0-0-0		0-2-0		5-3-0							
3-2-0		0-0-0		0-0-0		HOME		0-0-0		0-1-0		3-1-0							
2-3-0		0-0-0		0-0-		AWAY		0-0-0		0-1-0		2-2-0							
0-0-0		0-0-0		0-0-0		NEUTRAL		0-0-0		0-0-0		0-0-0							
0-1-0		0-0-0		0-0-0		CONFERENCE		0-0-0		0-0-0		0-1-0							
0-0-0		0-0-0		0-0-0		HOME		0-0-0		0-0-0		0-0-0							
0-1-0		0-0-0		0-0-0		AWAY		0-0-0		0-0-0		0-1-0							
0-0-0		0-0-0		0-0-0		NEUTRAL		0-0-0		0-0-0		0-0-0							
RPI	S	Opponent		Score	RPI	S	Opponent		Score	RPI	S	Opponent		Score	RPI	S	Opponent		Score
				</															

Non-Div. I Games:

Rhode Island

Average RPI Win:	294	WON-LOST	WINNING	LAST 10	STRENGTH OF	OPP. STRENGTH	TEAM	ADJ	CONF.	ADJ CONF.	
Average RPI Loss:	157	RECORD	PCT. RANK	GAMES	SCHEDULE	OF SCHEDULE	RPI	RPI	RPI	RPI	
DIV. I ONLY	3-7-1	.31818	257	3-6-1	248	241	273	.40788	272	11	11
DIV. I NON-CONF.	3-7-1	.31818	254	3-6-1	241	243	273	.40788	272	10	10
<hr/>											
TOTALS	RPI 1-25	RPI 26-50		W-L RECORDS	RPI 51-100		RPI 101-150		RPI 150+		
3-7-1	0-0-0	0-0-0		OVERALL	0-2-0		0-2-0		3-3-1		
0-4-1	0-0-0	0-0-0		HOME	0-1-0		0-1-0		0-2-1		
2-3-0	0-0-0	0-0-0		AWAY	0-1-0		0-1-0		2-1-0		
1-0-0	0-0-0	0-0-0		NEUTRAL	0-0-0		0-0-0		1-0-0		
<hr/>											
3-7-1	0-0-0	0-0-0		NON-CONFERENCE	0-2-0		0-2-0		3-3-1		
0-4-1	0-0-0	0-0-0		HOME	0-1-0		0-1-0		0-2-1		
2-3-0	0-0-0	0-0-		AWAY	0-1-0		0-1-0		2-1-0		
1-0-0	0-0-0	0-0-0		NEUTRAL	0-0-0		0-0-0		1-0-0		
<hr/>											
0-0-0	0-0-0	0-0-0		CONFERENCE	0-0-0		0-0-0		0-0-0		
0-0-0	0-0-0	0-0-0		HOME	0-0-0		0-0-0		0-0-0		
0-0-0	0-0-0	0-0-0		AWAY	0-0-0		0-0-0		0-0-0		
0-0-0	0-0-0	0-0-0		NEUTRAL	0-0-0		0-0-0		0-0-0		
<hr/>											
RPI	S	Opponent	Score	RPI	S	Opponent	Score	RPI	S	Opponent	Score
				67 A Arizona 0 6				108 A UTEP 0 2			
				91 H Tulsa 0 1				110 H UNLV 2 3			
								179 H Northern Ariz. 1 1			
								232 A Southern Utah 0 1			
								241 H Gonzaga 0 1			
								250 H Fresno St. 0 1			
								254 A New Mexico St. 2 1			
								310 N San Jose St. 2 1			
								318 A CSU Bakersfield 2 0			
<hr/>											
				LAST 10 GAMES							
241 H Gonzaga 0 1				318 A CSU Bakersfield 2 0							
91 H Tulsa 0 1				250 H Fresno St. 0 1							
232 A Southern Utah 0 1				254 A New Mexico St. 2 1							
67 A Arizona 0 6				108 A UTEP 0 2							
310 N San Jose St. 2 1				179 H Northern Ariz. 1 1							

Non-Div. I Games:

UC Riverside

Average RPI Win: 284		WON-LOST RECORD	WINNING PCT. RANK		LAST 10 GAMES	STRENGTH OF SCHEDULE	OPP. STRENGTH OF SCHEDULE	TEAM RPI	ADJ RPI		CONF. RPI	ADJ CONF. RPI
Average RPI Loss: 166												
DIV. I ONLY		3-7-0	.3	269	3-7-0	230	259	272	.4077	273	23	23
DIV. I NON-CONF.		3-6-0	.33333	243	3-6-0	246	248	268	.40885	271	23	23
<hr/>												
TOTALS		RPI 1-25		RPI 26-50		W-L RECORDS		RPI 51-100		RPI 101-150		RPI 150+
3-7-0		0-0-0		0-1-0		OVERALL		0-0-0		0-2-0		3-4-0
3-3-0		0-0-0		0-0-0		HOME		0-0-0		0-1-0		3-2-0
0-4-0		0-0-0		0-1-0		AWAY		0-0-0		0-1-0		0-2-0
0-0-0		0-0-0		0-0-0		NEUTRAL		0-0-0		0-0-0		0-0-0
3-6-0		0-0-0		0-1-0		NON-CONFERENCE		0-0-0		0-2-0		3-3-0
3-3-0		0-0-0		0-0-0		HOME		0-0-0		0-1-0		3-2-0
0-3-0		0-0-0		0-0-		AWAY		0-0-0		0-1-0		0-1-0
0-0-0		0-0-0		0-0-0		NEUTRAL		0-0-0		0-0-0		0-0-0
0-1-0		0-0-0		0-0-0		CONFERENCE		0-0-0		0-0-0		0-1-0
0-0-0		0-0-0		0-0-0		HOME		0-0-0		0-0-0		0-0-0
0-1-0		0-0-0		0-0-0		AWAY		0-0-0		0-0-0		0-1-0
0-0-0		0-0-0		0-0-0		NEUTRAL		0-0-0		0-0-0		0-0-0
RPI	S	Opponent		Score		RPI	S	Opponent		Score		
				41	A	Ole Miss		0		3		
									109	H	UAB	1 3
									127	A	Austin Peay	0 3
									178	A	Arkansas St.	1 2
									184	H	UMKC	1 3
									216	H	Missouri St.	1 0
									247	H	Louisiana Tech	0 2
									275	A	Murray St.	0 1
									311	H	Southern U.	6 1
									325	H	Ark.-Pine Bluff	4 0
<hr/>												
LAST 10 GAMES												
				178	A	Arkansas St.		1		2		
				41	A	Ole Miss		0		3		
				109	H	UAB		1		3		
				325	H	Ark.-Pine Bluff		4		0		
				311	H	Southern U.		6		1		
				247	H	Louisiana Tech		0		2		
				216	H	Missouri St.		1		0		
				184	H	UMKC		1		3		
				275	A	Murray St.		0		1		
				127	A	Austin Peay		0		3		

Non-Div. I Games:

UALR

Average RPI Win: 291		WON-LOST RECORD	WINNING PCT. RANK		LAST 10 GAMES	STRENGTH OF SCHEDULE	OPP. STRENGTH OF SCHEDULE	TEAM RPI	ADJ RPI		CONF. RPI	ADJ CONF. RPI
Average RPI Loss: 184												
DIV. I ONLY		2-7-2	.272	73	2-6-2	186	312	274	.40707	274	22	22
DIV. I NON-CONF.		2-6-2	.3	260	2-5-2	216	306	278	.40176	278	21	21
<hr/>												
TOTALS		RPI 1-25		RPI 26-50		W-L RECORDS		RPI 51-100		RPI 101-150		RPI 150+
2-7-2		0-0-0		0-0-0		OVERALL		0-0-0		0-1-0		2-6-2
0-5-1		0-0-0		0-0-0		HOME		0-0-0		0-1-0		0-4-1
2-2-1		0-0-0		0-0-0		AWAY		0-0-0		0-0-0		2-2-1
0-0-0		0-0-0		0-0-0		NEUTRAL		0-0-0		0-0-0		0-0-0
2-6-2		0-0-0		0-0-0		NON-CONFERENCE		0-0-0		0-1-0		2-5-2
0-5-1		0-0-0		0-0-0		HOME		0-0-0		0-1-0		0-4-1
2-1-1		0-0-0		0-0-		AWAY		0-0-0		0-0-0		2-1-1
0-0-0		0-0-0		0-0-0		NEUTRAL		0-0-0		0-0-0		0-0-0
0-1-0		0-0-0		0-0-0		CONFERENCE		0-0-0		0-0-0		0-1-0
0-0-0		0-0-0		0-0-0		HOME		0-0-0		0-0-0		0-0-0
0-1-0		0-0-0		0-0-0		AWAY		0-0-0		0-0-0		0-1-0
0-0-0		0-0-0		0-0-0		NEUTRAL		0-0-0		0-0-0		0-0-0
RPI	S	Opponent	Score	RPI	S	Opponent	Score	RPI	S	Opponent	Score	
										103 H	Iowa	0 1
										158 A	UC Davis	2 3
										160 A	Evansville	0 1
										169 H	Southeast Mo. St.	1 2
										175 H	Green Bay	1 1
										220 H	SIU Edwardsville	1 4
										239 H	Wyoming	2 5
										242 H	South Dakota St.	0 1
										267 A	South Dakota	3 2
										305 A	Pacific	1 1
										315 A	Eastern Ill.	3 0
<hr/>												
LAST 10 GAMES												
						160 A	Evansville	0 1				
						267 A	South Dakota	3 2				
						315 A	Eastern Ill.	3 0				
						305 A	Pacific	1 1				
						220 H	SIU Edwardsville	1 4				
						169 H	Southeast Mo. St.	1 2				
						242 H	South Dakota St.	0 1				
						175 H	Green Bay	1 1				
						239 H	Wyoming	2 5				
						158 A	UC Davis	2 3				

Non-Div. I Games:

Drake

Average RPI Win:	251	WON-LOST	WINNING	LAST 10	STRENGTH OF	OPP. STRENGTH	TEAM	ADJ	CONF.	ADJ CONF.		
Average RPI Loss:	196	RECORD	PCT. RANK	GAMES	SCHEDULE	OF SCHEDULE	RPI	RPI	RPI	RPI		
DIV. I ONLY	3-5-1	.38889	223	3-5-1	272	290	275	.40697	275	28	28	
DIV. I NON-CONF.	3-3-1	.5	146	3-3-1	227	316	220	.44723	223	28	28	
<hr/>												
TOTALS	RPI 1-25	RPI 26-50		W-L RECORDS		RPI 51-100		RPI 101-150		RPI 150+		
3-5-1	0-0-0	0-0-0		OVERALL		0-0-0		0-0-0		3-5-1		
1-2-0	0-0-0	0-0-0		HOME		0-0-0		0-0-0		1-2-0		
2-3-1	0-0-0	0-0-0		AWAY		0-0-0		0-0-0		2-3-1		
0-0-0	0-0-0	0-0-0		NEUTRAL		0-0-0		0-0-0		0-0-0		
<hr/>												
3-3-1	0-0-0	0-0-0		NON-CONFERENCE		0-0-0		0-0-0		3-3-1		
1-0-0	0-0-0	0-0-0		HOME		0-0-0		0-0-0		1-0-0		
2-3-1	0-0-0	0-0-		AWAY		0-0-0		0-0-0		2-3-1		
0-0-0	0-0-0	0-0-0		NEUTRAL		0-0-0		0-0-0		0-0-0		
<hr/>												
0-2-0	0-0-0	0-0-0		CONFERENCE		0-0-0		0-0-0		0-2-0		
0-2-0	0-0-0	0-0-0		HOME		0-0-0		0-0-0		0-2-0		
0-0-0	0-0-0	0-0-0		AWAY		0-0-0		0-0-0		0-0-0		
0-0-0	0-0-0	0-0-0		NEUTRAL		0-0-0		0-0-0		0-0-0		
<hr/>												
RPI	S	Opponent	Score	RPI	S	Opponent	Score	RPI	S	Opponent	Score	
								152	A	South Ala.	0	2
								160	A	Evansville	1	0
								169	H	Southeast Mo. St.	0	1
								178	A	Arkansas St.	1	3
								190	H	UT Martin	1	2
								270	A	Northern Ky.	0	0
								273	H	UALR	1	0
								292	A	Troy	2	4
								320	A	Alabama A&M	10	0
								<hr/>				
LAST 10 GAMES												
190 H UT Martin				1	2	292 A Troy				2	4	
169 H Southeast Mo. St.				0	1	152 A South Ala.				0	2	
178 A Arkansas St.				1	3	273 H UALR				1	0	
160 A Evansville				1	0	320 A Alabama A&M				10	0	
						270 A Northern Ky.				0	0	

Non-Div. I Games:

Murray St.

Average RPI Win: 244		WON-LOST	WINNING	LAST 10	STRENGTH OF	OPP. STRENGTH	TEAM	ADJ	CONF.	ADJ CONF.						
Average RPI Loss: 152		RECORD	PCT. RANK	GAMES	SCHEDULE	OF SCHEDULE	RPI	RPI	RPI	RPI						
DIV. I ONLY		1-6-1	.1875	299	1-6-1	171	213	277	.4066	276	19	19				
DIV. I NON-CONF.		1-5-1	.21429	287	1-5-1	128	209	248	.43148	248	22	22				
<hr/>																
TOTALS		RPI 1-25		RPI 26-50		W-L RECORDS		RPI 51-100		RPI 101-150		RPI 150+				
1-6-1		0-0-0		0-0-0		OVERALL		0-1-0		0-3-0		1-2-1				
0-3-1		0-0-0		0-0-0		HOME		0-0-0		0-2-0		0-1-1				
0-3-0		0-0-0		0-0-0		AWAY		0-1-0		0-1-0		0-1-0				
1-0-0		0-0-0		0-0-0		NEUTRAL		0-0-0		0-0-0		1-0-0				
1-5-1		0-0-0		0-0-0		NON-CONFERENCE		0-1-0		0-3-0		1-1-1				
0-2-1		0-0-0		0-0-0		HOME		0-0-0		0-2-0		0-0-1				
0-3-0		0-0-0		0-0-		AWAY		0-1-0		0-1-0		0-1-0				
1-0-0		0-0-0		0-0-0		NEUTRAL		0-0-0		0-0-0		1-0-0				
0-1-0		0-0-0		0-0-0		CONFERENCE		0-0-0		0-0-0		0-1-0				
0-1-0		0-0-0		0-0-0		HOME		0-0-0		0-0-0		0-1-0				
0-0-0		0-0-0		0-0-0		AWAY		0-0-0		0-0-0		0-0-0				
0-0-0		0-0-0		0-0-0		NEUTRAL		0-0-0		0-0-0		0-0-0				
RPI	S	Opponent		Score	RPI	S	Opponent		Score	RPI	S	Opponent		Score		
							91	A	Tulsa	1	2	102	A	North Texas	0	1
												108	H	UTEP	0	1
												120	H	TCU	1	2
												215	H	Houston	0	0
												226	A	Montana	0	1
												244	N	Utah Valley	1	0
												266	H	Northwestern St.	1	2
LAST 10 GAMES																
							266	H	Northwestern St.	1	2	226	A	Montana	0	1
							215	H	Houston	0	0	120	H	TCU	1	2
							108	H	UTEP	0	1	102	A	North Texas	0	1
							244	N	Utah Valley	1	0	91	A	Tulsa	1	2

Non-Div. I Games: Abilene Christian 0 1

Houston Baptist

Average RPI Win: 257		WON-LOST	WINNING	LAST 10	STRENGTH OF		OPP. STRENGTH	TEAM	ADJ		CONF.	ADJ CONF.	
Average RPI Loss: 132		RECORD	PCT. RANK	GAMES	SCHEDULE		OF SCHEDULE	RPI	RPI		RPI	RPI	
DIV. I ONLY		2-6-3	.31818	257	2-5-3		281	113	278	.40572	277	12	12
DIV. I NON-CONF.		2-6-1	.27778	268	2-5-1		291	116	289	.38941	288	12	12
TOTALS		RPI 1-25	RPI 26-50		W-L RECORDS		RPI 51-100		RPI 101-150		RPI 150+		
2-6-3		0-0-0	0-0-0		OVERALL		0-4-1		0-0-0		2-2-2		
0-4-0		0-0-0	0-0-0		HOME		0-3-0		0-0-0		0-1-0		
0-1-2		0-0-0	0-0-0		AWAY		0-1-1		0-0-0		0-0-1		
2-1-1		0-0-0	0-0-0		NEUTRAL		0-0-0		0-0-0		2-1-1		
2-6-1		0-0-0	0-0-0		NON-CONFERENCE		0-4-0		0-0-0		2-2-1		
0-4-0		0-0-0	0-0-0		HOME		0-3-0		0-0-0		0-1-0		
0-1-0		0-0-0	0-0-		AWAY		0-1-0		0-0-0		0-0-0		
2-1-1		0-0-0	0-0-0		NEUTRAL		0-0-0		0-0-0		2-1-1		
0-0-2		0-0-0	0-0-0		CONFERENCE		0-0-1		0-0-0		0-0-1		
0-0-0		0-0-0	0-0-0		HOME		0-0-0		0-0-0		0-0-0		
0-0-2		0-0-0	0-0-0		AWAY		0-0-1		0-0-0		0-0-1		
0-0-0		0-0-0	0-0-0		NEUTRAL		0-0-0		0-0-0		0-0-0		
RPI	S	Opponent	Score	RPI	S	Opponent	Score	RPI	S	Opponent	Score		
						59 H Miami (FL)	1 2	182 N Davidson		0 0			
						65 H Memphis	0 4	188 N Columbia		2 1			
						67 H Arizona	0 1	200 N Mississippi St.		1 3			
						91 A Tulsa	0 0	236 A UTSA		0 0			
						99 A Southern California	0 2	302 H Albany (NY)		0 2			
								325 N Ark.-Pine Bluff		10 0			
LAST 10 GAMES													
						236 A UTSA	0 0	91 A Tulsa		0 0			
						65 H Memphis	0 4	59 H Miami (FL)		1 2			
						99 A Southern California	0 2	200 N Mississippi St.		1 3			
						188 N Columbia	2 1	182 N Davidson		0 0			
						325 N Ark.-Pine Bluff	10 0	67 H Arizona		0 1			

Non-Div. I Games:

Fla. Atlantic

Average RPI Win: 292		WON-LOST RECORD		WINNING PCT. RANK		LAST 10 GAMES		STRENGTH OF SCHEDULE		OPP. STRENGTH OF SCHEDULE		TEAM RPI		ADJ RPI		CONF. RPI		ADJ CONF. RPI	
DIV. I ONLY		3-6-0		.33333 247		3-6-0		277		154		276		.40442 278		25		25	
DIV. I NON-CONF.		3-6-0		.33333 243		3-6-0		277		158		274		.40442 275		25		24	
TOTALS		RPI 1-25		RPI 26-50		W-L RECORDS		RPI 51-100		RPI 101-150		RPI 150+							
3-6-0		0-0-0		0-2-0		OVERALL		0-2-0		0-0-0		3-2-0							
2-2-0		0-0-0		0-0-0		HOME		0-1-0		0-0-0		2-1-0							
0-4-0		0-0-0		0-2-0		AWAY		0-1-0		0-0-0		0-1-0							
1-0-0		0-0-0		0-0-0		NEUTRAL		0-0-0		0-0-0		1-0-0							
3-6-0		0-0-0		0-2-0		NON-CONFERENCE		0-2-0		0-0-0		3-2-0							
2-2-0		0-0-0		0-0-0		HOME		0-1-0		0-0-0		2-1-0							
0-4-0		0-0-0		0-0-		AWAY		0-1-0		0-0-0		0-1-0							
1-0-0		0-0-0		0-0-0		NEUTRAL		0-0-0		0-0-0		1-0-0							
0-0-0		0-0-0		0-0-0		CONFERENCE		0-0-0		0-0-0		0-0-0							
0-0-0		0-0-0		0-0-0		HOME		0-0-0		0-0-0		0-0-0							
0-0-0		0-0-0		0-0-0		AWAY		0-0-0		0-0-0		0-0-0							
0-0-0		0-0-0		0-0-0		NEUTRAL		0-0-0		0-0-0		0-0-0							
RPI	S	Opponent		Score		RPI	S	Opponent		Score		RPI	S	Opponent		Score			
				28	A	Minnesota	1	4	75	H	Boise St.	0	1	281	N	Belmont	2	0	
				40	A	St. John's (NY)	0	5	98	A	Hofstra	1	3	290	H	Idaho	3	2	
														291	H	Eastern Wash.	0	3	
														303	A	North Dakota	2	4	
														306	H	Colorado St.	1	0	
LAST 10 GAMES																			
				306	H	Colorado St.	1	0	291	H	Eastern Wash.	0	3						
				75	H	Boise St.	0	1	98	A	Hofstra	1	3						
				303	A	North Dakota	2	4	28	A	Minnesota	1	4						
				290	H	Idaho	3	2	281	N	Belmont	2	0						
				40	A	St. John's (NY)	0	5											

Non-Div. I Games: Minn. Duluth 3 1

North Dakota St.

Average RPI Win:	263	WON-LOST	WINNING	LAST 10	STRENGTH OF	OPP. STRENGTH	TEAM	ADJ	CONF.	ADJ CONF.					
Average RPI Loss:	202	RECORD	PCT. RANK	GAMES	SCHEDULE	OF SCHEDULE	RPI	RPI	RPI	RPI					
DIV. I ONLY		2-5-2	.33333	247	2-5-2	241	310	279	.40164	279	27	27			
DIV. I NON-CONF.		2-5-2	.33333	243	2-5-2	235	308	279	.40164	279	26	26			

TOTALS	RPI 1-25	RPI 26-50		W-L RECORDS		RPI 51-100		RPI 101-150		RPI 150+					
2-5-2	0-0-0	0-0-0		OVERALL		0-0-0		0-0-0		2-5-2					
1-2-2	0-0-0	0-0-0		HOME		0-0-0		0-0-0		1-2-2					
1-3-0	0-0-0	0-0-0		AWAY		0-0-0		0-0-0		1-3-0					
0-0-0	0-0-0	0-0-0		NEUTRAL		0-0-0		0-0-0		0-0-0					
2-5-2	0-0-0	0-0-0		NON-CONFERENCE		0-0-0		0-0-0		2-5-2					
1-2-2	0-0-0	0-0-0		HOME		0-0-0		0-0-0		1-2-2					
1-3-0	0-0-0	0-0-		AWAY		0-0-0		0-0-0		1-3-0					
0-0-0	0-0-0	0-0-0		NEUTRAL		0-0-0		0-0-0		0-0-0					
0-0-0	0-0-0	0-0-0		CONFERENCE		0-0-0		0-0-0		0-0-0					
0-0-0	0-0-0	0-0-0		HOME		0-0-0		0-0-0		0-0-0					
0-0-0	0-0-0	0-0-0		AWAY		0-0-0		0-0-0		0-0-0					
0-0-0	0-0-0	0-0-0		NEUTRAL		0-0-0		0-0-0		0-0-0					
RPI	S	Opponent	Score	RPI	S	Opponent	Score	RPI	S	Opponent	Score	RPI	S	Opponent	Score
										153	A	Penn	0	4	
										180	H	Temple	0	1	
										195	A	Towson	1	4	
										198	A	UMBC	1	0	
										212	H	Bucknell	0	2	
										217	H	George Washington	0	0	
										265	H	Iona	1	1	
										268	A	Rider	1	4	
										327	H	Delaware St.	3	1	

LAST 10 GAMES															
		265	H	Iona	1	1				327	H	Delaware St.	3	1	
		153	A	Penn	0	4				217	H	George Washington	0	0	
		268	A	Rider	1	4				212	H	Bucknell	0	2	
		195	A	Towson	1	4				198	A	UMBC	1	0	
		180	H	Temple	0	1									

Non-Div. I Games:

Mt. St. Mary's

Average RPI Win:		0	WON-LOST		WINNING		LAST 10		STRENGTH OF		OPP. STRENGTH		TEAM		ADJ		CONF.		ADJ CONF.				
Average RPI Loss:		151	RECORD		PCT. RANK		GAMES		SCHEDULE		OF SCHEDULE		RPI		RPI		RPI		RPI				
DIV. I ONLY			0-8-1		.05556	317	0-8-1		114		245		281		.39685	280		12		12			
DIV. I NON-CONF.			0-6-1		.07143	312	0-6-1		66		287		269		.41182	268		12		12			
TOTALS		RPI 1-25		RPI 26-50		W-L RECORDS		RPI 51-100		RPI 101-150		RPI 150+											
0-8-1		0-0-0		0-0-0		OVERALL		0-2-0		0-2-0		0-4-1											
0-2-1		0-0-0		0-0-0		HOME		0-0-0		0-1-0		0-1-1											
0-4-0		0-0-0		0-0-0		AWAY		0-1-0		0-1-0		0-2-0											
0-2-0		0-0-0		0-0-0		NEUTRAL		0-1-0		0-0-0		0-1-0											
0-6-1		0-0-0		0-0-0		NON-CONFERENCE		0-1-0		0-2-0		0-3-1											
0-2-1		0-0-0		0-0-0		HOME		0-0-0		0-1-0		0-1-1											
0-2-0		0-0-0		0-0-		AWAY		0-0-0		0-1-0		0-1-0											
0-2-0		0-0-0		0-0-0		NEUTRAL		0-1-0		0-0-0		0-1-0											
0-2-0		0-0-0		0-0-0		CONFERENCE		0-1-0		0-0-0		0-1-0											
0-0-0		0-0-0		0-0-0		HOME		0-0-0		0-0-0		0-0-0											
0-2-0		0-0-0		0-0-0		AWAY		0-1-0		0-0-0		0-1-0											
0-0-0		0-0-0		0-0-0		NEUTRAL		0-0-0		0-0-0		0-0-0											
RPI	S	Opponent		Score		RPI	S	Opponent		Score		RPI	S	Opponent		Score							
								53	N	La Salle	0	1			115	A	Liberty	0	2				
								84	A	Marshall	0	1			131	H	Radford	0	1				
															153	H	Penn	2	2				
															173	N	Richmond	1	3				
															201	A	FIU	0	4				
															217	H	George Washington	1	2				
															235	A	George Mason	0	3				
LAST 10 GAMES																							
						235	A	George Mason	0	3	201	A	FIU	0	4								
						217	H	George Washington	1	2	84	A	Marshall	0	1								
						131	H	Radford	0	1	153	H	Penn	2	2								
						115	A	Liberty	0	2	53	N	La Salle	0	1								
						173	N	Richmond	1	3													

Non-Div. I Games:

Old Dominion

B
e
l
m
o
n
t

Belmont

Average RPI Win:		0	WON-LOST		WINNING		LAST 10		STRENGTH OF		OPP. STRENGTH		TEAM	ADJ		CONF.		ADJ CONF.		
Average RPI Loss:		204	RECORD		PCT. RANK		GAMES		SCHEDULE		OF SCHEDULE		RPI	RPI		RPI		RPI		
DIV. I ONLY			0-6-0		0	318	0-6-0		40		326		283	.39417		282	32	32		
DIV. I NON-CONF.			0-6-0		0	316	0-6-0		35		326		285	.39417		285	32	32		
TOTALS		RPI 1-25		RPI 26-50		W-L RECORDS		RPI 51-100		RPI 101-150		RPI 150+								
0-6-0		0-0-0		0-0-0		OVERALL		0-0-0		0-2-0		0-4-0								
0-3-0		0-0-0		0-0-0		HOME		0-0-0		0-1-0		0-2-0								
0-3-0		0-0-0		0-0-0		AWAY		0-0-0		0-1-0		0-2-0								
0-0-0		0-0-0		0-0-0		NEUTRAL		0-0-0		0-0-0		0-0-0								
0-6-0		0-0-0		0-0-0		NON-CONFERENCE		0-0-0		0-2-0		0-4-0								
0-3-0		0-0-0		0-0-0		HOME		0-0-0		0-1-0		0-2-0								
0-3-0		0-0-0		0-0-		AWAY		0-0-0		0-1-0		0-2-0								
0-0-0		0-0-0		0-0-0		NEUTRAL		0-0-0		0-0-0		0-0-0								
0-0-0		0-0-0		0-0-0		CONFERENCE		0-0-0		0-0-0		0-0-0								
0-0-0		0-0-0		0-0-0		HOME		0-0-0		0-0-0		0-0-0								
0-0-0		0-0-0		0-0-0		AWAY		0-0-0		0-0-0		0-0-0								
0-0-0		0-0-0		0-0-0		NEUTRAL		0-0-0		0-0-0		0-0-0								
RPI	S	Opponent		Score		RPI	S	Opponent		Score		RPI	S	Opponent		Score				
														142 A Nicholls St.		1	5			
														149 H Southern Miss.		0	6			
														208 H Southeastern La.		0	7			
														219 A Central Ark.		0	4			
														245 A La.-Lafayette		0	3			
														261 H La.-Monroe		1	2			
LAST 10 GAMES																				
						219 A Central Ark.	0	4	261 H La.-Monroe	1	2	245 A La.-Lafayette	0	3	142 A Nicholls St.	1	5	208 H Southeastern La.	0	7
																		149 H Southern Miss.	0	6

Non-Div. I Games: Delta St. 2 0

Mississippi Val.

Average RPI Win:	314	WON-LOST RECORD	WINNING PCT. RANK	LAST 10 GAMES	STRENGTH OF SCHEDULE	OPP. STRENGTH OF SCHEDULE	TEAM RPI	ADJ RPI	CONF. RPI	ADJ CONF. RPI	
Average RPI Loss:	166										
DIV. I ONLY		2-5-2	.33333 247	2-5-2	285	226	284	.39399 283	25	25	
DIV. I NON-CONF.		2-5-2	.33333 243	2-5-2	284	229	286	.39399 286	25	24	
<hr/>											
TOTALS	RPI 1-25		RPI 26-50	W-L RECORDS		RPI 51-100		RPI 101-150		RPI 150+	
2-5-2	0-0-0		0-0-0	OVERALL		0-0-0		0-3-0		2-2-2	
1-2-2	0-0-0		0-0-0	HOME		0-0-0		0-1-0		1-1-2	
1-3-0	0-0-0		0-0-0	AWAY		0-0-0		0-2-0		1-1-0	
0-0-0	0-0-0		0-0-0	NEUTRAL		0-0-0		0-0-0		0-0-0	
2-5-2	0-0-0		0-0-0	NON-CONFERENCE		0-0-0		0-3-0		2-2-2	
1-2-2	0-0-0		0-0-0	HOME		0-0-0		0-1-0		1-1-2	
1-3-0	0-0-0		0-0-	AWAY		0-0-0		0-2-0		1-1-0	
0-0-0	0-0-0		0-0-0	NEUTRAL		0-0-0		0-0-0		0-0-0	
0-0-0	0-0-0		0-0-0	CONFERENCE		0-0-0		0-0-0		0-0-0	
0-0-0	0-0-0		0-0-0	HOME		0-0-0		0-0-0		0-0-0	
0-0-0	0-0-0		0-0-0	AWAY		0-0-0		0-0-0		0-0-0	
0-0-0	0-0-0		0-0-0	NEUTRAL		0-0-0		0-0-0		0-0-0	
RPI	S	Opponent	Score	RPI	S	Opponent	Score	RPI	S	Opponent	Score
								104	A	Creighton	2 3
								108	A	UTEP	0 2
								125	H	Northern Colo.	0 4
								216	H	Missouri St.	1 1
								226	H	Montana	3 3
								239	H	Wyoming	1 2
								254	A	New Mexico St.	1 3
								303	H	North Dakota	2 0
								324	A	UNI	2 1
<hr/>											
				LAST 10 GAMES							
				216	H	Missouri St.	1 1	324	A	UNI	2 1
				104	A	Creighton	2 3	303	H	North Dakota	2 0
				226	H	Montana	3 3	125	H	Northern Colo.	0 4
				239	H	Wyoming	1 2	108	A	UTEP	0 2
								254	A	New Mexico St.	1 3

Non-Div. I Games:

Neb. Omaha

Average RPI Win:		309	WON-LOST RECORD		WINNING PCT. RANK		LAST 10 GAMES		STRENGTH OF SCHEDULE		OPP. STRENGTH OF SCHEDULE		TEAM RPI		ADJ RPI		CONF. RPI		ADJ CONF. RPI	
DIV. I ONLY			4-4-2		.5 146		4-3-2		324		208		285		.39337 284		21		21	
DIV. I NON-CONF.			3-4-1		.4375 198		3-3-1		322		235		301		.373 298		20		20	
TOTALS		RPI 1-25		RPI 26-50		W-L RECORDS		RPI 51-100		RPI 101-150		RPI 150+								
4-4-2		0-0-0		0-0-0		OVERALL		0-0-0		0-1-1		4-3-1								
2-1-2		0-0-0		0-0-0		HOME		0-0-0		0-1-1		2-0-1								
2-3-0		0-0-0		0-0-0		AWAY		0-0-0		0-0-0		2-3-0								
0-0-0		0-0-0		0-0-0		NEUTRAL		0-0-0		0-0-0		0-0-0								
3-4-1		0-0-0		0-0-0		NON-CONFERENCE		0-0-0		0-1-0		3-3-1								
1-1-1		0-0-0		0-0-0		HOME		0-0-0		0-1-0		1-0-1								
2-3-0		0-0-0		0-0-		AWAY		0-0-0		0-0-0		2-3-0								
0-0-0		0-0-0		0-0-0		NEUTRAL		0-0-0		0-0-0		0-0-0								
1-0-1		0-0-0		0-0-0		CONFERENCE		0-0-0		0-0-1		1-0-0								
1-0-1		0-0-0		0-0-0		HOME		0-0-0		0-0-1		1-0-0								
0-0-0		0-0-0		0-0-0		AWAY		0-0-0		0-0-0		0-0-0								
0-0-0		0-0-0		0-0-0		NEUTRAL		0-0-0		0-0-0		0-0-0								
RPI	S	Opponent		Score		RPI	S	Opponent		Score		RPI	S	Opponent		Score				
													S	Opponent		Score				
													S	Opponent		Score				
													S	Opponent		Score				
													S	Opponent		Score				
													S	Opponent		Score				
													S	Opponent		Score				
													S	Opponent		Score				
													S	Opponent		Score				
													S	Opponent		Score				
													S	Opponent		Score				
													S	Opponent		Score				
													S	Opponent		Score				
													S	Opponent		Score				
													S	Opponent		Score				
													S	Opponent		Score				
													S	Opponent		Score				
													S	Opponent		Score				
													S	Opponent		Score				
													S	Opponent		Score				
													S	Opponent		Score				
													S	Opponent		Score				
													S	Opponent		Score				
													S	Opponent		Score				
													S	Opponent		Score				
													S	Opponent		Score				
													S	Opponent		Score				
													S	Opponent		Score				
													S	Opponent		Score				
													S	Opponent		Score				
													S	Opponent		Score				
													S	Opponent		Score				
													S	Opponent		Score				
													S	Opponent		Score				
													S	Opponent		Score				
													S	Opponent		Score				
													S	Opponent		Score				
													S	Opponent		Score				
													S	Opponent		Score				
													S	Opponent		Score				
													S	Opponent		Score				
													S	Opponent		Score				
													S	Opponent		Score				
							</													

Non-Div. I Games:	Fresno Pacific	1	0
-------------------	----------------	---	---

Sacramento St.

Average RPI Win: 0		WON-LOST		WINNING		LAST 10		STRENGTH OF		OPP. STRENGTH		TEAM		ADJ		CONF.		ADJ CONF.	
Average RPI Loss: 167		RECORD		PCT. RANK		GAMES		SCHEDULE		OF SCHEDULE		RPI		RPI		RPI		RPI	
DIV. I ONLY		0-8-0		0 318		0-8-0		69		296		287		.39295 285		20		20	
DIV. I NON-CONF.		0-6-0		0 316		0-6-0		59		256		281		.40191 277		18		18	
TOTALS		RPI 1-25		RPI 26-50		W-L RECORDS		RPI 51-100		RPI 101-150		RPI 150+							
0-8-0		0-0-0		0-0-0		OVERALL		0-1-0		0-1-0		0-6-0							
0-2-0		0-0-0		0-0-0		HOME		0-0-0		0-1-0		0-1-0							
0-6-0		0-0-0		0-0-0		AWAY		0-1-0		0-0-0		0-5-0							
0-0-0		0-0-0		0-0-0		NEUTRAL		0-0-0		0-0-0		0-0-0							
0-6-0		0-0-0		0-0-0		NON-CONFERENCE		0-1-0		0-1-0		0-4-0							
0-2-0		0-0-0		0-0-0		HOME		0-0-0		0-1-0		0-1-0							
0-4-0		0-0-0		0-0-		AWAY		0-1-0		0-0-0		0-3-0							
0-0-0		0-0-0		0-0-0		NEUTRAL		0-0-0		0-0-0		0-0-0							
0-2-0		0-0-0		0-0-0		CONFERENCE		0-0-0		0-0-0		0-2-0							
0-0-0		0-0-0		0-0-0		HOME		0-0-0		0-0-0		0-0-0							
0-2-0		0-0-0		0-0-0		AWAY		0-0-0		0-0-0		0-2-0							
0-0-0		0-0-0		0-0-0		NEUTRAL		0-0-0		0-0-0		0-0-0							
RPI	S	Opponent		Score		RPI	S	Opponent		Score		RPI	S	Opponent		Score			

Average RPI Win: 242		WON-LOST RECORD	WINNING PCT. RANK	LAST 10 GAMES	STRENGTH OF SCHEDULE	OPP. STRENGTH OF SCHEDULE	TEAM RPI	ADJ RPI		CONF. RPI	ADJ CONF. RPI	
Average RPI Loss: 159												
DIV. I ONLY		2-8-0	.2 294	2-8-0	224	216	288	.39268	286	25	25	
DIV. I NON-CONF.		2-8-0	.2 290	2-8-0	223	218	288	.39268	287	25	24	
<hr/>												
TOTALS		RPI 1-25		RPI 26-50		W-L RECORDS		RPI 51-100		RPI 101-150		RPI 150+
2-8-0		0-0-0		0-0-0		OVERALL		0-1-0		0-2-0		2-5-0
2-4-0		0-0-0		0-0-0		HOME		0-0-0		0-1-0		2-3-0
0-4-0		0-0-0		0-0-0		AWAY		0-1-0		0-1-0		0-2-0
0-0-0		0-0-0		0-0-0		NEUTRAL		0-0-0		0-0-0		0-0-0
2-8-0		0-0-0		0-0-0		NON-CONFERENCE		0-1-0		0-2-0		2-5-0
2-4-0		0-0-0		0-0-0		HOME		0-0-0		0-1-0		2-3-0
0-4-0		0-0-0		0-0-		AWAY		0-1-0		0-1-0		0-2-0
0-0-0		0-0-0		0-0-0		NEUTRAL		0-0-0		0-0-0		0-0-0
0-0-0		0-0-0		0-0-0		CONFERENCE		0-0-0		0-0-0		0-0-0
0-0-0		0-0-0		0-0-0		HOME		0-0-0		0-0-0		0-0-0
0-0-0		0-0-0		0-0-0		AWAY		0-0-0		0-0-0		0-0-0
0-0-0		0-0-0		0-0-0		NEUTRAL		0-0-0		0-0-0		0-0-0
RPI	S	Opponent	Score	RPI	S	Opponent	Score	RPI	S	Opponent	Score	
								</				

Non-Div. I Games:

IPFW

Average RPI Win: 236		WON-LOST	WINNING	LAST 10	STRENGTH OF		OPP. STRENGTH	TEAM	ADJ		CONF.	ADJ CONF.		
Average RPI Loss: 184		RECORD	PCT. RANK	GAMES	SCHEDULE		OF SCHEDULE	RPI	RPI		RPI	RPI		
DIV. I ONLY		1-8-0	.11111 311	1-8-0	113		318	282	.39199 287	19	19			
DIV. I NON-CONF.		1-4-0	.2 290	1-4-0	308		259	315	.33827 315	22	22			
TOTALS		RPI 1-25		RPI 26-50		W-L RECORDS		RPI 51-100		RPI 101-150		RPI 150+		
1-8-0	0-0-0	0-0-0		OVERALL		0-2-0		0-1-0		1-5-0				
0-4-0	0-0-0	0-0-0		HOME		0-0-0		0-1-0		0-3-0				
1-3-0	0-0-0	0-0-0		AWAY		0-0-0		0-0-0		1-0-0				
0-1-0	0-0-0	0-0-0		NEUTRAL		0-1-0		0-0-0		0-0-0				
1-4-0	0-0-0	0-0-0		NON-CONFERENCE		0-1-0		0-0-0		1-3-0				
0-2-0	0-0-0	0-0-0		HOME		0-0-0		0-0-0		0-2-0				
1-1-0	0-0-0	0-0-		AWAY		0-0-0		0-0-0		1-1-0				
0-1-0	0-0-0	0-0-0		NEUTRAL		0-1-0		0-0-0		0-0-0				
0-4-0	0-0-0	0-0-0		CONFERENCE		0-1-0		0-1-0		0-2-0				
0-2-0	0-0-0	0-0-0		HOME		0-0-0		0-1-0		0-1-0				
0-2-0	0-0-0	0-0-0		AWAY		0-1-0		0-0-0		0-1-0				
0-0-0	0-0-0	0-0-0		NEUTRAL		0-0-0		0-0-0		0-0-0				
RPI	S	Opponent		Score	RPI	S	Opponent		Score	RPI	S	Opponent		Score
							</							

Non-Div. I Games: Dallas Baptist 3 4

A&M-Corpus Christi

Average RPI Win: 248		WON-LOST	WINNING	LAST 10	STRENGTH OF	OPP. STRENGTH	TEAM	ADJ	CONF.	ADJ CONF.	
Average RPI Loss: 183		RECORD	PCT. RANK	GAMES	SCHEDULE	OF SCHEDULE	RPI	RPI	RPI	RPI	
DIV. I ONLY		2-9-0	.18182 300	2-8-0	193	283	286	.38936 288	29	29	
DIV. I NON-CONF.		1-7-0	.125 305	1-6-0	219	270	307	.3639 306	29	29	
<hr/>											
TOTALS		RPI 1-25	RPI 26-50		W-L RECORDS		RPI 51-100		RPI 101-150		RPI 150+
2-9-0		0-0-0	0-0-0		OVERALL		0-2-0		0-1-0		2-6-0
1-4-0		0-0-0	0-0-0		HOME		0-1-0		0-0-0		1-3-0
1-4-0		0-0-0	0-0-0		AWAY		0-1-0		0-0-0		1-3-0
0-1-0		0-0-0	0-0-0		NEUTRAL		0-0-0		0-1-0		0-0-0
<hr/>											
1-7-0		0-0-0	0-0-0		NON-CONFERENCE		0-1-0		0-1-0		1-5-0
0-3-0		0-0-0	0-0-0		HOME		0-0-0		0-0-0		0-3-0
1-3-0		0-0-0	0-0-		AWAY		0-1-0		0-0-0		1-2-0
0-1-0		0-0-0	0-0-0		NEUTRAL		0-0-0		0-1-0		0-0-0
<hr/>											
1-2-0		0-0-0	0-0-0		CONFERENCE		0-1-0		0-0-0		1-1-0
1-1-0		0-0-0	0-0-0		HOME		0-1-0		0-0-0		1-0-0
0-1-0		0-0-0	0-0-0		AWAY		0-0-0		0-0-0		0-1-0
0-0-0		0-0-0	0-0-0		NEUTRAL		0-0-0		0-0-0		0-0-0
<hr/>											
RPI S	Opponent	Score	RPI S	Opponent	Score	RPI S	Opponent	Score	RPI S	Opponent	Score
						58 H	Monmouth	0 1	139 N	Jacksonville	2 3
						61 A	South Fla.	0 3	164 A	Binghamton	1 3
									197 A	Buffalo	2 1
									204 H	Duquesne	0 1
									213 H	Ohio	1 2
									232 A	Marist	0 1
									259 A	Robert Morris	1 2
									298 H	Manhattan	2 1
									317 H	Youngstown St.	1 2
						<hr/>					
			LAST 10 GAMES								
			197 A	Buffalo	2 1	298 H	Manhattan	2 1			
			204 H	Duquesne	0 1	232 A	Marist	0 1			
			164 A	Binghamton	1 3	58 H	Monmouth	0 1			
			213 H	Ohio	1 2	139 N	Jacksonville	2 3			
			61 A	South Fla.	0 3	259 A	Robert Morris	1 2			

Non-Div. I Games:

Niagara

Average RPI Win: 275		WON-LOST RECORD		WINNING PCT. RANK		LAST 10 GAMES		STRENGTH OF SCHEDULE		OPP. STRENGTH OF SCHEDULE		TEAM RPI		ADJ RPI		CONF. RPI		ADJ CONF. RPI	
DIV. I ONLY		4-5-1		.45 187		4-5-1		321		224		290		.386 289		25		25	
DIV. I NON-CONF.		4-5-1		.45 185		4-5-1		319		227		292		.386 291		25		24	
TOTALS		RPI 1-25		RPI 26-50		W-L RECORDS		RPI 51-100		RPI 101-150		RPI 150+							
4-5-1		0-0-0		0-0-0		OVERALL		0-0-0		1-1-0		3-4-1							
1-1-0		0-0-0		0-0-0		HOME		0-0-0		0-0-0		1-1-0							
2-4-1		0-0-0		0-0-0		AWAY		0-0-0		1-1-0		1-3-1							
1-0-0		0-0-0		0-0-0		NEUTRAL		0-0-0		0-0-0		1-0-0							
4-5-1		0-0-0		0-0-0		NON-CONFERENCE		0-0-0		1-1-0		3-4-1							
1-1-0		0-0-0		0-0-0		HOME		0-0-0		0-0-0		1-1-0							
2-4-1		0-0-0		0-0-		AWAY		0-0-0		1-1-0		1-3-1							
1-0-0		0-0-0		0-0-0		NEUTRAL		0-0-0		0-0-0		1-0-0							
0-0-0		0-0-0		0-0-0		CONFERENCE		0-0-0		0-0-0		0-0-0							
0-0-0		0-0-0		0-0-0		HOME		0-0-0		0-0-0		0-0-0							
0-0-0		0-0-0		0-0-0		AWAY		0-0-0		0-0-0		0-0-0							
0-0-0		0-0-0		0-0-0		NEUTRAL		0-0-0		0-0-0		0-0-0							
RPI	S	Opponent		Score		RPI	S	Opponent		Score		RPI	S	Opponent		Score			

Non-Div. I Games:

Western Ill.

Average RPI Win: 288		WON-LOST RECORD		WINNING PCT. RANK		LAST 10 GAMES		STRENGTH OF SCHEDULE		OPP. STRENGTH OF SCHEDULE		TEAM RPI		ADJ RPI		CONF. RPI		ADJ CONF. RPI		
DIV. I ONLY		2-8-0		.2 294		2-8-0		233		223		289		.3847 290		30		30		
DIV. I NON-CONF.		0-7-0		0 316		0-7-0		167		180		305		.36406 304		30		30		
TOTALS		RPI 1-25		RPI 26-50		W-L RECORDS		RPI 51-100		RPI 101-150		RPI 150+								
2-8-0		0-0-0		0-1-0		OVERALL		0-1-0		0-2-0		2-4-0								
2-3-0		0-0-0		0-0-0		HOME		0-0-0		0-1-0		2-2-0								
0-5-0		0-0-0		0-1-0		AWAY		0-1-0		0-1-0		0-2-0								
0-0-0		0-0-0		0-0-0		NEUTRAL		0-0-0		0-0-0		0-0-0								
0-7-0		0-0-0		0-1-0		NON-CONFERENCE		0-1-0		0-2-0		0-3-0								
0-2-0		0-0-0		0-0-0		HOME		0-0-0		0-1-0		0-1-0								
0-5-0		0-0-0		0-0-		AWAY		0-1-0		0-1-0		0-2-0								
0-0-0		0-0-0		0-0-0		NEUTRAL		0-0-0		0-0-0		0-0-0								
2-1-0		0-0-0		0-0-0		CONFERENCE		0-0-0		0-0-0		2-1-0								
2-1-0		0-0-0		0-0-0		HOME		0-0-0		0-0-0		2-1-0								
0-0-0		0-0-0		0-0-0		AWAY		0-0-0		0-0-0		0-0-0								
0-0-0		0-0-0		0-0-0		NEUTRAL		0-0-0		0-0-0		0-0-0								
RPI	S	Opponent		Score		RPI	S	Opponent		Score		RPI	S	Opponent		Score				
				33	A	Washington St.		0	5	85	A	Weber St.		0	3	104	A	Creighton	1	6
																110	H	UNLV	0	1
																176	A	Idaho St.	0	2
																184	H	UMKC	1	2
																254	H	New Mexico St.	3	2
																278	A	North Dakota St.	2	3
																291	H	Eastern Wash.	1	2
																321	H	Grand Canyon	3	1
LAST 10 GAMES																				
				110	H	UNLV		0	1	184	H	UMKC		1	2					
				291	H	Eastern Wash.		1	2	254	H	New Mexico St.		3	2					
				104	A	Creighton		1	6	321	H	Grand Canyon		3	1					
				278	A	North Dakota St.		2	3	176	A	Idaho St.		0	2					
				33	A	Washington St.		0	5	85	A	Weber St.		0	3					

Non-Div. I Games:

Idaho

Average RPI Win: 284		WON-LOST	WINNING	LAST 10	STRENGTH OF		OPP. STRENGTH	TEAM	ADJ		CONF.	ADJ CONF.
Average RPI Loss: 171		RECORD	PCT. RANK	GAMES	SCHEDULE		OF SCHEDULE	RPI	RPI		RPI	RPI
DIV. I ONLY		2-9-0	.18182 300	2-8-0	217		268	293	.38413 291		21	21
DIV. I NON-CONF.		2-7-0	.22222 283	2-6-0	230		288	294	.38345 293		20	20
TOTALS		RPI 1-25	RPI 26-50		W-L RECORDS		RPI 51-100		RPI 101-150		RPI 150+	
2-9-0		0-0-0	0-1-0		OVERALL		0-1-0		0-1-0		2-6-0	
0-3-0		0-0-0	0-0-0		HOME		0-0-0		0-1-0		0-2-0	
2-4-0		0-0-0	0-1-0		AWAY		0-1-0		0-0-0		2-2-0	
0-2-0		0-0-0	0-0-0		NEUTRAL		0-0-0		0-0-0		0-2-0	
2-7-0		0-0-0	0-1-0		NON-CONFERENCE		0-0-0		0-1-0		2-5-0	
0-3-0		0-0-0	0-0-0		HOME		0-0-0		0-1-0		0-2-0	
2-2-0		0-0-0	0-0-		AWAY		0-0-0		0-0-0		2-1-0	
0-2-0		0-0-0	0-0-0		NEUTRAL		0-0-0		0-0-0		0-2-0	
0-2-0		0-0-0	0-0-0		CONFERENCE		0-1-0		0-0-0		0-1-0	
0-0-0		0-0-0	0-0-0		HOME		0-0-0		0-0-0		0-0-0	
0-2-0		0-0-0	0-0-0		AWAY		0-1-0		0-0-0		0-1-0	
0-0-0		0-0-0	0-0-0		NEUTRAL		0-0-0		0-0-0		0-0-0	
RPI S	Opponent	Score	RPI S	Opponent	Score	RPI S	Opponent	Score	RPI S	Opponent	Score	
			33 A	Washington St.	0 1	85 A	Weber St.	0 3	105 H	Seattle	0 2	
									176 A	Idaho St.	0 1	
									185 N	Nevada	0 2	
									220 N	SIU Edwardsville	1 2	
									241 A	Gonzaga	0 3	
									241 H	Gonzaga	0 1	
									250 H	Fresno St.	2 3	
									278 A	North Dakota St.	3 0	
									290 A	Idaho	2 1	
LAST 10 GAMES												
			220 N	SIU Edwardsville	1 2	85 A	Weber St.	0 3				
			241 A	Gonzaga	0 3	176 A	Idaho St.	0 1				
			290 A	Idaho	2 1	278 A	North Dakota St.	3 0				
			250 H	Fresno St.	2 3	185 N	Nevada	0 2				
			33 A	Washington St.	0 1	105 H	Seattle	0 2				

Non-Div. I Games:

Eastern Wash.

Average RPI Win: 301		WON-LOST RECORD	WINNING PCT. RANK		LAST 10 GAMES	STRENGTH OF SCHEDULE	OPP. STRENGTH OF SCHEDULE	TEAM RPI	ADJ RPI	CONF. RPI	ADJ CONF. RPI			
Average RPI Loss: 189														
DIV. I ONLY		4-7-0	.36364	234	3-7-0	304	274	291	.38141	292	23	23		
DIV. I NON-CONF.		4-6-0	.4	215	3-6-0	306	283	287	.38794	289	23	23		
<hr/>														
TOTALS		RPI 1-25		RPI 26-50		W-L RECORDS		RPI 51-100		RPI 101-150		RPI 150+		
4-7-0		0-0-0		0-0-0		OVERALL		0-1-0		0-2-0		4-4-0		
3-2-0		0-0-0		0-0-0		HOME		0-0-0		0-0-0		3-2-0		
1-5-0		0-0-0		0-0-0		AWAY		0-1-0		0-2-0		1-2-0		
0-0-0		0-0-0		0-0-0		NEUTRAL		0-0-0		0-0-0		0-0-0		
4-6-0		0-0-0		0-0-0		NON-CONFERENCE		0-1-0		0-2-0		4-3-0		
3-1-0		0-0-0		0-0-0		HOME		0-0-0		0-0-0		3-1-0		
1-5-0		0-0-0		0-0-		AWAY		0-1-0		0-2-0		1-2-0		
0-0-0		0-0-0		0-0-0		NEUTRAL		0-0-0		0-0-0		0-0-0		
0-1-0		0-0-0		0-0-0		CONFERENCE		0-0-0		0-0-0		0-1-0		
0-1-0		0-0-0		0-0-0		HOME		0-0-0		0-0-0		0-1-0		
0-0-0		0-0-0		0-0-0		AWAY		0-0-0		0-0-0		0-0-0		
0-0-0		0-0-0		0-0-0		NEUTRAL		0-0-0		0-0-0		0-0-0		
RPI	S	Opponent		Score	RPI	S	Opponent		Score	RPI	S	Opponent		Score
							81	A Auburn	0 3	109	A UAB	2	6	
										143	A Kennesaw St.	0	2	
										181	H Texas St.	1	2	
										247	H Louisiana Tech	0	2	
										260	A Stetson	1	2	
										275	H Murray St.	4	2	
										304	A Jacksonville St.	0	1	
										308	H Gardner-Webb	3	1	
										309	A Alabama St.	3	0	
										312	H Jackson St.	5	0	
<hr/>														
LAST 10 GAMES														
										275	H Murray St.	4	2	
										304	A Jacksonville St.	0	1	
										81	A Auburn	0	3	
										109	A UAB	2	6	
										312	H Jackson St.	5	0	
										181	H Texas St.	1	2	
										143	A Kennesaw St.	0	2	
										308	H Gardner-Webb	3	1	
										247	H Louisiana Tech	0	2	
										260	A Stetson	1	2	

Non-Div. I Games:

Troy

Average RPI Win: 255		WON-LOST RECORD		WINNING PCT. RANK		LAST 10 GAMES		STRENGTH OF SCHEDULE		OPP. STRENGTH OF SCHEDULE		TEAM RPI		ADJ RPI		CONF. RPI		ADJ CONF. RPI					
Average RPI Loss: 209																							
DIV. I ONLY		1-6-3		.25 283		1-6-3		250		285		292		.3814 293		14		14					
DIV. I NON-CONF.		0-5-3		.1875 293		0-5-3		196		296		291		.3829 294		14		14					
TOTALS		RPI 1-25		RPI 26-50		W-L RECORDS		RPI 51-100		RPI 101-150		RPI 150+											
1-6-3		0-0-0		0-0-0		OVERALL		0-0-0		0-1-0		1-5-3											
0-3-1		0-0-0		0-0-0		HOME		0-0-0		0-0-0		0-3-1											
1-2-1		0-0-0		0-0-0		AWAY		0-0-0		0-1-0		1-1-1											
0-1-1		0-0-0		0-0-0		NEUTRAL		0-0-0		0-0-0		0-1-1											
0-5-3		0-0-0		0-0-0		NON-CONFERENCE		0-0-0		0-1-0		0-4-3											
0-2-1		0-0-0		0-0-0		HOME		0-0-0		0-0-0		0-2-1											
0-2-1		0-0-0		0-0-		AWAY		0-0-0		0-1-0		0-1-1											
0-1-1		0-0-0		0-0-0		NEUTRAL		0-0-0		0-0-0		0-1-1											
1-1-0		0-0-0		0-0-0		CONFERENCE		0-0-0		0-0-0		1-1-0											
0-1-0		0-0-0		0-0-0		HOME		0-0-0		0-0-0		0-1-0											
1-0-0		0-0-0		0-0-0		AWAY		0-0-0		0-0-0		1-0-0											
0-0-0		0-0-0		0-0-0		NEUTRAL		0-0-0		0-0-0		0-0-0											
RPI	S	Opponent		Score		RPI	S	Opponent		Score		RPI	S	Opponent		Score		RPI	S	Opponent		Score	
								</															

Non-Div. I Games:

Holy Cross

Average RPI Win:	308	WON-LOST	WINNING	LAST 10	STRENGTH OF	OPP. STRENGTH	TEAM	ADJ	CONF.	ADJ CONF.			
Average RPI Loss:	141	RECORD	PCT. RANK	GAMES	SCHEDULE	OF SCHEDULE	RPI	RPI	RPI	RPI			
DIV. I ONLY	3-5-0	.375	225	3-5-0	319	144	299	.38132	294	26	26		
DIV. I NON-CONF.	3-3-0	.5	146	3-3-0	326	92	295	.38488	292	27	27		
<hr/>													
TOTALS	RPI 1-25	RPI 26-50		W-L RECORDS		RPI 51-100		RPI 101-150		RPI 150+			
3-5-0	0-0-0	0-0-0		OVERALL		0-2-0		0-1-0		3-2-0			
1-0-0	0-0-0	0-0-0		HOME		0-0-0		0-0-0		1-0-0			
1-4-0	0-0-0	0-0-0		AWAY		0-2-0		0-1-0		1-1-0			
1-1-0	0-0-0	0-0-0		NEUTRAL		0-0-0		0-0-0		1-1-0			
3-3-0	0-0-0	0-0-0		NON-CONFERENCE		0-2-0		0-0-0		3-1-0			
1-0-0	0-0-0	0-0-0		HOME		0-0-0		0-0-0		1-0-0			
1-2-0	0-0-0	0-0-		AWAY		0-2-0		0-0-0		1-0-0			
1-1-0	0-0-0	0-0-0		NEUTRAL		0-0-0		0-0-0		1-1-0			
0-2-0	0-0-0	0-0-0		CONFERENCE		0-0-0		0-1-0		0-1-0			
0-0-0	0-0-0	0-0-0		HOME		0-0-0		0-0-0		0-0-0			
0-2-0	0-0-0	0-0-0		AWAY		0-0-0		0-1-0		0-1-0			
0-0-0	0-0-0	0-0-0		NEUTRAL		0-0-0		0-0-0		0-0-0			
RPI	S	Opponent	Score	RPI	S	Opponent	Score	RPI	S	Opponent	Score		
						78 A	VCU	0	4	115 A	Liberty	0	7
						84 A	Marshall	0	3	173 N	Richmond	0	2
										257 A	UNC Asheville	0	1
										287 A	A&M-Corpus Christi	2	1
										316 N	Texas Southern	4	3
										322 H	Francis Marion	3	2
						</							

Non-Div. I Games: Mount Olive 6 0

Campbell

Average RPI Win:		311	WON-LOST		WINNING		LAST 10		STRENGTH OF		OPP. STRENGTH		TEAM		ADJ		CONF.		ADJ CONF.	
Average RPI Loss:		187	RECORD		PCT. RANK		GAMES		SCHEDULE		OF SCHEDULE		RPI		RPI		RPI		RPI	
DIV. I ONLY			3-6-1		.35		240		3-6-1		306		282		297		.38006		295	
DIV. I NON-CONF.			3-4-1		.4375		198		3-4-1		323		274		308		.36031		307	
TOTALS		RPI 1-25		RPI 26-50		W-L RECORDS		RPI 51-100		RPI 101-150		RPI 150+								
3-6-1		0-0-0		0-0-0		OVERALL		0-0-0		0-2-0		3-4-1								
3-2-0		0-0-0		0-0-0		HOME		0-0-0		0-1-0		3-1-0								
0-4-1		0-0-0		0-0-0		AWAY		0-0-0		0-1-0		0-3-1								
0-0-0		0-0-0		0-0-0		NEUTRAL		0-0-0		0-0-0		0-0-0								
3-4-1		0-0-0		0-0-0		NON-CONFERENCE		0-0-0		0-0-0		3-4-1								
3-1-0		0-0-0		0-0-0		HOME		0-0-0		0-0-0		3-1-0								
0-3-1		0-0-0		0-0-		AWAY		0-0-0		0-0-0		0-3-1								
0-0-0		0-0-0		0-0-0		NEUTRAL		0-0-0		0-0-0		0-0-0								
0-2-0		0-0-0		0-0-0		CONFERENCE		0-0-0		0-2-0		0-0-0								
0-1-0		0-0-0		0-0-0		HOME		0-0-0		0-1-0		0-0-0								
0-1-0		0-0-0		0-0-0		AWAY		0-0-0		0-1-0		0-0-0								
0-0-0		0-0-0		0-0-0		NEUTRAL		0-0-0		0-0-0		0-0-0								
RPI	S	Opponent		Score		RPI	S	Opponent		Score		RPI	S	Opponent		Score				

Non-Div. I Games:

Charleston So.

Average RPI Win:	286	WON-LOST RECORD	WINNING PCT. RANK	LAST 10 GAMES	STRENGTH OF SCHEDULE	OPP. STRENGTH OF SCHEDULE	TEAM RPI	ADJ RPI	CONF. RPI	ADJ CONF. RPI	
Average RPI Loss:	232										
DIV. I ONLY		3-5-0	.375 225	3-5-0	307	299	294	.37978 296	13	13	
DIV. I NON-CONF.		3-3-0	.5 146	3-3-0	271	324	254	.42278 256	13	13	
<hr/>											
TOTALS	RPI 1-25	RPI 26-50		W-L RECORDS	RPI 51-100		RPI 101-150		RPI 150+		
3-5-0	0-0-0	0-0-0		OVERALL	0-0-0		0-1-0		3-4-0		
1-3-0	0-0-0	0-0-0		HOME	0-0-0		0-1-0		1-2-0		
1-2-0	0-0-0	0-0-0		AWAY	0-0-0		0-0-0		1-2-0		
1-0-0	0-0-0	0-0-0		NEUTRAL	0-0-0		0-0-0		1-0-0		
<hr/>											
3-3-0	0-0-0	0-0-0		NON-CONFERENCE	0-0-0		0-1-0		3-2-0		
1-1-0	0-0-0	0-0-0		HOME	0-0-0		0-1-0		1-0-0		
1-2-0	0-0-0	0-0-		AWAY	0-0-0		0-0-0		1-2-0		
1-0-0	0-0-0	0-0-0		NEUTRAL	0-0-0		0-0-0		1-0-0		
<hr/>											
0-2-0	0-0-0	0-0-0		CONFERENCE	0-0-0		0-0-0		0-2-0		
0-2-0	0-0-0	0-0-0		HOME	0-0-0		0-0-0		0-2-0		
0-0-0	0-0-0	0-0-0		AWAY	0-0-0		0-0-0		0-0-0		
0-0-0	0-0-0	0-0-0		NEUTRAL	0-0-0		0-0-0		0-0-0		
<hr/>											
RPI S	Opponent	Score	RPI S	Opponent	Score	RPI S	Opponent	Score	RPI S	Opponent	Score
									127 H	Austin Peay	0 4
									182 H	Davidson	2 3
									234 H	Ga. Southern	1 2
									257 H	UNC Asheville	2 1
									299 A	Tennessee Tech	2 1
									301 N	South Carolina St.	5 1
									308 A	Gardner-Webb	0 3
									309 A	Alabama St.	2 3
<hr/>											
			LAST 10 GAMES								
			257 H UNC Asheville			2 1	234 H Ga. Southern			1 2	
			309 A Alabama St.			2 3	182 H Davidson			2 3	
			127 H Austin Peay			0 4	299 A Tennessee Tech			2 1	
							301 N South Carolina St.			5 1	
							308 A Gardner-Webb			0 3	

Non-Div. I Games:	Tenn. Temple	5	0
--------------------------	---------------------	----------	----------

Chattanooga

Average RPI Win: 293		WON-LOST RECORD	WINNING PCT. RANK		LAST 10 GAMES		STRENGTH OF SCHEDULE		OPP. STRENGTH OF SCHEDULE		TEAM RPI	ADJ RPI	CONF. RPI	ADJ CONF. RPI	
Average RPI Loss: 223			2-5-1	.3125	267	2-5-1	275	314	298	.37961	297	31	31		
DIV. I ONLY		2-5-1	.3125	256	2-5-1	275	314	298	.37961	297	31	31			
DIV. I NON-CONF.		2-5-1	.3125	256	2-5-1	275	314	298	.37961	297	31	31			
TOTALS		RPI 1-25		RPI 26-50		W-L RECORDS		RPI 51-100		RPI 101-150		RPI 150+			
2-5-1		0-0-0		0-0-0		OVERALL		0-0-0		0-0-0		2-5-1			
2-3-0		0-0-0		0-0-0		HOME		0-0-0		0-0-0		2-3-0			
0-2-1		0-0-0		0-0-0		AWAY		0-0-0		0-0-0		0-2-1			
0-0-0		0-0-0		0-0-0		NEUTRAL		0-0-0		0-0-0		0-0-0			
2-5-1		0-0-0		0-0-0		NON-CONFERENCE		0-0-0		0-0-0		2-5-1			
2-3-0		0-0-0		0-0-0		HOME		0-0-0		0-0-0		2-3-0			
0-2-1		0-0-0		0-0-		AWAY		0-0-0		0-0-0		0-2-1			
0-0-0		0-0-0		0-0-0		NEUTRAL		0-0-0		0-0-0		0-0-0			
0-0-0		0-0-0		0-0-0		CONFERENCE		0-0-0		0-0-0		0-0-0			
0-0-0		0-0-0		0-0-0		HOME		0-0-0		0-0-0		0-0-0			
0-0-0		0-0-0		0-0-0		AWAY		0-0-0		0-0-0		0-0-0			
0-0-0		0-0-0		0-0-0		NEUTRAL		0-0-0		0-0-0		0-0-0			
RPI	S	Opponent	Score	RPI	S	Opponent	Score	RPI	S	Opponent	Score	RPI	S	Opponent	Score
												161	H	Wagner	2 3
												191	A	Longwood	0 0
												198	A	UMBC	0 3
												217	H	George Washington	1 3
												228	H	American	0 1
												259	H	Robert Morris	1 0
												313	A	Prairie View	0 2
												326	H	VMI	2 0
LAST 10 GAMES															
												217	H	George Washington	1 3
												313	A	Prairie View	0 2
												191	A	Longwood	0 0
												198	A	UMBC	0 3
												326	H	VMI	2 0
												228	H	American	0 1

Non-Div. I Games:

Howard

Average RPI Win:	271	WON-LOST RECORD	WINNING PCT. RANK	LAST 10 GAMES	STRENGTH OF SCHEDULE	OPP. STRENGTH OF SCHEDULE	TEAM RPI	ADJ RPI	CONF. RPI	ADJ CONF. RPI	
DIV. I ONLY	3-7-1	.31818	257	2-7-1	293	292	301	.37893	298	29	29
DIV. I NON-CONF.	3-5-0	.375	230	2-5-0	251	291	267	.41231	265	29	29
TOTALS	RPI 1-25	RPI 26-50	W-L RECORDS	RPI 51-100	RPI 101-150	RPI 150+					
3-7-1	0-0-0	0-0-0	OVERALL	0-0-0	0-0-0	3-7-1					
2-2-1	0-0-0	0-0-0	HOME	0-0-0	0-0-0	2-2-1					
1-5-0	0-0-0	0-0-0	AWAY	0-0-0	0-0-0	1-5-0					
0-0-0	0-0-0	0-0-0	NEUTRAL	0-0-0	0-0-0	0-0-0					
3-5-0	0-0-0	0-0-0	NON-CONFERENCE	0-0-0	0-0-0	3-5-0					
2-2-0	0-0-0	0-0-0	HOME	0-0-0	0-0-0	2-2-0					
1-3-0	0-0-0	0-0-	AWAY	0-0-	0-0-0	1-3-0					
0-0-0	0-0-0	0-0-0	NEUTRAL	0-0-0	0-0-0	0-0-0					
0-2-1	0-0-0	0-0-0	CONFERENCE	0-0-0	0-0-0	0-2-1					
0-0-1	0-0-0	0-0-0	HOME	0-0-0	0-0-0	0-0-1					
0-2-0	0-0-0	0-0-0	AWAY	0-0-0	0-0-0	0-2-0					
0-0-0	0-0-0	0-0-0	NEUTRAL	0-0-0	0-0-0	0-0-0					
RPI	S	Opponent	Score	RPI	S	Opponent	Score	RPI	S	Opponent	Score
								155	A	Lafayette	1 2
								161	A	Wagner	1 2
								164	H	Binghamton	0 1
								188	H	Columbia	2 3
								193	H	Fordham	2 1
								232	A	Marist	0 1
								265	H	Iona	1 1
								271	A	Rhode Island	1 3
								288	A	Niagara	1 2
								293	A	Holy Cross	1 0
								327	H	Delaware St.	2 0
LAST 10 GAMES											
								288	A	Niagara	1 2
								265	H	Iona	1 1
								232	A	Marist	0 1
								327	H	Delaware St.	2 0
								155	A	Lafayette	1 2
								161	A	Wagner	1 2
								271	A	Rhode Island	1 3
								188	H	Columbia	2 3
								293	A	Holy Cross	1 0
								164	H	Binghamton	0 1

Non-Div. I Games:

Manhattan

Average RPI Win:	226	WON-LOST	WINNING	LAST 10	STRENGTH OF	OPP. STRENGTH	TEAM	ADJ	CONF.	ADJ CONF.					
Average RPI Loss:	223	RECORD	PCT. RANK	GAMES	SCHEDULE	OF SCHEDULE	RPI	RPI	RPI	RPI					
DIV. I ONLY		2-8-0	.2	294	2-7-0	201	324	296	.37728	299	28	28			
DIV. I NON-CONF.		1-7-0	.125	305	1-6-0	179	317	300	.36742	301	28	28			

TOTALS	RPI 1-25	RPI 26-50		W-L RECORDS		RPI 51-100		RPI 101-150		RPI 150+					
2-8-0	0-0-0	0-0-0		OVERALL		0-0-0		0-2-0		2-6-0					
0-3-0	0-0-0	0-0-0		HOME		0-0-0		0-0-0		0-3-0					
2-4-0	0-0-0	0-0-0		AWAY		0-0-0		0-1-0		2-3-0					
0-1-0	0-0-0	0-0-0		NEUTRAL		0-0-0		0-1-0		0-0-0					
1-7-0	0-0-0	0-0-0		NON-CONFERENCE		0-0-0		0-2-0		1-5-0					
0-3-0	0-0-0	0-0-0		HOME		0-0-0		0-0-0		0-3-0					
1-3-0	0-0-0	0-0-		AWAY		0-0-0		0-1-0		1-2-0					
0-1-0	0-0-0	0-0-0		NEUTRAL		0-0-0		0-1-0		0-0-0					
1-1-0	0-0-0	0-0-0		CONFERENCE		0-0-0		0-0-0		1-1-0					
0-0-0	0-0-0	0-0-0		HOME		0-0-0		0-0-0		0-0-0					
1-1-0	0-0-0	0-0-0		AWAY		0-0-0		0-0-0		1-1-0					
0-0-0	0-0-0	0-0-0		NEUTRAL		0-0-0		0-0-0		0-0-0					
RPI	S	Opponent	Score	RPI	S	Opponent	Score	RPI	S	Opponent	Score				
								129	A	Middle Tenn.	0	3			
								143	N	Kennesaw St.	0	1			
								159	A	Ball St.	0	2			
								160	H	Evansville	1	2			
								220	A	SIU Edwardsville	1	0			
								231	A	East Tenn. St.	1	0			
								270	A	Northern Ky.	0	1			
								296	H	Chattanooga	1	2			
								309	H	Alabama St.	2	3			
								315	A	Eastern Ill.	2	4			
LAST 10 GAMES															
						315	A	Eastern Ill.	2	4	129	A	Middle Tenn.	0	3
						220	A	SIU Edwardsville	1	0	159	A	Ball St.	0	2
						231	A	East Tenn. St.	1	0	270	A	Northern Ky.	0	1
						296	H	Chattanooga	1	2	309	H	Alabama St.	2	3
						143	N	Kennesaw St.	0	1	160	H	Evansville	1	2

Non-Div. I Games: Findlay 3 1

Tennessee Tech

Average RPI Win: 315		WON-LOST	WINNING	LAST 10	STRENGTH OF		OPP. STRENGTH	TEAM	ADJ	CONF.	ADJ CONF.
Average RPI Loss: 176		RECORD	PCT. RANK	GAMES	SCHEDULE		OF SCHEDULE	RPI	RPI	RPI	RPI
DIV. I ONLY		1-7-1	.16667	304	1-7-1		209	301	300	.3766	300
DIV. I NON-CONF.		1-5-1	.21429	287	1-5-1		211	311	296	.38032	295
TOTALS		RPI 1-25	RPI 26-50		W-L RECORDS		RPI 51-100		RPI 101-150		RPI 150+
1-7-1	0-0-0	0-0-0		OVERALL		0-1-0		0-2-0		1-4-1	
1-0-1	0-0-0	0-0-0		HOME		0-0-0		0-0-0		1-0-1	
0-6-0	0-0-0	0-0-0		AWAY		0-1-0		0-2-0		0-3-0	
0-1-0	0-0-0	0-0-0		NEUTRAL		0-0-0		0-0-0		0-1-0	
1-5-1	0-0-0	0-0-0		NON-CONFERENCE		0-1-0		0-1-0		1-3-1	
1-0-1	0-0-0	0-0-0		HOME		0-0-0		0-0-0		1-0-1	
0-4-0	0-0-0	0-0-		AWAY		0-1-0		0-1-0		0-2-0	
0-1-0	0-0-0	0-0-0		NEUTRAL		0-0-0		0-0-0		0-1-0	
0-2-0	0-0-0	0-0-0		CONFERENCE		0-0-0		0-1-0		0-1-0	
0-0-0	0-0-0	0-0-0		HOME		0-0-0		0-0-0		0-0-0	
0-2-0	0-0-0	0-0-0		AWAY		0-0-0		0-1-0		0-1-0	
0-0-0	0-0-0	0-0-0		NEUTRAL		0-0-0		0-0-0		0-0-0	
RPI S	Opponent	Score	RPI S	Opponent	Score	RPI S	Opponent	Score	RPI S	Opponent	Score
						90 A	Purdue	1 4	116 A	Eastern Mich.	1 4
									137 A	Loyola Chicago	0 1
									175 A	Green Bay	0 1
									206 A	Western Mich.	2 4
									242 A	South Dakota St.	1 2
									267 N	South Dakota	1 3
									289 H	Western Ill.	1 1
									315 H	Eastern Ill.	3 0
LAST 10 GAMES											
						206 A	Western Mich.	2 4	175 A	Green Bay	0 1
						116 A	Eastern Mich.	1 4	242 A	South Dakota St.	1 2
						137 A	Loyola Chicago	0 1	267 N	South Dakota	1 3
						289 H	Western Ill.	1 1	90 A	Purdue	1 4
									315 H	Eastern Ill.	3 0

Non-Div. I Games: Lewis 2 1

Northern Ill.

Average RPI Win: 272		WON-LOST	WINNING	LAST 10	STRENGTH OF		OPP. STRENGTH	TEAM	ADJ	CONF.	ADJ CONF.
Average RPI Loss: 260		RECORD	PCT. RANK	GAMES	SCHEDULE		OF SCHEDULE	RPI	RPI	RPI	RPI
DIV. I ONLY		5-5-1	.5	146	4-4-1		323	298	295	.37294	301
DIV. I NON-CONF.		5-5-1	.5	146	4-4-1		321	295	297	.37294	299
TOTALS		RPI 1-25	RPI 26-50		W-L RECORDS		RPI 51-100		RPI 101-150		RPI 150+
5-5-1		0-0-0	0-0-0		OVERALL		0-0-0		0-1-0		5-4-1
3-2-0		0-0-0	0-0-0		HOME		0-0-0		0-1-0		3-1-0
2-2-0		0-0-0	0-0-0		AWAY		0-0-0		0-0-0		2-2-0
0-1-1		0-0-0	0-0-0		NEUTRAL		0-0-0		0-0-0		0-1-1
5-5-1		0-0-0	0-0-0		NON-CONFERENCE		0-0-0		0-1-0		5-4-1
3-2-0		0-0-0	0-0-0		HOME		0-0-0		0-1-0		3-1-0
2-2-0		0-0-0	0-0-		AWAY		0-0-0		0-0-0		2-2-0
0-1-1		0-0-0	0-0-0		NEUTRAL		0-0-0		0-0-0		0-1-1
0-0-0		0-0-0	0-0-0		CONFERENCE		0-0-0		0-0-0		0-0-0
0-0-0		0-0-0	0-0-0		HOME		0-0-0		0-0-0		0-0-0
0-0-0		0-0-0	0-0-0		AWAY		0-0-0		0-0-0		0-0-0
0-0-0		0-0-0	0-0-0		NEUTRAL		0-0-0		0-0-0		0-0-0
RPI	S	Opponent	Score	RPI	S	Opponent	Score	RPI	S	Opponent	Score
								109	H	UAB	2 3
								157	H	Presbyterian	2 1
								249	N	USC Upstate	0 0
								257	H	UNC Asheville	1 0
								260	H	Stetson	0 1
								296	N	Chattanooga	1 5
								308	H	Gardner-Webb	2 0
								309	A	Alabama St.	0 5
								316	A	Texas Southern	3 2
								320	A	Alabama A&M	7 0
								326	A	VMI	1 2
				LAST 10 GAMES							
				316	A	Texas Southern	3 2	326	A	VMI	1 2
				257	H	UNC Asheville	1 0	109	H	UAB	2 3
				296	N	Chattanooga	1 5	308	H	Gardner-Webb	2 0
				249	N	USC Upstate	0 0	157	H	Presbyterian	2 1
				260	H	Stetson	0 1	309	A	Alabama St.	0 5

Non-Div. I Games: Emmanuel (GA) 0 1

South Carolina St.

Average RPI Win: 277		WON-LOST RECORD		WINNING PCT. RANK		LAST 10 GAMES		STRENGTH OF SCHEDULE		OPP. STRENGTH OF SCHEDULE		TEAM RPI		ADJ RPI		CONF. RPI		ADJ CONF. RPI	
DIV. I ONLY		1-9-0		.1 312		1-9-0		181		281		303		.37185 302		24		24	
DIV. I NON-CONF.		1-8-0		.11111 308		1-8-0		206		262		302		.36705 302		24		25	
TOTALS		RPI 1-25		RPI 26-50		W-L RECORDS		RPI 51-100		RPI 101-150		RPI 150+							
1-9-0		0-0-0		0-0-0		OVERALL		0-2-0		0-2-0		1-5-0							
0-3-0		0-0-0		0-0-0		HOME		0-1-0		0-0-0		0-2-0							
1-6-0		0-0-0		0-0-0		AWAY		0-1-0		0-2-0		1-3-0							
0-0-0		0-0-0		0-0-0		NEUTRAL		0-0-0		0-0-0		0-0-0							
1-8-0		0-0-0		0-0-0		NON-CONFERENCE		0-2-0		0-2-0		1-4-0							
0-2-0		0-0-0		0-0-0		HOME		0-1-0		0-0-0		0-1-0							
1-6-0		0-0-0		0-0-		AWAY		0-1-0		0-2-0		1-3-0							
0-0-0		0-0-0		0-0-0		NEUTRAL		0-0-0		0-0-0		0-0-0							
0-1-0		0-0-0		0-0-0		CONFERENCE		0-0-0		0-0-0		0-1-0							
0-1-0		0-0-0		0-0-0		HOME		0-0-0		0-0-0		0-1-0							
0-0-0		0-0-0		0-0-0		AWAY		0-0-0		0-0-0		0-0-0							
0-0-0		0-0-0		0-0-0		NEUTRAL		0-0-0		0-0-0		0-0-0							
RPI	S	Opponent		Score		RPI	S	Opponent		Score		RPI	S	Opponent		Score			

Non-Div. I Games:

Albany (NY)

Average RPI Win: 278
Average RPI Loss: 182

WON-LOST
RECORD

WINNING
PCT. RANK

LAST 10
GAMES

STRENGTH OF
SCHEDULE

OPP. STRENGTH
OF SCHEDULE

TEAM
RPI

ADJ
RPI

CONF.
RPI

ADJ CONF.
RPI

DIV. I ONLY
DIV. I NON-CONF.

1-10-1
1-8-1

.125 309
.15 301

1-8-1
1-6-1

189
182

293
281

302
293

.37121 303
.38023 296

21
20

21
20

TOTALS

RPI 1-25

RPI 26-50

W-L RECORDS

RPI 51-100

RPI 101-150

RPI 150+

1-10-1

0-0-0

0-0-0

OVERALL

0-2-0

0-3-0

1-5-1

1-1-1

0-0-0

0-0-0

HOME

0-1-0

0-0-0

1-0-1

0-7-0

0-0-0

0-0-0

AWAY

0-0-0

0-3-0

0-4-0

0-2-0

0-0-0

0-0-0

NEUTRAL

0-1-0

0-0-0

0-1-0

1-8-1

0-0-0

0-0-0

NON-CONFERENCE

0-2-0

0-2-0

1-4-1

1-1-1

0-0-0

0-0-0

HOME

0-1-0

0-0-0

1-0-1

0-5-0

0-0-0

0-0-

AWAY

0-0-0

0-2-0

0-3-0

0-2-0

0-0-0

0-0-0

NEUTRAL

0-1-0

0-0-0

0-1-0

0-2-0

0-0-0

0-0-0

CONFERENCE

0-0-0

0-1-0

0-1-0

0-0-0

0-0-0

0-0-0

HOME

0-0-0

0-0-0

0-0-0

0-2-0

0-0-0

0-0-0

AWAY

0-0-0

0-1-0

0-1-0

0-0-0

0-0-0

0-0-0

NEUTRAL

0-0-0

0-0-0

0-0-0

RPI S Opponent Score

RPI S Opponent Score

RPI S Opponent Score

RPI S Opponent Score

75 H Boise St. 1 3

76 N Xavier 0 3

104 A Creighton 0 6

117 A Iowa St. 0 4

146 A Portland St. 0 1

205 N Akron 1 4

242 A South Dakota St. 1 6

267 H South Dakota 2 2

278 H North Dakota St. 4 2

283 A Neb. Omaha 0 2

284 A Sacramento St. 0 1

289 A Western Ill. 0 2

LAST 10 GAMES

146 A Portland St. 0 1

284 A Sacramento St. 0 1

242 A South Dakota St. 1 6

267 H South Dakota 2 2

75 H Boise St. 1 3

278 H North Dakota St. 4 2

117 A Iowa St. 0 4

289 A Western Ill. 0 2

283 A Neb. Omaha 0 2

104 A Creighton 0 6

Non-Div. I Games:

North Dakota

Average RPI Win:	276	WON-LOST	WINNING	LAST 10	STRENGTH OF	OPP. STRENGTH	TEAM	ADJ	CONF.	ADJ CONF.	
Average RPI Loss:	229	RECORD	PCT. RANK	GAMES	SCHEDULE	OF SCHEDULE	RPI	RPI	RPI	RPI	
DIV. I ONLY	4-6-1	.40909	206	3-6-1	322	263	304	.36697	304	28	28
DIV. I NON-CONF.	4-4-1	.5	146	3-4-1	315	290	277	.40065	281	28	28
TOTALS	RPI 1-25	RPI 26-50	W-L RECORDS		RPI 51-100	RPI 101-150		RPI 150+			
4-6-1	0-0-0	0-0-0	OVERALL		0-0-0	0-0-0		4-6-1			
3-3-0	0-0-0	0-0-0	HOME		0-0-0	0-0-0		3-3-0			
1-3-1	0-0-0	0-0-0	AWAY		0-0-0	0-0-0		1-3-1			
0-0-0	0-0-0	0-0-0	NEUTRAL		0-0-0	0-0-0		0-0-0			
4-4-1	0-0-0	0-0-0	NON-CONFERENCE		0-0-0	0-0-0		4-4-1			
3-1-0	0-0-0	0-0-0	HOME		0-0-0	0-0-0		3-1-0			
1-3-1	0-0-0	0-0-	AWAY		0-0-0	0-0-0		1-3-1			
0-0-0	0-0-0	0-0-0	NEUTRAL		0-0-0	0-0-0		0-0-0			
0-2-0	0-0-0	0-0-0	CONFERENCE		0-0-0	0-0-0		0-2-0			
0-2-0	0-0-0	0-0-0	HOME		0-0-0	0-0-0		0-2-0			
0-0-0	0-0-0	0-0-0	AWAY		0-0-0	0-0-0		0-0-0			
0-0-0	0-0-0	0-0-0	NEUTRAL		0-0-0	0-0-0		0-0-0			
RPI S	Opponent	Score	RPI S	Opponent	Score	RPI S	Opponent	Score	RPI S	Opponent	Score
							183 A McNeese St.	1 0			
							186 A Mercer	0 4			
							203 A Citadel	1 3			
							218 H Eastern Ky.	0 1			
							225 H Morehead St.	1 2			
							245 A La.-Lafayette	1 1			
							248 H Georgia St.	0 2			
							292 H Troy	1 0			
							295 A Charleston So.	2 4			
							309 H Alabama St.	2 1			
							320 H Alabama A&M	4 0			
LAST 10 GAMES											
							225 H Morehead St.	1 2			
							218 H Eastern Ky.	0 1			
							248 H Georgia St.	0 2			
							309 H Alabama St.	2 1			
							186 A Mercer	0 4			
							292 H Troy	1 0			
							320 H Alabama A&M	4 0			
							295 A Charleston So.	2 4			
							203 A Citadel	1 3			
							245 A La.-Lafayette	1 1			

Non-Div. I Games:

Jacksonville St.

Average RPI Win: 222		WON-LOST	WINNING	LAST 10	STRENGTH OF	OPP. STRENGTH	TEAM	ADJ	CONF.	ADJ CONF.		
Average RPI Loss: 176		RECORD	PCT. RANK	GAMES	SCHEDULE	OF SCHEDULE	RPI	RPI	RPI	RPI		
DIV. I ONLY		1-7-2	.2	294	1-7-2	273	228	305	.36403	305	8	8
DIV. I NON-CONF.		1-7-2	.2	290	1-7-2	274	236	304	.36403	305	8	8
<hr/>												
TOTALS		RPI 1-25		RPI 26-50		W-L RECORDS		RPI 51-100		RPI 101-150		RPI 150+
1-7-2		0-0-0		0-0-0		OVERALL		0-0-0		0-3-0		1-4-2
0-3-1		0-0-0		0-0-0		HOME		0-0-0		0-1-0		0-2-1
0-4-0		0-0-0		0-0-0		AWAY		0-0-0		0-2-0		0-2-0
1-0-1		0-0-0		0-0-0		NEUTRAL		0-0-0		0-0-0		1-0-1
<hr/>												
1-7-2		0-0-0		0-0-0		NON-CONFERENCE		0-0-0		0-3-0		1-4-2
0-3-1		0-0-0		0-0-0		HOME		0-0-0		0-1-0		0-2-1
0-4-0		0-0-0		0-0-		AWAY		0-0-0		0-2-0		0-2-0
1-0-1		0-0-0		0-0-0		NEUTRAL		0-0-0		0-0-0		1-0-1
<hr/>												
0-0-0		0-0-0		0-0-0		CONFERENCE		0-0-0		0-0-0		0-0-0
0-0-0		0-0-0		0-0-0		HOME		0-0-0		0-0-0		0-0-0
0-0-0		0-0-0		0-0-0		AWAY		0-0-0		0-0-0		0-0-0
0-0-0		0-0-0		0-0-0		NEUTRAL		0-0-0		0-0-0		0-0-0
<hr/>												
RPI	S	Opponent	Score	RPI	S	Opponent	Score	RPI	S	Opponent	Score	

Non-Div. I Games:

Pacific

Average RPI Win:	0	WON-LOST	WINNING	LAST 10	STRENGTH OF	OPP. STRENGTH	TEAM	ADJ	CONF.	ADJ CONF.		
Average RPI Loss:	201	RECORD	PCT. RANK	GAMES	SCHEDULE	OF SCHEDULE	RPI	RPI	RPI	RPI		
DIV. I ONLY		0-6-2	.125	309	0-6-2	220	291	309	.36268	306	16	16
DIV. I NON-CONF.		0-4-2	.16667	295	0-4-2	134	292	276	.40246	276	16	16
<hr/>												
TOTALS	RPI 1-25	RPI 26-50		W-L RECORDS		RPI 51-100		RPI 101-150		RPI 150+		
0-6-2	0-0-0	0-1-0		OVERALL		0-1-0		0-0-0		0-4-2		
0-3-0	0-0-0	0-0-0		HOME		0-0-0		0-0-0		0-3-0		
0-3-1	0-0-0	0-0-0		AWAY		0-0-0		0-0-0		0-0-0		
0-0-1	0-0-0	0-0-0		NEUTRAL		0-0-0		0-0-0		0-0-1		
<hr/>												
0-4-2	0-0-0	0-1-0		NON-CONFERENCE		0-1-0		0-0-0		0-2-2		
0-1-0	0-0-0	0-0-0		HOME		0-0-0		0-0-0		0-1-0		
0-3-1	0-0-0	0-0-		AWAY		0-1-0		0-0-0		0-1-1		
0-0-1	0-0-0	0-0-0		NEUTRAL		0-0-0		0-0-0		0-0-1		
<hr/>												
0-2-0	0-0-0	0-0-0		CONFERENCE		0-0-0		0-0-0		0-2-0		
0-2-0	0-0-0	0-0-0		HOME		0-0-0		0-0-0		0-2-0		
0-0-0	0-0-0	0-0-0		AWAY		0-0-0		0-0-0		0-0-0		
0-0-0	0-0-0	0-0-0		NEUTRAL		0-0-0		0-0-0		0-0-0		
<hr/>												
RPI	S	Opponent	Score	RPI	S	Opponent	Score	RPI	S	Opponent	Score	
				30	A	Texas Tech	0 6	83	A	SMU	0 4	
								179	A	Northern Ariz.	1 1	
								220	N	SIU Edwardsville	0 0	
								239	H	Wyoming	0 3	
								253	H	Air Force	1 2	
								278	A	North Dakota St.	0 1	
								321	H	Grand Canyon	0 1	
<hr/>												
				LAST 10 GAMES								
				239	H	Wyoming	0 3	321	H	Grand Canyon	0 1	
				253	H	Air Force	1 2	83	A	SMU	0 4	
				220	N	SIU Edwardsville	0 0	30	A	Texas Tech	0 6	
				278	A	North Dakota St.	0 1					
				179	A	Northern Ariz.	1 1					

Non-Div. I Games:

Colorado St.

Average RPI Win:	296	WON-LOST	WINNING	LAST 10	STRENGTH OF	OPP. STRENGTH	TEAM	ADJ	CONF.	ADJ CONF.		
Average RPI Loss:	216	RECORD	PCT. RANK	GAMES	SCHEDULE	OF SCHEDULE	RPI	RPI	RPI	RPI		
DIV. I ONLY	3-8-1	.29167	276	2-7-1	302	287	307	.36253	307	29	29	
DIV. I NON-CONF.	2-6-1	.27778	268	1-5-1	320	278	318	.32964	318	29	29	
<hr/>												
TOTALS	RPI 1-25	RPI 26-50		W-L RECORDS		RPI 51-100		RPI 101-150		RPI 150+		
3-8-1	0-0-0	0-0-0		OVERALL		0-1-0		0-0-0		3-7-1		
3-3-0	0-0-0	0-0-0		HOME		0-0-0		0-0-0		3-3-0		
0-5-1	0-0-0	0-0-0		AWAY		0-1-0		0-0-0		0-4-1		
0-0-0	0-0-0	0-0-0		NEUTRAL		0-0-0		0-0-0		0-0-0		
2-6-1	0-0-0	0-0-0		NON-CONFERENCE		0-0-0		0-0-0		2-6-1		
2-3-0	0-0-0	0-0-0		HOME		0-0-0		0-0-0		2-3-0		
0-3-1	0-0-0	0-0-		AWAY		0-0-0		0-0-0		0-3-1		
0-0-0	0-0-0	0-0-0		NEUTRAL		0-0-0		0-0-0		0-0-0		
1-2-0	0-0-0	0-0-0		CONFERENCE		0-1-0		0-0-0		1-1-0		
1-0-0	0-0-0	0-0-0		HOME		0-0-0		0-0-0		1-0-0		
0-2-0	0-0-0	0-0-0		AWAY		0-1-0		0-0-0		0-1-0		
0-0-0	0-0-0	0-0-0		NEUTRAL		0-0-0		0-0-0		0-0-0		
RPI	S	Opponent	Score	RPI	S	Opponent	Score	RPI	S	Opponent	Score	
				58 A Monmouth				1	2	156 H Detroit	1	2
										203 A Citadel	1	1
										205 H Akron	1	2
										211 A Cleveland St.	2	3
										264 H St. Bonaventure	0	2
										265 A Iona	0	1
										268 H Rider	2	1
										270 A Northern Ky.	1	6
										295 A Charleston So.	3	5
										302 H Albany (NY)	3	0
										317 H Youngstown St.	1	0
				LAST 10 GAMES								
265 A Iona				0	1	58 A Monmouth	1	2				
205 H Akron				1	2	268 H Rider	2	1				
302 H Albany (NY)				3	0	203 A Citadel	1	1				
270 A Northern Ky.				1	6	295 A Charleston So.	3	5				
156 H Detroit				1	2	264 H St. Bonaventure	0	2				

Non-Div. I Games:

Canisius

Average RPI Win:		309	WON-LOST RECORD		WINNING PCT. RANK		LAST 10 GAMES		STRENGTH OF SCHEDULE		OPP. STRENGTH OF SCHEDULE		TEAM RPI		ADJ RPI		CONF. RPI		ADJ CONF. RPI	
DIV. I ONLY			2-7-1		.25 283		2-7-1		279		305		308		.36133 308		26		26	
DIV. I NON-CONF.			2-5-1		.3125 256		2-5-1		293		310		303		.36458 303		27		27	
TOTALS		RPI 1-25		RPI 26-50		W-L RECORDS		RPI 51-100		RPI 101-150		RPI 150+								
2-7-1		0-0-0		0-0-0		OVERALL		0-0-0		0-2-0		2-5-1								
1-4-1		0-0-0		0-0-0		HOME		0-0-0		0-1-0		1-3-1								
0-3-0		0-0-0		0-0-0		AWAY		0-0-0		0-1-0		0-2-0								
1-0-0		0-0-0		0-0-0		NEUTRAL		0-0-0		0-0-0		1-0-0								
2-5-1		0-0-0		0-0-0		NON-CONFERENCE		0-0-0		0-1-0		2-4-1								
1-2-1		0-0-0		0-0-0		HOME		0-0-0		0-0-0		1-2-1								
0-3-0		0-0-0		0-0-		AWAY		0-0-0		0-1-0		0-2-0								
1-0-0		0-0-0		0-0-0		NEUTRAL		0-0-0		0-0-0		1-0-0								
0-2-0		0-0-0		0-0-0		CONFERENCE		0-0-0		0-1-0		0-1-0								
0-2-0		0-0-0		0-0-0		HOME		0-0-0		0-1-0		0-1-0								
0-0-0		0-0-0		0-0-0		AWAY		0-0-0		0-0-0		0-0-0								
0-0-0		0-0-0		0-0-0		NEUTRAL		0-0-0		0-0-0		0-0-0								
RPI	S	Opponent		Score		RPI	S	Opponent		Score		RPI	S	Opponent		Score				
												130	A	Charlotte		1 2				
												136	H	High Point		0 1				
												174	H	Wofford		1 2				
												210	H	Winthrop		1 4				
												229	H	North Florida		1 1				
												249	H	USC Upstate		0 1				
												292	A	Troy		1 3				
												296	H	Chattanooga		3 0				
												301	A	South Carolina St.		0 2				
												322	N	Francis Marion		2 1				
LAST 10 GAMES																				
						292	A	Troy		1	3	136	H	High Point		0	1			
						249	H	USC Upstate		0	1	210	H	Winthrop		1	4			
						296	H	Chattanooga		3	0	301	A	South Carolina St.		0	2			
						174	H	Wofford		1	2	130	A	Charlotte		1	2			
						322	N	Francis Marion		2	1	229	H	North Florida		1	1			

Average RPI Win:		299	WON-LOST RECORD		WINNING PCT. RANK		LAST 10 GAMES		STRENGTH OF SCHEDULE		OPP. STRENGTH OF SCHEDULE		TEAM RPI		ADJ RPI		CONF. RPI		ADJ CONF. RPI	
DIV. I ONLY			3-6-0		.33333 247		3-6-0		308		319		306		.36024 309		32		32	
DIV. I NON-CONF.			3-6-0		.33333 243		3-6-0		305		318		306		.36024 308		32		32	
TOTALS		RPI 1-25		RPI 26-50		W-L RECORDS		RPI 51-100		RPI 101-150		RPI 150+								
3-6-0		0-0-0		0-0-0		OVERALL		0-0-0		0-0-0		3-6-0								
2-3-0		0-0-0		0-0-0		HOME		0-0-0		0-0-0		2-3-0								
1-3-0		0-0-0		0-0-0		AWAY		0-0-0		0-0-0		1-3-0								
0-0-0		0-0-0		0-0-0		NEUTRAL		0-0-0		0-0-0		0-0-0								
3-6-0		0-0-0		0-0-0		NON-CONFERENCE		0-0-0		0-0-0		3-6-0								
2-3-0		0-0-0		0-0-0		HOME		0-0-0		0-0-0		2-3-0								
1-3-0		0-0-0		0-0-		AWAY		0-0-0		0-0-0		1-3-0								
0-0-0		0-0-0		0-0-0		NEUTRAL		0-0-0		0-0-0		0-0-0								
0-0-0		0-0-0		0-0-0		CONFERENCE		0-0-0		0-0-0		0-0-0								
0-0-0		0-0-0		0-0-0		HOME		0-0-0		0-0-0		0-0-0								
0-0-0		0-0-0		0-0-0		AWAY		0-0-0		0-0-0		0-0-0								
0-0-0		0-0-0		0-0-0		NEUTRAL		0-0-0		0-0-0		0-0-0								
RPI	S	Opponent	Score	RPI	S	Opponent	Score	RPI	S	Opponent	Score	RPI	S	Opponent	Score					
												157	H	Presbyterian	0 5					
												223	A	Lipscomb	0 3					
												257	H	UNC Asheville	2 3					
												281	A	Belmont	0 3					
												292	H	Troy	0 3					
												296	H	Chattanooga	3 2					
												299	A	Tennessee Tech	3 2					
												301	H	South Carolina St.	5 0					
												304	A	Jacksonville St.	1 2					
				LAST 10 GAMES																
				257	H	UNC Asheville	2 3	304	A	Jacksonville St.	1 2									
				281	A	Belmont	0 3	157	H	Presbyterian	0 5									
				223	A	Lipscomb	0 3	301	H	South Carolina St.	5 0									
				296	H	Chattanooga	3 2	292	H	Troy	0 3									
				299	A	Tennessee Tech	3 2													

Non-Div. I Games:	S.C. Beaufort	7	1
--------------------------	----------------------	----------	----------

Alabama St.

Average RPI Win:		305	WON-LOST RECORD		WINNING PCT. RANK		LAST 10 GAMES		STRENGTH OF SCHEDULE		OPP. STRENGTH OF SCHEDULE		TEAM RPI		ADJ RPI		CONF. RPI		ADJ CONF. RPI	
DIV. I ONLY			1-9-0		.1 312		1-9-0		231		260		310		.35709 310		16		16	
DIV. I NON-CONF.			1-7-0		.125 305		1-7-0		202		277		299		.37085 300		16		16	
TOTALS		RPI 1-25		RPI 26-50		W-L RECORDS		RPI 51-100		RPI 101-150		RPI 150+								
1-9-0		0-0-0		0-1-0		OVERALL		0-1-0		0-2-0		1-5-0								
1-1-0		0-0-0		0-0-0		HOME		0-0-0		0-0-0		1-1-0								
0-7-0		0-0-0		0-1-0		AWAY		0-1-0		0-2-0		0-3-0								
0-1-0		0-0-0		0-0-0		NEUTRAL		0-0-0		0-0-0		0-1-0								
1-7-0		0-0-0		0-1-0		NON-CONFERENCE		0-1-0		0-1-0		1-4-0								
1-1-0		0-0-0		0-0-0		HOME		0-0-0		0-0-0		1-1-0								
0-5-0		0-0-0		0-0-		AWAY		0-1-0		0-1-0		0-2-0								
0-1-0		0-0-0		0-0-0		NEUTRAL		0-0-0		0-0-0		0-1-0								
0-2-0		0-0-0		0-0-0		CONFERENCE		0-0-0		0-1-0		0-1-0								
0-0-0		0-0-0		0-0-0		HOME		0-0-0		0-0-0		0-0-0								
0-2-0		0-0-0		0-0-0		AWAY		0-0-0		0-1-0		0-1-0								
0-0-0		0-0-0		0-0-0		NEUTRAL		0-0-0		0-0-0		0-0-0								
RPI	S	Opponent		Score		RPI	S	Opponent		Score		RPI	S	Opponent		Score				
44	A	California		0	3	92	A	San Diego		1	5	114	A	San Francisco		1	2			
												123	A	San Diego St.		0	2			
												172	H	UC Santa Barbara		0	2			
												222	A	New Mexico		1	2			
												227	A	Cal Poly		0	3			
												272	N	UC Riverside		1	2			
												284	A	Sacramento St.		0	1			
												305	H	Pacific		3	2			
LAST 10 GAMES																				
172	H	UC Santa Barbara		0	2	123	A	San Diego St.		0	2									
284	A	Sacramento St.		0	1	222	A	New Mexico		1	2									
227	A	Cal Poly		0	3	305	H	Pacific		3	2									
44	A	California		0	3	272	N	UC Riverside		1	2									
114	A	San Francisco		1	2	92	A	San Diego		1	5									

Non-Div. I Games:

San Jose St.

Average RPI Win:		0	WON-LOST		WINNING		LAST 10		STRENGTH OF		OPP. STRENGTH		TEAM		ADJ		CONF.		ADJ CONF.							
Average RPI Loss:		224	RECORD		PCT. RANK		GAMES		SCHEDULE		OF SCHEDULE		RPI		RPI		RPI		RPI							
DIV. I ONLY			0-6-1		.07143	315	0-6-1		197		321		311		.34909		311	32		32						
DIV. I NON-CONF.			0-6-1		.07143	312	0-6-1		191		319		310		.34909		310	32		32						
TOTALS		RPI 1-25		RPI 26-50		W-L RECORDS		RPI 51-100		RPI 101-150		RPI 150+														
0-6-1		0-0-0		0-0-0		OVERALL		0-0-0		0-1-0		0-5-1														
0-0-0		0-0-0		0-0-0		HOME		0-0-0		0-0-0		0-0-0														
0-6-1		0-0-0		0-0-0		AWAY		0-0-0		0-1-0		0-5-1														
0-0-0		0-0-0		0-0-0		NEUTRAL		0-0-0		0-0-0		0-0-0														
0-6-1		0-0-0		0-0-0		NON-CONFERENCE		0-0-0		0-1-0		0-5-1														
0-0-0		0-0-0		0-0-0		HOME		0-0-0		0-0-0		0-0-0														
0-6-1		0-0-0		0-0-		AWAY		0-0-0		0-1-0		0-5-1														
0-0-0		0-0-0		0-0-0		NEUTRAL		0-0-0		0-0-0		0-0-0														
0-0-0		0-0-0		0-0-0		CONFERENCE		0-0-0		0-0-0		0-0-0														
0-0-0		0-0-0		0-0-0		HOME		0-0-0		0-0-0		0-0-0														
0-0-0		0-0-0		0-0-0		AWAY		0-0-0		0-0-0		0-0-0														
0-0-0		0-0-0		0-0-0		NEUTRAL		0-0-0		0-0-0		0-0-0														
RPI	S	Opponent		Score		RPI	S	Opponent		Score		RPI	S	Opponent		Score										
														142 A Nicholls St.		1		8								
														152 A South Ala.		0		8								
														245 A La.-Lafayette		1		1								
														247 A Louisiana Tech		0		5								
														261 A La.-Monroe		0		2								
														269 A Lamar		0		2								
														273 A UALR		1		6								
LAST 10 GAMES																										
269 A Lamar						0	2		247 A Louisiana Tech						0	5										
245 A La.-Lafayette						1	1		261 A La.-Monroe						0	2										
273 A UALR						1	6		152 A South Ala.						0	8										
142 A Nicholls St.						1	8																			

Average RPI Win: 0		WON-LOST	WINNING	LAST 10	STRENGTH OF		OPP. STRENGTH	TEAM	ADJ	CONF.	ADJ CONF.
Average RPI Loss: 207		RECORD	PCT. RANK	GAMES	SCHEDULE		OF SCHEDULE	RPI	RPI	RPI	RPI
DIV. I ONLY		0-7-1	.0625	316	0-7-1		213	306	312	.34871	312
DIV. I NON-CONF.		0-7-1	.0625	314	0-7-1		205	302	311	.34871	311
TOTALS		RPI 1-25	RPI 26-50		W-L RECORDS		RPI 51-100		RPI 101-150		RPI 150+
0-7-1	0-0-0	0-0-0		OVERALL		0-0-0		0-1-0		0-6-1	
0-1-1	0-0-0	0-0-0		HOME		0-0-0		0-0-0		0-1-1	
0-4-0	0-0-0	0-0-0		AWAY		0-0-0		0-0-0		0-4-0	
0-2-0	0-0-0	0-0-0		NEUTRAL		0-0-0		0-1-0		0-1-0	
0-7-1	0-0-0	0-0-0		NON-CONFERENCE		0-0-0		0-1-0		0-6-1	
0-1-1	0-0-0	0-0-0		HOME		0-0-0		0-0-0		0-1-1	
0-4-0	0-0-0	0-0-		AWAY		0-0-0		0-0-0		0-4-0	
0-2-0	0-0-0	0-0-0		NEUTRAL		0-0-0		0-1-0		0-1-0	
0-0-0	0-0-0	0-0-0		CONFERENCE		0-0-0		0-0-0		0-0-0	
0-0-0	0-0-0	0-0-0		HOME		0-0-0		0-0-0		0-0-0	
0-0-0	0-0-0	0-0-0		AWAY		0-0-0		0-0-0		0-0-0	
0-0-0	0-0-0	0-0-0		NEUTRAL		0-0-0		0-0-0		0-0-0	
RPI S	Opponent	Score	RPI S	Opponent	Score	RPI S	Opponent	Score	RPI S	Opponent	Score
									149 N	Southern Miss.	0 4
									152 N	South Ala.	0 5
									183 A	McNeese St.	0 2
									200 A	Mississippi St.	2 4
									208 A	Southeastern La.	1 3
									247 H	Louisiana Tech	0 0
									266 H	Northwestern St.	0 1
									292 A	Troy	0 5
LAST 10 GAMES											
200 A	Mississippi St.	2	4	149 N	Southern Miss.	0	4				
183 A	McNeese St.	0	2	266 H	Northwestern St.	0	1				
208 A	Southeastern La.	1	3	292 A	Troy	0	5				
				152 N	South Ala.	0	5				
				247 H	Louisiana Tech	0	0				

Non-Div. I Games: Millsaps 6 0

Jackson St.

Average RPI Win:	297	WON-LOST	WINNING	LAST 10	STRENGTH OF	OPP. STRENGTH	TEAM	ADJ	CONF.	ADJ CONF.		
Average RPI Loss:	227	RECORD	PCT. RANK	GAMES	SCHEDULE	OF SCHEDULE	RPI	RPI	RPI	RPI		
DIV. I ONLY	1-6-0	.14286	308	1-2-0	253	315	313	.34412	313	32	32	
DIV. I NON-CONF.	1-6-0	.14286	303	1-2-0	249	315	313	.34412	313	32	32	
<hr/>												
TOTALS	RPI 1-25	RPI 26-50		W-L RECORDS	RPI 51-100		RPI 101-150		RPI 150+			
1-6-0	0-0-0	0-0-0		OVERALL	0-0-0		0-1-0		1-5-0			
1-1-0	0-0-0	0-0-0		HOME	0-0-0		0-1-0		1-0-0			
0-5-0	0-0-0	0-0-0		AWAY	0-0-0		0-0-0		0-4-0			
0-0-0	0-0-0	0-0-0		NEUTRAL	0-0-0		0-0-0		0-0-0			
1-6-0	0-0-0	0-0-0		NON-CONFERENCE	0-0-0		0-1-0		1-5-0			
1-1-0	0-0-0	0-0-0		HOME	0-0-0		0-1-0		1-0-0			
0-5-0	0-0-0	0-0-		AWAY	0-0-0		0-0-0		0-5-0			
0-0-0	0-0-0	0-0-0		NEUTRAL	0-0-0		0-0-0		0-0-0			
0-0-0	0-0-0	0-0-0		CONFERENCE	0-0-0		0-0-0		0-0-0			
0-0-0	0-0-0	0-0-0		HOME	0-0-0		0-0-0		0-0-0			
0-0-0	0-0-0	0-0-0		AWAY	0-0-0		0-0-0		0-0-0			
0-0-0	0-0-0	0-0-0		NEUTRAL	0-0-0		0-0-0		0-0-0			
RPI	S	Opponent	Score	RPI	S	Opponent	Score	RPI	S	Opponent	Score	
								142	H	Nicholls St.	1	2
								181	A	Texas St.	0	5
								245	A	La.-Lafayette	1	5
								258	A	Sam Houston St.	0	3
								266	A	Northwestern St.	0	3
								269	A	Lamar	2	3
								297	H	Howard	2	0
LAST 10 GAMES												
245	A	La.-Lafayette	1	5	258	A	Sam Houston St.	0	3			
297	H	Howard	2	0	142	H	Nicholls St.	1	2			
266	A	Northwestern St.	0	3	181	A	Texas St.	0	5			
				269	A	Lamar	2	3				

Non-Div. I Games:	Incarnate Word	1	3
-------------------	----------------	---	---

Prairie View

Average RPI Win: 327		WON-LOST RECORD		WINNING PCT. RANK		LAST 10 GAMES		STRENGTH OF SCHEDULE		OPP. STRENGTH OF SCHEDULE		TEAM RPI		ADJ RPI		CONF. RPI		ADJ CONF. RPI	
DIV. I ONLY		2-7-0		.22222 291		2-7-0		311		303		315		.33921 314		29		29	
DIV. I NON-CONF.		2-4-0		.33333 243		2-4-0		317		312		312		.34716 312		29		29	
TOTALS		RPI 1-25		RPI 26-50		W-L RECORDS		RPI 51-100		RPI 101-150		RPI 150+							
2-7-0		0-0-0		0-0-0		OVERALL		0-0-0		0-1-0		2-6-0							
2-5-0		0-0-0		0-0-0		HOME		0-0-0		0-1-0		2-4-0							
0-2-0		0-0-0		0-0-0		AWAY		0-0-0		0-0-0		0-2-0							
0-0-0		0-0-0		0-0-0		NEUTRAL		0-0-0		0-0-0		0-0-0							
2-4-0		0-0-0		0-0-0		NON-CONFERENCE		0-0-0		0-0-0		2-4-0							
2-3-0		0-0-0		0-0-0		HOME		0-0-0		0-0-0		2-3-0							
0-1-0		0-0-0		0-0-		AWAY		0-0-0		0-0-0		0-1-0							
0-0-0		0-0-0		0-0-0		NEUTRAL		0-0-0		0-0-0		0-0-0							
0-3-0		0-0-0		0-0-0		CONFERENCE		0-0-0		0-1-0		0-2-0							
0-2-0		0-0-0		0-0-0		HOME		0-0-0		0-1-0		0-1-0							
0-1-0		0-0-0		0-0-0		AWAY		0-0-0		0-0-0		0-1-0							
0-0-0		0-0-0		0-0-0		NEUTRAL		0-0-0		0-0-0		0-0-0							
RPI	S	Opponent		Score	RPI	S	Opponent		Score	RPI	S	Opponent		Score					

Non-Div. I Games:

Saint Peter's

Average RPI Win:	290	WON-LOST	WINNING	LAST 10	STRENGTH OF	OPP. STRENGTH	TEAM	ADJ	CONF.	ADJ CONF.		
Average RPI Loss:	204	RECORD	PCT. RANK	GAMES	SCHEDULE	OF SCHEDULE	RPI	RPI	RPI	RPI		
DIV. I ONLY	2-9-0	.18182	300	2-8-0	312	239	316	.3366	315	28	28	
DIV. I NON-CONF.	0-9-0	0	316	0-8-0	295	234	326	.29921	326	28	28	
<hr/>												
TOTALS	RPI 1-25	RPI 26-50		W-L RECORDS		RPI 51-100		RPI 101-150		RPI 150+		
2-9-0	0-0-0	0-0-0		OVERALL		0-0-0		0-2-0		2-7-0		
1-3-0	0-0-0	0-0-0		HOME		0-0-0		0-1-0		1-2-0		
1-5-0	0-0-0	0-0-0		AWAY		0-0-0		0-1-0		1-4-0		
0-1-0	0-0-0	0-0-0		NEUTRAL		0-0-0		0-0-0		0-1-0		
0-9-0	0-0-0	0-0-0		NON-CONFERENCE		0-0-0		0-2-0		0-7-0		
0-3-0	0-0-0	0-0-0		HOME		0-0-0		0-1-0		0-2-0		
0-5-0	0-0-0	0-0-		AWAY		0-0-0		0-1-0		0-4-0		
0-1-0	0-0-0	0-0-0		NEUTRAL		0-0-0		0-0-0		0-1-0		
2-0-0	0-0-0	0-0-0		CONFERENCE		0-0-0		0-0-0		2-0-0		
1-0-0	0-0-0	0-0-0		HOME		0-0-0		0-0-0		1-0-0		
1-0-0	0-0-0	0-0-0		AWAY		0-0-0		0-0-0		1-0-0		
0-0-0	0-0-0	0-0-0		NEUTRAL		0-0-0		0-0-0		0-0-0		
<hr/>												
RPI	S	Opponent	Score	RPI	S	Opponent	Score	RPI	S	Opponent	Score	
								101	A	Missouri	0	3
								137	H	Loyola Chicago	0	3
								159	A	Ball St.	0	3
								168	H	Oakland	1	5
								175	A	Green Bay	0	2
								196	A	Valparaiso	1	2
								274	H	Drake	0	3
								281	A	Belmont	1	0
								299	H	Tennessee Tech	4	2
								300	A	Northern Ill.	0	3
								324	N	UNI	0	2
								<hr/>				
LAST 10 GAMES												
196	A	Valparaiso	1	2	299	H	Tennessee Tech	4	2			
274	H	Drake	0	3	281	A	Belmont	1	0			
137	H	Loyola Chicago	0	3	175	A	Green Bay	0	2			
101	A	Missouri	0	3	324	N	UNI	0	2			
159	A	Ball St.	0	3	300	A	Northern Ill.	0	3			

Non-Div. I Games:

Eastern Ill.

Average RPI Win:
Average RPI Loss:0
224WON-LOST
RECORDWINNING
PCT. RANKLAST 10
GAMESSTRENGTH OF
SCHEDULEOPP. STRENGTH
OF SCHEDULETEAM
RPIADJ
RPICONF.
RPIADJ CONF.
RPI

DIV. I ONLY

0-6-0

0

318

0-6-0

155

325

314

.33178

316

32

32

DIV. I NON-CONF.

0-6-0

0

316

0-6-0

153

325

314

.33178

316

32

32

TOTALS

RPI 1-25

RPI 26-50

W-L RECORDS

RPI 51-100

RPI 101-150

RPI 150+

0-6-0

0-0-0

0-0-0

OVERALL

0-0-0

0-1-0

0-5-0

0-2-0

0-0-0

0-0-0

HOME

0-0-0

0-1-0

0-1-0

0-3-0

0-0-0

0-0-0

AWAY

0-0-0

0-0-0

0-3-0

0-1-0

0-0-0

0-0-0

NEUTRAL

0-0-0

0-0-0

0-1-0

0-6-0

0-0-0

0-0-0

NON-CONFERENCE

0-0-0

0-1-0

0-5-0

0-2-0

0-0-0

0-0-0

HOME

0-0-0

0-1-0

0-1-0

0-3-0

0-0-0

0-0-

AWAY

0-0-0

0-0-0

0-3-0

0-1-0

0-0-0

0-0-0

NEUTRAL

0-0-0

0-0-0

0-1-0

0-0-0

0-0-0

0-0-0

CONFERENCE

0-0-0

0-0-0

0-0-0

0-0-0

0-0-0

0-0-0

HOME

0-0-0

0-0-0

0-0-0

0-0-0

0-0-0

0-0-0

AWAY

0-0-0

0-0-0

0-0-0

0-0-0

0-0-0

0-0-0

NEUTRAL

0-0-0

0-0-0

0-0-0

RPI S Opponent

Score

RPI S Opponent

Score

RPI S Opponent

Score

RPI S Opponent

Score

102 H North Texas

1

9

183 A McNeese St.

2

12

208 A Southeastern La.

0

4

258 A Sam Houston St.

0

6

294 N Campbell

3

4

301 H South Carolina St.

2

3

LAST 10 GAMES

294 N Campbell

3

4

183 A McNeese St.

2

12

258 A Sam Houston St.

0

6

102 H North Texas

1

9

301 H South Carolina St.

2

3

208 A Southeastern La.

0

4

Non-Div. I Games:

St. Mary's (TX)

1

4

St. Edward's

2

8

Incarnate Word

1

7

Texas Southern

Average RPI Win:	288	WON-LOST RECORD	WINNING PCT. RANK	LAST 10 GAMES	STRENGTH OF SCHEDULE	OPP. STRENGTH OF SCHEDULE	TEAM RPI	ADJ RPI	CONF. RPI	ADJ CONF. RPI		
Average RPI Loss:	231											
DIV. I ONLY		1-8-1	.15	305	0-8-1	298	297	317	.32948	317	17	17
DIV. I NON-CONF.		1-7-1	.16667	295	0-7-1	292	307	317	.33025	317	17	17
<hr/>												
TOTALS	RPI 1-25	RPI 26-50		W-L RECORDS		RPI 51-100		RPI 101-150		RPI 150+		
1-8-1	0-0-0	0-0-0		OVERALL		0-0-0		0-0-0		1-8-1		
0-3-1	0-0-0	0-0-0		HOME		0-0-0		0-0-0		0-3-1		
1-5-0	0-0-0	0-0-0		AWAY		0-0-0		0-0-0		1-5-0		
0-0-0	0-0-0	0-0-0		NEUTRAL		0-0-0		0-0-0		0-0-0		
1-7-1	0-0-0	0-0-0		NON-CONFERENCE		0-0-0		0-0-0		1-7-1		
0-3-1	0-0-0	0-0-0		HOME		0-0-0		0-0-0		0-3-1		
1-4-0	0-0-0	0-0-		AWAY		0-0-0		0-0-0		1-4-0		
0-0-0	0-0-0	0-0-0		NEUTRAL		0-0-0		0-0-0		0-0-0		
0-1-0	0-0-0	0-0-0		CONFERENCE		0-0-0		0-0-0		0-1-0		
0-0-0	0-0-0	0-0-0		HOME		0-0-0		0-0-0		0-0-0		
0-1-0	0-0-0	0-0-0		AWAY		0-0-0		0-0-0		0-1-0		
0-0-0	0-0-0	0-0-0		NEUTRAL		0-0-0		0-0-0		0-0-0		
RPI	S	Opponent	Score	RPI	S	Opponent	Score	RPI	S	Opponent	Score	

Non-Div. I Games: Cedarville 2 1

Youngstown St.

Average RPI Win: 232		WON-LOST RECORD		WINNING PCT. RANK		LAST 10 GAMES		STRENGTH OF SCHEDULE		OPP. STRENGTH OF SCHEDULE		TEAM RPI		ADJ RPI		CONF. RPI		ADJ CONF. RPI	
DIV. I ONLY		1-8-1		.15 305		1-8-1		287		316		318		.32895 318		30		30	
DIV. I NON-CONF.		1-6-0		.14286 303		1-6-0		238		303		309		.35234 309		30		30	
TOTALS		RPI 1-25		RPI 26-50		W-L RECORDS		RPI 51-100		RPI 101-150		RPI 150+							
1-8-1		0-0-0		0-0-0		OVERALL		0-0-0		0-1-0		1-7-1							
1-5-0		0-0-0		0-0-0		HOME		0-0-0		0-0-0		1-5-0							
0-3-1		0-0-0		0-0-0		AWAY		0-0-0		0-1-0		0-2-1							
0-0-0		0-0-0		0-0-0		NEUTRAL		0-0-0		0-0-0		0-0-0							
1-6-0		0-0-0		0-0-0		NON-CONFERENCE		0-0-0		0-1-0		1-5-0							
1-4-0		0-0-0		0-0-0		HOME		0-0-0		0-0-0		1-4-0							
0-2-0		0-0-0		0-0-		AWAY		0-0-0		0-1-0		0-1-0							
0-0-0		0-0-0		0-0-0		NEUTRAL		0-0-0		0-0-0		0-0-0							
0-2-1		0-0-0		0-0-0		CONFERENCE		0-0-0		0-0-0		0-2-1							
0-1-0		0-0-0		0-0-0		HOME		0-0-0		0-0-0		0-1-0							
0-1-1		0-0-0		0-0-0		AWAY		0-0-0		0-0-0		0-1-1							
0-0-0		0-0-0		0-0-0		NEUTRAL		0-0-0		0-0-0		0-0-0							
RPI	S	Opponent		Score	RPI	S	Opponent		Score	RPI	S	Opponent		Score					
										146	A	Portland St.		0	4				
										172	A	UC Santa Barbara		0	3				
										179	H	Northern Ariz.		0	1				
										227	H	Cal Poly		2	5				
										232	H	Southern Utah		4	1				
										244	A	Utah Valley		0	2				
										244	H	Utah Valley		0	2				
										272	H	UC Riverside		0	2				
										284	H	Sacramento St.		1	3				
										321	A	Grand Canyon		1	1				
LAST 10 GAMES																			
										321	A	Grand Canyon		1	1				
										244	H	Utah Valley		0	2				
										284	H	Sacramento St.		1	3				
										179	H	Northern Ariz.		0	1				
										227	H	Cal Poly		2	5				
										232	H	Southern Utah		4	1				
										146	A	Portland St.		0	4				

Non-Div. I Games:

CSU Bakersfield

Average RPI Win:	0	WON-LOST	WINNING	LAST 10	STRENGTH OF	OPP. STRENGTH	TEAM	ADJ	CONF.	ADJ CONF.	
Average RPI Loss:	229	RECORD	PCT. RANK	GAMES	SCHEDULE	OF SCHEDULE	RPI	RPI	RPI	RPI	
DIV. I ONLY		0-3-0	0 318	0-3-0	214	322	320	.328 319	32	32	
DIV. I NON-CONF.		0-3-0	0 316	0-3-0	210	320	320	.328 319	32	32	
<hr/>											
TOTALS	RPI 1-25		RPI 26-50	W-L RECORDS		RPI 51-100		RPI 101-150		RPI 150+	
0-3-0	0-0-0		0-0-0	OVERALL		0-0-0		0-0-0		0-3-0	
0-1-0	0-0-0		0-0-0	HOME		0-0-0		0-0-0		0-1-0	
0-2-0	0-0-0		0-0-0	AWAY		0-0-0		0-0-0		0-2-0	
0-0-0	0-0-0		0-0-0	NEUTRAL		0-0-0		0-0-0		0-0-0	
0-3-0	0-0-0		0-0-0	NON-CONFERENCE		0-0-0		0-0-0		0-3-0	
0-1-0	0-0-0		0-0-0	HOME		0-0-0		0-0-0		0-1-0	
0-2-0	0-0-0		0-0-	AWAY		0-0-0		0-0-0		0-2-0	
0-0-0	0-0-0		0-0-0	NEUTRAL		0-0-0		0-0-0		0-0-0	
0-0-0	0-0-0		0-0-0	CONFERENCE		0-0-0		0-0-0		0-0-0	
0-0-0	0-0-0		0-0-0	HOME		0-0-0		0-0-0		0-0-0	
0-0-0	0-0-0		0-0-0	AWAY		0-0-0		0-0-0		0-0-0	
0-0-0	0-0-0		0-0-0	NEUTRAL		0-0-0		0-0-0		0-0-0	
RPI	S	Opponent	Score	RPI	S	Opponent	Score	RPI	S	Opponent	Score
								178	A	Arkansas St.	0 7
								247	H	Louisiana Tech	0 6
								261	A	La.-Monroe	0 9
				LAST 10 GAMES							
				247	H	Louisiana Tech	0 6	178	A	Arkansas St.	0 7
								261	A	La.-Monroe	0 9

Non-Div. I Games:

Grambling

[illegible]

Non-Div. I Games:

Alabama A&M

Average RPI Win: 306		WON-LOST	WINNING	LAST 10	STRENGTH OF		OPP. STRENGTH	TEAM	ADJ		CONF.	ADJ CONF.
Average RPI Loss: 201		RECORD	PCT. RANK	GAMES	SCHEDULE		OF SCHEDULE	RPI	RPI		RPI	RPI
DIV. I ONLY		1-8-1	.15	305	1-8-1		313	270	322		.32589	321
DIV. I NON-CONF.		1-5-0	.16667	295	1-5-0		301	247	316		.34136	314
TOTALS		RPI 1-25	RPI 26-50		W-L RECORDS		RPI 51-100		RPI 101-150		RPI 150+	
1-8-1		0-0-0	0-0-0		OVERALL		0-0-0		0-2-0		1-6-1	
0-1-1		0-0-0	0-0-0		HOME		0-0-0		0-0-0		0-1-1	
1-7-0		0-0-0	0-0-0		AWAY		0-0-0		0-2-0		1-5-0	
0-0-0		0-0-0	0-0-0		NEUTRAL		0-0-0		0-0-0		0-0-0	
1-5-0		0-0-0	0-0-0		NON-CONFERENCE		0-0-0		0-1-0		1-4-0	
0-0-0		0-0-0	0-0-0		HOME		0-0-0		0-0-0		0-0-0	
1-5-0		0-0-0	0-0-		AWAY		0-0-0		0-1-0		1-4-0	
0-0-0		0-0-0	0-0-0		NEUTRAL		0-0-0		0-0-0		0-0-0	
0-3-1		0-0-0	0-0-0		CONFERENCE		0-0-0		0-1-0		0-2-1	
0-1-1		0-0-0	0-0-0		HOME		0-0-0		0-0-0		0-1-1	
0-2-0		0-0-0	0-0-0		AWAY		0-0-0		0-1-0		0-1-0	
0-0-0		0-0-0	0-0-0		NEUTRAL		0-0-0		0-0-0		0-0-0	
RPI	S	Opponent	Score	RPI	S	Opponent	Score	RPI	S	Opponent	Score	
										105 A	Seattle	1
										138 A	St. Mary's (CA)	0
										179 A	Northern Ariz.	0
										196 A	Valparaiso	0
										199 A	IUPUI	0
										244 H	Utah Valley	3
										253 A	Air Force	0
										290 A	Idaho	1
										306 A	Colorado St.	1
										318 H	CSU Bakersfield	1
LAST 10 GAMES												
										105 A	Seattle	1
										244 H	Utah Valley	3
										318 H	CSU Bakersfield	1
										290 A	Idaho	1
										196 A	Valparaiso	0
										138 A	St. Mary's (CA)	0

Non-Div. I Games:

Grand Canyon

Average RPI Win:		0	WON-LOST		WINNING		LAST 10		STRENGTH OF		OPP. STRENGTH		TEAM		ADJ		CONF.		ADJ CONF.										
Average RPI Loss:		206	RECORD		PCT. RANK		GAMES		SCHEDULE		OF SCHEDULE		RPI		RPI		RPI		RPI										
DIV. I ONLY			0-9-0		0	318	0-9-0		222		307		321		.32379		322	31		31									
DIV. I NON-CONF.			0-9-0		0	316	0-9-0		218		304		322		.32379		321	31		31									
TOTALS		RPI 1-25		RPI 26-50		W-L RECORDS		RPI 51-100		RPI 101-150		RPI 150+																	
0-9-0		0-0-0		0-0-0		OVERALL		0-1-0		0-2-0		0-6-0																	
0-1-0		0-0-0		0-0-0		HOME		0-0-0		0-0-0		0-1-0																	
0-6-0		0-0-0		0-0-0		AWAY		0-1-0		0-1-0		0-4-0																	
0-2-0		0-0-0		0-0-0		NEUTRAL		0-0-0		0-1-0		0-1-0																	
0-9-0		0-0-0		0-0-0		NON-CONFERENCE		0-1-0		0-2-0		0-6-0																	
0-1-0		0-0-0		0-0-0		HOME		0-0-0		0-0-0		0-1-0																	
0-6-0		0-0-0		0-0-		AWAY		0-1-0		0-1-0		0-4-0																	
0-2-0		0-0-0		0-0-0		NEUTRAL		0-0-0		0-1-0		0-1-0																	
0-0-0		0-0-0		0-0-0		CONFERENCE		0-0-0		0-0-0		0-0-0																	
0-0-0		0-0-0		0-0-0		HOME		0-0-0		0-0-0		0-0-0																	
0-0-0		0-0-0		0-0-0		AWAY		0-0-0		0-0-0		0-0-0																	
0-0-0		0-0-0		0-0-0		NEUTRAL		0-0-0		0-0-0		0-0-0																	
RPI	S	Opponent		Score		RPI	S	Opponent		Score		RPI	S	Opponent		Score													
												94	A	Furman		1	3	109	N	UAB		0	2						
												144	A	East Carolina		0	3	174	A	Wofford		0	3						
												209	H	UNC Wilmington		1	3	231	A	East Tenn. St.		0	2						
												294	A	Campbell		2	3	295	A	Charleston So.		0	1						
												308	N	Gardner-Webb		1	2												
												LAST 10 GAMES																	
												231	A	East Tenn. St.		0	2	94	A	Furman		1	3						
												144	A	East Carolina		0	3	174	A	Wofford		0	3						
294	A	Campbell		2	3	209	H	UNC Wilmington		1	3																		
308	N	Gardner-Webb		1	2	295	A	Charleston So.		0	1																		
109	N	UAB		0	2																								

Non-Div. I Games:

Francis Marion

Average RPI Win: 0		WON-LOST RECORD		WINNING PCT. RANK		LAST 10 GAMES		STRENGTH OF SCHEDULE		OPP. STRENGTH OF SCHEDULE		TEAM RPI		ADJ RPI		CONF. RPI		ADJ CONF. RPI	
DIV. I ONLY		0-9-0		0 318		0-9-0		271		220		324		.3186 323		24		24	
DIV. I NON-CONF.		0-9-0		0 316		0-9-0		269		222		323		.3186 322		24		25	
TOTALS		RPI 1-25		RPI 26-50		W-L RECORDS		RPI 51-100		RPI 101-150		RPI 150+							
0-9-0		0-0-0		0-0-0		OVERALL		0-1-0		0-1-0		0-7-0							
0-2-0		0-0-0		0-0-0		HOME		0-1-0		0-0-0		0-1-0							
0-7-0		0-0-0		0-0-0		AWAY		0-0-0		0-1-0		0-6-0							
0-0-0		0-0-0		0-0-0		NEUTRAL		0-0-0		0-0-0		0-0-0							
0-9-0		0-0-0		0-0-0		NON-CONFERENCE		0-1-0		0-1-0		0-7-0							
0-2-0		0-0-0		0-0-0		HOME		0-1-0		0-0-0		0-1-0							
0-7-0		0-0-0		0-0-		AWAY		0-0-0		0-1-0		0-6-0							
0-0-0		0-0-0		0-0-0		NEUTRAL		0-0-0		0-0-0		0-0-0							
0-0-0		0-0-0		0-0-0		CONFERENCE		0-0-0		0-0-0		0-0-0							
0-0-0		0-0-0		0-0-0		HOME		0-0-0		0-0-0		0-0-0							
0-0-0		0-0-0		0-0-0		AWAY		0-0-0		0-0-0		0-0-0							
0-0-0		0-0-0		0-0-0		NEUTRAL		0-0-0		0-0-0		0-0-0							
RPI	S	Opponent		Score	RPI	S	Opponent		Score	RPI	S	Opponent		Score					
							88	H	Yale	1	3	119	A	Cincinnati	1	4			
												162	A	Dartmouth	0	3			
												165	H	Harvard	0	5			
												211	A	Cleveland St.	0	2			
												232	A	Marist	1	5			
												243	A	Siena	1	2			
												252	A	Sacred Heart	1	5			
												264	A	St. Bonaventure	1	3			
LAST 10 GAMES																			
							211	A	Cleveland St.	0	2	162	A	Dartmouth	0	3			
							88	H	Yale	1	3	165	H	Harvard	0	5			
							243	A	Siena	1	2	264	A	St. Bonaventure	1	3			
							119	A	Cincinnati	1	4	252	A	Sacred Heart	1	5			
							232	A	Marist	1	5								

Non-Div. I Games:

UMass Lowell

Average RPI Win: 315		WON-LOST RECORD		WINNING PCT. RANK		LAST 10 GAMES		STRENGTH OF SCHEDULE		OPP. STRENGTH OF SCHEDULE		TEAM RPI		ADJ RPI		CONF. RPI		ADJ CONF. RPI	
DIV. I ONLY		1-11-0		.08333 314		1-9-0		269		320		323		.31417 324		22		22	
DIV. I NON-CONF.		1-10-0		.09091 311		1-8-0		260		323		321		.31791 323		21		21	
TOTALS		RPI 1-25		RPI 26-50		W-L RECORDS		RPI 51-100		RPI 101-150		RPI 150+							
1-11-0		0-0-0		0-0-0		OVERALL		0-0-0		0-2-0		1-9-0							
0-4-0		0-0-0		0-0-0		HOME		0-0-0		0-1-0		0-3-0							
0-6-0		0-0-0		0-0-0		AWAY		0-0-0		0-1-0		0-5-0							
1-1-0		0-0-0		0-0-0		NEUTRAL		0-0-0		0-0-0		1-1-0							
1-10-0		0-0-0		0-0-0		NON-CONFERENCE		0-0-0		0-2-0		1-8-0							
0-4-0		0-0-0		0-0-0		HOME		0-0-0		0-1-0		0-3-0							
0-5-0		0-0-0		0-0-		AWAY		0-0-0		0-1-0		0-4-0							
1-1-0		0-0-0		0-0-0		NEUTRAL		0-0-0		0-0-0		1-1-0							
0-1-0		0-0-0		0-0-0		CONFERENCE		0-0-0		0-0-0		0-1-0							
0-0-0		0-0-0		0-0-0		HOME		0-0-0		0-0-0		0-0-0							
0-1-0		0-0-0		0-0-0		AWAY		0-0-0		0-0-0		0-1-0							
0-0-0		0-0-0		0-0-0		NEUTRAL		0-0-0		0-0-0		0-0-0							
RPI	S	Opponent		Score	RPI	S	Opponent		Score	RPI	S	Opponent		Score					
										103	A	Iowa		1	2				
										117	H	Iowa St.		0	2				
										159	A	Ball St.		1	2				
										199	A	IUPUI		1	2				
										216	A	Missouri St.		1	3				
										242	H	South Dakota St.		0	1				
										267	A	South Dakota		0	3				
										283	H	Neb. Omaha		1	2				
										286	A	IPFW		0	2				
										289	H	Western Ill.		0	2				
										289	N	Western Ill.		1	2				
										315	N	Eastern Ill.		2	0				
LAST 10 GAMES																			
										242	H	South Dakota St.		0	1				
										289	H	Western Ill.		0	2				
										283	H	Neb. Omaha		1	2				
										289	N	Western Ill.		1	2				
										315	N	Eastern Ill.		2	0				
										199	A	IUPUI		1	2				
										216	A	Missouri St.		1	3				
										267	A	South Dakota		0	3				
										117	H	Iowa St.		0	2				
										103	A	Iowa		1	2				

Non-Div. I Games:

UNI

[illegible]

Non-Div. I Games:	Lyon	2	3	Williams Baptist	9	0	Central Baptist	2	0
-------------------	------	---	---	------------------	---	---	-----------------	---	---

Ark.-Pine Bluff

Average RPI Win: 314		WON-LOST RECORD		WINNING PCT. RANK		LAST 10 GAMES		STRENGTH OF SCHEDULE		OPP. STRENGTH OF SCHEDULE		TEAM RPI		ADJ RPI		CONF. RPI		ADJ CONF. RPI	
DIV. I ONLY		2-7-0		.22222 291		2-7-0		325		295		326		.30534 326		26		26	
DIV. I NON-CONF.		2-5-0		.28571 262		2-5-0		324		321		325		.30231 325		27		27	
TOTALS		RPI 1-25		RPI 26-50		W-L RECORDS		RPI 51-100		RPI 101-150		RPI 150+							
2-7-0		0-0-0		0-0-0		OVERALL		0-0-0		0-1-0		2-6-0							
2-0-0		0-0-0		0-0-0		HOME		0-0-0		0-0-0		2-0-0							
0-7-0		0-0-0		0-0-0		AWAY		0-0-0		0-1-0		0-6-0							
0-0-0		0-0-0		0-0-0		NEUTRAL		0-0-0		0-0-0		0-0-0							
2-5-0		0-0-0		0-0-0		NON-CONFERENCE		0-0-0		0-0-0		2-5-0							
2-0-0		0-0-0		0-0-0		HOME		0-0-0		0-0-0		2-0-0							
0-5-0		0-0-0		0-0-		AWAY		0-0-0		0-0-0		0-5-0							
0-0-0		0-0-0		0-0-0		NEUTRAL		0-0-0		0-0-0		0-0-0							
0-2-0		0-0-0		0-0-0		CONFERENCE		0-0-0		0-1-0		0-1-0							
0-0-0		0-0-0		0-0-0		HOME		0-0-0		0-0-0		0-0-0							
0-2-0		0-0-0		0-0-0		AWAY		0-0-0		0-1-0		0-1-0							
0-0-0		0-0-0		0-0-0		NEUTRAL		0-0-0		0-0-0		0-0-0							
RPI	S	Opponent		Score	RPI	S	Opponent		Score	RPI	S	Opponent		Score					

Non-Div. I Games:

VMI

[illegible]

Non-Div. I Games:

Delaware St.