




Average RPI Win: 61		WON-LOST	WINNING		LAST 10	STRENGTH OF		OPP. STRENGTH	TEAM	ADJ	CONF.	ADJ CONF.
Average RPI Loss: 0		RECORD	PCT. RANK		GAMES	SCHEDULE		OF SCHEDULE	RPI	RPI	RPI	RPI
DIV. I ONLY		18-0-0	1	1	10-0-0	28		2	1	.70691	1	1
DIV. I NON-CONF.		6-0-0	1	1	0-0-0	23		2	3	.71862	3	1
TOTALS		RPI 1-25	RPI 26-50		W-L RECORDS	RPI 51-100		RPI 101-150		RPI 150+		
18-0-0	6-0-0		4-0-0		OVERALL	4-0-0		2-0-0		2-0-0		
12-0-0	4-0-0		2-0-0		HOME	4-0-0		1-0-0		1-0-0		
6-0-0	2-0-0		2-0-0		AWAY	0-0-0		1-0-0		1-0-0		
0-0-0	0-0-0		0-0-0		NEUTRAL	0-0-0		0-0-0		0-0-0		
6-0-0	2-0-0		1-0-0		NON-CONFERENCE	1-0-0		1-0-0		1-0-0		
6-0-0	2-0-0		1-0-0		HOME	1-0-0		1-0-0		1-0-0		
0-0-0	0-0-0		0-0-		AWAY	0-0-0		0-0-0		0-0-0		
0-0-0	0-0-0		0-0-0		NEUTRAL	0-0-0		0-0-0		0-0-0		
12-0-0	4-0-0		3-0-0		CONFERENCE	3-0-0		1-0-0		1-0-0		
6-0-0	2-0-0		1-0-0		HOME	3-0-0		0-0-0		0-0-0		
6-0-0	2-0-0		2-0-0		AWAY	0-0-0		1-0-0		1-0-0		
0-0-0	0-0-0		0-0-0		NEUTRAL	0-0-0		0-0-0		0-0-0		
RPI S	Opponent	Score	RPI S	Opponent	Score	RPI S	Opponent	Score	RPI S	Opponent	Score	
3 A	North Carolina	2 0	28 A	Duke	3 2	61 H	Clemson	3 0	110 A	North Carolina St.	5 0	
6 H	Florida St.	1 0	33 A	Boston College	2 1	67 H	VCU	4 2	122 H	Seton Hall	3 0	
9 H	Penn St.	5 1	35 H	Rutgers	6 0	72 H	Miami (FL)	4 0	180 H	Richmond	3 0	
14 H	Santa Clara	4 0	38 H	Maryland	1 0	85 H	Syracuse	3 0	186 A	Pittsburgh	3 1	
15 A	Wake Forest	2 0										
25 H	Notre Dame	3 2										
LAST 10 GAMES												
	6 H	Florida St.	1	0		25 H	Notre Dame	3	2			
	72 H	Miami (FL)	4	0		61 H	Clemson	3	0			
	3 A	North Carolina	2	0		38 H	Maryland	1	0			
	110 A	North Carolina St.	5	0		28 A	Duke	3	2			
	15 A	Wake Forest	2	0		186 A	Pittsburgh	3	1			

Non-Div. I Games:

Virginia

U
C
L
A

 Tie,  Loss,  Non-Conf, S Site, H Home, A Away, N Neutral Page 2

Average RPI Win:		72	WON-LOST RECORD		WINNING PCT. RANK		LAST 10 GAMES		STRENGTH OF SCHEDULE		OPP. STRENGTH OF SCHEDULE		TEAM RPI		ADJ RPI		CONF. RPI		ADJ CONF. RPI					
DIV. I ONLY			15-3-0		.83333		11		8-2-0		4		5		3		.68347		3		1		1	
DIV. I NON-CONF.			6-0-0		1		1		0-0-0		3		18		1		.75117		1		1		1	
TOTALS		RPI 1-25		RPI 26-50		W-L RECORDS		RPI 51-100		RPI 101-150		RPI 150+												
15-3-0		5-3-0		2-0-0		OVERALL		4-0-0		1-0-0		3-0-0												
6-2-0		0-2-0		1-0-0		HOME		2-0-0		1-0-0		2-0-0												
5-1-0		2-1-0		1-0-0		AWAY		1-0-0		0-0-0		1-0-0												
4-0-0		3-0-0		0-0-0		NEUTRAL		1-0-0		0-0-0		0-0-0												
6-0-0		3-0-0		0-0-0		NON-CONFERENCE		1-0-0		0-0-0		2-0-0												
2-0-0		0-0-0		0-0-0		HOME		0-0-0		0-0-0		2-0-0												
0-0-0		0-0-0		0-0-		AWAY		0-0-0		0-0-0		0-0-0												
4-0-0		3-0-0		0-0-0		NEUTRAL		1-0-0		0-0-0		0-0-0												
9-3-0		2-3-0		2-0-0		CONFERENCE		3-0-0		1-0-0		1-0-0												
4-2-0		0-2-0		1-0-0		HOME		2-0-0		1-0-0		0-0-0												
5-1-0		2-1-0		1-0-0		AWAY		1-0-0		0-0-0		1-0-0												
0-0-0		0-0-0		0-0-0		NEUTRAL		0-0-0		0-0-0		0-0-0												
RPI	S	Opponent		Score		RPI	S	Opponent		Score		RPI	S	Opponent		Score								
1	H	Virginia		0 2		33	A	Boston College		1 0		61	H	Clemson		2 0								
2	N	UCLA		1 0		38	H	Maryland		3 1		67	N	VCU		4 0								
6	A	Florida St.		0 1								72	A	Miami (FL)		4 0								
10	A	Virginia Tech		2 1								85	H	Syracuse		1 0								
14	N	Santa Clara		2 0																				
15	A	Wake Forest		2 1																				
21	N	West Virginia		4 2																				
25	H	Notre Dame		0 1																				
						LAST 10 GAMES																		
						15 A Wake Forest						2 1												
						61 H Clemson						2 0												
						1 H Virginia						0 2												
						85 H Syracuse						1 0												
						33 A Boston College						1 0												
						110 H North Carolina St.						3 0												
						38 H Maryland						3 1												
						186 A Pittsburgh						1 0												
						72 A Miami (FL)						4 0												
						6 A Florida St.						0 1												

Non-Div. I Games:

North Carolina

Average RPI Win:		105	WON-LOST RECORD		WINNING PCT. RANK	LAST 10 GAMES		STRENGTH OF SCHEDULE		OPP. STRENGTH OF SCHEDULE	TEAM RPI	ADJ RPI	CONF. RPI	ADJ CONF. RPI			
Average RPI Loss:		4															
DIV. I ONLY			14-1-2		.88235	4	7-1-2		23	37	7	.66957	5	4	4		
DIV. I NON-CONF.			8-0-1		.94444	6	1-0-1		46	24	6	.67728	6	5	5		
TOTALS		RPI 1-25		RPI 26-50		W-L RECORDS		RPI 51-100		RPI 101-150		RPI 150+					
14-1-2		0-1-1		2-0-1		OVERALL		5-0-0		5-0-0		2-0-0					
8-0-2		0-0-1		1-0-1		HOME		3-0-0		3-0-0		1-0-0					
6-1-0		0-1-0		1-0-0		AWAY		2-0-0		2-0-0		1-0-0					
0-0-0		0-0-0		0-0-0		NEUTRAL		0-0-0		0-0-0		0-0-0					
8-0-1		0-0-1		2-0-0		NON-CONFERENCE		2-0-0		2-0-0		2-0-0					
5-0-1		0-0-1		1-0-0		HOME		2-0-0		1-0-0		1-0-0					
3-0-0		0-0-0		1-0-		AWAY		0-0-0		1-0-0		1-0-0					
0-0-0		0-0-0		0-0-0		NEUTRAL		0-0-0		0-0-0		0-0-0					
6-1-1		0-1-0		0-0-1		CONFERENCE		3-0-0		3-0-0		0-0-0					
3-0-1		0-0-0		0-0-1		HOME		1-0-0		2-0-0		0-0-0					
3-1-0		0-1-0		0-0-0		AWAY		2-0-0		1-0-0		0-0-0					
0-0-0		0-0-0		0-0-0		NEUTRAL		0-0-0		0-0-0		0-0-0					
RPI	S	Opponent		Score		RPI	S	Opponent		Score		RPI	S	Opponent		Score	
4	A	Marquette		0 4		42	H	William & Mary		2 1		51	A	Butler		3 0	
11	H	UCF		1 1		45	H	DePaul		1 1		57	H	St. John's (NY)		4 0	
						47	A	Connecticut		2 1		67	H	VCU		4 0	
												77	A	Villanova		3 1	
												84	H	Yale		8 0	
														141 A Providence		2 1	
														200 A George Washington		3 2	
														248 H Quinnipiac		5 0	
LAST 10 GAMES																	
		77 A Villanova		3 1				51 A Butler		3 0							
		120 H Creighton		4 0				127 H Xavier		7 1							
		57 H St. John's (NY)		4 0				45 H DePaul		1 1							
		4 A Marquette		0 4				47 A Connecticut		2 1							
		141 A Providence		2 1				11 H UCF		1 1							

Non-Div. I Games:

Georgetown

Average RPI Win: 64		WON-LOST	WINNING	LAST 10	STRENGTH OF		OPP. STRENGTH	TEAM	ADJ	CONF.	ADJ CONF.
Average RPI Loss: 1		RECORD	PCT. RANK	GAMES	SCHEDULE		OF SCHEDULE	RPI	RPI	RPI	RPI
DIV. I ONLY		14-1-3	.86111	7	8-1-1		33	1	6	.66761	6
DIV. I NON-CONF.		5-0-1	.91667	11	0-0-0		54	1	7	.67299	7
TOTALS		RPI 1-25	RPI 26-50		W-L RECORDS		RPI 51-100		RPI 101-150		RPI 150+
14-1-3		4-1-1	3-0-0		OVERALL		4-0-2		2-0-0		1-0-0
10-0-1		2-0-0	2-0-0		HOME		3-0-1		2-0-0		1-0-0
4-1-2		2-1-1	1-0-0		AWAY		1-0-1		0-0-0		0-0-0
0-0-0		0-0-0	0-0-0		NEUTRAL		0-0-0		0-0-0		0-0-0
5-0-1		2-0-0	0-0-0		NON-CONFERENCE		2-0-1		1-0-0		0-0-0
4-0-1		1-0-0	0-0-0		HOME		2-0-1		1-0-0		0-0-0
1-0-0		1-0-0	0-0-		AWAY		0-0-0		0-0-0		0-0-0
0-0-0		0-0-0	0-0-0		NEUTRAL		0-0-0		0-0-0		0-0-0
9-1-2		2-1-1	3-0-0		CONFERENCE		2-0-1		1-0-0		1-0-0
6-0-0		1-0-0	2-0-0		HOME		1-0-0		1-0-0		1-0-0
3-1-2		1-1-1	1-0-0		AWAY		1-0-1		0-0-0		0-0-0
0-0-0		0-0-0	0-0-0		NEUTRAL		0-0-0		0-0-0		0-0-0
RPI S	Opponent	Score		RPI S	Opponent	Score		RPI S	Opponent	Score	
1 A	Virginia	0	1	28 A	Duke	2	1	53 H	Oklahoma St.	1	1
3 H	North Carolina	1	0	33 H	Boston College	4	3	61 A	Clemson	1	1
10 A	Virginia Tech	2	1	38 H	Maryland	2	1	72 H	Miami (FL)	4	0
11 H	UCF	1	0					85 A	Syracuse	1	0
12 A	Florida	3	0					89 H	Auburn	4	1
15 A	Wake Forest	0	0					99 H	Oregon St.	1	0
				LAST 10 GAMES							
	1 A	Virginia	0	1		33 H	Boston College	4	3		
	10 A	Virginia Tech	2	1		61 A	Clemson	1	1		
	38 H	Maryland	2	1		72 H	Miami (FL)	4	0		
	186 H	Pittsburgh	4	0		110 H	North Carolina St.	1	0		
	85 A	Syracuse	1	0		3 H	North Carolina	1	0		

Non-Div. I Games:

Florida St.

Average RPI Win:	78	WON-LOST	WINNING	LAST 10	STRENGTH OF	OPP. STRENGTH	TEAM	ADJ	CONF.	ADJ CONF.		
Average RPI Loss:	29	RECORD	PCT. RANK	GAMES	SCHEDULE	OF SCHEDULE	RPI	RPI	RPI	RPI		
DIV. I ONLY		14-3-1	.80556	19	9-1-0	13	23	8	.65672	8	2	2
DIV. I NON-CONF.		5-2-1	.6875	70	1-0-0	28	62	31	.61847	31	2	2
<hr/>												
TOTALS	RPI 1-25	RPI 26-50		W-L RECORDS		RPI 51-100		RPI 101-150		RPI 150+		
14-3-1	3-2-0	3-0-0		OVERALL		4-1-0		2-0-1		2-0-0		
7-1-0	2-1-0	2-0-0		HOME		1-0-0		1-0-0		1-0-0		
5-2-1	1-1-0	1-0-0		AWAY		2-1-0		1-0-1		0-0-0		
2-0-0	0-0-0	0-0-0		NEUTRAL		1-0-0		0-0-0		1-0-0		
5-2-1	1-1-0	0-0-0		NON-CONFERENCE		1-1-0		1-0-1		2-0-0		
3-0-0	1-0-0	0-0-0		HOME		0-0-0		1-0-0		1-0-0		
0-2-1	0-1-0	0-0-		AWAY		0-1-0		0-0-1		0-0-0		
2-0-0	0-0-0	0-0-0		NEUTRAL		1-0-0		0-0-0		1-0-0		
9-1-0	2-1-0	3-0-0		CONFERENCE		3-0-0		1-0-0		0-0-0		
4-1-0	1-1-0	2-0-0		HOME		1-0-0		0-0-0		0-0-0		
5-0-0	1-0-0	1-0-0		AWAY		2-0-0		1-0-0		0-0-0		
0-0-0	0-0-0	0-0-0		NEUTRAL		0-0-0		0-0-0		0-0-0		
RPI S	Opponent	Score	RPI S	Opponent	Score	RPI S	Opponent	Score	RPI S	Opponent	Score	
7 H	Michigan	1 2	44 A	Wisconsin	2 1	54 A	Illinois	3 2	119 A	Utah St.	2 2	
9 H	Penn St.	3 2	46 H	Ohio St.	1 0	60 A	Arkansas	1 2	129 H	Cincinnati	4 1	
13 H	Denver	2 1	49 H	Iowa	2 1	68 H	Michigan St.	1 0	150 A	Northwestern	2 1	
20 A	BYU	0 3				86 N	San Diego	2 1	163 N	San Francisco	3 0	
22 A	Minnesota	1 0				91 A	Purdue	4 0	174 H	Southeast Mo. St.	4 0	
			LAST 10 GAMES									
			9 H	Penn St.	3 2	7 H	Michigan	1 2				
			46 H	Ohio St.	1 0	49 H	Iowa	2 1				
			22 A	Minnesota	1 0	54 A	Illinois	3 2				
			44 A	Wisconsin	2 1	150 A	Northwestern	2 1				
			91 A	Purdue	4 0	13 H	Denver	2 1				

Non-Div. I Games:

Nebraska

Average RPI Win: 85		WON-LOST RECORD		WINNING PCT. RANK		LAST 10 GAMES		STRENGTH OF SCHEDULE		OPP. STRENGTH OF SCHEDULE		TEAM RPI		ADJ RPI		CONF. RPI		ADJ CONF. RPI	
DIV. I ONLY		12-5-1		.69444 53		5-4-0		1		30		9		.65446 9		2		2	
DIV. I NON-CONF.		6-1-1		.8125 30		1-0-0		2		74		4		.69774 4		2		2	
TOTALS		RPI 1-25		RPI 26-50		W-L RECORDS		RPI 51-100		RPI 101-150		RPI 150+							
12-5-1		0-4-1		4-1-0		OVERALL		6-0-0		1-0-0		1-0-0							
8-1-1		0-1-1		3-0-0		HOME		4-0-0		1-0-0		0-0-0							
4-4-0		0-3-0		1-1-0		AWAY		2-0-0		0-0-0		1-0-0							
0-0-0		0-0-0		0-0-0		NEUTRAL		0-0-0		0-0-0		0-0-0							
6-1-1		0-1-1		1-0-0		NON-CONFERENCE		4-0-0		0-0-0		1-0-0							
3-0-1		0-0-1		1-0-0		HOME		2-0-0		0-0-0		0-0-0							
3-1-0		0-1-0		0-0-		AWAY		2-0-0		0-0-0		1-0-0							
0-0-0		0-0-0		0-0-0		NEUTRAL		0-0-0		0-0-0		0-0-0							
6-4-0		0-3-0		3-1-0		CONFERENCE		2-0-0		1-0-0		0-0-0							
5-1-0		0-1-0		2-0-0		HOME		2-0-0		1-0-0		0-0-0							
1-3-0		0-2-0		1-1-0		AWAY		0-0-0		0-0-0		0-0-0							
0-0-0		0-0-0		0-0-0		NEUTRAL		0-0-0		0-0-0		0-0-0							
RPI	S	Opponent		Score		RPI	S	Opponent		Score		RPI	S	Opponent		Score			
1	A	Virginia		1	5	32	H	Indiana		4	1	53	A	Oklahoma St.		4	2		
7	H	Michigan		0	1	44	A	Wisconsin		2	1	54	H	Illinois		5	0		
8	A	Nebraska		2	3	46	H	Ohio St.		4	2	83	H	La Salle		5	1		
21	H	West Virginia		2	2	49	A	Iowa		2	3	91	H	Purdue		6	1		
22	A	Minnesota		0	1	50	H	Boston U.		1	0	93	A	Tulsa		3	2		
												100 H Hofstra 2 1							

Average RPI Win:	89	WON-LOST	WINNING	LAST 10	STRENGTH OF	OPP. STRENGTH	TEAM	ADJ	CONF.	ADJ CONF.		
Average RPI Loss:	5	RECORD	PCT. RANK	GAMES	SCHEDULE	OF SCHEDULE	RPI	RPI	RPI	RPI		
DIV. I ONLY		14-2-2	.83333	11	8-1-1	34	11	10	.65267	10	1	1
DIV. I NON-CONF.		5-0-1	.91667	11	0-0-0	17	84	5	.68033	5	1	1
<hr/>												
TOTALS	RPI 1-25	RPI 26-50		W-L RECORDS		RPI 51-100		RPI 101-150		RPI 150+		
14-2-2	2-2-1	3-0-1		OVERALL		4-0-0		3-0-0		2-0-0		
8-2-0	2-2-0	0-0-0		HOME		3-0-0		2-0-0		1-0-0		
5-0-1	0-0-0	3-0-1		AWAY		0-0-0		1-0-0		1-0-0		
1-0-1	0-0-1	0-0-0		NEUTRAL		1-0-0		0-0-0		0-0-0		
5-0-1	0-0-1	1-0-0		NON-CONFERENCE		1-0-0		2-0-0		1-0-0		
3-0-0	0-0-0	0-0-0		HOME		0-0-0		2-0-0		1-0-0		
1-0-0	0-0-0	1-0-		AWAY		0-0-0		0-0-0		0-0-0		
1-0-1	0-0-1	0-0-0		NEUTRAL		1-0-0		0-0-0		0-0-0		
9-2-1	2-2-0	2-0-1		CONFERENCE		3-0-0		1-0-0		1-0-0		
5-2-0	2-2-0	0-0-0		HOME		3-0-0		0-0-0		0-0-0		
4-0-1	0-0-0	2-0-1		AWAY		0-0-0		1-0-0		1-0-0		
0-0-0	0-0-0	0-0-0		NEUTRAL		0-0-0		0-0-0		0-0-0		
RPI S	Opponent	Score	RPI S	Opponent	Score	RPI S	Opponent	Score	RPI S	Opponent	Score	
3	H North Carolina	1 2	28	A Duke	1 1	61	H Clemson	1 0	110	A North Carolina St.	4 1	
6	H Florida St.	1 2	33	A Boston College	1 0	72	H Miami (FL)	1 0	112	H Charlotte	2 0	
15	H Wake Forest	2 1	38	A Maryland	2 0	85	H Syracuse	3 0	133	H High Point	7 1	
19	N Louisville	1 1	41	A James Madison	3 1	92	N North Texas	4 2	186	A Pittsburgh	4 0	
25	H Notre Dame	1 0							246	H East Tenn. St.	2 0	
			LAST 10 GAMES									
			72 H Miami (FL) 1 0			61 H Clemson 1 0						
			6 H Florida St. 1 2			28 A Duke 1 1						
			186 A Pittsburgh 4 0			110 A North Carolina St. 4 1						
			15 H Wake Forest 2 1			33 A Boston College 1 0						
			25 H Notre Dame 1 0			38 A Maryland 2 0						

Non-Div. I Games:

Virginia Tech

U
C
F

UCF

Average RPI Win:	82	WON-LOST RECORD	WINNING PCT. RANK	LAST 10 GAMES	STRENGTH OF SCHEDULE	OPP. STRENGTH OF SCHEDULE	TEAM RPI	ADJ RPI	CONF. RPI	ADJ CONF. RPI		
DIV. I ONLY		14-3-1	.80556	19	8-2-0	37	14	12	.64431	12	5	5
DIV. I NON-CONF.		6-1-1	.8125	30	0-0-0	47	3	15	.64834	15	4	4
<hr/>												
TOTALS	RPI 1-25	RPI 26-50		W-L RECORDS		RPI 51-100		RPI 101-150		RPI 150+		
14-3-1	1-2-0	4-0-0		OVERALL		6-1-1		1-0-0		2-0-0		
10-2-0	1-2-0	2-0-0		HOME		6-0-0		1-0-0		0-0-0		
4-1-1	0-0-0	2-0-0		AWAY		0-1-1		0-0-0		2-0-0		
0-0-0	0-0-0	0-0-0		NEUTRAL		0-0-0		0-0-0		0-0-0		
<hr/>												
6-1-1	1-1-0	0-0-0		NON-CONFERENCE		3-0-1		1-0-0		1-0-0		
5-1-0	1-1-0	0-0-0		HOME		3-0-0		1-0-0		0-0-0		
1-0-1	0-0-0	0-0-		AWAY		0-0-1		0-0-0		1-0-0		
0-0-0	0-0-0	0-0-0		NEUTRAL		0-0-0		0-0-0		0-0-0		
<hr/>												
8-2-0	0-1-0	4-0-0		CONFERENCE		3-1-0		0-0-0		1-0-0		
5-1-0	0-1-0	2-0-0		HOME		3-0-0		0-0-0		0-0-0		
3-1-0	0-0-0	2-0-0		AWAY		0-1-0		0-0-0		1-0-0		
0-0-0	0-0-0	0-0-0		NEUTRAL		0-0-0		0-0-0		0-0-0		
<hr/>												
RPI S	Opponent	Score		RPI S	Opponent	Score		RPI S	Opponent	Score		
6 H	Florida St.	0	3	27 H	Kentucky	3	0	53 H	Oklahoma St.	2	0	
17 H	South Carolina	1	2	30 A	Ole Miss	4	1	62 A	South Fla.	1	1	
22 H	Minnesota	2	0	31 H	Texas A&M	2	0	69 H	FGCU	3	1	
				48 A	Tennessee	3	0	79 H	LSU	3	0	
								80 A	Missouri	0	1	
								89 H	Auburn	3	0	
								97 H	Alabama	3	0	
								99 H	Oregon St.	3	1	
<hr/>												
				LAST 10 GAMES								
				31 H Texas A&M		2 0		89 H Auburn		3 0		
				48 A Tennessee		3 0		17 H South Carolina		1 2		
				79 H LSU		3 0		80 A Missouri		0 1		
				27 H Kentucky		3 0		30 A Ole Miss		4 1		
				225 A Mississippi St.		1 0		97 H Alabama		3 0		

Non-Div. I Games:

Florida

D
e
n
v
e
r

Page 13

Average RPI Win:		125	WON-LOST RECORD		WINNING PCT. RANK		LAST 10 GAMES		STRENGTH OF SCHEDULE		OPP. STRENGTH OF SCHEDULE		TEAM RPI		ADJ RPI		CONF. RPI		ADJ CONF. RPI	
DIV. I ONLY			11-3-1		.76667	27	8-1-1		21		54		13		.63607	14	9		9	
DIV. I NON-CONF.			6-3-1		.65	89	3-1-1		9		15		20		.63554	22	8		8	
TOTALS		RPI 1-25		RPI 26-50		W-L RECORDS		RPI 51-100		RPI 101-150		RPI 150+								
11-3-1		1-3-0		1-0-1		OVERALL		2-0-0		4-0-0		3-0-0								
8-1-1		1-1-0		1-0-1		HOME		2-0-0		3-0-0		1-0-0								
3-1-0		0-1-0		0-0-0		AWAY		0-0-0		1-0-0		2-0-0								
0-1-0		0-1-0		0-0-0		NEUTRAL		0-0-0		0-0-0		0-0-0								
6-3-1		0-3-0		1-0-1		NON-CONFERENCE		1-0-0		3-0-0		1-0-0								
5-1-1		0-1-0		1-0-1		HOME		1-0-0		3-0-0		0-0-0								
1-1-0		0-1-0		0-0-		AWAY		0-0-0		0-0-0		1-0-0								
0-1-0		0-1-0		0-0-0		NEUTRAL		0-0-0		0-0-0		0-0-0								
5-0-0		1-0-0		0-0-0		CONFERENCE		1-0-0		1-0-0		2-0-0								
3-0-0		1-0-0		0-0-0		HOME		1-0-0		0-0-0		1-0-0								
2-0-0		0-0-0		0-0-0		AWAY		0-0-0		1-0-0		1-0-0								
0-0-0		0-0-0		0-0-0		NEUTRAL		0-0-0		0-0-0		0-0-0								
RPI	S	Opponent		Score		RPI	S	Opponent		Score		RPI	S	Opponent		Score				
1	A	Virginia		0	4	26	H	California		1	1	76	H	Long Beach St.		4	0			
3	N	North Carolina		0	2	38	H	Maryland		1	0	86	H	San Diego		1	0			
16	H	Stanford		2	3							125	H	Cal Poly		4	0			
20	H	BYU		2	1							126	H	Kansas		3	2			
												132	H	Iowa St.		5	1			
												149	A	St. Mary's (CA)		4	0			
												163	H	San Francisco		9	0			
												182	A	Fresno St.		1	0			
												273	A	Pacific		2	0			

Average RPI Win: 72		WON-LOST	WINNING	LAST 10	STRENGTH OF		OPP. STRENGTH	TEAM	ADJ	CONF.	ADJ CONF.
Average RPI Loss: 17		RECORD	PCT. RANK	GAMES	SCHEDULE		OF SCHEDULE	RPI	RPI	RPI	RPI
DIV. I ONLY		10-5-2	.64706	74	5		4	15	.63485	15	1
DIV. I NON-CONF.		5-0-0	1	1	8		11	2	.72762	2	1
TOTALS		RPI 1-25	RPI 26-50		W-L RECORDS		RPI 51-100		RPI 101-150		RPI 150+
10-5-2		1-3-2	2-2-0		OVERALL		6-0-0		0-0-0		1-0-0
6-2-1		0-2-1	2-0-0		HOME		3-0-0		0-0-0		1-0-0
3-3-1		1-1-1	0-2-0		AWAY		2-0-0		0-0-0		0-0-0
1-0-0		0-0-0	0-0-0		NEUTRAL		1-0-0		0-0-0		0-0-0
5-0-0		1-0-0	1-0-0		NON-CONFERENCE		3-0-0		0-0-0		0-0-0
3-0-0		0-0-0	1-0-0		HOME		2-0-0		0-0-0		0-0-0
1-0-0		1-0-0	0-0-		AWAY		0-0-0		0-0-0		0-0-0
1-0-0		0-0-0	0-0-0		NEUTRAL		1-0-0		0-0-0		0-0-0
5-5-2		0-3-2	1-2-0		CONFERENCE		3-0-0		0-0-0		1-0-0
3-2-1		0-2-1	1-0-0		HOME		1-0-0		0-0-0		1-0-0
2-3-1		0-1-1	0-2-0		AWAY		2-0-0		0-0-0		0-0-0
0-0-0		0-0-0	0-0-0		NEUTRAL		0-0-0		0-0-0		0-0-0
RPI S	Opponent	Score		RPI S	Opponent	Score		RPI S	Opponent	Score	
1	H Virginia	0	2	27	H Kentucky	3	1	55	N Washington	1	0
3	H North Carolina	1	2	28	H Duke	3	1	61	A Clemson	1	0
6	H Florida St.	0	0	33	A Boston College	0	1	72	H Miami (FL)	4	0
10	A Virginia Tech	1	2	38	A Maryland	0	1	85	A Syracuse	1	0
18	A Portland	3	2					92	H North Texas	2	1
25	A Notre Dame	1	1					97	H Alabama	3	0
LAST 10 GAMES											
	3 H North Carolina	1	2		25 A Notre Dame	1	1				
	186 H Pittsburgh	3	1		85 A Syracuse	1	0				
	61 A Clemson	1	0		33 A Boston College	0	1				
	10 A Virginia Tech	1	2		38 A Maryland	0	1				
	1 H Virginia	0	2		28 H Duke	3	1				

Non-Div. I Games:

Wake Forest

Average RPI Win: 86		WON-LOST RECORD		WINNING PCT. RANK		LAST 10 GAMES		STRENGTH OF SCHEDULE		OPP. STRENGTH OF SCHEDULE		TEAM RPI		ADJ RPI		CONF. RPI		ADJ CONF. RPI	
DIV. I ONLY		12-3-1		.78125 24		7-3-0		63		6		17		.63193 16		3		3	
DIV. I NON-CONF.		7-0-1		.9375 7		2-0-0		68		4		10		.66967 10		3		3	
TOTALS		RPI 1-25		RPI 26-50		W-L RECORDS		RPI 51-100		RPI 101-150		RPI 150+							
12-3-1		2-1-1		4-0-0		OVERALL		2-1-0		3-1-0		1-0-0							
6-3-1		0-1-1		2-0-0		HOME		1-1-0		2-1-0		1-0-0							
6-0-0		2-0-0		2-0-0		AWAY		1-0-0		1-0-0		0-0-0							
0-0-0		0-0-0		0-0-0		NEUTRAL		0-0-0		0-0-0		0-0-0							
7-0-1		1-0-1		3-0-0		NON-CONFERENCE		0-0-0		2-0-0		1-0-0							
4-0-1		0-0-1		1-0-0		HOME		0-0-0		2-0-0		1-0-0							
3-0-0		1-0-0		2-0-		AWAY		0-0-0		0-0-0		0-0-0							
0-0-0		0-0-0		0-0-0		NEUTRAL		0-0-0		0-0-0		0-0-0							
5-3-0		1-1-0		1-0-0		CONFERENCE		2-1-0		1-1-0		0-0-0							
2-3-0		0-1-0		1-0-0		HOME		1-1-0		0-1-0		0-0-0							
3-0-0		1-0-0		0-0-0		AWAY		1-0-0		1-0-0		0-0-0							
0-0-0		0-0-0		0-0-0		NEUTRAL		0-0-0		0-0-0		0-0-0							
RPI	S	Opponent		Score		RPI	S	Opponent		Score		RPI	S	Opponent		Score			
2	H	UCLA		1 2		33	A	Boston College		2 1		58	H	Arizona St.		0 1			
14	A	Santa Clara		3 2		37	H	Utah		1 0		95	H	Arizona		2 1			
18	H	Portland		1 1		38	H	Maryland		3 0		99	A	Oregon St.		4 1			
23	A	Colorado		2 0		47	A	Connecticut		1 0									

Non-Div. I Games:

Stanford

Average RPI Win:	106	WON-LOST RECORD	WINNING PCT. RANK	LAST 10 GAMES	STRENGTH OF SCHEDULE	OPP. STRENGTH OF SCHEDULE	TEAM RPI	ADJ RPI	CONF. RPI	ADJ CONF. RPI					
Average RPI Loss:	60														
DIV. I ONLY		14-2-2	.83333	11	7-2-1	80	27	16	.62935	17	5	5			
DIV. I NON-CONF.		7-0-1	.9375	7	0-0-0	59	39	11	.66031	11	4	4			
<hr/>															
TOTALS	RPI 1-25	RPI 26-50		W-L RECORDS		RPI 51-100		RPI 101-150		RPI 150+					
14-2-2	1-0-0	2-1-2		OVERALL		5-1-0		1-0-0		5-0-0					
9-0-0	0-0-0	1-0-0		HOME		4-0-0		1-0-0		3-0-0					
5-2-2	1-0-0	1-1-2		AWAY		1-1-0		0-0-0		2-0-0					
0-0-0	0-0-0	0-0-0		NEUTRAL		0-0-0		0-0-0		0-0-0					
7-0-1	0-0-0	1-0-1		NON-CONFERENCE		2-0-0		1-0-0		3-0-0					
5-0-0	0-0-0	1-0-0		HOME		1-0-0		1-0-0		2-0-0					
2-0-1	0-0-0	0-1-		AWAY		1-0-0		0-0-0		1-0-0					
0-0-0	0-0-0	0-0-0		NEUTRAL		0-0-0		0-0-0		0-0-0					
7-2-1	1-0-0	1-1-1		CONFERENCE		3-1-0		0-0-0		2-0-0					
4-0-0	0-0-0	0-0-0		HOME		3-0-0		0-0-0		1-0-0					
3-2-1	1-0-0	1-1-1		AWAY		0-1-0		0-0-0		1-0-0					
0-0-0	0-0-0	0-0-0		NEUTRAL		0-0-0		0-0-0		0-0-0					
RPI	S	Opponent	Score	RPI	S	Opponent	Score	RPI	S	Opponent	Score				
12	A	Florida	2 1	28	H	Duke	1 0	60	H	Arkansas	1 0	123	H	SMU	2 0
				30	A	Ole Miss	1 1	61	A	Clemson	2 1	162	H	Vanderbilt	4 1
				39	A	Georgia	0 2	62	H	South Fla.	1 0	167	H	UNC Wilmington	2 0
				48	A	Tennessee	1 0	80	A	Missouri	1 2	169	A	Northeastern	3 0
				50	A	Boston U.	0 0	89	H	Auburn	2 1	178	H	East Carolina	1 0
								97	H	Alabama	2 1	225	A	Mississippi St.	1 0
				LAST 10 GAMES											
				225	A	Mississippi St.	1 0	48	A	Tennessee	1 0				
				162	H	Vanderbilt	4 1	12	A	Florida	2 1				
				30	A	Ole Miss	1 1	60	H	Arkansas	1 0				
				80	A	Missouri	1 2	89	H	Auburn	2 1				
				97	H	Alabama	2 1	39	A	Georgia	0 2				

Non-Div. I Games:

South Carolina

Average RPI Win:	145	WON-LOST RECORD	WINNING PCT. RANK	LAST 10 GAMES	STRENGTH OF SCHEDULE	OPP. STRENGTH OF SCHEDULE	TEAM RPI	ADJ RPI	CONF. RPI	ADJ CONF. RPI				
DIV. I ONLY		13-2-1	.84375	9	9-1-0	97	56	20	.62287	18	9	9		
DIV. I NON-CONF.		8-1-1	.85	25	4-0-0	56	14	19	.64497	16	8	8		
<hr/>														
TOTALS	RPI 1-25	RPI 26-50		W-L RECORDS		RPI 51-100		RPI 101-150		RPI 150+				
13-2-1	1-2-1	1-0-0		OVERALL		3-0-0		3-0-0		5-0-0				
7-2-0	1-2-0	0-0-0		HOME		2-0-0		1-0-0		3-0-0				
6-0-1	0-0-1	1-0-0		AWAY		1-0-0		2-0-0		2-0-0				
0-0-0	0-0-0	0-0-0		NEUTRAL		0-0-0		0-0-0		0-0-0				
8-1-1	1-1-1	0-0-0		NON-CONFERENCE		2-0-0		3-0-0		2-0-0				
5-1-0	1-1-0	0-0-0		HOME		1-0-0		1-0-0		2-0-0				
3-0-1	0-0-1	0-0-		AWAY		1-0-0		2-0-0		0-0-0				
0-0-0	0-0-0	0-0-0		NEUTRAL		0-0-0		0-0-0		0-0-0				
5-1-0	0-1-0	1-0-0		CONFERENCE		1-0-0		0-0-0		3-0-0				
2-1-0	0-1-0	0-0-0		HOME		1-0-0		0-0-0		1-0-0				
3-0-0	0-0-0	1-0-0		AWAY		0-0-0		0-0-0		2-0-0				
0-0-0	0-0-0	0-0-0		NEUTRAL		0-0-0		0-0-0		0-0-0				
RPI	S	Opponent	Score		RPI	S	Opponent	Score		RPI	S	Opponent	Score	
4	H	Marquette	1	0	36	A	Pepperdine	3	1	55	A	Washington	3	0
15	H	Wake Forest	2	3						80	H	Missouri	3	2
16	A	Stanford	1	1						86	H	San Diego	2	0
20	H	BYU	0	1										

Non-Div. I Games:

Portland

Average RPI Win:		128	WON-LOST RECORD		WINNING PCT. RANK		LAST 10 GAMES		STRENGTH OF SCHEDULE		OPP. STRENGTH OF SCHEDULE		TEAM RPI		ADJ RPI		CONF. RPI		ADJ CONF. RPI				
DIV. I ONLY			12-4-1		.73529	36	8-2-0		29		48		18		.62267		19	7		7			
DIV. I NON-CONF.			4-3-1		.5625	132	0-1-0		18		20		46		.59796		44	7		7			
TOTALS		RPI 1-25		RPI 26-50				W-L RECORDS		RPI 51-100				RPI 101-150				RPI 150+					
12-4-1		0-2-1		2-1-0				OVERALL		3-1-0				3-0-0				4-0-0					
6-2-0		0-1-0		1-0-0				HOME		3-1-0				0-0-0				2-0-0					
6-2-0		0-1-0		1-1-0				AWAY		0-0-0				3-0-0				2-0-0					
0-0-1		0-0-1		0-0-0				NEUTRAL		0-0-0				0-0-0				0-0-0					
4-3-1		0-1-1		0-1-0				NON-CONFERENCE		1-1-0				1-0-0				2-0-0					
3-1-0		0-0-0		0-0-0				HOME		1-1-0				0-0-0				2-0-0					
1-2-0		0-1-0		0-0-				AWAY		0-0-0				1-0-0				0-0-0					
0-0-1		0-0-1		0-0-0				NEUTRAL		0-0-0				0-0-0				0-0-0					
8-1-0		0-1-0		2-0-0				CONFERENCE		2-0-0				2-0-0				2-0-0					
3-1-0		0-1-0		1-0-0				HOME		2-0-0				0-0-0				0-0-0					
5-0-0		0-0-0		1-0-0				AWAY		0-0-0				2-0-0				2-0-0					
0-0-0		0-0-0		0-0-0				NEUTRAL		0-0-0				0-0-0				0-0-0					
RPI	S	Opponent		Score		RPI	S	Opponent		Score		RPI	S	Opponent		Score		RPI	S	Opponent		Score	
4	A	Marquette		2	3	27	A	Kentucky		0	2	51	H	Butler		2	0	123	A	SMU		4	2
10	N	Virginia Tech		1	1	35	H	Rutgers		4	1	54	H	Illinois		4	5	129	A	Cincinnati		5	4
11	H	UCF		0	1	47	A	Connecticut		3	2	62	H	South Fla.		3	0	139	A	Miami (OH)		3	2
												64	H	Memphis		3	2	194	H	UTSA		1	0
																		216	H	Morehead St.		7	2
																		233	A	Temple		3	1
																		245	A	Houston		1	0
						LAST 10 GAMES																	
						129 A Cincinnati						5	4	245 A Houston						1	0		
						47 A Connecticut						3	2	123 A SMU						4	2		
						233 A Temple						3	1	35 H Rutgers						4	1		
						11 H UCF						0	1	64 H Memphis						3	2		
						62 H South Fla.						3	0	4 A Marquette						2	3		

Non-Div. I Games:

Louisville

Average RPI Win:	99	WON-LOST	WINNING	LAST 10	STRENGTH OF	OPP. STRENGTH	TEAM	ADJ	CONF.	ADJ CONF.		
Average RPI Loss:	44	RECORD	PCT. RANK	GAMES	SCHEDULE	OF SCHEDULE	RPI	RPI	RPI	RPI		
DIV. I ONLY		11-4-1	.71875	44	7-3-0	39	28	24	.62051	20	9	9
DIV. I NON-CONF.		6-3-1	.65	89	2-2-0	39	5	37	.61486	35	8	8
<hr/>												
TOTALS	RPI 1-25	RPI 26-50		W-L RECORDS		RPI 51-100		RPI 101-150		RPI 150+		
11-4-1	2-2-0	2-0-0		OVERALL		3-2-0		1-0-1		3-0-0		
6-2-0	1-1-0	2-0-0		HOME		1-1-0		1-0-0		1-0-0		
5-2-1	1-1-0	0-0-0		AWAY		2-1-0		0-0-1		2-0-0		
0-0-0	0-0-0	0-0-0		NEUTRAL		0-0-0		0-0-0		0-0-0		
<hr/>												
6-3-1	1-1-0	1-0-0		NON-CONFERENCE		3-2-0		1-0-1		0-0-0		
4-2-0	1-1-0	1-0-0		HOME		1-1-0		1-0-0		0-0-0		
2-1-1	0-0-0	0-0-		AWAY		2-1-0		0-0-1		0-0-0		
0-0-0	0-0-0	0-0-0		NEUTRAL		0-0-0		0-0-0		0-0-0		
<hr/>												
5-1-0	1-1-0	1-0-0		CONFERENCE		0-0-0		0-0-0		3-0-0		
2-0-0	0-0-0	1-0-0		HOME		0-0-0		0-0-0		1-0-0		
3-1-0	1-1-0	0-0-0		AWAY		0-0-0		0-0-0		2-0-0		
0-0-0	0-0-0	0-0-0		NEUTRAL		0-0-0		0-0-0		0-0-0		
<hr/>												
RPI S	Opponent	Score		RPI S	Opponent	Score		RPI S	Opponent	Score		
8 H	Nebraska	3	0	36 H	Pepperdine	1	0	56 A	Baylor	2	1	
13 H	Denver	0	1	37 H	Utah	1	0	74 H	UC Irvine	0	1	
14 A	Santa Clara	1	2					76 A	Long Beach St.	0	1	
18 A	Portland	1	0					79 A	LSU	4	2	
								94 H	Cal St. Fullerton	3	1	
											</	

Average RPI Win:		126	WON-LOST RECORD		WINNING PCT. RANK		LAST 10 GAMES		STRENGTH OF SCHEDULE		OPP. STRENGTH OF SCHEDULE		TEAM RPI		ADJ RPI		CONF. RPI		ADJ CONF. RPI					
DIV. I ONLY			13-3-2		.77778		25		9-1-0		62		25		19		.61934		21		6		6	
DIV. I NON-CONF.			6-2-2		.7		64		2-0-0		89		8		48		.59546		47		6		6	
TOTALS		RPI 1-25		RPI 26-50		W-L RECORDS		RPI 51-100		RPI 101-150		RPI 150+												
13-3-2		0-1-1		1-2-1		OVERALL		3-0-0		6-0-0		3-0-0												
9-1-0		0-0-0		1-1-0		HOME		0-0-0		5-0-0		3-0-0												
3-1-2		0-0-1		0-1-1		AWAY		2-0-0		1-0-0		0-0-0												
1-1-0		0-1-0		0-0-0		NEUTRAL		1-0-0		0-0-0		0-0-0												
6-2-2		0-1-1		0-1-1		NON-CONFERENCE		1-0-0		2-0-0		3-0-0												
5-1-0		0-0-0		0-1-0		HOME		0-0-0		2-0-0		3-0-0												
0-0-2		0-0-1		0-1-		AWAY		0-0-0		0-0-0		0-0-0												
1-1-0		0-1-0		0-0-0		NEUTRAL		1-0-0		0-0-0		0-0-0												
7-1-0		0-0-0		1-1-0		CONFERENCE		2-0-0		4-0-0		0-0-0												
4-0-0		0-0-0		1-0-0		HOME		0-0-0		3-0-0		0-0-0												
3-1-0		0-0-0		0-1-0		AWAY		2-0-0		1-0-0		0-0-0												
0-0-0		0-0-0		0-0-0		NEUTRAL		0-0-0		0-0-0		0-0-0												
RPI	S	Opponent		Score		RPI	S	Opponent		Score		RPI	S	Opponent		Score								
3	N	North Carolina		2	4	27	H	Kentucky		2	4	53	A	Oklahoma St.		2	1							
9	A	Penn St.		2	2	28	A	Duke		1	1	56	A	Baylor		4	3							
						34	A	Texas Tech		0	2	85	N	Syracuse		2	1							
						40	H	Texas		2	1													

Non-Div. I Games:

West Virginia

Average RPI Win:	101	WON-LOST RECORD	WINNING PCT. RANK	LAST 10 GAMES	STRENGTH OF SCHEDULE	OPP. STRENGTH OF SCHEDULE	TEAM RPI	ADJ RPI	CONF. RPI	ADJ CONF. RPI		
DIV. I ONLY		11-5-2	.66667	65	4-4-2	17	33	22	.61837	22	2	2
DIV. I NON-CONF.		7-1-0	.875	18	0-0-0	43	105	14	.64897	14	2	2
<hr/>												
TOTALS	RPI 1-25	RPI 26-50		W-L RECORDS		RPI 51-100		RPI 101-150		RPI 150+		
11-5-2	2-2-0	2-1-2		OVERALL		3-1-0		2-1-0		2-0-0		
6-1-2	1-1-0	1-0-2		HOME		2-0-0		0-0-0		2-0-0		
5-4-0	1-1-0	1-1-0		AWAY		1-1-0		2-1-0		0-0-0		
0-0-0	0-0-0	0-0-0		NEUTRAL		0-0-0		0-0-0		0-0-0		
7-1-0	0-1-0	1-0-0		NON-CONFERENCE		2-0-0		2-0-0		2-0-0		
5-0-0	0-0-0	1-0-0		HOME		2-0-0		0-0-0		2-0-0		
2-1-0	0-1-0	0-0-		AWAY		0-0-0		2-0-0		0-0-0		
0-0-0	0-0-0	0-0-0		NEUTRAL		0-0-0		0-0-0		0-0-0		
4-4-2	2-1-0	1-1-2		CONFERENCE		1-1-0		0-1-0		0-0-0		
1-1-2	1-1-0	0-0-2		HOME		0-0-0		0-0-0		0-0-0		
3-3-0	1-0-0	1-1-0		AWAY		1-1-0		0-1-0		0-0-0		
0-0-0	0-0-0	0-0-0		NEUTRAL		0-0-0		0-0-0		0-0-0		
RPI	S	Opponent	Score	RPI	S	Opponent	Score	RPI	S	Opponent	Score	
7	A	Michigan	1 0	30	H	Ole Miss	2 1	68	A	Michigan St.	0 3	
8	H	Nebraska	0 1	32	A	Indiana	0 1	79	H	LSU	2 1	
9	H	Penn St.	1 0	44	A	Wisconsin	1 0	81	H	Illinois St.	4 0	
12	A	Florida	0 2	46	H	Ohio St.	0 0	91	A	Purdue	2 1	
				49	H	Iowa	2 2					

Non-Div. I Games:

Minnesota

Average RPI Win: 126		WON-LOST RECORD		WINNING PCT. RANK		LAST 10 GAMES		STRENGTH OF SCHEDULE		OPP. STRENGTH OF SCHEDULE		TEAM RPI		ADJ RPI		CONF. RPI		ADJ CONF. RPI	
DIV. I ONLY		12-4-1		.73529 36		6-3-1		38		31		21		.61817 23		3		3	
DIV. I NON-CONF.		8-1-0		.88889 14		2-0-0		57		65		17		.64284 19		3		3	
TOTALS		RPI 1-25		RPI 26-50		W-L RECORDS		RPI 51-100		RPI 101-150		RPI 150+							
12-4-1		1-3-0		0-1-1		OVERALL		4-0-0		4-0-0		3-0-0							
8-2-0		1-2-0		0-0-0		HOME		2-0-0		3-0-0		2-0-0							
1-2-1		0-1-0		0-1-1		AWAY		1-0-0		0-0-0		0-0-0							
3-0-0		0-0-0		0-0-0		NEUTRAL		1-0-0		1-0-0		1-0-0							
8-1-0		1-1-0		0-0-0		NON-CONFERENCE		2-0-0		2-0-0		3-0-0							
5-0-0		1-0-0		0-0-0		HOME		1-0-0		1-0-0		2-0-0							
0-1-0		0-1-0		0-0-		AWAY		0-0-0		0-0-0		0-0-0							
3-0-0		0-0-0		0-0-0		NEUTRAL		1-0-0		1-0-0		1-0-0							
4-3-1		0-2-0		0-1-1		CONFERENCE		2-0-0		2-0-0		0-0-0							
3-2-0		0-2-0		0-0-0		HOME		1-0-0		2-0-0		0-0-0							
1-1-1		0-0-0		0-1-1		AWAY		1-0-0		0-0-0		0-0-0							
0-0-0		0-0-0		0-0-0		NEUTRAL		0-0-0		0-0-0		0-0-0							
RPI S	Opponent		Score		RPI S	Opponent		Score		RPI S	Opponent		Score		RPI S	Opponent		Score	
2	H	UCLA	0	1	26	A	California	1	1	55	A	Washington	1	0	111	H	Oregon	1	0
13	A	Denver	0	3	29	A	Washington St.	0	3	90	H	Stony Brook	4	0	116	H	Southern California	2	1
16	H	Stanford	0	2						97	N	Alabama	1	0	135	N	Northern Colo.	3	0
24	H	Colorado Col.	1	0						99	H	Oregon St.	2	1	149	H	St. Mary's (CA)	2	0
															168	H	UNLV	3	1
															173	N	UT Martin	4	1
															289	H	Air Force	2	0
LAST 10 GAMES																			
		2	H	UCLA	0	1				111	H	Oregon	1	0					
		116	H	Southern California	2	1				99	H	Oregon St.	2	1					
		26	A	California	1	1				16	H	Stanford	0	2					
		55	A	Washington	1	0				168	H	UNLV	3	1					
		29	A	Washington St.	0	3				90	H	Stony Brook	4	0					

Non-Div. I Games:

Colorado

Average RPI Win:		148	WON-LOST RECORD		WINNING PCT. RANK		LAST 10 GAMES		STRENGTH OF SCHEDULE		OPP. STRENGTH OF SCHEDULE		TEAM RPI		ADJ RPI		CONF. RPI		ADJ CONF. RPI	
Average RPI Loss:		28																		
DIV. I ONLY			12-4-1		.73529 36		8-1-1		26		105		23		.61504 24		12		12	
DIV. I NON-CONF.			5-3-0		.625 96		1-0-0		6		66		24		.6277 25		12		12	
TOTALS		RPI 1-25		RPI 26-50		W-L RECORDS		RPI 51-100		RPI 101-150		RPI 150+								
12-4-1		0-3-0		1-0-0		OVERALL		2-1-0		2-0-0		7-0-1								
8-0-0		0-0-0		1-0-0		HOME		2-0-0		2-0-0		3-0-0								
3-4-1		0-3-0		0-0-0		AWAY		0-1-0		0-0-0		3-0-1								
1-0-0		0-0-0		0-0-0		NEUTRAL		0-0-0		0-0-0		1-0-0								
5-3-0		0-3-0		1-0-0		NON-CONFERENCE		0-0-0		2-0-0		2-0-0								
4-0-0		0-0-0		1-0-0		HOME		0-0-0		2-0-0		1-0-0								
0-3-0		0-3-0		0-0-		AWAY		0-0-0		0-0-0		0-0-0								
1-0-0		0-0-0		0-0-0		NEUTRAL		0-0-0		0-0-0		1-0-0								
7-1-1		0-0-0		0-0-0		CONFERENCE		2-1-0		0-0-0		5-0-1								
4-0-0		0-0-0		0-0-0		HOME		2-0-0		0-0-0		2-0-0								
3-1-1		0-0-0		0-0-0		AWAY		0-1-0		0-0-0		3-0-1								
0-0-0		0-0-0		0-0-0		NEUTRAL		0-0-0		0-0-0		0-0-0								
RPI S	Opponent		Score		RPI S	Opponent		Score		RPI S	Opponent		Score		RPI S	Opponent		Score		
4 A	Marquette		1	3	40 H	Texas		2	0	70 A	UTEP		1	2	134 H	Appalachian St.		4	0	
13 A	Denver		1	2						92 H	North Texas		3	2	138 H	Drexel		3	0	
23 A	Colorado		0	1						93 H	Tulsa		2	0	154 A	Rice		4	3	
															158 H	FIU		3	0	
															172 A	Middle Tenn.		2	0	
															178 A	East Carolina		1	0	
															193 H	Louisiana Tech		1	0	
															194 A	UTSA		0	0	
															207 H	Ball St.		2	0	
															222 N	Loyola Chicago		2	0	
LAST 10 GAMES																				
	70 A	UTEP		1	2		92 H	North Texas		3	2									
	193 H	Louisiana Tech		1	0		158 H	FIU		3	0									
	194 A	UTSA		0	0		172 A	Middle Tenn.		2	0									
	154 A	Rice		4	3		178 A	East Carolina		1	0									
	93 H	Tulsa		2	0		138 H	Drexel		3	0									

Non-Div. I Games:

Colorado Col.

Average RPI Win:	91	WON-LOST RECORD	WINNING PCT. RANK	LAST 10 GAMES	STRENGTH OF SCHEDULE	OPP. STRENGTH OF SCHEDULE	TEAM RPI	ADJ RPI	CONF. RPI	ADJ CONF. RPI		
DIV. I ONLY		11-5-1	.67647	63	5-4-1	43	3	25	.61015	25	1	1
DIV. I NON-CONF.		4-1-0	.8	37	0-0-0	65	9	26	.62645	26	1	1
<hr/>												
TOTALS	RPI 1-25	RPI 26-50		W-L RECORDS		RPI 51-100		RPI 101-150		RPI 150+		
11-5-1	1-3-1	2-1-0		OVERALL		3-1-0		3-0-0		2-0-0		
8-2-1	0-1-1	2-1-0		HOME		2-0-0		2-0-0		2-0-0		
3-3-0	1-2-0	0-0-0		AWAY		1-1-0		1-0-0		0-0-0		
0-0-0	0-0-0	0-0-0		NEUTRAL		0-0-0		0-0-0		0-0-0		
4-1-0	0-1-0	0-0-0		NON-CONFERENCE		1-0-0		2-0-0		1-0-0		
4-1-0	0-1-0	0-0-0		HOME		1-0-0		2-0-0		1-0-0		
0-0-0	0-0-0	0-0-		AWAY		0-0-0		0-0-0		0-0-0		
0-0-0	0-0-0	0-0-0		NEUTRAL		0-0-0		0-0-0		0-0-0		
7-4-1	1-2-1	2-1-0		CONFERENCE		2-1-0		1-0-0		1-0-0		
4-1-1	0-0-1	2-1-0		HOME		1-0-0		0-0-0		1-0-0		
3-3-0	1-2-0	0-0-0		AWAY		1-1-0		1-0-0		0-0-0		
0-0-0	0-0-0	0-0-0		NEUTRAL		0-0-0		0-0-0		0-0-0		
RPI	S	Opponent	Score	RPI	S	Opponent	Score	RPI	S	Opponent	Score	
1	A	Virginia	2 3	28	H	Duke	1 2	54	H	Illinois	4 1	
2	H	UCLA	0 1	33	H	Boston College	3 1	61	A	Clemson	2 0	
3	A	North Carolina	1 0	38	H	Maryland	5 0	72	A	Miami (FL)	0 2	
10	A	Virginia Tech	0 1					85	H	Syracuse	1 0	
15	H	Wake Forest	1 1									

Average RPI Win: 140		WON-LOST	WINNING	LAST 10	STRENGTH OF		OPP. STRENGTH	TEAM	ADJ		CONF.	ADJ CONF.	
Average RPI Loss: 51		RECORD	PCT. RANK	GAMES	SCHEDULE		OF SCHEDULE	RPI	RPI		RPI	RPI	
DIV. I ONLY		9-2-5	.71875	44	4-2-4		60	41	31	.60575	26	3	3
DIV. I NON-CONF.		7-0-2	.88889	14	2-0-1		102	71	25	.63109	23	3	3
TOTALS		RPI 1-25	RPI 26-50		W-L RECORDS		RPI 51-100		RPI 101-150		RPI 150+		
9-2-5		0-1-2	0-0-2		OVERALL		4-1-0		1-0-1		4-0-0		
5-1-2		0-1-1	0-0-0		HOME		2-0-0		1-0-1		2-0-0		
2-1-3		0-0-1	0-0-2		AWAY		1-1-0		0-0-0		1-0-0		
2-0-0		0-0-0	0-0-0		NEUTRAL		1-0-0		0-0-0		1-0-0		
7-0-2		0-0-1	0-0-1		NON-CONFERENCE		2-0-0		1-0-0		4-0-0		
3-0-0		0-0-0	0-0-0		HOME		0-0-0		1-0-0		2-0-0		
2-0-2		0-0-1	0-1-		AWAY		1-0-0		0-0-0		1-0-0		
2-0-0		0-0-0	0-0-0		NEUTRAL		1-0-0		0-0-0		1-0-0		
2-2-3		0-1-1	0-0-1		CONFERENCE		2-1-0		0-0-1		0-0-0		
2-1-2		0-1-1	0-0-0		HOME		2-0-0		0-0-1		0-0-0		
0-1-1		0-0-0	0-0-1		AWAY		0-1-0		0-0-0		0-0-0		
0-0-0		0-0-0	0-0-0		NEUTRAL		0-0-0		0-0-0		0-0-0		
RPI S	Opponent	Score	RPI S	Opponent	Score	RPI S	Opponent	Score	RPI S	Opponent	Score		
2 H	UCLA	0 1	36 A	Pepperdine	1 1	58 H	Arizona St.	2 1	116 H	Southern California	1 1		
14 A	Santa Clara	1 1	37 A	Utah	0 0	74 A	UC Irvine	3 1	149 H	St. Mary's (CA)	4 2		
23 H	Colorado	1 1				78 N	Harvard	2 1	152 H	Detroit	2 1		
						95 H	Arizona	2 1	163 A	San Francisco	3 0		
						99 A	Oregon St.	0 1	189 N	UC Davis	4 0		
									300 H	San Jose St.	3 0		
LAST 10 GAMES													
			99 A	Oregon St.	0 1	58 H	Arizona St.	2 1					
			23 H	Colorado	1 1	163 A	San Francisco	3 0					
			2 H	UCLA	0 1	37 A	Utah	0 0					
			116 H	Southern California	1 1	149 H	St. Mary's (CA)	4 2					
			95 H	Arizona	2 1	14 A	Santa Clara	1 1					

Non-Div. I Games:

California

Average RPI Win: 120		WON-LOST	WINNING		LAST 10	STRENGTH OF		OPP. STRENGTH	TEAM	ADJ	CONF.	ADJ CONF.					
Average RPI Loss: 42		RECORD	PCT. RANK		GAMES	SCHEDULE		OF SCHEDULE	RPI	RPI	RPI	RPI					
DIV. I ONLY		13-4-1	.75	29	7-3-0	86		24	29	.60565	27	5	5				
DIV. I NON-CONF.		6-1-1	.8125	30	0-0-0	49		33	21	.63736	21	4	4				
TOTALS		RPI 1-25		RPI 26-50		W-L RECORDS		RPI 51-100		RPI 101-150		RPI 150+					
13-4-1		2-2-0		2-0-1		OVERALL		4-2-0		0-0-0		5-0-0					
7-2-1		1-0-0		2-0-1		HOME		2-2-0		0-0-0		2-0-0					
6-2-0		1-2-0		0-0-0		AWAY		2-0-0		0-0-0		3-0-0					
0-0-0		0-0-0		0-0-0		NEUTRAL		0-0-0		0-0-0		0-0-0					
6-1-1		2-1-0		0-0-1		NON-CONFERENCE		1-0-0		0-0-0		3-0-0					
4-0-1		1-0-0		0-0-1		HOME		1-0-0		0-0-0		2-0-0					
2-1-0		1-1-0		0-0-		AWAY		0-0-0		0-0-0		1-0-0					
0-0-0		0-0-0		0-0-0		NEUTRAL		0-0-0		0-0-0		0-0-0					
7-3-0		0-1-0		2-0-0		CONFERENCE		3-2-0		0-0-0		2-0-0					
3-2-0		0-0-0		2-0-0		HOME		1-2-0		0-0-0		0-0-0					
4-1-0		0-1-0		0-0-0		AWAY		2-0-0		0-0-0		2-0-0					
0-0-0		0-0-0		0-0-0		NEUTRAL		0-0-0		0-0-0		0-0-0					
RPI	S	Opponent		Score		RPI	S	Opponent		Score		RPI	S	Opponent		Score	
12	A	Florida		0 3		37	H	Utah		0 0		60	H	Arkansas		0 3	
15	A	Wake Forest		1 3		39	H	Georgia		1 0		79	H	LSU		3 1	
19	H	Louisville		2 0		48	H	Tennessee		4 1		80	H	Missouri		1 2	
21	A	West Virginia		4 2								88	H	Dayton		3 1	
												89	A	Auburn		1 0	
												97	A	Alabama		4 2	

Non-Div. I Games:

Kentucky

D
u
k
e

Through Games Of Sunday, Oct. 27, 2013													
Duke			WON-LOST RECORD	WINNING PCT. RANK	LAST 10 GAMES	STRENGTH OF SCHEDULE	OPP. STRENGTH OF SCHEDULE	TEAM RPI	ADJ RPI	CONF. RPI	ADJ CONF. RPI		
Average RPI Win:	103												
Average RPI Loss:	12												
DIV. I ONLY			8-6-4	.55556	126	4-3-3	7	10	26	.60559	28	1	1
DIV. I NON-CONF.			3-2-1	.58333	127	0-0-0	1	41	18	.64396	18	1	1

TOTALS		RPI 1-25	RPI 26-50		W-L RECORDS		RPI 51-100		RPI 101-150		RPI 150+		
8-6-4	1-5-2		2-1-0		OVERALL		1-0-2		1-0-0		3-0-0		
3-3-2	0-3-2		0-0-0		HOME		1-0-0		1-0-0		1-0-0		
3-3-2	1-2-0		2-1-0		AWAY		0-0-2		0-0-0		0-0-0		
2-0-0	0-0-0		0-0-0		NEUTRAL		0-0-0		0-0-0		2-0-0		
3-2-1	0-2-1		1-0-0		NON-CONFERENCE		0-0-0		0-0-0		2-0-0		
0-1-1	0-1-1		0-0-0		HOME		0-0-0		0-0-0		0-0-0		
1-1-0	0-1-0		1-0-		AWAY		0-0-0		0-0-0		0-0-0		
2-0-0	0-0-0		0-0-0		NEUTRAL		0-0-0		0-0-0		2-0-0		
5-4-3	1-3-1		1-1-0		CONFERENCE		1-0-2		1-0-0		1-0-0		
3-2-1	0-2-1		0-0-0		HOME		1-0-0		1-0-0		1-0-0		
2-2-2	1-1-0		1-1-0		AWAY		0-0-2		0-0-0		0-0-0		
0-0-0	0-0-0		0-0-0		NEUTRAL		0-0-0		0-0-0		0-0-0		
RPI S	Opponent	Score	RPI S	Opponent	Score	RPI S	Opponent	Score	RPI S	Opponent	Score		
1 H	Virginia	2 3	31 A	Texas A&M	1 0	61 A	Clemson	0 0	110 H	North Carolina St.	1 0		
2 H	UCLA	1 2	33 A	Boston College	1 4	72 H	Miami (FL)	3 0	157 N	Kennesaw St.	1 0		
6 H	Florida St.	1 2	38 A	Maryland	2 1	85 A	Syracuse	2 2	186 H	Pittsburgh	6 3		
10 H	Virginia Tech	1 1							208 N	New Mexico	1 0		
15 A	Wake Forest	1 3											
17 A	South Carolina	0 1											
21 H	West Virginia	1 1											
25 A	Notre Dame	2 1											

LAST 10 GAMES													
186 H	Pittsburgh	6 3	33 A	Boston College	1 4								
110 H	North Carolina St.	1 0	10 H	Virginia Tech	1 1								
25 A	Notre Dame	2 1	1 H	Virginia	2 3								
61 A	Clemson	0 0	85 A	Syracuse	2 2								
38 A	Maryland	2 1	15 A	Wake Forest	1 3								

D
u
k
e

Non-Div. I Games:

Duke

[illegible]

Non-Div. I Games:

Washington St.

Average RPI Win:		129	WON-LOST RECORD		WINNING PCT. RANK		LAST 10 GAMES		STRENGTH OF SCHEDULE		OPP. STRENGTH OF SCHEDULE		TEAM RPI		ADJ RPI		CONF. RPI		ADJ CONF. RPI										
DIV. I ONLY			13-4-2		.73684 35		6-3-1		68		45		27		.6027 30		5		5										
DIV. I NON-CONF.			7-1-1		.83333 27		1-0-0		140		64		45		.59742 45		4		4										
TOTALS		RPI 1-25		RPI 26-50		W-L RECORDS		RPI 51-100		RPI 101-150		RPI 150+																	
13-4-2		0-2-1		1-2-0		OVERALL		5-0-0		1-0-1		6-0-0																	
7-1-1		0-1-1		0-0-0		HOME		3-0-0		0-0-0		4-0-0																	
6-3-0		0-1-0		1-2-0		AWAY		2-0-0		1-0-0		2-0-0																	
0-0-1		0-0-0		0-0-0		NEUTRAL		0-0-0		0-0-1		0-0-0																	
7-1-1		0-1-0		0-0-0		NON-CONFERENCE		1-0-0		1-0-1		5-0-0																	
4-0-0		0-0-0		0-0-0		HOME		1-0-0		0-0-0		3-0-0																	
3-1-0		0-1-0		0-0-		AWAY		0-0-0		1-0-0		2-0-0																	
0-0-1		0-0-0		0-0-0		NEUTRAL		0-0-0		0-0-1		0-0-0																	
6-3-1		0-1-1		1-2-0		CONFERENCE		4-0-0		0-0-0		1-0-0																	
3-1-1		0-1-1		0-0-0		HOME		2-0-0		0-0-0		1-0-0																	
3-2-0		0-0-0		1-2-0		AWAY		2-0-0		0-0-0		0-0-0																	
0-0-0		0-0-0		0-0-0		NEUTRAL		0-0-0		0-0-0		0-0-0																	
RPI	S	Opponent		Score		RPI	S	Opponent		Score		RPI	S	Opponent		Score													
12	H	Florida		1 4		31	A	Texas A&M		1 2		60	A	Arkansas		2 1		114	A	UAB		5 2							
17	H	South Carolina		1 1		39	A	Georgia		3 1		64	H	Memphis		3 0		116	N	Southern California		1 1							
22	A	Minnesota		1 2		48	A	Tennessee		0 3		79	A	LSU		1 0		157	A	Kennesaw St.		2 1							
																		89	H	Auburn		7 0		162	H	Vanderbilt		1 0	
																		97	H	Alabama		2 1		165	H	La.-Lafayette		4 0	
																								176	A	Saint Louis		2 0	
																								190	H	Northwestern St.		5 0	
																								282	H	UALR		3 0	

Average RPI Win:		112	WON-LOST RECORD		WINNING PCT. RANK		LAST 10 GAMES		STRENGTH OF SCHEDULE		OPP. STRENGTH OF SCHEDULE		TEAM RPI	ADJ RPI		CONF. RPI	ADJ CONF. RPI							
DIV. I ONLY			13-4-1		.75		29		8-2-0		88		19		30		.60187		31		5		5	
DIV. I NON-CONF.			5-2-1		.6875		70		0-0-0		91		21		55		.58636		55		4		4	
TOTALS		RPI 1-25		RPI 26-50		W-L RECORDS		RPI 51-100		RPI 101-150		RPI 150+												
13-4-1		0-1-0		2-3-0		OVERALL		6-0-1		1-0-0		4-0-0												
9-2-1		0-0-0		1-2-0		HOME		3-0-1		1-0-0		4-0-0												
4-2-0		0-1-0		1-1-0		AWAY		3-0-0		0-0-0		0-0-0												
0-0-0		0-0-0		0-0-0		NEUTRAL		0-0-0		0-0-0		0-0-0												
5-2-1		0-0-0		0-2-0		NON-CONFERENCE		2-0-1		1-0-0		2-0-0												
5-2-1		0-0-0		0-2-0		HOME		2-0-1		1-0-0		2-0-0												
0-0-0		0-0-0		0-0-		AWAY		0-0-0		0-0-0		0-0-0												
0-0-0		0-0-0		0-0-0		NEUTRAL		0-0-0		0-0-0		0-0-0												
8-2-0		0-1-0		2-1-0		CONFERENCE		4-0-0		0-0-0		2-0-0												
4-0-0		0-0-0		1-0-0		HOME		1-0-0		0-0-0		2-0-0												
4-2-0		0-1-0		1-1-0		AWAY		3-0-0		0-0-0		0-0-0												
0-0-0		0-0-0		0-0-0		NEUTRAL		0-0-0		0-0-0		0-0-0												
RPI	S	Opponent		Score		RPI	S	Opponent		Score		RPI	S	Opponent		Score								
12	A	Florida		0 2		28	H	Duke		0 1		56	H	Baylor		0 0								
						30	H	Ole Miss		2 1		58	H	Arizona St.		3 1								
						36	H	Pepperdine		1 3		60	H	Arkansas		4 3								
						39	A	Georgia		2 1		80	A	Missouri		2 1								
						48	A	Tennessee		0 1		86	H	San Diego		6 1								
												89	A	Auburn		3 1								
												97	A	Alabama		3 0								
LAST 10 GAMES																								
12	A	Florida		0 2		80	A	Missouri		2 1														
30	H	Ole Miss		2 1		89	A	Auburn		3 1														
39	A	Georgia		2 1		162	H	Vanderbilt		3 0														
97	A	Alabama		3 0		225	H	Mississippi St.		8 0														
60	H	Arkansas		4 3		48	A	Tennessee		0 1														

Non-Div. I Games:

Texas A&M

Average RPI Win:		122	WON-LOST RECORD		WINNING PCT. RANK		LAST 10 GAMES		STRENGTH OF SCHEDULE		OPP. STRENGTH OF SCHEDULE		TEAM RPI		ADJ RPI		CONF. RPI		ADJ CONF. RPI					
DIV. I ONLY			13-4-1		.75		29		6-4-0		82		34		28		.60058		32		2		2	
DIV. I NON-CONF.			7-0-1		.9375		7		0-0-0		192		114		40		.59947		42		2		2	
TOTALS		RPI 1-25		RPI 26-50		W-L RECORDS		RPI 51-100		RPI 101-150		RPI 150+												
13-4-1		1-2-0		1-2-0		OVERALL		3-0-0		5-0-0		3-0-1												
9-1-0		1-0-0		1-1-0		HOME		1-0-0		4-0-0		2-0-0												
4-3-1		0-2-0		0-1-0		AWAY		2-0-0		1-0-0		1-0-1												
0-0-0		0-0-0		0-0-0		NEUTRAL		0-0-0		0-0-0		0-0-0												
7-0-1		0-0-0		0-0-0		NON-CONFERENCE		0-0-0		4-0-0		3-0-1												
5-0-0		0-0-0		0-0-0		HOME		0-0-0		3-0-0		2-0-0												
2-0-1		0-0-0		0-0-		AWAY		0-0-0		1-0-0		1-0-1												
0-0-0		0-0-0		0-0-0		NEUTRAL		0-0-0		0-0-0		0-0-0												
6-4-0		1-2-0		1-2-0		CONFERENCE		3-0-0		1-0-0		0-0-0												
4-1-0		1-0-0		1-1-0		HOME		1-0-0		1-0-0		0-0-0												
2-3-0		0-2-0		0-1-0		AWAY		2-0-0		0-0-0		0-0-0												
0-0-0		0-0-0		0-0-0		NEUTRAL		0-0-0		0-0-0		0-0-0												
RPI	S	Opponent		Score		RPI	S	Opponent		Score		RPI	S	Opponent		Score								
7	A	Michigan		0 1		44	H	Wisconsin		1 0		54	H	Illinois		3 2								
9	A	Penn St.		1 4		46	A	Ohio St.		1 3		68	A	Michigan St.		3 2								
22	H	Minnesota		1 0		49	H	Iowa		1 2		91	A	Purdue		2 1								
						LAST 10 GAMES																		
						44 H Wisconsin						54 H Illinois												
						91 A Purdue						150 H Northwestern												
						68 A Michigan St.						9 A Penn St.												
						7 A Michigan						46 A Ohio St.												
						49 H Iowa						22 H Minnesota												

Non-Div. I Games:

Indiana

Average RPI Win:		90	WON-LOST		WINNING	LAST 10		STRENGTH OF		OPP. STRENGTH	TEAM	ADJ		CONF.	ADJ CONF.
Average RPI Loss:		21	RECORD		PCT. RANK	GAMES		SCHEDULE		OF SCHEDULE	RPI	RPI		RPI	RPI
DIV. I ONLY			9-8-1		.52778	142		11		8	34	.59536		33	1
DIV. I NON-CONF.			4-2-0		.66667	81		19		42	29	.61965		29	1
TOTALS		RPI 1-25	RPI 26-50		W-L RECORDS		RPI 51-100		RPI 101-150		RPI 150+				
9-8-1		1-6-0	4-1-0		OVERALL		1-1-1		1-0-0		2-0-0				
4-5-0		1-4-0	3-1-0		HOME		0-0-0		0-0-0		0-0-0				
5-3-1		0-2-0	1-0-0		AWAY		1-1-1		1-0-0		2-0-0				
0-0-0		0-0-0	0-0-0		NEUTRAL		0-0-0		0-0-0		0-0-0				
4-2-0		0-1-0	2-1-0		NON-CONFERENCE		1-0-0		0-0-0		1-0-0				
2-2-0		0-1-0	2-1-0		HOME		0-0-0		0-0-0		0-0-0				
2-0-0		0-0-0	0-0-		AWAY		1-0-0		0-0-0		1-0-0				
0-0-0		0-0-0	0-0-0		NEUTRAL		0-0-0		0-0-0		0-0-0				
5-6-1		1-5-0	2-0-0		CONFERENCE		0-1-1		1-0-0		1-0-0				
2-3-0		1-3-0	1-0-0		HOME		0-0-0		0-0-0		0-0-0				
3-3-1		0-2-0	1-0-0		AWAY		0-1-1		1-0-0		1-0-0				
0-0-0		0-0-0	0-0-0		NEUTRAL		0-0-0		0-0-0		0-0-0				
RPI S	Opponent	Score	RPI S	Opponent	Score	RPI S	Opponent	Score	RPI S	Opponent	Score	RPI S	Opponent	Score	
1	H Virginia	1 2	28	H Duke	4 1	61	A Clemson	1 2	110	A North Carolina St.	3 2				
3	H North Carolina	0 1	38	A Maryland	1 0	72	A Miami (FL)	3 3	186	A Pittsburgh	3 0				
6	A Florida St.	3 4	46	H Ohio St.	1 0	100	A Hofstra	6 5	240	A Central Conn. St.	7 0				
10	H Virginia Tech	0 1	47	H Connecticut	0 1										
15	H Wake Forest	1 0	50	H Boston U.	1 0										
16	H Stanford	1 2													
25	A Notre Dame	1 3													
LAST 10 GAMES															
	38 A Maryland	1 0		28 H Duke	4 1										
	25 A Notre Dame	1 3		6 A Florida St.	3 4										
	72 A Miami (FL)	3 3		110 A North Carolina St.	3 2										
	240 A Central Conn. St.	7 0		15 H Wake Forest	1 0										
	3 H North Carolina	0 1		10 H Virginia Tech	0 1										

Non-Div. I Games:

Boston College

Average RPI Win:	156	WON-LOST RECORD	WINNING PCT. RANK	LAST 10 GAMES	STRENGTH OF SCHEDULE	OPP. STRENGTH OF SCHEDULE	TEAM RPI	ADJ RPI	CONF. RPI	ADJ CONF. RPI			
Average RPI Loss:	76												
DIV. I ONLY	15-1-2	.88889	3	8-0-2	198	84	33	.59507	34	6	6		
DIV. I NON-CONF.	10-1-0	.90909	13	3-0-0	244	152	65	.57564	63	6	6		
<hr/>													
TOTALS	RPI 1-25	RPI 26-50		W-L RECORDS	RPI 51-100		RPI 101-150		RPI 150+				
15-1-2	1-0-0	0-0-0		OVERALL	3-1-2		4-0-0		7-0-0				
8-1-0	1-0-0	0-0-0		HOME	1-1-0		2-0-0		4-0-0				
4-0-2	0-0-0	0-0-0		AWAY	1-0-2		2-0-0		1-0-0				
3-0-0	0-0-0	0-0-0		NEUTRAL	1-0-0		0-0-0		2-0-0				
<hr/>													
10-1-0	0-0-0	0-0-0		NON-CONFERENCE	3-1-0		0-0-0		7-0-0				
5-1-0	0-0-0	0-0-0		HOME	1-1-0		0-0-0		4-0-0				
2-0-0	0-0-0	0-0-		AWAY	1-0-0		0-0-0		1-0-0				
3-0-0	0-0-0	0-0-0		NEUTRAL	1-0-0		0-0-0		2-0-0				
<hr/>													
5-0-2	1-0-0	0-0-0		CONFERENCE	0-0-2		4-0-0		0-0-0				
3-0-0	1-0-0	0-0-0		HOME	0-0-0		2-0-0		0-0-0				
2-0-2	0-0-0	0-0-0		AWAY	0-0-2		2-0-0		0-0-0				
0-0-0	0-0-0	0-0-0		NEUTRAL	0-0-0		0-0-0		0-0-0				
<hr/>													
RPI S	Opponent	Score	RPI S	Opponent	Score	RPI S	Opponent	Score	RPI S	Opponent	Score		
21 H	West Virginia	2 0				53 A	Oklahoma St.	0 0	117 A	Oklahoma	2 1		
						56 A	Baylor	0 0	124 H	TCU	2 0		
						58 N	Arizona St.	1 0	126 H	Kansas	1 0		
						76 H	Long Beach St.	2 3	132 A	Iowa St.	2 1		
						94 H	Cal St. Fullerton	1 0	160 N	UC Santa Barbara	2 0		
						95 A	Arizona	2 0	183 H	Idaho St.	3 0		
									189 N	UC Davis	3 0		
									195 H	Cal St. Northridge	3 1		
									208 A	New Mexico	1 0		
									305 H	Colorado St.	6 0		
									326 H	Ark.-Pine Bluff	8 0		
<hr/>													
LAST 10 GAMES													
21 H West Virginia						2	0	124 H TCU				2	0
126 H Kansas						1	0	53 A Oklahoma St.				0	0
56 A Baylor						0	0	132 A Iowa St.				2	1
117 A Oklahoma						2	1	160 N UC Santa Barbara				2	0
326 H Ark.-Pine Bluff						8	0	189 N UC Davis				3	0

Non-Div. I Games:

Texas Tech

Average RPI Win: 163		WON-LOST RECORD		WINNING PCT. RANK		LAST 10 GAMES		STRENGTH OF SCHEDULE		OPP. STRENGTH OF SCHEDULE		TEAM RPI		ADJ RPI		CONF. RPI		ADJ CONF. RPI	
DIV. I ONLY		12-4-2		.72222 41		6-3-1		75		65		35		.59379 35		7		7	
DIV. I NON-CONF.		7-1-1		.83333 27		1-0-0		86		59		28		.61895 30		7		7	
TOTALS		RPI 1-25		RPI 26-50		W-L RECORDS		RPI 51-100		RPI 101-150		RPI 150+							
12-4-2		0-3-0		0-1-1		OVERALL		2-0-1		5-0-0		5-0-0							
10-1-0		0-0-0		0-1-0		HOME		2-0-0		4-0-0		4-0-0							
2-3-1		0-3-0		0-0-0		AWAY		0-0-1		1-0-0		1-0-0							
0-0-1		0-0-0		0-0-1		NEUTRAL		0-0-0		0-0-0		0-0-0							
7-1-1		0-1-0		0-0-1		NON-CONFERENCE		1-0-0		3-0-0		3-0-0							
6-0-0		0-0-0		0-0-0		HOME		1-0-0		3-0-0		2-0-0							
1-1-0		0-1-0		0-0-		AWAY		0-0-0		0-0-0		1-0-0							
0-0-1		0-0-0		0-0-1		NEUTRAL		0-0-0		0-0-0		0-0-0							
5-3-1		0-2-0		0-1-0		CONFERENCE		1-0-1		2-0-0		2-0-0							
4-1-0		0-0-0		0-1-0		HOME		1-0-0		1-0-0		2-0-0							
1-2-1		0-2-0		0-0-0		AWAY		0-0-1		1-0-0		0-0-0							
0-0-0		0-0-0		0-0-0		NEUTRAL		0-0-0		0-0-0		0-0-0							
RPI S	Opponent	Score		RPI S	Opponent	Score		RPI S	Opponent	Score		RPI S	Opponent	Score					
1 A	Virginia	0	6	42 N	William & Mary	1	1	62 A	South Fla.	2	2	105 H	Delaware	1	0				
11 A	UCF	1	2	47 H	Connecticut	1	2	64 H	Memphis	3	2	118 H	Princeton	5	1				
19 A	Louisville	1	4					77 H	Villanova	2	1	123 H	SMU	1	0				
												129 A	Cincinnati	1	0				
												138 H	Drexel	1	0				
												217 A	Army	3	2				
												229 H	Fordham	3	0				
												233 H	Temple	2	0				
												245 H	Houston	1	0				
												280 H	Bryant	4	0				
LAST 10 GAMES																			
	233 H	Temple	2	0		245 H	Houston	1	0										
	47 H	Connecticut	1	2		64 H	Memphis	3	2										
	62 A	South Fla.	2	2		19 A	Louisville	1	4										
	11 A	UCF	1	2		129 A	Cincinnati	1	0										
	123 H	SMU	1	0		77 H	Villanova	2	1										

Non-Div. I Games:

Rutgers

Average RPI Win:	142	WON-LOST	WINNING	LAST 10	STRENGTH OF	OPP. STRENGTH	TEAM	ADJ	CONF.	ADJ CONF.		
Average RPI Loss:	58	RECORD	PCT. RANK	GAMES	SCHEDULE	OF SCHEDULE	RPI	RPI	RPI	RPI		
DIV. I ONLY		9-5-2	.625	86	6-3-1	25	74	38	.59351	36	9	9
DIV. I NON-CONF.		5-3-2	.6	113	2-1-1	15	34	38	.60699	38	8	8
<hr/>												
TOTALS	RPI 1-25	RPI 26-50		W-L RECORDS		RPI 51-100		RPI 101-150		RPI 150+		
9-5-2	0-4-0	1-0-1		OVERALL		1-0-1		4-0-0		3-1-0		
6-2-2	0-2-0	0-0-1		HOME		0-0-1		3-0-0		3-0-0		
3-3-0	0-2-0	1-0-0		AWAY		1-0-0		1-0-0		0-1-0		
0-0-0	0-0-0	0-0-0		NEUTRAL		0-0-0		0-0-0		0-0-0		
5-3-2	0-2-0	1-0-1		NON-CONFERENCE		0-0-1		3-0-0		1-1-0		
3-1-2	0-1-0	0-0-1		HOME		0-0-1		2-0-0		1-0-0		
2-2-0	0-1-0	1-0-		AWAY		0-0-0		1-0-0		0-1-0		
0-0-0	0-0-0	0-0-0		NEUTRAL		0-0-0		0-0-0		0-0-0		
4-2-0	0-2-0	0-0-0		CONFERENCE		1-0-0		1-0-0		2-0-0		
3-1-0	0-1-0	0-0-0		HOME		0-0-0		1-0-0		2-0-0		
1-1-0	0-1-0	0-0-0		AWAY		1-0-0		0-0-0		0-0-0		
0-0-0	0-0-0	0-0-0		NEUTRAL		0-0-0		0-0-0		0-0-0		
<hr/>												
RPI S	Opponent	Score		RPI S	Opponent	Score		RPI S	Opponent	Score		
2 H	UCLA	0	2	26 H	California	1	1	86 A	San Diego	2	1	
7 A	Michigan	0	2	31 A	Texas A&M	3	1	94 H	Cal St. Fullerton	1	1	
18 H	Portland	1	3									
20 A	BYU	0	1									
	</											

Non-Div. I Games:

Pepperdine

Average RPI Win:	119	WON-LOST RECORD	WINNING PCT. RANK	LAST 10 GAMES	STRENGTH OF SCHEDULE	OPP. STRENGTH OF SCHEDULE	TEAM RPI	ADJ RPI	CONF. RPI	ADJ CONF. RPI		
DIV. I ONLY		8-3-6	.64706	74	5-2-3	44	29	36	.59289	37	3	3
DIV. I NON-CONF.		4-1-4	.66667	81	1-0-1	76	54	60	.58016	61	3	3
<hr/>												
TOTALS	RPI 1-25	RPI 26-50		W-L RECORDS		RPI 51-100		RPI 101-150		RPI 150+		
8-3-6	0-2-1	1-0-2		OVERALL		1-1-1		5-0-1		1-0-1		
6-0-4	0-0-1	0-0-1		HOME		1-0-0		4-0-1		1-0-1		
2-3-2	0-2-0	1-0-1		AWAY		0-1-1		1-0-0		0-0-0		
0-0-0	0-0-0	0-0-0		NEUTRAL		0-0-0		0-0-0		0-0-0		
<hr/>												
4-1-4	0-1-0	0-0-1		NON-CONFERENCE		0-0-1		3-0-1		1-0-1		
3-0-2	0-0-0	0-0-0		HOME		0-0-0		2-0-1		1-0-1		
1-1-2	0-1-0	0-1-		AWAY		0-0-1		1-0-0		0-0-0		
0-0-0	0-0-0	0-0-0		NEUTRAL		0-0-0		0-0-0		0-0-0		
<hr/>												
4-2-2	0-1-1	1-0-1		CONFERENCE		1-1-0		2-0-0		0-0-0		
3-0-2	0-0-1	0-0-1		HOME		1-0-0		2-0-0		0-0-0		
1-2-0	0-1-0	1-0-0		AWAY		0-1-0		0-0-0		0-0-0		
0-0-0	0-0-0	0-0-0		NEUTRAL		0-0-0		0-0-0		0-0-0		
<hr/>												
RPI	S	Opponent	Score	RPI	S	Opponent	Score	RPI	S	Opponent	Score	
2	H	UCLA	1 1	26	H	California	0 0	55	A	Washington	0 1	
16	A	Stanford	0 1	27	A	Kentucky	0 0	94	A	Cal St. Fullerton	0 0	
20	A	BYU	0 1	29	A	Washington St.	4 3	99	H	Oregon St.	1 0	
<hr/>												
				LAST 10 GAMES								
				116 H Southern California				99 H Oregon St.				1 0
				2 H UCLA				111 H Oregon				1 0
				16 A Stanford				26 H California				0 0
				29 A Washington St.				117 H Oklahoma				1 1
				55 A Washington				119 H Utah St.				3 0

Non-Div. I Games:

Utah

Average RPI Win:	99	WON-LOST	WINNING	LAST 10	STRENGTH OF	OPP. STRENGTH	TEAM	ADJ	CONF.	ADJ CONF.		
Average RPI Loss:	15	RECORD	PCT. RANK	GAMES	SCHEDULE	OF SCHEDULE	RPI	RPI	RPI	RPI		
DIV. I ONLY		9-9-0	.5	152	4-6-0	6	7	39	.59278	38	1	1
DIV. I NON-CONF.		4-2-0	.66667	81	0-0-0	27	40	34	.61661	33	1	1
<hr/>												
TOTALS	RPI 1-25	RPI 26-50		W-L RECORDS		RPI 51-100		RPI 101-150		RPI 150+		
9-9-0	1-7-0	0-2-0		OVERALL		5-0-0		1-0-0		2-0-0		
6-3-0	1-1-0	0-2-0		HOME		2-0-0		1-0-0		2-0-0		
3-6-0	0-6-0	0-0-0		AWAY		3-0-0		0-0-0		0-0-0		
0-0-0	0-0-0	0-0-0		NEUTRAL		0-0-0		0-0-0		0-0-0		
<hr/>												
4-2-0	0-2-0	0-0-0		NON-CONFERENCE		2-0-0		0-0-0		2-0-0		
4-0-0	0-0-0	0-0-0		HOME		2-0-0		0-0-0		2-0-0		
0-2-0	0-2-0	0-0-		AWAY		0-0-0		0-0-0		0-0-0		
0-0-0	0-0-0	0-0-0		NEUTRAL		0-0-0		0-0-0		0-0-0		
<hr/>												
5-7-0	1-5-0	0-2-0		CONFERENCE		3-0-0		1-0-0		0-0-0		
2-3-0	1-1-0	0-2-0		HOME		0-0-0		1-0-0		0-0-0		
3-4-0	0-4-0	0-0-0		AWAY		3-0-0		0-0-0		0-0-0		
0-0-0	0-0-0	0-0-0		NEUTRAL		0-0-0		0-0-0		0-0-0		
<hr/>												
RPI S	Opponent	Score		RPI S	Opponent	Score		RPI S	Opponent	Score		
1 A	Virginia	0	1	28 H	Duke	1	2	59 H	Navy	2	0	
3 A	North Carolina	1	3	33 H	Boston College	0	1	61 A	Clemson	2	1	
6 A	Florida St.	1	2					72 A	Miami (FL)	1	0	
10 H	Virginia Tech	0	2					77 H	Villanova	4	2	
14 A	Santa Clara	0	1					85 A	Syracuse	3	1	
15 H	Wake Forest	1	0									
16 A	Stanford	0	3									
25 A	Notre Dame	0	5									
<hr/>												
LAST 10 GAMES												
33 H Boston College						0	1	3 A	North Carolina	1	3	
85 A Syracuse						3	1	110 H	North Carolina St.	3	0	
6 A Florida St.						1	2	1 A	Virginia	0	1	
72 A Miami (FL)						1	0	25 A	Notre Dame	0	5	
28 H Duke						1	2	15 H	Wake Forest	1	0	

Non-Div. I Games:

Maryland

Average RPI Win: 128		WON-LOST RECORD		WINNING PCT. RANK		LAST 10 GAMES		STRENGTH OF SCHEDULE		OPP. STRENGTH OF SCHEDULE		TEAM RPI		ADJ RPI		CONF. RPI		ADJ CONF. RPI					
DIV. I ONLY		12-5-1		.69444		53		5-4-1		61		67		37		.59195		39		5		5	
DIV. I NON-CONF.		7-1-0		.875		18		0-0-0		104		123		30		.61793		32		4		4	
TOTALS		RPI 1-25		RPI 26-50		W-L RECORDS		RPI 51-100		RPI 101-150		RPI 150+											
12-5-1		1-0-0		0-4-0		OVERALL		5-1-1		2-0-0		4-0-0											
7-3-0		1-0-0		0-2-0		HOME		2-1-0		1-0-0		3-0-0											
5-2-1		0-0-0		0-2-0		AWAY		3-0-1		1-0-0		1-0-0											
0-0-0		0-0-0		0-0-0		NEUTRAL		0-0-0		0-0-0		0-0-0											
7-1-0		0-0-0		0-1-0		NON-CONFERENCE		2-0-0		2-0-0		3-0-0											
5-0-0		0-0-0		0-0-0		HOME		2-0-0		1-0-0		2-0-0											
2-1-0		0-0-0		0-0-		AWAY		0-0-0		1-0-0		1-0-0											
0-0-0		0-0-0		0-0-0		NEUTRAL		0-0-0		0-0-0		0-0-0											
5-4-1		1-0-0		0-3-0		CONFERENCE		3-1-1		0-0-0		1-0-0											
2-3-0		1-0-0		0-2-0		HOME		0-1-0		0-0-0		1-0-0											
3-1-1		0-0-0		0-1-0		AWAY		3-0-1		0-0-0		0-0-0											
0-0-0		0-0-0		0-0-0		NEUTRAL		0-0-0		0-0-0		0-0-0											
RPI	S	Opponent		Score		RPI	S	Opponent		Score		RPI	S	Opponent		Score							
17	H	South Carolina		2 0		27	A	Kentucky		0 1		60	A	Arkansas		1 0							
						30	H	Ole Miss		1 3		75	H	Furman		2 0							
						31	H	Texas A&M		1 2		76	H	Long Beach St.		1 0							
						40	A	Texas		0 2		79	A	LSU		2 1							
												80	A	Missouri		1 0							
												89	A	Auburn		0 0							
												97	H	Alabama		2 3							

Non-Div. I Games:

Georgia

Average RPI Win: 123		WON-LOST RECORD		WINNING PCT. RANK		LAST 10 GAMES		STRENGTH OF SCHEDULE		OPP. STRENGTH OF SCHEDULE		TEAM RPI		ADJ RPI		CONF. RPI		ADJ CONF. RPI	
DIV. I ONLY		12-4-2		.72222 41		8-1-1		98		39		42		.59192 40		6		6	
DIV. I NON-CONF.		7-3-1		.68182 79		3-0-0		103		32		61		.58157 58		6		6	
TOTALS		RPI 1-25		RPI 26-50		W-L RECORDS		RPI 51-100		RPI 101-150		RPI 150+							
12-4-2		0-2-0		2-0-0		OVERALL		3-1-2		4-1-0		3-0-0							
9-0-1		0-0-0		1-0-0		HOME		3-0-1		3-0-0		2-0-0							
3-4-1		0-2-0		1-0-0		AWAY		0-1-1		1-1-0		1-0-0							
0-0-0		0-0-0		0-0-0		NEUTRAL		0-0-0		0-0-0		0-0-0							
7-3-1		0-1-0		2-0-0		NON-CONFERENCE		2-1-1		0-1-0		3-0-0							
5-0-1		0-0-0		1-0-0		HOME		2-0-1		0-0-0		2-0-0							
2-3-0		0-1-0		1-0-		AWAY		0-1-0		0-1-0		1-0-0							
0-0-0		0-0-0		0-0-0		NEUTRAL		0-0-0		0-0-0		0-0-0							
5-1-1		0-1-0		0-0-0		CONFERENCE		1-0-1		4-0-0		0-0-0							
4-0-0		0-0-0		0-0-0		HOME		1-0-0		3-0-0		0-0-0							
1-1-1		0-1-0		0-0-0		AWAY		0-0-1		1-0-0		0-0-0							
0-0-0		0-0-0		0-0-0		NEUTRAL		0-0-0		0-0-0		0-0-0							
RPI S	Opponent		Score		RPI S	Opponent		Score		RPI S	Opponent		Score		RPI S	Opponent		Score	
21 A	West Virginia		1 2		39 H	Georgia		2 0		53 A	Oklahoma St.		1 1		111 A	Oregon		1 2	
24 A	Colorado Col.		0 2		43 A	Stephen F. Austin		2 0		56 H	Baylor		2 1		117 H	Oklahoma		1 0	
										62 H	South Fla.		1 1		124 H	TCU		2 0	
										81 H	Illinois St.		2 1		126 A	Kansas		1 0	
										87 H	Samford		2 0		132 H	Iowa St.		3 1	
										99 A	Oregon St.		0 1		184 H	Texas St.		3 0	
															194 H	UTSA		3 0	
															289 A	Air Force		3 1	

Average RPI Win: 157		WON-LOST RECORD		WINNING PCT. RANK		LAST 10 GAMES		STRENGTH OF SCHEDULE		OPP. STRENGTH OF SCHEDULE		TEAM RPI		ADJ RPI		CONF. RPI		ADJ CONF. RPI	
DIV. I ONLY		14-4-1		.76316 28		8-1-1		101		90		40		.59116 41		10		10	
DIV. I NON-CONF.		8-3-0		.72727 55		2-0-0		64		61		42		.59941 43		9		9	
TOTALS		RPI 1-25		RPI 26-50		W-L RECORDS		RPI 51-100		RPI 101-150		RPI 150+							
14-4-1		0-1-0		0-2-0		OVERALL		1-1-1		5-0-0		8-0-0							
7-3-0		0-1-0		0-1-0		HOME		1-1-0		1-0-0		5-0-0							
7-1-1		0-0-0		0-1-0		AWAY		0-0-1		4-0-0		3-0-0							
0-0-0		0-0-0		0-0-0		NEUTRAL		0-0-0		0-0-0		0-0-0							
8-3-0		0-1-0		0-1-0		NON-CONFERENCE		1-1-0		3-0-0		4-0-0							
4-2-0		0-1-0		0-0-0		HOME		1-1-0		1-0-0		2-0-0							
4-1-0		0-0-0		0-0-		AWAY		0-0-0		2-0-0		2-0-0							
0-0-0		0-0-0		0-0-0		NEUTRAL		0-0-0		0-0-0		0-0-0							
6-1-1		0-0-0		0-1-0		CONFERENCE		0-0-1		2-0-0		4-0-0							
3-1-0		0-0-0		0-1-0		HOME		0-0-0		0-0-0		3-0-0							
3-0-1		0-0-0		0-0-0		AWAY		0-0-1		2-0-0		1-0-0							
0-0-0		0-0-0		0-0-0		NEUTRAL		0-0-0		0-0-0		0-0-0							
RPI S	Opponent	Score		RPI S	Opponent	Score		RPI S	Opponent	Score		RPI S	Opponent	Score					
10 H	Virginia Tech	1	3	42 H	William & Mary	1	2	77 H	Villanova	3	2	101 H	UNC Greensboro	2	0				
				48 A	Tennessee	0	2	83 H	La Salle	1	2	105 A	Delaware	2	1				
								100 A	Hofstra	2	2	112 A	Charlotte	3	2				
												131 A	Marshall	2	1				
												138 A	Drexel	2	0				
												164 A	Longwood	2	0				
												167 H	UNC Wilmington	2	1				
												169 A	Northeastern	2	0				
												180 H	Richmond	4	1				
												185 A	Davidson	2	0				
												196 H	George Mason	2	1				
												218 H	Towson	2	1				
												253 H	Col. of Charleston	3	0				
LAST 10 GAMES																			
				100 A	Hofstra	2	2	138 A	Drexel	2	0								
				169 A	Northeastern	2	0	105 A	Delaware	2	1								
				253 H	Col. of Charleston	3	0	42 H	William & Mary	1	2								
				167 H	UNC Wilmington	2	1	196 H	George Mason	2	1								
				218 H	Towson	2	1	164 A	Longwood	2	0								

Non-Div. I Games:

James Madison

Average RPI Win:		135	WON-LOST RECORD		WINNING PCT. RANK		LAST 10 GAMES		STRENGTH OF SCHEDULE		OPP. STRENGTH OF SCHEDULE		TEAM RPI		ADJ RPI		CONF. RPI		ADJ CONF. RPI					
DIV. I ONLY			8-2-6		.6875		59		5-1-4		56		91		41		.59079		42		10		10	
DIV. I NON-CONF.			3-1-4		.625		96		0-0-2		13		49		35		.61423		36		9		9	
TOTALS		RPI 1-25		RPI 26-50		W-L RECORDS		RPI 51-100		RPI 101-150		RPI 150+												
8-2-6		0-1-0		1-0-1		OVERALL		1-0-2		4-0-1		2-1-2												
5-1-2		0-0-0		0-0-0		HOME		1-0-1		2-0-0		2-1-1												
2-1-3		0-1-0		1-0-0		AWAY		0-0-1		1-0-1		0-0-1												
1-0-1		0-0-0		0-0-1		NEUTRAL		0-0-0		1-0-0		0-0-0												
3-1-4		0-1-0		0-0-1		NON-CONFERENCE		1-0-1		2-0-1		0-0-1												
2-0-2		0-0-0		0-0-0		HOME		1-0-1		1-0-0		0-0-1												
0-1-1		0-1-0		0-0-		AWAY		0-0-0		0-0-1		0-0-0												
1-0-1		0-0-0		0-0-1		NEUTRAL		0-0-0		1-0-0		0-0-0												
5-1-2		0-0-0		1-0-0		CONFERENCE		0-0-1		2-0-0		2-1-1												
3-1-0		0-0-0		0-0-0		HOME		0-0-0		1-0-0		2-1-0												
2-0-2		0-0-0		1-0-0		AWAY		0-0-1		1-0-0		0-0-1												
0-0-0		0-0-0		0-0-0		NEUTRAL		0-0-0		0-0-0		0-0-0												
RPI	S	Opponent		Score		RPI	S	Opponent		Score		RPI	S	Opponent		Score								
5	A	Georgetown		1	2	35	N	Rutgers		1	1	51	H	Penn		0	0							
						41	A	James Madison		2	1	73	H	Radford		2	1							
												100	A	Hofstra		3	3							
														105 H Delaware		2	1							
														118 A Princeton		1	1							
														122 N Seton Hall		1	0							
														133 H High Point		3	0							
														138 A Drexel		2	0							
														167 H UNC Wilmington		0	3							
														169 A Northeastern		0	0							
														196 H George Mason		1	1							
														218 H Towson		1	0							
														253 H Col. of Charleston		5	1							
LAST 10 GAMES																								
169 A Northeastern						0	0	105 H Delaware						2	1									
100 A Hofstra						3	3	138 A Drexel						2	0									
167 H UNC Wilmington						0	3	41 A James Madison						2	1									
253 H Col. of Charleston						5	1	118 A Princeton						1	1									
218 H Towson						1	0	51 H Penn						0	0									

Non-Div. I Games:

William & Mary

Average RPI Win:	181	WON-LOST	WINNING	LAST 10	STRENGTH OF	OPP. STRENGTH	TEAM	ADJ	CONF.	ADJ CONF.	
Average RPI Loss:	54	RECORD	PCT. RANK	GAMES	SCHEDULE	OF SCHEDULE	RPI	RPI	RPI	RPI	
DIV. I ONLY	13-3-1	.79412	22	8-1-0	113	141	43	.58884	43	15	15
DIV. I NON-CONF.	5-2-1	.6875	70	0-1-0	163	88	84	.55588	83	18	19
<hr/>											
TOTALS	RPI 1-25	RPI 26-50		W-L RECORDS	RPI 51-100		RPI 101-150		RPI 150+		
13-3-1	0-0-0	0-1-0		OVERALL	2-2-0		2-0-0		9-0-1		
6-3-0	0-0-0	0-1-0		HOME	1-2-0		1-0-0		4-0-0		
7-0-1	0-0-0	0-0-0		AWAY	1-0-0		1-0-0		5-0-1		
0-0-0	0-0-0	0-0-0		NEUTRAL	0-0-0		0-0-0		0-0-0		
<hr/>											
5-2-1	0-0-0	0-1-0		NON-CONFERENCE	2-1-0		0-0-0		3-0-1		
2-2-0	0-0-0	0-1-0		HOME	1-1-0		0-0-0		1-0-0		
3-0-1	0-0-0	0-0-		AWAY	1-0-0		0-0-0		2-0-1		
0-0-0	0-0-0	0-0-0		NEUTRAL	0-0-0		0-0-0		0-0-0		
<hr/>											
8-1-0	0-0-0	0-0-0		CONFERENCE	0-1-0		2-0-0		6-0-0		
4-1-0	0-0-0	0-0-0		HOME	0-1-0		1-0-0		3-0-0		
4-0-0	0-0-0	0-0-0		AWAY	0-0-0		1-0-0		3-0-0		
0-0-0	0-0-0	0-0-0		NEUTRAL	0-0-0		0-0-0		0-0-0		
<hr/>											
RPI S	Opponent	Score	RPI S	Opponent	Score	RPI S	Opponent	Score	RPI S	Opponent	Score
			40 H	Texas	0 2	58 H	Arizona St.	1 3	104 A	Southeastern La.	2 0
						63 H	Oral Roberts	1 2	147 H	Nicholls St.	4 1
						70 A	UTEP	2 1	154 A	Rice	1 0
						79 H	LSU	4 0	184 H	Texas St.	1 0
									190 H	Northwestern St.	2 0
									206 A	Sam Houston St.	1 0
									209 A	Lamar	3 0
									211 A	Central Ark.	2 1
									245 A	Houston	0 0
									252 H	Houston Baptist	2 0
									267 H	McNeese St.	2 0
									283 A	New Mexico St.	2 0
<hr/>											
LAST 10 GAMES											
			211 A	Central Ark.	2 1	206 A	Sam Houston St.	1 0			
			40 H	Texas	0 2	252 H	Houston Baptist	2 0			
			147 H	Nicholls St.	4 1	209 A	Lamar	3 0			
			104 A	Southeastern La.	2 0	190 H	Northwestern St.	2 0			
			267 H	McNeese St.	2 0	63 H	Oral Roberts	1 2			

Non-Div. I Games: Abilene Christian 2 0

Stephen F. Austin

Average RPI Win:		91	WON-LOST RECORD		WINNING PCT. RANK		LAST 10 GAMES		STRENGTH OF SCHEDULE		OPP. STRENGTH OF SCHEDULE		TEAM RPI		ADJ RPI		CONF. RPI		ADJ CONF. RPI								
Average RPI Loss:		48																									
DIV. I ONLY			9-6-2		.58824		100		4-5-1		40		9		44		.58619		44		2		2				
DIV. I NON-CONF.			5-1-1		.78571		40		0-0-0		230		10		72		.56655		72		2		2				
TOTALS		RPI 1-25		RPI 26-50		W-L RECORDS		RPI 51-100		RPI 101-150		RPI 150+															
9-6-2		0-3-1		3-1-0		OVERALL		3-1-1		2-0-0		1-1-0															
3-4-0		0-3-0		2-0-0		HOME		0-0-0		1-0-0		0-1-0															
6-2-2		0-0-1		1-1-0		AWAY		3-1-1		1-0-0		1-0-0															
0-0-0		0-0-0		0-0-0		NEUTRAL		0-0-0		0-0-0		0-0-0															
5-1-1		0-0-0		1-0-0		NON-CONFERENCE		1-0-1		2-0-0		1-1-0															
1-1-0		0-0-0		0-0-0		HOME		0-0-0		1-0-0		0-1-0															
4-0-1		0-0-0		1-0-		AWAY		1-0-1		1-0-0		1-0-0															
0-0-0		0-0-0		0-0-0		NEUTRAL		0-0-0		0-0-0		0-0-0															
4-5-1		0-3-1		2-1-0		CONFERENCE		2-1-0		0-0-0		0-0-0															
2-3-0		0-3-0		2-0-0		HOME		0-0-0		0-0-0		0-0-0															
2-2-1		0-0-1		0-1-0		AWAY		2-1-0		0-0-0		0-0-0															
0-0-0		0-0-0		0-0-0		NEUTRAL		0-0-0		0-0-0		0-0-0															
RPI	S	Opponent		Score		RPI	S	Opponent		Score		RPI	S	Opponent		Score											
7	A	Michigan		0 0		32	A	Indiana		0 1		54	A	Illinois		2 3		107	H	Milwaukee		3 0					
8	H	Nebraska		1 2		46	H	Ohio St.		1 0		68	A	Michigan St.		2 0		111	A	Oregon		2 1					
9	H	Penn St.		1 2		47	A	Connecticut		3 2		81	A	Illinois St.		4 1		162	H	Vanderbilt		3 4					
22	H	Minnesota		0 1		49	H	Iowa		2 1		91	A	Purdue		3 1		222	A	Loyola Chicago		5 1					
						LAST 10 GAMES																					
						32 A Indiana						0 1		46 H Ohio St.						1 0							
						22 H Minnesota						0 1		9 H Penn St.						1 2							
						49 H Iowa						2 1		68 A Michigan St.						2 0							
						8 H Nebraska						1 2		7 A Michigan						0 0							
						54 A Illinois						2 3		91 A Purdue						3 1							

Non-Div. I Games:

Wisconsin

DePaul

DePaul					Through Games Of Sunday, Oct. 27, 2013																		
Average RPI Win:		141	WON-LOST RECORD		WINNING PCT. RANK		LAST 10 GAMES		STRENGTH OF SCHEDULE		OPP. STRENGTH OF SCHEDULE		TEAM RPI		ADJ RPI		CONF. RPI		ADJ CONF. RPI				
DIV. I ONLY			11-3-2		.75 29		7-2-1		116		64		45		.58372 45		4		4				
DIV. I NON-CONF.			6-1-1		.8125 30		2-0-0		226		145		81		.55603 82		5		5				
TOTALS		RPI 1-25		RPI 26-50		W-L RECORDS		RPI 51-100		RPI 101-150		RPI 150+											
11-3-2		0-1-1		0-0-0		OVERALL		3-0-0		4-1-0		4-1-1											
6-1-1		0-1-0		0-0-0		HOME		3-0-0		2-0-0		1-0-1											
5-2-1		0-0-1		0-0-0		AWAY		0-0-0		2-1-0		3-1-0											
0-0-0		0-0-0		0-0-0		NEUTRAL		0-0-0		0-0-0		0-0-0											
6-1-1		0-0-0		0-0-0		NON-CONFERENCE		1-0-0		1-0-0		4-1-1											
3-0-1		0-0-0		0-0-0		HOME		1-0-0		1-0-0		1-0-1											
3-1-0		0-0-0		0-0-		AWAY		0-0-0		0-0-0		3-1-0											
0-0-0		0-0-0		0-0-0		NEUTRAL		0-0-0		0-0-0		0-0-0											
5-2-1		0-1-1		0-0-0		CONFERENCE		2-0-0		3-1-0		0-0-0											
3-1-0		0-1-0		0-0-0		HOME		2-0-0		1-0-0		0-0-0											
2-1-1		0-0-1		0-0-0		AWAY		0-0-0		2-1-0		0-0-0											
0-0-0		0-0-0		0-0-0		NEUTRAL		0-0-0		0-0-0		0-0-0											
RPI	S	Opponent		Score		RPI	S	Opponent		Score		RPI	S	Opponent		Score							
4	H	Marquette		0 1								51	H	Butler		1 0							
5	A	Georgetown		1 1								77	H	Villanova		2 0							
												98	H	Colgate		3 2							
																		107	H	Milwaukee		1 0	
																		120	A	Creighton		2 1	
																		122	H	Seton Hall		1 0	
																		127	A	Xavier		1 0	
																		141	A	Providence		0 1	
																		176	A	Saint Louis		4 0	
																		177	A	Valparaiso		0 1	
																		198	A	Ohio		3 1	
																		222	A	Loyola Chicago		1 0	
																		253	H	Col. of Charleston		3 1	
																		254	H	Green Bay		0 0	

Average RPI Win:	118	WON-LOST	WINNING	LAST 10	STRENGTH OF	OPP. STRENGTH	TEAM	ADJ	CONF.	ADJ CONF.	
Average RPI Loss:	37	RECORD	PCT. RANK	GAMES	SCHEDULE	OF SCHEDULE	RPI	RPI	RPI	RPI	
DIV. I ONLY	10-5-3	.63889	79	4-4-2	68	17	47	.583	46	2	2
DIV. I NON-CONF.	6-1-1	.8125	30	0-0-0	172	31	52	.58896	52	2	2
<hr/>											
TOTALS	RPI 1-25	RPI 26-50		W-L RECORDS		RPI 51-100		RPI 101-150		RPI 150+	
10-5-3	0-2-1	2-2-0		OVERALL		2-1-2		3-0-0		3-0-0	
6-1-2	0-0-0	1-0-0		HOME		1-1-2		2-0-0		2-0-0	
2-4-1	0-2-1	1-2-0		AWAY		0-0-0		0-0-0		1-0-0	
2-0-0	0-0-0	0-0-0		NEUTRAL		1-0-0		1-0-0		0-0-0	
<hr/>											
6-1-1	0-0-0	0-1-0		NON-CONFERENCE		1-0-1		2-0-0		3-0-0	
3-0-1	0-0-0	0-0-0		HOME		0-0-1		1-0-0		2-0-0	
1-1-0	0-0-0	0-0-		AWAY		0-0-0		0-0-0		1-0-0	
2-0-0	0-0-0	0-0-0		NEUTRAL		1-0-0		1-0-0		0-0-0	
<hr/>											
4-4-2	0-2-1	2-1-0		CONFERENCE		1-1-1		1-0-0		0-0-0	
3-1-1	0-0-0	1-0-0		HOME		1-1-1		1-0-0		0-0-0	
1-3-1	0-2-1	1-1-0		AWAY		0-0-0		0-0-0		0-0-0	
0-0-0	0-0-0	0-0-0		NEUTRAL		0-0-0		0-0-0		0-0-0	
<hr/>											
RPI S	Opponent	Score	RPI S	Opponent	Score	RPI S	Opponent	Score	RPI S	Opponent	Score
8 A	Nebraska	0 1	32 H	Indiana	3 1	54 H	Illinois	1 1	102 H	Eastern Mich.	2 1
9 A	Penn St.	2 4	33 A	Boston College	0 1	57 N	St. John's (NY)	1 0	148 N	Central Mich.	2 0
22 A	Minnesota	0 0	44 A	Wisconsin	0 1	68 H	Michigan St.	3 1	150 H	Northwestern	6 1
			49 A	Iowa	3 1	91 H	Purdue	0 1	169 A	Northeastern	4 1
						95 H	Arizona	0 0	186 H	Pittsburgh	2 0
									216 H	Morehead St.	3 2
<hr/>											
LAST 10 GAMES											
49 A Iowa						3	1	44 A Wisconsin	0	1	
8 A Nebraska						0	1	22 A Minnesota	0	0	
150 H Northwestern						6	1	91 H Purdue	0	1	
9 A Penn St.						2	4	32 H Indiana	3	1	
68 H Michigan St.						3	1	54 H Illinois	1	1	

Non-Div. I Games:

Ohio St.

Average RPI Win:	134	WON-LOST RECORD	WINNING PCT. RANK	LAST 10 GAMES	STRENGTH OF SCHEDULE	OPP. STRENGTH OF SCHEDULE	TEAM RPI	ADJ RPI	CONF. RPI	ADJ CONF. RPI		
DIV. I ONLY		11-8-0	.57895	113	5-5-0	30	58	48	.58235	47	7	7
DIV. I NON-CONF.		6-4-0	.6	113	0-1-0	25	30	41	.60177	40	7	7
<hr/>												
TOTALS	RPI 1-25	RPI 26-50		W-L RECORDS		RPI 51-100		RPI 101-150		RPI 150+		
11-8-0	0-4-0	2-2-0		OVERALL		3-2-0		2-0-0		4-0-0		
9-4-0	0-3-0	0-1-0		HOME		3-0-0		2-0-0		4-0-0		
2-4-0	0-1-0	2-1-0		AWAY		0-2-0		0-0-0		0-0-0		
0-0-0	0-0-0	0-0-0		NEUTRAL		0-0-0		0-0-0		0-0-0		
6-4-0	0-2-0	1-2-0		NON-CONFERENCE		3-0-0		0-0-0		2-0-0		
5-3-0	0-2-0	0-1-0		HOME		3-0-0		0-0-0		2-0-0		
1-1-0	0-0-0	1-0-		AWAY		0-0-0		0-0-0		0-0-0		
0-0-0	0-0-0	0-0-0		NEUTRAL		0-0-0		0-0-0		0-0-0		
5-4-0	0-2-0	1-0-0		CONFERENCE		0-2-0		2-0-0		2-0-0		
4-1-0	0-1-0	0-0-0		HOME		0-0-0		2-0-0		2-0-0		
1-3-0	0-1-0	1-0-0		AWAY		0-2-0		0-0-0		0-0-0		
0-0-0	0-0-0	0-0-0		NEUTRAL		0-0-0		0-0-0		0-0-0		
RPI	S	Opponent	Score	RPI	S	Opponent	Score	RPI	S	Opponent	Score	
5	H	Georgetown	1 2	33	A	Boston College	1 0	62	A	South Fla.	2 3	
11	A	UCF	1 4	35	A	Rutgers	2 1	64	A	Memphis	1 5	
16	H	Stanford	0 1	44	H	Wisconsin	2 3	83	H	La Salle	1 0	
19	H	Louisville	2 3	50	A	Boston U.	0 1	85	H	Syracuse	1 0	
								96	H	Dartmouth	2 0	

Non-Div. I Games:

Connecticut

Average RPI Win:		73	WON-LOST RECORD		WINNING PCT. RANK		LAST 10 GAMES		STRENGTH OF SCHEDULE		OPP. STRENGTH OF SCHEDULE		TEAM RPI		ADJ RPI		CONF. RPI		ADJ CONF. RPI					
DIV. I ONLY			7-7-4		.5		152		2-5-3		9		55		52		.58182		48		5		5	
DIV. I NON-CONF.			5-2-1		.6875		70		0-0-0		26		89		33		.61969		28		4		4	
TOTALS		RPI 1-25		RPI 26-50				W-L RECORDS				RPI 51-100				RPI 101-150				RPI 150+				
7-7-4		1-2-0		3-1-0				OVERALL				1-3-3				1-0-1				1-1-0				
5-2-2		0-2-0		3-0-0				HOME				1-0-1				1-0-1				0-0-0				
2-5-2		1-0-0		0-1-0				AWAY				0-3-2				0-0-0				1-1-0				
0-0-0		0-0-0		0-0-0				NEUTRAL				0-0-0				0-0-0				0-0-0				
5-2-1		1-0-0		1-0-0				NON-CONFERENCE				1-1-0				1-0-1				1-1-0				
3-0-1		0-0-0		1-0-0				HOME				1-0-0				1-0-1				0-0-0				
2-2-0		1-0-0		0-0-				AWAY				0-1-0				0-0-0				1-1-0				
0-0-0		0-0-0		0-0-0				NEUTRAL				0-0-0				0-0-0				0-0-0				
2-5-3		0-2-0		2-1-0				CONFERENCE				0-2-3				0-0-0				0-0-0				
2-2-1		0-2-0		2-0-0				HOME				0-0-1				0-0-0				0-0-0				
0-3-2		0-0-0		0-1-0				AWAY				0-2-2				0-0-0				0-0-0				
0-0-0		0-0-0		0-0-0				NEUTRAL				0-0-0				0-0-0				0-0-0				
RPI	S	Opponent		Score		RPI	S	Opponent		Score		RPI	S	Opponent		Score		RPI	S	Opponent		Score		
11	A	UCF		2	1	27	A	Kentucky		1	4	60	A	Arkansas		1	2	117	H	Oklahoma		3	1	
12	H	Florida		0	3	30	H	Ole Miss		3	0	79	A	LSU		1	1	121	H	Western Ky.		0	0	
17	H	South Carolina		0	1	31	H	Texas A&M		1	0	80	A	Missouri		1	1	172	A	Middle Tenn.		0	1	
						41	H	James Madison		2	0	87	A	Samford		0	1	192	A	Mercer		2	0	
												88	H	Dayton		2	0							
												89	H	Auburn		1	1							
												97	A	Alabama		2	4							
						LAST 10 GAMES																		
						80	A	Missouri		1	1	17	H	South Carolina		0	1							
						12	H	Florida		0	3	30	H	Ole Miss		3	0							
						60	A	Arkansas		1	2	97	A	Alabama		2	4							
						89	H	Auburn		1	1	79	A	LSU		1	1							
						27	A	Kentucky		1	4	31	H	Texas A&M		1	0							

Non-Div. I Games:

Tennessee

Average RPI Win:	157	WON-LOST RECORD	WINNING PCT. RANK	LAST 10 GAMES	STRENGTH OF SCHEDULE	OPP. STRENGTH OF SCHEDULE	TEAM RPI	ADJ RPI	CONF. RPI	ADJ CONF. RPI					
DIV. I ONLY		12-5-1	.69444	53	4-5-1	92	47	46	.58155	49	2	2			
DIV. I NON-CONF.		8-0-0	1	1	0-0-0	279	180	56	.5818	57	2	2			
<hr/>															
TOTALS	RPI 1-25	RPI 26-50		W-L RECORDS		RPI 51-100		RPI 101-150		RPI 150+					
12-5-1	1-2-1	1-2-0		OVERALL		1-1-0		4-0-0		5-0-0					
7-2-0	1-1-0	0-1-0		HOME		1-0-0		3-0-0		2-0-0					
4-3-1	0-1-1	1-1-0		AWAY		0-1-0		1-0-0		2-0-0					
1-0-0	0-0-0	0-0-0		NEUTRAL		0-0-0		0-0-0		1-0-0					
8-0-0	0-0-0	0-0-0		NON-CONFERENCE		0-0-0		3-0-0		5-0-0					
5-0-0	0-0-0	0-0-0		HOME		0-0-0		3-0-0		2-0-0					
2-0-0	0-0-0	0-0-		AWAY		0-0-0		0-0-0		2-0-0					
1-0-0	0-0-0	0-0-0		NEUTRAL		0-0-0		0-0-0		1-0-0					
4-5-1	1-2-1	1-2-0		CONFERENCE		1-1-0		1-0-0		0-0-0					
2-2-0	1-1-0	0-1-0		HOME		1-0-0		0-0-0		0-0-0					
2-3-1	0-1-1	1-1-0		AWAY		0-1-0		1-0-0		0-0-0					
0-0-0	0-0-0	0-0-0		NEUTRAL		0-0-0		0-0-0		0-0-0					
RPI	S	Opponent	Score	RPI	S	Opponent	Score	RPI	S	Opponent	Score				
7	H	Michigan	1 2	32	A	Indiana	2 1	54	A	Illinois	1 2	108	H	Wright St.	1 0
8	A	Nebraska	1 2	44	A	Wisconsin	1 2	68	H	Michigan St.	1 0	132	H	Iowa St.	3 0
9	H	Penn St.	3 2	46	H	Ohio St.	1 3					146	H	Western Mich.	3 1
22	A	Minnesota	2 2									150	A	Northwestern	1 0
												176	H	Saint Louis	3 2
												189	N	UC Davis	1 0
												273	A	Pacific	2 0
												279	A	Drake	1 0
												317	H	UNI	2 1
<hr/>															
				LAST 10 GAMES											
				46 H Ohio St. 1 3				68 H Michigan St. 1 0							
				9 H Penn St. 3 2				8 A Nebraska 1 2							
				44 A Wisconsin 1 2				150 A Northwestern 1 0							
				22 A Minnesota 2 2				54 A Illinois 1 2							
				32 A Indiana 2 1				7 H Michigan 1 2							

Non-Div. I Games:

Iowa

Average RPI Win: 188		WON-LOST RECORD		WINNING PCT. RANK		LAST 10 GAMES		STRENGTH OF SCHEDULE		OPP. STRENGTH OF SCHEDULE		TEAM RPI		ADJ RPI		CONF. RPI		ADJ CONF. RPI			
DIV. I ONLY		12-3-3		.75 29		7-1-2		117		94		49		.5814 50		16		16			
DIV. I NON-CONF.		5-2-3		.65 89		0-0-2		55		16		50		.59109 51		15		15			
TOTALS		RPI 1-25		RPI 26-50		W-L RECORDS		RPI 51-100		RPI 101-150		RPI 150+									
12-3-3		0-1-1		1-1-0		OVERALL		2-1-2		2-0-0		7-0-0									
7-0-2		0-0-1		1-0-0		HOME		1-0-1		2-0-0		3-0-0									
5-3-1		0-1-0		0-1-0		AWAY		1-1-1		0-0-0		4-0-0									
0-0-0		0-0-0		0-0-0		NEUTRAL		0-0-0		0-0-0		0-0-0									
5-2-3		0-1-1		1-1-0		NON-CONFERENCE		1-0-2		2-0-0		1-0-0									
4-0-2		0-0-1		1-0-0		HOME		1-0-1		2-0-0		0-0-0									
1-2-1		0-1-0		0-0-		AWAY		0-0-1		0-0-0		1-0-0									
0-0-0		0-0-0		0-0-0		NEUTRAL		0-0-0		0-0-0		0-0-0									
7-1-0		0-0-0		0-0-0		CONFERENCE		1-1-0		0-0-0		6-0-0									
3-0-0		0-0-0		0-0-0		HOME		0-0-0		0-0-0		3-0-0									
4-1-0		0-0-0		0-0-0		AWAY		1-1-0		0-0-0		3-0-0									
0-0-0		0-0-0		0-0-0		NEUTRAL		0-0-0		0-0-0		0-0-0									
RPI S	Opponent		Score		RPI S	Opponent		Score		RPI S	Opponent		Score		RPI S	Opponent		Score			
9 A	Penn St.		0	1	33 A	Boston College		0	1	59 A	Navy		0	1	141 H	Providence		1	0		
17 H	South Carolina		0	0	47 H	Connecticut		1	0	78 H	Harvard		1	1	150 H	Northwestern		2	0		
												88 H	Dayton		1	0	214 A	American		1	0
												96 A	Dartmouth		1	1	217 A	Army		1	0
												98 A	Colgate		3	0	227 H	Lehigh		3	0
																247 A	Lafayette		2	0	
																270 H	Loyola Maryland		1	0	
																271 A	Akron		3	2	
																290 H	Holy Cross		3	0	

Non-Div. I Games:

Boston U.

Penn				Through Games Of Sunday, Oct. 27, 2013											
Average RPI Win:	181	WON-LOST	WINNING	LAST 10	STRENGTH OF	OPP. STRENGTH	TEAM	ADJ	CONF.	ADJ CONF.					
Average RPI Loss:	78	RECORD	PCT. RANK	GAMES	SCHEDULE	OF SCHEDULE	RPI	RPI	RPI	RPI					
DIV. I ONLY		10-1-4	.8	21	6-1-3		142	139	50	.57968	51	8	8		
DIV. I NON-CONF.		7-0-3	.85	25	3-0-2		237	165	76	.56342	75	10	10		
<hr/>															
TOTALS		RPI 1-25		RPI 26-50		W-L RECORDS		RPI 51-100		RPI 101-150		RPI 150+			
10-1-4		0-0-0		0-0-1		OVERALL		2-1-1		1-0-0		7-0-2			
6-0-2		0-0-0		0-0-0		HOME		1-0-1		1-0-0		4-0-1			
4-1-2		0-0-0		0-0-1		AWAY		1-1-0		0-0-0		3-0-1			
0-0-0		0-0-0		0-0-0		NEUTRAL		0-0-0		0-0-0		0-0-0			
7-0-3		0-0-0		0-0-1		NON-CONFERENCE		1-0-0		1-0-0		5-0-2			
4-0-1		0-0-0		0-0-0		HOME		0-0-0		1-0-0		3-0-1			
3-0-2		0-0-0		0-1-		AWAY		1-0-0		0-0-0		2-0-1			
0-0-0		0-0-0		0-0-0		NEUTRAL		0-0-0		0-0-0		0-0-0			
3-1-1		0-0-0		0-0-0		CONFERENCE		1-1-1		0-0-0		2-0-0			
2-0-1		0-0-0		0-0-0		HOME		1-0-1		0-0-0		1-0-0			
1-1-0		0-0-0		0-0-0		AWAY		0-1-0		0-0-0		1-0-0			
0-0-0		0-0-0		0-0-0		NEUTRAL		0-0-0		0-0-0		0-0-0			
RPI	S	Opponent	Score	RPI	S	Opponent	Score	RPI	S	Opponent	Score	RPI	S	Opponent	Score
				42	A	William & Mary	0 0	59	A	Navy	1 0	138	H	Drexel	1 0
								78	A	Harvard	1 2	155	A	Columbia	1 0
								84	H	Yale	1 1	156	H	Fairleigh Dickinson	4 0
								96	H	Dartmouth	1 0	171	H	Cornell	1 0
												179	A	Saint Joseph's	1 0
												227	H	Lehigh	1 1
												265	A	NJIT	2 0
												268	H	Mt. St. Mary's	4 0
												274	A	Old Dominion	2 2
												319	H	Saint Peter's	4 0
				LAST 10 GAMES											
				84	H	Yale	1 1	156	H	Fairleigh Dickinson	4 0				
				265	A	NJIT	2 0	171	H	Cornell	1 0				
				96	H	Dartmouth	1 0	227	H	Lehigh	1 1				
				59	A	Navy	1 0	78	A	Harvard	1 2				
				155	A	Columbia	1 0	274	A	Old Dominion	2 2				

Non-Div. I Games:

Penn

Average RPI Win: 163		WON-LOST RECORD	WINNING PCT. RANK	LAST 10 GAMES	STRENGTH OF SCHEDULE	OPP. STRENGTH OF SCHEDULE	TEAM RPI	ADJ RPI		CONF. RPI	ADJ CONF. RPI											
Average RPI Loss: 54																						
DIV. I ONLY		11-5-2	.66667	65	6-4-0	72	75	50	.57968	51	4	4										
DIV. I NON-CONF.		7-1-2	.8	37	2-0-0	100	115	39	.60233	39	5	5										
<hr/>																						
TOTALS		RPI 1-25		RPI 26-50		W-L RECORDS		RPI 51-100		RPI 101-150		RPI 150+										
11-5-2		1-2-0		0-1-0		OVERALL		1-1-1		4-1-1		5-0-0										
5-1-2		1-1-0		0-0-0		HOME		1-0-1		2-0-1		1-0-0										
6-4-0		0-1-0		0-1-0		AWAY		0-1-0		2-1-0		4-0-0										
0-0-0		0-0-0		0-0-0		NEUTRAL		0-0-0		0-0-0		0-0-0										
7-1-2		1-1-0		0-0-0		NON-CONFERENCE		0-0-1		1-0-1		5-0-0										
2-0-2		1-0-0		0-0-0		HOME		0-0-1		0-0-1		1-0-0										
5-1-0		0-1-0		0-0-		AWAY		0-0-0		1-0-0		4-0-0										
0-0-0		0-0-0		0-0-0		NEUTRAL		0-0-0		0-0-0		0-0-0										
4-4-0		0-1-0		0-1-0		CONFERENCE		1-1-0		3-1-0		0-0-0										
3-1-0		0-1-0		0-0-0		HOME		1-0-0		2-0-0		0-0-0										
1-3-0		0-0-0		0-1-0		AWAY		0-1-0		1-1-0		0-0-0										
0-0-0		0-0-0		0-0-0		NEUTRAL		0-0-0		0-0-0		0-0-0										
RPI	S	Opponent		Score		RPI	S	Opponent		Score		RPI	S	Opponent		Score						
5	H	Georgetown		0 3		45	A	DePaul		0 1		57	H	St. John's (NY)		2 1						
7	H	Michigan		1 0								66	H	Seattle		1 1						
19	A	Louisville		0 2								77	A	Villanova		0 2						
														102 H Eastern Mich.		1 1						
														108 A Wright St.		4 3						
														120 A Creighton		1 0						
														122 A Seton Hall		1 3						
														127 H Xavier		1 0						
														141 H Providence		2 1						
														188 A Indiana St.		3 0						
														212 A IPFW		2 0						
														257 A IUPUI		1 0						
														269 H Northern Ky.		3 0						
														310 A Bowling Green		2 1						
<hr/>																						
LAST 10 GAMES																						
120 A Creighton						1 0						5 H Georgetown					0 3					
127 H Xavier						1 0						122 A Seton Hall					1 3					
45 A DePaul						0 1						77 A Villanova					0 2					
141 H Providence						2 1						257 A IUPUI					1 0					
57 H St. John's (NY)						2 1						108 A Wright St.					4 3					

Non-Div. I Games:

Butler

Average RPI Win: 156		WON-LOST	WINNING	LAST 10	STRENGTH OF		OPP. STRENGTH	TEAM	ADJ	CONF.	ADJ CONF.
Average RPI Loss: 25		RECORD	PCT. RANK	GAMES	SCHEDULE		OF SCHEDULE	RPI	RPI	RPI	RPI
DIV. I ONLY		7-4-6	.58824	100	4-2-4		41	38	53	.57899	53
DIV. I NON-CONF.		4-2-3	.61111	106	2-0-1		38	36	49	.5928	49
TOTALS		RPI 1-25	RPI 26-50		W-L RECORDS		RPI 51-100		RPI 101-150		RPI 150+
7-4-6		0-3-1	0-0-3		OVERALL		1-1-0		3-0-1		3-0-1
4-2-3		0-2-0	0-0-3		HOME		0-0-0		2-0-0		2-0-0
3-2-3		0-1-1	0-0-0		AWAY		1-1-0		1-0-1		1-0-1
0-0-0		0-0-0	0-0-0		NEUTRAL		0-0-0		0-0-0		0-0-0
4-2-3		0-2-1	0-0-1		NON-CONFERENCE		1-0-0		0-0-0		3-0-1
2-1-1		0-1-0	0-0-1		HOME		0-0-0		0-0-0		2-0-0
2-1-2		0-1-1	0-0-		AWAY		1-0-0		0-0-0		1-0-1
0-0-0		0-0-0	0-0-0		NEUTRAL		0-0-0		0-0-0		0-0-0
3-2-3		0-1-0	0-0-2		CONFERENCE		0-1-0		3-0-1		0-0-0
2-1-2		0-1-0	0-0-2		HOME		0-0-0		2-0-0		0-0-0
1-1-1		0-0-0	0-0-0		AWAY		0-1-0		1-0-1		0-0-0
0-0-0		0-0-0	0-0-0		NEUTRAL		0-0-0		0-0-0		0-0-0
RPI S	Opponent	Score	RPI S	Opponent	Score	RPI S	Opponent	Score	RPI S	Opponent	Score
6 A	Florida St.	1 1	29 H	Washington St.	2 2	56 A	Baylor	0 1	117 A	Oklahoma	2 1
9 H	Penn St.	2 4	34 H	Texas Tech	0 0	92 A	North Texas	2 1	117 H	Oklahoma	4 1
12 A	Florida	0 2	40 H	Texas	1 1				124 A	TCU	0 0
21 H	West Virginia	1 2							126 H	Kansas	2 0
									162 A	Vanderbilt	2 2
									173 A	UT Martin	1 0
									228 H	Gonzaga	2 1
									241 H	Missouri St.	3 1
LAST 10 GAMES											
			126 H	Kansas	2 0	117 A	Oklahoma	2 1			
			56 A	Baylor	0 1	34 H	Texas Tech	0 0			
			241 H	Missouri St.	3 1	21 H	West Virginia	1 2			
			40 H	Texas	1 1	92 A	North Texas	2 1			
			124 A	TCU	0 0	29 H	Washington St.	2 2			

Non-Div. I Games:

Oklahoma St.

Average RPI Win:	112	WON-LOST RECORD	WINNING PCT. RANK	LAST 10 GAMES	STRENGTH OF SCHEDULE	OPP. STRENGTH OF SCHEDULE	TEAM RPI	ADJ RPI	CONF. RPI	ADJ CONF. RPI					
DIV. I ONLY		9-7-2	.55556	126	4-5-1	35	18	55	.57881	54	2	2			
DIV. I NON-CONF.		5-2-1	.6875	70	0-0-0	106	28	62	.57893	62	2	2			
<hr/>															
TOTALS	RPI 1-25	RPI 26-50		W-L RECORDS		RPI 51-100		RPI 101-150		RPI 150+					
9-7-2	1-4-0	2-1-1		OVERALL		2-2-1		1-0-0		3-0-0					
7-2-0	0-2-0	2-0-0		HOME		2-0-0		0-0-0		3-0-0					
2-5-1	1-2-0	0-1-1		AWAY		0-2-0		1-0-0		0-0-0					
0-0-1	0-0-0	0-0-0		NEUTRAL		0-0-1		0-0-0		0-0-0					
5-2-1	1-1-0	0-0-0		NON-CONFERENCE		1-1-1		0-0-0		3-0-0					
4-0-0	0-0-0	0-0-0		HOME		1-0-0		0-0-0		3-0-0					
1-2-0	1-1-0	0-0-		AWAY		0-1-0		0-0-0		0-0-0					
0-0-1	0-0-0	0-0-0		NEUTRAL		0-0-1		0-0-0		0-0-0					
4-5-1	0-3-0	2-1-1		CONFERENCE		1-1-0		1-0-0		0-0-0					
3-2-0	0-2-0	2-0-0		HOME		1-0-0		0-0-0		0-0-0					
1-3-1	0-1-0	0-1-1		AWAY		0-1-0		1-0-0		0-0-0					
0-0-0	0-0-0	0-0-0		NEUTRAL		0-0-0		0-0-0		0-0-0					
RPI	S	Opponent	Score	RPI	S	Opponent	Score	RPI	S	Opponent	Score				
7	H	Michigan	0 2	32	A	Indiana	2 3	58	A	Arizona St.	3 4	150	A	Northwestern	3 1
8	H	Nebraska	2 3	44	H	Wisconsin	3 2	68	H	Michigan St.	2 0	158	H	FIU	4 0
9	A	Penn St.	0 5	46	A	Ohio St.	1 1	81	H	Illinois St.	5 1	188	H	Indiana St.	3 2
19	A	Louisville	5 4	49	H	Iowa	2 1	91	A	Purdue	0 1	253	H	Col. of Charleston	6 2
25	A	Notre Dame	1 4					95	N	Arizona	1 1				
<hr/>															
				LAST 10 GAMES											
				68 H Michigan St. 2 0				32 A Indiana 2 3							
				7 H Michigan 0 2				91 A Purdue 0 1							
				9 A Penn St. 0 5				8 H Nebraska 2 3							
				150 A Northwestern 3 1				49 H Iowa 2 1							
				44 H Wisconsin 3 2				46 A Ohio St. 1 1							

Non-Div. I Games:

Illinois

Average RPI Win: 115		WON-LOST	WINNING	LAST 10	STRENGTH OF		OPP. STRENGTH	TEAM	ADJ	CONF.	ADJ CONF.						
Average RPI Loss: 39		RECORD	PCT. RANK	GAMES	SCHEDULE		OF SCHEDULE	RPI	RPI	RPI	RPI						
DIV. I ONLY		7-6-4	.52941	139	3-1-3		22	26	54	.57815	55	3	3				
DIV. I NON-CONF.		4-5-0	.44444	191	0-0-0		11	47	66	.57088	67	3	3				

TOTALS		RPI 1-25	RPI 26-50		W-L RECORDS		RPI 51-100		RPI 101-150		RPI 150+						
7-6-4		0-4-1	1-0-0		OVERALL		1-1-3		4-1-0		1-0-0						
4-4-0		0-2-0	1-0-0		HOME		1-1-0		1-1-0		1-0-0						
1-0-4		0-0-1	0-0-0		AWAY		0-0-3		1-0-0		0-0-0						
2-2-0		0-2-0	0-0-0		NEUTRAL		0-0-0		2-0-0		0-0-0						
4-5-0		0-3-0	0-0-0		NON-CONFERENCE		1-1-0		2-1-0		1-0-0						
2-3-0		0-1-0	0-0-0		HOME		1-1-0		0-1-0		1-0-0						
0-0-0		0-0-0	0-0-		AWAY		0-0-0		0-0-0		0-0-0						
2-2-0		0-2-0	0-0-0		NEUTRAL		0-0-0		2-0-0		0-0-0						
3-1-4		0-1-1	1-0-0		CONFERENCE		0-0-3		2-0-0		0-0-0						
2-1-0		0-1-0	1-0-0		HOME		0-0-0		1-0-0		0-0-0						
1-0-4		0-0-1	0-0-0		AWAY		0-0-3		1-0-0		0-0-0						
0-0-0		0-0-0	0-0-0		NEUTRAL		0-0-0		0-0-0		0-0-0						
RPI	S	Opponent		Score		RPI	S	Opponent		Score		RPI	S	Opponent		Score	
2	A	UCLA		0 0		37	H	Utah		1 0		56	H	Baylor		0 1	
11	N	UCF		0 3								58	A	Arizona St.		0 0	
15	N	Wake Forest		0 1								66	H	Seattle		5 0	
18	H	Portland		0 3								95	A	Arizona		2 2	
23	H	Colorado		0 1								99	A	Oregon St.		1 1	

Non-Div. I Games:

Washington

Average RPI Win:	117	WON-LOST	WINNING	LAST 10	STRENGTH OF	OPP. STRENGTH	TEAM	ADJ	CONF.	ADJ CONF.		
Average RPI Loss:	68	RECORD	PCT. RANK	GAMES	SCHEDULE	OF SCHEDULE	RPI	RPI	RPI	RPI		
DIV. I ONLY		9-5-3	.61765	89	3-5-2	58	63	56	.57718	56	6	6
DIV. I NON-CONF.		7-1-2	.8	37	1-1-1	87	60	36	.61273	37	6	6
<hr/>												
TOTALS	RPI 1-25	RPI 26-50		W-L RECORDS		RPI 51-100		RPI 101-150		RPI 150+		
9-5-3	0-2-0	0-1-2		OVERALL		3-0-0		4-2-0		2-0-1		
6-2-2	0-2-0	0-0-1		HOME		1-0-0		3-0-0		2-0-1		
2-3-1	0-0-0	0-1-1		AWAY		1-0-0		1-2-0		0-0-0		
1-0-0	0-0-0	0-0-0		NEUTRAL		1-0-0		0-0-0		0-0-0		
7-1-2	0-1-0	0-0-1		NON-CONFERENCE		2-0-0		3-0-0		2-0-1		
4-1-1	0-1-0	0-0-0		HOME		0-0-0		2-0-0		2-0-1		
2-0-1	0-0-0	0-1-		AWAY		1-0-0		1-0-0		0-0-0		
1-0-0	0-0-0	0-0-0		NEUTRAL		1-0-0		0-0-0		0-0-0		
2-4-1	0-1-0	0-1-1		CONFERENCE		1-0-0		1-2-0		0-0-0		
2-1-1	0-1-0	0-0-1		HOME		1-0-0		1-0-0		0-0-0		
0-3-0	0-0-0	0-1-0		AWAY		0-0-0		0-2-0		0-0-0		
0-0-0	0-0-0	0-0-0		NEUTRAL		0-0-0		0-0-0		0-0-0		
RPI	S	Opponent	Score	RPI	S	Opponent	Score	RPI	S	Opponent	Score	
20	H	BYU	1 2	31	A	Texas A&M	0 0	53	H	Oklahoma St.	1 0	
21	H	West Virginia	3 4	34	H	Texas Tech	0 0	55	A	Washington	1 0	
				40	A	Texas	1 2	80	N	Missouri	2 1	
										</		

Non-Div. I Games:

Baylor

Average RPI Win: 167		WON-LOST	WINNING	LAST 10	STRENGTH OF	OPP. STRENGTH	TEAM	ADJ	CONF.	ADJ CONF.				
Average RPI Loss: 27		RECORD	PCT. RANK	GAMES	SCHEDULE	OF SCHEDULE	RPI	RPI	RPI	RPI				
DIV. I ONLY		9-4-3	.65625	70	3-4-3		83	60	58	.57439	57	4	4	
DIV. I NON-CONF.		6-1-1	.8125	30	0-1-1		139	129	53	.5875	53	5	5	

TOTALS		RPI 1-25		RPI 26-50		W-L RECORDS		RPI 51-100		RPI 101-150		RPI 150+		
9-4-3		0-2-0		0-1-0		OVERALL		1-1-2		4-0-1		4-0-0		
5-0-3		0-0-0		0-0-0		HOME		0-0-2		3-0-1		2-0-0		
4-3-0		0-2-0		0-0-0		AWAY		1-1-0		1-0-0		2-0-0		
0-1-0		0-0-0		0-1-0		NEUTRAL		0-0-0		0-0-0		0-0-0		
6-1-1		0-0-0		0-1-0		NON-CONFERENCE		1-0-1		1-0-0		4-0-0		
3-0-1		0-0-0		0-0-0		HOME		0-0-1		1-0-0		2-0-0		
3-0-0		0-0-0		0-0-		AWAY		1-0-0		0-0-0		2-0-0		
0-1-0		0-0-0		0-1-0		NEUTRAL		0-0-0		0-0-0		0-0-0		
3-3-2		0-2-0		0-0-0		CONFERENCE		0-1-1		3-0-1		0-0-0		
2-0-2		0-0-0		0-0-0		HOME		0-0-1		2-0-1		0-0-0		
1-3-0		0-2-0		0-0-0		AWAY		0-1-0		1-0-0		0-0-0		
0-0-0		0-0-0		0-0-0		NEUTRAL		0-0-0		0-0-0		0-0-0		
RPI	S	Opponent		Score	RPI	S	Opponent		Score	RPI	S	Opponent		Score
4	A	Marquette		1 3	46	N	Ohio St.		0 1	51	A	Butler		1 2
5	A	Georgetown		0 4						71	A	Brown		4 0
										77	H	Villanova		1 1
										96	H	Dartmouth		0 0
												105 H Delaware		2 1
												120 H Creighton		0 0
												122 H Seton Hall		1 0
												127 H Xavier		2 0
												141 A Providence		3 2
												205 A Massachusetts		1 0
												229 H Fordham		5 0
												240 A Central Conn. St.		4 0
												264 H North Dakota St.		5 0

LAST 10 GAMES														
		122 H Seton Hall		1 0			4 A Marquette		1 3					
		141 A Providence		3 2			120 H Creighton		0 0					
		5 A Georgetown		0 4			127 H Xavier		2 0					
		77 H Villanova		1 1			96 H Dartmouth		0 0					
		51 A Butler		1 2			46 N Ohio St.		0 1					

Non-Div. I Games:

St. John's (NY)

Average RPI Win:	112	WON-LOST RECORD	WINNING PCT. RANK	LAST 10 GAMES	STRENGTH OF SCHEDULE	OPP. STRENGTH OF SCHEDULE	TEAM RPI	ADJ RPI	CONF. RPI	ADJ CONF. RPI	
Average RPI Loss:	48										
DIV. I ONLY	8-7-1	.53125	137	4-5-1	31	32	60	.57409	58	3	3
DIV. I NON-CONF.	5-3-0	.625	96	1-1-0	40	86	51	.59157	50	3	3
<hr/>											
TOTALS	RPI 1-25	RPI 26-50		W-L RECORDS	RPI 51-100		RPI 101-150		RPI 150+		
8-7-1	1-1-0	1-4-0		OVERALL	1-1-1		3-1-0		2-0-0		
4-2-1	0-0-0	0-1-0		HOME	1-0-1		2-1-0		1-0-0		
3-4-0	1-1-0	1-2-0		AWAY	0-1-0		1-0-0		0-0-0		
1-1-0	0-0-0	0-1-0		NEUTRAL	0-0-0		0-0-0		1-0-0		
<hr/>											
5-3-0	0-0-0	1-2-0		NON-CONFERENCE	1-0-0		1-1-0		2-0-0		
3-1-0	0-0-0	0-0-0		HOME	1-0-0		1-1-0		1-0-0		
1-1-0	0-0-0	1-0-		AWAY	0-0-0		0-0-0		0-0-0		
1-1-0	0-0-0	0-1-0		NEUTRAL	0-0-0		0-0-0		1-0-0		
<hr/>											
3-4-1	1-1-0	0-2-0		CONFERENCE	0-1-1		2-0-0		0-0-0		
1-1-1	0-0-0	0-1-0		HOME	0-0-1		1-0-0		0-0-0		
2-3-0	1-1-0	0-1-0		AWAY	0-1-0		1-0-0		0-0-0		
0-0-0	0-0-0	0-0-0		NEUTRAL	0-0-0		0-0-0		0-0-0		
<hr/>											
RPI S	Opponent	Score	RPI S	Opponent	Score	RPI S	Opponent	Score	RPI S	Opponent	Score
2 A	UCLA	0 3	26 A	California	1 2	54 H	Illinois	4 3	111 A	Oregon	1 0
16 A	Stanford	1 0	29 H	Washington St.	0 1	55 H	Washington	0 0	113 H	Boise St.	0 2
			31 A	Texas A&M	1 3	99 A	Oregon St.	0 1	116 H	Southern California	1 0
			34 N	Texas Tech	0 1				126 H	Kansas	4 0
			43 A	Stephen F. Austin	3 1				195 H	Cal St. Northridge	2 0
									238 N	Southern Utah	4 0
<hr/>											
LAST 10 GAMES											
			29 H	Washington St.	0 1	16 A	Stanford	1 0			
			55 H	Washington	0 0	26 A	California	1 2			
			2 A	UCLA	0 3	116 H	Southern California	1 0			
			99 A	Oregon St.	0 1	113 H	Boise St.	0 2			
			111 A	Oregon	1 0	238 N	Southern Utah	4 0			

Non-Div. I Games:

Arizona St.

[illegible]

Non-Div. I Games:

Arkansas

Average RPI Win: 143		WON-LOST	WINNING	LAST 10	STRENGTH OF		OPP. STRENGTH	TEAM	ADJ		CONF.	ADJ CONF.
Average RPI Loss: 16		RECORD	PCT. RANK	GAMES	SCHEDULE		OF SCHEDULE	RPI	RPI		RPI	RPI
DIV. I ONLY		7-7-4	.5	152	3-5-2		32	12	63		.56934	61
DIV. I NON-CONF.		3-1-2	.66667	81	1-0-0		97	118	68		.5693	69
TOTALS		RPI 1-25	RPI 26-50		W-L RECORDS		RPI 51-100		RPI 101-150		RPI 150+	
7-7-4		0-6-1	1-1-1		OVERALL		2-0-2		1-0-0		3-0-0	
5-4-2		0-3-1	1-1-1		HOME		1-0-0		0-0-0		3-0-0	
2-3-2		0-3-0	0-0-0		AWAY		1-0-2		1-0-0		0-0-0	
0-0-0		0-0-0	0-0-0		NEUTRAL		0-0-0		0-0-0		0-0-0	
3-1-2		0-1-0	0-0-0		NON-CONFERENCE		1-0-2		0-0-0		2-0-0	
3-1-0		0-1-0	0-0-0		HOME		1-0-0		0-0-0		2-0-0	
0-0-2		0-0-0	0-0-		AWAY		0-0-2		0-0-0		0-0-0	
0-0-0		0-0-0	0-0-0		NEUTRAL		0-0-0		0-0-0		0-0-0	
4-6-2		0-5-1	1-1-1		CONFERENCE		1-0-0		1-0-0		1-0-0	
2-3-2		0-2-1	1-1-1		HOME		0-0-0		0-0-0		1-0-0	
2-3-0		0-3-0	0-0-0		AWAY		1-0-0		1-0-0		0-0-0	
0-0-0		0-0-0	0-0-0		NEUTRAL		0-0-0		0-0-0		0-0-0	
RPI S	Opponent	Score	RPI S	Opponent	Score	RPI S	Opponent	Score	RPI S	Opponent	Score	
1 A	Virginia	0 3	28 H	Duke	0 0	62 A	South Fla.	1 1	110 A	North Carolina St.	1 0	
3 A	North Carolina	0 2	33 H	Boston College	2 1	75 H	Furman	1 0	185 H	Davidson	2 0	
6 H	Florida St.	1 1	38 H	Maryland	1 2	85 A	Syracuse	1 0	186 H	Pittsburgh	2 0	
10 A	Virginia Tech	0 1				89 A	Auburn	0 0	324 H	Alabama A&M	14 0	
15 H	Wake Forest	0 1										
17 H	South Carolina	1 2										
25 H	Notre Dame	0 2										
LAST 10 GAMES												
25 H	Notre Dame	0 2	1 A	Virginia	0 3							
3 A	North Carolina	0 2	10 A	Virginia Tech	0 1							
15 H	Wake Forest	0 1	6 H	Florida St.	1 1							
28 H	Duke	0 0	85 A	Syracuse	1 0							
110 A	North Carolina St.	1 0	324 H	Alabama A&M	14 0							

Non-Div. I Games:

Clemson

Average RPI Win: 190		WON-LOST	WINNING	LAST 10	STRENGTH OF		OPP. STRENGTH	TEAM	ADJ	CONF.	ADJ CONF.
Average RPI Loss: 44		RECORD	PCT. RANK	GAMES	SCHEDULE		OF SCHEDULE	RPI	RPI	RPI	RPI
DIV. I ONLY		9-4-5	.63889	79	5-3-2		74	92	62	.56919	62
DIV. I NON-CONF.		5-1-3	.72222	57	1-0-0		95	151	59	.58073	60
TOTALS		RPI 1-25	RPI 26-50		W-L RECORDS		RPI 51-100		RPI 101-150		RPI 150+
9-4-5		0-3-1	1-0-2		OVERALL		1-0-1		1-1-1		6-0-0
8-0-3		0-0-1	1-0-1		HOME		1-0-1		1-0-0		5-0-0
1-4-2		0-3-0	0-0-1		AWAY		0-0-0		0-1-1		1-0-0
0-0-0		0-0-0	0-0-0		NEUTRAL		0-0-0		0-0-0		0-0-0
5-1-3		0-1-1	0-0-1		NON-CONFERENCE		0-0-1		1-0-0		4-0-0
5-0-2		0-0-1	0-0-0		HOME		0-0-1		1-0-0		4-0-0
0-1-1		0-1-0	0-1-		AWAY		0-0-0		0-0-0		0-0-0
0-0-0		0-0-0	0-0-0		NEUTRAL		0-0-0		0-0-0		0-0-0
4-3-2		0-2-0	1-0-1		CONFERENCE		1-0-0		0-1-1		2-0-0
3-0-1		0-0-0	1-0-1		HOME		1-0-0		0-0-0		1-0-0
1-3-1		0-2-0	0-0-0		AWAY		0-0-0		0-1-1		1-0-0
0-0-0		0-0-0	0-0-0		NEUTRAL		0-0-0		0-0-0		0-0-0
RPI S	Opponent	Score	RPI S	Opponent	Score	RPI S	Opponent	Score	RPI S	Opponent	Score
11 A	UCF	1 2	35 H	Rutgers	2 2	61 H	Clemson	1 1	123 A	SMU	0 0
12 H	Florida	1 1	40 A	Texas	1 1	64 H	Memphis	3 1	129 A	Cincinnati	2 3
17 A	South Carolina	0 1	47 H	Connecticut	3 2				136 H	South Ala.	1 0
19 A	Louisville	0 3							172 H	Middle Tenn.	1 0
									202 H	North Florida	1 0
									233 H	Temple	1 0
									245 A	Houston	6 3
									288 H	Niagara	3 0
									326 H	Ark.-Pine Bluff	7 0
LAST 10 GAMES											
245 A	Houston	6 3	19 A	Louisville	0 3						
123 A	SMU	0 0	47 H	Connecticut	3 2						
35 H	Rutgers	2 2	233 H	Temple	1 0						
64 H	Memphis	3 1	11 A	UCF	1 2						
129 A	Cincinnati	2 3	136 H	South Ala.	1 0						

Non-Div. I Games:

South Fla.

Average RPI Win:	202	WON-LOST RECORD	WINNING PCT. RANK	LAST 10 GAMES	STRENGTH OF SCHEDULE	OPP. STRENGTH OF SCHEDULE	TEAM RPI	ADJ RPI	CONF. RPI	ADJ CONF. RPI		
DIV. I ONLY		11-3-0	.78571	23	7-1-0	145	159	59	.56895	63	15	15
DIV. I NON-CONF.		3-2-0	.6	113	0-0-0	207	140	140	.50778	142	18	19
<hr/>												
TOTALS	RPI 1-25	RPI 26-50		W-L RECORDS		RPI 51-100		RPI 101-150		RPI 150+		
11-3-0	0-0-0	1-0-0		OVERALL		0-1-0		1-2-0		9-0-0		
6-2-0	0-0-0	0-0-0		HOME		0-1-0		1-1-0		5-0-0		
5-1-0	0-0-0	1-0-0		AWAY		0-0-0		0-1-0		4-0-0		
0-0-0	0-0-0	0-0-0		NEUTRAL		0-0-0		0-0-0		0-0-0		
<hr/>												
3-2-0	0-0-0	0-0-0		NON-CONFERENCE		0-1-0		0-1-0		3-0-0		
2-1-0	0-0-0	0-0-0		HOME		0-1-0		0-0-0		2-0-0		
1-1-0	0-0-0	0-0-		AWAY		0-0-0		0-1-0		1-0-0		
0-0-0	0-0-0	0-0-0		NEUTRAL		0-0-0		0-0-0		0-0-0		
<hr/>												
8-1-0	0-0-0	1-0-0		CONFERENCE		0-0-0		1-1-0		6-0-0		
4-1-0	0-0-0	0-0-0		HOME		0-0-0		1-1-0		3-0-0		
4-0-0	0-0-0	1-0-0		AWAY		0-0-0		0-0-0		3-0-0		
0-0-0	0-0-0	0-0-0		NEUTRAL		0-0-0		0-0-0		0-0-0		
<hr/>												
RPI S	Opponent	Score	RPI S	Opponent	Score	RPI S	Opponent	Score	RPI S	Opponent	Score	
			43 A	Stephen F. Austin	2 1	93 H	Tulsa	0 2	104 H	Southeastern La.	0 1	
									117 A	Oklahoma	0 1	
									147 H	Nicholls St.	3 1	
									190 H	Northwestern St.	2 0	
									201 H	UMKC	3 2	
									206 A	Sam Houston St.	2 1	
									209 A	Lamar	3 0	
									211 H	Central Ark.	4 1	
									215 H	Arkansas St.	3 2	
									241 A	Missouri St.	2 1	
									252 A	Houston Baptist	3 0	
									306 H	A&M-Corpus Christi	2 1	
<hr/>												
LAST 10 GAMES												
			190 H	Northwestern St.	2 0	147 H	Nicholls St.	3 1				
			211 H	Central Ark.	4 1	306 H	A&M-Corpus Christi	2 1				
			206 A	Sam Houston St.	2 1	209 A	Lamar	3 0				
			252 A	Houston Baptist	3 0	43 A	Stephen F. Austin	2 1				
			104 H	Southeastern La.	0 1	215 H	Arkansas St.	3 2				
<hr/>												
Non-Div. I Games:	Southwestern Okla.	6 1	Abilene Christian	1 0	Rogers St.	8 0	Incarnate Word	0 1	Oral Roberts			

Average RPI Win: 141		WON-LOST	WINNING	LAST 10	STRENGTH OF		OPP. STRENGTH	TEAM	ADJ		CONF.	ADJ CONF.					
Average RPI Loss: 64		RECORD	PCT. RANK	GAMES	SCHEDULE		OF SCHEDULE	RPI	RPI		RPI	RPI					
DIV. I ONLY		11-7-0	.61111	91	5-5-0		79	70	67	.56546	64	7	7				
DIV. I NON-CONF.		7-2-0	.77778	43	1-0-0		101	82	43	.60089	41	7	7				
<hr/>																	
TOTALS		RPI 1-25		RPI 26-50		W-L RECORDS		RPI 51-100		RPI 101-150		RPI 150+					
11-7-0		0-2-0		1-2-0		OVERALL		4-1-0		2-1-0		4-1-0					
7-1-0		0-0-0		1-0-0		HOME		3-0-0		1-0-0		2-1-0					
4-6-0		0-2-0		0-2-0		AWAY		1-1-0		1-1-0		2-0-0					
0-0-0		0-0-0		0-0-0		NEUTRAL		0-0-0		0-0-0		0-0-0					
7-2-0		0-0-0		0-1-0		NON-CONFERENCE		4-0-0		1-0-0		2-1-0					
3-1-0		0-0-0		0-0-0		HOME		3-0-0		0-0-0		0-1-0					
4-1-0		0-0-0		0-0-		AWAY		1-0-0		1-0-0		2-0-0					
0-0-0		0-0-0		0-0-0		NEUTRAL		0-0-0		0-0-0		0-0-0					
4-5-0		0-2-0		1-1-0		CONFERENCE		0-1-0		1-1-0		2-0-0					
4-0-0		0-0-0		1-0-0		HOME		0-0-0		1-0-0		2-0-0					
0-5-0		0-2-0		0-1-0		AWAY		0-1-0		0-1-0		0-0-0					
0-0-0		0-0-0		0-0-0		NEUTRAL		0-0-0		0-0-0		0-0-0					
RPI	S	Opponent		Score		RPI	S	Opponent		Score		RPI	S	Opponent		Score	
11	A	UCF		1	4	30	A	Ole Miss		0	3	62	A	South Fla.		1	3
19	A	Louisville		2	3	35	A	Rutgers		2	3	69	A	FGCU		2	1
						47	H	Connecticut		5	1	80	H	Missouri		2	1
												87	H	Samford		2	0
												97	H	Alabama		6	0
										</							

Non-Div. I Games:

Memphis

Average RPI Win: 221		WON-LOST RECORD	WINNING PCT. RANK		LAST 10 GAMES	STRENGTH OF SCHEDULE	OPP. STRENGTH OF SCHEDULE	TEAM RPI	ADJ RPI	CONF. RPI	ADJ CONF. RPI				
Average RPI Loss: 100															
DIV. I ONLY		14-1-2	.88235	4	7-0-2	239	246	64	.56543	65	29	29			
DIV. I NON-CONF.		6-1-0	.85714	23	0-0-0	154	122	47	.59415	48	30	30			
<hr/>															
TOTALS		RPI 1-25		RPI 26-50		W-L RECORDS		RPI 51-100		RPI 101-150		RPI 150+			
14-1-2		0-0-0		0-0-0		OVERALL		0-1-0		3-0-0		11-0-2			
9-0-0		0-0-0		0-0-0		HOME		0-0-0		3-0-0		6-0-0			
5-1-2		0-0-0		0-0-0		AWAY		0-1-0		0-0-0		5-0-2			
0-0-0		0-0-0		0-0-0		NEUTRAL		0-0-0		0-0-0		0-0-0			
6-1-0		0-0-0		0-0-0		NON-CONFERENCE		0-1-0		2-0-0		4-0-0			
4-0-0		0-0-0		0-0-0		HOME		0-0-0		2-0-0		2-0-0			
2-1-0		0-0-0		0-0-		AWAY		0-1-0		0-0-0		2-0-0			
0-0-0		0-0-0		0-0-0		NEUTRAL		0-0-0		0-0-0		0-0-0			
8-0-2		0-0-0		0-0-0		CONFERENCE		0-0-0		1-0-0		7-0-2			
5-0-0		0-0-0		0-0-0		HOME		0-0-0		1-0-0		4-0-0			
3-0-2		0-0-0		0-0-0		AWAY		0-0-0		0-0-0		3-0-2			
0-0-0		0-0-0		0-0-0		NEUTRAL		0-0-0		0-0-0		0-0-0			
RPI	S	Opponent	Score	RPI	S	Opponent	Score	RPI	S	Opponent	Score				
								100	A	Hofstra	1	2			
										105	H	Delaware	1	0	
										122	H	Seton Hall	3	2	
										144	H	Fairfield	2	0	
										155	A	Columbia	2	0	
										156	H	Fairleigh Dickinson	1	0	
										221	A	Iona	1	1	
										227	A	Lehigh	1	0	
										234	A	Siena	2	0	
										235	H	Rider	3	0	
										237	H	Marist	1	0	
										248	A	Quinnipiac	0	0	
										265	H	NJIT	3	0	
										288	A	Niagara	1	0	
										301	H	Manhattan	6	0	
										309	H	Canisius	2	1	
										319	A	Saint Peter's	3	0	
<hr/>															
LAST 10 GAMES															
						144	H	Fairfield	2	0	234	A	Siena	2	0
						248	A	Quinnipiac	0	0	221	A	Iona	1	1
						319	A	Saint Peter's	3	0	301	H	Manhattan	6	0
						237	H	Marist	1	0	309	H	Canisius	2	1
						235	H	Rider	3	0	288	A	Niagara	1	0

Non-Div. I Games:

Monmouth

Average RPI Win:	242	WON-LOST	WINNING	LAST 10	STRENGTH OF	OPP. STRENGTH	TEAM	ADJ	CONF.	ADJ CONF.		
Average RPI Loss:	42	RECORD	PCT. RANK	GAMES	SCHEDULE	OF SCHEDULE	RPI	RPI	RPI	RPI		
DIV. I ONLY		13-2-2	.82353	18	10-0-0	206	194	65	.56325	66	30	30
DIV. I NON-CONF.		3-2-2	.57143	128	1-0-0	98	52	93	.54992	91	29	29
<hr/>												
TOTALS	RPI 1-25	RPI 26-50		W-L RECORDS		RPI 51-100		RPI 101-150		RPI 150+		
13-2-2	0-0-0	0-1-0		OVERALL		0-1-2		2-0-0		11-0-0		
7-1-0	0-0-0	0-1-0		HOME		0-0-0		2-0-0		5-0-0		
6-1-2	0-0-0	0-0-0		AWAY		0-1-2		0-0-0		6-0-0		
0-0-0	0-0-0	0-0-0		NEUTRAL		0-0-0		0-0-0		0-0-0		
<hr/>												
3-2-2	0-0-0	0-1-0		NON-CONFERENCE		0-1-2		2-0-0		1-0-0		
2-1-0	0-0-0	0-1-0		HOME		0-0-0		2-0-0		0-0-0		
1-1-2	0-0-0	0-0-		AWAY		0-1-2		0-0-0		1-0-0		
0-0-0	0-0-0	0-0-0		NEUTRAL		0-0-0		0-0-0		0-0-0		
<hr/>												
10-0-0	0-0-0	0-0-0		CONFERENCE		0-0-0		0-0-0		10-0-0		
5-0-0	0-0-0	0-0-0		HOME		0-0-0		0-0-0		5-0-0		
5-0-0	0-0-0	0-0-0		AWAY		0-0-0		0-0-0		5-0-0		
0-0-0	0-0-0	0-0-0		NEUTRAL		0-0-0		0-0-0		0-0-0		
<hr/>												
RPI S	Opponent	Score	RPI S	Opponent	Score	RPI S	Opponent	Score	RPI S	Opponent	Score	
			29 H	Washington St.	1 3	51 A	Butler	1 1	113 H	Boise St.	2 1	
						55 A	Washington	0 5	125 H	Cal Poly	4 0	
						91 A	Purdue	2 2	201 A	UMKC	3 0	
									201 H	UMKC	3 0	
									230 A	Utah Valley	2 0	
									230 H	Utah Valley	3 0	
									283 A	New Mexico St.	2 1	
									283 H	New Mexico St.	3 0	
									285 A	Bakersfield	2 0	
									285 H	Bakersfield	2 1	
									298 A	Eastern Wash.	2 0	
									304 A	Grand Canyon	5 0	
									304 H	Grand Canyon	3 1	
<hr/>												
			LAST 10 GAMES									
			201 A	UMKC	3 0	230 A	Utah Valley	2 0				
			283 A	New Mexico St.	2 1	285 A	Bakersfield	2 0				
			285 H	Bakersfield	2 1	283 H	New Mexico St.	3 0				
			230 H	Utah Valley	3 0	201 H	UMKC	3 0				
			304 A	Grand Canyon	5 0	125 H	Cal Poly	4 0				

Non-Div. I Games:

Seattle

V
C
U

 Tie, Loss, Non-Conf, S Site, H Home, A Away, N Neutral Page 67

Average RPI Win: 147		WON-LOST RECORD		WINNING PCT. RANK		LAST 10 GAMES		STRENGTH OF SCHEDULE		OPP. STRENGTH OF SCHEDULE		TEAM RPI		ADJ RPI		CONF. RPI		ADJ CONF. RPI	
DIV. I ONLY		9-7-2		.55556 126		3-7-0		52		59		68		.56081 68		2		2	
DIV. I NON-CONF.		6-0-2		.875 18		0-0-0		147		171		44		.59703 46		2		2	
TOTALS		RPI 1-25		RPI 26-50		W-L RECORDS		RPI 51-100		RPI 101-150		RPI 150+							
9-7-2		1-2-0		0-4-0		OVERALL		2-1-0		3-0-2		3-0-0							
5-3-2		1-1-0		0-2-0		HOME		1-0-0		1-0-2		2-0-0							
4-4-0		0-1-0		0-2-0		AWAY		1-1-0		2-0-0		1-0-0							
0-0-0		0-0-0		0-0-0		NEUTRAL		0-0-0		0-0-0		0-0-0							
6-0-2		0-0-0		0-0-0		NON-CONFERENCE		1-0-0		2-0-2		3-0-0							
3-0-2		0-0-0		0-0-0		HOME		0-0-0		1-0-2		2-0-0							
3-0-0		0-0-0		0-0-		AWAY		1-0-0		1-0-0		1-0-0							
0-0-0		0-0-0		0-0-0		NEUTRAL		0-0-0		0-0-0		0-0-0							
3-7-0		1-2-0		0-4-0		CONFERENCE		1-1-0		1-0-0		0-0-0							
2-3-0		1-1-0		0-2-0		HOME		1-0-0		0-0-0		0-0-0							
1-4-0		0-1-0		0-2-0		AWAY		0-1-0		1-0-0		0-0-0							
0-0-0		0-0-0		0-0-0		NEUTRAL		0-0-0		0-0-0		0-0-0							
RPI	S	Opponent		Score		RPI	S	Opponent		Score		RPI	S	Opponent		Score			
7	H	Michigan		1 2		32	H	Indiana		2 3		54	A	Illinois		0 2			
8	A	Nebraska		0 1		44	H	Wisconsin		0 2		88	A	Dayton		2 1			
22	H	Minnesota		3 0		46	A	Ohio St.		1 3		91	H	Purdue		4 0			
						49	A	Iowa		0 1									
		</																	

Non-Div. I Games:

Michigan St.

U
T
E
P

UTEP					Through Games Of Sunday, Oct. 27, 2013										
Average RPI Win:		199	WON-LOST	WINNING	LAST 10	STRENGTH OF		OPP. STRENGTH	TEAM	ADJ		CONF.	ADJ CONF.		
Average RPI Loss:		127	RECORD	PCT. RANK	GAMES	SCHEDULE		OF SCHEDULE	RPI	RPI		RPI	RPI		
DIV. I ONLY		12-4-2		.72222	41	6-2-2		126	168	69	.55948	70	12	12	
DIV. I NON-CONF.		7-2-0		.77778	43	1-0-0		162	228	73	.56258	76	12	12	
TOTALS		RPI 1-25		RPI 26-50		W-L RECORDS		RPI 51-100		RPI 101-150		RPI 150+			
12-4-2		1-0-0		0-1-0		OVERALL		1-0-0		1-1-2		9-2-0			
6-3-1		1-0-0		0-1-0		HOME		0-0-0		0-1-1		5-1-0			
6-1-1		0-0-0		0-0-0		AWAY		1-0-0		1-0-1		4-1-0			
0-0-0		0-0-0		0-0-0		NEUTRAL		0-0-0		0-0-0		0-0-0			
7-2-0		0-0-0		0-1-0		NON-CONFERENCE		0-0-0		1-1-0		6-0-0			
3-2-0		0-0-0		0-1-0		HOME		0-0-0		0-1-0		3-0-0			
4-0-0		0-0-0		0-0-		AWAY		0-0-0		1-0-0		3-0-0			
0-0-0		0-0-0		0-0-0		NEUTRAL		0-0-0		0-0-0		0-0-0			
5-2-2		1-0-0		0-0-0		CONFERENCE		1-0-0		0-0-2		3-2-0			
3-1-1		1-0-0		0-0-0		HOME		0-0-0		0-0-1		2-1-0			
2-1-1		0-0-0		0-0-0		AWAY		1-0-0		0-0-1		1-1-0			
0-0-0		0-0-0		0-0-0		NEUTRAL		0-0-0		0-0-0		0-0-0			
RPI S	Opponent	Score		RPI S	Opponent	Score		RPI S	Opponent	Score		RPI S	Opponent	Score	
24 H	Colorado Col.	2 1		43 H	Stephen F. Austin	1 2		93 A	Tulsa	1 0		112 H	Charlotte	2 2	
												114 A	UAB	1 1	
												119 H	Utah St.	0 1	
												145 A	Northern Ariz.	4 3	
												154 H	Rice	1 2	
												184 A	Texas St.	1 0	
												193 A	Louisiana Tech	0 3	
												194 H	UTSA	2 0	
												219 H	Southern Miss.	1 0	
												230 H	Utah Valley	3 2	
												238 A	Southern Utah	2 1	
												242 H	UC Riverside	2 0	
												252 A	Houston Baptist	1 0	
												278 A	Fla. Atlantic	2 1	
												284 H	Neb. Omaha	2 0	
				LAST 10 GAMES											
	24 H	Colorado Col.	2 1		278 A	Fla. Atlantic	2 1								
	194 H	UTSA	2 0		114 A	UAB	1 1								
	93 A	Tulsa	1 0		219 H	Southern Miss.	1 0								
	193 A	Louisiana Tech	0 3		154 H	Rice	1 2								
	112 H	Charlotte	2 2		238 A	Southern Utah	2 1								

Average RPI Win: 195		WON-LOST RECORD	WINNING PCT. RANK		LAST 10 GAMES	STRENGTH OF SCHEDULE	OPP. STRENGTH OF SCHEDULE	TEAM RPI	ADJ RPI		CONF. RPI	ADJ CONF. RPI	
Average RPI Loss: 61													
DIV. I ONLY		8-4-1	.65385	73	6-3-1	96	133	71	.5582	71	8	8	
DIV. I NON-CONF.		5-2-0	.71429	63	3-1-0	175	168	92	.5496	93	10	10	
TOTALS		RPI 1-25		RPI 26-50		W-L RECORDS		RPI 51-100		RPI 101-150		RPI 150+	
8-4-1	0-1-0	0-0-0		OVERALL		1-3-0		1-0-0		6-0-1			
5-1-0	0-0-0	0-0-0		HOME		1-1-0		1-0-0		3-0-0			
3-3-1	0-1-0	0-0-0		AWAY		0-2-0		0-0-0		3-0-1			
0-0-0	0-0-0	0-0-0		NEUTRAL		0-0-0		0-0-0		0-0-0			
5-2-0	0-1-0	0-0-0		NON-CONFERENCE		0-1-0		0-0-0		5-0-0			
3-1-0	0-0-0	0-0-0		HOME		0-1-0		0-0-0		3-0-0			
2-1-0	0-1-0	0-0-		AWAY		0-0-0		0-0-0		2-0-0			
0-0-0	0-0-0	0-0-0		NEUTRAL		0-0-0		0-0-0		0-0-0			
3-2-1	0-0-0	0-0-0		CONFERENCE		1-2-0		1-0-0		1-0-1			
2-0-0	0-0-0	0-0-0		HOME		1-0-0		1-0-0		0-0-0			
1-2-1	0-0-0	0-0-0		AWAY		0-2-0		0-0-0		1-0-1			
0-0-0	0-0-0	0-0-0		NEUTRAL		0-0-0		0-0-0		0-0-0			
RPI S	Opponent	Score		RPI S	Opponent	Score		RPI S	Opponent	Score			
11 A	UCF	0	2			57 H	St. John's (NY)	0	4	118 H	Princeton	2	0
						78 A	Harvard	1	3	155 A	Columbia	0	0
						96 A	Dartmouth	0	2	169 H	Northeastern	2	1
						96 H	Dartmouth	1	0	171 A	Cornell	3	2
										205 A	Massachusetts	2	1
										248 A	Quinnipiac	1	0
										275 H	Sacred Heart	2	0
										280 H	Bryant	1	0
LAST 10 GAMES													
171 A	Cornell	3	2	280 H	Bryant	1	0						
96 A	Dartmouth	0	2	96 H	Dartmouth	1	0						
78 A	Harvard	1	3	275 H	Sacred Heart	2	0						
118 H	Princeton	2	0	205 A	Massachusetts	2	1						
155 A	Columbia	0	0	11 A	UCF	0	2						

Non-Div. I Games:

Brown

Average RPI Win:	152	WON-LOST RECORD	WINNING PCT. RANK	LAST 10 GAMES	STRENGTH OF SCHEDULE	OPP. STRENGTH OF SCHEDULE	TEAM RPI	ADJ RPI	CONF. RPI	ADJ CONF. RPI				
DIV. I ONLY		8-8-1	.5	152	3-6-1	46	16	72	.55717	72	1	1		
DIV. I NON-CONF.		5-0-0	1	1	0-0-0	180	205	32	.61614	34	1	1		
<hr/>														
TOTALS	RPI 1-25	RPI 26-50		W-L RECORDS		RPI 51-100		RPI 101-150		RPI 150+				
8-8-1	1-5-0	0-2-1		OVERALL		0-1-0		4-0-0		3-0-0				
5-2-1	1-1-0	0-1-1		HOME		0-0-0		2-0-0		2-0-0				
3-6-0	0-4-0	0-1-0		AWAY		0-1-0		2-0-0		1-0-0				
0-0-0	0-0-0	0-0-0		NEUTRAL		0-0-0		0-0-0		0-0-0				
5-0-0	0-0-0	0-0-0		NON-CONFERENCE		0-0-0		3-0-0		2-0-0				
2-0-0	0-0-0	0-0-0		HOME		0-0-0		1-0-0		1-0-0				
3-0-0	0-0-0	0-0-		AWAY		0-0-0		2-0-0		1-0-0				
0-0-0	0-0-0	0-0-0		NEUTRAL		0-0-0		0-0-0		0-0-0				
3-8-1	1-5-0	0-2-1		CONFERENCE		0-1-0		1-0-0		1-0-0				
3-2-1	1-1-0	0-1-1		HOME		0-0-0		1-0-0		1-0-0				
0-6-0	0-4-0	0-1-0		AWAY		0-1-0		0-0-0		0-0-0				
0-0-0	0-0-0	0-0-0		NEUTRAL		0-0-0		0-0-0		0-0-0				
RPI	S	Opponent	Score		RPI	S	Opponent	Score		RPI	S	Opponent	Score	
1	A	Virginia	0	4	28	A	Duke	0	3	85	A	Syracuse	0	3
3	H	North Carolina	0	4	33	H	Boston College	3	3			Milwaukee	2	1
6	A	Florida St.	0	4	38	H	Maryland	0	1			North Carolina St.	2	1
10	A	Virginia Tech	0	1								Jacksonville	3	2
15	A	Wake Forest	0	4								Cincinnati	2	0
25	H	Notre Dame	2	0								Pittsburgh	1	0
												Cleveland St.	6	1
												Fla. Atlantic	2	1
<hr/>														
LAST 10 GAMES														
10	A	Virginia Tech	0	1	186	H	Pittsburgh	1	0					
1	A	Virginia	0	4	25	H	Notre Dame	2	0					
33	H	Boston College	3	3	6	A	Florida St.	0	4					
38	H	Maryland	0	1	3	H	North Carolina	0	4					
85	A	Syracuse	0	3	110	H	North Carolina St.	2	1					

Non-Div. I Games:

Miami (FL)

Average RPI Win:	223	WON-LOST	WINNING	LAST 10	STRENGTH OF	OPP. STRENGTH	TEAM	ADJ	CONF.	ADJ CONF.	
Average RPI Loss:	93	RECORD	PCT. RANK	GAMES	SCHEDULE	OF SCHEDULE	RPI	RPI	RPI	RPI	
DIV. I ONLY	12-2-1	.83333	11	9-1-0	243	185	73	.55689	73	21	22
DIV. I NON-CONF.	3-1-1	.7	64	0-0-0	311	128	180	.48457	179	26	27
<hr/>											
TOTALS	RPI 1-25	RPI 26-50		W-L RECORDS	RPI 51-100		RPI 101-150		RPI 150+		
12-2-1	0-0-0	0-1-0		OVERALL	0-0-1		3-1-0		9-0-0		
7-0-0	0-0-0	0-0-0		HOME	0-0-0		2-0-0		5-0-0		
5-2-1	0-0-0	0-1-0		AWAY	0-0-1		1-1-0		4-0-0		
0-0-0	0-0-0	0-0-0		NEUTRAL	0-0-0		0-0-0		0-0-0		
<hr/>											
3-1-1	0-0-0	0-1-0		NON-CONFERENCE	0-0-1		0-0-0		3-0-0		
2-0-0	0-0-0	0-0-0		HOME	0-0-0		0-0-0		2-0-0		
1-1-1	0-0-0	0-0-		AWAY	0-0-1		0-0-0		1-0-0		
0-0-0	0-0-0	0-0-0		NEUTRAL	0-0-0		0-0-0		0-0-0		
<hr/>											
9-1-0	0-0-0	0-0-0		CONFERENCE	0-0-0		3-1-0		6-0-0		
5-0-0	0-0-0	0-0-0		HOME	0-0-0		2-0-0		3-0-0		
4-1-0	0-0-0	0-0-0		AWAY	0-0-0		1-1-0		3-0-0		
0-0-0	0-0-0	0-0-0		NEUTRAL	0-0-0		0-0-0		0-0-0		
<hr/>											
RPI S	Opponent	Score	RPI S	Opponent	Score	RPI S	Opponent	Score	RPI S	Opponent	Score
			42 A	William & Mary	1 2	77 A	Villanova	1 1	106 H	Liberty	3 0
									133 A	High Point	2 1
									137 H	Winthrop	2 1
									143 A	Coastal Caro.	0 1
									164 A	Longwood	1 0
									204 H	Presbyterian	1 0
									218 H	Towson	2 1
									256 H	UNC Asheville	4 0
									272 A	Campbell	2 0
									274 A	Old Dominion	1 0
									281 A	Charleston So.	2 1
									308 H	Gardner-Webb	3 2
									325 H	Delaware St.	6 0
<hr/>											
LAST 10 GAMES											
			137 H	Winthrop	2 1	106 H	Liberty	3 0			
			143 A	Coastal Caro.	0 1	164 A	Longwood	1 0			
			133 A	High Point	2 1	272 A	Campbell	2 0			
			308 H	Gardner-Webb	3 2	281 A	Charleston So.	2 1			
			256 H	UNC Asheville	4 0	204 H	Presbyterian	1 0			

Non-Div. I Games: Southern Va. 6 0

Radford

Average RPI Win:	154	WON-LOST RECORD	WINNING PCT. RANK	LAST 10 GAMES	STRENGTH OF SCHEDULE	OPP. STRENGTH OF SCHEDULE	TEAM RPI	ADJ RPI	CONF. RPI	ADJ CONF. RPI	
Average RPI Loss:	65										
DIV. I ONLY	10-6-0	.625	86	7-3-0	108	71	77	.55635	74	11	11
DIV. I NON-CONF.	5-4-0	.55556	137	2-1-0	63	13	75	.56494	73	11	11
<hr/>											
TOTALS	RPI 1-25	RPI 26-50		W-L RECORDS	RPI 51-100		RPI 101-150		RPI 150+		
10-6-0	1-1-0	0-2-0		OVERALL	1-2-0		3-0-0		5-1-0		
3-4-0	0-1-0	0-2-0		HOME	0-1-0		0-0-0		3-0-0		
7-2-0	1-0-0	0-0-0		AWAY	1-1-0		3-0-0		2-1-0		
0-0-0	0-0-0	0-0-0		NEUTRAL	0-0-0		0-0-0		0-0-0		
<hr/>											
5-4-0	1-1-0	0-2-0		NON-CONFERENCE	1-1-0		1-0-0		2-0-0		
1-3-0	0-1-0	0-2-0		HOME	0-0-0		0-0-0		1-0-0		
4-1-0	1-0-0	0-0-		AWAY	1-1-0		1-0-0		1-0-0		
0-0-0	0-0-0	0-0-0		NEUTRAL	0-0-0		0-0-0		0-0-0		
<hr/>											
5-2-0	0-0-0	0-0-0		CONFERENCE	0-1-0		2-0-0		3-1-0		
2-1-0	0-0-0	0-0-0		HOME	0-1-0		0-0-0		2-0-0		
3-1-0	0-0-0	0-0-0		AWAY	0-0-0		2-0-0		1-1-0		
0-0-0	0-0-0	0-0-0		NEUTRAL	0-0-0		0-0-0		0-0-0		
<hr/>											
RPI S	Opponent	Score		RPI S	Opponent	Score		RPI S	Opponent	Score	
13 H	Denver	2	3	26 H	California	1	3	76 H	Long Beach St.	1	2
20 A	BYU	1	0	29 H	Washington St.	0	4	86 A	San Diego	0	1
								99 A	Oregon St.	2	0

Non-Div. I Games:

UC Irvine

Average RPI Win: 201		WON-LOST	WINNING	LAST 10	STRENGTH OF		OPP. STRENGTH	TEAM	ADJ		CONF.	ADJ CONF.
Average RPI Loss: 61		RECORD	PCT. RANK	GAMES	SCHEDULE		OF SCHEDULE	RPI	RPI		RPI	RPI
DIV. I ONLY		13-3-2	.77778	25	216		127	75	.55481		13	13
DIV. I NON-CONF.		6-2-1	.72222	57	274		121	129	.51909		14	14
TOTALS		RPI 1-25	RPI 26-50		W-L RECORDS		RPI 51-100		RPI 101-150		RPI 150+	
13-3-2		0-0-0	0-1-0		OVERALL		1-2-0		2-0-1		10-0-1	
7-0-0		0-0-0	0-0-0		HOME		1-0-0		0-0-0		6-0-0	
6-3-1		0-0-0	0-1-0		AWAY		0-2-0		2-0-1		4-0-0	
0-0-1		0-0-0	0-0-0		NEUTRAL		0-0-0		0-0-0		0-0-1	
6-2-1		0-0-0	0-1-0		NON-CONFERENCE		0-1-0		1-0-0		5-0-1	
3-0-0		0-0-0	0-0-0		HOME		0-0-0		0-0-0		3-0-0	
3-2-0		0-0-0	0-0-		AWAY		0-1-0		1-0-0		2-0-0	
0-0-1		0-0-0	0-0-0		NEUTRAL		0-0-0		0-0-0		0-0-1	
7-1-1		0-0-0	0-0-0		CONFERENCE		1-1-0		1-0-1		5-0-0	
4-0-0		0-0-0	0-0-0		HOME		1-0-0		0-0-0		3-0-0	
3-1-1		0-0-0	0-0-0		AWAY		0-1-0		1-0-1		2-0-0	
0-0-0		0-0-0	0-0-0		NEUTRAL		0-0-0		0-0-0		0-0-0	
RPI S	Opponent	Score	RPI S	Opponent	Score	RPI S	Opponent	Score	RPI S	Opponent	Score	
			39 A	Georgia	0 2	61 A	Clemson	0 1	101 A	UNC Greensboro	3 0	
						82 A	Elon	3 4	128 A	Jacksonville	2 1	
						87 H	Samford	2 1	134 A	Appalachian St.	0 0	
									159 A	Western Caro.	1 0	
									185 H	Davidson	3 1	
									202 A	North Florida	2 0	
									204 H	Presbyterian	2 1	
									213 H	Citadel	7 0	
									219 N	Southern Miss.	1 1	
									224 H	Ga. Southern	2 0	
									225 A	Mississippi St.	4 0	
									277 H	USC Upstate	2 0	
									293 A	Chattanooga	9 0	
									316 H	Francis Marion	3 1	
LAST 10 GAMES												
			185 H	Davidson	3 1	101 A	UNC Greensboro	3 0				
			224 H	Ga. Southern	2 0	87 H	Samford	2 1				
			134 A	Appalachian St.	0 0	293 A	Chattanooga	9 0				
			159 A	Western Caro.	1 0	316 H	Francis Marion	3 1				
			82 A	Elon	3 4	213 H	Citadel	7 0				

Non-Div. I Games:

Furman

Average RPI Win:	115		WON-LOST RECORD	WINNING PCT. RANK	LAST 10 GAMES		STRENGTH OF SCHEDULE	OPP. STRENGTH OF SCHEDULE	TEAM RPI	ADJ RPI	CONF. RPI	ADJ CONF. RPI
DIV. I ONLY			8-6-2	.5625 118	5-3-2		70	88	82	.55454	76	11 11
DIV. I NON-CONF.			6-4-0	.6 113	3-1-0		44	45	57	.58604	56	11 11
TOTALS	RPI 1-25			RPI 26-50		W-L RECORDS		RPI 51-100			RPI 101-150	RPI 150+
8-6-2	1-1-0			1-1-0		OVERALL		2-1-0			1-2-1	3-1-1
4-1-2	1-0-0			0-0-0		HOME		0-0-0			1-1-1	2-0-1
4-5-0	0-1-0			1-1-0		AWAY		2-1-0			0-1-0	1-1-0
0-0-0	0-0-0			0-0-0		NEUTRAL		0-0-0			0-0-0	0-0-0
6-4-0	1-1-0			1-1-0		NON-CONFERENCE		1-1-0			1-1-0	2-0-0
4-1-0	1-0-0			0-0-0		HOME		0-0-0			1-1-0	2-0-0
2-3-0	0-1-0			1-0-		AWAY		1-1-0			0-0-0	0-0-0
0-0-0	0-0-0			0-0-0		NEUTRAL		0-0-0			0-0-0	0-0-0
2-2-2	0-0-0			0-0-0		CONFERENCE		1-0-0			0-1-1	1-1-1
0-0-2	0-0-0			0-0-0		HOME		0-0-0			0-0-1	0-0-1
2-2-0	0-0-0			0-0-0		AWAY		1-0-0			0-1-0	1-1-0
0-0-0	0-0-0			0-0-0		NEUTRAL		0-0-0			0-0-0	0-0-0
RPI S Opponent Score			RPI S Opponent Score			RPI S Opponent Score			RPI S Opponent Score			
14 A Santa Clara 0 4			34 A Texas Tech 3 2			74 A UC Irvine 2 1			125 A Cal Poly 0 2			
20 H BYU 1 0			39 A Georgia 0 1			86 A San Diego 0 1			129 H Cincinnati 4 1			
						89 A Auburn 2 1			140 H Hawaii 0 0			
									145 H Northern Ariz. 0 1			
									160 A UC Santa Barbara 2 1			
									163 H San Francisco 1 0			
									189 H UC Davis 1 1			
									195 A Cal St. Northridge 0 1			
									250 H Loyola Marymount 1 0			
				LAST 10 GAMES								
				195 A Cal St. Northridge 0 1			125 A Cal Poly 0 2					
				140 H Hawaii 0 0			86 A San Diego 0 1					
				74 A UC Irvine 2 1			163 H San Francisco 1 0					
				189 H UC Davis 1 1			20 H BYU 1 0					
				160 A UC Santa Barbara 2 1			89 A Auburn 2 1					

Non-Div. I Games:

Long Beach St.

Average RPI Win:	143	WON-LOST RECORD	WINNING PCT. RANK	LAST 10 GAMES	STRENGTH OF SCHEDULE	OPP. STRENGTH OF SCHEDULE	TEAM RPI	ADJ RPI	CONF. RPI	ADJ CONF. RPI	
DIV. I ONLY		6-8-3	.44118 196	4-5-1	18	61	76	.55423 77	4	4	
DIV. I NON-CONF.		3-4-2	.44444 191	1-1-0	51	83	111	.53407 111	5	5	
<hr/>											
TOTALS	RPI 1-25	RPI 26-50		W-L RECORDS	RPI 51-100		RPI 101-150		RPI 150+		
6-8-3	0-2-0	0-4-0		OVERALL	1-1-2		2-1-1		3-0-0		
5-3-1	0-2-0	0-0-0		HOME	1-1-1		1-0-0		3-0-0		
1-5-2	0-0-0	0-4-0		AWAY	0-0-1		1-1-1		0-0-0		
0-0-0	0-0-0	0-0-0		NEUTRAL	0-0-0		0-0-0		0-0-0		
<hr/>											
3-4-2	0-0-0	0-3-0		NON-CONFERENCE	0-1-1		0-0-1		3-0-0		
3-1-1	0-0-0	0-0-0		HOME	0-1-1		0-0-0		3-0-0		
0-3-1	0-0-0	0-0-		AWAY	0-0-0		0-0-1		0-0-0		
0-0-0	0-0-0	0-0-0		NEUTRAL	0-0-0		0-0-0		0-0-0		
<hr/>											
3-4-1	0-2-0	0-1-0		CONFERENCE	1-0-1		2-1-0		0-0-0		
2-2-0	0-2-0	0-0-0		HOME	1-0-0		1-0-0		0-0-0		
1-2-1	0-0-0	0-1-0		AWAY	0-0-1		1-1-0		0-0-0		
0-0-0	0-0-0	0-0-0		NEUTRAL	0-0-0		0-0-0		0-0-0		
<hr/>											
RPI S	Opponent	Score	RPI S	Opponent	Score	RPI S	Opponent	Score	RPI S	Opponent	Score
4	H Marquette	0 1	35	A Rutgers	1 2	51	H Butler	2 0	120	H Creighton	2 0
5	H Georgetown	1 3	38	A Maryland	2 4	57	A St. John's (NY)	1 1	122	A Seton Hall	0 5
			41	A James Madison	2 3	73	H Radford	1 1	127	A Xavier	2 1
			45	A DePaul	0 2	83	H La Salle	0 1	138	A Drexel	1 1
									153	H Saint Francis (PA)	2 1
									180	H Richmond	3 0
									227	H Lehigh	2 0
<hr/>											
			LAST 10 GAMES								
			5 H Georgetown 1 3			127 A Xavier 2 1					
			122 A Seton Hall 0 5			4 H Marquette 0 1					
			120 H Creighton 2 0			51 H Butler 2 0					
			57 A St. John's (NY) 1 1			35 A Rutgers 1 2					
			45 A DePaul 0 2			153 H Saint Francis (PA) 2 1					

Non-Div. I Games:

Villanova

Average RPI Win:	179	WON-LOST RECORD	WINNING PCT. RANK	LAST 10 GAMES	STRENGTH OF SCHEDULE	OPP. STRENGTH OF SCHEDULE	TEAM RPI	ADJ RPI	CONF. RPI	ADJ CONF. RPI		
DIV. I ONLY		9-3-2	.71429	47	9-0-1	151	130	74	.55384	78	8	8
DIV. I NON-CONF.		4-3-2	.55556	137	4-0-1	284	181	207	.46642	209	10	10
<hr/>												
TOTALS	RPI 1-25	RPI 26-50		W-L RECORDS		RPI 51-100		RPI 101-150		RPI 150+		
9-3-2	0-0-0	0-1-1		OVERALL		3-0-0		1-0-1		5-2-0		
5-1-1	0-0-0	0-0-0		HOME		2-0-0		1-0-1		2-1-0		
4-1-1	0-0-0	0-0-1		AWAY		1-0-0		0-0-0		3-1-0		
0-1-0	0-0-0	0-1-0		NEUTRAL		0-0-0		0-0-0		0-0-0		
<hr/>												
4-3-2	0-0-0	0-1-1		NON-CONFERENCE		0-0-0		0-0-1		4-2-0		
2-1-1	0-0-0	0-0-0		HOME		0-0-0		0-0-1		2-1-0		
2-1-1	0-0-0	0-1-		AWAY		0-0-0		0-0-0		2-1-0		
0-1-0	0-0-0	0-1-0		NEUTRAL		0-0-0		0-0-0		0-0-0		
<hr/>												
5-0-0	0-0-0	0-0-0		CONFERENCE		3-0-0		1-0-0		1-0-0		
3-0-0	0-0-0	0-0-0		HOME		2-0-0		1-0-0		0-0-0		
2-0-0	0-0-0	0-0-0		AWAY		1-0-0		0-0-0		1-0-0		
0-0-0	0-0-0	0-0-0		NEUTRAL		0-0-0		0-0-0		0-0-0		
<hr/>												
RPI S	Opponent	Score	RPI S	Opponent	Score	RPI S	Opponent	Score	RPI S	Opponent	Score	
			26 N	California	1 2	51 H	Penn	2 1	118 H	Princeton	4 0	
			50 A	Boston U.	1 1	71 H	Brown	3 1	141 H	Providence	1 1	
						84 A	Yale	3 1	163 A	San Francisco	0 1	
									171 A	Cornell	7 2	
									240 A	Central Conn. St.	2 0	
									261 H	New Hampshire	1 2	
									263 H	LIU Brooklyn	1 0	
									297 H	Rhode Island	2 0	
									314 A	UMass Lowell	5 0	
			LAST 10 GAMES									
			118 H	Princeton	4 0	240 A	Central Conn. St.	2 0				
			71 H	Brown	3 1	51 H	Penn	2 1				
			171 A	Cornell	7 2	314 A	UMass Lowell	5 0				
			50 A	Boston U.	1 1	297 H	Rhode Island	2 0				
			84 A	Yale	3 1	263 H	LIU Brooklyn	1 0				

Non-Div. I Games:

Harvard

LSU

LSU

Average RPI Win:	153	WON-LOST RECORD		WINNING PCT. RANK		LAST 10 GAMES		STRENGTH OF SCHEDULE		OPP. STRENGTH OF SCHEDULE		TEAM RPI		ADJ RPI		CONF. RPI		ADJ CONF. RPI					
DIV. I ONLY		8-7-3		.52778	142	4-3-3		51		72		80		.55204	80	5		5					
DIV. I NON-CONF.		4-4-0		.5	148	0-0-0		90		174		124		.52366	124	4		4					
<hr/>																							
TOTALS		RPI 1-25		RPI 26-50		W-L RECORDS		RPI 51-100		RPI 101-150		RPI 150+											
8-7-3		2-1-0		1-2-1		OVERALL		0-4-1		0-0-0		5-0-1											
5-2-2		2-0-0		0-2-1		HOME		0-0-1		0-0-0		3-0-0											
3-3-1		0-1-0		1-0-0		AWAY		0-2-0		0-0-0		2-0-1											
0-2-0		0-0-0		0-0-0		NEUTRAL		0-2-0		0-0-0		0-0-0											
4-4-0		0-1-0		0-0-0		NON-CONFERENCE		0-3-0		0-0-0		4-0-0											
3-0-0		0-0-0		0-0-0		HOME		0-0-0		0-0-0		3-0-0											
1-2-0		0-1-0		0-0-		AWAY		0-1-0		0-0-0		1-0-0											
0-2-0		0-0-0		0-0-0		NEUTRAL		0-2-0		0-0-0		0-0-0											
4-3-3		2-0-0		1-2-1		CONFERENCE		0-1-1		0-0-0		1-0-1											
2-2-2		2-0-0		0-2-1		HOME		0-0-1		0-0-0		0-0-0											
2-1-1		0-0-0		1-0-0		AWAY		0-1-0		0-0-0		1-0-1											
0-0-0		0-0-0		0-0-0		NEUTRAL		0-0-0		0-0-0		0-0-0											
RPI	S	Opponent		Score		RPI	S	Opponent		Score		RPI	S	Opponent		Score							
12	H	Florida		1	0	27	A	Kentucky		2	1	56	N	Baylor		1	2	162	A	Vanderbilt	1	1	
17	H	South Carolina		2	1	31	H	Texas A&M		1	2	64	A	Memphis		1	2	174	H	Southeast Mo. St.	4	0	
18	A	Portland		2	3	39	H	Georgia		0	1	79	A	LSU		0	1	201	A	UMKC	3	0	
						48	H	Tennessee		1	1	86	N	San Diego		1	2	225	A	Mississippi St.	3	1	
												89	H	Auburn		1	1	273	H	Pacific	5	1	
																		294	H	Eastern Ill.	3	0	
<hr/>																							
LAST 10 GAMES																							
48 H Tennessee						1	1	31 H Texas A&M						1	2								
27 A Kentucky						2	1	162 A Vanderbilt						1	1								
89 H Auburn						1	1	12 H Florida						1	0								
17 H South Carolina						2	1	39 H Georgia						0	1								
79 A LSU						0	1	225 A Mississippi St.						3	1								

Non-Div. I Games:

Missouri

Average RPI Win:		185	WON-LOST		WINNING		LAST 10		STRENGTH OF		OPP. STRENGTH		TEAM		ADJ		CONF.		ADJ CONF.	
Average RPI Loss:		66	RECORD		PCT. RANK		GAMES		SCHEDULE		OF SCHEDULE		RPI		RPI		RPI		RPI	
DIV. I ONLY			11-6-0		.64706		74		8-2-0		129		96		83		.55171		26	
DIV. I NON-CONF.			6-6-0		.5		148		3-2-0		84		17		103		.5419		23	
TOTALS		RPI 1-25		RPI 26-50		W-L RECORDS		RPI 51-100		RPI 101-150		RPI 150+								
11-6-0		1-1-0		0-2-0		OVERALL		0-1-0		2-2-0		8-0-0								
8-2-0		1-0-0		0-1-0		HOME		0-0-0		1-1-0		6-0-0								
3-4-0		0-1-0		0-1-0		AWAY		0-1-0		1-1-0		2-0-0								
0-0-0		0-0-0		0-0-0		NEUTRAL		0-0-0		0-0-0		0-0-0								
6-6-0		1-1-0		0-2-0		NON-CONFERENCE		0-1-0		2-2-0		3-0-0								
5-2-0		1-0-0		0-1-0		HOME		0-0-0		1-1-0		3-0-0								
1-4-0		0-1-0		0-0-		AWAY		0-1-0		1-1-0		0-0-0								
0-0-0		0-0-0		0-0-0		NEUTRAL		0-0-0		0-0-0		0-0-0								
5-0-0		0-0-0		0-0-0		CONFERENCE		0-0-0		0-0-0		5-0-0								
3-0-0		0-0-0		0-0-0		HOME		0-0-0		0-0-0		3-0-0								
2-0-0		0-0-0		0-0-0		AWAY		0-0-0		0-0-0		2-0-0								
0-0-0		0-0-0		0-0-0		NEUTRAL		0-0-0		0-0-0		0-0-0								
RPI	S	Opponent		Score		RPI	S	Opponent		Score		RPI	S	Opponent		Score				
4	H	Marquette		3	2	40	A	Texas		1	2	54	A	Illinois		1	5			
22	A	Minnesota		0	4	44	H	Wisconsin		1	4			107 H Milwaukee		1	2			
														124 A TCU		2	1			
														126 A Kansas		0	2			
														139 H Miami (OH)		3	2			
														174 H Southeast Mo. St.		4	0			
														176 H Saint Louis		4	1			
														188 A Indiana St.		2	1			
														203 H Evansville		4	0			
														212 H IPFW		4	0			
														222 H Loyola Chicago		1	0			
														279 H Drake		3	0			
														317 A UNI		5	0			
LAST 10 GAMES																				
						279	H	Drake		3	0	212	H	IPFW		4	0			
						203	H	Evansville		4	0	126	A	Kansas		0	2			
						317	A	UNI		5	0	107	H	Milwaukee		1	2			
						222	H	Loyola Chicago		1	0	176	H	Saint Louis		4	1			
						188	A	Indiana St.		2	1	4	H	Marquette		3	2			

Non-Div. I Games:

Illinois St.

Average RPI Win:	194	WON-LOST RECORD	WINNING PCT. RANK	LAST 10 GAMES	STRENGTH OF SCHEDULE	OPP. STRENGTH OF SCHEDULE	TEAM RPI	ADJ RPI	CONF. RPI	ADJ CONF. RPI				
Average RPI Loss:	189													
DIV. I ONLY	10-2-5	.73529	36	6-1-3	181	145	81	.55165	82	13	13			
DIV. I NON-CONF.	5-1-2	.75	50	1-0-0	238	141	106	.53905	106	14	14			
<hr/>														
TOTALS	RPI 1-25	RPI 26-50		W-L RECORDS	RPI 51-100		RPI 101-150		RPI 150+					
10-2-5	0-0-0	0-0-0		OVERALL	1-0-2		3-0-2		6-2-1					
5-0-3	0-0-0	0-0-0		HOME	1-0-1		2-0-1		2-0-1					
4-1-2	0-0-0	0-0-0		AWAY	0-0-1		1-0-1		3-1-0					
1-1-0	0-0-0	0-0-0		NEUTRAL	0-0-0		0-0-0		1-1-0					
<hr/>														
5-1-2	0-0-0	0-0-0		NON-CONFERENCE	0-0-1		3-0-0		2-1-1					
2-0-1	0-0-0	0-0-0		HOME	0-0-0		2-0-0		0-0-1					
2-0-1	0-0-0	0-0-		AWAY	0-0-1		1-0-0		1-0-0					
1-1-0	0-0-0	0-0-0		NEUTRAL	0-0-0		0-0-0		1-1-0					
<hr/>														
5-1-3	0-0-0	0-0-0		CONFERENCE	1-0-1		0-0-2		4-1-0					
3-0-2	0-0-0	0-0-0		HOME	1-0-1		0-0-1		2-0-0					
2-1-1	0-0-0	0-0-0		AWAY	0-0-0		0-0-1		2-1-0					
0-0-0	0-0-0	0-0-0		NEUTRAL	0-0-0		0-0-0		0-0-0					
<hr/>														
RPI S	Opponent	Score	RPI S	Opponent	Score	RPI S	Opponent	Score	RPI S	Opponent	Score			
						67 A	VCU	1 1	106 H	Liberty	2 0			
						75 H	Furman	4 3	133 H	High Point	5 0			
						87 H	Samford	1 1	134 A	Appalachian St.	3 3			
									142 H	Wofford	1 1			
									143 A	Coastal Caro.	2 0			
									159 H	Western Caro.	3 1			
									164 N	Longwood	3 4			
									178 H	East Carolina	1 1			
									185 A	Davidson	4 2			
									213 A	Citadel	1 2			
									224 A	Ga. Southern	3 2			
									293 H	Chattanooga	3 0			
						306 N	A&M-Corpus Christi	3 0						
						316 A	Francis Marion	6 1						
						LAST 10 GAMES								
						87 H	Samford	1 1				142 H	Wofford	1 1
						293 H	Chattanooga	3 0				316 A	Francis Marion	6 1
						185 A	Davidson	4 2				213 A	Citadel	1 2
						224 A	Ga. Southern	3 2				134 A	Appalachian St.	3 3
						75 H	Furman	4 3				159 H	Western Caro.	3 1

Non-Div. I Games: Greensboro 3 0

Elon

Average RPI Win:	181	WON-LOST RECORD	WINNING PCT. RANK	LAST 10 GAMES	STRENGTH OF SCHEDULE	OPP. STRENGTH OF SCHEDULE	TEAM RPI	ADJ RPI	CONF. RPI	ADJ CONF. RPI	
Average RPI Loss:	113										
DIV. I ONLY	11-4-2	.70588	48	5-3-2	207	78	87	.5509	83	14	14
DIV. I NON-CONF.	8-2-1	.77273	49	2-1-1	195	22	70	.57121	66	13	13
<hr/>											
TOTALS	RPI 1-25	RPI 26-50		W-L RECORDS		RPI 51-100		RPI 101-150		RPI 150+	
11-4-2	0-1-0	1-1-0		OVERALL		1-0-1		2-0-1		7-2-0	
5-0-0	0-0-0	0-0-0		HOME		0-0-0		1-0-0		4-0-0	
5-4-2	0-1-0	1-1-0		AWAY		1-0-1		1-0-1		2-2-0	
1-0-0	0-0-0	0-0-0		NEUTRAL		0-0-0		0-0-0		1-0-0	
<hr/>											
8-2-1	0-1-0	1-1-0		NON-CONFERENCE		1-0-0		2-0-1		4-0-0	
3-0-0	0-0-0	0-0-0		HOME		0-0-0		1-0-0		2-0-0	
4-2-1	0-1-0	1-0-		AWAY		1-0-0		1-0-1		1-0-0	
1-0-0	0-0-0	0-0-0		NEUTRAL		0-0-0		0-0-0		1-0-0	
<hr/>											
3-2-1	0-0-0	0-0-0		CONFERENCE		0-0-1		0-0-0		3-2-0	
2-0-0	0-0-0	0-0-0		HOME		0-0-0		0-0-0		2-0-0	
1-2-1	0-0-0	0-0-0		AWAY		0-0-1		0-0-0		1-2-0	
0-0-0	0-0-0	0-0-0		NEUTRAL		0-0-0		0-0-0		0-0-0	
<hr/>											
RPI S	Opponent	Score		RPI S	Opponent	Score		RPI S	Opponent	Score	
9 A	Penn St.	1	5	41 A	James Madison	2	1	67 A	VCU	2	2
				47 A	Connecticut	0	1	77 A	Villanova	1	0
											</

Non-Div. I Games:

La Salle

Average RPI Win: 187		WON-LOST RECORD	WINNING PCT. RANK	LAST 10 GAMES	STRENGTH OF SCHEDULE	OPP. STRENGTH OF SCHEDULE	TEAM RPI	ADJ RPI		CONF. RPI	ADJ CONF. RPI						
Average RPI Loss: 120																	
DIV. I ONLY		7-5-1	.57692	114	5-4-1	53	164	79	.55055	84	8	8					
DIV. I NON-CONF.		5-3-0	.625	96	3-2-0	111	219	100	.53981	104	10	10					
<hr/>																	
TOTALS		RPI 1-25		RPI 26-50		W-L RECORDS		RPI 51-100		RPI 101-150		RPI 150+					
7-5-1		0-1-0		0-0-0		OVERALL		1-2-1		1-1-0		5-1-0					
3-3-0		0-0-0		0-0-0		HOME		1-2-0		0-0-0		2-1-0					
4-2-1		0-1-0		0-0-0		AWAY		0-0-1		1-1-0		3-0-0					
0-0-0		0-0-0		0-0-0		NEUTRAL		0-0-0		0-0-0		0-0-0					
<hr/>																	
5-3-0		0-1-0		0-0-0		NON-CONFERENCE		1-0-0		0-1-0		4-1-0					
2-1-0		0-0-0		0-0-0		HOME		1-0-0		0-0-0		1-1-0					
3-2-0		0-1-0		0-0-		AWAY		0-0-0		0-1-0		3-0-0					
0-0-0		0-0-0		0-0-0		NEUTRAL		0-0-0		0-0-0		0-0-0					
<hr/>																	
2-2-1		0-0-0		0-0-0		CONFERENCE		0-2-1		1-0-0		1-0-0					
1-2-0		0-0-0		0-0-0		HOME		0-2-0		0-0-0		1-0-0					
1-0-1		0-0-0		0-0-0		AWAY		0-0-1		1-0-0		0-0-0					
0-0-0		0-0-0		0-0-0		NEUTRAL		0-0-0		0-0-0		0-0-0					
<hr/>																	
RPI	S	Opponent		Score		RPI	S	Opponent		Score		RPI	S	Opponent		Score	
5	A	Georgetown		0 8								51	A	Penn		1 1	
												78	H	Harvard		1 3	
												90	H	Stony Brook		1 0	
												96	H	Dartmouth		0 1	
												118	A	Princeton		3 2	
												144	A	Fairfield		0 1	
												161	H	Hartford		2 0	
												171	H	Cornell		1 0	
												218	A	Towson		4 3	
												237	A	Marist		4 0	
												275	H	Sacred Heart		1 2	
												314	A	UMass Lowell		3 1	
														</			

Non-Div. I Games:

Yale

Average RPI Win: 147		WON-LOST	WINNING	LAST 10	STRENGTH OF		OPP. STRENGTH	TEAM	ADJ		CONF.	ADJ CONF.
Average RPI Loss: 23		RECORD	PCT. RANK	GAMES	SCHEDULE		OF SCHEDULE	RPI	RPI		RPI	RPI
DIV. I ONLY		7-10-1	.41667	207	24		13	84	.54947		85	1
DIV. I NON-CONF.		4-2-0	.66667	81	62		99	58	.58085		59	1
TOTALS		RPI 1-25	RPI 26-50		W-L RECORDS		RPI 51-100		RPI 101-150		RPI 150+	
7-10-1		0-7-0	0-2-1		OVERALL		3-1-0		1-0-0		3-0-0	
4-4-1		0-2-0	0-1-1		HOME		2-1-0		0-0-0		2-0-0	
2-5-0		0-4-0	0-1-0		AWAY		0-0-0		1-0-0		1-0-0	
1-1-0		0-1-0	0-0-0		NEUTRAL		1-0-0		0-0-0		0-0-0	
4-2-0		0-1-0	0-1-0		NON-CONFERENCE		2-0-0		0-0-0		2-0-0	
3-0-0		0-0-0	0-0-0		HOME		1-0-0		0-0-0		2-0-0	
0-1-0		0-0-0	0-0-		AWAY		0-0-0		0-0-0		0-0-0	
1-1-0		0-1-0	0-0-0		NEUTRAL		1-0-0		0-0-0		0-0-0	
3-8-1		0-6-0	0-1-1		CONFERENCE		1-1-0		1-0-0		1-0-0	
1-4-1		0-2-0	0-1-1		HOME		1-1-0		0-0-0		0-0-0	
2-4-0		0-4-0	0-0-0		AWAY		0-0-0		1-0-0		1-0-0	
0-0-0		0-0-0	0-0-0		NEUTRAL		0-0-0		0-0-0		0-0-0	
RPI S	Opponent	Score	RPI S	Opponent	Score	RPI S	Opponent	Score	RPI S	Opponent	Score	
1 A	Virginia	0 3	28 H	Duke	2 2	61 H	Clemson	0 1	110 A	North Carolina St.	2 1	
3 A	North Carolina	0 1	38 H	Maryland	1 3	72 H	Miami (FL)	3 0	156 H	Fairleigh Dickinson	2 1	
6 H	Florida St.	0 1	47 A	Connecticut	0 1	98 H	Colgate	1 0	186 A	Pittsburgh	4 0	
10 A	Virginia Tech	0 3				100 N	Hofstra	3 2	307 H	Albany (NY)	4 0	
15 H	Wake Forest	0 1										
21 N	West Virginia	1 2										
25 A	Notre Dame	0 1										
LAST 10 GAMES												
	38 H	Maryland	1 3		186 A	Pittsburgh	4 0					
	110 A	North Carolina St.	2 1		15 H	Wake Forest	0 1					
	3 A	North Carolina	0 1		61 H	Clemson	0 1					
	72 H	Miami (FL)	3 0		28 H	Duke	2 2					
	6 H	Florida St.	0 1		25 A	Notre Dame	0 1					

Non-Div. I Games:

Syracuse

Average RPI Win:	169	WON-LOST RECORD	WINNING PCT. RANK	LAST 10 GAMES	STRENGTH OF SCHEDULE	OPP. STRENGTH OF SCHEDULE	TEAM RPI	ADJ RPI	CONF. RPI	ADJ CONF. RPI	
Average RPI Loss:	47										
DIV. I ONLY	10-7-0	.58824	100	5-5-0	106	68	90	.54896	86	9	9
DIV. I NON-CONF.	7-4-0	.63636	95	2-2-0	119	43	82	.55883	79	8	8
<hr/>											
TOTALS	RPI 1-25	RPI 26-50		W-L RECORDS	RPI 51-100		RPI 101-150		RPI 150+		
10-7-0	0-3-0	0-2-0		OVERALL	3-0-0		1-2-0		6-0-0		
5-2-0	0-0-0	0-1-0		HOME	2-0-0		0-1-0		3-0-0		
4-4-0	0-2-0	0-1-0		AWAY	0-0-0		1-1-0		3-0-0		
1-1-0	0-1-0	0-0-0		NEUTRAL	1-0-0		0-0-0		0-0-0		
<hr/>											
7-4-0	0-1-0	0-1-0		NON-CONFERENCE	3-0-0		1-2-0		3-0-0		
4-1-0	0-0-0	0-0-0		HOME	2-0-0		0-1-0		2-0-0		
2-2-0	0-0-0	0-0-		AWAY	0-0-0		1-1-0		1-0-0		
1-1-0	0-1-0	0-0-0		NEUTRAL	1-0-0		0-0-0		0-0-0		
<hr/>											
3-3-0	0-2-0	0-1-0		CONFERENCE	0-0-0		0-0-0		3-0-0		
1-1-0	0-0-0	0-1-0		HOME	0-0-0		0-0-0		1-0-0		
2-2-0	0-2-0	0-0-0		AWAY	0-0-0		0-0-0		2-0-0		
0-0-0	0-0-0	0-0-0		NEUTRAL	0-0-0		0-0-0		0-0-0		
<hr/>											
RPI S	Opponent	Score	RPI S	Opponent	Score	RPI S	Opponent	Score	RPI S	Opponent	Score
8 N	Nebraska	1 2	31 A	Texas A&M	1 6	74 H	UC Irvine	1 0	103 A	San Diego St.	0 3
14 A	Santa Clara	0 1	36 H	Pepperdine	1 2	76 H	Long Beach St.	1 0	116 H	Southern California	2 4
18 A	Portland	0 2				80 N	Missouri	2 1	126 A	Kansas	2 0
									163 A	San Francisco	1 0
									195 A	Cal St. Northridge	2 0
									195 H	Cal St. Northridge	3 1
									228 A	Gonzaga	3 1
									250 H	Loyola Marymount	2 1
									300 H	San Jose St.	5 1
<hr/>											
LAST 10 GAMES											
228 A	Gonzaga	3 1	14 A	Santa Clara	0 1						
18 A	Portland	0 2	76 H	Long Beach St.	1 0						
36 H	Pepperdine	1 2	195 A	Cal St. Northridge	2 0						
250 H	Loyola Marymount	2 1	103 A	San Diego St.	0 3						
163 A	San Francisco	1 0	8 N	Nebraska	1 2						

Average RPI Win:	165	WON-LOST RECORD	WINNING PCT. RANK	LAST 10 GAMES	STRENGTH OF SCHEDULE	OPP. STRENGTH OF SCHEDULE	TEAM RPI	ADJ RPI	CONF. RPI	ADJ CONF. RPI		
DIV. I ONLY		11-5-2	.66667	65	5-3-2	149	113	86	.54826	87	13	13
DIV. I NON-CONF.		7-2-0	.77778	43	1-0-0	241	44	90	.55255	86	14	14
<hr/>												
TOTALS	RPI 1-25	RPI 26-50		W-L RECORDS		RPI 51-100		RPI 101-150		RPI 150+		
11-5-2	0-0-0	1-1-0		OVERALL		1-2-1		2-1-0		7-1-1		
7-1-1	0-0-0	1-0-0		HOME		1-0-0		1-0-0		4-1-1		
4-4-1	0-0-0	0-1-0		AWAY		0-2-1		1-1-0		3-0-0		
0-0-0	0-0-0	0-0-0		NEUTRAL		0-0-0		0-0-0		0-0-0		
7-2-0	0-0-0	1-1-0		NON-CONFERENCE		1-1-0		0-0-0		5-0-0		
5-0-0	0-0-0	1-0-0		HOME		1-0-0		0-0-0		3-0-0		
2-2-0	0-0-0	0-0-		AWAY		0-1-0		0-0-0		2-0-0		
0-0-0	0-0-0	0-0-0		NEUTRAL		0-0-0		0-0-0		0-0-0		
4-3-2	0-0-0	0-0-0		CONFERENCE		0-1-1		2-1-0		2-1-1		
2-1-1	0-0-0	0-0-0		HOME		0-0-0		1-0-0		1-1-1		
2-2-1	0-0-0	0-0-0		AWAY		0-1-1		1-1-0		1-0-0		
0-0-0	0-0-0	0-0-0		NEUTRAL		0-0-0		0-0-0		0-0-0		
RPI S	Opponent	Score	RPI S	Opponent	Score	RPI S	Opponent	Score	RPI S	Opponent	Score	
			40 A	Texas	0 2	64 A	Memphis	0 2	101 A	UNC Greensboro	0 3	
			48 H	Tennessee	1 0	75 A	Furman	1 2	134 A	Appalachian St.	2 1	
						82 A	Elon	1 1	142 H	Wofford	2 1	
						89 H	Auburn	1 0	157 A	Kennesaw St.	3 0	
									159 A	Western Caro.	2 1	
									162 H	Vanderbilt	3 2	
									185 H	Davidson	3 0	
									194 A	UTSA	2 0	
									213 H	Citadel	2 3	
									224 H	Ga. Southern	0 0	
									232 H	Georgia St.	4 2	
									316 H	Francis Marion	2 1	
<hr/>												
LAST 10 GAMES												
			82 A	Elon	1 1	159 A	Western Caro.	2 1				
			101 A	UNC Greensboro	0 3	75 A	Furman	1 2				
			316 H	Francis Marion	2 1	142 H	Wofford	2 1				
			213 H	Citadel	2 3	185 H	Davidson	3 0				
			134 A	Appalachian St.	2 1	224 H	Ga. Southern	0 0				

Non-Div. I Games:

Samford

Average RPI Win: 191		WON-LOST RECORD	WINNING PCT. RANK		LAST 10 GAMES		STRENGTH OF SCHEDULE		OPP. STRENGTH OF SCHEDULE		TEAM RPI	ADJ RPI		CONF. RPI	ADJ CONF. RPI
Average RPI Loss: 48			11-4-1	.71875 44	9-0-1	211	86	85	.54764 88	14	14				
DIV. I ONLY		5-4-1	.55 143	3-0-1	145	25	115	.5297 116	13	13					
DIV. I NON-CONF.															
TOTALS		RPI 1-25		RPI 26-50		W-L RECORDS		RPI 51-100		RPI 101-150		RPI 150+			
11-4-1	0-0-0	0-3-0		OVERALL		0-1-0		3-0-1		8-0-0					
6-1-0	0-0-0	0-0-0		HOME		0-1-0		1-0-0		5-0-0					
5-3-1	0-0-0	0-3-0		AWAY		0-0-0		2-0-1		3-0-0					
0-0-0	0-0-0	0-0-0		NEUTRAL		0-0-0		0-0-0		0-0-0					
5-4-1	0-0-0	0-3-0		NON-CONFERENCE		0-1-0		3-0-1		2-0-0					
2-1-0	0-0-0	0-0-0		HOME		0-1-0		1-0-0		1-0-0					
3-3-1	0-0-0	0-0-		AWAY		0-0-0		2-0-1		1-0-0					
0-0-0	0-0-0	0-0-0		NEUTRAL		0-0-0		0-0-0		0-0-0					
6-0-0	0-0-0	0-0-0		CONFERENCE		0-0-0		0-0-0		6-0-0					
4-0-0	0-0-0	0-0-0		HOME		0-0-0		0-0-0		4-0-0					
2-0-0	0-0-0	0-0-0		AWAY		0-0-0		0-0-0		2-0-0					
0-0-0	0-0-0	0-0-0		NEUTRAL		0-0-0		0-0-0		0-0-0					
RPI S	Opponent	Score	RPI S	Opponent	Score	RPI S	Opponent	Score	RPI S	Opponent	Score				
			27 A	Kentucky	1 3	68 H	Michigan St.	1 2	108 A	Wright St.	2 2				
			48 A	Tennessee	0 2				129 H	Cincinnati	3 1				
			50 A	Boston U.	0 1				141 A	Providence	3 0				
									148 A	Central Mich.	1 0				
									158 H	FIU	4 0				
									176 H	Saint Louis	3 2				
									180 H	Richmond	4 0				
									196 H	George Mason	3 0				
									205 A	Massachusetts	1 0				
									229 H	Fordham	3 1				
									244 A	Toledo	4 0				
									297 A	Rhode Island	4 0				
LAST 10 GAMES															
			229 H	Fordham	3 1	180 H	Richmond	4 0							
			176 H	Saint Louis	3 2	244 A	Toledo	4 0							
			297 A	Rhode Island	4 0	148 A	Central Mich.	1 0							
			205 A	Massachusetts	1 0	108 A	Wright St.	2 2							
			196 H	George Mason	3 0	158 H	FIU	4 0							

Non-Div. I Games:

Dayton

Average RPI Win: 187		WON-LOST RECORD		WINNING PCT. RANK		LAST 10 GAMES		STRENGTH OF SCHEDULE		OPP. STRENGTH OF SCHEDULE		TEAM RPI		ADJ RPI		CONF. RPI		ADJ CONF. RPI	
DIV. I ONLY		6-8-4		.44444 193		3-4-3		27		62		88		.54686 89		5		5	
DIV. I NON-CONF.		4-3-1		.5625 132		1-0-0		107		112		108		.5369 108		4		4	
TOTALS		RPI 1-25		RPI 26-50		W-L RECORDS		RPI 51-100		RPI 101-150		RPI 150+							
6-8-4		0-3-0		0-3-2		OVERALL		1-2-2		0-0-0		5-0-0							
6-3-2		0-0-0		0-2-1		HOME		1-1-1		0-0-0		5-0-0							
0-5-2		0-3-0		0-1-1		AWAY		0-1-1		0-0-0		0-0-0							
0-0-0		0-0-0		0-0-0		NEUTRAL		0-0-0		0-0-0		0-0-0							
4-3-1		0-1-0		0-0-0		NON-CONFERENCE		0-2-1		0-0-0		4-0-0							
4-1-1		0-0-0		0-0-0		HOME		0-1-1		0-0-0		4-0-0							
0-2-0		0-1-0		0-0-		AWAY		0-1-0		0-0-0		0-0-0							
0-0-0		0-0-0		0-0-0		NEUTRAL		0-0-0		0-0-0		0-0-0							
2-5-3		0-2-0		0-3-2		CONFERENCE		1-0-1		0-0-0		1-0-0							
2-2-1		0-0-0		0-2-1		HOME		1-0-0		0-0-0		1-0-0							
0-3-2		0-2-0		0-1-1		AWAY		0-0-1		0-0-0		0-0-0							
0-0-0		0-0-0		0-0-0		NEUTRAL		0-0-0		0-0-0		0-0-0							
RPI S	Opponent	Score		RPI S	Opponent	Score		RPI S	Opponent	Score		RPI S	Opponent	Score					
6 A	Florida St.	1	4	27 H	Kentucky	0	1	60 H	Arkansas	3	1	162 H	Vanderbilt	2	1				
12 A	Florida	0	3	30 A	Ole Miss	0	7	61 H	Clemson	0	0	192 H	Mercer	2	0				
17 A	South Carolina	1	2	31 H	Texas A&M	1	3	76 H	Long Beach St.	1	2	219 H	Southern Miss.	6	0				
				39 H	Georgia	0	0	80 A	Missouri	1	1	236 H	Troy	3	0				
				48 A	Tennessee	1	1	87 A	Samford	0	1	253 H	Col. of Charleston	3	0				
LAST 10 GAMES																			
				162 H	Vanderbilt	2	1	12 A	Florida	0	3								
				60 H	Arkansas	3	1	31 H	Texas A&M	1	3								
				80 A	Missouri	1	1	30 A	Ole Miss	0	7								
				48 A	Tennessee	1	1	17 A	South Carolina	1	2								
				39 H	Georgia	0	0	219 H	Southern Miss.	6	0								

Non-Div. I Games:

Auburn

Average RPI Win: 226		WON-LOST	WINNING	LAST 10	STRENGTH OF		OPP. STRENGTH	TEAM	ADJ	CONF.	ADJ CONF.		
Average RPI Loss: 116		RECORD	PCT. RANK	GAMES	SCHEDULE		OF SCHEDULE	RPI	RPI	RPI	RPI		
DIV. I ONLY		11-5-1	.67647	63	6-4-0		122	219	89	.54629	90	25	25
DIV. I NON-CONF.		5-3-1	.61111	106	0-2-0		52	156	69	.56728	71	25	25
TOTALS		RPI 1-25	RPI 26-50		W-L RECORDS		RPI 51-100		RPI 101-150		RPI 150+		
11-5-1	0-1-0	0-0-0		OVERALL		0-1-0		1-1-1		10-2-0			
8-1-0	0-0-0	0-0-0		HOME		0-0-0		1-0-0		7-1-0			
3-3-1	0-1-0	0-0-0		AWAY		0-1-0		0-0-1		3-1-0			
0-1-0	0-0-0	0-0-0		NEUTRAL		0-0-0		0-1-0		0-0-0			
5-3-1	0-1-0	0-0-0		NON-CONFERENCE		0-1-0		1-1-1		4-0-0			
5-0-0	0-0-0	0-0-0		HOME		0-0-0		1-0-0		4-0-0			
0-2-1	0-1-0	0-0-		AWAY		0-1-0		0-0-1		0-0-0			
0-1-0	0-0-0	0-0-0		NEUTRAL		0-0-0		0-1-0		0-0-0			
6-2-0	0-0-0	0-0-0		CONFERENCE		0-0-0		0-0-0		6-2-0			
3-1-0	0-0-0	0-0-0		HOME		0-0-0		0-0-0		3-1-0			
3-1-0	0-0-0	0-0-0		AWAY		0-0-0		0-0-0		3-1-0			
0-0-0	0-0-0	0-0-0		NEUTRAL		0-0-0		0-0-0		0-0-0			
RPI S	Opponent	Score		RPI S	Opponent	Score		RPI S	Opponent	Score			
23 A	Colorado	0 4						84 A	Yale	0 1			
								122 A	Seton Hall	2 2			
								135 N	Northern Colo.	0 1			
								144 H	Fairfield	2 0			
								156 H	Fairleigh Dickinson	6 0			
								161 A	Hartford	2 3			
								166 H	Wagner	2 1			
								170 A	Maine	2 1			
								175 H	UMBC	1 2			
								223 A	Binghamton	2 0			
								234 H	Siena	3 1			
								243 A	Vermont	2 1			
								261 H	New Hampshire	3 1			
								265 H	NJIT	2 1			
								307 H	Albany (NY)	4 0			
								314 H	UMass Lowell	1 0			
				LAST 10 GAMES									
				170 A	Maine	2 1		161 A	Hartford	2 3			
				261 H	New Hampshire	3 1		314 H	UMass Lowell	1 0			
				223 A	Binghamton	2 0		243 A	Vermont	2 1			
				175 H	UMBC	1 2		135 N	Northern Colo.	0 1			
				307 H	Albany (NY)	4 0		23 A	Colorado	0 4			

Non-Div. I Games:

Stony Brook

Average RPI Win:		153	WON-LOST RECORD		WINNING PCT. RANK		LAST 10 GAMES		STRENGTH OF SCHEDULE		OPP. STRENGTH OF SCHEDULE		TEAM RPI		ADJ RPI		CONF. RPI		ADJ CONF. RPI					
DIV. I ONLY			8-9-1		.47222		172		3-7-0		47		42		91		.54494		91		2		2	
DIV. I NON-CONF.			5-2-1		.6875		70		0-0-0		143		160		89		.55158		88		2		2	
TOTALS		RPI 1-25		RPI 26-50				W-L RECORDS				RPI 51-100				RPI 101-150				RPI 150+				
8-9-1		0-4-0		1-2-0				OVERALL				2-1-1				2-2-0				3-0-0				
6-5-1		0-2-0		0-2-0				HOME				2-0-1				1-1-0				3-0-0				
2-4-0		0-2-0		1-0-0				AWAY				0-1-0				1-1-0				0-0-0				
0-0-0		0-0-0		0-0-0				NEUTRAL				0-0-0				0-0-0				0-0-0				
5-2-1		0-0-0		0-0-0				NON-CONFERENCE				1-0-1				1-2-0				3-0-0				
4-1-1		0-0-0		0-0-0				HOME				1-0-1				0-1-0				3-0-0				
1-1-0		0-0-0		0-0-				AWAY				0-0-0				1-1-0				0-0-0				
0-0-0		0-0-0		0-0-0				NEUTRAL				0-0-0				0-0-0				0-0-0				
3-7-0		0-4-0		1-2-0				CONFERENCE				1-1-0				1-0-0				0-0-0				
2-4-0		0-2-0		0-2-0				HOME				1-0-0				1-0-0				0-0-0				
1-3-0		0-2-0		1-0-0				AWAY				0-1-0				0-0-0				0-0-0				
0-0-0		0-0-0		0-0-0				NEUTRAL				0-0-0				0-0-0				0-0-0				
RPI	S	Opponent		Score		RPI	S	Opponent		Score		RPI	S	Opponent		Score		RPI	S	Opponent		Score		
7	A	Michigan		1	3	32	H	Indiana		1	2	54	H	Illinois		1	0	126	A	Kansas		1	4	
8	H	Nebraska		0	4	44	H	Wisconsin		1	3	66	H	Seattle		2	2	127	H	Xavier		3	4	
9	A	Penn St.		1	6	46	A	Ohio St.		1	0	68	A	Michigan St.		0	4	139	A	Miami (OH)		4	3	
22	H	Minnesota		1	2							96	H	Dartmouth		5	3	150	H	Northwestern		1	0	
																		212	H	IPFW		2	0	
																		259	H	Northern Ill.		4	1	
																		271	H	Akron		5	0	
LAST 10 GAMES																								
22	H	Minnesota		1	2	150	H	Northwestern		1	0													
32	H	Indiana		1	2	54	H	Illinois		1	0													
7	A	Michigan		1	3	46	A	Ohio St.		1	0													
68	A	Michigan St.		0	4	9	A	Penn St.		1	6													
8	H	Nebraska		0	4	44	H	Wisconsin		1	3													

Non-Div. I Games:

Purdue

Average RPI Win:	187	WON-LOST RECORD	WINNING PCT. RANK	LAST 10 GAMES	STRENGTH OF SCHEDULE	OPP. STRENGTH OF SCHEDULE	TEAM RPI	ADJ RPI	CONF. RPI	ADJ CONF. RPI					
DIV. I ONLY		11-6-1	.63889	79	5-4-1	141	101	92	.54261	92	12	12			
DIV. I NON-CONF.		6-3-0	.66667	81	0-1-0	210	55	113	.53286	113	12	12			
<hr/>															
TOTALS	RPI 1-25	RPI 26-50			W-L RECORDS		RPI 51-100		RPI 101-150		RPI 150+				
11-6-1	0-3-0	0-0-0			OVERALL		1-1-0		3-1-0		7-1-1				
6-1-1	0-0-0	0-0-0			HOME		0-1-0		1-0-0		5-0-1				
5-4-0	0-2-0	0-0-0			AWAY		1-0-0		2-1-0		2-1-0				
0-1-0	0-1-0	0-0-0			NEUTRAL		0-0-0		0-0-0		0-0-0				
<hr/>															
6-3-0	0-2-0	0-0-0			NON-CONFERENCE		0-1-0		2-0-0		4-0-0				
3-1-0	0-0-0	0-0-0			HOME		0-1-0		0-0-0		3-0-0				
3-1-0	0-1-0	0-0-			AWAY		0-0-0		2-0-0		1-0-0				
0-1-0	0-1-0	0-0-0			NEUTRAL		0-0-0		0-0-0		0-0-0				
<hr/>															
5-3-1	0-1-0	0-0-0			CONFERENCE		1-0-0		1-1-0		3-1-1				
3-0-1	0-0-0	0-0-0			HOME		0-0-0		1-0-0		2-0-1				
2-3-0	0-1-0	0-0-0			AWAY		1-0-0		0-1-0		1-1-0				
0-0-0	0-0-0	0-0-0			NEUTRAL		0-0-0		0-0-0		0-0-0				
<hr/>															
RPI S	Opponent	Score		RPI S	Opponent	Score		RPI S	Opponent	Score					
10 N	Virginia Tech	2	4					53 H	Oklahoma St.	1	2				
15 A	Wake Forest	1	2					93 A	Tulsa	4	1				
24 A	Colorado Col.	2	3												
<hr/>															
				LAST 10 GAMES											
				114 A UAB				1	2	24 A Colorado Col.				2	3
				172 A Middle Tenn.				3	1	154 A Rice				0	4
				93 A Tulsa				4	1	193 H Louisiana Tech				1	0
				112 H Charlotte				3	0	219 H Southern Miss.				1	1
				194 H UTSA				4	2	53 H Oklahoma St.				1	2

Non-Div. I Games:

North Texas

Average RPI Win: 201		WON-LOST	WINNING	LAST 10	STRENGTH OF		OPP. STRENGTH	TEAM	ADJ	CONF.	ADJ CONF.				
Average RPI Loss: 75		RECORD	PCT. RANK	GAMES	SCHEDULE		OF SCHEDULE	RPI	RPI	RPI	RPI				
DIV. I ONLY		9-6-3	.58333	109	4-3-3		99	142	95	.54128	93	12	12		
DIV. I NON-CONF.		6-3-0	.66667	81	1-0-0		157	138	96	.54678	96	12	12		
TOTALS		RPI 1-25	RPI 26-50		W-L RECORDS		RPI 51-100		RPI 101-150		RPI 150+				
9-6-3		0-2-0	0-0-0		OVERALL		1-3-0		0-0-2		8-1-1				
4-3-1		0-1-0	0-0-0		HOME		0-2-0		0-0-0		4-0-1				
5-3-2		0-1-0	0-0-0		AWAY		1-1-0		0-0-2		4-1-0				
0-0-0		0-0-0	0-0-0		NEUTRAL		0-0-0		0-0-0		0-0-0				
6-3-0		0-1-0	0-0-0		NON-CONFERENCE		1-1-0		0-0-0		5-1-0				
3-1-0		0-1-0	0-0-0		HOME		0-0-0		0-0-0		3-0-0				
3-2-0		0-0-0	0-0-		AWAY		1-1-0		0-0-0		2-1-0				
0-0-0		0-0-0	0-0-0		NEUTRAL		0-0-0		0-0-0		0-0-0				
3-3-3		0-1-0	0-0-0		CONFERENCE		0-2-0		0-0-2		3-0-1				
1-2-1		0-0-0	0-0-0		HOME		0-2-0		0-0-0		1-0-1				
2-1-2		0-1-0	0-0-0		AWAY		0-0-0		0-0-2		2-0-0				
0-0-0		0-0-0	0-0-0		NEUTRAL		0-0-0		0-0-0		0-0-0				
RPI S	Opponent	Score		RPI S	Opponent	Score		RPI S	Opponent	Score		RPI S	Opponent	Score	
9 H	Penn St.	2	3					60 A	Arkansas	0	1	114 A	UAB	0	0
24 A	Colorado Col.	0	2					63 A	Oral Roberts	2	0	131 A	Marshall	2	2
								70 H	UTEP	0	1	154 A	Rice	1	0
								92 H	North Texas	1	4	193 H	Louisiana Tech	3	0
												195 A	Cal St. Northridge	0	1
												215 H	Arkansas St.	4	0
												219 A	Southern Miss.	1	0
												228 H	Gonzaga	3	0
												241 A	Missouri St.	1	0
												242 A	UC Riverside	1	0
												252 H	Houston Baptist	2	1
												278 H	Fla. Atlantic	0	0
				LAST 10 GAMES											
				131 A	Marshall	2	2	154 A	Rice	1	0				
				114 A	UAB	0	0	219 A	Southern Miss.	1	0				
				70 H	UTEP	0	1	278 H	Fla. Atlantic	0	0				
				92 H	North Texas	1	4	193 H	Louisiana Tech	3	0				
				24 A	Colorado Col.	0	2	242 A	UC Riverside	1	0				

Non-Div. I Games:

Tulsa

Average RPI Win:		190	WON-LOST RECORD		WINNING PCT. RANK		LAST 10 GAMES		STRENGTH OF SCHEDULE		OPP. STRENGTH OF SCHEDULE		TEAM RPI		ADJ RPI		CONF. RPI		ADJ CONF. RPI			
DIV. I ONLY			8-5-4		.58824	100	5-3-2		107		115		96		.54119		94		11		11	
DIV. I NON-CONF.			5-3-3		.59091	123	2-1-1		60		93		74		.56493		74		11		11	
TOTALS		RPI 1-25		RPI 26-50		W-L RECORDS		RPI 51-100		RPI 101-150		RPI 150+										
8-5-4		0-1-0		0-2-2		OVERALL		0-0-0		2-1-1		6-1-1										
7-1-3		0-0-0		0-1-1		HOME		0-0-0		1-0-1		6-0-1										
1-4-1		0-1-0		0-1-1		AWAY		0-0-0		1-1-0		0-1-0										
0-0-0		0-0-0		0-0-0		NEUTRAL		0-0-0		0-0-0		0-0-0										
5-3-3		0-1-0		0-2-2		NON-CONFERENCE		0-0-0		1-0-1		4-0-0										
4-1-2		0-0-0		0-1-1		HOME		0-0-0		0-0-1		4-0-0										
1-2-1		0-1-0		0-1-		AWAY		0-0-0		1-0-0		0-0-0										
0-0-0		0-0-0		0-0-0		NEUTRAL		0-0-0		0-0-0		0-0-0										
3-2-1		0-0-0		0-0-0		CONFERENCE		0-0-0		1-1-0		2-1-1										
3-0-1		0-0-0		0-0-0		HOME		0-0-0		1-0-0		2-0-1										
0-2-0		0-0-0		0-0-0		AWAY		0-0-0		0-1-0		0-1-0										
0-0-0		0-0-0		0-0-0		NEUTRAL		0-0-0		0-0-0		0-0-0										
RPI	S	Opponent		Score		RPI	S	Opponent		Score		RPI	S	Opponent		Score						
20	A	BYU		1	3	29	H	Washington St.		0	1			116	A	Southern California		2	1			
						34	A	Texas Tech		0	1			119	H	Utah St.		0	0			
						36	A	Pepperdine		1	1			125	A	Cal Poly		0	1			
						37	H	Utah		0	0			140	H	Hawaii		2	1			
														160	H	UC Santa Barbara		1	0			
														182	H	Fresno St.		1	0			
														189	H	UC Davis		1	0			
														195	H	Cal St. Northridge		1	1			
														228	H	Gonzaga		2	1			
														242	A	UC Riverside		0	1			
														250	H	Loyola Marymount		1	0			
														258	H	Montana		2	0			
LAST 10 GAMES																						
						189	H	UC Davis		1	0	140	H	Hawaii		2	1					
						160	H	UC Santa Barbara		1	0	228	H	Gonzaga		2	1					
						125	A	Cal Poly		0	1	36	A	Pepperdine		1	1					
						242	A	UC Riverside		0	1	116	A	Southern California		2	1					
						195	H	Cal St. Northridge		1	1	29	H	Washington St.		0	1					

Non-Div. I Games:

Cal St. Fullerton

Average RPI Win: 182		WON-LOST	WINNING	LAST 10	STRENGTH OF		OPP. STRENGTH	TEAM	ADJ	CONF.	ADJ CONF.			
Average RPI Loss: 36		RECORD	PCT. RANK	GAMES	SCHEDULE		OF SCHEDULE	RPI	RPI	RPI	RPI			
DIV. I ONLY		7-6-4	.52941	139	3-6-1		95	46	94	.54054	95	3	3	
DIV. I NON-CONF.		5-1-3	.72222	57	1-1-0		164	110	77	.5602	78	3	3	
<hr/>														
TOTALS		RPI 1-25		RPI 26-50		W-L RECORDS		RPI 51-100		RPI 101-150		RPI 150+		
7-6-4		0-2-0		0-3-1		OVERALL		1-0-2		2-1-1		4-0-0		
3-3-1		0-1-0		0-2-0		HOME		0-0-1		1-0-0		2-0-0		
4-3-1		0-1-0		0-1-1		AWAY		1-0-0		1-1-0		2-0-0		
0-0-2		0-0-0		0-0-0		NEUTRAL		0-0-1		0-0-1		0-0-0		
5-1-3		0-0-0		0-1-1		NON-CONFERENCE		0-0-1		1-0-1		4-0-0		
3-1-0		0-0-0		0-1-0		HOME		0-0-0		1-0-0		2-0-0		
2-0-1		0-0-0		0-1-		AWAY		0-0-0		0-0-0		2-0-0		
0-0-2		0-0-0		0-0-0		NEUTRAL		0-0-1		0-0-1		0-0-0		
2-5-1		0-2-0		0-2-0		CONFERENCE		1-0-1		1-1-0		0-0-0		
0-2-1		0-1-0		0-1-0		HOME		0-0-1		0-0-0		0-0-0		
2-3-0		0-1-0		0-1-0		AWAY		1-0-0		1-1-0		0-0-0		
0-0-0		0-0-0		0-0-0		NEUTRAL		0-0-0		0-0-0		0-0-0		
RPI	S	Opponent		Score	RPI	S	Opponent		Score	RPI	S	Opponent		Score
2	H	UCLA		1 2	26	A	California		1 2	54	N	Illinois		1 1
16	A	Stanford		1 2	29	H	Washington St.		0 4	55	H	Washington		2 2
					34	H	Texas Tech		0 2	99	A	Oregon St.		2 0
					46	A	Ohio St.		0 0					
									</					

Non-Div. I Games:

Arizona

Average RPI Win:	163	WON-LOST	WINNING	LAST 10	STRENGTH OF	OPP. STRENGTH	TEAM	ADJ	CONF.	ADJ CONF.	
Average RPI Loss:	82	RECORD	PCT. RANK	GAMES	SCHEDULE	OF SCHEDULE	RPI	RPI	RPI	RPI	
DIV. I ONLY	7-5-3	.56667	115	6-2-2	103	93	93	.54017	96	8	8
DIV. I NON-CONF.	3-3-3	.5	148	2-0-2	233	85	183	.48285	183	10	10
<hr/>											
TOTALS	RPI 1-25	RPI 26-50		W-L RECORDS		RPI 51-100		RPI 101-150		RPI 150+	
7-5-3	0-0-0	0-1-1		OVERALL		2-3-1		1-1-0		4-0-1	
6-0-1	0-0-0	0-0-1		HOME		1-0-0		1-0-0		4-0-0	
1-5-2	0-0-0	0-1-0		AWAY		1-3-1		0-1-0		0-0-1	
0-0-0	0-0-0	0-0-0		NEUTRAL		0-0-0		0-0-0		0-0-0	
<hr/>											
3-3-3	0-0-0	0-1-1		NON-CONFERENCE		0-1-1		0-1-0		3-0-1	
3-0-1	0-0-0	0-0-1		HOME		0-0-0		0-0-0		3-0-0	
0-3-2	0-0-0	0-0-		AWAY		0-1-1		0-1-0		0-0-1	
0-0-0	0-0-0	0-0-0		NEUTRAL		0-0-0		0-0-0		0-0-0	
<hr/>											
4-2-0	0-0-0	0-0-0		CONFERENCE		2-2-0		1-0-0		1-0-0	
3-0-0	0-0-0	0-0-0		HOME		1-0-0		1-0-0		1-0-0	
1-2-0	0-0-0	0-0-0		AWAY		1-2-0		0-0-0		0-0-0	
0-0-0	0-0-0	0-0-0		NEUTRAL		0-0-0		0-0-0		0-0-0	
<hr/>											
RPI S	Opponent	Score	RPI S	Opponent	Score	RPI S	Opponent	Score	RPI S	Opponent	Score
			47 A	Connecticut	0 2	51 A	Penn	0 1	118 H	Princeton	2 0
			50 H	Boston U.	1 1	57 A	St. John's (NY)	0 0	150 A	Northwestern	0 2
						71 A	Brown	0 1	155 H	Columbia	4 2
						71 H	Brown	2 0	170 H	Maine	1 0
						84 A	Yale	1 0	229 H	Fordham	4 0
						91 A	Purdue	3 5	261 A	New Hampshire	0 0
									314 H	UMass Lowell	3 0
<hr/>											
			LAST 10 GAMES								
			155 H	Columbia	4 2	261 A	New Hampshire	0 0			
			71 H	Brown	2 0	118 H	Princeton	2 0			
			51 A	Penn	0 1	71 A	Brown	0 1			
			50 H	Boston U.	1 1	314 H	UMass Lowell	3 0			
			84 A	Yale	1 0	170 H	Maine	1 0			

Non-Div. I Games:

Dartmouth

Average RPI Win:	137	WON-LOST	WINNING	LAST 10	STRENGTH OF	OPP. STRENGTH	TEAM	ADJ	CONF.	ADJ CONF.		
Average RPI Loss:	46	RECORD	PCT. RANK	GAMES	SCHEDULE	OF SCHEDULE	RPI	RPI	RPI	RPI		
DIV. I ONLY		6-11-0	.35294	250	4-6-0	12	49	97	.53847	97	5	5
DIV. I NON-CONF.		2-5-0	.28571	264	0-0-0	12	70	120	.52588	120	4	4
<hr/>												
TOTALS	RPI 1-25	RPI 26-50		W-L RECORDS		RPI 51-100		RPI 101-150		RPI 150+		
6-11-0	0-5-0	2-3-0		OVERALL		0-2-0		1-0-0		3-1-0		
4-4-0	0-0-0	1-2-0		HOME		0-1-0		1-0-0		2-1-0		
2-6-0	0-4-0	1-1-0		AWAY		0-1-0		0-0-0		1-0-0		
0-1-0	0-1-0	0-0-0		NEUTRAL		0-0-0		0-0-0		0-0-0		
2-5-0	0-3-0	0-0-0		NON-CONFERENCE		0-1-0		1-0-0		1-1-0		
2-1-0	0-0-0	0-0-0		HOME		0-0-0		1-0-0		1-1-0		
0-3-0	0-2-0	0-0-		AWAY		0-1-0		0-0-0		0-0-0		
0-1-0	0-1-0	0-0-0		NEUTRAL		0-0-0		0-0-0		0-0-0		
4-6-0	0-2-0	2-3-0		CONFERENCE		0-1-0		0-0-0		2-0-0		
2-3-0	0-0-0	1-2-0		HOME		0-1-0		0-0-0		1-0-0		
2-3-0	0-2-0	1-1-0		AWAY		0-0-0		0-0-0		1-0-0		
0-0-0	0-0-0	0-0-0		NEUTRAL		0-0-0		0-0-0		0-0-0		
RPI	S	Opponent	Score	RPI	S	Opponent	Score	RPI	S	Opponent	Score	
12	A	Florida	0 3	27	H	Kentucky	2 4	64	A	Memphis	0 6	
13	A	Denver	0 2	30	A	Ole Miss	1 2	79	H	LSU	1 2	
15	A	Wake Forest	0 3	31	H	Texas A&M	0 3					
17	A	South Carolina	1 2	39	A	Georgia	3 2					
23	N	Colorado	0 1	48	H	Tennessee	4 2					
<hr/>												
				LAST 10 GAMES								
				30 A Ole Miss 1 2				79 H LSU 1 2				
				225 A Mississippi St. 3 1				39 A Georgia 3 2				
				27 H Kentucky 2 4				48 H Tennessee 4 2				
				31 H Texas A&M 0 3				162 H Vanderbilt 5 2				
				17 A South Carolina 1 2				12 A Florida 0 3				

Average RPI Win:		240	WON-LOST RECORD		WINNING PCT. RANK		LAST 10 GAMES		STRENGTH OF SCHEDULE		OPP. STRENGTH OF SCHEDULE		TEAM RPI		ADJ RPI		CONF. RPI		ADJ CONF. RPI		
DIV. I ONLY			9-5-1	.63333	85	5-4-1			130		160		98		.53815		98	16		16	
DIV. I NON-CONF.			4-3-0	.57143	128	0-2-0			66		135		85		.55246		87	15		15	
TOTALS		RPI 1-25		RPI 26-50		W-L RECORDS		RPI 51-100		RPI 101-150		RPI 150+									
9-5-1		0-1-0		0-2-0		OVERALL		0-2-0		0-0-0		9-0-1									
4-1-0		0-0-0		0-1-0		HOME		0-0-0		0-0-0		4-0-0									
4-4-1		0-1-0		0-1-0		AWAY		0-2-0		0-0-0		4-0-1									
1-0-0		0-0-0		0-0-0		NEUTRAL		0-0-0		0-0-0		1-0-0									
4-3-0		0-1-0		0-1-0		NON-CONFERENCE		0-1-0		0-0-0		4-0-0									
1-0-0		0-0-0		0-0-0		HOME		0-0-0		0-0-0		1-0-0									
2-3-0		0-1-0		0-0-		AWAY		0-1-0		0-0-0		2-0-0									
1-0-0		0-0-0		0-0-0		NEUTRAL		0-0-0		0-0-0		1-0-0									
5-2-1		0-0-0		0-1-0		CONFERENCE		0-1-0		0-0-0		5-0-1									
3-1-0		0-0-0		0-1-0		HOME		0-0-0		0-0-0		3-0-0									
2-1-1		0-0-0		0-0-0		AWAY		0-1-0		0-0-0		2-0-1									
0-0-0		0-0-0		0-0-0		NEUTRAL		0-0-0		0-0-0		0-0-0									
RPI	S	Opponent		Score		RPI	S	Opponent		Score		RPI	S	Opponent		Score					
4	A	Marquette		0	1	45	A	DePaul		2	3	59	A	Navy		0	1				
						50	H	Boston U.		0	3	85	A	Syracuse		0	1				
															171	A	Cornell	3	0		
															217	A	Army	2	1		
															226	A	Bucknell	1	1		
															227	A	Lehigh	1	0		
															234	H	Siena	3	0		
															243	A	Vermont	1	0		
															247	H	Lafayette	4	1		
															261	N	New Hampshire	2	0		
															270	H	Loyola Maryland	3	0		
															290	H	Holy Cross	1	0		
LAST 10 GAMES						LAST 10 GAMES															
						227	A	Lehigh		1	0	59	A	Navy		0	1				
						50	H	Boston U.		0	3	270	H	Loyola Maryland		3	0				
						226	A	Bucknell		1	1	247	H	Lafayette		4	1				
						290	H	Holy Cross		1	0	45	A	DePaul		2	3				
						217	A	Army		2	1	4	A	Marquette		0	1				

Non-Div. I Games:

Colgate

Average RPI Win: 56		WON-LOST	WINNING	LAST 10	STRENGTH OF		OPP. STRENGTH	TEAM	ADJ	CONF.	ADJ CONF.
Average RPI Loss: 83		RECORD	PCT. RANK	GAMES	SCHEDULE		OF SCHEDULE	RPI	RPI	RPI	RPI
DIV. I ONLY		5-10-2	.35294	250	4-5-1		15	44	101	.53803	99
DIV. I NON-CONF.		2-6-1	.27778	270	1-1-0		48	48	155	.49818	153
TOTALS		RPI 1-25	RPI 26-50		W-L RECORDS		RPI 51-100		RPI 101-150		RPI 150+
5-10-2		0-4-0	3-1-1		OVERALL		1-2-1		1-1-0		0-2-0
4-4-2		0-1-0	2-0-1		HOME		1-2-1		1-1-0		0-0-0
1-6-0		0-3-0	1-1-0		AWAY		0-0-0		0-0-0		0-2-0
0-0-0		0-0-0	0-0-0		NEUTRAL		0-0-0		0-0-0		0-0-0
2-6-1		0-2-0	1-0-1		NON-CONFERENCE		0-1-0		1-1-0		0-2-0
2-2-1		0-0-0	1-0-1		HOME		0-1-0		1-1-0		0-0-0
0-4-0		0-2-0	0-0-		AWAY		0-0-0		0-0-0		0-2-0
0-0-0		0-0-0	0-0-0		NEUTRAL		0-0-0		0-0-0		0-0-0
3-4-1		0-2-0	2-1-0		CONFERENCE		1-1-1		0-0-0		0-0-0
2-2-1		0-1-0	1-0-0		HOME		1-1-1		0-0-0		0-0-0
1-2-0		0-1-0	1-1-0		AWAY		0-0-0		0-0-0		0-0-0
0-0-0		0-0-0	0-0-0		NEUTRAL		0-0-0		0-0-0		0-0-0
RPI S	Opponent	Score	RPI S	Opponent	Score	RPI S	Opponent	Score	RPI S	Opponent	Score
6 A	Florida St.	0 1	26 H	California	1 0	55 H	Washington	1 1	125 H	Cal Poly	3 0
12 A	Florida	1 3	29 A	Washington St.	1 0	58 H	Arizona St.	1 0	140 H	Hawaii	0 1
16 H	Stanford	1 4	37 A	Utah	0 1	74 H	UC Irvine	0 2	195 A	Cal St. Northridge	1 3
23 A	Colorado	1 2	40 H	Texas	1 0	95 H	Arizona	0 2	228 A	Gonzaga	0 1
			44 H	Wisconsin	1 1						
LAST 10 GAMES											
			16 H	Stanford	1 4	37 A	Utah	0 1			
			26 H	California	1 0	23 A	Colorado	1 2			
			29 A	Washington St.	1 0	55 H	Washington	1 1			
			58 H	Arizona St.	1 0	125 H	Cal Poly	3 0			
			95 H	Arizona	0 2	228 A	Gonzaga	0 1			

Non-Div. I Games:

Oregon St.

Average RPI Win:	210	WON-LOST RECORD	WINNING PCT. RANK	LAST 10 GAMES	STRENGTH OF SCHEDULE	OPP. STRENGTH OF SCHEDULE	TEAM RPI	ADJ RPI	CONF. RPI	ADJ CONF. RPI	
Average RPI Loss:	87										
DIV. I ONLY		9-5-3	.61765 89	5-2-3	148	98	102	.53769 100	10	10	
DIV. I NON-CONF.		6-3-0	.66667 81	2-0-0	144	100	87	.55296 85	9	9	
<hr/>											
TOTALS	RPI 1-25	RPI 26-50		W-L RECORDS	RPI 51-100		RPI 101-150		RPI 150+		
9-5-3	0-1-0	0-1-2		OVERALL	1-1-0		0-1-1		8-1-0		
5-1-2	0-0-0	0-1-2		HOME	1-0-0		0-0-0		4-0-0		
4-3-1	0-1-0	0-0-0		AWAY	0-0-0		0-1-1		4-1-0		
0-1-0	0-0-0	0-0-0		NEUTRAL	0-1-0		0-0-0		0-0-0		
6-3-0	0-1-0	0-1-0		NON-CONFERENCE	1-1-0		0-0-0		5-0-0		
3-1-0	0-0-0	0-1-0		HOME	1-0-0		0-0-0		2-0-0		
3-1-0	0-1-0	0-0-		AWAY	0-0-0		0-0-0		3-0-0		
0-1-0	0-0-0	0-0-0		NEUTRAL	0-1-0		0-0-0		0-0-0		
3-2-3	0-0-0	0-0-2		CONFERENCE	0-0-0		0-1-1		3-1-0		
2-0-2	0-0-0	0-0-2		HOME	0-0-0		0-0-0		2-0-0		
1-2-1	0-0-0	0-0-0		AWAY	0-0-0		0-1-1		1-1-0		
0-0-0	0-0-0	0-0-0		NEUTRAL	0-0-0		0-0-0		0-0-0		
RPI S	Opponent	Score	RPI S	Opponent	Score	RPI S	Opponent	Score	RPI S	Opponent	Score
9 A	Penn St.	1 2	33 H	Boston College	5 6	65 H	Monmouth	2 1	105 A	Delaware	1 1
			41 H	James Madison	2 2	85 N	Syracuse	2 3	138 A	Drexel	1 2
			42 H	William & Mary	3 3				167 H	UNC Wilmington	2 1
									169 A	Northeastern	0 2
									179 A	Saint Joseph's	2 0
									197 A	St. Bonaventure	1 0
									218 A	Towson	2 1
									237 H	Marist	3 0
									253 H	Col. of Charleston	3 2
									264 H	North Dakota St.	3 1
									307 A	Albany (NY)	6 0
<hr/>											
LAST 10 GAMES											
			41 H	James Madison	2 2		169 A	Northeastern	0 2		
			42 H	William & Mary	3 3		253 H	Col. of Charleston	3 2		
			218 A	Towson	2 1		167 H	UNC Wilmington	2 1		
			138 A	Drexel	1 2		179 A	Saint Joseph's	2 0		
			105 A	Delaware	1 1		197 A	St. Bonaventure	1 0		

Non-Div. I Games:

Hofstra

Average RPI Win:		187	WON-LOST RECORD		WINNING PCT. RANK		LAST 10 GAMES		STRENGTH OF SCHEDULE		OPP. STRENGTH OF SCHEDULE		TEAM RPI		ADJ RPI		CONF. RPI		ADJ CONF. RPI					
Average RPI Loss:		90																						
DIV. I ONLY			10-6-2		.61111		91		6-2-2		127		126		99		.53721		101		13		13	
DIV. I NON-CONF.			5-4-0		.55556		137		1-0-0		132		75		118		.52768		118		14		14	
TOTALS		RPI 1-25		RPI 26-50		W-L RECORDS		RPI 51-100		RPI 101-150		RPI 150+												
10-6-2		0-0-0		0-2-0		OVERALL		1-2-0		2-1-2		7-1-0												
2-3-1		0-0-0		0-1-0		HOME		1-1-0		0-1-1		1-0-0												
7-2-1		0-0-0		0-1-0		AWAY		0-0-0		2-0-1		5-1-0												
1-1-0		0-0-0		0-0-0		NEUTRAL		0-1-0		0-0-0		1-0-0												
5-4-0		0-0-0		0-2-0		NON-CONFERENCE		0-1-0		2-1-0		3-0-0												
0-2-0		0-0-0		0-1-0		HOME		0-0-0		0-1-0		0-0-0												
4-1-0		0-0-0		0-0-		AWAY		0-0-0		2-0-0		2-0-0												
1-1-0		0-0-0		0-0-0		NEUTRAL		0-1-0		0-0-0		1-0-0												
5-2-2		0-0-0		0-0-0		CONFERENCE		1-1-0		0-0-2		4-1-0												
2-1-1		0-0-0		0-0-0		HOME		1-1-0		0-0-1		1-0-0												
3-1-1		0-0-0		0-0-0		AWAY		0-0-0		0-0-1		3-1-0												
0-0-0		0-0-0		0-0-0		NEUTRAL		0-0-0		0-0-0		0-0-0												
RPI	S	Opponent		Score		RPI	S	Opponent		Score		RPI	S	Opponent		Score		RPI	S	Opponent		Score		
						39	H	Georgia		0	1	55	N	Washington		0	1	106	H	Liberty		0	1	
						41	A	James Madison		0	2	75	H	Furman		0	3	133	A	High Point		3	1	
												87	H	Samford		3	0	134	H	Appalachian St.		1	1	
																		140	A	Hawaii		1	0	
																		142	A	Wofford		0	0	
																		159	A	Western Caro.		2	0	
																		167	N	UNC Wilmington		2	0	
																		178	A	East Carolina		1	0	
																		185	A	Davidson		1	0	
																		213	A	Citadel		5	3	
																		224	A	Ga. Southern		0	1	
																		293	H	Chattanooga		5	0	
																		316	A	Francis Marion		2	0	
						LAST 10 GAMES																		
						293	H	Chattanooga		5	0	75	H	Furman		0	3							
						87	H	Samford		3	0	213	A	Citadel		5	3							
						224	A	Ga. Southern		0	1	316	A	Francis Marion		2	0							
						185	A	Davidson		1	0	159	A	Western Caro.		2	0							
						142	A	Wofford		0	0	134	H	Appalachian St.		1	1							

Non-Div. I Games:

UNC Greensboro

Average RPI Win:		217	WON-LOST RECORD		WINNING PCT. RANK		LAST 10 GAMES		STRENGTH OF SCHEDULE		OPP. STRENGTH OF SCHEDULE		TEAM RPI		ADJ RPI		CONF. RPI		ADJ CONF. RPI					
DIV. I ONLY			10-6-2		.61111		91		7-2-1		125		146		103		.53571		102		20		20	
DIV. I NON-CONF.			3-4-1		.4375		197		0-0-0		32		46		91		.5513		90		20		20	
TOTALS		RPI 1-25		RPI 26-50		W-L RECORDS		RPI 51-100		RPI 101-150		RPI 150+												
10-6-2		0-1-0		0-2-0		OVERALL		0-1-1		1-1-0		9-1-1												
6-3-1		0-0-0		0-0-0		HOME		0-1-0		0-1-0		6-1-1												
4-3-1		0-1-0		0-2-0		AWAY		0-0-1		1-0-0		3-0-0												
0-0-0		0-0-0		0-0-0		NEUTRAL		0-0-0		0-0-0		0-0-0												
3-4-1		0-1-0		0-2-0		NON-CONFERENCE		0-1-1		0-0-0		3-0-0												
3-1-0		0-0-0		0-0-0		HOME		0-1-0		0-0-0		3-0-0												
0-3-1		0-1-0		0-0-		AWAY		0-0-1		0-0-0		0-0-0												
0-0-0		0-0-0		0-0-0		NEUTRAL		0-0-0		0-0-0		0-0-0												
7-2-1		0-0-0		0-0-0		CONFERENCE		0-0-0		1-1-0		6-1-1												
3-2-1		0-0-0		0-0-0		HOME		0-0-0		0-1-0		3-1-1												
4-0-0		0-0-0		0-0-0		AWAY		0-0-0		1-0-0		3-0-0												
0-0-0		0-0-0		0-0-0		NEUTRAL		0-0-0		0-0-0		0-0-0												
RPI	S	Opponent		Score		RPI	S	Opponent		Score		RPI	S	Opponent		Score								
7	A	Michigan		1	2	32	A	Indiana		0	1	51	A	Butler		1	1							
						46	A	Ohio St.		1	2	68	H	Michigan St.		2	3							
														139	H	Miami (OH)	0	1						
														148	A	Central Mich.	3	0						
														152	H	Detroit	3	2						
														181	A	Kent St.	2	0						
														188	H	Indiana St.	4	0						
														198	A	Ohio	3	0						
														207	H	Ball St.	0	1						
														220	H	Stetson	5	1						
														244	H	Toledo	4	3						
														249	H	Buffalo	1	1						
														259	H	Northern Ill.	4	1						
														271	H	Akron	4	1						
														310	A	Bowling Green	2	1						
LAST 10 GAMES																								
						271	H	Akron	4	1	207	H	Ball St.	0	1									
						249	H	Buffalo	1	1	148	A	Central Mich.	3	0									
						181	A	Kent St.	2	0	310	A	Bowling Green	2	1									
						198	A	Ohio	3	0	244	H	Toledo	4	3									
						139	H	Miami (OH)	0	1	259	H	Northern Ill.	4	1									

Non-Div. I Games:

Eastern Mich.

[illegible]

Non-Div. I Games:

San Diego St.

Average RPI Win:	240	WON-LOST	WINNING	LAST 10	STRENGTH OF	OPP. STRENGTH	TEAM	ADJ	CONF.	ADJ CONF.	
Average RPI Loss:	131	RECORD	PCT. RANK	GAMES	SCHEDULE	OF SCHEDULE	RPI	RPI	RPI	RPI	
DIV. I ONLY	12-2-1	.83333	11	7-1-0	287	279	100	.53459	104	15	15
DIV. I NON-CONF.	5-1-1	.78571	40	0-0-0	314	324	195	.47406	198	18	19
<hr/>											
TOTALS	RPI 1-25	RPI 26-50		W-L RECORDS	RPI 51-100		RPI 101-150		RPI 150+		
12-2-1	0-0-0	0-1-0		OVERALL	1-0-0		0-0-0		11-1-1		
5-1-0	0-0-0	0-1-0		HOME	0-0-0		0-0-0		5-0-0		
7-1-1	0-0-0	0-0-0		AWAY	1-0-0		0-0-0		6-1-1		
0-0-0	0-0-0	0-0-0		NEUTRAL	0-0-0		0-0-0		0-0-0		
<hr/>											
5-1-1	0-0-0	0-0-0		NON-CONFERENCE	0-0-0		0-0-0		5-1-1		
3-0-0	0-0-0	0-0-0		HOME	0-0-0		0-0-0		3-0-0		
2-1-1	0-0-0	0-0-		AWAY	0-0-0		0-0-0		2-1-1		
0-0-0	0-0-0	0-0-0		NEUTRAL	0-0-0		0-0-0		0-0-0		
<hr/>											
7-1-0	0-0-0	0-1-0		CONFERENCE	1-0-0		0-0-0		6-0-0		
2-1-0	0-0-0	0-1-0		HOME	0-0-0		0-0-0		2-0-0		
5-0-0	0-0-0	0-0-0		AWAY	1-0-0		0-0-0		4-0-0		
0-0-0	0-0-0	0-0-0		NEUTRAL	0-0-0		0-0-0		0-0-0		
<hr/>											
RPI S	Opponent	Score	RPI S	Opponent	Score	RPI S	Opponent	Score	RPI S	Opponent	Score
			43 H	Stephen F. Austin	0 2	63 A	Oral Roberts	1 0	165 A	La.-Lafayette	2 1
									190 H	Northwestern St.	1 0
									206 A	Sam Houston St.	1 0
									209 H	Lamar	3 1
									211 A	Central Ark.	2 1
									219 A	Southern Miss.	0 1
									267 A	McNeese St.	1 0
									276 A	La.-Monroe	0 0
									302 H	Jackson St.	3 1
									306 A	A&M-Corpus Christi	1 0
									318 A	Mississippi Val.	7 0
									322 H	Texas Southern	4 0
									323 H	Alcorn	9 0
<hr/>											
LAST 10 GAMES											
			206 A	Sam Houston St.	1 0	209 H	Lamar	3 1			
			190 H	Northwestern St.	1 0	267 A	McNeese St.	1 0			
			43 H	Stephen F. Austin	0 2	306 A	A&M-Corpus Christi	1 0			
			63 A	Oral Roberts	1 0	322 H	Texas Southern	4 0			
			211 A	Central Ark.	2 1	276 A	La.-Monroe	0 0			

Non-Div. I Games: Incarnate Word 2 0 Abilene Christian 0 1

Southeastern La.

Average RPI Win:	196	WON-LOST RECORD	WINNING PCT. RANK	LAST 10 GAMES	STRENGTH OF SCHEDULE	OPP. STRENGTH OF SCHEDULE	TEAM RPI	ADJ RPI	CONF. RPI	ADJ CONF. RPI	
DIV. I ONLY	9-7-2	.55556	126	5-3-2	105	114	105	.53398	105	10	10
DIV. I NON-CONF.	6-4-0	.6	113	2-0-0	75	116	80	.55729	81	9	9
<hr/>											
TOTALS	RPI 1-25	RPI 26-50		W-L RECORDS	RPI 51-100		RPI 101-150		RPI 150+		
9-7-2	0-1-0	0-3-0		OVERALL	0-2-1		2-0-0		7-1-1		
6-1-1	0-0-0	0-1-0		HOME	0-0-1		2-0-0		4-0-0		
3-6-1	0-1-0	0-2-0		AWAY	0-2-0		0-0-0		3-1-1		
0-0-0	0-0-0	0-0-0		NEUTRAL	0-0-0		0-0-0		0-0-0		
<hr/>											
6-4-0	0-1-0	0-1-0		NON-CONFERENCE	0-2-0		1-0-0		5-0-0		
4-0-0	0-0-0	0-0-0		HOME	0-0-0		1-0-0		3-0-0		
2-4-0	0-1-0	0-0-		AWAY	0-2-0		0-0-0		2-0-0		
0-0-0	0-0-0	0-0-0		NEUTRAL	0-0-0		0-0-0		0-0-0		
<hr/>											
3-3-2	0-0-0	0-2-0		CONFERENCE	0-0-1		1-0-0		2-1-1		
2-1-1	0-0-0	0-1-0		HOME	0-0-1		1-0-0		1-0-0		
1-2-1	0-0-0	0-1-0		AWAY	0-0-0		0-0-0		1-1-1		
0-0-0	0-0-0	0-0-0		NEUTRAL	0-0-0		0-0-0		0-0-0		
<hr/>											
RPI S	Opponent	Score		RPI S	Opponent	Score		RPI S	Opponent	Score	
5 A	Georgetown	0	3	35 A	Rutgers	0	1	57 A	St. John's (NY)	1	2
				41 H	James Madison	1	2	65 A	Monmouth	0	1
				42 A	William & Mary	1	2	100 H	Hofstra	1	1

Non-Div. I Games:

Delaware

Average RPI Win:	214	WON-LOST RECORD	WINNING PCT. RANK	LAST 10 GAMES	STRENGTH OF SCHEDULE	OPP. STRENGTH OF SCHEDULE	TEAM RPI	ADJ RPI	CONF. RPI	ADJ CONF. RPI					
Average RPI Loss:	107														
DIV. I ONLY	12-5-1	.69444	53	7-2-1	195	182	106	.53386	106	21	22				
DIV. I NON-CONF.	5-3-0	.625	96	0-0-0	168	111	112	.53373	112	26	27				
<hr/>															
TOTALS	RPI 1-25	RPI 26-50		W-L RECORDS		RPI 51-100		RPI 101-150		RPI 150+					
12-5-1	0-0-0	0-0-0		OVERALL		0-2-0		4-3-0		8-0-1					
7-1-0	0-0-0	0-0-0		HOME		0-0-0		2-1-0		5-0-0					
5-4-1	0-0-0	0-0-0		AWAY		0-2-0		2-2-0		3-0-1					
0-0-0	0-0-0	0-0-0		NEUTRAL		0-0-0		0-0-0		0-0-0					
<hr/>															
5-3-0	0-0-0	0-0-0		NON-CONFERENCE		0-1-0		2-2-0		3-0-0					
2-1-0	0-0-0	0-0-0		HOME		0-0-0		0-1-0		2-0-0					
3-2-0	0-0-0	0-0-		AWAY		0-1-0		2-1-0		1-0-0					
0-0-0	0-0-0	0-0-0		NEUTRAL		0-0-0		0-0-0		0-0-0					
<hr/>															
7-2-1	0-0-0	0-0-0		CONFERENCE		0-1-0		2-1-0		5-0-1					
5-0-0	0-0-0	0-0-0		HOME		0-0-0		2-0-0		3-0-0					
2-2-1	0-0-0	0-0-0		AWAY		0-1-0		0-1-0		2-0-1					
0-0-0	0-0-0	0-0-0		NEUTRAL		0-0-0		0-0-0		0-0-0					
<hr/>															
RPI	S	Opponent	Score	RPI	S	Opponent	Score	RPI	S	Opponent	Score				
				73 A Radford				0	3	101 A UNC Greensboro	1 0				
				82 A Elon				0	2	112 A Charlotte	0 1				
										131 H Marshall	0 1				
										133 H High Point	2 0				
										137 A Winthrop	1 3				
										138 A Drexel	3 0				
										143 H Coastal Caro.	1 0				
										179 A Saint Joseph's	3 0				
										204 A Presbyterian	2 1				
										214 H American	2 0				
										256 A UNC Asheville	0 0				
										272 H Campbell	7 0				
										274 H Old Dominion	2 0				
										281 H Charleston So.	1 0				
										308 A Gardner-Webb	3 1				
										321 H VMI	2 0				
								LAST 10 GAMES							
				143 H Coastal Caro.				1 0	73 A Radford				0 3		
				137 A Winthrop				1 3	204 A Presbyterian				2 1		
				308 A Gardner-Webb				3 1	256 A UNC Asheville				0 0		
				321 H VMI				2 0	272 H Campbell				7 0		
				133 H High Point				2 0	281 H Charleston So.				1 0		

Non-Div. I Games:

Liberty

Average RPI Win:	213	WON-LOST RECORD	WINNING PCT. RANK	LAST 10 GAMES	STRENGTH OF SCHEDULE	OPP. STRENGTH OF SCHEDULE	TEAM RPI	ADJ RPI	CONF. RPI	ADJ CONF. RPI						
DIV. I ONLY		6-5-4	.53333	136	4-3-2	78	151	108	.53268	108	17	17				
DIV. I NON-CONF.		2-4-3	.38889	221	0-2-1	36	142	119	.52672	119	16	16				
<hr/>																
TOTALS	RPI 1-25	RPI 26-50		W-L RECORDS		RPI 51-100		RPI 101-150		RPI 150+						
6-5-4	0-1-0	0-2-0		OVERALL		0-1-1		2-0-1		4-1-2						
3-1-2	0-0-0	0-0-0		HOME		0-1-1		2-0-1		1-0-0						
3-4-2	0-1-0	0-2-0		AWAY		0-0-0		0-0-0		3-1-2						
0-0-0	0-0-0	0-0-0		NEUTRAL		0-0-0		0-0-0		0-0-0						
<hr/>																
2-4-3	0-1-0	0-2-0		NON-CONFERENCE		0-1-1		0-0-1		2-0-1						
0-1-2	0-0-0	0-0-0		HOME		0-1-1		0-0-1		0-0-0						
2-3-1	0-1-0	0-0-		AWAY		0-0-0		0-0-0		2-0-1						
0-0-0	0-0-0	0-0-0		NEUTRAL		0-0-0		0-0-0		0-0-0						
<hr/>																
4-1-1	0-0-0	0-0-0		CONFERENCE		0-0-0		2-0-0		2-1-1						
3-0-0	0-0-0	0-0-0		HOME		0-0-0		2-0-0		1-0-0						
1-1-1	0-0-0	0-0-0		AWAY		0-0-0		0-0-0		1-1-1						
0-0-0	0-0-0	0-0-0		NEUTRAL		0-0-0		0-0-0		0-0-0						
<hr/>																
RPI	S	Opponent	Score		RPI	S	Opponent	Score		RPI	S	Opponent	Score			
21	A	West Virginia	1	4	36	A	Pepperdine	0	1	51	H	Butler	3	4		
					49	A	Iowa	0	1	88	H	Dayton	2	2		
												107	H	Milwaukee	1	0
												130	H	Oakland	2	1
												146	H	Western Mich.	0	0
												152	A	Detroit	0	2
												177	A	Valparaiso	0	0
												198	A	Ohio	1	1
												212	A	IPFW	2	1
												254	A	Green Bay	1	0
												266	A	Nevada	1	0
												311	H	Youngstown St.	1	0
<hr/>																
LAST 10 GAMES																
254 A Green Bay 1 0 311 H Youngstown St. 1 0																
107 H Milwaukee 1 0 21 A West Virginia 1 4																
152 A Detroit 0 2 51 H Butler 3 4																
177 A Valparaiso 0 0 88 H Dayton 2 2																
130 H Oakland 2 1 49 A Iowa 0 1																

Non-Div. I Games:	Findlay	4	0
--------------------------	----------------	----------	----------

Wright St.

Average RPI Win:		220	WON-LOST RECORD		WINNING PCT. RANK		LAST 10 GAMES		STRENGTH OF SCHEDULE		OPP. STRENGTH OF SCHEDULE		TEAM RPI		ADJ RPI		CONF. RPI		ADJ CONF. RPI	
DIV. I ONLY			11-4-2		.70588 48		8-0-2		223		155		109		.53247 109		22		21	
DIV. I NON-CONF.			3-4-1		.4375 197		0-0-1		203		68		196		.47597 195		22		22	
TOTALS		RPI 1-25		RPI 26-50		W-L RECORDS		RPI 51-100		RPI 101-150		RPI 150+								
11-4-2		0-1-0		0-0-0		OVERALL		0-1-0		4-1-0		7-1-2								
4-1-2		0-1-0		0-0-0		HOME		0-0-0		2-0-0		2-0-2								
6-2-0		0-0-0		0-0-0		AWAY		0-0-0		2-1-0		4-1-0								
1-1-0		0-0-0		0-0-0		NEUTRAL		0-1-0		0-0-0		1-0-0								
3-4-1		0-1-0		0-0-0		NON-CONFERENCE		0-1-0		1-1-0		2-1-1								
1-1-1		0-1-0		0-0-0		HOME		0-0-0		0-0-0		1-0-1								
1-2-0		0-0-0		0-0-		AWAY		0-0-0		1-1-0		0-1-0								
1-1-0		0-0-0		0-0-0		NEUTRAL		0-1-0		0-0-0		1-0-0								
8-0-1		0-0-0		0-0-0		CONFERENCE		0-0-0		3-0-0		5-0-1								
3-0-1		0-0-0		0-0-0		HOME		0-0-0		2-0-0		1-0-1								
5-0-0		0-0-0		0-0-0		AWAY		0-0-0		1-0-0		4-0-0								
0-0-0		0-0-0		0-0-0		NEUTRAL		0-0-0		0-0-0		0-0-0								
RPI	S	Opponent		Score		RPI	S	Opponent		Score		RPI	S	Opponent		Score				
4	H	Marquette		2 3								69	N	FGCU		0 1				
												111	A	Oregon		0 3				
												115	A	Weber St.		3 1				
												135	H	Northern Colo.		3 1				
												140	A	Hawaii		2 0				
												145	H	Northern Ariz.		2 1				
												163	H	San Francisco		0 0				
												168	A	UNLV		0 5				
												183	A	Idaho St.		1 0				
												238	H	Southern Utah		0 0				
												258	A	Montana		1 0				
												262	A	Sacramento St.		1 0				
												283	N	New Mexico St.		7 0				
												285	H	Bakersfield		4 0				
												298	A	Eastern Wash.		2 0				
												312	H	North Dakota		1 0				
LAST 10 GAMES																				
262 A Sacramento St.						1 0						258 A Montana 1 0								
183 A Idaho St.						1 0						298 A Eastern Wash. 2 0								
115 A Weber St.						3 1						312 H North Dakota 1 0								
145 H Northern Ariz.						2 1						135 H Northern Colo. 3 1								
238 H Southern Utah						0 0						163 H San Francisco 0 0								

Non-Div. I Games:

Portland St.

Average RPI Win: 174		WON-LOST	WINNING	LAST 10	STRENGTH OF		OPP. STRENGTH	TEAM	ADJ	CONF.	ADJ CONF.
Average RPI Loss: 31		RECORD	PCT. RANK	GAMES	SCHEDULE		OF SCHEDULE	RPI	RPI	RPI	RPI
DIV. I ONLY		6-12-0	.33333	265	0-10-0		20	21	111	.53167	110
DIV. I NON-CONF.		5-1-0	.83333	27	0-0-0		29	170	16	.64433	17
TOTALS		RPI 1-25	RPI 26-50		W-L RECORDS		RPI 51-100		RPI 101-150		RPI 150+
6-12-0		0-6-0	0-3-0		OVERALL		1-3-0		0-0-0		5-0-0
4-7-0		0-4-0	0-1-0		HOME		0-2-0		0-0-0		4-0-0
2-5-0		0-2-0	0-2-0		AWAY		1-1-0		0-0-0		1-0-0
0-0-0		0-0-0	0-0-0		NEUTRAL		0-0-0		0-0-0		0-0-0
5-1-0		0-1-0	0-0-0		NON-CONFERENCE		1-0-0		0-0-0		4-0-0
4-1-0		0-1-0	0-0-0		HOME		0-0-0		0-0-0		4-0-0
1-0-0		0-0-0	0-0-0		AWAY		1-0-0		0-0-0		0-0-0
0-0-0		0-0-0	0-0-0		NEUTRAL		0-0-0		0-0-0		0-0-0
1-11-0		0-5-0	0-3-0		CONFERENCE		0-3-0		0-0-0		1-0-0
0-6-0		0-3-0	0-1-0		HOME		0-2-0		0-0-0		0-0-0
1-5-0		0-2-0	0-2-0		AWAY		0-1-0		0-0-0		1-0-0
0-0-0		0-0-0	0-0-0		NEUTRAL		0-0-0		0-0-0		0-0-0
RPI S	Opponent	Score	RPI S	Opponent	Score	RPI S	Opponent	Score	RPI S	Opponent	Score
1	H Virginia	0 5	28	A Duke	0 1	59	A Navy	3 2	164	H Longwood	3 2
3	A North Carolina	0 3	33	H Boston College	2 3	61	H Clemson	0 1	167	H UNC Wilmington	2 1
5	H Georgetown	0 2	38	A Maryland	0 3	72	A Miami (FL)	1 2	186	A Pittsburgh	1 0
6	A Florida St.	0 1				85	H Syracuse	1 2	224	H Ga. Southern	4 0
10	H Virginia Tech	1 4							246	H East Tenn. St.	3 0
25	H Notre Dame	1 3									
LAST 10 GAMES											
28	A Duke	0 1	38	A Maryland	0 3						
85	H Syracuse	1 2	33	H Boston College	2 3						
1	H Virginia	0 5	10	H Virginia Tech	1 4						
61	H Clemson	0 1	6	A Florida St.	0 1						
3	A North Carolina	0 3	72	A Miami (FL)	1 2						

Non-Div. I Games:

North Carolina St.

Average RPI Win: 81		WON-LOST	WINNING	LAST 10	STRENGTH OF		OPP. STRENGTH	TEAM	ADJ	CONF.	ADJ CONF.
Average RPI Loss: 52		RECORD	PCT. RANK	GAMES	SCHEDULE		OF SCHEDULE	RPI	RPI	RPI	RPI
DIV. I ONLY		3-9-3	.3	281	1-6-3		10	43	112	.53123	111
DIV. I NON-CONF.		2-4-2	.375	229	0-1-2		20	50	98	.54507	97
TOTALS		RPI 1-25	RPI 26-50		W-L RECORDS		RPI 51-100		RPI 101-150		RPI 150+
3-9-3		0-3-1	1-2-1		OVERALL		1-3-0		1-1-0		0-0-1
3-6-3		0-2-1	1-1-1		HOME		1-2-0		1-1-0		0-0-1
0-3-0		0-1-0	0-1-0		AWAY		0-1-0		0-0-0		0-0-0
0-0-0		0-0-0	0-0-0		NEUTRAL		0-0-0		0-0-0		0-0-0
2-4-2		0-1-1	1-1-0		NON-CONFERENCE		0-1-0		1-1-0		0-0-1
2-4-2		0-1-1	1-1-0		HOME		0-1-0		1-1-0		0-0-1
0-0-0		0-0-0	0-0-		AWAY		0-0-0		0-0-0		0-0-0
0-0-0		0-0-0	0-0-0		NEUTRAL		0-0-0		0-0-0		0-0-0
1-5-1		0-2-0	0-1-1		CONFERENCE		1-2-0		0-0-0		0-0-0
1-2-1		0-1-0	0-0-1		HOME		1-1-0		0-0-0		0-0-0
0-3-0		0-1-0	0-1-0		AWAY		0-1-0		0-0-0		0-0-0
0-0-0		0-0-0	0-0-0		NEUTRAL		0-0-0		0-0-0		0-0-0
RPI S	Opponent	Score	RPI S	Opponent	Score	RPI S	Opponent	Score	RPI S	Opponent	Score
16 H	Stanford	1 2	29 H	Washington St.	0 0	55 A	Washington	1 2	109 H	Portland St.	3 0
18 H	Portland	1 2	37 A	Utah	0 1	58 H	Arizona St.	0 1	140 H	Hawaii	0 1
20 H	BYU	0 0	40 H	Texas	2 1	74 H	UC Irvine	1 2	163 H	San Francisco	1 1
23 A	Colorado	0 1	44 H	Wisconsin	1 2	95 H	Arizona	1 0			
LAST 10 GAMES											
16 H	Stanford	1 2	37 A	Utah	0 1						
55 A	Washington	1 2	29 H	Washington St.	0 0						
95 H	Arizona	1 0	163 H	San Francisco	1 1						
58 H	Arizona St.	0 1	20 H	BYU	0 0						
23 A	Colorado	0 1	74 H	UC Irvine	1 2						

Non-Div. I Games:

Oregon

[illegible]

Non-Div. I Games:

Charlotte

Average RPI Win:	213	WON-LOST RECORD	WINNING PCT. RANK	LAST 10 GAMES	STRENGTH OF SCHEDULE	OPP. STRENGTH OF SCHEDULE	TEAM RPI	ADJ RPI	CONF. RPI	ADJ CONF. RPI	
DIV. I ONLY	10-6-2	.61111	91	6-4-0	162	152	122	.52821	113	23	23
DIV. I NON-CONF.	5-3-2	.6	113	1-1-0	79	101	79	.56174	77	17	17
TOTALS	RPI 1-25	RPI 26-50	W-L RECORDS		RPI 51-100	RPI 101-150	RPI 150+				
10-6-2	0-0-0	0-0-1	OVERALL		2-2-0	1-1-1	7-3-0				
4-1-2	0-0-0	0-0-1	HOME		0-0-0	1-1-1	3-0-0				
6-5-0	0-0-0	0-0-0	AWAY		2-2-0	0-0-0	4-3-0				
0-0-0	0-0-0	0-0-0	NEUTRAL		0-0-0	0-0-0	0-0-0				
5-3-2	0-0-0	0-0-1	NON-CONFERENCE		2-2-0	1-0-1	2-1-0				
1-0-2	0-0-0	0-0-1	HOME		0-0-0	1-0-1	0-0-0				
4-3-0	0-0-0	0-0-	AWAY		2-2-0	0-0-0	2-1-0				
0-0-0	0-0-0	0-0-0	NEUTRAL		0-0-0	0-0-0	0-0-0				
5-3-0	0-0-0	0-0-0	CONFERENCE		0-0-0	0-1-0	5-2-0				
3-1-0	0-0-0	0-0-0	HOME		0-0-0	0-1-0	3-0-0				
2-2-0	0-0-0	0-0-0	AWAY		0-0-0	0-0-0	2-2-0				
0-0-0	0-0-0	0-0-0	NEUTRAL		0-0-0	0-0-0	0-0-0				
RPI S Opponent	Score	RPI S Opponent	Score	RPI S Opponent	Score	RPI S Opponent	Score				
		29 H Washington St.	0 0	55 A Washington	1 0	103 H San Diego St.	0 1				
				56 A Baylor	0 2	115 H Weber St.	0 0				
				58 A Arizona St.	2 0	120 H Creighton	2 1				
				66 A Seattle	1 2	168 A UNLV	1 2				
						182 A Fresno St.	1 2				
						183 A Idaho St.	1 2				
						208 H New Mexico	2 1				
						239 H Wyoming	2 1				
						264 A North Dakota St.	1 0				
						266 A Nevada	1 0				
						300 H San Jose St.	3 0				
						305 A Colorado St.	3 0				
						312 A North Dakota	3 1				
LAST 10 GAMES											
		208 H New Mexico	2 1	239 H Wyoming	2 1						
		103 H San Diego St.	0 1	266 A Nevada	1 0						
		305 A Colorado St.	3 0	168 A UNLV	1 2						
		182 A Fresno St.	1 2	56 A Baylor	0 2						
		300 H San Jose St.	3 0	58 A Arizona St.	2 0						

Non-Div. I Games:

Boise St.

UAB

Average RPI Win: 206
Average RPI Loss: 114

WON-LOST
RECORD

WINNING
PCT. RANK

LAST 10
GAMES

STRENGTH OF
SCHEDULE

OPP. STRENGTH
OF SCHEDULE

TEAM
RPI

ADJ
RPI

CONF.
RPI

ADJ CONF.
RPI

DIV. I ONLY		11-5-2	.66667	65	5-3-2	210	137	113	.5282	114	12	12
DIV. I NON-CONF.		7-2-0	.77778	43	1-0-0	266	188	114	.5312	114	12	12
TOTALS		RPI 1-25	RPI 26-50		W-L RECORDS	RPI 51-100		RPI 101-150		RPI 150+		
11-5-2	0-0-0		0-1-0		OVERALL	1-1-2		3-1-0		7-2-0		
4-2-2	0-0-0		0-1-0		HOME	1-0-2		1-0-0		2-1-0		
6-3-0	0-0-0		0-0-0		AWAY	0-1-0		2-1-0		4-1-0		
1-0-0	0-0-0		0-0-0		NEUTRAL	0-0-0		0-0-0		1-0-0		
7-2-0	0-0-0		0-1-0		NON-CONFERENCE	0-1-0		2-0-0		5-0-0		
2-1-0	0-0-0		0-1-0		HOME	0-0-0		1-0-0		1-0-0		
4-1-0	0-0-0		0-0-		AWAY	0-1-0		1-0-0		3-0-0		
1-0-0	0-0-0		0-0-0		NEUTRAL	0-0-0		0-0-0		1-0-0		
4-3-2	0-0-0		0-0-0		CONFERENCE	1-0-2		1-1-0		2-2-0		
2-1-2	0-0-0		0-0-0		HOME	1-0-2		0-0-0		1-1-0		
2-2-0	0-0-0		0-0-0		AWAY	0-0-0		1-1-0		1-1-0		
0-0-0	0-0-0		0-0-0		NEUTRAL	0-0-0		0-0-0		0-0-0		
RPI S	Opponent	Score	RPI S	Opponent	Score	RPI S	Opponent	Score	RPI S	Opponent	Score	
			30 H	Ole Miss	2 5	70 H	UTEP	1 1	112 A	Charlotte	0 1	
						92 H	North Texas	2 1	131 A	Marshall	1 0	
						93 H	Tulsa	0 0	136 H	South Ala.	3 2	
						97 A	Alabama	0 1	143 A	Coastal Caro.	3 1	
									158 H	FIU	2 3	
									162 A	Vanderbilt	3 1	
									172 A	Middle Tenn.	0 2	
									178 H	East Carolina	3 2	
									236 H	Troy	6 2	
									274 A	Old Dominion	2 0	
									282 A	UALR	3 1	
									316 N	Francis Marion	2 0	
									320 A	South Carolina St.	3 2	
LAST 10 GAMES												
			92 H	North Texas	2 1	178 H	East Carolina	3 2				
			93 H	Tulsa	0 0	70 H	UTEP	1 1				
			274 A	Old Dominion	2 0	131 A	Marshall	1 0				
			112 A	Charlotte	0 1	172 A	Middle Tenn.	0 2				
			158 H	FIU	2 3	282 A	UALR	3 1				

Non-Div. I Games:

UAB

Average RPI Win:	242	WON-LOST RECORD	WINNING PCT. RANK	LAST 10 GAMES	STRENGTH OF SCHEDULE	OPP. STRENGTH OF SCHEDULE	TEAM RPI	ADJ RPI	CONF. RPI	ADJ CONF. RPI		
DIV. I ONLY		9-4-4	.64706	74	6-2-2	158	216	114	.52813	115	22	21
DIV. I NON-CONF.		4-2-2	.625	96	1-0-0	96	189	88	.55146	89	22	22
<hr/>												
TOTALS	RPI 1-25	RPI 26-50		W-L RECORDS		RPI 51-100		RPI 101-150		RPI 150+		
9-4-4	0-0-0	0-2-0		OVERALL		0-0-0		2-1-2		7-1-2		
4-1-1	0-0-0	0-0-0		HOME		0-0-0		0-1-0		4-0-1		
5-2-3	0-0-0	0-1-0		AWAY		0-0-0		2-0-2		3-1-1		
0-1-0	0-0-0	0-1-0		NEUTRAL		0-0-0		0-0-0		0-0-0		
<hr/>												
4-2-2	0-0-0	0-2-0		NON-CONFERENCE		0-0-0		1-0-1		3-0-1		
1-0-1	0-0-0	0-0-0		HOME		0-0-0		0-0-0		1-0-1		
3-1-1	0-0-0	0-0-		AWAY		0-0-0		1-0-1		2-0-0		
0-1-0	0-0-0	0-1-0		NEUTRAL		0-0-0		0-0-0		0-0-0		
<hr/>												
5-2-2	0-0-0	0-0-0		CONFERENCE		0-0-0		1-1-1		4-1-1		
3-1-0	0-0-0	0-0-0		HOME		0-0-0		0-1-0		3-0-0		
2-1-2	0-0-0	0-0-0		AWAY		0-0-0		1-0-1		1-1-1		
0-0-0	0-0-0	0-0-0		NEUTRAL		0-0-0		0-0-0		0-0-0		
<hr/>												
RPI	S	Opponent	Score	RPI	S	Opponent	Score	RPI	S	Opponent	Score	
				29	N	Washington St.	0 1			109	H Portland St.	1 3
				37	A	Utah	0 4			113	A Boise St.	0 0
										119	A Utah St.	1 0
										135	A Northern Colo.	1 1
										145	A Northern Ariz.	2 1
										160	H UC Santa Barbara	1 1
										183	A Idaho St.	1 1
										230	A Utah Valley	2 1
										238	A Southern Utah	1 2
										239	A Wyoming	3 2
										258	H Montana	2 0
										262	H Sacramento St.	3 1
										298	H Eastern Wash.	3 0
										312	A North Dakota	3 0
										313	H Idaho	3 0
<hr/>												
LAST 10 GAMES												
				312	A	North Dakota	3 0	145	A	Northern Ariz.	2 1	
				135	A	Northern Colo.	1 1	238	A	Southern Utah	1 2	
				262	H	Sacramento St.	3 1	298	H	Eastern Wash.	3 0	
				109	H	Portland St.	1 3	258	H	Montana	2 0	
				183	A	Idaho St.	1 1	119	A	Utah St.	1 0	

Non-Div. I Games:

Weber St.

Average RPI Win: 155		WON-LOST RECORD		WINNING PCT. RANK		LAST 10 GAMES		STRENGTH OF SCHEDULE		OPP. STRENGTH OF SCHEDULE		TEAM RPI		ADJ RPI		CONF. RPI		ADJ CONF. RPI	
DIV. I ONLY		6-9-2		.41176 213		2-7-1		49		57		116		.52802 116		3		3	
DIV. I NON-CONF.		5-3-1		.61111 106		1-1-0		129		87		101		.54245 100		3		3	
TOTALS		RPI 1-25		RPI 26-50		W-L RECORDS		RPI 51-100		RPI 101-150		RPI 150+							
6-9-2		1-1-0		0-3-2		OVERALL		1-5-0		1-0-0		3-0-0							
3-5-0		0-0-0		0-2-0		HOME		0-3-0		0-0-0		3-0-0							
2-3-1		1-1-0		0-1-1		AWAY		1-1-0		0-0-0		0-0-0							
1-1-1		0-0-0		0-0-1		NEUTRAL		0-1-0		1-0-0		0-0-0							
5-3-1		0-0-0		0-1-1		NON-CONFERENCE		1-2-0		1-0-0		3-0-0							
3-2-0		0-0-0		0-1-0		HOME		0-1-0		0-0-0		3-0-0							
1-0-0		0-0-0		0-0-		AWAY		1-0-0		0-0-0		0-0-0							
1-1-1		0-0-0		0-0-1		NEUTRAL		0-1-0		1-0-0		0-0-0							
1-6-1		1-1-0		0-2-1		CONFERENCE		0-3-0		0-0-0		0-0-0							
0-3-0		0-0-0		0-1-0		HOME		0-2-0		0-0-0		0-0-0							
1-3-1		1-1-0		0-1-1		AWAY		0-1-0		0-0-0		0-0-0							
0-0-0		0-0-0		0-0-0		NEUTRAL		0-0-0		0-0-0		0-0-0							
RPI	S	Opponent		Score		RPI	S	Opponent		Score		RPI	S	Opponent		Score			
16	A	Stanford		1 0		26	A	California		1 1		55	H	Washington		0 1			
23	A	Colorado		1 2		29	H	Washington St.		0 2		58	A	Arizona St.		0 1			
						30	N	Ole Miss		1 1		79	N	LSU		0 1			
						36	H	Pepperdine		0 1		86	A	San Diego		4 2			
						37	A	Utah		0 1		94	H	Cal St. Fullerton		1 2			
												95	H	Arizona		2 3			
LAST 10 GAMES																			
						37	A	Utah		0 1		29	H	Washington St.		0 2			
						23	A	Colorado		1 2		55	H	Washington		0 1			
						95	H	Arizona		2 3		58	A	Arizona St.		0 1			
						16	A	Stanford		1 0		94	H	Cal St. Fullerton		1 2			
						26	A	California		1 1		278	H	Fla. Atlantic		2 0			

Non-Div. I Games:

Southern California

Average RPI Win: 132		WON-LOST RECORD		WINNING PCT. RANK		LAST 10 GAMES		STRENGTH OF SCHEDULE		OPP. STRENGTH OF SCHEDULE		TEAM RPI		ADJ RPI		CONF. RPI		ADJ CONF. RPI		
Average RPI Loss: 47																				
DIV. I ONLY		4-12-1		.26471 290		2-6-1		3		51		120		.52752 117		6		6		
DIV. I NON-CONF.		3-5-1		.38889 221		1-0-1		7		23		71		.5695 68		6		6		
TOTALS		RPI 1-25		RPI 26-50		W-L RECORDS		RPI 51-100		RPI 101-150		RPI 150+								
4-12-1		0-4-0		0-3-1		OVERALL		1-4-0		1-1-0		2-0-0								
2-5-0		0-1-0		0-1-0		HOME		1-2-0		0-1-0		1-0-0								
1-7-1		0-3-0		0-2-1		AWAY		0-2-0		1-0-0		0-0-0								
1-0-0		0-0-0		0-0-0		NEUTRAL		0-0-0		0-0-0		1-0-0								
3-5-1		0-3-0		0-1-1		NON-CONFERENCE		1-1-0		0-0-0		2-0-0								
2-1-0		0-0-0		0-0-0		HOME		1-1-0		0-0-0		1-0-0								
0-4-1		0-3-0		0-1-		AWAY		0-0-0		0-0-0		0-0-0								
1-0-0		0-0-0		0-0-0		NEUTRAL		0-0-0		0-0-0		1-0-0								
1-7-0		0-1-0		0-2-0		CONFERENCE		0-3-0		1-1-0		0-0-0								
0-4-0		0-1-0		0-1-0		HOME		0-1-0		0-1-0		0-0-0								
1-3-0		0-0-0		0-1-0		AWAY		0-2-0		1-0-0		0-0-0								
0-0-0		0-0-0		0-0-0		NEUTRAL		0-0-0		0-0-0		0-0-0								
RPI S	Opponent	Score		RPI S	Opponent	Score		RPI S	Opponent	Score		RPI S	Opponent	Score						
6 A	Florida St.	0	1	34 H	Texas Tech	1	2	53 A	Oklahoma St.	1	4	124 A	TCU	1	0					
12 A	Florida	0	3	37 A	Utah	1	1	53 H	Oklahoma St.	1	2	132 H	Iowa St.	1	4					
20 A	BYU	2	3	40 A	Texas	0	1	56 A	Baylor	0	1	157 N	Kennesaw St.	2	0					
21 H	West Virginia	1	2	48 A	Tennessee	1	3	63 H	Oral Roberts	1	0	184 H	Texas St.	4	0					
LAST 10 GAMES																				
132 H		Iowa St.	1	4	34 H		Texas Tech	1	2	53 H		Oklahoma St.	1	2	56 A		Baylor	0	1	
184 H		Texas St.	4	0	53 H		Oklahoma St.	1	2	37 A		Utah	1	1	20 A		BYU	2	3	
21 H		West Virginia	1	2	56 A		Baylor	0	1	40 A		Texas	0	1	124 A		TCU	1	0	
40 A		Texas	0	1	37 A		Utah	1	1	20 A		BYU	2	3						
124 A		TCU	1	0	20 A		BYU	2	3											

Non-Div. I Games:

Oklahoma

Average RPI Win:	206	WON-LOST RECORD	WINNING PCT. RANK	LAST 10 GAMES	STRENGTH OF SCHEDULE	OPP. STRENGTH OF SCHEDULE	TEAM RPI	ADJ RPI	CONF. RPI	ADJ CONF. RPI	
Average RPI Loss:	73										
DIV. I ONLY	5-5-4	.5	152	3-4-3	87	100	115	.5273	118	8	8
DIV. I NON-CONF.	5-1-3	.72222	57	3-0-2	131	98	67	.56863	70	10	10
<hr/>											
TOTALS	RPI 1-25	RPI 26-50		W-L RECORDS	RPI 51-100		RPI 101-150		RPI 150+		
5-5-4	0-0-0	0-1-1		OVERALL	0-4-1		0-0-1		5-0-1		
3-1-3	0-0-0	0-0-1		HOME	0-1-1		0-0-0		3-0-1		
2-4-1	0-0-0	0-1-0		AWAY	0-3-0		0-0-1		2-0-0		
0-0-0	0-0-0	0-0-0		NEUTRAL	0-0-0		0-0-0		0-0-0		
<hr/>											
5-1-3	0-0-0	0-1-1		NON-CONFERENCE	0-0-1		0-0-1		5-0-0		
3-0-2	0-0-0	0-0-1		HOME	0-0-1		0-0-0		3-0-0		
2-1-1	0-0-0	0-0-		AWAY	0-0-0		0-0-1		2-0-0		
0-0-0	0-0-0	0-0-0		NEUTRAL	0-0-0		0-0-0		0-0-0		
<hr/>											
0-4-1	0-0-0	0-0-0		CONFERENCE	0-4-0		0-0-0		0-0-1		
0-1-1	0-0-0	0-0-0		HOME	0-1-0		0-0-0		0-0-1		
0-3-0	0-0-0	0-0-0		AWAY	0-3-0		0-0-0		0-0-0		
0-0-0	0-0-0	0-0-0		NEUTRAL	0-0-0		0-0-0		0-0-0		
<hr/>											
RPI	S	Opponent	Score	RPI	S	Opponent	Score	RPI	S	Opponent	Score
				35	A	Rutgers	1 5	122	A	Seton Hall	0 0
				42	H	William & Mary	1 1	78	A	Harvard	0 4
								83	H	La Salle	0 0
								84	H	Yale	2 3
								96	A	Dartmouth	0 2
										</	

Non-Div. I Games:

Princeton

Average RPI Win:		212	WON-LOST RECORD		WINNING PCT. RANK	LAST 10 GAMES	STRENGTH OF SCHEDULE		OPP. STRENGTH OF SCHEDULE	TEAM RPI	ADJ RPI	CONF. RPI	ADJ CONF. RPI				
Average RPI Loss:		127															
DIV. I ONLY			9-6-3	.58333	109	5-4-1	136		150	121	.52729	119	23	23			
DIV. I NON-CONF.			4-3-2	.55556	137	0-1-0	22		69	54	.5874	54	17	17			
TOTALS		RPI 1-25		RPI 26-50		W-L RECORDS		RPI 51-100		RPI 101-150		RPI 150+					
9-6-3		0-0-1		0-1-0		OVERALL		1-1-1		1-2-0		7-2-1					
4-3-2		0-0-1		0-0-0		HOME		0-1-0		1-2-0		3-0-1					
5-3-1		0-0-0		0-1-0		AWAY		1-0-1		0-0-0		4-2-0					
0-0-0		0-0-0		0-0-0		NEUTRAL		0-0-0		0-0-0		0-0-0					
4-3-2		0-0-1		0-1-0		NON-CONFERENCE		1-1-1		1-1-0		2-0-0					
2-2-1		0-0-1		0-0-0		HOME		0-1-0		1-1-0		1-0-0					
2-1-1		0-0-0		0-0-		AWAY		1-0-1		0-0-0		1-0-0					
0-0-0		0-0-0		0-0-0		NEUTRAL		0-0-0		0-0-0		0-0-0					
5-3-1		0-0-0		0-0-0		CONFERENCE		0-0-0		0-1-0		5-2-1					
2-1-1		0-0-0		0-0-0		HOME		0-0-0		0-1-0		2-0-1					
3-2-0		0-0-0		0-0-0		AWAY		0-0-0		0-0-0		3-2-0					
0-0-0		0-0-0		0-0-0		NEUTRAL		0-0-0		0-0-0		0-0-0					
RPI	S	Opponent		Score		RPI	S	Opponent		Score		RPI	S	Opponent		Score	
8	H	Nebraska		2	2	37	A	Utah		0	3	60	H	Arkansas		2	3
												70	A	UTEP		1	0
												94	A	Cal St. Fullerton		0	0

Non-Div. I Games:

Utah St.

Average RPI Win: 229		WON-LOST	WINNING	LAST 10	STRENGTH OF		OPP. STRENGTH	TEAM	ADJ	CONF.	ADJ CONF.
Average RPI Loss: 59		RECORD	PCT. RANK	GAMES	SCHEDULE		OF SCHEDULE	RPI	RPI	RPI	RPI
DIV. I ONLY		9-7-1	.55882	120	3-5-1		121	118	117	.52694	120
DIV. I NON-CONF.		7-2-0	.77778	43	1-0-0		264	283	125	.52227	125
TOTALS		RPI 1-25	RPI 26-50		W-L RECORDS		RPI 51-100		RPI 101-150		RPI 150+
9-7-1		0-2-0	0-1-0		OVERALL		0-2-1		3-2-0		6-0-0
6-3-0		0-1-0	0-1-0		HOME		0-1-0		1-0-0		5-0-0
3-4-1		0-1-0	0-0-0		AWAY		0-1-1		2-2-0		1-0-0
0-0-0		0-0-0	0-0-0		NEUTRAL		0-0-0		0-0-0		0-0-0
7-2-0		0-0-0	0-0-0		NON-CONFERENCE		0-0-0		1-2-0		6-0-0
6-0-0		0-0-0	0-0-0		HOME		0-0-0		1-0-0		5-0-0
1-2-0		0-0-0	0-0-		AWAY		0-0-0		0-2-0		1-0-0
0-0-0		0-0-0	0-0-0		NEUTRAL		0-0-0		0-0-0		0-0-0
2-5-1		0-2-0	0-1-0		CONFERENCE		0-2-1		2-0-0		0-0-0
0-3-0		0-1-0	0-1-0		HOME		0-1-0		0-0-0		0-0-0
2-2-1		0-1-0	0-0-0		AWAY		0-1-1		2-0-0		0-0-0
0-0-0		0-0-0	0-0-0		NEUTRAL		0-0-0		0-0-0		0-0-0
RPI S	Opponent	Score	RPI S	Opponent	Score	RPI S	Opponent	Score	RPI S	Opponent	Score
4	H Marquette	1 2	45	H DePaul	1 2	51	H Butler	0 1	113	A Boise St.	1 2
5	A Georgetown	0 4				57	A St. John's (NY)	0 0	119	A Utah St.	0 3
						77	A Villanova	0 2	122	A Seton Hall	1 0
									135	H Northern Colo.	4 1
									141	A Providence	3 2
									201	A UMKC	1 0
									258	H Montana	2 1
									284	H Neb. Omaha	3 2
									291	H South Dakota	4 0
									312	H North Dakota	6 0
									313	H Idaho	6 1
LAST 10 GAMES											
	122 A Seton Hall	1 0		141 A Providence	3 2						
	51 H Butler	0 1		57 A St. John's (NY)	0 0						
	5 A Georgetown	0 4		4 H Marquette	1 2						
	77 A Villanova	0 2		284 H Neb. Omaha	3 2						
	45 H DePaul	1 2		258 H Montana	2 1						

Non-Div. I Games:

Creighton

Average RPI Win:	208	WON-LOST	WINNING	LAST 10	STRENGTH OF	OPP. STRENGTH	TEAM	ADJ	CONF.	ADJ CONF.		
Average RPI Loss:	141	RECORD	PCT. RANK	GAMES	SCHEDULE	OF SCHEDULE	RPI	RPI	RPI	RPI		
DIV. I ONLY		8-5-5	.58333	109	7-2-1	118	184	118	.52666	121	19	19
DIV. I NON-CONF.		2-3-5	.45	186	1-0-1	83	155	137	.51388	137	21	21
<hr/>												
TOTALS	RPI 1-25	RPI 26-50		W-L RECORDS		RPI 51-100		RPI 101-150		RPI 150+		
8-5-5	0-0-0	0-1-1		OVERALL		0-1-0		1-0-0		7-3-4		
5-3-2	0-0-0	0-1-0		HOME		0-1-0		0-0-0		5-1-2		
3-2-3	0-0-0	0-0-1		AWAY		0-0-0		1-0-0		2-2-2		
0-0-0	0-0-0	0-0-0		NEUTRAL		0-0-0		0-0-0		0-0-0		
<hr/>												
2-3-5	0-0-0	0-1-1		NON-CONFERENCE		0-1-0		0-0-0		2-1-4		
2-2-2	0-0-0	0-1-0		HOME		0-1-0		0-0-0		2-0-2		
0-1-3	0-0-0	0-1-		AWAY		0-0-0		0-0-0		0-1-2		
0-0-0	0-0-0	0-0-0		NEUTRAL		0-0-0		0-0-0		0-0-0		
<hr/>												
6-2-0	0-0-0	0-0-0		CONFERENCE		0-0-0		1-0-0		5-2-0		
3-1-0	0-0-0	0-0-0		HOME		0-0-0		0-0-0		3-1-0		
3-1-0	0-0-0	0-0-0		AWAY		0-0-0		1-0-0		2-1-0		
0-0-0	0-0-0	0-0-0		NEUTRAL		0-0-0		0-0-0		0-0-0		
<hr/>												
RPI S	Opponent	Score	RPI S	Opponent	Score	RPI S	Opponent	Score	RPI S	Opponent	Score	
			37 H	Utah	0 2	64 H	Memphis	0 1	136 A	South Ala.	1 0	
			48 A	Tennessee	0 0				151 H	Austin Peay	1 1	
									154 H	Rice	0 0	
									159 A	Western Caro.	0 2	
									165 H	La.-Lafayette	2 0	
									184 A	Texas St.	1 0	
									188 H	Indiana St.	2 1	
									199 H	Lipscomb	2 1	
									203 A	Evansville	0 0	
									215 A	Arkansas St.	0 3	
									231 A	Belmont	1 1	
									232 H	Georgia St.	0 1	
									236 H	Troy	1 0	
									276 H	La.-Monroe	2 0	
									282 A	UALR	1 0	
<hr/>												
LAST 10 GAMES												
			203 A	Evansville	0 0	236 H	Troy	1 0				
			232 H	Georgia St.	0 1	184 A	Texas St.	1 0				
			282 A	UALR	1 0	165 H	La.-Lafayette	2 0				
			215 A	Arkansas St.	0 3	276 H	La.-Monroe	2 0				
			136 A	South Ala.	1 0	199 H	Lipscomb	2 1				

Non-Div. I Games:

Western Ky.




Average RPI Win:		145	WON-LOST RECORD		WINNING PCT. RANK		LAST 10 GAMES		STRENGTH OF SCHEDULE		OPP. STRENGTH OF SCHEDULE		TEAM RPI		ADJ RPI		CONF. RPI		ADJ CONF. RPI								
DIV. I ONLY			5-10-2		.35294 250		4-6-0		19		81		119		.52455 122		4		4								
DIV. I NON-CONF.			2-5-2		.33333 245		1-1-0		24		150		126		.52061 128		5		5								
TOTALS		RPI 1-25		RPI 26-50		W-L RECORDS		RPI 51-100		RPI 101-150		RPI 150+															
5-10-2		0-2-0		0-2-0		OVERALL		2-2-1		1-3-1		2-1-0															
5-2-2		0-1-0		0-0-0		HOME		2-0-1		1-1-1		2-0-0															
0-7-0		0-1-0		0-1-0		AWAY		0-2-0		0-2-0		0-1-0															
0-1-0		0-0-0		0-1-0		NEUTRAL		0-0-0		0-0-0		0-0-0															
2-5-2		0-1-0		0-1-0		NON-CONFERENCE		0-1-1		0-1-1		2-1-0															
2-0-2		0-0-0		0-0-0		HOME		0-0-1		0-0-1		2-0-0															
0-4-0		0-1-0		0-0-		AWAY		0-1-0		0-1-0		0-1-0															
0-1-0		0-0-0		0-1-0		NEUTRAL		0-0-0		0-0-0		0-0-0															
3-5-0		0-1-0		0-1-0		CONFERENCE		2-1-0		1-2-0		0-0-0															
3-2-0		0-1-0		0-0-0		HOME		2-0-0		1-1-0		0-0-0															
0-3-0		0-0-0		0-1-0		AWAY		0-1-0		0-1-0		0-0-0															
0-0-0		0-0-0		0-0-0		NEUTRAL		0-0-0		0-0-0		0-0-0															
RPI	S	Opponent		Score		RPI	S	Opponent		Score		RPI	S	Opponent		Score											
1	A	Virginia		0	3	42	N	William & Mary		0	1	51	H	Butler		3	1	105	A	Delaware		1	2				
4	H	Marquette		0	1	45	A	DePaul		0	1	57	A	St. John's (NY)		0	1	118	H	Princeton		0	0				
												65	A	Monmouth		2	3	120	H	Creighton		0	1				
												77	H	Villanova		5	0	127	A	Xavier		1	2				
												90	H	Stony Brook		2	2	141	H	Providence		1	0				
																		217	H	Army		2	0				
																		237	H	Marist		2	1				
																		263	A	LIU Brooklyn		0	1				
						LAST 10 GAMES																					
						57 A St. John's (NY)						0	1	45 A DePaul						0	1						
						77 H Villanova						5	0	51 H Butler						3	1						
						4 H Marquette						0	1	141 H Providence						1	0						
						127 A Xavier						1	2	237 H Marist						2	1						
						120 H Creighton						0	1	105 A Delaware						1	2						

Non-Div. I Games:

Seton Hall

Average RPI Win: 213		WON-LOST RECORD		WINNING PCT. RANK		LAST 10 GAMES		STRENGTH OF SCHEDULE		OPP. STRENGTH OF SCHEDULE		TEAM RPI		ADJ RPI		CONF. RPI		ADJ CONF. RPI	
DIV. I ONLY		8-8-1		.5 152		4-5-1		111		69		123		.52183 123		7		7	
DIV. I NON-CONF.		5-3-0		.625 96		1-0-0		189		96		121		.52564 121		7		7	
TOTALS		RPI 1-25		RPI 26-50		W-L RECORDS		RPI 51-100		RPI 101-150		RPI 150+							
8-8-1		0-3-0		0-2-0		OVERALL		0-3-1		2-0-0		6-0-0							
6-3-1		0-2-0		0-0-0		HOME		0-1-1		2-0-0		4-0-0							
2-5-0		0-1-0		0-2-0		AWAY		0-2-0		0-0-0		2-0-0							
0-0-0		0-0-0		0-0-0		NEUTRAL		0-0-0		0-0-0		0-0-0							
5-3-0		0-1-0		0-0-0		NON-CONFERENCE		0-2-0		1-0-0		4-0-0							
4-1-0		0-0-0		0-0-0		HOME		0-1-0		1-0-0		3-0-0							
1-2-0		0-1-0		0-0-		AWAY		0-1-0		0-0-0		1-0-0							
0-0-0		0-0-0		0-0-0		NEUTRAL		0-0-0		0-0-0		0-0-0							
3-5-1		0-2-0		0-2-0		CONFERENCE		0-1-1		1-0-0		2-0-0							
2-2-1		0-2-0		0-0-0		HOME		0-0-1		1-0-0		1-0-0							
1-3-0		0-0-0		0-2-0		AWAY		0-1-0		0-0-0		1-0-0							
0-0-0		0-0-0		0-0-0		NEUTRAL		0-0-0		0-0-0		0-0-0							
RPI S	Opponent	Score		RPI S	Opponent	Score		RPI S	Opponent	Score		RPI S	Opponent	Score					
11 H	UCF	0	1	35 A	Rutgers	0	1	56 H	Baylor	0	2	124 H	TCU	2	0				
17 A	South Carolina	0	2	47 A	Connecticut	1	2	60 A	Arkansas	2	3	129 H	Cincinnati	2	1				
19 H	Louisville	2	4					62 H	South Fla.	0	0	185 A	Davidson	3	0				
								64 A	Memphis	1	2	206 H	Sam Houston St.	4	0				
												233 A	Temple	1	0				
												245 H	Houston	2	1				
												276 H	La.-Monroe	6	1				
												305 H	Colorado St.	4	0				

TCU

 Tie,  Loss,  Non-Conf, S Site, H Home, A Away, N Neutral Page 124

Average RPI Win: 200		WON-LOST	WINNING	LAST 10	STRENGTH OF		OPP. STRENGTH	TEAM	ADJ		CONF.	ADJ CONF.							
Average RPI Loss: 70		RECORD	PCT. RANK	GAMES	SCHEDULE		OF SCHEDULE	RPI	RPI		RPI	RPI							
DIV. I ONLY		10-7-0	.58824	100	6-4-0		175	108	124	.52046	125	11	11						
DIV. I NON-CONF.		4-6-0	.4	215	0-3-0		206	94	213	.46372	212	11	11						
<hr/>																			
TOTALS		RPI 1-25	RPI 26-50		W-L RECORDS		RPI 51-100		RPI 101-150		RPI 150+								
10-7-0	0-1-0	0-1-0		OVERALL		2-4-0		1-1-0		7-0-0									
6-1-0	0-0-0	0-0-0		HOME		2-1-0		0-0-0		4-0-0									
4-6-0	0-1-0	0-1-0		AWAY		0-3-0		1-1-0		3-0-0									
0-0-0	0-0-0	0-0-0		NEUTRAL		0-0-0		0-0-0		0-0-0									
<hr/>																			
4-6-0	0-1-0	0-1-0		NON-CONFERENCE		0-3-0		0-1-0		4-0-0									
3-0-0	0-0-0	0-0-0		HOME		0-0-0		0-0-0		3-0-0									
1-6-0	0-1-0	0-0-		AWAY		0-3-0		0-1-0		1-0-0									
0-0-0	0-0-0	0-0-0		NEUTRAL		0-0-0		0-0-0		0-0-0									
<hr/>																			
6-1-0	0-0-0	0-0-0		CONFERENCE		2-1-0		1-0-0		3-0-0									
3-1-0	0-0-0	0-0-0		HOME		2-1-0		0-0-0		1-0-0									
3-0-0	0-0-0	0-0-0		AWAY		0-0-0		1-0-0		2-0-0									
0-0-0	0-0-0	0-0-0		NEUTRAL		0-0-0		0-0-0		0-0-0									
<hr/>																			
RPI S	Opponent	Score		RPI S	Opponent	Score		RPI S	Opponent	Score		RPI S	Opponent	Score					
14 A	Santa Clara	0	4	31 A	Texas A&M	0	4	56 A	Baylor	0	4	140 A	Hawaii	3	2				
								66 A	Seattle	0	4	149 A	St. Mary's (CA)	1	2				
								74 H	UC Irvine	3	4	160 A	UC Santa Barbara	2	1				
								76 H	Long Beach St.	2	0	195 A	Cal St. Northridge	1	0				
								94 H	Cal St. Fullerton	1	0	242 H	UC Riverside	3	1				
								99 A	Oregon St.	0	3	250 H	Loyola Marymount	3	0				
																262 H	Sacramento St.	4	0
																285 A	Bakersfield	5	2
																300 H	San Jose St.	3	0
<hr/>																			
LAST 10 GAMES																			
160 A UC Santa Barbara						2	1	74 H UC Irvine						3	4				
242 H UC Riverside						3	1	76 H Long Beach St.						2	0				
94 H Cal St. Fullerton						1	0	14 A Santa Clara						0	4				
140 A Hawaii						3	2	149 A St. Mary's (CA)						1	2				
195 A Cal St. Northridge						1	0	66 A Seattle						0	4				

Non-Div. I Games:

Cal Poly

Average RPI Win: 155		WON-LOST RECORD		WINNING PCT. RANK		LAST 10 GAMES		STRENGTH OF SCHEDULE		OPP. STRENGTH OF SCHEDULE		TEAM RPI		ADJ RPI		CONF. RPI		ADJ CONF. RPI	
DIV. I ONLY		6-10-2		.38889 229		3-6-1		45		83		126		.51878 126		6		6	
DIV. I NON-CONF.		5-5-1		.5 148		2-1-0		105		95		122		.52493 122		6		6	
TOTALS		RPI 1-25		RPI 26-50		W-L RECORDS		RPI 51-100		RPI 101-150		RPI 150+							
6-10-2		0-2-0		0-2-0		OVERALL		3-4-1		0-1-1		3-1-0							
4-4-0		0-0-0		0-1-0		HOME		3-1-0		0-1-0		1-1-0							
2-6-1		0-2-0		0-1-0		AWAY		0-3-0		0-0-1		2-0-0							
0-0-1		0-0-0		0-0-0		NEUTRAL		0-0-1		0-0-0		0-0-0							
5-5-1		0-1-0		0-0-0		NON-CONFERENCE		2-3-1		0-0-0		3-1-0							
3-2-0		0-0-0		0-0-0		HOME		2-1-0		0-0-0		1-1-0							
2-3-0		0-1-0		0-0-		AWAY		0-2-0		0-0-0		2-0-0							
0-0-1		0-0-0		0-0-0		NEUTRAL		0-0-1		0-0-0		0-0-0							
1-5-1		0-1-0		0-2-0		CONFERENCE		1-1-0		0-1-1		0-0-0							
1-2-0		0-0-0		0-1-0		HOME		1-0-0		0-1-0		0-0-0							
0-3-1		0-1-0		0-1-0		AWAY		0-1-0		0-0-1		0-0-0							
0-0-0		0-0-0		0-0-0		NEUTRAL		0-0-0		0-0-0		0-0-0							
RPI S	Opponent		Score		RPI S	Opponent		Score		RPI S	Opponent		Score		RPI S	Opponent		Score	
14 A	Santa Clara		2	3	34 A	Texas Tech		0	1	53 A	Oklahoma St.		0	2	124 H	TCU		0	1
21 A	West Virginia		0	2	40 H	Texas		0	1	56 H	Baylor		2	0	132 A	Iowa St.		0	0
										58 A	Arizona St.		0	4	163 H	San Francisco		0	1
										60 A	Arkansas		0	1	187 A	South Dakota St.		2	1
										81 H	Illinois St.		2	0	241 A	Missouri St.		1	0
										86 H	San Diego		0	2	273 H	Pacific		3	0
										91 H	Purdue		4	1					
										95 N	Arizona		1	1					
				LAST 10 GAMES															
				53 A	Oklahoma St.		0	2	40 H	Texas		0	1						
				34 A	Texas Tech		0	1	132 A	Iowa St.		0	0						
				56 H	Baylor		2	0	14 A	Santa Clara		2	3						
				21 A	West Virginia		0	2	81 H	Illinois St.		2	0						
				124 H	TCU		0	1	187 A	South Dakota St.		2	1						

Non-Div. I Games:

Kansas

Average RPI Win: 192		WON-LOST	WINNING	LAST 10	STRENGTH OF		OPP. STRENGTH	TEAM	ADJ	CONF.	ADJ CONF.				
Average RPI Loss: 52		RECORD	PCT. RANK	GAMES	SCHEDULE		OF SCHEDULE	RPI	RPI	RPI	RPI				
DIV. I ONLY		7-8-1	.46875	180	2-7-0		100	73	125	.51865	127	4	4		
DIV. I NON-CONF.		6-1-1	.8125	30	1-0-0		209	190	78	.55816	80	5	5		
TOTALS		RPI 1-25	RPI 26-50		W-L RECORDS		RPI 51-100		RPI 101-150		RPI 150+				
7-8-1		0-2-0	0-2-0		OVERALL		1-3-0		2-1-0		4-0-1				
4-3-0		0-1-0	0-1-0		HOME		0-1-0		2-0-0		2-0-0				
2-5-1		0-1-0	0-1-0		AWAY		1-2-0		0-1-0		1-0-1				
1-0-0		0-0-0	0-0-0		NEUTRAL		0-0-0		0-0-0		1-0-0				
6-1-1		0-0-0	0-1-0		NON-CONFERENCE		1-0-0		1-0-0		4-0-1				
3-0-0		0-0-0	0-0-0		HOME		0-0-0		1-0-0		2-0-0				
2-1-1		0-0-0	0-0-		AWAY		1-0-0		0-0-0		1-0-1				
1-0-0		0-0-0	0-0-0		NEUTRAL		0-0-0		0-0-0		1-0-0				
1-7-0		0-2-0	0-1-0		CONFERENCE		0-3-0		1-1-0		0-0-0				
1-3-0		0-1-0	0-1-0		HOME		0-1-0		1-0-0		0-0-0				
0-4-0		0-1-0	0-0-0		AWAY		0-2-0		0-1-0		0-0-0				
0-0-0		0-0-0	0-0-0		NEUTRAL		0-0-0		0-0-0		0-0-0				
RPI	S	Opponent	Score	RPI	S	Opponent	Score	RPI	S	Opponent	Score	RPI	S	Opponent	Score
4	H	Marquette	0 3	32	A	Indiana	0 3	51	A	Butler	0 1	122	H	Seton Hall	2 1
5	A	Georgetown	1 7	45	H	DePaul	0 1	57	A	St. John's (NY)	0 2	129	H	Cincinnati	3 0
								77	H	Villanova	1 2	141	A	Providence	1 2
								91	A	Purdue	4 3	203	H	Evansville	1 0
												216	A	Morehead St.	1 0
												251	A	Eastern Ky.	0 0
												269	H	Northern Ky.	1 0
												312	N	North Dakota	3 0
LAST 10 GAMES															
				45	H	DePaul	0 1	77	H	Villanova	1 2				
				51	A	Butler	0 1	5	A	Georgetown	1 7				
				141	A	Providence	1 2	57	A	St. John's (NY)	0 2				
				122	H	Seton Hall	2 1	269	H	Northern Ky.	1 0				
				4	H	Marquette	0 3	32	A	Indiana	0 3				

Non-Div. I Games: Northwestern Ohio 2 0

Xavier

Average RPI Win: 223		WON-LOST	WINNING	LAST 10	STRENGTH OF		OPP. STRENGTH	TEAM	ADJ	CONF.	ADJ CONF.
Average RPI Loss: 102		RECORD	PCT. RANK	GAMES	SCHEDULE		OF SCHEDULE	RPI	RPI	RPI	RPI
DIV. I ONLY		10-7-0	.58824	100	6-4-0		160	153	127	.51823	128
DIV. I NON-CONF.		4-4-0	.5	148	0-1-0		134	90	139	.51206	138
TOTALS		RPI 1-25	RPI 26-50		W-L RECORDS		RPI 51-100		RPI 101-150		RPI 150+
10-7-0		0-1-0	0-1-0		OVERALL		0-3-0		0-0-0		10-2-0
5-4-0		0-1-0	0-0-0		HOME		0-2-0		0-0-0		5-1-0
4-3-0		0-0-0	0-1-0		AWAY		0-1-0		0-0-0		4-1-0
1-0-0		0-0-0	0-0-0		NEUTRAL		0-0-0		0-0-0		1-0-0
4-4-0		0-1-0	0-1-0		NON-CONFERENCE		0-2-0		0-0-0		4-0-0
1-3-0		0-1-0	0-0-0		HOME		0-2-0		0-0-0		1-0-0
2-1-0		0-0-0	0-0-		AWAY		0-0-0		0-0-0		2-0-0
1-0-0		0-0-0	0-0-0		NEUTRAL		0-0-0		0-0-0		1-0-0
6-3-0		0-0-0	0-0-0		CONFERENCE		0-1-0		0-0-0		6-2-0
4-1-0		0-0-0	0-0-0		HOME		0-0-0		0-0-0		4-1-0
2-2-0		0-0-0	0-0-0		AWAY		0-1-0		0-0-0		2-1-0
0-0-0		0-0-0	0-0-0		NEUTRAL		0-0-0		0-0-0		0-0-0
RPI S	Opponent	Score		RPI S	Opponent	Score		RPI S	Opponent	Score	
22 H	Minnesota	0	3	39 A	Georgia	0	1	69 A	FGCU	1	2
								72 H	Miami (FL)	2	3
								75 H	Furman	1	2
								157 H	Kennesaw St.	1	2
								158 H	FIU	2	1
								192 H	Mercer	2	1
								199 H	Lipscomb	2	0
								202 H	North Florida	3	1
								220 A	Stetson	2	1
								224 A	Ga. Southern	2	1
								232 A	Georgia St.	1	0
								246 A	East Tenn. St.	3	0
								269 H	Northern Ky.	3	2
								277 A	USC Upstate	0	1
								288 N	Niagara	3	2
				LAST 10 GAMES							
				192 H	Mercer	2	1	199 H	Lipscomb	2	0
				157 H	Kennesaw St.	1	2	202 H	North Florida	3	1
				246 A	East Tenn. St.	3	0	220 A	Stetson	2	1
				277 A	USC Upstate	0	1	69 A	FGCU	1	2
				269 H	Northern Ky.	3	2	75 H	Furman	1	2

Non-Div. I Games: Flagler 6 0

Jacksonville

Average RPI Win:	176	WON-LOST RECORD	WINNING PCT. RANK	LAST 10 GAMES	STRENGTH OF SCHEDULE	OPP. STRENGTH OF SCHEDULE	TEAM RPI	ADJ RPI	CONF. RPI	ADJ CONF. RPI	
DIV. I ONLY	8-10-1	.44737	190	5-4-1	83	76	129	.518	129	7	7
DIV. I NON-CONF.	4-6-0	.4	215	1-0-0	130	104	171	.48748	172	7	7
<hr/>											
TOTALS	RPI 1-25	RPI 26-50		W-L RECORDS	RPI 51-100		RPI 101-150		RPI 150+		
8-10-1	0-2-1	0-2-0		OVERALL	2-3-0		1-2-0		5-1-0		
4-2-1	0-1-1	0-1-0		HOME	2-0-0		0-0-0		2-0-0		
3-8-0	0-1-0	0-1-0		AWAY	0-3-0		1-2-0		2-1-0		
1-0-0	0-0-0	0-0-0		NEUTRAL	0-0-0		0-0-0		1-0-0		
<hr/>											
4-6-0	0-1-0	0-0-0		NON-CONFERENCE	0-3-0		1-1-0		3-1-0		
2-0-0	0-0-0	0-0-0		HOME	0-0-0		0-0-0		2-0-0		
1-6-0	0-1-0	0-0-		AWAY	0-3-0		1-1-0		0-1-0		
1-0-0	0-0-0	0-0-0		NEUTRAL	0-0-0		0-0-0		1-0-0		
<hr/>											
4-4-1	0-1-1	0-2-0		CONFERENCE	2-0-0		0-1-0		2-0-0		
2-2-1	0-1-1	0-1-0		HOME	2-0-0		0-0-0		0-0-0		
2-2-0	0-0-0	0-1-0		AWAY	0-0-0		0-1-0		2-0-0		
0-0-0	0-0-0	0-0-0		NEUTRAL	0-0-0		0-0-0		0-0-0		
<hr/>											
RPI S	Opponent	Score	RPI S	Opponent	Score	RPI S	Opponent	Score	RPI S	Opponent	Score
8 A	Nebraska	1 4	35 H	Rutgers	0 1	62 H	South Fla.	3 2	123 A	SMU	1 2
11 H	UCF	1 1	47 A	Connecticut	0 1	64 H	Memphis	3 2	127 A	Xavier	0 3
19 H	Louisville	4 5				72 A	Miami (FL)	0 2	141 A	Providence	3 0
						76 A	Long Beach St.	1 4	160 A	UC Santa Barbara	0 1
						88 A	Dayton	1 3	171 N	Cornell	1 0
									181 H	Kent St.	2 1
									233 A	Temple	2 1
									245 A	Houston	2 1
									314 H	UMass Lowell	4 1
<hr/>											
LAST 10 GAMES											
	19 H Louisville	4 5		123 A SMU	1 2						
	233 A Temple	2 1		245 A Houston	2 1						
	47 A Connecticut	0 1		64 H Memphis	3 2						
	62 H South Fla.	3 2		35 H Rutgers	0 1						
	11 H UCF	1 1		141 A Providence	3 0						

Non-Div. I Games:

Cincinnati

[illegible]

Non-Div. I Games:

Oakland

Average RPI Win:	194	WON-LOST RECORD	WINNING PCT. RANK	LAST 10 GAMES	STRENGTH OF SCHEDULE	OPP. STRENGTH OF SCHEDULE	TEAM RPI	ADJ RPI	CONF. RPI	ADJ CONF. RPI	
Average RPI Loss:	137										
DIV. I ONLY	8-6-3	.55882	120	4-4-2	123	203	130	.5167	131	12	12
DIV. I NON-CONF.	5-2-1	.6875	70	1-0-0	58	247	63	.57418	64	12	12
<hr/>											
TOTALS	RPI 1-25	RPI 26-50		W-L RECORDS	RPI 51-100		RPI 101-150		RPI 150+		
8-6-3	0-0-0	0-1-0		OVERALL	0-1-1		2-2-0		6-2-2		
5-3-2	0-0-0	0-1-0		HOME	0-0-1		1-1-0		4-1-1		
3-3-1	0-0-0	0-0-0		AWAY	0-1-0		1-1-0		2-1-1		
0-0-0	0-0-0	0-0-0		NEUTRAL	0-0-0		0-0-0		0-0-0		
<hr/>											
5-2-1	0-0-0	0-1-0		NON-CONFERENCE	0-1-0		2-0-0		3-0-1		
3-1-1	0-0-0	0-1-0		HOME	0-0-0		1-0-0		2-0-1		
2-1-0	0-0-0	0-0-		AWAY	0-1-0		1-0-0		1-0-0		
0-0-0	0-0-0	0-0-0		NEUTRAL	0-0-0		0-0-0		0-0-0		
<hr/>											
3-4-2	0-0-0	0-0-0		CONFERENCE	0-0-1		0-2-0		3-2-1		
2-2-1	0-0-0	0-0-0		HOME	0-0-1		0-1-0		2-1-0		
1-2-1	0-0-0	0-0-0		AWAY	0-0-0		0-1-0		1-1-1		
0-0-0	0-0-0	0-0-0		NEUTRAL	0-0-0		0-0-0		0-0-0		
<hr/>											
RPI S	Opponent	Score	RPI S	Opponent	Score	RPI S	Opponent	Score	RPI S	Opponent	Score
			41 H	James Madison	1 2	83 A	La Salle	1 2	106 A	Liberty	1 0
						93 H	Tulsa	2 2	112 A	Charlotte	0 1
									114 H	UAB	0 1
									139 H	Miami (OH)	1 0
									172 H	Middle Tenn.	2 1
									178 A	East Carolina	2 0
									181 H	Kent St.	3 0
									193 A	Louisiana Tech	0 2
									219 A	Southern Miss.	0 0
									233 A	Temple	1 0
									271 H	Akron	1 1
									272 H	Campbell	3 0
									274 H	Old Dominion	1 0
									278 H	Fla. Atlantic	1 2
			LAST 10 GAMES								
			93 H	Tulsa	2 2	219 A	Southern Miss.	0 0			
			112 A	Charlotte	0 1	193 A	Louisiana Tech	0 2			
			172 H	Middle Tenn.	2 1	114 H	UAB	0 1			
			278 H	Fla. Atlantic	1 2	274 H	Old Dominion	1 0			
			178 A	East Carolina	2 0	139 H	Miami (OH)	1 0			

Non-Div. I Games:

Marshall

Average RPI Win:		215	WON-LOST RECORD		WINNING PCT. RANK		LAST 10 GAMES		STRENGTH OF SCHEDULE		OPP. STRENGTH OF SCHEDULE		TEAM RPI		ADJ RPI		CONF. RPI		ADJ CONF. RPI					
DIV. I ONLY			8-8-2		.5		152		4-4-2		112		107		132		.51649		132		6		6	
DIV. I NON-CONF.			6-4-1		.59091		123		2-0-1		182		175		136		.51408		136		6		6	
TOTALS		RPI 1-25		RPI 26-50				W-L RECORDS				RPI 51-100				RPI 101-150				RPI 150+				
8-8-2		0-4-0		0-3-0				OVERALL				1-0-0				1-1-1				6-0-1				
3-2-1		0-1-0		0-1-0				HOME				1-0-0				0-0-1				2-0-0				
5-6-1		0-3-0		0-2-0				AWAY				0-0-0				1-1-0				4-0-1				
0-0-0		0-0-0		0-0-0				NEUTRAL				0-0-0				0-0-0				0-0-0				
6-4-1		0-3-0		0-1-0				NON-CONFERENCE				0-0-0				0-0-0				6-0-1				
2-1-0		0-1-0		0-0-0				HOME				0-0-0				0-0-0				2-0-0				
4-3-1		0-2-0		0-0-				AWAY				0-0-0				0-0-0				4-0-1				
0-0-0		0-0-0		0-0-0				NEUTRAL				0-0-0				0-0-0				0-0-0				
2-4-1		0-1-0		0-2-0				CONFERENCE				1-0-0				1-1-1				0-0-0				
1-1-1		0-0-0		0-1-0				HOME				1-0-0				0-0-1				0-0-0				
1-3-0		0-1-0		0-1-0				AWAY				0-0-0				1-1-0				0-0-0				
0-0-0		0-0-0		0-0-0				NEUTRAL				0-0-0				0-0-0				0-0-0				
RPI	S	Opponent		Score		RPI	S	Opponent		Score		RPI	S	Opponent		Score		RPI	S	Opponent		Score		
14	A	Santa Clara		1	5	34	H	Texas Tech		1	2	56	H	Baylor		1	0	117	A	Oklahoma		4	1	
16	A	Stanford		1	3	40	A	Texas		1	3							124	A	TCU		0	1	
21	A	West Virginia		0	2	49	A	Iowa		0	3							126	H	Kansas		0	0	
22	H	Minnesota		0	1													176	A	Saint Louis		2	0	
																		187	A	South Dakota St.		2	1	
																		260	H	Western Ill.		2	0	
																		279	A	Drake		1	1	
																		291	A	South Dakota		3	1	
																		312	H	North Dakota		4	0	
																		317	A	UNI		2	0	
LAST 10 GAMES																								
		124 A TCU		0	1			126 H Kansas		0	0													
		56 H Baylor		1	0			40 A Texas		1	3													
		117 A Oklahoma		4	1			34 H Texas Tech		1	2													
		21 A West Virginia		0	2			176 A Saint Louis		2	0													
		279 A Drake		1	1			317 A UNI		2	0													

Non-Div. I Games:

Iowa St.

Average RPI Win:	224	WON-LOST RECORD	WINNING PCT. RANK	LAST 10 GAMES	STRENGTH OF SCHEDULE	OPP. STRENGTH OF SCHEDULE	TEAM RPI	ADJ RPI	CONF. RPI	ADJ CONF. RPI				
DIV. I ONLY		7-9-1	.44118	196	5-4-1	50	196	133	.51626	133	21	22		
DIV. I NON-CONF.		2-5-0	.28571	264	0-0-0	5	108	104	.53969	105	26	27		
<hr/>														
TOTALS	RPI 1-25	RPI 26-50		W-L RECORDS		RPI 51-100		RPI 101-150		RPI 150+				
7-9-1	0-1-0	0-1-0		OVERALL		0-3-0		2-3-0		5-1-1				
5-3-0	0-0-0	0-0-0		HOME		0-1-0		2-2-0		3-0-0				
2-6-1	0-1-0	0-1-0		AWAY		0-2-0		0-1-0		2-1-1				
0-0-0	0-0-0	0-0-0		NEUTRAL		0-0-0		0-0-0		0-0-0				
2-5-0	0-1-0	0-1-0		NON-CONFERENCE		0-2-0		1-1-0		1-0-0				
2-1-0	0-0-0	0-0-0		HOME		0-0-0		1-1-0		1-0-0				
0-4-0	0-1-0	0-0-		AWAY		0-2-0		0-0-0		0-0-0				
0-0-0	0-0-0	0-0-0		NEUTRAL		0-0-0		0-0-0		0-0-0				
5-4-1	0-0-0	0-0-0		CONFERENCE		0-1-0		1-2-0		4-1-1				
3-2-0	0-0-0	0-0-0		HOME		0-1-0		1-1-0		2-0-0				
2-2-1	0-0-0	0-0-0		AWAY		0-0-0		0-1-0		2-1-1				
0-0-0	0-0-0	0-0-0		NEUTRAL		0-0-0		0-0-0		0-0-0				
RPI	S	Opponent	Score		RPI	S	Opponent	Score		RPI	S	Opponent	Score	
10	A	Virginia Tech	1	7	42	A	William & Mary	0	3	59	A	Navy	1	4
										73	H	Radford	1	2
										82	A	Elon	0	5
										101	H	UNC Greensboro	1	3
										106	A	Liberty	0	2
										134	H	Appalachian St.	2	1
										137	H	Winthrop	1	2
										143	H	Coastal Caro.	3	2
										164	A	Longwood	2	4
										178	H	East Carolina	1	0
										204	A	Presbyterian	2	1
										256	A	UNC Asheville	1	1
										281	H	Charleston So.	4	0
										308	A	Gardner-Webb	1	0
										321	H	VMI	6	0
LAST 10 GAMES														
204	A	Presbyterian	2	1	164	A	Longwood	2	4					
281	H	Charleston So.	4	0	143	H	Coastal Caro.	3	2					
73	H	Radford	1	2	137	H	Winthrop	1	2					
256	A	UNC Asheville	1	1	308	A	Gardner-Webb	1	0					
106	A	Liberty	0	2	321	H	VMI	6	0					

Non-Div. I Games:

High Point

Average RPI Win: 246		WON-LOST	WINNING	LAST 10	STRENGTH OF		OPP. STRENGTH	TEAM	ADJ	CONF.	ADJ CONF.
Average RPI Loss: 122		RECORD	PCT. RANK	GAMES	SCHEDULE		OF SCHEDULE	RPI	RPI	RPI	RPI
DIV. I ONLY		8-5-4	.58824	100	5-1-4		166	157	134	.51599	134
DIV. I NON-CONF.		4-4-0	.5	148	1-0-0		259	172	210	.46526	210
TOTALS		RPI 1-25	RPI 26-50		W-L RECORDS		RPI 51-100		RPI 101-150		RPI 150+
8-5-4		0-1-0	0-0-0		OVERALL		0-1-2		0-1-2		8-2-0
3-3-3		0-0-0	0-0-0		HOME		0-1-2		0-0-1		3-2-0
4-2-1		0-1-0	0-0-0		AWAY		0-0-0		0-1-1		4-0-0
1-0-0		0-0-0	0-0-0		NEUTRAL		0-0-0		0-0-0		1-0-0
4-4-0		0-1-0	0-0-0		NON-CONFERENCE		0-0-0		0-1-0		4-2-0
2-2-0		0-0-0	0-0-0		HOME		0-0-0		0-0-0		2-2-0
1-2-0		0-1-0	0-0-		AWAY		0-0-0		0-1-0		1-0-0
1-0-0		0-0-0	0-0-0		NEUTRAL		0-0-0		0-0-0		1-0-0
4-1-4		0-0-0	0-0-0		CONFERENCE		0-1-2		0-0-2		4-0-0
1-1-3		0-0-0	0-0-0		HOME		0-1-2		0-0-1		1-0-0
3-0-1		0-0-0	0-0-0		AWAY		0-0-0		0-0-1		3-0-0
0-0-0		0-0-0	0-0-0		NEUTRAL		0-0-0		0-0-0		0-0-0
RPI S	Opponent	Score		RPI S	Opponent	Score		RPI S	Opponent	Score	
24 A	Colorado Col.	0	4					75 H	Furman	0	0
								82 H	Elon	3	3
								87 H	Samford	1	2
								101 A	UNC Greensboro	1	1
								133 A	High Point	1	2
								142 H	Wofford	0	0
								151 H	Austin Peay	1	2
								185 A	Davidson	2	1
								213 A	Citadel	9	3
								216 H	Morehead St.	1	2
								224 A	Ga. Southern	3	1
								238 N	Southern Utah	2	1
								246 H	East Tenn. St.	2	1
								256 H	UNC Asheville	2	0
								293 H	Chattanooga	5	0
								316 A	Francis Marion	1	0
LAST 10 GAMES											
	316 A	Francis Marion	1	0		293 H	Chattanooga	5	0		
	213 A	Citadel	9	3		185 A	Davidson	2	1		
	75 H	Furman	0	0		224 A	Ga. Southern	3	1		
	142 H	Wofford	0	0		82 H	Elon	3	3		
	87 H	Samford	1	2		101 A	UNC Greensboro	1	1		

Non-Div. I Games:

Appalachian St.

Average RPI Win: 243		WON-LOST	WINNING	LAST 10	STRENGTH OF		OPP. STRENGTH	TEAM	ADJ	CONF.	ADJ CONF.
Average RPI Loss: 82		RECORD	PCT. RANK	GAMES	SCHEDULE		OF SCHEDULE	RPI	RPI	RPI	RPI
DIV. I ONLY		9-5-4	.61111	91	6-2-2		179	199	135	.51512	135
DIV. I NON-CONF.		4-3-2	.55556	137	1-0-0		128	166	127	.52102	127
TOTALS		RPI 1-25	RPI 26-50		W-L RECORDS		RPI 51-100		RPI 101-150		RPI 150+
9-5-4		0-2-0	0-0-0		OVERALL		1-0-0		0-3-1		8-0-3
4-0-2		0-0-0	0-0-0		HOME		0-0-0		0-0-1		4-0-1
4-3-1		0-0-0	0-0-0		AWAY		0-0-0		0-3-0		4-0-1
1-2-1		0-2-0	0-0-0		NEUTRAL		1-0-0		0-0-0		0-0-1
4-3-2		0-2-0	0-0-0		NON-CONFERENCE		1-0-0		0-1-0		3-0-2
1-0-1		0-0-0	0-0-0		HOME		0-0-0		0-0-0		1-0-1
2-1-0		0-0-0	0-0-		AWAY		0-0-0		0-1-0		2-0-0
1-2-1		0-2-0	0-0-0		NEUTRAL		1-0-0		0-0-0		0-0-1
5-2-2		0-0-0	0-0-0		CONFERENCE		0-0-0		0-2-1		5-0-1
3-0-1		0-0-0	0-0-0		HOME		0-0-0		0-0-1		3-0-0
2-2-1		0-0-0	0-0-0		AWAY		0-0-0		0-2-0		2-0-1
0-0-0		0-0-0	0-0-0		NEUTRAL		0-0-0		0-0-0		0-0-0
RPI S	Opponent	Score		RPI S	Opponent	Score		RPI S	Opponent	Score	
13 N	Denver	0	3					90 N	Stony Brook	1	0
23 N	Colorado	0	3					109 A	Portland St.	1	3
								115 H	Weber St.	1	1
								120 A	Creighton	1	4
								145 A	Northern Ariz.	0	1
								168 N	UNLV	1	1
								183 H	Idaho St.	2	0
								238 A	Southern Utah	2	1
								239 A	Wyoming	1	0
								258 H	Montana	4	0
								262 A	Sacramento St.	0	0
								283 H	New Mexico St.	0	0
								284 A	Neb. Omaha	4	0
								289 H	Air Force	1	0
								298 H	Eastern Wash.	2	1
								312 A	North Dakota	2	1
				LAST 10 GAMES							
				183 H	Idaho St.	2	0	298 H	Eastern Wash.	2	1
				115 H	Weber St.	1	1	312 A	North Dakota	2	1
				238 A	Southern Utah	2	1	262 A	Sacramento St.	0	0
				145 A	Northern Ariz.	0	1	109 A	Portland St.	1	3
				258 H	Montana	4	0	90 N	Stony Brook	1	0

Non-Div. I Games:

Northern Colo.

Average RPI Win: 251		WON-LOST	WINNING	LAST 10	STRENGTH OF		OPP. STRENGTH	TEAM	ADJ	CONF.	ADJ CONF.
Average RPI Loss: 147		RECORD	PCT. RANK	GAMES	SCHEDULE		OF SCHEDULE	RPI	RPI	RPI	RPI
DIV. I ONLY		12-5-2	.68421	62	5-4-1		251	259	136	.51268	136
DIV. I NON-CONF.		7-3-1	.68182	79	0-2-0		242	268	146	.507	145
TOTALS		RPI 1-25	RPI 26-50		W-L RECORDS		RPI 51-100		RPI 101-150		RPI 150+
12-5-2	0-0-0	0-0-0		OVERALL		0-1-0		0-2-1		12-2-1	
6-1-1	0-0-0	0-0-0		HOME		0-0-0		0-1-0		6-0-1	
4-4-1	0-0-0	0-0-0		AWAY		0-1-0		0-1-1		4-2-0	
2-0-0	0-0-0	0-0-0		NEUTRAL		0-0-0		0-0-0		2-0-0	
7-3-1	0-0-0	0-0-0		NON-CONFERENCE		0-1-0		0-1-1		7-1-0	
4-0-0	0-0-0	0-0-0		HOME		0-0-0		0-0-0		4-0-0	
1-3-1	0-0-0	0-0-		AWAY		0-1-0		0-1-1		1-1-0	
2-0-0	0-0-0	0-0-0		NEUTRAL		0-0-0		0-0-0		2-0-0	
5-2-1	0-0-0	0-0-0		CONFERENCE		0-0-0		0-1-0		5-1-1	
2-1-1	0-0-0	0-0-0		HOME		0-0-0		0-1-0		2-0-1	
3-1-0	0-0-0	0-0-0		AWAY		0-0-0		0-0-0		3-1-0	
0-0-0	0-0-0	0-0-0		NEUTRAL		0-0-0		0-0-0		0-0-0	
RPI S	Opponent	Score	RPI S	Opponent	Score	RPI S	Opponent	Score	RPI S	Opponent	Score
						62 A	South Fla.	0 1	114 A	UAB	2 3
									121 H	Western Ky.	0 1
									147 A	Nicholls St.	1 1
									165 H	La.-Lafayette	4 2
									184 H	Texas St.	2 2
									193 N	Louisiana Tech	1 0
									202 A	North Florida	0 1
									215 A	Arkansas St.	2 0
									219 A	Southern Miss.	3 2
									225 H	Mississippi St.	3 2
									232 A	Georgia St.	2 1
									236 A	Troy	0 1
									276 H	La.-Monroe	3 1
									282 A	UALR	1 0
									286 H	Murray St.	2 0
									295 H	Southern U.	8 0
									302 N	Jackson St.	5 0
									324 H	Alabama A&M	11 0
LAST 10 GAMES											
						276 H	La.-Monroe	3 1	215 A	Arkansas St.	2 0
						165 H	La.-Lafayette	4 2	282 A	UALR	1 0
						236 A	Troy	0 1	184 H	Texas St.	2 2
						121 H	Western Ky.	0 1	202 A	North Florida	0 1
						232 A	Georgia St.	2 1	62 A	South Fla.	0 1

Non-Div. I Games:

South Ala.

Average RPI Win:	219	WON-LOST RECORD	WINNING PCT. RANK	LAST 10 GAMES	STRENGTH OF SCHEDULE	OPP. STRENGTH OF SCHEDULE	TEAM RPI	ADJ RPI	CONF. RPI	ADJ CONF. RPI			
Average RPI Loss:	191												
DIV. I ONLY	10-4-1	.7	51	7-3-0	260	269	137	.51229	137	21	22		
DIV. I NON-CONF.	3-1-1	.7	64	0-0-0	292	264	165	.48967	164	26	27		
<hr/>													
TOTALS	RPI 1-25	RPI 26-50		W-L RECORDS		RPI 51-100		RPI 101-150		RPI 150+			
10-4-1	0-0-0	0-0-0		OVERALL		0-1-0		4-0-0		6-3-1			
5-1-0	0-0-0	0-0-0		HOME		0-0-0		2-0-0		3-1-0			
5-3-1	0-0-0	0-0-0		AWAY		0-1-0		2-0-0		3-2-1			
0-0-0	0-0-0	0-0-0		NEUTRAL		0-0-0		0-0-0		0-0-0			
<hr/>													
3-1-1	0-0-0	0-0-0		NON-CONFERENCE		0-0-0		1-0-0		2-1-1			
2-0-0	0-0-0	0-0-0		HOME		0-0-0		1-0-0		1-0-0			
1-1-1	0-0-0	0-0-		AWAY		0-0-0		0-0-0		1-1-1			
0-0-0	0-0-0	0-0-0		NEUTRAL		0-0-0		0-0-0		0-0-0			
<hr/>													
7-3-0	0-0-0	0-0-0		CONFERENCE		0-1-0		3-0-0		4-2-0			
3-1-0	0-0-0	0-0-0		HOME		0-0-0		1-0-0		2-1-0			
4-2-0	0-0-0	0-0-0		AWAY		0-1-0		2-0-0		2-1-0			
0-0-0	0-0-0	0-0-0		NEUTRAL		0-0-0		0-0-0		0-0-0			
<hr/>													
RPI	S	Opponent	Score	RPI	S	Opponent	Score	RPI	S	Opponent	Score		
				73 A Radford				1	2				
								106 H Liberty		3	1		
								133 A High Point		2	1		
								142 H Wofford		1	0		
								143 A Coastal Caro.		1	0		
								164 H Longwood		0	3		
								185 H Davidson		2	1		
								213 A Citadel		2	2		
								246 A East Tenn. St.		0	2		
								256 H UNC Asheville		1	0		
								272 H Campbell		3	1		
								281 A Charleston So.		0	3		
								308 A Gardner-Webb		4	1		
								321 A VMI		4	0		
								324 A Alabama A&M		11	1		
				<hr/>									
				LAST 10 GAMES									
				73 A Radford	1	2	256 H UNC Asheville	1	0				
				106 H Liberty	3	1	321 A VMI	4	0				
				272 H Campbell	3	1	133 A High Point	2	1				
				281 A Charleston So.	0	3	164 H Longwood	0	3				
				143 A Coastal Caro.	1	0	308 A Gardner-Webb	4	1				

Non-Div. I Games: Anderson (SC) 5 1

Winthrop

Average RPI Win: 200		WON-LOST	WINNING	LAST 10	STRENGTH OF		OPP. STRENGTH	TEAM	ADJ	CONF.	ADJ CONF.
Average RPI Loss: 117		RECORD	PCT. RANK	GAMES	SCHEDULE		OF SCHEDULE	RPI	RPI	RPI	RPI
DIV. I ONLY		9-6-3	.58333	109	6-1-3		192	147	139	.51097	139
DIV. I NON-CONF.		3-5-0	.375	229	0-0-0		110	78	162	.49103	161
TOTALS		RPI 1-25	RPI 26-50		W-L RECORDS		RPI 51-100		RPI 101-150		RPI 150+
9-6-3		0-1-0	0-0-0		OVERALL		0-2-0		2-2-1		7-1-2
5-3-1		0-1-0	0-0-0		HOME		0-1-0		1-1-0		4-0-1
4-3-2		0-0-0	0-0-0		AWAY		0-1-0		1-1-1		3-1-1
0-0-0		0-0-0	0-0-0		NEUTRAL		0-0-0		0-0-0		0-0-0
3-5-0		0-1-0	0-0-0		NON-CONFERENCE		0-2-0		0-2-0		3-0-0
1-3-0		0-1-0	0-0-0		HOME		0-1-0		0-1-0		1-0-0
2-2-0		0-0-0	0-0-		AWAY		0-1-0		0-1-0		2-0-0
0-0-0		0-0-0	0-0-0		NEUTRAL		0-0-0		0-0-0		0-0-0
6-1-3		0-0-0	0-0-0		CONFERENCE		0-0-0		2-0-1		4-1-2
4-0-1		0-0-0	0-0-0		HOME		0-0-0		1-0-0		3-0-1
2-1-2		0-0-0	0-0-0		AWAY		0-0-0		1-0-1		1-1-1
0-0-0		0-0-0	0-0-0		NEUTRAL		0-0-0		0-0-0		0-0-0
RPI S	Opponent	Score		RPI S	Opponent	Score		RPI S	Opponent	Score	
19 H	Louisville	2	3					81 A	Illinois St.	2	3
								91 H	Purdue	3	4
								102 A	Eastern Mich.	1	0
								107 H	Milwaukee	3	4
								131 A	Marshall	0	1
								146 A	Western Mich.	0	0
								148 H	Central Mich.	1	0
								177 A	Valparaiso	1	0
								181 H	Kent St.	1	0
								198 H	Ohio	1	1
								212 A	IPFW	3	0
								231 H	Belmont	5	0
								244 H	Toledo	2	0
								249 A	Buffalo	1	0
								259 H	Northern Ill.	2	0
								271 A	Akron	1	2
								310 A	Bowling Green	1	1
LAST 10 GAMES											
	310 A	Bowling Green	1	1		146 A	Western Mich.	0	0		
	148 H	Central Mich.	1	0		181 H	Kent St.	1	0		
	244 H	Toledo	2	0		198 H	Ohio	1	1		
	259 H	Northern Ill.	2	0		249 A	Buffalo	1	0		
	102 A	Eastern Mich.	1	0		271 A	Akron	1	2		

Non-Div. I Games:

Miami (OH)

Average RPI Win:	148	WON-LOST RECORD	WINNING PCT. RANK	LAST 10 GAMES	STRENGTH OF SCHEDULE	OPP. STRENGTH OF SCHEDULE	TEAM RPI	ADJ RPI	CONF. RPI	ADJ CONF. RPI	
DIV. I ONLY	6-8-1	.43333	203	3-4-1	85	99	140	.51077	140	11	11
DIV. I NON-CONF.	4-4-0	.5	148	1-0-0	61	51	97	.5429	98	11	11
<hr/>											
TOTALS	RPI 1-25	RPI 26-50		W-L RECORDS	RPI 51-100		RPI 101-150		RPI 150+		
6-8-1	0-1-0	0-0-0		OVERALL	1-3-1		2-3-0		3-1-0		
2-5-0	0-1-0	0-0-0		HOME	0-1-0		0-3-0		2-0-0		
4-3-1	0-0-0	0-0-0		AWAY	1-2-1		2-0-0		1-1-0		
0-0-0	0-0-0	0-0-0		NEUTRAL	0-0-0		0-0-0		0-0-0		
<hr/>											
4-4-0	0-1-0	0-0-0		NON-CONFERENCE	1-1-0		2-2-0		1-0-0		
1-3-0	0-1-0	0-0-0		HOME	0-0-0		0-2-0		1-0-0		
3-1-0	0-0-0	0-0-		AWAY	1-1-0		2-0-0		0-0-0		
0-0-0	0-0-0	0-0-0		NEUTRAL	0-0-0		0-0-0		0-0-0		
<hr/>											
2-4-1	0-0-0	0-0-0		CONFERENCE	0-2-1		0-1-0		2-1-0		
1-2-0	0-0-0	0-0-0		HOME	0-1-0		0-1-0		1-0-0		
1-2-1	0-0-0	0-0-0		AWAY	0-1-1		0-0-0		1-1-0		
0-0-0	0-0-0	0-0-0		NEUTRAL	0-0-0		0-0-0		0-0-0		
<hr/>											
RPI S	Opponent	Score	RPI S	Opponent	Score	RPI S	Opponent	Score	RPI S	Opponent	Score
11 H	UCF	0 2				74 H	UC Irvine	1 2	101 H	UNC Greensboro	0 1
						76 A	Long Beach St.	0 0	109 H	Portland St.	0 2
						94 A	Cal St. Fullerton	1 2	111 A	Oregon	1 0
						95 A	Arizona	1 4	125 H	Cal Poly	2 3
						99 A	Oregon St.	1 0	145 A	Northern Ariz.	1 0
									160 H	UC Santa Barbara	1 0
									183 H	Idaho St.	4 1
									189 A	UC Davis	2 0
									242 A	UC Riverside	0 2
<hr/>											
			LAST 10 GAMES								
			74 H UC Irvine 1 2			242 A UC Riverside 0 2					
			76 A Long Beach St. 0 0			94 A Cal St. Fullerton 1 2					
			189 A UC Davis 2 0			145 A Northern Ariz. 1 0					
			125 H Cal Poly 2 3			95 A Arizona 1 4					
			160 H UC Santa Barbara 1 0			109 H Portland St. 0 2					

Non-Div. I Games: Hawaii Pacific 1 0

Hawaii

Average RPI Win: 195		WON-LOST	WINNING	LAST 10	STRENGTH OF		OPP. STRENGTH	TEAM	ADJ	CONF.	ADJ CONF.
Average RPI Loss: 70		RECORD	PCT. RANK	GAMES	SCHEDULE		OF SCHEDULE	RPI	RPI	RPI	RPI
DIV. I ONLY		5-9-3	.38235	233	2-7-1		55	109	143	.51058	141
DIV. I NON-CONF.		3-3-3	.5	148	0-1-1		149	225	154	.49783	154
TOTALS		RPI 1-25	RPI 26-50		W-L RECORDS		RPI 51-100		RPI 101-150		RPI 150+
5-9-3		0-2-0	1-1-0		OVERALL		0-3-1		1-3-0		3-0-2
3-5-2		0-1-0	1-0-0		HOME		0-2-0		1-2-0		1-0-2
2-4-1		0-1-0	0-1-0		AWAY		0-0-1		0-1-0		2-0-0
0-0-0		0-0-0	0-0-0		NEUTRAL		0-0-0		0-0-0		0-0-0
3-3-3		0-0-0	0-1-0		NON-CONFERENCE		0-1-1		0-1-0		3-0-2
1-2-2		0-0-0	0-0-0		HOME		0-1-0		0-1-0		1-0-2
2-1-1		0-0-0	0-0-		AWAY		0-0-1		0-0-0		2-0-0
0-0-0		0-0-0	0-0-0		NEUTRAL		0-0-0		0-0-0		0-0-0
2-6-0		0-2-0	1-0-0		CONFERENCE		0-2-0		1-2-0		0-0-0
2-3-0		0-1-0	1-0-0		HOME		0-1-0		1-1-0		0-0-0
0-3-0		0-1-0	0-0-0		AWAY		0-1-0		0-1-0		0-0-0
0-0-0		0-0-0	0-0-0		NEUTRAL		0-0-0		0-0-0		0-0-0
RPI S	Opponent	Score	RPI S	Opponent	Score	RPI S	Opponent	Score	RPI S	Opponent	Score
4 A	Marquette	0 6	45 H	DePaul	1 0	51 A	Butler	1 2	120 H	Creighton	2 3
5 H	Georgetown	1 2	50 A	Boston U.	0 1	57 H	St. John's (NY)	2 3	122 A	Seton Hall	0 1
						78 A	Harvard	1 1	127 H	Xavier	2 1
						88 H	Dayton	0 3	129 H	Cincinnati	0 3
									205 H	Massachusetts	1 1
									229 H	Fordham	2 2
									243 H	Vermont	3 0
									261 A	New Hampshire	4 1
									297 A	Rhode Island	3 0
LAST 10 GAMES											
4 A	Marquette	0 6	120 H	Creighton	2 3						
57 H	St. John's (NY)	2 3	45 H	DePaul	1 0						
127 H	Xavier	2 1	122 A	Seton Hall	0 1						
51 A	Butler	1 2	129 H	Cincinnati	0 3						
5 H	Georgetown	1 2	229 H	Fordham	2 2						

Non-Div. I Games:

Providence

Average RPI Win: 247		WON-LOST	WINNING	LAST 10	STRENGTH OF		OPP. STRENGTH	TEAM	ADJ	CONF.	ADJ CONF.
Average RPI Loss: 122		RECORD	PCT. RANK	GAMES	SCHEDULE		OF SCHEDULE	RPI	RPI	RPI	RPI
DIV. I ONLY		8-3-5	.65625	70	5-1-4		252	171	141	.51037	142
DIV. I NON-CONF.		4-2-1	.64286	94	1-0-0		306	240	208	.46722	207
TOTALS		RPI 1-25	RPI 26-50		W-L RECORDS		RPI 51-100		RPI 101-150		RPI 150+
8-3-5	0-0-0	0-0-0		OVERALL		0-1-1		0-2-2		8-0-2	
5-1-2	0-0-0	0-0-0		HOME		0-0-0		0-1-1		5-0-1	
3-2-3	0-0-0	0-0-0		AWAY		0-1-1		0-1-1		3-0-1	
0-0-0	0-0-0	0-0-0		NEUTRAL		0-0-0		0-0-0		0-0-0	
4-2-1	0-0-0	0-0-0		NON-CONFERENCE		0-0-0		0-2-0		4-0-1	
2-1-0	0-0-0	0-0-0		HOME		0-0-0		0-1-0		2-0-0	
2-1-1	0-0-0	0-0-		AWAY		0-0-0		0-1-0		2-0-1	
0-0-0	0-0-0	0-0-0		NEUTRAL		0-0-0		0-0-0		0-0-0	
4-1-4	0-0-0	0-0-0		CONFERENCE		0-1-1		0-0-2		4-0-1	
3-0-2	0-0-0	0-0-0		HOME		0-0-0		0-0-1		3-0-1	
1-1-2	0-0-0	0-0-0		AWAY		0-1-1		0-0-1		1-0-0	
0-0-0	0-0-0	0-0-0		NEUTRAL		0-0-0		0-0-0		0-0-0	
RPI S	Opponent	Score	RPI S	Opponent	Score	RPI S	Opponent	Score	RPI S	Opponent	Score
						82 A	Elon	1 1	101 H	UNC Greensboro	0 0
						87 A	Samford	1 2	134 A	Appalachian St.	0 0
									137 A	Winthrop	0 1
									143 H	Coastal Caro.	0 2
									159 A	Western Caro.	1 0
									185 H	Davidson	0 0
									204 A	Presbyterian	2 1
									213 H	Citadel	2 0
									224 H	Ga. Southern	2 0
									256 H	UNC Asheville	1 0
									277 A	USC Upstate	0 0
									293 H	Chattanooga	5 1
									308 A	Gardner-Webb	2 1
									316 H	Francis Marion	3 0
LAST 10 GAMES											
						224 H	Ga. Southern	2 0	82 A	Elon	1 1
						185 H	Davidson	0 0	293 H	Chattanooga	5 1
						159 A	Western Caro.	1 0	87 A	Samford	1 2
						134 A	Appalachian St.	0 0	213 H	Citadel	2 0
						101 H	UNC Greensboro	0 0	316 H	Francis Marion	3 0

Non-Div. I Games:

Wofford

Average RPI Win:	226	WON-LOST RECORD	WINNING PCT. RANK	LAST 10 GAMES	STRENGTH OF SCHEDULE	OPP. STRENGTH OF SCHEDULE	TEAM RPI	ADJ RPI	CONF. RPI	ADJ CONF. RPI					
DIV. I ONLY		9-8-1	.52778	142	6-4-0	120	225	145	.50939	143	21	22			
DIV. I NON-CONF.		3-4-1	.4375	197	0-0-0	78	194	142	.50847	141	26	27			
<hr/>															
TOTALS	RPI 1-25	RPI 26-50		W-L RECORDS		RPI 51-100		RPI 101-150		RPI 150+					
9-8-1	0-0-0	0-0-0		OVERALL		1-2-0		1-4-0		7-2-1					
4-3-0	0-0-0	0-0-0		HOME		1-1-0		0-2-0		3-0-0					
4-4-1	0-0-0	0-0-0		AWAY		0-0-0		1-2-0		3-2-1					
1-1-0	0-0-0	0-0-0		NEUTRAL		0-1-0		0-0-0		1-0-0					
<hr/>															
3-4-1	0-0-0	0-0-0		NON-CONFERENCE		0-2-0		1-1-0		2-1-1					
0-2-0	0-0-0	0-0-0		HOME		0-1-0		0-1-0		0-0-0					
2-1-1	0-0-0	0-0-		AWAY		0-0-0		1-0-0		1-1-1					
1-1-0	0-0-0	0-0-0		NEUTRAL		0-1-0		0-0-0		1-0-0					
<hr/>															
6-4-0	0-0-0	0-0-0		CONFERENCE		1-0-0		0-3-0		5-1-0					
4-1-0	0-0-0	0-0-0		HOME		1-0-0		0-1-0		3-0-0					
2-3-0	0-0-0	0-0-0		AWAY		0-0-0		0-2-0		2-1-0					
0-0-0	0-0-0	0-0-0		NEUTRAL		0-0-0		0-0-0		0-0-0					
<hr/>															
RPI	S	Opponent	Score	RPI	S	Opponent	Score	RPI	S	Opponent	Score				
				67		N	VCU	1	2	106		A	Liberty	0	1
				73		H	Radford	1	0	114		H	UAB	1	3
				82		H	Elon	0	2	133		A	High Point	2	3
										137		H	Winthrop	0	1
										142		A	Wofford	2	0
										164		A	Longwood	0	1
										167		A	UNC Wilmington	0	1
										181		N	Kent St.	1	0
										185		A	Davidson	0	0
										204		A	Presbyterian	4	0
										256		H	UNC Asheville	5	0
										272		A	Campbell	4	1
										277		A	USC Upstate	4	0
										308		H	Gardner-Webb	7	0
						321		H	VMI	3	0				
<hr/>															
				LAST 10 GAMES											
				106		A	Liberty	0	1	204		A	Presbyterian	4	0
				73		H	Radford	1	0	133		A	High Point	2	3
				256		H	UNC Asheville	5	0	308		H	Gardner-Webb	7	0
				272		A	Campbell	4	1	321		H	VMI	3	0
				137		H	Winthrop	0	1	164		A	Longwood	0	1

Non-Div. I Games:

Coastal Caro.

Average RPI Win:	242	WON-LOST RECORD	WINNING PCT. RANK	LAST 10 GAMES	STRENGTH OF SCHEDULE	OPP. STRENGTH OF SCHEDULE	TEAM RPI	ADJ RPI	CONF. RPI	ADJ CONF. RPI					
DIV. I ONLY		11-6-1	.63889	79	7-2-1	217	282	147	.50911	144	29	29			
DIV. I NON-CONF.		4-4-0	.5	148	0-0-0	152	212	152	.49927	152	30	30			
<hr/>															
TOTALS	RPI 1-25	RPI 26-50		W-L RECORDS		RPI 51-100		RPI 101-150		RPI 150+					
11-6-1	0-0-0	0-0-0		OVERALL		1-2-0		0-0-0		10-4-1					
7-0-1	0-0-0	0-0-0		HOME		1-0-0		0-0-0		6-0-1					
4-6-0	0-0-0	0-0-0		AWAY		0-2-0		0-0-0		4-4-0					
0-0-0	0-0-0	0-0-0		NEUTRAL		0-0-0		0-0-0		0-0-0					
<hr/>															
4-4-0	0-0-0	0-0-0		NON-CONFERENCE		1-1-0		0-0-0		3-3-0					
3-0-0	0-0-0	0-0-0		HOME		1-0-0		0-0-0		2-0-0					
1-4-0	0-0-0	0-0-		AWAY		0-1-0		0-0-0		1-3-0					
0-0-0	0-0-0	0-0-0		NEUTRAL		0-0-0		0-0-0		0-0-0					
<hr/>															
7-2-1	0-0-0	0-0-0		CONFERENCE		0-1-0		0-0-0		7-1-1					
4-0-1	0-0-0	0-0-0		HOME		0-0-0		0-0-0		4-0-1					
3-2-0	0-0-0	0-0-0		AWAY		0-1-0		0-0-0		3-1-0					
0-0-0	0-0-0	0-0-0		NEUTRAL		0-0-0		0-0-0		0-0-0					
<hr/>															
RPI	S	Opponent	Score	RPI	S	Opponent	Score	RPI	S	Opponent	Score				
				65 A Monmouth				0	2	161 A Hartford		2	1		
				84 H Yale				1	0	166 A Wagner				1	2
				90 A Stony Brook				0	2	214 H American				1	0
										217 A Army				0	1
										221 H Iona				2	0
										234 A Siena				3	0
										235 A Rider				0	1
										237 H Marist				2	1
										240 A Central Conn. St.				1	3
										248 H Quinnipiac				0	0
										288 H Niagara				4	0
										290 H Holy Cross				2	1
										301 H Manhattan				2	0
										309 A Canisius				6	1
										319 A Saint Peter's				4	0
<hr/>															
				LAST 10 GAMES											
235 A Rider				0	1	301 H Manhattan				2	0				
234 A Siena				3	0	65 A Monmouth				0	2				
288 H Niagara				4	0	248 H Quinnipiac				0	0				
221 H Iona				2	0	237 H Marist				2	1				
309 A Canisius				6	1	319 A Saint Peter's				4	0				

Non-Div. I Games:

Fairfield

Average RPI Win: 233		WON-LOST RECORD		WINNING PCT. RANK		LAST 10 GAMES		STRENGTH OF SCHEDULE		OPP. STRENGTH OF SCHEDULE		TEAM RPI		ADJ RPI		CONF. RPI		ADJ CONF. RPI	
DIV. I ONLY		11-4-3		.69444 53		7-3-0		282		200		144		.50849 145		22		21	
DIV. I NON-CONF.		4-2-3		.61111 106		0-1-0		282		187		184		.48075 185		22		22	
TOTALS		RPI 1-25		RPI 26-50		W-L RECORDS		RPI 51-100		RPI 101-150		RPI 150+							
11-4-3		0-0-0		0-0-0		OVERALL		1-1-0		1-3-0		9-0-3							
5-3-2		0-0-0		0-0-0		HOME		0-1-0		1-2-0		4-0-2							
6-1-1		0-0-0		0-0-0		AWAY		1-0-0		0-1-0		5-0-1							
0-0-0		0-0-0		0-0-0		NEUTRAL		0-0-0		0-0-0		0-0-0							
4-2-3		0-0-0		0-0-0		NON-CONFERENCE		1-1-0		0-1-0		3-0-3							
2-2-2		0-0-0		0-0-0		HOME		0-1-0		0-1-0		2-0-2							
2-0-1		0-0-0		0-0-		AWAY		1-0-0		0-0-0		1-0-1							
0-0-0		0-0-0		0-0-0		NEUTRAL		0-0-0		0-0-0		0-0-0							
7-2-0		0-0-0		0-0-0		CONFERENCE		0-0-0		1-2-0		6-0-0							
3-1-0		0-0-0		0-0-0		HOME		0-0-0		1-1-0		2-0-0							
4-1-0		0-0-0		0-0-0		AWAY		0-0-0		0-1-0		4-0-0							
0-0-0		0-0-0		0-0-0		NEUTRAL		0-0-0		0-0-0		0-0-0							
RPI	S	Opponent		Score		RPI	S	Opponent		Score		RPI	S	Opponent		Score			

Average RPI Win: 245		WON-LOST	WINNING	LAST 10	STRENGTH OF		OPP. STRENGTH	TEAM	ADJ	CONF.	ADJ CONF.
Average RPI Loss: 134		RECORD	PCT. RANK	GAMES	SCHEDULE		OF SCHEDULE	RPI	RPI	RPI	RPI
DIV. I ONLY		9-4-4	.64706	74	7-1-2		250	180	146	.50847	146
DIV. I NON-CONF.		2-3-2	.42857	204	0-0-0		208	120	204	.46811	205
TOTALS		RPI 1-25	RPI 26-50		W-L RECORDS		RPI 51-100		RPI 101-150		RPI 150+
9-4-4		0-0-0	0-1-0		OVERALL		0-0-0		1-1-3		8-2-1
6-0-1		0-0-0	0-0-0		HOME		0-0-0		0-0-1		6-0-0
3-4-3		0-0-0	0-1-0		AWAY		0-0-0		1-1-2		2-2-1
0-0-0		0-0-0	0-0-0		NEUTRAL		0-0-0		0-0-0		0-0-0
2-3-2		0-0-0	0-1-0		NON-CONFERENCE		0-0-0		0-1-2		2-1-0
2-0-0		0-0-0	0-0-0		HOME		0-0-0		0-0-0		2-0-0
0-3-2		0-0-0	0-0-		AWAY		0-0-0		0-1-2		0-1-0
0-0-0		0-0-0	0-0-0		NEUTRAL		0-0-0		0-0-0		0-0-0
7-1-2		0-0-0	0-0-0		CONFERENCE		0-0-0		1-0-1		6-1-1
4-0-1		0-0-0	0-0-0		HOME		0-0-0		0-0-1		4-0-0
3-1-1		0-0-0	0-0-0		AWAY		0-0-0		1-0-0		2-1-1
0-0-0		0-0-0	0-0-0		NEUTRAL		0-0-0		0-0-0		0-0-0
RPI S	Opponent	Score	RPI S	Opponent	Score	RPI S	Opponent	Score	RPI S	Opponent	Score
			49 A	Iowa	1 3				108 A	Wright St.	0 0
									130 A	Oakland	0 2
									139 H	Miami (OH)	0 0
									148 A	Central Mich.	1 0
									150 A	Northwestern	0 0
									176 A	Saint Louis	2 3
									181 A	Kent St.	2 3
									198 A	Ohio	0 0
									207 H	Ball St.	2 1
									244 A	Toledo	5 1
									249 H	Buffalo	2 1
									255 H	Cleveland St.	1 0
									259 H	Northern Ill.	4 2
									260 H	Western Ill.	4 0
									271 H	Akron	3 0
									310 A	Bowling Green	5 0
LAST 10 GAMES											
			249 H	Buffalo	2 1		139 H	Miami (OH)	0 0		
			271 H	Akron	3 0		310 A	Bowling Green	5 0		
			198 A	Ohio	0 0		148 A	Central Mich.	1 0		
			181 A	Kent St.	2 3		259 H	Northern Ill.	4 2		
			207 H	Ball St.	2 1		244 A	Toledo	5 1		

Non-Div. I Games:

Western Mich.

Average RPI Win: Average RPI Loss:	271 126	WON-LOST RECORD	WINNING PCT. RANK	LAST 10 GAMES	STRENGTH OF SCHEDULE	OPP. STRENGTH OF SCHEDULE	TEAM RPI	ADJ RPI	CONF. RPI	ADJ CONF. RPI		
DIV. I ONLY		10-4-1	.7	51	4-4-0	262	286	142	.50807	147	15	15
DIV. I NON-CONF.		6-0-1	.92857	10	0-0-0	258	326	86	.54964	92	18	19
<hr/>												
TOTALS	RPI 1-25	RPI 26-50		W-L RECORDS		RPI 51-100		RPI 101-150		RPI 150+		
10-4-1	0-0-0	0-1-0		OVERALL		0-1-0		0-0-1		10-2-0		
4-1-1	0-0-0	0-0-0		HOME		0-0-0		0-0-1		4-1-0		
6-3-0	0-0-0	0-1-0		AWAY		0-1-0		0-0-0		6-1-0		
0-0-0	0-0-0	0-0-0		NEUTRAL		0-0-0		0-0-0		0-0-0		
6-0-1	0-0-0	0-0-0		NON-CONFERENCE		0-0-0		0-0-1		6-0-0		
3-0-1	0-0-0	0-0-0		HOME		0-0-0		0-0-1		3-0-0		
3-0-0	0-0-0	0-0-		AWAY		0-0-0		0-0-0		3-0-0		
0-0-0	0-0-0	0-0-0		NEUTRAL		0-0-0		0-0-0		0-0-0		
4-4-0	0-0-0	0-1-0		CONFERENCE		0-1-0		0-0-0		4-2-0		
1-1-0	0-0-0	0-0-0		HOME		0-0-0		0-0-0		1-1-0		
3-3-0	0-0-0	0-1-0		AWAY		0-1-0		0-0-0		3-1-0		
0-0-0	0-0-0	0-0-0		NEUTRAL		0-0-0		0-0-0		0-0-0		
RPI	S	Opponent	Score	RPI	S	Opponent	Score	RPI	S	Opponent	Score	
				43	A	Stephen F. Austin	1 4	63	A	Oral Roberts	1 3	
								136	H	South Ala.	1 1	
								165	A	La.-Lafayette	2 1	
								190	A	Northwestern St.	0 3	
								209	H	Lamar	1 2	
								211	A	Central Ark.	2 1	
								252	A	Houston Baptist	1 0	
								267	H	McNeese St.	3 0	
								276	A	La.-Monroe	3 2	
								295	H	Southern U.	8 1	
								299	A	Prairie View	2 1	
								306	A	A&M-Corpus Christi	2 1	
								318	H	Mississippi Val.	5 1	
								323	H	Alcorn	6 0	
				LAST 10 GAMES								
				252	A	Houston Baptist	1 0	209	H	Lamar	1 2	
				43	A	Stephen F. Austin	1 4	306	A	A&M-Corpus Christi	2 1	
				190	A	Northwestern St.	0 3	267	H	McNeese St.	3 0	
				211	A	Central Ark.	2 1	323	H	Alcorn	6 0	
				63	A	Oral Roberts	1 3	165	A	La.-Lafayette	2 1	

Non-Div. I Games:	Incarnate Word	2	4	Abilene Christian	3	1
-------------------	----------------	---	---	-------------------	---	---

Nicholls St.

Average RPI Win:		230	WON-LOST RECORD		WINNING PCT. RANK		LAST 10 GAMES		STRENGTH OF SCHEDULE		OPP. STRENGTH OF SCHEDULE		TEAM RPI		ADJ RPI		CONF. RPI		ADJ CONF. RPI		
DIV. I ONLY			7-10-1		.41667 207		7-3-0		67		154		148		.50659 148		20		20		
DIV. I NON-CONF.			0-7-1		.0625 314		0-0-0		34		38		222		.45483 220		20		20		
TOTALS		RPI 1-25		RPI 26-50		W-L RECORDS		RPI 51-100		RPI 101-150		RPI 150+									
7-10-1		0-2-0		0-2-0		OVERALL		0-2-0		0-3-0		7-1-1									
3-3-1		0-0-0		0-0-0		HOME		0-1-0		0-2-0		3-0-1									
4-5-0		0-2-0		0-1-0		AWAY		0-0-0		0-1-0		4-1-0									
0-2-0		0-0-0		0-1-0		NEUTRAL		0-1-0		0-0-0		0-0-0									
0-7-1		0-2-0		0-2-0		NON-CONFERENCE		0-2-0		0-0-0		0-1-1									
0-1-1		0-0-0		0-0-0		HOME		0-1-0		0-0-0		0-0-1									
0-4-0		0-2-0		0-0-		AWAY		0-0-0		0-0-0		0-1-0									
0-2-0		0-0-0		0-1-0		NEUTRAL		0-1-0		0-0-0		0-0-0									
7-3-0		0-0-0		0-0-0		CONFERENCE		0-0-0		0-3-0		7-0-0									
3-2-0		0-0-0		0-0-0		HOME		0-0-0		0-2-0		3-0-0									
4-1-0		0-0-0		0-0-0		AWAY		0-0-0		0-1-0		4-0-0									
0-0-0		0-0-0		0-0-0		NEUTRAL		0-0-0		0-0-0		0-0-0									
RPI	S	Opponent		Score		RPI	S	Opponent		Score		RPI	S	Opponent		Score					
18	A	Portland		0	1	32	A	Indiana		1	2	55	N	Washington		0	2				
21	A	West Virginia		0	4	46	N	Ohio St.		0	2	88	H	Dayton		0	1				
						LAST 10 GAMES															
						207 H Ball St.						1	0	244 H Toledo						1	0
						139 A Miami (OH)						0	1	102 H Eastern Mich.						0	3
						249 A Buffalo						1	0	146 H Western Mich.						0	1
						271 A Akron						2	0	198 A Ohio						2	1
						259 H Northern Ill.						3	0	181 A Kent St.						1	0

Average RPI Win:		212	WON-LOST RECORD		WINNING PCT. RANK		LAST 10 GAMES		STRENGTH OF SCHEDULE		OPP. STRENGTH OF SCHEDULE		TEAM RPI		ADJ RPI		CONF. RPI		ADJ CONF. RPI	
Average RPI Loss:		74																		
DIV. I ONLY			6-10-0		.375 240		4-6-0		71		89		150		.503 149		9		9	
DIV. I NON-CONF.			4-7-0		.36364 238		2-3-0		35		97		123		.52437 123		8		8	
TOTALS		RPI 1-25		RPI 26-50		W-L RECORDS		RPI 51-100		RPI 101-150		RPI 150+								
6-10-0		0-5-0		0-2-0		OVERALL		0-0-0		1-1-0		5-2-0								
4-3-0		0-1-0		0-0-0		HOME		0-0-0		1-0-0		3-2-0								
1-7-0		0-4-0		0-2-0		AWAY		0-0-0		0-1-0		1-0-0								
1-0-0		0-0-0		0-0-0		NEUTRAL		0-0-0		0-0-0		1-0-0								
4-7-0		0-4-0		0-1-0		NON-CONFERENCE		0-0-0		1-1-0		3-1-0								
3-1-0		0-0-0		0-0-0		HOME		0-0-0		1-0-0		2-1-0								
0-6-0		0-4-0		0-0-		AWAY		0-0-0		0-1-0		0-0-0								
1-0-0		0-0-0		0-0-0		NEUTRAL		0-0-0		0-0-0		1-0-0								
2-3-0		0-1-0		0-1-0		CONFERENCE		0-0-0		0-0-0		2-1-0								
1-2-0		0-1-0		0-0-0		HOME		0-0-0		0-0-0		1-1-0								
1-1-0		0-0-0		0-1-0		AWAY		0-0-0		0-0-0		1-0-0								
0-0-0		0-0-0		0-0-0		NEUTRAL		0-0-0		0-0-0		0-0-0								
RPI	S	Opponent		Score		RPI	S	Opponent		Score		RPI	S	Opponent		Score				
4	A	Marquette		0	3	26	A	California		2	4	103	A	San Diego St.		0	1			
13	A	Denver		0	2	36	A	Pepperdine		1	3	125	H	Cal Poly		2	1			
14	H	Santa Clara		0	4							163	H	San Francisco		1	0			
16	A	Stanford		0	5							208	H	New Mexico		1	0			
23	A	Colorado		0	2							222	N	Loyola Chicago		3	0			
												227	H	Lehigh		0	2			
												250	A	Loyola Marymount		3	1			
												273	H	Pacific		0	1			
												304	H	Grand Canyon		3	0			
LAST 10 GAMES																				
			36	A	Pepperdine	1	3	125	H	Cal Poly	2	1								
			250	A	Loyola Marymount	3	1	26	A	California	2	4								
			14	H	Santa Clara	0	4	16	A	Stanford	0	5								
			273	H	Pacific	0	1	227	H	Lehigh	0	2								
			163	H	San Francisco	1	0	208	H	New Mexico	1	0								

Non-Div. I Games:

St. Mary's (CA)

Average RPI Win:		83	WON-LOST RECORD		WINNING PCT. RANK		LAST 10 GAMES		STRENGTH OF SCHEDULE		OPP. STRENGTH OF SCHEDULE		TEAM RPI		ADJ RPI		CONF. RPI		ADJ CONF. RPI						
DIV. I ONLY			3-13-2		.22222	301	1-9-0		14		53		149		.50148 150		2		2						
DIV. I NON-CONF.			2-4-2		.375	229	0-0-0		53		169		145		.50524 148		2		2						
<hr/>																									
TOTALS		RPI 1-25				RPI 26-50				W-L RECORDS				RPI 51-100				RPI 101-150				RPI 150+			
3-13-2		1-4-0				0-4-0				OVERALL				1-3-0				1-0-1				0-2-1			
3-6-1		1-2-0				0-1-0				HOME				1-2-0				1-0-1				0-1-0			
0-7-1		0-2-0				0-3-0				AWAY				0-1-0				0-0-0				0-1-1			
0-0-0		0-0-0				0-0-0				NEUTRAL				0-0-0				0-0-0				0-0-0			
2-4-2		0-1-0				0-1-0				NON-CONFERENCE				1-0-0				1-0-1				0-2-1			
2-1-1		0-0-0				0-0-0				HOME				1-0-0				1-0-1				0-1-0			
0-3-1		0-1-0				0-0-				AWAY				0-0-0				0-0-0				0-1-1			
0-0-0		0-0-0				0-0-0				NEUTRAL				0-0-0				0-0-0				0-0-0			
1-9-0		1-3-0				0-3-0				CONFERENCE				0-3-0				0-0-0				0-0-0			
1-5-0		1-2-0				0-1-0				HOME				0-2-0				0-0-0				0-0-0			
0-4-0		0-1-0				0-2-0				AWAY				0-1-0				0-0-0				0-0-0			
0-0-0		0-0-0				0-0-0				NEUTRAL				0-0-0				0-0-0				0-0-0			
RPI	S	Opponent				Score		RPI	S	Opponent		Score		RPI	S	Opponent		Score		RPI	S	Opponent		Score	
7	H	Michigan				0	3	32	A	Indiana		1	2	54	H	Illinois		1	3	130	H	Oakland		2	0
8	H	Nebraska				1	2	46	A	Ohio St.		1	6	68	H	Michigan St.		1	2	146	H	Western Mich.		0	0
9	A	Penn St.				2	3	49	H	Iowa		0	1	91	A	Purdue		0	1	169	A	Northeastern		1	1
22	H	Minnesota				2	0	50	A	Boston U.		0	2	96	H	Dartmouth		2	0	177	A	Valparaiso		0	1
25	A	Notre Dame				1	4													260	H	Western Ill.		1	2
<hr/>																									
LAST 10 GAMES																									
															</										

Non-Div. I Games:

Northwestern

Average RPI Win:	242	WON-LOST RECORD	WINNING PCT. RANK	LAST 10 GAMES	STRENGTH OF SCHEDULE	OPP. STRENGTH OF SCHEDULE	TEAM RPI	ADJ RPI	CONF. RPI	ADJ CONF. RPI	
DIV. I ONLY	10-4-2	.6875	59	5-3-1	290	256	152	.50122	151	28	28
DIV. I NON-CONF.	5-1-1	.78571	40	0-0-0	249	216	109	.53618	109	28	28
<hr/>											
TOTALS	RPI 1-25	RPI 26-50		W-L RECORDS	RPI 51-100		RPI 101-150		RPI 150+		
10-4-2	0-0-0	0-0-0		OVERALL	0-0-0		1-0-1		9-4-1		
3-2-1	0-0-0	0-0-0		HOME	0-0-0		0-0-0		3-2-1		
7-2-1	0-0-0	0-0-0		AWAY	0-0-0		1-0-1		6-2-0		
0-0-0	0-0-0	0-0-0		NEUTRAL	0-0-0		0-0-0		0-0-0		
<hr/>											
5-1-1	0-0-0	0-0-0		NON-CONFERENCE	0-0-0		1-0-1		4-1-0		
1-0-0	0-0-0	0-0-0		HOME	0-0-0		0-0-0		1-0-0		
4-1-1	0-0-0	0-0-		AWAY	0-0-0		1-0-1		3-1-0		
0-0-0	0-0-0	0-0-0		NEUTRAL	0-0-0		0-0-0		0-0-0		
<hr/>											
5-3-1	0-0-0	0-0-0		CONFERENCE	0-0-0		0-0-0		5-3-1		
2-2-1	0-0-0	0-0-0		HOME	0-0-0		0-0-0		2-2-1		
3-1-0	0-0-0	0-0-0		AWAY	0-0-0		0-0-0		3-1-0		
0-0-0	0-0-0	0-0-0		NEUTRAL	0-0-0		0-0-0		0-0-0		
<hr/>											
RPI S	Opponent	Score	RPI S	Opponent	Score	RPI S	Opponent	Score	RPI S	Opponent	Score
						121 A Western Ky. 1 1					
						134 A Appalachian St. 2 1					
						173 H UT Martin 2 1					
						174 H Southeast Mo. St. 1 1					
						191 H SIU Edwardsville 0 1					
						197 A St. Bonaventure 3 2					
						199 A Lipscomb 2 1					
						216 H Morehead St. 2 3					
						231 A Belmont 3 1					
						249 A Buffalo 0 1					
						251 A Eastern Ky. 2 3					
						282 H UALR 3 0					
						293 A Chattanooga 4 0					
						294 H Eastern Ill. 3 0					
						303 A Jacksonville St. 3 0					
						315 A Tennessee Tech 5 0					
						<hr/>					
			LAST 10 GAMES								
			303 A Jacksonville St. 3 0			231 A Belmont 3 1					
			251 A Eastern Ky. 2 3			315 A Tennessee Tech 5 0					
			216 H Morehead St. 2 3			174 H Southeast Mo. St. 1 1					
			191 H SIU Edwardsville 0 1			173 H UT Martin 2 1					
			294 H Eastern Ill. 3 0			249 A Buffalo 0 1					

Non-Div. I Games:

Austin Peay

Average RPI Win:	220	WON-LOST RECORD	WINNING PCT. RANK	LAST 10 GAMES	STRENGTH OF SCHEDULE	OPP. STRENGTH OF SCHEDULE	TEAM RPI	ADJ RPI	CONF. RPI	ADJ CONF. RPI	
Average RPI Loss:	93										
DIV. I ONLY	7-7-1	.5	152	5-3-0	157	120	153	.50083	152	17	17
DIV. I NON-CONF.	4-4-1	.5	148	2-0-0	176	80	150	.50324	149	16	16
<hr/>											
TOTALS	RPI 1-25	RPI 26-50		W-L RECORDS	RPI 51-100		RPI 101-150		RPI 150+		
7-7-1	0-2-0	0-1-0		OVERALL	0-0-0		1-3-1		6-1-0		
5-0-0	0-0-0	0-0-0		HOME	0-0-0		1-0-0		4-0-0		
2-7-1	0-2-0	0-1-0		AWAY	0-0-0		0-3-1		2-1-0		
0-0-0	0-0-0	0-0-0		NEUTRAL	0-0-0		0-0-0		0-0-0		
<hr/>											
4-4-1	0-2-0	0-1-0		NON-CONFERENCE	0-0-0		0-1-1		4-0-0		
2-0-0	0-0-0	0-0-0		HOME	0-0-0		0-0-0		2-0-0		
2-4-1	0-2-0	0-0-		AWAY	0-0-0		0-1-1		2-0-0		
0-0-0	0-0-0	0-0-0		NEUTRAL	0-0-0		0-0-0		0-0-0		
<hr/>											
3-3-0	0-0-0	0-0-0		CONFERENCE	0-0-0		1-2-0		2-1-0		
3-0-0	0-0-0	0-0-0		HOME	0-0-0		1-0-0		2-0-0		
0-3-0	0-0-0	0-0-0		AWAY	0-0-0		0-2-0		0-1-0		
0-0-0	0-0-0	0-0-0		NEUTRAL	0-0-0		0-0-0		0-0-0		
<hr/>											
RPI S	Opponent	Score		RPI S	Opponent	Score		RPI S	Opponent	Score	
7 A	Michigan	0	2	26 A	California	1	2	102 A	Eastern Mich.	2	3
25 A	Notre Dame	0	4					107 A	Milwaukee	1	2
								108 H	Wright St.	2	0
								130 A	Oakland	0	2
								148 A	Central Mich.	2	2
								163 A	San Francisco	1	0
								177 H	Valparaiso	2	0
								220 H	Stetson	4	0
								254 H	Green Bay	1	0
								255 A	Cleveland St.	0	2
								309 A	Canisius	2	1
								310 H	Bowling Green	3	0
<hr/>											
LAST 10 GAMES											
177 H	Valparaiso	2	0	255 A	Cleveland St.	0	2				
130 A	Oakland	0	2	220 H	Stetson	4	0				
108 H	Wright St.	2	0	310 H	Bowling Green	3	0				
254 H	Green Bay	1	0	7 A	Michigan	0	2				
107 A	Milwaukee	1	2	25 A	Notre Dame	0	4				

Average RPI Win:	225	WON-LOST	WINNING	LAST 10	STRENGTH OF	OPP. STRENGTH	TEAM	ADJ	CONF.	ADJ CONF.					
Average RPI Loss:	139	RECORD	PCT. RANK	GAMES	SCHEDULE	OF SCHEDULE	RPI	RPI	RPI	RPI					
DIV. I ONLY	9-7-1	.55882	120	6-4-0	187	197	154	.50067	153	27	27				
DIV. I NON-CONF.	4-6-1	.40909	212	1-3-0	123	159	174	.48693	173	27	26				
<hr/>															
TOTALS	RPI 1-25	RPI 26-50		W-L RECORDS		RPI 51-100		RPI 101-150		RPI 150+					
9-7-1	0-0-0	0-0-0		OVERALL		0-3-0		1-1-0		8-3-1					
3-2-1	0-0-0	0-0-0		HOME		0-1-0		0-0-0		3-1-1					
6-4-0	0-0-0	0-0-0		AWAY		0-1-0		1-1-0		5-2-0					
0-1-0	0-0-0	0-0-0		NEUTRAL		0-1-0		0-0-0		0-0-0					
<hr/>															
4-6-1	0-0-0	0-0-0		NON-CONFERENCE		0-3-0		1-1-0		3-2-1					
1-2-1	0-0-0	0-0-0		HOME		0-1-0		0-0-0		1-1-1					
3-3-0	0-0-0	0-0-		AWAY		0-1-0		1-1-0		2-1-0					
0-1-0	0-0-0	0-0-0		NEUTRAL		0-1-0		0-0-0		0-0-0					
<hr/>															
5-1-0	0-0-0	0-0-0		CONFERENCE		0-0-0		0-0-0		5-1-0					
2-0-0	0-0-0	0-0-0		HOME		0-0-0		0-0-0		2-0-0					
3-1-0	0-0-0	0-0-0		AWAY		0-0-0		0-0-0		3-1-0					
0-0-0	0-0-0	0-0-0		NEUTRAL		0-0-0		0-0-0		0-0-0					
<hr/>															
RPI	S	Opponent	Score	RPI	S	Opponent	Score	RPI	S	Opponent	Score				
				59		H	Navy	0	5	105		A	Delaware	0	2
				67		N	VCU	1	2	130		A	Oakland	3	1
				77		A	Villanova	1	2	166		A	Wagner	2	1
										196		H	George Mason	3	0
										200		A	George Washington	3	1
										210		A	Duquesne	0	1
										216		H	Morehead St.	1	1
										218		H	Towson	1	2
										226		A	Bucknell	2	1
										240		A	Central Conn. St.	1	2
										263		A	LIU Brooklyn	2	0
										268		A	Mt. St. Mary's	5	0
										280		H	Bryant	5	0
										292		H	Robert Morris	3	1
				<hr/>											
				LAST 10 GAMES											
				268		A	Mt. St. Mary's	5	0	263		A	LIU Brooklyn	2	0
				240		A	Central Conn. St.	1	2	130		A	Oakland	3	1
				292		H	Robert Morris	3	1	59		H	Navy	0	5
				280		H	Bryant	5	0	218		H	Towson	1	2
				166		A	Wagner	2	1	77		A	Villanova	1	2

Non-Div. I Games:

Saint Francis (PA)

Average RPI Win: 171		WON-LOST	WINNING	LAST 10	STRENGTH OF		OPP. STRENGTH	TEAM	ADJ		CONF.	ADJ CONF.	
Average RPI Loss: 114		RECORD	PCT. RANK	GAMES	SCHEDULE		OF SCHEDULE	RPI	RPI		RPI	RPI	
DIV. I ONLY		6-7-3	.46875	180	4-5-1		139	106	155	.50018	154	12	12
DIV. I NON-CONF.		2-3-2	.42857	204	0-1-0		141	109	160	.49125	159	12	12
TOTALS		RPI 1-25	RPI 26-50		W-L RECORDS		RPI 51-100		RPI 101-150		RPI 150+		
6-7-3	0-1-0	0-1-0		OVERALL		2-2-0		0-0-1		4-3-2			
3-4-1	0-1-0	0-1-0		HOME		1-2-0		0-0-0		2-0-1			
3-3-2	0-0-0	0-0-0		AWAY		1-0-0		0-0-1		2-3-1			
0-0-0	0-0-0	0-0-0		NEUTRAL		0-0-0		0-0-0		0-0-0			
2-3-2	0-0-0	0-1-0		NON-CONFERENCE		0-1-0		0-0-1		2-1-1			
1-2-0	0-0-0	0-1-0		HOME		0-1-0		0-0-0		1-0-0			
1-1-2	0-0-0	0-0-		AWAY		0-0-0		0-0-1		1-1-1			
0-0-0	0-0-0	0-0-0		NEUTRAL		0-0-0		0-0-0		0-0-0			
4-4-1	0-1-0	0-0-0		CONFERENCE		2-1-0		0-0-0		2-2-1			
2-2-1	0-1-0	0-0-0		HOME		1-1-0		0-0-0		1-0-1			
2-2-0	0-0-0	0-0-0		AWAY		1-0-0		0-0-0		1-2-0			
0-0-0	0-0-0	0-0-0		NEUTRAL		0-0-0		0-0-0		0-0-0			
RPI S	Opponent	Score		RPI S	Opponent	Score		RPI S	Opponent	Score			
24 H	Colorado Col.	3	4	43 H	Stephen F. Austin	0	1	70 A	UTEP	2	1		
								79 H	LSU	0	1		
								92 H	North Texas	4	0		
								93 H	Tulsa	0	1		
								121 A	Western Ky.	0	0		
								158 A	FIU	2	5		
								162 A	Vanderbilt	3	2		
								178 H	East Carolina	2	2		
								184 A	Texas St.	0	0		
								194 A	UTSA	0	2		
								208 A	New Mexico	0	3		
								209 H	Lamar	5	3		
								219 A	Southern Miss.	3	0		
								274 H	Old Dominion	5	2		
LAST 10 GAMES													
178 H	East Carolina	2	2	93 H	Tulsa	0	1						
274 H	Old Dominion	5	2	92 H	North Texas	4	0						
158 A	FIU	2	5	194 A	UTSA	0	2						
24 H	Colorado Col.	3	4	70 A	UTEP	2	1						
219 A	Southern Miss.	3	0	79 H	LSU	0	1						

Non-Div. I Games:

Rice

Average RPI Win:	259	WON-LOST RECORD	WINNING PCT. RANK	LAST 10 GAMES	STRENGTH OF SCHEDULE	OPP. STRENGTH OF SCHEDULE	TEAM RPI	ADJ RPI	CONF. RPI	ADJ CONF. RPI	
Average RPI Loss:	132										
DIV. I ONLY	7-5-3	.56667	115	5-3-2	191	212	151	.49981	155	8	8
DIV. I NON-CONF.	7-2-1	.75	50	5-0-0	272	279	138	.51113	139	10	10
<hr/>											
TOTALS	RPI 1-25	RPI 26-50		W-L RECORDS	RPI 51-100		RPI 101-150		RPI 150+		
7-5-3	0-0-0	0-0-0		OVERALL	0-3-1		0-0-1		7-2-1		
4-2-1	0-0-0	0-0-0		HOME	0-2-1		0-0-0		4-0-0		
3-2-2	0-0-0	0-0-0		AWAY	0-1-0		0-0-1		3-1-1		
0-1-0	0-0-0	0-0-0		NEUTRAL	0-0-0		0-0-0		0-1-0		
<hr/>											
7-2-1	0-0-0	0-0-0		NON-CONFERENCE	0-1-0		0-0-0		7-1-1		
4-1-0	0-0-0	0-0-0		HOME	0-1-0		0-0-0		4-0-0		
3-0-1	0-0-0	0-0-		AWAY	0-0-0		0-0-0		3-0-1		
0-1-0	0-0-0	0-0-0		NEUTRAL	0-0-0		0-0-0		0-1-0		
<hr/>											
0-3-2	0-0-0	0-0-0		CONFERENCE	0-2-1		0-0-1		0-1-0		
0-1-1	0-0-0	0-0-0		HOME	0-1-1		0-0-0		0-0-0		
0-2-1	0-0-0	0-0-0		AWAY	0-1-0		0-0-1		0-1-0		
0-0-0	0-0-0	0-0-0		NEUTRAL	0-0-0		0-0-0		0-0-0		
<hr/>											
RPI S	Opponent	Score	RPI S	Opponent	Score	RPI S	Opponent	Score	RPI S	Opponent	Score
						51 H Penn	0	1	118 A Princeton	3	3
						65 H Monmouth	0	2	156 H Fairleigh Dickinson	2	0
						71 H Brown	0	0	171 A Cornell	0	2
						96 A Dartmouth	2	4	202 A North Florida	2	2
						247 H Lafayette	3	2	263 H LIU Brooklyn	3	0
						265 H NJIT	2	0	275 A Sacred Heart	1	0
						278 N Fla. Atlantic	1	2	301 A Manhattan	3	2
						307 A Albany (NY)	3	0			
						LAST 10 GAMES					
						96 A Dartmouth	2	4	71 H Brown	0	0
						118 A Princeton	3	3	263 H LIU Brooklyn	3	0
						247 H Lafayette	3	2	171 A Cornell	0	2
						51 H Penn	0	1	156 H Fairleigh Dickinson	2	0
						265 H NJIT	2	0	307 A Albany (NY)	3	0

Non-Div. I Games:

Columbia

Average RPI Win:	260	WON-LOST	WINNING	LAST 10	STRENGTH OF	OPP. STRENGTH	TEAM	ADJ	CONF.	ADJ CONF.	
Average RPI Loss:	101	RECORD	PCT. RANK	GAMES	SCHEDULE	OF SCHEDULE	RPI	RPI	RPI	RPI	
DIV. I ONLY	8-6-3	.55882	120	4-2-2	171	266	156	.49972	156	27	27
DIV. I NON-CONF.	4-6-1	.40909	212	0-2-0	113	241	177	.48472	177	27	26
<hr/>											
TOTALS	RPI 1-25	RPI 26-50		W-L RECORDS		RPI 51-100		RPI 101-150		RPI 150+	
8-6-3	0-0-0	0-0-0		OVERALL		0-4-0		0-0-0		8-2-3	
6-1-1	0-0-0	0-0-0		HOME		0-0-0		0-0-0		6-1-1	
2-5-2	0-0-0	0-0-0		AWAY		0-3-0		0-0-0		2-1-2	
0-0-0	0-0-0	0-0-0		NEUTRAL		0-0-0		0-0-0		0-0-0	
4-6-1	0-0-0	0-0-0		NON-CONFERENCE		0-4-0		0-0-0		4-2-1	
3-1-0	0-0-0	0-0-0		HOME		0-0-0		0-0-0		3-1-0	
1-5-1	0-0-0	0-0-		AWAY		0-4-0		0-0-0		1-1-1	
0-0-0	0-0-0	0-0-0		NEUTRAL		0-0-0		0-0-0		0-0-0	
4-0-2	0-0-0	0-0-0		CONFERENCE		0-0-0		0-0-0		4-0-2	
3-0-1	0-0-0	0-0-0		HOME		0-0-0		0-0-0		3-0-1	
1-0-1	0-0-0	0-0-0		AWAY		0-0-0		0-0-0		1-0-1	
0-0-0	0-0-0	0-0-0		NEUTRAL		0-0-0		0-0-0		0-0-0	
RPI	S	Opponent	Score	RPI	S	Opponent	Score	RPI	S	Opponent	Score
						51 A Penn	0 4			155 A Columbia	0 2
						65 A Monmouth	0 1			161 H Hartford	0 3
						85 A Syracuse	1 2			166 H Wagner	0 0
						90 A Stony Brook	0 6			221 H Iona	1 0
										235 H Rider	2 0
										240 H Central Conn. St.	1 0
										243 A Vermont	1 1
										247 A Lafayette	1 0
										263 A LIU Brooklyn	2 0
										268 H Mt. St. Mary's	3 2
										275 A Sacred Heart	0 0
										280 H Bryant	3 0
										325 H Delaware St.	2 1
<hr/>											
LAST 10 GAMES											
						85 A Syracuse	1 2			263 A LIU Brooklyn	2 0
						275 A Sacred Heart	0 0			51 A Penn	0 4
						240 H Central Conn. St.	1 0			268 H Mt. St. Mary's	3 2
						280 H Bryant	3 0			325 H Delaware St.	2 1
						166 H Wagner	0 0			155 A Columbia	0 2

Non-Div. I Games:

Fairleigh Dickinson

Average RPI Win:	235	WON-LOST RECORD	WINNING PCT. RANK	LAST 10 GAMES		STRENGTH OF SCHEDULE	OPP. STRENGTH OF SCHEDULE	TEAM RPI	ADJ RPI	CONF. RPI	ADJ CONF. RPI				
DIV. I ONLY		8-8-1	.5	152	6-3-1	159	131	159	.49874	157	18	18			
DIV. I NON-CONF.		3-5-0	.375	229	1-0-0	155	37	185	.48164	184	19	18			
<hr/>															
TOTALS	RPI 1-25			RPI 26-50	W-L RECORDS		RPI 51-100			RPI 101-150		RPI 150+			
8-8-1	0-1-0			0-2-0	OVERALL		0-1-1			1-1-0		7-3-0			
4-2-1	0-0-0			0-1-0	HOME		0-1-1			0-0-0		4-0-0			
3-4-0	0-1-0			0-0-0	AWAY		0-0-0			1-0-0		2-3-0			
1-2-0	0-0-0			0-1-0	NEUTRAL		0-0-0			0-1-0		1-0-0			
3-5-0	0-1-0			0-2-0	NON-CONFERENCE		0-1-0			0-1-0		3-0-0			
1-2-0	0-0-0			0-1-0	HOME		0-1-0			0-0-0		1-0-0			
1-1-0	0-1-0			0-0-	AWAY		0-0-0			0-0-0		1-0-0			
1-2-0	0-0-0			0-1-0	NEUTRAL		0-0-0			0-1-0		1-0-0			
5-3-1	0-0-0			0-0-0	CONFERENCE		0-0-1			1-0-0		4-3-0			
3-0-1	0-0-0			0-0-0	HOME		0-0-1			0-0-0		3-0-0			
2-3-0	0-0-0			0-0-0	AWAY		0-0-0			1-0-0		1-3-0			
0-0-0	0-0-0			0-0-0	NEUTRAL		0-0-0			0-0-0		0-0-0			
RPI	S	Opponent	Score	RPI	S	Opponent	Score	RPI	S	Opponent	Score	RPI	S	Opponent	Score
3	A	North Carolina	0 3	28	N	Duke	0 1	69	H	FGCU	0 0	117	N	Oklahoma	0 2
				30	H	Ole Miss	1 2	87	H	Samford	0 3	128	A	Jacksonville	2 1
												192	A	Mercer	1 2
												199	H	Lipscomb	2 1
												202	A	North Florida	1 4
												220	H	Stetson	1 0
												232	A	Georgia St.	1 0
												236	H	Troy	2 0
												246	A	East Tenn. St.	0 2
												269	H	Northern Ky.	2 0
												277	A	USC Upstate	3 1
												315	N	Tennessee Tech	1 0
															</

Non-Div. I Games:

Kennesaw St.

Average RPI Win:	213	WON-LOST	WINNING	LAST 10	STRENGTH OF	OPP. STRENGTH	TEAM	ADJ	CONF.	ADJ CONF.		
Average RPI Loss:	93	RECORD	PCT. RANK	GAMES	SCHEDULE	OF SCHEDULE	RPI	RPI	RPI	RPI		
DIV. I ONLY		7-10-0	.41176	213	5-5-0	93	135	160	.49843	158	12	12
DIV. I NON-CONF.		2-6-0	.25	276	0-1-0	42	133	175	.48681	174	12	12
<hr/>												
TOTALS	RPI 1-25	RPI 26-50		W-L RECORDS		RPI 51-100		RPI 101-150		RPI 150+		
7-10-0	0-2-0	0-0-0		OVERALL		0-4-0		1-2-0		6-2-0		
3-5-0	0-1-0	0-0-0		HOME		0-2-0		0-1-0		3-1-0		
4-5-0	0-1-0	0-0-0		AWAY		0-2-0		1-1-0		3-1-0		
0-0-0	0-0-0	0-0-0		NEUTRAL		0-0-0		0-0-0		0-0-0		
2-6-0	0-1-0	0-0-0		NON-CONFERENCE		0-4-0		0-1-0		2-0-0		
1-3-0	0-1-0	0-0-0		HOME		0-2-0		0-0-0		1-0-0		
1-3-0	0-0-0	0-0-		AWAY		0-2-0		0-1-0		1-0-0		
0-0-0	0-0-0	0-0-0		NEUTRAL		0-0-0		0-0-0		0-0-0		
5-4-0	0-1-0	0-0-0		CONFERENCE		0-0-0		1-1-0		4-2-0		
2-2-0	0-0-0	0-0-0		HOME		0-0-0		0-1-0		2-1-0		
3-2-0	0-1-0	0-0-0		AWAY		0-0-0		1-0-0		2-1-0		
0-0-0	0-0-0	0-0-0		NEUTRAL		0-0-0		0-0-0		0-0-0		
RPI	S	Opponent	Score	RPI	S	Opponent	Score	RPI	S	Opponent	Score	
12	H	Florida	0 4					112	H	Charlotte	0 2	
24	A	Colorado Col.	0 3					114	A	UAB	3 2	
								128	A	Jacksonville	1 2	
								154	H	Rice	5 2	
								172	A	Middle Tenn.	0 1	
								178	H	East Carolina	1 2	
								193	A	Louisiana Tech	3 2	
								220	A	Stetson	2 0	
								255	H	Cleveland St.	2 0	
								274	H	Old Dominion	4 0	
								278	A	Fla. Atlantic	1 0	
				LAST 10 GAMES								
				172	A	Middle Tenn.	0 1	193	A	Louisiana Tech	3 2	
				278	A	Fla. Atlantic	1 0	24	A	Colorado Col.	0 3	
				154	H	Rice	5 2	274	H	Old Dominion	4 0	
				178	H	East Carolina	1 2	112	H	Charlotte	0 2	
				114	A	UAB	3 2	128	A	Jacksonville	1 2	

Non-Div. I Games:

FIU

Average RPI Win:	220	WON-LOST RECORD	WINNING PCT. RANK	LAST 10 GAMES	STRENGTH OF SCHEDULE	OPP. STRENGTH OF SCHEDULE	TEAM RPI	ADJ RPI	CONF. RPI	ADJ CONF. RPI		
DIV. I ONLY		9-8-1	.52778	142	4-6-0	172	172	162	.49784	159	13	13
DIV. I NON-CONF.		6-2-1	.72222	57	1-0-0	229	215	117	.52786	117	14	14
<hr/>												
TOTALS	RPI 1-25	RPI 26-50			W-L RECORDS		RPI 51-100		RPI 101-150		RPI 150+	
9-8-1	0-0-0	0-0-0			OVERALL		0-3-0		1-3-0		8-2-1	
2-5-1	0-0-0	0-0-0			HOME		0-2-0		1-3-0		1-0-1	
6-3-0	0-0-0	0-0-0			AWAY		0-1-0		0-0-0		6-2-0	
1-0-0	0-0-0	0-0-0			NEUTRAL		0-0-0		0-0-0		1-0-0	
<hr/>												
6-2-1	0-0-0	0-0-0			NON-CONFERENCE		0-0-0		1-1-0		5-1-1	
2-1-1	0-0-0	0-0-0			HOME		0-0-0		1-1-0		1-0-1	
3-1-0	0-0-0	0-0-			AWAY		0-0-0		0-0-0		3-1-0	
1-0-0	0-0-0	0-0-0			NEUTRAL		0-0-0		0-0-0		1-0-0	
<hr/>												
3-6-0	0-0-0	0-0-0			CONFERENCE		0-3-0		0-2-0		3-1-0	
0-4-0	0-0-0	0-0-0			HOME		0-2-0		0-2-0		0-0-0	
3-2-0	0-0-0	0-0-0			AWAY		0-1-0		0-0-0		3-1-0	
0-0-0	0-0-0	0-0-0			NEUTRAL		0-0-0		0-0-0		0-0-0	
<hr/>												
RPI S	Opponent	Score	RPI S	Opponent	Score	RPI S	Opponent	Score	RPI S	Opponent	Score	
						75 H Furman	0	1	101 H UNC Greensboro	0	2	
						82 A Elon	1	3	112 H Charlotte	0	1	
						87 H Samford	1	2	121 H Western Ky.	2	0	
									142 H Wofford	0	1	
									167 N UNC Wilmington	2	1	
									178 A East Carolina	1	2	
									185 A Davidson	1	2	
									192 A Mercer	2	0	
									199 H Lipscomb	2	0	
									213 A Citadel	4	0	
									224 A Ga. Southern	2	1	
									246 H East Tenn. St.	1	1	
									251 A Eastern Ky.	2	0	
									293 A Chattanooga	1	0	
									316 A Francis Marion	4	2	
<hr/>												
			LAST 10 GAMES									
			213 A Citadel			4	0	87 H Samford			1	2
			316 A Francis Marion			4	2	224 A Ga. Southern			2	1
			142 H Wofford			0	1	185 A Davidson			1	2
			75 H Furman			0	1	101 H UNC Greensboro			0	2
			293 A Chattanooga			1	0	82 A Elon			1	3

Non-Div. I Games:

Western Caro.

Average RPI Win:	210	WON-LOST RECORD	WINNING PCT. RANK	LAST 10 GAMES	STRENGTH OF SCHEDULE	OPP. STRENGTH OF SCHEDULE	TEAM RPI	ADJ RPI	CONF. RPI	ADJ CONF. RPI			
Average RPI Loss:	121												
DIV. I ONLY	9-8-1	.52778	142	4-6-0	180	148	157	.49782	160	11	11		
DIV. I NON-CONF.	6-4-1	.59091	123	1-2-0	188	200	143	.50681	146	11	11		
<hr/>													
TOTALS	RPI 1-25	RPI 26-50		W-L RECORDS	RPI 51-100		RPI 101-150		RPI 150+				
9-8-1	0-1-0	0-1-0		OVERALL	1-2-0		1-2-1		7-2-0				
6-3-0	0-1-0	0-0-0		HOME	1-1-0		1-1-0		4-0-0				
3-4-1	0-0-0	0-0-0		AWAY	0-1-0		0-1-1		3-2-0				
0-1-0	0-0-0	0-1-0		NEUTRAL	0-0-0		0-0-0		0-0-0				
<hr/>													
6-4-1	0-1-0	0-1-0		NON-CONFERENCE	0-0-0		1-0-1		5-2-0				
4-1-0	0-1-0	0-0-0		HOME	0-0-0		1-0-0		3-0-0				
2-2-1	0-0-0	0-0-		AWAY	0-0-0		0-0-1		2-2-0				
0-1-0	0-0-0	0-1-0		NEUTRAL	0-0-0		0-0-0		0-0-0				
<hr/>													
3-4-0	0-0-0	0-0-0		CONFERENCE	1-2-0		0-2-0		2-0-0				
2-2-0	0-0-0	0-0-0		HOME	1-1-0		0-1-0		1-0-0				
1-2-0	0-0-0	0-0-0		AWAY	0-1-0		0-1-0		1-0-0				
0-0-0	0-0-0	0-0-0		NEUTRAL	0-0-0		0-0-0		0-0-0				
<hr/>													
RPI S	Opponent	Score	RPI S	Opponent	Score	RPI S	Opponent	Score	RPI S	Opponent	Score		
13 H	Denver	1 2	34 N	Texas Tech	0 2	74 H	UC Irvine	1 0	115 A	Weber St.	1 1		
						76 H	Long Beach St.	1 2	125 H	Cal Poly	1 2		
						94 A	Cal St. Fullerton	0 1	129 H	Cincinnati	1 0		
									140 A	Hawaii	0 1		
									182 H	Fresno St.	2 0		
									195 A	Cal St. Northridge	1 0		
									208 A	New Mexico	2 0		
									238 A	Southern Utah	3 4		
									242 H	UC Riverside	1 0		
									250 A	Loyola Marymount	0 1		
									273 H	Pacific	1 0		
									285 H	Bakersfield	3 0		
									300 A	San Jose St.	2 0		
<hr/>													
LAST 10 GAMES													
125 H Cal Poly						1	2	76 H Long Beach St.				1	2
94 A Cal St. Fullerton						0	1	74 H UC Irvine				1	0
242 H UC Riverside						1	0	13 H Denver				1	2
195 A Cal St. Northridge						1	0	34 N Texas Tech				0	2
140 A Hawaii						0	1	208 A New Mexico				2	0

Non-Div. I Games:

UC Santa Barbara

Average RPI Win:	234	WON-LOST	WINNING	LAST 10	STRENGTH OF	OPP. STRENGTH	TEAM	ADJ	CONF.	ADJ CONF.	
Average RPI Loss:	167	RECORD	PCT. RANK	GAMES	SCHEDULE	OF SCHEDULE	RPI	RPI	RPI	RPI	
DIV. I ONLY	10-5-3	.63889	79	7-3-0	268	234	163	.49743	161	25	25
DIV. I NON-CONF.	5-2-3	.65	89	2-0-0	250	206	151	.50164	150	25	25
<hr/>											
TOTALS	RPI 1-25	RPI 26-50		W-L RECORDS		RPI 51-100		RPI 101-150		RPI 150+	
10-5-3	0-0-0	0-0-0		OVERALL		1-1-0		0-1-0		9-3-3	
5-3-0	0-0-0	0-0-0		HOME		1-0-0		0-1-0		4-2-0	
4-2-2	0-0-0	0-0-0		AWAY		0-1-0		0-0-0		4-1-2	
1-0-1	0-0-0	0-0-0		NEUTRAL		0-0-0		0-0-0		1-0-1	
<hr/>											
5-2-3	0-0-0	0-0-0		NON-CONFERENCE		0-1-0		0-1-0		5-0-3	
3-1-0	0-0-0	0-0-0		HOME		0-0-0		0-1-0		3-0-0	
1-1-2	0-0-0	0-0-		AWAY		0-1-0		0-0-0		1-0-2	
1-0-1	0-0-0	0-0-0		NEUTRAL		0-0-0		0-0-0		1-0-1	
<hr/>											
5-3-0	0-0-0	0-0-0		CONFERENCE		1-0-0		0-0-0		4-3-0	
2-2-0	0-0-0	0-0-0		HOME		1-0-0		0-0-0		1-2-0	
3-1-0	0-0-0	0-0-0		AWAY		0-0-0		0-0-0		3-1-0	
0-0-0	0-0-0	0-0-0		NEUTRAL		0-0-0		0-0-0		0-0-0	
<hr/>											
RPI	S	Opponent	Score	RPI	S	Opponent	Score	RPI	S	Opponent	Score
								84	A	Yale	0 2
								90	H	Stony Brook	3 2
								144	H	Fairfield	1 2
								156	A	Fairleigh Dickinson	3 0
								170	H	Maine	0 1
								175	A	UMBC	1 2
								179	A	Saint Joseph's	0 0
								214	N	American	1 0
								221	A	Iona	1 1
								223	A	Binghamton	2 0
								240	H	Central Conn. St.	2 0
								243	H	Vermont	2 0
								261	H	New Hampshire	0 1
								275	H	Sacred Heart	3 0
								280	H	Bryant	1 0
								290	N	Holy Cross	0 0
								307	A	Albany (NY)	3 1
314	A	UMass Lowell	4 0								
				LAST 10 GAMES							
				175	A	UMBC	1 2	261	H	New Hampshire	0 1
				243	H	Vermont	2 0	170	H	Maine	0 1
				223	A	Binghamton	2 0	307	A	Albany (NY)	3 1
				314	A	UMass Lowell	4 0	275	H	Sacred Heart	3 0
				90	H	Stony Brook	3 2	240	H	Central Conn. St.	2 0

Non-Div. I Games:

Hartford

Average RPI Win:	141	WON-LOST RECORD	WINNING PCT. RANK	LAST 10 GAMES	STRENGTH OF SCHEDULE	OPP. STRENGTH OF SCHEDULE	TEAM RPI	ADJ RPI	CONF. RPI	ADJ CONF. RPI		
DIV. I ONLY		4-11-3	.30556	275	1-8-1	65	50	174	.49742	162	5	5
DIV. I NON-CONF.		3-3-2	.5	148	0-0-0	69	67	107	.54197	101	4	4
<hr/>												
TOTALS	RPI 1-25	RPI 26-50		W-L RECORDS		RPI 51-100		RPI 101-150		RPI 150+		
4-11-3	0-1-0	1-3-0		OVERALL		1-5-2		0-1-1		2-1-0		
2-5-2	0-0-0	0-1-0		HOME		0-2-2		0-1-0		2-1-0		
2-6-0	0-1-0	1-2-0		AWAY		1-3-0		0-0-0		0-0-0		
0-0-1	0-0-0	0-0-0		NEUTRAL		0-0-0		0-0-1		0-0-0		
3-3-2	0-0-0	1-0-0		NON-CONFERENCE		1-1-1		0-1-1		1-1-0		
1-2-1	0-0-0	0-0-0		HOME		0-0-1		0-1-0		1-1-0		
2-1-0	0-0-0	1-0-		AWAY		1-1-0		0-0-0		0-0-0		
0-0-1	0-0-0	0-0-0		NEUTRAL		0-0-0		0-0-1		0-0-0		
1-8-1	0-1-0	0-3-0		CONFERENCE		0-4-1		0-0-0		1-0-0		
1-3-1	0-0-0	0-1-0		HOME		0-2-1		0-0-0		1-0-0		
0-5-0	0-1-0	0-2-0		AWAY		0-2-0		0-0-0		0-0-0		
0-0-0	0-0-0	0-0-0		NEUTRAL		0-0-0		0-0-0		0-0-0		
<hr/>												
RPI	S	Opponent	Score	RPI	S	Opponent	Score	RPI	S	Opponent	Score	
17	A	South Carolina	1 4	27	H	Kentucky	1 2	53	H	Oklahoma St.	2 2	
				30	A	Ole Miss	0 1	60	H	Arkansas	4 5	
				31	A	Texas A&M	0 3	64	A	Memphis	2 1	
				44	A	Wisconsin	4 3	79	H	LSU	1 2	
								80	H	Missouri	1 1	
								87	A	Samford	2 3	
								89	A	Auburn	1 2	
								97	A	Alabama	2 5	
							</					

Non-Div. I Games:

Vanderbilt

Average RPI Win:		192	WON-LOST RECORD		WINNING PCT. RANK		LAST 10 GAMES		STRENGTH OF SCHEDULE		OPP. STRENGTH OF SCHEDULE		TEAM RPI		ADJ RPI		CONF. RPI		ADJ CONF. RPI			
Average RPI Loss:		66	5-8-3		.40625 218		1-6-3		115		79		169		.49709 163		9		9			
DIV. I ONLY			5-4-2		.54545 147		1-2-2		121		78		116		.5304 115		8		8			
DIV. I NON-CONF.																						
TOTALS		RPI 1-25		RPI 26-50		W-L RECORDS		RPI 51-100		RPI 101-150		RPI 150+										
5-8-3		0-3-0		0-1-0		OVERALL		1-2-0		1-1-2		3-1-1										
4-4-0		0-1-0		0-1-0		HOME		1-1-0		0-0-0		3-1-0										
1-3-3		0-1-0		0-0-0		AWAY		0-1-0		1-1-2		0-0-1										
0-1-0		0-1-0		0-0-0		NEUTRAL		0-0-0		0-0-0		0-0-0										
5-4-2		0-1-0		0-1-0		NON-CONFERENCE		1-1-0		1-0-2		3-1-0										
4-2-0		0-0-0		0-1-0		HOME		1-0-0		0-0-0		3-1-0										
1-1-2		0-0-0		0-0-		AWAY		0-1-0		1-0-2		0-0-0										
0-1-0		0-1-0		0-0-0		NEUTRAL		0-0-0		0-0-0		0-0-0										
0-4-1		0-2-0		0-0-0		CONFERENCE		0-1-0		0-1-0		0-0-1										
0-2-0		0-1-0		0-0-0		HOME		0-1-0		0-0-0		0-0-0										
0-2-1		0-1-0		0-0-0		AWAY		0-0-0		0-1-0		0-0-1										
0-0-0		0-0-0		0-0-0		NEUTRAL		0-0-0		0-0-0		0-0-0										
RPI	S	Opponent		Score		RPI	S	Opponent		Score		RPI	S	Opponent		Score						
8	N	Nebraska		0	3	26	H	California		0	3	76	A	Long Beach St.		0	1	109	A	Portland St.	0	0
14	A	Santa Clara		0	9							78	H	Harvard		1	0	111	A	Oregon	1	1
20	H	BYU		0	2							86	H	San Diego		0	1	126	A	Kansas	1	0
																		149	A	St. Mary's (CA)	0	1
																		152	H	Detroit	0	1
																		189	H	UC Davis	1	0
																		266	H	Nevada	2	0
																		273	A	Pacific	1	1
																		300	H	San Jose St.	2	1
LAST 10 GAMES																						
14	A	Santa Clara		0	9	26	H	California		0	3	76	A	Long Beach St.		0	1	109	A	Portland St.	0	0
273	A	Pacific		1	1	76	A	Long Beach St.		0	1	111	A	Oregon		1	1	126	A	Kansas	1	0
86	H	San Diego		0	1																	
20	H	BYU		0	2																	
149	A	St. Mary's (CA)		0	1																	

Non-Div. I Games:

San Francisco

Average RPI Win:	207	WON-LOST	WINNING	LAST 10	STRENGTH OF	OPP. STRENGTH	TEAM	ADJ	CONF.	ADJ CONF.	
Average RPI Loss:	140	RECORD	PCT. RANK	GAMES	SCHEDULE	OF SCHEDULE	RPI	RPI	RPI	RPI	
DIV. I ONLY	9-7-2	.55556	126	8-2-0	197	192	161	.49705	164	21	22
DIV. I NON-CONF.	1-5-2	.25	276	0-0-0	178	124	253	.43453	252	26	27
<hr/>											
TOTALS	RPI 1-25	RPI 26-50		W-L RECORDS		RPI 51-100		RPI 101-150		RPI 150+	
9-7-2	0-0-0	0-1-0		OVERALL		1-1-0		3-2-0		5-3-2	
3-3-1	0-0-0	0-1-0		HOME		0-1-0		2-0-0		1-1-1	
5-4-1	0-0-0	0-0-0		AWAY		0-0-0		1-2-0		4-2-1	
1-0-0	0-0-0	0-0-0		NEUTRAL		1-0-0		0-0-0		0-0-0	
<hr/>											
1-5-2	0-0-0	0-1-0		NON-CONFERENCE		1-0-0		0-2-0		0-2-2	
0-1-1	0-0-0	0-1-0		HOME		0-0-0		0-0-0		0-0-1	
0-4-1	0-0-0	0-0-		AWAY		0-0-0		0-2-0		0-2-1	
1-0-0	0-0-0	0-0-0		NEUTRAL		1-0-0		0-0-0		0-0-0	
<hr/>											
8-2-0	0-0-0	0-0-0		CONFERENCE		0-1-0		3-0-0		5-1-0	
3-2-0	0-0-0	0-0-0		HOME		0-1-0		2-0-0		1-1-0	
5-0-0	0-0-0	0-0-0		AWAY		0-0-0		1-0-0		4-0-0	
0-0-0	0-0-0	0-0-0		NEUTRAL		0-0-0		0-0-0		0-0-0	
<hr/>											
RPI S	Opponent	Score	RPI S	Opponent	Score	RPI S	Opponent	Score	RPI S	Opponent	Score
			41 H	James Madison	0 2	73 H	Radford	0 1	110 A	North Carolina St.	2 3
						82 N	Elon	4 3	133 H	High Point	4 2
									137 A	Winthrop	3 0
									138 A	Drexel	0 1
									143 H	Coastal Caro.	1 0
									167 A	UNC Wilmington	2 4
									179 A	Saint Joseph's	1 5
									180 A	Richmond	0 0
									204 A	Presbyterian	2 0
									256 A	UNC Asheville	4 0
									272 H	Campbell	0 1
									281 H	Charleston So.	3 1
									296 H	Howard	0 0
									308 A	Gardner-Webb	3 0
									321 A	VMI	3 0
<hr/>											
			LAST 10 GAMES								
			256 A	UNC Asheville	4 0	133 H	High Point	4 2			
			272 H	Campbell	0 1	73 H	Radford	0 1			
			281 H	Charleston So.	3 1	321 A	VMI	3 0			
			204 A	Presbyterian	2 0	137 A	Winthrop	3 0			
			308 A	Gardner-Webb	3 0	143 H	Coastal Caro.	1 0			

Non-Div. I Games:

Longwood

Average RPI Win: 250		WON-LOST	WINNING	LAST 10	STRENGTH OF		OPP. STRENGTH	TEAM	ADJ	CONF.	ADJ CONF.				
Average RPI Loss: 122		RECORD	PCT. RANK	GAMES	SCHEDULE		OF SCHEDULE	RPI	RPI	RPI	RPI				
DIV. I ONLY		8-6-3	.55882	120	7-2-1		165	291	158	.49657	165	19	19		
DIV. I NON-CONF.		3-4-2	.44444	191	2-0-0		156	307	199	.47111	200	21	21		
<hr/>															
TOTALS		RPI 1-25		RPI 26-50		W-L RECORDS		RPI 51-100		RPI 101-150		RPI 150+			
8-6-3		0-0-0		0-1-0		OVERALL		0-0-0		0-4-0		8-1-3			
6-3-3		0-0-0		0-0-0		HOME		0-0-0		0-2-0		6-1-3			
2-3-0		0-0-0		0-1-0		AWAY		0-0-0		0-2-0		2-0-0			
0-0-0		0-0-0		0-0-0		NEUTRAL		0-0-0		0-0-0		0-0-0			
3-4-2		0-0-0		0-1-0		NON-CONFERENCE		0-0-0		0-2-0		3-1-2			
3-3-2		0-0-0		0-0-0		HOME		0-0-0		0-2-0		3-1-2			
0-1-0		0-0-0		0-0-		AWAY		0-0-0		0-0-0		0-0-0			
0-0-0		0-0-0		0-0-0		NEUTRAL		0-0-0		0-0-0		0-0-0			
5-2-1		0-0-0		0-0-0		CONFERENCE		0-0-0		0-2-0		5-0-1			
3-0-1		0-0-0		0-0-0		HOME		0-0-0		0-0-0		3-0-1			
2-2-0		0-0-0		0-0-0		AWAY		0-0-0		0-2-0		2-0-0			
0-0-0		0-0-0		0-0-0		NEUTRAL		0-0-0		0-0-0		0-0-0			
RPI	S	Opponent	Score	RPI	S	Opponent	Score	RPI	S	Opponent	Score	RPI	S	Opponent	Score
				30	A	Ole Miss	0 4					104	H	Southeastern La.	1 2
												121	A	Western Ky.	0 2
												136	A	South Ala.	2 4
												147	H	Nicholls St.	1 2
												184	H	Texas St.	5 2
												190	H	Northwestern St.	5 0
												193	H	Louisiana Tech	2 3
												215	H	Arkansas St.	1 0
												232	A	Georgia St.	3 0
												236	H	Troy	0 0
												276	A	La.-Monroe	2 0
												282	H	UALR	2 1
												295	H	Southern U.	1 1
												299	H	Prairie View	5 1
												303	H	Jacksonville St.	1 1
												318	H	Mississippi Val.	3 0
<hr/>															
LAST 10 GAMES															
				236	H	Troy	0 0	276	A	La.-Monroe	2 0				
				136	A	South Ala.	2 4	121	A	Western Ky.	0 2				
				184	H	Texas St.	5 2	232	A	Georgia St.	3 0				
				215	H	Arkansas St.	1 0	318	H	Mississippi Val.	3 0				
				282	H	UALR	2 1	299	H	Prairie View	5 1				

Non-Div. I Games:

La.-Lafayette

Average RPI Win: 277		WON-LOST	WINNING	LAST 10	STRENGTH OF		OPP. STRENGTH	TEAM	ADJ		CONF.	ADJ CONF.
Average RPI Loss: 172		RECORD	PCT. RANK	GAMES	SCHEDULE		OF SCHEDULE	RPI	RPI		RPI	RPI
DIV. I ONLY		11-4-2	.70588	48	294		308	166	.49611		166	27
DIV. I NON-CONF.		7-2-1	.75	50	271		313	141	.50947		140	27
TOTALS		RPI 1-25	RPI 26-50		W-L RECORDS		RPI 51-100		RPI 101-150		RPI 150+	
11-4-2		0-0-0	0-0-0		OVERALL		0-1-0		1-0-0		10-3-2	
7-1-1		0-0-0	0-0-0		HOME		0-0-0		1-0-0		6-1-1	
4-3-1		0-0-0	0-0-0		AWAY		0-1-0		0-0-0		4-2-1	
0-0-0		0-0-0	0-0-0		NEUTRAL		0-0-0		0-0-0		0-0-0	
7-2-1		0-0-0	0-0-0		NON-CONFERENCE		0-1-0		1-0-0		6-1-1	
4-0-1		0-0-0	0-0-0		HOME		0-0-0		1-0-0		3-0-1	
3-2-0		0-0-0	0-0-		AWAY		0-1-0		0-0-0		3-1-0	
0-0-0		0-0-0	0-0-0		NEUTRAL		0-0-0		0-0-0		0-0-0	
4-2-1		0-0-0	0-0-0		CONFERENCE		0-0-0		0-0-0		4-2-1	
3-1-0		0-0-0	0-0-0		HOME		0-0-0		0-0-0		3-1-0	
1-1-1		0-0-0	0-0-0		AWAY		0-0-0		0-0-0		1-1-1	
0-0-0		0-0-0	0-0-0		NEUTRAL		0-0-0		0-0-0		0-0-0	
RPI S	Opponent	Score	RPI S	Opponent	Score	RPI S	Opponent	Score	RPI S	Opponent	Score	
						90 A	Stony Brook	1 2	144 H	Fairfield	2 1	
									153 H	Saint Francis (PA)	1 2	
									156 A	Fairleigh Dickinson	0 0	
									170 H	Maine	1 1	
									175 A	UMBC	1 2	
									263 H	LIU Brooklyn	1 0	
									265 H	NJIT	4 0	
									268 A	Mt. St. Mary's	0 3	
									275 H	Sacred Heart	5 3	
									280 A	Bryant	4 3	
									290 H	Holy Cross	2 0	
									292 H	Robert Morris	1 0	
									296 A	Howard	3 2	
									301 H	Manhattan	2 1	
									319 A	Saint Peter's	3 1	
									325 A	Delaware St.	2 0	
LAST 10 GAMES												
						292 H	Robert Morris	1 0	153 H	Saint Francis (PA)	1 2	
						280 A	Bryant	4 3	275 H	Sacred Heart	5 3	
						263 H	LIU Brooklyn	1 0	325 A	Delaware St.	2 0	
						156 A	Fairleigh Dickinson	0 0	175 A	UMBC	1 2	
						268 A	Mt. St. Mary's	0 3	265 H	NJIT	4 0	

Non-Div. I Games:

Wagner

Average RPI Win:		192	WON-LOST RECORD		WINNING PCT. RANK		LAST 10 GAMES		STRENGTH OF SCHEDULE		OPP. STRENGTH OF SCHEDULE		TEAM RPI		ADJ RPI		CONF. RPI		ADJ CONF. RPI	
Average RPI Loss:		105																		
DIV. I ONLY			9-9-0		.5		152		6-4-0		185		112		167		.49601		167	
DIV. I NON-CONF.			5-5-0		.5		148		2-0-0		212		127		178		.48458		178	
TOTALS		RPI 1-25		RPI 26-50		W-L RECORDS		RPI 51-100		RPI 101-150		RPI 150+								
9-9-0		0-1-0		1-1-0		OVERALL		0-1-0		2-4-0		6-2-0								
6-1-0		0-0-0		0-0-0		HOME		0-0-0		2-1-0		4-0-0								
3-6-0		0-1-0		1-1-0		AWAY		0-1-0		0-2-0		2-1-0								
0-2-0		0-0-0		0-0-0		NEUTRAL		0-0-0		0-1-0		0-1-0								
5-5-0		0-1-0		0-0-0		NON-CONFERENCE		0-0-0		1-3-0		4-1-0								
3-0-0		0-0-0		0-0-0		HOME		0-0-0		1-0-0		2-0-0								
2-3-0		0-1-0		0-0-		AWAY		0-0-0		0-2-0		2-0-0								
0-2-0		0-0-0		0-0-0		NEUTRAL		0-0-0		0-1-0		0-1-0								
4-4-0		0-0-0		1-1-0		CONFERENCE		0-1-0		1-1-0		2-1-0								
3-1-0		0-0-0		0-0-0		HOME		0-0-0		1-1-0		2-0-0								
1-3-0		0-0-0		1-1-0		AWAY		0-1-0		0-0-0		0-1-0								
0-0-0		0-0-0		0-0-0		NEUTRAL		0-0-0		0-0-0		0-0-0								
RPI	S	Opponent		Score		RPI	S	Opponent		Score		RPI	S	Opponent		Score				
17	A	South Carolina		0 2		41	A	James Madison		1 2		100	A	Hofstra		1 2				
						42	A	William & Mary		3 0										
														101 N UNC Greensboro		0 2				
														105 H Delaware		3 1				
														110 A North Carolina St.		1 2				
														112 A Charlotte		0 1				
														138 H Drexel		0 1				
														143 H Coastal Caro.		1 0				
														159 N Western Caro.		1 2				
														164 H Longwood		4 2				
														169 A Northeastern		1 2				
														178 A East Carolina		3 2				
														218 H Towson		2 1				
														253 H Col. of Charleston		1 0				
														306 H A&M-Corpus Christi		4 2				
														316 A Francis Marion		3 1				
													</							

Non-Div. I Games:

UNC Wilmington

Average RPI Win: 237		WON-LOST	WINNING	LAST 10	STRENGTH OF		OPP. STRENGTH	TEAM	ADJ	CONF.	ADJ CONF.
Average RPI Loss: 130		RECORD	PCT. RANK	GAMES	SCHEDULE		OF SCHEDULE	RPI	RPI	RPI	RPI
DIV. I ONLY		9-8-2	.52632	151	4-6-0		168	209	168	.4958	168
DIV. I NON-CONF.		5-3-2	.6	113	0-1-0		73	224	94	.54902	94
TOTALS		RPI 1-25	RPI 26-50		W-L RECORDS		RPI 51-100		RPI 101-150		RPI 150+
9-8-2	0-1-0	0-1-0		OVERALL		0-1-0		2-2-2		7-3-0	
5-1-0	0-0-0	0-0-0		HOME		0-0-0		2-1-0		3-0-0	
4-7-1	0-1-0	0-1-0		AWAY		0-1-0		0-1-1		4-3-0	
0-0-1	0-0-0	0-0-0		NEUTRAL		0-0-0		0-0-1		0-0-0	
5-3-2	0-1-0	0-1-0		NON-CONFERENCE		0-1-0		1-0-2		4-0-0	
2-0-0	0-0-0	0-0-0		HOME		0-0-0		1-0-0		1-0-0	
3-3-1	0-1-0	0-0-		AWAY		0-1-0		0-0-1		3-0-0	
0-0-1	0-0-0	0-0-0		NEUTRAL		0-0-0		0-0-1		0-0-0	
4-5-0	0-0-0	0-0-0		CONFERENCE		0-0-0		1-2-0		3-3-0	
3-1-0	0-0-0	0-0-0		HOME		0-0-0		1-1-0		2-0-0	
1-4-0	0-0-0	0-0-0		AWAY		0-0-0		0-1-0		1-3-0	
0-0-0	0-0-0	0-0-0		NEUTRAL		0-0-0		0-0-0		0-0-0	
RPI S	Opponent	Score		RPI S	Opponent	Score		RPI S	Opponent	Score	
23 A	Colorado	1	3	29 A	Washington St.	0	2	74 A	UC Irvine	0	2
									103 A	San Diego St.	0 3
									109 H	Portland St.	5 0
									113 H	Boise St.	2 1
									119 H	Utah St.	1 2
									135 N	Northern Colo.	1 1
									145 A	Northern Ariz.	0 0
									182 A	Fresno St.	0 1
									208 A	New Mexico	0 1
									239 A	Wyoming	3 2
									242 A	UC Riverside	3 2
									262 A	Sacramento St.	1 0
									263 H	LIU Brooklyn	3 2
									289 H	Air Force	3 1
									300 A	San Jose St.	0 1
									305 H	Colorado St.	1 0
									313 A	Idaho	1 0
LAST 10 GAMES											
				239 A	Wyoming	3	2	182 A	Fresno St.	0	1
				289 H	Air Force	3	1	300 A	San Jose St.	0	1
				208 A	New Mexico	0	1	119 H	Utah St.	1	2
				103 A	San Diego St.	0	3	113 H	Boise St.	2	1
				305 H	Colorado St.	1	0	23 A	Colorado	1	3

Non-Div. I Games:

UNLV

Average RPI Win:	175	WON-LOST RECORD	WINNING PCT. RANK	LAST 10 GAMES		STRENGTH OF SCHEDULE	OPP. STRENGTH OF SCHEDULE	TEAM RPI	ADJ RPI	CONF. RPI	ADJ CONF. RPI
DIV. I ONLY		5-8-4	.41176 213	5-3-2		114	87	165	.49497 169	10	10
DIV. I NON-CONF.		0-6-3	.16667 295	0-1-1		126	58	258	.43203 256	9	9
<hr/>											
TOTALS	RPI 1-25		RPI 26-50	W-L RECORDS		RPI 51-100			RPI 101-150		RPI 150+
5-8-4	0-2-0		0-2-1	OVERALL		1-1-0			1-1-1		3-2-2
2-3-3	0-1-0		0-2-1	HOME		1-0-0			0-0-1		1-0-1
3-5-1	0-1-0		0-0-0	AWAY		0-1-0			1-1-0		2-2-1
0-0-0	0-0-0		0-0-0	NEUTRAL		0-0-0			0-0-0		0-0-0
0-6-3	0-2-0		0-1-0	NON-CONFERENCE		0-1-0			0-0-1		0-2-2
0-2-2	0-1-0		0-1-0	HOME		0-0-0			0-0-1		0-0-1
0-4-1	0-1-0		0-0-	AWAY		0-1-0			0-0-0		0-2-1
0-0-0	0-0-0		0-0-0	NEUTRAL		0-0-0			0-0-0		0-0-0
5-2-1	0-0-0		0-1-1	CONFERENCE		1-0-0			1-1-0		3-0-0
2-1-1	0-0-0		0-1-1	HOME		1-0-0			0-0-0		1-0-0
3-1-0	0-0-0		0-0-0	AWAY		0-0-0			1-1-0		2-0-0
0-0-0	0-0-0		0-0-0	NEUTRAL		0-0-0			0-0-0		0-0-0
RPI S	Opponent	Score	RPI S	Opponent	Score	RPI S	Opponent	Score	RPI S	Opponent	Score
2 A	UCLA	0 4	41 H	James Madison	0 2	71 A	Brown	1 2	105 A	Delaware	0 2
17 H	South Carolina	0 3	42 H	William & Mary	0 0	100 H	Hofstra	2 0	138 A	Drexel	1 0
			46 H	Ohio St.	1 4				150 H	Northwestern	1 1
									167 H	UNC Wilmington	2 1
									170 H	Maine	1 1
									205 A	Massachusetts	1 2
									218 A	Towson	3 2
									250 A	Loyola Marymount	0 1
									253 A	Col. of Charleston	3 0
									261 A	New Hampshire	1 1

Non-Div. I Games:

Northeastern

Average RPI Win: 254		WON-LOST	WINNING	LAST 10	STRENGTH OF		OPP. STRENGTH	TEAM	ADJ	CONF.	ADJ CONF.
Average RPI Loss: 105		RECORD	PCT. RANK	GAMES	SCHEDULE		OF SCHEDULE	RPI	RPI	RPI	RPI
DIV. I ONLY		8-5-4	.58824	100	5-3-2		242	187	170	.49492	170
DIV. I NON-CONF.		3-3-3	.5	148	0-1-1		228	134	187	.47934	186
TOTALS		RPI 1-25	RPI 26-50		W-L RECORDS		RPI 51-100		RPI 101-150		RPI 150+
8-5-4		0-0-0	0-1-0		OVERALL		0-3-0		0-0-0		8-1-4
3-2-0		0-0-0	0-0-0		HOME		0-1-0		0-0-0		3-1-0
4-3-4		0-0-0	0-1-0		AWAY		0-2-0		0-0-0		4-0-4
1-0-0		0-0-0	0-0-0		NEUTRAL		0-0-0		0-0-0		1-0-0
3-3-3		0-0-0	0-1-0		NON-CONFERENCE		0-2-0		0-0-0		3-0-3
1-0-0		0-0-0	0-0-0		HOME		0-0-0		0-0-0		1-0-0
1-3-3		0-0-0	0-0-		AWAY		0-2-0		0-0-0		1-0-3
1-0-0		0-0-0	0-0-0		NEUTRAL		0-0-0		0-0-0		1-0-0
5-2-1		0-0-0	0-0-0		CONFERENCE		0-1-0		0-0-0		5-1-1
2-2-0		0-0-0	0-0-0		HOME		0-1-0		0-0-0		2-1-0
3-0-1		0-0-0	0-0-0		AWAY		0-0-0		0-0-0		3-0-1
0-0-0		0-0-0	0-0-0		NEUTRAL		0-0-0		0-0-0		0-0-0
RPI	S	Opponent	Score	RPI	S	Opponent	Score	RPI	S	Opponent	Score
				47	A	Connecticut	0 1	67	A	VCU	0 2
								90	H	Stony Brook	1 2
								96	A	Dartmouth	0 1
								161	A	Hartford	1 0
								166	A	Wagner	1 1
								169	A	Northeastern	1 1
								175	H	UMBC	2 1
								180	A	Richmond	0 0
								223	H	Binghamton	2 3
								240	H	Central Conn. St.	2 1
								243	A	Vermont	1 1
								261	A	New Hampshire	1 0
								280	A	Bryant	1 0
								290	N	Holy Cross	1 0
								307	A	Albany (NY)	2 1
								314	H	UMass Lowell	3 1
LAST 10 GAMES											
				90	H	Stony Brook	1 2	243	A	Vermont	1 1
				307	A	Albany (NY)	2 1	161	A	Hartford	1 0
				261	A	New Hampshire	1 0	175	H	UMBC	2 1
				223	H	Binghamton	2 3	96	A	Dartmouth	0 1
				314	H	UMass Lowell	3 1	169	A	Northeastern	1 1

Non-Div. I Games:

Maine

Average RPI Win: 255		WON-LOST	WINNING	LAST 10	STRENGTH OF	OPP. STRENGTH	TEAM	ADJ	CONF.	ADJ CONF.		
Average RPI Loss: 85		RECORD	PCT. RANK	GAMES	SCHEDULE	OF SCHEDULE	RPI	RPI	RPI	RPI		
DIV. I ONLY		7-6-1	.53571	135	5-5-0	190	198	171	.49477	171	8	8
DIV. I NON-CONF.		6-2-1	.72222	57	4-1-0	302	272	166	.48916	166	10	10

TOTALS		RPI 1-25		RPI 26-50		W-L RECORDS		RPI 51-100		RPI 101-150		RPI 150+
7-6-1		0-0-0		0-0-0		OVERALL		0-5-0		0-1-0		7-0-1
5-3-0		0-0-0		0-0-0		HOME		0-3-0		0-0-0		5-0-0
2-2-1		0-0-0		0-0-0		AWAY		0-2-0		0-0-0		2-0-1
0-1-0		0-0-0		0-0-0		NEUTRAL		0-0-0		0-1-0		0-0-0
6-2-1		0-0-0		0-0-0		NON-CONFERENCE		0-1-0		0-1-0		6-0-1
4-1-0		0-0-0		0-0-0		HOME		0-1-0		0-0-0		4-0-0
2-0-1		0-0-0		0-0-		AWAY		0-0-0		0-0-0		2-0-1
0-1-0		0-0-0		0-0-0		NEUTRAL		0-0-0		0-1-0		0-0-0
1-4-0		0-0-0		0-0-0		CONFERENCE		0-4-0		0-0-0		1-0-0
1-2-0		0-0-0		0-0-0		HOME		0-2-0		0-0-0		1-0-0
0-2-0		0-0-0		0-0-0		AWAY		0-2-0		0-0-0		0-0-0
0-0-0		0-0-0		0-0-0		NEUTRAL		0-0-0		0-0-0		0-0-0
RPI	S	Opponent	Score	RPI	S	Opponent	Score	RPI	S	Opponent	Score	
						51 A Penn	0 1			129 N Cincinnati	0 1	
						71 H Brown	2 3			155 H Columbia	2 0	
						78 H Harvard	2 7			223 H Binghamton	2 0	
						84 A Yale	0 1			237 H Marist	2 1	
						98 H Colgate	0 3			249 A Buffalo	0 0	
										265 H NJIT	4 0	
										275 A Sacred Heart	1 0	
										307 H Albany (NY)	5 4	
										325 A Delaware St.	1 0	

LAST 10 GAMES												
						71 H Brown	2 3			155 H Columbia	2 0	
						84 A Yale	0 1			265 H NJIT	4 0	
						78 H Harvard	2 7			129 N Cincinnati	0 1	
						325 A Delaware St.	1 0			223 H Binghamton	2 0	
						51 A Penn	0 1			307 H Albany (NY)	5 4	

Non-Div. I Games:

Cornell

Average RPI Win:		206	WON-LOST RECORD		WINNING PCT. RANK		LAST 10 GAMES		STRENGTH OF SCHEDULE		OPP. STRENGTH OF SCHEDULE		TEAM RPI		ADJ RPI		CONF. RPI		ADJ CONF. RPI								
DIV. I ONLY			6-7-4		.47059 176		4-4-2		155		124		175		.49454 172		12		12								
DIV. I NON-CONF.			3-3-2		.5 148		1-0-0		183		113		156		.4969 156		12		12								
TOTALS		RPI 1-25		RPI 26-50		W-L RECORDS		RPI 51-100		RPI 101-150		RPI 150+															
6-7-4		0-2-0		1-0-0		OVERALL		0-3-0		1-1-1		4-1-3															
5-4-1		0-1-0		1-0-0		HOME		0-2-0		1-0-0		3-1-1															
1-2-3		0-0-0		0-0-0		AWAY		0-1-0		0-1-1		1-0-2															
0-1-0		0-1-0		0-0-0		NEUTRAL		0-0-0		0-0-0		0-0-0															
3-3-2		0-1-0		1-0-0		NON-CONFERENCE		0-2-0		0-0-0		2-0-2															
3-1-1		0-0-0		1-0-0		HOME		0-1-0		0-0-0		2-0-1															
0-1-1		0-0-0		0-0-		AWAY		0-1-0		0-0-0		0-0-1															
0-1-0		0-1-0		0-0-0		NEUTRAL		0-0-0		0-0-0		0-0-0															
3-4-2		0-1-0		0-0-0		CONFERENCE		0-1-0		1-1-1		2-1-1															
2-3-0		0-1-0		0-0-0		HOME		0-1-0		1-0-0		1-1-0															
1-1-2		0-0-0		0-0-0		AWAY		0-0-0		0-1-1		1-0-1															
0-0-0		0-0-0		0-0-0		NEUTRAL		0-0-0		0-0-0		0-0-0															
RPI	S	Opponent		Score		RPI	S	Opponent		Score		RPI	S	Opponent		Score											
11	N	UCF		1	2	48	H	Tennessee		1	0	62	A	South Fla.		0	1	112	A	Charlotte		2	2				
24	H	Colorado Col.		0	2							64	H	Memphis		1	3	114	H	UAB		2	0				
												92	H	North Texas		1	3	131	A	Marshall		1	2				
																		158	H	FIU		1	0				
																		173	A	UT Martin		0	0				
																		193	H	Louisiana Tech		0	1				
																		199	H	Lipscomb		0	0				
																		274	A	Old Dominion		1	1				
																		278	A	Fla. Atlantic		1	0				
																		315	H	Tennessee Tech		3	0				
																		324	H	Alabama A&M		8	0				
						LAST 10 GAMES																					
						158 H FIU						1	0	112 A Charlotte						2	2						
						92 H North Texas						1	3	278 A Fla. Atlantic						1	0						
						131 A Marshall						1	2	24 H Colorado Col.						0	2						
						274 A Old Dominion						1	1	114 H UAB						2	0						
						193 H Louisiana Tech						0	1	324 H Alabama A&M						8	0						

Non-Div. I Games:

Middle Tenn.

Average RPI Win:		252	WON-LOST RECORD		WINNING PCT. RANK	LAST 10 GAMES		STRENGTH OF SCHEDULE		OPP. STRENGTH OF SCHEDULE	TEAM RPI	ADJ RPI	CONF. RPI	ADJ CONF. RPI			
Average RPI Loss:		132															
DIV. I ONLY			9-8-1		.52778	142	8-2-0		177	210	172	.49433	173	28	28		
DIV. I NON-CONF.			2-6-1		.27778	270	1-0-0		77	126	198	.47504	197	28	28		
TOTALS		RPI 1-25		RPI 26-50		W-L RECORDS		RPI 51-100		RPI 101-150		RPI 150+					
9-8-1		0-2-0		0-0-0		OVERALL		0-1-0		0-0-0		9-5-1					
3-3-1		0-0-0		0-0-0		HOME		0-1-0		0-0-0		3-2-1					
6-4-0		0-1-0		0-0-0		AWAY		0-0-0		0-0-0		6-3-0					
0-1-0		0-1-0		0-0-0		NEUTRAL		0-0-0		0-0-0		0-0-0					
2-6-1		0-2-0		0-0-0		NON-CONFERENCE		0-1-0		0-0-0		2-3-1					
0-2-1		0-0-0		0-0-0		HOME		0-1-0		0-0-0		0-1-1					
2-3-0		0-1-0		0-0-		AWAY		0-0-0		0-0-0		2-2-0					
0-1-0		0-1-0		0-0-0		NEUTRAL		0-0-0		0-0-0		0-0-0					
7-2-0		0-0-0		0-0-0		CONFERENCE		0-0-0		0-0-0		7-2-0					
3-1-0		0-0-0		0-0-0		HOME		0-0-0		0-0-0		3-1-0					
4-1-0		0-0-0		0-0-0		AWAY		0-0-0		0-0-0		4-1-0					
0-0-0		0-0-0		0-0-0		NEUTRAL		0-0-0		0-0-0		0-0-0					
RPI	S	Opponent		Score		RPI	S	Opponent		Score		RPI	S	Opponent		Score	
13	A	Denver		0	1							151	A	Austin Peay		1	2
23	N	Colorado		1	4							172	H	Middle Tenn.		0	0
												176	A	Saint Louis		1	0
												188	A	Indiana St.		2	4
												191	H	SIU Edwardsville		0	1
												199	A	Lipscomb		2	0
												203	A	Evansville		0	3
												216	A	Morehead St.		3	0
												231	H	Belmont		2	0
												232	H	Georgia St.		0	1
												251	A	Eastern Ky.		1	0
												286	A	Murray St.		2	1
												294	H	Eastern Ill.		2	0
												303	H	Jacksonville St.		3	1
												315	A	Tennessee Tech		2	1
LAST 10 GAMES																	
		191 H SIU Edwardsville		0	1			216 A Morehead St.		3	0						
		294 H Eastern Ill.		2	0			303 H Jacksonville St.		3	1						
		231 H Belmont		2	0			286 A Murray St.		2	1						
		315 A Tennessee Tech		2	1			151 A Austin Peay		1	2						
		251 A Eastern Ky.		1	0			176 A Saint Louis		1	0						

Non-Div. I Games:

UT Martin

Average RPI Win:	271	WON-LOST	WINNING	LAST 10	STRENGTH OF	OPP. STRENGTH	TEAM	ADJ	CONF.	ADJ CONF.	
Average RPI Loss:	117	RECORD	PCT. RANK	GAMES	SCHEDULE	OF SCHEDULE	RPI	RPI	RPI	RPI	
DIV. I ONLY	7-5-3	.56667	115	6-1-2	214	244	173	.49381	174	28	28
DIV. I NON-CONF.	1-4-1	.25	276	0-0-0	93	135	212	.46376	211	28	28
<hr/>											
TOTALS	RPI 1-25	RPI 26-50		W-L RECORDS	RPI 51-100		RPI 101-150		RPI 150+		
7-5-3	0-1-0	0-0-0		OVERALL	0-2-0		0-0-0		7-2-3		
5-0-1	0-0-0	0-0-0		HOME	0-0-0		0-0-0		5-0-1		
2-5-2	0-1-0	0-0-0		AWAY	0-2-0		0-0-0		2-2-2		
0-0-0	0-0-0	0-0-0		NEUTRAL	0-0-0		0-0-0		0-0-0		
<hr/>											
1-4-1	0-1-0	0-0-0		NON-CONFERENCE	0-2-0		0-0-0		1-1-1		
0-0-1	0-0-0	0-0-0		HOME	0-0-0		0-0-0		0-0-1		
1-4-0	0-1-0	0-0-		AWAY	0-2-0		0-0-0		1-1-0		
0-0-0	0-0-0	0-0-0		NEUTRAL	0-0-0		0-0-0		0-0-0		
<hr/>											
6-1-2	0-0-0	0-0-0		CONFERENCE	0-0-0		0-0-0		6-1-2		
5-0-0	0-0-0	0-0-0		HOME	0-0-0		0-0-0		5-0-0		
1-1-2	0-0-0	0-0-0		AWAY	0-0-0		0-0-0		1-1-2		
0-0-0	0-0-0	0-0-0		NEUTRAL	0-0-0		0-0-0		0-0-0		
<hr/>											
RPI S	Opponent	Score		RPI S	Opponent	Score		RPI S	Opponent	Score	
8	A Nebraska	0	4					151	A Austin Peay	1	1
								81	A Illinois St.	0	4
								191	H SIU Edwardsville	1	0
								201	A UMKC	1	2
								215	H Arkansas St.	0	0
								216	A Morehead St.	2	5
								231	H Belmont	2	1
								251	A Eastern Ky.	0	0
								279	A Drake	2	1
								286	A Murray St.	1	0
								294	H Eastern Ill.	4	0
								303	H Jacksonville St.	2	0
								315	H Tennessee Tech	1	0
<hr/>											
LAST 10 GAMES				LAST 10 GAMES							
294 H Eastern Ill.				4	0	251 A Eastern Ky.		0	0		
191 H SIU Edwardsville				1	0	303 H Jacksonville St.		2	0		
315 H Tennessee Tech				1	0	151 A Austin Peay		1	1		
231 H Belmont				2	1	286 A Murray St.		1	0		
216 A Morehead St.				2	5	279 A Drake		2	1		

Non-Div. I Games: Lindenwood (MO) 2 0

Southeast Mo. St.

UMBC				Through Games Of Sunday, Oct. 27, 2013								
Average RPI Win: 225		WON-LOST RECORD	WINNING PCT. RANK	LAST 10 GAMES	STRENGTH OF SCHEDULE	OPP. STRENGTH OF SCHEDULE	TEAM RPI	ADJ RPI		CONF. RPI	ADJ CONF. RPI	
Average RPI Loss: 227												
DIV. I ONLY		11-5-2	.66667	65	7-3-0	286	265	164	.49335	175	25	25
DIV. I NON-CONF.		5-3-2	.6	113	1-1-0	283	251	200	.46995	201	25	25
<hr/>												
TOTALS		RPI 1-25		RPI 26-50		W-L RECORDS		RPI 51-100		RPI 101-150		RPI 150+
11-5-2		0-0-0		0-0-0		OVERALL		1-0-0		0-1-0		10-4-2
8-2-0		0-0-0		0-0-0		HOME		0-0-0		0-1-0		8-1-0
3-3-2		0-0-0		0-0-0		AWAY		1-0-0		0-0-0		2-3-2
0-0-0		0-0-0		0-0-0		NEUTRAL		0-0-0		0-0-0		0-0-0
5-3-2		0-0-0		0-0-0		NON-CONFERENCE		0-0-0		0-1-0		5-2-2
4-2-0		0-0-0		0-0-0		HOME		0-0-0		0-1-0		4-1-0
1-1-2		0-0-0		0-0-		AWAY		0-0-0		0-0-0		1-1-2
0-0-0		0-0-0		0-0-0		NEUTRAL		0-0-0		0-0-0		0-0-0
6-2-0		0-0-0		0-0-0		CONFERENCE		1-0-0		0-0-0		5-2-0
4-0-0		0-0-0		0-0-0		HOME		0-0-0		0-0-0		4-0-0
2-2-0		0-0-0		0-0-0		AWAY		1-0-0		0-0-0		1-2-0
0-0-0		0-0-0		0-0-0		NEUTRAL		0-0-0		0-0-0		0-0-0
RPI	S	Opponent	Score	RPI	S	Opponent	Score	RPI	S	Opponent	Score	
								90	A	Stony Brook	2 1	
								138	H	Drexel	0	3
								161	H	Hartford	2	1
								166	H	Wagner	2	1
								170	A	Maine	1	2
								179	A	Saint Joseph's	0	0
								214	A	American	2	1
								223	A	Binghamton	1	0
								226	H	Bucknell	1	0
								243	H	Vermont	2	1
								247	A	Lafayette	0	1
								261	H	New Hampshire	2	1
								268	H	Mt. St. Mary's	0	1
								270	A	Loyola Maryland	1	1
								292	H	Robert Morris	2	1
								296	H	Howard	3	0
								307	H	Albany (NY)	3	1
								314	A	UMass Lowell	2	3
				LAST 10 GAMES								
				261	H	New Hampshire	2 1	307	H	Albany (NY)	3 1	
				161	H	Hartford	2 1	223	A	Binghamton	1 0	
				314	A	UMass Lowell	2 3	170	A	Maine	1 2	
				90	A	Stony Brook	2 1	247	A	Lafayette	0 1	
				243	H	Vermont	2 1	166	H	Wagner	2 1	

Average RPI Win:	206	WON-LOST	WINNING	LAST 10	STRENGTH OF	OPP. STRENGTH	TEAM	ADJ	CONF.	ADJ CONF.	
Average RPI Loss:	105	RECORD	PCT. RANK	GAMES	SCHEDULE	OF SCHEDULE	RPI	RPI	RPI	RPI	
DIV. I ONLY	5-10-2	.35294	250	4-5-1	57	188	176	.49307	176	14	14
DIV. I NON-CONF.	1-8-1	.15	301	0-3-0	16	186	194	.47758	193	13	13
TOTALS	RPI 1-25	RPI 26-50	W-L RECORDS	RPI 51-100	RPI 101-150	RPI 150+					
5-10-2	0-0-0	0-3-0	OVERALL	0-3-0	1-1-0	4-3-2					
4-5-2	0-0-0	0-2-0	HOME	0-0-0	1-1-0	3-2-2					
1-5-0	0-0-0	0-1-0	AWAY	0-3-0	0-0-0	1-1-0					
0-0-0	0-0-0	0-0-0	NEUTRAL	0-0-0	0-0-0	0-0-0					
1-8-1	0-0-0	0-3-0	NON-CONFERENCE	0-2-0	1-1-0	0-2-1					
1-5-1	0-0-0	0-2-0	HOME	0-0-0	1-1-0	0-2-1					
0-3-0	0-0-0	0-0-	AWAY	0-2-0	0-0-0	0-0-0					
0-0-0	0-0-0	0-0-0	NEUTRAL	0-0-0	0-0-0	0-0-0					
4-2-1	0-0-0	0-0-0	CONFERENCE	0-1-0	0-0-0	4-1-1					
3-0-1	0-0-0	0-0-0	HOME	0-0-0	0-0-0	3-0-1					
1-2-0	0-0-0	0-0-0	AWAY	0-1-0	0-0-0	1-1-0					
0-0-0	0-0-0	0-0-0	NEUTRAL	0-0-0	0-0-0	0-0-0					
RPI S	Opponent	Score	RPI S	Opponent	Score	RPI S	Opponent	Score	RPI S	Opponent	Score
			30 H	Ole Miss	0 2	60 A	Arkansas	0 2	132 H	Iowa St.	0 2
			45 H	DePaul	0 4	81 A	Illinois St.	1 4	146 H	Western Mich.	3 2
			49 A	Iowa	2 3	88 A	Dayton	2 3	173 H	UT Martin	0 1
									180 A	Richmond	1 0
									191 H	SIU Edwardsville	0 1
									196 A	George Mason	0 1
									197 H	St. Bonaventure	3 2
									203 H	Evansville	1 1
									205 H	Massachusetts	1 1
									210 H	Duquesne	3 0
									297 H	Rhode Island	1 0
			LAST 10 GAMES								
			297 H	Rhode Island	1 0	180 A	Richmond	1 0			
			88 A	Dayton	2 3	197 H	St. Bonaventure	3 2			
			205 H	Massachusetts	1 1	132 H	Iowa St.	0 2			
			210 H	Duquesne	3 0	173 H	UT Martin	0 1			
			196 A	George Mason	0 1	81 A	Illinois St.	1 4			

Non-Div. I Games:

Saint Louis

Average RPI Win:	229	WON-LOST	WINNING	LAST 10	STRENGTH OF	OPP. STRENGTH	TEAM	ADJ	CONF.	ADJ CONF.	
Average RPI Loss:	152	RECORD	PCT. RANK	GAMES	SCHEDULE	OF SCHEDULE	RPI	RPI	RPI	RPI	
DIV. I ONLY	8-6-2	.5625	118	4-4-2	222	230	178	.49243	177	17	17
DIV. I NON-CONF.	6-3-1	.65	89	2-1-1	194	263	135	.51561	134	16	16
<hr/>											
TOTALS	RPI 1-25	RPI 26-50		W-L RECORDS		RPI 51-100		RPI 101-150		RPI 150+	
8-6-2	0-0-0	1-0-0		OVERALL		0-0-0		1-3-1		6-3-1	
7-1-1	0-0-0	1-0-0		HOME		0-0-0		1-1-1		5-0-0	
1-5-1	0-0-0	0-0-0		AWAY		0-0-0		0-2-0		1-3-1	
0-0-0	0-0-0	0-0-0		NEUTRAL		0-0-0		0-0-0		0-0-0	
<hr/>											
6-3-1	0-0-0	1-0-0		NON-CONFERENCE		0-0-0		1-1-0		4-2-1	
6-1-0	0-0-0	1-0-0		HOME		0-0-0		1-1-0		4-0-0	
0-2-1	0-0-0	0-0-		AWAY		0-0-0		0-0-0		0-2-1	
0-0-0	0-0-0	0-0-0		NEUTRAL		0-0-0		0-0-0		0-0-0	
<hr/>											
2-3-1	0-0-0	0-0-0		CONFERENCE		0-0-0		0-2-1		2-1-0	
1-0-1	0-0-0	0-0-0		HOME		0-0-0		0-0-1		1-0-0	
1-3-0	0-0-0	0-0-0		AWAY		0-0-0		0-2-0		1-1-0	
0-0-0	0-0-0	0-0-0		NEUTRAL		0-0-0		0-0-0		0-0-0	
<hr/>											
RPI	S	Opponent	Score	RPI	S	Opponent	Score	RPI	S	Opponent	Score
				45	H	DePaul	1 0	107	A	Milwaukee	2 3
								108	H	Wright St.	0 0
								130	A	Oakland	0 2
								139	H	Miami (OH)	0 1
								150	H	Northwestern	1 0
								152	A	Detroit	0 2
								181	A	Kent St.	0 1
								203	A	Evansville	1 2
								212	H	IPFW	1 0
								255	H	Cleveland St.	2 1
								257	A	IUPUI	0 0
								260	H	Western Ill.	2 0
								294	H	Eastern Ill.	2 1
								304	H	Grand Canyon	1 0
								311	A	Youngstown St.	2 0
<hr/>											
LAST 10 GAMES											
				152	A	Detroit	0 2	107	A	Milwaukee	2 3
				311	A	Youngstown St.	2 0	294	H	Eastern Ill.	2 1
				108	H	Wright St.	0 0	260	H	Western Ill.	2 0
				130	A	Oakland	0 2	203	A	Evansville	1 2
				255	H	Cleveland St.	2 1	257	A	IUPUI	0 0

Non-Div. I Games:

Valparaiso

Average RPI Win:		204	WON-LOST RECORD		WINNING PCT. RANK		LAST 10 GAMES		STRENGTH OF SCHEDULE		OPP. STRENGTH OF SCHEDULE		TEAM RPI		ADJ RPI		CONF. RPI		ADJ CONF. RPI	
DIV. I ONLY			7-8-3		.47222 172		4-5-1		156		128		177		.49228 178		12		12	
DIV. I NON-CONF.			3-4-2		.44444 191		0-1-0		151		139		164		.49032 162		12		12	
TOTALS		RPI 1-25		RPI 26-50		W-L RECORDS		RPI 51-100		RPI 101-150		RPI 150+								
7-8-3		0-2-0		0-0-0		OVERALL		0-0-1		1-4-0		6-2-2								
4-4-1		0-1-0		0-0-0		HOME		0-0-0		1-2-0		3-1-1								
3-4-2		0-1-0		0-0-0		AWAY		0-0-1		0-2-0		3-1-1								
0-0-0		0-0-0		0-0-0		NEUTRAL		0-0-0		0-0-0		0-0-0								
3-4-2		0-1-0		0-0-0		NON-CONFERENCE		0-0-1		0-2-0		3-1-1								
2-2-1		0-0-0		0-0-0		HOME		0-0-0		0-1-0		2-1-1								
1-2-1		0-1-0		0-0-		AWAY		0-0-1		0-1-0		1-0-0								
0-0-0		0-0-0		0-0-0		NEUTRAL		0-0-0		0-0-0		0-0-0								
4-4-1		0-1-0		0-0-0		CONFERENCE		0-0-0		1-2-0		3-1-1								
2-2-0		0-1-0		0-0-0		HOME		0-0-0		1-1-0		1-0-0								
2-2-1		0-0-0		0-0-0		AWAY		0-0-0		0-1-0		2-1-1								
0-0-0		0-0-0		0-0-0		NEUTRAL		0-0-0		0-0-0		0-0-0								
RPI	S	Opponent		Score		RPI	S	Opponent		Score		RPI	S	Opponent		Score				
17	A	South Carolina		0	1			82	A	Elon		1	1	101	H	UNC Greensboro		0	1	
24	H	Colorado Col.		0	1									112	H	Charlotte		2	0	
														114	A	UAB		2	3	
														131	H	Marshall		0	2	
														133	A	High Point		0	1	
														154	A	Rice		2	2	
														158	A	FIU		2	1	
														159	H	Western Caro.		2	1	
														167	H	UNC Wilmington		2	3	
														185	A	Davidson		2	0	
														200	H	George Washington		1	1	
														219	A	Southern Miss.		1	0	
														274	A	Old Dominion		0	2	
														278	H	Fla. Atlantic		1	0	
														316	H	Francis Marion		3	0	
LAST 10 GAMES																				
154 A Rice						2	2	114 A UAB						2	3					
219 A Southern Miss.						1	0	274 A Old Dominion						0	2					
278 H Fla. Atlantic						1	0	112 H Charlotte						2	0					
158 A FIU						2	1	24 H Colorado Col.						0	1					
131 H Marshall						0	2	133 A High Point						0	1					

Non-Div. I Games:

East Carolina

Average RPI Win:	240	WON-LOST	WINNING	LAST 10	STRENGTH OF	OPP. STRENGTH	TEAM	ADJ	CONF.	ADJ CONF.	
Average RPI Loss:	123	RECORD	PCT. RANK	GAMES	SCHEDULE	OF SCHEDULE	RPI	RPI	RPI	RPI	
DIV. I ONLY	6-7-3	.46875	180	3-6-1	133	221	179	.49121	179	14	14
DIV. I NON-CONF.	4-4-2	.5	148	1-3-0	94	223	131	.51776	132	13	13
<hr/>											
TOTALS	RPI 1-25	RPI 26-50		W-L RECORDS		RPI 51-100		RPI 101-150		RPI 150+	
6-7-3	0-0-0	0-0-0		OVERALL		0-3-0		0-2-0		6-2-3	
3-5-2	0-0-0	0-0-0		HOME		0-2-0		0-2-0		3-1-2	
3-2-1	0-0-0	0-0-0		AWAY		0-1-0		0-0-0		3-1-1	
0-0-0	0-0-0	0-0-0		NEUTRAL		0-0-0		0-0-0		0-0-0	
<hr/>											
4-4-2	0-0-0	0-0-0		NON-CONFERENCE		0-2-0		0-2-0		4-0-2	
2-4-2	0-0-0	0-0-0		HOME		0-2-0		0-2-0		2-0-2	
2-0-0	0-0-0	0-0-		AWAY		0-0-0		0-0-0		2-0-0	
0-0-0	0-0-0	0-0-0		NEUTRAL		0-0-0		0-0-0		0-0-0	
<hr/>											
2-3-1	0-0-0	0-0-0		CONFERENCE		0-1-0		0-0-0		2-2-1	
1-1-0	0-0-0	0-0-0		HOME		0-0-0		0-0-0		1-1-0	
1-2-1	0-0-0	0-0-0		AWAY		0-1-0		0-0-0		1-1-1	
0-0-0	0-0-0	0-0-0		NEUTRAL		0-0-0		0-0-0		0-0-0	
<hr/>											
RPI S	Opponent	Score	RPI S	Opponent	Score	RPI S	Opponent	Score	RPI S	Opponent	Score
						51 H	Penn	0 1	106 H	Liberty	0 3
						83 A	La Salle	0 6	118 H	Princeton	0 1
						100 H	Hofstra	0 2	161 H	Hartford	0 0
									164 H	Longwood	5 1
									175 H	UMBC	0 0
									197 A	St. Bonaventure	2 3
									200 A	George Washington	2 0
									205 H	Massachusetts	1 2
									229 A	Fordham	1 1
									248 A	Quinnipiac	3 2
						263 A	LIU Brooklyn	1 0			
						270 H	Loyola Maryland	1 0			
						297 H	Rhode Island	2 1			
						LAST 10 GAMES					
						197 A	St. Bonaventure	2 3			
297 H	Rhode Island	2 1	100 H	Hofstra	0 2						
83 A	La Salle	0 6	118 H	Princeton	0 1						
200 A	George Washington	2 0	51 H	Penn	0 1						
229 A	Fordham	1 1	270 H	Loyola Maryland	1 0						

Non-Div. I Games:

Saint Joseph's

[illegible]

Non-Div. I Games:

Richmond

Average RPI Win: 238		WON-LOST	WINNING	LAST 10	STRENGTH OF		OPP. STRENGTH	TEAM	ADJ	CONF.	ADJ CONF.
Average RPI Loss: 150		RECORD	PCT. RANK	GAMES	SCHEDULE		OF SCHEDULE	RPI	RPI	RPI	RPI
DIV. I ONLY		11-7-0	.61111	91	6-4-0		273	202	181	.49098	181
DIV. I NON-CONF.		5-3-0	.625	96	0-0-0		261	202	158	.49344	157
TOTALS		RPI 1-25	RPI 26-50		W-L RECORDS		RPI 51-100		RPI 101-150		RPI 150+
11-7-0	0-0-0	0-0-0		OVERALL		0-0-0		1-6-0		10-1-0	
7-2-0	0-0-0	0-0-0		HOME		0-0-0		1-2-0		6-0-0	
4-4-0	0-0-0	0-0-0		AWAY		0-0-0		0-3-0		4-1-0	
0-1-0	0-0-0	0-0-0		NEUTRAL		0-0-0		0-1-0		0-0-0	
5-3-0	0-0-0	0-0-0		NON-CONFERENCE		0-0-0		0-3-0		5-0-0	
4-0-0	0-0-0	0-0-0		HOME		0-0-0		0-0-0		4-0-0	
1-2-0	0-0-0	0-0-		AWAY		0-0-0		0-2-0		1-0-0	
0-1-0	0-0-0	0-0-0		NEUTRAL		0-0-0		0-1-0		0-0-0	
6-4-0	0-0-0	0-0-0		CONFERENCE		0-0-0		1-3-0		5-1-0	
3-2-0	0-0-0	0-0-0		HOME		0-0-0		1-2-0		2-0-0	
3-2-0	0-0-0	0-0-0		AWAY		0-0-0		0-1-0		3-1-0	
0-0-0	0-0-0	0-0-0		NEUTRAL		0-0-0		0-0-0		0-0-0	
RPI S	Opponent	Score	RPI S	Opponent	Score	RPI S	Opponent	Score	RPI S	Opponent	Score
									102 H	Eastern Mich.	0 2
									129 A	Cincinnati	1 2
									131 A	Marshall	0 3
									139 A	Miami (OH)	0 1
									143 N	Coastal Caro.	0 1
									146 H	Western Mich.	3 2
									148 H	Central Mich.	0 1
									177 H	Valparaiso	1 0
									197 H	St. Bonaventure	3 2
									207 A	Ball St.	1 0
									244 A	Toledo	3 1
									249 A	Buffalo	1 0
									253 A	Col. of Charleston	1 0
									255 H	Cleveland St.	1 0
									259 A	Northern Ill.	1 2
									271 H	Akron	2 0
									310 H	Bowling Green	5 1
									311 H	Youngstown St.	3 0
LAST 10 GAMES											
						244 A	Toledo	3 1	249 A	Buffalo	1 0
						259 A	Northern Ill.	1 2	139 A	Miami (OH)	0 1
						102 H	Eastern Mich.	0 2	207 A	Ball St.	1 0
						146 H	Western Mich.	3 2	310 H	Bowling Green	5 1
						271 H	Akron	2 0	148 H	Central Mich.	0 1

Non-Div. I Games:

Kent St.

Average RPI Win:		225	WON-LOST RECORD		WINNING PCT. RANK		LAST 10 GAMES		STRENGTH OF SCHEDULE		OPP. STRENGTH OF SCHEDULE		TEAM RPI		ADJ RPI		CONF. RPI		ADJ CONF. RPI						
DIV. I ONLY			9-7-2		.55556 126		6-3-1		245		162		182		.48792 182		23		23						
DIV. I NON-CONF.			3-5-1		.38889 221		0-1-0		225		131		229		.4517 228		17		17						
TOTALS		RPI 1-25		RPI 26-50				W-L RECORDS		RPI 51-100				RPI 101-150				RPI 150+							
9-7-2		0-1-0		0-1-0				OVERALL		0-1-0				2-1-0				7-3-2							
5-2-0		0-1-0		0-0-0				HOME		0-0-0				2-0-0				3-1-0							
4-5-2		0-0-0		0-1-0				AWAY		0-1-0				0-1-0				4-2-2							
0-0-0		0-0-0		0-0-0				NEUTRAL		0-0-0				0-0-0				0-0-0							
3-5-1		0-1-0		0-1-0				NON-CONFERENCE		0-1-0				0-0-0				3-2-1							
0-2-0		0-1-0		0-0-0				HOME		0-0-0				0-0-0				0-1-0							
3-3-1		0-0-0		0-0-				AWAY		0-1-0				0-0-0				3-1-1							
0-0-0		0-0-0		0-0-0				NEUTRAL		0-0-0				0-0-0				0-0-0							
6-2-1		0-0-0		0-0-0				CONFERENCE		0-0-0				2-1-0				4-1-1							
5-0-0		0-0-0		0-0-0				HOME		0-0-0				2-0-0				3-0-0							
1-2-1		0-0-0		0-0-0				AWAY		0-0-0				0-1-0				1-1-1							
0-0-0		0-0-0		0-0-0				NEUTRAL		0-0-0				0-0-0				0-0-0							
RPI	S	Opponent		Score		RPI	S	Opponent		Score		RPI	S	Opponent		Score		RPI	S	Opponent		Score			
14	H	Santa Clara		0	1	36	A	Pepperdine		1	3	94	A	Cal St. Fullerton		0	1	103	A	San Diego St.		1	2		
												113 H Boise St.						2	1						
												119 H Utah St.						1	0						
												160 A UC Santa Barbara						0	2						
												168 H UNLV						1	0						
												195 H Cal St. Northridge						1	2						
												208 A New Mexico						0	1						
												228 A Gonzaga						1	0						
												239 A Wyoming						0	0						
												242 A UC Riverside						1	0						
												262 A Sacramento St.						2	2						
												266 H Nevada						3	1						
												289 A Air Force						2	1						
												298 A Eastern Wash.						3	2						
												305 H Colorado St.						3	0						
												LAST 10 GAMES						168 H UNLV							
305 H Colorado St.						3	0	266 H Nevada						3	1										
289 A Air Force						2	1	208 A New Mexico						0	1										
239 A Wyoming						0	0	103 A San Diego St.						1	2										
113 H Boise St.						2	1	36 A Pepperdine						1	3										
119 H Utah St.						1	0																		

Average RPI Win: 254		WON-LOST	WINNING	LAST 10	STRENGTH OF		OPP. STRENGTH	TEAM	ADJ	CONF.	ADJ CONF.
Average RPI Loss: 123		RECORD	PCT. RANK	GAMES	SCHEDULE		OF SCHEDULE	RPI	RPI	RPI	RPI
DIV. I ONLY		7-8-2	.47059	176	5-3-2		140	247	184	.48739	183
DIV. I NON-CONF.		3-5-0	.375	229	1-0-0		85	229	167	.4884	167
TOTALS		RPI 1-25	RPI 26-50		W-L RECORDS		RPI 51-100		RPI 101-150		RPI 150+
7-8-2	0-0-0	0-1-0		OVERALL		0-1-0		1-5-1		6-1-1	
4-3-2	0-0-0	0-0-0		HOME		0-0-0		1-2-1		3-1-1	
3-4-0	0-0-0	0-1-0		AWAY		0-0-0		0-3-0		3-0-0	
0-1-0	0-0-0	0-0-0		NEUTRAL		0-1-0		0-0-0		0-0-0	
3-5-0	0-0-0	0-1-0		NON-CONFERENCE		0-1-0		1-2-0		2-1-0	
2-2-0	0-0-0	0-0-0		HOME		0-0-0		1-1-0		1-1-0	
1-2-0	0-0-0	0-0-		AWAY		0-0-0		0-1-0		1-0-0	
0-1-0	0-0-0	0-0-0		NEUTRAL		0-1-0		0-0-0		0-0-0	
4-3-2	0-0-0	0-0-0		CONFERENCE		0-0-0		0-3-1		4-0-1	
2-1-2	0-0-0	0-0-0		HOME		0-0-0		0-1-1		2-0-1	
2-2-0	0-0-0	0-0-0		AWAY		0-0-0		0-2-0		2-0-0	
0-0-0	0-0-0	0-0-0		NEUTRAL		0-0-0		0-0-0		0-0-0	
RPI S	Opponent	Score	RPI S	Opponent	Score	RPI S	Opponent	Score	RPI S	Opponent	Score
			34 A	Texas Tech	0 3	69 N	FGCU	1 5	109 H	Portland St.	0 1
									113 H	Boise St.	2 1
									115 H	Weber St.	1 1
									119 H	Utah St.	2 3
									135 A	Northern Colo.	0 2
									140 A	Hawaii	1 4
									145 A	Northern Ariz.	1 2
									230 H	Utah Valley	2 4
									238 A	Southern Utah	2 0
									239 A	Wyoming	1 0
									258 H	Montana	1 1
									262 H	Sacramento St.	2 1
									298 H	Eastern Wash.	1 0
									312 A	North Dakota	2 0
									313 H	Idaho	2 0
LAST 10 GAMES											
			135 A	Northern Colo.	0 2	238 A	Southern Utah	2 0			
			312 A	North Dakota	2 0	145 A	Northern Ariz.	1 2			
			109 H	Portland St.	0 1	258 H	Montana	1 1			
			262 H	Sacramento St.	2 1	298 H	Eastern Wash.	1 0			
			115 H	Weber St.	1 1	239 A	Wyoming	1 0			

Non-Div. I Games:

Idaho St.

Average RPI Win: 237		WON-LOST	WINNING	LAST 10	STRENGTH OF		OPP. STRENGTH	TEAM	ADJ	CONF.	ADJ CONF.
Average RPI Loss: 137		RECORD	PCT. RANK	GAMES	SCHEDULE		OF SCHEDULE	RPI	RPI	RPI	RPI
DIV. I ONLY		7-8-2	.47059	176	4-5-1		154	175	183	.48606	184
DIV. I NON-CONF.		3-5-1	.38889	221	0-2-0		146	144	193	.47647	194
TOTALS		RPI 1-25	RPI 26-50		W-L RECORDS		RPI 51-100		RPI 101-150		RPI 150+
7-8-2		0-0-0	0-2-0		OVERALL		0-1-0		0-2-1		7-3-1
5-2-1		0-0-0	0-0-0		HOME		0-1-0		0-1-0		5-0-1
2-6-1		0-0-0	0-2-0		AWAY		0-0-0		0-1-1		2-3-0
0-0-0		0-0-0	0-0-0		NEUTRAL		0-0-0		0-0-0		0-0-0
3-5-1		0-0-0	0-2-0		NON-CONFERENCE		0-1-0		0-1-0		3-1-1
2-1-1		0-0-0	0-0-0		HOME		0-1-0		0-0-0		2-0-1
1-4-0		0-0-0	0-0-		AWAY		0-0-0		0-1-0		1-1-0
0-0-0		0-0-0	0-0-0		NEUTRAL		0-0-0		0-0-0		0-0-0
4-3-1		0-0-0	0-0-0		CONFERENCE		0-0-0		0-1-1		4-2-0
3-1-0		0-0-0	0-0-0		HOME		0-0-0		0-1-0		3-0-0
1-2-1		0-0-0	0-0-0		AWAY		0-0-0		0-0-1		1-2-0
0-0-0		0-0-0	0-0-0		NEUTRAL		0-0-0		0-0-0		0-0-0
RPI S	Opponent	Score	RPI S	Opponent	Score	RPI S	Opponent	Score	RPI S	Opponent	Score
			40 A	Texas	0 3	70 H	UTEP	0 1	117 A	Oklahoma	0 4
			43 A	Stephen F. Austin	0 1				121 H	Western Ky.	0 1
									136 A	South Ala.	2 2
									154 H	Rice	0 0
									165 A	La.-Lafayette	2 5
									190 A	Northwestern St.	3 1
									206 H	Sam Houston St.	2 1
									215 H	Arkansas St.	3 0
									232 H	Georgia St.	1 0
									236 A	Troy	2 1
									267 A	McNeese St.	1 2
									276 A	La.-Monroe	1 2
									282 H	UALR	4 0
									299 H	Prairie View	5 0
LAST 10 GAMES											
			215 H	Arkansas St.	3 0	232 H	Georgia St.	1 0			
			282 H	UALR	4 0	236 A	Troy	2 1			
			276 A	La.-Monroe	1 2	136 A	South Ala.	2 2			
			165 A	La.-Lafayette	2 5	40 A	Texas	0 3			
			121 H	Western Ky.	0 1	70 H	UTEP	0 1			

Non-Div. I Games:

Texas St.

Average RPI Win:	219	WON-LOST	WINNING	LAST 10	STRENGTH OF	OPP. STRENGTH	TEAM	ADJ	CONF.	ADJ CONF.	
Average RPI Loss:	102	RECORD	PCT. RANK	GAMES	SCHEDULE	OF SCHEDULE	RPI	RPI	RPI	RPI	
DIV. I ONLY	5-10-4	.36842	242	4-5-1	90	161	188	.48558	185	13	13
DIV. I NON-CONF.	2-5-3	.35	242	1-0-0	138	158	205	.46828	204	14	14
<hr/>											
TOTALS	RPI 1-25	RPI 26-50		W-L RECORDS	RPI 51-100		RPI 101-150		RPI 150+		
5-10-4	0-0-0	0-1-0		OVERALL	0-4-1		1-4-2		4-1-1		
3-6-1	0-0-0	0-1-0		HOME	0-1-0		1-3-1		2-1-0		
2-4-2	0-0-0	0-0-0		AWAY	0-3-1		0-1-1		2-0-0		
0-0-1	0-0-0	0-0-0		NEUTRAL	0-0-0		0-0-0		0-0-1		
<hr/>											
2-5-3	0-0-0	0-1-0		NON-CONFERENCE	0-1-1		1-2-1		1-1-1		
1-3-1	0-0-0	0-1-0		HOME	0-0-0		1-1-1		0-1-0		
1-2-1	0-0-0	0-0-		AWAY	0-1-1		0-1-0		1-0-0		
0-0-1	0-0-0	0-0-0		NEUTRAL	0-0-0		0-0-0		0-0-1		
<hr/>											
3-5-1	0-0-0	0-0-0		CONFERENCE	0-3-0		0-2-1		3-0-0		
2-3-0	0-0-0	0-0-0		HOME	0-1-0		0-2-0		2-0-0		
1-2-1	0-0-0	0-0-0		AWAY	0-2-0		0-0-1		1-0-0		
0-0-0	0-0-0	0-0-0		NEUTRAL	0-0-0		0-0-0		0-0-0		
<hr/>											
RPI S	Opponent	Score	RPI S	Opponent	Score	RPI S	Opponent	Score	RPI S	Opponent	Score
			41 H	James Madison	0 2	61 A	Clemson	0 2	101 H	UNC Greensboro	0 1
						69 A	FGCU	0 0	112 H	Charlotte	1 0
						75 A	Furman	1 3	123 H	SMU	0 3
						82 H	Elon	2 4	134 H	Appalachian St.	1 2
						87 A	Samford	0 3	137 A	Winthrop	1 2
									142 A	Wofford	0 0
									143 H	Coastal Caro.	0 0
									159 H	Western Caro.	2 1
									178 H	East Carolina	0 2
									213 H	Citadel	3 0
									278 N	Fla. Atlantic	0 0
									293 A	Chattanooga	3 2
									316 A	Francis Marion	4 3
<hr/>											
			LAST 10 GAMES								
			75 A	Furman	1 3	213 H	Citadel	3 0			
			142 A	Wofford	0 0	134 H	Appalachian St.	1 2			
			82 H	Elon	2 4	159 H	Western Caro.	2 1			
			101 H	UNC Greensboro	0 1	87 A	Samford	0 3			
			316 A	Francis Marion	4 3	293 A	Chattanooga	3 2			

Non-Div. I Games:

Davidson

Average RPI Win: 207		WON-LOST	WINNING	LAST 10	STRENGTH OF	OPP. STRENGTH	TEAM	ADJ	CONF.	ADJ CONF.				
Average RPI Loss: 38		RECORD	PCT. RANK	GAMES	SCHEDULE	OF SCHEDULE	RPI	RPI	RPI	RPI				
DIV. I ONLY		4-13-1	.25	293	0-10-0	59	22	186	.48531	186	1	1		
DIV. I NON-CONF.		4-1-1	.75	50	0-0-0	231	195	110	.53483	110	1	1		
<hr/>														
TOTALS		RPI 1-25		RPI 26-50		W-L RECORDS		RPI 51-100		RPI 101-150		RPI 150+		
4-13-1		0-6-0		0-3-0		OVERALL		0-3-0		1-1-0		3-0-1		
3-6-0		0-3-0		0-1-0		HOME		0-1-0		1-1-0		2-0-0		
1-7-1		0-3-0		0-2-0		AWAY		0-2-0		0-0-0		1-0-1		
0-0-0		0-0-0		0-0-0		NEUTRAL		0-0-0		0-0-0		0-0-0		
4-1-1		0-0-0		0-1-0		NON-CONFERENCE		0-0-0		1-0-0		3-0-1		
3-0-0		0-0-0		0-0-0		HOME		0-0-0		1-0-0		2-0-0		
1-1-1		0-0-0		0-0-		AWAY		0-0-0		0-0-0		1-0-1		
0-0-0		0-0-0		0-0-0		NEUTRAL		0-0-0		0-0-0		0-0-0		
0-12-0		0-6-0		0-2-0		CONFERENCE		0-3-0		0-1-0		0-0-0		
0-6-0		0-3-0		0-1-0		HOME		0-1-0		0-1-0		0-0-0		
0-6-0		0-3-0		0-1-0		AWAY		0-2-0		0-0-0		0-0-0		
0-0-0		0-0-0		0-0-0		NEUTRAL		0-0-0		0-0-0		0-0-0		
RPI	S	Opponent		Score	RPI	S	Opponent		Score	RPI	S	Opponent		Score
1	H	Virginia		1 3	28	A	Duke		3 6	61	A	Clemson		0 2
3	H	North Carolina		0 1	33	H	Boston College		0 3	72	A	Miami (FL)		0 1
6	A	Florida St.		0 4	46	A	Ohio St.		0 2	85	H	Syracuse		0 4
10	H	Virginia Tech		0 4										
15	A	Wake Forest		1 3										
25	A	Notre Dame		0 3										

Non-Div. I Games:

Pittsburgh

Average RPI Win:	273	WON-LOST	WINNING	LAST 10	STRENGTH OF	OPP. STRENGTH	TEAM	ADJ	CONF.	ADJ CONF.	
Average RPI Loss:	123	RECORD	PCT. RANK	GAMES	SCHEDULE	OF SCHEDULE	RPI	RPI	RPI	RPI	
DIV. I ONLY	10-4-2	.6875	59	8-2-0	310	229	187	.48505	187	24	24
DIV. I NON-CONF.	5-3-2	.6	113	3-1-0	321	208	242	.44203	241	24	24
<hr/>											
TOTALS	RPI 1-25	RPI 26-50		W-L RECORDS	RPI 51-100		RPI 101-150		RPI 150+		
10-4-2	0-1-0	0-0-0		OVERALL	0-0-0		0-2-0		10-1-2		
5-3-1	0-0-0	0-0-0		HOME	0-0-0		0-2-0		5-1-1		
4-1-0	0-1-0	0-0-0		AWAY	0-0-0		0-0-0		4-0-0		
1-0-1	0-0-0	0-0-0		NEUTRAL	0-0-0		0-0-0		1-0-1		
<hr/>											
5-3-2	0-0-0	0-0-0		NON-CONFERENCE	0-0-0		0-2-0		5-1-2		
2-3-1	0-0-0	0-0-0		HOME	0-0-0		0-2-0		2-1-1		
2-0-0	0-0-0	0-0-		AWAY	0-0-0		0-0-0		2-0-0		
1-0-1	0-0-0	0-0-0		NEUTRAL	0-0-0		0-0-0		1-0-1		
<hr/>											
5-1-0	0-1-0	0-0-0		CONFERENCE	0-0-0		0-0-0		5-0-0		
3-0-0	0-0-0	0-0-0		HOME	0-0-0		0-0-0		3-0-0		
2-1-0	0-1-0	0-0-0		AWAY	0-0-0		0-0-0		2-0-0		
0-0-0	0-0-0	0-0-0		NEUTRAL	0-0-0		0-0-0		0-0-0		
<hr/>											
RPI	S	Opponent	Score	RPI	S	Opponent	Score	RPI	S	Opponent	Score
13	A	Denver	0 4					126	H	Kansas	1 2
								132	H	Iowa St.	1 2
								206	N	Sam Houston St.	0 0
								209	N	Lamar	3 0
								222	H	Loyola Chicago	1 2
								257	A	IUPUI	1 0
								259	H	Northern Ill.	2 1
								260	A	Western Ill.	1 0
								264	H	North Dakota St.	1 0
								266	H	Nevada	0 0
								279	A	Drake	1 0
								284	H	Neb. Omaha	1 0
								291	H	South Dakota	1 0
								312	H	North Dakota	6 1
								317	A	UNI	1 0
<hr/>											
				LAST 10 GAMES							
				13 A Denver 0 4				260 A Western Ill. 1 0			
				264 H North Dakota St. 1 0				312 H North Dakota 6 1			
				284 H Neb. Omaha 1 0				126 H Kansas 1 2			
				291 H South Dakota 1 0				317 A UNI 1 0			
				257 A IUPUI 1 0				279 A Drake 1 0			

Non-Div. I Games:

South Dakota St.

Average RPI Win: 235		WON-LOST	WINNING	LAST 10	STRENGTH OF		OPP. STRENGTH	TEAM	ADJ	CONF.	ADJ CONF.
Average RPI Loss: 133		RECORD	PCT. RANK	GAMES	SCHEDULE		OF SCHEDULE	RPI	RPI	RPI	RPI
DIV. I ONLY		8-8-0	.5	152	6-4-0		199	177	189	.48488	188
DIV. I NON-CONF.		5-6-0	.45455	184	3-2-0		179	162	181	.48328	182
TOTALS		RPI 1-25	RPI 26-50		W-L RECORDS		RPI 51-100		RPI 101-150		RPI 150+
8-8-0	0-0-0	0-0-0		OVERALL		0-3-0		0-2-0		8-3-0	
6-2-0	0-0-0	0-0-0		HOME		0-2-0		0-0-0		6-0-0	
2-6-0	0-0-0	0-0-0		AWAY		0-1-0		0-2-0		2-3-0	
0-0-0	0-0-0	0-0-0		NEUTRAL		0-0-0		0-0-0		0-0-0	
5-6-0	0-0-0	0-0-0		NON-CONFERENCE		0-2-0		0-2-0		5-2-0	
4-1-0	0-0-0	0-0-0		HOME		0-1-0		0-0-0		4-0-0	
1-5-0	0-0-0	0-0-		AWAY		0-1-0		0-2-0		1-2-0	
0-0-0	0-0-0	0-0-0		NEUTRAL		0-0-0		0-0-0		0-0-0	
3-2-0	0-0-0	0-0-0		CONFERENCE		0-1-0		0-0-0		3-1-0	
2-1-0	0-0-0	0-0-0		HOME		0-1-0		0-0-0		2-0-0	
1-1-0	0-0-0	0-0-0		AWAY		0-0-0		0-0-0		1-1-0	
0-0-0	0-0-0	0-0-0		NEUTRAL		0-0-0		0-0-0		0-0-0	
RPI S	Opponent	Score	RPI S	Opponent	Score	RPI S	Opponent	Score	RPI S	Opponent	Score
						51 H	Butler	0 3	102 A	Eastern Mich.	0 4
						54 A	Illinois	2 3	121 A	Western Ky.	1 2
						81 H	Illinois St.	1 2	173 H	UT Martin	4 2
									191 A	SIU Edwardsville	0 1
									203 H	Evansville	1 0
									212 A	IPFW	2 0
									222 A	Loyola Chicago	1 2
									224 H	Ga. Southern	2 1
									241 H	Missouri St.	2 1
									244 A	Toledo	2 5
									254 H	Green Bay	4 0
									257 H	IUPUI	4 0
									317 A	UNI	2 1
LAST 10 GAMES											
						241 H	Missouri St.	2 1	212 A	IPFW	2 0
						317 A	UNI	2 1	222 A	Loyola Chicago	1 2
						203 H	Evansville	1 0	102 A	Eastern Mich.	0 4
						257 H	IUPUI	4 0	244 A	Toledo	2 5
						81 H	Illinois St.	1 2	173 H	UT Martin	4 2

Non-Div. I Games:

Indiana St.

Average RPI Win:	250	WON-LOST	WINNING	LAST 10	STRENGTH OF	OPP. STRENGTH	TEAM	ADJ	CONF.	ADJ CONF.		
Average RPI Loss:	101	RECORD	PCT. RANK	GAMES	SCHEDULE	OF SCHEDULE	RPI	RPI	RPI	RPI		
DIV. I ONLY		5-8-3	.40625	218	3-5-2	134	136	192	.48358	189	11	11
DIV. I NON-CONF.		3-5-2	.4	215	1-2-1	116	182	176	.4879	169	11	11
<hr/>												
TOTALS	RPI 1-25	RPI 26-50		W-L RECORDS		RPI 51-100		RPI 101-150		RPI 150+		
5-8-3	0-0-0	0-3-1		OVERALL		0-2-1		0-1-0		5-2-1		
3-1-0	0-0-0	0-0-0		HOME		0-0-0		0-1-0		3-0-0		
2-4-2	0-0-0	0-0-1		AWAY		0-2-1		0-0-0		2-2-0		
0-3-1	0-0-0	0-3-0		NEUTRAL		0-0-0		0-0-0		0-0-1		
3-5-2	0-0-0	0-3-1		NON-CONFERENCE		0-0-0		0-0-0		3-2-1		
2-0-0	0-0-0	0-0-0		HOME		0-0-0		0-0-0		2-0-0		
1-2-1	0-0-0	0-1-		AWAY		0-0-0		0-0-0		1-2-0		
0-3-1	0-0-0	0-3-0		NEUTRAL		0-0-0		0-0-0		0-0-1		
2-3-1	0-0-0	0-0-0		CONFERENCE		0-2-1		0-1-0		2-0-0		
1-1-0	0-0-0	0-0-0		HOME		0-0-0		0-1-0		1-0-0		
1-2-1	0-0-0	0-0-0		AWAY		0-2-1		0-0-0		1-0-0		
0-0-0	0-0-0	0-0-0		NEUTRAL		0-0-0		0-0-0		0-0-0		
RPI	S	Opponent	Score	RPI	S	Opponent	Score	RPI	S	Opponent	Score	
				26	N	California	0 4	74	A	UC Irvine	1 3	
				34	N	Texas Tech	0 3	76	A	Long Beach St.	1 1	
				37	A	Utah	2 2	94	A	Cal St. Fullerton	0 1	
				49	N	Iowa	0 1					
		</										

Non-Div. I Games:

UC Davis

Average RPI Win:		246	WON-LOST RECORD		WINNING PCT. RANK		LAST 10 GAMES		STRENGTH OF SCHEDULE		OPP. STRENGTH OF SCHEDULE		TEAM RPI		ADJ RPI		CONF. RPI		ADJ CONF. RPI	
DIV. I ONLY			6-9-1		.40625 218		4-4-1		102		208		185		.48322 190		15		15	
DIV. I NON-CONF.			2-5-0		.28571 264		0-0-0		177		242		254		.43148 258		18		19	
TOTALS		RPI 1-25		RPI 26-50		W-L RECORDS		RPI 51-100		RPI 101-150		RPI 150+								
6-9-1		0-0-0		0-2-0		OVERALL		0-2-0		1-1-0		5-4-1								
4-2-1		0-0-0		0-0-0		HOME		0-0-0		1-0-0		3-2-1								
2-7-0		0-0-0		0-2-0		AWAY		0-2-0		0-1-0		2-2-0								
0-0-0		0-0-0		0-0-0		NEUTRAL		0-0-0		0-0-0		0-0-0								
2-5-0		0-0-0		0-1-0		NON-CONFERENCE		0-1-0		0-0-0		2-3-0								
1-1-0		0-0-0		0-0-0		HOME		0-0-0		0-0-0		1-1-0								
1-4-0		0-0-0		0-0-		AWAY		0-1-0		0-0-0		1-2-0								
0-0-0		0-0-0		0-0-0		NEUTRAL		0-0-0		0-0-0		0-0-0								
4-4-1		0-0-0		0-1-0		CONFERENCE		0-1-0		1-1-0		3-1-1								
3-1-1		0-0-0		0-0-0		HOME		0-0-0		1-0-0		2-1-1								
1-3-0		0-0-0		0-1-0		AWAY		0-1-0		0-1-0		1-0-0								
0-0-0		0-0-0		0-0-0		NEUTRAL		0-0-0		0-0-0		0-0-0								
RPI	S	Opponent		Score		RPI	S	Opponent		Score		RPI	S	Opponent		Score				
				30	A	Ole Miss	0	5	56	A	Baylor	0	5	104	A	Southeastern La.	0	1		
				43	A	Stephen F. Austin	0	2	63	A	Oral Roberts	0	2	147	H	Nicholls St.	3	0		
														165	A	La.-Lafayette	0	5		
														184	H	Texas St.	1	3		
														206	H	Sam Houston St.	2	1		
														209	H	Lamar	0	0		
														211	H	Central Ark.	0	3		
														252	A	Houston Baptist	2	1		
														267	H	McNeese St.	2	1		
														276	A	La.-Monroe	1	3		
														299	H	Prairie View	3	0		
														302	A	Jackson St.	1	0		
				LAST 10 GAMES																
				63	A	Oral Roberts	0	2	211	H	Central Ark.	0	3							
				104	A	Southeastern La.	0	1	252	A	Houston Baptist	2	1							
				147	H	Nicholls St.	3	0	43	A	Stephen F. Austin	0	2							
				267	H	McNeese St.	2	1	209	H	Lamar	0	0							
				206	H	Sam Houston St.	2	1	299	H	Prairie View	3	0							

Non-Div. I Games:	Abilene Christian	0	1
-------------------	-------------------	---	---

Northwestern St.

Average RPI Win: 237		WON-LOST	WINNING	LAST 10	STRENGTH OF		OPP. STRENGTH	TEAM	ADJ		CONF.	ADJ CONF.	
Average RPI Loss: 227		RECORD	PCT. RANK	GAMES	SCHEDULE		OF SCHEDULE	RPI	RPI		RPI	RPI	
DIV. I ONLY		11-4-3	.69444	53	5-3-2		315	228	191	.48196	191	28	28
DIV. I NON-CONF.		6-1-2	.77778	43	0-0-1		316	203	163	.48963	165	28	28
TOTALS		RPI 1-25	RPI 26-50		W-L RECORDS		RPI 51-100		RPI 101-150		RPI 150+		
11-4-3	0-0-0	0-0-0		OVERALL		0-0-0		0-0-0		11-4-3			
5-2-2	0-0-0	0-0-0		HOME		0-0-0		0-0-0		5-2-2			
5-2-0	0-0-0	0-0-0		AWAY		0-0-0		0-0-0		5-2-0			
1-0-1	0-0-0	0-0-0		NEUTRAL		0-0-0		0-0-0		1-0-1			
6-1-2	0-0-0	0-0-0		NON-CONFERENCE		0-0-0		0-0-0		6-1-2			
3-0-1	0-0-0	0-0-0		HOME		0-0-0		0-0-0		3-0-1			
2-1-0	0-0-0	0-0-		AWAY		0-0-0		0-0-0		2-1-0			
1-0-1	0-0-0	0-0-0		NEUTRAL		0-0-0		0-0-0		1-0-1			
5-3-1	0-0-0	0-0-0		CONFERENCE		0-0-0		0-0-0		5-3-1			
2-2-1	0-0-0	0-0-0		HOME		0-0-0		0-0-0		2-2-1			
3-1-0	0-0-0	0-0-0		AWAY		0-0-0		0-0-0		3-1-0			
0-0-0	0-0-0	0-0-0		NEUTRAL		0-0-0		0-0-0		0-0-0			
RPI S	Opponent	Score	RPI S	Opponent	Score	RPI S	Opponent	Score	RPI S	Opponent	Score		
									151 A	Austin Peay	1 0		
									173 A	UT Martin	1 0		
									174 A	Southeast Mo. St.	0 1		
									176 A	Saint Louis	1 0		
									188 H	Indiana St.	1 0		
									201 A	UMKC	0 1		
									216 H	Morehead St.	0 1		
									222 H	Loyola Chicago	1 1		
									231 H	Belmont	1 1		
									241 H	Missouri St.	1 0		
									251 H	Eastern Ky.	2 1		
									257 H	IUPUI	2 0		
									279 A	Drake	4 1		
									286 A	Murray St.	5 2		
									298 N	Eastern Wash.	2 1		
									303 H	Jacksonville St.	5 1		
									305 N	Colorado St.	0 0		
									315 H	Tennessee Tech	0 1		
LAST 10 GAMES													
						173 A	UT Martin	1 0	216 H	Morehead St.	0 1		
						174 A	Southeast Mo. St.	0 1	251 H	Eastern Ky.	2 1		
						303 H	Jacksonville St.	5 1	231 H	Belmont	1 1		
						151 A	Austin Peay	1 0	315 H	Tennessee Tech	0 1		
						286 A	Murray St.	5 2	305 N	Colorado St.	0 0		

Non-Div. I Games:

SIU Edwardsville

Average RPI Win: 236		WON-LOST	WINNING	LAST 10	STRENGTH OF		OPP. STRENGTH	TEAM	ADJ	CONF.	ADJ CONF.		
Average RPI Loss: 104		RECORD	PCT. RANK	GAMES	SCHEDULE		OF SCHEDULE	RPI	RPI	RPI	RPI		
DIV. I ONLY		9-7-3	.55263	134	5-3-2		266	165	194	.48137	192	18	18
DIV. I NON-CONF.		5-4-1	.55	143	1-0-0		288	143	206	.46768	206	19	18
TOTALS		RPI 1-25	RPI 26-50		W-L RECORDS		RPI 51-100		RPI 101-150		RPI 150+		
9-7-3		0-0-0	0-2-0		OVERALL		1-2-0		0-1-0		8-2-3		
6-4-1		0-0-0	0-1-0		HOME		0-1-0		0-0-0		6-2-1		
3-3-2		0-0-0	0-1-0		AWAY		1-1-0		0-1-0		2-0-2		
0-0-0		0-0-0	0-0-0		NEUTRAL		0-0-0		0-0-0		0-0-0		
5-4-1		0-0-0	0-2-0		NON-CONFERENCE		1-1-0		0-0-0		4-1-1		
3-2-1		0-0-0	0-1-0		HOME		0-0-0		0-0-0		3-1-1		
2-2-0		0-0-0	0-0-		AWAY		1-1-0		0-0-0		1-0-0		
0-0-0		0-0-0	0-0-0		NEUTRAL		0-0-0		0-0-0		0-0-0		
4-3-2		0-0-0	0-0-0		CONFERENCE		0-1-0		0-1-0		4-1-2		
3-2-0		0-0-0	0-0-0		HOME		0-1-0		0-0-0		3-1-0		
1-1-2		0-0-0	0-0-0		AWAY		0-0-0		0-1-0		1-0-2		
0-0-0		0-0-0	0-0-0		NEUTRAL		0-0-0		0-0-0		0-0-0		
RPI S	Opponent	Score	RPI S	Opponent	Score	RPI S	Opponent	Score	RPI S	Opponent	Score		
39 A	Georgia	0 3	69 H	FGCU	1 3	128 A	Jacksonville	1 2					
48 H	Tennessee	0 2	89 A	Auburn	0 2	157 H	Kennesaw St.	2 1					
			97 A	Alabama	2 1	159 H	Western Caro.	0 2					
						199 H	Lipscomb	1 2					
						202 A	North Florida	0 0					
						220 H	Stetson	2 1					
						224 H	Ga. Southern	3 2					
						232 H	Georgia St.	2 2					
						246 A	East Tenn. St.	3 2					
						269 H	Northern Ky.	3 1					
						277 A	USC Upstate	0 0					
						281 H	Charleston So.	4 0					
						303 H	Jacksonville St.	4 0					
						324 A	Alabama A&M	10 0					
LAST 10 GAMES						128 A	Jacksonville	1 2	277 A	USC Upstate	0 0		
						202 A	North Florida	0 0	246 A	East Tenn. St.	3 2		
						220 H	Stetson	2 1	199 H	Lipscomb	1 2		
						69 H	FGCU	1 3	269 H	Northern Ky.	3 1		
						157 H	Kennesaw St.	2 1	224 H	Ga. Southern	3 2		

Non-Div. I Games:

Mercer

Average RPI Win:	211	WON-LOST RECORD	WINNING PCT. RANK	LAST 10 GAMES	STRENGTH OF SCHEDULE	OPP. STRENGTH OF SCHEDULE	TEAM RPI	ADJ RPI	CONF. RPI	ADJ CONF. RPI	
DIV. I ONLY	9-9-1	.5	152	5-5-0	202	191	190	.48105	193	12	12
DIV. I NON-CONF.	5-4-1	.55	143	1-0-0	285	301	224	.45221	226	12	12
<hr/>											
TOTALS	RPI 1-25	RPI 26-50		W-L RECORDS		RPI 51-100		RPI 101-150		RPI 150+	
9-9-1	0-1-0	0-0-0		OVERALL		1-3-0		1-1-0		7-4-1	
4-2-0	0-0-0	0-0-0		HOME		1-0-0		1-0-0		2-2-0	
5-6-1	0-1-0	0-0-0		AWAY		0-3-0		0-0-0		5-2-1	
0-1-0	0-0-0	0-0-0		NEUTRAL		0-0-0		0-1-0		0-0-0	
<hr/>											
5-4-1	0-0-0	0-0-0		NON-CONFERENCE		0-1-0		0-1-0		5-2-1	
1-1-0	0-0-0	0-0-0		HOME		0-0-0		0-0-0		1-1-0	
4-2-1	0-0-0	0-0-		AWAY		0-1-0		0-0-0		4-1-1	
0-1-0	0-0-0	0-0-0		NEUTRAL		0-0-0		0-1-0		0-0-0	
<hr/>											
4-5-0	0-1-0	0-0-0		CONFERENCE		1-2-0		1-0-0		2-2-0	
3-1-0	0-0-0	0-0-0		HOME		1-0-0		1-0-0		1-1-0	
1-4-0	0-1-0	0-0-0		AWAY		0-2-0		0-0-0		1-1-0	
0-0-0	0-0-0	0-0-0		NEUTRAL		0-0-0		0-0-0		0-0-0	
<hr/>											
RPI S	Opponent	Score	RPI S	Opponent	Score	RPI S	Opponent	Score	RPI S	Opponent	Score
24 A	Colorado Col.	0 1				70 H	UTEP	3 0	131 H	Marshall	2 0
						79 A	LSU	0 1	136 N	South Ala.	0 1
						92 A	North Texas	0 1	158 H	FIU	2 3
						93 A	Tulsa	0 3	165 A	La.-Lafayette	3 2
									172 A	Middle Tenn.	1 0
									194 A	UTSA	0 2
									211 H	Central Ark.	0 2
									219 H	Southern Miss.	2 0
									236 A	Troy	2 0
									267 A	McNeese St.	2 4
									282 A	UALR	2 0
									295 H	Southern U.	5 0
									302 A	Jackson St.	0 0
									327 A	Grambling	6 0
<hr/>											
LAST 10 GAMES											
194 A	UTSA	0 2	158 H	FIU	2 3						
24 A	Colorado Col.	0 1	131 H	Marshall	2 0						
219 H	Southern Miss.	2 0	92 A	North Texas	0 1						
70 H	UTEP	3 0	93 A	Tulsa	0 3						
172 A	Middle Tenn.	1 0	295 H	Southern U.	5 0						

Non-Div. I Games:

Louisiana Tech

Average RPI Win:		209	WON-LOST RECORD		WINNING PCT. RANK		LAST 10 GAMES		STRENGTH OF SCHEDULE		OPP. STRENGTH OF SCHEDULE		TEAM RPI		ADJ RPI		CONF. RPI		ADJ CONF. RPI	
DIV. I ONLY			5-11-2		.33333 265		4-4-2		94		117		193		.47909 194		12		12	
DIV. I NON-CONF.			1-8-0		.11111 308		0-1-0		70		72		247		.43809 247		12		12	
TOTALS		RPI 1-25		RPI 26-50		W-L RECORDS		RPI 51-100		RPI 101-150		RPI 150+								
5-11-2		0-1-1		0-3-0		OVERALL		0-4-0		0-1-0		5-2-1								
4-3-2		0-0-1		0-0-0		HOME		0-1-0		0-0-0		4-2-1								
1-8-0		0-1-0		0-3-0		AWAY		0-3-0		0-1-0		1-0-0								
0-0-0		0-0-0		0-0-0		NEUTRAL		0-0-0		0-0-0		0-0-0								
1-8-0		0-1-0		0-3-0		NON-CONFERENCE		0-2-0		0-0-0		1-2-0								
1-3-0		0-0-0		0-0-0		HOME		0-1-0		0-0-0		1-2-0								
0-5-0		0-1-0		0-0-		AWAY		0-1-0		0-0-0		0-0-0								
0-0-0		0-0-0		0-0-0		NEUTRAL		0-0-0		0-0-0		0-0-0								
4-3-2		0-0-1		0-0-0		CONFERENCE		0-2-0		0-1-0		4-0-1								
3-0-2		0-0-1		0-0-0		HOME		0-0-0		0-0-0		3-0-1								
1-3-0		0-0-0		0-0-0		AWAY		0-2-0		0-1-0		1-0-0								
0-0-0		0-0-0		0-0-0		NEUTRAL		0-0-0		0-0-0		0-0-0								
RPI	S	Opponent		Score		RPI	S	Opponent		Score		RPI	S	Opponent		Score				
19	A	Louisville		0	1	27	A	Kentucky		0	1	56	A	Baylor		0	5			
24	H	Colorado Col.		0	0	31	A	Texas A&M		0	1	70	A	UTEP		0	2			
						40	A	Texas		0	3	87	H	Samford		0	2			
												92	A	North Texas		2	4			
										</										

Non-Div. I Games:

UTSA

Average RPI Win: 158		WON-LOST	WINNING	LAST 10	STRENGTH OF		OPP. STRENGTH	TEAM	ADJ	CONF.	ADJ CONF.
Average RPI Loss: 107		RECORD	PCT. RANK	GAMES	SCHEDULE		OF SCHEDULE	RPI	RPI	RPI	RPI
DIV. I ONLY		6-11-1	.36111	245	3-6-1		132	80	195	.47867	195
DIV. I NON-CONF.		5-6-0	.45455	184	2-1-0		133	29	144	.50708	144
TOTALS		RPI 1-25	RPI 26-50		W-L RECORDS		RPI 51-100		RPI 101-150		RPI 150+
6-11-1	0-1-0	0-1-0		OVERALL		3-4-1		0-2-0		3-3-0	
5-4-0	0-0-0	0-0-0		HOME		3-2-0		0-1-0		2-1-0	
1-7-1	0-1-0	0-1-0		AWAY		0-2-1		0-1-0		1-2-0	
0-0-0	0-0-0	0-0-0		NEUTRAL		0-0-0		0-0-0		0-0-0	
5-6-0	0-1-0	0-1-0		NON-CONFERENCE		2-3-0		0-1-0		3-0-0	
4-1-0	0-0-0	0-0-0		HOME		2-1-0		0-0-0		2-0-0	
1-5-0	0-1-0	0-0-		AWAY		0-2-0		0-1-0		1-0-0	
0-0-0	0-0-0	0-0-0		NEUTRAL		0-0-0		0-0-0		0-0-0	
1-5-1	0-0-0	0-0-0		CONFERENCE		1-1-1		0-1-0		0-3-0	
1-3-0	0-0-0	0-0-0		HOME		1-1-0		0-1-0		0-1-0	
0-2-1	0-0-0	0-0-0		AWAY		0-0-1		0-0-0		0-2-0	
0-0-0	0-0-0	0-0-0		NEUTRAL		0-0-0		0-0-0		0-0-0	
RPI S	Opponent	Score		RPI S	Opponent	Score		RPI S	Opponent	Score	
2 A	UCLA	0 3		34 A	Texas Tech	1 3		58 A	Arizona St.	0 2	
								74 H	UC Irvine	1 2	
								76 H	Long Beach St.	1 0	
								86 A	San Diego	1 3	
								86 H	San Diego	0 2	
								93 H	Tulsa	1 0	
								94 A	Cal St. Fullerton	1 1	
								99 H	Oregon St.	3 1	

Average RPI Win:	235	WON-LOST	WINNING	LAST 10	STRENGTH OF	OPP. STRENGTH	TEAM	ADJ	CONF.	ADJ CONF.	
Average RPI Loss:	111	RECORD	PCT. RANK	GAMES	SCHEDULE	OF SCHEDULE	RPI	RPI	RPI	RPI	
DIV. I ONLY	7-8-1	.46875	180	5-5-0	227	110	197	.47856	196	14	14
DIV. I NON-CONF.	3-5-1	.38889	221	1-2-0	214	63	214	.46243	215	13	13
TOTALS	RPI 1-25	RPI 26-50	W-L RECORDS	RPI 51-100	RPI 101-150	RPI 150+					
7-8-1	0-0-0	0-2-1	OVERALL	0-2-0	0-1-0	7-3-0					
5-3-0	0-0-0	0-0-0	HOME	0-1-0	0-1-0	5-1-0					
2-5-1	0-0-0	0-2-1	AWAY	0-1-0	0-0-0	2-2-0					
0-0-0	0-0-0	0-0-0	NEUTRAL	0-0-0	0-0-0	0-0-0					
3-5-1	0-0-0	0-2-1	NON-CONFERENCE	0-0-0	0-1-0	3-2-0					
2-1-0	0-0-0	0-0-0	HOME	0-0-0	0-1-0	2-0-0					
1-4-1	0-0-0	0-1-	AWAY	0-0-0	0-0-0	1-2-0					
0-0-0	0-0-0	0-0-0	NEUTRAL	0-0-0	0-0-0	0-0-0					
4-3-0	0-0-0	0-0-0	CONFERENCE	0-2-0	0-0-0	4-1-0					
3-2-0	0-0-0	0-0-0	HOME	0-1-0	0-0-0	3-1-0					
1-1-0	0-0-0	0-0-0	AWAY	0-1-0	0-0-0	1-0-0					
0-0-0	0-0-0	0-0-0	NEUTRAL	0-0-0	0-0-0	0-0-0					
RPI S	Opponent	Score	RPI S	Opponent	Score	RPI S	Opponent	Score	RPI S	Opponent	Score
			38 A	Maryland	0 3	67 H	VCU	1 5	105 H	Delaware	0 3
			41 A	James Madison	1 2	88 A	Dayton	0 3	153 A	Saint Francis (PA)	0 3
			42 A	William & Mary	1 1				176 H	Saint Louis	1 0
									180 H	Richmond	1 2
									200 H	George Washington	1 0
									202 H	North Florida	3 0
									214 A	American	0 1
									229 H	Fordham	3 0
									270 A	Loyola Maryland	1 0
									274 H	Old Dominion	3 0
									297 A	Rhode Island	1 0
LAST 10 GAMES											
			200 H	George Washington	1 0	88 A	Dayton	0 3			
			180 H	Richmond	1 2	105 H	Delaware	0 3			
			229 H	Fordham	3 0	41 A	James Madison	1 2			
			297 A	Rhode Island	1 0	67 H	VCU	1 5			
			176 H	Saint Louis	1 0	270 A	Loyola Maryland	1 0			

Non-Div. I Games:

George Mason

Average RPI Win: 206		WON-LOST RECORD		WINNING PCT. RANK		LAST 10 GAMES		STRENGTH OF SCHEDULE		OPP. STRENGTH OF SCHEDULE		TEAM RPI		ADJ RPI		CONF. RPI		ADJ CONF. RPI	
DIV. I ONLY		7-8-1		.46875 180		6-4-0		184		211		196		.47831 197		14		14	
DIV. I NON-CONF.		3-5-1		.38889 221		2-1-0		202		290		237		.44401 236		13		13	
TOTALS		RPI 1-25		RPI 26-50		W-L RECORDS		RPI 51-100		RPI 101-150		RPI 150+							
7-8-1		0-0-0		0-0-0		OVERALL		2-2-0		0-0-0		5-6-1							
6-3-0		0-0-0		0-0-0		HOME		2-1-0		0-0-0		4-2-0							
1-5-0		0-0-0		0-0-0		AWAY		0-1-0		0-0-0		1-4-0							
0-0-1		0-0-0		0-0-0		NEUTRAL		0-0-0		0-0-0		0-0-1							
3-5-1		0-0-0		0-0-0		NON-CONFERENCE		0-2-0		0-0-0		3-3-1							
2-3-0		0-0-0		0-0-0		HOME		0-1-0		0-0-0		2-2-0							
1-2-0		0-0-0		0-0-		AWAY		0-1-0		0-0-0		1-1-0							
0-0-1		0-0-0		0-0-0		NEUTRAL		0-0-0		0-0-0		0-0-1							
4-3-0		0-0-0		0-0-0		CONFERENCE		2-0-0		0-0-0		2-3-0							
4-0-0		0-0-0		0-0-0		HOME		2-0-0		0-0-0		2-0-0							
0-3-0		0-0-0		0-0-0		AWAY		0-0-0		0-0-0		0-3-0							
0-0-0		0-0-0		0-0-0		NEUTRAL		0-0-0		0-0-0		0-0-0							
RPI S	Opponent	Score		RPI S	Opponent	Score		RPI S	Opponent	Score		RPI S	Opponent	Score					
								59 A	Navy	2	3	151 H	Austin Peay	2	3				
								67 H	VCU	2	0	176 A	Saint Louis	2	3				
								83 H	La Salle	2	1	179 H	Saint Joseph's	3	2				
								100 H	Hofstra	0	1	180 A	Richmond	1	2				
												181 A	Kent St.	2	3				
												200 H	George Washington	1	0				
												210 A	Duquesne	1	3				
												218 N	Towson	2	2				
												249 H	Buffalo	1	2				
												292 H	Robert Morris	2	0				
												309 A	Canisius	2	0				
												314 H	UMass Lowell	3	1				
LAST 10 GAMES																			
												210 A	Duquesne	1	3				
												292 H	Robert Morris	2	0				
												176 A	Saint Louis	2	3				
												314 H	UMass Lowell	3	1				
												100 H	Hofstra	0	1				

Non-Div. I Games:

St. Bonaventure

Average RPI Win:	267	WON-LOST RECORD	WINNING PCT. RANK	LAST 10 GAMES	STRENGTH OF SCHEDULE	OPP. STRENGTH OF SCHEDULE	TEAM RPI	ADJ RPI	CONF. RPI	ADJ CONF. RPI	
Average RPI Loss:	132										
DIV. I ONLY	7-6-5	.52778	142	3-4-3	246	204	198	.4771	198	20	20
DIV. I NON-CONF.	4-2-2	.625	96	0-0-0	190	209	134	.51495	135	20	20
<hr/>											
TOTALS	RPI 1-25	RPI 26-50		W-L RECORDS	RPI 51-100		RPI 101-150		RPI 150+		
7-6-5	0-0-0	0-2-0		OVERALL	0-0-0		0-2-3		7-2-2		
2-4-2	0-0-0	0-2-0		HOME	0-0-0		0-2-2		2-0-0		
5-2-3	0-0-0	0-0-0		AWAY	0-0-0		0-0-1		5-2-2		
0-0-0	0-0-0	0-0-0		NEUTRAL	0-0-0		0-0-0		0-0-0		
<hr/>											
4-2-2	0-0-0	0-2-0		NON-CONFERENCE	0-0-0		0-0-1		4-0-1		
1-2-1	0-0-0	0-2-0		HOME	0-0-0		0-0-1		1-0-0		
3-0-1	0-0-0	0-0-		AWAY	0-0-0		0-0-0		3-0-1		
0-0-0	0-0-0	0-0-0		NEUTRAL	0-0-0		0-0-0		0-0-0		
<hr/>											
3-4-3	0-0-0	0-0-0		CONFERENCE	0-0-0		0-2-2		3-2-1		
1-2-1	0-0-0	0-0-0		HOME	0-0-0		0-2-1		1-0-0		
2-2-2	0-0-0	0-0-0		AWAY	0-0-0		0-0-1		2-2-1		
0-0-0	0-0-0	0-0-0		NEUTRAL	0-0-0		0-0-0		0-0-0		
<hr/>											
RPI S	Opponent	Score	RPI S	Opponent	Score	RPI S	Opponent	Score	RPI S	Opponent	Score
			32 H	Indiana	0 1				102 H	Eastern Mich.	0 3
			45 H	DePaul	1 3				108 H	Wright St.	1 1
									139 A	Miami (OH)	1 1
									146 H	Western Mich.	0 0
									148 H	Central Mich.	1 2
									207 A	Ball St.	1 2
									216 H	Morehead St.	3 1
									244 A	Toledo	2 1
									249 A	Buffalo	1 0
									251 A	Eastern Ky.	5 1
									255 A	Cleveland St.	0 0
									259 A	Northern Ill.	1 2
									271 A	Akron	2 2
									288 A	Niagara	2 1
									310 H	Bowling Green	3 1
									311 A	Youngstown St.	1 0
<hr/>											
LAST 10 GAMES											
			259 A	Northern Ill.	1 2		271 A	Akron	2 2		
			244 A	Toledo	2 1		207 A	Ball St.	1 2		
			146 H	Western Mich.	0 0		139 A	Miami (OH)	1 1		
			102 H	Eastern Mich.	0 3		148 H	Central Mich.	1 2		
			249 A	Buffalo	1 0		310 H	Bowling Green	3 1		

Non-Div. I Games:

Ohio

Average RPI Win: 252		WON-LOST	WINNING	LAST 10	STRENGTH OF		OPP. STRENGTH	TEAM	ADJ		CONF.	ADJ CONF.	
Average RPI Loss: 162		RECORD	PCT. RANK	GAMES	SCHEDULE		OF SCHEDULE	RPI	RPI		RPI	RPI	
DIV. I ONLY		6-7-5	.47222	172	3-4-3		178	272	199	.47613	199	18	18
DIV. I NON-CONF.		3-4-2	.44444	191	0-1-0		181	289	203	.46835	203	19	18
TOTALS		RPI 1-25	RPI 26-50		W-L RECORDS		RPI 51-100		RPI 101-150		RPI 150+		
6-7-5	0-0-0	0-0-0		OVERALL		0-0-1		0-2-0		6-5-4			
3-3-3	0-0-0	0-0-0		HOME		0-0-1		0-0-0		3-3-2			
3-4-2	0-0-0	0-0-0		AWAY		0-0-0		0-2-0		3-2-2			
0-0-0	0-0-0	0-0-0		NEUTRAL		0-0-0		0-0-0		0-0-0			
3-4-2	0-0-0	0-0-0		NON-CONFERENCE		0-0-0		0-1-0		3-3-2			
2-2-1	0-0-0	0-0-0		HOME		0-0-0		0-0-0		2-2-1			
1-2-1	0-0-0	0-0-		AWAY		0-0-0		0-1-0		1-1-1			
0-0-0	0-0-0	0-0-0		NEUTRAL		0-0-0		0-0-0		0-0-0			
3-3-3	0-0-0	0-0-0		CONFERENCE		0-0-1		0-1-0		3-2-2			
1-1-2	0-0-0	0-0-0		HOME		0-0-1		0-0-0		1-1-1			
2-2-1	0-0-0	0-0-0		AWAY		0-0-0		0-1-0		2-1-1			
0-0-0	0-0-0	0-0-0		NEUTRAL		0-0-0		0-0-0		0-0-0			
RPI S	Opponent	Score	RPI S	Opponent	Score	RPI S	Opponent	Score	RPI S	Opponent	Score		
						69 H FGCU	1	1	121 A Western Ky.	1	2		
						128 A Jacksonville	0	2					
						151 H Austin Peay	1	2					
						157 A Kennesaw St.	1	2					
						159 A Western Caro.	0	2					
						172 A Middle Tenn.	0	0					
						173 H UT Martin	0	2					
						192 A Mercer	2	1					
						202 A North Florida	1	0					
						211 H Central Ark.	2	2					
						220 H Stetson	3	3					
						231 H Belmont	4	0					
						246 H East Tenn. St.	0	1					
						269 A Northern Ky.	0	0					
						277 H USC Upstate	4	1					
						287 H Alabama St.	3	0					
						324 A Alabama A&M	10	0					
						LAST 10 GAMES			128 A Jacksonville			0	2
						151 H Austin Peay			1	2	69 H FGCU	1	1
						277 H USC Upstate			4	1	220 H Stetson	3	3
246 H East Tenn. St.			0	1	192 A Mercer	2	1						
269 A Northern Ky.			0	0	157 A Kennesaw St.	1	2						
202 A North Florida			1	0									

Non-Div. I Games:

Lipscomb

Average RPI Win:	233	WON-LOST RECORD	WINNING PCT. RANK	LAST 10 GAMES	STRENGTH OF SCHEDULE	OPP. STRENGTH OF SCHEDULE	TEAM RPI	ADJ RPI	CONF. RPI	ADJ CONF. RPI				
DIV. I ONLY		5-5-5	.5	152	2-3-3	233	169	199	.47533	200	14	14		
DIV. I NON-CONF.		3-2-3	.5625	132	0-0-1	262	179	188	.47835	189	13	13		
<hr/>														
TOTALS	RPI 1-25	RPI 26-50		W-L RECORDS		RPI 51-100		RPI 101-150		RPI 150+				
5-5-5	0-1-0	0-0-0		OVERALL		1-0-1		0-0-0		4-4-4				
1-3-2	0-1-0	0-0-0		HOME		1-0-1		0-0-0		0-2-1				
4-2-3	0-0-0	0-0-0		AWAY		0-0-0		0-0-0		4-2-2				
0-0-0	0-0-0	0-0-0		NEUTRAL		0-0-0		0-0-0		0-0-0				
<hr/>														
3-2-3	0-1-0	0-0-0		NON-CONFERENCE		0-0-0		0-0-0		3-1-3				
0-2-1	0-1-0	0-0-0		HOME		0-0-0		0-0-0		0-1-1				
3-0-2	0-0-0	0-0-		AWAY		0-0-0		0-0-0		3-0-2				
0-0-0	0-0-0	0-0-0		NEUTRAL		0-0-0		0-0-0		0-0-0				
<hr/>														
2-3-2	0-0-0	0-0-0		CONFERENCE		1-0-1		0-0-0		1-3-1				
1-1-1	0-0-0	0-0-0		HOME		1-0-1		0-0-0		0-1-0				
1-2-1	0-0-0	0-0-0		AWAY		0-0-0		0-0-0		1-2-1				
0-0-0	0-0-0	0-0-0		NEUTRAL		0-0-0		0-0-0		0-0-0				
<hr/>														
RPI	S	Opponent	Score		RPI	S	Opponent	Score		RPI	S	Opponent	Score	
5	H	Georgetown	2	3						67	H	VCU	0	0
										83	H	La Salle	1	0
										153	H	Saint Francis (PA)	1	3
										178	A	East Carolina	1	1
										179	H	Saint Joseph's	0	2
										196	A	George Mason	0	1
										197	A	St. Bonaventure	0	1
										210	A	Duquesne	0	0
										214	A	American	1	0
										268	A	Mt. St. Mary's	0	0
										270	H	Loyola Maryland	1	1
										274	A	Old Dominion	2	1
										296	A	Howard	3	1
										297	A	Rhode Island	1	0
<hr/>														
LAST 10 GAMES														
268	A	Mt. St. Mary's	0	0	179	H	Saint Joseph's	0	2					
67	H	VCU	0	0	83	H	La Salle	1	0					
196	A	George Mason	0	1	297	A	Rhode Island	1	0					
210	A	Duquesne	0	0	296	A	Howard	3	1					
197	A	St. Bonaventure	0	1	270	H	Loyola Maryland	1	1					

Non-Div. I Games:

George Washington

Average RPI Win: 272		WON-LOST RECORD	WINNING PCT. RANK	LAST 10 GAMES	STRENGTH OF SCHEDULE	OPP. STRENGTH OF SCHEDULE	TEAM RPI	ADJ RPI	CONF. RPI	ADJ CONF. RPI	
Average RPI Loss: 144											
DIV. I ONLY		9-8-1	.52778 142	6-4-0	234	284	204	.4749 201	30	30	
DIV. I NON-CONF.		3-4-1	.4375 197	0-0-0	122	204	161	.49123 160	29	29	
<hr/>											
TOTALS		RPI 1-25		RPI 26-50		W-L RECORDS		RPI 51-100		RPI 101-150	RPI 150+
9-8-1		0-0-0		0-0-0		OVERALL		0-4-0		0-1-0	9-3-1
5-3-0		0-0-0		0-0-0		HOME		0-2-0		0-1-0	5-0-0
4-5-1		0-0-0		0-0-0		AWAY		0-2-0		0-0-0	4-3-1
0-0-0		0-0-0		0-0-0		NEUTRAL		0-0-0		0-0-0	0-0-0
<hr/>											
3-4-1		0-0-0		0-0-0		NON-CONFERENCE		0-2-0		0-1-0	3-1-1
2-2-0		0-0-0		0-0-0		HOME		0-1-0		0-1-0	2-0-0
1-2-1		0-0-0		0-0-		AWAY		0-1-0		0-0-0	1-1-1
0-0-0		0-0-0		0-0-0		NEUTRAL		0-0-0		0-0-0	0-0-0
<hr/>											
6-4-0		0-0-0		0-0-0		CONFERENCE		0-2-0		0-0-0	6-2-0
3-1-0		0-0-0		0-0-0		HOME		0-1-0		0-0-0	3-0-0
3-3-0		0-0-0		0-0-0		AWAY		0-1-0		0-0-0	3-2-0
0-0-0		0-0-0		0-0-0		NEUTRAL		0-0-0		0-0-0	0-0-0
<hr/>											
RPI S	Opponent	Score	RPI S	Opponent	Score	RPI S	Opponent	Score	RPI S	Opponent	Score
						63 A	Oral Roberts	2 3	120 H	Creighton	0 1
						66 A	Seattle	0 3	174 H	Southeast Mo. St.	2 1
						66 H	Seattle	0 3	191 H	SIU Edwardsville	1 0
						80 H	Missouri	0 3	211 A	Central Ark.	1 1
									230 A	Utah Valley	0 2
									241 A	Missouri St.	0 1
									282 A	UALR	3 1
									283 A	New Mexico St.	1 2
									283 H	New Mexico St.	3 0
									285 A	Bakersfield	3 0
									304 A	Grand Canyon	1 0
									304 H	Grand Canyon	6 2
									313 A	Idaho	2 1
									313 H	Idaho	2 0
<hr/>											
LAST 10 GAMES											
			66 H	Seattle	0 3	304 H	Grand Canyon	6 2			
			313 H	Idaho	2 0	313 A	Idaho	2 1			
			304 A	Grand Canyon	1 0	66 A	Seattle	0 3			
			285 A	Bakersfield	3 0	283 A	New Mexico St.	1 2			
			230 A	Utah Valley	0 2	283 H	New Mexico St.	3 0			

Non-Div. I Games:

UMKC

Average RPI Win:	236	WON-LOST RECORD	WINNING PCT. RANK	LAST 10 GAMES	STRENGTH OF SCHEDULE	OPP. STRENGTH OF SCHEDULE	TEAM RPI	ADJ RPI	CONF. RPI	ADJ CONF. RPI		
DIV. I ONLY		6-9-4	.42105	206	4-4-2	147	213	203	.47439	202	18	18
DIV. I NON-CONF.		3-5-2	.4	215	1-0-0	127	214	190	.47805	191	19	18
<hr/>												
TOTALS	RPI 1-25	RPI 26-50		W-L RECORDS		RPI 51-100		RPI 101-150		RPI 150+		
6-9-4	0-1-0	0-0-0		OVERALL		0-4-0		1-1-0		5-3-4		
4-2-2	0-0-0	0-0-0		HOME		0-1-0		1-0-0		3-1-2		
2-6-2	0-0-0	0-0-0		AWAY		0-3-0		0-1-0		2-2-2		
0-1-0	0-1-0	0-0-0		NEUTRAL		0-0-0		0-0-0		0-0-0		
3-5-2	0-1-0	0-0-0		NON-CONFERENCE		0-3-0		1-0-0		2-1-2		
2-1-1	0-0-0	0-0-0		HOME		0-1-0		1-0-0		1-0-1		
1-3-1	0-0-0	0-0-		AWAY		0-2-0		0-0-0		1-1-1		
0-1-0	0-1-0	0-0-0		NEUTRAL		0-0-0		0-0-0		0-0-0		
3-4-2	0-0-0	0-0-0		CONFERENCE		0-1-0		0-1-0		3-2-2		
2-1-1	0-0-0	0-0-0		HOME		0-0-0		0-0-0		2-1-1		
1-3-1	0-0-0	0-0-0		AWAY		0-1-0		0-1-0		1-1-1		
0-0-0	0-0-0	0-0-0		NEUTRAL		0-0-0		0-0-0		0-0-0		
<hr/>												
RPI S	Opponent	Score		RPI S	Opponent	Score		RPI S	Opponent	Score		
11 N	UCF	0 5										

Non-Div. I Games:

North Florida

Average RPI Win: 257		WON-LOST	WINNING	LAST 10	STRENGTH OF	OPP. STRENGTH	TEAM	ADJ	CONF.	ADJ CONF.		
Average RPI Loss: 171		RECORD	PCT. RANK	GAMES	SCHEDULE	OF SCHEDULE	RPI	RPI	RPI	RPI		
DIV. I ONLY		9-4-3	.65625	70	6-2-2	316	181	201	.47349	203	26	26
DIV. I NON-CONF.		7-2-2	.72727	55	4-0-1	304	191	157	.49284	158	23	23
<hr/>												
TOTALS		RPI 1-25		RPI 26-50		W-L RECORDS		RPI 51-100		RPI 101-150		RPI 150+
9-4-3		0-0-0		0-0-0		OVERALL		0-1-0		0-1-1		9-2-2
5-1-2		0-0-0		0-0-0		HOME		0-0-0		0-0-1		5-1-1
4-3-1		0-0-0		0-0-0		AWAY		0-1-0		0-1-0		4-1-1
0-0-0		0-0-0		0-0-0		NEUTRAL		0-0-0		0-0-0		0-0-0
7-2-2		0-0-0		0-0-0		NON-CONFERENCE		0-0-0		0-1-1		7-1-1
4-1-1		0-0-0		0-0-0		HOME		0-0-0		0-0-1		4-1-0
3-1-1		0-0-0		0-0-		AWAY		0-0-0		0-1-0		3-0-1
0-0-0		0-0-0		0-0-0		NEUTRAL		0-0-0		0-0-0		0-0-0
2-2-1		0-0-0		0-0-0		CONFERENCE		0-1-0		0-0-0		2-1-1
1-0-1		0-0-0		0-0-0		HOME		0-0-0		0-0-0		1-0-1
1-2-0		0-0-0		0-0-0		AWAY		0-1-0		0-0-0		1-1-0
0-0-0		0-0-0		0-0-0		NEUTRAL		0-0-0		0-0-0		0-0-0
RPI	S	Opponent	Score	RPI	S	Opponent	Score	RPI	S	Opponent	Score	
						81 A Illinois St.	0 4	121 H Western Ky.			0 0	
								127 A Xavier			0 1	
								173 H UT Martin			3 0	
								176 A Saint Louis			1 1	
								177 H Valparaiso			2 1	
								188 A Indiana St.			0 1	
								231 H Belmont			3 0	
								241 H Missouri St.			0 0	
								251 A Eastern Ky.			3 0	
								257 H IUPUI			1 0	
								279 H Drake			1 0	
								286 H Murray St.			0 1	
								310 A Bowling Green			2 1	
								315 A Tennessee Tech			2 1	
								317 A UNI			2 1	
<hr/>												
LAST 10 GAMES												
						121 H Western Ky.	0 0	279 H Drake			1 0	
						81 A Illinois St.	0 4	310 A Bowling Green			2 1	
						188 A Indiana St.	0 1	251 A Eastern Ky.			3 0	
						241 H Missouri St.	0 0	177 H Valparaiso			2 1	
						317 A UNI	2 1	231 H Belmont			3 0	

Non-Div. I Games:

Evansville

Average RPI Win:	277	WON-LOST	WINNING	LAST 10	STRENGTH OF	OPP. STRENGTH	TEAM	ADJ	CONF.	ADJ CONF.					
Average RPI Loss:	145	RECORD	PCT. RANK	GAMES	SCHEDULE	OF SCHEDULE	RPI	RPI	RPI	RPI					
DIV. I ONLY	8-8-0	.5	152	5-5-0	196	304	202	.47331	204	21	22				
DIV. I NON-CONF.	3-3-0	.5	148	0-0-0	124	323	168	.48627	175	26	27				
<hr/>															
TOTALS	RPI 1-25	RPI 26-50		W-L RECORDS		RPI 51-100		RPI 101-150		RPI 150+					
8-8-0	0-0-0	0-0-0		OVERALL		0-2-0		0-4-0		8-2-0					
3-5-0	0-0-0	0-0-0		HOME		0-0-0		0-4-0		3-1-0					
5-3-0	0-0-0	0-0-0		AWAY		0-2-0		0-0-0		5-1-0					
0-0-0	0-0-0	0-0-0		NEUTRAL		0-0-0		0-0-0		0-0-0					
<hr/>															
3-3-0	0-0-0	0-0-0		NON-CONFERENCE		0-1-0		0-1-0		3-1-0					
2-1-0	0-0-0	0-0-0		HOME		0-0-0		0-1-0		2-0-0					
1-2-0	0-0-0	0-0-		AWAY		0-1-0		0-0-0		1-1-0					
0-0-0	0-0-0	0-0-0		NEUTRAL		0-0-0		0-0-0		0-0-0					
<hr/>															
5-5-0	0-0-0	0-0-0		CONFERENCE		0-1-0		0-3-0		5-1-0					
1-4-0	0-0-0	0-0-0		HOME		0-0-0		0-3-0		1-1-0					
4-1-0	0-0-0	0-0-0		AWAY		0-1-0		0-0-0		4-0-0					
0-0-0	0-0-0	0-0-0		NEUTRAL		0-0-0		0-0-0		0-0-0					
<hr/>															
RPI	S	Opponent	Score	RPI	S	Opponent	Score	RPI	S	Opponent	Score				
				73		A	Radford	0	1	106		H	Liberty	1	2
				75		A	Furman	1	2	133		H	High Point	1	2
										142		H	Wofford	1	2
										143		H	Coastal Caro.	0	4
										164		H	Longwood	0	2
										213		H	Citadel	2	1
										256		A	UNC Asheville	1	0
										272		H	Campbell	2	1
										277		H	USC Upstate	1	0
										281		A	Charleston So.	2	1
										287		A	Alabama St.	5	0
										308		A	Gardner-Webb	1	0
										320		A	South Carolina St.	1	2
										321		A	VMI	4	0
				<hr/>											
								LAST 10 GAMES							
								133		H	High Point	1	2	143	
				308		A	Gardner-Webb	1	0	106		H	Liberty	1	2
				321		A	VMI	4	0	281		A	Charleston So.	2	1
				164		H	Longwood	0	2	256		A	UNC Asheville	1	0
				272		H	Campbell	2	1	73		A	Radford	0	1

Non-Div. I Games:

Presbyterian

Average RPI Win: 233		WON-LOST RECORD		WINNING PCT. RANK		LAST 10 GAMES		STRENGTH OF SCHEDULE		OPP. STRENGTH OF SCHEDULE		TEAM RPI		ADJ RPI		CONF. RPI		ADJ CONF. RPI	
DIV. I ONLY		6-8-3		.44118 196		4-4-2		203		140		206		.47317 205		14		14	
DIV. I NON-CONF.		4-5-1		.45 186		2-1-0		173		164		179		.48401 181		13		13	
TOTALS		RPI 1-25		RPI 26-50		W-L RECORDS		RPI 51-100		RPI 101-150		RPI 150+							
6-8-3		0-0-0		0-1-0		OVERALL		0-4-0		0-0-1		6-3-2							
3-5-0		0-0-0		0-0-0		HOME		0-4-0		0-0-0		3-1-0							
2-3-3		0-0-0		0-1-0		AWAY		0-0-0		0-0-1		2-2-2							
1-0-0		0-0-0		0-0-0		NEUTRAL		0-0-0		0-0-0		1-0-0							
4-5-1		0-0-0		0-1-0		NON-CONFERENCE		0-2-0		0-0-1		4-2-0							
2-3-0		0-0-0		0-0-0		HOME		0-2-0		0-0-0		2-1-0							
1-2-1		0-0-0		0-0-		AWAY		0-0-0		0-0-1		1-1-0							
1-0-0		0-0-0		0-0-0		NEUTRAL		0-0-0		0-0-0		1-0-0							
2-3-2		0-0-0		0-0-0		CONFERENCE		0-2-0		0-0-0		2-1-2							
1-2-0		0-0-0		0-0-0		HOME		0-2-0		0-0-0		1-0-0							
1-1-2		0-0-0		0-0-0		AWAY		0-0-0		0-0-0		1-1-2							
0-0-0		0-0-0		0-0-0		NEUTRAL		0-0-0		0-0-0		0-0-0							
RPI S	Opponent	Score		RPI S	Opponent	Score		RPI S	Opponent	Score		RPI S	Opponent	Score					
				31 A	Texas A&M	1	3	57 H	St. John's (NY)	0	1	141 A	Providence	1	1				
								67 H	VCU	0	1	169 H	Northeastern	2	1				
								71 H	Brown	1	2	176 A	Saint Louis	1	1				
								88 H	Dayton	0	1	179 A	Saint Joseph's	2	1				
												180 A	Richmond	0	0				
												209 N	Lamar	2	1				
												217 H	Army	0	2				
												229 A	Fordham	2	3				
												234 A	Siena	3	4				
												261 A	New Hampshire	1	0				
												280 H	Bryant	1	0				
												297 H	Rhode Island	3	1				
LAST 10 GAMES																			
				180 A	Richmond	0	0	67 H	VCU	0	1								
				229 A	Fordham	2	3	179 A	Saint Joseph's	2	1								
				297 H	Rhode Island	3	1	280 H	Bryant	1	0								
				176 A	Saint Louis	1	1	169 H	Northeastern	2	1								
				88 H	Dayton	0	1	71 H	Brown	1	2								

Non-Div. I Games:

Massachusetts

Average RPI Win:	269	WON-LOST	WINNING	LAST 10	STRENGTH OF	OPP. STRENGTH	TEAM	ADJ	CONF.	ADJ CONF.		
Average RPI Loss:	124	RECORD	PCT. RANK	GAMES	SCHEDULE	OF SCHEDULE	RPI	RPI	RPI	RPI		
DIV. I ONLY		6-8-1	.43333	203	4-4-0	153	237	205	.47287	206	15	15
DIV. I NON-CONF.		2-4-1	.35714	240	0-0-0	198	281	250	.43546	249	18	19
<hr/>												
TOTALS	RPI 1-25	RPI 26-50		W-L RECORDS		RPI 51-100		RPI 101-150		RPI 150+		
6-8-1	0-0-0	0-1-0		OVERALL		0-2-0		0-2-0		6-3-1		
5-3-0	0-0-0	0-1-0		HOME		0-1-0		0-1-0		5-0-0		
1-5-0	0-0-0	0-0-0		AWAY		0-1-0		0-1-0		1-3-0		
0-0-1	0-0-0	0-0-0		NEUTRAL		0-0-0		0-0-0		0-0-1		
2-4-1	0-0-0	0-0-0		NON-CONFERENCE		0-1-0		0-1-0		2-2-1		
2-0-0	0-0-0	0-0-0		HOME		0-0-0		0-0-0		2-0-0		
0-4-0	0-0-0	0-0-		AWAY		0-1-0		0-1-0		0-2-0		
0-0-1	0-0-0	0-0-0		NEUTRAL		0-0-0		0-0-0		0-0-1		
4-4-0	0-0-0	0-1-0		CONFERENCE		0-1-0		0-1-0		4-1-0		
3-3-0	0-0-0	0-1-0		HOME		0-1-0		0-1-0		3-0-0		
1-1-0	0-0-0	0-0-0		AWAY		0-0-0		0-0-0		1-1-0		
0-0-0	0-0-0	0-0-0		NEUTRAL		0-0-0		0-0-0		0-0-0		
RPI S	Opponent	Score	RPI S	Opponent	Score	RPI S	Opponent	Score	RPI S	Opponent	Score	
			43 H	Stephen F. Austin	0 1	63 H	Oral Roberts	1 2	104 H	Southeastern La.	0 1	
						92 A	North Texas	0 3	123 A	SMU	0 4	
									184 A	Texas St.	1 2	
									187 N	South Dakota St.	0 0	
									190 A	Northwestern St.	1 2	
									194 A	UTSA	0 1	
									209 H	Lamar	5 2	
									211 H	Central Ark.	1 0	
									267 A	McNeese St.	1 0	
									299 H	Prairie View	3 0	
									306 H	A&M-Corpus Christi	2 0	
									322 H	Texas Southern	6 0	
<hr/>												
LAST 10 GAMES												
			104 H	Southeastern La.	0 1	43 H	Stephen F. Austin	0 1				
			306 H	A&M-Corpus Christi	2 0	190 A	Northwestern St.	1 2				
			63 H	Oral Roberts	1 2	267 A	McNeese St.	1 0				
			211 H	Central Ark.	1 0	123 A	SMU	0 4				
			209 H	Lamar	5 2	184 A	Texas St.	1 2				

Non-Div. I Games: Abilene Christian 1 2 Incarnate Word 3 1

Sam Houston St.

Average RPI Win:		260	WON-LOST RECORD		WINNING PCT. RANK		LAST 10 GAMES		STRENGTH OF SCHEDULE		OPP. STRENGTH OF SCHEDULE		TEAM RPI		ADJ RPI		CONF. RPI		ADJ CONF. RPI	
Average RPI Loss:		142																		
DIV. I ONLY			10-5-3		.63889 79		5-3-2		312		217		209		.47202 207		20		20	
DIV. I NON-CONF.			5-2-1		.6875 70		0-0-0		324		233		220		.45602 219		20		20	
TOTALS		RPI 1-25		RPI 26-50		W-L RECORDS		RPI 51-100		RPI 101-150		RPI 150+								
10-5-3		0-1-0		0-0-0		OVERALL		0-0-0		1-2-0		9-2-3								
5-1-2		0-0-0		0-0-0		HOME		0-0-0		0-0-0		5-1-2								
5-4-1		0-1-0		0-0-0		AWAY		0-0-0		1-2-0		4-1-1								
0-0-0		0-0-0		0-0-0		NEUTRAL		0-0-0		0-0-0		0-0-0								
5-2-1		0-1-0		0-0-0		NON-CONFERENCE		0-0-0		0-0-0		5-1-1								
4-0-0		0-0-0		0-0-0		HOME		0-0-0		0-0-0		4-0-0								
1-2-1		0-1-0		0-0-		AWAY		0-0-0		0-0-0		1-1-1								
0-0-0		0-0-0		0-0-0		NEUTRAL		0-0-0		0-0-0		0-0-0								
5-3-2		0-0-0		0-0-0		CONFERENCE		0-0-0		1-2-0		4-1-2								
1-1-2		0-0-0		0-0-0		HOME		0-0-0		0-0-0		1-1-2								
4-2-0		0-0-0		0-0-0		AWAY		0-0-0		1-2-0		3-0-0								
0-0-0		0-0-0		0-0-0		NEUTRAL		0-0-0		0-0-0		0-0-0								
RPI	S	Opponent		Score		RPI	S	Opponent		Score		RPI	S	Opponent		Score				
24	A	Colorado Col.		0 2										102 A Eastern Mich.		1 0				
														146 A Western Mich.		1 2				
														148 A Central Mich.		0 1				
														181 H Kent St.		0 1				
														198 H Ohio		2 1				
														212 A IPFW		0 1				
														244 H Toledo		2 2				
														249 A Buffalo		1 0				
														254 H Green Bay		3 0				
														257 A IUPUI		1 1				
														259 H Northern Ill.		2 2				
														271 A Akron		2 0				
														289 A Air Force		1 0				
														294 H Eastern Ill.		3 0				
														310 A Bowling Green		2 0				
														315 H Tennessee Tech		2 0				
														317 H UNI		2 1				
						LAST 10 GAMES														
		148 A Central Mich.		0 1				102 A Eastern Mich.		1 0										
		310 A Bowling Green		2 0				198 H Ohio		2 1										
		259 H Northern Ill.		2 2				181 H Kent St.		0 1										
		244 H Toledo		2 2				271 A Akron		2 0										
		146 A Western Mich.		1 2				249 A Buffalo		1 0										

Average RPI Win:		243	WON-LOST	WINNING	LAST 10	STRENGTH OF		OPP. STRENGTH	TEAM	ADJ	CONF.	ADJ CONF.
Average RPI Loss:		119	RECORD	PCT. RANK	GAMES	SCHEDULE		OF SCHEDULE	RPI	RPI	RPI	RPI
DIV. I ONLY		8-9-2		.47368	169	6-2-2		229	143	207	.47151	208
DIV. I NON-CONF.		2-7-1		.25	276	0-0-1		158	73	233	.44421	233
TOTALS		RPI 1-25		RPI 26-50		W-L RECORDS		RPI 51-100		RPI 101-150		RPI 150+
8-9-2		0-1-0		0-2-0		OVERALL		0-1-0		0-2-1		8-3-1
5-3-0		0-0-0		0-1-0		HOME		0-1-0		0-0-0		5-1-0
3-4-1		0-1-0		0-0-0		AWAY		0-0-0		0-2-1		3-1-0
0-2-1		0-0-0		0-1-0		NEUTRAL		0-0-0		0-0-0		0-1-1
2-7-1		0-1-0		0-2-0		NON-CONFERENCE		0-1-0		0-1-0		2-2-1
1-3-0		0-0-0		0-1-0		HOME		0-1-0		0-0-0		1-1-0
1-2-0		0-1-0		0-0-		AWAY		0-0-0		0-1-0		1-0-0
0-2-1		0-0-0		0-1-0		NEUTRAL		0-0-0		0-0-0		0-1-1
6-2-1		0-0-0		0-0-0		CONFERENCE		0-0-0		0-1-1		6-1-0
4-0-0		0-0-0		0-0-0		HOME		0-0-0		0-0-0		4-0-0
2-2-1		0-0-0		0-0-0		AWAY		0-0-0		0-1-1		2-1-0
0-0-0		0-0-0		0-0-0		NEUTRAL		0-0-0		0-0-0		0-0-0
RPI S	Opponent	Score	RPI S	Opponent	Score	RPI S	Opponent	Score	RPI S	Opponent	Score	
3 A	North Carolina	1 2	28 N	Duke	0 1	68 H	Michigan St.	0 1	113 A	Boise St.	1 2	
			34 H	Texas Tech	0 1				119 A	Utah St.	0 0	
									149 A	St. Mary's (CA)	0 1	
									154 H	Rice	3 0	
									160 H	UC Santa Barbara	0 2	
									168 H	UNLV	1 0	
									182 H	Fresno St.	1 0	
									189 N	UC Davis	0 0	
									239 A	Wyoming	2 3	
									266 H	Nevada	3 2	
									273 N	Pacific	1 2	
									283 A	New Mexico St.	1 0	
									289 A	Air Force	1 0	
									300 H	San Jose St.	2 1	
									305 A	Colorado St.	3 0	
LAST 10 GAMES												
			113 A	Boise St.	1 2		239 A	Wyoming	2 3			
			119 A	Utah St.	0 0		305 A	Colorado St.	3 0			
			168 H	UNLV	1 0		182 H	Fresno St.	1 0			
			266 H	Nevada	3 2		300 H	San Jose St.	2 1			
			289 A	Air Force	1 0		189 N	UC Davis	0 0			

Non-Div. I Games:

New Mexico

Average RPI Win: 251		WON-LOST RECORD	WINNING PCT. RANK		LAST 10 GAMES	STRENGTH OF SCHEDULE	OPP. STRENGTH OF SCHEDULE	TEAM RPI	ADJ RPI	CONF. RPI	ADJ CONF. RPI		
Average RPI Loss: 151													
DIV. I ONLY		6-9-1	.40625	218	3-5-0	135	262	208	.47112	209	15	15	
DIV. I NON-CONF.		3-4-0	.42857	204	0-0-0	174	311	211	.46309	213	18	19	
<hr/>													
TOTALS		RPI 1-25		RPI 26-50		W-L RECORDS		RPI 51-100		RPI 101-150		RPI 150+	
6-9-1		0-0-0		0-1-0		OVERALL		0-1-0		1-2-0		5-5-1	
3-3-0		0-0-0		0-1-0		HOME		0-1-0		0-0-0		3-1-0	
3-4-1		0-0-0		0-0-0		AWAY		0-0-0		1-2-0		2-2-1	
0-2-0		0-0-0		0-0-0		NEUTRAL		0-0-0		0-0-0		0-2-0	
3-4-0		0-0-0		0-0-0		NON-CONFERENCE		0-0-0		0-1-0		3-3-0	
2-0-0		0-0-0		0-0-0		HOME		0-0-0		0-0-0		2-0-0	
1-2-0		0-0-0		0-0-		AWAY		0-0-0		0-1-0		1-1-0	
0-2-0		0-0-0		0-0-0		NEUTRAL		0-0-0		0-0-0		0-2-0	
3-5-1		0-0-0		0-1-0		CONFERENCE		0-1-0		1-1-0		2-2-1	
1-3-0		0-0-0		0-1-0		HOME		0-1-0		0-0-0		1-1-0	
2-2-1		0-0-0		0-0-0		AWAY		0-0-0		1-1-0		1-1-1	
0-0-0		0-0-0		0-0-0		NEUTRAL		0-0-0		0-0-0		0-0-0	
RPI	S	Opponent	Score	RPI	S	Opponent	Score	RPI	S	Opponent	Score		
				43	H	Stephen F. Austin	0 3	63	H	Oral Roberts	0 3		
										104	A	Southeastern La.	1 3
										145	A	Northern Ariz.	2 3
										147	A	Nicholls St.	2 1
										154	A	Rice	3 5
										187	N	South Dakota St.	0 3
										190	A	Northwestern St.	0 0
										194	A	UTSA	3 1
										205	N	Massachusetts	1 2
										206	A	Sam Houston St.	2 5
										252	H	Houston Baptist	0 1
										267	A	McNeese St.	2 0
										295	H	Southern U.	2 0
										299	H	Prairie View	3 2
										306	H	A&M-Corpus Christi	3 0
<hr/>													
LAST 10 GAMES													
				267	A	McNeese St.	2 0	252	H	Houston Baptist	0 1		
				306	H	A&M-Corpus Christi	3 0	43	H	Stephen F. Austin	0 3		
				206	A	Sam Houston St.	2 5	63	H	Oral Roberts	0 3		
				104	A	Southeastern La.	1 3	190	A	Northwestern St.	0 0		
				147	A	Nicholls St.	2 1	205	N	Massachusetts	1 2		

Non-Div. I Games: Abilene Christian 2 1 Incarnate Word 0 0

Lamar

Average RPI Win: 229		WON-LOST	WINNING	LAST 10	STRENGTH OF		OPP. STRENGTH	TEAM	ADJ		CONF.	ADJ CONF.
Average RPI Loss: 147		RECORD	PCT. RANK	GAMES	SCHEDULE		OF SCHEDULE	RPI	RPI		RPI	RPI
DIV. I ONLY		6-7-2	.46667	188	224		179	213	.46976		210	14
DIV. I NON-CONF.		4-4-1	.5	148	248		257	218	.46117		217	13
TOTALS		RPI 1-25	RPI 26-50		W-L RECORDS		RPI 51-100		RPI 101-150		RPI 150+	
6-7-2		0-0-0	0-0-0		OVERALL		0-3-0		0-0-0		6-4-2	
4-4-1		0-0-0	0-0-0		HOME		0-2-0		0-0-0		4-2-1	
2-2-1		0-0-0	0-0-0		AWAY		0-1-0		0-0-0		2-1-1	
0-1-0		0-0-0	0-0-0		NEUTRAL		0-0-0		0-0-0		0-1-0	
4-4-1		0-0-0	0-0-0		NON-CONFERENCE		0-1-0		0-0-0		4-3-1	
3-2-0		0-0-0	0-0-0		HOME		0-0-0		0-0-0		3-2-0	
1-1-1		0-0-0	0-0-		AWAY		0-1-0		0-0-0		1-0-1	
0-1-0		0-0-0	0-0-0		NEUTRAL		0-0-0		0-0-0		0-1-0	
2-3-1		0-0-0	0-0-0		CONFERENCE		0-2-0		0-0-0		2-1-1	
1-2-1		0-0-0	0-0-0		HOME		0-2-0		0-0-0		1-0-1	
1-1-0		0-0-0	0-0-0		AWAY		0-0-0		0-0-0		1-1-0	
0-0-0		0-0-0	0-0-0		NEUTRAL		0-0-0		0-0-0		0-0-0	
RPI S	Opponent	Score	RPI S	Opponent	Score	RPI S	Opponent	Score	RPI S	Opponent	Score	
						59 A	Navy	0 1	153 H	Saint Francis (PA)	1 0	
						67 H	VCU	0 1	176 A	Saint Louis	0 3	
						83 H	La Salle	0 3	180 A	Richmond	2 0	
									186 H	Pittsburgh	0 1	
									197 H	St. Bonaventure	3 1	
									200 H	George Washington	0 0	
									218 N	Towson	1 2	
									237 H	Marist	0 3	
									249 A	Buffalo	0 0	
									265 H	NJIT	3 0	
									288 A	Niagara	1 0	
									292 H	Robert Morris	3 1	
LAST 10 GAMES												
						292 H	Robert Morris	3 1	176 A	Saint Louis	0 3	
						83 H	La Salle	0 3	197 H	St. Bonaventure	3 1	
						180 A	Richmond	2 0	265 H	NJIT	3 0	
						200 H	George Washington	0 0	288 A	Niagara	1 0	
						67 H	VCU	0 1	249 A	Buffalo	0 0	

Non-Div. I Games:

Duquesne

Average RPI Win:	256	WON-LOST	WINNING	LAST 10	STRENGTH OF	OPP. STRENGTH	TEAM	ADJ	CONF.	ADJ CONF.		
Average RPI Loss:	143	RECORD	PCT. RANK	GAMES	SCHEDULE	OF SCHEDULE	RPI	RPI	RPI	RPI		
DIV. I ONLY		6-8-2	.4375	201	3-5-0	173	226	210	.46953	211	15	15
DIV. I NON-CONF.		3-3-2	.5	148	0-0-0	263	265	221	.45323	223	18	19
<hr/>												
TOTALS	RPI 1-25	RPI 26-50		W-L RECORDS		RPI 51-100		RPI 101-150		RPI 150+		
6-8-2	0-0-0	0-1-0		OVERALL		0-1-0		0-3-0		6-3-2		
3-5-1	0-0-0	0-1-0		HOME		0-0-0		0-2-0		3-2-1		
3-3-1	0-0-0	0-0-0		AWAY		0-1-0		0-1-0		3-1-1		
0-0-0	0-0-0	0-0-0		NEUTRAL		0-0-0		0-0-0		0-0-0		
<hr/>												
3-3-2	0-0-0	0-0-0		NON-CONFERENCE		0-0-0		0-1-0		3-2-2		
2-2-1	0-0-0	0-0-0		HOME		0-0-0		0-0-0		2-2-1		
1-1-1	0-0-0	0-0-		AWAY		0-0-0		0-1-0		1-0-1		
0-0-0	0-0-0	0-0-0		NEUTRAL		0-0-0		0-0-0		0-0-0		
<hr/>												
3-5-0	0-0-0	0-1-0		CONFERENCE		0-1-0		0-2-0		3-1-0		
1-3-0	0-0-0	0-1-0		HOME		0-0-0		0-2-0		1-0-0		
2-2-0	0-0-0	0-0-0		AWAY		0-1-0		0-0-0		2-1-0		
0-0-0	0-0-0	0-0-0		NEUTRAL		0-0-0		0-0-0		0-0-0		
<hr/>												
RPI	S	Opponent	Score	RPI	S	Opponent	Score	RPI	S	Opponent	Score	
				43	H	Stephen F. Austin	1 2	63	A	Oral Roberts	1 4	
								104	H	Southeastern La.	1 2	
								124	A	TCU	0 3	
								147	H	Nicholls St.	1 2	
								190	A	Northwestern St.	3 0	
								193	A	Louisiana Tech	2 0	
								199	A	Lipscomb	2 2	
								201	H	UMKC	1 1	
								206	A	Sam Houston St.	0 1	
								215	H	Arkansas St.	2 3	
								241	H	Missouri St.	0 2	
								252	A	Houston Baptist	1 0	
								276	H	La.-Monroe	6 2	
								306	H	A&M-Corpus Christi	2 1	
								318	H	Mississippi Val.	4 0	
<hr/>												
LAST 10 GAMES												
				43	H	Stephen F. Austin	1 2	104	H	Southeastern La.	1 2	
				63	A	Oral Roberts	1 4	190	A	Northwestern St.	3 0	
				252	A	Houston Baptist	1 0	306	H	A&M-Corpus Christi	2 1	
				206	A	Sam Houston St.	0 1	124	A	TCU	0 3	
				147	H	Nicholls St.	1 2	276	H	La.-Monroe	6 2	

Non-Div. I Games: Incarnate Word 3 2 Abilene Christian 1 2

Central Ark.

Average RPI Win: 264		WON-LOST RECORD	WINNING PCT. RANK		LAST 10 GAMES	STRENGTH OF SCHEDULE	OPP. STRENGTH OF SCHEDULE	TEAM RPI	ADJ RPI	CONF. RPI	ADJ CONF. RPI			
Average RPI Loss: 109														
DIV. I ONLY		6-9-1	.40625	218	4-5-1	161	189	214	.46941	212	24	24		
DIV. I NON-CONF.		3-8-0	.27273	274	1-4-0	153	178	238	.44373	237	24	24		
<hr/>														
TOTALS		RPI 1-25		RPI 26-50		W-L RECORDS		RPI 51-100		RPI 101-150		RPI 150+		
6-9-1		0-1-0		0-0-0		OVERALL		0-3-0		0-3-0		6-2-1		
4-5-0		0-1-0		0-0-0		HOME		0-1-0		0-2-0		4-1-0		
2-4-1		0-0-0		0-0-0		AWAY		0-2-0		0-1-0		2-1-1		
0-0-0		0-0-0		0-0-0		NEUTRAL		0-0-0		0-0-0		0-0-0		
3-8-0		0-0-0		0-0-0		NON-CONFERENCE		0-3-0		0-3-0		3-2-0		
2-4-0		0-0-0		0-0-0		HOME		0-1-0		0-2-0		2-1-0		
1-4-0		0-0-0		0-0-		AWAY		0-2-0		0-1-0		1-1-0		
0-0-0		0-0-0		0-0-0		NEUTRAL		0-0-0		0-0-0		0-0-0		
3-1-1		0-1-0		0-0-0		CONFERENCE		0-0-0		0-0-0		3-0-1		
2-1-0		0-1-0		0-0-0		HOME		0-0-0		0-0-0		2-0-0		
1-0-1		0-0-0		0-0-0		AWAY		0-0-0		0-0-0		1-0-1		
0-0-0		0-0-0		0-0-0		NEUTRAL		0-0-0		0-0-0		0-0-0		
RPI	S	Opponent	Score		RPI	S	Opponent	Score		RPI	S	Opponent	Score	
13	H	Denver	0 4							51	H	Butler	0 2	
										81	A	Illinois St.	0 4	
										91	A	Purdue	0 2	
										108	H	Wright St.	1 2	
										130	A	Oakland	0 3	
										139	H	Miami (OH)	0 3	
										177	A	Valparaiso	0 1	
										188	H	Indiana St.	0 2	
										207	H	Ball St.	1 0	
										222	A	Loyola Chicago	2 1	
										257	A	IUPUI	2 2	
										260	A	Western Ill.	1 0	
										284	H	Neb. Omaha	1 0	
										291	H	South Dakota	1 0	
										317	H	UNI	2 0	
					LAST 10 GAMES									
					284	H	Neb. Omaha	1 0		13	H	Denver	0 4	
					291	H	South Dakota	1 0		188	H	Indiana St.	0 2	
					260	A	Western Ill.	1 0		81	A	Illinois St.	0 4	
					257	A	IUPUI	2 2		130	A	Oakland	0 3	
					222	A	Loyola Chicago	2 1		91	A	Purdue	0 2	

Non-Div. I Games:

IPFW

Average RPI Win:	209	WON-LOST RECORD	WINNING PCT. RANK	LAST 10 GAMES	STRENGTH OF SCHEDULE	OPP. STRENGTH OF SCHEDULE	TEAM RPI	ADJ RPI	CONF. RPI	ADJ CONF. RPI		
DIV. I ONLY		5-10-2	.35294	250	3-7-0	109	201	212	.469	213	13	13
DIV. I NON-CONF.		2-3-2	.42857	204	0-0-0	170	262	202	.46971	202	14	14
<hr/>												
TOTALS	RPI 1-25	RPI 26-50		W-L RECORDS		RPI 51-100		RPI 101-150		RPI 150+		
5-10-2	0-0-0	0-1-0		OVERALL		2-2-0		0-3-1		3-4-1		
3-4-2	0-0-0	0-0-0		HOME		1-0-0		0-2-1		2-2-1		
2-6-0	0-0-0	0-1-0		AWAY		1-2-0		0-1-0		1-2-0		
0-0-0	0-0-0	0-0-0		NEUTRAL		0-0-0		0-0-0		0-0-0		
<hr/>												
2-3-2	0-0-0	0-1-0		NON-CONFERENCE		0-1-0		0-0-1		2-1-1		
2-0-2	0-0-0	0-0-0		HOME		0-0-0		0-0-1		2-0-1		
0-3-0	0-0-0	0-0-		AWAY		0-1-0		0-0-0		0-1-0		
0-0-0	0-0-0	0-0-0		NEUTRAL		0-0-0		0-0-0		0-0-0		
<hr/>												
3-7-0	0-0-0	0-0-0		CONFERENCE		2-1-0		0-3-0		1-3-0		
1-4-0	0-0-0	0-0-0		HOME		1-0-0		0-2-0		0-2-0		
2-3-0	0-0-0	0-0-0		AWAY		1-1-0		0-1-0		1-1-0		
0-0-0	0-0-0	0-0-0		NEUTRAL		0-0-0		0-0-0		0-0-0		
<hr/>												
RPI	S	Opponent	Score	RPI	S	Opponent	Score	RPI	S	Opponent	Score	
				38	A	Maryland	0 9	59	A	Navy	0 5	
								75	A	Furman	0 7	
								82	H	Elon	2 1	
								87	A	Samford	3 2	
								101	H	UNC Greensboro	3 5	
								134	H	Appalachian St.	3 9	
								137	H	Winthrop	2 2	
								142	A	Wofford	0 2	
								159	H	Western Caro.	0 4	
								185	A	Davidson	0 3	
								204	A	Presbyterian	1 2	
								224	H	Ga. Southern	2 3	
								281	H	Charleston So.	2 1	
								293	A	Chattanooga	3 1	
								303	H	Jacksonville St.	3 1	
								309	H	Canisius	1 1	
<hr/>												
LAST 10 GAMES												
				159	H	Western Caro.	0 4	185	A	Davidson	0 3	
				134	H	Appalachian St.	3 9	101	H	UNC Greensboro	3 5	
				293	A	Chattanooga	3 1	82	H	Elon	2 1	
				87	A	Samford	3 2	142	A	Wofford	0 2	
				224	H	Ga. Southern	2 3	75	A	Furman	0 7	

Non-Div. I Games:

Citadel

Average RPI Win:	247	WON-LOST RECORD	WINNING PCT. RANK	LAST 10 GAMES	STRENGTH OF SCHEDULE	OPP. STRENGTH OF SCHEDULE	TEAM RPI	ADJ RPI	CONF. RPI	ADJ CONF. RPI	
Average RPI Loss:	143										
DIV. I ONLY	6-10-1	.38235	233	4-5-1	131	248	216	.46875	214	16	16
DIV. I NON-CONF.	2-7-0	.22222	285	0-3-0	72	275	231	.44956	230	15	15
<hr/>											
TOTALS	RPI 1-25	RPI 26-50		W-L RECORDS	RPI 51-100		RPI 101-150		RPI 150+		
6-10-1	0-0-0	0-1-0		OVERALL	0-2-0		0-2-0		6-5-1		
4-5-0	0-0-0	0-1-0		HOME	0-1-0		0-0-0		4-3-0		
2-4-1	0-0-0	0-0-0		AWAY	0-1-0		0-2-0		2-1-1		
0-1-0	0-0-0	0-0-0		NEUTRAL	0-0-0		0-0-0		0-1-0		
<hr/>											
2-7-0	0-0-0	0-0-0		NON-CONFERENCE	0-1-0		0-2-0		2-4-0		
1-3-0	0-0-0	0-0-0		HOME	0-0-0		0-0-0		1-3-0		
1-3-0	0-0-0	0-0-		AWAY	0-1-0		0-2-0		1-0-0		
0-1-0	0-0-0	0-0-0		NEUTRAL	0-0-0		0-0-0		0-1-0		
<hr/>											
4-3-1	0-0-0	0-1-0		CONFERENCE	0-1-0		0-0-0		4-1-1		
3-2-0	0-0-0	0-1-0		HOME	0-1-0		0-0-0		3-0-0		
1-1-1	0-0-0	0-0-0		AWAY	0-0-0		0-0-0		1-1-1		
0-0-0	0-0-0	0-0-0		NEUTRAL	0-0-0		0-0-0		0-0-0		
<hr/>											
RPI S	Opponent	Score	RPI S	Opponent	Score	RPI S	Opponent	Score	RPI S	Opponent	Score
			50 H	Boston U.	0 1	59 H	Navy	0 1	106 A	Liberty	0 2
						83 A	La Salle	2 3	144 A	Fairfield	0 1
									161 N	Hartford	0 1
									175 H	UMBC	1 2
									180 H	Richmond	1 3
									196 H	George Mason	1 0
									200 H	George Washington	0 1
									217 A	Army	0 0
									226 H	Bucknell	3 0
									227 H	Lehigh	1 0
									247 H	Lafayette	1 0
									270 A	Loyola Maryland	0 2
									290 A	Holy Cross	1 0
									296 A	Howard	1 0
			LAST 10 GAMES								
			50 H	Boston U.	0 1	290 A	Holy Cross	1 0			
			270 A	Loyola Maryland	0 2	180 H	Richmond	1 3			
			247 H	Lafayette	1 0	227 H	Lehigh	1 0			
			217 A	Army	0 0	161 N	Hartford	0 1			
			226 H	Bucknell	3 0	144 A	Fairfield	0 1			

Non-Div. I Games:

American

Average RPI Win: 256		WON-LOST RECORD	WINNING PCT. RANK		LAST 10 GAMES	STRENGTH OF SCHEDULE	OPP. STRENGTH OF SCHEDULE	TEAM RPI	ADJ RPI		CONF. RPI	ADJ CONF. RPI			
Average RPI Loss: 157															
DIV. I ONLY		9-7-2	.55556	126	6-4-0	289	257	217	.46833	215	19	19			
DIV. I NON-CONF.		5-3-2	.6	113	2-0-0	298	269	217	.46128	216	21	21			
<hr/>															
TOTALS		RPI 1-25		RPI 26-50		W-L RECORDS		RPI 51-100		RPI 101-150		RPI 150+			
9-7-2		0-0-0		0-0-0		OVERALL		0-2-0		1-1-0		8-4-2			
7-1-1		0-0-0		0-0-0		HOME		0-0-0		1-1-0		6-0-1			
2-6-1		0-0-0		0-0-0		AWAY		0-2-0		0-0-0		2-4-1			
0-0-0		0-0-0		0-0-0		NEUTRAL		0-0-0		0-0-0		0-0-0			
5-3-2		0-0-0		0-0-0		NON-CONFERENCE		0-2-0		0-0-0		5-1-2			
4-0-1		0-0-0		0-0-0		HOME		0-0-0		0-0-0		4-0-1			
1-3-1		0-0-0		0-0-		AWAY		0-2-0		0-0-0		1-1-1			
0-0-0		0-0-0		0-0-0		NEUTRAL		0-0-0		0-0-0		0-0-0			
4-4-0		0-0-0		0-0-0		CONFERENCE		0-0-0		1-1-0		3-3-0			
3-1-0		0-0-0		0-0-0		HOME		0-0-0		1-1-0		2-0-0			
1-3-0		0-0-0		0-0-0		AWAY		0-0-0		0-0-0		1-3-0			
0-0-0		0-0-0		0-0-0		NEUTRAL		0-0-0		0-0-0		0-0-0			
RPI	S	Opponent	Score	RPI	S	Opponent	Score	RPI	S	Opponent	Score				
								63	A	Oral Roberts	2	3			
								93	A	Tulsa	0	4			
										121	H	Western Ky.	3	0	
										136	H	South Ala.	0	2	
										165	A	La.-Lafayette	0	1	
										174	A	Southeast Mo. St.	0	0	
										184	A	Texas St.	0	3	
										211	A	Central Ark.	3	2	
										219	H	Southern Miss.	2	2	
										225	A	Mississippi St.	0	4	
										232	H	Georgia St.	3	2	
										236	A	Troy	0	1	
										241	H	Missouri St.	3	1	
										276	A	La.-Monroe	3	2	
										282	H	UALR	2	1	
										286	H	Murray St.	3	1	
										326	H	Ark.-Pine Bluff	5	0	
										327	H	Grambling	7	0	
<hr/>															
LAST 10 GAMES															
						184	A	Texas St.	0	3	136	H	South Ala.	0	2
						232	H	Georgia St.	3	2	236	A	Troy	0	1
						121	H	Western Ky.	3	0	282	H	UALR	2	1
						165	A	La.-Lafayette	0	1	286	H	Murray St.	3	1
						276	A	La.-Monroe	3	2	326	H	Ark.-Pine Bluff	5	0

Non-Div. I Games:

Arkansas St.

Average RPI Win: 222		WON-LOST RECORD		WINNING PCT. RANK		LAST 10 GAMES		STRENGTH OF SCHEDULE		OPP. STRENGTH OF SCHEDULE		TEAM RPI		ADJ RPI		CONF. RPI		ADJ CONF. RPI	
Average RPI Loss: 165																			
DIV. I ONLY		7-10-1		.41667 207		7-3-0		152		236		211		.46762 216		28		28	
DIV. I NON-CONF.		1-7-1		.16667 295		1-0-0		99		146		248		.43641 248		28		28	
TOTALS		RPI 1-25		RPI 26-50		W-L RECORDS		RPI 51-100		RPI 101-150		RPI 150+							
7-10-1		0-2-0		0-1-0		OVERALL		0-0-0		1-1-0		6-6-1							
2-5-0		0-0-0		0-0-0		HOME		0-0-0		0-1-0		2-4-0							
5-5-1		0-2-0		0-1-0		AWAY		0-0-0		1-0-0		4-2-1							
0-0-0		0-0-0		0-0-0		NEUTRAL		0-0-0		0-0-0		0-0-0							
1-7-1		0-2-0		0-1-0		NON-CONFERENCE		0-0-0		1-1-0		0-3-1							
0-3-0		0-0-0		0-0-0		HOME		0-0-0		0-1-0		0-2-0							
1-4-1		0-2-0		0-0-		AWAY		0-0-0		1-0-0		0-1-1							
0-0-0		0-0-0		0-0-0		NEUTRAL		0-0-0		0-0-0		0-0-0							
6-3-0		0-0-0		0-0-0		CONFERENCE		0-0-0		0-0-0		6-3-0							
2-2-0		0-0-0		0-0-0		HOME		0-0-0		0-0-0		2-2-0							
4-1-0		0-0-0		0-0-0		AWAY		0-0-0		0-0-0		4-1-0							
0-0-0		0-0-0		0-0-0		NEUTRAL		0-0-0		0-0-0		0-0-0							
RPI S	Opponent	Score		RPI S	Opponent	Score		RPI S	Opponent	Score		RPI S	Opponent	Score					
19 A	Louisville	2	7	46 A	Ohio St.	2	3					127 H	Xavier	0	1				
21 A	West Virginia	0	2									134 A	Appalachian St.	2	1				
												151 A	Austin Peay	3	2				
												153 A	Saint Francis (PA)	1	1				
												173 H	UT Martin	0	3				
												174 H	Southeast Mo. St.	5	2				
												191 A	SIU Edwardsville	1	0				
												198 A	Ohio	1	3				
												231 H	Belmont	0	1				
												269 H	Northern Ky.	1	2				
												271 H	Akron	1	2				
												286 H	Murray St.	1	0				
												294 A	Eastern Ill.	0	1				
												303 A	Jacksonville St.	2	1				
												315 A	Tennessee Tech	1	0				
LAST 10 GAMES				LAST 10 GAMES				LAST 10 GAMES				LAST 10 GAMES							
												231 H	Belmont	0	1	173 H	UT Martin	0	3
												315 A	Tennessee Tech	1	0	191 A	SIU Edwardsville	1	0
												286 H	Murray St.	1	0	294 A	Eastern Ill.	0	1
												151 A	Austin Peay	3	2	303 A	Jacksonville St.	2	1
												174 H	Southeast Mo. St.	5	2	134 A	Appalachian St.	2	1

Non-Div. I Games:

Morehead St.

Average RPI Win: 236		WON-LOST	WINNING	LAST 10	STRENGTH OF	OPP. STRENGTH	TEAM	ADJ	CONF.	ADJ CONF.		
Average RPI Loss: 125		RECORD	PCT. RANK	GAMES	SCHEDULE	OF SCHEDULE	RPI	RPI	RPI	RPI		
DIV. I ONLY		7-7-3	.5	152	4-4-2	277	149	219	.46722	217	16	16
DIV. I NON-CONF.		4-4-1	.5	148	1-1-0	222	156	192	.47812	190	15	15
<hr/>												
TOTALS		RPI 1-25		RPI 26-50		W-L RECORDS		RPI 51-100		RPI 101-150		RPI 150+
7-7-3		0-0-0		0-2-0		OVERALL		0-1-0		1-2-0		6-2-3
2-5-1		0-0-0		0-2-0		HOME		0-1-0		1-0-0		1-2-1
5-2-2		0-0-0		0-0-0		AWAY		0-0-0		0-2-0		5-0-2
0-0-0		0-0-0		0-0-0		NEUTRAL		0-0-0		0-0-0		0-0-0
4-4-1		0-0-0		0-1-0		NON-CONFERENCE		0-0-0		1-2-0		3-1-1
2-2-0		0-0-0		0-1-0		HOME		0-0-0		1-0-0		1-1-0
2-2-1		0-0-0		0-0-		AWAY		0-0-0		0-2-0		2-0-1
0-0-0		0-0-0		0-0-0		NEUTRAL		0-0-0		0-0-0		0-0-0
3-3-2		0-0-0		0-1-0		CONFERENCE		0-1-0		0-0-0		3-1-2
0-3-1		0-0-0		0-1-0		HOME		0-1-0		0-0-0		0-1-1
3-0-1		0-0-0		0-0-0		AWAY		0-0-0		0-0-0		3-0-1
0-0-0		0-0-0		0-0-0		NEUTRAL		0-0-0		0-0-0		0-0-0
RPI	S	Opponent	Score	RPI	S	Opponent	Score	RPI	S	Opponent	Score	
				35	H	Rutgers	2 3	98	H	Colgate	1 2	
				50	H	Boston U.	0 1					
										118	A Princeton	0 3
										122	A Seton Hall	0 2
										144	H Fairfield	1 0
										205	A Massachusetts	2 0
										214	H American	0 0
										223	H Binghamton	0 1
										226	A Bucknell	2 1
										227	H Lehigh	0 1
										229	A Fordham	1 1
										240	A Central Conn. St.	1 0
										247	A Lafayette	3 1
										270	A Loyola Maryland	1 1
										290	A Holy Cross	2 1
										297	H Rhode Island	5 0
<hr/>												
LAST 10 GAMES												
				247	A	Lafayette	3 1	270	A	Loyola Maryland	1 1	
				290	A	Holy Cross	2 1	50	H	Boston U.	0 1	
				227	H	Lehigh	0 1	223	H	Binghamton	0 1	
				214	H	American	0 0	226	A	Bucknell	2 1	
				98	H	Colgate	1 2	297	H	Rhode Island	5 0	

Non-Div. I Games:

Army

Average RPI Win: 229		WON-LOST	WINNING	LAST 10	STRENGTH OF		OPP. STRENGTH	TEAM	ADJ		CONF.	ADJ CONF.
Average RPI Loss: 128		RECORD	PCT. RANK	GAMES	SCHEDULE		OF SCHEDULE	RPI	RPI		RPI	RPI
DIV. I ONLY		8-10-1	.44737	190	4-6-0		219	158	215		.46717	218
DIV. I NON-CONF.		6-4-1	.59091	123	2-0-0		240	253	173		.48532	176
TOTALS		RPI 1-25	RPI 26-50		W-L RECORDS		RPI 51-100		RPI 101-150		RPI 150+	
8-10-1		0-0-0	0-2-0		OVERALL		0-3-0		1-1-0		7-4-1	
4-6-0		0-0-0	0-0-0		HOME		0-2-0		1-1-0		3-3-0	
3-4-0		0-0-0	0-2-0		AWAY		0-1-0		0-0-0		3-1-0	
1-0-1		0-0-0	0-0-0		NEUTRAL		0-0-0		0-0-0		1-0-1	
6-4-1		0-0-0	0-0-0		NON-CONFERENCE		0-2-0		0-0-0		6-2-1	
3-3-0		0-0-0	0-0-0		HOME		0-1-0		0-0-0		3-2-0	
2-1-0		0-0-0	0-0-		AWAY		0-1-0		0-0-0		2-0-0	
1-0-1		0-0-0	0-0-0		NEUTRAL		0-0-0		0-0-0		1-0-1	
2-6-0		0-0-0	0-2-0		CONFERENCE		0-1-0		1-1-0		1-2-0	
1-3-0		0-0-0	0-0-0		HOME		0-1-0		1-1-0		0-1-0	
1-3-0		0-0-0	0-2-0		AWAY		0-0-0		0-0-0		1-1-0	
0-0-0		0-0-0	0-0-0		NEUTRAL		0-0-0		0-0-0		0-0-0	
RPI S	Opponent	Score	RPI S	Opponent	Score	RPI S	Opponent	Score	RPI S	Opponent	Score	
			41 A	James Madison	1 2	73 A	Radford	1 2	105 H	Delaware	0 1	
			42 A	William & Mary	0 1	84 H	Yale	3 4	138 H	Drexel	3 0	
						100 H	Hofstra	1 2	153 A	Saint Francis (PA)	2 1	
									167 A	UNC Wilmington	1 2	
									169 H	Northeastern	2 3	
									197 N	St. Bonaventure	2 2	
									210 N	Duquesne	2 1	
									221 H	Iona	3 0	
									226 H	Bucknell	0 1	
									253 A	Col. of Charleston	2 1	
									263 A	LIU Brooklyn	3 0	
									268 H	Mt. St. Mary's	4 1	
									270 H	Loyola Maryland	1 2	
									325 H	Delaware St.	4 3	
LAST 10 GAMES												
			325 H	Delaware St.	4 3	253 A	Col. of Charleston	2 1				
			100 H	Hofstra	1 2	167 A	UNC Wilmington	1 2				
			169 H	Northeastern	2 3	138 H	Drexel	3 0				
			41 A	James Madison	1 2	105 H	Delaware	0 1				
			42 A	William & Mary	0 1	263 A	LIU Brooklyn	3 0				

Non-Div. I Games:

Towson

Average RPI Win:		267	WON-LOST RECORD		WINNING PCT. RANK		LAST 10 GAMES		STRENGTH OF SCHEDULE		OPP. STRENGTH OF SCHEDULE		TEAM RPI		ADJ RPI		CONF. RPI		ADJ CONF. RPI	
DIV. I ONLY			7-8-4	.47368	169	1-7-2			235		205		220		.46683	219	12	12		
DIV. I NON-CONF.			6-2-2	.7	64	0-1-0			246		300		147		.50736	143	12	12		
TOTALS		RPI 1-25		RPI 26-50		W-L RECORDS		RPI 51-100		RPI 101-150		RPI 150+								
7-8-4		0-0-0		0-0-0		OVERALL		0-3-2		1-1-1		6-4-1								
5-4-1		0-0-0		0-0-0		HOME		0-1-0		1-1-1		4-2-0								
1-4-2		0-0-0		0-0-0		AWAY		0-2-1		0-0-0		1-2-1								
1-0-1		0-0-0		0-0-0		NEUTRAL		0-0-1		0-0-0		1-0-0								
6-2-2		0-0-0		0-0-0		NON-CONFERENCE		0-1-1		1-1-0		5-0-1								
4-1-0		0-0-0		0-0-0		HOME		0-0-0		1-1-0		3-0-0								
1-1-1		0-0-0		0-0-		AWAY		0-1-0		0-0-0		1-0-1								
1-0-1		0-0-0		0-0-0		NEUTRAL		0-0-1		0-0-0		1-0-0								
1-6-2		0-0-0		0-0-0		CONFERENCE		0-2-1		0-0-1		1-4-0								
1-3-1		0-0-0		0-0-0		HOME		0-1-0		0-0-1		1-2-0								
0-3-1		0-0-0		0-0-0		AWAY		0-1-1		0-0-0		0-2-0								
0-0-0		0-0-0		0-0-0		NEUTRAL		0-0-0		0-0-0		0-0-0								
RPI	S	Opponent		Score	RPI	S	Opponent		Score	RPI	S	Opponent		Score	RPI	S	Opponent		Score	
								70	A	UTEP	0	1	104	H	Southeastern La.	1	0			
								75	N	Furman	1	1	131	H	Marshall	0	0			
								89	A	Auburn	0	6	136	H	South Ala.	2	3			
								92	A	North Texas	1	1	154	H	Rice	0	3			
								93	H	Tulsa	0	1	178	H	East Carolina	0	1			
													193	A	Louisiana Tech	0	2			
													194	A	UTSA	0	3			
													215	A	Arkansas St.	2	2			
													225	H	Mississippi St.	3	0			
													274	H	Old Dominion	4	3			
													302	N	Jackson St.	4	0			
													318	A	Mississippi Val.	6	0			
													323	H	Alcorn	10	1			
													326	H	Ark.-Pine Bluff	8	0			
				LAST 10 GAMES																
								274	H	Old Dominion	4	3	131	H	Marshall	0	0			
								178	H	East Carolina	0	1	93	H	Tulsa	0	1			
								193	A	Louisiana Tech	0	2	70	A	UTEP	0	1			
								194	A	UTSA	0	3	92	A	North Texas	1	1			
								154	H	Rice	0	3	89	A	Auburn	0	6			

Non-Div. I Games:

Southern Miss.

Average RPI Win: 258		WON-LOST	WINNING	LAST 10	STRENGTH OF		OPP. STRENGTH	TEAM	ADJ	CONF.	ADJ CONF.						
Average RPI Loss: 133		RECORD	PCT. RANK	GAMES	SCHEDULE		OF SCHEDULE	RPI	RPI	RPI	RPI						
DIV. I ONLY		6-9-1	.40625	218	4-5-1		163	207	218	.46632	220	18	18				
DIV. I NON-CONF.		2-5-0	.28571	264	0-1-0		167	199	244	.44024	243	19	18				
<hr/>																	
TOTALS		RPI 1-25		RPI 26-50		W-L RECORDS		RPI 51-100		RPI 101-150		RPI 150+					
6-9-1		0-1-0		0-0-0		OVERALL		0-1-0		0-2-0		6-5-1					
4-3-0		0-0-0		0-0-0		HOME		0-1-0		0-1-0		4-1-0					
2-6-1		0-1-0		0-0-0		AWAY		0-0-0		0-1-0		2-4-1					
0-0-0		0-0-0		0-0-0		NEUTRAL		0-0-0		0-0-0		0-0-0					
2-5-0		0-1-0		0-0-0		NON-CONFERENCE		0-0-0		0-1-0		2-3-0					
1-1-0		0-0-0		0-0-0		HOME		0-0-0		0-0-0		1-1-0					
1-4-0		0-1-0		0-0-		AWAY		0-0-0		0-1-0		1-2-0					
0-0-0		0-0-0		0-0-0		NEUTRAL		0-0-0		0-0-0		0-0-0					
4-4-1		0-0-0		0-0-0		CONFERENCE		0-1-0		0-1-0		4-2-1					
3-2-0		0-0-0		0-0-0		HOME		0-1-0		0-1-0		3-0-0					
1-2-1		0-0-0		0-0-0		AWAY		0-0-0		0-0-0		1-2-1					
0-0-0		0-0-0		0-0-0		NEUTRAL		0-0-0		0-0-0		0-0-0					
RPI	S	Opponent		Score		RPI	S	Opponent		Score		RPI	S	Opponent		Score	
11	A	UCF		0 4								102	A	Eastern Mich.		1 5	
												128	H	Jacksonville		1 2	
												152	A	Detroit		0 4	
												157	A	Kennesaw St.		0 1	
												158	H	FIU		0 2	
												192	A	Mercer		1 2	
												199	A	Lipscomb		3 3	
												202	H	North Florida		1 0	
												224	A	Ga. Southern		1 2	
												236	H	Troy		2 1	
												246	H	East Tenn. St.		3 0	
												269	A	Northern Ky.		2 1	
												277	H	USC Upstate		4 1	
												320	A	South Carolina St.		1 0	
<hr/>																	
LAST 10 GAMES																	
		69 H FGCU		0 4				269 A Northern Ky.		2 1							
		192 A Mercer		1 2				199 A Lipscomb		3 3							
		157 A Kennesaw St.		0 1				128 H Jacksonville		1 2							
		246 H East Tenn. St.		3 0				202 H North Florida		1 0							
		277 H USC Upstate		4 1				152 A Detroit		0 4							

Non-Div. I Games: Embry-Riddle (FL) 0 0

Stetson

Average RPI Win: 277		WON-LOST RECORD		WINNING PCT. RANK		LAST 10 GAMES		STRENGTH OF SCHEDULE		OPP. STRENGTH OF SCHEDULE		TEAM RPI		ADJ RPI		CONF. RPI		ADJ CONF. RPI	
DIV. I ONLY		7-7-4		.5 152		6-2-2		238		296		221		.46559 221		29		29	
DIV. I NON-CONF.		1-5-2		.25 276		0-0-0		213		255		285		.41077 283		30		30	
TOTALS		RPI 1-25		RPI 26-50		W-L RECORDS		RPI 51-100		RPI 101-150		RPI 150+							
7-7-4		0-0-0		0-0-0		OVERALL		0-1-1		0-1-0		7-5-3							
5-1-2		0-0-0		0-0-0		HOME		0-0-1		0-0-0		5-1-1							
2-6-2		0-0-0		0-0-0		AWAY		0-1-0		0-1-0		2-4-2							
0-0-0		0-0-0		0-0-0		NEUTRAL		0-0-0		0-0-0		0-0-0							
1-5-2		0-0-0		0-0-0		NON-CONFERENCE		0-1-0		0-0-0		1-4-2							
1-1-1		0-0-0		0-0-0		HOME		0-0-0		0-0-0		1-1-1							
0-4-1		0-0-0		0-0-		AWAY		0-1-0		0-0-0		0-3-1							
0-0-0		0-0-0		0-0-0		NEUTRAL		0-0-0		0-0-0		0-0-0							
6-2-2		0-0-0		0-0-0		CONFERENCE		0-0-1		0-1-0		6-1-1							
4-0-1		0-0-0		0-0-0		HOME		0-0-1		0-0-0		4-0-0							
2-2-1		0-0-0		0-0-0		AWAY		0-0-0		0-1-0		2-1-1							
0-0-0		0-0-0		0-0-0		NEUTRAL		0-0-0		0-0-0		0-0-0							
RPI S	Opponent	Score		RPI S	Opponent	Score		RPI S	Opponent	Score		RPI S	Opponent	Score					
								59 A	Navy	0	3	144 A	Fairfield	0	2				
								65 H	Monmouth	1	1	156 A	Fairleigh Dickinson	0	1				
												161 H	Hartford	1	1				
												218 A	Towson	0	3				
												223 H	Binghamton	0	1				
												229 A	Fordham	0	1				
												234 H	Siena	1	0				
												235 A	Rider	0	3				
												237 A	Marist	3	0				
												248 H	Quinnipiac	1	0				
												268 A	Mt. St. Mary's	1	1				
												288 A	Niagara	2	1				
												301 A	Manhattan	1	1				
												307 H	Albany (NY)	2	1				
												309 H	Canisius	1	0				
												319 H	Saint Peter's	1	0				
				LAST 10 GAMES															
								288 A	Niagara	2	1	65 H	Monmouth	1	1				
								237 A	Marist	3	0	248 H	Quinnipiac	1	0				
								234 H	Siena	1	0	319 H	Saint Peter's	1	0				
								144 A	Fairfield	0	2	301 A	Manhattan	1	1				
								235 A	Rider	0	3	309 H	Canisius	1	0				

Non-Div. I Games:

Iona

Average RPI Win:	249	WON-LOST RECORD	WINNING PCT. RANK	LAST 10 GAMES		STRENGTH OF SCHEDULE	OPP. STRENGTH OF SCHEDULE	TEAM RPI	ADJ RPI	CONF. RPI	ADJ CONF. RPI		
DIV. I ONLY		5-8-5	.41667	207	3-5-2	183	218	222	.46487	222	26	26	
DIV. I NON-CONF.		3-5-5	.42308	210	1-2-2	117	232	169	.4878	170	23	23	
<hr/>													
TOTALS	RPI 1-25		RPI 26-50		W-L RECORDS		RPI 51-100		RPI 101-150		RPI 150+		
5-8-5	0-1-0		0-2-1		OVERALL		0-1-0		0-1-0		5-3-4		
3-4-1	0-0-0		0-2-1		HOME		0-0-0		0-0-0		3-2-0		
2-2-4	0-0-0		0-0-0		AWAY		0-1-0		0-0-0		2-1-4		
0-2-0	0-1-0		0-0-0		NEUTRAL		0-0-0		0-1-0		0-0-0		
3-5-5	0-1-0		0-2-1		NON-CONFERENCE		0-0-0		0-1-0		3-1-4		
1-3-1	0-0-0		0-2-1		HOME		0-0-0		0-0-0		1-1-0		
2-0-4	0-0-0		0-0-		AWAY		0-0-0		0-0-0		2-0-4		
0-2-0	0-1-0		0-0-0		NEUTRAL		0-0-0		0-1-0		0-0-0		
2-3-0	0-0-0		0-0-0		CONFERENCE		0-1-0		0-0-0		2-2-0		
2-1-0	0-0-0		0-0-0		HOME		0-0-0		0-0-0		2-1-0		
0-2-0	0-0-0		0-0-0		AWAY		0-1-0		0-0-0		0-1-0		
0-0-0	0-0-0		0-0-0		NEUTRAL		0-0-0		0-0-0		0-0-0		
RPI	S	Opponent	Score	RPI	S	Opponent	Score	RPI	S	Opponent	Score		
24	N	Colorado Col.	0 2	32	H	Indiana	0 0	81	A	Illinois St.	0 1		
				44	H	Wisconsin	1 5						
				45	H	DePaul	0 1						
										149	N	St. Mary's (CA)	0 3
										187	A	South Dakota St.	2 1
										188	H	Indiana St.	2 1
										191	A	SIU Edwardsville	1 1
										212	H	IPFW	1 2
										241	H	Missouri St.	1 2
										254	A	Green Bay	0 0
										259	H	Northern Ill.	1 0
										260	A	Western Ill.	1 1
										279	A	Drake	0 1
										291	A	South Dakota	1 1
										294	A	Eastern Ill.	3 0
										317	H	UNI	1 0
				LAST 10 GAMES									
				317	H	UNI	1 0	241	H	Missouri St.	1 2		
				279	A	Drake	0 1	254	A	Green Bay	0 0		
				260	A	Western Ill.	1 1	188	H	Indiana St.	2 1		
				81	A	Illinois St.	0 1	45	H	DePaul	0 1		
				212	H	IPFW	1 2	259	H	Northern Ill.	1 0		

Non-Div. I Games:

Loyola Chicago

Average RPI Win: 258		WON-LOST RECORD		WINNING PCT. RANK		LAST 10 GAMES		STRENGTH OF SCHEDULE		OPP. STRENGTH OF SCHEDULE		TEAM RPI		ADJ RPI		CONF. RPI		ADJ CONF. RPI	
DIV. I ONLY		8-7-2		.52941 139		4-5-1		276		290		225		.46398 223		25		25	
DIV. I NON-CONF.		5-3-1		.61111 106		1-1-0		268		284		189		.47893 187		25		25	
TOTALS		RPI 1-25		RPI 26-50		W-L RECORDS		RPI 51-100		RPI 101-150		RPI 150+							
8-7-2		0-0-0		0-0-0		OVERALL		0-1-0		0-0-0		8-6-2							
2-4-1		0-0-0		0-0-0		HOME		0-1-0		0-0-0		2-3-1							
6-3-1		0-0-0		0-0-0		AWAY		0-0-0		0-0-0		6-3-1							
0-0-0		0-0-0		0-0-0		NEUTRAL		0-0-0		0-0-0		0-0-0							
5-3-1		0-0-0		0-0-0		NON-CONFERENCE		0-0-0		0-0-0		5-3-1							
2-0-1		0-0-0		0-0-0		HOME		0-0-0		0-0-0		2-0-1							
3-3-0		0-0-0		0-0-		AWAY		0-0-0		0-0-0		3-3-0							
0-0-0		0-0-0		0-0-0		NEUTRAL		0-0-0		0-0-0		0-0-0							
3-4-1		0-0-0		0-0-0		CONFERENCE		0-1-0		0-0-0		3-3-1							
0-4-0		0-0-0		0-0-0		HOME		0-1-0		0-0-0		0-3-0							
3-0-1		0-0-0		0-0-0		AWAY		0-0-0		0-0-0		3-0-1							
0-0-0		0-0-0		0-0-0		NEUTRAL		0-0-0		0-0-0		0-0-0							
RPI S	Opponent	Score		RPI S	Opponent	Score		RPI S	Opponent	Score		RPI S	Opponent	Score					
								90 H Stony Brook	0 2	161 H Hartford	0 2	170 A Maine	3 2	171 A Cornell	0 2				
										175 H UMBC	0 1	217 A Army	1 0	221 A Iona	1 0				
										233 A Temple	0 2	234 A Siena	1 2	237 H Marist	1 1				
										243 H Vermont	1 2	247 H Lafayette	2 0	261 A New Hampshire	0 0				
										288 H Niagara	3 1	301 A Manhattan	1 0	307 A Albany (NY)	2 0				
										314 A UMass Lowell	4 0								
									</										

Average RPI Win:	229	WON-LOST RECORD	WINNING PCT. RANK	LAST 10 GAMES	STRENGTH OF SCHEDULE	OPP. STRENGTH OF SCHEDULE	TEAM RPI	ADJ RPI	CONF. RPI	ADJ CONF. RPI	
DIV. I ONLY	5-10-2	.35294	250	4-5-1	137	170	224	.46348	224	13	13
DIV. I NON-CONF.	2-5-1	.3125	257	1-0-0	253	192	278	.41816	275	14	14
<hr/>											
TOTALS	RPI 1-25	RPI 26-50		W-L RECORDS	RPI 51-100		RPI 101-150		RPI 150+		
5-10-2	0-0-0	0-1-0		OVERALL	0-2-1		1-4-0		4-3-1		
3-4-1	0-0-0	0-0-0		HOME	0-1-0		1-2-0		2-1-1		
2-6-1	0-0-0	0-1-0		AWAY	0-1-1		0-2-0		2-2-0		
0-0-0	0-0-0	0-0-0		NEUTRAL	0-0-0		0-0-0		0-0-0		
<hr/>											
2-5-1	0-0-0	0-1-0		NON-CONFERENCE	0-0-0		0-2-0		2-2-1		
2-1-1	0-0-0	0-0-0		HOME	0-0-0		0-1-0		2-0-1		
0-4-0	0-0-0	0-0-		AWAY	0-0-0		0-1-0		0-2-0		
0-0-0	0-0-0	0-0-0		NEUTRAL	0-0-0		0-0-0		0-0-0		
<hr/>											
3-5-1	0-0-0	0-0-0		CONFERENCE	0-2-1		1-2-0		2-1-0		
1-3-0	0-0-0	0-0-0		HOME	0-1-0		1-1-0		0-1-0		
2-2-1	0-0-0	0-0-0		AWAY	0-1-1		0-1-0		2-0-0		
0-0-0	0-0-0	0-0-0		NEUTRAL	0-0-0		0-0-0		0-0-0		
<hr/>											
RPI S	Opponent	Score	RPI S	Opponent	Score	RPI S	Opponent	Score	RPI S	Opponent	Score
			32 A	Indiana	0 5	75 A	Furman	0 2	101 H	UNC Greensboro	1 0
						82 H	Elon	2 3	110 A	North Carolina St.	0 4
						87 A	Samford	0 0	128 H	Jacksonville	1 2
									134 H	Appalachian St.	1 3
									142 A	Wofford	0 2
									159 H	Western Caro.	1 2
									188 A	Indiana St.	1 2
									192 A	Mercer	2 3
									213 A	Citadel	3 2
									220 H	Stetson	2 1
									281 H	Charleston So.	0 0
									293 A	Chattanooga	2 1
									316 H	Francis Marion	5 0
<hr/>											
LAST 10 GAMES											
	142 A	Wofford	0 2	316 H	Francis Marion	5 0					
	75 A	Furman	0 2	159 H	Western Caro.	1 2					
	101 H	UNC Greensboro	1 0	134 H	Appalachian St.	1 3					
	82 H	Elon	2 3	293 A	Chattanooga	2 1					
	213 A	Citadel	3 2	87 A	Samford	0 0					

Non-Div. I Games:

Ga. Southern

Average RPI Win: 265		WON-LOST RECORD		WINNING PCT. RANK		LAST 10 GAMES		STRENGTH OF SCHEDULE		OPP. STRENGTH OF SCHEDULE		TEAM RPI		ADJ RPI		CONF. RPI		ADJ CONF. RPI	
DIV. I ONLY		3-14-0		.17647 307		0-10-0		42		116		226		.463 225		5		5	
DIV. I NON-CONF.		3-4-0		.42857 204		0-0-0		74		305		153		.49727 155		4		4	
TOTALS		RPI 1-25		RPI 26-50		W-L RECORDS		RPI 51-100		RPI 101-150		RPI 150+							
3-14-0		0-2-0		0-3-0		OVERALL		0-6-0		0-1-0		3-2-0							
2-6-0		0-2-0		0-1-0		HOME		0-3-0		0-0-0		2-0-0							
0-8-0		0-0-0		0-2-0		AWAY		0-3-0		0-1-0		0-2-0							
1-0-0		0-0-0		0-0-0		NEUTRAL		0-0-0		0-0-0		1-0-0							
3-4-0		0-0-0		0-0-0		NON-CONFERENCE		0-2-0		0-1-0		3-1-0							
2-1-0		0-0-0		0-0-0		HOME		0-1-0		0-0-0		2-0-0							
0-3-0		0-0-0		0-0-		AWAY		0-1-0		0-1-0		0-1-0							
1-0-0		0-0-0		0-0-0		NEUTRAL		0-0-0		0-0-0		1-0-0							
0-10-0		0-2-0		0-3-0		CONFERENCE		0-4-0		0-0-0		0-1-0							
0-5-0		0-2-0		0-1-0		HOME		0-2-0		0-0-0		0-0-0							
0-5-0		0-0-0		0-2-0		AWAY		0-2-0		0-0-0		0-1-0							
0-0-0		0-0-0		0-0-0		NEUTRAL		0-0-0		0-0-0		0-0-0							
RPI	S	Opponent		Score	RPI	S	Opponent		Score	RPI	S	Opponent		Score	RPI	S	Opponent		Score
12	H	Florida		0 1	27	H	Kentucky		1 3	60	A	Arkansas		0 1	136	A	South Ala.		2 3
17	H	South Carolina		0 1	31	A	Texas A&M		0 8	69	A	FGCU		1 2	162	A	Vanderbilt		3 5
					39	A	Georgia		0 5	75	H	Furman		0 4	215	H	Arkansas St.		4 0
										79	A	LSU		2 3	219	A	Southern Miss.		0 3
										80	H	Missouri		1 3	278	N	Fla. Atlantic		3 1
										97	H	Alabama		1 3	302	H	Jackson St.		4 2
LAST 10 GAMES																			
		17 H South Carolina		0 1			60 A Arkansas		0 1										
		97 H Alabama		1 3			27 H Kentucky		1 3										
		162 A Vanderbilt		3 5			79 A LSU		2 3										
		39 A Georgia		0 5			31 A Texas A&M		0 8										
		12 H Florida		0 1			80 H Missouri		1 3										

Non-Div. I Games:

Mississippi St.

Average RPI Win:		251	WON-LOST RECORD		WINNING PCT. RANK		LAST 10 GAMES		STRENGTH OF SCHEDULE		OPP. STRENGTH OF SCHEDULE		TEAM RPI		ADJ RPI		CONF. RPI		ADJ CONF. RPI	
DIV. I ONLY			7-8-1		.46875 180		4-4-1		247		173		223		.46284 226		16		16	
DIV. I NON-CONF.			3-5-0		.375 229		0-1-0		196		196		230		.44895 231		15		15	
TOTALS		RPI 1-25		RPI 26-50		W-L RECORDS		RPI 51-100		RPI 101-150		RPI 150+								
7-8-1		0-1-0		0-0-0		OVERALL		0-1-1		0-0-0		7-6-0								
3-4-1		0-1-0		0-0-0		HOME		0-1-1		0-0-0		3-2-0								
4-4-0		0-0-0		0-0-0		AWAY		0-0-0		0-0-0		4-4-0								
0-0-0		0-0-0		0-0-0		NEUTRAL		0-0-0		0-0-0		0-0-0								
3-5-0		0-1-0		0-0-0		NON-CONFERENCE		0-0-0		0-0-0		3-4-0								
1-2-0		0-1-0		0-0-0		HOME		0-0-0		0-0-0		1-1-0								
2-3-0		0-0-0		0-0-		AWAY		0-0-0		0-0-0		2-3-0								
0-0-0		0-0-0		0-0-0		NEUTRAL		0-0-0		0-0-0		0-0-0								
4-3-1		0-0-0		0-0-0		CONFERENCE		0-1-1		0-0-0		4-2-0								
2-2-1		0-0-0		0-0-0		HOME		0-1-1		0-0-0		2-1-0								
2-1-0		0-0-0		0-0-0		AWAY		0-0-0		0-0-0		2-1-0								
0-0-0		0-0-0		0-0-0		NEUTRAL		0-0-0		0-0-0		0-0-0								
RPI	S	Opponent		Score		RPI	S	Opponent		Score		RPI	S	Opponent		Score				
9	H	Penn St.		0 6								153	H	Saint Francis (PA)		1 2				
								59 H Navy		0 2		175	A	UMBC		0 1				
								98 H Colgate		1 1		186	A	Pittsburgh		0 3				
												214	A	American		0 3				
												217	H	Army		1 2				
												218	A	Towson		1 0				
												227	A	Lehigh		3 2				
												235	H	Rider		3 0				
												247	A	Lafayette		1 0				
												268	A	Mt. St. Mary's		2 0				
												270	H	Loyola Maryland		2 1				
												290	H	Holy Cross		2 0				
												292	A	Robert Morris		1 3				
LAST 10 GAMES																				
		9 H Penn St.		0 6				214 A American		0 3										
		290 H Holy Cross		2 0				270 H Loyola Maryland		2 1										
		247 A Lafayette		1 0				227 A Lehigh		3 2										
		98 H Colgate		1 1				217 H Army		1 2										
		59 H Navy		0 2				175 A UMBC		0 1										

Non-Div. I Games:

Bucknell

Average RPI Win:	219	WON-LOST RECORD	WINNING PCT. RANK	LAST 10 GAMES	STRENGTH OF SCHEDULE	OPP. STRENGTH OF SCHEDULE	TEAM RPI	ADJ RPI	CONF. RPI	ADJ CONF. RPI	
Average RPI Loss:	124										
DIV. I ONLY	4-10-2	.3125	272	2-7-1	124	144	230	.46118	227	16	16
DIV. I NON-CONF.	2-4-2	.375	229	0-2-1	109	119	172	.48766	171	15	15
<hr/>											
TOTALS	RPI 1-25	RPI 26-50		W-L RECORDS	RPI 51-100		RPI 101-150		RPI 150+		
4-10-2	0-0-0	0-1-0		OVERALL	0-5-1		1-1-0		3-3-1		
2-5-0	0-0-0	0-0-0		HOME	0-3-0		0-0-0		2-2-0		
2-5-1	0-0-0	0-1-0		AWAY	0-2-1		1-1-0		1-1-0		
0-0-1	0-0-0	0-0-0		NEUTRAL	0-0-0		0-0-0		0-0-1		
<hr/>											
2-4-2	0-0-0	0-0-0		NON-CONFERENCE	0-3-1		1-1-0		1-0-1		
1-2-0	0-0-0	0-0-0		HOME	0-2-0		0-0-0		1-0-0		
1-2-1	0-0-0	0-0-		AWAY	0-1-1		1-1-0		0-0-0		
0-0-1	0-0-0	0-0-0		NEUTRAL	0-0-0		0-0-0		0-0-1		
<hr/>											
2-6-0	0-0-0	0-1-0		CONFERENCE	0-2-0		0-0-0		2-3-0		
1-3-0	0-0-0	0-0-0		HOME	0-1-0		0-0-0		1-2-0		
1-3-0	0-0-0	0-1-0		AWAY	0-1-0		0-0-0		1-1-0		
0-0-0	0-0-0	0-0-0		NEUTRAL	0-0-0		0-0-0		0-0-0		
<hr/>											
RPI S	Opponent	Score	RPI S	Opponent	Score	RPI S	Opponent	Score	RPI S	Opponent	Score
			50 A	Boston U.	0 3	51 A	Penn	1 1	118 A	Princeton	1 2
						59 A	Navy	0 2	149 A	St. Mary's (CA)	2 0
						65 H	Monmouth	0 1	214 A	American	0 1
						77 A	Villanova	0 2	217 A	Army	1 0
						83 H	La Salle	0 1	226 H	Bucknell	2 3
						98 H	Colgate	0 1	240 H	Central Conn. St.	1 0
									247 H	Lafayette	0 1
									270 H	Loyola Maryland	2 1
									273 N	Pacific	1 1
<hr/>											
LAST 10 GAMES											
	98 H	Colgate	0	1	50 A	Boston U.	0	3			
	59 A	Navy	0	2	247 H	Lafayette	0	1			
	217 A	Army	1	0	51 A	Penn	1	1			
	118 A	Princeton	1	2	226 H	Bucknell	2	3			
	270 H	Loyola Maryland	2	1	83 H	La Salle	0	1			

Non-Div. I Games:

Lehigh

Average RPI Win: 237		WON-LOST RECORD		WINNING PCT. RANK		LAST 10 GAMES		STRENGTH OF SCHEDULE		OPP. STRENGTH OF SCHEDULE		TEAM RPI		ADJ RPI		CONF. RPI		ADJ CONF. RPI	
Average RPI Loss: 71		5-9-1		.36667 243		3-6-1		204		82		229		.46075 228		9		9	
DIV. I ONLY		4-5-1		.45 186		2-2-1		273		107		226		.45272 225		8		8	
DIV. I NON-CONF.																			
TOTALS		RPI 1-25		RPI 26-50		W-L RECORDS		RPI 51-100		RPI 101-150		RPI 150+							
5-9-1		0-2-0		0-1-0		OVERALL		1-5-0		0-0-0		4-1-1							
2-3-1		0-1-0		0-0-0		HOME		1-1-0		0-0-0		1-1-1							
3-6-0		0-1-0		0-1-0		AWAY		0-4-0		0-0-0		3-0-0							
0-0-0		0-0-0		0-0-0		NEUTRAL		0-0-0		0-0-0		0-0-0							
4-5-1		0-0-0		0-0-0		NON-CONFERENCE		1-4-0		0-0-0		3-1-1							
2-1-1		0-0-0		0-0-0		HOME		1-0-0		0-0-0		1-1-1							
2-4-0		0-0-0		0-0-		AWAY		0-4-0		0-0-0		2-0-0							
0-0-0		0-0-0		0-0-0		NEUTRAL		0-0-0		0-0-0		0-0-0							
1-4-0		0-2-0		0-1-0		CONFERENCE		0-1-0		0-0-0		1-0-0							
0-2-0		0-1-0		0-0-0		HOME		0-1-0		0-0-0		0-0-0							
1-2-0		0-1-0		0-1-0		AWAY		0-0-0		0-0-0		1-0-0							
0-0-0		0-0-0		0-0-0		NEUTRAL		0-0-0		0-0-0		0-0-0							
RPI	S	Opponent		Score		RPI	S	Opponent		Score		RPI	S	Opponent		Score			
18	A	Portland		1	2	36	A	Pepperdine		0	1	53	A	Oklahoma St.		1	2		
20	H	BYU		0	1							55	A	Washington		0	1		
												86	H	San Diego		1	3		
												93	A	Tulsa		0	3		
												94	A	Cal St. Fullerton		1	2		
												99	H	Oregon St.		1	0		
												182	H	Fresno St.		0	1		
												242	A	UC Riverside		1	0		
												250	A	Loyola Marymount		3	1		
												266	H	Nevada		0	0		
												298	A	Eastern Wash.		1	0		
												298	H	Eastern Wash.		3	0		
				LAST 10 GAMES															
				86	H	San Diego		1	3	94	A	Cal St. Fullerton		1	2				
				20	H	BYU		0	1	242	A	UC Riverside		1	0				
				18	A	Portland		1	2	266	H	Nevada		0	0				
				250	A	Loyola Marymount		3	1	55	A	Washington		0	1				
				36	A	Pepperdine		0	1	298	H	Eastern Wash.		3	0				

Non-Div. I Games:

Gonzaga

Average RPI Win: 242		WON-LOST RECORD		WINNING PCT. RANK		LAST 10 GAMES		STRENGTH OF SCHEDULE		OPP. STRENGTH OF SCHEDULE		TEAM RPI		ADJ RPI		CONF. RPI		ADJ CONF. RPI		
DIV. I ONLY		4-9-3		.34375 257		3-5-2		138		166		228		.46016 229		14		14		
DIV. I NON-CONF.		2-5-2		.33333 245		1-1-1		166		163		219		.45432 221		13		13		
TOTALS		RPI 1-25		RPI 26-50		W-L RECORDS		RPI 51-100		RPI 101-150		RPI 150+								
4-9-3		0-0-0		0-1-0		OVERALL		0-5-0		0-1-1		4-2-2								
3-1-2		0-0-0		0-0-0		HOME		0-0-0		0-1-0		3-0-2								
1-8-1		0-0-0		0-1-0		AWAY		0-5-0		0-0-1		1-2-0								
0-0-0		0-0-0		0-0-0		NEUTRAL		0-0-0		0-0-0		0-0-0								
2-5-2		0-0-0		0-1-0		NON-CONFERENCE		0-2-0		0-1-1		2-1-1								
1-1-1		0-0-0		0-0-0		HOME		0-0-0		0-1-0		1-0-1								
1-4-1		0-0-0		0-0-		AWAY		0-2-0		0-0-1		1-1-0								
0-0-0		0-0-0		0-0-0		NEUTRAL		0-0-0		0-0-0		0-0-0								
2-4-1		0-0-0		0-0-0		CONFERENCE		0-3-0		0-0-0		2-1-1								
2-0-1		0-0-0		0-0-0		HOME		0-0-0		0-0-0		2-0-1								
0-4-0		0-0-0		0-0-0		AWAY		0-3-0		0-0-0		0-1-0								
0-0-0		0-0-0		0-0-0		NEUTRAL		0-0-0		0-0-0		0-0-0								
RPI	S	Opponent		Score		RPI	S	Opponent		Score		RPI	S	Opponent		Score				
						35	A	Rutgers	0	3			57	A	St. John's (NY)	0	5			
														67	A	VCU	0	1		
														83	A	La Salle	0	1		
														88	A	Dayton	1	3		
														96	A	Dartmouth	0	4		
																118	H	Princeton	1	3
																141	A	Providence	2	2
																179	H	Saint Joseph's	1	1
																196	A	George Mason	0	3
																205	H	Massachusetts	3	2
																217	H	Army	1	1
																221	H	Iona	1	0
																243	A	Vermont	3	0
																297	H	Rhode Island	3	1
																301	A	Manhattan	1	2
LAST 10 GAMES																				
						88	A	Dayton	1	3			83	A	La Salle	0	1			
						205	H	Massachusetts	3	2			297	H	Rhode Island	3	1			
						196	A	George Mason	0	3			118	H	Princeton	1	3			
						67	A	VCU	0	1			141	A	Providence	2	2			
						179	H	Saint Joseph's	1	1			243	A	Vermont	3	0			

Non-Div. I Games:

Fordham

Average RPI Win:	258	WON-LOST RECORD	WINNING PCT. RANK	LAST 10 GAMES	STRENGTH OF SCHEDULE	OPP. STRENGTH OF SCHEDULE	TEAM RPI	ADJ RPI	CONF. RPI	ADJ CONF. RPI			
Average RPI Loss:	157												
DIV. I ONLY	8-8-1	.5	152	6-3-1	257	279	227	.45997	230	30	30		
DIV. I NON-CONF.	2-5-0	.28571	264	0-0-0	165	183	240	.44022	244	29	29		
<hr/>													
TOTALS	RPI 1-25	RPI 26-50		W-L RECORDS		RPI 51-100		RPI 101-150		RPI 150+			
8-8-1	0-0-0	0-0-0		OVERALL		0-3-0		0-2-0		8-3-1			
4-3-1	0-0-0	0-0-0		HOME		0-1-0		0-1-0		4-1-1			
4-4-0	0-0-0	0-0-0		AWAY		0-2-0		0-1-0		4-1-0			
0-1-0	0-0-0	0-0-0		NEUTRAL		0-0-0		0-0-0		0-1-0			
<hr/>													
2-5-0	0-0-0	0-0-0		NON-CONFERENCE		0-1-0		0-2-0		2-2-0			
1-1-0	0-0-0	0-0-0		HOME		0-0-0		0-1-0		1-0-0			
1-3-0	0-0-0	0-0-		AWAY		0-1-0		0-1-0		1-1-0			
0-1-0	0-0-0	0-0-0		NEUTRAL		0-0-0		0-0-0		0-1-0			
<hr/>													
6-3-1	0-0-0	0-0-0		CONFERENCE		0-2-0		0-0-0		6-1-1			
3-2-1	0-0-0	0-0-0		HOME		0-1-0		0-0-0		3-1-1			
3-1-0	0-0-0	0-0-0		AWAY		0-1-0		0-0-0		3-0-0			
0-0-0	0-0-0	0-0-0		NEUTRAL		0-0-0		0-0-0		0-0-0			
<hr/>													
RPI S	Opponent	Score	RPI S	Opponent	Score	RPI S	Opponent	Score	RPI S	Opponent	Score		
						66 A	Seattle	0	3	115 H	Weber St.	1	2
						66 H	Seattle	0	2	119 A	Utah St.	0	1
						70 A	UTEP	2	3	183 A	Idaho St.	4	2
										189 H	UC Davis	2	1
										201 H	UMKC	2	0
										252 N	Houston Baptist	0	1
										258 A	Montana	1	3
										283 H	New Mexico St.	2	2
										285 A	Bakersfield	2	0
										285 H	Bakersfield	2	0
										304 A	Grand Canyon	5	3
										304 H	Grand Canyon	3	0
						313 A	Idaho	3	2				
						313 H	Idaho	0	1				
						LAST 10 GAMES							
						304 H	Grand Canyon	3	0	66 H	Seattle	0	2
						313 A	Idaho	3	2	313 H	Idaho	0	1
						66 A	Seattle	0	3	304 A	Grand Canyon	5	3
						283 H	New Mexico St.	2	2	285 A	Bakersfield	2	0
						201 H	UMKC	2	0	285 H	Bakersfield	2	0

Non-Div. I Games:

Utah Valley

Average RPI Win:	265	WON-LOST RECORD	WINNING PCT. RANK	LAST 10 GAMES	STRENGTH OF SCHEDULE	OPP. STRENGTH OF SCHEDULE	TEAM RPI	ADJ RPI	CONF. RPI	ADJ CONF. RPI							
Average RPI Loss:	200																
DIV. I ONLY	6-8-2	.4375	201	4-4-2	189	309	231	.45935	231	28	28						
DIV. I NON-CONF.	2-4-1	.35714	240	0-0-1	142	309	223	.45283	224	28	28						
<hr/>																	
TOTALS	RPI 1-25	RPI 26-50		W-L RECORDS		RPI 51-100		RPI 101-150		RPI 150+							
6-8-2	0-0-0	0-0-0		OVERALL		0-0-0		0-1-1		6-7-1							
3-2-1	0-0-0	0-0-0		HOME		0-0-0		0-0-1		3-2-0							
2-5-1	0-0-0	0-0-0		AWAY		0-0-0		0-1-0		2-4-1							
1-1-0	0-0-0	0-0-0		NEUTRAL		0-0-0		0-0-0		1-1-0							
<hr/>																	
2-4-1	0-0-0	0-0-0		NON-CONFERENCE		0-0-0		0-1-1		2-3-0							
1-0-1	0-0-0	0-0-0		HOME		0-0-0		0-0-1		1-0-0							
0-3-0	0-0-0	0-0-		AWAY		0-0-0		0-1-0		0-2-0							
1-1-0	0-0-0	0-0-0		NEUTRAL		0-0-0		0-0-0		1-1-0							
<hr/>																	
4-4-1	0-0-0	0-0-0		CONFERENCE		0-0-0		0-0-0		4-4-1							
2-2-0	0-0-0	0-0-0		HOME		0-0-0		0-0-0		2-2-0							
2-2-1	0-0-0	0-0-0		AWAY		0-0-0		0-0-0		2-2-1							
0-0-0	0-0-0	0-0-0		NEUTRAL		0-0-0		0-0-0		0-0-0							
<hr/>																	
RPI S	Opponent	Score	RPI S	Opponent	Score	RPI S	Opponent	Score	RPI S	Opponent	Score						
						121 H Western Ky. 1 1											
						139 A Miami (OH) 0 5											
						151 H Austin Peay 1 3											
						173 A UT Martin 0 2											
						174 A Southeast Mo. St. 1 2											
						191 A SIU Edwardsville 1 1											
						199 A Lipscomb 0 4											
						203 A Evansville 0 3											
						216 A Morehead St. 1 0											
						244 N Toledo 3 2											
						251 A Eastern Ky. 2 1											
						264 N North Dakota St. 0 2											
						286 H Murray St. 3 2											
						287 H Alabama St. 3 0											
						294 H Eastern Ill. 0 1											
						303 H Jacksonville St. 5 1											
						<hr/>											
									LAST 10 GAMES								
									216 A Morehead St. 1 0			151 H Austin Peay 1 3					
			251 A Eastern Ky. 2 1			286 H Murray St. 3 2											
			173 A UT Martin 0 2			191 A SIU Edwardsville 1 1											
			174 A Southeast Mo. St. 1 2			294 H Eastern Ill. 0 1											
			303 H Jacksonville St. 5 1			121 H Western Ky. 1 1											

Non-Div. I Games:

Belmont

Average RPI Win:	232	WON-LOST	WINNING	LAST 10	STRENGTH OF	OPP. STRENGTH	TEAM	ADJ	CONF.	ADJ CONF.	
Average RPI Loss:	148	RECORD	PCT. RANK	GAMES	SCHEDULE	OF SCHEDULE	RPI	RPI	RPI	RPI	
DIV. I ONLY	6-9-1	.40625	218	5-5-0	212	176	233	.45864	232	19	19
DIV. I NON-CONF.	2-5-1	.3125	257	1-1-0	223	149	261	.43189	257	21	21
<hr/>											
TOTALS	RPI 1-25	RPI 26-50		W-L RECORDS		RPI 51-100		RPI 101-150		RPI 150+	
6-9-1	0-0-0	0-0-0		OVERALL		0-2-0		1-2-0		5-5-1	
2-4-0	0-0-0	0-0-0		HOME		0-0-0		0-2-0		2-2-0	
4-5-1	0-0-0	0-0-0		AWAY		0-2-0		1-0-0		3-3-1	
0-0-0	0-0-0	0-0-0		NEUTRAL		0-0-0		0-0-0		0-0-0	
<hr/>											
2-5-1	0-0-0	0-0-0		NON-CONFERENCE		0-2-0		0-1-0		2-2-1	
0-2-0	0-0-0	0-0-0		HOME		0-0-0		0-1-0		0-1-0	
2-3-1	0-0-0	0-0-		AWAY		0-2-0		0-0-0		2-1-1	
0-0-0	0-0-0	0-0-0		NEUTRAL		0-0-0		0-0-0		0-0-0	
<hr/>											
4-4-0	0-0-0	0-0-0		CONFERENCE		0-0-0		1-1-0		3-3-0	
2-2-0	0-0-0	0-0-0		HOME		0-0-0		0-1-0		2-1-0	
2-2-0	0-0-0	0-0-0		AWAY		0-0-0		1-0-0		1-2-0	
0-0-0	0-0-0	0-0-0		NEUTRAL		0-0-0		0-0-0		0-0-0	
<hr/>											
RPI S	Opponent	Score	RPI S	Opponent	Score	RPI S	Opponent	Score	RPI S	Opponent	Score
						87 A	Samford	2 4	121 A	Western Ky.	1 0
						97 A	Alabama	1 2	128 H	Jacksonville	0 1
									136 H	South Ala.	1 2
									157 H	Kennesaw St.	0 1
									162 A	Vanderbilt	0 4
									165 H	La.-Lafayette	0 3
									173 A	UT Martin	1 0
									184 A	Texas St.	0 1
									192 A	Mercer	2 2
									215 A	Arkansas St.	2 3
									236 H	Troy	2 1
									276 H	La.-Monroe	2 0
									282 A	UALR	3 1
									303 A	Jacksonville St.	2 0
						<hr/>					
			LAST 10 GAMES								
			121 A Western Ky.			1 0	184 A Texas St.			0 1	
			215 A Arkansas St.			2 3	276 H La.-Monroe			2 0	
			282 A UALR			3 1	165 H La.-Lafayette			0 3	
			236 H Troy			2 1	303 A Jacksonville St.			2 0	
			136 H South Ala.			1 2	87 A Samford			2 4	

Non-Div. I Games:

Georgia St.

Average RPI Win:	266	WON-LOST RECORD	WINNING PCT. RANK	LAST 10 GAMES	STRENGTH OF SCHEDULE	OPP. STRENGTH OF SCHEDULE	TEAM RPI	ADJ RPI	CONF. RPI	ADJ CONF. RPI		
DIV. I ONLY		6-11-1	.36111	245	1-9-0	193	119	234	.45835	233	7	7
DIV. I NON-CONF.		5-3-1	.61111	106	0-1-0	295	261	209	.46661	208	7	7
<hr/>												
TOTALS	RPI 1-25	RPI 26-50		W-L RECORDS		RPI 51-100		RPI 101-150		RPI 150+		
6-11-1	0-2-0	0-2-0		OVERALL		0-2-0		0-4-0		6-1-1		
2-6-0	0-1-0	0-0-0		HOME		0-0-0		0-4-0		2-1-0		
4-5-1	0-1-0	0-2-0		AWAY		0-2-0		0-0-0		4-0-1		
0-0-0	0-0-0	0-0-0		NEUTRAL		0-0-0		0-0-0		0-0-0		
5-3-1	0-0-0	0-0-0		NON-CONFERENCE		0-0-0		0-2-0		5-1-1		
1-3-0	0-0-0	0-0-0		HOME		0-0-0		0-2-0		1-1-0		
4-0-1	0-0-0	0-0-		AWAY		0-0-0		0-0-0		4-0-1		
0-0-0	0-0-0	0-0-0		NEUTRAL		0-0-0		0-0-0		0-0-0		
1-8-0	0-2-0	0-2-0		CONFERENCE		0-2-0		0-2-0		1-0-0		
1-3-0	0-1-0	0-0-0		HOME		0-0-0		0-2-0		1-0-0		
0-5-0	0-1-0	0-2-0		AWAY		0-2-0		0-0-0		0-0-0		
0-0-0	0-0-0	0-0-0		NEUTRAL		0-0-0		0-0-0		0-0-0		
RPI	S	Opponent	Score	RPI	S	Opponent	Score	RPI	S	Opponent	Score	
11	A	UCF	1 4	35	A	Rutgers	0 2	62	A	South Fla.	0 1	
19	H	Louisville	1 3	47	A	Connecticut	1 3	64	A	Memphis	0 3	
								105	H	Delaware	1 2	
								123	H	SMU	0 1	
								129	H	Cincinnati	1 2	
								131	H	Marshall	0 1	
								223	H	Binghamton	2 0	
								235	H	Rider	0 1	
								245	H	Houston	2 0	
								247	A	Lafayette	0 0	
								265	A	NJIT	2 0	
								268	A	Mt. St. Mary's	1 0	
270	A	Loyola Maryland	1 0									
325	A	Delaware St.	4 0									
				LAST 10 GAMES								
				35	A	Rutgers	0 2	11	A	UCF	1 4	
				64	A	Memphis	0 3	62	A	South Fla.	0 1	
				129	H	Cincinnati	1 2	123	H	SMU	0 1	
				19	H	Louisville	1 3	245	H	Houston	2 0	
				47	A	Connecticut	1 3	105	H	Delaware	1 2	

Average RPI Win: 271		WON-LOST RECORD	WINNING PCT. RANK		LAST 10 GAMES	STRENGTH OF SCHEDULE		OPP. STRENGTH OF SCHEDULE		TEAM RPI	ADJ RPI		CONF. RPI	ADJ CONF. RPI			
Average RPI Loss: 174																	
DIV. I ONLY		9-8-1	.52778	142	5-4-1	284		289		232	.45812	234	29	29			
DIV. I NON-CONF.		4-4-0	.5	148	0-0-0	275		243		227	.45061	229	30	30			
TOTALS		RPI 1-25		RPI 26-50		W-L RECORDS		RPI 51-100		RPI 101-150		RPI 150+					
9-8-1	0-0-0			0-0-0		OVERALL		0-3-0		0-1-0		9-4-1					
7-3-0	0-0-0			0-0-0		HOME		0-1-0		0-1-0		7-1-0					
2-5-1	0-0-0			0-0-0		AWAY		0-2-0		0-0-0		2-3-1					
0-0-0	0-0-0			0-0-0		NEUTRAL		0-0-0		0-0-0		0-0-0					
4-4-0	0-0-0			0-0-0		NON-CONFERENCE		0-2-0		0-0-0		4-2-0					
4-1-0	0-0-0			0-0-0		HOME		0-0-0		0-0-0		4-1-0					
0-3-0	0-0-0			0-0-		AWAY		0-2-0		0-0-0		0-1-0					
0-0-0	0-0-0			0-0-0		NEUTRAL		0-0-0		0-0-0		0-0-0					
5-4-1	0-0-0			0-0-0		CONFERENCE		0-1-0		0-1-0		5-2-1					
3-2-0	0-0-0			0-0-0		HOME		0-1-0		0-1-0		3-0-0					
2-2-1	0-0-0			0-0-0		AWAY		0-0-0		0-0-0		2-2-1					
0-0-0	0-0-0			0-0-0		NEUTRAL		0-0-0		0-0-0		0-0-0					
RPI	S	Opponent	Score	RPI	S	Opponent	Score	RPI	S	Opponent	Score	RPI	S	Opponent	Score		
								65	H	Monmouth	0	2	144	H	Fairfield	0	3
								90	A	Stony Brook	1	3	205	H	Massachusetts	4	3
								98	A	Colgate	0	3	221	A	Iona	0	1
													223	H	Binghamton	2	1
													235	A	Rider	0	1
													237	H	Marist	1	0
													240	A	Central Conn. St.	1	2
													243	H	Vermont	3	2
													248	A	Quinnipiac	1	1
													288	A	Niagara	1	0
													297	H	Rhode Island	1	2
													301	A	Manhattan	3	1
													309	H	Canisius	2	0
													314	H	UMass Lowell	2	1
													319	H	Saint Peter's	2	0
				LAST 10 GAMES													
				301	A	Manhattan	3	1	288	A	Niagara	1	0				
				144	H	Fairfield	0	3	237	H	Marist	1	0				
				221	A	Iona	0	1	319	H	Saint Peter's	2	0				
				309	H	Canisius	2	0	248	A	Quinnipiac	1	1				
				65	H	Monmouth	0	2	235	A	Rider	0	1				

Non-Div. I Games:

Siena

Average RPI Win: 250		WON-LOST	WINNING	LAST 10	STRENGTH OF		OPP. STRENGTH	TEAM	ADJ	CONF.	ADJ CONF.
Average RPI Loss: 215		RECORD	PCT. RANK	GAMES	SCHEDULE		OF SCHEDULE	RPI	RPI	RPI	RPI
DIV. I ONLY		8-7-1	.53125	137	5-4-1		291	300	235	.45576	235
DIV. I NON-CONF.		3-3-0	.5	148	0-0-0		289	266	245	.43989	245
TOTALS		RPI 1-25	RPI 26-50		W-L RECORDS		RPI 51-100		RPI 101-150		RPI 150+
8-7-1		0-0-0	0-0-0		OVERALL		0-1-0		1-0-0		7-6-1
6-0-1		0-0-0	0-0-0		HOME		0-0-0		1-0-0		5-0-1
2-7-0		0-0-0	0-0-0		AWAY		0-1-0		0-0-0		2-6-0
0-0-0		0-0-0	0-0-0		NEUTRAL		0-0-0		0-0-0		0-0-0
3-3-0		0-0-0	0-0-0		NON-CONFERENCE		0-0-0		0-0-0		3-3-0
2-0-0		0-0-0	0-0-0		HOME		0-0-0		0-0-0		2-0-0
1-3-0		0-0-0	0-0-		AWAY		0-0-0		0-0-0		1-3-0
0-0-0		0-0-0	0-0-0		NEUTRAL		0-0-0		0-0-0		0-0-0
5-4-1		0-0-0	0-0-0		CONFERENCE		0-1-0		1-0-0		4-3-1
4-0-1		0-0-0	0-0-0		HOME		0-0-0		1-0-0		3-0-1
1-4-0		0-0-0	0-0-0		AWAY		0-1-0		0-0-0		1-3-0
0-0-0		0-0-0	0-0-0		NEUTRAL		0-0-0		0-0-0		0-0-0
RPI S	Opponent	Score	RPI S	Opponent	Score	RPI S	Opponent	Score	RPI S	Opponent	Score
						65 A Monmouth		0 3	144 H Fairfield		1 0
									156 A Fairleigh Dickinson		0 2
									221 H Iona		3 0
									226 A Bucknell		0 3
									233 A Temple		1 0
									234 H Siena		1 0
									237 A Marist		0 5
									248 A Quinnipiac		0 2
									265 A NJIT		0 2
									268 H Mt. St. Mary's		4 1
									280 H Bryant		3 1
									288 H Niagara		1 1
									301 A Manhattan		2 1
									309 A Canisius		1 2
									319 H Saint Peter's		3 1
LAST 10 GAMES											
						144 H Fairfield		1 0	319 H Saint Peter's		3 1
						288 H Niagara		1 1	237 A Marist		0 5
						301 A Manhattan		2 1	248 A Quinnipiac		0 2
						65 A Monmouth		0 3	309 A Canisius		1 2
						221 H Iona		3 0	234 H Siena		1 0

Non-Div. I Games:

Rider

Average RPI Win: 262		WON-LOST	WINNING	LAST 10	STRENGTH OF		OPP. STRENGTH	TEAM	ADJ		CONF.	ADJ CONF.			
Average RPI Loss: 179		RECORD	PCT. RANK	GAMES	SCHEDULE		OF SCHEDULE	RPI	RPI		RPI	RPI			
DIV. I ONLY		8-9-1	.47222	172	5-4-1		258	274	237	.45413	236	19	19		
DIV. I NON-CONF.		4-6-0	.4	215	1-1-0		278	286	273	.4199	274	21	21		
TOTALS		RPI 1-25		RPI 26-50		W-L RECORDS		RPI 51-100		RPI 101-150		RPI 150+			
8-9-1		0-0-0		0-0-0		OVERALL		0-1-0		1-2-0		7-6-1			
6-2-0		0-0-0		0-0-0		HOME		0-0-0		1-0-0		5-2-0			
2-7-1		0-0-0		0-0-0		AWAY		0-1-0		0-2-0		2-4-1			
0-0-0		0-0-0		0-0-0		NEUTRAL		0-0-0		0-0-0		0-0-0			
4-6-0		0-0-0		0-0-0		NON-CONFERENCE		0-1-0		0-1-0		4-4-0			
3-1-0		0-0-0		0-0-0		HOME		0-0-0		0-0-0		3-1-0			
1-5-0		0-0-0		0-0-		AWAY		0-1-0		0-1-0		1-3-0			
0-0-0		0-0-0		0-0-0		NEUTRAL		0-0-0		0-0-0		0-0-0			
4-3-1		0-0-0		0-0-0		CONFERENCE		0-0-0		1-1-0		3-2-1			
3-1-0		0-0-0		0-0-0		HOME		0-0-0		1-0-0		2-1-0			
1-2-1		0-0-0		0-0-0		AWAY		0-0-0		0-1-0		1-1-1			
0-0-0		0-0-0		0-0-0		NEUTRAL		0-0-0		0-0-0		0-0-0			
RPI	S	Opponent	Score	RPI	S	Opponent	Score	RPI	S	Opponent	Score	RPI	S	Opponent	Score
								89	A	Auburn	0 3	114	A	UAB	2 6
												121	A	Western Ky.	0 1
												136	H	South Ala.	1 0
												157	A	Kennesaw St.	0 2
												165	A	La.-Lafayette	0 0
												184	H	Texas St.	1 2
												193	H	Louisiana Tech	0 2
												215	H	Arkansas St.	1 0
												220	A	Stetson	1 2
												232	A	Georgia St.	1 2
												276	H	La.-Monroe	1 0
												282	A	UALR	1 0
												286	H	Murray St.	4 2
												287	A	Alabama St.	3 0
												302	H	Jackson St.	5 0
												303	A	Jacksonville St.	0 1
												308	H	Gardner-Webb	3 1
LAST 10 GAMES															
						165	A	La.-Lafayette	0	0		282	A	UALR	1 0
						276	H	La.-Monroe	1	0		215	H	Arkansas St.	1 0
						136	H	South Ala.	1	0		184	H	Texas St.	1 2
						232	A	Georgia St.	1	2		157	A	Kennesaw St.	0 2
						121	A	Western Ky.	0	1		308	H	Gardner-Webb	3 1

Non-Div. I Games:

Troy

Average RPI Win: 278		WON-LOST RECORD	WINNING PCT. RANK	LAST 10 GAMES	STRENGTH OF SCHEDULE	OPP. STRENGTH OF SCHEDULE	TEAM RPI	ADJ RPI	CONF. RPI	ADJ CONF. RPI	
Average RPI Loss: 142											
DIV. I ONLY		8-9-2	.47368 169	5-5-0	274	242	238	.45387 237	29	29	
DIV. I NON-CONF.		2-5-2	.33333 245	0-1-0	270	147	274	.42109 271	30	30	
<hr/>											
TOTALS		RPI 1-25		RPI 26-50		W-L RECORDS		RPI 51-100		RPI 101-150	RPI 150+
8-9-2		0-0-0		0-0-0		OVERALL		0-3-0		0-3-0	8-3-2
5-2-1		0-0-0		0-0-0		HOME		0-1-0		0-0-0	5-1-1
3-7-1		0-0-0		0-0-0		AWAY		0-2-0		0-3-0	3-2-1
0-0-0		0-0-0		0-0-0		NEUTRAL		0-0-0		0-0-0	0-0-0
<hr/>											
2-5-2		0-0-0		0-0-0		NON-CONFERENCE		0-2-0		0-2-0	2-1-2
1-1-1		0-0-0		0-0-0		HOME		0-1-0		0-0-0	1-0-1
1-4-1		0-0-0		0-0-		AWAY		0-1-0		0-2-0	1-1-1
0-0-0		0-0-0		0-0-0		NEUTRAL		0-0-0		0-0-0	0-0-0
<hr/>											
6-4-0		0-0-0		0-0-0		CONFERENCE		0-1-0		0-1-0	6-2-0
4-1-0		0-0-0		0-0-0		HOME		0-0-0		0-0-0	4-1-0
2-3-0		0-0-0		0-0-0		AWAY		0-1-0		0-1-0	2-1-0
0-0-0		0-0-0		0-0-0		NEUTRAL		0-0-0		0-0-0	0-0-0
<hr/>											
RPI S	Opponent	Score	RPI S	Opponent	Score	RPI S	Opponent	Score	RPI S	Opponent	Score
						65 A	Monmouth	0 1	122 A	Seton Hall	1 2
						84 H	Yale	0 4	138 A	Drexel	1 2
						100 A	Hofstra	0 3	144 A	Fairfield	1 2
									171 A	Cornell	1 2
									210 A	Duquesne	3 0
									221 H	Iona	0 3
									223 A	Binghamton	1 1
									234 A	Siena	0 1
									235 H	Rider	5 0
									248 H	Quinnipiac	3 0
									263 H	LIU Brooklyn	1 1
									288 H	Niagara	1 0
									301 H	Manhattan	1 0
									309 A	Canisius	1 0
									314 H	UMass Lowell	5 1
									319 A	Saint Peter's	4 0
LAST 10 GAMES											
						221 H	Iona	0 3	309 A	Canisius	1 0
						65 A	Monmouth	0 1	235 H	Rider	5 0
						248 H	Quinnipiac	3 0	234 A	Siena	0 1
						84 H	Yale	0 4	144 A	Fairfield	1 2
						319 A	Saint Peter's	4 0	288 H	Niagara	1 0

Non-Div. I Games:

Marist

Average RPI Win:	228	WON-LOST	WINNING	LAST 10	STRENGTH OF	OPP. STRENGTH	TEAM	ADJ	CONF.	ADJ CONF.	
Average RPI Loss:	151	RECORD	PCT. RANK	GAMES	SCHEDULE	OF SCHEDULE	RPI	RPI	RPI	RPI	
DIV. I ONLY	6-11-1	.36111	245	3-6-1	182	178	239	.45276	238	22	21
DIV. I NON-CONF.	3-6-0	.33333	245	0-1-0	159	137	216	.4601	218	22	22
TOTALS	RPI 1-25	RPI 26-50	W-L RECORDS		RPI 51-100	RPI 101-150		RPI 150+			
6-11-1	0-0-0	0-1-0	OVERALL		0-3-0	1-3-1		5-4-0			
4-4-0	0-0-0	0-0-0	HOME		0-1-0	1-2-0		3-1-0			
1-5-1	0-0-0	0-1-0	AWAY		0-1-0	0-0-1		1-3-0			
1-2-0	0-0-0	0-0-0	NEUTRAL		0-1-0	0-1-0		1-0-0			
3-6-0	0-0-0	0-1-0	NON-CONFERENCE		0-3-0	0-1-0		3-1-0			
2-1-0	0-0-0	0-0-0	HOME		0-1-0	0-0-0		2-0-0			
0-3-0	0-0-0	0-0-	AWAY		0-1-0	0-0-0		0-1-0			
1-2-0	0-0-0	0-0-0	NEUTRAL		0-1-0	0-1-0		1-0-0			
3-5-1	0-0-0	0-0-0	CONFERENCE		0-0-0	1-2-1		2-3-0			
2-3-0	0-0-0	0-0-0	HOME		0-0-0	1-2-0		1-1-0			
1-2-1	0-0-0	0-0-0	AWAY		0-0-0	0-0-1		1-2-0			
0-0-0	0-0-0	0-0-0	NEUTRAL		0-0-0	0-0-0		0-0-0			
RPI S	Opponent	Score	RPI S	Opponent	Score	RPI S	Opponent	Score	RPI S	Opponent	Score
			37 A	Utah	2 6	58 N	Arizona St.	0 4	109 A	Portland St.	0 0
						70 H	UTEP	1 2	115 H	Weber St.	2 1
						95 A	Arizona	1 6	134 N	Appalachian St.	1 2
									135 H	Northern Colo.	1 2
									145 H	Northern Ariz.	2 3
									160 H	UC Santa Barbara	4 3
									183 H	Idaho St.	0 2
									242 H	UC Riverside	1 0
									243 N	Vermont	3 1
									258 A	Montana	1 3
									262 A	Sacramento St.	0 4
									285 A	Bakersfield	1 4
									298 A	Eastern Wash.	3 0
									312 H	North Dakota	3 2
LAST 10 GAMES											
			258 A	Montana	1 3	109 A	Portland St.	0 0			
			298 A	Eastern Wash.	3 0	183 H	Idaho St.	0 2			
			135 H	Northern Colo.	1 2	115 H	Weber St.	2 1			
			312 H	North Dakota	3 2	145 H	Northern Ariz.	2 3			
			262 A	Sacramento St.	0 4	70 H	UTEP	1 2			

Non-Div. I Games:

Southern Utah

Average RPI Win: 229		WON-LOST RECORD		WINNING PCT. RANK		LAST 10 GAMES		STRENGTH OF SCHEDULE		OPP. STRENGTH OF SCHEDULE		TEAM RPI		ADJ RPI		CONF. RPI		ADJ CONF. RPI	
DIV. I ONLY		7-9-3		.44737 190		4-4-2		244		224		236		.4525 239		23		23	
DIV. I NON-CONF.		3-6-1		.35 242		0-1-0		234		234		260		.42777 264		17		17	
TOTALS		RPI 1-25		RPI 26-50		W-L RECORDS		RPI 51-100		RPI 101-150		RPI 150+							
7-9-3		0-1-0		0-0-0		OVERALL		0-0-0		2-4-0		5-4-3							
3-6-1		0-0-0		0-0-0		HOME		0-0-0		1-2-0		2-4-1							
3-3-2		0-1-0		0-0-0		AWAY		0-0-0		0-2-0		3-0-2							
1-0-0		0-0-0		0-0-0		NEUTRAL		0-0-0		1-0-0		0-0-0							
3-6-1		0-1-0		0-0-0		NON-CONFERENCE		0-0-0		1-2-0		2-3-1							
0-5-0		0-0-0		0-0-0		HOME		0-0-0		0-2-0		0-3-0							
2-1-1		0-1-0		0-0-		AWAY		0-0-0		0-0-0		2-0-1							
1-0-0		0-0-0		0-0-0		NEUTRAL		0-0-0		1-0-0		0-0-0							
4-3-2		0-0-0		0-0-0		CONFERENCE		0-0-0		1-2-0		3-1-2							
3-1-1		0-0-0		0-0-0		HOME		0-0-0		1-0-0		2-1-1							
1-2-1		0-0-0		0-0-0		AWAY		0-0-0		0-2-0		1-0-1							
0-0-0		0-0-0		0-0-0		NEUTRAL		0-0-0		0-0-0		0-0-0							
RPI S	Opponent		Score		RPI S	Opponent		Score		RPI S	Opponent		Score		RPI S	Opponent		Score	
18 A	Portland		2	4											103 H	San Diego St.		2	1
															113 A	Boise St.		1	2
															115 H	Weber St.		2	3
															119 A	Utah St.		0	1
															124 N	TCU		4	3
															135 H	Northern Colo.		0	1
															168 H	UNLV		2	3
															182 H	Fresno St.		0	0
															183 H	Idaho St.		0	1
															208 H	New Mexico		3	2
															258 A	Montana		0	0
															266 A	Nevada		1	1
															279 A	Drake		5	2
															283 H	New Mexico St.		0	1
															284 A	Neb. Omaha		2	1
															291 H	South Dakota		1	2
															300 H	San Jose St.		1	0
															305 A	Colorado St.		3	0
				LAST 10 GAMES															
					168 H	UNLV		2	3	208 H	New Mexico		3	2					
					266 A	Nevada		1	1	119 A	Utah St.		0	1					
					300 H	San Jose St.		1	0	113 A	Boise St.		1	2					
					182 H	Fresno St.		0	0	305 A	Colorado St.		3	0					
					103 H	San Diego St.		2	1	18 A	Portland		2	4					

Non-Div. I Games:

Wyoming

Average RPI Win:	218	WON-LOST	WINNING	LAST 10	STRENGTH OF	OPP. STRENGTH	TEAM	ADJ	CONF.	ADJ CONF.	
Average RPI Loss:	153	RECORD	PCT. RANK	GAMES	SCHEDULE	OF SCHEDULE	RPI	RPI	RPI	RPI	
DIV. I ONLY	5-11-0	.3125	272	4-6-0	146	190	240	.44978	240	27	27
DIV. I NON-CONF.	2-8-0	.2	291	1-3-0	80	154	228	.452	227	27	26
TOTALS	RPI 1-25	RPI 26-50	W-L RECORDS	RPI 51-100	RPI 101-150	RPI 150+					
5-11-0	0-0-0	0-2-0	OVERALL	0-2-0	1-0-0	4-7-0					
4-5-0	0-0-0	0-1-0	HOME	0-2-0	1-0-0	3-2-0					
1-6-0	0-0-0	0-1-0	AWAY	0-0-0	0-0-0	1-5-0					
0-0-0	0-0-0	0-0-0	NEUTRAL	0-0-0	0-0-0	0-0-0					
2-8-0	0-0-0	0-2-0	NON-CONFERENCE	0-2-0	1-0-0	1-4-0					
2-4-0	0-0-0	0-1-0	HOME	0-2-0	1-0-0	1-1-0					
0-4-0	0-0-0	0-0-	AWAY	0-0-0	0-0-0	0-3-0					
0-0-0	0-0-0	0-0-0	NEUTRAL	0-0-0	0-0-0	0-0-0					
3-3-0	0-0-0	0-0-0	CONFERENCE	0-0-0	0-0-0	3-3-0					
2-1-0	0-0-0	0-0-0	HOME	0-0-0	0-0-0	2-1-0					
1-2-0	0-0-0	0-0-0	AWAY	0-0-0	0-0-0	1-2-0					
0-0-0	0-0-0	0-0-0	NEUTRAL	0-0-0	0-0-0	0-0-0					
RPI S Opponent Score	RPI S Opponent Score	RPI S Opponent Score	RPI S Opponent Score	RPI S Opponent Score	RPI S Opponent Score	RPI S Opponent Score					
33 H Boston College 0 7	57 H St. John's (NY) 0 4	144 H Fairfield 3 1									
47 A Connecticut 0 3	78 H Harvard 0 2	153 H Saint Francis (PA) 2 1									
		156 A Fairleigh Dickinson 0 1									
		161 A Hartford 0 2									
		170 A Maine 1 2									
		217 H Army 0 1									
		227 A Lehigh 0 1									
		234 H Siena 2 1									
		263 H LIU Brooklyn 0 1									
		268 A Mt. St. Mary's 2 0									
		275 A Sacred Heart 0 2									
		292 H Robert Morris 2 1									
LAST 10 GAMES											
268 A Mt. St. Mary's 2 0	275 A Sacred Heart 0 2										
156 A Fairleigh Dickinson 0 1	292 H Robert Morris 2 1										
153 H Saint Francis (PA) 2 1	78 H Harvard 0 2										
33 H Boston College 0 7	161 A Hartford 0 2										
263 H LIU Brooklyn 0 1	144 H Fairfield 3 1										

Non-Div. I Games:

Central Conn. St.

Average RPI Win:	242	WON-LOST	WINNING	LAST 10	STRENGTH OF	OPP. STRENGTH	TEAM	ADJ	CONF.	ADJ CONF.					
Average RPI Loss:	141	RECORD	PCT. RANK	GAMES	SCHEDULE	OF SCHEDULE	RPI	RPI	RPI	RPI					
DIV. I ONLY		5-9-3	.38235	233	4-3-3	213	223	241	.44789	241	26	26			
DIV. I NON-CONF.		3-8-1	.29167	262	2-2-1	160	201	235	.44347	239	23	23			
<hr/>															
TOTALS	RPI 1-25	RPI 26-50		W-L RECORDS		RPI 51-100		RPI 101-150		RPI 150+					
5-9-3	0-0-0	0-0-0		OVERALL		0-4-0		0-1-0		5-4-3					
2-4-1	0-0-0	0-0-0		HOME		0-3-0		0-1-0		2-0-1					
3-5-2	0-0-0	0-0-0		AWAY		0-1-0		0-0-0		3-4-2					
0-0-0	0-0-0	0-0-0		NEUTRAL		0-0-0		0-0-0		0-0-0					
<hr/>															
3-8-1	0-0-0	0-0-0		NON-CONFERENCE		0-4-0		0-1-0		3-3-1					
1-4-0	0-0-0	0-0-0		HOME		0-3-0		0-1-0		1-0-0					
2-4-1	0-0-0	0-0-		AWAY		0-1-0		0-0-0		2-3-1					
0-0-0	0-0-0	0-0-0		NEUTRAL		0-0-0		0-0-0		0-0-0					
<hr/>															
2-1-2	0-0-0	0-0-0		CONFERENCE		0-0-0		0-0-0		2-1-2					
1-0-1	0-0-0	0-0-0		HOME		0-0-0		0-0-0		1-0-1					
1-1-1	0-0-0	0-0-0		AWAY		0-0-0		0-0-0		1-1-1					
0-0-0	0-0-0	0-0-0		NEUTRAL		0-0-0		0-0-0		0-0-0					
<hr/>															
RPI	S	Opponent	Score	RPI	S	Opponent	Score	RPI	S	Opponent	Score				
				53 A Oklahoma St.				1	3	126 H Kansas	0	1			
				60 H Arkansas				0	3	188 A Indiana St.	1	2			
				63 H Oral Roberts				1	2	191 A SIU Edwardsville	0	1			
				93 H Tulsa				0	1	201 H UMKC	1	0			
										203 A Evansville	0	0			
										211 A Central Ark.	2	0			
										215 A Arkansas St.	1	3			
										222 A Loyola Chicago	2	1			
										260 A Western Ill.	1	0			
										279 H Drake	0	0			
						282 A UALR	0	1							
						284 A Neb. Omaha	1	1							
						317 H UNI	3	1							
<hr/>															
				LAST 10 GAMES											
				188 A Indiana St.				1	2	317 H UNI				3	1
				53 A Oklahoma St.				1	3	284 A Neb. Omaha				1	1
				279 H Drake				0	0	201 H UMKC				1	0
				203 A Evansville				0	0	191 A SIU Edwardsville				0	1
				222 A Loyola Chicago				2	1	260 A Western Ill.				1	0

Non-Div. I Games:

Missouri St.

Average RPI Win:		216	WON-LOST	WINNING	LAST 10	STRENGTH OF		OPP. STRENGTH	TEAM	ADJ	CONF.	ADJ CONF.
Average RPI Loss:		147	RECORD	PCT. RANK	GAMES	SCHEDULE		OF SCHEDULE	RPI	RPI	RPI	RPI
DIV. I ONLY		6-11-1		.36111	245	3-7-0		215	163	242	.44785	242
DIV. I NON-CONF.		3-7-1		.31818	256	0-3-0		236	218	271	.42396	270
TOTALS		RPI 1-25		RPI 26-50		W-L RECORDS		RPI 51-100		RPI 101-150		RPI 150+
6-11-1		0-0-0		0-0-0		OVERALL		1-4-0		1-1-1		4-6-0
3-5-1		0-0-0		0-0-0		HOME		1-1-0		1-0-1		1-4-0
2-6-0		0-0-0		0-0-0		AWAY		0-3-0		0-1-0		2-2-0
1-0-0		0-0-0		0-0-0		NEUTRAL		0-0-0		0-0-0		1-0-0
3-7-1		0-0-0		0-0-0		NON-CONFERENCE		0-3-0		0-0-1		3-4-0
0-4-1		0-0-0		0-0-0		HOME		0-1-0		0-0-1		0-3-0
2-3-0		0-0-0		0-0-		AWAY		0-2-0		0-0-0		2-1-0
1-0-0		0-0-0		0-0-0		NEUTRAL		0-0-0		0-0-0		1-0-0
3-4-0		0-0-0		0-0-0		CONFERENCE		1-1-0		1-1-0		1-2-0
3-1-0		0-0-0		0-0-0		HOME		1-0-0		1-0-0		1-1-0
0-3-0		0-0-0		0-0-0		AWAY		0-1-0		0-1-0		0-1-0
0-0-0		0-0-0		0-0-0		NEUTRAL		0-0-0		0-0-0		0-0-0
RPI S	Opponent	Score	RPI S	Opponent	Score	RPI S	Opponent	Score	RPI S	Opponent	Score	
						70 A	UTEP	0 2	125 A	Cal Poly	1 3	
						74 A	UC Irvine	0 2	140 H	Hawaii	2 0	
						93 H	Tulsa	0 1	145 H	Northern Ariz.	1 1	
						94 H	Cal St. Fullerton	1 0	160 A	UC Santa Barbara	0 1	
						95 A	Arizona	0 6	168 H	UNLV	2 3	
									182 H	Fresno St.	0 1	
									189 H	UC Davis	1 2	
									195 H	Cal St. Northridge	3 1	
									228 H	Gonzaga	0 1	
									238 A	Southern Utah	0 1	
									283 A	New Mexico St.	2 1	
									285 A	Bakersfield	2 0	
									300 N	San Jose St.	2 1	
LAST 10 GAMES												
						189 H	UC Davis	1 2	140 H	Hawaii	2 0	
						125 A	Cal Poly	1 3	195 H	Cal St. Northridge	3 1	
						160 A	UC Santa Barbara	0 1	228 H	Gonzaga	0 1	
						94 H	Cal St. Fullerton	1 0	93 H	Tulsa	0 1	
						74 A	UC Irvine	0 2	238 A	Southern Utah	0 1	

Non-Div. I Games:

UC Riverside

Average RPI Win:	275	WON-LOST RECORD	WINNING PCT. RANK	LAST 10 GAMES	STRENGTH OF SCHEDULE	OPP. STRENGTH OF SCHEDULE	TEAM RPI	ADJ RPI	CONF. RPI	ADJ CONF. RPI			
Average RPI Loss:	171												
DIV. I ONLY	6-8-3	.44118	196	4-3-3	275	241	243	.44619	243	25	25		
DIV. I NON-CONF.	3-5-1	.38889	221	1-0-1	281	211	270	.42447	269	25	25		
<hr/>													
TOTALS	RPI 1-25	RPI 26-50		W-L RECORDS		RPI 51-100		RPI 101-150		RPI 150+			
6-8-3	0-0-0	0-0-0		OVERALL		0-2-0		0-1-0		6-5-3			
4-3-3	0-0-0	0-0-0		HOME		0-2-0		0-0-0		4-1-3			
2-4-0	0-0-0	0-0-0		AWAY		0-0-0		0-1-0		2-3-0			
0-1-0	0-0-0	0-0-0		NEUTRAL		0-0-0		0-0-0		0-1-0			
<hr/>													
3-5-1	0-0-0	0-0-0		NON-CONFERENCE		0-1-0		0-1-0		3-3-1			
3-2-1	0-0-0	0-0-0		HOME		0-1-0		0-0-0		3-1-1			
0-2-0	0-0-0	0-0-		AWAY		0-0-0		0-1-0		0-1-0			
0-1-0	0-0-0	0-0-0		NEUTRAL		0-0-0		0-0-0		0-1-0			
<hr/>													
3-3-2	0-0-0	0-0-0		CONFERENCE		0-1-0		0-0-0		3-2-2			
1-1-2	0-0-0	0-0-0		HOME		0-1-0		0-0-0		1-0-2			
2-2-0	0-0-0	0-0-0		AWAY		0-0-0		0-0-0		2-2-0			
0-0-0	0-0-0	0-0-0		NEUTRAL		0-0-0		0-0-0		0-0-0			
<hr/>													
RPI S	Opponent	Score	RPI S	Opponent	Score	RPI S	Opponent	Score	RPI S	Opponent	Score		
						90 H	Stony Brook	1	2	141 A	Providence	0	3
						98 H	Colgate	0	1	156 H	Fairleigh Dickinson	1	1
										161 A	Hartford	0	2
										170 H	Maine	1	1
										175 A	UMBC	1	2
										223 A	Binghamton	2	1
										229 H	Fordham	0	3
										234 A	Siena	2	3
										238 N	Southern Utah	1	3
										248 H	Quinnipiac	1	0
										261 H	New Hampshire	1	1
										275 H	Sacred Heart	2	1
										280 H	Bryant	2	1
										307 H	Albany (NY)	2	1
										314 A	UMass Lowell	3	1
			LAST 10 GAMES										
			223 A	Binghamton	2	1	170 H	Maine	1	1			
			161 A	Hartford	0	2	314 A	UMass Lowell	3	1			
			307 H	Albany (NY)	2	1	90 H	Stony Brook	1	2			
			261 H	New Hampshire	1	1	280 H	Bryant	2	1			
			175 A	UMBC	1	2	156 H	Fairleigh Dickinson	1	1			

Non-Div. I Games:

Vermont

Average RPI Win:		223	WON-LOST RECORD		WINNING PCT. RANK		LAST 10 GAMES		STRENGTH OF SCHEDULE		OPP. STRENGTH OF SCHEDULE		TEAM RPI		ADJ RPI		CONF. RPI		ADJ CONF. RPI	
DIV. I ONLY			5-12-1		.30556 275		2-7-1		169		167		247		.44615 244		20		20	
DIV. I NON-CONF.			3-5-0		.375 229		0-0-0		125		103		182		.48457 179		20		20	
TOTALS		RPI 1-25		RPI 26-50		W-L RECORDS		RPI 51-100		RPI 101-150		RPI 150+								
5-12-1		0-1-0		1-1-0		OVERALL		0-1-0		0-4-0		4-5-1								
3-6-0		0-0-0		1-1-0		HOME		0-1-0		0-1-0		2-3-0								
2-5-1		0-1-0		0-0-0		AWAY		0-0-0		0-3-0		2-1-1								
0-1-0		0-0-0		0-0-0		NEUTRAL		0-0-0		0-0-0		0-1-0								
3-5-0		0-1-0		1-1-0		NON-CONFERENCE		0-1-0		0-0-0		2-2-0								
2-2-0		0-0-0		1-1-0		HOME		0-1-0		0-0-0		1-0-0								
1-2-0		0-1-0		0-0-		AWAY		0-0-0		0-0-0		1-1-0								
0-1-0		0-0-0		0-0-0		NEUTRAL		0-0-0		0-0-0		0-1-0								
2-7-1		0-0-0		0-0-0		CONFERENCE		0-0-0		0-4-0		2-3-1								
1-4-0		0-0-0		0-0-0		HOME		0-0-0		0-1-0		1-3-0								
1-3-1		0-0-0		0-0-0		AWAY		0-0-0		0-3-0		1-0-1								
0-0-0		0-0-0		0-0-0		NEUTRAL		0-0-0		0-0-0		0-0-0								
RPI	S	Opponent		Score		RPI	S	Opponent		Score		RPI	S	Opponent		Score				
22	A	Minnesota		1	2	27	H	Kentucky		1	2	88	H	Dayton		0	4			
						36	H	Pepperdine		3	2									
														102	A	Eastern Mich.	3	4		
														139	A	Miami (OH)	0	2		
														146	H	Western Mich.	1	5		
														148	A	Central Mich.	0	1		
														181	H	Kent St.	1	3		
														186	A	Pittsburgh	0	1		
														188	H	Indiana St.	5	2		
														198	H	Ohio	1	2		
														207	A	Ball St.	2	2		
														231	N	Belmont	2	3		
														249	H	Buffalo	1	3		
														271	H	Akron	1	0		
														310	A	Bowling Green	2	0		
														311	A	Youngstown St.	1	0		
LAST 10 GAMES																				
				181	H	Kent St.	1	3	148	A	Central Mich.	0	1							
				198	H	Ohio	1	2	271	H	Akron	1	0							
				139	A	Miami (OH)	0	2	249	H	Buffalo	1	3							
				207	A	Ball St.	2	2	102	A	Eastern Mich.	3	4							
				310	A	Bowling Green	2	0	146	H	Western Mich.	1	5							

Non-Div. I Games:

Toledo

Average RPI Win: 247		WON-LOST	WINNING	LAST 10	STRENGTH OF		OPP. STRENGTH	TEAM	ADJ	CONF.	ADJ CONF.						
Average RPI Loss: 161		RECORD	PCT. RANK	GAMES	SCHEDULE		OF SCHEDULE	RPI	RPI	RPI	RPI						
DIV. I ONLY		7-9-2	.44444	193	3-6-1		283	206	244	.44364	246	18	18				
DIV. I NON-CONF.		4-4-1	.5	148	0-1-0		303	227	252	.43342	254	19	18				
<hr/>																	
TOTALS		RPI 1-25		RPI 26-50		W-L RECORDS		RPI 51-100		RPI 101-150		RPI 150+					
7-9-2		0-1-0		0-0-0		OVERALL		0-1-0		1-3-0		6-4-2					
5-3-1		0-0-0		0-0-0		HOME		0-0-0		1-1-0		4-2-1					
2-6-1		0-1-0		0-0-0		AWAY		0-1-0		0-2-0		2-2-1					
0-0-0		0-0-0		0-0-0		NEUTRAL		0-0-0		0-0-0		0-0-0					
<hr/>																	
4-4-1		0-1-0		0-0-0		NON-CONFERENCE		0-0-0		1-2-0		3-1-1					
3-1-0		0-0-0		0-0-0		HOME		0-0-0		1-0-0		2-1-0					
1-3-1		0-1-0		0-0-		AWAY		0-0-0		0-2-0		1-0-1					
0-0-0		0-0-0		0-0-0		NEUTRAL		0-0-0		0-0-0		0-0-0					
<hr/>																	
3-5-1		0-0-0		0-0-0		CONFERENCE		0-1-0		0-1-0		3-3-1					
2-2-1		0-0-0		0-0-0		HOME		0-0-0		0-1-0		2-1-1					
1-3-0		0-0-0		0-0-0		AWAY		0-1-0		0-0-0		1-2-0					
0-0-0		0-0-0		0-0-0		NEUTRAL		0-0-0		0-0-0		0-0-0					
<hr/>																	
RPI	S	Opponent		Score		RPI	S	Opponent		Score		RPI	S	Opponent		Score	
10	A	Virginia Tech		0 2								69	A	FGCU		1 2	
												110	A	North Carolina St.		0 3	
												128	H	Jacksonville		0 3	
												134	A	Appalachian St.		1 2	
												137	H	Winthrop		2 0	
												157	H	Kennesaw St.		2 0	
												159	A	Western Caro.		1 1	
												192	H	Mercer		2 3	
												199	A	Lipscomb		1 0	
												202	H	North Florida		2 2	
												220	A	Stetson		0 3	
												269	A	Northern Ky.		2 3	
												277	H	USC Upstate		7 1	
												315	H	Tennessee Tech		0 1	
												316	H	Francis Marion		2 0	
												321	H	VMI		5 1	
						324	A	Alabama A&M		7 0							
<hr/>																	
LAST 10 GAMES																	
269 A Northern Ky.						2 3		69 A FGCU						1 2			
199 A Lipscomb						1 0		157 H Kennesaw St.						2 0			
128 H Jacksonville						0 3		192 H Mercer						2 3			
202 H North Florida						2 2		277 H USC Upstate						7 1			
220 A Stetson						0 3		315 H Tennessee Tech						0 1			

Non-Div. I Games:

East Tenn. St.

Average RPI Win: 249		WON-LOST	WINNING	LAST 10	STRENGTH OF		OPP. STRENGTH	TEAM	ADJ	CONF.	ADJ CONF.
Average RPI Loss: 169		RECORD	PCT. RANK	GAMES	SCHEDULE		OF SCHEDULE	RPI	RPI	RPI	RPI
DIV. I ONLY		5-10-1	.34375	257	2-8-0		194	244	250	.4432	247
DIV. I NON-CONF.		4-3-1	.5625	132	1-1-0		201	285	170	.48798	168
TOTALS		RPI 1-25	RPI 26-50		W-L RECORDS		RPI 51-100		RPI 101-150		RPI 150+
5-10-1	0-0-0	0-1-0		OVERALL		0-2-0		0-0-0		5-7-1	
3-5-1	0-0-0	0-1-0		HOME		0-1-0		0-0-0		3-3-1	
2-5-0	0-0-0	0-0-0		AWAY		0-1-0		0-0-0		2-4-0	
0-0-0	0-0-0	0-0-0		NEUTRAL		0-0-0		0-0-0		0-0-0	
4-3-1	0-0-0	0-0-0		NON-CONFERENCE		0-0-0		0-0-0		4-3-1	
3-1-1	0-0-0	0-0-0		HOME		0-0-0		0-0-0		3-1-1	
1-2-0	0-0-0	0-0-		AWAY		0-0-0		0-0-0		1-2-0	
0-0-0	0-0-0	0-0-0		NEUTRAL		0-0-0		0-0-0		0-0-0	
1-7-0	0-0-0	0-1-0		CONFERENCE		0-2-0		0-0-0		1-4-0	
0-4-0	0-0-0	0-1-0		HOME		0-1-0		0-0-0		0-2-0	
1-3-0	0-0-0	0-0-0		AWAY		0-1-0		0-0-0		1-2-0	
0-0-0	0-0-0	0-0-0		NEUTRAL		0-0-0		0-0-0		0-0-0	
RPI S	Opponent	Score	RPI S	Opponent	Score	RPI S	Opponent	Score	RPI S	Opponent	Score
			50 H	Boston U.	0 2	59 H	Navy	0 1	155 A	Columbia	2 3
						98 A	Colgate	1 4	156 H	Fairleigh Dickinson	0 1
									175 H	UMBC	1 0
									214 A	American	0 1
									217 H	Army	1 3
									223 A	Binghamton	0 2
									226 H	Bucknell	0 1
									227 A	Lehigh	1 0
									233 H	Temple	0 0
									265 A	NJIT	2 0
									275 H	Sacred Heart	3 2
									290 A	Holy Cross	1 3
									301 H	Manhattan	2 1
LAST 10 GAMES											
			217 H	Army	1 3		290 A	Holy Cross	1 3		
			226 H	Bucknell	0 1		227 A	Lehigh	1 0		
			214 A	American	0 1		59 H	Navy	0 1		
			155 A	Columbia	2 3		175 H	UMBC	1 0		
			50 H	Boston U.	0 2		98 A	Colgate	1 4		

Non-Div. I Games:

Lafayette

Average RPI Win:	285	WON-LOST RECORD	WINNING PCT. RANK	LAST 10 GAMES	STRENGTH OF SCHEDULE	OPP. STRENGTH OF SCHEDULE	TEAM RPI	ADJ RPI	CONF. RPI	ADJ CONF. RPI						
DIV. I ONLY		3-7-5	.36667	243	3-3-4	208	271	248	.44284	248	29	29				
DIV. I NON-CONF.		0-4-1	.1	310	0-0-0	136	125	287	.40788	286	30	30				
<hr/>																
TOTALS	RPI 1-25	RPI 26-50		W-L RECORDS		RPI 51-100		RPI 101-150		RPI 150+						
3-7-5	0-1-0	0-0-0		OVERALL		0-1-1		0-0-1		3-5-3						
2-2-4	0-0-0	0-0-0		HOME		0-1-1		0-0-0		2-1-3						
1-5-1	0-1-0	0-0-0		AWAY		0-0-0		0-0-1		1-4-0						
0-0-0	0-0-0	0-0-0		NEUTRAL		0-0-0		0-0-0		0-0-0						
<hr/>																
0-4-1	0-1-0	0-0-0		NON-CONFERENCE		0-1-0		0-0-0		0-2-1						
0-2-1	0-0-0	0-0-0		HOME		0-1-0		0-0-0		0-1-1						
0-2-0	0-1-0	0-0-		AWAY		0-0-0		0-0-0		0-1-0						
0-0-0	0-0-0	0-0-0		NEUTRAL		0-0-0		0-0-0		0-0-0						
<hr/>																
3-3-4	0-0-0	0-0-0		CONFERENCE		0-0-1		0-0-1		3-3-2						
2-0-3	0-0-0	0-0-0		HOME		0-0-1		0-0-0		2-0-2						
1-3-1	0-0-0	0-0-0		AWAY		0-0-0		0-0-1		1-3-0						
0-0-0	0-0-0	0-0-0		NEUTRAL		0-0-0		0-0-0		0-0-0						
<hr/>																
RPI	S	Opponent	Score		RPI	S	Opponent	Score		RPI	S	Opponent	Score			
5	A	Georgetown	0	5						144	A	Fairfield	0	0		
										71	H	Brown	0	1		
										179	H	Saint Joseph's	2	3		
										221	A	Iona	0	1		
										234	H	Siena	1	1		
										235	H	Rider	2	0		
										237	A	Marist	0	3		
										243	A	Vermont	0	1		
										288	H	Niagara	1	1		
										290	H	Holy Cross	0	0		
										301	H	Manhattan	1	0		
										309	A	Canisius	1	2		
										319	A	Saint Peter's	3	0		
<hr/>																
LAST 10 GAMES																
					65	H	Monmouth	0	0			221	A	Iona	0	1
					301	H	Manhattan	1	0			144	A	Fairfield	0	0
					309	A	Canisius	1	2			235	H	Rider	2	0
					237	A	Marist	0	3			234	H	Siena	1	1
					288	H	Niagara	1	1			319	A	Saint Peter's	3	0

Non-Div. I Games:

Quinnipiac

Average RPI Win: 243		WON-LOST	WINNING	LAST 10	STRENGTH OF		OPP. STRENGTH	TEAM	ADJ		CONF.	ADJ CONF.	
Average RPI Loss: 182		RECORD	PCT. RANK	GAMES	SCHEDULE		OF SCHEDULE	RPI	RPI		RPI	RPI	
DIV. I ONLY		5-9-3	.38235	233	2-7-1		226	239	246	.44245	249	20	20
DIV. I NON-CONF.		3-2-2	.57143	128	0-0-0		211	246	159	.48998	163	20	20
TOTALS		RPI 1-25	RPI 26-50		W-L RECORDS		RPI 51-100		RPI 101-150		RPI 150+		
5-9-3		0-0-0	0-0-0		OVERALL		0-1-0		0-3-1		5-5-2		
3-6-2		0-0-0	0-0-0		HOME		0-0-0		0-2-0		3-4-2		
2-3-1		0-0-0	0-0-0		AWAY		0-1-0		0-1-1		2-1-0		
0-0-0		0-0-0	0-0-0		NEUTRAL		0-0-0		0-0-0		0-0-0		
3-2-2		0-0-0	0-0-0		NON-CONFERENCE		0-1-0		0-0-0		3-1-2		
2-1-2		0-0-0	0-0-0		HOME		0-0-0		0-0-0		2-1-2		
1-1-0		0-0-0	0-0-		AWAY		0-1-0		0-0-0		1-0-0		
0-0-0		0-0-0	0-0-0		NEUTRAL		0-0-0		0-0-0		0-0-0		
2-7-1		0-0-0	0-0-0		CONFERENCE		0-0-0		0-3-1		2-4-0		
1-5-0		0-0-0	0-0-0		HOME		0-0-0		0-2-0		1-3-0		
1-2-1		0-0-0	0-0-0		AWAY		0-0-0		0-1-1		1-1-0		
0-0-0		0-0-0	0-0-0		NEUTRAL		0-0-0		0-0-0		0-0-0		
RPI S	Opponent	Score	RPI S	Opponent	Score	RPI S	Opponent	Score	RPI S	Opponent	Score		
						68 A	Michigan St.	0 2	102 A	Eastern Mich.	1 1		
									139 H	Miami (OH)	0 1		
									146 A	Western Mich.	1 2		
									148 H	Central Mich.	0 1		
									151 H	Austin Peay	1 0		
									171 H	Cornell	0 0		
									181 H	Kent St.	0 1		
									197 A	St. Bonaventure	2 1		
									198 H	Ohio	0 1		
									207 H	Ball St.	0 1		
									210 H	Duquesne	0 0		
									244 A	Toledo	3 1		
									259 A	Northern Ill.	1 2		
									288 H	Niagara	1 2		
									310 H	Bowling Green	1 0		
									311 H	Youngstown St.	1 0		
LAST 10 GAMES													
						146 A	Western Mich.	1 2	181 H	Kent St.	0 1		
						102 A	Eastern Mich.	1 1	259 A	Northern Ill.	1 2		
						148 H	Central Mich.	0 1	244 A	Toledo	3 1		
						310 H	Bowling Green	1 0	139 H	Miami (OH)	0 1		
						198 H	Ohio	0 1	207 H	Ball St.	0 1		

Non-Div. I Games:

Buffalo

Average RPI Win:	196	WON-LOST RECORD	WINNING PCT. RANK	LAST 10 GAMES	STRENGTH OF SCHEDULE	OPP. STRENGTH OF SCHEDULE	TEAM RPI	ADJ RPI	CONF. RPI	ADJ CONF. RPI	
DIV. I ONLY		3-14-0	.17647 307	0-10-0	104	95	252	.44156 250	9	9	
DIV. I NON-CONF.		3-8-0	.27273 274	0-4-0	82	77	197	.47573 196	8	8	
<hr/>											
TOTALS	RPI 1-25	RPI 26-50		W-L RECORDS	RPI 51-100		RPI 101-150		RPI 150+		
3-14-0	0-4-0	0-0-0		OVERALL	0-4-0		0-3-0		3-3-0		
3-6-0	0-2-0	0-0-0		HOME	0-1-0		0-1-0		3-2-0		
0-8-0	0-2-0	0-0-0		AWAY	0-3-0		0-2-0		0-1-0		
0-0-0	0-0-0	0-0-0		NEUTRAL	0-0-0		0-0-0		0-0-0		
3-8-0	0-2-0	0-0-0		NON-CONFERENCE	0-3-0		0-2-0		3-1-0		
3-2-0	0-1-0	0-0-0		HOME	0-1-0		0-0-0		3-0-0		
0-6-0	0-1-0	0-0-		AWAY	0-2-0		0-2-0		0-1-0		
0-0-0	0-0-0	0-0-0		NEUTRAL	0-0-0		0-0-0		0-0-0		
0-6-0	0-2-0	0-0-0		CONFERENCE	0-1-0		0-1-0		0-2-0		
0-4-0	0-1-0	0-0-0		HOME	0-0-0		0-1-0		0-2-0		
0-2-0	0-1-0	0-0-0		AWAY	0-1-0		0-0-0		0-0-0		
0-0-0	0-0-0	0-0-0		NEUTRAL	0-0-0		0-0-0		0-0-0		
<hr/>											
RPI S	Opponent	Score	RPI S	Opponent	Score	RPI S	Opponent	Score	RPI S	Opponent	Score
2 H	UCLA	0 3				74 H	UC Irvine	0 3	116 A	Southern California	1 5
16 A	Stanford	0 4				76 A	Long Beach St.	0 1	125 A	Cal Poly	0 3
18 H	Portland	0 2				86 A	San Diego	1 2	149 H	St. Mary's (CA)	1 3
20 A	BYU	0 2				94 A	Cal St. Fullerton	0 1	160 H	UC Santa Barbara	1 0
									169 H	Northeastern	1 0
									195 A	Cal St. Northridge	1 2
									228 H	Gonzaga	1 3
									258 H	Montana	2 1
									273 H	Pacific	0 1
<hr/>											
			LAST 10 GAMES								
			273 H	Pacific	0 1	18 H	Portland	0 2			
			149 H	St. Mary's (CA)	1 3	195 A	Cal St. Northridge	1 2			
			20 A	BYU	0 2	2 H	UCLA	0 3			
			86 A	San Diego	1 2	74 H	UC Irvine	0 3			
			228 H	Gonzaga	1 3	116 A	Southern California	1 5			

Non-Div. I Games:

Loyola Marymount

Average RPI Win: 276		WON-LOST	WINNING	LAST 10	STRENGTH OF		OPP. STRENGTH	TEAM	ADJ		CONF.	ADJ CONF.		
Average RPI Loss: 162		RECORD	PCT. RANK	GAMES	SCHEDULE		OF SCHEDULE	RPI	RPI		RPI	RPI		
DIV. I ONLY		5-11-2	.33333	265	5-4-1		174	270	251	.44087	251	28	28	
DIV. I NON-CONF.		1-7-1	.16667	295	1-0-0		108	207	266	.42766	265	28	28	
TOTALS		RPI 1-25	RPI 26-50		W-L RECORDS		RPI 51-100		RPI 101-150		RPI 150+			
5-11-2		0-1-0	0-2-0		OVERALL		0-0-0		0-0-1		5-8-1			
2-5-2		0-0-0	0-0-0		HOME		0-0-0		0-0-1		2-5-1			
3-6-0		0-1-0	0-2-0		AWAY		0-0-0		0-0-0		3-3-0			
0-0-0		0-0-0	0-0-0		NEUTRAL		0-0-0		0-0-0		0-0-0			
1-7-1		0-1-0	0-2-0		NON-CONFERENCE		0-0-0		0-0-1		1-4-0			
0-3-1		0-0-0	0-0-0		HOME		0-0-0		0-0-1		0-3-0			
1-4-0		0-1-0	0-0-		AWAY		0-0-0		0-0-0		1-1-0			
0-0-0		0-0-0	0-0-0		NEUTRAL		0-0-0		0-0-0		0-0-0			
4-4-1		0-0-0	0-0-0		CONFERENCE		0-0-0		0-0-0		4-4-1			
2-2-1		0-0-0	0-0-0		HOME		0-0-0		0-0-0		2-2-1			
2-2-0		0-0-0	0-0-0		AWAY		0-0-0		0-0-0		2-2-0			
0-0-0		0-0-0	0-0-0		NEUTRAL		0-0-0		0-0-0		0-0-0			
RPI	S	Opponent	Score		RPI	S	Opponent	Score		RPI	S	Opponent	Score	
21	A	West Virginia	0	4	27	A	Kentucky	0	7	127	H	Xavier	0	0
					32	A	Indiana	0	5	151	H	Austin Peay	3	2
										159	H	Western Caro.	0	2
										173	H	UT Martin	0	1
										174	H	Southeast Mo. St.	0	0
										191	A	SIU Edwardsville	1	2
										198	H	Ohio	1	5
										203	H	Evansville	0	3
										231	H	Belmont	1	2
										256	A	UNC Asheville	1	2
										286	H	Murray St.	2	0
										294	A	Eastern Ill.	0	1
										303	A	Jacksonville St.	1	0
										315	A	Tennessee Tech	3	1
										324	A	Alabama A&M	3	2
LAST 10 GAMES														
					315	A	Tennessee Tech	3	1	174	H	Southeast Mo. St.	0	0
					231	H	Belmont	1	2	294	A	Eastern Ill.	0	1
					151	H	Austin Peay	3	2	191	A	SIU Edwardsville	1	2
					286	H	Murray St.	2	0	324	A	Alabama A&M	3	2
					173	H	UT Martin	0	1	303	A	Jacksonville St.	1	0

Non-Div. I Games:

Eastern Ky.

Average RPI Win:	253	WON-LOST	WINNING	LAST 10	STRENGTH OF	OPP. STRENGTH	TEAM	ADJ	CONF.	ADJ CONF.		
Average RPI Loss:	129	RECORD	PCT. RANK	GAMES	SCHEDULE	OF SCHEDULE	RPI	RPI	RPI	RPI		
DIV. I ONLY		4-10-1	.3	281	3-5-0	170	156	249	.43992	252	15	15
DIV. I NON-CONF.		1-5-1	.21429	289	0-0-0	184	153	275	.41662	278	18	19
<hr/>												
TOTALS	RPI 1-25	RPI 26-50		W-L RECORDS		RPI 51-100		RPI 101-150		RPI 150+		
4-10-1	0-0-0	0-1-0		OVERALL		0-4-0		0-2-0		4-3-1		
1-6-1	0-0-0	0-0-0		HOME		0-2-0		0-2-0		1-2-1		
2-4-0	0-0-0	0-1-0		AWAY		0-2-0		0-0-0		2-1-0		
1-0-0	0-0-0	0-0-0		NEUTRAL		0-0-0		0-0-0		1-0-0		
<hr/>												
1-5-1	0-0-0	0-0-0		NON-CONFERENCE		0-3-0		0-1-0		1-1-1		
0-2-1	0-0-0	0-0-0		HOME		0-1-0		0-1-0		0-0-1		
0-3-0	0-0-0	0-0-		AWAY		0-2-0		0-0-0		0-1-0		
1-0-0	0-0-0	0-0-0		NEUTRAL		0-0-0		0-0-0		1-0-0		
<hr/>												
3-5-0	0-0-0	0-1-0		CONFERENCE		0-1-0		0-1-0		3-2-0		
1-4-0	0-0-0	0-0-0		HOME		0-1-0		0-1-0		1-2-0		
2-1-0	0-0-0	0-1-0		AWAY		0-0-0		0-0-0		2-0-0		
0-0-0	0-0-0	0-0-0		NEUTRAL		0-0-0		0-0-0		0-0-0		
<hr/>												
RPI S	Opponent	Score	RPI S	Opponent	Score	RPI S	Opponent	Score	RPI S	Opponent	Score	
			43 A	Stephen F. Austin	0 2	63 H	Oral Roberts	0 3	124 H	TCU	1 2	
			70 H	UTEP	0 1	147 H	Nicholls St.	0 1				
			92 A	North Texas	0 1	190 H	Northwestern St.	1 2				
			93 A	Tulsa	1 2	209 A	Lamar	1 0				
			211 H	Central Ark.	0 1							
			230 N	Utah Valley	1 0							
			245 H	Houston	0 0							
			258 A	Montana	0 1							
			267 A	McNeese St.	3 0							
			306 H	A&M-Corpus Christi	4 0							
			LAST 10 GAMES									
			306 H	A&M-Corpus Christi	4 0	43 A	Stephen F. Austin	0 2				
			147 H	Nicholls St.	0 1	209 A	Lamar	1 0				
			211 H	Central Ark.	0 1	190 H	Northwestern St.	1 2				
			63 H	Oral Roberts	0 3	245 H	Houston	0 0				
			267 A	McNeese St.	3 0	70 H	UTEP	0 1				

Non-Div. I Games:	Incarnate Word	2	1	Abilene Christian	0	1
-------------------	----------------	---	---	-------------------	---	---

Houston Baptist

Average RPI Win:	174	WON-LOST	WINNING	LAST 10	STRENGTH OF	OPP. STRENGTH	TEAM	ADJ	CONF.	ADJ CONF.	
Average RPI Loss:	114	RECORD	PCT. RANK	GAMES	SCHEDULE	OF SCHEDULE	RPI	RPI	RPI	RPI	
DIV. I ONLY	2-14-1	.14706	314	0-9-1	90	104	257	.43841	253	10	10
DIV. I NON-CONF.	2-7-0	.22222	285	0-2-0	81	102	215	.46302	214	9	9
<hr/>											
TOTALS	RPI 1-25	RPI 26-50		W-L RECORDS	RPI 51-100		RPI 101-150		RPI 150+		
2-14-1	0-0-0	0-4-0		OVERALL	1-3-0		0-2-1		1-5-0		
2-5-1	0-0-0	0-0-0		HOME	1-0-0		0-1-1		1-4-0		
0-9-0	0-0-0	0-4-0		AWAY	0-3-0		0-1-0		0-1-0		
0-0-0	0-0-0	0-0-0		NEUTRAL	0-0-0		0-0-0		0-0-0		
<hr/>											
2-7-0	0-0-0	0-2-0		NON-CONFERENCE	1-2-0		0-1-0		1-2-0		
2-2-0	0-0-0	0-0-0		HOME	1-0-0		0-0-0		1-2-0		
0-5-0	0-0-0	0-0-		AWAY	0-2-0		0-1-0		0-0-0		
0-0-0	0-0-0	0-0-0		NEUTRAL	0-0-0		0-0-0		0-0-0		
<hr/>											
0-7-1	0-0-0	0-2-0		CONFERENCE	0-1-0		0-1-1		0-3-0		
0-3-1	0-0-0	0-0-0		HOME	0-0-0		0-1-1		0-2-0		
0-4-0	0-0-0	0-2-0		AWAY	0-1-0		0-0-0		0-1-0		
0-0-0	0-0-0	0-0-0		NEUTRAL	0-0-0		0-0-0		0-0-0		
<hr/>											
RPI S	Opponent	Score	RPI S	Opponent	Score	RPI S	Opponent	Score	RPI S	Opponent	Score
			39 A	Georgia	1 5	54 A	Illinois	2 6	105 H	Delaware	1 1
			41 A	James Madison	0 3	67 H	VCU	2 1	112 A	Charlotte	0 6
			42 A	William & Mary	1 5	89 A	Auburn	0 3	138 H	Drexel	1 4
			45 A	DePaul	1 3	100 A	Hofstra	2 3	167 A	UNC Wilmington	0 1
									169 H	Northeastern	0 3
									181 H	Kent St.	0 1
									202 H	North Florida	0 1
									218 H	Towson	1 2
									281 H	Charleston So.	2 1

Non-Div. I Games:

Col. of Charleston

Average RPI Win:	236	WON-LOST RECORD	WINNING PCT. RANK	LAST 10 GAMES	STRENGTH OF SCHEDULE	OPP. STRENGTH OF SCHEDULE	TEAM RPI	ADJ RPI	CONF. RPI	ADJ CONF. RPI	
Average RPI Loss:	190										
DIV. I ONLY	4-7-4	.4	226	2-5-2	256	249	253	.43828	254	17	17
DIV. I NON-CONF.	3-2-4	.55556	137	1-0-2	224	278	186	.47805	191	16	16
<hr/>											
TOTALS	RPI 1-25	RPI 26-50		W-L RECORDS	RPI 51-100		RPI 101-150		RPI 150+		
4-7-4	0-0-0	0-0-1		OVERALL	0-0-0		1-2-0		3-5-3		
4-2-1	0-0-0	0-0-0		HOME	0-0-0		1-1-0		3-1-1		
0-5-3	0-0-0	0-0-1		AWAY	0-0-0		0-1-0		0-4-2		
0-0-0	0-0-0	0-0-0		NEUTRAL	0-0-0		0-0-0		0-0-0		
<hr/>											
3-2-4	0-0-0	0-0-1		NON-CONFERENCE	0-0-0		0-0-0		3-2-3		
3-0-1	0-0-0	0-0-0		HOME	0-0-0		0-0-0		3-0-1		
0-2-3	0-0-0	0-1-		AWAY	0-0-0		0-0-0		0-2-2		
0-0-0	0-0-0	0-0-0		NEUTRAL	0-0-0		0-0-0		0-0-0		
<hr/>											
1-5-0	0-0-0	0-0-0		CONFERENCE	0-0-0		1-2-0		0-3-0		
1-2-0	0-0-0	0-0-0		HOME	0-0-0		1-1-0		0-1-0		
0-3-0	0-0-0	0-0-0		AWAY	0-0-0		0-1-0		0-2-0		
0-0-0	0-0-0	0-0-0		NEUTRAL	0-0-0		0-0-0		0-0-0		
<hr/>											
RPI S	Opponent	Score	RPI S	Opponent	Score	RPI S	Opponent	Score	RPI S	Opponent	Score
			45 A	DePaul	0 0				107 A	Milwaukee	0 2
									108 H	Wright St.	0 1
									130 H	Oakland	2 0
									152 A	Detroit	0 1
									188 A	Indiana St.	0 4
									207 A	Ball St.	0 3
									222 H	Loyola Chicago	0 0
									255 H	Cleveland St.	0 1
									257 A	IUPUI	1 1
									259 H	Northern Ill.	1 0
									260 H	Western Ill.	3 1
									279 A	Drake	1 1
									294 H	Eastern Ill.	2 0
									311 A	Youngstown St.	1 2
<hr/>											
LAST 10 GAMES											
			108 H	Wright St.	0 1		222 H	Loyola Chicago	0 0		
			107 A	Milwaukee	0 2		130 H	Oakland	2 0		
			255 H	Cleveland St.	0 1		259 H	Northern Ill.	1 0		
			152 A	Detroit	0 1		45 A	DePaul	0 0		
			311 A	Youngstown St.	1 2		279 A	Drake	1 1		

Non-Div. I Games: Michigan Tech 0 1

Green Bay

Average RPI Win: 272		WON-LOST	WINNING	LAST 10	STRENGTH OF		OPP. STRENGTH	TEAM	ADJ	CONF.	ADJ CONF.		
Average RPI Loss: 160		RECORD	PCT. RANK	GAMES	SCHEDULE		OF SCHEDULE	RPI	RPI	RPI	RPI		
DIV. I ONLY		7-8-1	.46875	180	4-4-1		304	235	258	.43628	255	17	17
DIV. I NON-CONF.		5-4-1	.55	143	2-0-1		305	256	239	.44371	238	16	16
TOTALS		RPI 1-25	RPI 26-50		W-L RECORDS		RPI 51-100		RPI 101-150		RPI 150+		
7-8-1	0-0-0	0-0-0		OVERALL		0-1-0		0-3-0		7-4-1			
5-3-1	0-0-0	0-0-0		HOME		0-0-0		0-2-0		5-1-1			
2-5-0	0-0-0	0-0-0		AWAY		0-1-0		0-1-0		2-3-0			
0-0-0	0-0-0	0-0-0		NEUTRAL		0-0-0		0-0-0		0-0-0			
5-4-1	0-0-0	0-0-0		NON-CONFERENCE		0-1-0		0-1-0		5-2-1			
4-0-1	0-0-0	0-0-0		HOME		0-0-0		0-0-0		4-0-1			
1-4-0	0-0-0	0-0-		AWAY		0-1-0		0-1-0		1-2-0			
0-0-0	0-0-0	0-0-0		NEUTRAL		0-0-0		0-0-0		0-0-0			
2-4-0	0-0-0	0-0-0		CONFERENCE		0-0-0		0-2-0		2-2-0			
1-3-0	0-0-0	0-0-0		HOME		0-0-0		0-2-0		1-1-0			
1-1-0	0-0-0	0-0-0		AWAY		0-0-0		0-0-0		1-1-0			
0-0-0	0-0-0	0-0-0		NEUTRAL		0-0-0		0-0-0		0-0-0			
RPI S	Opponent	Score	RPI S	Opponent	Score	RPI S	Opponent	Score	RPI S	Opponent	Score		
						72 A	Miami (FL)	1 6	107 H	Milwaukee	0 2		
									130 H	Oakland	0 1		
									146 A	Western Mich.	0 1		
									152 H	Detroit	2 0		
									158 A	FIU	0 2		
									177 A	Valparaiso	1 2		
									181 A	Kent St.	0 1		
									198 H	Ohio	0 0		
									254 A	Green Bay	1 0		
									271 A	Akron	2 1		
									292 H	Robert Morris	3 0		
									309 H	Canisius	3 2		
									310 H	Bowling Green	2 1		
									311 H	Youngstown St.	0 1		
									314 H	UMass Lowell	2 0		
LAST 10 GAMES													
						130 H	Oakland	0 1	152 H	Detroit	2 0		
						254 A	Green Bay	1 0	271 A	Akron	2 1		
						311 H	Youngstown St.	0 1	198 H	Ohio	0 0		
						107 H	Milwaukee	0 2	292 H	Robert Morris	3 0		
						177 A	Valparaiso	1 2	314 H	UMass Lowell	2 0		

Non-Div. I Games: Madonna 5 1

Cleveland St.

Average RPI Win:		282	WON-LOST RECORD		WINNING PCT. RANK		LAST 10 GAMES		STRENGTH OF SCHEDULE		OPP. STRENGTH OF SCHEDULE		TEAM RPI		ADJ RPI		CONF. RPI		ADJ CONF. RPI		
DIV. I ONLY			5-10-2		.35294 250		2-6-2		188		306		254		.43618 256		21		22		
DIV. I NON-CONF.			3-4-0		.42857 204		0-0-0		247		322		259		.42819 263		26		27		
TOTALS		RPI 1-25		RPI 26-50		W-L RECORDS		RPI 51-100		RPI 101-150		RPI 150+									
5-10-2		0-0-0		0-0-0		OVERALL		0-1-0		0-4-2		5-5-0									
3-3-2		0-0-0		0-0-0		HOME		0-0-0		0-0-2		3-3-0									
2-7-0		0-0-0		0-0-0		AWAY		0-1-0		0-4-0		2-2-0									
0-0-0		0-0-0		0-0-0		NEUTRAL		0-0-0		0-0-0		0-0-0									
3-4-0		0-0-0		0-0-0		NON-CONFERENCE		0-0-0		0-2-0		3-2-0									
2-0-0		0-0-0		0-0-0		HOME		0-0-0		0-0-0		2-0-0									
1-4-0		0-0-0		0-0-		AWAY		0-0-0		0-2-0		1-2-0									
0-0-0		0-0-0		0-0-0		NEUTRAL		0-0-0		0-0-0		0-0-0									
2-6-2		0-0-0		0-0-0		CONFERENCE		0-1-0		0-2-2		2-3-0									
1-3-2		0-0-0		0-0-0		HOME		0-0-0		0-0-2		1-3-0									
1-3-0		0-0-0		0-0-0		AWAY		0-1-0		0-2-0		1-0-0									
0-0-0		0-0-0		0-0-0		NEUTRAL		0-0-0		0-0-0		0-0-0									
RPI	S	Opponent		Score	RPI	S	Opponent		Score	RPI	S	Opponent		Score	RPI	S	Opponent		Score		
										73	A	Radford		0 4	106	H	Liberty		0 0		
															133	H	High Point		1 1		
															134	A	Appalachian St.		0 2		
															137	A	Winthrop		0 1		
															142	A	Wofford		0 1		
															143	A	Coastal Caro.		0 5		
															164	H	Longwood		0 4		
															204	H	Presbyterian		0 1		
															251	H	Eastern Ky.		2 1		
															272	H	Campbell		1 0		
															277	H	USC Upstate		2 0		
															281	H	Charleston So.		0 3		
															287	A	Alabama St.		3 2		
															293	A	Chattanooga		1 2		
															320	A	South Carolina St.		0 1		
															321	A	VMI		1 0		
				LAST 10 GAMES																	
				164	H	Longwood	0 4	137	A	Winthrop	0 1										
				321	A	VMI	1 0	281	H	Charleston So.	0 3										
				143	A	Coastal Caro.	0 5	106	H	Liberty	0 0										
				133	H	High Point	1 1	204	H	Presbyterian	0 1										
				73	A	Radford	0 4	272	H	Campbell	1 0										

Non-Div. I Games: Mars Hill 1 0

UNC Asheville

Average RPI Win:		310	WON-LOST RECORD		WINNING PCT. RANK		LAST 10 GAMES		STRENGTH OF SCHEDULE		OPP. STRENGTH OF SCHEDULE		TEAM RPI		ADJ RPI		CONF. RPI		ADJ CONF. RPI	
DIV. I ONLY			3-9-4		.3125 272		1-7-2		167		299		261		.43505 257		24		24	
DIV. I NON-CONF.			3-5-3		.40909 212		1-3-1		217		295		236		.44415 234		24		24	
TOTALS		RPI 1-25		RPI 26-50				W-L RECORDS		RPI 51-100				RPI 101-150				RPI 150+		
3-9-4		0-1-0		0-0-0				OVERALL		0-1-0				0-1-0				3-6-4		
3-4-4		0-0-0		0-0-0				HOME		0-1-0				0-1-0				3-2-4		
0-5-0		0-1-0		0-0-0				AWAY		0-0-0				0-0-0				0-4-0		
0-0-0		0-0-0		0-0-0				NEUTRAL		0-0-0				0-0-0				0-0-0		
3-5-3		0-0-0		0-0-0				NON-CONFERENCE		0-1-0				0-1-0				3-3-3		
3-2-3		0-0-0		0-0-0				HOME		0-1-0				0-1-0				3-0-3		
0-3-0		0-0-0		0-0-				AWAY		0-0-0				0-0-0				0-3-0		
0-0-0		0-0-0		0-0-0				NEUTRAL		0-0-0				0-0-0				0-0-0		
0-4-1		0-1-0		0-0-0				CONFERENCE		0-0-0				0-0-0				0-3-1		
0-2-1		0-0-0		0-0-0				HOME		0-0-0				0-0-0				0-2-1		
0-2-0		0-1-0		0-0-0				AWAY		0-0-0				0-0-0				0-1-0		
0-0-0		0-0-0		0-0-0				NEUTRAL		0-0-0				0-0-0				0-0-0		
RPI	S	Opponent		Score		RPI	S	Opponent		Score		RPI	S	Opponent		Score				
13	A	Denver		0 6								51	H	Butler		0 1				
														130 H Oakland		0 1				
														177 H Valparaiso		0 0				
														187 H South Dakota St.		0 1				
														188 A Indiana St.		0 4				
														191 A SIU Edwardsville		0 2				
														203 A Evansville		0 1				
														207 H Ball St.		1 1				
														212 H IPFW		2 2				
														254 H Green Bay		1 1				
														260 A Western Ill.		2 5				
														264 H North Dakota St.		0 2				
														304 H Grand Canyon		2 0				
														310 H Bowling Green		1 0				
														317 H UNI		2 1				
LAST 10 GAMES																				
260	A	Western Ill.		2 5		187	H	South Dakota St.		0 1										
130	H	Oakland		0 1		264	H	North Dakota St.		0 2										
212	H	IPFW		2 2		317	H	UNI		2 1										
13	A	Denver		0 6		51	H	Butler		0 1										
188	A	Indiana St.		0 4		207	H	Ball St.		1 1										

Non-Div. I Games: Indianapolis 2 1

IUPUI

Average RPI Win:	266	WON-LOST RECORD	WINNING PCT. RANK	LAST 10 GAMES	STRENGTH OF SCHEDULE	OPP. STRENGTH OF SCHEDULE	TEAM RPI	ADJ RPI	CONF. RPI	ADJ CONF. RPI									
Average RPI Loss:	154																		
DIV. I ONLY	6-8-4	.44444	193	4-5-1	295	222	256	.4348	258	22	21								
DIV. I NON-CONF.	3-3-3	.5	148	1-0-0	308	221	262	.42876	262	22	22								
<hr/>																			
TOTALS	RPI 1-25	RPI 26-50		W-L RECORDS		RPI 51-100		RPI 101-150		RPI 150+									
6-8-4	0-0-0	0-0-0		OVERALL		0-1-0		0-5-0		6-2-4									
5-3-2	0-0-0	0-0-0		HOME		0-0-0		0-2-0		5-1-2									
1-5-2	0-0-0	0-0-0		AWAY		0-1-0		0-3-0		1-1-2									
0-0-0	0-0-0	0-0-0		NEUTRAL		0-0-0		0-0-0		0-0-0									
<hr/>																			
3-3-3	0-0-0	0-0-0		NON-CONFERENCE		0-1-0		0-1-0		3-1-3									
3-0-2	0-0-0	0-0-0		HOME		0-0-0		0-0-0		3-0-2									
0-3-1	0-0-0	0-0-		AWAY		0-1-0		0-1-0		0-1-1									
0-0-0	0-0-0	0-0-0		NEUTRAL		0-0-0		0-0-0		0-0-0									
<hr/>																			
3-5-1	0-0-0	0-0-0		CONFERENCE		0-0-0		0-4-0		3-1-1									
2-3-0	0-0-0	0-0-0		HOME		0-0-0		0-2-0		2-1-0									
1-2-1	0-0-0	0-0-0		AWAY		0-0-0		0-2-0		1-0-1									
0-0-0	0-0-0	0-0-0		NEUTRAL		0-0-0		0-0-0		0-0-0									
<hr/>																			
RPI	S	Opponent	Score	RPI	S	Opponent	Score	RPI	S	Opponent	Score								
								94	A	Cal St. Fullerton	0 2								
								109	H	Portland St.	0 1								
								115	A	Weber St.	0 2								
								120	A	Creighton	1 2								
								135	A	Northern Colo.	0 4								
								145	H	Northern Ariz.	1 2								
								183	A	Idaho St.	1 1								
								230	H	Utah Valley	3 1								
								238	H	Southern Utah	3 1								
								239	H	Wyoming	0 0								
								250	A	Loyola Marymount	1 2								
								252	H	Houston Baptist	1 0								
								262	H	Sacramento St.	0 3								
								266	H	Nevada	2 0								
								284	A	Neb. Omaha	3 3								
								289	H	Air Force	1 1								
								298	H	Eastern Wash.	1 0								
								312	A	North Dakota	3 0								
								LAST 10 GAMES											

Non-Div. I Games:

Montana

Average RPI Win: 239		WON-LOST	WINNING	LAST 10	STRENGTH OF		OPP. STRENGTH	TEAM	ADJ	CONF.	ADJ CONF.
Average RPI Loss: 176		RECORD	PCT. RANK	GAMES	SCHEDULE		OF SCHEDULE	RPI	RPI	RPI	RPI
DIV. I ONLY		5-9-3	.38235	233	4-3-2		237	281	255	.43431	259
DIV. I NON-CONF.		1-5-1	.21429	289	0-0-0		277	303	303	.3704	303
TOTALS		RPI 1-25	RPI 26-50		W-L RECORDS		RPI 51-100		RPI 101-150		RPI 150+
5-9-3	0-0-0	0-0-0		OVERALL		0-1-0		0-4-0		5-4-3	
5-0-1	0-0-0	0-0-0		HOME		0-0-0		0-0-0		5-0-1	
0-8-2	0-0-0	0-0-0		AWAY		0-1-0		0-4-0		0-3-2	
0-1-0	0-0-0	0-0-0		NEUTRAL		0-0-0		0-0-0		0-1-0	
1-5-1	0-0-0	0-0-0		NON-CONFERENCE		0-1-0		0-0-0		1-4-1	
1-0-1	0-0-0	0-0-0		HOME		0-0-0		0-0-0		1-0-1	
0-4-0	0-0-0	0-0-		AWAY		0-1-0		0-0-0		0-3-0	
0-1-0	0-0-0	0-0-0		NEUTRAL		0-0-0		0-0-0		0-1-0	
4-4-2	0-0-0	0-0-0		CONFERENCE		0-0-0		0-4-0		4-0-2	
4-0-0	0-0-0	0-0-0		HOME		0-0-0		0-0-0		4-0-0	
0-4-2	0-0-0	0-0-0		AWAY		0-0-0		0-4-0		0-0-2	
0-0-0	0-0-0	0-0-0		NEUTRAL		0-0-0		0-0-0		0-0-0	
RPI S	Opponent	Score	RPI S	Opponent	Score	RPI S	Opponent	Score	RPI S	Opponent	Score
						91 A	Purdue	1 4	102 A	Eastern Mich.	1 4
									139 A	Miami (OH)	0 2
									146 A	Western Mich.	2 4
									148 A	Central Mich.	0 3
									181 H	Kent St.	2 1
									187 A	South Dakota St.	1 2
									198 H	Ohio	2 1
									207 A	Ball St.	2 2
									222 A	Loyola Chicago	0 1
									249 H	Buffalo	2 1
									254 A	Green Bay	0 1
									260 H	Western Ill.	1 1
									271 H	Akron	2 0
									291 N	South Dakota	1 3
									294 H	Eastern Ill.	3 0
									310 A	Bowling Green	0 0
LAST 10 GAMES											
						271 H	Akron	2 0	148 A	Central Mich.	0 3
						198 H	Ohio	2 1	310 A	Bowling Green	0 0
						181 H	Kent St.	2 1	249 H	Buffalo	2 1
						207 A	Ball St.	2 2	146 A	Western Mich.	2 4
						139 A	Miami (OH)	0 2	102 A	Eastern Mich.	1 4

Non-Div. I Games: Lewis 2 1

Northern Ill.

Average RPI Win:	271	WON-LOST RECORD	WINNING PCT. RANK	LAST 10 GAMES	STRENGTH OF SCHEDULE	OPP. STRENGTH OF SCHEDULE	TEAM RPI	ADJ RPI	CONF. RPI	ADJ CONF. RPI		
DIV. I ONLY		7-8-2	.47059	176	3-5-2	306	220	260	.43412	260	24	24
DIV. I NON-CONF.		5-5-2	.5	148	1-2-2	323	231	282	.41206	282	24	24
<hr/>												
TOTALS	RPI 1-25	RPI 26-50		W-L RECORDS		RPI 51-100		RPI 101-150		RPI 150+		
7-8-2	0-1-0	0-0-0		OVERALL		0-0-0		1-2-0		6-5-2		
3-3-1	0-0-0	0-0-0		HOME		0-0-0		0-0-0		3-3-1		
3-5-1	0-1-0	0-0-0		AWAY		0-0-0		1-2-0		2-2-1		
1-0-0	0-0-0	0-0-0		NEUTRAL		0-0-0		0-0-0		1-0-0		
<hr/>												
5-5-2	0-0-0	0-0-0		NON-CONFERENCE		0-0-0		1-2-0		4-3-2		
1-1-1	0-0-0	0-0-0		HOME		0-0-0		0-0-0		1-1-1		
3-4-1	0-0-0	0-0-		AWAY		0-0-0		1-2-0		2-2-1		
1-0-0	0-0-0	0-0-0		NEUTRAL		0-0-0		0-0-0		1-0-0		
<hr/>												
2-3-0	0-1-0	0-0-0		CONFERENCE		0-0-0		0-0-0		2-2-0		
2-2-0	0-0-0	0-0-0		HOME		0-0-0		0-0-0		2-2-0		
0-1-0	0-1-0	0-0-0		AWAY		0-0-0		0-0-0		0-0-0		
0-0-0	0-0-0	0-0-0		NEUTRAL		0-0-0		0-0-0		0-0-0		
<hr/>												
RPI	S	Opponent	Score	RPI	S	Opponent	Score	RPI	S	Opponent	Score	
13	A	Denver	0 2					132	A	Iowa St.	0 2	
								146	A	Western Mich.	0 4	
								150	A	Northwestern	2 1	
								177	A	Valparaiso	0 2	
								187	H	South Dakota St.	0 1	
								212	H	IPFW	0 1	
								222	H	Loyola Chicago	1 1	
								241	H	Missouri St.	0 1	
								254	A	Green Bay	1 3	
								257	H	IUPUI	5 2	
								259	A	Northern Ill.	1 1	
								264	H	North Dakota St.	1 0	
								279	A	Drake	1 0	
								312	H	North Dakota	2 0	
								317	A	UNI	2 0	
								317	N	UNI	2 1	
<hr/>												
				LAST 10 GAMES								
				257	H	IUPUI	5 2	264	H	North Dakota St.	1 0	
				212	H	IPFW	0 1	187	H	South Dakota St.	0 1	
				222	H	Loyola Chicago	1 1	146	A	Western Mich.	0 4	
				13	A	Denver	0 2	177	A	Valparaiso	0 2	
				279	A	Drake	1 0	259	A	Northern Ill.	1 1	

Non-Div. I Games:

Western Ill.

Average RPI Win: 207		WON-LOST	WINNING	LAST 10	STRENGTH OF		OPP. STRENGTH	TEAM	ADJ		CONF.	ADJ CONF.				
Average RPI Loss: 182		RECORD	PCT. RANK	GAMES	SCHEDULE		OF SCHEDULE	RPI	RPI		RPI	RPI				
DIV. I ONLY		4-8-6	.38889	229	2-3-5		267	227	262		.43383	261				
DIV. I NON-CONF.		2-5-3	.35	242	0-0-2		276	198	277		.41745	276				
TOTALS		RPI 1-25	RPI 26-50		W-L RECORDS		RPI 51-100		RPI 101-150		RPI 150+					
4-8-6		0-0-0	0-0-0		OVERALL		1-2-1		0-1-0		3-5-5					
1-3-4		0-0-0	0-0-0		HOME		0-0-1		0-1-0		1-2-3					
2-4-2		0-0-0	0-0-0		AWAY		1-1-0		0-0-0		1-3-2					
1-1-0		0-0-0	0-0-0		NEUTRAL		0-1-0		0-0-0		1-0-0					
2-5-3		0-0-0	0-0-0		NON-CONFERENCE		1-1-1		0-1-0		1-3-2					
0-2-2		0-0-0	0-0-0		HOME		0-0-1		0-1-0		0-1-1					
1-2-1		0-0-0	0-0-		AWAY		1-0-0		0-0-0		0-2-1					
1-1-0		0-0-0	0-0-0		NEUTRAL		0-1-0		0-0-0		1-0-0					
2-3-3		0-0-0	0-0-0		CONFERENCE		0-1-0		0-0-0		2-2-3					
1-1-2		0-0-0	0-0-0		HOME		0-0-0		0-0-0		1-1-2					
1-2-1		0-0-0	0-0-0		AWAY		0-1-0		0-0-0		1-1-1					
0-0-0		0-0-0	0-0-0		NEUTRAL		0-0-0		0-0-0		0-0-0					
RPI	S	Opponent	Score	RPI	S	Opponent	Score	RPI	S	Opponent	Score	RPI	S	Opponent	Score	
								78	A	Harvard	2	1				
								90	A	Stony Brook	1	3				
								96	H	Dartmouth	0	0				
								98	N	Colgate	0	2				
												141	H	Providence	1	4
												161	A	Hartford	1	0
												169	H	Northeastern	1	1
												170	H	Maine	0	1
												175	A	UMBC	1	2
												205	H	Massachusetts	0	1
												223	H	Binghamton	0	0
												243	A	Vermont	1	1
												275	N	Sacred Heart	1	0
												280	A	Bryant	0	2
												290	A	Holy Cross	0	0
												297	A	Rhode Island	0	2
												307	H	Albany (NY)	1	1
												314	H	UMass Lowell	2	0
				LAST 10 GAMES												
				175	A	UMBC	1	2	96	H	Dartmouth	0	0			
				90	A	Stony Brook	1	3	161	A	Hartford	1	0			
				170	H	Maine	0	1	307	H	Albany (NY)	1	1			
				314	H	UMass Lowell	2	0	223	H	Binghamton	0	0			
				243	A	Vermont	1	1	290	A	Holy Cross	0	0			

Non-Div. I Games:

New Hampshire

Average RPI Win:	278	WON-LOST RECORD	WINNING PCT. RANK	LAST 10 GAMES	STRENGTH OF SCHEDULE	OPP. STRENGTH OF SCHEDULE	TEAM RPI	ADJ RPI	CONF. RPI	ADJ CONF. RPI	
DIV. I ONLY		6-9-2	.41176 213	4-5-1	285	251	264	.43286 262	22	21	
DIV. I NON-CONF.		3-4-1	.4375 197	1-0-0	299	258	272	.42056 273	22	22	
<hr/>											
TOTALS	RPI 1-25		RPI 26-50	W-L RECORDS		RPI 51-100		RPI 101-150		RPI 150+	
6-9-2	0-0-0		0-0-0	OVERALL		0-0-0		0-4-1		6-5-1	
3-3-2	0-0-0		0-0-0	HOME		0-0-0		0-2-1		3-1-1	
3-6-0	0-0-0		0-0-0	AWAY		0-0-0		0-2-0		3-4-0	
0-0-0	0-0-0		0-0-0	NEUTRAL		0-0-0		0-0-0		0-0-0	
3-4-1	0-0-0		0-0-0	NON-CONFERENCE		0-0-0		0-1-0		3-3-1	
1-1-1	0-0-0		0-0-0	HOME		0-0-0		0-0-0		1-1-1	
2-3-0	0-0-0		0-0-	AWAY		0-0-0		0-1-0		2-2-0	
0-0-0	0-0-0		0-0-0	NEUTRAL		0-0-0		0-0-0		0-0-0	
3-5-1	0-0-0		0-0-0	CONFERENCE		0-0-0		0-3-1		3-2-0	
2-2-1	0-0-0		0-0-0	HOME		0-0-0		0-2-1		2-0-0	
1-3-0	0-0-0		0-0-0	AWAY		0-0-0		0-1-0		1-2-0	
0-0-0	0-0-0		0-0-0	NEUTRAL		0-0-0		0-0-0		0-0-0	
RPI S	Opponent	Score	RPI S	Opponent	Score	RPI S	Opponent	Score	RPI S	Opponent	Score
									109 H	Portland St.	0 1
									115 A	Weber St.	1 3
									125 A	Cal Poly	0 4
									135 H	Northern Colo.	0 0
									145 H	Northern Ariz.	0 3
									168 H	UNLV	0 1
									182 H	Fresno St.	2 2
									183 A	Idaho St.	1 2
									189 A	UC Davis	0 1
									238 H	Southern Utah	4 0
									258 A	Montana	3 0
									266 A	Nevada	2 3
									273 A	Pacific	2 1
									285 A	Bakersfield	3 1
									298 A	Eastern Wash.	1 2
									300 H	San Jose St.	1 0
									312 H	North Dakota	1 0
<hr/>											
LAST 10 GAMES											
									298 A	Eastern Wash.	1 2
									258 A	Montana	3 0
									135 H	Northern Colo.	0 0
									312 H	North Dakota	1 0
									273 A	Pacific	2 1

Non-Div. I Games: Fresno Pacific 1 0

Sacramento St.

Average RPI Win:	255	WON-LOST RECORD	WINNING PCT. RANK	LAST 10 GAMES	STRENGTH OF SCHEDULE	OPP. STRENGTH OF SCHEDULE	TEAM RPI	ADJ RPI	CONF. RPI	ADJ CONF. RPI		
DIV. I ONLY		6-10-1	.38235	233	4-6-0	270	214	265	.43238	263	27	27
DIV. I NON-CONF.		2-7-1	.25	276	0-3-0	260	185	292	.3999	290	27	26
<hr/>												
TOTALS	RPI 1-25	RPI 26-50		W-L RECORDS		RPI 51-100		RPI 101-150		RPI 150+		
6-10-1	0-0-0	0-0-0		OVERALL		0-1-0		1-1-0		5-8-1		
3-4-0	0-0-0	0-0-0		HOME		0-0-0		1-0-0		2-4-0		
3-5-1	0-0-0	0-0-0		AWAY		0-1-0		0-1-0		3-3-1		
0-1-0	0-0-0	0-0-0		NEUTRAL		0-0-0		0-0-0		0-1-0		
<hr/>												
2-7-1	0-0-0	0-0-0		NON-CONFERENCE		0-1-0		1-1-0		1-5-1		
1-2-0	0-0-0	0-0-0		HOME		0-0-0		1-0-0		0-2-0		
1-4-1	0-0-0	0-0-		AWAY		0-1-0		0-1-0		1-2-1		
0-1-0	0-0-0	0-0-0		NEUTRAL		0-0-0		0-0-0		0-1-0		
<hr/>												
4-3-0	0-0-0	0-0-0		CONFERENCE		0-0-0		0-0-0		4-3-0		
2-2-0	0-0-0	0-0-0		HOME		0-0-0		0-0-0		2-2-0		
2-1-0	0-0-0	0-0-0		AWAY		0-0-0		0-0-0		2-1-0		
0-0-0	0-0-0	0-0-0		NEUTRAL		0-0-0		0-0-0		0-0-0		
<hr/>												
RPI	S	Opponent	Score	RPI	S	Opponent	Score	RPI	S	Opponent	Score	
						78 A	Harvard	0		1		
									105 A	Delaware	0	2
									122 H	Seton Hall	1	0
									153 H	Saint Francis (PA)	0	2
									155 A	Columbia	0	3
									156 H	Fairleigh Dickinson	0	2
									166 A	Wagner	0	1
									168 A	UNLV	2	3
									179 H	Saint Joseph's	0	1
									218 H	Towson	0	3
									237 A	Marist	1	1
									240 A	Central Conn. St.	1	0
									275 A	Sacred Heart	1	0
									280 H	Bryant	3	2
									283 N	New Mexico St.	0	1
									292 H	Robert Morris	3	2
									319 A	Saint Peter's	5	1
<hr/>												
LAST 10 GAMES												
						280 H	Bryant	3		2		
						292 H	Robert Morris	3		2		
						275 A	Sacred Heart	1		0		
						166 A	Wagner	0		1		
						240 A	Central Conn. St.	1		0		
						156 H	Fairleigh Dickinson	0		2		
						153 H	Saint Francis (PA)	0		2		
						155 A	Columbia	0		3		
						218 H	Towson	0		3		
						105 A	Delaware	0		2		

Non-Div. I Games:

LIU Brooklyn

Average RPI Win:		280	WON-LOST RECORD		WINNING PCT. RANK		LAST 10 GAMES		STRENGTH OF SCHEDULE		OPP. STRENGTH OF SCHEDULE		TEAM RPI		ADJ RPI		CONF. RPI		ADJ CONF. RPI		
DIV. I ONLY			6-9-0		.4	226	4-6-0		278		215		259		.43168	264		24		24	
DIV. I NON-CONF.			3-6-0		.33333	245	1-3-0		301		176		291		.39784	291		24		24	
TOTALS		RPI 1-25		RPI 26-50			W-L RECORDS			RPI 51-100			RPI 101-150			RPI 150+					
6-9-0		0-2-0		0-0-0			OVERALL			0-2-0			0-1-0			6-4-0					
4-2-0		0-0-0		0-0-0			HOME			0-0-0			0-1-0			4-1-0					
1-7-0		0-2-0		0-0-0			AWAY			0-2-0			0-0-0			1-3-0					
1-0-0		0-0-0		0-0-0			NEUTRAL			0-0-0			0-0-0			1-0-0					
3-6-0		0-1-0		0-0-0			NON-CONFERENCE			0-2-0			0-1-0			3-2-0					
2-2-0		0-0-0		0-0-0			HOME			0-0-0			0-1-0			2-1-0					
0-4-0		0-1-0		0-0-			AWAY			0-2-0			0-0-0			0-1-0					
1-0-0		0-0-0		0-0-0			NEUTRAL			0-0-0			0-0-0			1-0-0					
3-3-0		0-1-0		0-0-0			CONFERENCE			0-0-0			0-0-0			3-2-0					
2-0-0		0-0-0		0-0-0			HOME			0-0-0			0-0-0			2-0-0					
1-3-0		0-1-0		0-0-0			AWAY			0-0-0			0-0-0			1-2-0					
0-0-0		0-0-0		0-0-0			NEUTRAL			0-0-0			0-0-0			0-0-0					
RPI	S	Opponent		Score		RPI	S	Opponent		Score		RPI	S	Opponent		Score					
13	A	Denver		1	2					57	A	St. John's (NY)		0	5	113	H	Boise St.		0	1
22	A	Minnesota		1	4					100	A	Hofstra		1	3	187	A	South Dakota St.		0	1
																231	N	Belmont		2	0
																257	A	IUPUI		2	0
																260	A	Western Ill.		0	1
																284	H	Neb. Omaha		2	1
																291	H	South Dakota		1	0
																298	H	Eastern Wash.		0	3
																305	H	Colorado St.		1	0
																312	A	North Dakota		2	4
																313	H	Idaho		3	2
LAST 10 GAMES																					
						13	A	Denver		1	2	257	A	IUPUI		2	0				
						187	A	South Dakota St.		0	1	298	H	Eastern Wash.		0	3				
						291	H	South Dakota		1	0	305	H	Colorado St.		1	0				
						284	H	Neb. Omaha		2	1	113	H	Boise St.		0	1				
						260	A	Western Ill.		0	1	312	A	North Dakota		2	4				

Average RPI Win: 305		WON-LOST	WINNING	LAST 10	STRENGTH OF	OPP. STRENGTH	TEAM	ADJ	CONF.	ADJ CONF.		
Average RPI Loss: 169		RECORD	PCT. RANK	GAMES	SCHEDULE	OF SCHEDULE	RPI	RPI	RPI	RPI		
DIV. I ONLY		7-10-0	.41176	213	5-5-0	254	314	263	.43056	265	31	31
DIV. I NON-CONF.		3-10-0	.23077	284	1-5-0	186	276	284	.40718	287	31	31
<hr/>												
TOTALS		RPI 1-25		RPI 26-50		W-L RECORDS		RPI 51-100		RPI 101-150		RPI 150+
7-10-0		0-0-0		0-0-0		OVERALL		0-3-0		0-0-0		7-7-0
3-4-0		0-0-0		0-0-0		HOME		0-1-0		0-0-0		3-3-0
4-6-0		0-0-0		0-0-0		AWAY		0-2-0		0-0-0		4-4-0
0-0-0		0-0-0		0-0-0		NEUTRAL		0-0-0		0-0-0		0-0-0
3-10-0		0-0-0		0-0-0		NON-CONFERENCE		0-3-0		0-0-0		3-7-0
2-4-0		0-0-0		0-0-0		HOME		0-1-0		0-0-0		2-3-0
1-6-0		0-0-0		0-0-		AWAY		0-2-0		0-0-0		1-4-0
0-0-0		0-0-0		0-0-0		NEUTRAL		0-0-0		0-0-0		0-0-0
4-0-0		0-0-0		0-0-0		CONFERENCE		0-0-0		0-0-0		4-0-0
1-0-0		0-0-0		0-0-0		HOME		0-0-0		0-0-0		1-0-0
3-0-0		0-0-0		0-0-0		AWAY		0-0-0		0-0-0		3-0-0
0-0-0		0-0-0		0-0-0		NEUTRAL		0-0-0		0-0-0		0-0-0
RPI	S	Opponent	Score	RPI	S	Opponent	Score	RPI	S	Opponent	Score	
						51 H Penn	0 2			155 A Columbia	0 2	
						65 A Monmouth	0 3			166 A Wagner	0 4	
						90 A Stony Brook	1 2			171 A Cornell	0 4	
										210 A Duquesne	0 3	
										233 H Temple	0 2	
										235 H Rider	2 0	
										247 H Lafayette	0 2	
										296 A Howard	1 0	
										297 H Rhode Island	0 3	
										319 A Saint Peter's	3 2	
										320 A South Carolina St.	1 0	
										320 H South Carolina St.	3 1	
										321 H VMI	1 0	
										325 A Delaware St.	3 0	

Non-Div. I Games:

NJIT

N
e
v
a
d
a

Nevada

Average RPI Win: 255		WON-LOST RECORD		WINNING PCT. RANK		LAST 10 GAMES		STRENGTH OF SCHEDULE		OPP. STRENGTH OF SCHEDULE		TEAM RPI		ADJ RPI		CONF. RPI		ADJ CONF. RPI	
DIV. I ONLY		5-10-1		.34375 257		0-8-0		248		233		267		.42675 267		15		15	
DIV. I NON-CONF.		5-2-1		.6875 70		0-0-0		257		270		149		.50119 151		18		19	
TOTALS		RPI 1-25		RPI 26-50		W-L RECORDS		RPI 51-100		RPI 101-150		RPI 150+							
5-10-1		0-0-0		0-1-0		OVERALL		0-1-1		0-2-0		5-6-0							
5-5-0		0-0-0		0-0-0		HOME		0-0-0		0-1-0		5-4-0							
0-5-1		0-0-0		0-1-0		AWAY		0-1-1		0-1-0		0-2-0							
0-0-0		0-0-0		0-0-0		NEUTRAL		0-0-0		0-0-0		0-0-0							
5-2-1		0-0-0		0-0-0		NON-CONFERENCE		0-1-1		0-0-0		5-1-0							
5-1-0		0-0-0		0-0-0		HOME		0-0-0		0-0-0		5-1-0							
0-1-1		0-0-0		0-0-		AWAY		0-1-1		0-0-0		0-0-0							
0-0-0		0-0-0		0-0-0		NEUTRAL		0-0-0		0-0-0		0-0-0							
0-8-0		0-0-0		0-1-0		CONFERENCE		0-0-0		0-2-0		0-5-0							
0-4-0		0-0-0		0-0-0		HOME		0-0-0		0-1-0		0-3-0							
0-4-0		0-0-0		0-1-0		AWAY		0-0-0		0-1-0		0-2-0							
0-0-0		0-0-0		0-0-0		NEUTRAL		0-0-0		0-0-0		0-0-0							
RPI	S	Opponent		Score	RPI	S	Opponent		Score	RPI	S	Opponent		Score					
					43	A	Stephen F. Austin		0 2	56	A	Baylor		0 0					
										92	A	North Texas		0 2					

Non-Div. I Games: Abilene Christian 1 0 Incarnate Word 0 0

McNeese St.

Average RPI Win:	237	WON-LOST RECORD	WINNING PCT. RANK	LAST 10 GAMES	STRENGTH OF SCHEDULE	OPP. STRENGTH OF SCHEDULE	TEAM RPI	ADJ RPI	CONF. RPI	ADJ CONF. RPI	
Average RPI Loss:	199										
DIV. I ONLY	4-9-3	.34375	257	3-4-3	241	293	270	.42605	268	27	27
DIV. I NON-CONF.	2-5-2	.33333	245	1-0-2	197	287	263	.43124	259	27	26
<hr/>											
TOTALS	RPI 1-25	RPI 26-50		W-L RECORDS	RPI 51-100		RPI 101-150		RPI 150+		
4-9-3	0-0-0	0-0-0		OVERALL	0-1-0		0-0-0		4-8-3		
2-4-2	0-0-0	0-0-0		HOME	0-0-0		0-0-0		2-4-2		
2-5-1	0-0-0	0-0-0		AWAY	0-1-0		0-0-0		2-4-1		
0-0-0	0-0-0	0-0-0		NEUTRAL	0-0-0		0-0-0		0-0-0		
2-5-2	0-0-0	0-0-0		NON-CONFERENCE	0-1-0		0-0-0		2-4-2		
1-2-2	0-0-0	0-0-0		HOME	0-0-0		0-0-0		1-2-2		
1-3-0	0-0-0	0-0-		AWAY	0-1-0		0-0-0		1-2-0		
0-0-0	0-0-0	0-0-0		NEUTRAL	0-0-0		0-0-0		0-0-0		
2-4-1	0-0-0	0-0-0		CONFERENCE	0-0-0		0-0-0		2-4-1		
1-2-0	0-0-0	0-0-0		HOME	0-0-0		0-0-0		1-2-0		
1-2-1	0-0-0	0-0-0		AWAY	0-0-0		0-0-0		1-2-1		
0-0-0	0-0-0	0-0-0		NEUTRAL	0-0-0		0-0-0		0-0-0		
RPI	S	Opponent	Score	RPI	S	Opponent	Score	RPI	S	Opponent	Score
				51 A Penn 0 4				153 H Saint Francis (PA) 0 5			
								156 A Fairleigh Dickinson 2 3			
								166 H Wagner 3 0			
								175 A UMBC 1 0			
								200 H George Washington 0 0			
								218 A Towson 1 4			
								221 H Iona 1 1			
								226 H Bucknell 0 2			
								233 H Temple 0 1			
								235 A Rider 1 4			
								240 H Central Conn. St. 0 2			
								275 A Sacred Heart 1 2			
								280 A Bryant 2 1			
								292 A Robert Morris 0 0			
								325 H Delaware St. 3 1			
LAST 10 GAMES											
240 H Central Conn. St. 0 2				166 H Wagner 3 0							
153 H Saint Francis (PA) 0 5				156 A Fairleigh Dickinson 2 3							
280 A Bryant 2 1				325 H Delaware St. 3 1							
275 A Sacred Heart 1 2				200 H George Washington 0 0							
292 A Robert Morris 0 0				221 H Iona 1 1							

Non-Div. I Games:

Mt. St. Mary's

Average RPI Win:	279	WON-LOST RECORD	WINNING PCT. RANK	LAST 10 GAMES	STRENGTH OF SCHEDULE	OPP. STRENGTH OF SCHEDULE	TEAM RPI	ADJ RPI	CONF. RPI	ADJ CONF. RPI										
DIV. I ONLY		6-10-2	.38889	229	2-7-1	288	238	268	.42595	269	18	18								
DIV. I NON-CONF.		4-4-1	.5	148	0-1-0	307	260	265	.42663	267	19	18								
<hr/>																				
TOTALS	RPI 1-25	RPI 26-50		W-L RECORDS		RPI 51-100		RPI 101-150		RPI 150+										
6-10-2	0-0-0	0-0-0		OVERALL		0-2-0		0-3-0		6-5-2										
5-2-2	0-0-0	0-0-0		HOME		0-1-0		0-0-0		5-1-2										
1-8-0	0-0-0	0-0-0		AWAY		0-1-0		0-3-0		1-4-0										
0-0-0	0-0-0	0-0-0		NEUTRAL		0-0-0		0-0-0		0-0-0										
<hr/>																				
4-4-1	0-0-0	0-0-0		NON-CONFERENCE		0-1-0		0-2-0		4-1-1										
3-0-1	0-0-0	0-0-0		HOME		0-0-0		0-0-0		3-0-1										
1-4-0	0-0-0	0-0-		AWAY		0-1-0		0-2-0		1-1-0										
0-0-0	0-0-0	0-0-0		NEUTRAL		0-0-0		0-0-0		0-0-0										
<hr/>																				
2-6-1	0-0-0	0-0-0		CONFERENCE		0-1-0		0-1-0		2-4-1										
2-2-1	0-0-0	0-0-0		HOME		0-1-0		0-0-0		2-1-1										
0-4-0	0-0-0	0-0-0		AWAY		0-0-0		0-1-0		0-3-0										
0-0-0	0-0-0	0-0-0		NEUTRAL		0-0-0		0-0-0		0-0-0										
<hr/>																				
RPI	S	Opponent	Score	RPI	S	Opponent	Score	RPI	S	Opponent	Score									
						51	A	Butler	0	3	127	A	Xavier	0	1					
						69	H	FGCU	0	2	128	A	Jacksonville	2	3					
																130	A	Oakland	1	2
																157	A	Kennesaw St.	0	2
																192	A	Mercer	1	3
																199	H	Lipscomb	0	0
																202	A	North Florida	0	3
																216	A	Morehead St.	2	1
																220	H	Stetson	1	2
																246	H	East Tenn. St.	3	2
																277	H	USC Upstate	6	1
																286	H	Murray St.	0	0
																292	A	Robert Morris	0	1
																309	H	Canisius	6	1
																311	H	Youngstown St.	3	2
																315	H	Tennessee Tech	1	0
						<hr/>														
				LAST 10 GAMES																
				246 H East Tenn. St.		3		2		220 H Stetson				1		2				
				277 H USC Upstate		6		1		69 H FGCU				0		2				
				199 H Lipscomb		0		0		157 A Kennesaw St.				0		2				
				128 A Jacksonville		2		3		192 A Mercer				1		3				
				202 A North Florida		0		3		127 A Xavier				0		1				

Non-Div. I Games:

Northern Ky.

Average RPI Win:	216	WON-LOST RECORD	WINNING PCT. RANK	LAST 10 GAMES	STRENGTH OF SCHEDULE	OPP. STRENGTH OF SCHEDULE	TEAM RPI	ADJ RPI	CONF. RPI	ADJ CONF. RPI				
Average RPI Loss:	159													
DIV. I ONLY	2-11-3	.21875	302	1-7-2	150	193	271	.42543	270	16	16			
DIV. I NON-CONF.	1-5-2	.25	276	0-1-1	148	230	255	.43511	251	15	15			
<hr/>														
TOTALS	RPI 1-25	RPI 26-50		W-L RECORDS	RPI 51-100		RPI 101-150		RPI 150+					
2-11-3	0-0-0	0-1-0		OVERALL	0-3-0		0-1-0		2-6-3					
1-3-2	0-0-0	0-0-0		HOME	0-0-0		0-0-0		1-3-2					
1-8-1	0-0-0	0-1-0		AWAY	0-3-0		0-1-0		1-3-1					
0-0-0	0-0-0	0-0-0		NEUTRAL	0-0-0		0-0-0		0-0-0					
<hr/>														
1-5-2	0-0-0	0-0-0		NON-CONFERENCE	0-1-0		0-1-0		1-3-2					
0-2-1	0-0-0	0-0-0		HOME	0-0-0		0-0-0		0-2-1					
1-3-1	0-0-0	0-0-		AWAY	0-1-0		0-1-0		1-1-1					
0-0-0	0-0-0	0-0-0		NEUTRAL	0-0-0		0-0-0		0-0-0					
<hr/>														
1-6-1	0-0-0	0-1-0		CONFERENCE	0-2-0		0-0-0		1-3-1					
1-1-1	0-0-0	0-0-0		HOME	0-0-0		0-0-0		1-1-1					
0-5-0	0-0-0	0-1-0		AWAY	0-2-0		0-0-0		0-2-0					
0-0-0	0-0-0	0-0-0		NEUTRAL	0-0-0		0-0-0		0-0-0					
<hr/>														
RPI S	Opponent	Score	RPI S	Opponent	Score	RPI S	Opponent	Score	RPI S	Opponent	Score			
			50 A	Boston U.	0	1	59 A	Navy	0	3	105 A	Delaware	1	2
			83 A	La Salle	0	4	175 H	UMBC	1	1				
			98 A	Colgate	0	3	179 A	Saint Joseph's	0	1				
			196 H	George Mason	0	1								
			200 A	George Washington	1	1								
			214 H	American	2	0								
			217 H	Army	1	1								
			218 A	Towson	2	1								
			226 A	Bucknell	1	2								
			227 A	Lehigh	1	2								
			233 H	Temple	0	1								
			290 H	Holy Cross	0	1								
			<hr/>											
			LAST 10 GAMES											
			59 A	Navy	0	3	226 A	Bucknell	1	2				
214 H	American	2	0	98 A	Colgate	0	3							
50 A	Boston U.	0	1	200 A	George Washington	1	1							
227 A	Lehigh	1	2	290 H	Holy Cross	0	1							
217 H	Army	1	1	196 H	George Mason	0	1							

Non-Div. I Games:

Loyola Maryland

Average RPI Win: 257		WON-LOST RECORD	WINNING PCT. RANK		LAST 10 GAMES	STRENGTH OF SCHEDULE	OPP. STRENGTH OF SCHEDULE	TEAM RPI	ADJ RPI		CONF. RPI	ADJ CONF. RPI
Average RPI Loss: 168												
DIV. I ONLY		5-10-3	.36111	245	2-7-1	272	231	269	.42508	271	20	20
DIV. I NON-CONF.		3-3-2	.5	148	0-0-0	286	236	232	.4452	232	20	20
<hr/>												
TOTALS		RPI 1-25		RPI 26-50		W-L RECORDS		RPI 51-100		RPI 101-150		RPI 150+
5-10-3		0-0-0		0-1-0		OVERALL		0-1-0		1-3-1		4-5-2
2-4-1		0-0-0		0-1-0		HOME		0-0-0		1-1-0		1-2-1
2-6-2		0-0-0		0-0-0		AWAY		0-1-0		0-2-1		2-3-1
1-0-0		0-0-0		0-0-0		NEUTRAL		0-0-0		0-0-0		1-0-0
3-3-2		0-0-0		0-1-0		NON-CONFERENCE		0-1-0		0-0-1		3-1-1
0-2-0		0-0-0		0-1-0		HOME		0-0-0		0-0-0		0-1-0
2-1-2		0-0-0		0-0-		AWAY		0-1-0		0-0-1		2-0-1
1-0-0		0-0-0		0-0-0		NEUTRAL		0-0-0		0-0-0		1-0-0
2-7-1		0-0-0		0-0-0		CONFERENCE		0-0-0		1-3-0		1-4-1
2-2-1		0-0-0		0-0-0		HOME		0-0-0		1-1-0		1-1-1
0-5-0		0-0-0		0-0-0		AWAY		0-0-0		0-2-0		0-3-0
0-0-0		0-0-0		0-0-0		NEUTRAL		0-0-0		0-0-0		0-0-0
RPI	S	Opponent	Score	RPI	S	Opponent	Score	RPI	S	Opponent	Score	
				50	H	Boston U.	2 3	91	A	Purdue	0 5	
										102	A	Eastern Mich. 1 4
										131	A	Marshall 1 1
										139	H	Miami (OH) 2 1
										146	A	Western Mich. 0 3
										148	H	Central Mich. 0 2
										181	A	Kent St. 0 2
										198	H	Ohio 2 2
										207	H	Ball St. 0 2
										216	A	Morehead St. 2 1
										244	A	Toledo 0 1
										255	H	Cleveland St. 1 2
										259	A	Northern Ill. 0 2
										309	A	Canisius 2 1
										310	H	Bowling Green 2 1
										311	A	Youngstown St. 1 1
										312	N	North Dakota 4 1
<hr/>												
LAST 10 GAMES												
				102	A	Eastern Mich.	1 4	198	H	Ohio	2 2	
				146	A	Western Mich.	0 3	244	A	Toledo	0 1	
				310	H	Bowling Green	2 1	259	A	Northern Ill.	0 2	
				148	H	Central Mich.	0 2	207	H	Ball St.	0 2	
				181	A	Kent St.	0 2	139	H	Miami (OH)	2 1	

Non-Div. I Games:

Akron

Average RPI Win:	285	WON-LOST RECORD	WINNING PCT. RANK	LAST 10 GAMES	STRENGTH OF SCHEDULE	OPP. STRENGTH OF SCHEDULE	TEAM RPI	ADJ RPI	CONF. RPI	ADJ CONF. RPI										
Average RPI Loss:	161																			
DIV. I ONLY	6-10-0	.375	240	3-7-0	292	255	273	.42227	272	21	22									
DIV. I NON-CONF.	3-3-0	.5	148	0-0-0	325	197	286	.4102	285	26	27									
<hr/>																				
TOTALS	RPI 1-25	RPI 26-50		W-L RECORDS		RPI 51-100		RPI 101-150		RPI 150+										
6-10-0	0-0-0	0-0-0		OVERALL		0-2-0		0-4-0		6-4-0										
3-3-0	0-0-0	0-0-0		HOME		0-1-0		0-1-0		3-1-0										
2-6-0	0-0-0	0-0-0		AWAY		0-1-0		0-3-0		2-2-0										
1-1-0	0-0-0	0-0-0		NEUTRAL		0-0-0		0-0-0		1-1-0										
<hr/>																				
3-3-0	0-0-0	0-0-0		NON-CONFERENCE		0-1-0		0-1-0		3-1-0										
1-0-0	0-0-0	0-0-0		HOME		0-0-0		0-0-0		1-0-0										
1-2-0	0-0-0	0-0-		AWAY		0-1-0		0-1-0		1-0-0										
1-1-0	0-0-0	0-0-0		NEUTRAL		0-0-0		0-0-0		1-1-0										
<hr/>																				
3-7-0	0-0-0	0-0-0		CONFERENCE		0-1-0		0-3-0		3-3-0										
2-3-0	0-0-0	0-0-0		HOME		0-1-0		0-1-0		2-1-0										
1-4-0	0-0-0	0-0-0		AWAY		0-0-0		0-2-0		1-2-0										
0-0-0	0-0-0	0-0-0		NEUTRAL		0-0-0		0-0-0		0-0-0										
<hr/>																				
RPI S	Opponent	Score	RPI S	Opponent	Score	RPI S	Opponent	Score	RPI S	Opponent	Score									
						67 A	VCU	0	4	106 A	Liberty	0	7							
						73 H	Radford	0	2	131 A	Marshall	0	3							
										137 A	Winthrop	1	3							
										143 H	Coastal Caro.	1	4							
										164 A	Longwood	1	0							
										180 N	Richmond	0	2							
										204 A	Presbyterian	1	2							
										256 A	UNC Asheville	0	1							
										281 H	Charleston So.	3	2							
										306 A	A&M-Corpus Christi	2	1							
										308 H	Gardner-Webb	0	1							
										316 H	Francis Marion	3	2							
										321 H	VMI	4	0							
										322 N	Texas Southern	4	3							
						<hr/>														
									LAST 10 GAMES											
			321 H VMI			4			0			281 H Charleston So.			3			2		
			164 A Longwood			1			0			308 H Gardner-Webb			0			1		
			137 A Winthrop			1			3			73 H Radford			0			2		
			143 H Coastal Caro.			1			4			106 A Liberty			0			7		
			204 A Presbyterian			1			2			256 A UNC Asheville			0			1		

Non-Div. I Games: Mount Olive 6 0

Campbell

Average RPI Win: 202		WON-LOST	WINNING	LAST 10	STRENGTH OF		OPP. STRENGTH	TEAM	ADJ	CONF.	ADJ CONF.
Average RPI Loss: 123		RECORD	PCT. RANK	GAMES	SCHEDULE		OF SCHEDULE	RPI	RPI	RPI	RPI
DIV. I ONLY		3-10-3	.28125	287	3-6-1		253	102	272	.42062	273
DIV. I NON-CONF.		1-7-2	.2	291	1-3-0		290	161	302	.37073	302
TOTALS		RPI 1-25	RPI 26-50		W-L RECORDS		RPI 51-100		RPI 101-150		RPI 150+
3-10-3	0-2-0	0-2-0		OVERALL		0-1-0		1-1-0		2-4-3	
0-5-2	0-2-0	0-1-0		HOME		0-0-0		0-0-0		0-2-2	
2-5-0	0-0-0	0-1-0		AWAY		0-1-0		1-1-0		1-2-0	
1-0-1	0-0-0	0-0-0		NEUTRAL		0-0-0		0-0-0		1-0-1	
1-7-2	0-0-0	0-1-0		NON-CONFERENCE		0-1-0		0-1-0		1-4-2	
0-3-1	0-0-0	0-1-0		HOME		0-0-0		0-0-0		0-2-1	
0-4-0	0-0-0	0-0-		AWAY		0-1-0		0-1-0		0-2-0	
1-0-1	0-0-0	0-0-0		NEUTRAL		0-0-0		0-0-0		1-0-1	
2-3-1	0-2-0	0-1-0		CONFERENCE		0-0-0		1-0-0		1-0-1	
0-2-1	0-2-0	0-0-0		HOME		0-0-0		0-0-0		0-0-1	
2-1-0	0-0-0	0-1-0		AWAY		0-0-0		1-0-0		1-0-0	
0-0-0	0-0-0	0-0-0		NEUTRAL		0-0-0		0-0-0		0-0-0	
RPI S	Opponent	Score	RPI S	Opponent	Score	RPI S	Opponent	Score	RPI S	Opponent	Score
14 H	Santa Clara	0 2	36 A	Pepperdine	1 2	80 A	Missouri	1 5	126 A	Kansas	0 3
18 H	Portland	0 1	49 H	Iowa	0 2				149 A	St. Mary's (CA)	1 0
									160 A	UC Santa Barbara	0 1
									163 H	San Francisco	1 1
									189 H	UC Davis	0 1
									208 N	New Mexico	2 1
									227 N	Lehigh	1 1
									250 A	Loyola Marymount	1 0
									262 H	Sacramento St.	1 2
									279 H	Drake	1 1
									300 A	San Jose St.	2 3
LAST 10 GAMES											
250 A	Loyola Marymount	1 0	18 H	Portland	0 1						
36 A	Pepperdine	1 2	189 H	UC Davis	0 1						
14 H	Santa Clara	0 2	262 H	Sacramento St.	1 2						
163 H	San Francisco	1 1	300 A	San Jose St.	2 3						
149 A	St. Mary's (CA)	1 0	208 N	New Mexico	2 1						

Non-Div. I Games:

Pacific

Average RPI Win: 178		WON-LOST RECORD		WINNING PCT. RANK		LAST 10 GAMES		STRENGTH OF SCHEDULE		OPP. STRENGTH OF SCHEDULE		TEAM RPI		ADJ RPI		CONF. RPI		ADJ CONF. RPI	
DIV. I ONLY		1-12-3		.15625 312		1-6-3		119		174		274		.41996 274		12		12	
DIV. I NON-CONF.		0-6-1		.07143 312		0-0-1		33		220		241		.44292 240		12		12	
TOTALS		RPI 1-25		RPI 26-50		W-L RECORDS		RPI 51-100		RPI 101-150		RPI 150+							
1-12-3		0-0-0		0-0-0		OVERALL		0-2-1		0-3-0		1-7-2							
1-4-2		0-0-0		0-0-0		HOME		0-1-1		0-1-0		1-2-1							
0-6-1		0-0-0		0-0-0		AWAY		0-0-0		0-2-0		0-4-1							
0-2-0		0-0-0		0-0-0		NEUTRAL		0-1-0		0-0-0		0-1-0							
0-6-1		0-0-0		0-0-0		NON-CONFERENCE		0-2-1		0-1-0		0-3-0							
0-2-1		0-0-0		0-0-0		HOME		0-1-1		0-0-0		0-1-0							
0-2-0		0-0-0		0-0-		AWAY		0-0-0		0-1-0		0-1-0							
0-2-0		0-0-0		0-0-0		NEUTRAL		0-1-0		0-0-0		0-1-0							
1-6-2		0-0-0		0-0-0		CONFERENCE		0-0-0		0-2-0		1-4-2							
1-2-1		0-0-0		0-0-0		HOME		0-0-0		0-1-0		1-1-1							
0-4-1		0-0-0		0-0-0		AWAY		0-0-0		0-1-0		0-3-1							
0-0-0		0-0-0		0-0-0		NEUTRAL		0-0-0		0-0-0		0-0-0							
RPI S	Opponent	Score		RPI S	Opponent	Score		RPI S	Opponent	Score		RPI S	Opponent	Score					
								51 H	Penn	2	2	106 A	Liberty	0	2				
								73 H	Radford	0	1	114 H	UAB	0	2				
								83 N	La Salle	0	1	131 A	Marshall	0	1				
												154 A	Rice	2	5				
												158 A	FIU	0	4				
												172 H	Middle Tenn.	1	1				
												178 H	East Carolina	2	0				
												180 N	Richmond	1	3				
												194 H	UTSA	1	2				
												196 A	George Mason	0	3				
												200 H	George Washington	1	2				
												219 A	Southern Miss.	3	4				
												278 A	Fla. Atlantic	0	0				
LAST 10 GAMES																			

Non-Div. I Games:

Old Dominion

Average RPI Win:	241	WON-LOST	WINNING	LAST 10	STRENGTH OF	OPP. STRENGTH	TEAM	ADJ	CONF.	ADJ CONF.			
Average RPI Loss:	202	RECORD	PCT. RANK	GAMES	SCHEDULE	OF SCHEDULE	RPI	RPI	RPI	RPI			
DIV. I ONLY	5-10-1	.34375	257	4-5-1	281	243	276	.41813	275	27	27		
DIV. I NON-CONF.	3-7-0	.3	261	2-2-0	252	235	283	.41068	284	27	26		
<hr/>													
TOTALS	RPI 1-25	RPI 26-50		W-L RECORDS		RPI 51-100		RPI 101-150		RPI 150+			
5-10-1	0-0-0	0-0-0		OVERALL		1-1-0		0-0-0		4-9-1			
3-3-1	0-0-0	0-0-0		HOME		0-0-0		0-0-0		3-3-1			
2-6-0	0-0-0	0-0-0		AWAY		1-1-0		0-0-0		1-5-0			
0-1-0	0-0-0	0-0-0		NEUTRAL		0-0-0		0-0-0		0-1-0			
3-7-0	0-0-0	0-0-0		NON-CONFERENCE		1-1-0		0-0-0		2-6-0			
1-2-0	0-0-0	0-0-0		HOME		0-0-0		0-0-0		1-2-0			
2-4-0	0-0-0	0-0-		AWAY		1-1-0		0-0-0		1-3-0			
0-1-0	0-0-0	0-0-0		NEUTRAL		0-0-0		0-0-0		0-1-0			
2-3-1	0-0-0	0-0-0		CONFERENCE		0-0-0		0-0-0		2-3-1			
2-1-1	0-0-0	0-0-0		HOME		0-0-0		0-0-0		2-1-1			
0-2-0	0-0-0	0-0-0		AWAY		0-0-0		0-0-0		0-2-0			
0-0-0	0-0-0	0-0-0		NEUTRAL		0-0-0		0-0-0		0-0-0			
RPI	S	Opponent	Score	RPI	S	Opponent	Score	RPI	S	Opponent	Score		
						71 A	Brown	0	2	155 H	Columbia	0	1
						84 A	Yale	2	1	156 H	Fairleigh Dickinson	0	0
										161 A	Hartford	0	3
										166 A	Wagner	3	5
										171 H	Cornell	0	1
										240 H	Central Conn. St.	2	0
										243 A	Vermont	1	2
										247 A	Lafayette	2	3
										261 N	New Hampshire	0	1
										263 H	LIU Brooklyn	0	1
										268 H	Mt. St. Mary's	2	1
										280 A	Bryant	0	1
										297 A	Rhode Island	2	1
										314 H	UMass Lowell	5	1
<hr/>													
LAST 10 GAMES													
						156 H	Fairleigh Dickinson	0	0	166 A	Wagner	3	5
						263 H	LIU Brooklyn	0	1	161 A	Hartford	0	3
						268 H	Mt. St. Mary's	2	1	71 A	Brown	0	2
						240 H	Central Conn. St.	2	0	84 A	Yale	2	1
						280 A	Bryant	0	1	314 H	UMass Lowell	5	1

Non-Div. I Games:

Sacred Heart

Average RPI Win: 273		WON-LOST RECORD		WINNING PCT. RANK		LAST 10 GAMES		STRENGTH OF SCHEDULE		OPP. STRENGTH OF SCHEDULE		TEAM RPI		ADJ RPI		CONF. RPI		ADJ CONF. RPI	
DIV. I ONLY		6-12-1		.34211 264		2-8-0		271		287		278		.41725 276		19		19	
DIV. I NON-CONF.		5-5-1		.5 148		1-1-0		280		308		242		.44123 242		21		21	
TOTALS		RPI 1-25		RPI 26-50		W-L RECORDS		RPI 51-100		RPI 101-150		RPI 150+							
6-12-1		0-0-0		0-0-0		OVERALL		0-1-0		0-4-1		6-7-0							
5-4-1		0-0-0		0-0-0		HOME		0-0-0		0-1-1		5-3-0							
1-8-0		0-0-0		0-0-0		AWAY		0-1-0		0-3-0		1-4-0							
0-0-0		0-0-0		0-0-0		NEUTRAL		0-0-0		0-0-0		0-0-0							
5-5-1		0-0-0		0-0-0		NON-CONFERENCE		0-1-0		0-2-1		5-2-0							
4-1-1		0-0-0		0-0-0		HOME		0-0-0		0-1-1		4-0-0							
1-4-0		0-0-0		0-0-		AWAY		0-1-0		0-1-0		1-2-0							
0-0-0		0-0-0		0-0-0		NEUTRAL		0-0-0		0-0-0		0-0-0							
1-7-0		0-0-0		0-0-0		CONFERENCE		0-0-0		0-2-0		1-5-0							
1-3-0		0-0-0		0-0-0		HOME		0-0-0		0-0-0		1-3-0							
0-4-0		0-0-0		0-0-0		AWAY		0-0-0		0-2-0		0-2-0							
0-0-0		0-0-0		0-0-0		NEUTRAL		0-0-0		0-0-0		0-0-0							
RPI	S	Opponent		Score		RPI	S	Opponent		Score		RPI	S	Opponent		Score			

Non-Div. I Games:

La.-Monroe

Average RPI Win:		260	WON-LOST RECORD		WINNING PCT. RANK		LAST 10 GAMES		STRENGTH OF SCHEDULE		OPP. STRENGTH OF SCHEDULE		TEAM RPI		ADJ RPI		CONF. RPI		ADJ CONF. RPI	
Average RPI Loss:		185																		
DIV. I ONLY			4-11-3		.30556	275	2-7-1		230		288		275		.41718	277	18		18	
DIV. I NON-CONF.			3-4-2		.44444	191	1-0-0		256		315		249		.43518	250	19		18	
TOTALS		RPI 1-25		RPI 26-50			W-L RECORDS			RPI 51-100			RPI 101-150			RPI 150+				
4-11-3		0-0-0		0-0-0			OVERALL			0-2-0			1-1-1			3-8-2				
2-3-2		0-0-0		0-0-0			HOME			0-0-0			1-1-1			1-2-1				
2-8-0		0-0-0		0-0-0			AWAY			0-2-0			0-0-0			2-6-0				
0-0-1		0-0-0		0-0-0			NEUTRAL			0-0-0			0-0-0			0-0-1				
3-4-2		0-0-0		0-0-0			NON-CONFERENCE			0-1-0			0-1-1			3-2-1				
1-1-1		0-0-0		0-0-0			HOME			0-0-0			0-1-1			1-0-0				
2-3-0		0-0-0		0-0-			AWAY			0-1-0			0-0-0			2-2-0				
0-0-1		0-0-0		0-0-0			NEUTRAL			0-0-0			0-0-0			0-0-1				
1-7-1		0-0-0		0-0-0			CONFERENCE			0-1-0			1-0-0			0-6-1				
1-2-1		0-0-0		0-0-0			HOME			0-0-0			1-0-0			0-2-1				
0-5-0		0-0-0		0-0-0			AWAY			0-1-0			0-0-0			0-4-0				
0-0-0		0-0-0		0-0-0			NEUTRAL			0-0-0			0-0-0			0-0-0				
RPI	S	Opponent		Score	RPI	S	Opponent		Score	RPI	S	Opponent		Score	RPI	S	Opponent		Score	
										69	A	FGCU	0	7	128	H	Jacksonville	1	0	
										75	A	Furman	0	2	142	H	Wofford	0	0	
															143	H	Coastal Caro.	0	4	
															157	H	Kennesaw St.	1	3	
															192	H	Mercer	0	0	
															199	A	Lipscomb	1	4	
															202	H	North Florida	0	3	
															204	A	Presbyterian	0	1	
															220	A	Stetson	1	4	
															246	A	East Tenn. St.	1	7	
															256	A	UNC Asheville	0	2	
															269	A	Northern Ky.	1	6	
															281	A	Charleston So.	2	1	
															308	A	Gardner-Webb	1	0	
															320	N	South Carolina St.	0	0	
															321	H	VMI	2	1	
				LAST 10 GAMES																
				199	A	Lipscomb	1	4	220	A	Stetson	1	4							
				269	A	Northern Ky.	1	6	192	H	Mercer	0	0							
				202	H	North Florida	0	3	157	H	Kennesaw St.	1	3							
				128	H	Jacksonville	1	0	246	A	East Tenn. St.	1	7							
				69	A	FGCU	0	7	281	A	Charleston So.	2	1							

Non-Div. I Games:

USC Upstate

Average RPI Win:	181	WON-LOST RECORD	WINNING PCT. RANK	LAST 10 GAMES	STRENGTH OF SCHEDULE	OPP. STRENGTH OF SCHEDULE	TEAM RPI	ADJ RPI	CONF. RPI	ADJ CONF. RPI				
Average RPI Loss:	146													
DIV. I ONLY	4-10-4	.33333	265	2-5-3	298	111	277	.41651	278	12	12			
DIV. I NON-CONF.	2-6-1	.27778	270	0-1-0	313	106	301	.37384	300	12	12			
<hr/>														
TOTALS	RPI 1-25	RPI 26-50		W-L RECORDS	RPI 51-100		RPI 101-150		RPI 150+					
4-10-4	0-0-0	0-0-0		OVERALL	0-4-1		2-1-0		2-5-3					
0-7-1	0-0-0	0-0-0		HOME	0-4-0		0-0-0		0-3-1					
2-2-2	0-0-0	0-0-0		AWAY	0-0-1		2-1-0		0-1-1					
2-1-1	0-0-0	0-0-0		NEUTRAL	0-0-0		0-0-0		2-1-1					
<hr/>														
2-6-1	0-0-0	0-0-0		NON-CONFERENCE	0-3-0		0-1-0		2-2-1					
0-4-0	0-0-0	0-0-0		HOME	0-3-0		0-0-0		0-1-0					
0-1-0	0-0-0	0-0-		AWAY	0-0-0		0-1-0		0-0-0					
2-1-1	0-0-0	0-0-0		NEUTRAL	0-0-0		0-0-0		2-1-1					
<hr/>														
2-4-3	0-0-0	0-0-0		CONFERENCE	0-1-1		2-0-0		0-3-2					
0-3-1	0-0-0	0-0-0		HOME	0-1-0		0-0-0		0-2-1					
2-1-2	0-0-0	0-0-0		AWAY	0-0-1		2-0-0		0-1-1					
0-0-0	0-0-0	0-0-0		NEUTRAL	0-0-0		0-0-0		0-0-0					
<hr/>														
RPI S	Opponent	Score	RPI S	Opponent	Score	RPI S	Opponent	Score	RPI S	Opponent	Score			
						64 H	Memphis	0 4	112 A	Charlotte	3 1			
						70 H	UTEP	1 2	116 A	Southern California	0 2			
						72 H	Miami (FL)	1 2	131 A	Marshall	2 1			
						93 A	Tulsa	0 0	155 N	Columbia	2 1			
						95 H	Arizona	0 1	158 H	FIU	0 1			
									172 H	Middle Tenn.	0 1			
									178 A	East Carolina	0 1			
									185 N	Davidson	0 0			
									194 A	UTSA	0 0			
									225 N	Mississippi St.	1 3			
						274 H	Old Dominion	0 0						
						307 H	Albany (NY)	0 2						
						326 N	Ark.-Pine Bluff	10 0						

Non-Div. I Games:

Fla. Atlantic

Average RPI Win: 269		WON-LOST	WINNING	LAST 10	STRENGTH OF		OPP. STRENGTH	TEAM	ADJ		CONF.	ADJ CONF.		
Average RPI Loss: 189		RECORD	PCT. RANK	GAMES	SCHEDULE		OF SCHEDULE	RPI	RPI		RPI	RPI		
DIV. I ONLY		3-10-4	.29412	283	3-5-2		236	294	279	.4123	279	26	26	
DIV. I NON-CONF.		2-7-3	.29167	262	2-2-1		200	292	276	.41717	277	23	23	
<hr/>														
TOTALS		RPI 1-25		RPI 26-50		W-L RECORDS		RPI 51-100		RPI 101-150		RPI 150+		
3-10-4		0-0-0		0-1-0		OVERALL		0-1-0		0-0-1		3-8-3		
1-7-2		0-0-0		0-1-0		HOME		0-0-0		0-0-1		1-6-1		
2-3-2		0-0-0		0-0-0		AWAY		0-1-0		0-0-0		2-2-2		
0-0-0		0-0-0		0-0-0		NEUTRAL		0-0-0		0-0-0		0-0-0		
2-7-3		0-0-0		0-1-0		NON-CONFERENCE		0-0-0		0-0-1		2-6-2		
0-6-2		0-0-0		0-1-0		HOME		0-0-0		0-0-1		0-5-1		
2-1-1		0-0-0		0-0-		AWAY		0-0-0		0-0-0		2-1-1		
0-0-0		0-0-0		0-0-0		NEUTRAL		0-0-0		0-0-0		0-0-0		
1-3-1		0-0-0		0-0-0		CONFERENCE		0-1-0		0-0-0		1-2-1		
1-1-0		0-0-0		0-0-0		HOME		0-0-0		0-0-0		1-1-0		
0-2-1		0-0-0		0-0-0		AWAY		0-1-0		0-0-0		0-1-1		
0-0-0		0-0-0		0-0-0		NEUTRAL		0-0-0		0-0-0		0-0-0		
RPI	S	Opponent		Score	RPI	S	Opponent		Score	RPI	S	Opponent		Score
					49	H	Iowa	0	1	81	A	Illinois St.	0	3
										132	H	Iowa St.	1	1
										174	H	Southeast Mo. St.	1	2
										187	H	South Dakota St.	0	1
										189	A	UC Davis	2	3
										191	H	SIU Edwardsville	1	4
										203	A	Evansville	0	1
										222	H	Loyola Chicago	1	0
										239	H	Wyoming	2	5
										241	A	Missouri St.	0	0
										254	H	Green Bay	1	1
										260	H	Western Ill.	0	1
										273	A	Pacific	1	1
										291	A	South Dakota	3	2
										294	A	Eastern Ill.	3	0
										317	H	UNI	0	1
LAST 10 GAMES														
					81	A	Illinois St.	0	3	132	H	Iowa St.	1	1
					222	H	Loyola Chicago	1	0	203	A	Evansville	0	1
					241	A	Missouri St.	0	0	291	A	South Dakota	3	2
					317	H	UNI	0	1	294	A	Eastern Ill.	3	0
					260	H	Western Ill.	0	1	174	H	Southeast Mo. St.	1	2

Non-Div. I Games:

Drake

Average RPI Win: 290		WON-LOST	WINNING	LAST 10	STRENGTH OF		OPP. STRENGTH	TEAM	ADJ		CONF.	ADJ CONF.
Average RPI Loss: 177		RECORD	PCT. RANK	GAMES	SCHEDULE		OF SCHEDULE	RPI	RPI		RPI	RPI
DIV. I ONLY		5-12-1	.30556	275	1-8-1		264	292	282		.41056	27
DIV. I NON-CONF.		4-7-0	.36364	238	0-3-0		243	277	268		.42622	26
TOTALS		RPI 1-25	RPI 26-50		W-L RECORDS		RPI 51-100		RPI 101-150		RPI 150+	
5-12-1	0-0-0	0-1-0		OVERALL		0-1-0		0-0-0		5-10-1		
3-3-0	0-0-0	0-0-0		HOME		0-0-0		0-0-0		3-3-0		
2-9-1	0-0-0	0-1-0		AWAY		0-1-0		0-0-0		2-7-1		
0-0-0	0-0-0	0-0-0		NEUTRAL		0-0-0		0-0-0		0-0-0		
4-7-0	0-0-0	0-1-0		NON-CONFERENCE		0-1-0		0-0-0		4-5-0		
2-1-0	0-0-0	0-0-0		HOME		0-0-0		0-0-0		2-1-0		
2-6-0	0-0-0	0-0-		AWAY		0-1-0		0-0-0		2-4-0		
0-0-0	0-0-0	0-0-0		NEUTRAL		0-0-0		0-0-0		0-0-0		
1-5-1	0-0-0	0-0-0		CONFERENCE		0-0-0		0-0-0		1-5-1		
1-2-0	0-0-0	0-0-0		HOME		0-0-0		0-0-0		1-2-0		
0-3-1	0-0-0	0-0-0		AWAY		0-0-0		0-0-0		0-3-1		
0-0-0	0-0-0	0-0-0		NEUTRAL		0-0-0		0-0-0		0-0-0		
RPI S	Opponent	Score	RPI S	Opponent	Score	RPI S	Opponent	Score	RPI S	Opponent	Score	
			35 A	Rutgers	0 4	71 A	Brown	0 1	153 A	Saint Francis (PA)	0 5	
									156 A	Fairleigh Dickinson	0 3	
									161 A	Hartford	0 1	
									166 H	Wagner	3 4	
									170 H	Maine	0 1	
									205 A	Massachusetts	0 1	
									235 A	Rider	1 3	
									243 A	Vermont	1 2	
									261 H	New Hampshire	2 0	
									263 A	LIU Brooklyn	2 3	
									268 H	Mt. St. Mary's	1 2	
									275 H	Sacred Heart	1 0	
									290 A	Holy Cross	1 0	
									292 A	Robert Morris	2 2	
									297 H	Rhode Island	3 1	
									325 A	Delaware St.	2 0	
LAST 10 GAMES												
			263 A	LIU Brooklyn	2 3	292 A	Robert Morris	2 2				
			166 H	Wagner	3 4	275 H	Sacred Heart	1 0				
			268 H	Mt. St. Mary's	1 2	71 A	Brown	0 1				
			156 A	Fairleigh Dickinson	0 3	205 A	Massachusetts	0 1				
			153 A	Saint Francis (PA)	0 5	243 A	Vermont	1 2				

Non-Div. I Games:

Bryant

Average RPI Win:	279	WON-LOST RECORD	WINNING PCT. RANK	LAST 10 GAMES	STRENGTH OF SCHEDULE	OPP. STRENGTH OF SCHEDULE	TEAM RPI	ADJ RPI	CONF. RPI	ADJ CONF. RPI	
Average RPI Loss:	189										
DIV. I ONLY	7-10-1	.41667	207	4-6-0	314	253	280	.41035	281	21	22
DIV. I NON-CONF.	3-4-1	.4375	197	0-0-0	327	239	313	.36049	312	26	27
<hr/>											
TOTALS	RPI 1-25	RPI 26-50		W-L RECORDS		RPI 51-100		RPI 101-150		RPI 150+	
7-10-1	0-0-0	0-0-0		OVERALL		0-1-0		1-2-0		6-7-1	
6-3-0	0-0-0	0-0-0		HOME		0-1-0		1-0-0		5-2-0	
1-7-1	0-0-0	0-0-0		AWAY		0-0-0		0-2-0		1-5-1	
0-0-0	0-0-0	0-0-0		NEUTRAL		0-0-0		0-0-0		0-0-0	
3-4-1	0-0-0	0-0-0		NON-CONFERENCE		0-0-0		0-0-0		3-4-1	
3-1-0	0-0-0	0-0-0		HOME		0-0-0		0-0-0		3-1-0	
0-3-1	0-0-0	0-0-		AWAY		0-0-0		0-0-0		0-3-1	
0-0-0	0-0-0	0-0-0		NEUTRAL		0-0-0		0-0-0		0-0-0	
4-6-0	0-0-0	0-0-0		CONFERENCE		0-1-0		1-2-0		3-3-0	
3-2-0	0-0-0	0-0-0		HOME		0-1-0		1-0-0		2-1-0	
1-4-0	0-0-0	0-0-0		AWAY		0-0-0		0-2-0		1-2-0	
0-0-0	0-0-0	0-0-0		NEUTRAL		0-0-0		0-0-0		0-0-0	
RPI	S	Opponent	Score	RPI	S	Opponent	Score	RPI	S	Opponent	Score
						73 H Radford	1 2			106 A Liberty	0 1
										133 A High Point	0 4
										137 H Winthrop	3 0
										164 A Longwood	1 3
										192 A Mercer	0 4
										204 H Presbyterian	1 2
										213 A Citadel	1 2
										224 A Ga. Southern	0 0
										253 A Col. of Charleston	1 2
										256 A UNC Asheville	3 0
										272 A Campbell	2 3
										277 H USC Upstate	1 2
										303 H Jacksonville St.	4 2
										308 H Gardner-Webb	1 0
										309 H Canisius	5 3
										316 H Francis Marion	1 0
										321 H VMI	2 1
				LAST 10 GAMES							
				308 H Gardner-Webb	1	0	272 A Campbell	2	3		
				133 A High Point	0	4	256 A UNC Asheville	3	0		
				164 A Longwood	1	3	204 H Presbyterian	1	2		
				137 H Winthrop	3	0	73 H Radford	1	2		
				321 H VMI	2	1	106 A Liberty	0	1		

Non-Div. I Games:

Charleston So.

UALR

Average RPI Win: 285		WON-LOST RECORD	WINNING PCT. RANK		LAST 10 GAMES	STRENGTH OF SCHEDULE	OPP. STRENGTH OF SCHEDULE	TEAM RPI	ADJ RPI		CONF. RPI	ADJ CONF. RPI	
Average RPI Loss: 174													
DIV. I ONLY		4-13-0	.23529	297	1-9-0	200	283	281	.40926	282	19	19	
DIV. I NON-CONF.		3-6-0	.33333	245	0-2-0	205	294	267	.42689	266	21	21	
<hr/>													
TOTALS		RPI 1-25		RPI 26-50		W-L RECORDS		RPI 51-100		RPI 101-150		RPI 150+	
4-13-0		0-0-0		0-1-0		OVERALL		0-0-0		0-3-0		4-9-0	
3-7-0		0-0-0		0-0-0		HOME		0-0-0		0-3-0		3-4-0	
1-6-0		0-0-0		0-1-0		AWAY		0-0-0		0-0-0		1-5-0	
0-0-0		0-0-0		0-0-0		NEUTRAL		0-0-0		0-0-0		0-0-0	
3-6-0		0-0-0		0-1-0		NON-CONFERENCE		0-0-0		0-1-0		3-4-0	
3-3-0		0-0-0		0-0-0		HOME		0-0-0		0-1-0		3-2-0	
0-3-0		0-0-0		0-0-		AWAY		0-0-0		0-0-0		0-2-0	
0-0-0		0-0-0		0-0-0		NEUTRAL		0-0-0		0-0-0		0-0-0	
1-7-0		0-0-0		0-0-0		CONFERENCE		0-0-0		0-2-0		1-5-0	
0-4-0		0-0-0		0-0-0		HOME		0-0-0		0-2-0		0-2-0	
1-3-0		0-0-0		0-0-0		AWAY		0-0-0		0-0-0		1-3-0	
0-0-0		0-0-0		0-0-0		NEUTRAL		0-0-0		0-0-0		0-0-0	
RPI	S	Opponent	Score	RPI	S	Opponent	Score	RPI	S	Opponent	Score		
				30	A	Ole Miss	0 3			114	H	UAB	1 3
										121	H	Western Ky.	0 1
										136	H	South Ala.	0 1
										151	A	Austin Peay	0 3
										165	A	La.-Lafayette	1 2
										184	A	Texas St.	0 4
										193	H	Louisiana Tech	0 2
										201	H	UMKC	1 3
										215	A	Arkansas St.	1 2
										232	H	Georgia St.	1 3
										236	H	Troy	0 1
										241	H	Missouri St.	1 0
										276	A	La.-Monroe	1 0
										286	A	Murray St.	0 1
										295	H	Southern U.	6 1
										326	H	Ark.-Pine Bluff	4 0
<hr/>													
LAST 10 GAMES													
						184	A	Texas St.	0 4	236	H	Troy	0 1
						121	H	Western Ky.	0 1	136	H	South Ala.	0 1
						232	H	Georgia St.	1 3	215	A	Arkansas St.	1 2
						276	A	La.-Monroe	1 0	30	A	Ole Miss	0 3
						165	A	La.-Lafayette	1 2	114	H	UAB	1 3

Non-Div. I Games:

UALR

Average RPI Win:	247	WON-LOST	WINNING	LAST 10	STRENGTH OF	OPP. STRENGTH	TEAM	ADJ	CONF.	ADJ CONF.	
Average RPI Loss:	205	RECORD	PCT. RANK	GAMES	SCHEDULE	OF SCHEDULE	RPI	RPI	RPI	RPI	
DIV. I ONLY	4-12-2	.27778	288	1-8-1	249	298	284	.40742	283	30	30
DIV. I NON-CONF.	3-4-1	.4375	197	0-0-0	150	252	191	.47869	188	29	29
<hr/>											
TOTALS	RPI 1-25	RPI 26-50		W-L RECORDS		RPI 51-100		RPI 101-150		RPI 150+	
4-12-2	0-0-0	0-1-0		OVERALL		0-2-0		0-1-1		4-8-1	
2-6-0	0-0-0	0-1-0		HOME		0-1-0		0-0-0		2-4-0	
1-5-2	0-0-0	0-0-0		AWAY		0-1-0		0-0-1		1-4-1	
1-1-0	0-0-0	0-0-0		NEUTRAL		0-0-0		0-1-0		1-0-0	
<hr/>											
3-4-1	0-0-0	0-1-0		NON-CONFERENCE		0-0-0		0-1-1		3-2-0	
1-3-0	0-0-0	0-1-0		HOME		0-0-0		0-0-0		1-2-0	
1-0-1	0-0-0	0-0-		AWAY		0-0-0		0-0-1		1-0-0	
1-1-0	0-0-0	0-0-0		NEUTRAL		0-0-0		0-1-0		1-0-0	
<hr/>											
1-8-1	0-0-0	0-0-0		CONFERENCE		0-2-0		0-0-0		1-6-1	
1-3-0	0-0-0	0-0-0		HOME		0-1-0		0-0-0		1-2-0	
0-5-1	0-0-0	0-0-0		AWAY		0-1-0		0-0-0		0-4-1	
0-0-0	0-0-0	0-0-0		NEUTRAL		0-0-0		0-0-0		0-0-0	
<hr/>											
RPI S	Opponent	Score	RPI S	Opponent	Score	RPI S	Opponent	Score	RPI S	Opponent	Score
			43 H	Stephen F. Austin	0 2	66 A	Seattle	0 3	109 N	Portland St.	0 7
						66 H	Seattle	1 2	135 A	Northern Colo.	0 0
									201 A	UMKC	0 3
									201 H	UMKC	2 1
									208 H	New Mexico	0 1
									230 A	Utah Valley	2 2
									239 A	Wyoming	1 0
									242 H	UC Riverside	1 2
									263 N	LIU Brooklyn	1 0
									284 H	Neb. Omaha	3 1
									285 A	Bakersfield	1 2
									304 A	Grand Canyon	0 1
									304 H	Grand Canyon	1 2
									313 A	Idaho	2 3
									313 H	Idaho	0 1
<hr/>											
LAST 10 GAMES											
			313 H	Idaho	0 1	304 H	Grand Canyon	1 2			
			66 H	Seattle	1 2	66 A	Seattle	0 3			
			304 A	Grand Canyon	0 1	313 A	Idaho	2 3			
			230 A	Utah Valley	2 2	201 H	UMKC	2 1			
			285 A	Bakersfield	1 2	201 A	UMKC	0 3			

Non-Div. I Games:

New Mexico St.

Average RPI Win:	307	WON-LOST	WINNING	LAST 10	STRENGTH OF	OPP. STRENGTH	TEAM	ADJ	CONF.	ADJ CONF.	
Average RPI Loss:	169	RECORD	PCT. RANK	GAMES	SCHEDULE	OF SCHEDULE	RPI	RPI	RPI	RPI	
DIV. I ONLY	3-9-2	.28571	286	2-6-2	261	263	283	.40685	284	24	24
DIV. I NON-CONF.	2-5-2	.33333	245	1-2-2	297	250	293	.39589	292	24	24
<hr/>											
TOTALS	RPI 1-25	RPI 26-50		W-L RECORDS		RPI 51-100		RPI 101-150		RPI 150+	
3-9-2	0-1-0	0-0-0		OVERALL		0-1-0		0-2-0		3-5-2	
2-3-2	0-1-0	0-0-0		HOME		0-0-0		0-1-0		2-1-2	
1-6-0	0-0-0	0-0-0		AWAY		0-1-0		0-1-0		1-4-0	
0-0-0	0-0-0	0-0-0		NEUTRAL		0-0-0		0-0-0		0-0-0	
<hr/>											
2-5-2	0-0-0	0-0-0		NON-CONFERENCE		0-1-0		0-2-0		2-2-2	
1-2-2	0-0-0	0-0-0		HOME		0-0-0		0-1-0		1-1-2	
1-3-0	0-0-0	0-0-		AWAY		0-1-0		0-1-0		1-1-0	
0-0-0	0-0-0	0-0-0		NEUTRAL		0-0-0		0-0-0		0-0-0	
<hr/>											
1-4-0	0-1-0	0-0-0		CONFERENCE		0-0-0		0-0-0		1-3-0	
1-1-0	0-1-0	0-0-0		HOME		0-0-0		0-0-0		1-0-0	
0-3-0	0-0-0	0-0-0		AWAY		0-0-0		0-0-0		0-3-0	
0-0-0	0-0-0	0-0-0		NEUTRAL		0-0-0		0-0-0		0-0-0	
<hr/>											
RPI	S	Opponent	Score	RPI	S	Opponent	Score	RPI	S	Opponent	Score
13	H	Denver	0 3					70	A	UTEP	0 2
								120	A	Creighton	2 3
								135	H	Northern Colo.	0 4
								187	A	South Dakota St.	0 1
								212	A	IPFW	0 1
								239	H	Wyoming	1 2
								241	H	Missouri St.	1 1
								258	H	Montana	3 3
								264	A	North Dakota St.	1 2
								283	A	New Mexico St.	1 3
								291	H	South Dakota	2 0
								312	H	North Dakota	2 0
								317	A	UNI	2 1
<hr/>											
				LAST 10 GAMES							
				212	A	IPFW	0 1	241	H	Missouri St.	1 1
				13	H	Denver	0 3	120	A	Creighton	2 3
				187	A	South Dakota St.	0 1	258	H	Montana	3 3
				264	A	North Dakota St.	1 2	239	H	Wyoming	1 2
				291	H	South Dakota	2 0	317	A	UNI	2 1

Non-Div. I Games:

Neb. Omaha

Average RPI Win: 287		WON-LOST	WINNING	LAST 10	STRENGTH OF		OPP. STRENGTH	TEAM	ADJ	CONF.	ADJ CONF.
Average RPI Loss: 178		RECORD	PCT. RANK	GAMES	SCHEDULE		OF SCHEDULE	RPI	RPI	RPI	RPI
DIV. I ONLY		4-12-1	.26471	290	3-6-1		232	303	285	.40528	285
DIV. I NON-CONF.		1-6-0	.14286	303	0-0-0		161	259	290	.40061	289
TOTALS		RPI 1-25	RPI 26-50		W-L RECORDS		RPI 51-100		RPI 101-150		RPI 150+
4-12-1	0-0-0	0-0-0		OVERALL		0-2-0		0-3-0		4-7-1	
3-8-0	0-0-0	0-0-0		HOME		0-1-0		0-2-0		3-5-0	
1-4-1	0-0-0	0-0-0		AWAY		0-1-0		0-1-0		1-2-1	
0-0-0	0-0-0	0-0-0		NEUTRAL		0-0-0		0-0-0		0-0-0	
1-6-0	0-0-0	0-0-0		NON-CONFERENCE		0-0-0		0-3-0		1-3-0	
1-4-0	0-0-0	0-0-0		HOME		0-0-0		0-2-0		1-2-0	
0-2-0	0-0-0	0-0-		AWAY		0-0-0		0-1-0		0-1-0	
0-0-0	0-0-0	0-0-0		NEUTRAL		0-0-0		0-0-0		0-0-0	
3-6-1	0-0-0	0-0-0		CONFERENCE		0-2-0		0-0-0		3-4-1	
2-4-0	0-0-0	0-0-0		HOME		0-1-0		0-0-0		2-3-0	
1-2-1	0-0-0	0-0-0		AWAY		0-1-0		0-0-0		1-1-1	
0-0-0	0-0-0	0-0-0		NEUTRAL		0-0-0		0-0-0		0-0-0	
RPI S	Opponent	Score	RPI S	Opponent	Score	RPI S	Opponent	Score	RPI S	Opponent	Score
						66 A	Seattle	1 2	109 A	Portland St.	0 4
						66 H	Seattle	0 2	125 H	Cal Poly	2 5
									145 H	Northern Ariz.	0 1
									160 A	UC Santa Barbara	0 3
									201 H	UMKC	0 3
									230 A	Utah Valley	0 2
									230 H	Utah Valley	0 2
									238 H	Southern Utah	4 1
									242 H	UC Riverside	0 2
									262 H	Sacramento St.	1 3
									283 H	New Mexico St.	2 1
									304 A	Grand Canyon	1 1
									304 H	Grand Canyon	0 1
									313 A	Idaho	1 0
									313 H	Idaho	1 0
LAST 10 GAMES											
						304 H	Grand Canyon	0 1	313 H	Idaho	1 0
						66 A	Seattle	1 2	66 H	Seattle	0 2
						313 A	Idaho	1 0	304 A	Grand Canyon	1 1
						201 H	UMKC	0 3	230 H	Utah Valley	0 2
						283 H	New Mexico St.	2 1	230 A	Utah Valley	0 2

Non-Div. I Games:

Bakersfield

Average RPI Win:	285	WON-LOST RECORD	WINNING PCT. RANK	LAST 10 GAMES	STRENGTH OF SCHEDULE	OPP. STRENGTH OF SCHEDULE	TEAM RPI	ADJ RPI	CONF. RPI	ADJ CONF. RPI		
DIV. I ONLY		5-10-1	.34375	257	2-8-0	296	310	289	.40346	286	28	28
DIV. I NON-CONF.		3-3-1	.5	148	0-1-0	239	320	225	.45368	222	28	28
<hr/>												
TOTALS	RPI 1-25	RPI 26-50		W-L RECORDS		RPI 51-100		RPI 101-150		RPI 150+		
5-10-1	0-0-0	0-0-0		OVERALL		0-0-0		0-1-0		5-9-1		
1-4-0	0-0-0	0-0-0		HOME		0-0-0		0-0-0		1-4-0		
4-6-1	0-0-0	0-0-0		AWAY		0-0-0		0-1-0		4-5-1		
0-0-0	0-0-0	0-0-0		NEUTRAL		0-0-0		0-0-0		0-0-0		
3-3-1	0-0-0	0-0-0		NON-CONFERENCE		0-0-0		0-1-0		3-2-1		
1-0-0	0-0-0	0-0-0		HOME		0-0-0		0-0-0		1-0-0		
2-3-1	0-0-0	0-0-		AWAY		0-0-0		0-1-0		2-2-1		
0-0-0	0-0-0	0-0-0		NEUTRAL		0-0-0		0-0-0		0-0-0		
2-7-0	0-0-0	0-0-0		CONFERENCE		0-0-0		0-0-0		2-7-0		
0-4-0	0-0-0	0-0-0		HOME		0-0-0		0-0-0		0-4-0		
2-3-0	0-0-0	0-0-0		AWAY		0-0-0		0-0-0		2-3-0		
0-0-0	0-0-0	0-0-0		NEUTRAL		0-0-0		0-0-0		0-0-0		
RPI	S	Opponent	Score	RPI	S	Opponent	Score	RPI	S	Opponent	Score	
								136	A	South Ala.	0	2
								173	H	UT Martin	1	2
								174	H	Southeast Mo. St.	0	1
								191	H	SIU Edwardsville	2	5
								203	A	Evansville	1	0
								215	A	Arkansas St.	1	3
								216	A	Morehead St.	0	1
								231	A	Belmont	2	3
								236	A	Troy	2	4
								251	A	Eastern Ky.	0	2
								269	A	Northern Ky.	0	0
								282	H	UALR	1	0
								294	H	Eastern Ill.	1	2
								303	A	Jacksonville St.	1	0
								315	A	Tennessee Tech	3	0
								324	A	Alabama A&M	10	0
LAST 10 GAMES												
								303	A	Jacksonville St.	1	0
								216	A	Morehead St.	0	1
								251	A	Eastern Ky.	0	2
								294	H	Eastern Ill.	1	2
								191	H	SIU Edwardsville	2	5
								315	A	Tennessee Tech	3	0
								231	A	Belmont	2	3
								173	H	UT Martin	1	2
								174	H	Southeast Mo. St.	0	1
								215	A	Arkansas St.	1	3

Non-Div. I Games:

Murray St.

Average RPI Win:	314	WON-LOST RECORD	WINNING PCT. RANK	LAST 10 GAMES	STRENGTH OF SCHEDULE	OPP. STRENGTH OF SCHEDULE	TEAM RPI	ADJ RPI	CONF. RPI	ADJ CONF. RPI		
DIV. I ONLY		10-6-0	.625 86	7-1-0	327	322	286	.40234 287	32	32		
DIV. I NON-CONF.		3-6-0	.33333 245	0-1-0	319	302	309	.36375 309	32	32		
<hr/>												
TOTALS	RPI 1-25	RPI 26-50		W-L RECORDS		RPI 51-100		RPI 101-150		RPI 150+		
10-6-0	0-0-0	0-0-0		OVERALL		0-0-0		0-0-0		10-6-0		
4-3-0	0-0-0	0-0-0		HOME		0-0-0		0-0-0		4-3-0		
6-3-0	0-0-0	0-0-0		AWAY		0-0-0		0-0-0		6-3-0		
0-0-0	0-0-0	0-0-0		NEUTRAL		0-0-0		0-0-0		0-0-0		
<hr/>												
3-6-0	0-0-0	0-0-0		NON-CONFERENCE		0-0-0		0-0-0		3-6-0		
2-3-0	0-0-0	0-0-0		HOME		0-0-0		0-0-0		2-3-0		
1-3-0	0-0-0	0-0-		AWAY		0-0-0		0-0-0		1-3-0		
0-0-0	0-0-0	0-0-0		NEUTRAL		0-0-0		0-0-0		0-0-0		
<hr/>												
7-0-0	0-0-0	0-0-0		CONFERENCE		0-0-0		0-0-0		7-0-0		
2-0-0	0-0-0	0-0-0		HOME		0-0-0		0-0-0		2-0-0		
5-0-0	0-0-0	0-0-0		AWAY		0-0-0		0-0-0		5-0-0		
0-0-0	0-0-0	0-0-0		NEUTRAL		0-0-0		0-0-0		0-0-0		
<hr/>												
RPI S	Opponent	Score	RPI S	Opponent	Score	RPI S	Opponent	Score	RPI S	Opponent	Score	
						199 A Lipscomb					0	3
						204 H Presbyterian					0	5
						231 A Belmont					0	3
						236 H Troy					0	3
						256 H UNC Asheville					2	3
						293 H Chattanooga					3	2
						295 H Southern U.					2	0
						302 H Jackson St.					2	1
						303 A Jacksonville St.					1	2
						315 A Tennessee Tech					3	2
						318 A Mississippi Val.					2	1
						320 H South Carolina St.					5	0
						323 A Alcorn					5	0
						324 A Alabama A&M					4	3
						326 A Ark.-Pine Bluff					3	1
						327 A Grambling					3	0
						<hr/>						
			LAST 10 GAMES									
			324 A Alabama A&M			4	3	318 A Mississippi Val.			2	1
			326 A Ark.-Pine Bluff			3	1	323 A Alcorn			5	0
			327 A Grambling			3	0	303 A Jacksonville St.			1	2
			302 H Jackson St.			2	1	204 H Presbyterian			0	5
			295 H Southern U.			2	0	256 H UNC Asheville			2	3

Non-Div. I Games:	Talladega	8	0	S.C. Beaufort	7	1
--------------------------	------------------	----------	----------	----------------------	----------	----------

Alabama St.

Average RPI Win:	295	WON-LOST RECORD	WINNING PCT. RANK	LAST 10 GAMES	STRENGTH OF SCHEDULE	OPP. STRENGTH OF SCHEDULE	TEAM RPI	ADJ RPI	CONF. RPI	ADJ CONF. RPI			
Average RPI Loss:	194												
DIV. I ONLY	4-12-2	.27778	288	3-5-2	255	301	288	.40082	288	29	29		
DIV. I NON-CONF.	1-7-0	.125	305	0-0-0	251	267	311	.36013	313	30	30		
<hr/>													
TOTALS	RPI 1-25	RPI 26-50		W-L RECORDS	RPI 51-100		RPI 101-150		RPI 150+				
4-12-2	0-0-0	0-0-0		OVERALL	0-2-0		0-2-0		4-8-2				
2-6-0	0-0-0	0-0-0		HOME	0-1-0		0-0-0		2-5-0				
2-5-2	0-0-0	0-0-0		AWAY	0-1-0		0-1-0		2-3-2				
0-1-0	0-0-0	0-0-0		NEUTRAL	0-0-0		0-1-0		0-0-0				
<hr/>													
1-7-0	0-0-0	0-0-0		NON-CONFERENCE	0-1-0		0-1-0		1-5-0				
0-3-0	0-0-0	0-0-0		HOME	0-0-0		0-0-0		0-3-0				
1-3-0	0-0-0	0-0-		AWAY	0-1-0		0-0-0		1-2-0				
0-1-0	0-0-0	0-0-0		NEUTRAL	0-0-0		0-1-0		0-0-0				
<hr/>													
3-5-2	0-0-0	0-0-0		CONFERENCE	0-1-0		0-1-0		3-3-2				
2-3-0	0-0-0	0-0-0		HOME	0-1-0		0-0-0		2-2-0				
1-2-2	0-0-0	0-0-0		AWAY	0-0-0		0-1-0		1-1-2				
0-0-0	0-0-0	0-0-0		NEUTRAL	0-0-0		0-0-0		0-0-0				
<hr/>													
RPI S	Opponent	Score	RPI S	Opponent	Score	RPI S	Opponent	Score	RPI S	Opponent	Score		
						62 A	South Fla.	0	3	128 N	Jacksonville	2	3
						65 H	Monmouth	0	1	144 A	Fairfield	0	4
										198 H	Ohio	1	2
										210 H	Duquesne	0	1
										221 H	Iona	1	2
										223 A	Binghamton	1	3
										234 H	Siena	0	1
										235 A	Rider	1	1
										237 A	Marist	0	1
										248 A	Quinnipiac	1	1
										249 A	Buffalo	2	1
										292 A	Robert Morris	1	2
										301 H	Manhattan	2	1
										309 H	Canisius	1	0
										311 H	Youngstown St.	1	2
						319 A	Saint Peter's	2	1				
						LAST 10 GAMES							
						221 H	Iona	1	2	319 A	Saint Peter's	2	1
						235 A	Rider	1	1	309 H	Canisius	1	0
						144 A	Fairfield	0	4	301 H	Manhattan	2	1
				248 A	Quinnipiac	1	1	237 A	Marist	0	1		
				234 H	Siena	0	1	65 H	Monmouth	0	1		

Non-Div. I Games:

Niagara

Average RPI Win:		305	WON-LOST RECORD		WINNING PCT. RANK		LAST 10 GAMES		STRENGTH OF SCHEDULE		OPP. STRENGTH OF SCHEDULE		TEAM RPI		ADJ RPI		CONF. RPI		ADJ CONF. RPI		
Average RPI Loss:		143																			
DIV. I ONLY			2-12-2		.1875 305		1-8-1		218		195		291		.40041 289		23		23		
DIV. I NON-CONF.			1-6-1		.1875 294		0-2-0		120		193		264		.43046 260		17		17		
TOTALS		RPI 1-25		RPI 26-50		W-L RECORDS		RPI 51-100		RPI 101-150		RPI 150+									
2-12-2		0-1-0		0-1-0		OVERALL		0-0-0		0-5-0		2-5-2									
1-6-1		0-0-0		0-1-0		HOME		0-0-0		0-2-0		1-3-1									
1-5-1		0-1-0		0-0-0		AWAY		0-0-0		0-2-0		1-2-1									
0-1-0		0-0-0		0-0-0		NEUTRAL		0-0-0		0-1-0		0-0-0									
1-6-1		0-1-0		0-1-0		NON-CONFERENCE		0-0-0		0-3-0		1-1-1									
1-3-0		0-0-0		0-1-0		HOME		0-0-0		0-1-0		1-1-0									
0-2-1		0-1-0		0-0-		AWAY		0-0-0		0-1-0		0-0-1									
0-1-0		0-0-0		0-0-0		NEUTRAL		0-0-0		0-1-0		0-0-0									
1-6-1		0-0-0		0-0-0		CONFERENCE		0-0-0		0-2-0		1-4-1									
0-3-1		0-0-0		0-0-0		HOME		0-0-0		0-1-0		0-2-1									
1-3-0		0-0-0		0-0-0		AWAY		0-0-0		0-1-0		1-2-0									
0-0-0		0-0-0		0-0-0		NEUTRAL		0-0-0		0-0-0		0-0-0									
RPI	S	Opponent			Score		RPI	S	Opponent			Score		RPI	S	Opponent			Score		
23	A	Colorado			0 2		40	H	Texas			1 3		103	H	San Diego St.			0 2		
														119	A	Utah St.			0 2		
														124	N	TCU			1 2		
														135	A	Northern Colo.			0 1		
														138	H	Drexel			0 1		
														168	A	UNLV			1 3		
														182	H	Fresno St.			1 2		
														207	H	Ball St.			0 1		
														208	H	New Mexico			0 1		
														258	A	Montana			1 1		
														266	A	Nevada			1 2		
														300	H	San Jose St.			0 0		
														304	H	Grand Canyon			1 0		
														305	A	Colorado St.			2 1		
														LAST 10 GAMES							
266 A Nevada							1 2		208 H New Mexico							0 1					
168 A UNLV							1 3		103 H San Diego St.							0 2					
119 A Utah St.							0 2		305 A Colorado St.							2 1					
182 H Fresno St.							1 2		138 H Drexel							0 1					
300 H San Jose St.							0 0		207 H Ball St.							0 1					

Non-Div. I Games:

Air Force

Average RPI Win: 259		WON-LOST	WINNING	LAST 10	STRENGTH OF		OPP. STRENGTH	TEAM	ADJ	CONF.	ADJ CONF.						
Average RPI Loss: 175		RECORD	PCT. RANK	GAMES	SCHEDULE		OF SCHEDULE	RPI	RPI	RPI	RPI						
DIV. I ONLY		2-11-4	.23529	297	2-6-2		228	258	287	.39983	290	16	16				
DIV. I NON-CONF.		0-5-4	.22222	285	0-0-2		267	299	298	.37433	299	15	15				
<hr/>																	
TOTALS		RPI 1-25		RPI 26-50		W-L RECORDS		RPI 51-100		RPI 101-150		RPI 150+					
2-11-4		0-0-0		0-1-0		OVERALL		0-2-0		0-1-0		2-7-4					
1-5-2		0-0-0		0-0-0		HOME		0-1-0		0-0-0		1-4-2					
1-5-1		0-0-0		0-1-0		AWAY		0-1-0		0-1-0		1-2-1					
0-1-1		0-0-0		0-0-0		NEUTRAL		0-0-0		0-0-0		0-1-1					
0-5-4		0-0-0		0-0-0		NON-CONFERENCE		0-0-0		0-1-0		0-4-4					
0-2-2		0-0-0		0-0-0		HOME		0-0-0		0-0-0		0-2-2					
0-2-1		0-0-0		0-0-		AWAY		0-0-0		0-1-0		0-1-1					
0-1-1		0-0-0		0-0-0		NEUTRAL		0-0-0		0-0-0		0-1-1					
2-6-0		0-0-0		0-1-0		CONFERENCE		0-2-0		0-0-0		2-3-0					
1-3-0		0-0-0		0-0-0		HOME		0-1-0		0-0-0		1-2-0					
1-3-0		0-0-0		0-1-0		AWAY		0-1-0		0-0-0		1-1-0					
0-0-0		0-0-0		0-0-0		NEUTRAL		0-0-0		0-0-0		0-0-0					
RPI	S	Opponent		Score		RPI	S	Opponent		Score		RPI	S	Opponent		Score	
						50	A	Boston U.		0 3		59	H	Navy		0 2	
												98	A	Colgate		0 1	
												144	A	Fairfield		1 2	
												161	N	Hartford		0 0	
												166	A	Wagner		0 2	
												170	N	Maine		0 1	
												214	H	American		0 1	
												217	H	Army		1 2	
												226	A	Bucknell		0 2	
												247	H	Lafayette		3 1	
												248	A	Quinnipiac		0 0	
												261	H	New Hampshire		0 0	
												270	A	Loyola Maryland		1 0	
												280	H	Bryant		0 1	
												301	H	Manhattan		0 1	
												314	H	UMass Lowell		0 0	
<hr/>																	
LAST 10 GAMES																	
						226	A	Bucknell		0 2		247	H	Lafayette		3 1	
						217	H	Army		1 2		50	A	Boston U.		0 3	
						59	H	Navy		0 2		214	H	American		0 1	
						314	H	UMass Lowell		0 0		261	H	New Hampshire		0 0	
						98	A	Colgate		0 1		270	A	Loyola Maryland		1 0	

Non-Div. I Games:

Holy Cross

Average RPI Win:	272	WON-LOST RECORD	WINNING PCT. RANK	LAST 10 GAMES	STRENGTH OF SCHEDULE	OPP. STRENGTH OF SCHEDULE	TEAM RPI	ADJ RPI	CONF. RPI	ADJ CONF. RPI	
Average RPI Loss:	186										
DIV. I ONLY	3-8-3	.32143	271	1-6-0	302	252	293	.39741	291	24	24
DIV. I NON-CONF.	3-3-3	.5	148	1-1-0	315	245	279	.41494	279	24	24
<hr/>											
TOTALS	RPI 1-25	RPI 26-50		W-L RECORDS		RPI 51-100		RPI 101-150		RPI 150+	
3-8-3	0-1-0	0-0-0		OVERALL		0-0-0		0-2-0		3-5-3	
1-3-1	0-1-0	0-0-0		HOME		0-0-0		0-1-0		1-1-1	
1-5-1	0-0-0	0-0-0		AWAY		0-0-0		0-1-0		1-4-1	
1-0-1	0-0-0	0-0-0		NEUTRAL		0-0-0		0-0-0		1-0-1	
<hr/>											
3-3-3	0-0-0	0-0-0		NON-CONFERENCE		0-0-0		0-2-0		3-1-3	
1-2-1	0-0-0	0-0-0		HOME		0-0-0		0-1-0		1-1-1	
1-1-1	0-0-0	0-0-		AWAY		0-0-0		0-1-0		1-0-1	
1-0-1	0-0-0	0-0-0		NEUTRAL		0-0-0		0-0-0		1-0-1	
<hr/>											
0-5-0	0-1-0	0-0-0		CONFERENCE		0-0-0		0-0-0		0-4-0	
0-1-0	0-1-0	0-0-0		HOME		0-0-0		0-0-0		0-0-0	
0-4-0	0-0-0	0-0-0		AWAY		0-0-0		0-0-0		0-4-0	
0-0-0	0-0-0	0-0-0		NEUTRAL		0-0-0		0-0-0		0-0-0	
<hr/>											
RPI	S	Opponent	Score	RPI	S	Opponent	Score	RPI	S	Opponent	Score
13	H	Denver	0 4					120	A	Creighton	0 4
								132	H	Iowa St.	1 3
								187	A	South Dakota St.	0 1
								212	A	IPFW	0 1
								222	H	Loyola Chicago	1 1
								239	A	Wyoming	2 1
								259	N	Northern Ill.	3 1
								264	A	North Dakota St.	0 1
								266	N	Nevada	0 0
								279	H	Drake	2 3
								284	A	Neb. Omaha	0 2
								312	A	North Dakota	2 2
								317	H	UNI	3 0
				LAST 10 GAMES							
				212	A	IPFW	0 1	279	H	Drake	2 3
				13	H	Denver	0 4	317	H	UNI	3 0
				264	A	North Dakota St.	0 1	312	A	North Dakota	2 2
				187	A	South Dakota St.	0 1	120	A	Creighton	0 4
				284	A	Neb. Omaha	0 2	266	N	Nevada	0 0

Non-Div. I Games: St. Mary (NE) 4 1 UC-Colo. Springs 3 0

South Dakota

Average RPI Win:		274	WON-LOST		WINNING		LAST 10		STRENGTH OF		OPP. STRENGTH		TEAM		ADJ		CONF.		ADJ CONF.		
Average RPI Loss:		217	RECORD		PCT. RANK		GAMES		SCHEDULE		OF SCHEDULE		RPI		RPI		RPI		RPI		
DIV. I ONLY			4-9-3	.34375	257	1-5-2			303			297			292			.39708	292	27	27
DIV. I NON-CONF.			4-5-1	.45	186	1-1-0			291			298			269			.42108	272	27	26
TOTALS		RPI 1-25		RPI 26-50			W-L RECORDS			RPI 51-100			RPI 101-150			RPI 150+					
4-9-3		0-0-0		0-0-0			OVERALL			0-0-0			0-0-0			4-9-3					
3-0-3		0-0-0		0-0-0			HOME			0-0-0			0-0-0			3-0-3					
1-9-0		0-0-0		0-0-0			AWAY			0-0-0			0-0-0			1-8-0					
0-0-0		0-0-0		0-0-0			NEUTRAL			0-0-0			0-0-0			0-0-0					
4-5-1		0-0-0		0-0-0			NON-CONFERENCE			0-0-0			0-0-0			4-5-1					
3-0-1		0-0-0		0-0-0			HOME			0-0-0			0-0-0			3-0-1					
1-5-0		0-0-0		0-0-			AWAY			0-0-0			0-0-0			1-5-0					
0-0-0		0-0-0		0-0-0			NEUTRAL			0-0-0			0-0-0			0-0-0					
0-4-2		0-0-0		0-0-0			CONFERENCE			0-0-0			0-0-0			0-4-2					
0-0-2		0-0-0		0-0-0			HOME			0-0-0			0-0-0			0-0-2					
0-4-0		0-0-0		0-0-0			AWAY			0-0-0			0-0-0			0-4-0					
0-0-0		0-0-0		0-0-0			NEUTRAL			0-0-0			0-0-0			0-0-0					
RPI	S	Opponent		Score	RPI	S	Opponent		Score	RPI	S	Opponent		Score	RPI	S	Opponent		Score		
													153	A Saint Francis (PA)	1		3				
													166	A Wagner	0		1				
													175	A UMBC	1		2				
													186	H Pittsburgh	1		1				
													197	A St. Bonaventure	0		2				
													210	A Duquesne	1		3				
													226	H Bucknell	3		1				
													240	A Central Conn. St.	1		2				
													255	A Cleveland St.	0		3				
													263	A LIU Brooklyn	2		3				
													268	H Mt. St. Mary's	0		0				
													269	H Northern Ky.	1		0				
													280	H Bryant	2		2				
													288	H Niagara	2		1				
													296	A Howard	0		1				
													311	A Youngstown St.	1		0				
LAST 10 GAMES																					
													311	A Youngstown St.	1		0				
													210	A Duquesne	1		3				
													166	A Wagner	0		1				
													263	A LIU Brooklyn	2		3				
													153	A Saint Francis (PA)	1		3				
													268	H Mt. St. Mary's	0		0				
													280	H Bryant	2		2				
													240	A Central Conn. St.	1		2				
													197	A St. Bonaventure	0		2				
													255	A Cleveland St.	0		3				

Non-Div. I Games:

Robert Morris

Average RPI Win:		302	WON-LOST RECORD		WINNING PCT. RANK		LAST 10 GAMES		STRENGTH OF SCHEDULE		OPP. STRENGTH OF SCHEDULE		TEAM RPI		ADJ RPI		CONF. RPI		ADJ CONF. RPI	
DIV. I ONLY			4-12-0		.25	293	1-9-0		259		275		294	.39694	293		13		13	
DIV. I NON-CONF.			4-3-0		.57143	128	1-0-0		320		325		280	.41452	280		14		14	
TOTALS		RPI 1-25		RPI 26-50		W-L RECORDS		RPI 51-100		RPI 101-150		RPI 150+								
4-12-0	0-0-0		0-0-0		OVERALL		0-2-0		0-3-0		4-7-0									
2-6-0	0-0-0		0-0-0		HOME		0-1-0		0-0-0		2-5-0									
1-6-0	0-0-0		0-0-0		AWAY		0-1-0		0-3-0		1-2-0									
1-0-0	0-0-0		0-0-0		NEUTRAL		0-0-0		0-0-0		1-0-0									
4-3-0	0-0-0		0-0-0		NON-CONFERENCE		0-0-0		0-0-0		4-3-0									
2-1-0	0-0-0		0-0-0		HOME		0-0-0		0-0-0		2-1-0									
1-2-0	0-0-0		0-0-		AWAY		0-0-0		0-0-0		1-2-0									
1-0-0	0-0-0		0-0-0		NEUTRAL		0-0-0		0-0-0		1-0-0									
0-9-0	0-0-0		0-0-0		CONFERENCE		0-2-0		0-3-0		0-4-0									
0-5-0	0-0-0		0-0-0		HOME		0-1-0		0-0-0		0-4-0									
0-4-0	0-0-0		0-0-0		AWAY		0-1-0		0-3-0		0-0-0									
0-0-0	0-0-0		0-0-0		NEUTRAL		0-0-0		0-0-0		0-0-0									
RPI	S	Opponent	Score	RPI	S	Opponent	Score	RPI	S	Opponent	Score	RPI	S	Opponent	Score					
								75	H	Furman	0 9	101	A	UNC Greensboro	0 5					
								82	A	Elon	0 3	134	A	Appalachian St.	0 5					
												142	A	Wofford	1 5					
												151	H	Austin Peay	0 4					
												159	H	Western Caro.	0 1					
												185	H	Davidson	2 3					
												213	H	Citadel	1 3					
												224	H	Ga. Southern	1 2					
												256	H	UNC Asheville	2 1					
												287	A	Alabama St.	2 3					
												308	A	Gardner-Webb	0 3					
												315	A	Tennessee Tech	2 1					
												316	H	Francis Marion	3 2					
												320	N	South Carolina St.	5 1					
						LAST 10 GAMES														
						101	A	UNC Greensboro	0 5	134	A	Appalachian St.	0 5							
						82	A	Elon	0 3	142	A	Wofford	1 5							
						213	H	Citadel	1 3	75	H	Furman	0 9							
						316	H	Francis Marion	3 2	224	H	Ga. Southern	1 2							
						159	H	Western Caro.	0 1	185	H	Davidson	2 3							

Non-Div. I Games: Tenn. Temple 5 0

Chattanooga

Average RPI Win: 267		WON-LOST	WINNING	LAST 10	STRENGTH OF		OPP. STRENGTH	TEAM	ADJ	CONF.	ADJ CONF.
Average RPI Loss: 202		RECORD	PCT. RANK	GAMES	SCHEDULE		OF SCHEDULE	RPI	RPI	RPI	RPI
DIV. I ONLY		6-12-0	.33333	265	6-4-0		301	260	290	.39651	294
DIV. I NON-CONF.		0-9-0	0	317	0-1-0		293	248	325	.30901	325
TOTALS		RPI 1-25	RPI 26-50		W-L RECORDS		RPI 51-100		RPI 101-150		RPI 150+
6-12-0	0-0-0	0-0-0		OVERALL		0-1-0		0-1-0		6-10-0	
4-3-0	0-0-0	0-0-0		HOME		0-0-0		0-1-0		4-2-0	
2-8-0	0-0-0	0-0-0		AWAY		0-1-0		0-0-0		2-7-0	
0-1-0	0-0-0	0-0-0		NEUTRAL		0-0-0		0-0-0		0-1-0	
0-9-0	0-0-0	0-0-0		NON-CONFERENCE		0-1-0		0-1-0		0-7-0	
0-3-0	0-0-0	0-0-0		HOME		0-0-0		0-1-0		0-2-0	
0-5-0	0-0-0	0-0-0		AWAY		0-1-0		0-0-0		0-4-0	
0-1-0	0-0-0	0-0-0		NEUTRAL		0-0-0		0-0-0		0-1-0	
6-3-0	0-0-0	0-0-0		CONFERENCE		0-0-0		0-0-0		6-3-0	
4-0-0	0-0-0	0-0-0		HOME		0-0-0		0-0-0		4-0-0	
2-3-0	0-0-0	0-0-0		AWAY		0-0-0		0-0-0		2-3-0	
0-0-0	0-0-0	0-0-0		NEUTRAL		0-0-0		0-0-0		0-0-0	
RPI S	Opponent	Score	RPI S	Opponent	Score	RPI S	Opponent	Score	RPI S	Opponent	Score
						80 A	Missouri	0 3	130 H	Oakland	1 5
									151 A	Austin Peay	0 3
									173 A	UT Martin	0 2
									174 A	Southeast Mo. St.	0 4
									177 A	Valparaiso	1 2
									207 A	Ball St.	0 3
									216 H	Morehead St.	1 0
									222 H	Loyola Chicago	0 3
									231 A	Belmont	1 0
									251 H	Eastern Ky.	1 0
									254 A	Green Bay	0 2
									259 A	Northern Ill.	0 3
									279 H	Drake	0 3
									286 A	Murray St.	2 1
									303 H	Jacksonville St.	2 1
									315 H	Tennessee Tech	4 2
									317 N	UNI	0 2
LAST 10 GAMES											
						174 A	Southeast Mo. St.	0 4	251 H	Eastern Ky.	1 0
						173 A	UT Martin	0 2	216 H	Morehead St.	1 0
						303 H	Jacksonville St.	2 1	315 H	Tennessee Tech	4 2
						286 A	Murray St.	2 1	231 A	Belmont	1 0
						151 A	Austin Peay	0 3	177 A	Valparaiso	1 2

Non-Div. I Games:

Eastern Ill.

Average RPI Win: 317		WON-LOST	WINNING	LAST 10	STRENGTH OF		OPP. STRENGTH	TEAM	ADJ	CONF.	ADJ CONF.				
Average RPI Loss: 229		RECORD	PCT. RANK	GAMES	SCHEDULE		OF SCHEDULE	RPI	RPI	RPI	RPI				
DIV. I ONLY		5-8-1	.39286	228	5-4-0		309	320	295	.39609	295	32	32		
DIV. I NON-CONF.		0-6-1	.07143	312	0-2-0		215	244	310	.36386	308	32	32		
<hr/>															
TOTALS		RPI 1-25		RPI 26-50		W-L RECORDS		RPI 51-100		RPI 101-150		RPI 150+			
5-8-1		0-0-0		0-0-0		OVERALL		0-0-0		0-2-0		5-6-1			
4-1-0		0-0-0		0-0-0		HOME		0-0-0		0-0-0		4-1-0			
1-7-1		0-0-0		0-0-0		AWAY		0-0-0		0-2-0		1-5-1			
0-0-0		0-0-0		0-0-0		NEUTRAL		0-0-0		0-0-0		0-0-0			
<hr/>															
0-6-1		0-0-0		0-0-0		NON-CONFERENCE		0-0-0		0-2-0		0-4-1			
0-0-0		0-0-0		0-0-0		HOME		0-0-0		0-0-0		0-0-0			
0-6-1		0-0-0		0-0-		AWAY		0-0-0		0-2-0		0-4-1			
0-0-0		0-0-0		0-0-0		NEUTRAL		0-0-0		0-0-0		0-0-0			
<hr/>															
5-2-0		0-0-0		0-0-0		CONFERENCE		0-0-0		0-0-0		5-2-0			
4-1-0		0-0-0		0-0-0		HOME		0-0-0		0-0-0		4-1-0			
1-1-0		0-0-0		0-0-0		AWAY		0-0-0		0-0-0		1-1-0			
0-0-0		0-0-0		0-0-0		NEUTRAL		0-0-0		0-0-0		0-0-0			
<hr/>															
RPI	S	Opponent	Score	RPI	S	Opponent	Score	RPI	S	Opponent	Score	RPI	S	Opponent	Score
										136 A	South Ala.	0		8	
										147 A	Nicholls St.	1		8	
										165 A	La.-Lafayette	1		1	
										193 A	Louisiana Tech	0		5	
										209 A	Lamar	0		2	
										276 A	La.-Monroe	0		2	
										282 A	UALR	1		6	
										287 A	Alabama St.	0		2	
										299 H	Prairie View	2		0	
										302 H	Jackson St.	1		2	
										318 H	Mississippi Val.	1		0	
										322 H	Texas Southern	3		2	
										323 H	Alcorn	4		0	
										324 A	Alabama A&M	3		0	
<hr/>															
LAST 10 GAMES															
						323 H	Alcorn	4		0	299 H	Prairie View	2		0
						318 H	Mississippi Val.	1		0	322 H	Texas Southern	3		2
						302 H	Jackson St.	1		2	193 A	Louisiana Tech	0		5
						324 A	Alabama A&M	3		0	276 A	La.-Monroe	0		2
						287 A	Alabama St.	0		2	136 A	South Ala.	0		8

Non-Div. I Games: Louisiana Col. 2 1

Southern U.

Average RPI Win: 317		WON-LOST RECORD	WINNING PCT. RANK		LAST 10 GAMES		STRENGTH OF SCHEDULE		OPP. STRENGTH OF SCHEDULE		TEAM RPI	ADJ RPI	CONF. RPI	ADJ CONF. RPI
Average RPI Loss: 234			5-7-1	.42308 205	4-5-0	319	324	297	.39484 296	31	31			
DIV. I ONLY		2-5-1	.3125 257	1-3-0	219	318	281	.41308 281	31	31				
DIV. I NON-CONF.														
TOTALS		RPI 1-25		RPI 26-50		W-L RECORDS		RPI 51-100		RPI 101-150		RPI 150+		
5-7-1		0-0-0		0-0-0		OVERALL		0-0-0		0-0-0		5-7-1		
4-4-0		0-0-0		0-0-0		HOME		0-0-0		0-0-0		4-4-0		
1-3-1		0-0-0		0-0-0		AWAY		0-0-0		0-0-0		1-3-1		
0-0-0		0-0-0		0-0-0		NEUTRAL		0-0-0		0-0-0		0-0-0		
2-5-1		0-0-0		0-0-0		NON-CONFERENCE		0-0-0		0-0-0		2-5-1		
2-3-0		0-0-0		0-0-0		HOME		0-0-0		0-0-0		2-3-0		
0-2-1		0-0-0		0-0-		AWAY		0-0-0		0-0-0		0-2-1		
0-0-0		0-0-0		0-0-0		NEUTRAL		0-0-0		0-0-0		0-0-0		
3-2-0		0-0-0		0-0-0		CONFERENCE		0-0-0		0-0-0		3-2-0		
2-1-0		0-0-0		0-0-0		HOME		0-0-0		0-0-0		2-1-0		
1-1-0		0-0-0		0-0-0		AWAY		0-0-0		0-0-0		1-1-0		
0-0-0		0-0-0		0-0-0		NEUTRAL		0-0-0		0-0-0		0-0-0		
RPI S	Opponent	Score	RPI S	Opponent	Score	RPI S	Opponent	Score	RPI S	Opponent	Score			
									164 A	Longwood	0	0		
									166 H	Wagner	2	3		
									175 A	UMBC	0	3		
									200 H	George Washington	1	3		
									214 H	American	0	1		
									265 H	NJIT	0	1		
									292 H	Robert Morris	1	0		
									299 A	Prairie View	0	2		
									320 A	South Carolina St.	0	2		
									320 H	South Carolina St.	1	0		
									321 H	VMI	2	0		
									325 A	Delaware St.	1	0		
									325 H	Delaware St.	2	1		
LAST 10 GAMES														
			265 H	NJIT	0 1	200 H	George Washington	1 3						
			325 A	Delaware St.	1 0	299 A	Prairie View	0 2						
			320 H	South Carolina St.	1 0	175 A	UMBC	0 3						
			325 H	Delaware St.	2 1	292 H	Robert Morris	1 0						
			320 A	South Carolina St.	0 2	166 H	Wagner	2 3						

Non-Div. I Games: Washington Adventist 10 0

Howard

Average RPI Win:	274	WON-LOST	WINNING	LAST 10	STRENGTH OF	OPP. STRENGTH	TEAM	ADJ	CONF.	ADJ CONF.	
Average RPI Loss:	189	RECORD	PCT. RANK	GAMES	SCHEDULE	OF SCHEDULE	RPI	RPI	RPI	RPI	
DIV. I ONLY	5-12-0	.29412	283	1-9-0	297	232	296	.39449	297	14	14
DIV. I NON-CONF.	5-5-0	.5	148	1-2-0	296	274	251	.43409	253	13	13
<hr/>											
TOTALS	RPI 1-25	RPI 26-50		W-L RECORDS		RPI 51-100		RPI 101-150		RPI 150+	
5-12-0	0-0-0	0-0-0		OVERALL		0-2-0		0-1-0		5-9-0	
3-5-0	0-0-0	0-0-0		HOME		0-1-0		0-1-0		3-3-0	
2-7-0	0-0-0	0-0-0		AWAY		0-1-0		0-0-0		2-6-0	
0-0-0	0-0-0	0-0-0		NEUTRAL		0-0-0		0-0-0		0-0-0	
5-5-0	0-0-0	0-0-0		NON-CONFERENCE		0-1-0		0-1-0		5-3-0	
3-2-0	0-0-0	0-0-0		HOME		0-0-0		0-1-0		3-1-0	
2-3-0	0-0-0	0-0-		AWAY		0-1-0		0-0-0		2-2-0	
0-0-0	0-0-0	0-0-0		NEUTRAL		0-0-0		0-0-0		0-0-0	
0-7-0	0-0-0	0-0-0		CONFERENCE		0-1-0		0-0-0		0-6-0	
0-3-0	0-0-0	0-0-0		HOME		0-1-0		0-0-0		0-2-0	
0-4-0	0-0-0	0-0-0		AWAY		0-0-0		0-0-0		0-4-0	
0-0-0	0-0-0	0-0-0		NEUTRAL		0-0-0		0-0-0		0-0-0	
RPI	S	Opponent	Score	RPI	S	Opponent	Score	RPI	S	Opponent	Score
						78 A Harvard	0 2			141 H Providence	0 3
						88 H Dayton	0 4			176 A Saint Louis	0 1
										179 A Saint Joseph's	1 2
										196 H George Mason	0 1
										200 H George Washington	0 1
										205 A Massachusetts	1 3
										217 A Army	0 5
										229 A Fordham	1 3
										234 A Siena	2 1
										261 H New Hampshire	2 0
										265 A NJIT	3 0
										275 H Sacred Heart	1 2
										280 A Bryant	1 3
										301 H Manhattan	3 1
										307 H Albany (NY)	1 0
<hr/>											
LAST 10 GAMES											
						176 A Saint Louis	0 1			200 H George Washington	0 1
						179 A Saint Joseph's	1 2			229 A Fordham	1 3
						205 A Massachusetts	1 3			307 H Albany (NY)	1 0
						88 H Dayton	0 4			78 A Harvard	0 2
						196 H George Mason	0 1			217 A Army	0 5

Non-Div. I Games:

Rhode Island

Average RPI Win: 280		WON-LOST	WINNING	LAST 10	STRENGTH OF		OPP. STRENGTH	TEAM	ADJ		CONF.	ADJ CONF.			
Average RPI Loss: 179		RECORD	PCT. RANK	GAMES	SCHEDULE		OF SCHEDULE	RPI	RPI		RPI	RPI			
DIV. I ONLY		3-15-0	.16667	310	2-8-0		201	278	299	.39294	298	22	21		
DIV. I NON-CONF.		2-7-0	.22222	285	1-0-0		187	280	288	.40654	288	22	22		
<hr/>															
TOTALS		RPI 1-25		RPI 26-50		W-L RECORDS		RPI 51-100		RPI 101-150		RPI 150+			
3-15-0		0-0-0		0-1-0		OVERALL		0-1-0		0-4-0		3-9-0			
1-6-0		0-0-0		0-0-0		HOME		0-1-0		0-2-0		1-3-0			
2-7-0		0-0-0		0-1-0		AWAY		0-0-0		0-2-0		2-4-0			
0-2-0		0-0-0		0-0-0		NEUTRAL		0-0-0		0-0-0		0-2-0			
2-7-0		0-0-0		0-1-0		NON-CONFERENCE		0-1-0		0-0-0		2-5-0			
0-3-0		0-0-0		0-0-0		HOME		0-1-0		0-0-0		0-2-0			
2-2-0		0-0-0		0-0-		AWAY		0-0-0		0-0-0		2-1-0			
0-2-0		0-0-0		0-0-0		NEUTRAL		0-0-0		0-0-0		0-2-0			
1-8-0		0-0-0		0-0-0		CONFERENCE		0-0-0		0-4-0		1-4-0			
1-3-0		0-0-0		0-0-0		HOME		0-0-0		0-2-0		1-1-0			
0-5-0		0-0-0		0-0-0		AWAY		0-0-0		0-2-0		0-3-0			
0-0-0		0-0-0		0-0-0		NEUTRAL		0-0-0		0-0-0		0-0-0			
RPI	S	Opponent	Score	RPI	S	Opponent	Score	RPI	S	Opponent	Score	RPI	S	Opponent	Score
				29	A	Washington St.	0 1	66	H	Seattle	0 2	109	H	Portland St.	0 2
												115	A	Weber St.	0 3
												135	A	Northern Colo.	1 2
												145	H	Northern Ariz.	0 2
												182	H	Fresno St.	2 3
												183	A	Idaho St.	0 1
												191	N	SIU Edwardsville	1 2
												228	A	Gonzaga	0 3
												228	H	Gonzaga	0 1
												238	H	Southern Utah	0 3
												258	A	Montana	0 1
												262	H	Sacramento St.	2 1
												264	A	North Dakota St.	3 0
												266	N	Nevada	0 2
												312	A	North Dakota	1 3
												313	A	Idaho	2 1
<hr/>															
LAST 10 GAMES															
				145	H	Northern Ariz.	0 2	262	H	Sacramento St.	2 1				
				238	H	Southern Utah	0 3	109	H	Portland St.	0 2				
				258	A	Montana	0 1	115	A	Weber St.	0 3				
				312	A	North Dakota	1 3	183	A	Idaho St.	0 1				
				135	A	Northern Colo.	1 2	264	A	North Dakota St.	3 0				

Non-Div. I Games:

Eastern Wash.

Average RPI Win:	316	WON-LOST RECORD	WINNING PCT. RANK	LAST 10 GAMES	STRENGTH OF SCHEDULE	OPP. STRENGTH OF SCHEDULE	TEAM RPI	ADJ RPI	CONF. RPI	ADJ CONF. RPI		
DIV. I ONLY		6-7-1	.46429 189	6-3-1	324	316	298	.39262 299	32	32		
DIV. I NON-CONF.		1-6-0	.14286 303	1-2-0	216	221	296	.38427 296	32	32		
<hr/>												
TOTALS	RPI 1-25	RPI 26-50		W-L RECORDS	RPI 51-100		RPI 101-150		RPI 150+			
6-7-1	0-0-0	0-0-0		OVERALL	0-0-0		0-1-0		6-6-1			
5-1-1	0-0-0	0-0-0		HOME	0-0-0		0-1-0		5-0-1			
1-6-0	0-0-0	0-0-0		AWAY	0-0-0		0-0-0		1-5-0			
0-0-0	0-0-0	0-0-0		NEUTRAL	0-0-0		0-0-0		0-0-0			
<hr/>												
1-6-0	0-0-0	0-0-0		NON-CONFERENCE	0-0-0		0-1-0		1-5-0			
1-1-0	0-0-0	0-0-0		HOME	0-0-0		0-1-0		1-0-0			
0-5-0	0-0-0	0-0-		AWAY	0-0-0		0-0-0		0-5-0			
0-0-0	0-0-0	0-0-0		NEUTRAL	0-0-0		0-0-0		0-0-0			
<hr/>												
5-1-1	0-0-0	0-0-0		CONFERENCE	0-0-0		0-0-0		5-1-1			
4-0-1	0-0-0	0-0-0		HOME	0-0-0		0-0-0		4-0-1			
1-1-0	0-0-0	0-0-0		AWAY	0-0-0		0-0-0		1-1-0			
0-0-0	0-0-0	0-0-0		NEUTRAL	0-0-0		0-0-0		0-0-0			
<hr/>												
RPI S	Opponent	Score	RPI S	Opponent	Score	RPI S	Opponent	Score	RPI S	Opponent	Score	
						147 H Nicholls St.					1	2
						165 A La.-Lafayette					1	5
						184 A Texas St.					0	5
						190 A Northwestern St.					0	3
						206 A Sam Houston St.					0	3
						209 A Lamar					2	3
						295 A Southern U.					0	2
						296 H Howard					2	0
						302 A Jackson St.					1	0
						318 H Mississippi Val.					0	0
						322 H Texas Southern					5	0
						323 H Alcorn					9	0
						326 H Ark.-Pine Bluff					2	0
						327 H Grambling					4	0
						<hr/>						
			LAST 10 GAMES									
			165 A La.-Lafayette			1	5	322 H Texas Southern			5	0
			327 H Grambling			4	0	295 A Southern U.			0	2
			326 H Ark.-Pine Bluff			2	0	302 A Jackson St.			1	0
			323 H Alcorn			9	0	296 H Howard			2	0
			318 H Mississippi Val.			0	0	190 A Northwestern St.			0	3

Non-Div. I Games:	Incarnate Word	1	3
-------------------	----------------	---	---

Prairie View

Average RPI Win: 249		WON-LOST	WINNING	LAST 10	STRENGTH OF		OPP. STRENGTH	TEAM	ADJ		CONF.	ADJ CONF.
Average RPI Loss: 162		RECORD	PCT. RANK	GAMES	SCHEDULE		OF SCHEDULE	RPI	RPI		RPI	RPI
DIV. I ONLY		3-13-1	.20588	303	3-6-1		265	183	301		23	23
DIV. I NON-CONF.		1-7-0	.125	305	1-0-0		218	184	297		17	17
TOTALS		RPI 1-25	RPI 26-50		W-L RECORDS		RPI 51-100		RPI 101-150		RPI 150+	
3-13-1		0-0-0	0-1-0		OVERALL		0-1-0		0-4-0		3-7-1	
3-3-0		0-0-0	0-0-0		HOME		0-0-0		0-1-0		3-2-0	
0-9-1		0-0-0	0-1-0		AWAY		0-1-0		0-3-0		0-4-1	
0-1-0		0-0-0	0-0-0		NEUTRAL		0-0-0		0-0-0		0-1-0	
1-7-0		0-0-0	0-1-0		NON-CONFERENCE		0-1-0		0-1-0		1-4-0	
1-1-0		0-0-0	0-0-0		HOME		0-0-0		0-0-0		1-1-0	
0-5-0		0-0-0	0-0-		AWAY		0-1-0		0-1-0		0-2-0	
0-1-0		0-0-0	0-0-0		NEUTRAL		0-0-0		0-0-0		0-1-0	
2-6-1		0-0-0	0-0-0		CONFERENCE		0-0-0		0-3-0		2-3-1	
2-2-0		0-0-0	0-0-0		HOME		0-0-0		0-1-0		2-1-0	
0-4-1		0-0-0	0-0-0		AWAY		0-0-0		0-2-0		0-2-1	
0-0-0		0-0-0	0-0-0		NEUTRAL		0-0-0		0-0-0		0-0-0	
RPI S	Opponent	Score	RPI S	Opponent	Score	RPI S	Opponent	Score	RPI S	Opponent	Score	
			26 A	California	0 3	86 A	San Diego	1 5	103 A	San Diego St.	0 2	
									113 A	Boise St.	0 3	
									119 H	Utah St.	0 2	
									125 A	Cal Poly	0 3	
									160 H	UC Santa Barbara	0 2	
									163 A	San Francisco	1 2	
									168 H	UNLV	1 0	
									208 A	New Mexico	1 2	
									239 A	Wyoming	0 1	
									242 N	UC Riverside	1 2	
									262 A	Sacramento St.	0 1	
									266 H	Nevada	1 2	
									273 H	Pacific	3 2	
									289 A	Air Force	0 0	
									305 H	Colorado St.	1 0	
LAST 10 GAMES												
			305 H	Colorado St.	1 0	266 H	Nevada	1 2				
			239 A	Wyoming	0 1	168 H	UNLV	1 0				
			289 A	Air Force	0 0	103 A	San Diego St.	0 2				
			119 H	Utah St.	0 2	208 A	New Mexico	1 2				
			113 A	Boise St.	0 3	273 H	Pacific	3 2				

Non-Div. I Games:

San Jose St.

Average RPI Win:	294	WON-LOST RECORD	WINNING PCT. RANK	LAST 10 GAMES	STRENGTH OF SCHEDULE	OPP. STRENGTH OF SCHEDULE	TEAM RPI	ADJ RPI	CONF. RPI	ADJ CONF. RPI			
Average RPI Loss:	212	5-12-1	.30556	275	2-7-1	300	305	300	.38956	301	29	29	
DIV. I ONLY		3-5-0	.375	229	0-0-0	310	293	295	.38727	295	30	30	
DIV. I NON-CONF.													
<hr/>													
TOTALS	RPI 1-25	RPI 26-50		W-L RECORDS		RPI 51-100		RPI 101-150		RPI 150+			
5-12-1	0-0-0	0-0-0		OVERALL		0-1-0		0-1-0		5-10-1			
4-4-1	0-0-0	0-0-0		HOME		0-0-0		0-0-0		4-4-1			
1-8-0	0-0-0	0-0-0		AWAY		0-1-0		0-1-0		1-6-0			
0-0-0	0-0-0	0-0-0		NEUTRAL		0-0-0		0-0-0		0-0-0			
3-5-0	0-0-0	0-0-0		NON-CONFERENCE		0-0-0		0-0-0		3-5-0			
2-2-0	0-0-0	0-0-0		HOME		0-0-0		0-0-0		2-2-0			
1-3-0	0-0-0	0-0-		AWAY		0-0-0		0-0-0		1-3-0			
0-0-0	0-0-0	0-0-0		NEUTRAL		0-0-0		0-0-0		0-0-0			
2-7-1	0-0-0	0-0-0		CONFERENCE		0-1-0		0-1-0		2-5-1			
2-2-1	0-0-0	0-0-0		HOME		0-0-0		0-0-0		2-2-1			
0-5-0	0-0-0	0-0-0		AWAY		0-1-0		0-1-0		0-3-0			
0-0-0	0-0-0	0-0-0		NEUTRAL		0-0-0		0-0-0		0-0-0			
RPI	S	Opponent	Score	RPI	S	Opponent	Score	RPI	S	Opponent	Score		
						65	A Monmouth	0	6	144	A Fairfield	0	2
										155	H Columbia	2	3
										166	A Wagner	1	2
										221	H Iona	1	1
										223	H Binghamton	0	1
										229	H Fordham	2	1
										234	H Siena	1	3
										235	H Rider	1	2
										237	A Marist	0	1
										247	A Lafayette	1	2
										248	A Quinnipiac	0	1
										288	A Niagara	1	2
										290	A Holy Cross	1	0
										297	A Rhode Island	1	3
										309	H Canisius	2	1
										319	H Saint Peter's	7	2
										325	H Delaware St.	2	0
<hr/>													
LAST 10 GAMES													
						234	H Siena	1	3	309	H Canisius	2	1
						248	A Quinnipiac	0	1	65	A Monmouth	0	6
						235	H Rider	1	2	288	A Niagara	1	2
						319	H Saint Peter's	7	2	221	H Iona	1	1
						144	A Fairfield	0	2	237	A Marist	0	1

Non-Div. I Games:

Manhattan

Average RPI Win:	316	WON-LOST RECORD	WINNING PCT. RANK	LAST 10 GAMES	STRENGTH OF SCHEDULE	OPP. STRENGTH OF SCHEDULE	TEAM RPI	ADJ RPI	CONF. RPI	ADJ CONF. RPI		
Average RPI Loss:	218											
DIV. I ONLY	4-9-2	.33333	265	4-4-1	307	318	303	.38636	302	32	32	
DIV. I NON-CONF.	0-7-1	.0625	314	0-2-0	220	226	312	.36281	311	32	32	
<hr/>												
TOTALS	RPI 1-25	RPI 26-50		W-L RECORDS	RPI 51-100		RPI 101-150		RPI 150+			
4-9-2	0-0-0	0-0-0		OVERALL	0-0-0		0-2-0		4-7-2			
2-2-2	0-0-0	0-0-0		HOME	0-0-0		0-0-0		2-2-2			
2-5-0	0-0-0	0-0-0		AWAY	0-0-0		0-1-0		2-4-0			
0-2-0	0-0-0	0-0-0		NEUTRAL	0-0-0		0-1-0		0-1-0			
<hr/>												
0-7-1	0-0-0	0-0-0		NON-CONFERENCE	0-0-0		0-2-0		0-5-1			
0-1-1	0-0-0	0-0-0		HOME	0-0-0		0-0-0		0-1-1			
0-4-0	0-0-0	0-0-		AWAY	0-0-0		0-1-0		0-3-0			
0-2-0	0-0-0	0-0-0		NEUTRAL	0-0-0		0-1-0		0-1-0			
<hr/>												
4-2-1	0-0-0	0-0-0		CONFERENCE	0-0-0		0-0-0		4-2-1			
2-1-1	0-0-0	0-0-0		HOME	0-0-0		0-0-0		2-1-1			
2-1-0	0-0-0	0-0-0		AWAY	0-0-0		0-0-0		2-1-0			
0-0-0	0-0-0	0-0-0		NEUTRAL	0-0-0		0-0-0		0-0-0			
<hr/>												
RPI S	Opponent	Score	RPI S	Opponent	Score	RPI S	Opponent	Score	RPI S	Opponent	Score	
									104 A	Southeastern La.	1	3
									136 N	South Ala.	0	5
									190 H	Northwestern St.	0	1
									193 H	Louisiana Tech	0	0
									219 N	Southern Miss.	0	4
									225 A	Mississippi St.	2	4
									236 A	Troy	0	5
									267 A	McNeese St.	0	2
									287 A	Alabama St.	1	2
									295 A	Southern U.	2	1
									299 H	Prairie View	0	1
									318 H	Mississippi Val.	2	2
									322 H	Texas Southern	2	1
									323 H	Alcorn	5	0
									324 A	Alabama A&M	2	1
<hr/>												
			LAST 10 GAMES									
			318 H Mississippi Val.			2	2	322 H Texas Southern			2	1
			323 H Alcorn			5	0	299 H Prairie View			0	1
			295 A Southern U.			2	1	225 A Mississippi St.			2	4
			287 A Alabama St.			1	2	219 N Southern Miss.			0	4
			324 A Alabama A&M			2	1	190 H Northwestern St.			0	1

Non-Div. I Games: Millsaps 6 0

Jackson St.

Average RPI Win:	279	WON-LOST	WINNING	LAST 10	STRENGTH OF	OPP. STRENGTH	TEAM	ADJ	CONF.	ADJ CONF.		
Average RPI Loss:	222	RECORD	PCT. RANK	GAMES	SCHEDULE	OF SCHEDULE	RPI	RPI	RPI	RPI		
DIV. I ONLY	4-13-2	.26316	292	0-9-1	293	311	305	.38537	303	28	28	
DIV. I NON-CONF.	4-4-1	.5	148	0-0-0	269	316	234	.44403	235	28	28	
<hr/>												
TOTALS	RPI 1-25	RPI 26-50		W-L RECORDS		RPI 51-100		RPI 101-150		RPI 150+		
4-13-2	0-0-0	0-0-0		OVERALL		0-0-0		0-0-0		4-13-2		
3-5-1	0-0-0	0-0-0		HOME		0-0-0		0-0-0		3-5-1		
1-8-1	0-0-0	0-0-0		AWAY		0-0-0		0-0-0		1-8-1		
0-0-0	0-0-0	0-0-0		NEUTRAL		0-0-0		0-0-0		0-0-0		
<hr/>												
4-4-1	0-0-0	0-0-0		NON-CONFERENCE		0-0-0		0-0-0		4-4-1		
3-1-0	0-0-0	0-0-0		HOME		0-0-0		0-0-0		3-1-0		
1-3-1	0-0-0	0-0-		AWAY		0-0-0		0-0-0		1-3-1		
0-0-0	0-0-0	0-0-0		NEUTRAL		0-0-0		0-0-0		0-0-0		
<hr/>												
0-9-1	0-0-0	0-0-0		CONFERENCE		0-0-0		0-0-0		0-9-1		
0-4-1	0-0-0	0-0-0		HOME		0-0-0		0-0-0		0-4-1		
0-5-0	0-0-0	0-0-0		AWAY		0-0-0		0-0-0		0-5-0		
0-0-0	0-0-0	0-0-0		NEUTRAL		0-0-0		0-0-0		0-0-0		
<hr/>												
RPI	S	Opponent	Score	RPI	S	Opponent	Score	RPI	S	Opponent	Score	
								151	H	Austin Peay	0	3
								165	A	La.-Lafayette	1	1
								173	A	UT Martin	1	3
								174	A	Southeast Mo. St.	0	2
								191	A	SIU Edwardsville	1	5
								192	A	Mercer	0	4
								213	A	Citadel	1	3
								216	H	Morehead St.	1	2
								231	A	Belmont	1	5
								232	H	Georgia St.	0	2
								236	H	Troy	1	0
								251	H	Eastern Ky.	0	1
								267	A	McNeese St.	1	0
								281	A	Charleston So.	2	4
								286	H	Murray St.	0	1
								287	H	Alabama St.	2	1
								294	A	Eastern Ill.	1	2
								315	H	Tennessee Tech	0	0
								324	H	Alabama A&M	4	0
								<hr/>				
LAST 10 GAMES												
151 H Austin Peay				0	3	231 A Belmont				1	5	
286 H Murray St.				0	1	174 A Southeast Mo. St.				0	2	
191 A SIU Edwardsville				1	5	173 A UT Martin				1	3	
294 A Eastern Ill.				1	2	216 H Morehead St.				1	2	
315 H Tennessee Tech				0	0	251 H Eastern Ky.				0	1	

Non-Div. I Games:

Jacksonville St.

Average RPI Win: 294		WON-LOST	WINNING	LAST 10	STRENGTH OF		OPP. STRENGTH	TEAM	ADJ		CONF.	ADJ CONF.					
Average RPI Loss: 194		RECORD	PCT. RANK	GAMES	SCHEDULE		OF SCHEDULE	RPI	RPI		RPI	RPI					
DIV. I ONLY		5-12-1	.30556	275	4-5-1		311	276	306	.38327	304	30	30				
DIV. I NON-CONF.		1-5-0	.16667	295	0-0-0		318	213	321	.3318	320	29	29				
<hr/>																	
TOTALS		RPI 1-25		RPI 26-50		W-L RECORDS		RPI 51-100		RPI 101-150		RPI 150+					
5-12-1		0-0-0		0-0-0		OVERALL		0-2-0		0-2-0		5-8-1					
2-3-1		0-0-0		0-0-0		HOME		0-1-0		0-0-0		2-2-1					
3-9-0		0-0-0		0-0-0		AWAY		0-1-0		0-2-0		3-6-0					
0-0-0		0-0-0		0-0-0		NEUTRAL		0-0-0		0-0-0		0-0-0					
1-5-0		0-0-0		0-0-0		NON-CONFERENCE		0-0-0		0-2-0		1-3-0					
0-0-0		0-0-0		0-0-0		HOME		0-0-0		0-0-0		0-0-0					
1-5-0		0-0-0		0-0-		AWAY		0-0-0		0-2-0		1-3-0					
0-0-0		0-0-0		0-0-0		NEUTRAL		0-0-0		0-0-0		0-0-0					
4-7-1		0-0-0		0-0-0		CONFERENCE		0-2-0		0-0-0		4-5-1					
2-3-1		0-0-0		0-0-0		HOME		0-1-0		0-0-0		2-2-1					
2-4-0		0-0-0		0-0-0		AWAY		0-1-0		0-0-0		2-3-0					
0-0-0		0-0-0		0-0-0		NEUTRAL		0-0-0		0-0-0		0-0-0					
RPI	S	Opponent	Score	RPI	S	Opponent	Score	RPI	S	Opponent	Score	RPI	S	Opponent	Score		
								66	A	Seattle	1	3	145	A	Northern Ariz.	0	1
								66	H	Seattle	0	5	149	A	St. Mary's (CA)	0	3
													177	A	Valparaiso	0	1
													201	A	UMKC	2	6
													201	H	UMKC	0	1
													230	A	Utah Valley	0	3
													230	H	Utah Valley	3	5
													257	A	IUPUI	0	2
													283	A	New Mexico St.	2	1
													283	H	New Mexico St.	1	0
													285	A	Bakersfield	1	0
													285	H	Bakersfield	1	1
													289	A	Air Force	0	1
													305	A	Colorado St.	1	0
													313	A	Idaho	1	3
													313	H	Idaho	2	0
<hr/>																	
LAST 10 GAMES																	

Non-Div. I Games:

Grand Canyon

Average RPI Win:	266	WON-LOST RECORD	WINNING PCT. RANK	LAST 10 GAMES	STRENGTH OF SCHEDULE	OPP. STRENGTH OF SCHEDULE	TEAM RPI	ADJ RPI	CONF. RPI	ADJ CONF. RPI	
Average RPI Loss:	188										
DIV. I ONLY	1-13-2	.125	319	1-9-0	186	277	304	.38319	305	23	23
DIV. I NON-CONF.	0-4-2	.16667	295	0-0-0	67	312	257	.43002	261	17	17
<hr/>											
TOTALS	RPI 1-25	RPI 26-50		W-L RECORDS	RPI 51-100		RPI 101-150		RPI 150+		
1-13-2	0-0-0	0-1-0		OVERALL	0-0-0		0-4-1		1-8-1		
0-6-0	0-0-0	0-0-0		HOME	0-0-0		0-2-0		0-4-0		
1-7-1	0-0-0	0-0-0		AWAY	0-0-0		0-0-0		1-0-0		
0-0-1	0-0-0	0-0-0		NEUTRAL	0-0-0		0-0-0		0-0-1		
<hr/>											
0-4-2	0-0-0	0-1-0		NON-CONFERENCE	0-0-0		0-1-1		0-2-1		
0-1-0	0-0-0	0-0-0		HOME	0-0-0		0-0-0		0-1-0		
0-3-1	0-0-0	0-0-		AWAY	0-0-0		0-1-1		0-1-0		
0-0-1	0-0-0	0-0-0		NEUTRAL	0-0-0		0-0-0		0-0-1		
<hr/>											
1-9-0	0-0-0	0-0-0		CONFERENCE	0-0-0		0-3-0		1-6-0		
0-5-0	0-0-0	0-0-0		HOME	0-0-0		0-2-0		0-3-0		
1-4-0	0-0-0	0-0-0		AWAY	0-0-0		0-1-0		1-3-0		
0-0-0	0-0-0	0-0-0		NEUTRAL	0-0-0		0-0-0		0-0-0		
<hr/>											
RPI S	Opponent	Score	RPI S	Opponent	Score	RPI S	Opponent	Score	RPI S	Opponent	Score
			34 A	Texas Tech	0 6				103 A	San Diego St.	0 3
									113 H	Boise St.	0 3
									119 H	Utah St.	0 3
									123 A	SMU	0 4
									145 A	Northern Ariz.	1 1
									168 A	UNLV	0 1
									182 A	Fresno St.	0 3
									191 N	SIU Edwardsville	0 0
									208 H	New Mexico	0 3
									239 H	Wyoming	0 3
									264 A	North Dakota St.	0 1
									266 A	Nevada	1 0
									289 H	Air Force	1 2
									300 A	San Jose St.	0 1
									304 H	Grand Canyon	0 1
<hr/>											
LAST 10 GAMES											
	300 A	San Jose St.	0	1		266 A	Nevada	1	0		
	182 A	Fresno St.	0	3		208 H	New Mexico	0	3		
	113 H	Boise St.	0	3		103 A	San Diego St.	0	3		
	119 H	Utah St.	0	3		239 H	Wyoming	0	3		
	168 A	UNLV	0	1		289 H	Air Force	1	2		

Non-Div. I Games:

Colorado St.

Average RPI Win:	231	WON-LOST RECORD	WINNING PCT. RANK	LAST 10 GAMES	STRENGTH OF SCHEDULE	OPP. STRENGTH OF SCHEDULE	TEAM RPI	ADJ RPI	CONF. RPI	ADJ CONF. RPI		
DIV. I ONLY		2-11-0	.15385	313	1-7-0	225	186	302	.38252	306	15	15
DIV. I NON-CONF.		1-4-0	.2	291	0-0-0	294	177	306	.36327	310	18	19
<hr/>												
TOTALS	RPI 1-25	RPI 26-50		W-L RECORDS		RPI 51-100		RPI 101-150		RPI 150+		
2-11-0	0-0-0	0-0-0		OVERALL		0-2-0		0-2-0		2-7-0		
1-4-0	0-0-0	0-0-0		HOME		0-0-0		0-2-0		1-2-0		
1-6-0	0-0-0	0-0-0		AWAY		0-0-0		0-0-0		1-0-0		
0-1-0	0-0-0	0-0-0		NEUTRAL		0-1-0		0-0-0		0-0-0		
1-4-0	0-0-0	0-0-0		NON-CONFERENCE		0-1-0		0-0-0		1-3-0		
0-2-0	0-0-0	0-0-0		HOME		0-0-0		0-0-0		0-2-0		
1-1-0	0-0-0	0-0-		AWAY		0-0-0		0-0-0		1-1-0		
0-1-0	0-0-0	0-0-0		NEUTRAL		0-1-0		0-0-0		0-0-0		
1-7-0	0-0-0	0-0-0		CONFERENCE		0-1-0		0-2-0		1-4-0		
1-2-0	0-0-0	0-0-0		HOME		0-0-0		0-2-0		1-0-0		
0-5-0	0-0-0	0-0-0		AWAY		0-1-0		0-0-0		0-4-0		
0-0-0	0-0-0	0-0-0		NEUTRAL		0-0-0		0-0-0		0-0-0		
RPI	S	Opponent	Score	RPI	S	Opponent	Score	RPI	S	Opponent	Score	
						63 A Oral Roberts	1 2			104 H Southeastern La.	0 1	
						82 N Elon	0 3			147 H Nicholls St.	1 2	
										167 A UNC Wilmington	2 4	
										194 A UTSA	2 1	
										206 A Sam Houston St.	0 2	
										209 A Lamar	0 3	
										211 A Central Ark.	1 2	
										245 H Houston	1 2	
										252 A Houston Baptist	0 4	
										267 H McNeese St.	1 0	
										272 H Campbell	1 2	

Non-Div. I Games:	Incarnate Word	0	3	Dallas Baptist	3	4	Abilene Christian	1	2
-------------------	----------------	---	---	----------------	---	---	-------------------	---	---

A&M-Corpus Christi

Average RPI Win:	296	WON-LOST RECORD	WINNING PCT. RANK	LAST 10 GAMES	STRENGTH OF SCHEDULE	OPP. STRENGTH OF SCHEDULE	TEAM RPI	ADJ RPI	CONF. RPI	ADJ CONF. RPI	
Average RPI Loss:	176										
DIV. I ONLY	2-14-1	.14706	314	1-8-1	221	267	307	.38168	307	25	25
DIV. I NON-CONF.	1-8-0	.11111	308	0-2-0	232	238	307	.36778	304	25	25
<hr/>											
TOTALS	RPI 1-25	RPI 26-50		W-L RECORDS	RPI 51-100		RPI 101-150		RPI 150+		
2-14-1	0-0-0	0-0-0		OVERALL	0-4-0		0-0-0		2-10-1		
1-5-0	0-0-0	0-0-0		HOME	0-1-0		0-0-0		1-4-0		
1-9-1	0-0-0	0-0-0		AWAY	0-3-0		0-0-0		1-6-1		
0-0-0	0-0-0	0-0-0		NEUTRAL	0-0-0		0-0-0		0-0-0		
<hr/>											
1-8-0	0-0-0	0-0-0		NON-CONFERENCE	0-3-0		0-0-0		1-5-0		
0-2-0	0-0-0	0-0-0		HOME	0-1-0		0-0-0		0-1-0		
1-6-0	0-0-0	0-0-		AWAY	0-2-0		0-0-0		1-4-0		
0-0-0	0-0-0	0-0-0		NEUTRAL	0-0-0		0-0-0		0-0-0		
<hr/>											
1-6-1	0-0-0	0-0-0		CONFERENCE	0-1-0		0-0-0		1-5-1		
1-3-0	0-0-0	0-0-0		HOME	0-0-0		0-0-0		1-3-0		
0-3-1	0-0-0	0-0-0		AWAY	0-1-0		0-0-0		0-2-1		
0-0-0	0-0-0	0-0-0		NEUTRAL	0-0-0		0-0-0		0-0-0		
<hr/>											
RPI S	Opponent	Score	RPI S	Opponent	Score	RPI S	Opponent	Score	RPI S	Opponent	Score
						69 A	FGCU	0 5	155 H	Columbia	0 3
						85 A	Syracuse	0 4	161 H	Hartford	1 3
						90 A	Stony Brook	0 4	170 H	Maine	1 2
						100 H	Hofstra	0 6	171 A	Cornell	4 5
									175 A	UMBC	1 3
									221 A	Iona	1 2
									223 H	Binghamton	0 2
									243 A	Vermont	1 2
									261 A	New Hampshire	1 1
									278 A	Fla. Atlantic	2 0
									297 A	Rhode Island	0 1
									309 A	Canisius	0 3
			314 H	UMass Lowell	2 0						
			LAST 10 GAMES								
			314 H	UMass Lowell	2 0	175 A	UMBC	1 3			
			170 H	Maine	1 2	261 A	New Hampshire	1 1			
			243 A	Vermont	1 2	161 H	Hartford	1 3			
			90 A	Stony Brook	0 4	297 A	Rhode Island	0 1			
			223 H	Binghamton	0 2	155 H	Columbia	0 3			

Non-Div. I Games:

Albany (NY)

Average RPI Win: 294		WON-LOST	WINNING	LAST 10	STRENGTH OF		OPP. STRENGTH	TEAM	ADJ	CONF.	ADJ CONF.
Average RPI Loss: 189		RECORD	PCT. RANK	GAMES	SCHEDULE		OF SCHEDULE	RPI	RPI	RPI	RPI
DIV. I ONLY		3-14-1	.19444	304	1-9-0		263	285	309	.38034	308
DIV. I NON-CONF.		2-5-1	.3125	257	0-0-0		309	288	300	.37351	301
TOTALS		RPI 1-25	RPI 26-50		W-L RECORDS		RPI 51-100		RPI 101-150		RPI 150+
3-14-1	0-0-0	0-0-0		OVERALL		0-1-0		0-6-0		3-7-1	
1-7-1	0-0-0	0-0-0		HOME		0-0-0		0-4-0		1-3-1	
1-7-0	0-0-0	0-0-0		AWAY		0-1-0		0-2-0		1-4-0	
1-0-0	0-0-0	0-0-0		NEUTRAL		0-0-0		0-0-0		1-0-0	
2-5-1	0-0-0	0-0-0		NON-CONFERENCE		0-0-0		0-2-0		2-3-1	
1-2-1	0-0-0	0-0-0		HOME		0-0-0		0-1-0		1-1-1	
0-3-0	0-0-0	0-0-0		AWAY		0-0-0		0-1-0		0-2-0	
1-0-0	0-0-0	0-0-0		NEUTRAL		0-0-0		0-0-0		1-0-0	
1-9-0	0-0-0	0-0-0		CONFERENCE		0-1-0		0-4-0		1-4-0	
0-5-0	0-0-0	0-0-0		HOME		0-0-0		0-3-0		0-2-0	
1-4-0	0-0-0	0-0-0		AWAY		0-1-0		0-1-0		1-2-0	
0-0-0	0-0-0	0-0-0		NEUTRAL		0-0-0		0-0-0		0-0-0	
RPI S	Opponent	Score	RPI S	Opponent	Score	RPI S	Opponent	Score	RPI S	Opponent	Score
						73 A	Radford	2 3	106 H	Liberty	1 3
									112 A	Charlotte	1 2
									133 H	High Point	0 1
									137 H	Winthrop	1 4
									142 H	Wofford	1 2
									143 A	Coastal Caro.	0 7
									164 H	Longwood	0 3
									202 H	North Florida	1 1
									204 H	Presbyterian	0 1
									236 A	Troy	1 3
									272 A	Campbell	1 0
									277 H	USC Upstate	0 1
									281 A	Charleston So.	0 1
									293 H	Chattanooga	3 0
									316 N	Francis Marion	2 1
									320 A	South Carolina St.	0 2
									321 A	VMI	0 2
LAST 10 GAMES											
						281 A	Charleston So.	0 1	321 A	VMI	0 2
						204 H	Presbyterian	0 1	272 A	Campbell	1 0
						106 H	Liberty	1 3	143 A	Coastal Caro.	0 7
						73 A	Radford	2 3	133 H	High Point	0 1
						164 H	Longwood	0 3	137 H	Winthrop	1 4

Non-Div. I Games:

Gardner-Webb

Average RPI Win: 284		WON-LOST	WINNING	LAST 10	STRENGTH OF		OPP. STRENGTH	TEAM	ADJ		CONF.	ADJ CONF.		
Average RPI Loss: 224		RECORD	PCT. RANK	GAMES	SCHEDULE		OF SCHEDULE	RPI	RPI		RPI	RPI		
DIV. I ONLY		5-13-1	.28947	285	3-7-0		305	302	308		.37892	309		
DIV. I NON-CONF.		2-6-1	.27778	270	0-0-0		317	291	317		.35005	316		
TOTALS		RPI 1-25	RPI 26-50		W-L RECORDS		RPI 51-100		RPI 101-150		RPI 150+			
5-13-1	0-0-0	0-0-0		OVERALL		0-1-0		0-1-0		5-11-1				
5-5-0	0-0-0	0-0-0		HOME		0-0-0		0-1-0		5-4-0				
0-8-1	0-0-0	0-0-0		AWAY		0-1-0		0-0-0		0-7-1				
0-0-0	0-0-0	0-0-0		NEUTRAL		0-0-0		0-0-0		0-0-0				
2-6-1	0-0-0	0-0-0		NON-CONFERENCE		0-0-0		0-0-0		2-6-1				
2-3-0	0-0-0	0-0-0		HOME		0-0-0		0-0-0		2-3-0				
0-3-1	0-0-0	0-0-		AWAY		0-0-0		0-0-0		0-3-1				
0-0-0	0-0-0	0-0-0		NEUTRAL		0-0-0		0-0-0		0-0-0				
3-7-0	0-0-0	0-0-0		CONFERENCE		0-1-0		0-1-0		3-5-0				
3-2-0	0-0-0	0-0-0		HOME		0-0-0		0-1-0		3-1-0				
0-5-0	0-0-0	0-0-0		AWAY		0-1-0		0-0-0		0-4-0				
0-0-0	0-0-0	0-0-0		NEUTRAL		0-0-0		0-0-0		0-0-0				
RPI S	Opponent	Score	RPI S	Opponent	Score	RPI S	Opponent	Score	RPI S	Opponent	Score			
						65 A Monmouth	1	2	144 H Fairfield	1	6			
						152 H Detroit	1	2						
						197 H St. Bonaventure	0	2						
						213 A Citadel	1	1						
						221 A Iona	0	1						
						234 A Siena	0	2						
						235 H Rider	2	1						
						237 H Marist	0	1						
						248 H Quinnipiac	2	1						
						255 A Cleveland St.	2	3						
						269 A Northern Ky.	1	6						
						271 H Akron	1	2						
						281 A Charleston So.	3	5						
						288 A Niagara	0	1						
						301 A Manhattan	1	2						
						307 H Albany (NY)	3	0						
						311 H Youngstown St.	1	0						
						319 H Saint Peter's	4	3						
						LAST 10 GAMES								
						319 H Saint Peter's	4	3	301 A Manhattan	1	2			
248 H Quinnipiac	2	1	288 A Niagara	0	1									
234 A Siena	0	2	65 A Monmouth	1	2									
144 H Fairfield	1	6	235 H Rider	2	1									
237 H Marist	0	1	221 A Iona	0	1									

Non-Div. I Games:

Canisius

Average RPI Win:	0	WON-LOST	WINNING	LAST 10	STRENGTH OF	OPP. STRENGTH	TEAM	ADJ	CONF.	ADJ CONF.										
Average RPI Loss:	185	RECORD	PCT. RANK	GAMES	SCHEDULE	OF SCHEDULE	RPI	RPI	RPI	RPI										
DIV. I ONLY		0-14-2	.0625	326	0-8-2	176	254	312	.37291	310	20	20								
DIV. I NON-CONF.		0-6-0	0	317	0-0-0	171	210	308	.36563	307	20	20								
<hr/>																				
TOTALS	RPI 1-25	RPI 26-50		W-L RECORDS		RPI 51-100		RPI 101-150		RPI 150+										
0-14-2	0-0-0	0-0-0		OVERALL		0-2-0		0-2-1		0-10-1										
0-6-2	0-0-0	0-0-0		HOME		0-1-0		0-2-1		0-3-1										
0-8-0	0-0-0	0-0-0		AWAY		0-1-0		0-0-0		0-7-0										
0-0-0	0-0-0	0-0-0		NEUTRAL		0-0-0		0-0-0		0-0-0										
<hr/>																				
0-6-0	0-0-0	0-0-0		NON-CONFERENCE		0-2-0		0-0-0		0-4-0										
0-2-0	0-0-0	0-0-0		HOME		0-1-0		0-0-0		0-1-0										
0-4-0	0-0-0	0-0-		AWAY		0-1-0		0-0-0		0-3-0										
0-0-0	0-0-0	0-0-0		NEUTRAL		0-0-0		0-0-0		0-0-0										
<hr/>																				
0-8-2	0-0-0	0-0-0		CONFERENCE		0-0-0		0-2-1		0-6-1										
0-4-2	0-0-0	0-0-0		HOME		0-0-0		0-2-1		0-2-1										
0-4-0	0-0-0	0-0-0		AWAY		0-0-0		0-0-0		0-4-0										
0-0-0	0-0-0	0-0-0		NEUTRAL		0-0-0		0-0-0		0-0-0										
<hr/>																				
RPI S	Opponent	Score	RPI S	Opponent	Score	RPI S	Opponent	Score	RPI S	Opponent	Score									
						51 H	Butler	1	2	102 H	Eastern Mich.	1	2							
						68 A	Michigan St.	1	3	139 H	Miami (OH)	1	1							
										146 H	Western Mich.	0	5							
										152 A	Detroit	0	3							
										181 A	Kent St.	1	5							
										198 A	Ohio	1	3							
										203 H	Evansville	1	2							
										207 H	Ball St.	0	2							
										244 H	Toledo	0	2							
										249 A	Buffalo	0	1							
										255 A	Cleveland St.	1	2							
										257 A	IUPUI	0	1							
										259 H	Northern Ill.	0	0							
										271 A	Akron	1	2							
						<hr/>														
			LAST 10 GAMES																	
			139 H Miami (OH)			1			1			259 H Northern Ill.			0			0		
			207 H Ball St.			0			2			146 H Western Mich.			0			5		
			271 A Akron			1			2			102 H Eastern Mich.			1			2		
			249 A Buffalo			0			1			181 A Kent St.			1			5		
			244 H Toledo			0			2			198 A Ohio			1			3		

Non-Div. I Games:

Bowling Green

Average RPI Win:	266	WON-LOST RECORD	WINNING PCT. RANK	LAST 10 GAMES	STRENGTH OF SCHEDULE	OPP. STRENGTH OF SCHEDULE	TEAM RPI	ADJ RPI	CONF. RPI	ADJ CONF. RPI					
Average RPI Loss:	206														
DIV. I ONLY	3-11-1	.23333	300	2-7-0	299	273	310	.37271	311	17	17				
DIV. I NON-CONF.	1-7-1	.16667	295	0-3-0	312	310	322	.32573	323	16	16				
<hr/>															
TOTALS	RPI 1-25	RPI 26-50		W-L RECORDS		RPI 51-100		RPI 101-150		RPI 150+					
3-11-1	0-0-0	0-0-0		OVERALL		0-0-0		0-3-0		3-8-1					
1-4-1	0-0-0	0-0-0		HOME		0-0-0		0-0-0		1-4-1					
2-7-0	0-0-0	0-0-0		AWAY		0-0-0		0-3-0		2-4-0					
0-0-0	0-0-0	0-0-0		NEUTRAL		0-0-0		0-0-0		0-0-0					
1-7-1	0-0-0	0-0-0		NON-CONFERENCE		0-0-0		0-0-0		1-7-1					
0-3-1	0-0-0	0-0-0		HOME		0-0-0		0-0-0		0-3-1					
1-4-0	0-0-0	0-0-		AWAY		0-0-0		0-0-0		1-4-0					
0-0-0	0-0-0	0-0-0		NEUTRAL		0-0-0		0-0-0		0-0-0					
2-4-0	0-0-0	0-0-0		CONFERENCE		0-0-0		0-3-0		2-1-0					
1-1-0	0-0-0	0-0-0		HOME		0-0-0		0-0-0		1-1-0					
1-3-0	0-0-0	0-0-0		AWAY		0-0-0		0-3-0		1-0-0					
0-0-0	0-0-0	0-0-0		NEUTRAL		0-0-0		0-0-0		0-0-0					
RPI	S	Opponent	Score	RPI	S	Opponent	Score	RPI	S	Opponent	Score				
								107	A	Milwaukee	2 3				
								108	A	Wright St.	0 1				
								130	A	Oakland	0 2				
								177	H	Valparaiso	0 2				
								181	A	Kent St.	0 3				
								198	H	Ohio	0 1				
								244	H	Toledo	0 1				
								249	A	Buffalo	0 1				
								254	H	Green Bay	2 1				
								255	A	Cleveland St.	1 0				
								269	A	Northern Ky.	2 3				
								271	H	Akron	1 1				
								288	A	Niagara	2 1				
								292	H	Robert Morris	0 1				
								309	A	Canisius	0 1				
<hr/>															
				LAST 10 GAMES											
						107	A	Milwaukee	2	3	108	A	Wright St.	0	1
						177	H	Valparaiso	0	2	181	A	Kent St.	0	3
						255	A	Cleveland St.	1	0	269	A	Northern Ky.	2	3
						130	A	Oakland	0	2	198	H	Ohio	0	1
						254	H	Green Bay	2	1	292	H	Robert Morris	0	1

Non-Div. I Games: Cedarville 2 1

Youngstown St.

Average RPI Win:	281	WON-LOST	WINNING	LAST 10	STRENGTH OF	OPP. STRENGTH	TEAM	ADJ	CONF.	ADJ CONF.		
Average RPI Loss:	184	RECORD	PCT. RANK	GAMES	SCHEDULE	OF SCHEDULE	RPI	RPI	RPI	RPI		
DIV. I ONLY	2-16-1	.13158	318	1-9-0	231	268	311	.37221	312	22	21	
DIV. I NON-CONF.	1-8-1	.15	301	0-1-0	245	271	304	.36739	305	22	22	
<hr/>												
TOTALS	RPI 1-25	RPI 26-50		W-L RECORDS		RPI 51-100		RPI 101-150		RPI 150+		
2-16-1	0-0-0	0-0-0		OVERALL		0-0-0		0-8-0		2-8-1		
2-5-1	0-0-0	0-0-0		HOME		0-0-0		0-3-0		2-2-1		
0-9-0	0-0-0	0-0-0		AWAY		0-0-0		0-4-0		0-5-0		
0-2-0	0-0-0	0-0-0		NEUTRAL		0-0-0		0-1-0		0-1-0		
1-8-1	0-0-0	0-0-0		NON-CONFERENCE		0-0-0		0-4-0		1-4-1		
1-1-1	0-0-0	0-0-0		HOME		0-0-0		0-1-0		1-0-1		
0-5-0	0-0-0	0-0-		AWAY		0-0-0		0-2-0		0-3-0		
0-2-0	0-0-0	0-0-0		NEUTRAL		0-0-0		0-1-0		0-1-0		
1-8-0	0-0-0	0-0-0		CONFERENCE		0-0-0		0-4-0		1-4-0		
1-4-0	0-0-0	0-0-0		HOME		0-0-0		0-2-0		1-2-0		
0-4-0	0-0-0	0-0-0		AWAY		0-0-0		0-2-0		0-2-0		
0-0-0	0-0-0	0-0-0		NEUTRAL		0-0-0		0-0-0		0-0-0		
RPI	S	Opponent	Score	RPI	S	Opponent	Score	RPI	S	Opponent	Score	
								109	A	Portland St.	0	1
								113	H	Boise St.	1	3
								115	H	Weber St.	0	3
								120	A	Creighton	0	6
								127	N	Xavier	0	3
								132	A	Iowa St.	0	4
								135	H	Northern Colo.	1	2
								145	A	Northern Ariz.	0	2
								183	H	Idaho St.	0	2
								187	A	South Dakota St.	1	6
								238	A	Southern Utah	2	3
								258	H	Montana	0	3
								260	A	Western Ill.	0	2
								262	A	Sacramento St.	0	1
								264	H	North Dakota St.	4	2
								271	N	Akron	1	4
								284	A	Neb. Omaha	0	2
								291	H	South Dakota	2	2
								298	H	Eastern Wash.	3	1
								LAST 10 GAMES				
115 H Weber St.				0	3	258 H Montana				0	3	
183 H Idaho St.				0	2	135 H Northern Colo.				1	2	
145 A Northern Ariz.				0	2	109 A Portland St.				0	1	
238 A Southern Utah				2	3	262 A Sacramento St.				0	1	
298 H Eastern Wash.				3	1	187 A South Dakota St.				1	6	

Non-Div. I Games:

North Dakota

Average RPI Win:	275	WON-LOST RECORD	WINNING PCT. RANK	LAST 10 GAMES	STRENGTH OF SCHEDULE	OPP. STRENGTH OF SCHEDULE	TEAM RPI	ADJ RPI	CONF. RPI	ADJ CONF. RPI	
Average RPI Loss:	206										
DIV. I ONLY	4-13-0	.23529	297	4-6-0	308	260	313	.36946	313	30	30
DIV. I NON-CONF.	0-7-0	0	317	0-0-0	199	166	314	.35523	314	29	29
<hr/>											
TOTALS	RPI 1-25	RPI 26-50		W-L RECORDS	RPI 51-100		RPI 101-150		RPI 150+		
4-13-0	0-0-0	0-1-0		OVERALL	0-0-0		0-2-0		4-10-0		
2-5-0	0-0-0	0-0-0		HOME	0-0-0		0-0-0		2-5-0		
2-8-0	0-0-0	0-1-0		AWAY	0-0-0		0-2-0		2-5-0		
0-0-0	0-0-0	0-0-0		NEUTRAL	0-0-0		0-0-0		0-0-0		
<hr/>											
0-7-0	0-0-0	0-1-0		NON-CONFERENCE	0-0-0		0-2-0		0-4-0		
0-2-0	0-0-0	0-0-0		HOME	0-0-0		0-0-0		0-2-0		
0-5-0	0-0-0	0-0-		AWAY	0-0-0		0-2-0		0-2-0		
0-0-0	0-0-0	0-0-0		NEUTRAL	0-0-0		0-0-0		0-0-0		
<hr/>											
4-6-0	0-0-0	0-0-0		CONFERENCE	0-0-0		0-0-0		4-6-0		
2-3-0	0-0-0	0-0-0		HOME	0-0-0		0-0-0		2-3-0		
2-3-0	0-0-0	0-0-0		AWAY	0-0-0		0-0-0		2-3-0		
0-0-0	0-0-0	0-0-0		NEUTRAL	0-0-0		0-0-0		0-0-0		
<hr/>											
RPI S	Opponent	Score	RPI S	Opponent	Score	RPI S	Opponent	Score	RPI S	Opponent	Score
			29 A	Washington St.	0 5				115 A	Weber St.	0 3
									120 A	Creighton	1 6
									168 H	UNLV	0 1
									183 A	Idaho St.	0 2
									201 A	UMKC	0 2
									201 H	UMKC	1 2
									230 A	Utah Valley	1 0
									230 H	Utah Valley	2 3
									264 A	North Dakota St.	2 3
									283 A	New Mexico St.	1 0
									283 H	New Mexico St.	3 2
									285 A	Bakersfield	0 1
									285 H	Bakersfield	0 1
									298 H	Eastern Wash.	1 2
									304 A	Grand Canyon	0 2
									304 H	Grand Canyon	3 1
<hr/>											
LAST 10 GAMES											
			283 A	New Mexico St.	1 0		285 A	Bakersfield	0 1		
			201 A	UMKC	0 2		230 A	Utah Valley	1 0		
			230 H	Utah Valley	2 3		201 H	UMKC	1 2		
			285 H	Bakersfield	0 1		283 H	New Mexico St.	3 2		
			304 A	Grand Canyon	0 2		304 H	Grand Canyon	3 1		

Non-Div. I Games:

Idaho

Average RPI Win: 175		WON-LOST	WINNING	LAST 10	STRENGTH OF		OPP. STRENGTH	TEAM	ADJ		CONF.	ADJ CONF.
Average RPI Loss: 190		RECORD	PCT. RANK	GAMES	SCHEDULE		OF SCHEDULE	RPI	RPI		RPI	RPI
DIV. I ONLY		1-16-1	.08333	323	1-8-1		220	250	315		25	25
DIV. I NON-CONF.		0-9-1	.05	316	0-1-1		235	217	315		25	25
TOTALS		RPI 1-25	RPI 26-50		W-L RECORDS		RPI 51-100		RPI 101-150		RPI 150+	
1-16-1		0-0-0	0-0-0		OVERALL		0-4-0		0-1-0		1-11-1	
1-5-0		0-0-0	0-0-0		HOME		0-2-0		0-0-0		1-3-0	
0-11-1		0-0-0	0-0-0		AWAY		0-2-0		0-1-0		0-8-1	
0-0-0		0-0-0	0-0-0		NEUTRAL		0-0-0		0-0-0		0-0-0	
0-9-1		0-0-0	0-0-0		NON-CONFERENCE		0-3-0		0-1-0		0-5-1	
0-2-0		0-0-0	0-0-0		HOME		0-2-0		0-0-0		0-0-0	
0-7-1		0-0-0	0-0-		AWAY		0-1-0		0-1-0		0-5-1	
0-0-0		0-0-0	0-0-0		NEUTRAL		0-0-0		0-0-0		0-0-0	
1-7-0		0-0-0	0-0-0		CONFERENCE		0-1-0		0-0-0		1-6-0	
1-3-0		0-0-0	0-0-0		HOME		0-0-0		0-0-0		1-3-0	
0-4-0		0-0-0	0-0-0		AWAY		0-1-0		0-0-0		0-3-0	
0-0-0		0-0-0	0-0-0		NEUTRAL		0-0-0		0-0-0		0-0-0	
RPI S	Opponent	Score	RPI S	Opponent	Score	RPI S	Opponent	Score	RPI S	Opponent	Score	
						78 H	Harvard	0 5	129 A	Cincinnati	1 4	
						84 H	Yale	1 3	161 H	Hartford	0 4	
						90 A	Stony Brook	0 1	170 A	Maine	1 3	
						96 A	Dartmouth	0 3	175 H	UMBC	3 2	
									197 A	St. Bonaventure	1 3	
									223 H	Binghamton	0 4	
									234 A	Siena	1 2	
									237 A	Marist	1 5	
									243 H	Vermont	1 3	
									255 A	Cleveland St.	0 2	
									261 A	New Hampshire	0 2	
									275 A	Sacred Heart	1 5	
									290 A	Holy Cross	0 0	
									307 A	Albany (NY)	0 2	
LAST 10 GAMES												
						307 A	Albany (NY)	0 2	161 H	Hartford	0 4	
						223 H	Binghamton	0 4	170 A	Maine	1 3	
						175 H	UMBC	3 2	90 A	Stony Brook	0 1	
						261 A	New Hampshire	0 2	243 H	Vermont	1 3	
						290 A	Holy Cross	0 0	96 A	Dartmouth	0 3	

Non-Div. I Games:

UMass Lowell

Average RPI Win:	219	WON-LOST RECORD	WINNING PCT. RANK	LAST 10 GAMES	STRENGTH OF SCHEDULE	OPP. STRENGTH OF SCHEDULE	TEAM RPI	ADJ RPI	CONF. RPI	ADJ CONF. RPI						
Average RPI Loss:	224															
DIV. I ONLY		2-14-1	.14706 314	2-7-1	240	313	314	.36695 315	28	28						
DIV. I NON-CONF.		1-7-0	.125 305	1-0-0	193	321	305	.36696 306	28	28						
<hr/>																
TOTALS	RPI 1-25	RPI 26-50		W-L RECORDS	RPI 51-100		RPI 101-150		RPI 150+							
2-14-1	0-0-0	0-0-0		OVERALL	0-0-0		0-0-0		2-14-1							
0-8-0	0-0-0	0-0-0		HOME	0-0-0		0-0-0		0-8-0							
2-5-1	0-0-0	0-0-0		AWAY	0-0-0		0-0-0		2-5-1							
0-1-0	0-0-0	0-0-0		NEUTRAL	0-0-0		0-0-0		0-1-0							
<hr/>																
1-7-0	0-0-0	0-0-0		NON-CONFERENCE	0-0-0		0-0-0		1-7-0							
0-3-0	0-0-0	0-0-0		HOME	0-0-0		0-0-0		0-3-0							
1-3-0	0-0-0	0-0-		AWAY	0-0-0		0-0-0		1-3-0							
0-1-0	0-0-0	0-0-0		NEUTRAL	0-0-0		0-0-0		0-1-0							
<hr/>																
1-7-1	0-0-0	0-0-0		CONFERENCE	0-0-0		0-0-0		1-7-1							
0-5-0	0-0-0	0-0-0		HOME	0-0-0		0-0-0		0-5-0							
1-2-1	0-0-0	0-0-0		AWAY	0-0-0		0-0-0		1-2-1							
0-0-0	0-0-0	0-0-0		NEUTRAL	0-0-0		0-0-0		0-0-0							
<hr/>																
RPI S	Opponent	Score	RPI S	Opponent	Score	RPI S	Opponent	Score	RPI S	Opponent	Score					
						151 H Austin Peay 0 5										
						157 N Kennesaw St. 0 1										
						172 A Middle Tenn. 0 3										
						173 H UT Martin 1 2										
						174 A Southeast Mo. St. 0 1										
						191 A SIU Edwardsville 1 0										
						203 H Evansville 1 2										
						207 A Ball St. 0 2										
						216 H Morehead St. 0 1										
						246 A East Tenn. St. 1 0										
						251 H Eastern Ky. 1 3										
						269 A Northern Ky. 0 1										
						286 H Murray St. 0 3										
						287 H Alabama St. 2 3										
						293 H Chattanooga 1 2										
						294 A Eastern Ill. 2 4										
						303 A Jacksonville St. 0 0										
						<hr/>										
									LAST 10 GAMES							
			251 H Eastern Ky. 1 3			286 H Murray St. 0 3										
			216 H Morehead St. 0 1			151 H Austin Peay 0 5										
			174 A Southeast Mo. St. 0 1			294 A Eastern Ill. 2 4										
			173 H UT Martin 1 2			191 A SIU Edwardsville 1 0										
			303 A Jacksonville St. 0 0			246 A East Tenn. St. 1 0										

Non-Div. I Games:	Findlay	3	1
-------------------	---------	---	---

Tennessee Tech

Average RPI Win: 320		WON-LOST	WINNING	LAST 10	STRENGTH OF		OPP. STRENGTH	TEAM	ADJ		CONF.	ADJ CONF.	
Average RPI Loss: 179		RECORD	PCT. RANK	GAMES	SCHEDULE		OF SCHEDULE	RPI	RPI		RPI	RPI	
DIV. I ONLY		1-17-0	.05556	327	1-9-0		209	264	316	.35876	316	31	31
DIV. I NON-CONF.		0-17-0	0	317	0-9-0		191	237	316	.34908	317	31	31
TOTALS		RPI 1-25	RPI 26-50		W-L RECORDS		RPI 51-100		RPI 101-150		RPI 150+		
1-17-0	0-0-0	0-0-0		OVERALL		0-3-0		0-4-0		1-10-0			
0-6-0	0-0-0	0-0-0		HOME		0-1-0		0-2-0		0-3-0			
1-9-0	0-0-0	0-0-0		AWAY		0-2-0		0-1-0		1-6-0			
0-2-0	0-0-0	0-0-0		NEUTRAL		0-0-0		0-1-0		0-1-0			
0-17-0	0-0-0	0-0-0		NON-CONFERENCE		0-3-0		0-4-0		0-10-0			
0-6-0	0-0-0	0-0-0		HOME		0-1-0		0-2-0		0-3-0			
0-9-0	0-0-0	0-0-		AWAY		0-2-0		0-1-0		0-6-0			
0-2-0	0-0-0	0-0-0		NEUTRAL		0-0-0		0-1-0		0-1-0			
1-0-0	0-0-0	0-0-0		CONFERENCE		0-0-0		0-0-0		1-0-0			
0-0-0	0-0-0	0-0-0		HOME		0-0-0		0-0-0		0-0-0			
1-0-0	0-0-0	0-0-0		AWAY		0-0-0		0-0-0		1-0-0			
0-0-0	0-0-0	0-0-0		NEUTRAL		0-0-0		0-0-0		0-0-0			
RPI	S	Opponent	Score	RPI	S	Opponent	Score	RPI	S	Opponent	Score		

Non-Div. I Games:

Francis Marion

Average RPI Win:	287	WON-LOST RECORD	WINNING PCT. RANK	LAST 10 GAMES	STRENGTH OF SCHEDULE	OPP. STRENGTH OF SCHEDULE	TEAM RPI	ADJ RPI	CONF. RPI	ADJ CONF. RPI	
Average RPI Loss:	205										
DIV. I ONLY		2-15-0	.11765 321	1-8-0	269	295	317	.35359 317	26	26	
DIV. I NON-CONF.		1-10-0	.09091 311	0-3-0	265	304	318	.33952 318	23	23	
<hr/>											
TOTALS	RPI 1-25	RPI 26-50		W-L RECORDS	RPI 51-100		RPI 101-150		RPI 150+		
2-15-0	0-0-0	0-1-0		OVERALL	0-1-0		0-1-0		2-12-0		
0-7-0	0-0-0	0-0-0		HOME	0-1-0		0-1-0		0-5-0		
1-7-0	0-0-0	0-1-0		AWAY	0-0-0		0-0-0		1-6-0		
1-1-0	0-0-0	0-0-0		NEUTRAL	0-0-0		0-0-0		1-1-0		
<hr/>											
1-10-0	0-0-0	0-1-0		NON-CONFERENCE	0-0-0		0-1-0		1-8-0		
0-4-0	0-0-0	0-0-0		HOME	0-0-0		0-1-0		0-3-0		
0-5-0	0-0-0	0-0-		AWAY	0-0-0		0-0-0		0-4-0		
1-1-0	0-0-0	0-0-0		NEUTRAL	0-0-0		0-0-0		1-1-0		
<hr/>											
1-5-0	0-0-0	0-0-0		CONFERENCE	0-1-0		0-0-0		1-4-0		
0-3-0	0-0-0	0-0-0		HOME	0-1-0		0-0-0		0-2-0		
1-2-0	0-0-0	0-0-0		AWAY	0-0-0		0-0-0		1-2-0		
0-0-0	0-0-0	0-0-0		NEUTRAL	0-0-0		0-0-0		0-0-0		
<hr/>											
RPI S	Opponent	Score	RPI S	Opponent	Score	RPI S	Opponent	Score	RPI S	Opponent	Score
			49 A	Iowa	1 2		81 H	Illinois St.	0 5		
									132 H	Iowa St.	0 2
									187 H	South Dakota St.	0 1
									188 H	Indiana St.	1 2
									203 H	Evansville	1 2
									207 A	Ball St.	1 2
									212 A	IPFW	0 2
									222 A	Loyola Chicago	0 1
									241 A	Missouri St.	1 3
									257 A	IUPUI	1 2
									260 H	Western Ill.	0 2
									260 N	Western Ill.	1 2
									279 A	Drake	1 0
									284 H	Neb. Omaha	1 2
									291 A	South Dakota	0 3
									294 N	Eastern Ill.	2 0
<hr/>											
LAST 10 GAMES											
			222 A	Loyola Chicago	0 1		257 A	IUPUI	1 2		
			188 H	Indiana St.	1 2		241 A	Missouri St.	1 3		
			81 H	Illinois St.	0 5		291 A	South Dakota	0 3		
			279 A	Drake	1 0		132 H	Iowa St.	0 2		
			203 H	Evansville	1 2		49 A	Iowa	1 2		

Non-Div. I Games: St. Ambrose 1 0

UNI

Average RPI Win:	327	WON-LOST	WINNING	LAST 10	STRENGTH OF	OPP. STRENGTH	TEAM	ADJ	CONF.	ADJ CONF.		
Average RPI Loss:	225	RECORD	PCT. RANK	GAMES	SCHEDULE	OF SCHEDULE	RPI	RPI	RPI	RPI		
DIV. I ONLY		2-9-3	.25	293	2-5-3	313	325	320	.35335	318	32	32
DIV. I NON-CONF.		0-6-0	0	317	0-2-0	112	273	299	.37779	298	32	32
<hr/>												
TOTALS	RPI 1-25	RPI 26-50		W-L RECORDS		RPI 51-100		RPI 101-150		RPI 150+		
2-9-3	0-0-0	0-0-0		OVERALL		0-0-0		0-2-0		2-7-3		
2-4-1	0-0-0	0-0-0		HOME		0-0-0		0-1-0		2-3-1		
0-5-2	0-0-0	0-0-0		AWAY		0-0-0		0-1-0		0-4-2		
0-0-0	0-0-0	0-0-0		NEUTRAL		0-0-0		0-0-0		0-0-0		
<hr/>												
0-6-0	0-0-0	0-0-0		NON-CONFERENCE		0-0-0		0-2-0		0-4-0		
0-3-0	0-0-0	0-0-0		HOME		0-0-0		0-1-0		0-2-0		
0-3-0	0-0-0	0-0-		AWAY		0-0-0		0-1-0		0-2-0		
0-0-0	0-0-0	0-0-0		NEUTRAL		0-0-0		0-0-0		0-0-0		
<hr/>												
2-3-3	0-0-0	0-0-0		CONFERENCE		0-0-0		0-0-0		2-3-3		
2-1-1	0-0-0	0-0-0		HOME		0-0-0		0-0-0		2-1-1		
0-2-2	0-0-0	0-0-0		AWAY		0-0-0		0-0-0		0-2-2		
0-0-0	0-0-0	0-0-0		NEUTRAL		0-0-0		0-0-0		0-0-0		
<hr/>												
RPI S	Opponent	Score	RPI S	Opponent	Score	RPI S	Opponent	Score	RPI S	Opponent	Score	
									104 H	Southeastern La.	0	7
									147 A	Nicholls St.	1	5
									165 A	La.-Lafayette	0	3
									211 A	Central Ark.	0	4
									219 H	Southern Miss.	0	6
									276 H	La.-Monroe	1	2
									287 H	Alabama St.	1	2
									295 A	Southern U.	0	1
									299 A	Prairie View	0	0
									302 A	Jackson St.	2	2
									322 A	Texas Southern	0	2
									324 H	Alabama A&M	2	2
									326 H	Ark.-Pine Bluff	2	1
									327 H	Grambling	4	0
									<hr/>			
			LAST 10 GAMES									
			302 A Jackson St.			2	2	327 H Grambling			4	0
			295 A Southern U.			0	1	287 H Alabama St.			1	2
			322 A Texas Southern			0	2	324 H Alabama A&M			2	2
			299 A Prairie View			0	0	276 H La.-Monroe			1	2
			326 H Ark.-Pine Bluff			2	1	165 A La.-Lafayette			0	3

Non-Div. I Games:	Delta St.	2	0
-------------------	-----------	---	---

Mississippi Val.

Average RPI Win:	323	WON-LOST	WINNING	LAST 10	STRENGTH OF	OPP. STRENGTH	TEAM	ADJ	CONF.	ADJ CONF.	
Average RPI Loss:	216	RECORD	PCT. RANK	GAMES	SCHEDULE	OF SCHEDULE	RPI	RPI	RPI	RPI	
DIV. I ONLY	2-14-0	.125	319	0-10-0	279	312	318	.35319	319	29	29
DIV. I NON-CONF.	2-4-0	.33333	245	0-0-0	287	317	294	.39108	294	30	30
<hr/>											
TOTALS	RPI 1-25	RPI 26-50		W-L RECORDS		RPI 51-100		RPI 101-150		RPI 150+	
2-14-0	0-0-0	0-0-0		OVERALL		0-2-0		0-1-0		2-11-0	
2-8-0	0-0-0	0-0-0		HOME		0-1-0		0-1-0		2-6-0	
0-6-0	0-0-0	0-0-0		AWAY		0-1-0		0-0-0		0-5-0	
0-0-0	0-0-0	0-0-0		NEUTRAL		0-0-0		0-0-0		0-0-0	
2-4-0	0-0-0	0-0-0		NON-CONFERENCE		0-1-0		0-0-0		2-3-0	
2-3-0	0-0-0	0-0-0		HOME		0-0-0		0-0-0		2-3-0	
0-1-0	0-0-0	0-0-		AWAY		0-1-0		0-0-0		0-0-0	
0-0-0	0-0-0	0-0-0		NEUTRAL		0-0-0		0-0-0		0-0-0	
0-10-0	0-0-0	0-0-0		CONFERENCE		0-1-0		0-1-0		0-8-0	
0-5-0	0-0-0	0-0-0		HOME		0-1-0		0-1-0		0-3-0	
0-5-0	0-0-0	0-0-0		AWAY		0-0-0		0-0-0		0-5-0	
0-0-0	0-0-0	0-0-0		NEUTRAL		0-0-0		0-0-0		0-0-0	
RPI	S	Opponent	Score	RPI	S	Opponent	Score	RPI	S	Opponent	Score
						51 A Penn	0 4			144 H Fairfield	0 4
						65 H Monmouth	0 3			166 H Wagner	1 3
										221 A Iona	0 1
										234 A Siena	0 2
										235 A Rider	1 3
										237 H Marist	0 4
										248 H Quinnipiac	0 3
										263 H LIU Brooklyn	1 5
										265 H NJIT	2 3
										288 H Niagara	1 2
										301 A Manhattan	2 7
										309 A Canisius	3 4
										321 H VMI	2 0
										325 H Delaware St.	2 1
<hr/>											
LAST 10 GAMES											
						65 H Monmouth	0 3			288 H Niagara	1 2
						309 A Canisius	3 4			221 A Iona	0 1
						301 A Manhattan	2 7			234 A Siena	0 2
						237 H Marist	0 4			144 H Fairfield	0 4
						235 A Rider	1 3			248 H Quinnipiac	0 3

Non-Div. I Games:

Saint Peter's

Average RPI Win:	285	WON-LOST RECORD	WINNING PCT. RANK	LAST 10 GAMES	STRENGTH OF SCHEDULE	OPP. STRENGTH OF SCHEDULE	TEAM RPI	ADJ RPI	CONF. RPI	ADJ CONF. RPI		
Average RPI Loss:	270											
DIV. I ONLY	6-10-1	.38235	233	3-6-1	326	317	319	.34739	320	31	31	
DIV. I NON-CONF.	5-5-1	.5	148	2-1-1	322	319	289	.39418	293	31	31	
<hr/>												
TOTALS	RPI 1-25	RPI 26-50		W-L RECORDS	RPI 51-100		RPI 101-150		RPI 150+			
6-10-1	0-0-0	0-0-0		OVERALL	0-0-0		0-1-0		6-9-1			
4-4-0	0-0-0	0-0-0		HOME	0-0-0		0-1-0		4-3-0			
2-5-0	0-0-0	0-0-0		AWAY	0-0-0		0-0-0		2-5-0			
0-1-1	0-0-0	0-0-0		NEUTRAL	0-0-0		0-0-0		0-1-1			
5-5-1	0-0-0	0-0-0		NON-CONFERENCE	0-0-0		0-1-0		5-4-1			
3-2-0	0-0-0	0-0-0		HOME	0-0-0		0-1-0		3-1-0			
2-2-0	0-0-0	0-0-		AWAY	0-0-0		0-0-0		2-2-0			
0-1-1	0-0-0	0-0-0		NEUTRAL	0-0-0		0-0-0		0-1-1			
1-5-0	0-0-0	0-0-0		CONFERENCE	0-0-0		0-0-0		1-5-0			
1-2-0	0-0-0	0-0-0		HOME	0-0-0		0-0-0		1-2-0			
0-3-0	0-0-0	0-0-0		AWAY	0-0-0		0-0-0		0-3-0			
0-0-0	0-0-0	0-0-0		NEUTRAL	0-0-0		0-0-0		0-0-0			
RPI	S	Opponent	Score	RPI	S	Opponent	Score	RPI	S	Opponent	Score	
								114	H	UAB	2	3
								204	H	Presbyterian	2	1
								220	H	Stetson	0	1
								256	H	UNC Asheville	1	0
								265	A	NJIT	1	3
								265	H	NJIT	0	1
								277	N	USC Upstate	0	0
								287	A	Alabama St.	0	5
								293	N	Chattanooga	1	5
								296	A	Howard	0	1
								296	H	Howard	2	0
								308	H	Gardner-Webb	2	0
								316	H	Francis Marion	1	2
								321	A	VMI	1	2
								322	A	Texas Southern	3	2
								324	A	Alabama A&M	7	0
								325	A	Delaware St.	0	1
LAST 10 GAMES												
316 H Francis Marion				1	2	296 H Howard				2	0	
265 H NJIT				0	1	322 A Texas Southern				3	2	
296 A Howard				0	1	256 H UNC Asheville				1	0	
325 A Delaware St.				0	1	293 N Chattanooga				1	5	
265 A NJIT				1	3	277 N USC Upstate				0	0	

Non-Div. I Games: Emmanuel (GA) 0 1

South Carolina St.

VMI		WON-LOST RECORD	WINNING PCT. RANK	LAST 10 GAMES	STRENGTH OF SCHEDULE	OPP. STRENGTH OF SCHEDULE	TEAM RPI	ADJ RPI		CONF. RPI	ADJ CONF. RPI
Average RPI Win:	318										
Average RPI Loss:	221										
DIV. I ONLY		3-14-0	.17647 307	1-9-0	318	307	322	.33835	321	21	22
DIV. I NON-CONF.		2-5-0	.28571 264	0-0-0	326	327	326	.30693	326	26	27
<hr/>											
TOTALS		RPI 1-25	RPI 26-50		W-L RECORDS		RPI 51-100		RPI 101-150		RPI 150+
3-14-0	0-0-0		0-0-0		OVERALL		0-0-0		0-4-0		3-10-0
3-4-0	0-0-0		0-0-0		HOME		0-0-0		0-1-0		3-3-0
0-10-0	0-0-0		0-0-0		AWAY		0-0-0		0-3-0		0-7-0
0-0-0	0-0-0		0-0-0		NEUTRAL		0-0-0		0-0-0		0-0-0
2-5-0	0-0-0		0-0-0		NON-CONFERENCE		0-0-0		0-0-0		2-5-0
2-0-0	0-0-0		0-0-0		HOME		0-0-0		0-0-0		2-0-0
0-5-0	0-0-0		0-0-		AWAY		0-0-0		0-0-0		0-5-0
0-0-0	0-0-0		0-0-0		NEUTRAL		0-0-0		0-0-0		0-0-0
1-9-0	0-0-0		0-0-0		CONFERENCE		0-0-0		0-4-0		1-5-0
1-4-0	0-0-0		0-0-0		HOME		0-0-0		0-1-0		1-3-0
0-5-0	0-0-0		0-0-0		AWAY		0-0-0		0-3-0		0-2-0
0-0-0	0-0-0		0-0-0		NEUTRAL		0-0-0		0-0-0		0-0-0
RPI S	Opponent	Score	RPI S	Opponent	Score	RPI S	Opponent	Score	RPI S	Opponent	Score
									106	A Liberty	0 2
									133	A High Point	0 6
									137	H Winthrop	0 4
									143	A Coastal Caro.	0 3
									164	H Longwood	0 3
									204	H Presbyterian	0 4
									246	A East Tenn. St.	1 5
									256	H UNC Asheville	0 1
									265	A NJIT	0 1
									272	A Campbell	0 4
									277	A USC Upstate	1 2
									281	A Charleston So.	1 2
									296	A Howard	0 2
									308	H Gardner-Webb	2 0
									319	A Saint Peter's	0 2
									320	H South Carolina St.	2 1
									325	H Delaware St.	2 0
<hr/>											
LAST 10 GAMES											
			272	A Campbell	0 4	308	H Gardner-Webb	2 0			
			256	H UNC Asheville	0 1	137	H Winthrop	0 4			
			204	H Presbyterian	0 4	164	H Longwood	0 3			
			106	A Liberty	0 2	143	A Coastal Caro.	0 3			
			281	A Charleston So.	1 2	133	A High Point	0 6			

Non-Div. I Games:

VMI

Average RPI Win:	322	WON-LOST RECORD	WINNING PCT. RANK	LAST 10 GAMES	STRENGTH OF SCHEDULE	OPP. STRENGTH OF SCHEDULE	TEAM RPI	ADJ RPI	CONF. RPI	ADJ CONF. RPI	
Average RPI Loss:	240										
DIV. I ONLY		3-9-0	.25 293	3-5-0	320	323	321	.33567	322	32	32
DIV. I NON-CONF.		0-6-0	0 317	0-2-0	204	314	320	.33145	321	32	32
<hr/>											
TOTALS	RPI 1-25	RPI 26-50		W-L RECORDS	RPI 51-100		RPI 101-150		RPI 150+		
3-9-0	0-0-0	0-0-0		OVERALL	0-1-0		0-1-0		3-7-0		
3-2-0	0-0-0	0-0-0		HOME	0-1-0		0-0-0		3-1-0		
0-6-0	0-0-0	0-0-0		AWAY	0-0-0		0-1-0		0-5-0		
0-1-0	0-0-0	0-0-0		NEUTRAL	0-0-0		0-0-0		0-1-0		
<hr/>											
0-6-0	0-0-0	0-0-0		NON-CONFERENCE	0-1-0		0-1-0		0-4-0		
0-2-0	0-0-0	0-0-0		HOME	0-1-0		0-0-0		0-1-0		
0-3-0	0-0-0	0-0-		AWAY	0-0-0		0-1-0		0-2-0		
0-1-0	0-0-0	0-0-0		NEUTRAL	0-0-0		0-0-0		0-1-0		
<hr/>											
3-3-0	0-0-0	0-0-0		CONFERENCE	0-0-0		0-0-0		3-3-0		
3-0-0	0-0-0	0-0-0		HOME	0-0-0		0-0-0		3-0-0		
0-3-0	0-0-0	0-0-0		AWAY	0-0-0		0-0-0		0-3-0		
0-0-0	0-0-0	0-0-0		NEUTRAL	0-0-0		0-0-0		0-0-0		
<hr/>											
RPI S	Opponent	Score	RPI S	Opponent	Score	RPI S	Opponent	Score	RPI S	Opponent	Score
						92 H	North Texas	1 9	104 A	Southeastern La.	0 4
						206 A	Sam Houston St.	0 6			
						267 A	McNeese St.	2 12			
						272 N	Campbell	3 4			
						295 A	Southern U.	2 3			
						299 A	Prairie View	0 5			
						302 A	Jackson St.	1 2			
						318 H	Mississippi Val.	2 0			
						320 H	South Carolina St.	2 3			
						323 H	Alcorn	6 0			
						326 H	Ark.-Pine Bluff	2 1			
						LAST 10 GAMES					
						326 H	Ark.-Pine Bluff	2 1	295 A	Southern U.	2 3
						318 H	Mississippi Val.	2 0	320 H	South Carolina St.	2 3
323 H	Alcorn	6 0	104 A	Southeastern La.	0 4						
299 A	Prairie View	0 5	272 N	Campbell	3 4						
302 A	Jackson St.	1 2	267 A	McNeese St.	2 12						

Non-Div. I Games: St. Mary's (TX)

1 4 St. Edward's

2 8

Incarnate Word

1 7

Texas Southern

Average RPI Win:	326	WON-LOST	WINNING	LAST 10	STRENGTH OF	OPP. STRENGTH	TEAM	ADJ	CONF.	ADJ CONF.									
Average RPI Loss:	247	RECORD	PCT. RANK	GAMES	SCHEDULE	OF SCHEDULE	RPI	RPI	RPI	RPI									
DIV. I ONLY		1-8-2	.18182	306	1-6-2	321	327	323	.32087	323	32	32							
DIV. I NON-CONF.		0-3-0	0	317	0-1-0	10	306	256	.43244	255	32	32							
<hr/>																			
TOTALS	RPI 1-25	RPI 26-50		W-L RECORDS		RPI 51-100		RPI 101-150		RPI 150+									
1-8-2	0-0-0	0-0-0		OVERALL		0-0-0		0-2-0		1-6-2									
1-1-2	0-0-0	0-0-0		HOME		0-0-0		0-0-0		1-1-2									
0-7-0	0-0-0	0-0-0		AWAY		0-0-0		0-2-0		0-5-0									
0-0-0	0-0-0	0-0-0		NEUTRAL		0-0-0		0-0-0		0-0-0									
<hr/>																			
0-3-0	0-0-0	0-0-0		NON-CONFERENCE		0-0-0		0-2-0		0-1-0									
0-0-0	0-0-0	0-0-0		HOME		0-0-0		0-0-0		0-0-0									
0-3-0	0-0-0	0-0-		AWAY		0-0-0		0-2-0		0-1-0									
0-0-0	0-0-0	0-0-0		NEUTRAL		0-0-0		0-0-0		0-0-0									
<hr/>																			
1-5-2	0-0-0	0-0-0		CONFERENCE		0-0-0		0-0-0		1-5-2									
1-1-2	0-0-0	0-0-0		HOME		0-0-0		0-0-0		1-1-2									
0-4-0	0-0-0	0-0-0		AWAY		0-0-0		0-0-0		0-4-0									
0-0-0	0-0-0	0-0-0		NEUTRAL		0-0-0		0-0-0		0-0-0									
<hr/>																			
RPI	S	Opponent	Score	RPI	S	Opponent	Score	RPI	S	Opponent	Score								
								104	A	Southeastern La.	0	9							
								147	A	Nicholls St.	0	6							
								219	A	Southern Miss.	1	10							
								287	H	Alabama St.	0	5							
								295	A	Southern U.	0	4							
								299	A	Prairie View	0	9							
								302	A	Jackson St.	0	5							
								322	A	Texas Southern	0	6							
								324	H	Alabama A&M	2	2							
								326	H	Ark.-Pine Bluff	3	1							
								327	H	Grambling	1	1							
								<hr/>											
								LAST 10 GAMES											
295 A Southern U.				0	4	326 H Ark.-Pine Bluff				3	1								
302 A Jackson St.				0	5	324 H Alabama A&M				2	2								
299 A Prairie View				0	9	287 H Alabama St.				0	5								
322 A Texas Southern				0	6	219 A Southern Miss.				1	10								
327 H Grambling				1	1	147 A Nicholls St.				0	6								

Non-Div. I Games: McMurry 1 2

Alcorn

Average RPI Win: 327		WON-LOST	WINNING	LAST 10	STRENGTH OF		OPP. STRENGTH	TEAM	ADJ	CONF.	ADJ CONF.
Average RPI Loss: 228		RECORD	PCT. RANK	GAMES	SCHEDULE		OF SCHEDULE	RPI	RPI	RPI	RPI
DIV. I ONLY		1-14-3	.13889	317	1-6-3		322	319	324	.31247	324
DIV. I NON-CONF.		0-11-0	0	317	0-3-0		254	281	323	.32245	324
TOTALS		RPI 1-25	RPI 26-50		W-L RECORDS		RPI 51-100		RPI 101-150		RPI 150+
1-14-3	0-0-0	0-0-0		OVERALL		0-1-0		0-2-0		1-11-3	
0-10-0	0-0-0	0-0-0		HOME		0-0-0		0-1-0		0-9-0	
1-4-3	0-0-0	0-0-0		AWAY		0-1-0		0-1-0		1-2-3	
0-0-0	0-0-0	0-0-0		NEUTRAL		0-0-0		0-0-0		0-0-0	
0-11-0	0-0-0	0-0-0		NON-CONFERENCE		0-1-0		0-2-0		0-8-0	
0-7-0	0-0-0	0-0-0		HOME		0-0-0		0-1-0		0-6-0	
0-4-0	0-0-0	0-0-0		AWAY		0-1-0		0-1-0		0-2-0	
0-0-0	0-0-0	0-0-0		NEUTRAL		0-0-0		0-0-0		0-0-0	
1-3-3	0-0-0	0-0-0		CONFERENCE		0-0-0		0-0-0		1-3-3	
0-3-0	0-0-0	0-0-0		HOME		0-0-0		0-0-0		0-3-0	
1-0-3	0-0-0	0-0-0		AWAY		0-0-0		0-0-0		1-0-3	
0-0-0	0-0-0	0-0-0		NEUTRAL		0-0-0		0-0-0		0-0-0	
RPI S	Opponent	Score	RPI S	Opponent	Score	RPI S	Opponent	Score	RPI S	Opponent	Score
						61 A	Clemson	0 14	136 A	South Ala.	0 11
									137 H	Winthrop	1 11
									172 A	Middle Tenn.	0 8
									192 H	Mercer	0 10
									199 H	Lipscomb	0 10
									246 H	East Tenn. St.	0 7
									251 H	Eastern Ky.	2 3
									286 H	Murray St.	0 10
									287 H	Alabama St.	3 4
									295 H	Southern U.	0 3
									302 H	Jackson St.	1 2
									303 A	Jacksonville St.	0 4
									318 A	Mississippi Val.	2 2
									320 H	South Carolina St.	0 7
									323 A	Alcorn	2 2
									326 A	Ark.-Pine Bluff	1 1
									327 A	Grambling	3 1
LAST 10 GAMES											
						287 H	Alabama St.	3 4	323 A	Alcorn	2 2
						327 A	Grambling	3 1	318 A	Mississippi Val.	2 2
						326 A	Ark.-Pine Bluff	1 1	251 H	Eastern Ky.	2 3
						295 H	Southern U.	0 3	61 A	Clemson	0 14
						302 H	Jackson St.	1 2	172 A	Middle Tenn.	0 8

Non-Div. I Games:

Alabama A&M

Average RPI Win: 320		WON-LOST RECORD	WINNING PCT. RANK	LAST 10 GAMES	STRENGTH OF SCHEDULE	OPP. STRENGTH OF SCHEDULE	TEAM RPI	ADJ RPI	CONF. RPI	ADJ CONF. RPI		
DIV. I ONLY		1-14-0	.06667	324	1-9-0	317	315	325	.30526	325	31	31
DIV. I NON-CONF.		0-11-0	0	317	0-6-0	300	297	327	.29795	327	31	31
<hr/>												
TOTALS		RPI 1-25		RPI 26-50		W-L RECORDS		RPI 51-100		RPI 101-150		RPI 150+
1-14-0		0-0-0		0-0-0		OVERALL		0-1-0		0-0-0		1-13-0
1-6-0		0-0-0		0-0-0		HOME		0-0-0		0-0-0		1-6-0
0-8-0		0-0-0		0-0-0		AWAY		0-1-0		0-0-0		0-7-0
0-0-0		0-0-0		0-0-0		NEUTRAL		0-0-0		0-0-0		0-0-0
0-11-0		0-0-0		0-0-0		NON-CONFERENCE		0-1-0		0-0-0		0-10-0
0-4-0		0-0-0		0-0-0		HOME		0-0-0		0-0-0		0-4-0
0-7-0		0-0-0		0-0-		AWAY		0-1-0		0-0-0		0-6-0
0-0-0		0-0-0		0-0-0		NEUTRAL		0-0-0		0-0-0		0-0-0
1-3-0		0-0-0		0-0-0		CONFERENCE		0-0-0		0-0-0		1-3-0
1-2-0		0-0-0		0-0-0		HOME		0-0-0		0-0-0		1-2-0
0-1-0		0-0-0		0-0-0		AWAY		0-0-0		0-0-0		0-1-0
0-0-0		0-0-0		0-0-0		NEUTRAL		0-0-0		0-0-0		0-0-0
RPI	S	Opponent	Score	RPI	S	Opponent	Score	RPI	S	Opponent	Score	
												</

Non-Div. I Games:

Delaware St.

Average RPI Win:	0	WON-LOST	WINNING	LAST 10	STRENGTH OF	OPP. STRENGTH	TEAM	ADJ	CONF.	ADJ CONF.	
Average RPI Loss:	240	RECORD	PCT. RANK	GAMES	SCHEDULE	OF SCHEDULE	RPI	RPI	RPI	RPI	
DIV. I ONLY	0-13-2	.06667	324	0-7-2	323	321	326	.29041	326	32	32
DIV. I NON-CONF.	0-8-0	0	317	0-2-0	221	249	319	.33829	319	32	32
<hr/>											
TOTALS	RPI 1-25	RPI 26-50		W-L RECORDS	RPI 51-100		RPI 101-150		RPI 150+		
0-13-2	0-0-0	0-1-0		OVERALL	0-1-0		0-0-0		0-11-2		
0-1-1	0-0-0	0-0-0		HOME	0-0-0		0-0-0		0-1-1		
0-11-1	0-0-0	0-1-0		AWAY	0-1-0		0-0-0		0-9-1		
0-1-0	0-0-0	0-0-0		NEUTRAL	0-0-0		0-0-0		0-1-0		
<hr/>											
0-8-0	0-0-0	0-1-0		NON-CONFERENCE	0-1-0		0-0-0		0-6-0		
0-0-0	0-0-0	0-0-0		HOME	0-0-0		0-0-0		0-0-0		
0-7-0	0-0-0	0-0-		AWAY	0-1-0		0-0-0		0-5-0		
0-1-0	0-0-0	0-0-0		NEUTRAL	0-0-0		0-0-0		0-1-0		
<hr/>											
0-5-2	0-0-0	0-0-0		CONFERENCE	0-0-0		0-0-0		0-5-2		
0-1-1	0-0-0	0-0-0		HOME	0-0-0		0-0-0		0-1-1		
0-4-1	0-0-0	0-0-0		AWAY	0-0-0		0-0-0		0-4-1		
0-0-0	0-0-0	0-0-0		NEUTRAL	0-0-0		0-0-0		0-0-0		
<hr/>											
RPI S	Opponent	Score	RPI S	Opponent	Score	RPI S	Opponent	Score	RPI S	Opponent	Score
			34 A	Texas Tech	0 8	62 A	South Fla.	0 7	202 A	North Florida	1 10
									215 A	Arkansas St.	0 5
									219 A	Southern Miss.	0 8
									276 A	La.-Monroe	0 4
									278 N	Fla. Atlantic	0 10
									282 A	UALR	0 4
									287 H	Alabama St.	1 3
									299 A	Prairie View	0 2
									318 A	Mississippi Val.	1 2
									322 A	Texas Southern	1 2
									323 A	Alcorn	1 3
									324 H	Alabama A&M	1 1
									327 A	Grambling	0 0
<hr/>											
			LAST 10 GAMES								
			322 A Texas Southern 1 2			323 A Alcorn 1 3					
			299 A Prairie View 0 2			34 A Texas Tech 0 8					
			287 H Alabama St. 1 3			327 A Grambling 0 0					
			324 H Alabama A&M 1 1			215 A Arkansas St. 0 5					
			318 A Mississippi Val. 1 2			278 N Fla. Atlantic 0 10					

Non-Div. I Games:

Lyon

2

3

Williams Baptist

9

0

Central Baptist

2

0

Ark.-Pine Bluff

Average RPI Win:		0	WON-LOST		WINNING		LAST 10		STRENGTH OF		OPP. STRENGTH		TEAM		ADJ		CONF.		ADJ CONF.		
Average RPI Loss:		273	RECORD		PCT. RANK		GAMES		SCHEDULE		OF SCHEDULE		RPI		RPI		RPI		RPI		
DIV. I ONLY			0-7-2		.11111 322		0-7-2		325		326		327		.27765 327		32		32		
DIV. I NON-CONF.			0-3-0		0 317		0-3-0		255		296		324		.32817 322		32		32		
TOTALS		RPI 1-25		RPI 26-50		W-L RECORDS		RPI 51-100		RPI 101-150		RPI 150+									
0-7-2		0-0-0		0-0-0		OVERALL		0-0-0		0-0-0		0-7-2									
0-3-1		0-0-0		0-0-0		HOME		0-0-0		0-0-0		0-3-1									
0-4-1		0-0-0		0-0-0		AWAY		0-0-0		0-0-0		0-4-1									
0-0-0		0-0-0		0-0-0		NEUTRAL		0-0-0		0-0-0		0-0-0									
0-3-0		0-0-0		0-0-0		NON-CONFERENCE		0-0-0		0-0-0		0-3-0									
0-1-0		0-0-0		0-0-0		HOME		0-0-0		0-0-0		0-1-0									
0-2-0		0-0-0		0-0-		AWAY		0-0-0		0-0-0		0-2-0									
0-0-0		0-0-0		0-0-0		NEUTRAL		0-0-0		0-0-0		0-0-0									
0-4-2		0-0-0		0-0-0		CONFERENCE		0-0-0		0-0-0		0-4-2									
0-2-1		0-0-0		0-0-0		HOME		0-0-0		0-0-0		0-2-1									
0-2-1		0-0-0		0-0-0		AWAY		0-0-0		0-0-0		0-2-1									
0-0-0		0-0-0		0-0-0		NEUTRAL		0-0-0		0-0-0		0-0-0									
RPI	S	Opponent		Score		RPI	S	Opponent		Score		RPI	S	Opponent		Score					
														193 H Louisiana Tech		0		6			
														215 A Arkansas St.		0		7			
														276 A La.-Monroe		0		9			
														287 H Alabama St.		0		3			
														299 A Prairie View		0		4			
														318 A Mississippi Val.		0		4			
														323 A Alcorn		1		1			
														324 H Alabama A&M		1		3			
														326 H Ark.-Pine Bluff		0		0			
LAST 10 GAMES																					
		299 A Prairie View		0 4				326 H Ark.-Pine Bluff		0 0				193 H Louisiana Tech		0 6					
		324 H Alabama A&M		1 3				215 A Arkansas St.		0 7				276 A La.-Monroe		0 9					
		287 H Alabama St.		0 3																	
		323 A Alcorn		1 1																	
		318 A Mississippi Val.		0 4																	