

Average RPI Win: 56		WON-LOST	WINNING		LAST 10	STRENGTH OF		OPP. STRENGTH	TEAM	ADJ	CONF.	ADJ CONF.
Average RPI Loss: 0		RECORD	PCT. RANK		GAMES	SCHEDULE		OF SCHEDULE	RPI	RPI	RPI	RPI
DIV. I ONLY		16-0-0	1	1	10-0-0	34		2	1	.71177	1	1
DIV. I NON-CONF.		6-0-0	1	1	0-0-0	9		2	3	.73503	3	1
TOTALS		RPI 1-25	RPI 26-50		W-L RECORDS	RPI 51-100		RPI 101-150		RPI 150+		
16-0-0	5-0-0		4-0-0		OVERALL	4-0-0		1-0-0		2-0-0		
10-0-0	2-0-0		3-0-0		HOME	3-0-0		1-0-0		1-0-0		
6-0-0	3-0-0		1-0-0		AWAY	1-0-0		0-0-0		1-0-0		
0-0-0	0-0-0		0-0-0		NEUTRAL	0-0-0		0-0-0		0-0-0		
6-0-0	2-0-0		1-0-0		NON-CONFERENCE	1-0-0		1-0-0		1-0-0		
6-0-0	2-0-0		1-0-0		HOME	1-0-0		1-0-0		1-0-0		
0-0-0	0-0-0		0-0-		AWAY	0-0-0		0-0-0		0-0-0		
0-0-0	0-0-0		0-0-0		NEUTRAL	0-0-0		0-0-0		0-0-0		
10-0-0	3-0-0		3-0-0		CONFERENCE	3-0-0		0-0-0		1-0-0		
4-0-0	0-0-0		2-0-0		HOME	2-0-0		0-0-0		0-0-0		
6-0-0	3-0-0		1-0-0		AWAY	1-0-0		0-0-0		1-0-0		
0-0-0	0-0-0		0-0-0		NEUTRAL	0-0-0		0-0-0		0-0-0		
RPI S	Opponent	Score	RPI S	Opponent	Score	RPI S	Opponent	Score	RPI S	Opponent	Score	
3 A	North Carolina	2 0	28 H	Rutgers	6 0	58 H	Clemson	3 0	112 H	Seton Hall	3 0	
4 H	Penn St.	5 1	30 H	Maryland	1 0	69 H	Syracuse	3 0	151 H	Richmond	3 0	
11 A	Wake Forest	2 0	31 H	Notre Dame	3 2	72 H	VCU	4 2	165 A	Pittsburgh	3 1	
14 H	Santa Clara	4 0	32 A	Boston College	2 1	90 A	North Carolina St.	5 0				
22 A	Duke	3 2										
LAST 10 GAMES												
	3 A	North Carolina	2	0		30 H	Maryland	1	0			
	90 A	North Carolina St.	5	0		22 A	Duke	3	2			
	11 A	Wake Forest	2	0		165 A	Pittsburgh	3	1			
	31 H	Notre Dame	3	2		32 A	Boston College	2	1			
	58 H	Clemson	3	0		69 H	Syracuse	3	0			

Non-Div. I Games:

Virginia

Average RPI Win: 79		WON-LOST RECORD		WINNING PCT. RANK		LAST 10 GAMES		STRENGTH OF SCHEDULE		OPP. STRENGTH OF SCHEDULE		TEAM RPI		ADJ RPI		CONF. RPI		ADJ CONF. RPI			
DIV. I ONLY		13-1-1		.9 4		9-0-1		23		6		2		.69125 2		3		3			
DIV. I NON-CONF.		8-1-0		.88889 14		4-0-0		56		3		10		.66551 10		3		3			
TOTALS		RPI 1-25		RPI 26-50		W-L RECORDS		RPI 51-100		RPI 101-150		RPI 150+									
13-1-1		4-1-0		4-0-1		OVERALL		1-0-0		1-0-0		3-0-0									
5-0-1		0-0-0		2-0-1		HOME		0-0-0		1-0-0		2-0-0									
7-0-0		3-0-0		2-0-0		AWAY		1-0-0		0-0-0		1-0-0									
1-1-0		1-1-0		0-0-0		NEUTRAL		0-0-0		0-0-0		0-0-0									
8-1-0		2-1-0		2-0-0		NON-CONFERENCE		0-0-0		1-0-0		3-0-0									
3-0-0		0-0-0		0-0-0		HOME		0-0-0		1-0-0		2-0-0									
4-0-0		1-0-0		2-0-		AWAY		0-0-0		0-0-0		1-0-0									
1-1-0		1-1-0		0-0-0		NEUTRAL		0-0-0		0-0-0		0-0-0									
5-0-1		2-0-0		2-0-1		CONFERENCE		1-0-0		0-0-0		0-0-0									
2-0-1		0-0-0		2-0-1		HOME		0-0-0		0-0-0		0-0-0									
3-0-0		2-0-0		0-0-0		AWAY		1-0-0		0-0-0		0-0-0									
0-0-0		0-0-0		0-0-0		NEUTRAL		0-0-0		0-0-0		0-0-0									
RPI	S	Opponent		Score		RPI	S	Opponent		Score		RPI	S	Opponent		Score					
3	N	North Carolina		0	1	31	A	Notre Dame		1	0	83	A	Arizona		2	1				
5	N	Marquette		2	1	35	A	Pepperdine		2	0			130 H San Diego St.		2	0				
13	A	Stanford		2	1	43	H	Washington St.		2	0			175 H Northeastern		4	0				
21	A	California		1	0	45	H	Arizona St.		3	0			206 H Cal St. Northridge		3	0				
22	A	Duke		2	1	48	H	Washington		0	0			215 A Loyola Marymount		3	0				
						LAST 10 GAMES															
						45 H Arizona St.						3	0	83 A Arizona						2	1
						21 A California						1	0	215 A Loyola Marymount						3	0
						13 A Stanford						2	1	35 A Pepperdine						2	0
						48 H Washington						0	0	130 H San Diego St.						2	0
						43 H Washington St.						2	0	22 A Duke						2	1

Non-Div. I Games:

UCLA

Average RPI Win: 73		WON-LOST	WINNING		LAST 10	STRENGTH OF		OPP. STRENGTH	TEAM	ADJ	CONF.	ADJ CONF.		
Average RPI Loss: 13		RECORD	PCT. RANK		GAMES	SCHEDULE		OF SCHEDULE	RPI	RPI	RPI	RPI		
DIV. I ONLY		13-3-0	.8125	16	7-3-0	5		14	3	.68897	3	1	1	
DIV. I NON-CONF.		6-0-0	1	1	0-0-0	2		31	1	.75779	1	1	1	
<hr/>														
TOTALS		RPI 1-25	RPI 26-50		W-L RECORDS		RPI 51-100		RPI 101-150		RPI 150+			
13-3-0		4-2-0	2-1-0		OVERALL		4-0-0		0-0-0		3-0-0			
5-2-0		0-1-0	1-1-0		HOME		2-0-0		0-0-0		2-0-0			
4-1-0		1-1-0	1-0-0		AWAY		1-0-0		0-0-0		1-0-0			
4-0-0		3-0-0	0-0-0		NEUTRAL		1-0-0		0-0-0		0-0-0			
6-0-0		3-0-0	0-0-0		NON-CONFERENCE		1-0-0		0-0-0		2-0-0			
2-0-0		0-0-0	0-0-0		HOME		0-0-0		0-0-0		2-0-0			
0-0-0		0-0-0	0-0-		AWAY		0-0-0		0-0-0		0-0-0			
4-0-0		3-0-0	0-0-0		NEUTRAL		1-0-0		0-0-0		0-0-0			
7-3-0		1-2-0	2-1-0		CONFERENCE		3-0-0		0-0-0		1-0-0			
3-2-0		0-1-0	1-1-0		HOME		2-0-0		0-0-0		0-0-0			
4-1-0		1-1-0	1-0-0		AWAY		1-0-0		0-0-0		1-0-0			
0-0-0		0-0-0	0-0-0		NEUTRAL		0-0-0		0-0-0		0-0-0			
RPI	S	Opponent	Score		RPI	S	Opponent	Score		RPI	S	Opponent	Score	
1	H	Virginia	0	2	30	H	Maryland	3	1	69	H	Syracuse	1	0
2	N	UCLA	1	0	31	H	Notre Dame	0	1	72	N	VCU	4	0
8	A	Florida St.	0	1	32	A	Boston College	1	0	77	A	Miami (FL)	4	0
10	A	Virginia Tech	2	1						90	H	North Carolina St.	3	0
14	N	Santa Clara	2	0										
17	N	West Virginia	4	2										
<hr/>														
LAST 10 GAMES														
1 H Virginia					0	2	165 A Pittsburgh					1	0	
69 H Syracuse					1	0	77 A Miami (FL)					4	0	
32 A Boston College					1	0	8 A Florida St.					0	1	
90 H North Carolina St.					3	0	31 H Notre Dame					0	1	
30 H Maryland					3	1	10 A Virginia Tech					2	1	

Non-Div. I Games:

North Carolina

Average RPI Win: 85		WON-LOST RECORD		WINNING PCT. RANK		LAST 10 GAMES		STRENGTH OF SCHEDULE		OPP. STRENGTH OF SCHEDULE		TEAM RPI		ADJ RPI		CONF. RPI		ADJ CONF. RPI	
DIV. I ONLY		12-3-1		.78125 22		5-2-0		2		28		5		.67934 4		2		2	
DIV. I NON-CONF.		6-1-1		.8125 30		1-0-0		3		61		4		.70326 4		2		2	
TOTALS		RPI 1-25		RPI 26-50		W-L RECORDS		RPI 51-100		RPI 101-150		RPI 150+							
12-3-1		0-3-1		3-0-0		OVERALL		6-0-0		1-0-0		2-0-0							
8-1-1		0-1-1		1-0-0		HOME		5-0-0		1-0-0		1-0-0							
4-2-0		0-2-0		2-0-0		AWAY		1-0-0		0-0-0		1-0-0							
0-0-0		0-0-0		0-0-0		NEUTRAL		0-0-0		0-0-0		0-0-0							
6-1-1		0-1-1		1-0-0		NON-CONFERENCE		3-0-0		1-0-0		1-0-0							
3-0-1		0-0-1		0-0-0		HOME		2-0-0		1-0-0		0-0-0							
3-1-0		0-1-0		1-0-		AWAY		1-0-0		0-0-0		1-0-0							
0-0-0		0-0-0		0-0-0		NEUTRAL		0-0-0		0-0-0		0-0-0							
6-2-0		0-2-0		2-0-0		CONFERENCE		3-0-0		0-0-0		1-0-0							
5-1-0		0-1-0		1-0-0		HOME		3-0-0		0-0-0		1-0-0							
1-1-0		0-1-0		1-0-0		AWAY		0-0-0		0-0-0		0-0-0							
0-0-0		0-0-0		0-0-0		NEUTRAL		0-0-0		0-0-0		0-0-0							
RPI S	Opponent	Score		RPI S	Opponent	Score		RPI S	Opponent	Score		RPI S	Opponent	Score					
1 A	Virginia	1	5	33 A	Wisconsin	2	1	52 H	Ohio St.	4	2	115 H	Hofstra	2	1				
7 H	Michigan	0	1	39 H	Indiana	4	1	57 H	Illinois	5	0	161 H	Northwestern	3	2				
17 H	West Virginia	2	2	41 A	Oklahoma St.	4	2	60 H	Boston U.	1	0	234 A	Bucknell	6	0				
24 A	Minnesota	0	1					62 H	La Salle	5	1								
								79 H	Purdue	6	1								
								86 A	Tulsa	3	2								
LAST 10 GAMES																			
234 A	Bucknell	6	0	33 A	Wisconsin	2	1												
57 H	Illinois	5	0	39 H	Indiana	4	1												
52 H	Ohio St.	4	2	79 H	Purdue	6	1												
7 H	Michigan	0	1	161 H	Northwestern	3	2												
24 A	Minnesota	0	1	86 A	Tulsa	3	2												

Non-Div. I Games:

Penn St.

Average RPI Win:		106	WON-LOST RECORD		WINNING PCT. RANK		LAST 10 GAMES		STRENGTH OF SCHEDULE		OPP. STRENGTH OF SCHEDULE		TEAM RPI		ADJ RPI		CONF. RPI		ADJ CONF. RPI					
Average RPI Loss:		5																						
DIV. I ONLY			13-1-2		.875		8		7-1-2		20		41		7		.67638		6		5		5	
DIV. I NON-CONF.			8-0-1		.94444		6		2-0-1		38		24		5		.68437		5		5		5	
TOTALS		RPI 1-25		RPI 26-50		W-L RECORDS		RPI 51-100		RPI 101-150		RPI 150+												
13-1-2		0-1-1		2-0-1		OVERALL		6-0-0		3-0-0		2-0-0												
8-0-2		0-0-1		1-0-1		HOME		4-0-0		2-0-0		1-0-0												
5-1-0		0-1-0		1-0-0		AWAY		2-0-0		1-0-0		1-0-0												
0-0-0		0-0-0		0-0-0		NEUTRAL		0-0-0		0-0-0		0-0-0												
8-0-1		0-0-1		2-0-0		NON-CONFERENCE		4-0-0		0-0-0		2-0-0												
5-0-1		0-0-1		1-0-0		HOME		3-0-0		0-0-0		1-0-0												
3-0-0		0-0-0		1-0-		AWAY		1-0-0		0-0-0		1-0-0												
0-0-0		0-0-0		0-0-0		NEUTRAL		0-0-0		0-0-0		0-0-0												
5-1-1		0-1-0		0-0-1		CONFERENCE		2-0-0		3-0-0		0-0-0												
3-0-1		0-0-0		0-0-1		HOME		1-0-0		2-0-0		0-0-0												
2-1-0		0-1-0		0-0-0		AWAY		1-0-0		1-0-0		0-0-0												
0-0-0		0-0-0		0-0-0		NEUTRAL		0-0-0		0-0-0		0-0-0												
RPI	S	Opponent		Score		RPI	S	Opponent		Score		RPI	S	Opponent		Score		RPI	S	Opponent		Score		
5	A	Marquette		0 4		34	H	William & Mary		2 1		56	H	St. John's (NY)		4 0		107	H	Creighton		4 0		
9	H	UCF		1 1		47	A	Connecticut		2 1		66	A	Butler		3 0		123	H	Xavier		7 1		
						50	H	DePaul		1 1		72	H	VCU		4 0		142	A	Providence		2 1		
												76	H	Delaware		3 0		192	A	George Washington		3 2		
												90	A	North Carolina St.		2 0		274	H	Quinnipiac		5 0		
												94	H	Yale		8 0								
LAST 10 GAMES																								
						107	H	Creighton		4 0		123	H	Xavier		7 1								
						56	H	St. John's (NY)		4 0		50	H	DePaul		1 1								
						5	A	Marquette		0 4		47	A	Connecticut		2 1								
						142	A	Providence		2 1		9	H	UCF		1 1								
						66	A	Butler		3 0		94	H	Yale		8 0								

Non-Div. I Games:

Georgetown

[illegible]

Non-Div. I Games:

Michigan

Average RPI Win: 65		WON-LOST	WINNING	LAST 10	STRENGTH OF		OPP. STRENGTH	TEAM	ADJ	CONF.	ADJ CONF.
Average RPI Loss: 0		RECORD	PCT. RANK	GAMES	SCHEDULE		OF SCHEDULE	RPI	RPI	RPI	RPI
DIV. I ONLY		13-0-3	.90625	2	76		1	8	.66451	8	1
DIV. I NON-CONF.		5-0-1	.91667	11	67		1	8	.66849	8	1
TOTALS		RPI 1-25	RPI 26-50		W-L RECORDS		RPI 51-100		RPI 101-150		RPI 150+
13-0-3		4-0-1	2-0-1		OVERALL		4-0-1		2-0-0		1-0-0
10-0-1		2-0-0	2-0-1		HOME		3-0-0		2-0-0		1-0-0
3-0-2		2-0-1	0-0-0		AWAY		1-0-1		0-0-0		0-0-0
0-0-0		0-0-0	0-0-0		NEUTRAL		0-0-0		0-0-0		0-0-0
5-0-1		2-0-0	0-0-1		NON-CONFERENCE		1-0-0		2-0-0		0-0-0
4-0-1		1-0-0	0-0-1		HOME		1-0-0		2-0-0		0-0-0
1-0-0		1-0-0	0-0-		AWAY		0-0-0		0-0-0		0-0-0
0-0-0		0-0-0	0-0-0		NEUTRAL		0-0-0		0-0-0		0-0-0
8-0-2		2-0-1	2-0-0		CONFERENCE		3-0-1		0-0-0		1-0-0
6-0-0		1-0-0	2-0-0		HOME		2-0-0		0-0-0		1-0-0
2-0-2		1-0-1	0-0-0		AWAY		1-0-1		0-0-0		0-0-0
0-0-0		0-0-0	0-0-0		NEUTRAL		0-0-0		0-0-0		0-0-0
RPI S	Opponent	Score		RPI S	Opponent	Score		RPI S	Opponent	Score	
3 H	North Carolina	1	0	30 H	Maryland	2	1	58 A	Clemson	1	1
9 H	UCF	1	0	32 H	Boston College	4	3	69 A	Syracuse	1	0
11 A	Wake Forest	0	0	41 H	Oklahoma St.	1	1	77 H	Miami (FL)	4	0
16 A	Florida	3	0					90 H	North Carolina St.	1	0
22 A	Duke	2	1					95 H	Auburn	4	1
				LAST 10 GAMES							
				30 H	Maryland	2	1	77 H	Miami (FL)	4	0
				165 H	Pittsburgh	4	0	90 H	North Carolina St.	1	0
				69 A	Syracuse	1	0	3 H	North Carolina	1	0
				32 H	Boston College	4	3	22 A	Duke	2	1
				58 A	Clemson	1	1	11 A	Wake Forest	0	0

Non-Div. I Games:

Florida St.

Average RPI Win:	85	WON-LOST	WINNING	LAST 10	STRENGTH OF	OPP. STRENGTH	TEAM	ADJ	CONF.	ADJ CONF.					
Average RPI Loss:	3	RECORD	PCT. RANK	GAMES	SCHEDULE	OF SCHEDULE	RPI	RPI	RPI	RPI					
DIV. I ONLY		13-1-2	.875	8	8-1-1		44	4	9	.66126	10	1	1		
DIV. I NON-CONF.		5-0-1	.91667	11	0-0-0		27	70	6	.67781	7	1	1		
<hr/>															
TOTALS	RPI 1-25	RPI 26-50		W-L RECORDS		RPI 51-100		RPI 101-150		RPI 150+					
13-1-2	1-1-2	4-0-0		OVERALL		5-0-0		1-0-0		2-0-0					
7-1-0	1-1-0	1-0-0		HOME		3-0-0		1-0-0		1-0-0					
5-0-1	0-0-1	3-0-0		AWAY		1-0-0		0-0-0		1-0-0					
1-0-1	0-0-1	0-0-0		NEUTRAL		1-0-0		0-0-0		0-0-0					
5-0-1	0-0-1	1-0-0		NON-CONFERENCE		2-0-0		1-0-0		1-0-0					
3-0-0	0-0-0	0-0-0		HOME		1-0-0		1-0-0		1-0-0					
1-0-0	0-0-0	1-0-		AWAY		0-0-0		0-0-0		0-0-0					
1-0-1	0-0-1	0-0-0		NEUTRAL		1-0-0		0-0-0		0-0-0					
8-1-1	1-1-1	3-0-0		CONFERENCE		3-0-0		0-0-0		1-0-0					
4-1-0	1-1-0	1-0-0		HOME		2-0-0		0-0-0		0-0-0					
4-0-1	0-0-1	2-0-0		AWAY		1-0-0		0-0-0		1-0-0					
0-0-0	0-0-0	0-0-0		NEUTRAL		0-0-0		0-0-0		0-0-0					
RPI	S	Opponent	Score	RPI	S	Opponent	Score	RPI	S	Opponent	Score	RPI	S	Opponent	Score
3	H	North Carolina	1 2	30	A	Maryland	2 0	58	H	Clemson	1 0	148	H	High Point	7 1
11	H	Wake Forest	2 1	31	H	Notre Dame	1 0	69	H	Syracuse	3 0	165	A	Pittsburgh	4 0
19	N	Louisville	1 1	32	A	Boston College	1 0	90	A	North Carolina St.	4 1	245	H	East Tenn. St.	2 0
22	A	Duke	1 1	37	A	James Madison	3 1	91	N	North Texas	4 2				
								100	H	Charlotte	2 0				
				LAST 10 GAMES											
				165 A Pittsburgh 4 0				90 A North Carolina St. 4 1							
				11 H Wake Forest 2 1				32 A Boston College 1 0							
				31 H Notre Dame 1 0				30 A Maryland 2 0							
				58 H Clemson 1 0				69 H Syracuse 3 0							
				22 A Duke 1 1				3 H North Carolina 1 2							

Non-Div. I Games:

Virginia Tech

Average RPI Win:		55	WON-LOST RECORD		WINNING PCT. RANK		LAST 10 GAMES		STRENGTH OF SCHEDULE		OPP. STRENGTH OF SCHEDULE		TEAM RPI		ADJ RPI		CONF. RPI		ADJ CONF. RPI	
DIV. I ONLY			9-4-2		.66667 62		4-4-2		3		5		11		.65589 11		1		1	
DIV. I NON-CONF.			5-0-0		1 1		0-0-0		4		12		2		.74013 2		1		1	
TOTALS		RPI 1-25		RPI 26-50		W-L RECORDS		RPI 51-100		RPI 101-150		RPI 150+								
9-4-2		2-2-1		2-2-1		OVERALL		5-0-0		0-0-0		0-0-0								
5-1-1		1-1-1		1-0-0		HOME		3-0-0		0-0-0		0-0-0								
3-3-1		1-1-0		0-2-1		AWAY		2-0-0		0-0-0		0-0-0								
1-0-0		0-0-0		1-0-0		NEUTRAL		0-0-0		0-0-0		0-0-0								
5-0-0		1-0-0		2-0-0		NON-CONFERENCE		2-0-0		0-0-0		0-0-0								
3-0-0		0-0-0		1-0-0		HOME		2-0-0		0-0-0		0-0-0								
1-0-0		1-0-0		0-0-		AWAY		0-0-0		0-0-0		0-0-0								
1-0-0		0-0-0		1-0-0		NEUTRAL		0-0-0		0-0-0		0-0-0								
4-4-2		1-2-1		0-2-1		CONFERENCE		3-0-0		0-0-0		0-0-0								
2-1-1		1-1-1		0-0-0		HOME		1-0-0		0-0-0		0-0-0								
2-3-1		0-1-0		0-2-1		AWAY		2-0-0		0-0-0		0-0-0								
0-0-0		0-0-0		0-0-0		NEUTRAL		0-0-0		0-0-0		0-0-0								
RPI	S	Opponent		Score		RPI	S	Opponent		Score		RPI	S	Opponent		Score				
1	H	Virginia		0 2		26	H	Kentucky		3 1		58	A	Clemson		1 0				
8	H	Florida St.		0 0		30	A	Maryland		0 1		69	A	Syracuse		1 0				
10	A	Virginia Tech		1 2		31	A	Notre Dame		1 1		77	H	Miami (FL)		4 0				
20	A	Portland		3 2		32	A	Boston College		0 1		87	H	Alabama		3 0				
22	H	Duke		3 1		48	N	Washington		1 0		91	H	North Texas		2 1				
LAST 10 GAMES																				
		58 A Clemson		1 0				32 A Boston College		0 1				30 A Maryland		0 1				
		10 A Virginia Tech		1 2				22 H Duke		3 1				77 H Miami (FL)		4 0				
		1 H Virginia		0 2				8 H Florida St.		0 0										
		31 A Notre Dame		1 1																
		69 A Syracuse		1 0																

Non-Div. I Games:

Wake Forest

Nebraska

Through Games Of Sunday, Oct. 20, 2013

Average RPI Win:	91	WON-LOST	WINNING	LAST 10	STRENGTH OF	OPP. STRENGTH	TEAM	ADJ	CONF.	ADJ CONF.	
Average RPI Loss:	24	RECORD	PCT. RANK	GAMES	SCHEDULE	OF SCHEDULE	RPI	RPI	RPI	RPI	
DIV. I ONLY	12-3-1	.78125	22	9-1-0	15	35	12	.65053	12	2	2
DIV. I NON-CONF.	5-2-1	.6875	70	2-0-0	21	86	29	.62043	28	2	2
TOTALS	RPI 1-25	RPI 26-50	W-L RECORDS	RPI 51-100	RPI 101-150	RPI 150+					
12-3-1	2-1-0	1-2-0	OVERALL	5-0-0	1-0-1	3-0-0					
5-1-0	1-1-0	0-0-0	HOME	2-0-0	1-0-0	1-0-0					
5-2-1	1-0-0	1-2-0	AWAY	2-0-0	0-0-1	1-0-0					
2-0-0	0-0-0	0-0-0	NEUTRAL	1-0-0	0-0-0	1-0-0					
5-2-1	1-0-0	0-2-0	NON-CONFERENCE	1-0-0	1-0-1	2-0-0					
3-0-0	1-0-0	0-0-0	HOME	0-0-0	1-0-0	1-0-0					
0-2-1	0-0-0	0-0-	AWAY	0-0-0	0-0-1	0-0-0					
2-0-0	0-0-0	0-0-0	NEUTRAL	1-0-0	0-0-0	1-0-0					
7-1-0	1-1-0	1-0-0	CONFERENCE	4-0-0	0-0-0	1-0-0					
2-1-0	0-1-0	0-0-0	HOME	2-0-0	0-0-0	0-0-0					
5-0-0	1-0-0	1-0-0	AWAY	2-0-0	0-0-0	1-0-0					
0-0-0	0-0-0	0-0-0	NEUTRAL	0-0-0	0-0-0	0-0-0					
RPI S Opponent	Score	RPI S Opponent	Score	RPI S Opponent	Score	RPI S Opponent	Score				
7 H Michigan	1 2	29 A BYU	0 3	57 A Illinois	3 2	104 A Utah St.	2 2				
18 H Denver	2 1	33 A Wisconsin	2 1	61 H Iowa	2 1	117 H Cincinnati	4 1				
24 A Minnesota	1 0	36 A Arkansas	1 2	67 H Michigan St.	1 0	161 A Northwestern	2 1				
				79 A Purdue	4 0	173 N San Francisco	3 0				
				93 N San Diego	2 1	212 H Southeast Mo. St.	4 0				
LAST 10 GAMES											
24 A Minnesota	1 0	57 A Illinois	3 2								
33 A Wisconsin	2 1	161 A Northwestern	2 1								
79 A Purdue	4 0	18 H Denver	2 1								
7 H Michigan	1 2	67 H Michigan St.	1 0								
61 H Iowa	2 1	93 N San Diego	2 1								

Non-Div. I Games:

Nebraska

Average RPI Win:	76	WON-LOST	WINNING	LAST 10	STRENGTH OF	OPP. STRENGTH	TEAM	ADJ	CONF.	ADJ CONF.	
Average RPI Loss:	48	RECORD	PCT. RANK	GAMES	SCHEDULE	OF SCHEDULE	RPI	RPI	RPI	RPI	
DIV. I ONLY	10-3-1	.75	32	7-3-0	24	11	13	.64953	13	3	3
DIV. I NON-CONF.	7-0-1	.9375	7	4-0-0	54	4	7	.67965	6	3	3
<hr/>											
TOTALS	RPI 1-25	RPI 26-50		W-L RECORDS		RPI 51-100		RPI 101-150		RPI 150+	
10-3-1	2-1-1	3-1-0		OVERALL		2-1-0		2-0-0		1-0-0	
6-3-1	0-1-1	1-1-0		HOME		2-1-0		2-0-0		1-0-0	
4-0-0	2-0-0	2-0-0		AWAY		0-0-0		0-0-0		0-0-0	
0-0-0	0-0-0	0-0-0		NEUTRAL		0-0-0		0-0-0		0-0-0	
<hr/>											
7-0-1	1-0-1	3-0-0		NON-CONFERENCE		0-0-0		2-0-0		1-0-0	
4-0-1	0-0-1	1-0-0		HOME		0-0-0		2-0-0		1-0-0	
3-0-0	1-0-0	2-0-		AWAY		0-0-0		0-0-0		0-0-0	
0-0-0	0-0-0	0-0-0		NEUTRAL		0-0-0		0-0-0		0-0-0	
<hr/>											
3-3-0	1-1-0	0-1-0		CONFERENCE		2-1-0		0-0-0		0-0-0	
2-3-0	0-1-0	0-1-0		HOME		2-1-0		0-0-0		0-0-0	
1-0-0	1-0-0	0-0-0		AWAY		0-0-0		0-0-0		0-0-0	
0-0-0	0-0-0	0-0-0		NEUTRAL		0-0-0		0-0-0		0-0-0	
<hr/>											
RPI S	Opponent	Score		RPI S	Opponent	Score		RPI S	Opponent	Score	
2 H	UCLA	1	2	30 H	Maryland	3	0	51 H	Utah	1	0
14 A	Santa Clara	3	2	32 A	Boston College	2	1	83 H	Arizona	2	1
20 H	Portland	1	1	45 H	Arizona St.	0	1	98 H	Southern California	0	1
25 A	Colorado	2	0	47 A	Connecticut	1	0				
<hr/>											
				LAST 10 GAMES							
				51 H Utah 1 0				25 A Colorado 2 0			
				98 H Southern California 0 1				14 A Santa Clara 3 2			
				2 H UCLA 1 2				144 H St. Mary's (CA) 5 0			
				45 H Arizona St. 0 1				119 H Iowa St. 3 1			
				83 H Arizona 2 1				30 H Maryland 3 0			
<hr/>											

Non-Div. I Games:

Stanford

[illegible]

Non-Div. I Games:

Santa Clara

Average RPI Win:	89	WON-LOST RECORD	WINNING PCT. RANK	LAST 10 GAMES	STRENGTH OF SCHEDULE	OPP. STRENGTH OF SCHEDULE	TEAM RPI	ADJ RPI	CONF. RPI	ADJ CONF. RPI				
DIV. I ONLY		12-2-2	.8125	16	7-2-1	42	23	15	.64305	15	4	4		
DIV. I NON-CONF.		7-0-1	.9375	7	2-0-0	58	39	11	.6616	11	4	4		
<hr/>														
TOTALS	RPI 1-25	RPI 26-50		W-L RECORDS		RPI 51-100		RPI 101-150		RPI 150+				
12-2-2	2-0-0	2-0-1		OVERALL		4-1-1		1-1-0		3-0-0				
8-0-0	1-0-0	1-0-0		HOME		3-0-0		1-0-0		2-0-0				
4-2-2	1-0-0	1-0-1		AWAY		1-1-1		0-1-0		1-0-0				
0-0-0	0-0-0	0-0-0		NEUTRAL		0-0-0		0-0-0		0-0-0				
7-0-1	1-0-0	0-0-0		NON-CONFERENCE		2-0-1		1-0-0		3-0-0				
5-0-0	1-0-0	0-0-0		HOME		1-0-0		1-0-0		2-0-0				
2-0-1	0-0-0	0-0-		AWAY		1-0-1		0-0-0		1-0-0				
0-0-0	0-0-0	0-0-0		NEUTRAL		0-0-0		0-0-0		0-0-0				
5-2-1	1-0-0	2-0-1		CONFERENCE		2-1-0		0-1-0		0-0-0				
3-0-0	0-0-0	1-0-0		HOME		2-0-0		0-0-0		0-0-0				
2-2-1	1-0-0	1-0-1		AWAY		0-1-0		0-1-0		0-0-0				
0-0-0	0-0-0	0-0-0		NEUTRAL		0-0-0		0-0-0		0-0-0				
<hr/>														
RPI	S	Opponent	Score		RPI	S	Opponent	Score		RPI	S	Opponent	Score	
16	A	Florida	2	1	27	A	Ole Miss	1	1	53	H	South Fla.	1	0
22	H	Duke	1	0	36	H	Arkansas	1	0	54	A	Georgia	0	2
					38	A	Tennessee	1	0	58	A	Clemson	2	1
										60	A	Boston U.	0	0
										87	H	Alabama	2	1
										95	H	Auburn	2	1

Non-Div. I Games:

South Carolina

Average RPI Win:	86	WON-LOST RECORD	WINNING PCT. RANK	LAST 10 GAMES	STRENGTH OF SCHEDULE	OPP. STRENGTH OF SCHEDULE	TEAM RPI	ADJ RPI	CONF. RPI	ADJ CONF. RPI	
Average RPI Loss:	42										
DIV. I ONLY	12-3-1	.78125	22	7-2-1	46	13	16	.63644	16	4	4
DIV. I NON-CONF.	6-1-1	.8125	30	1-0-1	46	6	16	.6494	15	4	4
<hr/>											
TOTALS	RPI 1-25	RPI 26-50		W-L RECORDS	RPI 51-100		RPI 101-150		RPI 150+		
12-3-1	1-2-0	3-0-0		OVERALL	4-0-1		3-1-0		1-0-0		
9-2-0	1-2-0	2-0-0		HOME	4-0-0		2-0-0		0-0-0		
3-1-1	0-0-0	1-0-0		AWAY	0-0-1		1-1-0		1-0-0		
0-0-0	0-0-0	0-0-0		NEUTRAL	0-0-0		0-0-0		0-0-0		
<hr/>											
6-1-1	1-1-0	1-0-0		NON-CONFERENCE	1-0-1		3-0-0		0-0-0		
5-1-0	1-1-0	1-0-0		HOME	1-0-0		2-0-0		0-0-0		
1-0-1	0-0-0	0-0-		AWAY	0-0-1		1-0-0		0-0-0		
0-0-0	0-0-0	0-0-0		NEUTRAL	0-0-0		0-0-0		0-0-0		
<hr/>											
6-2-0	0-1-0	2-0-0		CONFERENCE	3-0-0		0-1-0		1-0-0		
4-1-0	0-1-0	1-0-0		HOME	3-0-0		0-0-0		0-0-0		
2-1-0	0-0-0	1-0-0		AWAY	0-0-0		0-1-0		1-0-0		
0-0-0	0-0-0	0-0-0		NEUTRAL	0-0-0		0-0-0		0-0-0		
<hr/>											
RPI S	Opponent	Score		RPI S	Opponent	Score		RPI S	Opponent	Score	
8 H	Florida St.	0	3	26 H	Kentucky	3	0	53 A	South Fla.	1	1
15 H	South Carolina	1	2	27 A	Ole Miss	4	1	63 H	LSU	3	0
24 H	Minnesota	2	0	41 H	Oklahoma St.	2	0	78 H	FGCU	3	1
								87 H	Alabama	3	0
								95 H	Auburn	3	0

Non-Div. I Games:

Florida

Average RPI Win:		121	WON-LOST RECORD		WINNING PCT. RANK		LAST 10 GAMES		STRENGTH OF SCHEDULE		OPP. STRENGTH OF SCHEDULE		TEAM RPI		ADJ RPI		CONF. RPI		ADJ CONF. RPI				
DIV. I ONLY		12-2-2		.8125		16		9-1-0		67		16		17		.63347		17		6		6	
DIV. I NON-CONF.		6-2-2		.7		64		3-1-0		80		5		45		.60217		44		6		6	
TOTALS		RPI 1-25		RPI 26-50		W-L RECORDS		RPI 51-100		RPI 101-150		RPI 150+											
12-2-2		0-1-2		1-1-0		OVERALL		3-0-0		4-0-0		4-0-0											
9-1-0		0-0-0		0-1-0		HOME		1-0-0		4-0-0		4-0-0											
2-0-2		0-0-2		1-0-0		AWAY		1-0-0		0-0-0		0-0-0											
1-1-0		0-1-0		0-0-0		NEUTRAL		1-0-0		0-0-0		0-0-0											
6-2-2		0-1-2		0-1-0		NON-CONFERENCE		1-0-0		1-0-0		4-0-0											
5-1-0		0-0-0		0-1-0		HOME		0-0-0		1-0-0		4-0-0											
0-0-2		0-0-2		0-0-		AWAY		0-0-0		0-0-0		0-0-0											
1-1-0		0-1-0		0-0-0		NEUTRAL		1-0-0		0-0-0		0-0-0											
6-0-0		0-0-0		1-0-0		CONFERENCE		2-0-0		3-0-0		0-0-0											
4-0-0		0-0-0		0-0-0		HOME		1-0-0		3-0-0		0-0-0											
2-0-0		0-0-0		1-0-0		AWAY		1-0-0		0-0-0		0-0-0											
0-0-0		0-0-0		0-0-0		NEUTRAL		0-0-0		0-0-0		0-0-0											
RPI	S	Opponent		Score		RPI	S	Opponent		Score		RPI	S	Opponent		Score							
3	N	North Carolina		2	4	26	H	Kentucky		2	4	55	H	Texas		2	1						
4	A	Penn St.		2	2	41	A	Oklahoma St.		2	1	64	A	Baylor		4	3						
22	A	Duke		1	1							69	N	Syracuse		2	1						

Non-Div. I Games:

West Virginia

Average RPI Win:		154	WON-LOST RECORD		WINNING PCT. RANK		LAST 10 GAMES		STRENGTH OF SCHEDULE		OPP. STRENGTH OF SCHEDULE		TEAM RPI		ADJ RPI		CONF. RPI		ADJ CONF. RPI				
DIV. I ONLY			14-1-1		.90625 2		8-1-1		93		99		18		.63304 18		24		24				
DIV. I NON-CONF.			9-1-1		.86364 22		3-1-1		37		21		9		.66578 9		25		24				
TOTALS		RPI 1-25		RPI 26-50		W-L RECORDS		RPI 51-100		RPI 101-150		RPI 150+											
14-1-1		2-1-0		1-0-0		OVERALL		2-0-0		3-0-1		6-0-0											
7-0-0		2-0-0		0-0-0		HOME		1-0-0		1-0-0		3-0-0											
6-1-1		0-1-0		1-0-0		AWAY		1-0-0		1-0-1		3-0-0											
1-0-0		0-0-0		0-0-0		NEUTRAL		0-0-0		1-0-0		0-0-0											
9-1-1		2-1-0		1-0-0		NON-CONFERENCE		2-0-0		3-0-1		1-0-0											
5-0-0		2-0-0		0-0-0		HOME		1-0-0		1-0-0		1-0-0											
3-1-1		0-1-0		1-0-		AWAY		1-0-0		1-0-1		0-0-0											
1-0-0		0-0-0		0-0-0		NEUTRAL		0-0-0		1-0-0		0-0-0											
5-0-0		0-0-0		0-0-0		CONFERENCE		0-0-0		0-0-0		5-0-0											
2-0-0		0-0-0		0-0-0		HOME		0-0-0		0-0-0		2-0-0											
3-0-0		0-0-0		0-0-0		AWAY		0-0-0		0-0-0		3-0-0											
0-0-0		0-0-0		0-0-0		NEUTRAL		0-0-0		0-0-0		0-0-0											
RPI	S	Opponent		Score		RPI	S	Opponent		Score		RPI	S	Opponent		Score							
12	A	Nebraska		1	2	29	A	BYU		1	0	82	A	UC Irvine		3	2	121	A	TCU		1	1
23	H	Colorado Col.		2	1							87	H	Alabama		2	0	144	H	St. Mary's (CA)		2	0
25	H	Colorado		3	0													146	N	Northern Colo.		3	0
																		150	A	UC Santa Barbara		2	1
																		178	H	UT Martin		1	0
																		226	A	IPFW		4	0
																		241	H	IUPUI		6	0
																		262	H	Western Ill.		2	0
																		271	A	Neb. Omaha		3	0
																		286	A	South Dakota		4	0
						LAST 10 GAMES																	
						286	A	South Dakota		4	0	150	A	UC Santa Barbara		2	1						
						271	A	Neb. Omaha		3	0	29	A	BYU		1	0						
						241	H	IUPUI		6	0	12	A	Nebraska		1	2						
						262	H	Western Ill.		2	0	121	A	TCU		1	1						
						226	A	IPFW		4	0	25	H	Colorado		3	0						

Non-Div. I Games:

Denver

Average RPI Win: 127		WON-LOST RECORD		WINNING PCT. RANK		LAST 10 GAMES		STRENGTH OF SCHEDULE		OPP. STRENGTH OF SCHEDULE		TEAM RPI		ADJ RPI		CONF. RPI		ADJ CONF. RPI	
DIV. I ONLY		11-4-1		.71875 43		8-2-0		25		39		19		.62658 19		7		7	
DIV. I NON-CONF.		4-3-1		.5625 131		1-1-0		19		19		46		.59928 46		7		7	
TOTALS		RPI 1-25		RPI 26-50		W-L RECORDS		RPI 51-100		RPI 101-150		RPI 150+							
11-4-1		0-2-1		2-1-0		OVERALL		3-1-0		2-0-0		4-0-0							
6-2-0		0-1-0		1-0-0		HOME		3-1-0		0-0-0		2-0-0							
5-2-0		0-1-0		1-1-0		AWAY		0-0-0		2-0-0		2-0-0							
0-0-1		0-0-1		0-0-0		NEUTRAL		0-0-0		0-0-0		0-0-0							
4-3-1		0-1-1		0-1-0		NON-CONFERENCE		1-1-0		1-0-0		2-0-0							
3-1-0		0-0-0		0-0-0		HOME		1-1-0		0-0-0		2-0-0							
1-2-0		0-1-0		0-0-		AWAY		0-0-0		1-0-0		0-0-0							
0-0-1		0-0-1		0-0-0		NEUTRAL		0-0-0		0-0-0		0-0-0							
7-1-0		0-1-0		2-0-0		CONFERENCE		2-0-0		1-0-0		2-0-0							
3-1-0		0-1-0		1-0-0		HOME		2-0-0		0-0-0		0-0-0							
4-0-0		0-0-0		1-0-0		AWAY		0-0-0		1-0-0		2-0-0							
0-0-0		0-0-0		0-0-0		NEUTRAL		0-0-0		0-0-0		0-0-0							
RPI S	Opponent		Score		RPI S	Opponent		Score		RPI S	Opponent		Score		RPI S	Opponent		Score	
5	A	Marquette	2	3	26	A	Kentucky	0	2	53	H	South Fla.	3	0	126	A	SMU	4	2
9	H	UCF	0	1	28	H	Rutgers	4	1	57	H	Illinois	4	5	133	A	Miami (OH)	3	2
10	N	Virginia Tech	1	1	47	A	Connecticut	3	2	66	H	Butler	2	0	203	H	Morehead St.	7	2
										71	H	Memphis	3	2	205	H	UTSA	1	0
															217	A	Temple	3	1
															252	A	Houston	1	0
LAST 10 GAMES																			
					47	A	Connecticut	3	2	126	A	SMU	4	2					
					217	A	Temple	3	1	28	H	Rutgers	4	1					
					9	H	UCF	0	1	71	H	Memphis	3	2					
					53	H	South Fla.	3	0	5	A	Marquette	2	3					
					252	A	Houston	1	0	205	H	UTSA	1	0					

Non-Div. I Games:

Louisville

Average RPI Win:		148	WON-LOST RECORD		WINNING PCT. RANK		LAST 10 GAMES		STRENGTH OF SCHEDULE		OPP. STRENGTH OF SCHEDULE		TEAM RPI	ADJ RPI		CONF. RPI	ADJ CONF. RPI		
DIV. I ONLY			12-1-1	.89286	6	9-1-0			122	32	20	.62499	20	9	9				
DIV. I NON-CONF.			8-1-1	.85	25	5-1-0			64	11	20	.64191	19	8	8				
TOTALS		RPI 1-25		RPI 26-50		W-L RECORDS		RPI 51-100		RPI 101-150		RPI 150+							
12-1-1		1-1-1		2-0-0		OVERALL		0-0-0		3-0-0		6-0-0							
6-1-0		1-1-0		0-0-0		HOME		0-0-0		1-0-0		4-0-0							
6-0-1		0-0-1		2-0-0		AWAY		0-0-0		2-0-0		2-0-0							
0-0-0		0-0-0		0-0-0		NEUTRAL		0-0-0		0-0-0		0-0-0							
8-1-1		1-1-1		1-0-0		NON-CONFERENCE		0-0-0		3-0-0		3-0-0							
5-1-0		1-1-0		0-0-0		HOME		0-0-0		1-0-0		3-0-0							
3-0-1		0-0-1		1-0-		AWAY		0-0-0		2-0-0		0-0-0							
0-0-0		0-0-0		0-0-0		NEUTRAL		0-0-0		0-0-0		0-0-0							
4-0-0		0-0-0		1-0-0		CONFERENCE		0-0-0		0-0-0		3-0-0							
1-0-0		0-0-0		0-0-0		HOME		0-0-0		0-0-0		1-0-0							
3-0-0		0-0-0		1-0-0		AWAY		0-0-0		0-0-0		2-0-0							
0-0-0		0-0-0		0-0-0		NEUTRAL		0-0-0		0-0-0		0-0-0							
RPI	S	Opponent		Score		RPI	S	Opponent		Score		RPI	S	Opponent		Score			
5	H	Marquette		1	0	35	A	Pepperdine		3	1			102	H	Missouri		3	2
11	H	Wake Forest		2	3	48	A	Washington		3	0			105	A	Oregon		2	1
13	A	Stanford		1	1									130	A	San Diego St.		2	1
														154	H	Central Mich.		1	0
														215	A	Loyola Marymount		2	0
														219	H	Gonzaga		2	1
														228	H	Wyoming		4	2
														263	H	Nevada		2	0
														273	A	Pacific		1	0
						LAST 10 GAMES													
						219	H	Gonzaga		2	1	228	H	Wyoming		4	2		
						35	A	Pepperdine		3	1	130	A	San Diego St.		2	1		
						215	A	Loyola Marymount		2	0	102	H	Missouri		3	2		
						273	A	Pacific		1	0	263	H	Nevada		2	0		
						48	A	Washington		3	0	11	H	Wake Forest		2	3		

Non-Div. I Games:

Portland

Duke				Through Games Of Sunday, Oct. 20, 2013											
Average RPI Win:	92	WON-LOST RECORD	WINNING PCT. RANK	LAST 10 GAMES	STRENGTH OF SCHEDULE	OPP. STRENGTH OF SCHEDULE	TEAM RPI	ADJ RPI	CONF. RPI	ADJ CONF. RPI					
DIV. I ONLY		6-6-4	.5	152	3-4-3	1	17	21	.62227	22	1	1			
DIV. I NON-CONF.		3-2-1	.58333	126	0-0-0	1	68	14	.65092	14	1	1			

TOTALS	RPI 1-25	RPI 26-50		W-L RECORDS		RPI 51-100		RPI 101-150		RPI 150+					
6-6-4	0-5-2	3-1-0		OVERALL		1-0-2		0-0-0		2-0-0					
1-3-2	0-3-2	0-0-0		HOME		1-0-0		0-0-0		0-0-0					
3-3-2	0-2-0	3-1-0		AWAY		0-0-2		0-0-0		0-0-0					
2-0-0	0-0-0	0-0-0		NEUTRAL		0-0-0		0-0-0		2-0-0					
3-2-1	0-2-1	1-0-0		NON-CONFERENCE		0-0-0		0-0-0		2-0-0					
0-1-1	0-1-1	0-0-0		HOME		0-0-0		0-0-0		0-0-0					
1-1-0	0-1-0	1-0-		AWAY		0-0-0		0-0-0		0-0-0					
2-0-0	0-0-0	0-0-0		NEUTRAL		0-0-0		0-0-0		2-0-0					
3-4-3	0-3-1	2-1-0		CONFERENCE		1-0-2		0-0-0		0-0-0					
1-2-1	0-2-1	0-0-0		HOME		1-0-0		0-0-0		0-0-0					
2-2-2	0-1-0	2-1-0		AWAY		0-0-2		0-0-0		0-0-0					
0-0-0	0-0-0	0-0-0		NEUTRAL		0-0-0		0-0-0		0-0-0					
RPI	S	Opponent	Score	RPI	S	Opponent	Score	RPI	S	Opponent	Score	RPI	S	Opponent	Score
1	H	Virginia	2 3	30	A	Maryland	2 1	58	A	Clemson	0 0	162	N	Kennesaw St.	1 0
2	H	UCLA	1 2	31	A	Notre Dame	2 1	69	A	Syracuse	2 2	211	N	New Mexico	1 0
8	H	Florida St.	1 2	32	A	Boston College	1 4	77	H	Miami (FL)	3 0				
10	H	Virginia Tech	1 1	40	A	Texas A&M	1 0								
11	A	Wake Forest	1 3												
15	A	South Carolina	0 1												
17	H	West Virginia	1 1												

LAST 10 GAMES															
31	A	Notre Dame	2 1	1	H	Virginia	2 3								
58	A	Clemson	0 0	69	A	Syracuse	2 2								
30	A	Maryland	2 1	11	A	Wake Forest	1 3								
32	A	Boston College	1 4	8	H	Florida St.	1 2								
10	H	Virginia Tech	1 1	77	H	Miami (FL)	3 0								

Non-Div. I Games:

Duke

Average RPI Win:	136	WON-LOST RECORD	WINNING PCT. RANK	LAST 10 GAMES	STRENGTH OF SCHEDULE	OPP. STRENGTH OF SCHEDULE	TEAM RPI	ADJ RPI	CONF. RPI	ADJ CONF. RPI		
DIV. I ONLY		11-3-1	.76667	27	9-0-1	40	78	23	.61928	23	12	12
DIV. I NON-CONF.		5-3-0	.625	96	3-0-0	8	36	25	.62407	26	12	12
<hr/>												
TOTALS	RPI 1-25	RPI 26-50		W-L RECORDS		RPI 51-100		RPI 101-150		RPI 150+		
11-3-1	0-3-0	0-0-0		OVERALL		3-0-0		4-0-0		4-0-1		
7-0-0	0-0-0	0-0-0		HOME		3-0-0		3-0-0		1-0-0		
3-3-1	0-3-0	0-0-0		AWAY		0-0-0		1-0-0		2-0-1		
1-0-0	0-0-0	0-0-0		NEUTRAL		0-0-0		0-0-0		1-0-0		
<hr/>												
5-3-0	0-3-0	0-0-0		NON-CONFERENCE		1-0-0		2-0-0		2-0-0		
4-0-0	0-0-0	0-0-0		HOME		1-0-0		2-0-0		1-0-0		
0-3-0	0-3-0	0-0-		AWAY		0-0-0		0-0-0		0-0-0		
1-0-0	0-0-0	0-0-0		NEUTRAL		0-0-0		0-0-0		1-0-0		
<hr/>												
6-0-1	0-0-0	0-0-0		CONFERENCE		2-0-0		2-0-0		2-0-1		
3-0-0	0-0-0	0-0-0		HOME		2-0-0		1-0-0		0-0-0		
3-0-1	0-0-0	0-0-0		AWAY		0-0-0		1-0-0		2-0-1		
0-0-0	0-0-0	0-0-0		NEUTRAL		0-0-0		0-0-0		0-0-0		
<hr/>												
RPI S	Opponent	Score		RPI S	Opponent	Score		RPI S	Opponent	Score		
5 A	Marquette	1	3					55 H	Texas	2	0	
18 A	Denver	1	2					86 H	Tulsa	2	0	
25 A	Colorado	0	1					91 H	North Texas	3	2	
<hr/>												
<hr/>												
<hr/>												
<hr/>												
<hr/>												
<hr/>												
<hr/>												
<hr/>												
<hr/>												
<hr/>												
<hr/>												
<hr/>												
<hr/>												
<hr/>												
<hr/>												
<hr/>												
<hr/>												
<hr/>												
<hr/>												
<hr/>												
<hr/>												
<hr/>												
<hr/>												
<hr/>												
<hr/>												
<hr/>												
<hr/>												
<hr/>												
<hr/>												
<hr/>												
<hr/>												
<hr/>												
<hr/>												
<hr/>												
<hr/>												
<hr/>												
<hr/>												
<hr/>												
<hr/>												
<hr/>												
<hr/>												
<hr/>												
<hr/>												
<hr/>												
<hr/>												
<hr/>												
<hr/>												
<hr/>												
<hr/>												
<hr/>												
<hr/>												
<hr/>												
<hr/>												
<hr/>												
<hr/>												
<hr/>												
<hr/>												
<hr/>												
<hr/>												
<hr/>												
<hr/>												
<hr/>												
<hr/>												
<hr/>												
<hr/>												
<hr/>												
<hr/>												
<hr/>												
<hr/>												
<hr/>												
<hr/>												
<hr/>												
<hr/>												
<hr/>												
<hr/>												
<hr/>												
<hr/>												
<hr/>												
<hr/>												
<hr/>												
<hr/>												
<hr/>												
<hr/>												
<hr/>												
<hr/>												
<hr/>												
<hr/>												
<hr/>												
<hr/>												
<hr/>												
<hr/>												
<hr/>												
<hr/>												
<hr/>												
<hr/>												
<hr/>												
<hr/>												
<hr/>												
<hr/>												
<hr/>												
<hr/>												
<hr/>												
<hr/>												
<hr/>												
<hr/>												
<hr/>												
<hr/>												
<hr/>												
<hr/>												
<hr/>												
<hr/>												
<hr/>												
<hr/>												
<hr/>												
<hr/>												
<hr/>												
<hr/>												
<hr/>												
<hr/>												
<hr/>												
<hr/>												
<hr/>												
<hr/>												
<hr/>												
<hr/>												
<hr/>												
<hr/>												
<hr/>												
<hr/>												
<hr/>												
<hr/>												
<hr/>												
<hr/>												
<hr/>												
<hr/>												
<hr/>												
<hr/>												
<hr/>												
<hr/>												
<hr/>												
<hr/>												
<hr/>												
<hr/>												
<hr/>												
<hr/>												
<hr/>												
<hr/>												
<hr/>												
<hr/>												
<hr/>												
<hr/>												
<hr/>												
<hr/>												
<hr/>												
<hr/>												
<hr/>												
<hr/>												
<hr/>												
<hr/>												
<hr/>												
<hr/>												
<hr/>												
<hr/>												
<hr/>												
<hr/>												
<hr/>												
<hr/>												
<hr/>												
<hr/>												
<hr/>												
<hr/>												
<hr/>												
<hr/>												
<hr/>												
<hr/>												
<hr/>												
<hr/>												
<hr/>												
<hr/>												
<hr/>												
<hr/>												
<hr/>												
<hr/>												
<hr/>												
<hr/>												
<hr/>												
<hr/>												
<hr/>												
<hr/>												
<hr/>												
<hr/>												
<hr/>												
<hr/>												
<hr/>												
<hr/>												
<hr/>												
<hr/>												
<hr/>												
<hr/>												
<hr/>												
<hr/>												
<hr/>												
<hr/>												
<hr/>												
<hr/>												
<hr/>												
<hr/>												
<hr/>												
<hr/>												
<hr/>												
<hr/>												
<hr/>												
<hr/>												
<hr/>												
<hr/>												
<hr/>												
<hr/>												
<hr/>												
<hr/>												
<hr/>												
<hr/>												
<hr/>												
<hr/>												
<hr/>												
<hr/>												
<hr/>												
<hr/>												
<hr/>												
<hr/>												
<hr/>												
<hr/>												
<hr/>												
<hr/>												
<hr/>												
<hr/>												
<hr/>												
<hr/>												
<hr/>												
<hr/>												
<hr/>												
<hr/>												
<hr/>												
<hr/>												
<hr/>												
<hr/>												
<hr/>												
<hr/>												
<hr/>												
<hr/>												
<hr/>												
<hr/>												
<hr/>												
<hr/>												
<hr/>												
<hr/>												
<hr/>												
<hr/>												
<hr/>												
<hr/>												
<hr/>												
<hr/>												
<hr/>												
<hr/>												
<hr/>												

Non-Div. I Games:

Colorado Col.

Minnesota				WON-LOST RECORD				WINNING PCT. RANK		LAST 10 GAMES		STRENGTH OF SCHEDULE		OPP. STRENGTH OF SCHEDULE		TEAM RPI		ADJ RPI		CONF. RPI		ADJ CONF. RPI	
Average RPI Win:				105																			
Average RPI Loss:				59																			
DIV. I ONLY				9-5-2		.625		84		3-5-2		11		50		25		.61841		24		2	
DIV. I NON-CONF.				7-1-0		.875		18		1-1-0		34		130		12		.65857		12		2	
TOTALS				RPI 1-25		RPI 26-50		W-L RECORDS		RPI 51-100		RPI 101-150		RPI 150+									
9-5-2				2-2-0		1-1-0		OVERALL		2-1-2		2-0-0		2-1-0									
6-1-2				1-1-0		1-0-0		HOME		2-0-2		0-0-0		2-0-0									
3-4-0				1-1-0		0-1-0		AWAY		0-1-0		2-0-0		0-1-0									
0-0-0				0-0-0		0-0-0		NEUTRAL		0-0-0		0-0-0		0-0-0									
7-1-0				0-1-0		1-0-0		NON-CONFERENCE		2-0-0		2-0-0		2-0-0									
5-0-0				0-0-0		1-0-0		HOME		2-0-0		0-0-0		2-0-0									
2-1-0				0-1-0		0-0-		AWAY		0-0-0		2-0-0		0-0-0									
0-0-0				0-0-0		0-0-0		NEUTRAL		0-0-0		0-0-0		0-0-0									
2-4-2				2-1-0		0-1-0		CONFERENCE		0-1-2		0-0-0		0-1-0									
1-1-2				1-1-0		0-0-0		HOME		0-0-2		0-0-0		0-0-0									
1-3-0				1-0-0		0-1-0		AWAY		0-1-0		0-0-0		0-1-0									
0-0-0				0-0-0		0-0-0		NEUTRAL		0-0-0		0-0-0		0-0-0									
RPI	S	Opponent	Score	RPI	S	Opponent	Score	RPI	S	Opponent	Score	RPI	S	Opponent	Score	RPI	S	Opponent	Score	RPI	S	Opponent	Score
4	H	Penn St.	1 0	27	H	Ole Miss	2 1	52	H	Ohio St.	0 0	119	A	Iowa St.	1 0								
7	A	Michigan	1 0	39	A	Indiana	0 1	61	H	Iowa	2 2	129	A	Jacksonville	3 0								
12	H	Nebraska	0 1					63	H	LSU	2 1	161	A	Northwestern	0 2								
16	A	Florida	0 2					67	A	Michigan St.	0 3	239	H	Toledo	2 1								
								88	H	Illinois St.	4 0	269	H	North Dakota St.	4 1								
				LAST 10 GAMES																			
				12	H	Nebraska	0 1	7	A	Michigan	1 0												
				61	H	Iowa	2 2	67	A	Michigan St.	0 3												
				161	A	Northwestern	0 2	39	A	Indiana	0 1												
				4	H	Penn St.	1 0	129	A	Jacksonville	3 0												
				52	H	Ohio St.	0 0	16	A	Florida	0 2												

Non-Div. I Games:

Minnesota

Average RPI Win:		130	WON-LOST RECORD		WINNING PCT. RANK		LAST 10 GAMES		STRENGTH OF SCHEDULE		OPP. STRENGTH OF SCHEDULE		TEAM RPI		ADJ RPI		CONF. RPI		ADJ CONF. RPI				
DIV. I ONLY			11-3-1	.76667	27	6-3-1		57		34		24	.6184	25	3	3							
DIV. I NON-CONF.			8-1-0	.88889	14	3-1-0		62		78		19	.6391	21	3	3							
TOTALS		RPI 1-25		RPI 26-50		W-L RECORDS		RPI 51-100		RPI 101-150		RPI 150+											
11-3-1		1-2-1		1-1-0		OVERALL		1-0-0		5-0-0		3-0-0											
7-1-0		1-1-0		0-0-0		HOME		0-0-0		4-0-0		2-0-0											
1-2-1		0-1-1		1-1-0		AWAY		0-0-0		0-0-0		0-0-0											
3-0-0		0-0-0		0-0-0		NEUTRAL		1-0-0		1-0-0		1-0-0											
8-1-0		1-1-0		0-0-0		NON-CONFERENCE		1-0-0		3-0-0		3-0-0											
5-0-0		1-0-0		0-0-0		HOME		0-0-0		2-0-0		2-0-0											
0-1-0		0-1-0		0-0-		AWAY		0-0-0		0-0-0		0-0-0											
3-0-0		0-0-0		0-0-0		NEUTRAL		1-0-0		1-0-0		1-0-0											
3-2-1		0-1-1		1-1-0		CONFERENCE		0-0-0		2-0-0		0-0-0											
2-1-0		0-1-0		0-0-0		HOME		0-0-0		2-0-0		0-0-0											
1-1-1		0-0-1		1-1-0		AWAY		0-0-0		0-0-0		0-0-0											
0-0-0		0-0-0		0-0-0		NEUTRAL		0-0-0		0-0-0		0-0-0											
RPI	S	Opponent		Score		RPI	S	Opponent		Score		RPI	S	Opponent		Score							
13	H	Stanford		0 2		43	A	Washington St.		0 3		87	N	Alabama		1 0		105	H	Oregon		1 0	
18	A	Denver		0 3		48	A	Washington		1 0								108	H	Stony Brook		4 0	
21	A	California		1 1														118	H	Oregon St.		2 1	
23	H	Colorado Col.		1 0														144	H	St. Mary's (CA)		2 0	
																		146	N	Northern Colo.		3 0	
																		178	N	UT Martin		4 1	
																		185	H	UNLV		3 1	
																		288	H	Air Force		2 0	
						LAST 10 GAMES																	
						21	A	California		1 1		13	H	Stanford		0 2							
						48	A	Washington		1 0		185	H	UNLV		3 1							
						43	A	Washington St.		0 3		108	H	Stony Brook		4 0							
						105	H	Oregon		1 0		18	A	Denver		0 3							
						118	H	Oregon St.		2 1		178	N	UT Martin		4 1							

Non-Div. I Games:

Colorado

Average RPI Win:	119	WON-LOST RECORD	WINNING PCT. RANK	LAST 10 GAMES	STRENGTH OF SCHEDULE	OPP. STRENGTH OF SCHEDULE	TEAM RPI	ADJ RPI	CONF. RPI	ADJ CONF. RPI		
DIV. I ONLY		12-3-1	.78125	22	8-2-0	83	21	26	.61653	26	4	4
DIV. I NON-CONF.		6-1-1	.8125	30	2-0-0	47	29	21	.63936	20	4	4
<hr/>												
TOTALS	RPI 1-25	RPI 26-50		W-L RECORDS		RPI 51-100		RPI 101-150		RPI 150+		
12-3-1	2-2-0	1-1-0		OVERALL		4-0-1		1-0-0		4-0-0		
6-1-1	1-0-0	1-1-0		HOME		2-0-1		0-0-0		2-0-0		
6-2-0	1-2-0	0-0-0		AWAY		2-0-0		1-0-0		2-0-0		
0-0-0	0-0-0	0-0-0		NEUTRAL		0-0-0		0-0-0		0-0-0		
6-1-1	2-1-0	0-0-0		NON-CONFERENCE		1-0-1		0-0-0		3-0-0		
4-0-1	1-0-0	0-0-0		HOME		1-0-1		0-0-0		2-0-0		
2-1-0	1-1-0	0-0-		AWAY		0-0-0		0-0-0		1-0-0		
0-0-0	0-0-0	0-0-0		NEUTRAL		0-0-0		0-0-0		0-0-0		
6-2-0	0-1-0	1-1-0		CONFERENCE		3-0-0		1-0-0		1-0-0		
2-1-0	0-0-0	1-1-0		HOME		1-0-0		0-0-0		0-0-0		
4-1-0	0-1-0	0-0-0		AWAY		2-0-0		1-0-0		1-0-0		
0-0-0	0-0-0	0-0-0		NEUTRAL		0-0-0		0-0-0		0-0-0		
RPI S	Opponent	Score		RPI S	Opponent	Score		RPI S	Opponent	Score		
11 A	Wake Forest	1	3	36 H	Arkansas	0	3	51 H	Utah	0	0	
16 A	Florida	0	3	38 H	Tennessee	4	1	54 H	Georgia	1	0	
17 A	West Virginia	4	2					84 H	Dayton	3	1	
19 H	Louisville	2	0					87 A	Alabama	4	2	
								95 A	Auburn	1	0	

Non-Div. I Games:

Kentucky

Average RPI Win: 131		WON-LOST	WINNING	LAST 10	STRENGTH OF		OPP. STRENGTH	TEAM	ADJ		CONF.	ADJ CONF.
Average RPI Loss: 26		RECORD	PCT. RANK	GAMES	SCHEDULE		OF SCHEDULE	RPI	RPI		RPI	RPI
DIV. I ONLY		12-3-2	.76471	30	69		40	27	.61276		4	4
DIV. I NON-CONF.		7-1-1	.83333	26	137		77	47	.59787		4	4
TOTALS		RPI 1-25	RPI 26-50		W-L RECORDS		RPI 51-100		RPI 101-150		RPI 150+	
12-3-2		0-2-1	1-1-0		OVERALL		4-0-1		2-0-0		5-0-0	
6-1-1		0-1-1	0-0-0		HOME		2-0-0		1-0-0		3-0-0	
6-2-0		0-1-0	1-1-0		AWAY		2-0-0		1-0-0		2-0-0	
0-0-1		0-0-0	0-0-0		NEUTRAL		0-0-1		0-0-0		0-0-0	
7-1-1		0-1-0	0-0-0		NON-CONFERENCE		1-0-1		1-0-0		5-0-0	
4-0-0		0-0-0	0-0-0		HOME		1-0-0		0-0-0		3-0-0	
3-1-0		0-1-0	0-0-		AWAY		0-0-0		1-0-0		2-0-0	
0-0-1		0-0-0	0-0-0		NEUTRAL		0-0-1		0-0-0		0-0-0	
5-2-1		0-1-1	1-1-0		CONFERENCE		3-0-0		1-0-0		0-0-0	
2-1-1		0-1-1	0-0-0		HOME		1-0-0		1-0-0		0-0-0	
3-1-0		0-0-0	1-1-0		AWAY		2-0-0		0-0-0		0-0-0	
0-0-0		0-0-0	0-0-0		NEUTRAL		0-0-0		0-0-0		0-0-0	
RPI S	Opponent	Score	RPI S	Opponent	Score	RPI S	Opponent	Score	RPI S	Opponent	Score	
15 H	South Carolina	1 1	36 A	Arkansas	2 1	54 A	Georgia	3 1	134 A	UAB	5 2	
16 H	Florida	1 4	38 A	Tennessee	0 3	63 A	LSU	1 0	139 H	Vanderbilt	1 0	
24 A	Minnesota	1 2				71 H	Memphis	3 0	160 H	La.-Lafayette	4 0	
						95 H	Auburn	7 0	162 A	Kennesaw St.	2 1	
						98 N	Southern California	1 1	177 A	Saint Louis	2 0	
									196 H	Northwestern St.	5 0	
									279 H	UALR	3 0	
LAST 10 GAMES												
15 H	South Carolina	1 1	95 H	Auburn	7 0							
63 A	LSU	1 0	16 H	Florida	1 4							
139 H	Vanderbilt	1 0	279 H	UALR	3 0							
54 A	Georgia	3 1	36 A	Arkansas	2 1							
38 A	Tennessee	0 3	71 H	Memphis	3 0							

Non-Div. I Games:

Ole Miss

Average RPI Win:	152	WON-LOST RECORD	WINNING PCT. RANK	LAST 10 GAMES	STRENGTH OF SCHEDULE	OPP. STRENGTH OF SCHEDULE	TEAM RPI	ADJ RPI	CONF. RPI	ADJ CONF. RPI		
Average RPI Loss:	10											
DIV. I ONLY		11-3-2	.75	32	7-2-1	60	48	28	.6123	28	7	7
DIV. I NON-CONF.		7-1-1	.83333	26	3-0-0	71	46	24	.62729	23	7	7

TOTALS	RPI 1-25	RPI 26-50		W-L RECORDS		RPI 51-100		RPI 101-150		RPI 150+		
11-3-2	0-3-0	0-0-1		OVERALL		4-0-1		3-0-0		4-0-0		
9-0-0	0-0-0	0-0-0		HOME		4-0-0		2-0-0		3-0-0		
2-3-1	0-3-0	0-0-0		AWAY		0-0-1		1-0-0		1-0-0		
0-0-1	0-0-0	0-0-1		NEUTRAL		0-0-0		0-0-0		0-0-0		
7-1-1	0-1-0	0-0-1		NON-CONFERENCE		3-0-0		1-0-0		3-0-0		
6-0-0	0-0-0	0-0-0		HOME		3-0-0		1-0-0		2-0-0		
1-1-0	0-1-0	0-0-		AWAY		0-0-0		0-0-0		1-0-0		
0-0-1	0-0-0	0-0-1		NEUTRAL		0-0-0		0-0-0		0-0-0		
4-2-1	0-2-0	0-0-0		CONFERENCE		1-0-1		2-0-0		1-0-0		
3-0-0	0-0-0	0-0-0		HOME		1-0-0		1-0-0		1-0-0		
1-2-1	0-2-0	0-0-0		AWAY		0-0-1		1-0-0		0-0-0		
0-0-0	0-0-0	0-0-0		NEUTRAL		0-0-0		0-0-0		0-0-0		
RPI S	Opponent	Score		RPI S	Opponent	Score		RPI S	Opponent	Score		
1 A	Virginia	0	6	34 N	William & Mary	1	1	53 A	South Fla.	2	2	
9 A	UCF	1	2					71 H	Memphis	3	2	
19 A	Louisville	1	4					75 H	Villanova	2	1	
								76 H	Delaware	1	0	
								97 H	Princeton	5	1	
		</										

Non-Div. I Games:

Rutgers

Average RPI Win: 93		WON-LOST RECORD		WINNING PCT. RANK		LAST 10 GAMES		STRENGTH OF SCHEDULE		OPP. STRENGTH OF SCHEDULE		TEAM RPI		ADJ RPI		CONF. RPI		ADJ CONF. RPI	
Average RPI Loss: 46		9-4-1		.67857 59		5-4-1		52		19		33		.60838 29		9		9	
DIV. I ONLY		6-3-1		.65 88		2-3-1		40		10		36		.61434 36		8		8	
DIV. I NON-CONF.																			
TOTALS		RPI 1-25		RPI 26-50		W-L RECORDS		RPI 51-100		RPI 101-150		RPI 150+							
9-4-1		1-2-0		1-0-0		OVERALL		4-2-0		1-0-1		2-0-0							
6-2-0		1-1-0		1-0-0		HOME		2-1-0		1-0-0		1-0-0							
3-2-1		0-1-0		0-0-0		AWAY		2-1-0		0-0-1		1-0-0							
0-0-0		0-0-0		0-0-0		NEUTRAL		0-0-0		0-0-0		0-0-0							
6-3-1		1-1-0		0-0-0		NON-CONFERENCE		4-2-0		1-0-1		0-0-0							
4-2-0		1-1-0		0-0-0		HOME		2-1-0		1-0-0		0-0-0							
2-1-1		0-0-0		0-0-0		AWAY		2-1-0		0-0-1		0-0-0							
0-0-0		0-0-0		0-0-0		NEUTRAL		0-0-0		0-0-0		0-0-0							
3-1-0		0-1-0		1-0-0		CONFERENCE		0-0-0		0-0-0		2-0-0							
2-0-0		0-0-0		1-0-0		HOME		0-0-0		0-0-0		1-0-0							
1-1-0		0-1-0		0-0-0		AWAY		0-0-0		0-0-0		1-0-0							
0-0-0		0-0-0		0-0-0		NEUTRAL		0-0-0		0-0-0		0-0-0							
RPI S	Opponent	Score		RPI S	Opponent	Score		RPI S	Opponent	Score		RPI S	Opponent	Score					
12 H	Nebraska	3	0	35 H	Pepperdine	1	0	51 H	Utah	1	0	105 A	Oregon	0	0				
14 A	Santa Clara	1	2					63 A	LSU	4	2	122 H	Oklahoma	3	2				
18 H	Denver	0	1					64 A	Baylor	2	1	173 A	San Francisco	2	0				
								68 A	Long Beach St.	0	1	215 H	Loyola Marymount	2	0				
								82 H	UC Irvine	0	1								
								99 H	Cal St. Fullerton	3	1								
LAST 10 GAMES																			
				215 H	Loyola Marymount	2	0	18 H	Denver	0	1								
				35 H	Pepperdine	1	0	68 A	Long Beach St.	0	1								
				14 A	Santa Clara	1	2	122 H	Oklahoma	3	2								
				173 A	San Francisco	2	0	82 H	UC Irvine	0	1								
				64 A	Baylor	2	1	105 A	Oregon	0	0								

Non-Div. I Games:

BYU

Average RPI Win: 101		WON-LOST	WINNING	LAST 10	STRENGTH OF		OPP. STRENGTH	TEAM	ADJ	CONF.	ADJ CONF.
Average RPI Loss: 22		RECORD	PCT. RANK	GAMES	SCHEDULE		OF SCHEDULE	RPI	RPI	RPI	RPI
DIV. I ONLY		9-5-1	.63333	78	5-4-1		36	3	30	.60638	31
DIV. I NON-CONF.		4-1-0	.8	37	0-0-0		73	20	28	.62031	29
TOTALS		RPI 1-25	RPI 26-50		W-L RECORDS		RPI 51-100		RPI 101-150		RPI 150+
9-5-1		1-4-1	1-0-0		OVERALL		3-1-0		0-0-0		4-0-0
7-2-1		0-2-1	1-0-0		HOME		2-0-0		0-0-0		4-0-0
2-3-0		1-2-0	0-0-0		AWAY		1-1-0		0-0-0		0-0-0
0-0-0		0-0-0	0-0-0		NEUTRAL		0-0-0		0-0-0		0-0-0
4-1-0		0-1-0	0-0-0		NON-CONFERENCE		1-0-0		0-0-0		3-0-0
4-1-0		0-1-0	0-0-0		HOME		1-0-0		0-0-0		3-0-0
0-0-0		0-0-0	0-0-		AWAY		0-0-0		0-0-0		0-0-0
0-0-0		0-0-0	0-0-0		NEUTRAL		0-0-0		0-0-0		0-0-0
5-4-1		1-3-1	1-0-0		CONFERENCE		2-1-0		0-0-0		1-0-0
3-1-1		0-1-1	1-0-0		HOME		1-0-0		0-0-0		1-0-0
2-3-0		1-2-0	0-0-0		AWAY		1-1-0		0-0-0		0-0-0
0-0-0		0-0-0	0-0-0		NEUTRAL		0-0-0		0-0-0		0-0-0
RPI S	Opponent	Score		RPI S	Opponent	Score		RPI S	Opponent	Score	
1 A	Virginia	2	3	30 H	Maryland	5	0	57 H	Illinois	4	1
2 H	UCLA	0	1					69 H	Syracuse	1	0
3 A	North Carolina	1	0					77 A	Miami (FL)	0	2
10 A	Virginia Tech	0	1					90 A	North Carolina St.	3	1
11 H	Wake Forest	1	1								
22 H	Duke	1	2								
				LAST 10 GAMES							
				22 H	Duke	1	2	165 H	Pittsburgh	3	0
				10 A	Virginia Tech	0	1	30 H	Maryland	5	0
				1 A	Virginia	2	3	69 H	Syracuse	1	0
				77 A	Miami (FL)	0	2	3 A	North Carolina	1	0
				11 H	Wake Forest	1	1	90 A	North Carolina St.	3	1

Non-Div. I Games:

Notre Dame

Average RPI Win:		95	WON-LOST RECORD		WINNING PCT. RANK		LAST 10 GAMES		STRENGTH OF SCHEDULE		OPP. STRENGTH OF SCHEDULE		TEAM RPI		ADJ RPI		CONF. RPI		ADJ CONF. RPI				
DIV. I ONLY			8-7-1		.53125 141		4-5-1		8		12		31		.60467 32		1		1				
DIV. I NON-CONF.			4-2-0		.66667 80		1-0-0		28		42		35		.61724 34		1		1				
TOTALS		RPI 1-25		RPI 26-50		W-L RECORDS		RPI 51-100		RPI 101-150		RPI 150+											
8-7-1		2-5-0		0-1-0		OVERALL		3-1-1		1-0-0		2-0-0											
4-5-0		2-4-0		0-1-0		HOME		2-0-0		0-0-0		0-0-0											
4-2-1		0-1-0		0-0-0		AWAY		1-1-1		1-0-0		2-0-0											
0-0-0		0-0-0		0-0-0		NEUTRAL		0-0-0		0-0-0		0-0-0											
4-2-0		0-1-0		0-1-0		NON-CONFERENCE		2-0-0		1-0-0		1-0-0											
2-2-0		0-1-0		0-1-0		HOME		2-0-0		0-0-0		0-0-0											
2-0-0		0-0-0		0-0-		AWAY		0-0-0		1-0-0		1-0-0											
0-0-0		0-0-0		0-0-0		NEUTRAL		0-0-0		0-0-0		0-0-0											
4-5-1		2-4-0		0-0-0		CONFERENCE		1-1-1		0-0-0		1-0-0											
2-3-0		2-3-0		0-0-0		HOME		0-0-0		0-0-0		0-0-0											
2-2-1		0-1-0		0-0-0		AWAY		1-1-1		0-0-0		1-0-0											
0-0-0		0-0-0		0-0-0		NEUTRAL		0-0-0		0-0-0		0-0-0											
RPI	S	Opponent		Score		RPI	S	Opponent		Score		RPI	S	Opponent		Score							
1	H	Virginia		1	2	47	H	Connecticut		0	1	52	H	Ohio St.		1	0	115	A	Hofstra		6	5
3	H	North Carolina		0	1							58	A	Clemson		1	2	165	A	Pittsburgh		3	0
8	A	Florida St.		3	4							60	H	Boston U.		1	0	244	A	Central Conn. St.		7	0
10	H	Virginia Tech		0	1							77	A	Miami (FL)		3	3						
11	H	Wake Forest		1	0							90	A	North Carolina St.		3	2						
13	H	Stanford		1	2																		
22	H	Duke		4	1																		
LAST 10 GAMES																							
						77	A	Miami (FL)		3	3	90	A	North Carolina St.		3	2						
						244	A	Central Conn. St.		7	0	11	H	Wake Forest		1	0						
						3	H	North Carolina		0	1	10	H	Virginia Tech		0	1						
						22	H	Duke		4	1	1	H	Virginia		1	2						
						8	A	Florida St.		3	4	58	A	Clemson		1	2						

Non-Div. I Games:

Boston College

Average RPI Win: 88		WON-LOST	WINNING	LAST 10	STRENGTH OF		OPP. STRENGTH	TEAM	ADJ		CONF.	ADJ CONF.	
Average RPI Loss: 53		RECORD	PCT. RANK	GAMES	SCHEDULE		OF SCHEDULE	RPI	RPI		RPI	RPI	
DIV. I ONLY		9-4-2	.66667	62	6-3-1		47	9	32	.60366	33	2	2
DIV. I NON-CONF.		5-1-1	.78571	40	2-0-0		243	7	72	.56462	72	2	2
TOTALS		RPI 1-25	RPI 26-50		W-L RECORDS		RPI 51-100		RPI 101-150		RPI 150+		
9-4-2		0-2-1	1-0-0		OVERALL		5-1-0		2-1-1		1-0-0		
3-3-0		0-2-0	0-0-0		HOME		2-0-0		1-1-0		0-0-0		
6-1-2		0-0-1	1-0-0		AWAY		3-1-0		1-0-1		1-0-0		
0-0-0		0-0-0	0-0-0		NEUTRAL		0-0-0		0-0-0		0-0-0		
5-1-1		0-0-0	1-0-0		NON-CONFERENCE		1-0-0		2-1-1		1-0-0		
1-1-0		0-0-0	0-0-0		HOME		0-0-0		1-1-0		0-0-0		
4-0-1		0-0-0	1-0-		AWAY		1-0-0		1-0-1		1-0-0		
0-0-0		0-0-0	0-0-0		NEUTRAL		0-0-0		0-0-0		0-0-0		
4-3-1		0-2-1	0-0-0		CONFERENCE		4-1-0		0-0-0		0-0-0		
2-2-0		0-2-0	0-0-0		HOME		2-0-0		0-0-0		0-0-0		
2-1-1		0-0-1	0-0-0		AWAY		2-1-0		0-0-0		0-0-0		
0-0-0		0-0-0	0-0-0		NEUTRAL		0-0-0		0-0-0		0-0-0		
RPI S	Opponent	Score	RPI S	Opponent	Score	RPI S	Opponent	Score	RPI S	Opponent	Score		
4 H	Penn St.	1 2	47 A	Connecticut	3 2	52 H	Ohio St.	1 0	103 H	Milwaukee	3 0		
7 A	Michigan	0 0				57 A	Illinois	2 3	105 A	Oregon	2 1		
12 H	Nebraska	1 2				61 H	Iowa	2 1	118 A	Oregon St.	1 1		
						67 A	Michigan St.	2 0	139 H	Vanderbilt	3 4		
						79 A	Purdue	3 1	190 A	Loyola Chicago	5 1		
						88 A	Illinois St.	4 1					
LAST 10 GAMES													
			61 H	Iowa	2 1	67 A	Michigan St.	2 0					
			12 H	Nebraska	1 2	7 A	Michigan	0 0					
			57 A	Illinois	2 3	79 A	Purdue	3 1					
			52 H	Ohio St.	1 0	103 H	Milwaukee	3 0					
			4 H	Penn St.	1 2	190 A	Loyola Chicago	5 1					

Non-Div. I Games:

Wisconsin

Average RPI Win:	132	WON-LOST RECORD	WINNING PCT. RANK	LAST 10 GAMES	STRENGTH OF SCHEDULE	OPP. STRENGTH OF SCHEDULE	TEAM RPI	ADJ RPI	CONF. RPI	ADJ CONF. RPI		
Average RPI Loss:	89											
DIV. I ONLY		8-2-4	.71429	50	6-1-3	54	75	34	.60285	34	10	10
DIV. I NON-CONF.		3-1-4	.625	96	1-0-3	12	47	32	.61827	31	9	9
<hr/>												
TOTALS	RPI 1-25		RPI 26-50		W-L RECORDS		RPI 51-100		RPI 101-150		RPI 150+	
8-2-4	0-1-0		1-0-2		OVERALL		2-0-1		3-0-0		2-1-1	
5-1-2	0-0-0		0-0-1		HOME		2-0-0		1-0-0		2-1-1	
2-1-1	0-1-0		1-0-0		AWAY		0-0-1		1-0-0		0-0-0	
1-0-1	0-0-0		0-0-1		NEUTRAL		0-0-0		1-0-0		0-0-0	
<hr/>												
3-1-4	0-1-0		0-0-2		NON-CONFERENCE		1-0-1		2-0-0		0-0-1	
2-0-2	0-0-0		0-0-1		HOME		1-0-0		1-0-0		0-0-1	
0-1-1	0-1-0		0-0-		AWAY		0-0-1		0-0-0		0-0-0	
1-0-1	0-0-0		0-0-1		NEUTRAL		0-0-0		1-0-0		0-0-0	
<hr/>												
5-1-0	0-0-0		1-0-0		CONFERENCE		1-0-0		1-0-0		2-1-0	
3-1-0	0-0-0		0-0-0		HOME		1-0-0		0-0-0		2-1-0	
2-0-0	0-0-0		1-0-0		AWAY		0-0-0		1-0-0		0-0-0	
0-0-0	0-0-0		0-0-0		NEUTRAL		0-0-0		0-0-0		0-0-0	
<hr/>												
RPI S	Opponent	Score	RPI S	Opponent	Score	RPI S	Opponent	Score	RPI S	Opponent	Score	
6 A	Georgetown	1 2	28 N	Rutgers	1 1	74 H	Radford	2 1	112 N	Seton Hall	1 0	
			37 A	James Madison	2 1	76 H	Delaware	2 1	131 A	Drexel	2 0	
			49 H	Penn	0 0	97 A	Princeton	1 1	148 H	High Point	3 0	
									172 H	UNC Wilmington	0 3	
									207 H	George Mason	1 1	
									220 H	Towson	1 0	
									255 H	Col. of Charleston	5 1	
<hr/>												
LAST 10 GAMES												
			172 H	UNC Wilmington	0 3	37 A	James Madison	2 1				
			255 H	Col. of Charleston	5 1	97 A	Princeton	1 1				
			220 H	Towson	1 0	49 H	Penn	0 0				
			76 H	Delaware	2 1	74 H	Radford	2 1				
			131 A	Drexel	2 0	28 N	Rutgers	1 1				

Non-Div. I Games:

William & Mary

Average RPI Win:	126	WON-LOST	WINNING	LAST 10	STRENGTH OF	OPP. STRENGTH	TEAM	ADJ	CONF.	ADJ CONF.	
Average RPI Loss:	59	RECORD	PCT. RANK	GAMES	SCHEDULE	OF SCHEDULE	RPI	RPI	RPI	RPI	
DIV. I ONLY	7-5-2	.57143	117	5-4-1	9	85	35	.6019	35	9	9
DIV. I NON-CONF.	5-3-2	.6	113	3-2-1	16	50	39	.60819	38	8	8
<hr/>											
TOTALS	RPI 1-25	RPI 26-50		W-L RECORDS	RPI 51-100		RPI 101-150		RPI 150+		
7-5-2	0-3-1	1-1-0		OVERALL	2-0-1		2-0-0		2-1-0		
4-2-2	0-2-1	0-0-0		HOME	0-0-1		2-0-0		2-0-0		
3-3-0	0-1-0	1-1-0		AWAY	2-0-0		0-0-0		0-1-0		
0-0-0	0-0-0	0-0-0		NEUTRAL	0-0-0		0-0-0		0-0-0		
5-3-2	0-2-1	1-0-0		NON-CONFERENCE	1-0-1		2-0-0		1-1-0		
3-1-2	0-1-1	0-0-0		HOME	0-0-1		2-0-0		1-0-0		
2-2-0	0-1-0	1-0-		AWAY	1-0-0		0-0-0		0-1-0		
0-0-0	0-0-0	0-0-0		NEUTRAL	0-0-0		0-0-0		0-0-0		
2-2-0	0-1-0	0-1-0		CONFERENCE	1-0-0		0-0-0		1-0-0		
1-1-0	0-1-0	0-0-0		HOME	0-0-0		0-0-0		1-0-0		
1-1-0	0-0-0	0-1-0		AWAY	1-0-0		0-0-0		0-0-0		
0-0-0	0-0-0	0-0-0		NEUTRAL	0-0-0		0-0-0		0-0-0		
RPI S	Opponent	Score	RPI S	Opponent	Score	RPI S	Opponent	Score	RPI S	Opponent	Score
2 H	UCLA	0 2	29 A	BYU	0 1	93 A	San Diego	2 1	127 H	Wright St.	1 0
7 A	Michigan	0 2	40 A	Texas A&M	3 1	98 A	Southern California	1 0	130 H	San Diego St.	2 0
20 H	Portland	1 3				99 H	Cal St. Fullerton	1 1	176 H	Fresno St.	3 1
21 H	California	1 1							219 H	Gonzaga	1 0
									239 A	Toledo	2 3
<hr/>											
LAST 10 GAMES											
			93 A	San Diego	2 1	176 H	Fresno St.	3 1			
			29 A	BYU	0 1	2 H	UCLA	0 2			
			20 H	Portland	1 3	130 H	San Diego St.	2 0			
			219 H	Gonzaga	1 0	98 A	Southern California	1 0			
			99 H	Cal St. Fullerton	1 1	239 A	Toledo	2 3			

Non-Div. I Games:

Pepperdine

[illegible]

Non-Div. I Games:

Arkansas

Average RPI Win:		151	WON-LOST RECORD		WINNING PCT. RANK	LAST 10 GAMES		STRENGTH OF SCHEDULE		OPP. STRENGTH OF SCHEDULE	TEAM RPI	ADJ RPI	CONF. RPI	ADJ CONF. RPI			
Average RPI Loss:		36															
DIV. I ONLY			13-4-0		.76471	30	9-1-0		88	79	37	.59711	37	10	10		
DIV. I NON-CONF.			8-3-0		.72727	57	4-0-0		48	63	38	.60752	40	9	9		
TOTALS		RPI 1-25		RPI 26-50		W-L RECORDS		RPI 51-100		RPI 101-150		RPI 150+					
13-4-0		0-1-0		0-2-0		OVERALL		3-1-0		4-0-0		6-0-0					
7-3-0		0-1-0		0-1-0		HOME		1-1-0		1-0-0		5-0-0					
6-1-0		0-0-0		0-1-0		AWAY		2-0-0		3-0-0		1-0-0					
0-0-0		0-0-0		0-0-0		NEUTRAL		0-0-0		0-0-0		0-0-0					
8-3-0		0-1-0		0-1-0		NON-CONFERENCE		2-1-0		3-0-0		3-0-0					
4-2-0		0-1-0		0-0-0		HOME		1-1-0		1-0-0		2-0-0					
4-1-0		0-0-0		0-0-		AWAY		1-0-0		2-0-0		1-0-0					
0-0-0		0-0-0		0-0-0		NEUTRAL		0-0-0		0-0-0		0-0-0					
5-1-0		0-0-0		0-1-0		CONFERENCE		1-0-0		1-0-0		3-0-0					
3-1-0		0-0-0		0-1-0		HOME		0-0-0		0-0-0		3-0-0					
2-0-0		0-0-0		0-0-0		AWAY		1-0-0		1-0-0		0-0-0					
0-0-0		0-0-0		0-0-0		NEUTRAL		0-0-0		0-0-0		0-0-0					
RPI	S	Opponent		Score		RPI	S	Opponent		Score		RPI	S	Opponent		Score	
10	H	Virginia Tech		1	3	34	H	William & Mary		1	2	62	H	La Salle		1	2
						38	A	Tennessee		0	2	75	H	Villanova		3	2
												76	A	Delaware		2	1
												100	A	Charlotte		3	2
														120 A Marshall		2	1
														124 H UNC Greensboro		2	0
														131 A Drexel		2	0
														136 A Longwood		2	0
														151 H Richmond		4	1
														172 H UNC Wilmington		2	1
														199 A Davidson		2	0
														207 H George Mason		2	1
														220 H Towson		2	1
														255 H Col. of Charleston		3	0
LAST 10 GAMES																	
						255	H	Col. of Charleston		3	0	34	H	William & Mary		1	2
						172	H	UNC Wilmington		2	1	207	H	George Mason		2	1
						220	H	Towson		2	1	136	A	Longwood		2	0
						131	A	Drexel		2	0	124	H	UNC Greensboro		2	0
						76	A	Delaware		2	1	199	A	Davidson		2	0

Non-Div. I Games:

James Madison

Average RPI Win:	72	WON-LOST RECORD	WINNING PCT. RANK	LAST 10 GAMES	STRENGTH OF SCHEDULE	OPP. STRENGTH OF SCHEDULE	TEAM RPI	ADJ RPI	CONF. RPI	ADJ CONF. RPI		
Average RPI Loss:	70											
DIV. I ONLY		7-6-3	.53125	141	2-5-3	10	56	41	.59566	38	4	4
DIV. I NON-CONF.		5-2-1	.6875	70	0-1-1	14	108	26	.62678	24	4	4
<hr/>												
TOTALS	RPI 1-25	RPI 26-50		W-L RECORDS		RPI 51-100		RPI 101-150		RPI 150+		
7-6-3	1-1-0	3-2-0		OVERALL		1-2-2		1-0-1		1-1-0		
5-1-2	0-1-0	3-0-0		HOME		1-0-1		1-0-1		0-0-0		
2-5-1	1-0-0	0-2-0		AWAY		0-2-1		0-0-0		1-1-0		
0-0-0	0-0-0	0-0-0		NEUTRAL		0-0-0		0-0-0		0-0-0		
<hr/>												
5-2-1	1-0-0	1-0-0		NON-CONFERENCE		1-1-0		1-0-1		1-1-0		
3-0-1	0-0-0	1-0-0		HOME		1-0-0		1-0-1		0-0-0		
2-2-0	1-0-0	0-0-		AWAY		0-1-0		0-0-0		1-1-0		
0-0-0	0-0-0	0-0-0		NEUTRAL		0-0-0		0-0-0		0-0-0		
<hr/>												
2-4-2	0-1-0	2-2-0		CONFERENCE		0-1-2		0-0-0		0-0-0		
2-1-1	0-1-0	2-0-0		HOME		0-0-1		0-0-0		0-0-0		
0-3-1	0-0-0	0-2-0		AWAY		0-1-1		0-0-0		0-0-0		
0-0-0	0-0-0	0-0-0		NEUTRAL		0-0-0		0-0-0		0-0-0		
<hr/>												
RPI S	Opponent	Score		RPI S	Opponent	Score		RPI S	Opponent	Score		
9 A	UCF	2	1	26 A	Kentucky	1	4	63 A	LSU	1	1	
15 H	South Carolina	0	1	27 H	Ole Miss	3	0	84 H	Dayton	2	0	
				36 A	Arkansas	1	2	87 A	Alabama	2	4	
				37 H	James Madison	2	0	89 A	Samford	0	1	
				40 H	Texas A&M	1	0	95 H	Auburn	1	1	
<hr/>												
LAST 10 GAMES												
				36 A	Arkansas	1	2	87 A	Alabama	2	4	
				95 H	Auburn	1	1	63 A	LSU	1	1	
				26 A	Kentucky	1	4	40 H	Texas A&M	1	0	
				15 H	South Carolina	0	1	111 H	Western Ky.	0	0	
				27 H	Ole Miss	3	0	166 A	Middle Tenn.	0	1	

Non-Div. I Games:

Tennessee

I
n
d
i
a
n
a

Indiana

Average RPI Win:	117	WON-LOST RECORD	WINNING PCT. RANK	LAST 10 GAMES	STRENGTH OF SCHEDULE	OPP. STRENGTH OF SCHEDULE	TEAM RPI	ADJ RPI	CONF. RPI	ADJ CONF. RPI	
DIV. I ONLY	12-3-1	.78125	22	9-1-0	144	15	39	.59417	40	4	4
DIV. I NON-CONF.	5-2-1	.6875	70	2-0-0	106	13	57	.58159	58	4	4
<hr/>											
TOTALS	RPI 1-25	RPI 26-50		W-L RECORDS	RPI 51-100		RPI 101-150		RPI 150+		
12-3-1	0-1-0	2-2-0		OVERALL	4-0-1		3-0-0		3-0-0		
8-2-1	0-1-0	2-1-0		HOME	1-0-1		2-0-0		3-0-0		
4-1-0	0-0-0	0-1-0		AWAY	3-0-0		1-0-0		0-0-0		
0-0-0	0-0-0	0-0-0		NEUTRAL	0-0-0		0-0-0		0-0-0		
<hr/>											
5-2-1	0-1-0	1-1-0		NON-CONFERENCE	1-0-1		1-0-0		2-0-0		
5-2-1	0-1-0	1-1-0		HOME	1-0-1		1-0-0		2-0-0		
0-0-0	0-0-0	0-0-		AWAY	0-0-0		0-0-0		0-0-0		
0-0-0	0-0-0	0-0-0		NEUTRAL	0-0-0		0-0-0		0-0-0		
<hr/>											
7-1-0	0-0-0	1-1-0		CONFERENCE	3-0-0		2-0-0		1-0-0		
3-0-0	0-0-0	1-0-0		HOME	0-0-0		1-0-0		1-0-0		
4-1-0	0-0-0	0-1-0		AWAY	3-0-0		1-0-0		0-0-0		
0-0-0	0-0-0	0-0-0		NEUTRAL	0-0-0		0-0-0		0-0-0		
<hr/>											
RPI S	Opponent	Score	RPI S	Opponent	Score	RPI S	Opponent	Score	RPI S	Opponent	Score
22 H	Duke	0 1	35 H	Pepperdine	1 3	54 A	Georgia	2 1	102 A	Missouri	2 1
			36 H	Arkansas	4 3	64 H	Baylor	0 0	135 H	Cal Poly	4 0
			38 A	Tennessee	0 1	87 A	Alabama	3 0	139 H	Vanderbilt	3 0
			45 H	Arizona St.	3 1	93 H	San Diego	6 1	198 H	Massachusetts	3 1
						95 A	Auburn	3 1	205 H	UTSA	1 0
									213 H	Mississippi St.	8 0
<hr/>											
LAST 10 GAMES											
54 A Georgia						139 H Vanderbilt					
87 A Alabama						213 H Mississippi St.					
36 H Arkansas						38 A Tennessee					
102 A Missouri						135 H Cal Poly					
95 A Auburn						198 H Massachusetts					

Non-Div. I Games:

Texas A&M

Average RPI Win:	159	WON-LOST RECORD	WINNING PCT. RANK	LAST 10 GAMES		STRENGTH OF SCHEDULE	OPP. STRENGTH OF SCHEDULE	TEAM RPI	ADJ RPI	CONF. RPI	ADJ CONF. RPI		
DIV. I ONLY		6-3-6	.693	3-3-4		27	58	40	.59268	41	66		
DIV. I NON-CONF.		4-2-3	.61111	2-2-1		22	59	43	.60329	43	66		
<hr/>													
TOTALS	RPI 1-25	RPI 26-50		W-L RECORDS		RPI 51-100		RPI 101-150		RPI 150+			
6-3-6	0-3-1	0-0-2		OVERALL		1-0-1		2-0-2		3-0-0			
3-2-3	0-2-0	0-0-2		HOME		0-0-1		1-0-0		2-0-0			
3-1-3	0-1-1	0-0-0		AWAY		1-0-0		1-0-2		1-0-0			
0-0-0	0-0-0	0-0-0		NEUTRAL		0-0-0		0-0-0		0-0-0			
4-2-3	0-2-1	0-0-1		NON-CONFERENCE		1-0-0		0-0-1		3-0-0			
2-1-1	0-1-0	0-0-1		HOME		0-0-0		0-0-0		2-0-0			
2-1-2	0-1-1	0-0-		AWAY		1-0-0		0-0-1		1-0-0			
0-0-0	0-0-0	0-0-0		NEUTRAL		0-0-0		0-0-0		0-0-0			
2-1-3	0-1-0	0-0-1		CONFERENCE		0-0-1		2-0-1		0-0-0			
1-1-2	0-1-0	0-0-1		HOME		0-0-1		1-0-0		0-0-0			
1-0-1	0-0-0	0-0-0		AWAY		0-0-0		1-0-1		0-0-0			
0-0-0	0-0-0	0-0-0		NEUTRAL		0-0-0		0-0-0		0-0-0			
RPI	S	Opponent	Score	RPI	S	Opponent	Score	RPI	S	Opponent	Score		
4	H	Penn St.	2 4	43	H	Washington St.	2 2	55	H	Texas	1 1		
8	A	Florida St.	1 1	46	H	Texas Tech	0 0	91	A	North Texas	2 1		
16	A	Florida	0 2							121	A	TCU	0 0
17	H	West Virginia	1 2							122	A	Oklahoma	2 1
										122	H	Oklahoma	4 1
										139	A	Vanderbilt	2 2
										178	A	UT Martin	1 0
										219	H	Gonzaga	2 1
										223	H	Missouri St.	3 1
				LAST 10 GAMES									
				223	H	Missouri St.	3 1	17	H	West Virginia	1 2		
				55	H	Texas	1 1	91	A	North Texas	2 1		
				121	A	TCU	0 0	43	H	Washington St.	2 2		
				122	A	Oklahoma	2 1	4	H	Penn St.	2 4		
				46	H	Texas Tech	0 0	16	A	Florida	0 2		

Non-Div. I Games:

Oklahoma St.

Average RPI Win:	182	WON-LOST	WINNING	LAST 10	STRENGTH OF	OPP. STRENGTH	TEAM	ADJ	CONF.	ADJ CONF.	
Average RPI Loss:	55	RECORD	PCT. RANK	GAMES	SCHEDULE	OF SCHEDULE	RPI	RPI	RPI	RPI	
DIV. I ONLY	12-2-1	.83333	11	8-1-0	126	149	42	.59076	42	15	15
DIV. I NON-CONF.	5-1-1	.78571	40	1-0-0	189	101	70	.56586	68	18	20
<hr/>											
TOTALS	RPI 1-25	RPI 26-50		W-L RECORDS	RPI 51-100		RPI 101-150		RPI 150+		
12-2-1	0-0-0	0-1-0		OVERALL	2-1-0		3-0-0		7-0-1		
6-2-0	0-0-0	0-1-0		HOME	1-1-0		1-0-0		4-0-0		
6-0-1	0-0-0	0-0-0		AWAY	1-0-0		2-0-0		3-0-1		
0-0-0	0-0-0	0-0-0		NEUTRAL	0-0-0		0-0-0		0-0-0		
<hr/>											
5-1-1	0-0-0	0-1-0		NON-CONFERENCE	2-0-0		1-0-0		2-0-1		
2-1-0	0-0-0	0-1-0		HOME	1-0-0		0-0-0		1-0-0		
3-0-1	0-0-0	0-0-		AWAY	1-0-0		1-0-0		1-0-1		
0-0-0	0-0-0	0-0-0		NEUTRAL	0-0-0		0-0-0		0-0-0		
<hr/>											
7-1-0	0-0-0	0-0-0		CONFERENCE	0-1-0		2-0-0		5-0-0		
4-1-0	0-0-0	0-0-0		HOME	0-1-0		1-0-0		3-0-0		
3-0-0	0-0-0	0-0-0		AWAY	0-0-0		1-0-0		2-0-0		
0-0-0	0-0-0	0-0-0		NEUTRAL	0-0-0		0-0-0		0-0-0		
<hr/>											
RPI S	Opponent	Score	RPI S	Opponent	Score	RPI S	Opponent	Score	RPI S	Opponent	Score
			45 H	Arizona St.	1 3	63 H	LSU	4 0	106 A	Southeastern La.	2 0
						65 H	Oral Roberts	1 2	143 A	Rice	1 0
						92 A	UTEP	2 1	145 H	Nicholls St.	4 1
									196 H	Northwestern St.	2 0
									209 H	Texas St.	1 0
									214 A	Sam Houston St.	1 0
									218 A	Lamar	3 0
									251 H	Houston Baptist	2 0
									252 A	Houston	0 0
									266 H	McNeese St.	2 0
									278 A	New Mexico St.	2 0
<hr/>											
LAST 10 GAMES											
			145 H	Nicholls St.	4 1	218 A	Lamar	3 0			
			106 A	Southeastern La.	2 0	196 H	Northwestern St.	2 0			
			266 H	McNeese St.	2 0	65 H	Oral Roberts	1 2			
			214 A	Sam Houston St.	1 0	63 H	LSU	4 0			
			251 H	Houston Baptist	2 0	92 A	UTEP	2 1			

Non-Div. I Games: Abilene Christian 2 0

Stephen F. Austin

Average RPI Win:		143	WON-LOST RECORD		WINNING PCT. RANK		LAST 10 GAMES		STRENGTH OF SCHEDULE		OPP. STRENGTH OF SCHEDULE		TEAM RPI		ADJ RPI		CONF. RPI		ADJ CONF. RPI								
DIV. I ONLY			9-3-3		.7		52		5-3-2		74		72		45		.5896		43		3		3				
DIV. I NON-CONF.			7-0-2		.88889		14		3-0-1		91		160		27		.62267		27		3		3				
TOTALS		RPI 1-25		RPI 26-50		W-L RECORDS		RPI 51-100		RPI 101-150		RPI 150+															
9-3-3		1-1-0		0-0-1		OVERALL		4-1-0		1-1-2		3-0-0															
4-2-0		1-0-0		0-0-0		HOME		0-1-0		0-1-0		3-0-0															
4-1-3		0-1-0		0-0-1		AWAY		4-0-0		0-0-2		0-0-0															
1-0-0		0-0-0		0-0-0		NEUTRAL		0-0-0		1-0-0		0-0-0															
7-0-2		0-0-0		0-0-1		NON-CONFERENCE		3-0-0		1-0-1		3-0-0															
3-0-0		0-0-0		0-0-0		HOME		0-0-0		0-0-0		3-0-0															
3-0-2		0-0-0		0-1-		AWAY		3-0-0		0-0-1		0-0-0															
1-0-0		0-0-0		0-0-0		NEUTRAL		0-0-0		1-0-0		0-0-0															
2-3-1		1-1-0		0-0-0		CONFERENCE		1-1-0		0-1-1		0-0-0															
1-2-0		1-0-0		0-0-0		HOME		0-1-0		0-1-0		0-0-0															
1-1-1		0-1-0		0-0-0		AWAY		1-0-0		0-0-1		0-0-0															
0-0-0		0-0-0		0-0-0		NEUTRAL		0-0-0		0-0-0		0-0-0															
RPI	S	Opponent		Score		RPI	S	Opponent		Score		RPI	S	Opponent		Score											
2	A	UCLA		0 2		41	A	Oklahoma St.		2 2		51	H	Utah		3 4		105	A	Oregon		0 0					
25	H	Colorado		3 0								73	A	Seattle		3 1		114	N	Weber St.		1 0					
												82	A	UC Irvine		4 0		116	A	Boise St.		0 0					
												98	A	Southern California		2 0		118	H	Oregon St.		0 1					
												99	A	Cal St. Fullerton		1 0		185	H	UNLV		2 0					
																		297	H	Eastern Wash.		1 0					
																		317	H	Idaho		5 0					
						LAST 10 GAMES																					
						118 H Oregon St.						0 1		105 A Oregon						0 0							
						51 H Utah						3 4		82 A UC Irvine						4 0							
						25 H Colorado						3 0		99 A Cal St. Fullerton						1 0							
						98 A Southern California						2 0		41 A Oklahoma St.						2 2							
						2 A UCLA						0 2		185 H UNLV						2 0							

Non-Div. I Games:

Washington St.

Average RPI Win:	210	WON-LOST RECORD	WINNING PCT. RANK	LAST 10 GAMES	STRENGTH OF SCHEDULE	OPP. STRENGTH OF SCHEDULE	TEAM RPI	ADJ RPI	CONF. RPI	ADJ CONF. RPI				
Average RPI Loss:	115													
DIV. I ONLY	13-1-1	.9	4	6-0-1	164	248	43	.58862	44	29	29			
DIV. I NON-CONF.	6-1-0	.85714	23	0-0-0	120	137	40	.60496	41	30	30			
<hr/>														
TOTALS	RPI 1-25	RPI 26-50		W-L RECORDS	RPI 51-100		RPI 101-150		RPI 150+					
13-1-1	0-0-0	0-0-0		OVERALL	1-0-0		4-1-0		8-0-1					
9-0-0	0-0-0	0-0-0		HOME	1-0-0		3-0-0		5-0-0					
4-1-1	0-0-0	0-0-0		AWAY	0-0-0		1-1-0		3-0-1					
0-0-0	0-0-0	0-0-0		NEUTRAL	0-0-0		0-0-0		0-0-0					
<hr/>														
6-1-0	0-0-0	0-0-0		NON-CONFERENCE	1-0-0		3-1-0		2-0-0					
4-0-0	0-0-0	0-0-0		HOME	1-0-0		2-0-0		1-0-0					
2-1-0	0-0-0	0-0-		AWAY	0-0-0		1-1-0		1-0-0					
0-0-0	0-0-0	0-0-0		NEUTRAL	0-0-0		0-0-0		0-0-0					
<hr/>														
7-0-1	0-0-0	0-0-0		CONFERENCE	0-0-0		1-0-0		6-0-1					
5-0-0	0-0-0	0-0-0		HOME	0-0-0		1-0-0		4-0-0					
2-0-1	0-0-0	0-0-0		AWAY	0-0-0		0-0-0		2-0-1					
0-0-0	0-0-0	0-0-0		NEUTRAL	0-0-0		0-0-0		0-0-0					
<hr/>														
RPI S	Opponent	Score	RPI S	Opponent	Score	RPI S	Opponent	Score	RPI S	Opponent	Score			
						76 H	Delaware	1 0	112 H	Seton Hall	3 2			
						115 A	Hofstra	1 2						
						140 A	Columbia	2 0						
						147 H	Fairfield	2 0						
						149 H	Fairleigh Dickinson	1 0						
						231 A	Lehigh	1 0						
						233 H	Marist	1 0						
						235 A	Iona	1 1						
						237 A	Siena	2 0						
						247 H	Rider	3 0						
						265 H	NJIT	3 0						
						289 H	Manhattan	6 0						
						292 A	Niagara	1 0						
						313 H	Canisius	2 1						
						<hr/>								
			LAST 10 GAMES											
			147 H Fairfield			2 0			289 H Manhattan			6 0		
			233 H Marist			1 0			313 H Canisius			2 1		
			247 H Rider			3 0			292 A Niagara			1 0		
			237 A Siena			2 0			149 H Fairleigh Dickinson			1 0		
			235 A Iona			1 1			115 A Hofstra			1 2		

Non-Div. I Games:

Monmouth

Average RPI Win:	107	WON-LOST RECORD	WINNING PCT. RANK	LAST 10 GAMES	STRENGTH OF SCHEDULE	OPP. STRENGTH OF SCHEDULE	TEAM RPI	ADJ RPI	CONF. RPI	ADJ CONF. RPI		
DIV. I ONLY		8-6-0	.57143	117	5-5-0	29	44	47	.5884	45	3	3
DIV. I NON-CONF.		5-3-0	.625	96	2-2-0	35	114	48	.5968	48	3	3
<hr/>												
TOTALS	RPI 1-25	RPI 26-50		W-L RECORDS		RPI 51-100		RPI 101-150		RPI 150+		
8-6-0	1-2-0	1-2-0		OVERALL		2-0-0		2-2-0		2-0-0		
4-1-0	0-0-0	0-0-0		HOME		2-0-0		1-1-0		1-0-0		
3-4-0	1-2-0	1-1-0		AWAY		0-0-0		1-1-0		0-0-0		
1-1-0	0-0-0	0-1-0		NEUTRAL		0-0-0		0-0-0		1-0-0		
5-3-0	0-0-0	1-2-0		NON-CONFERENCE		1-0-0		1-1-0		2-0-0		
3-1-0	0-0-0	0-0-0		HOME		1-0-0		1-1-0		1-0-0		
1-1-0	0-0-0	1-0-		AWAY		0-0-0		0-0-0		0-0-0		
1-1-0	0-0-0	0-1-0		NEUTRAL		0-0-0		0-0-0		1-0-0		
3-3-0	1-2-0	0-0-0		CONFERENCE		1-0-0		1-1-0		0-0-0		
1-0-0	0-0-0	0-0-0		HOME		1-0-0		0-0-0		0-0-0		
2-3-0	1-2-0	0-0-0		AWAY		0-0-0		1-1-0		0-0-0		
0-0-0	0-0-0	0-0-0		NEUTRAL		0-0-0		0-0-0		0-0-0		
RPI	S	Opponent	Score	RPI	S	Opponent	Score	RPI	S	Opponent	Score	
2	A	UCLA	0 3	40	A	Texas A&M	1 3	57	H	Illinois	4 3	
13	A	Stanford	1 0	42	A	Stephen F. Austin	3 1	98	H	Southern California	1 0	
21	A	California	1 2	46	N	Texas Tech	0 1					
				</								

Non-Div. I Games:

Arizona St.

Average RPI Win:	164	WON-LOST	WINNING	LAST 10	STRENGTH OF	OPP. STRENGTH	TEAM	ADJ	CONF.	ADJ CONF.		
Average RPI Loss:	68	RECORD	PCT. RANK	GAMES	SCHEDULE	OF SCHEDULE	RPI	RPI	RPI	RPI		
DIV. I ONLY		13-1-2	.875	8	8-0-2	205	93	44	.58839	46	6	6
DIV. I NON-CONF.		10-1-0	.90909	13	5-0-0	223	144	55	.58433	54	6	6
<hr/>												
TOTALS	RPI 1-25	RPI 26-50		W-L RECORDS		RPI 51-100		RPI 101-150		RPI 150+		
13-1-2	0-0-0	1-0-1		OVERALL		2-1-1		4-0-0		6-0-0		
6-1-0	0-0-0	0-0-0		HOME		1-1-0		1-0-0		4-0-0		
4-0-2	0-0-0	0-0-1		AWAY		1-0-1		2-0-0		1-0-0		
3-0-0	0-0-0	1-0-0		NEUTRAL		0-0-0		1-0-0		1-0-0		
<hr/>												
10-1-0	0-0-0	1-0-0		NON-CONFERENCE		2-1-0		1-0-0		6-0-0		
5-1-0	0-0-0	0-0-0		HOME		1-1-0		0-0-0		4-0-0		
2-0-0	0-0-0	0-0-		AWAY		1-0-0		0-0-0		1-0-0		
3-0-0	0-0-0	1-0-0		NEUTRAL		0-0-0		1-0-0		1-0-0		
<hr/>												
3-0-2	0-0-0	0-0-1		CONFERENCE		0-0-1		3-0-0		0-0-0		
1-0-0	0-0-0	0-0-0		HOME		0-0-0		1-0-0		0-0-0		
2-0-2	0-0-0	0-0-1		AWAY		0-0-1		2-0-0		0-0-0		
0-0-0	0-0-0	0-0-0		NEUTRAL		0-0-0		0-0-0		0-0-0		
<hr/>												
RPI S	Opponent	Score	RPI S	Opponent	Score	RPI S	Opponent	Score	RPI S	Opponent	Score	
			41 A	Oklahoma St.	0 0	64 A	Baylor	0 0	119 A	Iowa St.	2 1	
			45 N	Arizona St.	1 0	68 H	Long Beach St.	2 3	121 H	TCU	2 0	
						83 A	Arizona	2 0	122 A	Oklahoma	2 1	
						99 H	Cal St. Fullerton	1 0	150 N	UC Santa Barbara	2 0	
									169 H	Idaho St.	3 0	
									189 N	UC Davis	3 0	
									206 H	Cal St. Northridge	3 1	
									211 A	New Mexico	1 0	
									295 H	Colorado St.	6 0	
									326 H	Ark.-Pine Bluff	8 0	
<hr/>												
LAST 10 GAMES												
			64 A	Baylor	0 0	119 A	Iowa St.	2 1				
			122 A	Oklahoma	2 1	150 N	UC Santa Barbara	2 0				
			326 H	Ark.-Pine Bluff	8 0	189 N	UC Davis	3 0				
			121 H	TCU	2 0	83 A	Arizona	2 0				
			41 A	Oklahoma St.	0 0	45 N	Arizona St.	1 0				

Non-Div. I Games:

Texas Tech

Average RPI Win: 118		WON-LOST	WINNING	LAST 10	STRENGTH OF	OPP. STRENGTH	TEAM	ADJ	CONF.	ADJ CONF.			
Average RPI Loss: 41		RECORD	PCT. RANK	GAMES	SCHEDULE	OF SCHEDULE	RPI	RPI	RPI	RPI			
DIV. I ONLY		7-6-2	.53333	136	3-1-1	19	31	46	.58734	48	3	3	
DIV. I NON-CONF.		4-5-0	.44444	190	0-0-0	11	54	66	.5722	66	3	3	
<hr/>													
TOTALS		RPI 1-25	RPI 26-50		W-L RECORDS		RPI 51-100		RPI 101-150		RPI 150+		
7-6-2		0-4-1	0-0-0		OVERALL		3-1-0		2-1-1		2-0-0		
4-4-0		0-2-0	0-0-0		HOME		2-1-0		1-1-0		1-0-0		
1-0-2		0-0-1	0-0-0		AWAY		1-0-0		0-0-1		0-0-0		
2-2-0		0-2-0	0-0-0		NEUTRAL		0-0-0		1-0-0		1-0-0		
4-5-0		0-3-0	0-0-0		NON-CONFERENCE		1-1-0		1-1-0		2-0-0		
2-3-0		0-1-0	0-0-0		HOME		1-1-0		0-1-0		1-0-0		
0-0-0		0-0-0	0-0-		AWAY		0-0-0		0-0-0		0-0-0		
2-2-0		0-2-0	0-0-0		NEUTRAL		0-0-0		1-0-0		1-0-0		
3-1-2		0-1-1	0-0-0		CONFERENCE		2-0-0		1-0-1		0-0-0		
2-1-0		0-1-0	0-0-0		HOME		1-0-0		1-0-0		0-0-0		
1-0-2		0-0-1	0-0-0		AWAY		1-0-0		0-0-1		0-0-0		
0-0-0		0-0-0	0-0-0		NEUTRAL		0-0-0		0-0-0		0-0-0		
RPI	S	Opponent	Score	RPI	S	Opponent	Score	RPI	S	Opponent	Score		
2	A	UCLA	0 0					51	H	Utah	1 0	105 H Oregon	2 1
9	N	UCF	0 3					64	H	Baylor	0 1	116 H Boise St.	0 1
11	N	Wake Forest	0 1					73	H	Seattle	5 0	118 A Oregon St.	1 1
20	H	Portland	0 3					98	A	Southern California	1 0	124 N UNC Greensboro	1 0
25	H	Colorado	0 1									154 N Central Mich.	2 0
												219 H Gonzaga	1 0
<hr/>													
LAST 10 GAMES													
		105 H Oregon	2 1			20 H Portland	0 3						
		25 H Colorado	0 1			118 A Oregon St.	1 1						
		51 H Utah	1 0			219 H Gonzaga	1 0						
		2 A UCLA	0 0			73 H Seattle	5 0						
		98 A Southern California	1 0			154 N Central Mich.	2 0						

Non-Div. I Games:

Washington

Average RPI Win: 166		WON-LOST RECORD		WINNING PCT. RANK		LAST 10 GAMES		STRENGTH OF SCHEDULE		OPP. STRENGTH OF SCHEDULE		TEAM RPI		ADJ RPI		CONF. RPI		ADJ CONF. RPI	
DIV. I ONLY		9-1-3		.80769 20		6-1-3		130		142		49		.58592 49		8		8	
DIV. I NON-CONF.		6-0-3		.83333 26		3-0-3		213		135		69		.56824 67		10		10	
TOTALS		RPI 1-25		RPI 26-50		W-L RECORDS		RPI 51-100		RPI 101-150		RPI 150+							
9-1-3		0-0-0		0-0-1		OVERALL		1-1-0		4-0-0		4-0-2							
6-0-1		0-0-0		0-0-0		HOME		0-0-0		3-0-0		3-0-1							
3-1-2		0-0-0		0-0-1		AWAY		1-1-0		1-0-0		1-0-1							
0-0-0		0-0-0		0-0-0		NEUTRAL		0-0-0		0-0-0		0-0-0							
6-0-3		0-0-0		0-0-1		NON-CONFERENCE		1-0-0		2-0-0		3-0-2							
4-0-1		0-0-0		0-0-0		HOME		0-0-0		2-0-0		2-0-1							
2-0-2		0-0-0		0-1-		AWAY		1-0-0		0-0-0		1-0-1							
0-0-0		0-0-0		0-0-0		NEUTRAL		0-0-0		0-0-0		0-0-0							
3-1-0		0-0-0		0-0-0		CONFERENCE		0-1-0		2-0-0		1-0-0							
2-0-0		0-0-0		0-0-0		HOME		0-0-0		1-0-0		1-0-0							
1-1-0		0-0-0		0-0-0		AWAY		0-1-0		1-0-0		0-0-0							
0-0-0		0-0-0		0-0-0		NEUTRAL		0-0-0		0-0-0		0-0-0							
RPI	S	Opponent		Score		RPI	S	Opponent		Score		RPI	S	Opponent		Score			
						34	A	William & Mary	0	0			125	H	Dartmouth	1	0		
													81	A	Harvard	1	2		
															131	H	Drexel	1	0
															140	A	Columbia	1	0
															149	H	Fairleigh Dickinson	4	0
															155	H	Cornell	1	0
															157	A	Saint Joseph's	1	0
															231	H	Lehigh	1	1
															254	H	Mt. St. Mary's	4	0
															257	A	Old Dominion	2	2
															320	H	Saint Peter's	4	0
LAST 10 GAMES																			
						125	H	Dartmouth	1	0	231	H	Lehigh	1	1				
						59	A	Navy	1	0	81	A	Harvard	1	2				
						140	A	Columbia	1	0	257	A	Old Dominion	2	2				
						149	H	Fairleigh Dickinson	4	0	34	A	William & Mary	0	0				
						155	H	Cornell	1	0	157	A	Saint Joseph's	1	0				

Non-Div. I Games:

Penn

D
e
P
a
u
l

Page 50

Average RPI Win: 117		WON-LOST	WINNING	LAST 10	STRENGTH OF	OPP. STRENGTH	TEAM	ADJ	CONF.	ADJ CONF.			
Average RPI Loss: 30		RECORD	PCT. RANK	GAMES	SCHEDULE	OF SCHEDULE	RPI	RPI	RPI	RPI			
DIV. I ONLY		7-3-5	.63333	78	5-2-3	61	27	51	.58332	51	3	3	
DIV. I NON-CONF.		4-1-4	.66667	80	2-0-2	74	57	57	.58119	59	3	3	
<hr/>													
TOTALS		RPI 1-25	RPI 26-50		W-L RECORDS		RPI 51-100		RPI 101-150		RPI 150+		
7-3-5		0-1-1	1-2-1		OVERALL		0-0-1		5-0-1		1-0-1		
5-0-3		0-0-1	0-0-0		HOME		0-0-0		4-0-1		1-0-1		
2-3-2		0-1-0	1-2-1		AWAY		0-0-1		1-0-0		0-0-0		
0-0-0		0-0-0	0-0-0		NEUTRAL		0-0-0		0-0-0		0-0-0		
4-1-4		0-0-0	0-1-1		NON-CONFERENCE		0-0-1		3-0-1		1-0-1		
3-0-2		0-0-0	0-0-0		HOME		0-0-0		2-0-1		1-0-1		
1-1-2		0-0-0	0-1-		AWAY		0-0-1		1-0-0		0-0-0		
0-0-0		0-0-0	0-0-0		NEUTRAL		0-0-0		0-0-0		0-0-0		
3-2-1		0-1-1	1-1-0		CONFERENCE		0-0-0		2-0-0		0-0-0		
2-0-1		0-0-1	0-0-0		HOME		0-0-0		2-0-0		0-0-0		
1-2-0		0-1-0	1-1-0		AWAY		0-0-0		0-0-0		0-0-0		
0-0-0		0-0-0	0-0-0		NEUTRAL		0-0-0		0-0-0		0-0-0		
RPI	S	Opponent	Score	RPI	S	Opponent	Score	RPI	S	Opponent	Score		
13	A	Stanford	0 1	26	A	Kentucky	0 0	99	A	Cal St. Fullerton	0 0		
21	H	California	0 0	29	A	BYU	0 1			104	H	Utah St.	3 0
				43	A	Washington St.	4 3			105	H	Oregon	1 0
				48	A	Washington	0 1			111	A	Western Ky.	2 0
										114	H	Weber St.	4 0
										118	H	Oregon St.	1 0
										122	H	Oklahoma	1 1
										189	H	UC Davis	2 2
										227	H	Southern Utah	6 2
<hr/>													
LAST 10 GAMES													
13	A	Stanford	0 1	21	H	California	0 0						
43	A	Washington St.	4 3	122	H	Oklahoma	1 1						
48	A	Washington	0 1	104	H	Utah St.	3 0						
118	H	Oregon St.	1 0	114	H	Weber St.	4 0						
105	H	Oregon	1 0	189	H	UC Davis	2 2						

Non-Div. I Games:

Utah

Average RPI Win: 125		WON-LOST	WINNING	LAST 10	STRENGTH OF		OPP. STRENGTH	TEAM	ADJ	CONF.	ADJ CONF.
Average RPI Loss: 37		RECORD	PCT. RANK	GAMES	SCHEDULE		OF SCHEDULE	RPI	RPI	RPI	RPI
DIV. I ONLY		9-4-3	.65625	67	5-3-2		82	20	52	.58317	52
DIV. I NON-CONF.		6-1-1	.8125	30	2-0-0		153	26	50	.59377	50
TOTALS		RPI 1-25	RPI 26-50		W-L RECORDS		RPI 51-100		RPI 101-150		RPI 150+
9-4-3		0-1-1	1-2-0		OVERALL		2-1-2		1-0-0		5-0-0
6-1-2		0-0-0	1-0-0		HOME		1-1-2		1-0-0		3-0-0
1-3-1		0-1-1	0-2-0		AWAY		0-0-0		0-0-0		1-0-0
2-0-0		0-0-0	0-0-0		NEUTRAL		1-0-0		0-0-0		1-0-0
6-1-1		0-0-0	0-1-0		NON-CONFERENCE		1-0-1		1-0-0		4-0-0
3-0-1		0-0-0	0-0-0		HOME		0-0-1		1-0-0		2-0-0
1-1-0		0-0-0	0-0-		AWAY		0-0-0		0-0-0		1-0-0
2-0-0		0-0-0	0-0-0		NEUTRAL		1-0-0		0-0-0		1-0-0
3-3-2		0-1-1	1-1-0		CONFERENCE		1-1-1		0-0-0		1-0-0
3-1-1		0-0-0	1-0-0		HOME		1-1-1		0-0-0		1-0-0
0-2-1		0-1-1	0-1-0		AWAY		0-0-0		0-0-0		0-0-0
0-0-0		0-0-0	0-0-0		NEUTRAL		0-0-0		0-0-0		0-0-0
RPI S	Opponent	Score	RPI S	Opponent	Score	RPI S	Opponent	Score	RPI S	Opponent	Score
4 A	Penn St.	2 4	32 A	Boston College	0 1	56 N	St. John's (NY)	1 0	101 H	Eastern Mich.	2 1
24 A	Minnesota	0 0	33 A	Wisconsin	0 1	57 H	Illinois	1 1	154 N	Central Mich.	2 0
			39 H	Indiana	3 1	67 H	Michigan St.	3 1	161 H	Northwestern	6 1
						79 H	Purdue	0 1	165 H	Pittsburgh	2 0
						83 H	Arizona	0 0	175 A	Northeastern	4 1
									203 H	Morehead St.	3 2
LAST 10 GAMES											
			161 H	Northwestern	6 1	79 H	Purdue	0 1			
			4 A	Penn St.	2 4	39 H	Indiana	3 1			
			67 H	Michigan St.	3 1	57 H	Illinois	1 1			
			33 A	Wisconsin	0 1	56 N	St. John's (NY)	1 0			
			24 A	Minnesota	0 0	154 N	Central Mich.	2 0			

Non-Div. I Games:

Ohio St.

Average RPI Win: 142		WON-LOST RECORD	WINNING PCT. RANK	LAST 10 GAMES	STRENGTH OF SCHEDULE	OPP. STRENGTH OF SCHEDULE	TEAM RPI	ADJ RPI	CONF. RPI	ADJ CONF. RPI	
Average RPI Loss: 47											
DIV. I ONLY		10-5-1	.65625 67	5-4-1	73	66	54	.57867 54	4	4	
DIV. I NON-CONF.		7-1-0	.875 18	2-0-0	92	150	30	.61781 32	4	4	
TOTALS		RPI 1-25	RPI 26-50		W-L RECORDS		RPI 51-100		RPI 101-150		RPI 150+
10-5-1	1-0-0		0-3-0		OVERALL		2-2-1		3-0-0		4-0-0
7-3-0	1-0-0		0-2-0		HOME		2-1-0		1-0-0		3-0-0
3-2-1	0-0-0		0-1-0		AWAY		0-1-1		2-0-0		1-0-0
0-0-0	0-0-0		0-0-0		NEUTRAL		0-0-0		0-0-0		0-0-0
7-1-0	0-0-0		0-0-0		NON-CONFERENCE		2-1-0		2-0-0		3-0-0
5-0-0	0-0-0		0-0-0		HOME		2-0-0		1-0-0		2-0-0
2-1-0	0-0-0		0-0-		AWAY		0-1-0		1-0-0		1-0-0
0-0-0	0-0-0		0-0-0		NEUTRAL		0-0-0		0-0-0		0-0-0
3-4-1	1-0-0		0-3-0		CONFERENCE		0-1-1		1-0-0		1-0-0
2-3-0	1-0-0		0-2-0		HOME		0-1-0		0-0-0		1-0-0
1-1-1	0-0-0		0-1-0		AWAY		0-0-1		1-0-0		0-0-0
0-0-0	0-0-0		0-0-0		NEUTRAL		0-0-0		0-0-0		0-0-0
RPI S	Opponent	Score	RPI S	Opponent	Score	RPI S	Opponent	Score	RPI S	Opponent	Score
15 H	South Carolina	2 0	26 A	Kentucky	0 1	55 A	Texas	0 2	102 A	Missouri	1 0
			27 H	Ole Miss	1 3	68 H	Long Beach St.	1 0	124 A	UNC Greensboro	1 0
			40 H	Texas A&M	1 2	80 H	Furman	2 0	129 H	Jacksonville	1 0
						87 H	Alabama	2 3	186 H	Mercer	3 0
						95 A	Auburn	0 0	213 H	Mississippi St.	5 0
									252 A	Houston	2 0
									255 H	Col. of Charleston	5 1
LAST 10 GAMES											
40 H	Texas A&M	1 2	26 A	Kentucky	0 1						
213 H	Mississippi St.	5 0	102 A	Missouri	1 0						
95 A	Auburn	0 0	15 H	South Carolina	2 0						
27 H	Ole Miss	1 3	255 H	Col. of Charleston	5 1						
87 H	Alabama	2 3	68 H	Long Beach St.	1 0						

Non-Div. I Games:

Georgia

Average RPI Win:	134	WON-LOST	WINNING	LAST 10	STRENGTH OF	OPP. STRENGTH	TEAM	ADJ	CONF.	ADJ CONF.	
Average RPI Loss:	66	RECORD	PCT. RANK	GAMES	SCHEDULE	OF SCHEDULE	RPI	RPI	RPI	RPI	
DIV. I ONLY	11-4-2	.70588	51	7-2-1	111	36	56	.57858	55	6	6
DIV. I NON-CONF.	6-3-1	.65	88	2-1-0	140	45	87	.55362	86	6	6
<hr/>											
TOTALS	RPI 1-25	RPI 26-50		W-L RECORDS		RPI 51-100		RPI 101-150		RPI 150+	
11-4-2	0-2-0	0-0-1		OVERALL		4-0-1		4-2-0		3-0-0	
9-0-1	0-0-0	0-0-0		HOME		4-0-1		3-0-0		2-0-0	
2-4-1	0-2-0	0-0-1		AWAY		0-0-0		1-2-0		1-0-0	
0-0-0	0-0-0	0-0-0		NEUTRAL		0-0-0		0-0-0		0-0-0	
<hr/>											
6-3-1	0-1-0	0-0-0		NON-CONFERENCE		3-0-1		0-2-0		3-0-0	
5-0-1	0-0-0	0-0-0		HOME		3-0-1		0-0-0		2-0-0	
1-3-0	0-1-0	0-0-		AWAY		0-0-0		0-2-0		1-0-0	
0-0-0	0-0-0	0-0-0		NEUTRAL		0-0-0		0-0-0		0-0-0	
<hr/>											
5-1-1	0-1-0	0-0-1		CONFERENCE		1-0-0		4-0-0		0-0-0	
4-0-0	0-0-0	0-0-0		HOME		1-0-0		3-0-0		0-0-0	
1-1-1	0-1-0	0-0-1		AWAY		0-0-0		1-0-0		0-0-0	
0-0-0	0-0-0	0-0-0		NEUTRAL		0-0-0		0-0-0		0-0-0	
<hr/>											
RPI S	Opponent	Score	RPI S	Opponent	Score	RPI S	Opponent	Score	RPI S	Opponent	Score
17 A	West Virginia	1 2	41 A	Oklahoma St.	1 1	53 H	South Fla.	1 1	105 A	Oregon	1 2
23 A	Colorado Col.	0 2				54 H	Georgia	2 0	110 A	Kansas	1 0
						64 H	Baylor	2 1	118 A	Oregon St.	0 1
						88 H	Illinois St.	2 1	119 H	Iowa St.	3 1
						89 H	Samford	2 0	121 H	TCU	2 0
									122 H	Oklahoma	1 0
									205 H	UTSA	3 0
									209 H	Texas St.	3 0
									288 A	Air Force	3 1
<hr/>											
LAST 10 GAMES											
122 H Oklahoma						119 H Iowa St.					
41 A Oklahoma St.						121 H TCU					
64 H Baylor						205 H UTSA					
110 A Kansas						209 H Texas St.					
17 A West Virginia						23 A Colorado Col.					

Non-Div. I Games:

Texas

Average RPI Win:	169	WON-LOST RECORD	WINNING PCT. RANK	LAST 10 GAMES	STRENGTH OF SCHEDULE	OPP. STRENGTH OF SCHEDULE	TEAM RPI	ADJ RPI	CONF. RPI	ADJ CONF. RPI		
DIV. I ONLY		8-4-3	.63333	78	3-4-3	64	74	59	.57856	56	5	5
DIV. I NON-CONF.		6-1-1	.8125	30	1-1-1	129	145	51	.5915	51	5	5
<hr/>												
TOTALS	RPI 1-25	RPI 26-50		W-L RECORDS		RPI 51-100		RPI 101-150		RPI 150+		
8-4-3	0-2-0	0-0-0		OVERALL		2-2-1		2-0-2		4-0-0		
4-0-3	0-0-0	0-0-0		HOME		1-0-1		1-0-2		2-0-0		
4-3-0	0-2-0	0-0-0		AWAY		1-1-0		1-0-0		2-0-0		
0-1-0	0-0-0	0-0-0		NEUTRAL		0-1-0		0-0-0		0-0-0		
6-1-1	0-0-0	0-0-0		NON-CONFERENCE		2-1-0		0-0-1		4-0-0		
3-0-1	0-0-0	0-0-0		HOME		1-0-0		0-0-1		2-0-0		
3-0-0	0-0-0	0-0-		AWAY		1-0-0		0-0-0		2-0-0		
0-1-0	0-0-0	0-0-0		NEUTRAL		0-1-0		0-0-0		0-0-0		
2-3-2	0-2-0	0-0-0		CONFERENCE		0-1-1		2-0-1		0-0-0		
1-0-2	0-0-0	0-0-0		HOME		0-0-1		1-0-1		0-0-0		
1-3-0	0-2-0	0-0-0		AWAY		0-1-0		1-0-0		0-0-0		
0-0-0	0-0-0	0-0-0		NEUTRAL		0-0-0		0-0-0		0-0-0		
RPI	S	Opponent	Score	RPI	S	Opponent	Score	RPI	S	Opponent	Score	
5	A	Marquette	1 3					107	H	Creighton	0 0	
6	A	Georgetown	0 4					123	H	Xavier	2 0	
								125	H	Dartmouth	0 0	
								142	A	Providence	3 2	
								198	A	Massachusetts	1 0	
								230	H	Fordham	5 0	
								244	A	Central Conn. St.	4 0	
								269	H	North Dakota St.	5 0	
				LAST 10 GAMES								
		142 A Providence	3 2			107 H Creighton	0 0					
		6 A Georgetown	0 4			123 H Xavier	2 0					
		75 H Villanova	1 1			125 H Dartmouth	0 0					
		66 A Butler	1 2			52 N Ohio St.	0 1					
		5 A Marquette	1 3			70 A Brown	4 0					

Non-Div. I Games:

St. John's (NY)

Average RPI Win:		118	WON-LOST RECORD		WINNING PCT. RANK		LAST 10 GAMES		STRENGTH OF SCHEDULE		OPP. STRENGTH OF SCHEDULE		TEAM RPI	ADJ RPI	CONF. RPI	ADJ CONF. RPI	
DIV. I ONLY			8-6-2		.5625 122		5-4-1		38		22		58	.57824 57	2	2	
DIV. I NON-CONF.			5-2-1		.6875 70		2-0-0		116		22		64	.5773 63	2	2	
TOTALS		RPI 1-25		RPI 26-50		W-L RECORDS		RPI 51-100		RPI 101-150		RPI 150+					
8-6-2		1-2-0		1-3-0		OVERALL		2-1-2		1-0-0		3-0-0					
6-1-0		0-1-0		1-0-0		HOME		2-0-0		1-0-0		2-0-0					
2-5-1		1-1-0		0-3-0		AWAY		0-1-1		0-0-0		1-0-0					
0-0-1		0-0-0		0-0-0		NEUTRAL		0-0-1		0-0-0		0-0-0					
5-2-1		1-0-0		0-2-0		NON-CONFERENCE		1-0-1		1-0-0		2-0-0					
4-0-0		0-0-0		0-0-0		HOME		1-0-0		1-0-0		2-0-0					
1-2-0		1-0-0		0-0-		AWAY		0-0-0		0-0-0		0-0-0					
0-0-1		0-0-0		0-0-0		NEUTRAL		0-0-1		0-0-0		0-0-0					
3-4-1		0-2-0		1-1-0		CONFERENCE		1-1-1		0-0-0		1-0-0					
2-1-0		0-1-0		1-0-0		HOME		1-0-0		0-0-0		0-0-0					
1-3-1		0-1-0		0-1-0		AWAY		0-1-1		0-0-0		1-0-0					
0-0-0		0-0-0		0-0-0		NEUTRAL		0-0-0		0-0-0		0-0-0					
RPI	S	Opponent		Score		RPI	S	Opponent		Score		RPI	S	Opponent		Score	
4	A	Penn St.		0 5		31	A	Notre Dame		1 4		52	A	Ohio St.		1 1	
12	H	Nebraska		2 3		33	H	Wisconsin		3 2		61	H	Iowa		2 1	
19	A	Louisville		5 4		39	A	Indiana		2 3		79	A	Purdue		0 1	
						45	A	Arizona St.		3 4		83	N	Arizona		1 1	
												88	H	Illinois St.		5 1	

Non-Div. I Games:

Illinois

Average RPI Win: 137		WON-LOST	WINNING	LAST 10	STRENGTH OF	OPP. STRENGTH	TEAM	ADJ	CONF.	ADJ CONF.				
Average RPI Loss: 13		RECORD	PCT. RANK	GAMES	SCHEDULE	OF SCHEDULE	RPI	RPI	RPI	RPI				
DIV. I ONLY		7-5-4	.5625	122	5-3-2	45	8	55	.5777	58	1	1		
DIV. I NON-CONF.		3-1-2	.66667	80	1-0-0	118	104	76	.56119	77	1	1		
<hr/>														
TOTALS		RPI 1-25	RPI 26-50		W-L RECORDS		RPI 51-100		RPI 101-150		RPI 150+			
7-5-4		0-4-2	1-1-0		OVERALL		3-0-2		0-0-0		3-0-0			
5-3-2		0-2-2	1-1-0		HOME		1-0-0		0-0-0		3-0-0			
2-2-2		0-2-0	0-0-0		AWAY		2-0-2		0-0-0		0-0-0			
0-0-0		0-0-0	0-0-0		NEUTRAL		0-0-0		0-0-0		0-0-0			
3-1-2		0-1-0	0-0-0		NON-CONFERENCE		1-0-2		0-0-0		2-0-0			
3-1-0		0-1-0	0-0-0		HOME		1-0-0		0-0-0		2-0-0			
0-0-2		0-0-0	0-0-		AWAY		0-0-2		0-0-0		0-0-0			
0-0-0		0-0-0	0-0-0		NEUTRAL		0-0-0		0-0-0		0-0-0			
4-4-2		0-3-2	1-1-0		CONFERENCE		2-0-0		0-0-0		1-0-0			
2-2-2		0-1-2	1-1-0		HOME		0-0-0		0-0-0		1-0-0			
2-2-0		0-2-0	0-0-0		AWAY		2-0-0		0-0-0		0-0-0			
0-0-0		0-0-0	0-0-0		NEUTRAL		0-0-0		0-0-0		0-0-0			
RPI	S	Opponent	Score		RPI	S	Opponent	Score		RPI	S	Opponent	Score	
1	A	Virginia	0	3	30	H	Maryland	1	2	53	A	South Fla.	1	1
8	H	Florida St.	1	1	32	H	Boston College	2	1	69	A	Syracuse	1	0
10	A	Virginia Tech	0	1						80	H	Furman	1	0
11	H	Wake Forest	0	1						90	A	North Carolina St.	1	0
15	H	South Carolina	1	2						95	A	Auburn	0	0
22	H	Duke	0	0										
<hr/>														
LAST 10 GAMES														
11	H	Wake Forest	0	1	8	H	Florida St.	1	1					
22	H	Duke	0	0	69	A	Syracuse	1	0					
90	A	North Carolina St.	1	0	325	H	Alabama A&M	14	0					
1	A	Virginia	0	3	165	H	Pittsburgh	2	0					
10	A	Virginia Tech	0	1	32	H	Boston College	2	1					

Non-Div. I Games:

Clemson

Average RPI Win: 194		WON-LOST	WINNING	LAST 10	STRENGTH OF		OPP. STRENGTH	TEAM	ADJ	CONF.	ADJ CONF.
Average RPI Loss: 56		RECORD	PCT. RANK	GAMES	SCHEDULE		OF SCHEDULE	RPI	RPI	RPI	RPI
DIV. I ONLY		13-3-0	.8125	16	171		114	57	.57659	59	16
DIV. I NON-CONF.		7-3-0	.7	64	188		85	97	.54413	96	14
TOTALS		RPI 1-25	RPI 26-50		W-L RECORDS		RPI 51-100		RPI 101-150		RPI 150+
13-3-0	0-0-0	0-2-0		OVERALL		2-1-0		1-0-0		10-0-0	
8-2-0	0-0-0	0-1-0		HOME		2-1-0		1-0-0		5-0-0	
5-1-0	0-0-0	0-1-0		AWAY		0-0-0		0-0-0		5-0-0	
0-0-0	0-0-0	0-0-0		NEUTRAL		0-0-0		0-0-0		0-0-0	
7-3-0	0-0-0	0-2-0		NON-CONFERENCE		0-1-0		1-0-0		6-0-0	
6-2-0	0-0-0	0-1-0		HOME		0-1-0		1-0-0		5-0-0	
1-1-0	0-0-0	0-0-		AWAY		0-0-0		0-0-0		1-0-0	
0-0-0	0-0-0	0-0-0		NEUTRAL		0-0-0		0-0-0		0-0-0	
6-0-0	0-0-0	0-0-0		CONFERENCE		2-0-0		0-0-0		4-0-0	
2-0-0	0-0-0	0-0-0		HOME		2-0-0		0-0-0		0-0-0	
4-0-0	0-0-0	0-0-0		AWAY		0-0-0		0-0-0		4-0-0	
0-0-0	0-0-0	0-0-0		NEUTRAL		0-0-0		0-0-0		0-0-0	
RPI S	Opponent	Score	RPI S	Opponent	Score	RPI S	Opponent	Score	RPI S	Opponent	Score
30 A	Maryland	0 2	60 H	Boston U.	1 0	148 H	High Point	4 1	170 A	Saint Francis (PA)	5 0
49 H	Penn	0 1	90 H	North Carolina St.	2 3	182 A	American	1 0	193 H	Citadel	5 0
			96 H	Colgate	1 0	221 A	Lafayette	1 0	229 H	North Florida	1 0
						232 H	Duquesne	1 0	234 A	Bucknell	2 0
						235 H	Iona	3 0	240 H	St. Bonaventure	3 2
						277 A	Holy Cross	2 0			
LAST 10 GAMES						170 A	Saint Francis (PA)	5 0			
277 A	Holy Cross	2 0	60 H	Boston U.	1 0	235 H	Iona	3 0			
49 H	Penn	0 1	148 H	High Point	4 1	240 H	St. Bonaventure	3 2			
234 A	Bucknell	2 0									
96 H	Colgate	1 0									
221 A	Lafayette	1 0									

Non-Div. I Games:

Navy

Average RPI Win:		193	WON-LOST RECORD		WINNING PCT. RANK		LAST 10 GAMES		STRENGTH OF SCHEDULE		OPP. STRENGTH OF SCHEDULE		TEAM RPI		ADJ RPI		CONF. RPI		ADJ CONF. RPI																																																																																																																																																																																																																																																										
DIV. I ONLY			10-3-3		.71875 43		7-1-2		110		91		61		.57585 60		16		16																																																																																																																																																																																																																																																										
DIV. I NON-CONF.			5-2-3		.65 88		2-0-2		49		18		49		.59555 49		14		14																																																																																																																																																																																																																																																										
TOTALS		RPI 1-25		RPI 26-50		W-L RECORDS		RPI 51-100		RPI 101-150		RPI 150+																																																																																																																																																																																																																																																																	
10-3-3		0-1-1		1-1-0		OVERALL		1-1-1		1-0-1		7-0-0																																																																																																																																																																																																																																																																	
7-0-2		0-0-1		1-0-0		HOME		1-0-1		1-0-0		4-0-0																																																																																																																																																																																																																																																																	
3-3-1		0-1-0		0-1-0		AWAY		0-1-0		0-0-1		3-0-0																																																																																																																																																																																																																																																																	
0-0-0		0-0-0		0-0-0		NEUTRAL		0-0-0		0-0-0		0-0-0																																																																																																																																																																																																																																																																	
5-2-3		0-1-1		1-1-0		NON-CONFERENCE		1-0-1		1-0-1		2-0-0																																																																																																																																																																																																																																																																	
4-0-2		0-0-1		1-0-0		HOME		1-0-1		1-0-0		1-0-0																																																																																																																																																																																																																																																																	
1-2-1		0-1-0		0-0-		AWAY		0-0-0		0-0-1		1-0-0																																																																																																																																																																																																																																																																	
0-0-0		0-0-0		0-0-0		NEUTRAL		0-0-0		0-0-0		0-0-0																																																																																																																																																																																																																																																																	
5-1-0		0-0-0		0-0-0		CONFERENCE		0-1-0		0-0-0		5-0-0																																																																																																																																																																																																																																																																	
3-0-0		0-0-0		0-0-0		HOME		0-0-0		0-0-0		3-0-0																																																																																																																																																																																																																																																																	
2-1-0		0-0-0		0-0-0		AWAY		0-1-0		0-0-0		2-0-0																																																																																																																																																																																																																																																																	
0-0-0		0-0-0		0-0-0		NEUTRAL		0-0-0		0-0-0		0-0-0																																																																																																																																																																																																																																																																	
RPI	S	Opponent		Score		RPI	S	Opponent		Score		RPI	S	Opponent		Score																																																																																																																																																																																																																																																													
4	A	Penn St.		0	1	32	A	Boston College		0	1	59	A	Navy		0	1	125	A	Dartmouth		1	1																																																																																																																																																																																																																																																						
15	H	South Carolina		0	0	47	H	Connecticut		1	0	81	H	Harvard		1	1	142	H	Providence		1	0																																																																																																																																																																																																																																																						

Non-Div. I Games:

Boston U.

Average RPI Win:		171	WON-LOST RECORD		WINNING PCT. RANK		LAST 10 GAMES		STRENGTH OF SCHEDULE		OPP. STRENGTH OF SCHEDULE		TEAM RPI		ADJ RPI		CONF. RPI		ADJ CONF. RPI				
Average RPI Loss:		81																					
DIV. I ONLY			10-3-2		.73333		38	6-2-2		155		63		65		.57153		62	14		14		
DIV. I NON-CONF.			8-2-1		.77273		50	4-1-1		166		23		61		.5826		56	13		13		
TOTALS		RPI 1-25		RPI 26-50		W-L RECORDS		RPI 51-100		RPI 101-150		RPI 150+											
10-3-2		0-1-0		1-1-0		OVERALL		1-0-2		2-0-0		6-1-0											
5-0-0		0-0-0		0-0-0		HOME		0-0-0		1-0-0		4-0-0											
4-3-2		0-1-0		1-1-0		AWAY		1-0-2		1-0-0		1-1-0											
1-0-0		0-0-0		0-0-0		NEUTRAL		0-0-0		0-0-0		1-0-0											
8-2-1		0-1-0		1-1-0		NON-CONFERENCE		1-0-1		2-0-0		4-0-0											
3-0-0		0-0-0		0-0-0		HOME		0-0-0		1-0-0		2-0-0											
4-2-1		0-1-0		1-0-		AWAY		1-0-1		1-0-0		1-0-0											
1-0-0		0-0-0		0-0-0		NEUTRAL		0-0-0		0-0-0		1-0-0											
2-1-1		0-0-0		0-0-0		CONFERENCE		0-0-1		0-0-0		2-1-0											
2-0-0		0-0-0		0-0-0		HOME		0-0-0		0-0-0		2-0-0											
0-1-1		0-0-0		0-0-0		AWAY		0-0-1		0-0-0		0-1-0											
0-0-0		0-0-0		0-0-0		NEUTRAL		0-0-0		0-0-0		0-0-0											
RPI	S	Opponent		Score		RPI	S	Opponent		Score		RPI	S	Opponent		Score		RPI	S	Opponent		Score	
4	A	Penn St.		1	5	37	A	James Madison		2	1	72	A	VCU		2	2	120	H	Marshall		2	1
						47	A	Connecticut		0	1	75	A	Villanova		1	0	131	A	Drexel		4	0
												97	A	Princeton		0	0	157	H	Saint Joseph's		6	0
																		182	H	American		3	2
																		192	A	George Washington		0	1
																		230	H	Fordham		1	0
																		231	A	Lehigh		1	0
																		257	N	Old Dominion		1	0
																		285	H	Loyola Maryland		4	0
LAST 10 GAMES																							
						157	H	Saint Joseph's		6	0	131	A	Drexel		4	0						
						72	A	VCU		2	2	231	A	Lehigh		1	0						
						192	A	George Washington		0	1	47	A	Connecticut		0	1						
						230	H	Fordham		1	0	285	H	Loyola Maryland		4	0						
						97	A	Princeton		0	0	75	A	Villanova		1	0						

Non-Div. I Games:

La Salle

Average RPI Win: 141		WON-LOST RECORD		WINNING PCT. RANK		LAST 10 GAMES		STRENGTH OF SCHEDULE		OPP. STRENGTH OF SCHEDULE		TEAM RPI		ADJ RPI		CONF. RPI		ADJ CONF. RPI	
DIV. I ONLY		9-5-2		.625 84		6-3-1		85		26		63		.56893 63		4		4	
DIV. I NON-CONF.		4-3-1		.5625 131		1-1-0		78		51		85		.55273 87		4		4	
TOTALS		RPI 1-25		RPI 26-50		W-L RECORDS		RPI 51-100		RPI 101-150		RPI 150+							
9-5-2		0-2-0		1-3-1		OVERALL		2-0-0		3-0-1		3-0-0							
4-2-2		0-0-0		0-2-1		HOME		0-0-0		1-0-1		3-0-0							
4-3-0		0-2-0		1-1-0		AWAY		1-0-0		2-0-0		0-0-0							
1-0-0		0-0-0		0-0-0		NEUTRAL		1-0-0		0-0-0		0-0-0							
4-3-1		0-1-0		0-2-0		NON-CONFERENCE		1-0-0		1-0-1		2-0-0							
2-1-1		0-0-0		0-1-0		HOME		0-0-0		0-0-1		2-0-0							
1-2-0		0-1-0		0-0-		AWAY		0-0-0		1-0-0		0-0-0							
1-0-0		0-0-0		0-0-0		NEUTRAL		1-0-0		0-0-0		0-0-0							
5-2-1		0-1-0		1-1-1		CONFERENCE		1-0-0		2-0-0		1-0-0							
2-1-1		0-0-0		0-1-1		HOME		0-0-0		1-0-0		1-0-0							
3-1-0		0-1-0		1-0-0		AWAY		1-0-0		1-0-0		0-0-0							
0-0-0		0-0-0		0-0-0		NEUTRAL		0-0-0		0-0-0		0-0-0							
RPI	S	Opponent		Score		RPI	S	Opponent		Score		RPI	S	Opponent		Score			
16	A	Florida		0 3		27	H	Ole Miss		0 1		87	A	Alabama		2 1			
24	A	Minnesota		1 2		29	H	BYU		2 4		98	N	Southern California		1 0			
						36	A	Arkansas		5 3				139 A Vanderbilt		2 1			
						38	H	Tennessee		1 1				143 A Rice		1 0			
						42	A	Stephen F. Austin		0 4				179 H Louisiana Tech		1 0			
														213 H Mississippi St.		3 2			
														268 H La.-Monroe		6 0			
LAST 10 GAMES																			
		16 A Florida		0 3				213 H Mississippi St.		3 2									
		27 H Ole Miss		0 1				38 H Tennessee		1 1									
		102 H Missouri		1 0				139 A Vanderbilt		2 1									
		87 A Alabama		2 1				143 A Rice		1 0									
		36 A Arkansas		5 3				42 A Stephen F. Austin		0 4									

Non-Div. I Games:

LSU

Average RPI Win: 131		WON-LOST RECORD		WINNING PCT. RANK		LAST 10 GAMES		STRENGTH OF SCHEDULE		OPP. STRENGTH OF SCHEDULE		TEAM RPI		ADJ RPI		CONF. RPI		ADJ CONF. RPI	
DIV. I ONLY		8-5-3		.59375 106		3-5-2		58		86		66		.56858 64		6		6	
DIV. I NON-CONF.		7-1-2		.8 37		2-1-1		82		102		37		.60919 37		6		6	
TOTALS		RPI 1-25		RPI 26-50		W-L RECORDS		RPI 51-100		RPI 101-150		RPI 150+							
8-5-3		0-1-0		1-1-2		OVERALL		0-1-0		5-2-0		2-0-1							
5-2-2		0-1-0		0-1-1		HOME		0-0-0		3-0-0		2-0-1							
2-3-1		0-0-0		1-0-1		AWAY		0-1-0		1-2-0		0-0-0							
1-0-0		0-0-0		0-0-0		NEUTRAL		0-0-0		1-0-0		0-0-0							
7-1-2		0-0-0		1-1-1		NON-CONFERENCE		0-0-0		4-0-0		2-0-1							
4-1-1		0-0-0		0-1-0		HOME		0-0-0		2-0-0		2-0-1							
2-0-1		0-0-0		1-1-		AWAY		0-0-0		1-0-0		0-0-0							
1-0-0		0-0-0		0-0-0		NEUTRAL		0-0-0		1-0-0		0-0-0							
1-4-1		0-1-0		0-0-1		CONFERENCE		0-1-0		1-2-0		0-0-0							
1-1-1		0-1-0		0-0-1		HOME		0-0-0		1-0-0		0-0-0							
0-3-0		0-0-0		0-0-0		AWAY		0-1-0		0-2-0		0-0-0							
0-0-0		0-0-0		0-0-0		NEUTRAL		0-0-0		0-0-0		0-0-0							
RPI S	Opponent	Score		RPI S	Opponent	Score		RPI S	Opponent	Score		RPI S	Opponent	Score					
17 H	West Virginia	3	4	29 H	BYU	1	2	55 A	Texas	1	2	102 N	Missouri	2	1				
				40 A	Texas A&M	0	0					110 A	Kansas	0	2				
				46 H	Texas Tech	0	0					116 H	Boise St.	2	0				
				48 A	Washington	1	0					119 A	Iowa St.	0	1				
												122 H	Oklahoma	1	0				
												126 A	SMU	2	0				
												135 H	Cal Poly	4	0				
												196 H	Northwestern St.	5	0				
												205 H	UTSA	5	0				
												266 H	McNeese St.	0	0				
LAST 10 GAMES				LAST 10 GAMES				LAST 10 GAMES				LAST 10 GAMES							
110 A	Kansas	0	2	17 H	West Virginia	3	4	122 H	Oklahoma	1	0	116 H	Boise St.	2	0				
119 A	Iowa St.	0	1	266 H	McNeese St.	0	0	135 H	Cal Poly	4	0								
46 H	Texas Tech	0	0																
55 A	Texas	1	2																
29 H	BYU	1	2																

Non-Div. I Games:

Baylor

Average RPI Win:		200	WON-LOST		WINNING		LAST 10		STRENGTH OF		OPP. STRENGTH		TEAM		ADJ		CONF.		ADJ CONF.	
Average RPI Loss:		105	RECORD		PCT. RANK		GAMES		SCHEDULE		OF SCHEDULE		RPI		RPI		RPI		RPI	
DIV. I ONLY			9-3-0		.75		32		7-1-0		116		168		62		.56822		65	
DIV. I NON-CONF.			3-2-0		.6		113		1-0-0		176		143		129		.51679		131	
TOTALS		RPI 1-25		RPI 26-50		W-L RECORDS		RPI 51-100		RPI 101-150		RPI 150+								
9-3-0		0-0-0		1-0-0		OVERALL		0-1-0		1-2-0		7-0-0								
4-2-0		0-0-0		0-0-0		HOME		0-1-0		1-1-0		3-0-0								
5-1-0		0-0-0		1-0-0		AWAY		0-0-0		0-1-0		4-0-0								
0-0-0		0-0-0		0-0-0		NEUTRAL		0-0-0		0-0-0		0-0-0								
3-2-0		0-0-0		0-0-0		NON-CONFERENCE		0-1-0		0-1-0		3-0-0								
2-1-0		0-0-0		0-0-0		HOME		0-1-0		0-0-0		2-0-0								
1-1-0		0-0-0		0-0-		AWAY		0-0-0		0-1-0		1-0-0								
0-0-0		0-0-0		0-0-0		NEUTRAL		0-0-0		0-0-0		0-0-0								
6-1-0		0-0-0		1-0-0		CONFERENCE		0-0-0		1-1-0		4-0-0								
2-1-0		0-0-0		0-0-0		HOME		0-0-0		1-1-0		1-0-0								
4-0-0		0-0-0		1-0-0		AWAY		0-0-0		0-0-0		3-0-0								
0-0-0		0-0-0		0-0-0		NEUTRAL		0-0-0		0-0-0		0-0-0								
RPI	S	Opponent		Score		RPI	S	Opponent		Score		RPI	S	Opponent		Score				
						42	A	Stephen F. Austin		2 1										
												106	H	Southeastern La.		0 1				
												122	A	Oklahoma		0 1				
												145	H	Nicholls St.		3 1				
												202	H	Arkansas St.		3 2				
												208	H	UMKC		3 2				
												214	A	Sam Houston St.		2 1				
												218	A	Lamar		3 0				
												223	A	Missouri St.		2 1				
												251	A	Houston Baptist		3 0				
												298	H	A&M-Corpus Christi		2 1				
LAST 10 GAMES																				
						214	A	Sam Houston St.		2 1		218	A	Lamar		3 0				
						251	A	Houston Baptist		3 0		42	A	Stephen F. Austin		2 1				
						106	H	Southeastern La.		0 1		202	H	Arkansas St.		3 2				
						145	H	Nicholls St.		3 1		122	A	Oklahoma		0 1				
						298	H	A&M-Corpus Christi		2 1		86	H	Tulsa		0 2				
Non-Div. I Games:		Southwestern Okla.		6	1	Abilene Christian		1	0	Rogers St.		8	0	Incarnate Word		0	1			
																		Oral Roberts		

O
r
a
l
R
o
b
e
r
t
s

O
r
a
l
R
o
b
e
r
t
s

[illegible]

Non-Div. I Games:

Michigan St.

Average RPI Win:		113	WON-LOST RECORD		WINNING PCT. RANK		LAST 10 GAMES		STRENGTH OF SCHEDULE		OPP. STRENGTH OF SCHEDULE		TEAM RPI		ADJ RPI		CONF. RPI		ADJ CONF. RPI										
DIV. I ONLY			8-5-2		.6	93		5-3-2		71		87		69		.56669		68		11		11							
DIV. I NON-CONF.			6-4-0		.6	113		3-2-0		51		40		62		.58		61		11		11							
TOTALS		RPI 1-25				RPI 26-50				W-L RECORDS				RPI 51-100				RPI 101-150				RPI 150+							
8-5-2		0-1-0				2-0-0				OVERALL				2-2-0				2-2-1				2-0-1							
4-1-2		0-0-0				1-0-0				HOME				0-0-0				1-1-1				2-0-1							
4-4-0		0-1-0				1-0-0				AWAY				2-2-0				1-1-0				0-0-0							
0-0-0		0-0-0				0-0-0				NEUTRAL				0-0-0				0-0-0				0-0-0							
6-4-0		0-1-0				2-0-0				NON-CONFERENCE				1-2-0				1-1-0				2-0-0							
4-1-0		0-0-0				1-0-0				HOME				0-0-0				1-1-0				2-0-0							
2-3-0		0-1-0				1-0-				AWAY				1-2-0				0-0-0				0-0-0							
0-0-0		0-0-0				0-0-0				NEUTRAL				0-0-0				0-0-0				0-0-0							
2-1-2		0-0-0				0-0-0				CONFERENCE				1-0-0				1-1-1				0-0-1							
0-0-2		0-0-0				0-0-0				HOME				0-0-0				0-0-1				0-0-1							
2-1-0		0-0-0				0-0-0				AWAY				1-0-0				1-1-0				0-0-0							
0-0-0		0-0-0				0-0-0				NEUTRAL				0-0-0				0-0-0				0-0-0							
RPI	S	Opponent				Score				RPI	S	Opponent				Score				RPI	S	Opponent				Score			
14	A	Santa Clara				0 4				29	H	BYU				1 0				54	A	Georgia				0 1			
										46	A	Texas Tech				3 2				82	A	UC Irvine				2 1			
																				93	A	San Diego				0 1			
																				95	A	Auburn				2 1			
</																													

Non-Div. I Games:

Long Beach St.

Average RPI Win: 143		WON-LOST	WINNING	LAST 10	STRENGTH OF	OPP. STRENGTH	TEAM	ADJ	CONF.	ADJ CONF.				
Average RPI Loss: 21		RECORD	PCT. RANK	GAMES	SCHEDULE	OF SCHEDULE	RPI	RPI	RPI	RPI				
DIV. I ONLY		7-9-1	.44118	185	3-6-1	22	18	68	.56506	69	1	1		
DIV. I NON-CONF.		4-2-0	.66667	80	0-0-0	57	106	56	.5826	56	1	1		
<hr/>														
TOTALS		RPI 1-25		RPI 26-50		W-L RECORDS		RPI 51-100		RPI 101-150		RPI 150+		
7-9-1		0-6-1		0-2-0		OVERALL		3-1-0		2-0-0		2-0-0		
4-3-1		0-2-1		0-0-0		HOME		2-1-0		1-0-0		1-0-0		
2-5-0		0-3-0		0-2-0		AWAY		1-0-0		0-0-0		1-0-0		
1-1-0		0-1-0		0-0-0		NEUTRAL		0-0-0		1-0-0		0-0-0		
4-2-0		0-1-0		0-1-0		NON-CONFERENCE		1-0-0		2-0-0		1-0-0		
3-0-0		0-0-0		0-0-0		HOME		1-0-0		1-0-0		1-0-0		
0-1-0		0-0-0		0-0-		AWAY		0-0-0		0-0-0		0-0-0		
1-1-0		0-1-0		0-0-0		NEUTRAL		0-0-0		1-0-0		0-0-0		
3-7-1		0-5-1		0-1-0		CONFERENCE		2-1-0		0-0-0		1-0-0		
1-3-1		0-2-1		0-0-0		HOME		1-1-0		0-0-0		0-0-0		
2-4-0		0-3-0		0-1-0		AWAY		1-0-0		0-0-0		1-0-0		
0-0-0		0-0-0		0-0-0		NEUTRAL		0-0-0		0-0-0		0-0-0		
RPI	S	Opponent		Score	RPI	S	Opponent		Score	RPI	S	Opponent		Score
1	A	Virginia		0 3	31	A	Notre Dame		0 1	58	H	Clemson		0 1
3	A	North Carolina		0 1	47	A	Connecticut		0 1	77	H	Miami (FL)		3 0
8	H	Florida St.		0 1						90	A	North Carolina St.		2 1
10	A	Virginia Tech		0 3						96	H	Colgate		1 0
11	H	Wake Forest		0 1										
17	N	West Virginia		1 2										
22	H	Duke		2 2										
<hr/>														
LAST 10 GAMES														
90 A North Carolina St.					2	1	11 H Wake Forest					0	1	
3 A North Carolina					0	1	58 H Clemson					0	1	
77 H Miami (FL)					3	0	22 H Duke					2	2	
8 H Florida St.					0	1	31 A Notre Dame					0	1	
165 A Pittsburgh					4	0	10 A Virginia Tech					0	3	

Non-Div. I Games:

Syracuse

Average RPI Win:		202	WON-LOST		WINNING		LAST 10		STRENGTH OF		OPP. STRENGTH		TEAM	ADJ		CONF.	ADJ CONF.
Average RPI Loss:		49	RECORD		PCT. RANK		GAMES		SCHEDULE		OF SCHEDULE		RPI	RPI		RPI	RPI
DIV. I ONLY			7-3-1		.68182 58		6-3-1		102		134		70	.56132 70		8	8
DIV. I NON-CONF.			5-2-0		.71429 63		4-2-0		173		156		91	.54724 91		10	10
TOTALS		RPI 1-25		RPI 26-50		W-L RECORDS		RPI 51-100		RPI 101-150		RPI 150+					
7-3-1		0-1-0		0-0-0		OVERALL		1-2-0		1-0-1		5-0-0					
5-1-0		0-0-0		0-0-0		HOME		1-1-0		1-0-0		3-0-0					
2-2-1		0-1-0		0-0-0		AWAY		0-1-0		0-0-1		2-0-0					
0-0-0		0-0-0		0-0-0		NEUTRAL		0-0-0		0-0-0		0-0-0					
5-2-0		0-1-0		0-0-0		NON-CONFERENCE		0-1-0		0-0-0		5-0-0					
3-1-0		0-0-0		0-0-0		HOME		0-1-0		0-0-0		3-0-0					
2-1-0		0-1-0		0-0-		AWAY		0-0-0		0-0-0		2-0-0					
0-0-0		0-0-0		0-0-0		NEUTRAL		0-0-0		0-0-0		0-0-0					
2-1-1		0-0-0		0-0-0		CONFERENCE		1-1-0		1-0-1		0-0-0					
2-0-0		0-0-0		0-0-0		HOME		1-0-0		1-0-0		0-0-0					
0-1-1		0-0-0		0-0-0		AWAY		0-1-0		0-0-1		0-0-0					
0-0-0		0-0-0		0-0-0		NEUTRAL		0-0-0		0-0-0		0-0-0					
RPI	S	Opponent		Score		RPI	S	Opponent		Score		RPI	S	Opponent		Score	
9	A	UCF		0	2			56	H	St. John's (NY)	0	4	125	H	Dartmouth	1	0
								81	A	Harvard	1	3	140	A	Columbia	0	0
								97	H	Princeton	2	0	175	H	Northeastern	2	1
													198	A	Massachusetts	2	1
													270	H	Bryant	1	0
													274	A	Quinnipiac	1	0
													275	H	Sacred Heart	2	0
LAST 10 GAMES																	
						81	A	Harvard	1	3	275	H	Sacred Heart	2	0		
						97	H	Princeton	2	0	198	A	Massachusetts	2	1		
						140	A	Columbia	0	0	9	A	UCF	0	2		
						270	H	Bryant	1	0	175	H	Northeastern	2	1		
						125	H	Dartmouth	1	0	56	H	St. John's (NY)	0	4		

Non-Div. I Games:

Brown

Average RPI Win: 144		WON-LOST	WINNING	LAST 10	STRENGTH OF		OPP. STRENGTH	TEAM	ADJ	CONF.	ADJ CONF.						
Average RPI Loss: 56		RECORD	PCT. RANK	GAMES	SCHEDULE		OF SCHEDULE	RPI	RPI	RPI	RPI						
DIV. I ONLY		9-7-0	.5625	122	4-6-0		63	65	72	.5605	71	7	7				
DIV. I NON-CONF.		7-2-0	.77778	44	2-1-0		79	100	42	.60392	42	7	7				

TOTALS		RPI 1-25		RPI 26-50		W-L RECORDS		RPI 51-100		RPI 101-150		RPI 150+					
9-7-0		0-2-0		0-2-0		OVERALL		3-1-0		3-2-0		3-0-0					
5-1-0		0-0-0		0-0-0		HOME		2-0-0		2-1-0		1-0-0					
4-6-0		0-2-0		0-2-0		AWAY		1-1-0		1-1-0		2-0-0					
0-0-0		0-0-0		0-0-0		NEUTRAL		0-0-0		0-0-0		0-0-0					
7-2-0		0-0-0		0-1-0		NON-CONFERENCE		3-0-0		2-1-0		2-0-0					
3-1-0		0-0-0		0-0-0		HOME		2-0-0		1-1-0		0-0-0					
4-1-0		0-0-0		0-0-		AWAY		1-0-0		1-0-0		2-0-0					
0-0-0		0-0-0		0-0-0		NEUTRAL		0-0-0		0-0-0		0-0-0					
2-5-0		0-2-0		0-1-0		CONFERENCE		0-1-0		1-1-0		1-0-0					
2-0-0		0-0-0		0-0-0		HOME		0-0-0		1-0-0		1-0-0					
0-5-0		0-2-0		0-1-0		AWAY		0-1-0		0-1-0		0-0-0					
0-0-0		0-0-0		0-0-0		NEUTRAL		0-0-0		0-0-0		0-0-0					
RPI	S	Opponent		Score	RPI	S	Opponent		Score	RPI	S	Opponent		Score			
9	A	UCF		1 4	27	A	Ole Miss		0 3	53	A	South Fla.		1 3			
19	A	Louisville		2 3	28	A	Rutgers		2 3	78	A	FGCU		2 1			
										87	H	Alabama		6 0			
										89	H	Samford		2 0			
													102	H	Missouri		2 1
													111	A	Western Ky.		1 0
													117	A	Cincinnati		2 3
													126	H	SMU		2 1
													139	H	Vanderbilt		1 2
													166	A	Middle Tenn.		3 1
													252	H	Houston		4 1
													282	A	Fla. Atlantic		4 0

LAST 10 GAMES																	
												</					

Non-Div. I Games:

Memphis

Average RPI Win: 206		WON-LOST RECORD		WINNING PCT. RANK		LAST 10 GAMES		STRENGTH OF SCHEDULE		OPP. STRENGTH OF SCHEDULE		TEAM RPI		ADJ RPI		CONF. RPI		ADJ CONF. RPI	
DIV. I ONLY		8-5-2		.6 93		7-1-2		62		132		71		.55836 72		14		14	
DIV. I NON-CONF.		4-4-1		.5 148		3-0-1		33		75		67		.56536 70		13		13	
TOTALS		RPI 1-25		RPI 26-50		W-L RECORDS		RPI 51-100		RPI 101-150		RPI 150+							
8-5-2		0-3-0		0-0-0		OVERALL		0-0-2		0-0-0		8-2-0							
3-0-2		0-0-0		0-0-0		HOME		0-0-2		0-0-0		3-0-0							
3-4-0		0-2-0		0-0-0		AWAY		0-0-0		0-0-0		3-2-0							
2-1-0		0-1-0		0-0-0		NEUTRAL		0-0-0		0-0-0		2-0-0							
4-4-1		0-3-0		0-0-0		NON-CONFERENCE		0-0-1		0-0-0		4-1-0							
2-0-1		0-0-0		0-0-0		HOME		0-0-1		0-0-0		2-0-0							
0-3-0		0-2-0		0-0-		AWAY		0-0-0		0-0-0		0-1-0							
2-1-0		0-1-0		0-0-0		NEUTRAL		0-0-0		0-0-0		2-0-0							
4-1-1		0-0-0		0-0-0		CONFERENCE		0-0-1		0-0-0		4-1-0							
1-0-1		0-0-0		0-0-0		HOME		0-0-1		0-0-0		1-0-0							
3-1-0		0-0-0		0-0-0		AWAY		0-0-0		0-0-0		3-1-0							
0-0-0		0-0-0		0-0-0		NEUTRAL		0-0-0		0-0-0		0-0-0							
RPI	S	Opponent		Score		RPI	S	Opponent		Score		RPI	S	Opponent		Score			
1	A	Virginia		2	4			62	H	La Salle		2	2	156	H	Maine		2	0
3	N	North Carolina		0	4			85	H	Elon		1	1	170	N	Saint Francis (PA)		2	1
6	A	Georgetown		0	4									171	N	Coastal Caro.		2	1
														198	A	Massachusetts		1	0
														207	A	George Mason		5	1
														230	H	Fordham		1	0
														232	A	Duquesne		1	0
														240	A	St. Bonaventure		0	2
														255	A	Col. of Charleston		1	2
														287	H	Campbell		4	0
LAST 10 GAMES																			
						240	A	St. Bonaventure		0	2	85	H	Elon		1	1		
						232	A	Duquesne		1	0	207	A	George Mason		5	1		
						62	H	La Salle		2	2	287	H	Campbell		4	0		
						230	H	Fordham		1	0	156	H	Maine		2	0		
						198	A	Massachusetts		1	0	171	N	Coastal Caro.		2	1		

Non-Div. I Games:

VCU

[illegible]

Non-Div. I Games:

Seattle

Average RPI Win: 227		WON-LOST RECORD	WINNING PCT. RANK		LAST 10 GAMES	STRENGTH OF SCHEDULE	OPP. STRENGTH OF SCHEDULE	TEAM RPI	ADJ RPI		CONF. RPI	ADJ CONF. RPI	
Average RPI Loss: 34													
DIV. I ONLY		11-1-1	.88462	7	8-1-0	282	165	75	.5566	74	22	22	
DIV. I NON-CONF.		3-1-1	.7	64	0-1-0	305	113	163	.49267	160	26	26	
<hr/>													
TOTALS		RPI 1-25		RPI 26-50		W-L RECORDS		RPI 51-100		RPI 101-150		RPI 150+	
11-1-1		0-0-0		0-1-0		OVERALL		0-0-1		3-0-0		8-0-0	
6-0-0		0-0-0		0-0-0		HOME		0-0-0		1-0-0		5-0-0	
5-1-1		0-0-0		0-1-0		AWAY		0-0-1		2-0-0		3-0-0	
0-0-0		0-0-0		0-0-0		NEUTRAL		0-0-0		0-0-0		0-0-0	
3-1-1		0-0-0		0-1-0		NON-CONFERENCE		0-0-1		0-0-0		3-0-0	
2-0-0		0-0-0		0-0-0		HOME		0-0-0		0-0-0		2-0-0	
1-1-1		0-0-0		0-0-		AWAY		0-0-1		0-0-0		1-0-0	
0-0-0		0-0-0		0-0-0		NEUTRAL		0-0-0		0-0-0		0-0-0	
8-0-0		0-0-0		0-0-0		CONFERENCE		0-0-0		3-0-0		5-0-0	
4-0-0		0-0-0		0-0-0		HOME		0-0-0		1-0-0		3-0-0	
4-0-0		0-0-0		0-0-0		AWAY		0-0-0		2-0-0		2-0-0	
0-0-0		0-0-0		0-0-0		NEUTRAL		0-0-0		0-0-0		0-0-0	
RPI	S	Opponent	Score	RPI	S	Opponent	Score	RPI	S	Opponent	Score		
				34	A	William & Mary	1 2	75	A	Villanova	1 1		
										109	H Liberty	3 0	
										136	A Longwood	1 0	
										148	A High Point	2 1	
										183	H Presbyterian	1 0	
										220	H Towson	2 1	
										253	H UNC Asheville	4 0	
										257	A Old Dominion	1 0	
										276	A Charleston So.	2 1	
										287	A Campbell	2 0	
										304	H Gardner-Webb	3 2	
										323	H Delaware St.	6 0	
<hr/>													
LAST 10 GAMES													
						148	A High Point	2 1			287	A Campbell	2 0
						304	H Gardner-Webb	3 2			276	A Charleston So.	2 1
						253	H UNC Asheville	4 0			183	H Presbyterian	1 0
						109	H Liberty	3 0			34	A William & Mary	1 2
						136	A Longwood	1 0			323	H Delaware St.	6 0

Non-Div. I Games: Southern Va. 6 0

Radford

Average RPI Win:	199	WON-LOST RECORD		WINNING PCT. RANK		LAST 10 GAMES		STRENGTH OF SCHEDULE		OPP. STRENGTH OF SCHEDULE		TEAM RPI		ADJ RPI		CONF. RPI		ADJ CONF. RPI					
Average RPI Loss:	34																						
DIV. I ONLY		9-6-1		.59375	106	7-2-1		77		108		76		.55522	76	10		10					
DIV. I NON-CONF.		6-4-0		.6	113	4-0-0		88		112		84		.55372	85	9		9					
<hr/>																							
TOTALS		RPI 1-25		RPI 26-50		W-L RECORDS		RPI 51-100		RPI 101-150		RPI 150+											
9-6-1		0-1-0		0-4-0		OVERALL		0-1-0		2-0-1		7-0-0											
6-1-1		0-0-0		0-1-0		HOME		0-0-0		2-0-1		4-0-0											
3-5-0		0-1-0		0-3-0		AWAY		0-1-0		0-0-0		3-0-0											
0-0-0		0-0-0		0-0-0		NEUTRAL		0-0-0		0-0-0		0-0-0											
6-4-0		0-1-0		0-2-0		NON-CONFERENCE		0-1-0		1-0-0		5-0-0											
4-0-0		0-0-0		0-0-0		HOME		0-0-0		1-0-0		3-0-0											
2-4-0		0-1-0		0-0-		AWAY		0-1-0		0-0-0		2-0-0											
0-0-0		0-0-0		0-0-0		NEUTRAL		0-0-0		0-0-0		0-0-0											
3-2-1		0-0-0		0-2-0		CONFERENCE		0-0-0		1-0-1		2-0-0											
2-1-1		0-0-0		0-1-0		HOME		0-0-0		1-0-1		1-0-0											
1-1-0		0-0-0		0-1-0		AWAY		0-0-0		0-0-0		1-0-0											
0-0-0		0-0-0		0-0-0		NEUTRAL		0-0-0		0-0-0		0-0-0											
RPI	S	Opponent		Score		RPI	S	Opponent		Score		RPI	S	Opponent		Score							
6	A	Georgetown		0	3	28	A	Rutgers		0	1	56	A	St. John's (NY)		1	2	112	H	Seton Hall	2	1	
						34	A	William & Mary		1	2							115	H	Hofstra	1	1	
						37	H	James Madison		1	2							131	H	Drexel	1	0	
						44	A	Monmouth		0	1							170	H	Saint Francis (PA)	2	0	
																		175	H	Northeastern	2	0	
																		207	A	George Mason	3	0	
																		217	A	Temple	2	1	
																		220	A	Towson	1	0	
																		272	H	LIU Brooklyn	2	0	
																		285	H	Loyola Maryland	2	1	
						LAST 10 GAMES																	
						131	H	Drexel		1	0	207	A	George Mason		3	0						
						175	H	Northeastern		2	0	220	A	Towson		1	0						
						115	H	Hofstra		1	1	217	A	Temple		2	1						
						34	A	William & Mary		1	2	272	H	LIU Brooklyn		2	0						
						37	H	James Madison		1	2	112	H	Seton Hall		2	1						

Non-Div. I Games:

Delaware

Average RPI Win: 146		WON-LOST RECORD		WINNING PCT. RANK		LAST 10 GAMES		STRENGTH OF SCHEDULE		OPP. STRENGTH OF SCHEDULE		TEAM RPI		ADJ RPI		CONF. RPI		ADJ CONF. RPI	
DIV. I ONLY		8-6-1		.56667 120		3-6-1		97		10		77		.55455 77		1		1	
DIV. I NON-CONF.		5-0-0		1 1		0-0-0		172		183		31		.61581 35		1		1	
TOTALS		RPI 1-25		RPI 26-50		W-L RECORDS		RPI 51-100		RPI 101-150		RPI 150+							
8-6-1		0-4-0		1-1-1		OVERALL		1-1-0		3-0-0		3-0-0							
5-2-1		0-1-0		1-1-1		HOME		1-0-0		1-0-0		2-0-0							
3-4-0		0-3-0		0-0-0		AWAY		0-1-0		2-0-0		1-0-0							
0-0-0		0-0-0		0-0-0		NEUTRAL		0-0-0		0-0-0		0-0-0							
5-0-0		0-0-0		0-0-0		NON-CONFERENCE		0-0-0		3-0-0		2-0-0							
2-0-0		0-0-0		0-0-0		HOME		0-0-0		1-0-0		1-0-0							
3-0-0		0-0-0		0-0-		AWAY		0-0-0		2-0-0		1-0-0							
0-0-0		0-0-0		0-0-0		NEUTRAL		0-0-0		0-0-0		0-0-0							
3-6-1		0-4-0		1-1-1		CONFERENCE		1-1-0		0-0-0		1-0-0							
3-2-1		0-1-0		1-1-1		HOME		1-0-0		0-0-0		1-0-0							
0-4-0		0-3-0		0-0-0		AWAY		0-1-0		0-0-0		0-0-0							
0-0-0		0-0-0		0-0-0		NEUTRAL		0-0-0		0-0-0		0-0-0							
RPI	S	Opponent		Score	RPI	S	Opponent		Score	RPI	S	Opponent		Score					
3	H	North Carolina		0 4	30	H	Maryland		0 1	69	A	Syracuse		0 3					
8	A	Florida St.		0 4	31	H	Notre Dame		2 0	90	H	North Carolina St.		2 1					
11	A	Wake Forest		0 4	32	H	Boston College		3 3										
22	A	Duke		0 3															
					LAST 10 GAMES														
					32	H	Boston College		3 3	8	A	Florida St.		0 4					
					30	H	Maryland		0 1	3	H	North Carolina		0 4					
					69	A	Syracuse		0 3	90	H	North Carolina St.		2 1					
					165	H	Pittsburgh		1 0	11	A	Wake Forest		0 4					
					31	H	Notre Dame		2 0	22	A	Duke		0 3					

Non-Div. I Games:

Miami (FL)

Average RPI Win:	162	WON-LOST RECORD	WINNING PCT. RANK	LAST 10 GAMES	STRENGTH OF SCHEDULE	OPP. STRENGTH OF SCHEDULE	TEAM RPI	ADJ RPI	CONF. RPI	ADJ CONF. RPI
DIV. I ONLY		8-7-1	.53125 141	5-5-0	66	49	79	.55283 79	2	2
DIV. I NON-CONF.		5-2-1	.6875 70	2-0-0	167	167	101	.54179 101	2	2
<hr/>										
TOTALS	RPI 1-25	RPI 26-50		W-L RECORDS		RPI 51-100		RPI 101-150		RPI 150+
8-7-1	0-3-0	0-1-0		OVERALL		2-1-1		2-2-0		4-0-0
6-3-1	0-1-0	0-1-0		HOME		1-0-1		1-1-0		4-0-0
2-4-0	0-2-0	0-0-0		AWAY		1-1-0		1-1-0		0-0-0
0-0-0	0-0-0	0-0-0		NEUTRAL		0-0-0		0-0-0		0-0-0
5-2-1	0-0-0	0-0-0		NON-CONFERENCE		0-0-1		2-2-0		3-0-0
4-1-1	0-0-0	0-0-0		HOME		0-0-1		1-1-0		3-0-0
1-1-0	0-0-0	0-0-		AWAY		0-0-0		1-1-0		0-0-0
0-0-0	0-0-0	0-0-0		NEUTRAL		0-0-0		0-0-0		0-0-0
3-5-0	0-3-0	0-1-0		CONFERENCE		2-1-0		0-0-0		1-0-0
2-2-0	0-1-0	0-1-0		HOME		1-0-0		0-0-0		1-0-0
1-3-0	0-2-0	0-0-0		AWAY		1-1-0		0-0-0		0-0-0
0-0-0	0-0-0	0-0-0		NEUTRAL		0-0-0		0-0-0		0-0-0
RPI S Opponent	Score	RPI S Opponent	Score	RPI S Opponent	Score	RPI S Opponent	Score			
4 A Penn St.	1 6	33 H Wisconsin	1 3	52 A Ohio St.	1 0	110 A Kansas	1 4			
7 A Michigan	1 3			57 H Illinois	1 0	123 H Xavier	3 4			
12 H Nebraska	0 4			67 A Michigan St.	0 4	125 H Dartmouth	5 3			
				73 H Seattle	2 2	133 A Miami (OH)	4 3			
						161 H Northwestern	1 0			
						226 H IPFW	2 0			
						264 H Akron	5 0			
						281 H Northern Ill.	4 1			
LAST 10 GAMES										
7 A Michigan	1 3	52 A Ohio St.	1 0							
67 A Michigan St.	0 4	4 A Penn St.	1 6							
12 H Nebraska	0 4	33 H Wisconsin	1 3							
161 H Northwestern	1 0	133 A Miami (OH)	4 3							
57 H Illinois	1 0	226 H IPFW	2 0							

Non-Div. I Games:

Purdue

Average RPI Win: 200		WON-LOST	WINNING	LAST 10	STRENGTH OF		OPP. STRENGTH	TEAM	ADJ		CONF.	ADJ CONF.
Average RPI Loss: 66		RECORD	PCT. RANK	GAMES	SCHEDULE		OF SCHEDULE	RPI	RPI		RPI	RPI
DIV. I ONLY		11-3-2	.75	32	188		145	81	.55224		13	13
DIV. I NON-CONF.		6-2-1	.72222	58	272		127	128	.51949		15	15
TOTALS		RPI 1-25	RPI 26-50		W-L RECORDS		RPI 51-100		RPI 101-150		RPI 150+	
11-3-2		0-0-0	0-0-0		OVERALL		1-3-0		2-0-1		8-0-1	
5-0-0		0-0-0	0-0-0		HOME		1-0-0		0-0-0		4-0-0	
6-3-1		0-0-0	0-0-0		AWAY		0-3-0		2-0-1		4-0-0	
0-0-1		0-0-0	0-0-0		NEUTRAL		0-0-0		0-0-0		0-0-1	
6-2-1		0-0-0	0-0-0		NON-CONFERENCE		0-2-0		1-0-0		5-0-1	
3-0-0		0-0-0	0-0-0		HOME		0-0-0		0-0-0		3-0-0	
3-2-0		0-0-0	0-0-		AWAY		0-2-0		1-0-0		2-0-0	
0-0-1		0-0-0	0-0-0		NEUTRAL		0-0-0		0-0-0		0-0-1	
5-1-1		0-0-0	0-0-0		CONFERENCE		1-1-0		1-0-1		3-0-0	
2-0-0		0-0-0	0-0-0		HOME		1-0-0		0-0-0		1-0-0	
3-1-1		0-0-0	0-0-0		AWAY		0-1-0		1-0-1		2-0-0	
0-0-0		0-0-0	0-0-0		NEUTRAL		0-0-0		0-0-0		0-0-0	
RPI S	Opponent	Score	RPI S	Opponent	Score	RPI S	Opponent	Score	RPI S	Opponent	Score	
						54 A	Georgia	0 2	124 A	UNC Greensboro	3 0	
						58 A	Clemson	0 1	128 A	Appalachian St.	0 0	
						85 A	Elon	3 4	129 A	Jacksonville	2 1	
						89 H	Samford	2 1	159 A	Western Caro.	1 0	
									183 H	Presbyterian	2 1	
									193 H	Citadel	7 0	
									204 N	Southern Miss.	1 1	
									213 A	Mississippi St.	4 0	
									229 A	North Florida	2 0	
									260 H	USC Upstate	2 0	
									302 A	Chattanooga	9 0	
									321 H	Francis Marion	3 1	
LAST 10 GAMES												
						128 A	Appalachian St.	0 0	302 A	Chattanooga	9 0	
						159 A	Western Caro.	1 0	321 H	Francis Marion	3 1	
						85 A	Elon	3 4	193 H	Citadel	7 0	
						124 A	UNC Greensboro	3 0	129 A	Jacksonville	2 1	
						89 H	Samford	2 1	229 A	North Florida	2 0	

Non-Div. I Games:

Furman

Average RPI Win: 185		WON-LOST RECORD		WINNING PCT. RANK		LAST 10 GAMES		STRENGTH OF SCHEDULE		OPP. STRENGTH OF SCHEDULE		TEAM RPI		ADJ RPI		CONF. RPI		ADJ CONF. RPI	
DIV. I ONLY		8-3-2		.69231 54		8-0-2		133		152		80		.55137 81		8		8	
DIV. I NON-CONF.		4-3-2		.55556 136		4-0-2		278		180		202		.46814 202		10		10	
TOTALS		RPI 1-25		RPI 26-50		W-L RECORDS		RPI 51-100		RPI 101-150		RPI 150+							
8-3-2		0-1-0		1-0-0		OVERALL		2-0-1		0-0-1		5-2-0							
4-1-1		0-0-0		1-0-0		HOME		1-0-0		0-0-1		2-1-0							
4-1-1		0-0-0		0-0-0		AWAY		1-0-1		0-0-0		3-1-0							
0-1-0		0-1-0		0-0-0		NEUTRAL		0-0-0		0-0-0		0-0-0							
4-3-2		0-1-0		0-0-0		NON-CONFERENCE		0-0-1		0-0-1		4-2-0							
2-1-1		0-0-0		0-0-0		HOME		0-0-0		0-0-1		2-1-0							
2-1-1		0-0-0		0-0-		AWAY		0-0-1		0-0-0		2-1-0							
0-1-0		0-1-0		0-0-0		NEUTRAL		0-0-0		0-0-0		0-0-0							
4-0-0		0-0-0		1-0-0		CONFERENCE		2-0-0		0-0-0		1-0-0							
2-0-0		0-0-0		1-0-0		HOME		1-0-0		0-0-0		0-0-0							
2-0-0		0-0-0		0-0-0		AWAY		1-0-0		0-0-0		1-0-0							
0-0-0		0-0-0		0-0-0		NEUTRAL		0-0-0		0-0-0		0-0-0							
RPI	S	Opponent		Score		RPI	S	Opponent		Score		RPI	S	Opponent		Score			
21	N	California		1	2	49	H	Penn		2	1	60	A	Boston U.		1	1		
												70	H	Brown		3	1		
												94	A	Yale		3	1		
												142	H	Providence		1	1		
												155	A	Cornell		7	2		
												173	A	San Francisco		0	1		
												244	A	Central Conn. St.		2	0		
												256	H	New Hampshire		1	2		
												272	H	LIU Brooklyn		1	0		
												291	H	Rhode Island		2	0		
												307	A	UMass Lowell		5	0		
LAST 10 GAMES																			
						70	H	Brown		3	1	49	H	Penn		2	1		
						155	A	Cornell		7	2	307	A	UMass Lowell		5	0		
						60	A	Boston U.		1	1	291	H	Rhode Island		2	0		
						94	A	Yale		3	1	272	H	LIU Brooklyn		1	0		
						244	A	Central Conn. St.		2	0	142	H	Providence		1	1		

Non-Div. I Games:

Harvard

Average RPI Win:		152	WON-LOST RECORD		WINNING PCT. RANK		LAST 10 GAMES		STRENGTH OF SCHEDULE		OPP. STRENGTH OF SCHEDULE		TEAM RPI		ADJ RPI		CONF. RPI		ADJ CONF. RPI	
Average RPI Loss:		66																		
DIV. I ONLY			8-6-0		.57143 117		7-3-0		89		69		83		.55084 82		11		11	
DIV. I NON-CONF.			5-4-0		.55556 136		4-1-0		69		16		77		.56215 76		11		11	
TOTALS		RPI 1-25		RPI 26-50		W-L RECORDS		RPI 51-100		RPI 101-150		RPI 150+								
8-6-0		0-2-0		1-1-0		OVERALL		0-2-0		3-1-0		4-0-0								
3-4-0		0-2-0		0-1-0		HOME		0-1-0		0-0-0		3-0-0								
5-2-0		0-0-0		1-0-0		AWAY		0-1-0		3-1-0		1-0-0								
0-0-0		0-0-0		0-0-0		NEUTRAL		0-0-0		0-0-0		0-0-0								
5-4-0		0-2-0		1-1-0		NON-CONFERENCE		0-1-0		2-0-0		2-0-0								
1-3-0		0-2-0		0-1-0		HOME		0-0-0		0-0-0		1-0-0								
4-1-0		0-0-0		1-0-		AWAY		0-1-0		2-0-0		1-0-0								
0-0-0		0-0-0		0-0-0		NEUTRAL		0-0-0		0-0-0		0-0-0								
3-2-0		0-0-0		0-0-0		CONFERENCE		0-1-0		1-1-0		2-0-0								
2-1-0		0-0-0		0-0-0		HOME		0-1-0		0-0-0		2-0-0								
1-1-0		0-0-0		0-0-0		AWAY		0-0-0		1-1-0		0-0-0								
0-0-0		0-0-0		0-0-0		NEUTRAL		0-0-0		0-0-0		0-0-0								
RPI S	Opponent		Score		RPI S	Opponent		Score		RPI S	Opponent		Score		RPI S	Opponent		Score		
18 H	Denver		2 3		29 A	BYU		1 0		68 H	Long Beach St.		1 2		105 A	Oregon		2 1		
21 H	California		1 3		43 H	Washington St.		0 4		93 A	San Diego		0 1		118 A	Oregon St.		2 0		
														135 A	Cal Poly		4 3			
														150 A	UC Santa Barbara		0 1			
														185 H	UNLV		2 0			
														189 H	UC Davis		3 1			
														215 A	Loyola Marymount		3 0			
														236 H	UC Riverside		2 0			
LAST 10 GAMES																				
	68 H	Long Beach St.		1 2			43 H	Washington St.		0 4										
	189 H	UC Davis		3 1			215 A	Loyola Marymount		3 0										
	236 H	UC Riverside		2 0			29 A	BYU		1 0										
	135 A	Cal Poly		4 3			105 A	Oregon		2 1										
	150 A	UC Santa Barbara		0 1			118 A	Oregon St.		2 0										

Non-Div. I Games:

UC Irvine

Average RPI Win: 176		WON-LOST	WINNING	LAST 10	STRENGTH OF		OPP. STRENGTH	TEAM	ADJ	CONF.	ADJ CONF.		
Average RPI Loss: 37		RECORD	PCT. RANK	GAMES	SCHEDULE		OF SCHEDULE	RPI	RPI	RPI	RPI		
DIV. I ONLY		7-5-3	.56667	120	4-5-1		92	47	83	.54944	83	3	3
DIV. I NON-CONF.		5-1-3	.72222	58	2-1-1		142	115	71	.56475	71	3	3
TOTALS		RPI 1-25	RPI 26-50		W-L RECORDS		RPI 51-100		RPI 101-150		RPI 150+		
7-5-3		0-3-0	0-1-0		OVERALL		1-0-2		3-1-1		3-0-0		
3-2-0		0-1-0	0-1-0		HOME		0-0-0		1-0-0		2-0-0		
4-3-1		0-2-0	0-0-0		AWAY		1-0-1		2-1-0		1-0-0		
0-0-2		0-0-0	0-0-0		NEUTRAL		0-0-1		0-0-1		0-0-0		
5-1-3		0-0-0	0-1-0		NON-CONFERENCE		0-0-2		2-0-1		3-0-0		
3-1-0		0-0-0	0-1-0		HOME		0-0-0		1-0-0		2-0-0		
2-0-1		0-0-0	0-0-		AWAY		0-0-1		1-0-0		1-0-0		
0-0-2		0-0-0	0-0-0		NEUTRAL		0-0-1		0-0-1		0-0-0		
2-4-0		0-3-0	0-0-0		CONFERENCE		1-0-0		1-1-0		0-0-0		
0-1-0		0-1-0	0-0-0		HOME		0-0-0		0-0-0		0-0-0		
2-3-0		0-2-0	0-0-0		AWAY		1-0-0		1-1-0		0-0-0		
0-0-0		0-0-0	0-0-0		NEUTRAL		0-0-0		0-0-0		0-0-0		
RPI S	Opponent	Score	RPI S	Opponent	Score	RPI S	Opponent	Score	RPI S	Opponent	Score		
2 H	UCLA	1 2	46 H	Texas Tech	0 2	52 A	Ohio St.	0 0	105 A	Oregon	0 1		
13 A	Stanford	1 2				57 N	Illinois	1 1	110 N	Kansas	1 1		
21 A	California	1 2				98 A	Southern California	3 2	118 A	Oregon St.	2 0		
									132 H	Hawaii	4 1		
									138 A	FIU	4 2		
									227 H	Southern Utah	6 1		
									236 H	UC Riverside	6 0		
									282 A	Fla. Atlantic	1 0		
LAST 10 GAMES													
98 A	Southern California	3 2	2 H	UCLA	1 2								
105 A	Oregon	0 1	132 H	Hawaii	4 1								
118 A	Oregon St.	2 0	46 H	Texas Tech	0 2								
21 A	California	1 2	227 H	Southern Utah	6 1								
13 A	Stanford	1 2	57 N	Illinois	1 1								

Non-Div. I Games:

Arizona

Average RPI Win: 181		WON-LOST	WINNING	LAST 10	STRENGTH OF		OPP. STRENGTH	TEAM	ADJ		CONF.	ADJ CONF.
Average RPI Loss: 48		RECORD	PCT. RANK	GAMES	SCHEDULE		OF SCHEDULE	RPI	RPI		RPI	RPI
DIV. I ONLY		10-4-1	.7	52	180		80	82	.54911		84	14
DIV. I NON-CONF.		5-4-1	.55	142	133		27	111	.53368		111	13
TOTALS		RPI 1-25	RPI 26-50		W-L RECORDS		RPI 51-100		RPI 101-150		RPI 150+	
10-4-1		0-0-0	0-2-0		OVERALL		0-2-0		3-0-1		7-0-0	
5-1-0		0-0-0	0-0-0		HOME		0-1-0		2-0-0		3-0-0	
5-3-1		0-0-0	0-2-0		AWAY		0-1-0		1-0-1		4-0-0	
0-0-0		0-0-0	0-0-0		NEUTRAL		0-0-0		0-0-0		0-0-0	
5-4-1		0-0-0	0-2-0		NON-CONFERENCE		0-2-0		3-0-1		2-0-0	
2-1-0		0-0-0	0-0-0		HOME		0-1-0		2-0-0		0-0-0	
3-3-1		0-0-0	0-0-		AWAY		0-1-0		1-0-1		2-0-0	
0-0-0		0-0-0	0-0-0		NEUTRAL		0-0-0		0-0-0		0-0-0	
5-0-0		0-0-0	0-0-0		CONFERENCE		0-0-0		0-0-0		5-0-0	
3-0-0		0-0-0	0-0-0		HOME		0-0-0		0-0-0		3-0-0	
2-0-0		0-0-0	0-0-0		AWAY		0-0-0		0-0-0		2-0-0	
0-0-0		0-0-0	0-0-0		NEUTRAL		0-0-0		0-0-0		0-0-0	
RPI S	Opponent	Score	RPI S	Opponent	Score	RPI S	Opponent	Score	RPI S	Opponent	Score	
			26 A	Kentucky	1 3	60 A	Boston U.	0 1	117 H	Cincinnati	3 1	
			38 A	Tennessee	0 2	67 H	Michigan St.	1 2	127 A	Wright St.	2 2	
									138 H	FIU	4 0	
									142 A	Providence	3 0	
									151 H	Richmond	4 0	
									154 A	Central Mich.	1 0	
									177 H	Saint Louis	3 2	
									198 A	Massachusetts	1 0	
									207 H	George Mason	3 0	
									239 A	Toledo	4 0	
									291 A	Rhode Island	4 0	
LAST 10 GAMES												
			177 H	Saint Louis	3 2	239 A	Toledo	4 0				
			291 A	Rhode Island	4 0	154 A	Central Mich.	1 0				
			198 A	Massachusetts	1 0	127 A	Wright St.	2 2				
			207 H	George Mason	3 0	138 H	FIU	4 0				
			151 H	Richmond	4 0	26 A	Kentucky	1 3				

Non-Div. I Games:

Dayton

Average RPI Win:	190	WON-LOST RECORD	WINNING PCT. RANK	LAST 10 GAMES	STRENGTH OF SCHEDULE	OPP. STRENGTH OF SCHEDULE	TEAM RPI	ADJ RPI	CONF. RPI	ADJ CONF. RPI							
Average RPI Loss:	165																
DIV. I ONLY	9-2-4	.73333	38	6-1-3	187	147	85	.54875	85	13	13						
DIV. I NON-CONF.	5-1-2	.75	51	2-0-1	253	155	115	.53226	114	15	15						
<hr/>																	
TOTALS	RPI 1-25	RPI 26-50		W-L RECORDS	RPI 51-100		RPI 101-150		RPI 150+								
9-2-4	0-0-0	0-0-0		OVERALL	1-0-1		2-1-2		6-1-1								
4-0-2	0-0-0	0-0-0		HOME	1-0-0		2-0-1		1-0-1								
4-1-2	0-0-0	0-0-0		AWAY	0-0-1		0-0-1		4-1-0								
1-1-0	0-0-0	0-0-0		NEUTRAL	0-0-0		0-1-0		1-0-0								
<hr/>																	
5-1-2	0-0-0	0-0-0		NON-CONFERENCE	0-0-1		2-1-0		3-0-1								
2-0-1	0-0-0	0-0-0		HOME	0-0-0		2-0-0		0-0-1								
2-0-1	0-0-0	0-0-		AWAY	0-0-1		0-0-0		2-0-0								
1-1-0	0-0-0	0-0-0		NEUTRAL	0-0-0		0-1-0		1-0-0								
<hr/>																	
4-1-2	0-0-0	0-0-0		CONFERENCE	1-0-0		0-0-2		3-1-0								
2-0-1	0-0-0	0-0-0		HOME	1-0-0		0-0-1		1-0-0								
2-1-1	0-0-0	0-0-0		AWAY	0-0-0		0-0-1		2-1-0								
0-0-0	0-0-0	0-0-0		NEUTRAL	0-0-0		0-0-0		0-0-0								
<hr/>																	
RPI S	Opponent	Score	RPI S	Opponent	Score	RPI S	Opponent	Score	RPI S	Opponent	Score						
						72 A	VCU	1 1	109 H	Liberty	2 0						
						80 H	Furman	4 3	128 A	Appalachian St.	3 3						
									136 N	Longwood	3 4						
									137 H	Wofford	1 1						
									148 H	High Point	5 0						
									159 H	Western Caro.	3 1						
									171 A	Coastal Caro.	2 0						
									191 H	East Carolina	1 1						
									193 A	Citadel	1 2						
									199 A	Davidson	4 2						
									225 A	Ga. Southern	3 2						
									298 N	A&M-Corpus Christi	3 0						
									321 A	Francis Marion	6 1						
						<hr/>											
									LAST 10 GAMES								
									199 A Davidson			4 2	193 A Citadel			1 2	
									225 A Ga. Southern			3 2	128 A Appalachian St.			3 3	
									80 H Furman			4 3	159 H Western Caro.			3 1	
			137 H Wofford			1 1	72 A VCU			1 1							
			321 A Francis Marion			6 1	109 H Liberty			2 0							

Non-Div. I Games: Greensboro 3 0

Elon

Average RPI Win: 191		WON-LOST	WINNING	LAST 10	STRENGTH OF		OPP. STRENGTH	TEAM	ADJ		CONF.	ADJ CONF.					
Average RPI Loss: 75		RECORD	PCT. RANK	GAMES	SCHEDULE		OF SCHEDULE	RPI	RPI		RPI	RPI					
DIV. I ONLY		9-6-1	.59375	106	4-5-1		87	138	87	.54745	86	12	12				
DIV. I NON-CONF.		6-3-0	.66667	80	1-2-0		113	125	79	.56107	78	12	12				
<hr/>																	
TOTALS		RPI 1-25		RPI 26-50		W-L RECORDS		RPI 51-100		RPI 101-150		RPI 150+					
9-6-1		0-2-0		0-1-0		OVERALL		1-2-0		1-0-0		7-1-1					
4-3-1		0-1-0		0-0-0		HOME		0-2-0		0-0-0		4-0-1					
5-3-0		0-1-0		0-1-0		AWAY		1-0-0		1-0-0		3-1-0					
0-0-0		0-0-0		0-0-0		NEUTRAL		0-0-0		0-0-0		0-0-0					
6-3-0		0-1-0		0-1-0		NON-CONFERENCE		1-0-0		0-0-0		5-1-0					
3-1-0		0-1-0		0-0-0		HOME		0-0-0		0-0-0		3-0-0					
3-2-0		0-0-0		0-0-		AWAY		1-0-0		0-0-0		2-1-0					
0-0-0		0-0-0		0-0-0		NEUTRAL		0-0-0		0-0-0		0-0-0					
3-3-1		0-1-0		0-0-0		CONFERENCE		0-2-0		1-0-0		2-0-1					
1-2-1		0-0-0		0-0-0		HOME		0-2-0		0-0-0		1-0-1					
2-1-0		0-1-0		0-0-0		AWAY		0-0-0		1-0-0		1-0-0					
0-0-0		0-0-0		0-0-0		NEUTRAL		0-0-0		0-0-0		0-0-0					
RPI	S	Opponent		Score		RPI	S	Opponent		Score		RPI	S	Opponent		Score	
4	H	Penn St.		2	3	36	A	Arkansas		0	1	65	A	Oral Roberts		2	0
23	A	Colorado Col.		0	2							91	H	North Texas		1	4
												92	H	UTEP		0	1
														143 A Rice		1	0
														179 H Louisiana Tech		3	0
														202 H Arkansas St.		4	0
														204 A Southern Miss.		1	0
														206 A Cal St. Northridge		0	1
														219 H Gonzaga		3	0
														223 A Missouri St.		1	0
														236 A UC Riverside		1	0
														251 H Houston Baptist		2	1
														282 H Fla. Atlantic		0	0
<hr/>																	
LAST 10 GAMES																	
						92	H	UTEP		0	1	282	H	Fla. Atlantic		0	0
						91	H	North Texas		1	4	179	H	Louisiana Tech		3	0
						23	A	Colorado Col.		0	2	236	A	UC Riverside		1	0
						143	A	Rice		1	0	206	A	Cal St. Northridge		0	1
						204	A	Southern Miss.		1	0	4	H	Penn St.		2	3

Non-Div. I Games:

Tulsa

Average RPI Win: 121		WON-LOST RECORD	WINNING PCT. RANK		LAST 10 GAMES	STRENGTH OF SCHEDULE	OPP. STRENGTH OF SCHEDULE	TEAM RPI	ADJ RPI	CONF. RPI	ADJ CONF. RPI							
Average RPI Loss: 47																		
DIV. I ONLY		5-10-0	.33333	262	4-6-0	7	60	86	.54723	87	4	4						
DIV. I NON-CONF.		2-5-0	.28571	264	1-1-0	15	81	124	.52325	124	4	4						
<hr/>																		
TOTALS		RPI 1-25		RPI 26-50		W-L RECORDS		RPI 51-100		RPI 101-150		RPI 150+						
5-10-0		0-5-0		1-2-0		OVERALL		1-2-0		2-0-0		1-1-0						
4-4-0		0-0-0		1-2-0		HOME		0-1-0		2-0-0		1-1-0						
1-5-0		0-4-0		0-0-0		AWAY		1-1-0		0-0-0		0-0-0						
0-1-0		0-1-0		0-0-0		NEUTRAL		0-0-0		0-0-0		0-0-0						
2-5-0		0-3-0		0-0-0		NON-CONFERENCE		0-1-0		1-0-0		1-1-0						
2-1-0		0-0-0		0-0-0		HOME		0-0-0		1-0-0		1-1-0						
0-3-0		0-2-0		0-0-		AWAY		0-1-0		0-0-0		0-0-0						
0-1-0		0-1-0		0-0-0		NEUTRAL		0-0-0		0-0-0		0-0-0						
3-5-0		0-2-0		1-2-0		CONFERENCE		1-1-0		1-0-0		0-0-0						
2-3-0		0-0-0		1-2-0		HOME		0-1-0		1-0-0		0-0-0						
1-2-0		0-2-0		0-0-0		AWAY		1-0-0		0-0-0		0-0-0						
0-0-0		0-0-0		0-0-0		NEUTRAL		0-0-0		0-0-0		0-0-0						
RPI	S	Opponent		Score		RPI	S	Opponent		Score		RPI	S	Opponent		Score		
11	A	Wake Forest		0	3	26	H	Kentucky		2	4	54	A	Georgia		3	2	
15	A	South Carolina		1	2	38	H	Tennessee		4	2	63	H	LSU		1	2	
16	A	Florida		0	3	40	H	Texas A&M		0	3	71	A	Memphis		0	6	
18	A	Denver		0	2													
25	N	Colorado		0	1													
<hr/>																		
LAST 10 GAMES																		
26 H Kentucky						2	4	38 H Tennessee						4	2			
40 H Texas A&M						0	3	139 H Vanderbilt						5	2			
15 A South Carolina						1	2	16 A Florida						0	3			
63 H LSU						1	2	134 H UAB						1	0			
54 A Georgia						3	2	71 A Memphis						0	6			

Non-Div. I Games:

Alabama

Average RPI Win:	178	WON-LOST	WINNING	LAST 10	STRENGTH OF	OPP. STRENGTH	TEAM	ADJ	CONF.	ADJ CONF.					
Average RPI Loss:	64	RECORD	PCT. RANK	GAMES	SCHEDULE	OF SCHEDULE	RPI	RPI	RPI	RPI					
DIV. I ONLY		10-6-0	.625	84	8-2-0	136	70	90	.54643	88	25	25			
DIV. I NON-CONF.		6-6-0	.5	148	4-2-0	115	14	117	.53252	113	22	22			
<hr/>															
TOTALS	RPI 1-25	RPI 26-50		W-L RECORDS		RPI 51-100		RPI 101-150		RPI 150+					
10-6-0	1-1-0	0-1-0		OVERALL		0-2-0		2-2-0		7-0-0					
7-2-0	1-0-0	0-1-0		HOME		0-0-0		1-1-0		5-0-0					
3-4-0	0-1-0	0-0-0		AWAY		0-2-0		1-1-0		2-0-0					
0-0-0	0-0-0	0-0-0		NEUTRAL		0-0-0		0-0-0		0-0-0					
<hr/>															
6-6-0	1-1-0	0-1-0		NON-CONFERENCE		0-2-0		2-2-0		3-0-0					
5-2-0	1-0-0	0-1-0		HOME		0-0-0		1-1-0		3-0-0					
1-4-0	0-1-0	0-0-		AWAY		0-2-0		1-1-0		0-0-0					
0-0-0	0-0-0	0-0-0		NEUTRAL		0-0-0		0-0-0		0-0-0					
<hr/>															
4-0-0	0-0-0	0-0-0		CONFERENCE		0-0-0		0-0-0		4-0-0					
2-0-0	0-0-0	0-0-0		HOME		0-0-0		0-0-0		2-0-0					
2-0-0	0-0-0	0-0-0		AWAY		0-0-0		0-0-0		2-0-0					
0-0-0	0-0-0	0-0-0		NEUTRAL		0-0-0		0-0-0		0-0-0					
<hr/>															
RPI S	Opponent	Score		RPI S	Opponent	Score		RPI S	Opponent	Score					
5 H	Marquette	3	2	33 H	Wisconsin	1	4	55 A	Texas	1	2	103 H	Milwaukee	1	2
24 A	Minnesota	0	4					57 A	Illinois	1	5	110 A	Kansas	0	2
												121 A	TCU	2	1
												133 H	Miami (OH)	3	2
												177 H	Saint Louis	4	1
												188 A	Indiana St.	2	1
												190 H	Loyola Chicago	1	0
												212 H	Southeast Mo. St.	4	0
												216 H	Evansville	4	0
												226 H	IPFW	4	0
												315 A	UNI	5	0
<hr/>															
				LAST 10 GAMES											
				216 H Evansville				4	0	110 A Kansas				0	2
				315 A UNI				5	0	103 H Milwaukee				1	2
				190 H Loyola Chicago				1	0	177 H Saint Louis				4	1
				188 A Indiana St.				2	1	5 H Marquette				3	2
				226 H IPFW				4	0	212 H Southeast Mo. St.				4	0

Non-Div. I Games:

Illinois St.

Average RPI Win:	166	WON-LOST RECORD	WINNING PCT. RANK	LAST 10 GAMES	STRENGTH OF SCHEDULE	OPP. STRENGTH OF SCHEDULE	TEAM RPI	ADJ RPI	CONF. RPI	ADJ CONF. RPI	
Average RPI Loss:	100										
DIV. I ONLY	11-4-1	.71875	43	7-2-1	217	102	91	.54555	89	13	13
DIV. I NON-CONF.	7-2-0	.77778	44	3-0-0	271	44	100	.54325	97	15	15
<hr/>											
TOTALS	RPI 1-25	RPI 26-50		W-L RECORDS	RPI 51-100		RPI 101-150		RPI 150+		
11-4-1	0-0-0	1-0-0		OVERALL	1-3-0		3-0-0		6-1-1		
7-1-1	0-0-0	1-0-0		HOME	1-0-0		2-0-0		3-1-1		
4-3-0	0-0-0	0-0-0		AWAY	0-3-0		1-0-0		3-0-0		
0-0-0	0-0-0	0-0-0		NEUTRAL	0-0-0		0-0-0		0-0-0		
<hr/>											
7-2-0	0-0-0	1-0-0		NON-CONFERENCE	1-2-0		1-0-0		4-0-0		
5-0-0	0-0-0	1-0-0		HOME	1-0-0		1-0-0		2-0-0		
2-2-0	0-0-0	0-0-		AWAY	0-2-0		0-0-0		2-0-0		
0-0-0	0-0-0	0-0-0		NEUTRAL	0-0-0		0-0-0		0-0-0		
<hr/>											
4-2-1	0-0-0	0-0-0		CONFERENCE	0-1-0		2-0-0		2-1-1		
2-1-1	0-0-0	0-0-0		HOME	0-0-0		1-0-0		1-1-1		
2-1-0	0-0-0	0-0-0		AWAY	0-1-0		1-0-0		1-0-0		
0-0-0	0-0-0	0-0-0		NEUTRAL	0-0-0		0-0-0		0-0-0		
<hr/>											
RPI S	Opponent	Score	RPI S	Opponent	Score	RPI S	Opponent	Score	RPI S	Opponent	Score
			38 H	Tennessee	1 0	55 A	Texas	0 2	128 A	Appalachian St.	2 1
						71 A	Memphis	0 2	137 H	Wofford	2 1
						80 A	Furman	1 2	139 H	Vanderbilt	3 2
						95 H	Auburn	1 0	159 A	Western Caro.	2 1
									162 A	Kennesaw St.	3 0
									193 H	Citadel	2 3
									199 H	Davidson	3 0
									205 A	UTSA	2 0
									225 H	Ga. Southern	0 0
									242 H	Georgia St.	4 2
									321 H	Francis Marion	2 1
<hr/>											
			LAST 10 GAMES								
			321 H	Francis Marion	2 1	137 H	Wofford	2 1			
			193 H	Citadel	2 3	199 H	Davidson	3 0			
			128 A	Appalachian St.	2 1	225 H	Ga. Southern	0 0			
			159 A	Western Caro.	2 1	242 H	Georgia St.	4 2			
			80 A	Furman	1 2	162 A	Kennesaw St.	3 0			

Non-Div. I Games:

Samford

Average RPI Win: 167		WON-LOST	WINNING	LAST 10	STRENGTH OF		OPP. STRENGTH	TEAM	ADJ	CONF.	ADJ CONF.
Average RPI Loss: 30		RECORD	PCT. RANK	GAMES	SCHEDULE		OF SCHEDULE	RPI	RPI	RPI	RPI
DIV. I ONLY		6-11-0	.35294	250	14		25	92	.54539	90	1
DIV. I NON-CONF.		5-1-0	.83333	26	25		162	15	.64839	16	1
TOTALS		RPI 1-25	RPI 26-50		W-L RECORDS		RPI 51-100		RPI 101-150		RPI 150+
6-11-0	0-5-0	0-3-0		OVERALL		1-3-0		1-0-0		4-0-0	
4-7-0	0-3-0	0-2-0		HOME		0-2-0		1-0-0		3-0-0	
2-4-0	0-2-0	0-1-0		AWAY		1-1-0		0-0-0		1-0-0	
0-0-0	0-0-0	0-0-0		NEUTRAL		0-0-0		0-0-0		0-0-0	
5-1-0	0-1-0	0-0-0		NON-CONFERENCE		1-0-0		1-0-0		3-0-0	
4-1-0	0-1-0	0-0-0		HOME		0-0-0		1-0-0		3-0-0	
1-0-0	0-0-0	0-0-0		AWAY		1-0-0		0-0-0		0-0-0	
0-0-0	0-0-0	0-0-0		NEUTRAL		0-0-0		0-0-0		0-0-0	
1-10-0	0-4-0	0-3-0		CONFERENCE		0-3-0		0-0-0		1-0-0	
0-6-0	0-2-0	0-2-0		HOME		0-2-0		0-0-0		0-0-0	
1-4-0	0-2-0	0-1-0		AWAY		0-1-0		0-0-0		1-0-0	
0-0-0	0-0-0	0-0-0		NEUTRAL		0-0-0		0-0-0		0-0-0	
RPI S	Opponent	Score	RPI S	Opponent	Score	RPI S	Opponent	Score	RPI S	Opponent	Score
1	H Virginia	0 5	30	A Maryland	0 3	58	H Clemson	0 1	136	H Longwood	3 2
3	A North Carolina	0 3	31	H Notre Dame	1 3	59	A Navy	3 2	165	A Pittsburgh	1 0
6	H Georgetown	0 2	32	H Boston College	2 3	69	H Syracuse	1 2	172	H UNC Wilmington	2 1
8	A Florida St.	0 1				77	A Miami (FL)	1 2	225	H Ga. Southern	4 0
10	H Virginia Tech	1 4							245	H East Tenn. St.	3 0
LAST 10 GAMES											
69	H Syracuse	1 2	32	H Boston College	2 3						
1	H Virginia	0 5	10	H Virginia Tech	1 4						
58	H Clemson	0 1	8	A Florida St.	0 1						
3	A North Carolina	0 3	77	A Miami (FL)	1 2						
30	A Maryland	0 3	165	A Pittsburgh	1 0						

Non-Div. I Games:

North Carolina St.

Average RPI Win:	187	WON-LOST RECORD	WINNING PCT. RANK	LAST 10 GAMES	STRENGTH OF SCHEDULE	OPP. STRENGTH OF SCHEDULE	TEAM RPI	ADJ RPI	CONF. RPI	ADJ CONF. RPI		
DIV. I ONLY		10-5-1	.65625	67	6-3-1	158	82	88	.54534	91	12	12
DIV. I NON-CONF.		6-3-0	.66667	80	2-1-0	222	48	116	.53119	118	12	12
<hr/>												
TOTALS	RPI 1-25	RPI 26-50		W-L RECORDS		RPI 51-100		RPI 101-150		RPI 150+		
10-5-1	0-3-0	0-1-0		OVERALL		2-0-0		2-1-0		6-0-1		
6-1-1	0-0-0	0-1-0		HOME		1-0-0		0-0-0		5-0-1		
4-3-0	0-2-0	0-0-0		AWAY		1-0-0		2-1-0		1-0-0		
0-1-0	0-1-0	0-0-0		NEUTRAL		0-0-0		0-0-0		0-0-0		
<hr/>												
6-3-0	0-2-0	0-1-0		NON-CONFERENCE		0-0-0		2-0-0		4-0-0		
3-1-0	0-0-0	0-1-0		HOME		0-0-0		0-0-0		3-0-0		
3-1-0	0-1-0	0-0-		AWAY		0-0-0		2-0-0		1-0-0		
0-1-0	0-1-0	0-0-0		NEUTRAL		0-0-0		0-0-0		0-0-0		
<hr/>												
4-2-1	0-1-0	0-0-0		CONFERENCE		2-0-0		0-1-0		2-0-1		
3-0-1	0-0-0	0-0-0		HOME		1-0-0		0-0-0		2-0-1		
1-2-0	0-1-0	0-0-0		AWAY		1-0-0		0-1-0		0-0-0		
0-0-0	0-0-0	0-0-0		NEUTRAL		0-0-0		0-0-0		0-0-0		
<hr/>												
RPI S	Opponent	Score	RPI S	Opponent	Score	RPI S	Opponent	Score	RPI S	Opponent	Score	
10 N	Virginia Tech	2 4	41 H	Oklahoma St.	1 2	86 A	Tulsa	4 1	121 A	TCU	2 0	
11 A	Wake Forest	1 2				100 H	Charlotte	3 0	122 A	Oklahoma	5 0	
23 A	Colorado Col.	2 3							143 A	Rice	0 4	
									179 H	Louisiana Tech	1 0	
									204 H	Southern Miss.	1 1	
									205 H	UTSA	4 2	
									214 H	Sam Houston St.	3 0	
									251 H	Houston Baptist	1 0	
									266 H	McNeese St.	2 0	
									324 A	Texas Southern	9 1	
<hr/>												
LAST 10 GAMES												
86 A Tulsa						179 H Louisiana Tech						
100 H Charlotte						204 H Southern Miss.						
205 H UTSA						41 H Oklahoma St.						
23 A Colorado Col.						122 A Oklahoma						
143 A Rice						266 H McNeese St.						

Non-Div. I Games:

North Texas

UTEP				Through Games Of Sunday, Oct. 20, 2013									
Average RPI Win:	215	WON-LOST RECORD	WINNING PCT. RANK	LAST 10 GAMES	STRENGTH OF SCHEDULE	OPP. STRENGTH OF SCHEDULE	TEAM RPI	ADJ RPI	CONF. RPI	ADJ CONF. RPI			
DIV. I ONLY		10-4-2	.6875	55	6-2-2	143	182	89	.54409	92	12	12	
DIV. I NON-CONF.		7-2-0	.77778	44	3-0-0	167	209	74	.55946	81	12	12	

TOTALS		RPI 1-25		RPI 26-50		W-L RECORDS		RPI 51-100		RPI 101-150		RPI 150+	
10-4-2		0-0-0		0-1-0		OVERALL		1-0-1		1-2-1		8-1-0	
4-3-1		0-0-0		0-1-0		HOME		0-0-1		0-2-0		4-0-0	
6-1-1		0-0-0		0-0-0		AWAY		1-0-0		1-0-1		4-1-0	
0-0-0		0-0-0		0-0-0		NEUTRAL		0-0-0		0-0-0		0-0-0	
7-2-0		0-0-0		0-1-0		NON-CONFERENCE		0-0-0		1-1-0		6-0-0	
3-2-0		0-0-0		0-1-0		HOME		0-0-0		0-1-0		3-0-0	
4-0-0		0-0-0		0-0-		AWAY		0-0-0		1-0-0		3-0-0	
0-0-0		0-0-0		0-0-0		NEUTRAL		0-0-0		0-0-0		0-0-0	
3-2-2		0-0-0		0-0-0		CONFERENCE		1-0-1		0-1-1		2-1-0	
1-1-1		0-0-0		0-0-0		HOME		0-0-1		0-1-0		1-0-0	
2-1-1		0-0-0		0-0-0		AWAY		1-0-0		0-0-1		1-1-0	
0-0-0		0-0-0		0-0-0		NEUTRAL		0-0-0		0-0-0		0-0-0	
RPI S	Opponent	Score	RPI S	Opponent	Score	RPI S	Opponent	Score	RPI S	Opponent	Score		
			42 H	Stephen F. Austin	1 2		86 A Tulsa	1 0		104 H Utah St.	0 1		
							100 H Charlotte	2 2		134 A UAB	1 1		
										141 A Northern Ariz.	4 3		
										143 H Rice	1 2		
										179 A Louisiana Tech	0 3		
										204 H Southern Miss.	1 0		
										209 A Texas St.	1 0		
										227 A Southern Utah	2 1		
										236 H UC Riverside	2 0		
										238 H Utah Valley	3 2		
										251 A Houston Baptist	1 0		
										271 H Neb. Omaha	2 0		
										282 A Fla. Atlantic	2 1		

LAST 10 GAMES													
			86 A Tulsa	1 0		204 H Southern Miss.	1 0						
			179 A Louisiana Tech	0 3		143 H Rice	1 2						
			100 H Charlotte	2 2		227 A Southern Utah	2 1						
			282 A Fla. Atlantic	2 1		141 A Northern Ariz.	4 3						
			134 A UAB	1 1		209 A Texas St.	1 0						

Non-Div. I Games: Abilene Christian 1 1

UTEP

Average RPI Win:		162	WON-LOST RECORD		WINNING PCT. RANK		LAST 10 GAMES		STRENGTH OF SCHEDULE		OPP. STRENGTH OF SCHEDULE		TEAM RPI		ADJ RPI		CONF. RPI		ADJ CONF. RPI					
DIV. I ONLY			9-6-0		.6		93		6-4-0		132		55		94		.54367		93		9		9	
DIV. I NON-CONF.			7-4-0		.63636		95		4-2-0		128		60		86		.5538		84		8		8	
TOTALS		RPI 1-25		RPI 26-50				W-L RECORDS				RPI 51-100				RPI 101-150				RPI 150+				
9-6-0		0-2-0		0-2-0				OVERALL				2-1-0				2-1-0				5-0-0				
5-2-0		0-0-0		0-1-0				HOME				2-1-0				0-0-0				3-0-0				
3-3-0		0-1-0		0-1-0				AWAY				0-0-0				1-1-0				2-0-0				
1-1-0		0-1-0		0-0-0				NEUTRAL				0-0-0				1-0-0				0-0-0				
7-4-0		0-1-0		0-1-0				NON-CONFERENCE				2-1-0				2-1-0				3-0-0				
4-1-0		0-0-0		0-0-0				HOME				2-1-0				0-0-0				2-0-0				
2-2-0		0-0-0		0-0-				AWAY				0-0-0				1-1-0				1-0-0				
1-1-0		0-1-0		0-0-0				NEUTRAL				0-0-0				1-0-0				0-0-0				
2-2-0		0-1-0		0-1-0				CONFERENCE				0-0-0				0-0-0				2-0-0				
1-1-0		0-0-0		0-1-0				HOME				0-0-0				0-0-0				1-0-0				
1-1-0		0-1-0		0-0-0				AWAY				0-0-0				0-0-0				1-0-0				
0-0-0		0-0-0		0-0-0				NEUTRAL				0-0-0				0-0-0				0-0-0				
RPI	S	Opponent		Score		RPI	S	Opponent		Score		RPI	S	Opponent		Score		RPI	S	Opponent		Score		
12	N	Nebraska		1	2	35	H	Pepperdine		1	2	68	H	Long Beach St.		1	0	102	N	Missouri		2	1	
14	A	Santa Clara		0	1	40	A	Texas A&M		1	6	82	H	UC Irvine		1	0	110	A	Kansas		2	0	
												98	H	Southern California		2	4	130	A	San Diego St.		0	3	
																		173	A	San Francisco		1	0	
																		206	A	Cal St. Northridge		2	0	
																		206	H	Cal St. Northridge		3	1	
																		215	H	Loyola Marymount		2	1	
																		299	H	San Jose St.		5	1	
						LAST 10 GAMES																		
						35	H	Pepperdine		1	2	206	A	Cal St. Northridge		2	0							
						215	H	Loyola Marymount		2	1	130	A	San Diego St.		0	3							
						173	A	San Francisco		1	0	12	N	Nebraska		1	2							
						14	A	Santa Clara		0	1	110	A	Kansas		2	0							
						68	H	Long Beach St.		1	0	102	N	Missouri		2	1							

Non-Div. I Games:

San Diego

Average RPI Win: 182		WON-LOST RECORD		WINNING PCT. RANK		LAST 10 GAMES		STRENGTH OF SCHEDULE		OPP. STRENGTH OF SCHEDULE		TEAM RPI		ADJ RPI		CONF. RPI		ADJ CONF. RPI	
DIV. I ONLY		7-5-0		.58333 115		5-5-0		81		167		93		.54134 94		8		8	
DIV. I NON-CONF.		5-3-0		.625 96		3-3-0		108		214		99		.54021 103		10		10	
TOTALS		RPI 1-25		RPI 26-50		W-L RECORDS		RPI 51-100		RPI 101-150		RPI 150+							
7-5-0		0-1-0		0-0-0		OVERALL		1-1-0		1-2-0		5-1-0							
3-3-0		0-0-0		0-0-0		HOME		0-1-0		1-1-0		2-1-0							
4-2-0		0-1-0		0-0-0		AWAY		1-0-0		0-1-0		3-0-0							
0-0-0		0-0-0		0-0-0		NEUTRAL		0-0-0		0-0-0		0-0-0							
5-3-0		0-1-0		0-0-0		NON-CONFERENCE		0-0-0		1-1-0		4-1-0							
2-1-0		0-0-0		0-0-0		HOME		0-0-0		1-0-0		1-1-0							
3-2-0		0-1-0		0-0-		AWAY		0-0-0		0-1-0		3-0-0							
0-0-0		0-0-0		0-0-0		NEUTRAL		0-0-0		0-0-0		0-0-0							
2-2-0		0-0-0		0-0-0		CONFERENCE		1-1-0		0-1-0		1-0-0							
1-2-0		0-0-0		0-0-0		HOME		0-1-0		0-1-0		1-0-0							
1-0-0		0-0-0		0-0-0		AWAY		1-0-0		0-0-0		0-0-0							
0-0-0		0-0-0		0-0-0		NEUTRAL		0-0-0		0-0-0		0-0-0							
RPI	S	Opponent		Score		RPI	S	Opponent		Score		RPI	S	Opponent		Score			
6	A	Georgetown		0 8								81	H	Harvard		1 3			
												97	A	Princeton		3 2			
												108	H	Stony Brook		1 0			
												125	H	Dartmouth		0 1			
												147	A	Fairfield		0 1			
												153	H	Hartford		2 0			
												155	H	Cornell		1 0			
												220	A	Towson		4 3			
												233	A	Marist		4 0			
												275	H	Sacred Heart		1 2			
												307	A	UMass Lowell		3 1			
LAST 10 GAMES																			
						155	H	Cornell		1 0		147	A	Fairfield		0 1			
						233	A	Marist		4 0		275	H	Sacred Heart		1 2			
						125	H	Dartmouth		0 1		153	H	Hartford		2 0			
						81	H	Harvard		1 3		220	A	Towson		4 3			
						97	A	Princeton		3 2		6	A	Georgetown		0 8			

Non-Div. I Games:

Yale

Average RPI Win: 224		WON-LOST RECORD		WINNING PCT. RANK		LAST 10 GAMES		STRENGTH OF SCHEDULE		OPP. STRENGTH OF SCHEDULE		TEAM RPI		ADJ RPI		CONF. RPI		ADJ CONF. RPI					
DIV. I ONLY		4-8-4		.375 239		1-6-3		16		77		95		.54103 95		4		4					
DIV. I NON-CONF.		4-3-1		.5625 131		1-1-0		72		148		92		.54638 93		4		4					
TOTALS		RPI 1-25		RPI 26-50		W-L RECORDS		RPI 51-100		RPI 101-150		RPI 150+											
4-8-4		0-3-0		0-3-1		OVERALL		0-2-2		0-0-1		4-0-0											
4-3-2		0-0-0		0-2-0		HOME		0-1-2		0-0-0		4-0-0											
0-5-2		0-3-0		0-1-1		AWAY		0-1-0		0-0-1		0-0-0											
0-0-0		0-0-0		0-0-0		NEUTRAL		0-0-0		0-0-0		0-0-0											
4-3-1		0-1-0		0-0-0		NON-CONFERENCE		0-2-1		0-0-0		4-0-0											
4-1-1		0-0-0		0-0-0		HOME		0-1-1		0-0-0		4-0-0											
0-2-0		0-1-0		0-0-		AWAY		0-1-0		0-0-0		0-0-0											
0-0-0		0-0-0		0-0-0		NEUTRAL		0-0-0		0-0-0		0-0-0											
0-5-3		0-2-0		0-3-1		CONFERENCE		0-0-1		0-0-1		0-0-0											
0-2-1		0-0-0		0-2-0		HOME		0-0-1		0-0-0		0-0-0											
0-3-2		0-2-0		0-1-1		AWAY		0-0-0		0-0-1		0-0-0											
0-0-0		0-0-0		0-0-0		NEUTRAL		0-0-0		0-0-0		0-0-0											
RPI	S	Opponent		Score		RPI	S	Opponent		Score		RPI	S	Opponent		Score							
8	A	Florida St.		1	4	26	H	Kentucky		0	1	54	H	Georgia		0	0	102	A Missouri	1	1		
15	A	South Carolina		1	2	27	A	Ole Miss		0	7	58	H	Clemson		0	0	186	H Mercer	2	0		
16	A	Florida		0	3	38	A	Tennessee		1	1	68	H	Long Beach St.		1	2	204	H Southern Miss.	6	0		
						40	H	Texas A&M		1	3	89	A	Samford		0	1	250	H Troy	3	0		
																		255	H Col. of Charleston	3	0		
						LAST 10 GAMES																	
						102	A	Missouri		1	1	27	A	Ole Miss		0	7						
						38	A	Tennessee		1	1	15	A	South Carolina		1	2						
						54	H	Georgia		0	0	204	H	Southern Miss.		6	0						
						16	A	Florida		0	3	26	H	Kentucky		0	1						
						40	H	Texas A&M		1	3	68	H	Long Beach St.		1	2						

Non-Div. I Games:

Auburn

Average RPI Win:		239	WON-LOST RECORD		WINNING PCT. RANK		LAST 10 GAMES		STRENGTH OF SCHEDULE		OPP. STRENGTH OF SCHEDULE		TEAM RPI		ADJ RPI		CONF. RPI		ADJ CONF. RPI	
DIV. I ONLY			8-4-1		.65385 74		5-4-1		139		162		96		.53961 96		16		16	
DIV. I NON-CONF.			4-3-0		.57143 127		1-3-0		55		139		83		.55678 83		14		14	
TOTALS		RPI 1-25		RPI 26-50		W-L RECORDS		RPI 51-100		RPI 101-150		RPI 150+								
8-4-1		0-1-0		0-1-0		OVERALL		0-2-0		0-0-0		8-0-1								
4-0-0		0-0-0		0-0-0		HOME		0-0-0		0-0-0		4-0-0								
3-4-1		0-1-0		0-1-0		AWAY		0-2-0		0-0-0		3-0-1								
1-0-0		0-0-0		0-0-0		NEUTRAL		0-0-0		0-0-0		1-0-0								
4-3-0		0-1-0		0-1-0		NON-CONFERENCE		0-1-0		0-0-0		4-0-0								
1-0-0		0-0-0		0-0-0		HOME		0-0-0		0-0-0		1-0-0								
2-3-0		0-1-0		0-0-		AWAY		0-1-0		0-0-0		2-0-0								
1-0-0		0-0-0		0-0-0		NEUTRAL		0-0-0		0-0-0		1-0-0								
4-1-1		0-0-0		0-0-0		CONFERENCE		0-1-0		0-0-0		4-0-1								
3-0-0		0-0-0		0-0-0		HOME		0-0-0		0-0-0		3-0-0								
1-1-1		0-0-0		0-0-0		AWAY		0-1-0		0-0-0		1-0-1								
0-0-0		0-0-0		0-0-0		NEUTRAL		0-0-0		0-0-0		0-0-0								
RPI	S	Opponent		Score		RPI	S	Opponent		Score		RPI	S	Opponent		Score				
5	A	Marquette		0 1		50	A	DePaul		2 3		59	A	Navy		0 1				
												69	A	Syracuse		0 1				
														155 A Cornell		3 0				
														221 H Lafayette		4 1				
														222 A Army		2 1				
														234 A Bucknell		1 1				
														237 H Siena		3 0				
														256 N New Hampshire		2 0				
														258 A Vermont		1 0				
														277 H Holy Cross		1 0				
														285 H Loyola Maryland		3 0				
LAST 10 GAMES																				
														234 A Bucknell		1 1				
														277 H Holy Cross		1 0				
														222 A Army		2 1				
														59 A Navy		0 1				
														155 A Cornell		3 0				
														69 A Syracuse		0 1				

Non-Div. I Games:

Colgate

Average RPI Win:	198	WON-LOST RECORD	WINNING PCT. RANK	LAST 10 GAMES	STRENGTH OF SCHEDULE	OPP. STRENGTH OF SCHEDULE	TEAM RPI	ADJ RPI	CONF. RPI	ADJ CONF. RPI			
DIV. I ONLY		5-4-4	.53846	134	3-4-3	84	105	97	.53921	97	8	8	
DIV. I NON-CONF.		5-1-3	.72222	58	3-1-2	102	90	60	.58057	60	10	10	
<hr/>													
TOTALS	RPI 1-25	RPI 26-50		W-L RECORDS		RPI 51-100		RPI 101-150		RPI 150+			
5-4-4	0-0-0	0-1-1		OVERALL		0-2-1		0-1-2		5-0-0			
3-1-3	0-0-0	0-0-1		HOME		0-1-1		0-0-1		3-0-0			
2-3-1	0-0-0	0-1-0		AWAY		0-1-0		0-1-1		2-0-0			
0-0-0	0-0-0	0-0-0		NEUTRAL		0-0-0		0-0-0		0-0-0			
5-1-3	0-0-0	0-1-1		NON-CONFERENCE		0-0-1		0-0-1		5-0-0			
3-0-2	0-0-0	0-0-1		HOME		0-0-1		0-0-0		3-0-0			
2-1-1	0-0-0	0-0-		AWAY		0-0-0		0-0-1		2-0-0			
0-0-0	0-0-0	0-0-0		NEUTRAL		0-0-0		0-0-0		0-0-0			
0-3-1	0-0-0	0-0-0		CONFERENCE		0-2-0		0-1-1		0-0-0			
0-1-1	0-0-0	0-0-0		HOME		0-1-0		0-0-1		0-0-0			
0-2-0	0-0-0	0-0-0		AWAY		0-1-0		0-1-0		0-0-0			
0-0-0	0-0-0	0-0-0		NEUTRAL		0-0-0		0-0-0		0-0-0			
RPI	S	Opponent	Score	RPI	S	Opponent	Score	RPI	S	Opponent	Score		
				28	A	Rutgers	1 5	62	H	La Salle	0 0		
				34	H	William & Mary	1 1	70	A	Brown	0 2		
								94	H	Yale	2 3		
										112	A	Seton Hall	0 0
										125	A	Dartmouth	0 2
										140	H	Columbia	3 3
										151	H	Richmond	2 0
										157	A	Saint Joseph's	1 0
										222	H	Army	3 0
										230	A	Fordham	3 1
										231	H	Lehigh	2 1
<hr/>													
LAST 10 GAMES													
				140	H	Columbia	3 3	94	H	Yale	2 3		
				231	H	Lehigh	2 1	230	A	Fordham	3 1		
				70	A	Brown	0 2	34	H	William & Mary	1 1		
				125	A	Dartmouth	0 2	157	A	Saint Joseph's	1 0		
				62	H	La Salle	0 0	28	A	Rutgers	1 5		

Non-Div. I Games:

Princeton

Average RPI Win:		157	WON-LOST RECORD		WINNING PCT. RANK		LAST 10 GAMES		STRENGTH OF SCHEDULE		OPP. STRENGTH OF SCHEDULE		TEAM RPI		ADJ RPI		CONF. RPI		ADJ CONF. RPI				
DIV. I ONLY			6-7-2		.46667 177		3-6-1		68		46		99		.53756 98		3		3				
DIV. I NON-CONF.			5-3-1		.61111 106		2-2-0		136		74		102		.54224 100		3		3				
TOTALS		RPI 1-25		RPI 26-50		W-L RECORDS		RPI 51-100		RPI 101-150		RPI 150+											
6-7-2		1-0-1		0-4-1		OVERALL		1-3-0		1-0-0		3-0-0											
3-5-0		0-0-0		0-3-0		HOME		0-2-0		0-0-0		3-0-0											
2-1-1		1-0-1		0-1-0		AWAY		1-0-0		0-0-0		0-0-0											
1-1-1		0-0-0		0-0-1		NEUTRAL		0-1-0		1-0-0		0-0-0											
5-3-1		0-0-0		0-1-1		NON-CONFERENCE		1-2-0		1-0-0		3-0-0											
3-2-0		0-0-0		0-1-0		HOME		0-1-0		0-0-0		3-0-0											
1-0-0		0-0-0		0-0-		AWAY		1-0-0		0-0-0		0-0-0											
1-1-1		0-0-0		0-0-1		NEUTRAL		0-1-0		1-0-0		0-0-0											
1-4-1		1-0-1		0-3-0		CONFERENCE		0-1-0		0-0-0		0-0-0											
0-3-0		0-0-0		0-2-0		HOME		0-1-0		0-0-0		0-0-0											
1-1-1		1-0-1		0-1-0		AWAY		0-0-0		0-0-0		0-0-0											
0-0-0		0-0-0		0-0-0		NEUTRAL		0-0-0		0-0-0		0-0-0											
RPI	S	Opponent		Score		RPI	S	Opponent		Score		RPI	S	Opponent		Score							
13	A	Stanford		1	0	27	N	Ole Miss		1	1	63	N	LSU		0	1	130	N	San Diego St.		4	1
21	A	California		1	1	35	H	Pepperdine		0	1	83	H	Arizona		2	3	206	H	Cal St. Northridge		4	1
						43	H	Washington St.		0	2	93	A	San Diego		4	2	215	H	Loyola Marymount		5	1
						45	A	Arizona St.		0	1	99	H	Cal St. Fullerton		1	2	282	H	Fla. Atlantic		2	0
						48	H	Washington		0	1												
						LAST 10 GAMES																	
						83	H	Arizona		2	3	45	A	Arizona St.		0	1						
						13	A	Stanford		1	0	99	H	Cal St. Fullerton		1	2						
						21	A	California		1	1	282	H	Fla. Atlantic		2	0						
						43	H	Washington St.		0	2	215	H	Loyola Marymount		5	1						
						48	H	Washington		0	1	35	H	Pepperdine		0	1						

Non-Div. I Games:

Southern California

Average RPI Win:	179	WON-LOST RECORD	WINNING PCT. RANK	LAST 10 GAMES	STRENGTH OF SCHEDULE	OPP. STRENGTH OF SCHEDULE	TEAM RPI	ADJ RPI	CONF. RPI	ADJ CONF. RPI		
DIV. I ONLY		7-5-4	.5625	122	4-3-3	98	115	101	.53752	99	11	11
DIV. I NON-CONF.		5-3-3	.59091	123	2-1-2	61	83	73	.5637	73	11	11
<hr/>												
TOTALS	RPI 1-25	RPI 26-50		W-L RECORDS		RPI 51-100		RPI 101-150		RPI 150+		
7-5-4	0-0-0	0-3-1		OVERALL		1-0-1		2-1-1		4-1-1		
6-1-3	0-0-0	0-1-0		HOME		0-0-1		2-0-1		4-0-1		
1-4-1	0-0-0	0-2-1		AWAY		1-0-0		0-1-0		0-1-0		
0-0-0	0-0-0	0-0-0		NEUTRAL		0-0-0		0-0-0		0-0-0		
<hr/>												
5-3-3	0-0-0	0-3-1		NON-CONFERENCE		1-0-1		0-0-1		4-0-0		
4-1-2	0-0-0	0-1-0		HOME		0-0-1		0-0-1		4-0-0		
1-2-1	0-0-0	0-1-		AWAY		1-0-0		0-0-0		0-0-0		
0-0-0	0-0-0	0-0-0		NEUTRAL		0-0-0		0-0-0		0-0-0		
<hr/>												
2-2-1	0-0-0	0-0-0		CONFERENCE		0-0-0		2-1-0		0-1-1		
2-0-1	0-0-0	0-0-0		HOME		0-0-0		2-0-0		0-0-1		
0-2-0	0-0-0	0-0-0		AWAY		0-0-0		0-1-0		0-1-0		
0-0-0	0-0-0	0-0-0		NEUTRAL		0-0-0		0-0-0		0-0-0		
<hr/>												
RPI S	Opponent	Score	RPI S	Opponent	Score	RPI S	Opponent	Score	RPI S	Opponent	Score	
			29 A	BYU	1 3	51 H	Utah	0 0	104 H	Utah St.	0 0	
			35 A	Pepperdine	1 1	98 A	Southern California	2 1	132 H	Hawaii	2 1	
			43 H	Washington St.	0 1				135 A	Cal Poly	0 1	
			46 A	Texas Tech	0 1				150 H	UC Santa Barbara	1 0	
									176 H	Fresno St.	1 0	
									206 H	Cal St. Northridge	1 1	
									215 H	Loyola Marymount	1 0	
									219 H	Gonzaga	2 1	
									236 A	UC Riverside	0 1	
									261 H	Montana	2 0	
<hr/>												
LAST 10 GAMES												
			150 H	UC Santa Barbara	1 0	219 H	Gonzaga	2 1				
			135 A	Cal Poly	0 1	35 A	Pepperdine	1 1				
			236 A	UC Riverside	0 1	98 A	Southern California	2 1				
			206 H	Cal St. Northridge	1 1	43 H	Washington St.	0 1				
			132 H	Hawaii	2 1	104 H	Utah St.	0 0				

Non-Div. I Games:

Cal St. Fullerton

Average RPI Win:		185	WON-LOST RECORD		WINNING PCT. RANK		LAST 10 GAMES		STRENGTH OF SCHEDULE		OPP. STRENGTH OF SCHEDULE		TEAM RPI		ADJ RPI		CONF. RPI		ADJ CONF. RPI								
DIV. I ONLY			8-5-2		.6	93	4-4-2		117		130		98		.53679		100		12								
DIV. I NON-CONF.			5-3-0		.625	96	1-2-0		131		128		98		.54226		99		12								
TOTALS		RPI 1-25		RPI 26-50		W-L RECORDS		RPI 51-100		RPI 101-150		RPI 150+															
8-5-2		0-1-0		0-1-0		OVERALL		0-1-1		3-0-0		5-2-1															
6-1-1		0-0-0		0-1-0		HOME		0-0-0		2-0-0		4-0-1															
2-4-1		0-1-0		0-0-0		AWAY		0-1-1		1-0-0		1-2-0															
0-0-0		0-0-0		0-0-0		NEUTRAL		0-0-0		0-0-0		0-0-0															
5-3-0		0-1-0		0-1-0		NON-CONFERENCE		0-0-0		1-0-0		4-1-0															
4-1-0		0-0-0		0-1-0		HOME		0-0-0		1-0-0		3-0-0															
1-2-0		0-1-0		0-0-		AWAY		0-0-0		0-0-0		1-1-0															
0-0-0		0-0-0		0-0-0		NEUTRAL		0-0-0		0-0-0		0-0-0															
3-2-2		0-0-0		0-0-0		CONFERENCE		0-1-1		2-0-0		1-1-1															
2-0-1		0-0-0		0-0-0		HOME		0-0-0		1-0-0		1-0-1															
1-2-1		0-0-0		0-0-0		AWAY		0-1-1		1-0-0		0-1-0															
0-0-0		0-0-0		0-0-0		NEUTRAL		0-0-0		0-0-0		0-0-0															
RPI	S	Opponent		Score		RPI	S	Opponent		Score		RPI	S	Opponent		Score											
10	A	Virginia Tech		0	2	37	H	James Madison		2	3	91	A	North Texas		0	3	109	H	Liberty		1	0				
												92	A	UTEP		2	2	134	H	UAB		1	0				
																		138	A	FIU		2	0				
																		159	A	Western Caro.		1	0				
																		166	H	Middle Tenn.		2	2				
																		172	H	UNC Wilmington		1	0				
																		191	A	East Carolina		0	2				
																		199	A	Davidson		0	1				
																		205	H	UTSA		2	0				
																		255	H	Col. of Charleston		6	0				
																		304	H	Gardner-Webb		2	1				
						LAST 10 GAMES																					
						134 H UAB						1	0	191 A East Carolina						0	2						
						91 A North Texas						0	3	138 A FIU						2	0						
						92 A UTEP						2	2	199 A Davidson						0	1						
						166 H Middle Tenn.						2	2	255 H Col. of Charleston						6	0						
						205 H UTSA						2	0	37 H James Madison						2	3						

Non-Div. I Games:

Charlotte

Average RPI Win:		215	WON-LOST RECORD		WINNING PCT. RANK		LAST 10 GAMES		STRENGTH OF SCHEDULE		OPP. STRENGTH OF SCHEDULE		TEAM RPI		ADJ RPI		CONF. RPI		ADJ CONF. RPI				
DIV. I ONLY			9-6-1		.59375 106		8-2-0		109		141		103		.53655 101		19		19				
DIV. I NON-CONF.			3-4-1		.4375 197		2-0-0		41		55		95		.54488 95		20		19				
TOTALS		RPI 1-25		RPI 26-50		W-L RECORDS		RPI 51-100		RPI 101-150		RPI 150+											
9-6-1		0-1-0		0-1-0		OVERALL		0-2-1		0-1-0		9-1-0											
5-3-0		0-0-0		0-0-0		HOME		0-1-0		0-1-0		5-1-0											
4-3-1		0-1-0		0-1-0		AWAY		0-1-1		0-0-0		4-0-0											
0-0-0		0-0-0		0-0-0		NEUTRAL		0-0-0		0-0-0		0-0-0											
3-4-1		0-1-0		0-1-0		NON-CONFERENCE		0-2-1		0-0-0		3-0-0											
3-1-0		0-0-0		0-0-0		HOME		0-1-0		0-0-0		3-0-0											
0-3-1		0-1-0		0-0-		AWAY		0-1-1		0-0-0		0-0-0											
0-0-0		0-0-0		0-0-0		NEUTRAL		0-0-0		0-0-0		0-0-0											
6-2-0		0-0-0		0-0-0		CONFERENCE		0-0-0		0-1-0		6-1-0											
2-2-0		0-0-0		0-0-0		HOME		0-0-0		0-1-0		2-1-0											
4-0-0		0-0-0		0-0-0		AWAY		0-0-0		0-0-0		4-0-0											
0-0-0		0-0-0		0-0-0		NEUTRAL		0-0-0		0-0-0		0-0-0											
RPI	S	Opponent		Score		RPI	S	Opponent		Score		RPI	S	Opponent		Score							
7	A	Michigan		1	2	39	A	Indiana		0	1	52	A	Ohio St.		1	2	133	H	Miami (OH)	0	1	
												66	A	Butler		1	1	154	A	Central Mich.	3	0	
												67	H	Michigan St.		2	3	158	A	Kent St.	2	0	
																		181	H	Ball St.	0	1	
																		184	H	Detroit	3	2	
																		187	A	Ohio	3	0	
																		188	H	Indiana St.	4	0	
																		224	H	Stetson	5	1	
																		239	H	Toledo	4	3	
																		281	H	Northern Ill.	4	1	
																		316	A	Bowling Green	2	1	
LAST 10 GAMES																							
						158	A	Kent St.		2	0	316	A	Bowling Green		2	1						
						187	A	Ohio		3	0	239	H	Toledo		4	3						
						133	H	Miami (OH)		0	1	281	H	Northern Ill.		4	1						
						181	H	Ball St.		0	1	188	H	Indiana St.		4	0						
						154	A	Central Mich.		3	0	224	H	Stetson		5	1						

Non-Div. I Games:

Eastern Mich.

Average RPI Win:		176	WON-LOST RECORD		WINNING PCT. RANK		LAST 10 GAMES		STRENGTH OF SCHEDULE		OPP. STRENGTH OF SCHEDULE		TEAM RPI		ADJ RPI		CONF. RPI		ADJ CONF. RPI	
DIV. I ONLY			7-7-2		.5 152		4-4-2		72		97		100		.5363 102		4		4	
DIV. I NON-CONF.			4-4-0		.5 148		1-1-0		94		195		131		.51749 130		4		4	
TOTALS		RPI 1-25		RPI 26-50		W-L RECORDS		RPI 51-100		RPI 101-150		RPI 150+								
7-7-2		2-1-0		0-1-0		OVERALL		0-5-1		0-0-1		5-0-0								
5-2-1		2-0-0		0-1-0		HOME		0-1-1		0-0-0		3-0-0								
2-3-1		0-1-0		0-0-0		AWAY		0-2-0		0-0-1		2-0-0								
0-2-0		0-0-0		0-0-0		NEUTRAL		0-2-0		0-0-0		0-0-0								
4-4-0		0-1-0		0-0-0		NON-CONFERENCE		0-3-0		0-0-0		4-0-0								
3-0-0		0-0-0		0-0-0		HOME		0-0-0		0-0-0		3-0-0								
1-2-0		0-1-0		0-0-		AWAY		0-1-0		0-0-0		1-0-0								
0-2-0		0-0-0		0-0-0		NEUTRAL		0-2-0		0-0-0		0-0-0								
3-3-2		2-0-0		0-1-0		CONFERENCE		0-2-1		0-0-1		1-0-0								
2-2-1		2-0-0		0-1-0		HOME		0-1-1		0-0-0		0-0-0								
1-1-1		0-0-0		0-0-0		AWAY		0-1-0		0-0-1		1-0-0								
0-0-0		0-0-0		0-0-0		NEUTRAL		0-0-0		0-0-0		0-0-0								
RPI	S	Opponent		Score		RPI	S	Opponent		Score		RPI	S	Opponent		Score				
15	H	South Carolina		2 1		40	H	Texas A&M		1 2		54	H	Georgia		0 1				
16	H	Florida		1 0								63	A	LSU		0 1				
20	A	Portland		2 3								64	N	Baylor		1 2				
												71	A	Memphis		1 2				
												93	N	San Diego		1 2				
												95	H	Auburn		1 1				

Non-Div. I Games:

Missouri

[illegible]

Non-Div. I Games:

Milwaukee

Average RPI Win:		84	WON-LOST		WINNING		LAST 10		STRENGTH OF		OPP. STRENGTH		TEAM	ADJ		CONF.	ADJ CONF.	
Average RPI Loss:		55	RECORD		PCT. RANK		GAMES		SCHEDULE		OF SCHEDULE		RPI	RPI		RPI	RPI	
DIV. I ONLY			3-8-3		.32143	266	1-6-3		13		53		108	.5346		105	3	3
DIV. I NON-CONF.			2-4-2		.375	229	0-2-2		17		76		96	.54647		92	3	3
TOTALS		RPI 1-25		RPI 26-50			W-L RECORDS			RPI 51-100			RPI 101-150			RPI 150+		
3-8-3		0-2-0		0-3-2			OVERALL			2-2-0			1-1-0			0-0-1		
3-5-3		0-1-0		0-2-2			HOME			2-1-0			1-1-0			0-0-1		
0-3-0		0-1-0		0-1-0			AWAY			0-1-0			0-0-0			0-0-0		
0-0-0		0-0-0		0-0-0			NEUTRAL			0-0-0			0-0-0			0-0-0		
2-4-2		0-1-0		0-1-1			NON-CONFERENCE			1-1-0			1-1-0			0-0-1		
2-4-2		0-1-0		0-1-1			HOME			1-1-0			1-1-0			0-0-1		
0-0-0		0-0-0		0-0-			AWAY			0-0-0			0-0-0			0-0-0		
0-0-0		0-0-0		0-0-0			NEUTRAL			0-0-0			0-0-0			0-0-0		
1-4-1		0-1-0		0-2-1			CONFERENCE			1-1-0			0-0-0			0-0-0		
1-1-1		0-0-0		0-1-1			HOME			1-0-0			0-0-0			0-0-0		
0-3-0		0-1-0		0-1-0			AWAY			0-1-0			0-0-0			0-0-0		
0-0-0		0-0-0		0-0-0			NEUTRAL			0-0-0			0-0-0			0-0-0		
RPI	S	Opponent		Score		RPI	S	Opponent		Score		RPI	S	Opponent		Score		
20	H	Portland		1	2	29	H	BYU		0	0	51	A	Utah		0	1	
25	A	Colorado		0	1	33	H	Wisconsin		1	2	55	H	Texas		2	1	
						43	H	Washington St.		0	0	82	H	UC Irvine		1	2	
						45	H	Arizona St.		0	1	83	H	Arizona		1	0	
						48	A	Washington		1	2							
LAST 10 GAMES																		
						48	A	Washington		1	2	43	H	Washington St.		0	0	
						83	H	Arizona		1	0	173	H	San Francisco		1	1	
						45	H	Arizona St.		0	1	29	H	BYU		0	0	
						25	A	Colorado		0	1	82	H	UC Irvine		1	2	
						51	A	Utah		0	1	132	H	Hawaii		0	1	

Non-Div. I Games:

Oregon

Average RPI Win:	244	WON-LOST	WINNING	LAST 10	STRENGTH OF	OPP. STRENGTH	TEAM	ADJ	CONF.	ADJ CONF.	
Average RPI Loss:	123	RECORD	PCT. RANK	GAMES	SCHEDULE	OF SCHEDULE	RPI	RPI	RPI	RPI	
DIV. I ONLY	11-2-1	.82143	15	7-1-0	265	291	102	.53347	106	15	15
DIV. I NON-CONF.	5-1-1	.78571	40	1-0-0	316	325	193	.47329	196	18	20
<hr/>											
TOTALS	RPI 1-25	RPI 26-50		W-L RECORDS	RPI 51-100		RPI 101-150		RPI 150+		
11-2-1	0-0-0	0-1-0		OVERALL	1-0-0		0-0-0		10-1-1		
5-1-0	0-0-0	0-1-0		HOME	0-0-0		0-0-0		5-0-0		
6-1-1	0-0-0	0-0-0		AWAY	1-0-0		0-0-0		5-1-1		
0-0-0	0-0-0	0-0-0		NEUTRAL	0-0-0		0-0-0		0-0-0		
<hr/>											
5-1-1	0-0-0	0-0-0		NON-CONFERENCE	0-0-0		0-0-0		5-1-1		
3-0-0	0-0-0	0-0-0		HOME	0-0-0		0-0-0		3-0-0		
2-1-1	0-0-0	0-0-		AWAY	0-0-0		0-0-0		2-1-1		
0-0-0	0-0-0	0-0-0		NEUTRAL	0-0-0		0-0-0		0-0-0		
<hr/>											
6-1-0	0-0-0	0-1-0		CONFERENCE	1-0-0		0-0-0		5-0-0		
2-1-0	0-0-0	0-1-0		HOME	0-0-0		0-0-0		2-0-0		
4-0-0	0-0-0	0-0-0		AWAY	1-0-0		0-0-0		3-0-0		
0-0-0	0-0-0	0-0-0		NEUTRAL	0-0-0		0-0-0		0-0-0		
<hr/>											
RPI S	Opponent	Score	RPI S	Opponent	Score	RPI S	Opponent	Score	RPI S	Opponent	Score
			42 H	Stephen F. Austin	0 2	65 A	Oral Roberts	1 0	160 A	La.-Lafayette	2 1
									196 H	Northwestern St.	1 0
									204 A	Southern Miss.	0 1
									210 A	Central Ark.	2 1
									218 H	Lamar	3 1
									266 A	McNeese St.	1 0
									268 A	La.-Monroe	0 0
									298 A	A&M-Corpus Christi	1 0
									311 H	Jackson St.	3 1
									318 A	Mississippi Val.	7 0
									322 H	Alcorn	9 0
									324 H	Texas Southern	4 0
<hr/>											
LAST 10 GAMES											
			196 H	Northwestern St.	1 0	266 A	McNeese St.	1 0			
			42 H	Stephen F. Austin	0 2	298 A	A&M-Corpus Christi	1 0			
			65 A	Oral Roberts	1 0	324 H	Texas Southern	4 0			
			210 A	Central Ark.	2 1	268 A	La.-Monroe	0 0			
			218 H	Lamar	3 1	322 H	Alcorn	9 0			

Non-Div. I Games: Incarnate Word 2 0 Abilene Christian 0 1

Southeastern La.

Average RPI Win: 228		WON-LOST	WINNING	LAST 10	STRENGTH OF		OPP. STRENGTH	TEAM	ADJ	CONF.	ADJ CONF.		
Average RPI Loss: 59		RECORD	PCT. RANK	GAMES	SCHEDULE		OF SCHEDULE	RPI	RPI	RPI	RPI		
DIV. I ONLY		9-6-1	.59375	106	3-4-1		123	122	106	.53339	107	5	5
DIV. I NON-CONF.		7-2-0	.77778	44	1-0-0		258	283	122	.52452	122	5	5
TOTALS		RPI 1-25	RPI 26-50		W-L RECORDS		RPI 51-100		RPI 101-150		RPI 150+		
9-6-1		0-2-0	0-1-0		OVERALL		0-1-1		3-2-0		6-0-0		
6-2-0		0-1-0	0-1-0		HOME		0-0-0		1-0-0		5-0-0		
3-4-1		0-1-0	0-0-0		AWAY		0-1-1		2-2-0		1-0-0		
0-0-0		0-0-0	0-0-0		NEUTRAL		0-0-0		0-0-0		0-0-0		
7-2-0		0-0-0	0-0-0		NON-CONFERENCE		0-0-0		1-2-0		6-0-0		
6-0-0		0-0-0	0-0-0		HOME		0-0-0		1-0-0		5-0-0		
1-2-0		0-0-0	0-0-		AWAY		0-0-0		0-2-0		1-0-0		
0-0-0		0-0-0	0-0-0		NEUTRAL		0-0-0		0-0-0		0-0-0		
2-4-1		0-2-0	0-1-0		CONFERENCE		0-1-1		2-0-0		0-0-0		
0-2-0		0-1-0	0-1-0		HOME		0-0-0		0-0-0		0-0-0		
2-2-1		0-1-0	0-0-0		AWAY		0-1-1		2-0-0		0-0-0		
0-0-0		0-0-0	0-0-0		NEUTRAL		0-0-0		0-0-0		0-0-0		
RPI	S	Opponent	Score	RPI	S	Opponent	Score	RPI	S	Opponent	Score		
5	H	Marquette	1 2	50	H	DePaul	1 2	56	A	St. John's (NY)	0 0		
6	A	Georgetown	0 4					75	A	Villanova	0 2		
										104	A Utah St.	0 3	
										112	A Seton Hall	1 0	
										116	A Boise St.	1 2	
										142	A Providence	3 2	
										146	H Northern Colo.	4 1	
										208	A UMKC	1 0	
										261	H Montana	2 1	
										271	H Neb. Omaha	3 2	
										286	H South Dakota	4 0	
										309	H North Dakota	6 0	
										317	H Idaho	6 1	
				LAST 10 GAMES									
		112	A	Seton Hall	1	0	56	A	St. John's (NY)	0	0		
		6	A	Georgetown	0	4	5	H	Marquette	1	2		
		75	A	Villanova	0	2	271	H	Neb. Omaha	3	2		
		50	H	DePaul	1	2	261	H	Montana	2	1		
		142	A	Providence	3	2	286	H	South Dakota	4	0		

Non-Div. I Games:

Creighton

Average RPI Win:	227	WON-LOST RECORD	WINNING PCT. RANK	LAST 10 GAMES	STRENGTH OF SCHEDULE	OPP. STRENGTH OF SCHEDULE	TEAM RPI	ADJ RPI	CONF. RPI	ADJ CONF. RPI		
DIV. I ONLY		9-5-1	.63333	78	6-4-0	127	214	107	.53317	108	26	26
DIV. I NON-CONF.		5-3-1	.61111	106	2-2-0	53	175	68	.56567	69	24	25
<hr/>												
TOTALS	RPI 1-25	RPI 26-50		W-L RECORDS		RPI 51-100		RPI 101-150		RPI 150+		
9-5-1	0-1-0	0-0-0		OVERALL		0-1-0		2-1-1		7-2-0		
7-1-0	0-0-0	0-0-0		HOME		0-0-0		2-0-0		5-1-0		
2-3-1	0-1-0	0-0-0		AWAY		0-1-0		0-0-1		2-1-0		
0-1-0	0-0-0	0-0-0		NEUTRAL		0-0-0		0-1-0		0-0-0		
<hr/>												
5-3-1	0-1-0	0-0-0		NON-CONFERENCE		0-1-0		2-1-1		3-0-0		
5-0-0	0-0-0	0-0-0		HOME		0-0-0		2-0-0		3-0-0		
0-2-1	0-1-0	0-0-		AWAY		0-1-0		0-0-1		0-0-0		
0-1-0	0-0-0	0-0-0		NEUTRAL		0-0-0		0-1-0		0-0-0		
<hr/>												
4-2-0	0-0-0	0-0-0		CONFERENCE		0-0-0		0-0-0		4-2-0		
2-1-0	0-0-0	0-0-0		HOME		0-0-0		0-0-0		2-1-0		
2-1-0	0-0-0	0-0-0		AWAY		0-0-0		0-0-0		2-1-0		
0-0-0	0-0-0	0-0-0		NEUTRAL		0-0-0		0-0-0		0-0-0		
<hr/>												
RPI S	Opponent	Score	RPI S	Opponent	Score	RPI S	Opponent	Score	RPI S	Opponent	Score	
25 A	Colorado	0 4				94 A	Yale	0 1	112 A	Seton Hall	2 2	
									146 N	Northern Colo.	0 1	
									147 H	Fairfield	2 0	
									149 H	Fairleigh Dickinson	6 0	
									153 A	Hartford	2 3	
									180 H	Wagner	2 1	
									195 A	Binghamton	2 0	
									200 H	UMBC	1 2	
									237 H	Siena	3 1	
									258 A	Vermont	2 1	
									265 H	NJIT	2 1	
									307 H	UMass Lowell	1 0	
									308 H	Albany (NY)	4 0	
<hr/>												
			LAST 10 GAMES									
			195 A Binghamton			2	0	258 A Vermont			2	1
			200 H UMBC			1	2	146 N Northern Colo.			0	1
			308 H Albany (NY)			4	0	25 A Colorado			0	4
			153 A Hartford			2	3	180 H Wagner			2	1
			307 H UMass Lowell			1	0	237 H Siena			3	1

Non-Div. I Games:

Stony Brook

Liberty

Liberty

Average RPI Win:	154	WON-LOST RECORD	WINNING PCT. RANK	LAST 10 GAMES	STRENGTH OF SCHEDULE	OPP. STRENGTH OF SCHEDULE	TEAM RPI	ADJ RPI	CONF. RPI	ADJ CONF. RPI					
DIV. I ONLY		6-8-2	.4375	186	3-6-1	50	89	113	.53128	110	6	6			
DIV. I NON-CONF.		5-5-1	.5	148	2-3-0	65	109	108	.53809	107	6	6			
<hr/>															
TOTALS	RPI 1-25			RPI 26-50	W-L RECORDS		RPI 51-100		RPI 101-150		RPI 150+				
6-8-2	0-2-0			0-2-0	OVERALL		3-2-1		0-1-1		3-1-0				
4-4-0	0-0-0			0-0-0	HOME		3-2-0		0-1-0		1-1-0				
2-4-1	0-2-0			0-2-0	AWAY		0-0-0		0-0-1		2-0-0				
0-0-1	0-0-0			0-0-0	NEUTRAL		0-0-1		0-0-0		0-0-0				
5-5-1	0-1-0			0-2-0	NON-CONFERENCE		2-1-1		0-0-0		3-1-0				
3-2-0	0-0-0			0-0-0	HOME		2-1-0		0-0-0		1-1-0				
2-3-0	0-1-0			0-0-	AWAY		0-0-0		0-0-0		2-0-0				
0-0-1	0-0-0			0-0-0	NEUTRAL		0-0-1		0-0-0		0-0-0				
1-3-1	0-1-0			0-0-0	CONFERENCE		1-1-0		0-1-1		0-0-0				
1-2-0	0-0-0			0-0-0	HOME		1-1-0		0-1-0		0-0-0				
0-1-1	0-1-0			0-0-0	AWAY		0-0-0		0-0-1		0-0-0				
0-0-0	0-0-0			0-0-0	NEUTRAL		0-0-0		0-0-0		0-0-0				
RPI	S	Opponent	Score	RPI	S	Opponent	Score	RPI	S	Opponent	Score				
14	A	Santa Clara	2 3	36	A	Arkansas	0 1	55	H	Texas	0 1	119	A	Iowa St.	0 0
17	A	West Virginia	0 2	45	A	Arizona St.	0 4	64	H	Baylor	2 0	121	H	TCU	0 1
								79	H	Purdue	4 1	173	H	San Francisco	0 1
								83	N	Arizona	1 1	194	A	South Dakota St.	2 1
								88	H	Illinois St.	2 0	223	A	Missouri St.	1 0
								93	H	San Diego	0 2	273	H	Pacific	3 0

Non-Div. I Games:

Kansas

Average RPI Win:	215	WON-LOST	WINNING	LAST 10	STRENGTH OF	OPP. STRENGTH	TEAM	ADJ	CONF.	ADJ CONF.		
Average RPI Loss:	121	RECORD	PCT. RANK	GAMES	SCHEDULE	OF SCHEDULE	RPI	RPI	RPI	RPI		
DIV. I ONLY		8-4-4	.625	84	7-1-2	149	157	111	.53107	111	20	20
DIV. I NON-CONF.		2-3-4	.44444	190	1-0-2	147	79	154	.49655	155	23	23
<hr/>												
TOTALS	RPI 1-25	RPI 26-50		W-L RECORDS		RPI 51-100		RPI 101-150		RPI 150+		
8-4-4	0-0-0	0-0-1		OVERALL		0-2-0		0-0-1		8-2-2		
5-2-2	0-0-0	0-0-0		HOME		0-2-0		0-0-1		5-0-1		
3-2-2	0-0-0	0-0-1		AWAY		0-0-0		0-0-0		3-2-1		
0-0-0	0-0-0	0-0-0		NEUTRAL		0-0-0		0-0-0		0-0-0		
<hr/>												
2-3-4	0-0-0	0-0-1		NON-CONFERENCE		0-2-0		0-0-1		2-1-2		
2-2-2	0-0-0	0-0-0		HOME		0-2-0		0-0-1		2-0-1		
0-1-2	0-0-0	0-1-		AWAY		0-0-0		0-0-0		0-1-1		
0-0-0	0-0-0	0-0-0		NEUTRAL		0-0-0		0-0-0		0-0-0		
<hr/>												
6-1-0	0-0-0	0-0-0		CONFERENCE		0-0-0		0-0-0		6-1-0		
3-0-0	0-0-0	0-0-0		HOME		0-0-0		0-0-0		3-0-0		
3-1-0	0-0-0	0-0-0		AWAY		0-0-0		0-0-0		3-1-0		
0-0-0	0-0-0	0-0-0		NEUTRAL		0-0-0		0-0-0		0-0-0		
<hr/>												
RPI S	Opponent	Score	RPI S	Opponent	Score	RPI S	Opponent	Score	RPI S	Opponent	Score	
			38 A	Tennessee	0 0	51 H	Utah	0 2	143 H	Rice	0 0	
						71 H	Memphis	0 1	159 A	Western Caro.	0 2	
									160 H	La.-Lafayette	2 0	
									167 H	Austin Peay	1 1	
									168 A	South Ala.	1 0	
									188 H	Indiana St.	2 1	
									197 H	Lipscomb	2 1	
									202 A	Arkansas St.	0 3	
									209 A	Texas St.	1 0	
									248 A	Belmont	1 1	
									250 H	Troy	1 0	
									268 H	La.-Monroe	2 0	
									279 A	UALR	1 0	
<hr/>												
			LAST 10 GAMES									
			279 A	UALR	1 0	160 H	La.-Lafayette	2 0				
			202 A	Arkansas St.	0 3	268 H	La.-Monroe	2 0				
			168 A	South Ala.	1 0	197 H	Lipscomb	2 1				
			250 H	Troy	1 0	248 A	Belmont	1 1				
			209 A	Texas St.	1 0	38 A	Tennessee	0 0				

Non-Div. I Games:

Western Ky.

Average RPI Win: 148		WON-LOST RECORD		WINNING PCT. RANK		LAST 10 GAMES		STRENGTH OF SCHEDULE		OPP. STRENGTH OF SCHEDULE		TEAM RPI		ADJ RPI		CONF. RPI		ADJ CONF. RPI	
DIV. I ONLY		5-9-2		.375 239		4-5-1		26		81		109		.53065 112		5		5	
DIV. I NON-CONF.		2-5-2		.33333 245		1-1-1		32		124		127		.52002 127		5		5	
TOTALS		RPI 1-25		RPI 26-50		W-L RECORDS		RPI 51-100		RPI 101-150		RPI 150+							
5-9-2		0-2-0		0-3-0		OVERALL		2-1-1		1-2-1		2-1-0							
5-2-2		0-1-0		0-0-0		HOME		2-0-1		1-1-1		2-0-0							
0-6-0		0-1-0		0-2-0		AWAY		0-1-0		0-1-0		0-1-0							
0-1-0		0-0-0		0-1-0		NEUTRAL		0-0-0		0-0-0		0-0-0							
2-5-2		0-1-0		0-2-0		NON-CONFERENCE		0-1-1		0-0-1		2-1-0							
2-0-2		0-0-0		0-0-0		HOME		0-0-1		0-0-1		2-0-0							
0-4-0		0-1-0		0-0-		AWAY		0-1-0		0-0-0		0-1-0							
0-1-0		0-0-0		0-1-0		NEUTRAL		0-0-0		0-0-0		0-0-0							
3-4-0		0-1-0		0-1-0		CONFERENCE		2-0-0		1-2-0		0-0-0							
3-2-0		0-1-0		0-0-0		HOME		2-0-0		1-1-0		0-0-0							
0-2-0		0-0-0		0-1-0		AWAY		0-0-0		0-1-0		0-0-0							
0-0-0		0-0-0		0-0-0		NEUTRAL		0-0-0		0-0-0		0-0-0							
RPI	S	Opponent		Score		RPI	S	Opponent		Score		RPI	S	Opponent		Score			
1	A	Virginia		0	3	34	N	William & Mary		0	1	66	H	Butler		3	1		
5	H	Marquette		0	1	44	A	Monmouth		2	3	75	H	Villanova		5	0		
						50	A	DePaul		0	1	76	A	Delaware		1	2		
												97	H	Princeton		0	0		
														222 H Army		2	0		
														233 H Marist		2	1		
														272 A LIU Brooklyn		0	1		
LAST 10 GAMES																			
						75	H	Villanova		5	0	66	H	Butler		3	1		
						5	H	Marquette		0	1	142	H	Providence		1	0		
						123	A	Xavier		1	2	233	H	Marist		2	1		
						107	H	Creighton		0	1	76	A	Delaware		1	2		
						50	A	DePaul		0	1	97	H	Princeton		0	0		

Non-Div. I Games:

Seton Hall

Average RPI Win:	213	WON-LOST RECORD	WINNING PCT. RANK	LAST 10 GAMES	STRENGTH OF SCHEDULE	OPP. STRENGTH OF SCHEDULE	TEAM RPI	ADJ RPI	CONF. RPI	ADJ CONF. RPI		
Average RPI Loss:	93											
DIV. I ONLY		10-4-2	.6875	55	7-1-2	218	150	112	.53015	113	21	21
DIV. I NON-CONF.		3-4-1	.4375	197	0-1-1	192	84	191	.47828	191	21	21
<hr/>												
TOTALS	RPI 1-25	RPI 26-50		W-L RECORDS		RPI 51-100		RPI 101-150		RPI 150+		
10-4-2	0-1-0	0-0-0		OVERALL		0-1-0		4-1-0		6-1-2		
4-1-2	0-1-0	0-0-0		HOME		0-0-0		2-0-0		2-0-2		
5-2-0	0-0-0	0-0-0		AWAY		0-0-0		2-1-0		3-1-0		
1-1-0	0-0-0	0-0-0		NEUTRAL		0-1-0		0-0-0		1-0-0		
<hr/>												
3-4-1	0-1-0	0-0-0		NON-CONFERENCE		0-1-0		1-1-0		2-1-1		
1-1-1	0-1-0	0-0-0		HOME		0-0-0		0-0-0		1-0-1		
1-2-0	0-0-0	0-0-		AWAY		0-0-0		1-1-0		0-1-0		
1-1-0	0-0-0	0-0-0		NEUTRAL		0-1-0		0-0-0		1-0-0		
<hr/>												
7-0-1	0-0-0	0-0-0		CONFERENCE		0-0-0		3-0-0		4-0-1		
3-0-1	0-0-0	0-0-0		HOME		0-0-0		2-0-0		1-0-1		
4-0-0	0-0-0	0-0-0		AWAY		0-0-0		1-0-0		3-0-0		
0-0-0	0-0-0	0-0-0		NEUTRAL		0-0-0		0-0-0		0-0-0		
<hr/>												
RPI S	Opponent	Score	RPI S	Opponent	Score	RPI S	Opponent	Score	RPI S	Opponent	Score	
5 H	Marquette	2 3				78 N	FGCU	0 1	105 A	Oregon	0 3	
									114 A	Weber St.	3 1	
									132 A	Hawaii	2 0	
									141 H	Northern Ariz.	2 1	
									146 H	Northern Colo.	3 1	
									169 A	Idaho St.	1 0	
									173 H	San Francisco	0 0	
									185 A	UNLV	0 5	
									227 H	Southern Utah	0 0	
									261 A	Montana	1 0	
									278 N	New Mexico St.	7 0	
									280 H	Bakersfield	4 0	
									297 A	Eastern Wash.	2 0	
									309 H	North Dakota	1 0	
			LAST 10 GAMES									
			169 A	Idaho St.	1 0	297 A	Eastern Wash.	2 0				
			114 A	Weber St.	3 1	309 H	North Dakota	1 0				
			141 H	Northern Ariz.	2 1	146 H	Northern Colo.	3 1				
			227 H	Southern Utah	0 0	173 H	San Francisco	0 0				
			261 A	Montana	1 0	78 N	FGCU	0 1				

Non-Div. I Games:

Portland St.

Average RPI Win:	232	WON-LOST RECORD	WINNING PCT. RANK	LAST 10 GAMES	STRENGTH OF SCHEDULE	OPP. STRENGTH OF SCHEDULE	TEAM RPI	ADJ RPI	CONF. RPI	ADJ CONF. RPI			
DIV. I ONLY		8-4-3	.63333	78	6-3-1	137	227	114	.52972	114	21	21	
DIV. I NON-CONF.		4-2-2	.625	96	2-1-0	93	205	89	.54856	89	21	21	
<hr/>													
TOTALS	RPI 1-25	RPI 26-50		W-L RECORDS		RPI 51-100		RPI 101-150		RPI 150+			
8-4-3	0-0-0	0-1-0		OVERALL		0-1-0		2-1-2		6-1-1			
4-1-1	0-0-0	0-0-0		HOME		0-0-0		0-1-1		4-0-0			
4-2-2	0-0-0	0-0-0		AWAY		0-1-0		2-0-1		2-1-1			
0-1-0	0-0-0	0-1-0		NEUTRAL		0-0-0		0-0-0		0-0-0			
<hr/>													
4-2-2	0-0-0	0-1-0		NON-CONFERENCE		0-1-0		1-0-2		3-0-0			
1-0-1	0-0-0	0-0-0		HOME		0-0-0		0-0-1		1-0-0			
3-1-1	0-0-0	0-0-		AWAY		0-1-0		1-0-1		2-0-0			
0-1-0	0-0-0	0-1-0		NEUTRAL		0-0-0		0-0-0		0-0-0			
<hr/>													
4-2-1	0-0-0	0-0-0		CONFERENCE		0-0-0		1-1-0		3-1-1			
3-1-0	0-0-0	0-0-0		HOME		0-0-0		0-1-0		3-0-0			
1-1-1	0-0-0	0-0-0		AWAY		0-0-0		1-0-0		0-1-1			
0-0-0	0-0-0	0-0-0		NEUTRAL		0-0-0		0-0-0		0-0-0			
<hr/>													
RPI	S	Opponent	Score	RPI	S	Opponent	Score	RPI	S	Opponent	Score		
				43	N	Washington St.	0 1	51	A	Utah	0 4		
										104	A	Utah St.	1 0
										113	H	Portland St.	1 3
										116	A	Boise St.	0 0
										141	A	Northern Ariz.	2 1
										150	H	UC Santa Barbara	1 1
										169	A	Idaho St.	1 1
										227	A	Southern Utah	1 2
										228	A	Wyoming	3 2
										238	A	Utah Valley	2 1
										261	H	Montana	2 0
										267	H	Sacramento St.	3 1
										297	H	Eastern Wash.	3 0
										317	H	Idaho	3 0
<hr/>													
LAST 10 GAMES													
				267	H	Sacramento St.	3 1	297	H	Eastern Wash.	3 0		
				113	H	Portland St.	1 3	261	H	Montana	2 0		
				169	A	Idaho St.	1 1	104	A	Utah St.	1 0		
				141	A	Northern Ariz.	2 1	51	A	Utah	0 4		
				227	A	Southern Utah	1 2	228	A	Wyoming	3 2		

Non-Div. I Games:

Weber St.

Average RPI Win:	211	WON-LOST RECORD	WINNING PCT. RANK	LAST 10 GAMES	STRENGTH OF SCHEDULE	OPP. STRENGTH OF SCHEDULE	TEAM RPI	ADJ RPI	CONF. RPI	ADJ CONF. RPI	
Average RPI Loss:	82										
DIV. I ONLY	9-5-1	.63333	78	7-2-1	202	101	117	.52776	115	10	10
DIV. I NON-CONF.	6-3-0	.66667	80	4-0-0	124	87	80	.56016	79	9	9
<hr/>											
TOTALS	RPI 1-25	RPI 26-50		W-L RECORDS	RPI 51-100		RPI 101-150		RPI 150+		
9-5-1	0-1-0	1-1-0		OVERALL	0-1-1		0-1-0		8-1-0		
5-1-0	0-0-0	1-1-0		HOME	0-0-0		0-0-0		4-0-0		
4-3-1	0-1-0	0-0-0		AWAY	0-0-1		0-1-0		4-1-0		
0-1-0	0-0-0	0-0-0		NEUTRAL	0-1-0		0-0-0		0-0-0		
<hr/>											
6-3-0	0-1-0	1-1-0		NON-CONFERENCE	0-1-0		0-0-0		5-0-0		
3-1-0	0-0-0	1-1-0		HOME	0-0-0		0-0-0		2-0-0		
3-1-0	0-1-0	0-0-		AWAY	0-0-0		0-0-0		3-0-0		
0-1-0	0-0-0	0-0-0		NEUTRAL	0-1-0		0-0-0		0-0-0		
<hr/>											
3-2-1	0-0-0	0-0-0		CONFERENCE	0-0-1		0-1-0		3-1-0		
2-0-0	0-0-0	0-0-0		HOME	0-0-0		0-0-0		2-0-0		
1-2-1	0-0-0	0-0-0		AWAY	0-0-1		0-1-0		1-1-0		
0-0-0	0-0-0	0-0-0		NEUTRAL	0-0-0		0-0-0		0-0-0		
<hr/>											
RPI S	Opponent	Score		RPI S	Opponent	Score		RPI S	Opponent	Score	
4 A	Penn St.	1	2	32 H	Boston College	5	6	69 N	Syracuse	2	3
				44 H	Monmouth	2	1	76 A	Delaware	1	1

Non-Div. I Games:

Hofstra

Average RPI Win:	207	WON-LOST	WINNING	LAST 10	STRENGTH OF	OPP. STRENGTH	TEAM	ADJ	CONF.	ADJ CONF.	
Average RPI Loss:	133	RECORD	PCT. RANK	GAMES	SCHEDULE	OF SCHEDULE	RPI	RPI	RPI	RPI	
DIV. I ONLY	9-5-2	.625	84	7-3-0	183	140	120	.52672	116	23	23
DIV. I NON-CONF.	5-3-2	.6	113	3-1-0	75	97	78	.5634	74	17	17
<hr/>											
TOTALS	RPI 1-25	RPI 26-50		W-L RECORDS	RPI 51-100		RPI 101-150		RPI 150+		
9-5-2	0-0-0	2-0-1		OVERALL	0-2-0		1-0-1		6-3-0		
3-0-2	0-0-0	0-0-1		HOME	0-0-0		1-0-1		2-0-0		
6-5-0	0-0-0	2-0-0		AWAY	0-2-0		0-0-0		4-3-0		
0-0-0	0-0-0	0-0-0		NEUTRAL	0-0-0		0-0-0		0-0-0		
<hr/>											
5-3-2	0-0-0	2-0-1		NON-CONFERENCE	0-2-0		1-0-1		2-1-0		
1-0-2	0-0-0	0-0-1		HOME	0-0-0		1-0-1		0-0-0		
4-3-0	0-0-0	2-0-		AWAY	0-2-0		0-0-0		2-1-0		
0-0-0	0-0-0	0-0-0		NEUTRAL	0-0-0		0-0-0		0-0-0		
<hr/>											
4-2-0	0-0-0	0-0-0		CONFERENCE	0-0-0		0-0-0		4-2-0		
2-0-0	0-0-0	0-0-0		HOME	0-0-0		0-0-0		2-0-0		
2-2-0	0-0-0	0-0-0		AWAY	0-0-0		0-0-0		2-2-0		
0-0-0	0-0-0	0-0-0		NEUTRAL	0-0-0		0-0-0		0-0-0		
<hr/>											
RPI S	Opponent	Score	RPI S	Opponent	Score	RPI S	Opponent	Score	RPI S	Opponent	Score
			43 H	Washington St.	0 0	64 A	Baylor	0 2	107 H	Creighton	2 1
			45 A	Arizona St.	2 0	73 A	Seattle	1 2	114 H	Weber St.	0 0
			48 A	Washington	1 0				169 A	Idaho St.	1 2
									176 A	Fresno St.	1 2
									185 A	UNLV	1 2
									228 H	Wyoming	2 1
									263 A	Nevada	1 0
									269 A	North Dakota St.	1 0
									295 A	Colorado St.	3 0
									299 H	San Jose St.	3 0
									309 A	North Dakota	3 1
<hr/>											
			LAST 10 GAMES								
			295 A	Colorado St.	3 0	185 A	UNLV	1 2			
			176 A	Fresno St.	1 2	64 A	Baylor	0 2			
			299 H	San Jose St.	3 0	45 A	Arizona St.	2 0			
			228 H	Wyoming	2 1	309 A	North Dakota	3 1			
			263 A	Nevada	1 0	269 A	North Dakota St.	1 0			

Non-Div. I Games:

Boise St.

Average RPI Win:		169	WON-LOST RECORD		WINNING PCT. RANK		LAST 10 GAMES		STRENGTH OF SCHEDULE		OPP. STRENGTH OF SCHEDULE		TEAM RPI		ADJ RPI		CONF. RPI		ADJ CONF. RPI			
DIV. I ONLY		8-9-1			.47222	169	6-3-1		78		84		115		.52666		117		7		7	
DIV. I NON-CONF.		4-6-0			.4	215	2-0-0		98		118		150		.49777		151		7		7	
TOTALS		RPI 1-25		RPI 26-50		W-L RECORDS		RPI 51-100		RPI 101-150		RPI 150+										
8-9-1		0-1-1		0-2-0		OVERALL		2-3-0		1-3-0		5-0-0										
4-1-1		0-0-1		0-1-0		HOME		2-0-0		0-0-0		2-0-0										
3-8-0		0-1-0		0-1-0		AWAY		0-3-0		1-3-0		2-0-0										
1-0-0		0-0-0		0-0-0		NEUTRAL		0-0-0		0-0-0		1-0-0										
4-6-0		0-1-0		0-0-0		NON-CONFERENCE		0-3-0		1-2-0		3-0-0										
2-0-0		0-0-0		0-0-0		HOME		0-0-0		0-0-0		2-0-0										
1-6-0		0-1-0		0-0-		AWAY		0-3-0		1-2-0		0-0-0										
1-0-0		0-0-0		0-0-0		NEUTRAL		0-0-0		0-0-0		1-0-0										
4-3-1		0-0-1		0-2-0		CONFERENCE		2-0-0		0-1-0		2-0-0										
2-1-1		0-0-1		0-1-0		HOME		2-0-0		0-0-0		0-0-0										
2-2-0		0-0-0		0-1-0		AWAY		0-0-0		0-1-0		2-0-0										
0-0-0		0-0-0		0-0-0		NEUTRAL		0-0-0		0-0-0		0-0-0										
RPI	S	Opponent		Score		RPI	S	Opponent		Score		RPI	S	Opponent		Score						
9	H	UCF		1 1		28	H	Rutgers		0 1		53	H	South Fla.		3 2						
12	A	Nebraska		1 4		47	A	Connecticut		0 1		68	A	Long Beach St.		1 4						
												71	H	Memphis		3 2						
												77	A	Miami (FL)		0 2						
												84	A	Dayton		1 3						
																</						

Non-Div. I Games:

Cincinnati

[illegible]

Non-Div. I Games:

Oregon St.

Average RPI Win: 216		WON-LOST	WINNING	LAST 10	STRENGTH OF		OPP. STRENGTH	TEAM	ADJ	CONF.	ADJ CONF.				
Average RPI Loss: 33		RECORD	PCT. RANK	GAMES	SCHEDULE		OF SCHEDULE	RPI	RPI	RPI	RPI				
DIV. I ONLY		8-7-2	.52941	150	4-4-2		104	110	116	.52573	119	6	6		
DIV. I NON-CONF.		6-4-1	.59091	123	2-1-1		187	158	137	.51131	137	6	6		
TOTALS		RPI 1-25	RPI 26-50		W-L RECORDS		RPI 51-100		RPI 101-150		RPI 150+				
8-7-2		0-4-0	0-1-0		OVERALL		1-2-0		1-0-1		6-0-1				
3-2-1		0-1-0	0-1-0		HOME		1-0-0		0-0-1		2-0-0				
5-5-1		0-3-0	0-0-0		AWAY		0-2-0		1-0-0		4-0-1				
0-0-0		0-0-0	0-0-0		NEUTRAL		0-0-0		0-0-0		0-0-0				
6-4-1		0-3-0	0-0-0		NON-CONFERENCE		0-1-0		0-0-0		6-0-1				
2-1-0		0-1-0	0-0-0		HOME		0-0-0		0-0-0		2-0-0				
4-3-1		0-2-0	0-0-		AWAY		0-1-0		0-0-0		4-0-1				
0-0-0		0-0-0	0-0-0		NEUTRAL		0-0-0		0-0-0		0-0-0				
2-3-1		0-1-0	0-1-0		CONFERENCE		1-1-0		1-0-1		0-0-0				
1-1-1		0-0-0	0-1-0		HOME		1-0-0		0-0-1		0-0-0				
1-2-0		0-1-0	0-0-0		AWAY		0-1-0		1-0-0		0-0-0				
0-0-0		0-0-0	0-0-0		NEUTRAL		0-0-0		0-0-0		0-0-0				
RPI S	Opponent	Score		RPI S	Opponent	Score		RPI S	Opponent	Score		RPI S	Opponent	Score	
13 A	Stanford	1	3	46 H	Texas Tech	1	2	55 A	Texas	1	3	110 H	Kansas	0	0
14 A	Santa Clara	1	5					61 A	Iowa	0	3	122 A	Oklahoma	4	1
17 A	West Virginia	0	2					64 H	Baylor	1	0	177 A	Saint Louis	2	0
24 H	Minnesota	0	1									194 A	South Dakota St.	2	1
												262 H	Western Ill.	2	0
												286 A	South Dakota	3	1
												290 A	Drake	1	1
												309 H	North Dakota	4	0
												315 A	UNI	2	0
LAST 10 GAMES															
	64 H Baylor	1	0		55 A Texas	1	3								
	122 A Oklahoma	4	1		46 H Texas Tech	1	2								
	17 A West Virginia	0	2		177 A Saint Louis	2	0								
	290 A Drake	1	1		315 A UNI	2	0								
	110 H Kansas	0	0		13 A Stanford	1	3								

Non-Div. I Games:

Iowa St.

Average RPI Win:	190	WON-LOST RECORD	WINNING PCT. RANK	LAST 10 GAMES	STRENGTH OF SCHEDULE	OPP. STRENGTH OF SCHEDULE	TEAM RPI	ADJ RPI	CONF. RPI	ADJ CONF. RPI	
DIV. I ONLY	8-5-2	.6	93	5-4-1	125	224	118	.52413	120	12	12
DIV. I NON-CONF.	5-2-1	.6875	70	2-1-0	52	239	59	.57901	62	12	12
<hr/>											
TOTALS	RPI 1-25	RPI 26-50		W-L RECORDS	RPI 51-100		RPI 101-150		RPI 150+		
8-5-2	0-0-0	0-1-0		OVERALL	0-1-0		2-1-0		6-2-2		
5-3-1	0-0-0	0-1-0		HOME	0-0-0		1-1-0		4-1-1		
3-2-1	0-0-0	0-0-0		AWAY	0-1-0		1-0-0		2-1-1		
0-0-0	0-0-0	0-0-0		NEUTRAL	0-0-0		0-0-0		0-0-0		
<hr/>											
5-2-1	0-0-0	0-1-0		NON-CONFERENCE	0-1-0		2-0-0		3-0-1		
3-1-1	0-0-0	0-1-0		HOME	0-0-0		1-0-0		2-0-1		
2-1-0	0-0-0	0-0-		AWAY	0-1-0		1-0-0		1-0-0		
0-0-0	0-0-0	0-0-0		NEUTRAL	0-0-0		0-0-0		0-0-0		
<hr/>											
3-3-1	0-0-0	0-0-0		CONFERENCE	0-0-0		0-1-0		3-2-1		
2-2-0	0-0-0	0-0-0		HOME	0-0-0		0-1-0		2-1-0		
1-1-1	0-0-0	0-0-0		AWAY	0-0-0		0-0-0		1-1-1		
0-0-0	0-0-0	0-0-0		NEUTRAL	0-0-0		0-0-0		0-0-0		
<hr/>											
RPI S	Opponent	Score	RPI S	Opponent	Score	RPI S	Opponent	Score	RPI S	Opponent	Score
			37 H	James Madison	1 2	62 A	La Salle	1 2	109 A	Liberty	1 0
									133 H	Miami (OH)	1 0
									134 H	UAB	0 1
									158 H	Kent St.	3 0
									166 H	Middle Tenn.	2 1
									179 A	Louisiana Tech	0 2
									191 A	East Carolina	2 0
									204 A	Southern Miss.	0 0
									217 A	Temple	1 0
									257 H	Old Dominion	1 0
									264 H	Akron	1 1
									282 H	Fla. Atlantic	1 2
									287 H	Campbell	3 0
<hr/>											
LAST 10 GAMES											
			166 H	Middle Tenn.	2 1	134 H	UAB	0 1			
			282 H	Fla. Atlantic	1 2	257 H	Old Dominion	1 0			
			191 A	East Carolina	2 0	133 H	Miami (OH)	1 0			
			204 A	Southern Miss.	0 0	109 A	Liberty	1 0			
			179 A	Louisiana Tech	0 2	62 A	La Salle	1 2			

Non-Div. I Games:

Marshall

Average RPI Win: 179		WON-LOST	WINNING	LAST 10	STRENGTH OF		OPP. STRENGTH	TEAM	ADJ	CONF.	ADJ CONF.
Average RPI Loss: 97		RECORD	PCT. RANK	GAMES	SCHEDULE		OF SCHEDULE	RPI	RPI	RPI	RPI
DIV. I ONLY		5-8-3	.40625	210	3-5-2		50	103	126	.52387	121
DIV. I NON-CONF.		4-4-2	.5	148	2-1-1		77	154	120	.53137	116
TOTALS		RPI 1-25	RPI 26-50		W-L RECORDS		RPI 51-100		RPI 101-150		RPI 150+
5-8-3	0-1-1	1-1-1		OVERALL		0-3-1		1-2-0		3-1-0	
2-3-2	0-0-1	1-0-1		HOME		0-2-0		0-1-0		1-0-0	
2-4-1	0-1-0	0-1-0		AWAY		0-1-1		1-1-0		1-0-0	
1-1-0	0-0-0	0-0-0		NEUTRAL		0-0-0		0-0-0		1-1-0	
4-4-2	0-0-1	1-0-0		NON-CONFERENCE		0-2-1		0-1-0		3-1-0	
2-2-1	0-0-1	1-0-0		HOME		0-2-0		0-0-0		1-0-0	
1-1-1	0-0-0	0-0-0		AWAY		0-0-1		0-1-0		1-0-0	
1-1-0	0-0-0	0-0-0		NEUTRAL		0-0-0		0-0-0		1-1-0	
1-4-1	0-1-0	0-1-1		CONFERENCE		0-1-0		1-1-0		0-0-0	
0-1-1	0-0-0	0-0-1		HOME		0-0-0		0-1-0		0-0-0	
1-3-0	0-1-0	0-1-0		AWAY		0-1-0		1-0-0		0-0-0	
0-0-0	0-0-0	0-0-0		NEUTRAL		0-0-0		0-0-0		0-0-0	
RPI S	Opponent	Score	RPI S	Opponent	Score	RPI S	Opponent	Score	RPI S	Opponent	Score
17 A	West Virginia	2 3	36 H	Arkansas	2 1	55 A	Texas	0 2	110 A	Kansas	1 0
18 H	Denver	1 1	41 H	Oklahoma St.	0 0	63 A	LSU	0 0	122 H	Oklahoma	0 1
			46 A	Texas Tech	0 2	88 H	Illinois St.	1 2	126 A	SMU	0 2
						91 H	North Texas	0 2	210 H	Central Ark.	3 0
									228 N	Wyoming	3 4
									251 A	Houston Baptist	2 1
									288 N	Air Force	2 1
LAST 10 GAMES											
122 H	Oklahoma	0 1	55 A	Texas	0 2	210 H	Central Ark.	3 0			
17 A	West Virginia	2 3	18 H	Denver	1 1	36 H	Arkansas	2 1			
110 A	Kansas	1 0	41 H	Oklahoma St.	0 0	126 A	SMU	0 2			
46 A	Texas Tech	0 2									

Non-Div. I Games:

TCU

Average RPI Win:		139	WON-LOST RECORD		WINNING PCT. RANK		LAST 10 GAMES		STRENGTH OF SCHEDULE		OPP. STRENGTH OF SCHEDULE		TEAM RPI		ADJ RPI		CONF. RPI		ADJ CONF. RPI				
DIV. I ONLY			4-11-1		.28125 285		2-5-1		17		52		122		.52281 122		6		6				
DIV. I NON-CONF.			3-5-1		.38889 221		1-0-1		10		33		75		.56264 75		6		6				
TOTALS		RPI 1-25		RPI 26-50		W-L RECORDS		RPI 51-100		RPI 101-150		RPI 150+											
4-11-1		0-2-0		0-5-0		OVERALL		1-3-1		1-1-0		2-0-0											
2-4-0		0-0-0		0-2-0		HOME		1-1-0		0-1-0		1-0-0											
1-7-1		0-2-0		0-3-0		AWAY		0-2-1		1-0-0		0-0-0											
1-0-0		0-0-0		0-0-0		NEUTRAL		0-0-0		0-0-0		1-0-0											
3-5-1		0-2-0		0-2-0		NON-CONFERENCE		1-1-1		0-0-0		2-0-0											
2-1-0		0-0-0		0-0-0		HOME		1-1-0		0-0-0		1-0-0											
0-4-1		0-2-0		0-0-		AWAY		0-0-1		0-0-0		0-0-0											
1-0-0		0-0-0		0-0-0		NEUTRAL		0-0-0		0-0-0		1-0-0											
1-6-0		0-0-0		0-3-0		CONFERENCE		0-2-0		1-1-0		0-0-0											
0-3-0		0-0-0		0-2-0		HOME		0-0-0		0-1-0		0-0-0											
1-3-0		0-0-0		0-1-0		AWAY		0-2-0		1-0-0		0-0-0											
0-0-0		0-0-0		0-0-0		NEUTRAL		0-0-0		0-0-0		0-0-0											
RPI	S	Opponent		Score		RPI	S	Opponent		Score		RPI	S	Opponent		Score							
8	A	Florida St.		0	1	29	A	BYU		2	3	51	A	Utah		1	1	119	H	Iowa St.	1	4	
16	A	Florida		0	3	38	A	Tennessee		1	3	55	A	Texas		0	1	121	A	TCU	1	0	
						41	A	Oklahoma St.		1	4	64	A	Baylor		0	1	162	N	Kennesaw St.		2	0
						41	H	Oklahoma St.		1	2	65	H	Oral Roberts		1	0	209	H	Texas St.		4	0
						46	H	Texas Tech		1	2	91	H	North Texas		0	5						
						LAST 10 GAMES																	
						119	H	Iowa St.		1	4	41	H	Oklahoma St.		1	2						
						209	H	Texas St.		4	0	64	A	Baylor		0	1						
						55	A	Texas		0	1	51	A	Utah		1	1						
						121	A	TCU		1	0	29	A	BYU		2	3						
						46	H	Texas Tech		1	2	91	H	North Texas		0	5						

Non-Div. I Games:

Oklahoma

Average RPI Win: 189		WON-LOST	WINNING	LAST 10	STRENGTH OF		OPP. STRENGTH	TEAM	ADJ	CONF.	ADJ CONF.
Average RPI Loss: 56		RECORD	PCT. RANK	GAMES	SCHEDULE		OF SCHEDULE	RPI	RPI	RPI	RPI
DIV. I ONLY		7-7-1	.5	152	3-5-0		113	67	124	.52233	123
DIV. I NON-CONF.		6-1-1	.8125	30	2-0-0		211	177	82	.5597	80
TOTALS		RPI 1-25	RPI 26-50		W-L RECORDS		RPI 51-100		RPI 101-150		RPI 150+
7-7-1		0-2-0	0-1-0		OVERALL		1-3-0		2-1-0		4-0-1
4-2-0		0-1-0	0-0-0		HOME		0-1-0		2-0-0		2-0-0
2-5-1		0-1-0	0-1-0		AWAY		1-2-0		0-1-0		1-0-1
1-0-0		0-0-0	0-0-0		NEUTRAL		0-0-0		0-0-0		1-0-0
6-1-1		0-0-0	0-1-0		NON-CONFERENCE		1-0-0		1-0-0		4-0-1
3-0-0		0-0-0	0-0-0		HOME		0-0-0		1-0-0		2-0-0
2-1-1		0-0-0	0-0-		AWAY		1-0-0		0-0-0		1-0-1
1-0-0		0-0-0	0-0-0		NEUTRAL		0-0-0		0-0-0		1-0-0
1-6-0		0-2-0	0-0-0		CONFERENCE		0-3-0		1-1-0		0-0-0
1-2-0		0-1-0	0-0-0		HOME		0-1-0		1-0-0		0-0-0
0-4-0		0-1-0	0-0-0		AWAY		0-2-0		0-1-0		0-0-0
0-0-0		0-0-0	0-0-0		NEUTRAL		0-0-0		0-0-0		0-0-0
RPI S	Opponent	Score	RPI S	Opponent	Score	RPI S	Opponent	Score	RPI S	Opponent	Score
5	H Marquette	0 3	39	A Indiana	0 3	56	A St. John's (NY)	0 2	112	H Seton Hall	2 1
6	A Georgetown	1 7				66	A Butler	0 1	117	H Cincinnati	3 0
						75	H Villanova	1 2	142	A Providence	1 2
						79	A Purdue	4 3	203	A Morehead St.	1 0
									216	H Evansville	1 0
									243	A Eastern Ky.	0 0
									284	H Northern Ky.	1 0
									309	N North Dakota	3 0
LAST 10 GAMES											
79	A Purdue	4 3	5	H Marquette	0 3	309	N North Dakota	3 0	75	H Villanova	1 2
66	A Butler	0 1	6	A Georgetown	1 7						
142	A Providence	1 2	56	A St. John's (NY)	0 2						
112	H Seton Hall	2 1	284	H Northern Ky.	1 0						

Non-Div. I Games: Northwestern Ohio 2 0

Xavier

Average RPI Win:	189	WON-LOST RECORD	WINNING PCT. RANK	LAST 10 GAMES	STRENGTH OF SCHEDULE	OPP. STRENGTH OF SCHEDULE	TEAM RPI	ADJ RPI	CONF. RPI	ADJ CONF. RPI	
Average RPI Loss:	92										
DIV. I ONLY	8-6-2	.5625	122	4-4-2	140	116	121	.52217	124	13	13
DIV. I NON-CONF.	5-4-0	.55556	136	1-2-0	157	91	130	.51878	129	15	15
<hr/>											
TOTALS	RPI 1-25	RPI 26-50		W-L RECORDS	RPI 51-100		RPI 101-150		RPI 150+		
8-6-2	0-0-0	0-2-0		OVERALL	0-2-0		2-1-2		6-1-0		
0-3-1	0-0-0	0-0-0		HOME	0-2-0		0-1-1		0-0-0		
7-2-1	0-0-0	0-1-0		AWAY	0-0-0		2-0-1		5-1-0		
1-1-0	0-0-0	0-1-0		NEUTRAL	0-0-0		0-0-0		1-0-0		
<hr/>											
5-4-0	0-0-0	0-2-0		NON-CONFERENCE	0-1-0		2-1-0		3-0-0		
0-2-0	0-0-0	0-0-0		HOME	0-1-0		0-1-0		0-0-0		
4-1-0	0-0-0	0-0-		AWAY	0-0-0		2-0-0		2-0-0		
1-1-0	0-0-0	0-1-0		NEUTRAL	0-0-0		0-0-0		1-0-0		
<hr/>											
3-2-2	0-0-0	0-0-0		CONFERENCE	0-1-0		0-0-2		3-1-0		
0-1-1	0-0-0	0-0-0		HOME	0-1-0		0-0-1		0-0-0		
3-1-1	0-0-0	0-0-0		AWAY	0-0-0		0-0-1		3-1-0		
0-0-0	0-0-0	0-0-0		NEUTRAL	0-0-0		0-0-0		0-0-0		
<hr/>											
RPI S	Opponent	Score	RPI S	Opponent	Score	RPI S	Opponent	Score	RPI S	Opponent	Score
			37 A	James Madison	0 2	54 H	Georgia	0 1	109 H	Liberty	0 1
			48 N	Washington	0 1	80 H	Furman	0 3	128 H	Appalachian St.	1 1
									132 A	Hawaii	1 0
									137 A	Wofford	0 0
									148 A	High Point	3 1
									159 A	Western Caro.	2 0
									172 N	UNC Wilmington	2 0
									191 A	East Carolina	1 0
									193 A	Citadel	5 3
									199 A	Davidson	1 0
									225 A	Ga. Southern	0 1
									321 A	Francis Marion	2 0
			LAST 10 GAMES								
			225 A	Ga. Southern	0 1	321 A	Francis Marion	2 0			
			199 A	Davidson	1 0	159 A	Western Caro.	2 0			
			137 A	Wofford	0 0	128 H	Appalachian St.	1 1			
			80 H	Furman	0 3	37 A	James Madison	0 2			
			193 A	Citadel	5 3	109 H	Liberty	0 1			

Non-Div. I Games:

UNC Greensboro

Average RPI Win:	177	WON-LOST	WINNING	LAST 10	STRENGTH OF	OPP. STRENGTH	TEAM	ADJ	CONF.	ADJ CONF.	
Average RPI Loss:	81	RECORD	PCT. RANK	GAMES	SCHEDULE	OF SCHEDULE	RPI	RPI	RPI	RPI	
DIV. I ONLY	5-5-3	.5	152	4-3-3	103	100	125	.52111	125	8	8
DIV. I NON-CONF.	3-3-3	.5	148	2-1-3	204	102	167	.48978	167	10	10
<hr/>											
TOTALS	RPI 1-25	RPI 26-50		W-L RECORDS		RPI 51-100		RPI 101-150		RPI 150+	
5-5-3	0-0-0	0-2-0		OVERALL		2-2-2		0-0-0		3-1-1	
4-0-1	0-0-0	0-0-0		HOME		1-0-1		0-0-0		3-0-0	
1-5-2	0-0-0	0-2-0		AWAY		1-2-1		0-0-0		0-1-1	
0-0-0	0-0-0	0-0-0		NEUTRAL		0-0-0		0-0-0		0-0-0	
3-3-3	0-0-0	0-1-0		NON-CONFERENCE		0-1-2		0-0-0		3-1-1	
3-0-1	0-0-0	0-0-0		HOME		0-0-1		0-0-0		3-0-0	
0-3-2	0-0-0	0-0-		AWAY		0-1-1		0-0-0		0-1-1	
0-0-0	0-0-0	0-0-0		NEUTRAL		0-0-0		0-0-0		0-0-0	
2-2-0	0-0-0	0-1-0		CONFERENCE		2-1-0		0-0-0		0-0-0	
1-0-0	0-0-0	0-0-0		HOME		1-0-0		0-0-0		0-0-0	
1-2-0	0-0-0	0-1-0		AWAY		1-1-0		0-0-0		0-0-0	
0-0-0	0-0-0	0-0-0		NEUTRAL		0-0-0		0-0-0		0-0-0	
RPI	S	Opponent	Score	RPI	S	Opponent	Score	RPI	S	Opponent	Score
				47	A	Connecticut	0 2	56	A	St. John's (NY)	0 0
				49	A	Penn	0 1	60	H	Boston U.	1 1
								70	A	Brown	0 1
								79	A	Purdue	3 5
								94	A	Yale	1 0
								97	H	Princeton	2 0

Non-Div. I Games:

Dartmouth

Average RPI Win:		210	WON-LOST RECORD		WINNING PCT. RANK		LAST 10 GAMES		STRENGTH OF SCHEDULE		OPP. STRENGTH OF SCHEDULE		TEAM RPI		ADJ RPI		CONF. RPI		ADJ CONF. RPI				
DIV. I ONLY			8-7-0	.53333	136	5-5-0			145	64	123		.52056	126	7	7							
DIV. I NON-CONF.			5-3-0	.625	96	2-1-0			174	72	114		.53201	115	7	7							
TOTALS		RPI 1-25		RPI 26-50		W-L RECORDS		RPI 51-100		RPI 101-150		RPI 150+											
8-7-0		0-2-0		0-3-0		OVERALL		0-2-0		2-0-0		6-0-0											
6-2-0		0-1-0		0-0-0		HOME		0-1-0		2-0-0		4-0-0											
2-5-0		0-1-0		0-3-0		AWAY		0-1-0		0-0-0		2-0-0											
0-0-0		0-0-0		0-0-0		NEUTRAL		0-0-0		0-0-0		0-0-0											
5-3-0		0-1-0		0-1-0		NON-CONFERENCE		0-1-0		1-0-0		4-0-0											
4-1-0		0-0-0		0-0-0		HOME		0-1-0		1-0-0		3-0-0											
1-2-0		0-1-0		0-0-		AWAY		0-0-0		0-0-0		1-0-0											
0-0-0		0-0-0		0-0-0		NEUTRAL		0-0-0		0-0-0		0-0-0											
3-4-0		0-1-0		0-2-0		CONFERENCE		0-1-0		1-0-0		2-0-0											
2-1-0		0-1-0		0-0-0		HOME		0-0-0		1-0-0		1-0-0											
1-3-0		0-0-0		0-2-0		AWAY		0-1-0		0-0-0		1-0-0											
0-0-0		0-0-0		0-0-0		NEUTRAL		0-0-0		0-0-0		0-0-0											
RPI	S	Opponent		Score		RPI	S	Opponent		Score		RPI	S	Opponent		Score							
15	A	South Carolina		0	2	28	A	Rutgers		0	1	64	H	Baylor		0	2	117	H Cincinnati	2 1			
19	H	Louisville		2	4	36	A	Arkansas		2	3	71	A	Memphis		1	2	121	H TCU	2 0			
						47	A	Connecticut		1	2							199	A Davidson	3 0			
																		214	H Sam Houston St.	4 0			
																		217	A Temple	1 0			
																		252	H Houston	2 1			
																		268	H La.-Monroe	6 1			
																		295	H Colorado St.	4 0			
						LAST 10 GAMES																	
						252	H	Houston		2	1	217	A	Temple		1	0						
						28	A	Rutgers		0	1	47	A	Connecticut		1	2						
						71	A	Memphis		1	2	214	H	Sam Houston St.		4	0						
						117	H	Cincinnati		2	1	121	H	TCU		2	0						
						19	H	Louisville		2	4	15	A	South Carolina		0	2						

Non-Div. I Games:

SMU

Average RPI Win: 211		WON-LOST	WINNING	LAST 10	STRENGTH OF		OPP. STRENGTH	TEAM	ADJ	CONF.	ADJ CONF.
Average RPI Loss: 73		RECORD	PCT. RANK	GAMES	SCHEDULE		OF SCHEDULE	RPI	RPI	RPI	RPI
DIV. I ONLY		5-5-4	.5	152	3-4-2		94	137	127	.5188	127
DIV. I NON-CONF.		2-4-3	.38889	221	0-3-1		50	120	132	.51615	132
TOTALS		RPI 1-25	RPI 26-50		W-L RECORDS		RPI 51-100		RPI 101-150		RPI 150+
5-5-4	0-1-0	0-1-0		OVERALL		0-2-1		1-0-0		4-1-3	
3-1-2	0-0-0	0-0-0		HOME		0-1-1		1-0-0		2-0-1	
2-4-2	0-1-0	0-1-0		AWAY		0-1-0		0-0-0		2-1-2	
0-0-0	0-0-0	0-0-0		NEUTRAL		0-0-0		0-0-0		0-0-0	
2-4-3	0-1-0	0-1-0		NON-CONFERENCE		0-2-1		0-0-0		2-0-2	
0-1-2	0-0-0	0-0-0		HOME		0-1-1		0-0-0		0-0-1	
2-3-1	0-1-0	0-0-		AWAY		0-1-0		0-0-0		2-0-1	
0-0-0	0-0-0	0-0-0		NEUTRAL		0-0-0		0-0-0		0-0-0	
3-1-1	0-0-0	0-0-0		CONFERENCE		0-0-0		1-0-0		2-1-1	
3-0-0	0-0-0	0-0-0		HOME		0-0-0		1-0-0		2-0-0	
0-1-1	0-0-0	0-0-0		AWAY		0-0-0		0-0-0		0-1-1	
0-0-0	0-0-0	0-0-0		NEUTRAL		0-0-0		0-0-0		0-0-0	
RPI S	Opponent	Score		RPI S	Opponent	Score		RPI S	Opponent	Score	
17 A	West Virginia	1	4	35 A	Pepperdine	0	1	61 A	Iowa	0	1
								66 H	Butler	3	4
								84 H	Dayton	2	2
								103 H	Milwaukee	1	0
								152 H	Oakland	2	1
								163 A	Valparaiso	0	0
								164 H	Western Mich.	0	0
								184 A	Detroit	0	2
								187 A	Ohio	1	1
								226 A	IPFW	2	1
								263 A	Nevada	1	0
								310 H	Youngstown St.	1	0
LAST 10 GAMES											
				103 H	Milwaukee	1	0	17 A	West Virginia	1	4
				184 A	Detroit	0	2	66 H	Butler	3	4
				163 A	Valparaiso	0	0	84 H	Dayton	2	2
				152 H	Oakland	2	1	61 A	Iowa	0	1
				310 H	Youngstown St.	1	0	164 H	Western Mich.	0	0

Non-Div. I Games: Findlay 4 0

Wright St.

Average RPI Win: 242		WON-LOST	WINNING	LAST 10	STRENGTH OF		OPP. STRENGTH	TEAM	ADJ	CONF.	ADJ CONF.
Average RPI Loss: 126		RECORD	PCT. RANK	GAMES	SCHEDULE		OF SCHEDULE	RPI	RPI	RPI	RPI
DIV. I ONLY		6-5-4	.53333	136	3-3-4		107	172	128	.51741	128
DIV. I NON-CONF.		3-4-0	.42857	204	0-2-0		206	132	204	.46759	203
TOTALS		RPI 1-25	RPI 26-50		W-L RECORDS		RPI 51-100		RPI 101-150		RPI 150+
6-5-4		0-1-0	0-0-0		OVERALL		0-1-2		0-1-2		6-2-0
3-3-3		0-0-0	0-0-0		HOME		0-1-2		0-0-1		3-2-0
2-2-1		0-1-0	0-0-0		AWAY		0-0-0		0-1-1		2-0-0
1-0-0		0-0-0	0-0-0		NEUTRAL		0-0-0		0-0-0		1-0-0
3-4-0		0-1-0	0-0-0		NON-CONFERENCE		0-0-0		0-1-0		3-2-0
2-2-0		0-0-0	0-0-0		HOME		0-0-0		0-0-0		2-2-0
0-2-0		0-1-0	0-0-		AWAY		0-0-0		0-1-0		0-0-0
1-0-0		0-0-0	0-0-0		NEUTRAL		0-0-0		0-0-0		1-0-0
3-1-4		0-0-0	0-0-0		CONFERENCE		0-1-2		0-0-2		3-0-0
1-1-3		0-0-0	0-0-0		HOME		0-1-2		0-0-1		1-0-0
2-0-1		0-0-0	0-0-0		AWAY		0-0-0		0-0-1		2-0-0
0-0-0		0-0-0	0-0-0		NEUTRAL		0-0-0		0-0-0		0-0-0
RPI S	Opponent	Score		RPI S	Opponent	Score		RPI S	Opponent	Score	
23 A	Colorado Col.	0	4					80 H	Furman	0	0
								85 H	Elon	3	3
								89 H	Samford	1	2
								124 A	UNC Greensboro	1	1
								137 H	Wofford	0	0
								148 A	High Point	1	2
								167 H	Austin Peay	1	2
								199 A	Davidson	2	1
								203 H	Morehead St.	1	2
								225 A	Ga. Southern	3	1
								227 N	Southern Utah	2	1
								245 H	East Tenn. St.	2	1
								253 H	UNC Asheville	2	0
								302 H	Chattanooga	5	0
LAST 10 GAMES											
				80 H	Furman	0	0	225 A	Ga. Southern	3	1
				137 H	Wofford	0	0	85 H	Elon	3	3
				89 H	Samford	1	2	124 A	UNC Greensboro	1	1
				302 H	Chattanooga	5	0	203 H	Morehead St.	1	2
				199 A	Davidson	2	1	148 A	High Point	1	2

Non-Div. I Games:

Appalachian St.

Average RPI Win: 231		WON-LOST RECORD		WINNING PCT. RANK		LAST 10 GAMES		STRENGTH OF SCHEDULE		OPP. STRENGTH OF SCHEDULE		TEAM RPI		ADJ RPI		CONF. RPI		ADJ CONF. RPI	
DIV. I ONLY		9-6-0		.6 93		6-4-0		178		156		129		.51532 129		18		18	
DIV. I NON-CONF.		4-4-0		.5 148		1-2-0		146		107		141		.50853 141		19		18	
TOTALS		RPI 1-25		RPI 26-50		W-L RECORDS		RPI 51-100		RPI 101-150		RPI 150+							
9-6-0		0-1-0		0-0-0		OVERALL		0-4-0		1-0-0		8-1-0							
4-3-0		0-1-0		0-0-0		HOME		0-2-0		1-0-0		3-0-0							
4-3-0		0-0-0		0-0-0		AWAY		0-2-0		0-0-0		4-1-0							
1-0-0		0-0-0		0-0-0		NEUTRAL		0-0-0		0-0-0		1-0-0							
4-4-0		0-1-0		0-0-0		NON-CONFERENCE		0-3-0		1-0-0		3-0-0							
1-3-0		0-1-0		0-0-0		HOME		0-2-0		1-0-0		0-0-0							
2-1-0		0-0-0		0-0-		AWAY		0-1-0		0-0-0		2-0-0							
1-0-0		0-0-0		0-0-0		NEUTRAL		0-0-0		0-0-0		1-0-0							
5-2-0		0-0-0		0-0-0		CONFERENCE		0-1-0		0-0-0		5-1-0							
3-0-0		0-0-0		0-0-0		HOME		0-0-0		0-0-0		3-0-0							
2-2-0		0-0-0		0-0-0		AWAY		0-1-0		0-0-0		2-1-0							
0-0-0		0-0-0		0-0-0		NEUTRAL		0-0-0		0-0-0		0-0-0							
RPI	S	Opponent		Score		RPI	S	Opponent		Score		RPI	S	Opponent		Score			
24	H	Minnesota		0 3								138	H	FIU		2 1			
								54 A Georgia		0 1		197	H	Lipscomb		2 0			
								77 H Miami (FL)		2 3		224	A	Stetson		2 1			
								78 A FGCU		1 2		225	A	Ga. Southern		2 1			
								80 H Furman		1 2		229	H	North Florida		3 1			
												242	A	Georgia St.		1 0			
												245	A	East Tenn. St.		3 0			
												260	A	USC Upstate		0 1			
												284	H	Northern Ky.		3 2			
												292	N	Niagara		3 2			
						LAST 10 GAMES													
						245 A East Tenn. St.						2 1							
						260 A USC Upstate						1 2							
						284 H Northern Ky.						1 2							
						197 H Lipscomb						2 1							
						229 H North Florida						0 3							

Non-Div. I Games: Flagler 6 0

Jacksonville

Average RPI Win:		218	WON-LOST RECORD		WINNING PCT. RANK		LAST 10 GAMES		STRENGTH OF SCHEDULE		OPP. STRENGTH OF SCHEDULE		TEAM RPI		ADJ RPI		CONF. RPI		ADJ CONF. RPI										
DIV. I ONLY			8-6-2		.5625 122		7-3-0		176		95		130		.51519 130		23		23										
DIV. I NON-CONF.			2-5-2		.33333 245		1-2-0		45		8		125		.52266 125		17		17										
TOTALS		RPI 1-25		RPI 26-50		W-L RECORDS		RPI 51-100		RPI 101-150		RPI 150+																	
8-6-2		0-3-0		0-1-0		OVERALL		1-1-1		1-0-0		6-1-1																	
7-1-1		0-1-0		0-0-0		HOME		1-0-0		1-0-0		5-0-1																	
1-4-1		0-2-0		0-1-0		AWAY		0-0-1		0-0-0		1-1-0																	
0-1-0		0-0-0		0-0-0		NEUTRAL		0-1-0		0-0-0		0-0-0																	
2-5-2		0-3-0		0-1-0		NON-CONFERENCE		1-1-1		1-0-0		0-0-1																	
2-1-1		0-1-0		0-0-0		HOME		1-0-0		1-0-0		0-0-1																	
0-3-1		0-2-0		0-0-		AWAY		0-0-1		0-0-0		0-0-0																	
0-1-0		0-0-0		0-0-0		NEUTRAL		0-1-0		0-0-0		0-0-0																	
6-1-0		0-0-0		0-0-0		CONFERENCE		0-0-0		0-0-0		6-1-0																	
5-0-0		0-0-0		0-0-0		HOME		0-0-0		0-0-0		5-0-0																	
1-1-0		0-0-0		0-0-0		AWAY		0-0-0		0-0-0		1-1-0																	
0-0-0		0-0-0		0-0-0		NEUTRAL		0-0-0		0-0-0		0-0-0																	
RPI	S	Opponent		Score		RPI	S	Opponent		Score		RPI	S	Opponent		Score													
2	A	UCLA		0	2	35	A	Pepperdine		0	2	67	A	Michigan St.		1	1	144	H	St. Mary's (CA)		1	0						
7	A	Michigan		1	3							93	H	San Diego		3	0	176	H	Fresno St.		2	1						
20	H	Portland		1	2							98	N	Southern California		1	4	185	H	UNLV		3	0						
																		228	A	Wyoming		1	2						
																		252	H	Houston		0	0						
																		263	H	Nevada		2	1						
																		288	A	Air Force		2	0						
																		295	H	Colorado St.		3	0						
																		299	H	San Jose St.		2	0						
						LAST 10 GAMES																							
						263 H Nevada						2	1	299 H San Jose St.						2	0								
						185 H UNLV						3	0	176 H Fresno St.						2	1								
						228 A Wyoming						1	2	20 H Portland						1	2								
						288 A Air Force						2	0	93 H San Diego						3	0								
						295 H Colorado St.						3	0	35 A Pepperdine						0	2								

Non-Div. I Games:

San Diego St.

Average RPI Win:		194	WON-LOST RECORD		WINNING PCT. RANK		LAST 10 GAMES		STRENGTH OF SCHEDULE		OPP. STRENGTH OF SCHEDULE		TEAM RPI		ADJ RPI		CONF. RPI		ADJ CONF. RPI				
DIV. I ONLY			5-10-1		.34375 252		2-8-0		32		129		132		.51509 131		10		10				
DIV. I NON-CONF.			4-5-1		.45 184		1-3-0		30		159		90		.54793 90		9		9				
TOTALS		RPI 1-25		RPI 26-50				W-L RECORDS				RPI 51-100				RPI 101-150				RPI 150+			
5-10-1		0-1-0		0-4-0				OVERALL				0-2-1				2-1-0				3-2-0			
3-5-1		0-0-0		0-2-0				HOME				0-1-1				2-1-0				1-1-0			
2-5-0		0-1-0		0-2-0				AWAY				0-1-0				0-0-0				2-1-0			
0-0-0		0-0-0		0-0-0				NEUTRAL				0-0-0				0-0-0				0-0-0			
4-5-1		0-1-0		0-2-0				NON-CONFERENCE				0-1-1				1-1-0				3-0-0			
2-2-1		0-0-0		0-0-0				HOME				0-1-1				1-1-0				1-0-0			
2-3-0		0-1-0		0-0-				AWAY				0-0-0				0-0-0				2-0-0			
0-0-0		0-0-0		0-0-0				NEUTRAL				0-0-0				0-0-0				0-0-0			
1-5-0		0-0-0		0-2-0				CONFERENCE				0-1-0				1-0-0				0-2-0			
1-3-0		0-0-0		0-2-0				HOME				0-0-0				1-0-0				0-1-0			
0-2-0		0-0-0		0-0-0				AWAY				0-1-0				0-0-0				0-1-0			
0-0-0		0-0-0		0-0-0				NEUTRAL				0-0-0				0-0-0				0-0-0			
RPI	S	Opponent		Score		RPI	S	Opponent		Score		RPI	S	Opponent		Score		RPI	S	Opponent		Score	
23	A	Colorado Col.		0	3	28	A	Rutgers		0	1	62	H	La Salle		0	4	109	H	Liberty		0	3
						34	H	William & Mary		0	2	75	H	Villanova		1	1	115	H	Hofstra		2	1
						37	H	James Madison		0	2	76	A	Delaware		0	1	136	H	Longwood		1	0
						49	A	Penn		0	1							175	H	Northeastern		0	1
																		200	A	UMBC		3	0
																		220	A	Towson		0	3
																		233	H	Marist		2	1
																		288	A	Air Force		1	0
LAST 10 GAMES																							
						76	A	Delaware		0	1	220	A	Towson		0	3						
						115	H	Hofstra		2	1	62	H	La Salle		0	4						
						175	H	Northeastern		0	1	288	A	Air Force		1	0						
						37	H	James Madison		0	2	23	A	Colorado Col.		0	3						
						34	H	William & Mary		0	2	49	A	Penn		0	1						

Non-Div. I Games:

Drexel

Average RPI Win:	145	WON-LOST	WINNING	LAST 10	STRENGTH OF	OPP. STRENGTH	TEAM	ADJ	CONF.	ADJ CONF.
Average RPI Loss:	114	RECORD	PCT. RANK	GAMES	SCHEDULE	OF SCHEDULE	RPI	RPI	RPI	RPI
DIV. I ONLY		6-7-1	.46429 181	3-3-1	96	98	131	.51503 132	11	11
DIV. I NON-CONF.		4-4-0	.5 148	1-0-0	76	41	104	.53882 105	11	11
<hr/>										
TOTALS	RPI 1-25	RPI 26-50		W-L RECORDS	RPI 51-100		RPI 101-150		RPI 150+	
6-7-1	0-1-0	0-0-0		OVERALL	0-2-1		4-3-0		2-1-0	
2-4-0	0-1-0	0-0-0		HOME	0-0-0		1-3-0		1-0-0	
4-3-1	0-0-0	0-0-0		AWAY	0-2-1		3-0-0		1-1-0	
0-0-0	0-0-0	0-0-0		NEUTRAL	0-0-0		0-0-0		0-0-0	
<hr/>										
4-4-0	0-1-0	0-0-0		NON-CONFERENCE	0-1-0		3-2-0		1-0-0	
1-3-0	0-1-0	0-0-0		HOME	0-0-0		0-2-0		1-0-0	
3-1-0	0-0-0	0-0-		AWAY	0-1-0		3-0-0		0-0-0	
0-0-0	0-0-0	0-0-0		NEUTRAL	0-0-0		0-0-0		0-0-0	
<hr/>										
2-3-1	0-0-0	0-0-0		CONFERENCE	0-1-1		1-1-0		1-1-0	
1-1-0	0-0-0	0-0-0		HOME	0-0-0		1-1-0		0-0-0	
1-2-1	0-0-0	0-0-0		AWAY	0-1-1		0-0-0		1-1-0	
0-0-0	0-0-0	0-0-0		NEUTRAL	0-0-0		0-0-0		0-0-0	
<hr/>										
RPI S	Opponent	Score		RPI S	Opponent	Score		RPI S	Opponent	Score
9 H	UCF	0 2						105 A	Oregon	1 0
								113 H	Portland St.	0 2
								118 A	Oregon St.	1 0
								124 H	UNC Greensboro	0 1
								135 H	Cal Poly	2 3
								141 A	Northern Ariz.	1 0
								150 H	UC Santa Barbara	1 0
								169 H	Idaho St.	4 1
								189 A	UC Davis	2 0
								236 A	UC Riverside	0 2
<hr/>										
LAST 10 GAMES										
				68 A	Long Beach St.	0 0	99 A	Cal St. Fullerton	1 2	
				189 A	UC Davis	2 0	141 A	Northern Ariz.	1 0	
				135 H	Cal Poly	2 3	83 A	Arizona	1 4	
				150 H	UC Santa Barbara	1 0	113 H	Portland St.	0 2	
				236 A	UC Riverside	0 2	169 H	Idaho St.	4 1	

Non-Div. I Games: Hawaii Pacific 1 0

Hawaii

Average RPI Win: 209		WON-LOST	WINNING	LAST 10	STRENGTH OF		OPP. STRENGTH	TEAM	ADJ	CONF.	ADJ CONF.
Average RPI Loss: 112		RECORD	PCT. RANK	GAMES	SCHEDULE		OF SCHEDULE	RPI	RPI	RPI	RPI
DIV. I ONLY		8-6-2	.5625	122	5-3-2		150	159	133	.51476	133
DIV. I NON-CONF.		3-5-0	.375	229	0-2-0		139	64	180	.48272	180
TOTALS		RPI 1-25	RPI 26-50		W-L RECORDS		RPI 51-100		RPI 101-150		RPI 150+
8-6-2		0-1-0	0-0-0		OVERALL		0-2-0		1-2-0		7-1-2
4-3-1		0-1-0	0-0-0		HOME		0-1-0		0-1-0		4-0-1
4-3-1		0-0-0	0-0-0		AWAY		0-1-0		1-1-0		3-1-1
0-0-0		0-0-0	0-0-0		NEUTRAL		0-0-0		0-0-0		0-0-0
3-5-0		0-1-0	0-0-0		NON-CONFERENCE		0-2-0		0-2-0		3-0-0
1-3-0		0-1-0	0-0-0		HOME		0-1-0		0-1-0		1-0-0
2-2-0		0-0-0	0-0-		AWAY		0-1-0		0-1-0		2-0-0
0-0-0		0-0-0	0-0-0		NEUTRAL		0-0-0		0-0-0		0-0-0
5-1-2		0-0-0	0-0-0		CONFERENCE		0-0-0		1-0-0		4-1-2
3-0-1		0-0-0	0-0-0		HOME		0-0-0		0-0-0		3-0-1
2-1-1		0-0-0	0-0-0		AWAY		0-0-0		1-0-0		1-1-1
0-0-0		0-0-0	0-0-0		NEUTRAL		0-0-0		0-0-0		0-0-0
RPI S	Opponent	Score		RPI S	Opponent	Score		RPI S	Opponent	Score	
19 H	Louisville	2	3					79 H	Purdue	3	4
								88 A	Illinois St.	2	3
								101 A	Eastern Mich.	1	0
								103 H	Milwaukee	3	4
								120 A	Marshall	0	1
								158 H	Kent St.	1	0
								163 A	Valparaiso	1	0
								164 A	Western Mich.	0	0
								187 H	Ohio	1	1
								226 A	IPFW	3	0
								239 H	Toledo	2	0
								248 H	Belmont	5	0
								259 A	Buffalo	1	0
								264 A	Akron	1	2
								281 H	Northern Ill.	2	0
				LAST 10 GAMES							
				239 H	Toledo	2	0	187 H	Ohio	1	1
				281 H	Northern Ill.	2	0	259 A	Buffalo	1	0
				101 A	Eastern Mich.	1	0	264 A	Akron	1	2
				164 A	Western Mich.	0	0	120 A	Marshall	0	1
				158 H	Kent St.	1	0	79 H	Purdue	3	4

Non-Div. I Games:

Miami (OH)

Average RPI Win: 221		WON-LOST RECORD	WINNING PCT. RANK		LAST 10 GAMES	STRENGTH OF SCHEDULE	OPP. STRENGTH OF SCHEDULE	TEAM RPI	ADJ RPI	CONF. RPI	ADJ CONF. RPI				
Average RPI Loss: 104															
DIV. I ONLY		10-5-1	.65625	67	5-4-1	245	148	134	.51364	134	12	12			
DIV. I NON-CONF.		7-2-0	.77778	44	2-1-0	268	189	118	.52869	120	12	12			
<hr/>															
TOTALS		RPI 1-25		RPI 26-50		W-L RECORDS		RPI 51-100		RPI 101-150		RPI 150+			
10-5-1	0-0-0			0-1-0	OVERALL		0-2-1		2-1-0		8-1-0				
3-2-1	0-0-0			0-1-0	HOME		0-0-1		0-1-0		3-0-0				
6-3-0	0-0-0			0-0-0	AWAY		0-2-0		2-0-0		4-1-0				
1-0-0	0-0-0			0-0-0	NEUTRAL		0-0-0		0-0-0		1-0-0				
<hr/>															
7-2-0	0-0-0			0-1-0	NON-CONFERENCE		0-1-0		1-0-0		6-0-0				
2-1-0	0-0-0			0-1-0	HOME		0-0-0		0-0-0		2-0-0				
4-1-0	0-0-0			0-0-	AWAY		0-1-0		1-0-0		3-0-0				
1-0-0	0-0-0			0-0-0	NEUTRAL		0-0-0		0-0-0		1-0-0				
<hr/>															
3-3-1	0-0-0			0-0-0	CONFERENCE		0-1-1		1-1-0		2-1-0				
1-1-1	0-0-0			0-0-0	HOME		0-0-1		0-1-0		1-0-0				
2-2-0	0-0-0			0-0-0	AWAY		0-1-0		1-0-0		1-1-0				
0-0-0	0-0-0			0-0-0	NEUTRAL		0-0-0		0-0-0		0-0-0				
<hr/>															
RPI	S	Opponent	Score	RPI	S	Opponent	Score	RPI	S	Opponent	Score	RPI	S	Opponent	Score
				27	H	Ole Miss	2 5	87	A	Alabama	0 1	120	A	Marshall	1 0
								92	H	UTEP	1 1	138	H	FIU	2 3
								100	A	Charlotte	0 1	139	A	Vanderbilt	3 1
												166	A	Middle Tenn.	0 2
												168	H	South Ala.	3 2
												171	A	Coastal Caro.	3 1
												191	H	East Carolina	3 2
												250	H	Troy	6 2
												257	A	Old Dominion	2 0
												279	A	UALR	3 1
												314	A	South Carolina St.	3 2
												321	N	Francis Marion	2 0
<hr/>															
LAST 10 GAMES															
				257	A	Old Dominion	2 0	120	A	Marshall	1 0				
				100	A	Charlotte	0 1	166	A	Middle Tenn.	0 2				
				138	H	FIU	2 3	279	A	UALR	3 1				
				191	H	East Carolina	3 2	87	A	Alabama	0 1				
				92	H	UTEP	1 1	171	A	Coastal Caro.	3 1				

Non-Div. I Games:

UAB

Average RPI Win:	200	WON-LOST	WINNING	LAST 10	STRENGTH OF	OPP. STRENGTH	TEAM	ADJ	CONF.	ADJ CONF.		
Average RPI Loss:	76	RECORD	PCT. RANK	GAMES	SCHEDULE	OF SCHEDULE	RPI	RPI	RPI	RPI		
DIV. I ONLY		9-7-0	.5625	122	5-5-0	190	106	136	.51045	135	11	11
DIV. I NON-CONF.		4-6-0	.4	215	0-4-0	220	95	216	.46046	215	11	11
<hr/>												
TOTALS	RPI 1-25	RPI 26-50		W-L RECORDS		RPI 51-100		RPI 101-150		RPI 150+		
9-7-0	0-1-0	0-1-0		OVERALL		2-3-0		1-2-0		6-0-0		
6-1-0	0-0-0	0-0-0		HOME		2-1-0		0-0-0		4-0-0		
3-6-0	0-1-0	0-1-0		AWAY		0-2-0		1-2-0		2-0-0		
0-0-0	0-0-0	0-0-0		NEUTRAL		0-0-0		0-0-0		0-0-0		
4-6-0	0-1-0	0-1-0		NON-CONFERENCE		0-2-0		0-2-0		4-0-0		
3-0-0	0-0-0	0-0-0		HOME		0-0-0		0-0-0		3-0-0		
1-6-0	0-1-0	0-0-		AWAY		0-2-0		0-2-0		1-0-0		
0-0-0	0-0-0	0-0-0		NEUTRAL		0-0-0		0-0-0		0-0-0		
5-1-0	0-0-0	0-0-0		CONFERENCE		2-1-0		1-0-0		2-0-0		
3-1-0	0-0-0	0-0-0		HOME		2-1-0		0-0-0		1-0-0		
2-0-0	0-0-0	0-0-0		AWAY		0-0-0		1-0-0		1-0-0		
0-0-0	0-0-0	0-0-0		NEUTRAL		0-0-0		0-0-0		0-0-0		
RPI S	Opponent	Score		RPI S	Opponent	Score		RPI S	Opponent	Score		
14 A	Santa Clara	0 4		40 A	Texas A&M	0 4		64 A	Baylor	0 4		
								68 H	Long Beach St.	2 0		
								73 A	Seattle	0 4		
								82 H	UC Irvine	3 4		
								99 H	Cal St. Fullerton	1 0		
								118 A	Oregon St.	0 3		
								132 A	Hawaii	3 2		
								144 A	St. Mary's (CA)	1 2		
								206 A	Cal St. Northridge	1 0		
								215 H	Loyola Marymount	3 0		
								236 H	UC Riverside	3 1		
								267 H	Sacramento St.	4 0		
								280 A	Bakersfield	5 2		
								299 H	San Jose St.	3 0		
				LAST 10 GAMES								
				236 H	UC Riverside	3 1		68 H	Long Beach St.	2 0		
				99 H	Cal St. Fullerton	1 0		14 A	Santa Clara	0 4		
				132 A	Hawaii	3 2		144 A	St. Mary's (CA)	1 2		
				206 A	Cal St. Northridge	1 0		73 A	Seattle	0 4		
				82 H	UC Irvine	3 4		118 A	Oregon St.	0 3		

Non-Div. I Games:

Cal Poly

Average RPI Win: 208		WON-LOST	WINNING	LAST 10	STRENGTH OF		OPP. STRENGTH	TEAM	ADJ	CONF.	ADJ CONF.
Average RPI Loss: 110		RECORD	PCT. RANK	GAMES	SCHEDULE		OF SCHEDULE	RPI	RPI	RPI	RPI
DIV. I ONLY		8-6-2	.5625	122	7-3-0		157	175	135	.51028	136
DIV. I NON-CONF.		1-5-2	.25	276	0-2-0		170	96	251	.43667	249
TOTALS		RPI 1-25	RPI 26-50		W-L RECORDS		RPI 51-100		RPI 101-150		RPI 150+
8-6-2		0-0-0	0-1-0		OVERALL		1-2-0		1-1-0		6-2-2
3-2-1		0-0-0	0-1-0		HOME		0-1-0		0-0-0		2-0-1
4-4-1		0-0-0	0-0-0		AWAY		0-1-0		0-1-0		4-2-1
1-0-0		0-0-0	0-0-0		NEUTRAL		1-0-0		0-0-0		0-0-0
1-5-2		0-0-0	0-1-0		NON-CONFERENCE		1-1-0		0-1-0		0-2-2
0-1-1		0-0-0	0-1-0		HOME		0-0-0		0-0-0		0-0-1
0-4-1		0-0-0	0-0-		AWAY		0-1-0		0-1-0		0-2-1
1-0-0		0-0-0	0-0-0		NEUTRAL		1-0-0		0-0-0		0-0-0
7-1-0		0-0-0	0-0-0		CONFERENCE		0-1-0		1-0-0		6-0-0
3-1-0		0-0-0	0-0-0		HOME		0-1-0		1-0-0		2-0-0
4-0-0		0-0-0	0-0-0		AWAY		0-0-0		0-0-0		4-0-0
0-0-0		0-0-0	0-0-0		NEUTRAL		0-0-0		0-0-0		0-0-0
RPI S	Opponent	Score	RPI S	Opponent	Score	RPI S	Opponent	Score	RPI S	Opponent	Score
			37 H	James Madison	0 2	74 H	Radford	0 1	131 A	Drexel	0 1
						85 N	Elon	4 3	148 H	High Point	4 2
						90 A	North Carolina St.	2 3	151 A	Richmond	0 0
									157 A	Saint Joseph's	1 5
									171 H	Coastal Caro.	1 0
									172 A	UNC Wilmington	2 4
									174 A	Winthrop	3 0
									183 A	Presbyterian	2 0
									276 H	Charleston So.	3 1
									283 H	Howard	0 0
									304 A	Gardner-Webb	3 0
									319 A	VMI	3 0
LAST 10 GAMES											
			276 H	Charleston So.	3 1	319 A	VMI	3 0			
			183 A	Presbyterian	2 0	174 A	Winthrop	3 0			
			304 A	Gardner-Webb	3 0	171 H	Coastal Caro.	1 0			
			148 H	High Point	4 2	37 H	James Madison	0 2			
			74 H	Radford	0 1	172 A	UNC Wilmington	2 4			

Non-Div. I Games:

Longwood

Average RPI Win: 245		WON-LOST	WINNING	LAST 10	STRENGTH OF		OPP. STRENGTH	TEAM	ADJ	CONF.	ADJ CONF.
Average RPI Loss: 145		RECORD	PCT. RANK	GAMES	SCHEDULE		OF SCHEDULE	RPI	RPI	RPI	RPI
DIV. I ONLY		7-3-4	.64286	77	6-1-3		227	208	137	.51022	137
DIV. I NON-CONF.		4-2-1	.64286	94	3-0-0		301	259	205	.4666	205
TOTALS		RPI 1-25	RPI 26-50		W-L RECORDS		RPI 51-100		RPI 101-150		RPI 150+
7-3-4	0-0-0	0-0-0		OVERALL		0-1-1		0-0-2		7-2-1	
4-1-1	0-0-0	0-0-0		HOME		0-0-0		0-0-1		4-1-0	
3-2-3	0-0-0	0-0-0		AWAY		0-1-1		0-0-1		3-1-1	
0-0-0	0-0-0	0-0-0		NEUTRAL		0-0-0		0-0-0		0-0-0	
4-2-1	0-0-0	0-0-0		NON-CONFERENCE		0-0-0		0-0-0		4-2-1	
2-1-0	0-0-0	0-0-0		HOME		0-0-0		0-0-0		2-1-0	
2-1-1	0-0-0	0-0-		AWAY		0-0-0		0-0-0		2-1-1	
0-0-0	0-0-0	0-0-0		NEUTRAL		0-0-0		0-0-0		0-0-0	
3-1-3	0-0-0	0-0-0		CONFERENCE		0-1-1		0-0-2		3-0-0	
2-0-1	0-0-0	0-0-0		HOME		0-0-0		0-0-1		2-0-0	
1-1-2	0-0-0	0-0-0		AWAY		0-1-1		0-0-1		1-0-0	
0-0-0	0-0-0	0-0-0		NEUTRAL		0-0-0		0-0-0		0-0-0	
RPI S	Opponent	Score	RPI S	Opponent	Score	RPI S	Opponent	Score	RPI S	Opponent	Score
						85 A	Elon	1 1	124 H	UNC Greensboro	0 0
						89 A	Samford	1 2	128 A	Appalachian St.	0 0
									159 A	Western Caro.	1 0
									171 H	Coastal Caro.	0 2
									174 A	Winthrop	0 1
									183 A	Presbyterian	2 1
									193 H	Citadel	2 0
									253 H	UNC Asheville	1 0
									260 A	USC Upstate	0 0
									302 H	Chattanooga	5 1
									304 A	Gardner-Webb	2 1
									321 H	Francis Marion	3 0
LAST 10 GAMES											
						159 A	Western Caro.	1 0	89 A	Samford	1 2
						128 A	Appalachian St.	0 0	193 H	Citadel	2 0
						124 H	UNC Greensboro	0 0	321 H	Francis Marion	3 0
						85 A	Elon	1 1	304 A	Gardner-Webb	2 1
						302 H	Chattanooga	5 1	183 A	Presbyterian	2 1

Non-Div. I Games:

Wofford

Average RPI Win:		198	WON-LOST RECORD		WINNING PCT. RANK		LAST 10 GAMES		STRENGTH OF SCHEDULE		OPP. STRENGTH OF SCHEDULE		TEAM RPI		ADJ RPI		CONF. RPI		ADJ CONF. RPI		
DIV. I ONLY		6-9-0		.4	222	4-6-0		65		131		139		.50926	138	12		12			
DIV. I NON-CONF.		2-6-0		.25	276	0-3-0		42		151		169		.48845	168	12		12			
TOTALS		RPI 1-25		RPI 26-50		W-L RECORDS		RPI 51-100		RPI 101-150		RPI 150+									
6-9-0		0-2-0		0-0-0		OVERALL		0-5-0		2-1-0		4-1-0									
3-5-0		0-1-0		0-0-0		HOME		0-3-0		1-0-0		2-1-0									
3-4-0		0-1-0		0-0-0		AWAY		0-2-0		1-1-0		2-0-0									
0-0-0		0-0-0		0-0-0		NEUTRAL		0-0-0		0-0-0		0-0-0									
2-6-0		0-1-0		0-0-0		NON-CONFERENCE		0-4-0		0-1-0		2-0-0									
1-3-0		0-1-0		0-0-0		HOME		0-2-0		0-0-0		1-0-0									
1-3-0		0-0-0		0-0-		AWAY		0-2-0		0-1-0		1-0-0									
0-0-0		0-0-0		0-0-0		NEUTRAL		0-0-0		0-0-0		0-0-0									
4-3-0		0-1-0		0-0-0		CONFERENCE		0-1-0		2-0-0		2-1-0									
2-2-0		0-0-0		0-0-0		HOME		0-1-0		1-0-0		1-1-0									
2-1-0		0-1-0		0-0-0		AWAY		0-0-0		1-0-0		1-0-0									
0-0-0		0-0-0		0-0-0		NEUTRAL		0-0-0		0-0-0		0-0-0									
RPI	S	Opponent		Score		RPI	S	Opponent		Score		RPI	S	Opponent		Score					
16	H	Florida		0	4			57	A	Illinois		0	4	129	A	Jacksonville		1	2		
23	A	Colorado Col.		0	3			78	H	FGCU		1	2	134	A	UAB		3	2		
								83	H	Arizona		2	4	143	H	Rice		5	2		
								84	A	Dayton		0	4	179	A	Louisiana Tech		3	2		
								100	H	Charlotte		0	2	191	H	East Carolina		1	2		
														224	A	Stetson		2	0		
														249	H	Cleveland St.		2	0		
														257	H	Old Dominion		4	0		
LAST 10 GAMES																					
143 H Rice						5	2	257 H Old Dominion						4	0						
191 H East Carolina						1	2	100 H Charlotte						0	2						
134 A UAB						3	2	129 A Jacksonville						1	2						
179 A Louisiana Tech						3	2	57 A Illinois						0	4						
23 A Colorado Col.						0	3	84 A Dayton						0	4						

Non-Div. I Games:

FIU

Average RPI Win:	140	WON-LOST RECORD	WINNING PCT. RANK	LAST 10 GAMES	STRENGTH OF SCHEDULE	OPP. STRENGTH OF SCHEDULE	TEAM RPI	ADJ RPI	CONF. RPI	ADJ CONF. RPI	
Average RPI Loss:	72										
DIV. I ONLY	4-9-3	.34375	252	2-7-1	70	51	150	.50889	139	4	4
DIV. I NON-CONF.	3-3-2	.5	148	1-1-0	83	58	110	.54006	104	4	4
<hr/>											
TOTALS	RPI 1-25	RPI 26-50		W-L RECORDS	RPI 51-100		RPI 101-150		RPI 150+		
4-9-3	0-0-0	1-4-1		OVERALL	1-3-0		0-2-2		2-0-0		
2-5-2	0-0-0	0-2-1		HOME	0-1-0		0-2-1		2-0-0		
2-4-0	0-0-0	1-2-0		AWAY	1-2-0		0-0-0		0-0-0		
0-0-1	0-0-0	0-0-0		NEUTRAL	0-0-0		0-0-1		0-0-0		
<hr/>											
3-3-2	0-0-0	1-0-1		NON-CONFERENCE	1-1-0		0-2-1		1-0-0		
1-2-1	0-0-0	0-0-1		HOME	0-0-0		0-2-0		1-0-0		
2-1-0	0-0-0	1-0-		AWAY	1-1-0		0-0-0		0-0-0		
0-0-1	0-0-0	0-0-0		NEUTRAL	0-0-0		0-0-1		0-0-0		
<hr/>											
1-6-1	0-0-0	0-4-0		CONFERENCE	0-2-0		0-0-1		1-0-0		
1-3-1	0-0-0	0-2-0		HOME	0-1-0		0-0-1		1-0-0		
0-3-0	0-0-0	0-2-0		AWAY	0-1-0		0-0-0		0-0-0		
0-0-0	0-0-0	0-0-0		NEUTRAL	0-0-0		0-0-0		0-0-0		
<hr/>											
RPI S	Opponent	Score	RPI S	Opponent	Score	RPI S	Opponent	Score	RPI S	Opponent	Score
			26 H	Kentucky	1 2	63 H	LSU	1 2	102 H	Missouri	1 1
			27 A	Ole Miss	0 1	71 A	Memphis	2 1	103 N	Milwaukee	4 4
			33 A	Wisconsin	4 3	87 A	Alabama	2 5	134 H	UAB	1 3
			36 H	Arkansas	4 5	89 A	Samford	2 3	143 H	Rice	2 3
			40 A	Texas A&M	0 3				213 H	Mississippi St.	5 3
			41 H	Oklahoma St.	2 2				242 H	Georgia St.	4 0
<hr/>											
LAST 10 GAMES											
			213 H	Mississippi St.	5 3	40 A	Texas A&M	0 3			
			36 H	Arkansas	4 5	87 A	Alabama	2 5			
			27 A	Ole Miss	0 1	63 H	LSU	1 2			
			26 H	Kentucky	1 2	242 H	Georgia St.	4 0			
			102 H	Missouri	1 1	89 A	Samford	2 3			

Non-Div. I Games:

Vanderbilt

Average RPI Win:	254	WON-LOST	WINNING	LAST 10	STRENGTH OF	OPP. STRENGTH	TEAM	ADJ	CONF.	ADJ CONF.	
Average RPI Loss:	133	RECORD	PCT. RANK	GAMES	SCHEDULE	OF SCHEDULE	RPI	RPI	RPI	RPI	
DIV. I ONLY	7-4-3	.60714	92	5-2-3	192	205	138	.50806	140	8	8
DIV. I NON-CONF.	7-2-1	.75	51	5-0-1	283	261	142	.50663	144	10	10
<hr/>											
TOTALS	RPI 1-25	RPI 26-50		W-L RECORDS	RPI 51-100		RPI 101-150		RPI 150+		
7-4-3	0-0-0	0-2-0		OVERALL	0-0-2		1-0-0		6-2-1		
4-2-1	0-0-0	0-2-0		HOME	0-0-1		1-0-0		3-0-0		
3-1-2	0-0-0	0-0-0		AWAY	0-0-1		0-0-0		3-1-1		
0-1-0	0-0-0	0-0-0		NEUTRAL	0-0-0		0-0-0		0-1-0		
<hr/>											
7-2-1	0-0-0	0-1-0		NON-CONFERENCE	0-0-0		1-0-0		6-1-1		
4-1-0	0-0-0	0-1-0		HOME	0-0-0		1-0-0		3-0-0		
3-0-1	0-0-0	0-0-		AWAY	0-0-0		0-0-0		3-0-1		
0-1-0	0-0-0	0-0-0		NEUTRAL	0-0-0		0-0-0		0-1-0		
<hr/>											
0-2-2	0-0-0	0-1-0		CONFERENCE	0-0-2		0-0-0		0-1-0		
0-1-1	0-0-0	0-1-0		HOME	0-0-1		0-0-0		0-0-0		
0-1-1	0-0-0	0-0-0		AWAY	0-0-1		0-0-0		0-1-0		
0-0-0	0-0-0	0-0-0		NEUTRAL	0-0-0		0-0-0		0-0-0		
<hr/>											
RPI S	Opponent	Score	RPI S	Opponent	Score	RPI S	Opponent	Score	RPI S	Opponent	Score
			44 H	Monmouth	0 2	70 H	Brown	0 0	149 H	Fairleigh Dickinson	2 0
			49 H	Penn	0 1	97 A	Princeton	3 3	155 A	Cornell	0 2
						221 H	Lafayette	3 2			
						229 A	North Florida	2 2			
						265 H	NJIT	2 0			
						272 H	LIU Brooklyn	3 0			
						275 A	Sacred Heart	1 0			
						282 N	Fla. Atlantic	1 2			
						289 A	Manhattan	3 2			
						308 A	Albany (NY)	3 0			
<hr/>											
			LAST 10 GAMES								
			97 A	Princeton	3 3	272 H	LIU Brooklyn	3 0			
			221 H	Lafayette	3 2	155 A	Cornell	0 2			
			49 H	Penn	0 1	149 H	Fairleigh Dickinson	2 0			
			265 H	NJIT	2 0	308 A	Albany (NY)	3 0			
			70 H	Brown	0 0	229 A	North Florida	2 2			

Non-Div. I Games:

Columbia

Average RPI Win: 221		WON-LOST	WINNING	LAST 10	STRENGTH OF		OPP. STRENGTH	TEAM	ADJ	CONF.	ADJ CONF.
Average RPI Loss: 113		RECORD	PCT. RANK	GAMES	SCHEDULE		OF SCHEDULE	RPI	RPI	RPI	RPI
DIV. I ONLY		9-4-3	.65625	67	5-4-1		257	185	141	.50805	141
DIV. I NON-CONF.		4-2-3	.61111	106	0-2-1		279	184	181	.48262	181
TOTALS		RPI 1-25	RPI 26-50		W-L RECORDS		RPI 51-100		RPI 101-150		RPI 150+
9-4-3	0-0-0	0-0-0		OVERALL		1-1-0		1-3-0		7-0-3	
5-3-2	0-0-0	0-0-0		HOME		0-1-0		1-2-0		4-0-2	
4-1-1	0-0-0	0-0-0		AWAY		1-0-0		0-1-0		3-0-1	
0-0-0	0-0-0	0-0-0		NEUTRAL		0-0-0		0-0-0		0-0-0	
4-2-3	0-0-0	0-0-0		NON-CONFERENCE		1-1-0		0-1-0		3-0-3	
2-2-2	0-0-0	0-0-0		HOME		0-1-0		0-1-0		2-0-2	
2-0-1	0-0-0	0-0-		AWAY		1-0-0		0-0-0		1-0-1	
0-0-0	0-0-0	0-0-0		NEUTRAL		0-0-0		0-0-0		0-0-0	
5-2-0	0-0-0	0-0-0		CONFERENCE		0-0-0		1-2-0		4-0-0	
3-1-0	0-0-0	0-0-0		HOME		0-0-0		1-1-0		2-0-0	
2-1-0	0-0-0	0-0-0		AWAY		0-0-0		0-1-0		2-0-0	
0-0-0	0-0-0	0-0-0		NEUTRAL		0-0-0		0-0-0		0-0-0	
RPI S	Opponent	Score	RPI S	Opponent	Score	RPI S	Opponent	Score	RPI S	Opponent	Score
						68 A	Long Beach St.	1 0	113 A	Portland St.	1 2
						92 H	UTEP	3 4	114 H	Weber St.	1 2
									132 H	Hawaii	0 1
									146 H	Northern Colo.	1 0
									169 H	Idaho St.	2 1
									185 H	UNLV	0 0
									218 H	Lamar	3 2
									227 A	Southern Utah	3 2
									236 A	UC Riverside	1 1
									267 A	Sacramento St.	3 0
									280 A	Bakersfield	1 0
									295 H	Colorado St.	1 1
									305 H	Grand Canyon	1 0
									309 H	North Dakota	2 0
LAST 10 GAMES											
						309 H	North Dakota	2 0	169 H	Idaho St.	2 1
						146 H	Northern Colo.	1 0	227 A	Southern Utah	3 2
						113 A	Portland St.	1 2	132 H	Hawaii	0 1
						267 A	Sacramento St.	3 0	92 H	UTEP	3 4
						114 H	Weber St.	1 2	295 H	Colorado St.	1 1

Non-Div. I Games:

Northern Ariz.

Average RPI Win:	196	WON-LOST	WINNING	LAST 10	STRENGTH OF	OPP. STRENGTH	TEAM	ADJ	CONF.	ADJ CONF.		
Average RPI Loss:	76	RECORD	PCT. RANK	GAMES	SCHEDULE	OF SCHEDULE	RPI	RPI	RPI	RPI		
DIV. I ONLY		5-8-3	.40625	210	2-7-1	75	121	144	.50754	142	5	5
DIV. I NON-CONF.		3-3-3	.5	148	0-2-1	148	218	153	.4979	150	5	5
<hr/>												
TOTALS	RPI 1-25	RPI 26-50		W-L RECORDS		RPI 51-100		RPI 101-150		RPI 150+		
5-8-3	0-1-0	1-0-0		OVERALL		0-4-1		1-3-0		3-0-2		
3-5-2	0-1-0	1-0-0		HOME		0-2-0		1-2-0		1-0-2		
2-3-1	0-0-0	0-0-0		AWAY		0-1-1		0-1-0		2-0-0		
0-0-0	0-0-0	0-0-0		NEUTRAL		0-0-0		0-0-0		0-0-0		
<hr/>												
3-3-3	0-0-0	0-0-0		NON-CONFERENCE		0-2-1		0-1-0		3-0-2		
1-2-2	0-0-0	0-0-0		HOME		0-1-0		0-1-0		1-0-2		
2-1-1	0-0-0	0-0-		AWAY		0-1-1		0-0-0		2-0-0		
0-0-0	0-0-0	0-0-0		NEUTRAL		0-0-0		0-0-0		0-0-0		
<hr/>												
2-5-0	0-1-0	1-0-0		CONFERENCE		0-2-0		1-2-0		0-0-0		
2-3-0	0-1-0	1-0-0		HOME		0-1-0		1-1-0		0-0-0		
0-2-0	0-0-0	0-0-0		AWAY		0-1-0		0-1-0		0-0-0		
0-0-0	0-0-0	0-0-0		NEUTRAL		0-0-0		0-0-0		0-0-0		
<hr/>												
RPI	S	Opponent	Score	RPI	S	Opponent	Score	RPI	S	Opponent	Score	
6	H	Georgetown	1 2	50	H	DePaul	1 0	56	H	St. John's (NY)	2 3	
								60	A	Boston U.	0 1	
								66	A	Butler	1 2	
								81	A	Harvard	1 1	
								84	H	Dayton	0 3	
								107	H	Creighton	2 3	
								112	A	Seton Hall	0 1	
								117	H	Cincinnati	0 3	
								123	H	Xavier	2 1	
								198	H	Massachusetts	1 1	
								230	H	Fordham	2 2	
256	A	New Hampshire	4 1									
258	H	Vermont	3 0									
291	A	Rhode Island	3 0									
				LAST 10 GAMES								
				56	H	St. John's (NY)	2 3	50	H	DePaul	1 0	
				123	H	Xavier	2 1	112	A	Seton Hall	0 1	
				66	A	Butler	1 2	117	H	Cincinnati	0 3	
				6	H	Georgetown	1 2	230	H	Fordham	2 2	
				107	H	Creighton	2 3	60	A	Boston U.	0 1	

Non-Div. I Games:

Providence

Average RPI Win: 149		WON-LOST	WINNING	LAST 10	STRENGTH OF SCHEDULE	OPP. STRENGTH OF SCHEDULE	TEAM RPI	ADJ RPI		CONF. RPI	ADJ CONF. RPI
Average RPI Loss: 110		RECORD	PCT. RANK	GAMES							
DIV. I ONLY		5-7-2	.42857	203	86	113	142	.50744	143	12	12
DIV. I NON-CONF.		2-3-2	.42857	204	111	142	148	.49896	149	12	12
TOTALS		RPI 1-25	RPI 26-50		W-L RECORDS		RPI 51-100		RPI 101-150		RPI 150+
5-7-2	0-1-0	0-1-0		OVERALL		2-2-0		1-1-1		2-2-1	
2-4-0	0-1-0	0-1-0		HOME		1-2-0		0-0-0		1-0-0	
3-3-2	0-0-0	0-0-0		AWAY		1-0-0		1-1-1		1-2-1	
0-0-0	0-0-0	0-0-0		NEUTRAL		0-0-0		0-0-0		0-0-0	
2-3-2	0-0-0	0-1-0		NON-CONFERENCE		0-1-0		1-0-1		1-1-1	
1-2-0	0-0-0	0-1-0		HOME		0-1-0		0-0-0		1-0-0	
1-1-2	0-0-0	0-0-		AWAY		0-0-0		1-0-1		0-1-1	
0-0-0	0-0-0	0-0-0		NEUTRAL		0-0-0		0-0-0		0-0-0	
3-4-0	0-1-0	0-0-0		CONFERENCE		2-1-0		0-1-0		1-1-0	
1-2-0	0-1-0	0-0-0		HOME		1-1-0		0-0-0		0-0-0	
2-2-0	0-0-0	0-0-0		AWAY		1-0-0		0-1-0		1-1-0	
0-0-0	0-0-0	0-0-0		NEUTRAL		0-0-0		0-0-0		0-0-0	
RPI S	Opponent	Score		RPI S	Opponent	Score		RPI S	Opponent	Score	
23 H	Colorado Col.	3	4	42 H	Stephen F. Austin	0	1	63 H	LSU	0	1
								86 H	Tulsa	0	1
								91 H	North Texas	4	0
								92 A	UTEP	2	1
								111 A	Western Ky.	0	0
								138 A	FIU	2	5
								139 A	Vanderbilt	3	2
								204 A	Southern Miss.	3	0
								205 A	UTSA	0	2
								209 A	Texas St.	0	0
								211 A	New Mexico	0	3
								218 H	Lamar	5	3
LAST 10 GAMES											
138 A	FIU	2	5	205 A	UTSA	0	2				
23 H	Colorado Col.	3	4	92 A	UTEP	2	1				
204 A	Southern Miss.	3	0	63 H	LSU	0	1				
86 H	Tulsa	0	1	218 H	Lamar	5	3				
91 H	North Texas	4	0	209 A	Texas St.	0	0				

Non-Div. I Games:

Rice

Average RPI Win:		203	WON-LOST RECORD		WINNING PCT. RANK		LAST 10 GAMES		STRENGTH OF SCHEDULE		OPP. STRENGTH OF SCHEDULE		TEAM RPI		ADJ RPI		CONF. RPI		ADJ CONF. RPI				
Average RPI Loss:		81																					
DIV. I ONLY			5-9-0		.35714	246		4-6-0		55		104		143		.50727		144		9		9	
DIV. I NON-CONF.			4-7-0		.36364	238		3-4-0		39		98		123		.52383		123		8		8	
TOTALS		RPI 1-25		RPI 26-50		W-L RECORDS		RPI 51-100		RPI 101-150		RPI 150+											
5-9-0		0-6-0		0-0-0		OVERALL		0-0-0		1-1-0		4-2-0											
4-3-0		0-1-0		0-0-0		HOME		0-0-0		1-0-0		3-2-0											
0-6-0		0-5-0		0-0-0		AWAY		0-0-0		0-1-0		0-0-0											
1-0-0		0-0-0		0-0-0		NEUTRAL		0-0-0		0-0-0		1-0-0											
4-7-0		0-5-0		0-0-0		NON-CONFERENCE		0-0-0		1-1-0		3-1-0											
3-1-0		0-0-0		0-0-0		HOME		0-0-0		1-0-0		2-1-0											
0-6-0		0-5-0		0-0-		AWAY		0-0-0		0-1-0		0-0-0											
1-0-0		0-0-0		0-0-0		NEUTRAL		0-0-0		0-0-0		1-0-0											
1-2-0		0-1-0		0-0-0		CONFERENCE		0-0-0		0-0-0		1-1-0											
1-2-0		0-1-0		0-0-0		HOME		0-0-0		0-0-0		1-1-0											
0-0-0		0-0-0		0-0-0		AWAY		0-0-0		0-0-0		0-0-0											
0-0-0		0-0-0		0-0-0		NEUTRAL		0-0-0		0-0-0		0-0-0											
RPI	S	Opponent		Score		RPI	S	Opponent		Score		RPI	S	Opponent		Score							
5	A	Marquette		0	3							130	A	San Diego St.		0	1						
13	A	Stanford		0	5							135	H	Cal Poly		2	1						
14	H	Santa Clara		0	4							173	H	San Francisco		1	0						
18	A	Denver		0	2							190	N	Loyola Chicago		3	0						
21	A	California		2	4							211	H	New Mexico		1	0						
25	A	Colorado		0	2							231	H	Lehigh		0	2						
												273	H	Pacific		0	1						
												305	H	Grand Canyon		3	0						
				LAST 10 GAMES																			
		14 H Santa Clara		0	4	13		A	Stanford		0	5											
		273 H Pacific		0	1	231		H	Lehigh		0	2											
		173 H San Francisco		1	0	211		H	New Mexico		1	0											
		135 H Cal Poly		2	1	190		N	Loyola Chicago		3	0											
		21 A California		2	4	5		A	Marquette		0	3											

Non-Div. I Games:

St. Mary's (CA)

Average RPI Win: 272		WON-LOST	WINNING	LAST 10	STRENGTH OF		OPP. STRENGTH	TEAM	ADJ	CONF.	ADJ CONF.						
Average RPI Loss: 130		RECORD	PCT. RANK	GAMES	SCHEDULE		OF SCHEDULE	RPI	RPI	RPI	RPI						
DIV. I ONLY		9-4-1	.67857	59	4-4-0		238	295	140	.5065	145	15	15				
DIV. I NON-CONF.		6-0-1	.92857	10	1-0-0		273	327	94	.54266	98	18	20				

TOTALS		RPI 1-25		RPI 26-50		W-L RECORDS		RPI 51-100		RPI 101-150		RPI 150+					
9-4-1		0-0-0		0-1-0		OVERALL		0-1-0		0-0-0		9-2-1					
4-1-1		0-0-0		0-0-0		HOME		0-0-0		0-0-0		4-1-1					
5-3-0		0-0-0		0-1-0		AWAY		0-1-0		0-0-0		5-1-0					
0-0-0		0-0-0		0-0-0		NEUTRAL		0-0-0		0-0-0		0-0-0					
6-0-1		0-0-0		0-0-0		NON-CONFERENCE		0-0-0		0-0-0		6-0-1					
3-0-1		0-0-0		0-0-0		HOME		0-0-0		0-0-0		3-0-1					
3-0-0		0-0-0		0-0-		AWAY		0-0-0		0-0-0		3-0-0					
0-0-0		0-0-0		0-0-0		NEUTRAL		0-0-0		0-0-0		0-0-0					
3-4-0		0-0-0		0-1-0		CONFERENCE		0-1-0		0-0-0		3-2-0					
1-1-0		0-0-0		0-0-0		HOME		0-0-0		0-0-0		1-1-0					
2-3-0		0-0-0		0-1-0		AWAY		0-1-0		0-0-0		2-1-0					
0-0-0		0-0-0		0-0-0		NEUTRAL		0-0-0		0-0-0		0-0-0					
RPI	S	Opponent		Score		RPI	S	Opponent		Score		RPI	S	Opponent		Score	
						42	A	Stephen F. Austin		1 4		65	A	Oral Roberts		1 3	
												160	A	La.-Lafayette		2 1	
												168	H	South Ala.		1 1	
												196	A	Northwestern St.		0 3	
												210	A	Central Ark.		2 1	
												218	H	Lamar		1 2	
												266	H	McNeese St.		3 0	
												268	A	La.-Monroe		3 2	
												298	A	A&M-Corpus Christi		2 1	
												303	A	Prairie View		2 1	
												306	H	Southern U.		8 1	
												318	H	Mississippi Val.		5 1	
												322	H	Alcorn		6 0	

LAST 10 GAMES																	
						42	A	Stephen F. Austin		1 4		298	A	A&M-Corpus Christi		2 1	
						196	A	Northwestern St.		0 3		266	H	McNeese St.		3 0	
						210	A	Central Ark.		2 1		322	H	Alcorn		6 0	
						65	A	Oral Roberts		1 3		160	A	La.-Lafayette		2 1	
						218	H	Lamar		1 2		318	H	Mississippi Val.		5 1	

Non-Div. I Games: Incarnate Word 2 4 Abilene Christian 3 1

Nicholls St.

Average RPI Win: 249		WON-LOST	WINNING	LAST 10	STRENGTH OF		OPP. STRENGTH	TEAM	ADJ	CONF.	ADJ CONF.
Average RPI Loss: 81		RECORD	PCT. RANK	GAMES	SCHEDULE		OF SCHEDULE	RPI	RPI	RPI	RPI
DIV. I ONLY		8-5-3	.59375	106	6-2-2		186	221	145	.50587	146
DIV. I NON-CONF.		4-3-2	.55556	136	2-0-1		117	178	121	.52517	121
TOTALS		RPI 1-25	RPI 26-50		W-L RECORDS		RPI 51-100		RPI 101-150		RPI 150+
8-5-3		0-2-0	0-0-0		OVERALL		0-0-0		1-3-0		7-0-3
3-0-1		0-0-0	0-0-0		HOME		0-0-0		0-0-0		3-0-1
4-3-1		0-0-0	0-0-0		AWAY		0-0-0		0-3-0		4-0-1
1-2-1		0-2-0	0-0-0		NEUTRAL		0-0-0		1-0-0		0-0-1
4-3-2		0-2-0	0-0-0		NON-CONFERENCE		0-0-0		1-1-0		3-0-2
1-0-1		0-0-0	0-0-0		HOME		0-0-0		0-0-0		1-0-1
2-1-0		0-0-0	0-0-		AWAY		0-0-0		0-1-0		2-0-0
1-2-1		0-2-0	0-0-0		NEUTRAL		0-0-0		1-0-0		0-0-1
4-2-1		0-0-0	0-0-0		CONFERENCE		0-0-0		0-2-0		4-0-1
2-0-0		0-0-0	0-0-0		HOME		0-0-0		0-0-0		2-0-0
2-2-1		0-0-0	0-0-0		AWAY		0-0-0		0-2-0		2-0-1
0-0-0		0-0-0	0-0-0		NEUTRAL		0-0-0		0-0-0		0-0-0
RPI S	Opponent	Score		RPI S	Opponent	Score		RPI S	Opponent	Score	
18 N	Denver	0	3					107 A	Creighton	1	4
25 N	Colorado	0	3					108 N	Stony Brook	1	0
								113 A	Portland St.	1	3
								141 A	Northern Ariz.	0	1
								185 N	UNLV	1	1
								227 A	Southern Utah	2	1
								228 A	Wyoming	1	0
								261 H	Montana	4	0
								267 A	Sacramento St.	0	0
								271 A	Neb. Omaha	4	0
								278 H	New Mexico St.	0	0
								288 H	Air Force	1	0
								297 H	Eastern Wash.	2	1
								309 A	North Dakota	2	1
				LAST 10 GAMES							
				227 A	Southern Utah	2	1	267 A	Sacramento St.	0	0
				141 A	Northern Ariz.	0	1	113 A	Portland St.	1	3
				261 H	Montana	4	0	108 N	Stony Brook	1	0
				297 H	Eastern Wash.	2	1	185 N	UNLV	1	1
				309 A	North Dakota	2	1	228 A	Wyoming	1	0

Non-Div. I Games:

Northern Colo.

Average RPI Win: 239		WON-LOST RECORD		WINNING PCT. RANK		LAST 10 GAMES		STRENGTH OF SCHEDULE		OPP. STRENGTH OF SCHEDULE		TEAM RPI		ADJ RPI		CONF. RPI		ADJ CONF. RPI	
DIV. I ONLY		10-5-1		.65625 67		7-2-1		241		266		146		.50552 147		29		29	
DIV. I NON-CONF.		4-4-0		.5 148		1-1-0		157		206		157		.49457 157		30		30	
TOTALS		RPI 1-25		RPI 26-50		W-L RECORDS		RPI 51-100		RPI 101-150		RPI 150+							
10-5-1		0-0-0		0-1-0		OVERALL		1-0-0		0-1-0		9-3-1							
7-0-1		0-0-0		0-0-0		HOME		1-0-0		0-0-0		6-0-1							
3-5-0		0-0-0		0-1-0		AWAY		0-0-0		0-1-0		3-3-0							
0-0-0		0-0-0		0-0-0		NEUTRAL		0-0-0		0-0-0		0-0-0							
4-4-0		0-0-0		0-0-0		NON-CONFERENCE		1-0-0		0-1-0		3-3-0							
3-0-0		0-0-0		0-0-0		HOME		1-0-0		0-0-0		2-0-0							
1-4-0		0-0-0		0-0-		AWAY		0-0-0		0-1-0		1-3-0							
0-0-0		0-0-0		0-0-0		NEUTRAL		0-0-0		0-0-0		0-0-0							
6-1-1		0-0-0		0-1-0		CONFERENCE		0-0-0		0-0-0		6-0-1							
4-0-1		0-0-0		0-0-0		HOME		0-0-0		0-0-0		4-0-1							
2-1-0		0-0-0		0-1-0		AWAY		0-0-0		0-0-0		2-0-0							
0-0-0		0-0-0		0-0-0		NEUTRAL		0-0-0		0-0-0		0-0-0							
RPI	S	Opponent	Score	RPI	S	Opponent	Score	RPI	S	Opponent	Score	RPI	S	Opponent	Score				
				44	A	Monmouth	0 2	94	H	Yale	1 0	108	A	Stony Brook	0 2				
												153	A	Hartford	2 1				
												180	A	Wagner	1 2				
												182	H	American	1 0				
												222	A	Army	0 1				
												233	H	Marist	2 1				
												235	H	Iona	2 0				
												244	A	Central Conn. St.	1 3				
												274	H	Quinnipiac	0 0				
												277	H	Holy Cross	2 1				
												289	H	Manhattan	2 0				
												292	H	Niagara	4 0				
												313	A	Canisius	6 1				
												320	A	Saint Peter's	4 0				
				LAST 10 GAMES															
				292	H	Niagara	4 0	274	H	Quinnipiac	0 0								
				235	H	Iona	2 0	233	H	Marist	2 1								
				313	A	Canisius	6 1	320	A	Saint Peter's	4 0								
				289	H	Manhattan	2 0	94	H	Yale	1 0								
				44	A	Monmouth	0 2	244	A	Central Conn. St.	1 3								

Non-Div. I Games:

Fairfield

Average RPI Win:	223	WON-LOST	WINNING	LAST 10	STRENGTH OF	OPP. STRENGTH	TEAM	ADJ	CONF.	ADJ CONF.	
Average RPI Loss:	89	RECORD	PCT. RANK	GAMES	SCHEDULE	OF SCHEDULE	RPI	RPI	RPI	RPI	
DIV. I ONLY	5-9-1	.36667	243	5-4-1	37	191	147	.50498	148	22	22
DIV. I NON-CONF.	2-5-0	.28571	264	2-0-0	7	111	112	.53319	112	26	26
<hr/>											
TOTALS	RPI 1-25	RPI 26-50		W-L RECORDS		RPI 51-100		RPI 101-150		RPI 150+	
5-9-1	0-1-0	0-1-0		OVERALL		0-3-0		1-3-0		4-1-1	
4-3-0	0-0-0	0-0-0		HOME		0-1-0		1-1-0		3-1-0	
1-6-1	0-1-0	0-1-0		AWAY		0-2-0		0-2-0		1-0-1	
0-0-0	0-0-0	0-0-0		NEUTRAL		0-0-0		0-0-0		0-0-0	
<hr/>											
2-5-0	0-1-0	0-1-0		NON-CONFERENCE		0-2-0		1-1-0		1-0-0	
2-1-0	0-0-0	0-0-0		HOME		0-0-0		1-1-0		1-0-0	
0-4-0	0-1-0	0-0-		AWAY		0-2-0		0-0-0		0-0-0	
0-0-0	0-0-0	0-0-0		NEUTRAL		0-0-0		0-0-0		0-0-0	
<hr/>											
3-4-1	0-0-0	0-0-0		CONFERENCE		0-1-0		0-2-0		3-1-1	
2-2-0	0-0-0	0-0-0		HOME		0-1-0		0-0-0		2-1-0	
1-2-1	0-0-0	0-0-0		AWAY		0-0-0		0-2-0		1-0-1	
0-0-0	0-0-0	0-0-0		NEUTRAL		0-0-0		0-0-0		0-0-0	
<hr/>											
RPI S	Opponent	Score		RPI S	Opponent	Score		RPI S	Opponent	Score	
10 A	Virginia Tech	1	7	34 A	William & Mary	0	3	59 A	Navy	1	4
								74 H	Radford	1	2
								85 A	Elon	0	5
								109 A	Liberty	0	2
								124 H	UNC Greensboro	1	3
								128 H	Appalachian St.	2	1
								136 A	Longwood	2	4
								171 H	Coastal Caro.	3	2
								174 H	Winthrop	1	2
								191 H	East Carolina	1	0
								253 A	UNC Asheville	1	1
								304 A	Gardner-Webb	1	0
								319 H	VMI	6	0
<hr/>											
				LAST 10 GAMES							
				74 H Radford		1	2	174 H Winthrop		1	2
				253 A UNC Asheville		1	1	304 A Gardner-Webb		1	0
				109 A Liberty		0	2	319 H VMI		6	0
				136 A Longwood		2	4	191 H East Carolina		1	0
				171 H Coastal Caro.		3	2	128 H Appalachian St.		2	1

Non-Div. I Games:

High Point

Average RPI Win:	260	WON-LOST	WINNING	LAST 10	STRENGTH OF	OPP. STRENGTH	TEAM	ADJ	CONF.	ADJ CONF.	
Average RPI Loss:	94	RECORD	PCT. RANK	GAMES	SCHEDULE	OF SCHEDULE	RPI	RPI	RPI	RPI	
DIV. I ONLY	7-6-2	.53333	136	3-2-1	134	242	148	.50429	149	27	27
DIV. I NON-CONF.	4-6-1	.40909	213	0-2-0	110	224	173	.4867	173	27	27
<hr/>											
TOTALS	RPI 1-25	RPI 26-50		W-L RECORDS		RPI 51-100		RPI 101-150		RPI 150+	
7-6-2	0-0-0	0-2-0		OVERALL		0-1-0		0-2-0		7-1-2	
5-1-1	0-0-0	0-0-0		HOME		0-0-0		0-0-0		5-1-1	
2-5-1	0-0-0	0-2-0		AWAY		0-0-0		0-2-0		2-0-1	
0-0-0	0-0-0	0-0-0		NEUTRAL		0-0-0		0-0-0		0-0-0	
<hr/>											
4-6-1	0-0-0	0-2-0		NON-CONFERENCE		0-1-0		0-2-0		4-1-1	
3-1-0	0-0-0	0-0-0		HOME		0-0-0		0-0-0		3-1-0	
1-5-1	0-0-0	0-0-		AWAY		0-1-0		0-2-0		1-0-1	
0-0-0	0-0-0	0-0-0		NEUTRAL		0-0-0		0-0-0		0-0-0	
<hr/>											
3-0-1	0-0-0	0-0-0		CONFERENCE		0-0-0		0-0-0		3-0-1	
2-0-1	0-0-0	0-0-0		HOME		0-0-0		0-0-0		2-0-1	
1-0-0	0-0-0	0-0-0		AWAY		0-0-0		0-0-0		1-0-0	
0-0-0	0-0-0	0-0-0		NEUTRAL		0-0-0		0-0-0		0-0-0	
<hr/>											
RPI S	Opponent	Score	RPI S	Opponent	Score	RPI S	Opponent	Score	RPI S	Opponent	Score
			44 A	Monmouth	0 1	69 A	Syracuse	1 2	108 A	Stony Brook	0 6
			49 A	Penn	0 4				140 A	Columbia	0 2
									153 H	Hartford	0 3
									180 H	Wagner	0 0
									221 A	Lafayette	1 0
									235 H	Iona	1 0
									247 H	Rider	2 0
									254 H	Mt. St. Mary's	3 2
									258 A	Vermont	1 1
									270 H	Bryant	3 0
									272 A	LIU Brooklyn	2 0
									323 H	Delaware St.	2 1
<hr/>											
			LAST 10 GAMES								
			69 A	Syracuse	1 2	254 H	Mt. St. Mary's	3 2			
			270 H	Bryant	3 0	323 H	Delaware St.	2 1			
			180 H	Wagner	0 0	140 A	Columbia	0 2			
			272 A	LIU Brooklyn	2 0	258 A	Vermont	1 1			
			49 A	Penn	0 4	44 A	Monmouth	0 1			

Non-Div. I Games:

Fairleigh Dickinson

Average RPI Win:		209	WON-LOST RECORD		WINNING PCT. RANK	LAST 10 GAMES		STRENGTH OF SCHEDULE		OPP. STRENGTH OF SCHEDULE	TEAM RPI	ADJ RPI	CONF. RPI	ADJ CONF. RPI			
Average RPI Loss:		115															
DIV. I ONLY			9-7-1		.55882	132	5-5-0		199	139	149	.50397	150	11	11		
DIV. I NON-CONF.			6-4-1		.59091	123	2-2-0		197	176	144	.50673	143	11	11		
TOTALS		RPI 1-25		RPI 26-50		W-L RECORDS		RPI 51-100		RPI 101-150		RPI 150+					
9-7-1		0-1-0		0-1-0		OVERALL		1-2-0		1-1-1		7-2-0					
6-2-0		0-1-0		0-0-0		HOME		1-1-0		1-0-0		4-0-0					
3-4-1		0-0-0		0-0-0		AWAY		0-1-0		0-1-1		3-2-0					
0-1-0		0-0-0		0-1-0		NEUTRAL		0-0-0		0-0-0		0-0-0					
6-4-1		0-1-0		0-1-0		NON-CONFERENCE		0-0-0		1-0-1		5-2-0					
4-1-0		0-1-0		0-0-0		HOME		0-0-0		1-0-0		3-0-0					
2-2-1		0-0-0		0-0-		AWAY		0-0-0		0-0-1		2-2-0					
0-1-0		0-0-0		0-1-0		NEUTRAL		0-0-0		0-0-0		0-0-0					
3-3-0		0-0-0		0-0-0		CONFERENCE		1-2-0		0-1-0		2-0-0					
2-1-0		0-0-0		0-0-0		HOME		1-1-0		0-0-0		1-0-0					
1-2-0		0-0-0		0-0-0		AWAY		0-1-0		0-1-0		1-0-0					
0-0-0		0-0-0		0-0-0		NEUTRAL		0-0-0		0-0-0		0-0-0					
RPI	S	Opponent		Score		RPI	S	Opponent		Score		RPI	S	Opponent		Score	
18	H	Denver		1	2	46	N	Texas Tech		0	2	68	H	Long Beach St.		1	2
												82	H	UC Irvine		1	0
												99	A	Cal St. Fullerton		0	1

Non-Div. I Games:

UC Santa Barbara

Average RPI Win:		235	WON-LOST RECORD		WINNING PCT. RANK		LAST 10 GAMES		STRENGTH OF SCHEDULE		OPP. STRENGTH OF SCHEDULE		TEAM RPI		ADJ RPI		CONF. RPI		ADJ CONF. RPI	
DIV. I ONLY			5-7-2		.42857 203		4-5-1		100		109		151		.50358 151		14		14	
DIV. I NON-CONF.			3-5-2		.4 215		2-3-1		66		71		133		.51365 134		13		13	
TOTALS		RPI 1-25		RPI 26-50		W-L RECORDS		RPI 51-100		RPI 101-150		RPI 150+								
5-7-2		0-2-0		0-1-0		OVERALL		0-3-0		0-0-1		5-1-1								
1-1-2		0-0-0		0-0-0		HOME		0-0-0		0-0-1		1-1-1								
2-6-0		0-2-0		0-1-0		AWAY		0-3-0		0-0-0		2-0-0								
2-0-0		0-0-0		0-0-0		NEUTRAL		0-0-0		0-0-0		2-0-0								
3-5-2		0-2-0		0-1-0		NON-CONFERENCE		0-2-0		0-0-1		3-0-1								
0-0-2		0-0-0		0-0-0		HOME		0-0-0		0-0-1		0-0-1								
1-5-0		0-2-0		0-0-		AWAY		0-2-0		0-0-0		1-0-0								
2-0-0		0-0-0		0-0-0		NEUTRAL		0-0-0		0-0-0		2-0-0								
2-2-0		0-0-0		0-0-0		CONFERENCE		0-1-0		0-0-0		2-1-0								
1-1-0		0-0-0		0-0-0		HOME		0-0-0		0-0-0		1-1-0								
1-1-0		0-0-0		0-0-0		AWAY		0-1-0		0-0-0		1-0-0								
0-0-0		0-0-0		0-0-0		NEUTRAL		0-0-0		0-0-0		0-0-0								
RPI	S	Opponent		Score		RPI	S	Opponent		Score		RPI	S	Opponent		Score				
1	A	Virginia		0	3	37	A	James Madison		1	4	75	A	Villanova		0	3			
17	A	West Virginia		0	2							84	A	Dayton		0	4			
												97	A	Princeton		0	2			
														136 H Longwood		0	0			
														156 H Maine		0	0			
														177 H Saint Louis		0	1			
														182 A American		3	1			
														207 A George Mason		2	1			
														240 H St. Bonaventure		2	1			
														257 N Old Dominion		3	1			
														287 N Campbell		2	0			
LAST 10 GAMES																				
207	A	George Mason		2	1	17	A	West Virginia		0	2									
240	H	St. Bonaventure		2	1	156	H	Maine		0	0									
177	H	Saint Louis		0	1	287	N	Campbell		2	0									
84	A	Dayton		0	4	75	A	Villanova		0	3									
182	A	American		3	1	97	A	Princeton		0	2									

Non-Div. I Games:

Richmond

Average RPI Win: 232		WON-LOST	WINNING	LAST 10	STRENGTH OF		OPP. STRENGTH	TEAM	ADJ	CONF.	ADJ CONF.
Average RPI Loss: 107		RECORD	PCT. RANK	GAMES	SCHEDULE		OF SCHEDULE	RPI	RPI	RPI	RPI
DIV. I ONLY		7-7-1	.5	152	6-4-0		148	127	152	.50356	152
DIV. I NON-CONF.		4-5-1	.45	184	3-2-0		123	66	143	.50771	142
TOTALS		RPI 1-25	RPI 26-50		W-L RECORDS		RPI 51-100		RPI 101-150		RPI 150+
7-7-1	0-2-0	0-1-0		OVERALL		0-0-1		0-1-0		7-3-0	
6-1-0	0-0-0	0-0-0		HOME		0-0-0		0-0-0		6-1-0	
1-5-1	0-1-0	0-1-0		AWAY		0-0-1		0-1-0		1-2-0	
0-1-0	0-1-0	0-0-0		NEUTRAL		0-0-0		0-0-0		0-0-0	
4-5-1	0-2-0	0-1-0		NON-CONFERENCE		0-0-1		0-0-0		4-2-0	
3-1-0	0-0-0	0-0-0		HOME		0-0-0		0-0-0		3-1-0	
1-3-1	0-1-0	0-0-		AWAY		0-0-1		0-0-0		1-1-0	
0-1-0	0-1-0	0-0-0		NEUTRAL		0-0-0		0-0-0		0-0-0	
3-2-0	0-0-0	0-0-0		CONFERENCE		0-0-0		0-1-0		3-1-0	
3-0-0	0-0-0	0-0-0		HOME		0-0-0		0-0-0		3-0-0	
0-2-0	0-0-0	0-0-0		AWAY		0-0-0		0-1-0		0-1-0	
0-0-0	0-0-0	0-0-0		NEUTRAL		0-0-0		0-0-0		0-0-0	
RPI S	Opponent	Score		RPI S	Opponent	Score		RPI S	Opponent	Score	
5 N	Marquette	1	4	31 A	Notre Dame	0	4	67 A	Michigan St.	1	1
7 A	Michigan	1	6					127 A	Wright St.	1	2
								161 A	Northwestern	0	2
								163 H	Valparaiso	2	0
								164 H	Western Mich.	2	0
								170 H	Saint Francis (PA)	1	3
								184 H	Detroit	2	0
								226 H	IPFW	3	0
								246 A	Green Bay	0	2
								284 H	Northern Ky.	2	1
								296 A	Eastern Ill.	5	1
								310 H	Youngstown St.	2	0
LAST 10 GAMES											
184 H	Detroit	2	0	246 A	Green Bay	0	2				
310 H	Youngstown St.	2	0	226 H	IPFW	3	0				
163 H	Valparaiso	2	0	161 A	Northwestern	0	2				
127 A	Wright St.	1	2	284 H	Northern Ky.	2	1				
170 H	Saint Francis (PA)	1	3	164 H	Western Mich.	2	0				

Non-Div. I Games:

Oakland

Average RPI Win:	230	WON-LOST	WINNING	LAST 10	STRENGTH OF	OPP. STRENGTH	TEAM	ADJ	CONF.	ADJ CONF.				
Average RPI Loss:	163	RECORD	PCT. RANK	GAMES	SCHEDULE	OF SCHEDULE	RPI	RPI	RPI	RPI				
DIV. I ONLY	10-4-3	.67647	61	7-3-0	276	201	153	.50239	153	26	26			
DIV. I NON-CONF.	5-2-3	.65	88	2-1-0	247	196	145	.50518	145	24	25			
<hr/>														
TOTALS	RPI 1-25	RPI 26-50		W-L RECORDS		RPI 51-100		RPI 101-150		RPI 150+				
10-4-3	0-0-0	0-0-0		OVERALL		0-1-0		2-1-0		8-2-3				
5-3-0	0-0-0	0-0-0		HOME		0-0-0		1-1-0		4-2-0				
4-1-2	0-0-0	0-0-0		AWAY		0-1-0		1-0-0		3-0-2				
1-0-1	0-0-0	0-0-0		NEUTRAL		0-0-0		0-0-0		1-0-1				
<hr/>														
5-2-3	0-0-0	0-0-0		NON-CONFERENCE		0-1-0		1-1-0		4-0-3				
3-1-0	0-0-0	0-0-0		HOME		0-0-0		0-1-0		3-0-0				
1-1-2	0-0-0	0-0-		AWAY		0-1-0		1-0-0		0-0-2				
1-0-1	0-0-0	0-0-0		NEUTRAL		0-0-0		0-0-0		1-0-1				
<hr/>														
5-2-0	0-0-0	0-0-0		CONFERENCE		0-0-0		1-0-0		4-2-0				
2-2-0	0-0-0	0-0-0		HOME		0-0-0		1-0-0		1-2-0				
3-0-0	0-0-0	0-0-0		AWAY		0-0-0		0-0-0		3-0-0				
0-0-0	0-0-0	0-0-0		NEUTRAL		0-0-0		0-0-0		0-0-0				
<hr/>														
RPI S	Opponent	Score	RPI S	Opponent	Score	RPI S	Opponent	Score	RPI S	Opponent	Score			
						94 A	Yale	0 2	108 H	Stony Brook	3 2			
						147 H	Fairfield	1 2						
						149 A	Fairleigh Dickinson	3 0						
						156 H	Maine	0 1						
						157 A	Saint Joseph's	0 0						
						182 N	American	1 0						
						195 A	Binghamton	2 0						
						235 A	Iona	1 1						
						244 H	Central Conn. St.	2 0						
						256 H	New Hampshire	0 1						
						258 H	Vermont	2 0						
						270 H	Bryant	1 0						
						275 H	Sacred Heart	3 0						
						277 N	Holy Cross	0 0						
						307 A	UMass Lowell	4 0						
						308 A	Albany (NY)	3 1						
						<hr/>								
			LAST 10 GAMES											
			258 H Vermont			2 0			156 H Maine			0 1		
			195 A Binghamton			2 0			308 A Albany (NY)			3 1		
			307 A UMass Lowell			4 0			275 H Sacred Heart			3 0		
			108 H Stony Brook			3 2			244 H Central Conn. St.			2 0		
			256 H New Hampshire			0 1			94 A Yale			0 2		

Non-Div. I Games:

Hartford

Average RPI Win: 231		WON-LOST RECORD		WINNING PCT. RANK		LAST 10 GAMES		STRENGTH OF SCHEDULE		OPP. STRENGTH OF SCHEDULE		TEAM RPI		ADJ RPI		CONF. RPI		ADJ CONF. RPI	
DIV. I ONLY		6-9-1		.40625 210		6-4-0		79		151		155		.50173 154		19		19	
DIV. I NON-CONF.		0-7-1		.0625 314		0-2-0		36		43		218		.45683 218		20		19	
TOTALS		RPI 1-25		RPI 26-50		W-L RECORDS		RPI 51-100		RPI 101-150		RPI 150+							
6-9-1		0-2-0		0-2-0		OVERALL		0-2-0		0-1-0		6-2-1							
2-3-1		0-0-0		0-0-0		HOME		0-1-0		0-1-0		2-1-1							
4-4-0		0-2-0		0-1-0		AWAY		0-0-0		0-0-0		4-1-0							
0-2-0		0-0-0		0-1-0		NEUTRAL		0-1-0		0-0-0		0-0-0							
0-7-1		0-2-0		0-2-0		NON-CONFERENCE		0-2-0		0-0-0		0-1-1							
0-1-1		0-0-0		0-0-0		HOME		0-1-0		0-0-0		0-0-1							
0-4-0		0-2-0		0-0-		AWAY		0-0-0		0-0-0		0-1-0							
0-2-0		0-0-0		0-1-0		NEUTRAL		0-1-0		0-0-0		0-0-0							
6-2-0		0-0-0		0-0-0		CONFERENCE		0-0-0		0-1-0		6-1-0							
2-2-0		0-0-0		0-0-0		HOME		0-0-0		0-1-0		2-1-0							
4-0-0		0-0-0		0-0-0		AWAY		0-0-0		0-0-0		4-0-0							
0-0-0		0-0-0		0-0-0		NEUTRAL		0-0-0		0-0-0		0-0-0							
RPI S	Opponent		Score		RPI S	Opponent		Score		RPI S	Opponent		Score		RPI S	Opponent		Score	
17 A	West Virginia		0	4	39 A	Indiana		1	2	52 N	Ohio St.		0	2	101 H	Eastern Mich.		0	3
20 A	Portland		0	1	48 N	Washington		0	2	84 H	Dayton		0	1	158 A	Kent St.		1	0
															164 H	Western Mich.		0	1
															165 A	Pittsburgh		0	1
															184 H	Detroit		2	2
															187 A	Ohio		2	1
															239 H	Toledo		1	0
															259 A	Buffalo		1	0
															264 A	Akron		2	0
															281 H	Northern Ill.		3	0

Average RPI Win: 248		WON-LOST	WINNING	LAST 10	STRENGTH OF	OPP. STRENGTH	TEAM	ADJ	CONF.	ADJ CONF.		
Average RPI Loss: 87		RECORD	PCT. RANK	GAMES	SCHEDULE	OF SCHEDULE	RPI	RPI	RPI	RPI		
DIV. I ONLY		7-5-1	.57692	116	6-4-0	198	207	156	.50128	155	8	8
DIV. I NON-CONF.		6-2-1	.72222	58	5-1-0	295	265	162	.49189	163	10	10
<hr/>												
TOTALS		RPI 1-25	RPI 26-50		W-L RECORDS		RPI 51-100		RPI 101-150		RPI 150+	
7-5-1	0-0-0	0-1-0		OVERALL		0-3-0		1-1-0		6-0-1		
5-2-0	0-0-0	0-0-0		HOME		0-2-0		1-0-0		4-0-0		
2-2-1	0-0-0	0-1-0		AWAY		0-1-0		0-0-0		2-0-1		
0-1-0	0-0-0	0-0-0		NEUTRAL		0-0-0		0-1-0		0-0-0		
<hr/>												
6-2-1	0-0-0	0-0-0		NON-CONFERENCE		0-1-0		0-1-0		6-0-1		
4-1-0	0-0-0	0-0-0		HOME		0-1-0		0-0-0		4-0-0		
2-0-1	0-0-0	0-0-		AWAY		0-0-0		0-0-0		2-0-1		
0-1-0	0-0-0	0-0-0		NEUTRAL		0-0-0		0-1-0		0-0-0		
<hr/>												
1-3-0	0-0-0	0-1-0		CONFERENCE		0-2-0		1-0-0		0-0-0		
1-1-0	0-0-0	0-0-0		HOME		0-1-0		1-0-0		0-0-0		
0-2-0	0-0-0	0-1-0		AWAY		0-1-0		0-0-0		0-0-0		
0-0-0	0-0-0	0-0-0		NEUTRAL		0-0-0		0-0-0		0-0-0		
<hr/>												
RPI S	Opponent	Score	RPI S	Opponent	Score	RPI S	Opponent	Score	RPI S	Opponent	Score	
			49 A Penn	0	1	81 H Harvard	2	7	117 N Cincinnati	0	1	
						94 A Yale	0	1	140 H Columbia	2	0	
						96 H Colgate	0	3	195 H Binghamton	2	0	
									233 H Marist	2	1	
									259 A Buffalo	0	0	
									265 H NJIT	4	0	
									275 A Sacred Heart	1	0	
									308 H Albany (NY)	5	4	
									323 A Delaware St.	1	0	
<hr/>												
			LAST 10 GAMES									
			94 A Yale	0	1	265 H NJIT	4	0				
			81 H Harvard	2	7	117 N Cincinnati	0	1				
			323 A Delaware St.	1	0	195 H Binghamton	2	0				
			49 A Penn	0	1	308 H Albany (NY)	5	4				
			140 H Columbia	2	0	233 H Marist	2	1				

Non-Div. I Games:

Cornell

Average RPI Win: 244		WON-LOST RECORD		WINNING PCT. RANK		LAST 10 GAMES		STRENGTH OF SCHEDULE		OPP. STRENGTH OF SCHEDULE		TEAM RPI		ADJ RPI		CONF. RPI		ADJ CONF. RPI	
DIV. I ONLY		7-4-4		.6 93		4-3-3		225		196		157		.50093 156		26		26	
DIV. I NON-CONF.		3-3-3		.5 148		0-2-2		231		133		188		.47855 188		24		25	
TOTALS		RPI 1-25		RPI 26-50		W-L RECORDS		RPI 51-100		RPI 101-150		RPI 150+							
7-4-4		0-0-0		0-1-0		OVERALL		0-1-0		0-1-0		7-1-4							
3-1-0		0-0-0		0-0-0		HOME		0-0-0		0-0-0		3-1-0							
3-3-4		0-0-0		0-1-0		AWAY		0-1-0		0-1-0		3-0-4							
1-0-0		0-0-0		0-0-0		NEUTRAL		0-0-0		0-0-0		1-0-0							
3-3-3		0-0-0		0-1-0		NON-CONFERENCE		0-1-0		0-1-0		3-0-3							
1-0-0		0-0-0		0-0-0		HOME		0-0-0		0-0-0		1-0-0							
1-3-3		0-0-0		0-0-		AWAY		0-1-0		0-1-0		1-0-3							
1-0-0		0-0-0		0-0-0		NEUTRAL		0-0-0		0-0-0		1-0-0							
4-1-1		0-0-0		0-0-0		CONFERENCE		0-0-0		0-0-0		4-1-1							
2-1-0		0-0-0		0-0-0		HOME		0-0-0		0-0-0		2-1-0							
2-0-1		0-0-0		0-0-0		AWAY		0-0-0		0-0-0		2-0-1							
0-0-0		0-0-0		0-0-0		NEUTRAL		0-0-0		0-0-0		0-0-0							
RPI S	Opponent	Score		RPI S	Opponent	Score		RPI S	Opponent	Score		RPI S	Opponent	Score					
				47 A	Connecticut	0	1	72 A	VCU	0	2	125 A	Dartmouth	0	1				
												151 A	Richmond	0	0				
												153 A	Hartford	1	0				
												175 A	Northeastern	1	1				
												180 A	Wagner	1	1				
												195 H	Binghamton	2	3				
												200 H	UMBC	2	1				
												244 H	Central Conn. St.	2	1				
												256 A	New Hampshire	1	0				
												258 A	Vermont	1	1				
												270 A	Bryant	1	0				
												277 N	Holy Cross	1	0				
												307 H	UMass Lowell	3	1				
LAST 10 GAMES																			
				256 A	New Hampshire	1	0	200 H	UMBC	2	1								
				195 H	Binghamton	2	3	125 A	Dartmouth	0	1								
				307 H	UMass Lowell	3	1	175 A	Northeastern	1	1								
				258 A	Vermont	1	1	151 A	Richmond	0	0								
				153 A	Hartford	1	0	72 A	VCU	0	2								

Non-Div. I Games:

Maine

Average RPI Win: 242		WON-LOST	WINNING	LAST 10	STRENGTH OF		OPP. STRENGTH	TEAM	ADJ	CONF.	ADJ CONF.				
Average RPI Loss: 105		RECORD	PCT. RANK	GAMES	SCHEDULE		OF SCHEDULE	RPI	RPI	RPI	RPI				
DIV. I ONLY		6-6-3	.5	152	3-6-1		120	236	158	.50079	157	14	14		
DIV. I NON-CONF.		4-4-2	.5	148	1-4-0		101	243	139	.51081	139	13	13		
<hr/>															
TOTALS		RPI 1-25		RPI 26-50		W-L RECORDS		RPI 51-100		RPI 101-150		RPI 150+			
6-6-3		0-0-0		0-1-0		OVERALL		0-2-0		1-2-0		5-1-3			
3-5-2		0-0-0		0-1-0		HOME		0-1-0		1-2-0		2-1-2			
3-1-1		0-0-0		0-0-0		AWAY		0-1-0		0-0-0		3-0-1			
0-0-0		0-0-0		0-0-0		NEUTRAL		0-0-0		0-0-0		0-0-0			
<hr/>															
4-4-2		0-0-0		0-1-0		NON-CONFERENCE		0-1-0		1-2-0		3-0-2			
2-4-2		0-0-0		0-1-0		HOME		0-1-0		1-2-0		1-0-2			
2-0-0		0-0-0		0-0-		AWAY		0-0-0		0-0-0		2-0-0			
0-0-0		0-0-0		0-0-0		NEUTRAL		0-0-0		0-0-0		0-0-0			
<hr/>															
2-2-1		0-0-0		0-0-0		CONFERENCE		0-1-0		0-0-0		2-1-1			
1-1-0		0-0-0		0-0-0		HOME		0-0-0		0-0-0		1-1-0			
1-1-1		0-0-0		0-0-0		AWAY		0-1-0		0-0-0		1-0-1			
0-0-0		0-0-0		0-0-0		NEUTRAL		0-0-0		0-0-0		0-0-0			
<hr/>															
RPI	S	Opponent	Score	RPI	S	Opponent	Score	RPI	S	Opponent	Score	RPI	S	Opponent	Score
				49	H	Penn	0 1	62	A	La Salle	0 6	109	H	Liberty	0 3
								97	H	Princeton	0 1	115	H	Hofstra	0 2
												136	H	Longwood	5 1
												153	H	Hartford	0 0
												192	A	George Washington	2 0
												198	H	Massachusetts	1 2
												200	H	UMBC	0 0
												230	A	Fordham	1 1
												272	A	LIU Brooklyn	1 0
												274	A	Quinnipiac	3 2
												285	H	Loyola Maryland	1 0
												291	H	Rhode Island	2 1
<hr/>															
LAST 10 GAMES															
				291	H	Rhode Island	2 1	115	H	Hofstra	0 2				
				62	A	La Salle	0 6	97	H	Princeton	0 1				
				192	A	George Washington	2 0	49	H	Penn	0 1				
				230	A	Fordham	1 1	285	H	Loyola Maryland	1 0				
				198	H	Massachusetts	1 2	109	H	Liberty	0 3				

Non-Div. I Games:

Saint Joseph's

Average RPI Win: 240		WON-LOST RECORD	WINNING PCT. RANK		LAST 10 GAMES	STRENGTH OF SCHEDULE	OPP. STRENGTH OF SCHEDULE	TEAM RPI	ADJ RPI		CONF. RPI	ADJ CONF. RPI
Average RPI Loss: 133												
DIV. I ONLY		10-6-0	.625	84	6-4-0	242	220	159	.50075	158	19	19
DIV. I NON-CONF.		5-3-0	.625	96	1-1-0	250	221	156	.4959	156	20	19
<hr/>												
TOTALS		RPI 1-25		RPI 26-50		W-L RECORDS		RPI 51-100		RPI 101-150		RPI 150+
10-6-0		0-0-0		0-0-0		OVERALL		0-0-0		0-4-0		10-2-0
7-2-0		0-0-0		0-0-0		HOME		0-0-0		0-1-0		7-1-0
3-3-0		0-0-0		0-0-0		AWAY		0-0-0		0-3-0		3-0-0
0-1-0		0-0-0		0-0-0		NEUTRAL		0-0-0		0-0-0		0-1-0
5-3-0		0-0-0		0-0-0		NON-CONFERENCE		0-0-0		0-2-0		5-1-0
4-0-0		0-0-0		0-0-0		HOME		0-0-0		0-0-0		4-0-0
1-2-0		0-0-0		0-0-		AWAY		0-0-0		0-2-0		1-0-0
0-1-0		0-0-0		0-0-0		NEUTRAL		0-0-0		0-0-0		0-1-0
5-3-0		0-0-0		0-0-0		CONFERENCE		0-0-0		0-2-0		5-1-0
3-2-0		0-0-0		0-0-0		HOME		0-0-0		0-1-0		3-1-0
2-1-0		0-0-0		0-0-0		AWAY		0-0-0		0-1-0		2-0-0
0-0-0		0-0-0		0-0-0		NEUTRAL		0-0-0		0-0-0		0-0-0
RPI	S	Opponent	Score	RPI	S	Opponent	Score	RPI	S	Opponent	Score	
										101 H Eastern Mich.	0	2
										117 A Cincinnati	1	2
										120 A Marshall	0	3
										133 A Miami (OH)	0	1
										154 H Central Mich.	0	1
										163 H Valparaiso	1	0
										164 H Western Mich.	3	2
										171 N Coastal Caro.	0	1
										181 A Ball St.	1	0
										240 H St. Bonaventure	3	2
										249 H Cleveland St.	1	0
										255 A Col. of Charleston	1	0
										259 A Buffalo	1	0
										264 H Akron	2	0
										310 H Youngstown St.	3	0
										316 H Bowling Green	5	1
<hr/>												
LAST 10 GAMES												
										181 A Ball St.	1	0
										316 H Bowling Green	5	1
										154 H Central Mich.	0	1
										310 H Youngstown St.	3	0
										117 A Cincinnati	1	2

Non-Div. I Games:

Kent St.

Average RPI Win: 205		WON-LOST RECORD		WINNING PCT. RANK		LAST 10 GAMES		STRENGTH OF SCHEDULE		OPP. STRENGTH OF SCHEDULE		TEAM RPI		ADJ RPI		CONF. RPI		ADJ CONF. RPI	
DIV. I ONLY		7-8-1		.46875 173		3-6-1		105		200		160		.50023 159		13		13	
DIV. I NON-CONF.		5-2-1		.6875 70		1-0-1		141		213		93		.54593 94		15		15	
TOTALS		RPI 1-25		RPI 26-50		W-L RECORDS		RPI 51-100		RPI 101-150		RPI 150+							
7-8-1		0-0-0		0-0-0		OVERALL		0-4-0		1-2-0		6-2-1							
2-5-1		0-0-0		0-0-0		HOME		0-3-0		1-2-0		1-0-1							
4-3-0		0-0-0		0-0-0		AWAY		0-1-0		0-0-0		4-2-0							
1-0-0		0-0-0		0-0-0		NEUTRAL		0-0-0		0-0-0		1-0-0							
5-2-1		0-0-0		0-0-0		NON-CONFERENCE		0-1-0		1-0-0		4-1-1							
2-1-1		0-0-0		0-0-0		HOME		0-1-0		1-0-0		1-0-1							
2-1-0		0-0-0		0-0-		AWAY		0-0-0		0-0-0		2-1-0							
1-0-0		0-0-0		0-0-0		NEUTRAL		0-0-0		0-0-0		1-0-0							
2-6-0		0-0-0		0-0-0		CONFERENCE		0-3-0		0-2-0		2-1-0							
0-4-0		0-0-0		0-0-0		HOME		0-2-0		0-2-0		0-0-0							
2-2-0		0-0-0		0-0-0		AWAY		0-1-0		0-0-0		2-1-0							
0-0-0		0-0-0		0-0-0		NEUTRAL		0-0-0		0-0-0		0-0-0							
RPI	S	Opponent		Score	RPI	S	Opponent		Score	RPI	S	Opponent		Score	RPI	S	Opponent		Score
								80 H Furman	0 1				111 H Western Ky.	2 0					
								85 A Elon	1 3				124 H UNC Greensboro	0 2					
								89 H Samford	1 2				137 H Wofford	0 1					
								100 H Charlotte	0 1				172 N UNC Wilmington	2 1					
													186 A Mercer	2 0					
													191 A East Carolina	1 2					
													197 H Lipscomb	2 0					
													199 A Davidson	1 2					
													225 A Ga. Southern	2 1					
													243 A Eastern Ky.	2 0					
													245 H East Tenn. St.	1 1					
													302 A Chattanooga	1 0					
LAST 10 GAMES																			
								137 H Wofford	0 1				199 A Davidson	1 2					
								80 H Furman	0 1				124 H UNC Greensboro	0 2					
								302 A Chattanooga	1 0				85 A Elon	1 3					
								89 H Samford	1 2				186 A Mercer	2 0					
								225 A Ga. Southern	2 1				245 H East Tenn. St.	1 1					

Non-Div. I Games:

Western Caro.

Average RPI Win:	252	WON-LOST	WINNING	LAST 10	STRENGTH OF	OPP. STRENGTH	TEAM	ADJ	CONF.	ADJ CONF.	
Average RPI Loss:	114	RECORD	PCT. RANK	GAMES	SCHEDULE	OF SCHEDULE	RPI	RPI	RPI	RPI	
DIV. I ONLY	8-5-2	.6	93	7-3-0	193	278	154	.49976	160	20	20
DIV. I NON-CONF.	3-4-2	.44444	190	2-2-0	165	298	203	.46664	204	23	23
<hr/>											
TOTALS	RPI 1-25	RPI 26-50		W-L RECORDS	RPI 51-100		RPI 101-150		RPI 150+		
8-5-2	0-0-0	0-1-0		OVERALL	0-0-0		0-3-0		8-1-2		
6-3-2	0-0-0	0-0-0		HOME	0-0-0		0-2-0		6-1-2		
2-2-0	0-0-0	0-1-0		AWAY	0-0-0		0-1-0		2-0-0		
0-0-0	0-0-0	0-0-0		NEUTRAL	0-0-0		0-0-0		0-0-0		
<hr/>											
3-4-2	0-0-0	0-1-0		NON-CONFERENCE	0-0-0		0-2-0		3-1-2		
3-3-2	0-0-0	0-0-0		HOME	0-0-0		0-2-0		3-1-2		
0-1-0	0-0-0	0-0-		AWAY	0-0-0		0-0-0		0-0-0		
0-0-0	0-0-0	0-0-0		NEUTRAL	0-0-0		0-0-0		0-0-0		
<hr/>											
5-1-0	0-0-0	0-0-0		CONFERENCE	0-0-0		0-1-0		5-0-0		
3-0-0	0-0-0	0-0-0		HOME	0-0-0		0-0-0		3-0-0		
2-1-0	0-0-0	0-0-0		AWAY	0-0-0		0-1-0		2-0-0		
0-0-0	0-0-0	0-0-0		NEUTRAL	0-0-0		0-0-0		0-0-0		
<hr/>											
RPI	S	Opponent	Score	RPI	S	Opponent	Score	RPI	S	Opponent	Score
				27	A	Ole Miss	0 4				
								106	H	Southeastern La.	1 2
								111	A	Western Ky.	0 2
								145	H	Nicholls St.	1 2
								179	H	Louisiana Tech	2 3
								196	H	Northwestern St.	5 0
								202	H	Arkansas St.	1 0
								209	H	Texas St.	5 2
								242	A	Georgia St.	3 0
								268	A	La.-Monroe	2 0
								279	H	UALR	2 1
								301	H	Jacksonville St.	1 1
								303	H	Prairie View	5 1
								306	H	Southern U.	1 1
								318	H	Mississippi Val.	3 0
<hr/>											
LAST 10 GAMES											
				209	H	Texas St.	5 2	242	A	Georgia St.	3 0
				202	H	Arkansas St.	1 0	318	H	Mississippi Val.	3 0
				279	H	UALR	2 1	303	H	Prairie View	5 1
				268	A	La.-Monroe	2 0	145	H	Nicholls St.	1 2
				111	A	Western Ky.	0 2	179	H	Louisiana Tech	2 3

Non-Div. I Games:

La.-Lafayette

Average RPI Win: 100		WON-LOST RECORD		WINNING PCT. RANK		LAST 10 GAMES		STRENGTH OF SCHEDULE		OPP. STRENGTH OF SCHEDULE		TEAM RPI		ADJ RPI		CONF. RPI		ADJ CONF. RPI				
DIV. I ONLY		3-11-2		.25 294		2-7-1		33		62		161		.4978 161		2		2				
DIV. I NON-CONF.		2-4-2		.375 229		1-0-1		86		172		164		.48992 166		2		2				
TOTALS		RPI 1-25		RPI 26-50		W-L RECORDS		RPI 51-100		RPI 101-150		RPI 150+										
3-11-2		1-2-0		0-2-0		OVERALL		0-5-0		1-0-0		1-2-2										
3-4-1		1-1-0		0-0-0		HOME		0-2-0		1-0-0		1-1-1										
0-7-1		0-1-0		0-2-0		AWAY		0-3-0		0-0-0		0-1-1										
0-0-0		0-0-0		0-0-0		NEUTRAL		0-0-0		0-0-0		0-0-0										
2-4-2		0-0-0		0-1-0		NON-CONFERENCE		0-1-0		1-0-0		1-2-2										
2-1-1		0-0-0		0-0-0		HOME		0-0-0		1-0-0		1-1-1										
0-3-1		0-0-0		0-0-		AWAY		0-1-0		0-0-0		0-1-1										
0-0-0		0-0-0		0-0-0		NEUTRAL		0-0-0		0-0-0		0-0-0										
1-7-0		1-2-0		0-1-0		CONFERENCE		0-4-0		0-0-0		0-0-0										
1-3-0		1-1-0		0-0-0		HOME		0-2-0		0-0-0		0-0-0										
0-4-0		0-1-0		0-1-0		AWAY		0-2-0		0-0-0		0-0-0										
0-0-0		0-0-0		0-0-0		NEUTRAL		0-0-0		0-0-0		0-0-0										
RPI	S	Opponent		Score		RPI	S	Opponent		Score		RPI	S	Opponent		Score						
4	A	Penn St.		2	3	31	A	Notre Dame		1	4	52	A	Ohio St.		1	6	125	H	Dartmouth	2	0
12	H	Nebraska		1	2	39	A	Indiana		1	2	57	H	Illinois		1	3	152	H	Oakland	2	0
24	H	Minnesota		2	0							60	A	Boston U.		0	2	163	A	Valparaiso	0	1
												61	H	Iowa		0	1	164	H	Western Mich.	0	0
												79	A	Purdue		0	1	175	A	Northeastern	1	1
														262		H	Western Ill.	1	2			
LAST 10 GAMES																						
						52	A	Ohio St.		1	6	61	H	Iowa		0	1					
						57	H	Illinois		1	3	12	H	Nebraska		1	2					
						24	H	Minnesota		2	0	4	A	Penn St.		2	3					
						79	A	Purdue		0	1	152	H	Oakland		2	0					
						39	A	Indiana		1	2	164	H	Western Mich.		0	0					

Non-Div. I Games:

Northwestern

Average RPI Win:		253	WON-LOST RECORD		WINNING PCT. RANK		LAST 10 GAMES		STRENGTH OF SCHEDULE		OPP. STRENGTH OF SCHEDULE		TEAM RPI		ADJ RPI		CONF. RPI		ADJ CONF. RPI	
DIV. I ONLY			7-7-1		.5 152		5-4-1		169		135		162		.49701 162		18		18	
DIV. I NON-CONF.			3-5-0		.375 229		1-2-0		156		32		186		.48012 184		19		18	
TOTALS		RPI 1-25		RPI 26-50		W-L RECORDS		RPI 51-100		RPI 101-150		RPI 150+								
7-7-1		0-2-0		0-1-0		OVERALL		0-1-1		0-1-0		7-2-0								
4-2-1		0-0-0		0-1-0		HOME		0-1-1		0-0-0		4-0-0								
2-3-0		0-1-0		0-0-0		AWAY		0-0-0		0-0-0		2-2-0								
1-2-0		0-1-0		0-0-0		NEUTRAL		0-0-0		0-1-0		1-0-0								
3-5-0		0-2-0		0-1-0		NON-CONFERENCE		0-1-0		0-1-0		3-0-0								
1-2-0		0-0-0		0-1-0		HOME		0-1-0		0-0-0		1-0-0								
1-1-0		0-1-0		0-0-		AWAY		0-0-0		0-0-0		1-0-0								
1-2-0		0-1-0		0-0-0		NEUTRAL		0-0-0		0-1-0		1-0-0								
4-2-1		0-0-0		0-0-0		CONFERENCE		0-0-1		0-0-0		4-2-0								
3-0-1		0-0-0		0-0-0		HOME		0-0-1		0-0-0		3-0-0								
1-2-0		0-0-0		0-0-0		AWAY		0-0-0		0-0-0		1-2-0								
0-0-0		0-0-0		0-0-0		NEUTRAL		0-0-0		0-0-0		0-0-0								
RPI	S	Opponent		Score		RPI	S	Opponent		Score		RPI	S	Opponent		Score				
3	A	North Carolina		0	3	27	H	Ole Miss		1	2	78	H	FGCU		0	0			
22	N	Duke		0	1							89	H	Samford		0	3			
														122 N Oklahoma		0	2			
														186 A Mercer		1	2			
														197 H Lipscomb		2	1			
														224 H Stetson		1	0			
														242 A Georgia St.		1	0			
														245 A East Tenn. St.		0	2			
														250 H Troy		2	0			
														260 A USC Upstate		3	1			
														284 H Northern Ky.		2	0			
														312 N Tennessee Tech		1	0			
LAST 10 GAMES																				
78 H FGCU						0	0	284 H Northern Ky.						2	0					
224 H Stetson						1	0	197 H Lipscomb						2	1					
186 A Mercer						1	2	250 H Troy						2	0					
245 A East Tenn. St.						0	2	89 H Samford						0	3					
260 A USC Upstate						3	1	27 H Ole Miss						1	2					

Non-Div. I Games:

Kennesaw St.

Average RPI Win:	232	WON-LOST RECORD	WINNING PCT. RANK	LAST 10 GAMES	STRENGTH OF SCHEDULE	OPP. STRENGTH OF SCHEDULE	TEAM RPI	ADJ RPI	CONF. RPI	ADJ CONF. RPI		
DIV. I ONLY		8-5-2	.6	93	5-3-2	240	225	166	.49624	163	17	17
DIV. I NON-CONF.		6-3-1	.65	88	3-1-1	201	257	135	.51399	133	16	16
<hr/>												
TOTALS	RPI 1-25	RPI 26-50		W-L RECORDS		RPI 51-100		RPI 101-150		RPI 150+		
8-5-2	0-0-0	1-0-0		OVERALL		0-0-0		0-2-1		7-3-1		
7-1-1	0-0-0	1-0-0		HOME		0-0-0		0-1-1		6-0-0		
1-4-1	0-0-0	0-0-0		AWAY		0-0-0		0-1-0		1-3-1		
0-0-0	0-0-0	0-0-0		NEUTRAL		0-0-0		0-0-0		0-0-0		
<hr/>												
6-3-1	0-0-0	1-0-0		NON-CONFERENCE		0-0-0		0-1-0		5-2-1		
6-1-0	0-0-0	1-0-0		HOME		0-0-0		0-1-0		5-0-0		
0-2-1	0-0-0	0-0-		AWAY		0-0-0		0-0-0		0-2-1		
0-0-0	0-0-0	0-0-0		NEUTRAL		0-0-0		0-0-0		0-0-0		
<hr/>												
2-2-1	0-0-0	0-0-0		CONFERENCE		0-0-0		0-1-1		2-1-0		
1-0-1	0-0-0	0-0-0		HOME		0-0-0		0-0-1		1-0-0		
1-2-0	0-0-0	0-0-0		AWAY		0-0-0		0-1-0		1-1-0		
0-0-0	0-0-0	0-0-0		NEUTRAL		0-0-0		0-0-0		0-0-0		
<hr/>												
RPI	S	Opponent	Score	RPI	S	Opponent	Score	RPI	S	Opponent	Score	
				50	H	DePaul	1 0					
								103	A	Milwaukee	2	3
								127	H	Wright St.	0	0
								133	H	Miami (OH)	0	1
								152	A	Oakland	0	2
								158	A	Kent St.	0	1
								161	H	Northwestern	1	0
								216	A	Evansville	1	2
								226	H	IPFW	1	0
								241	A	IUPUI	0	0
								249	H	Cleveland St.	2	1
								262	H	Western Ill.	2	0
								296	H	Eastern Ill.	2	1
								305	H	Grand Canyon	1	0
								310	A	Youngstown St.	2	0
<hr/>												
				LAST 10 GAMES								
				310	A	Youngstown St.	2 0	296	H	Eastern Ill.	2	1
				127	H	Wright St.	0 0	262	H	Western Ill.	2	0
				152	A	Oakland	0 2	216	A	Evansville	1	2
				249	H	Cleveland St.	2 1	241	A	IUPUI	0	0
				103	A	Milwaukee	2 3	226	H	IPFW	1	0

Non-Div. I Games:

Valparaiso

Average RPI Win:	240	WON-LOST RECORD	WINNING PCT. RANK	LAST 10 GAMES	STRENGTH OF SCHEDULE	OPP. STRENGTH OF SCHEDULE	TEAM RPI	ADJ RPI	CONF. RPI	ADJ CONF. RPI	
DIV. I ONLY	7-4-4	.6	93	6-1-3	249	177	165	.49593	164	19	19
DIV. I NON-CONF.	2-3-2	.42857	204	1-0-1	236	141	217	.45972	216	20	19
<hr/>											
TOTALS	RPI 1-25	RPI 26-50	W-L RECORDS		RPI 51-100	RPI 101-150	RPI 150+				
7-4-4	0-0-0	0-0-0	OVERALL		0-1-0	0-0-2	7-3-2				
4-0-1	0-0-0	0-0-0	HOME		0-0-0	0-0-1	4-0-0				
3-4-3	0-0-0	0-0-0	AWAY		0-1-0	0-0-1	3-3-2				
0-0-0	0-0-0	0-0-0	NEUTRAL		0-0-0	0-0-0	0-0-0				
2-3-2	0-0-0	0-0-0	NON-CONFERENCE		0-1-0	0-0-1	2-2-1				
2-0-0	0-0-0	0-0-0	HOME		0-0-0	0-0-0	2-0-0				
0-3-2	0-0-0	0-0-	AWAY		0-1-0	0-0-1	0-2-1				
0-0-0	0-0-0	0-0-0	NEUTRAL		0-0-0	0-0-0	0-0-0				
5-1-2	0-0-0	0-0-0	CONFERENCE		0-0-0	0-0-1	5-1-1				
2-0-1	0-0-0	0-0-0	HOME		0-0-0	0-0-1	2-0-0				
3-1-1	0-0-0	0-0-0	AWAY		0-0-0	0-0-0	3-1-1				
0-0-0	0-0-0	0-0-0	NEUTRAL		0-0-0	0-0-0	0-0-0				
RPI	S	Opponent	Score	RPI	S	Opponent	Score	RPI	S	Opponent	Score
				61 A Iowa 1 3							
				127 A Wright St. 0 0							
				133 H Miami (OH) 0 0							
				152 A Oakland 0 2							
				154 A Central Mich. 1 0							
				158 A Kent St. 2 3							
				161 A Northwestern 0 0							
				177 A Saint Louis 2 3							
				181 H Ball St. 2 1							
				187 A Ohio 0 0							
				239 A Toledo 5 1							
				249 H Cleveland St. 1 0							
				262 H Western Ill. 4 0							
				281 H Northern Ill. 4 2							
				316 A Bowling Green 5 0							
LAST 10 GAMES											
187 A Ohio 0 0				154 A Central Mich. 1 0							
158 A Kent St. 2 3				281 H Northern Ill. 4 2							
181 H Ball St. 2 1				239 A Toledo 5 1							
133 H Miami (OH) 0 0				262 H Western Ill. 4 0							
316 A Bowling Green 5 0				161 A Northwestern 0 0							

Non-Div. I Games:

Western Mich.

Average RPI Win: 215		WON-LOST	WINNING	LAST 10	STRENGTH OF		OPP. STRENGTH	TEAM	ADJ	CONF.	ADJ CONF.
Average RPI Loss: 39		RECORD	PCT. RANK	GAMES	SCHEDULE		OF SCHEDULE	RPI	RPI	RPI	RPI
DIV. I ONLY		4-11-1	.28125	285	0-10-0		53	43	163	.49558	165
DIV. I NON-CONF.		4-1-1	.75	51	0-0-0		226	220	109	.53442	110
TOTALS		RPI 1-25	RPI 26-50		W-L RECORDS		RPI 51-100		RPI 101-150		RPI 150+
4-11-1	0-4-0	0-2-0		OVERALL		0-5-0		0-0-0		4-0-1	
3-6-0	0-3-0	0-1-0		HOME		0-2-0		0-0-0		3-0-0	
1-5-1	0-1-0	0-1-0		AWAY		0-3-0		0-0-0		1-0-1	
0-0-0	0-0-0	0-0-0		NEUTRAL		0-0-0		0-0-0		0-0-0	
4-1-1	0-0-0	0-0-0		NON-CONFERENCE		0-1-0		0-0-0		4-0-1	
3-0-0	0-0-0	0-0-0		HOME		0-0-0		0-0-0		3-0-0	
1-1-1	0-0-0	0-0-0		AWAY		0-1-0		0-0-0		1-0-1	
0-0-0	0-0-0	0-0-0		NEUTRAL		0-0-0		0-0-0		0-0-0	
0-10-0	0-4-0	0-2-0		CONFERENCE		0-4-0		0-0-0		0-0-0	
0-6-0	0-3-0	0-1-0		HOME		0-2-0		0-0-0		0-0-0	
0-4-0	0-1-0	0-1-0		AWAY		0-2-0		0-0-0		0-0-0	
0-0-0	0-0-0	0-0-0		NEUTRAL		0-0-0		0-0-0		0-0-0	
RPI S	Opponent	Score	RPI S	Opponent	Score	RPI S	Opponent	Score	RPI S	Opponent	Score
1	H Virginia	1 3	31	A Notre Dame	0 3	52	A Ohio St.	0 2	154	H Central Mich.	1 0
3	H North Carolina	0 1	32	H Boston College	0 3	58	A Clemson	0 2	232	A Duquesne	1 0
8	A Florida St.	0 4				69	H Syracuse	0 4	234	H Bucknell	3 0
10	H Virginia Tech	0 4				77	A Miami (FL)	0 1	239	H Toledo	1 0
						90	H North Carolina St.	0 1	293	A Robert Morris	1 1
LAST 10 GAMES											
10	H Virginia Tech	0 4	3	H North Carolina	0 1						
8	A Florida St.	0 4	1	H Virginia	1 3						
77	A Miami (FL)	0 1	58	A Clemson	0 2						
69	H Syracuse	0 4	90	H North Carolina St.	0 1						
31	A Notre Dame	0 3	32	H Boston College	0 3						

Non-Div. I Games:

Pittsburgh

Average RPI Win: 218		WON-LOST	WINNING	LAST 10	STRENGTH OF		OPP. STRENGTH	TEAM	ADJ	CONF.	ADJ CONF.
Average RPI Loss: 76		RECORD	PCT. RANK	GAMES	SCHEDULE		OF SCHEDULE	RPI	RPI	RPI	RPI
DIV. I ONLY		5-6-4	.46667	177	5-3-2		153	125	167	.49553	166
DIV. I NON-CONF.		3-3-2	.5	148	3-0-0		180	99	155	.49753	152
TOTALS		RPI 1-25	RPI 26-50		W-L RECORDS		RPI 51-100		RPI 101-150		RPI 150+
5-6-4		0-2-0	1-0-0		OVERALL		0-2-1		1-1-0		3-1-3
4-3-1		0-1-0	1-0-0		HOME		0-1-0		1-0-0		2-1-1
1-2-3		0-0-0	0-0-0		AWAY		0-1-1		0-1-0		1-0-2
0-1-0		0-1-0	0-0-0		NEUTRAL		0-0-0		0-0-0		0-0-0
3-3-2		0-1-0	1-0-0		NON-CONFERENCE		0-2-0		0-0-0		2-0-2
3-1-1		0-0-0	1-0-0		HOME		0-1-0		0-0-0		2-0-1
0-1-1		0-0-0	0-0-		AWAY		0-1-0		0-0-0		0-0-1
0-1-0		0-1-0	0-0-0		NEUTRAL		0-0-0		0-0-0		0-0-0
2-3-2		0-1-0	0-0-0		CONFERENCE		0-0-1		1-1-0		1-1-1
1-2-0		0-1-0	0-0-0		HOME		0-0-0		1-0-0		0-1-0
1-1-2		0-0-0	0-0-0		AWAY		0-0-1		0-1-0		1-0-1
0-0-0		0-0-0	0-0-0		NEUTRAL		0-0-0		0-0-0		0-0-0
RPI S	Opponent	Score	RPI S	Opponent	Score	RPI S	Opponent	Score	RPI S	Opponent	Score
9 N	UCF	1 2	38 H	Tennessee	1 0	53 A	South Fla.	0 1	120 A	Marshall	1 2
23 H	Colorado Col.	0 2				71 H	Memphis	1 3	134 H	UAB	2 0
						100 A	Charlotte	2 2	178 A	UT Martin	0 0
									179 H	Louisiana Tech	0 1
									197 H	Lipscomb	0 0
									257 A	Old Dominion	1 1
									282 A	Fla. Atlantic	1 0
									312 H	Tennessee Tech	3 0
									325 H	Alabama A&M	8 0
LAST 10 GAMES											
	120 A Marshall	1 2		23 H Colorado Col.	0 2						
	257 A Old Dominion	1 1		134 H UAB	2 0						
	179 H Louisiana Tech	0 1		325 H Alabama A&M	8 0						
	100 A Charlotte	2 2		312 H Tennessee Tech	3 0						
	282 A Fla. Atlantic	1 0		38 H Tennessee	1 0						

Non-Div. I Games:

Middle Tenn.

Average RPI Win:	242	WON-LOST	WINNING	LAST 10	STRENGTH OF	OPP. STRENGTH	TEAM	ADJ	CONF.	ADJ CONF.		
Average RPI Loss:	227	RECORD	PCT. RANK	GAMES	SCHEDULE	OF SCHEDULE	RPI	RPI	RPI	RPI		
DIV. I ONLY		9-4-2	.66667	62	4-4-1	278	261	164	.49487	167	28	28
DIV. I NON-CONF.		5-1-1	.78571	40	0-1-0	254	240	113	.53132	117	28	28
<hr/>												
TOTALS	RPI 1-25	RPI 26-50		W-L RECORDS		RPI 51-100		RPI 101-150		RPI 150+		
9-4-2	0-0-0	0-0-0		OVERALL		0-0-0		1-0-1		8-4-1		
3-2-1	0-0-0	0-0-0		HOME		0-0-0		0-0-0		3-2-1		
6-2-1	0-0-0	0-0-0		AWAY		0-0-0		1-0-1		5-2-0		
0-0-0	0-0-0	0-0-0		NEUTRAL		0-0-0		0-0-0		0-0-0		
<hr/>												
5-1-1	0-0-0	0-0-0		NON-CONFERENCE		0-0-0		1-0-1		4-1-0		
1-0-0	0-0-0	0-0-0		HOME		0-0-0		0-0-0		1-0-0		
4-1-1	0-0-0	0-0-		AWAY		0-0-0		1-0-1		3-1-0		
0-0-0	0-0-0	0-0-0		NEUTRAL		0-0-0		0-0-0		0-0-0		
<hr/>												
4-3-1	0-0-0	0-0-0		CONFERENCE		0-0-0		0-0-0		4-3-1		
2-2-1	0-0-0	0-0-0		HOME		0-0-0		0-0-0		2-2-1		
2-1-0	0-0-0	0-0-0		AWAY		0-0-0		0-0-0		2-1-0		
0-0-0	0-0-0	0-0-0		NEUTRAL		0-0-0		0-0-0		0-0-0		
<hr/>												
RPI	S	Opponent	Score	RPI	S	Opponent	Score	RPI	S	Opponent	Score	

Non-Div. I Games:

Austin Peay

Average RPI Win:	256	WON-LOST	WINNING	LAST 10	STRENGTH OF	OPP. STRENGTH	TEAM	ADJ	CONF.	ADJ CONF.					
Average RPI Loss:	155	RECORD	PCT. RANK	GAMES	SCHEDULE	OF SCHEDULE	RPI	RPI	RPI	RPI					
DIV. I ONLY	10-5-2	.64706	75	5-4-1	271	257	168	.4934	168	20	20				
DIV. I NON-CONF.	7-3-1	.68182	79	2-2-0	270	267	151	.49744	153	23	23				
<hr/>															
TOTALS	RPI 1-25	RPI 26-50		W-L RECORDS		RPI 51-100		RPI 101-150		RPI 150+					
10-5-2	0-0-0	0-0-0		OVERALL		0-1-0		0-2-1		10-2-1					
4-1-1	0-0-0	0-0-0		HOME		0-0-0		0-1-0		4-0-1					
4-4-1	0-0-0	0-0-0		AWAY		0-1-0		0-1-1		4-2-0					
2-0-0	0-0-0	0-0-0		NEUTRAL		0-0-0		0-0-0		2-0-0					
7-3-1	0-0-0	0-0-0		NON-CONFERENCE		0-1-0		0-1-1		7-1-0					
4-0-0	0-0-0	0-0-0		HOME		0-0-0		0-0-0		4-0-0					
1-3-1	0-0-0	0-0-		AWAY		0-1-0		0-1-1		1-1-0					
2-0-0	0-0-0	0-0-0		NEUTRAL		0-0-0		0-0-0		2-0-0					
3-2-1	0-0-0	0-0-0		CONFERENCE		0-0-0		0-1-0		3-1-1					
0-1-1	0-0-0	0-0-0		HOME		0-0-0		0-1-0		0-0-1					
3-1-0	0-0-0	0-0-0		AWAY		0-0-0		0-0-0		3-1-0					
0-0-0	0-0-0	0-0-0		NEUTRAL		0-0-0		0-0-0		0-0-0					
RPI	S	Opponent	Score	RPI	S	Opponent	Score	RPI	S	Opponent	Score				
						53	A	South Fla.	0	1	111	H	Western Ky.	0	1
						134	A	UAB	2	3					
						145	A	Nicholls St.	1	1					
						179	N	Louisiana Tech	1	0					
						202	A	Arkansas St.	2	0					
						204	A	Southern Miss.	3	2					
						209	H	Texas St.	2	2					
						213	H	Mississippi St.	3	2					
						229	A	North Florida	0	1					
						242	A	Georgia St.	2	1					
						250	A	Troy	0	1					
						279	A	UALR	1	0					
						300	H	Murray St.	2	0					
						306	H	Southern U.	8	0					
						311	N	Jackson St.	5	0					
						325	H	Alabama A&M	11	0					
						LAST 10 GAMES									
250	A	Troy	0	1	209	H	Texas St.	2	2						
111	H	Western Ky.	0	1	229	A	North Florida	0	1						
242	A	Georgia St.	2	1	53	A	South Fla.	0	1						
202	A	Arkansas St.	2	0	325	H	Alabama A&M	11	0						
279	A	UALR	1	0	300	H	Murray St.	2	0						

Non-Div. I Games:

South Ala.

Average RPI Win:	242	WON-LOST RECORD	WINNING PCT. RANK	LAST 10 GAMES	STRENGTH OF SCHEDULE	OPP. STRENGTH OF SCHEDULE	TEAM RPI	ADJ RPI	CONF. RPI	ADJ CONF. RPI		
DIV. I ONLY		6-7-2	.46667	177	4-4-2	115	255	169	.49279	169	21	21
DIV. I NON-CONF.		3-5-0	.375	229	1-2-0	85	238	176	.48629	175	21	21
<hr/>												
TOTALS	RPI 1-25	RPI 26-50		W-L RECORDS		RPI 51-100		RPI 101-150		RPI 150+		
6-7-2	0-0-0	0-1-0		OVERALL		0-1-0		1-4-1		5-1-1		
4-3-2	0-0-0	0-0-0		HOME		0-0-0		1-2-1		3-1-1		
2-3-0	0-0-0	0-1-0		AWAY		0-0-0		0-2-0		2-0-0		
0-1-0	0-0-0	0-0-0		NEUTRAL		0-1-0		0-0-0		0-0-0		
<hr/>												
3-5-0	0-0-0	0-1-0		NON-CONFERENCE		0-1-0		1-2-0		2-1-0		
2-2-0	0-0-0	0-0-0		HOME		0-0-0		1-1-0		1-1-0		
1-2-0	0-0-0	0-0-		AWAY		0-0-0		0-1-0		1-0-0		
0-1-0	0-0-0	0-0-0		NEUTRAL		0-1-0		0-0-0		0-0-0		
<hr/>												
3-2-2	0-0-0	0-0-0		CONFERENCE		0-0-0		0-2-1		3-0-1		
2-1-2	0-0-0	0-0-0		HOME		0-0-0		0-1-1		2-0-1		
1-1-0	0-0-0	0-0-0		AWAY		0-0-0		0-1-0		1-0-0		
0-0-0	0-0-0	0-0-0		NEUTRAL		0-0-0		0-0-0		0-0-0		
<hr/>												
RPI	S	Opponent	Score	RPI	S	Opponent	Score	RPI	S	Opponent	Score	
				46	A	Texas Tech	0 3	78	N	FGCU	1 5	
								104	H	Utah St.	2 3	
								113	H	Portland St.	0 1	
								114	H	Weber St.	1 1	
								116	H	Boise St.	2 1	
								132	A	Hawaii	1 4	
								141	A	Northern Ariz.	1 2	
								227	A	Southern Utah	2 0	
								228	A	Wyoming	1 0	
								238	H	Utah Valley	2 4	
								261	H	Montana	1 1	
								267	H	Sacramento St.	2 1	
								297	H	Eastern Wash.	1 0	
								317	H	Idaho	2 0	
<hr/>												
				LAST 10 GAMES								
				113	H	Portland St.	0 1	261	H	Montana	1 1	
				267	H	Sacramento St.	2 1	297	H	Eastern Wash.	1 0	
				114	H	Weber St.	1 1	228	A	Wyoming	1 0	
				227	A	Southern Utah	2 0	78	N	FGCU	1 5	
				141	A	Northern Ariz.	1 2	132	A	Hawaii	1 4	

Non-Div. I Games:

Idaho St.

Average RPI Win:	225	WON-LOST	WINNING	LAST 10	STRENGTH OF	OPP. STRENGTH	TEAM	ADJ	CONF.	ADJ CONF.	
Average RPI Loss:	140	RECORD	PCT. RANK	GAMES	SCHEDULE	OF SCHEDULE	RPI	RPI	RPI	RPI	
DIV. I ONLY	8-7-1	.53125	141	5-5-0	195	186	171	.49215	170	27	27
DIV. I NON-CONF.	4-6-1	.40909	213	1-4-0	143	149	183	.48168	182	27	27
TOTALS	RPI 1-25	RPI 26-50	W-L RECORDS	RPI 51-100	RPI 101-150	RPI 150+					
8-7-1	0-0-0	0-0-0	OVERALL	0-4-0	0-0-0	8-3-1					
3-2-1	0-0-0	0-0-0	HOME	0-1-0	0-0-0	3-1-1					
5-4-0	0-0-0	0-0-0	AWAY	0-2-0	0-0-0	5-2-0					
0-1-0	0-0-0	0-0-0	NEUTRAL	0-1-0	0-0-0	0-0-0					
4-6-1	0-0-0	0-0-0	NON-CONFERENCE	0-4-0	0-0-0	4-2-1					
1-2-1	0-0-0	0-0-0	HOME	0-1-0	0-0-0	1-1-1					
3-3-0	0-0-0	0-0-	AWAY	0-2-0	0-0-0	3-1-0					
0-1-0	0-0-0	0-0-0	NEUTRAL	0-1-0	0-0-0	0-0-0					
4-1-0	0-0-0	0-0-0	CONFERENCE	0-0-0	0-0-0	4-1-0					
2-0-0	0-0-0	0-0-0	HOME	0-0-0	0-0-0	2-0-0					
2-1-0	0-0-0	0-0-0	AWAY	0-0-0	0-0-0	2-1-0					
0-0-0	0-0-0	0-0-0	NEUTRAL	0-0-0	0-0-0	0-0-0					
RPI S	Opponent	Score	RPI S	Opponent	Score	RPI S	Opponent	Score	RPI S	Opponent	Score
						59 H	Navy	0 5	152 A	Oakland	3 1
						72 N	VCU	1 2	180 A	Wagner	2 1
						75 A	Villanova	1 2	192 A	George Washington	3 1
						76 A	Delaware	0 2	203 H	Morehead St.	1 1
									207 H	George Mason	3 0
									220 H	Towson	1 2
									232 A	Duquesne	0 1
									234 A	Bucknell	2 1
									244 A	Central Conn. St.	1 2
									270 H	Bryant	5 0
									272 A	LIU Brooklyn	2 0
									293 H	Robert Morris	3 1
LAST 10 GAMES											
						244 A	Central Conn. St.	1 2	152 A	Oakland	3 1
						293 H	Robert Morris	3 1	59 H	Navy	0 5
						270 H	Bryant	5 0	220 H	Towson	1 2
						180 A	Wagner	2 1	75 A	Villanova	1 2
						272 A	LIU Brooklyn	2 0	76 A	Delaware	0 2

Non-Div. I Games:

Saint Francis (PA)

Average RPI Win: 238		WON-LOST	WINNING	LAST 10	STRENGTH OF		OPP. STRENGTH	TEAM	ADJ	CONF.	ADJ CONF.
Average RPI Loss: 132		RECORD	PCT. RANK	GAMES	SCHEDULE		OF SCHEDULE	RPI	RPI	RPI	RPI
DIV. I ONLY		8-7-1	.53125	141	5-5-0		184	217	172	.49208	171
DIV. I NON-CONF.		3-4-1	.4375	197	0-2-0		70	207	140	.51061	140
TOTALS		RPI 1-25	RPI 26-50		W-L RECORDS		RPI 51-100		RPI 101-150		RPI 150+
8-7-1	0-0-0	0-0-0		OVERALL		0-2-0		1-3-0		7-2-1	
3-3-0	0-0-0	0-0-0		HOME		0-1-0		0-1-0		3-1-0	
4-3-1	0-0-0	0-0-0		AWAY		0-0-0		1-2-0		3-1-1	
1-1-0	0-0-0	0-0-0		NEUTRAL		0-1-0		0-0-0		1-0-0	
3-4-1	0-0-0	0-0-0		NON-CONFERENCE		0-2-0		1-1-0		2-1-1	
0-2-0	0-0-0	0-0-0		HOME		0-1-0		0-1-0		0-0-0	
2-1-1	0-0-0	0-0-		AWAY		0-0-0		1-0-0		1-1-1	
1-1-0	0-0-0	0-0-0		NEUTRAL		0-1-0		0-0-0		1-0-0	
5-3-0	0-0-0	0-0-0		CONFERENCE		0-0-0		0-2-0		5-1-0	
3-1-0	0-0-0	0-0-0		HOME		0-0-0		0-0-0		3-1-0	
2-2-0	0-0-0	0-0-0		AWAY		0-0-0		0-2-0		2-0-0	
0-0-0	0-0-0	0-0-0		NEUTRAL		0-0-0		0-0-0		0-0-0	
RPI S	Opponent	Score	RPI S	Opponent	Score	RPI S	Opponent	Score	RPI S	Opponent	Score
						72 N	VCU	1 2	134 H	UAB	1 3
						85 H	Elon	0 2	136 A	Longwood	0 1
									137 A	Wofford	2 0
									148 A	High Point	2 3
									158 N	Kent St.	1 0
									172 A	UNC Wilmington	0 1
									174 H	Winthrop	0 1
									183 A	Presbyterian	4 0
									199 A	Davidson	0 0
									253 H	UNC Asheville	5 0
									260 A	USC Upstate	4 0
									287 A	Campbell	4 1
									304 H	Gardner-Webb	7 0
									319 H	VMI	3 0
LAST 10 GAMES											
						253 H	UNC Asheville	5 0	304 H	Gardner-Webb	7 0
						287 A	Campbell	4 1	319 H	VMI	3 0
						174 H	Winthrop	0 1	136 A	Longwood	0 1
						183 A	Presbyterian	4 0	172 A	UNC Wilmington	0 1
						148 A	High Point	2 3	134 H	UAB	1 3

Non-Div. I Games:

Coastal Caro.

Average RPI Win:		203	WON-LOST RECORD		WINNING PCT. RANK		LAST 10 GAMES		STRENGTH OF SCHEDULE		OPP. STRENGTH OF SCHEDULE		TEAM RPI		ADJ RPI		CONF. RPI		ADJ CONF. RPI	
Average RPI Loss:		102																		
DIV. I ONLY			8-8-0		.5 152		7-3-0		200		112		173		.49136 172		10		10	
DIV. I NON-CONF.			5-5-0		.5 148		4-0-0		239		117		189		.47838 189		9		9	
TOTALS		RPI 1-25		RPI 26-50		W-L RECORDS		RPI 51-100		RPI 101-150		RPI 150+								
8-8-0		0-1-0		1-1-0		OVERALL		0-2-0		1-2-0		6-2-0								
5-0-0		0-0-0		0-0-0		HOME		0-0-0		1-0-0		4-0-0								
3-6-0		0-1-0		1-1-0		AWAY		0-2-0		0-1-0		2-1-0								
0-2-0		0-0-0		0-0-0		NEUTRAL		0-0-0		0-1-0		0-1-0								
5-5-0		0-1-0		0-0-0		NON-CONFERENCE		0-2-0		1-1-0		4-1-0								
3-0-0		0-0-0		0-0-0		HOME		0-0-0		1-0-0		2-0-0								
2-3-0		0-1-0		0-0-		AWAY		0-2-0		0-0-0		2-0-0								
0-2-0		0-0-0		0-0-0		NEUTRAL		0-0-0		0-1-0		0-1-0								
3-3-0		0-0-0		1-1-0		CONFERENCE		0-0-0		0-1-0		2-1-0								
2-0-0		0-0-0		0-0-0		HOME		0-0-0		0-0-0		2-0-0								
1-3-0		0-0-0		1-1-0		AWAY		0-0-0		0-1-0		0-1-0								
0-0-0		0-0-0		0-0-0		NEUTRAL		0-0-0		0-0-0		0-0-0								
RPI S	Opponent		Score		RPI S	Opponent		Score		RPI S	Opponent		Score		RPI S	Opponent		Score		
15 A	South Carolina		0 2		34 A	William & Mary		3 0		90 A	North Carolina St.		1 2		115 A	Hofstra		1 2		
					37 A	James Madison		1 2		100 A	Charlotte		0 1		124 N	UNC Greensboro		0 2		
															136 H	Longwood		4 2		
															159 N	Western Caro.		1 2		
															171 H	Coastal Caro.		1 0		
															175 A	Northeastern		1 2		
															191 A	East Carolina		3 2		
															220 H	Towson		2 1		
															255 H	Col. of Charleston		1 0		
															298 H	A&M-Corpus Christi		4 2		
															321 A	Francis Marion		3 1		
				LAST 10 GAMES																
					34 A	William & Mary		3 0		115 A	Hofstra		1 2							
					37 A	James Madison		1 2		321 A	Francis Marion		3 1							
					255 H	Col. of Charleston		1 0		171 H	Coastal Caro.		1 0							
					220 H	Towson		2 1		136 H	Longwood		4 2							
					175 A	Northeastern		1 2		298 H	A&M-Corpus Christi		4 2							

Non-Div. I Games:

UNC Wilmington

Average RPI Win:		188	WON-LOST		WINNING		LAST 10		STRENGTH OF		OPP. STRENGTH		TEAM		ADJ		CONF.		ADJ CONF.				
Average RPI Loss:		79	RECORD		PCT. RANK		GAMES		SCHEDULE		OF SCHEDULE		RPI		RPI		RPI		RPI				
DIV. I ONLY			5-7-3		.43333		196		1-6-3		156		83		179		.49134		173				
DIV. I NON-CONF.			5-4-2		.54545		147		1-3-2		130		65		119		.52969		119				
TOTALS		RPI 1-25		RPI 26-50		W-L RECORDS		RPI 51-100		RPI 101-150		RPI 150+											
5-7-3		0-2-0		0-1-0		OVERALL		1-2-0		1-1-2		3-1-1											
4-4-0		0-1-0		0-1-0		HOME		1-1-0		0-0-0		3-1-0											
1-2-3		0-0-0		0-0-0		AWAY		0-1-0		1-1-2		0-0-1											
0-1-0		0-1-0		0-0-0		NEUTRAL		0-0-0		0-0-0		0-0-0											
5-4-2		0-2-0		0-0-0		NON-CONFERENCE		1-1-0		1-0-2		3-1-0											
4-2-0		0-1-0		0-0-0		HOME		1-0-0		0-0-0		3-1-0											
1-1-2		0-0-0		0-0-		AWAY		0-1-0		1-0-2		0-0-0											
0-1-0		0-1-0		0-0-0		NEUTRAL		0-0-0		0-0-0		0-0-0											
0-3-1		0-0-0		0-1-0		CONFERENCE		0-1-0		0-1-0		0-0-1											
0-2-0		0-0-0		0-1-0		HOME		0-1-0		0-0-0		0-0-0											
0-1-1		0-0-0		0-0-0		AWAY		0-0-0		0-1-0		0-0-1											
0-0-0		0-0-0		0-0-0		NEUTRAL		0-0-0		0-0-0		0-0-0											
RPI	S	Opponent		Score		RPI	S	Opponent		Score		RPI	S	Opponent		Score							
12	N	Nebraska		0	3	29	H	BYU		0	2	68	A	Long Beach St.		0	1	105	A	Oregon			
21	H	California		0	3							81	H	Harvard		1	0	110	A	Kansas			
												93	H	San Diego		0	1	113	A	Portland St.			
																		144	A	St. Mary's (CA)		0	1
																		184	H	Detroit		0	1
																		189	H	UC Davis		1	0
																		263	H	Nevada		2	0
																		273	A	Pacific		1	1
																		299	H	San Jose St.		2	1
LAST 10 GAMES																							
273	A	Pacific		1	1	68	A	Long Beach St.		0	1	113	A	Portland St.		0	0	105	A	Oregon			
93	H	San Diego		0	1	113	A	Portland St.		0	0	110	A	Kansas		1	0	12	N	Nebraska			
29	H	BYU		0	2	105	A	Oregon		1	1	110	A	Kansas		1	0						
144	A	St. Mary's (CA)		0	1	12	N	Nebraska		0	3												
21	H	California		0	3																		

Non-Div. I Games:

San Francisco

Average RPI Win:	238	WON-LOST	WINNING	LAST 10	STRENGTH OF	OPP. STRENGTH	TEAM	ADJ	CONF.	ADJ CONF.	
Average RPI Loss:	219	RECORD	PCT. RANK	GAMES	SCHEDULE	OF SCHEDULE	RPI	RPI	RPI	RPI	
DIV. I ONLY	9-3-1	.73077	42	7-2-1	314	262	175	.49117	174	22	22
DIV. I NON-CONF.	3-1-1	.7	64	1-0-1	284	270	159	.49399	158	26	26
TOTALS	RPI 1-25	RPI 26-50	W-L RECORDS		RPI 51-100	RPI 101-150		RPI 150+			
9-3-1	0-0-0	0-0-0	OVERALL		0-0-0	2-1-0		7-2-1			
4-1-0	0-0-0	0-0-0	HOME		0-0-0	1-1-0		3-0-0			
5-2-1	0-0-0	0-0-0	AWAY		0-0-0	1-0-0		4-2-1			
0-0-0	0-0-0	0-0-0	NEUTRAL		0-0-0	0-0-0		0-0-0			
3-1-1	0-0-0	0-0-0	NON-CONFERENCE		0-0-0	1-0-0		2-1-1			
2-0-0	0-0-0	0-0-0	HOME		0-0-0	1-0-0		1-0-0			
1-1-1	0-0-0	0-0-	AWAY		0-0-0	0-0-0		1-1-1			
0-0-0	0-0-0	0-0-0	NEUTRAL		0-0-0	0-0-0		0-0-0			
6-2-0	0-0-0	0-0-0	CONFERENCE		0-0-0	1-1-0		5-1-0			
2-1-0	0-0-0	0-0-0	HOME		0-0-0	0-1-0		2-0-0			
4-1-0	0-0-0	0-0-0	AWAY		0-0-0	1-0-0		3-1-0			
0-0-0	0-0-0	0-0-0	NEUTRAL		0-0-0	0-0-0		0-0-0			
RPI S	Opponent	Score	RPI S	Opponent	Score	RPI S	Opponent	Score	RPI S	Opponent	Score
							136 H Longwood	0	3		
							137 H Wofford	1	0		
							148 A High Point	2	1		
							171 A Coastal Caro.	1	0		
							193 A Citadel	2	2		
							199 H Davidson	2	1		
							245 A East Tenn. St.	0	2		
							253 H UNC Asheville	1	0		
							276 A Charleston So.	0	3		
							287 H Campbell	3	1		
							304 A Gardner-Webb	4	1		
							319 A VMI	4	0		
							325 A Alabama A&M	11	1		

Average RPI Win:		179	WON-LOST RECORD		WINNING PCT. RANK		LAST 10 GAMES		STRENGTH OF SCHEDULE		OPP. STRENGTH OF SCHEDULE		TEAM RPI		ADJ RPI		CONF. RPI		ADJ CONF. RPI	
DIV. I ONLY			5-7-3		.43333	196	5-4-1		147		92		174		.4911	175		10		10
DIV. I NON-CONF.			0-6-3		.16667	295	0-3-1		107		62		244		.44151	241		9		9
TOTALS		RPI 1-25		RPI 26-50		W-L RECORDS		RPI 51-100		RPI 101-150		RPI 150+								
5-7-3		0-2-0		0-0-0		OVERALL		0-3-0		2-0-0		3-2-3								
2-2-2		0-1-0		0-0-0		HOME		0-1-0		1-0-0		1-0-2								
3-5-1		0-1-0		0-0-0		AWAY		0-2-0		1-0-0		2-2-1								
0-0-0		0-0-0		0-0-0		NEUTRAL		0-0-0		0-0-0		0-0-0								
0-6-3		0-2-0		0-0-0		NON-CONFERENCE		0-2-0		0-0-0		0-2-3								
0-2-2		0-1-0		0-0-0		HOME		0-1-0		0-0-0		0-0-2								
0-4-1		0-1-0		0-0-		AWAY		0-1-0		0-0-0		0-2-1								
0-0-0		0-0-0		0-0-0		NEUTRAL		0-0-0		0-0-0		0-0-0								
5-1-0		0-0-0		0-0-0		CONFERENCE		0-1-0		2-0-0		3-0-0								
2-0-0		0-0-0		0-0-0		HOME		0-0-0		1-0-0		1-0-0								
3-1-0		0-0-0		0-0-0		AWAY		0-1-0		1-0-0		2-0-0								
0-0-0		0-0-0		0-0-0		NEUTRAL		0-0-0		0-0-0		0-0-0								
RPI	S	Opponent		Score		RPI	S	Opponent		Score		RPI	S	Opponent		Score				
2	A	UCLA		0	4							115	H	Hofstra		2	0			
15	H	South Carolina		0	3							70	A	Brown		1	0			
												76	A	Delaware		0	0			
												156	H	Maine		1	1			
												161	H	Northwestern		1	1			
												172	H	UNC Wilmington		2	1			
												198	A	Massachusetts		1	2			
												215	A	Loyola Marymount		0	1			
												220	A	Towson		3	2			
												255	A	Col. of Charleston		3	0			
												256	A	New Hampshire		1	1			
LAST 10 GAMES																				
						220	A	Towson		3	2	255	A	Col. of Charleston		3	0			
						76	A	Delaware		0	2	198	A	Massachusetts		1	2			
						131	A	Drexel		1	0	156	H	Maine		1	1			
						115	H	Hofstra		2	0	70	A	Brown		1	2			
						172	H	UNC Wilmington		2	1	52	H	Ohio St.		1	4			

Non-Div. I Games:

Northeastern

Average RPI Win:		214	WON-LOST RECORD		WINNING PCT. RANK		LAST 10 GAMES		STRENGTH OF SCHEDULE		OPP. STRENGTH OF SCHEDULE		TEAM RPI		ADJ RPI		CONF. RPI		ADJ CONF. RPI	
DIV. I ONLY			8-7-2		.52941 150		5-3-2		204		173		176		.49067 176		23		23	
DIV. I NON-CONF.			3-5-1		.38889 221		0-1-1		221		134		226		.45323 223		17		17	
TOTALS		RPI 1-25		RPI 26-50		W-L RECORDS		RPI 51-100		RPI 101-150		RPI 150+								
8-7-2		0-1-0		0-1-0		OVERALL		0-1-0		2-2-0		6-2-2								
4-2-0		0-1-0		0-0-0		HOME		0-0-0		2-0-0		2-1-0								
4-5-2		0-0-0		0-1-0		AWAY		0-1-0		0-2-0		4-1-2								
0-0-0		0-0-0		0-0-0		NEUTRAL		0-0-0		0-0-0		0-0-0								
3-5-1		0-1-0		0-1-0		NON-CONFERENCE		0-1-0		0-1-0		3-1-1								
0-2-0		0-1-0		0-0-0		HOME		0-0-0		0-0-0		0-1-0								
3-3-1		0-0-0		0-0-		AWAY		0-1-0		0-1-0		3-0-1								
0-0-0		0-0-0		0-0-0		NEUTRAL		0-0-0		0-0-0		0-0-0								
5-2-1		0-0-0		0-0-0		CONFERENCE		0-0-0		2-1-0		3-1-1								
4-0-0		0-0-0		0-0-0		HOME		0-0-0		2-0-0		2-0-0								
1-2-1		0-0-0		0-0-0		AWAY		0-0-0		0-1-0		1-1-1								
0-0-0		0-0-0		0-0-0		NEUTRAL		0-0-0		0-0-0		0-0-0								
RPI	S	Opponent		Score		RPI	S	Opponent		Score		RPI	S	Opponent		Score				
14	H	Santa Clara		0 1		35	A	Pepperdine		1 3		99	A	Cal St. Fullerton		0 1				
												104	H	Utah St.		1 0				
												116	H	Boise St.		2 1				
												130	A	San Diego St.		1 2				
												150	A	UC Santa Barbara		0 2				
												185	H	UNLV		1 0				
												206	H	Cal St. Northridge		1 2				
												211	A	New Mexico		0 1				
												219	A	Gonzaga		1 0				
												228	A	Wyoming		0 0				
												236	A	UC Riverside		1 0				
263	H	Nevada		3 1																
267	A	Sacramento St.		2 2																
288	A	Air Force		2 1																
297	A	Eastern Wash.		3 2																
LAST 10 GAMES																				
288 A Air Force						2 1		263 H Nevada						3 1						
228 A Wyoming						0 0		211 A New Mexico						0 1						
116 H Boise St.						2 1		130 A San Diego St.						1 2						
104 H Utah St.						1 0		35 A Pepperdine						1 3						
185 H UNLV						1 0		267 A Sacramento St.						2 2						

[illegible]

Non-Div. I Games:

Saint Louis

Average RPI Win:		248	WON-LOST RECORD		WINNING PCT. RANK		LAST 10 GAMES		STRENGTH OF SCHEDULE		OPP. STRENGTH OF SCHEDULE		TEAM RPI		ADJ RPI		CONF. RPI		ADJ CONF. RPI	
DIV. I ONLY			8-7-1		.53125 141		7-3-0		211		169		178		.49037 178		28		28	
DIV. I NON-CONF.			2-6-1		.27778 270		1-2-0		90		123		201		.47048 199		28		28	
TOTALS		RPI 1-25		RPI 26-50		W-L RECORDS		RPI 51-100		RPI 101-150		RPI 150+								
8-7-1		0-2-0		0-1-0		OVERALL		0-0-0		0-0-0		8-4-1								
2-2-1		0-0-0		0-1-0		HOME		0-0-0		0-0-0		2-1-1								
6-4-0		0-1-0		0-0-0		AWAY		0-0-0		0-0-0		6-3-0								
0-1-0		0-1-0		0-0-0		NEUTRAL		0-0-0		0-0-0		0-0-0								
2-6-1		0-2-0		0-1-0		NON-CONFERENCE		0-0-0		0-0-0		2-3-1								
0-2-1		0-0-0		0-1-0		HOME		0-0-0		0-0-0		0-1-1								
2-3-0		0-1-0		0-0-		AWAY		0-0-0		0-0-0		2-2-0								
0-1-0		0-1-0		0-0-0		NEUTRAL		0-0-0		0-0-0		0-0-0								
6-1-0		0-0-0		0-0-0		CONFERENCE		0-0-0		0-0-0		6-1-0								
2-0-0		0-0-0		0-0-0		HOME		0-0-0		0-0-0		2-0-0								
4-1-0		0-0-0		0-0-0		AWAY		0-0-0		0-0-0		4-1-0								
0-0-0		0-0-0		0-0-0		NEUTRAL		0-0-0		0-0-0		0-0-0								
RPI	S	Opponent		Score		RPI	S	Opponent		Score		RPI	S	Opponent		Score				
18	A	Denver		0	1	41	H	Oklahoma St.		0	1	166	H	Middle Tenn.		0	0			
25	N	Colorado		1	4							167	A	Austin Peay		1	2			
												177	A	Saint Louis		1	0			
												188	A	Indiana St.		2	4			
												197	A	Lipscomb		2	0			
												203	A	Morehead St.		3	0			
												216	A	Evansville		0	3			
												242	H	Georgia St.		0	1			
												243	A	Eastern Ky.		1	0			
												248	H	Belmont		2	0			
												300	A	Murray St.		2	1			
												301	H	Jacksonville St.		3	1			
												312	A	Tennessee Tech		2	1			
LAST 10 GAMES																				
				248	H	Belmont	2	0	300	A	Murray St.	2	1							
				312	A	Tennessee Tech	2	1	167	A	Austin Peay	1	2							
				243	A	Eastern Ky.	1	0	177	A	Saint Louis	1	0							
				203	A	Morehead St.	3	0	188	A	Indiana St.	2	4							
				301	H	Jacksonville St.	3	1	242	H	Georgia St.	0	1							

Non-Div. I Games:

UT Martin

Average RPI Win:	212	WON-LOST	WINNING	LAST 10	STRENGTH OF	OPP. STRENGTH	TEAM	ADJ	CONF.	ADJ CONF.	
Average RPI Loss:	146	RECORD	PCT. RANK	GAMES	SCHEDULE	OF SCHEDULE	RPI	RPI	RPI	RPI	
DIV. I ONLY	9-7-1	.55882	132	7-3-0	206	235	170	.49035	179	12	12
DIV. I NON-CONF.	5-4-1	.55	142	3-0-0	288	306	231	.44867	231	12	12
<hr/>											
TOTALS	RPI 1-25	RPI 26-50		W-L RECORDS		RPI 51-100		RPI 101-150		RPI 150+	
9-7-1	0-0-0	0-0-0		OVERALL		1-3-0		1-1-0		7-3-1	
4-2-0	0-0-0	0-0-0		HOME		1-0-0		1-1-0		2-1-0	
5-4-1	0-0-0	0-0-0		AWAY		0-3-0		0-0-0		5-1-1	
0-1-0	0-0-0	0-0-0		NEUTRAL		0-0-0		0-0-0		0-1-0	
<hr/>											
5-4-1	0-0-0	0-0-0		NON-CONFERENCE		0-1-0		0-0-0		5-3-1	
1-1-0	0-0-0	0-0-0		HOME		0-0-0		0-0-0		1-1-0	
4-2-1	0-0-0	0-0-		AWAY		0-1-0		0-0-0		4-1-1	
0-1-0	0-0-0	0-0-0		NEUTRAL		0-0-0		0-0-0		0-1-0	
<hr/>											
4-3-0	0-0-0	0-0-0		CONFERENCE		1-2-0		1-1-0		2-0-0	
3-1-0	0-0-0	0-0-0		HOME		1-0-0		1-1-0		1-0-0	
1-2-0	0-0-0	0-0-0		AWAY		0-2-0		0-0-0		1-0-0	
0-0-0	0-0-0	0-0-0		NEUTRAL		0-0-0		0-0-0		0-0-0	
<hr/>											
RPI S	Opponent	Score	RPI S	Opponent	Score	RPI S	Opponent	Score	RPI S	Opponent	Score
						63 A	LSU	0 1	120 H	Marshall	2 0
						86 A	Tulsa	0 3	138 H	FIU	2 3
						91 A	North Texas	0 1	160 A	La.-Lafayette	3 2
						92 H	UTEP	3 0	166 A	Middle Tenn.	1 0
									168 N	South Ala.	0 1
									204 H	Southern Miss.	2 0
									210 H	Central Ark.	0 2
									250 A	Troy	2 0
									266 A	McNeese St.	2 4
									279 A	UALR	2 0
									306 H	Southern U.	5 0
									311 A	Jackson St.	0 0
			327 A	Grambling	6 0						
<hr/>											
LAST 10 GAMES											
			204 H Southern Miss.			2 0	91 A North Texas			0 1	
			92 H UTEP			3 0	86 A Tulsa			0 3	
			166 A Middle Tenn.			1 0	306 H Southern U.			5 0	
			138 H FIU			2 3	327 A Grambling			6 0	
			120 H Marshall			2 0	279 A UALR			2 0	

Non-Div. I Games:

Louisiana Tech

Average RPI Win: 272		WON-LOST	WINNING	LAST 10	STRENGTH OF		OPP. STRENGTH	TEAM	ADJ		CONF.	ADJ CONF.			
Average RPI Loss: 183		RECORD	PCT. RANK	GAMES	SCHEDULE		OF SCHEDULE	RPI	RPI	RPI	RPI				
DIV. I ONLY		9-4-2	.66667	62	5-4-1		283	297	180	.48965	180	27	27		
DIV. I NON-CONF.		7-2-1	.75	51	3-2-0		265	311	138	.51091	138	27	27		
TOTALS		RPI 1-25	RPI 26-50		W-L RECORDS		RPI 51-100		RPI 101-150		RPI 150+				
9-4-2		0-0-0	0-0-0		OVERALL		0-0-0		1-1-1		8-3-1				
6-1-1		0-0-0	0-0-0		HOME		0-0-0		1-0-0		5-1-1				
3-3-1		0-0-0	0-0-0		AWAY		0-0-0		0-1-1		3-2-0				
0-0-0		0-0-0	0-0-0		NEUTRAL		0-0-0		0-0-0		0-0-0				
7-2-1		0-0-0	0-0-0		NON-CONFERENCE		0-0-0		1-1-0		6-1-1				
4-0-1		0-0-0	0-0-0		HOME		0-0-0		1-0-0		3-0-1				
3-2-0		0-0-0	0-0-		AWAY		0-0-0		0-1-0		3-1-0				
0-0-0		0-0-0	0-0-0		NEUTRAL		0-0-0		0-0-0		0-0-0				
2-2-1		0-0-0	0-0-0		CONFERENCE		0-0-0		0-0-1		2-2-0				
2-1-0		0-0-0	0-0-0		HOME		0-0-0		0-0-0		2-1-0				
0-1-1		0-0-0	0-0-0		AWAY		0-0-0		0-0-1		0-1-0				
0-0-0		0-0-0	0-0-0		NEUTRAL		0-0-0		0-0-0		0-0-0				
RPI	S	Opponent	Score	RPI	S	Opponent	Score	RPI	S	Opponent	Score				
								108	A	Stony Brook	1	2			
								147	H	Fairfield	2	1			
								149	A	Fairleigh Dickinson	0	0			
								156	H	Maine	1	1			
								170	H	Saint Francis (PA)	1	2			
								200	A	UMBC	1	2			
								254	A	Mt. St. Mary's	0	3			
								265	H	NJIT	4	0			
								272	H	LIU Brooklyn	1	0			
								275	H	Sacred Heart	5	3			
								277	H	Holy Cross	2	0			
								283	A	Howard	3	2			
								289	H	Manhattan	2	1			
								320	A	Saint Peter's	3	1			
								323	A	Delaware St.	2	0			
LAST 10 GAMES															
						272	H	LIU Brooklyn	1	0	323	A	Delaware St.	2	0
						149	A	Fairleigh Dickinson	0	0	200	A	UMBC	1	2
						254	A	Mt. St. Mary's	0	3	265	H	NJIT	4	0
						170	H	Saint Francis (PA)	1	2	289	H	Manhattan	2	1
						275	H	Sacred Heart	5	3	108	A	Stony Brook	1	2

Non-Div. I Games:

Wagner

Average RPI Win:		252	WON-LOST RECORD		WINNING PCT. RANK		LAST 10 GAMES		STRENGTH OF SCHEDULE		OPP. STRENGTH OF SCHEDULE		TEAM RPI		ADJ RPI		CONF. RPI		ADJ CONF. RPI	
DIV. I ONLY			9-4-3		.65625 67		5-2-3		285		256		181		.4885 181		19		19	
DIV. I NON-CONF.			5-2-1		.6875 70		1-0-1		315		246		206		.46593 207		20		19	
TOTALS		RPI 1-25		RPI 26-50		W-L RECORDS		RPI 51-100		RPI 101-150		RPI 150+								
9-4-3		0-1-0		0-0-0		OVERALL		0-0-0		1-0-0		8-3-3								
5-1-2		0-0-0		0-0-0		HOME		0-0-0		0-0-0		5-1-2								
4-3-1		0-1-0		0-0-0		AWAY		0-0-0		1-0-0		3-2-1								
0-0-0		0-0-0		0-0-0		NEUTRAL		0-0-0		0-0-0		0-0-0								
5-2-1		0-1-0		0-0-0		NON-CONFERENCE		0-0-0		0-0-0		5-1-1								
4-0-0		0-0-0		0-0-0		HOME		0-0-0		0-0-0		4-0-0								
1-2-1		0-1-0		0-0-		AWAY		0-0-0		0-0-0		1-1-1								
0-0-0		0-0-0		0-0-0		NEUTRAL		0-0-0		0-0-0		0-0-0								
4-2-2		0-0-0		0-0-0		CONFERENCE		0-0-0		1-0-0		3-2-2								
1-1-2		0-0-0		0-0-0		HOME		0-0-0		0-0-0		1-1-2								
3-1-0		0-0-0		0-0-0		AWAY		0-0-0		1-0-0		2-1-0								
0-0-0		0-0-0		0-0-0		NEUTRAL		0-0-0		0-0-0		0-0-0								
RPI	S	Opponent		Score		RPI	S	Opponent		Score		RPI	S	Opponent		Score				
23	A	Colorado Col.		0 2										101 A Eastern Mich.		1 0				
														158 H Kent St.		0 1				
														164 A Western Mich.		1 2				
														187 H Ohio		2 1				
														226 A IPFW		0 1				
														239 H Toledo		2 2				
														241 A IUPUI		1 1				
														246 H Green Bay		3 0				
														259 A Buffalo		1 0				
														264 A Akron		2 0				
														281 H Northern Ill.		2 2				
														288 A Air Force		1 0				
														296 H Eastern Ill.		3 0				
														312 H Tennessee Tech		2 0				
														315 H UNI		2 1				
LAST 10 GAMES																				
		281 H Northern Ill.		2 2				158 H Kent St.		0 1										
		239 H Toledo		2 2				264 A Akron		2 0										
		164 A Western Mich.		1 2				259 A Buffalo		1 0										
		101 A Eastern Mich.		1 0				241 A IUPUI		1 1										
		187 H Ohio		2 1				288 A Air Force		1 0										

Non-Div. I Games:

Ball St.

A
m
e
r
i
c
a
n

American

Average RPI Win:	269	WON-LOST	WINNING	LAST 10	STRENGTH OF	OPP. STRENGTH	TEAM	ADJ	CONF.	ADJ CONF.							
Average RPI Loss:	146	RECORD	PCT. RANK	GAMES	SCHEDULE	OF SCHEDULE	RPI	RPI	RPI	RPI							
DIV. I ONLY	7-7-0	.5	152	5-5-0	141	308	182	.48505	183	22	22						
DIV. I NON-CONF.	3-3-0	.5	148	1-1-0	119	319	158	.49214	161	26	26						
<hr/>																	
TOTALS	RPI 1-25	RPI 26-50		W-L RECORDS		RPI 51-100		RPI 101-150		RPI 150+							
7-7-0	0-0-0	0-0-0		OVERALL		0-2-0		0-3-0		7-2-0							
3-4-0	0-0-0	0-0-0		HOME		0-0-0		0-3-0		3-1-0							
4-3-0	0-0-0	0-0-0		AWAY		0-2-0		0-0-0		4-1-0							
0-0-0	0-0-0	0-0-0		NEUTRAL		0-0-0		0-0-0		0-0-0							
<hr/>																	
3-3-0	0-0-0	0-0-0		NON-CONFERENCE		0-1-0		0-1-0		3-1-0							
2-1-0	0-0-0	0-0-0		HOME		0-0-0		0-1-0		2-0-0							
1-2-0	0-0-0	0-0-		AWAY		0-1-0		0-0-0		1-1-0							
0-0-0	0-0-0	0-0-0		NEUTRAL		0-0-0		0-0-0		0-0-0							
<hr/>																	
4-4-0	0-0-0	0-0-0		CONFERENCE		0-1-0		0-2-0		4-1-0							
1-3-0	0-0-0	0-0-0		HOME		0-0-0		0-2-0		1-1-0							
3-1-0	0-0-0	0-0-0		AWAY		0-1-0		0-0-0		3-0-0							
0-0-0	0-0-0	0-0-0		NEUTRAL		0-0-0		0-0-0		0-0-0							
<hr/>																	
RPI	S	Opponent	Score	RPI	S	Opponent	Score	RPI	S	Opponent	Score						
				74		A	Radford	0	1	109		H	Liberty	1	2		
				80		A	Furman	1	2	136		H	Longwood	0	2		
										137		H	Wofford	1	2		
										171		H	Coastal Caro.	0	4		
										193		H	Citadel	2	1		
										253		A	UNC Asheville	1	0		
										260		H	USC Upstate	1	0		
										276		A	Charleston So.	2	1		
										287		H	Campbell	2	1		
										294		A	Alabama St.	5	0		
										314		A	South Carolina St.	1	2		
										319		A	VMI	4	0		
				<hr/>													
								LAST 10 GAMES									
				319				A		VMI	4	0	276				A
136				H		Longwood	0	2	253				A		UNC Asheville	1	0
287				H		Campbell	2	1	74				A		Radford	0	1
171				H		Coastal Caro.	0	4	137				H		Wofford	1	2
109				H		Liberty	1	2	294				A		Alabama St.	5	0

Non-Div. I Games:

Presbyterian

Average RPI Win: 233		WON-LOST	WINNING	LAST 10	STRENGTH OF		OPP. STRENGTH	TEAM	ADJ	CONF.	ADJ CONF.
Average RPI Loss: 95		RECORD	PCT. RANK	GAMES	SCHEDULE		OF SCHEDULE	RPI	RPI	RPI	RPI
DIV. I ONLY		6-7-1	.46429	181	4-4-0		189	119	184	.4835	184
DIV. I NON-CONF.		4-4-1	.5	148	2-1-0		175	92	147	.49935	148
TOTALS		RPI 1-25	RPI 26-50		W-L RECORDS		RPI 51-100		RPI 101-150		RPI 150+
6-7-1		0-2-0	0-1-0		OVERALL		0-0-0		1-2-0		5-2-1
4-0-0		0-0-0	0-0-0		HOME		0-0-0		1-0-0		3-0-0
2-7-1		0-2-0	0-1-0		AWAY		0-0-0		0-2-0		2-2-1
0-0-0		0-0-0	0-0-0		NEUTRAL		0-0-0		0-0-0		0-0-0
4-4-1		0-2-0	0-1-0		NON-CONFERENCE		0-0-0		0-1-0		4-0-1
2-0-0		0-0-0	0-0-0		HOME		0-0-0		0-0-0		2-0-0
2-4-1		0-2-0	0-0-		AWAY		0-0-0		0-1-0		2-0-1
0-0-0		0-0-0	0-0-0		NEUTRAL		0-0-0		0-0-0		0-0-0
2-3-0		0-0-0	0-0-0		CONFERENCE		0-0-0		1-1-0		1-2-0
2-0-0		0-0-0	0-0-0		HOME		0-0-0		1-0-0		1-0-0
0-3-0		0-0-0	0-0-0		AWAY		0-0-0		0-1-0		0-2-0
0-0-0		0-0-0	0-0-0		NEUTRAL		0-0-0		0-0-0		0-0-0
RPI S	Opponent	Score		RPI S	Opponent	Score		RPI S	Opponent	Score	
7 A	Michigan	0	2	31 A	Notre Dame	0	4	101 A	Eastern Mich.	2	3
21 A	California	1	2					103 A	Milwaukee	1	2
								127 H	Wright St.	2	0
								152 A	Oakland	0	2
								154 A	Central Mich.	2	2
								173 A	San Francisco	1	0
								224 H	Stetson	4	0
								246 H	Green Bay	1	0
								249 A	Cleveland St.	0	2
								313 A	Canisius	2	1
								316 H	Bowling Green	3	0
LAST 10 GAMES											
	152 A	Oakland	0	2		224 H	Stetson	4	0		
	127 H	Wright St.	2	0		316 H	Bowling Green	3	0		
	246 H	Green Bay	1	0		7 A	Michigan	0	2		
	103 A	Milwaukee	1	2		31 A	Notre Dame	0	4		
	249 A	Cleveland St.	0	2		313 A	Canisius	2	1		

Non-Div. I Games: Madonna 2 0 Marygrove 8 0

Detroit

Average RPI Win: 231		WON-LOST RECORD	WINNING PCT. RANK	LAST 10 GAMES	STRENGTH OF SCHEDULE	OPP. STRENGTH OF SCHEDULE	TEAM RPI	ADJ RPI	CONF. RPI	ADJ CONF. RPI	
Average RPI Loss: 134											
DIV. I ONLY		7-8-2	.47059 170	3-6-1	162	204	185	.48294 185	23	23	
DIV. I NON-CONF.		5-3-2	.6 113	1-1-1	97	229	106	.53766 108	17	17	
<hr/>											
TOTALS		RPI 1-25	RPI 26-50		W-L RECORDS		RPI 51-100		RPI 101-150		RPI 150+
7-8-2		0-1-0	0-1-0		OVERALL		0-1-0		2-2-2		5-3-0
4-1-0		0-0-0	0-0-0		HOME		0-0-0		2-1-0		2-0-0
3-7-1		0-1-0	0-1-0		AWAY		0-1-0		0-1-1		3-3-0
0-0-1		0-0-0	0-0-0		NEUTRAL		0-0-0		0-0-1		0-0-0
5-3-2		0-1-0	0-1-0		NON-CONFERENCE		0-1-0		1-0-2		4-0-0
2-0-0		0-0-0	0-0-0		HOME		0-0-0		1-0-0		1-0-0
3-3-1		0-1-0	0-0-		AWAY		0-1-0		0-0-1		3-0-0
0-0-1		0-0-0	0-0-0		NEUTRAL		0-0-0		0-0-1		0-0-0
2-5-0		0-0-0	0-0-0		CONFERENCE		0-0-0		1-2-0		1-3-0
2-1-0		0-0-0	0-0-0		HOME		0-0-0		1-1-0		1-0-0
0-4-0		0-0-0	0-0-0		AWAY		0-0-0		0-1-0		0-3-0
0-0-0		0-0-0	0-0-0		NEUTRAL		0-0-0		0-0-0		0-0-0
RPI S	Opponent	Score		RPI S	Opponent	Score		RPI S	Opponent	Score	
25 A	Colorado	1	3	43 A	Washington St.	0	2	82 A	UC Irvine	0	2
								104 H	Utah St.	1	2
								113 H	Portland St.	5	0
								116 H	Boise St.	2	1
								130 A	San Diego St.	0	3
								141 A	Northern Ariz.	0	0
								146 N	Northern Colo.	1	1
								176 A	Fresno St.	0	1
								211 A	New Mexico	0	1
								236 A	UC Riverside	3	2
								267 A	Sacramento St.	1	0
								272 H	LIU Brooklyn	3	2
								295 H	Colorado St.	1	0
								299 A	San Jose St.	0	1
								317 A	Idaho	1	0
<hr/>											
LAST 10 GAMES											
211 A New Mexico				0	1	104 H Utah St.				1	2
130 A San Diego St.				0	3	116 H Boise St.				2	1
295 H Colorado St.				1	0	25 A Colorado				1	3
176 A Fresno St.				0	1	146 N Northern Colo.				1	1
299 A San Jose St.				0	1	317 A Idaho				1	0

Non-Div. I Games:

UNLV

Average RPI Win: 237		WON-LOST RECORD	WINNING PCT. RANK		LAST 10 GAMES		STRENGTH OF SCHEDULE		OPP. STRENGTH OF SCHEDULE		TEAM RPI	ADJ RPI		CONF. RPI	ADJ CONF. RPI		
Average RPI Loss: 104																	
DIV. I ONLY		9-6-2	.58824	112	6-3-1		281		163		186	.48291	186	18	18		
DIV. I NON-CONF.		5-4-1	.55	142	2-1-0		294		126		212	.46244	211	19	18		
TOTALS		RPI 1-25		RPI 26-50		W-L RECORDS		RPI 51-100		RPI 101-150		RPI 150+					
9-6-2		0-0-0		0-1-0		OVERALL		1-3-0		0-0-0		8-2-2					
6-4-1		0-0-0		0-1-0		HOME		0-1-0		0-0-0		6-2-1					
3-2-1		0-0-0		0-0-0		AWAY		1-2-0		0-0-0		2-0-1					
0-0-0		0-0-0		0-0-0		NEUTRAL		0-0-0		0-0-0		0-0-0					
5-4-1		0-0-0		0-1-0		NON-CONFERENCE		1-2-0		0-0-0		4-1-1					
3-2-1		0-0-0		0-1-0		HOME		0-0-0		0-0-0		3-1-1					
2-2-0		0-0-0		0-0-		AWAY		1-2-0		0-0-0		1-0-0					
0-0-0		0-0-0		0-0-0		NEUTRAL		0-0-0		0-0-0		0-0-0					
4-2-1		0-0-0		0-0-0		CONFERENCE		0-1-0		0-0-0		4-1-1					
3-2-0		0-0-0		0-0-0		HOME		0-1-0		0-0-0		3-1-0					
1-0-1		0-0-0		0-0-0		AWAY		0-0-0		0-0-0		1-0-1					
0-0-0		0-0-0		0-0-0		NEUTRAL		0-0-0		0-0-0		0-0-0					
RPI	S	Opponent		Score		RPI	S	Opponent		Score		RPI	S	Opponent		Score	
						38	H	Tennessee	0	2			54	A	Georgia	0	3
													78	H	FGCU	1	3
													87	A	Alabama	2	1
													95	A	Auburn	0	2
													159	H	Western Caro.	0	2
													162	H	Kennesaw St.	2	1
													197	H	Lipscomb	1	2
													224	H	Stetson	2	1
													225	H	Ga. Southern	3	2
													242	H	Georgia St.	2	2
													245	A	East Tenn. St.	3	2
													260	A	USC Upstate	0	0
													276	H	Charleston So.	4	0
													284	H	Northern Ky.	3	1
													301	H	Jacksonville St.	4	0
													325	A	Alabama A&M	10	0
LAST 10 GAMES																	
						224	H	Stetson	2	1	197	H	Lipscomb	1	2		
						78	H	FGCU	1	3	284	H	Northern Ky.	3	1		
						162	H	Kennesaw St.	2	1	225	H	Ga. Southern	3	2		
						260	A	USC Upstate	0	0	159	H	Western Caro.	0	2		
						245	A	East Tenn. St.	3	2	301	H	Jacksonville St.	4	0		

Non-Div. I Games:

Mercer

Average RPI Win:	271	WON-LOST RECORD	WINNING PCT. RANK	LAST 10 GAMES	STRENGTH OF SCHEDULE	OPP. STRENGTH OF SCHEDULE	TEAM RPI	ADJ RPI	CONF. RPI	ADJ CONF. RPI		
DIV. I ONLY		6-5-5	.53125	141	3-3-4	231	197	187	.48227	187	19	19
DIV. I NON-CONF.		4-2-2	.625	96	1-0-1	202	187	134	.51242	135	20	19
<hr/>												
TOTALS	RPI 1-25	RPI 26-50		W-L RECORDS		RPI 51-100		RPI 101-150		RPI 150+		
6-5-5	0-0-0	0-2-0		OVERALL		0-0-0		0-1-2		6-2-3		
2-4-2	0-0-0	0-2-0		HOME		0-0-0		0-1-1		2-1-1		
4-1-3	0-0-0	0-0-0		AWAY		0-0-0		0-0-1		4-1-2		
0-0-0	0-0-0	0-0-0		NEUTRAL		0-0-0		0-0-0		0-0-0		
<hr/>												
4-2-2	0-0-0	0-2-0		NON-CONFERENCE		0-0-0		0-0-1		4-0-1		
1-2-1	0-0-0	0-2-0		HOME		0-0-0		0-0-1		1-0-0		
3-0-1	0-0-0	0-0-		AWAY		0-0-0		0-0-0		3-0-1		
0-0-0	0-0-0	0-0-0		NEUTRAL		0-0-0		0-0-0		0-0-0		
<hr/>												
2-3-3	0-0-0	0-0-0		CONFERENCE		0-0-0		0-1-1		2-2-2		
1-2-1	0-0-0	0-0-0		HOME		0-0-0		0-1-0		1-1-1		
1-1-2	0-0-0	0-0-0		AWAY		0-0-0		0-0-1		1-1-1		
0-0-0	0-0-0	0-0-0		NEUTRAL		0-0-0		0-0-0		0-0-0		
<hr/>												
RPI	S	Opponent	Score	RPI	S	Opponent	Score	RPI	S	Opponent	Score	
				39	H	Indiana	0 1			101	H Eastern Mich.	0 3
				50	H	DePaul	1 3			127	H Wright St.	1 1
										133	A Miami (OH)	1 1
										154	H Central Mich.	1 2
										164	H Western Mich.	0 0
										181	A Ball St.	1 2
										203	H Morehead St.	3 1
										243	A Eastern Ky.	5 1
										249	A Cleveland St.	0 0
										259	A Buffalo	1 0
										264	A Akron	2 2
										292	A Niagara	2 1
										310	A Youngstown St.	1 0
										316	H Bowling Green	3 1
<hr/>												
LAST 10 GAMES												
				164	H	Western Mich.	0 0	133	A	Miami (OH)	1 1	
				101	H	Eastern Mich.	0 3	154	H	Central Mich.	1 2	
				259	A	Buffalo	1 0	316	H	Bowling Green	3 1	
				264	A	Akron	2 2	249	A	Cleveland St.	0 0	
				181	A	Ball St.	1 2	310	A	Youngstown St.	1 0	

Non-Div. I Games:

Ohio

Average RPI Win: 235		WON-LOST	WINNING	LAST 10	STRENGTH OF		OPP. STRENGTH	TEAM	ADJ	CONF.	ADJ CONF.
Average RPI Loss: 132		RECORD	PCT. RANK	GAMES	SCHEDULE		OF SCHEDULE	RPI	RPI	RPI	RPI
DIV. I ONLY		7-8-0	.46667	177	5-5-0		167	195	188	.48197	188
DIV. I NON-CONF.		5-6-0	.45455	182	3-3-0		151	192	171	.48765	170
TOTALS		RPI 1-25	RPI 26-50		W-L RECORDS		RPI 51-100		RPI 101-150		RPI 150+
7-8-0		0-0-0	0-0-0		OVERALL		0-3-0		0-2-0		7-3-0
5-2-0		0-0-0	0-0-0		HOME		0-2-0		0-0-0		5-0-0
2-6-0		0-0-0	0-0-0		AWAY		0-1-0		0-2-0		2-3-0
0-0-0		0-0-0	0-0-0		NEUTRAL		0-0-0		0-0-0		0-0-0
5-6-0		0-0-0	0-0-0		NON-CONFERENCE		0-2-0		0-2-0		5-2-0
4-1-0		0-0-0	0-0-0		HOME		0-1-0		0-0-0		4-0-0
1-5-0		0-0-0	0-0-		AWAY		0-1-0		0-2-0		1-2-0
0-0-0		0-0-0	0-0-0		NEUTRAL		0-0-0		0-0-0		0-0-0
2-2-0		0-0-0	0-0-0		CONFERENCE		0-1-0		0-0-0		2-1-0
1-1-0		0-0-0	0-0-0		HOME		0-1-0		0-0-0		1-0-0
1-1-0		0-0-0	0-0-0		AWAY		0-0-0		0-0-0		1-1-0
0-0-0		0-0-0	0-0-0		NEUTRAL		0-0-0		0-0-0		0-0-0
RPI S	Opponent	Score	RPI S	Opponent	Score	RPI S	Opponent	Score	RPI S	Opponent	Score
						57 A	Illinois	2 3	101 A	Eastern Mich.	0 4
						66 H	Butler	0 3	111 A	Western Ky.	1 2
						88 H	Illinois St.	1 2	178 H	UT Martin	4 2
									190 A	Loyola Chicago	1 2
									201 A	SIU Edwardsville	0 1
									216 H	Evansville	1 0
									225 H	Ga. Southern	2 1
									226 A	IPFW	2 0
									239 A	Toledo	2 5
									241 H	IUPUI	4 0
									246 H	Green Bay	4 0
									315 A	UNI	2 1
LAST 10 GAMES											
						315 A	UNI	2 1	190 A	Loyola Chicago	1 2
						216 H	Evansville	1 0	101 A	Eastern Mich.	0 4
						241 H	IUPUI	4 0	239 A	Toledo	2 5
						88 H	Illinois St.	1 2	178 H	UT Martin	4 2
						226 A	IPFW	2 0	57 A	Illinois	2 3

Non-Div. I Games:

Indiana St.

Average RPI Win: 259		WON-LOST RECORD		WINNING PCT. RANK		LAST 10 GAMES		STRENGTH OF SCHEDULE		OPP. STRENGTH OF SCHEDULE		TEAM RPI		ADJ RPI		CONF. RPI		ADJ CONF. RPI	
DIV. I ONLY		4-7-3		.39286 228		2-5-3		119		155		190		.48164 189		11		11	
DIV. I NON-CONF.		3-5-2		.4 215		1-3-2		112		211		178		.48622 176		11		11	
TOTALS		RPI 1-25		RPI 26-50		W-L RECORDS		RPI 51-100		RPI 101-150		RPI 150+							
4-7-3		0-1-0		0-1-0		OVERALL		0-2-2		0-1-0		4-2-1							
3-1-0		0-0-0		0-0-0		HOME		0-0-0		0-1-0		3-0-0							
1-3-2		0-0-0		0-0-0		AWAY		0-1-2		0-0-0		1-2-0							
0-3-1		0-1-0		0-1-0		NEUTRAL		0-1-0		0-0-0		0-0-1							
3-5-2		0-1-0		0-1-0		NON-CONFERENCE		0-1-1		0-0-0		3-2-1							
2-0-0		0-0-0		0-0-0		HOME		0-0-0		0-0-0		2-0-0							
1-2-1		0-0-0		0-0-		AWAY		0-0-1		0-0-0		1-2-0							
0-3-1		0-1-0		0-1-0		NEUTRAL		0-1-0		0-0-0		0-0-1							
1-2-1		0-0-0		0-0-0		CONFERENCE		0-1-1		0-1-0		1-0-0							
1-1-0		0-0-0		0-0-0		HOME		0-0-0		0-1-0		1-0-0							
0-1-1		0-0-0		0-0-0		AWAY		0-1-1		0-0-0		0-0-0							
0-0-0		0-0-0		0-0-0		NEUTRAL		0-0-0		0-0-0		0-0-0							
RPI	S	Opponent		Score		RPI	S	Opponent		Score		RPI	S	Opponent		Score			
21	N	California		0 4		46	N	Texas Tech		0 3		51	A	Utah		2 2			
												61	N	Iowa		0 1			
												68	A	Long Beach St.		1 1			
												82	A	UC Irvine		1 3			
												132	H	Hawaii		0 2			
												173	A	San Francisco		0 1			
												206	H	Cal St. Northridge		1 0			
												211	N	New Mexico		0 0			
												238	A	Utah Valley		1 2			
												267	H	Sacramento St.		1 0			
												273	A	Pacific		1 0			
												290	H	Drake		3 2			
LAST 10 GAMES																			
						206	H	Cal St. Northridge		1 0		211	N	New Mexico		0 0			
						132	H	Hawaii		0 2		46	N	Texas Tech		0 3			
						82	A	UC Irvine		1 3		238	A	Utah Valley		1 2			
						68	A	Long Beach St.		1 1		51	A	Utah		2 2			
						273	A	Pacific		1 0		21	N	California		0 4			

Non-Div. I Games:

UC Davis

Average RPI Win: 240		WON-LOST RECORD		WINNING PCT. RANK		LAST 10 GAMES		STRENGTH OF SCHEDULE		OPP. STRENGTH OF SCHEDULE		TEAM RPI		ADJ RPI		CONF. RPI		ADJ CONF. RPI	
DIV. I ONLY		4-7-5		.40625 210		3-4-3		112		216		189		.48153 190		25		25	
DIV. I NON-CONF.		3-5-5		.42308 211		2-2-3		114		242		170		.48839 169		22		22	
TOTALS		RPI 1-25		RPI 26-50		W-L RECORDS		RPI 51-100		RPI 101-150		RPI 150+							
4-7-5		0-1-0		0-2-1		OVERALL		0-1-0		0-1-0		4-2-4							
2-4-1		0-0-0		0-2-1		HOME		0-0-0		0-0-0		2-2-0							
2-1-4		0-0-0		0-0-0		AWAY		0-1-0		0-0-0		2-0-4							
0-2-0		0-1-0		0-0-0		NEUTRAL		0-0-0		0-1-0		0-0-0							
3-5-5		0-1-0		0-2-1		NON-CONFERENCE		0-0-0		0-1-0		3-1-4							
1-3-1		0-0-0		0-2-1		HOME		0-0-0		0-0-0		1-1-0							
2-0-4		0-0-0		0-0-		AWAY		0-0-0		0-0-0		2-0-4							
0-2-0		0-1-0		0-0-0		NEUTRAL		0-0-0		0-1-0		0-0-0							
1-2-0		0-0-0		0-0-0		CONFERENCE		0-1-0		0-0-0		1-1-0							
1-1-0		0-0-0		0-0-0		HOME		0-0-0		0-0-0		1-1-0							
0-1-0		0-0-0		0-0-0		AWAY		0-1-0		0-0-0		0-0-0							
0-0-0		0-0-0		0-0-0		NEUTRAL		0-0-0		0-0-0		0-0-0							
RPI S	Opponent	Score		RPI S	Opponent	Score		RPI S	Opponent	Score		RPI S	Opponent	Score					
23 N	Colorado Col.	0	2	33 H	Wisconsin	1	5	88 A	Illinois St.	0	1	144 N	St. Mary's (CA)	0	3				
				39 H	Indiana	0	0					188 H	Indiana St.	2	1				
				50 H	DePaul	0	1					194 A	South Dakota St.	2	1				
												201 A	SIU Edwardsville	1	1				
												223 H	Missouri St.	1	2				
												226 H	IPFW	1	2				
												246 A	Green Bay	0	0				
												262 A	Western Ill.	1	1				
												281 H	Northern Ill.	1	0				
												286 A	South Dakota	1	1				
												296 A	Eastern Ill.	3	0				
LAST 10 GAMES																			
				262 A	Western Ill.	1	1	188 H	Indiana St.	2	1								
				88 A	Illinois St.	0	1	50 H	DePaul	0	1								
				226 H	IPFW	1	2	281 H	Northern Ill.	1	0								
				223 H	Missouri St.	1	2	296 A	Eastern Ill.	3	0								
				246 A	Green Bay	0	0	201 A	SIU Edwardsville	1	1								

Non-Div. I Games:

Loyola Chicago

Average RPI Win:		200	WON-LOST		WINNING		LAST 10		STRENGTH OF		OPP. STRENGTH		TEAM		ADJ		CONF.		ADJ CONF.	
Average RPI Loss:		124	RECORD		PCT. RANK		GAMES		SCHEDULE		OF SCHEDULE		RPI		RPI		RPI		RPI	
DIV. I ONLY			6-8-2		.4375 186		4-6-0		172		126		194		.48036 191		12		12	
DIV. I NON-CONF.			3-4-2		.44444 190		1-2-0		183		129		190		.47837 190		12		12	
TOTALS		RPI 1-25		RPI 26-50		W-L RECORDS		RPI 51-100		RPI 101-150		RPI 150+								
6-8-2		0-2-0		0-0-0		OVERALL		1-0-1		1-4-0		4-2-1								
4-4-1		0-1-0		0-0-0		HOME		1-0-0		0-2-0		3-1-1								
2-4-1		0-1-0		0-0-0		AWAY		0-0-1		1-2-0		1-1-0								
0-0-0		0-0-0		0-0-0		NEUTRAL		0-0-0		0-0-0		0-0-0								
3-4-2		0-1-0		0-0-0		NON-CONFERENCE		0-0-1		0-2-0		3-1-1								
2-2-1		0-0-0		0-0-0		HOME		0-0-0		0-1-0		2-1-1								
1-2-1		0-1-0		0-0-		AWAY		0-0-1		0-1-0		1-0-0								
0-0-0		0-0-0		0-0-0		NEUTRAL		0-0-0		0-0-0		0-0-0								
3-4-0		0-1-0		0-0-0		CONFERENCE		1-0-0		1-2-0		1-1-0								
2-2-0		0-1-0		0-0-0		HOME		1-0-0		0-1-0		1-0-0								
1-2-0		0-0-0		0-0-0		AWAY		0-0-0		1-1-0		0-1-0								
0-0-0		0-0-0		0-0-0		NEUTRAL		0-0-0		0-0-0		0-0-0								
RPI S	Opponent		Score		RPI S	Opponent		Score		RPI S	Opponent		Score		RPI S	Opponent		Score		
15 A	South Carolina		0	1						85 A	Elon		1	1	120 H	Marshall		0	2	
23 H	Colorado Col.		0	1						100 H	Charlotte		2	0	124 H	UNC Greensboro		0	1	
															134 A	UAB		2	3	
															138 A	FIU		2	1	
															148 A	High Point		0	1	
															159 H	Western Caro.		2	1	
															172 H	UNC Wilmington		2	3	
															192 H	George Washington		1	1	
															199 A	Davidson		2	0	
															257 A	Old Dominion		0	2	
															282 H	Fla. Atlantic		1	0	
															321 H	Francis Marion		3	0	
LAST 10 GAMES																				
282 H Fla. Atlantic					1	0	100 H Charlotte					2	0							
138 A FIU					2	1	23 H Colorado Col.					0	1							
120 H Marshall					0	2	148 A High Point					0	1							
134 A UAB					2	3	15 A South Carolina					0	1							
257 A Old Dominion					0	2	321 H Francis Marion					3	0							

Non-Div. I Games:

East Carolina

Average RPI Win:	215	WON-LOST	WINNING	LAST 10	STRENGTH OF	OPP. STRENGTH	TEAM	ADJ	CONF.	ADJ CONF.	
Average RPI Loss:	143	RECORD	PCT. RANK	GAMES	SCHEDULE	OF SCHEDULE	RPI	RPI	RPI	RPI	
DIV. I ONLY	5-4-4	.53846	134	2-2-2	248	176	193	.47994	192	14	14
DIV. I NON-CONF.	3-2-3	.5625	131	0-0-1	263	163	185	.47979	186	13	13
<hr/>											
TOTALS	RPI 1-25	RPI 26-50		W-L RECORDS	RPI 51-100		RPI 101-150		RPI 150+		
5-4-4	0-1-0	0-0-0		OVERALL	1-0-0		0-0-0		4-3-4		
1-3-1	0-1-0	0-0-0		HOME	1-0-0		0-0-0		0-2-1		
4-1-3	0-0-0	0-0-0		AWAY	0-0-0		0-0-0		4-1-2		
0-0-0	0-0-0	0-0-0		NEUTRAL	0-0-0		0-0-0		0-0-0		
<hr/>											
3-2-3	0-1-0	0-0-0		NON-CONFERENCE	0-0-0		0-0-0		3-1-3		
0-2-1	0-1-0	0-0-0		HOME	0-0-0		0-0-0		0-1-1		
3-0-2	0-0-0	0-0-		AWAY	0-0-0		0-0-0		3-0-2		
0-0-0	0-0-0	0-0-0		NEUTRAL	0-0-0		0-0-0		0-0-0		
<hr/>											
2-2-1	0-0-0	0-0-0		CONFERENCE	1-0-0		0-0-0		1-2-1		
1-1-0	0-0-0	0-0-0		HOME	1-0-0		0-0-0		0-1-0		
1-1-1	0-0-0	0-0-0		AWAY	0-0-0		0-0-0		1-1-1		
0-0-0	0-0-0	0-0-0		NEUTRAL	0-0-0		0-0-0		0-0-0		
<hr/>											
RPI S	Opponent	Score	RPI S	Opponent	Score	RPI S	Opponent	Score	RPI S	Opponent	Score
6 H	Georgetown	2 3				62 H	La Salle	1 0	157 H	Saint Joseph's	0 2
									170 H	Saint Francis (PA)	1 3
									182 A	American	1 0
									191 A	East Carolina	1 1
									232 A	Duquesne	0 0
									240 A	St. Bonaventure	0 1
									254 A	Mt. St. Mary's	0 0
									257 A	Old Dominion	2 1
									283 A	Howard	3 1
									285 H	Loyola Maryland	1 1
									291 A	Rhode Island	1 0
<hr/>											
			LAST 10 GAMES								
			254 A	Mt. St. Mary's	0 0	291 A	Rhode Island	1 0			
			232 A	Duquesne	0 0	283 A	Howard	3 1			
			240 A	St. Bonaventure	0 1	285 H	Loyola Maryland	1 1			
			157 H	Saint Joseph's	0 2	191 A	East Carolina	1 1			
			62 H	La Salle	1 0	257 A	Old Dominion	2 1			

Non-Div. I Games:

George Washington

Average RPI Win:	211	WON-LOST RECORD	WINNING PCT. RANK	LAST 10 GAMES	STRENGTH OF SCHEDULE	OPP. STRENGTH OF SCHEDULE	TEAM RPI	ADJ RPI	CONF. RPI	ADJ CONF. RPI	
Average RPI Loss:	130										
DIV. I ONLY	5-8-2	.4	222	3-6-1	106	232	191	.47978	193	13	13
DIV. I NON-CONF.	2-3-2	.42857	204	0-1-1	164	250	199	.46952	200	15	15
<hr/>											
TOTALS	RPI 1-25	RPI 26-50		W-L RECORDS	RPI 51-100		RPI 101-150		RPI 150+		
5-8-2	0-0-0	0-1-0		OVERALL	2-2-0		0-2-0		3-3-2		
3-2-2	0-0-0	0-0-0		HOME	1-0-0		0-1-0		2-1-2		
2-6-0	0-0-0	0-1-0		AWAY	1-2-0		0-1-0		1-2-0		
0-0-0	0-0-0	0-0-0		NEUTRAL	0-0-0		0-0-0		0-0-0		
<hr/>											
2-3-2	0-0-0	0-1-0		NON-CONFERENCE	0-1-0		0-0-0		2-1-2		
2-0-2	0-0-0	0-0-0		HOME	0-0-0		0-0-0		2-0-2		
0-3-0	0-0-0	0-0-		AWAY	0-1-0		0-0-0		0-1-0		
0-0-0	0-0-0	0-0-0		NEUTRAL	0-0-0		0-0-0		0-0-0		
<hr/>											
3-5-0	0-0-0	0-0-0		CONFERENCE	2-1-0		0-2-0		1-2-0		
1-2-0	0-0-0	0-0-0		HOME	1-0-0		0-1-0		0-1-0		
2-3-0	0-0-0	0-0-0		AWAY	1-1-0		0-1-0		1-1-0		
0-0-0	0-0-0	0-0-0		NEUTRAL	0-0-0		0-0-0		0-0-0		
<hr/>											
RPI S	Opponent	Score	RPI S	Opponent	Score	RPI S	Opponent	Score	RPI S	Opponent	Score
			30 A	Maryland	0 9	59 A	Navy	0 5	124 H	UNC Greensboro	3 5
						80 A	Furman	0 7	137 A	Wofford	0 2
						85 H	Elon	2 1	174 H	Winthrop	2 2
						89 A	Samford	3 2	183 A	Presbyterian	1 2
									199 A	Davidson	0 3
									225 H	Ga. Southern	2 3
									276 H	Charleston So.	2 1
									301 H	Jacksonville St.	3 1
									302 A	Chattanooga	3 1
									313 H	Canisius	1 1
<hr/>											
LAST 10 GAMES											
			302 A	Chattanooga	3 1	85 H	Elon	2 1			
			89 A	Samford	3 2	137 A	Wofford	0 2			
			225 H	Ga. Southern	2 3	80 A	Furman	0 7			
			199 A	Davidson	0 3	174 H	Winthrop	2 2			
			124 H	UNC Greensboro	3 5	183 A	Presbyterian	1 2			

Non-Div. I Games:

Citadel

Average RPI Win:	274	WON-LOST RECORD	WINNING PCT. RANK	LAST 10 GAMES	STRENGTH OF SCHEDULE	OPP. STRENGTH OF SCHEDULE	TEAM RPI	ADJ RPI	CONF. RPI	ADJ CONF. RPI	
DIV. I ONLY	10-3-2	.73333	38	9-1-0	321	234	195	.47903	194	24	24
DIV. I NON-CONF.	5-3-2	.6	113	4-1-0	323	190	247	.43856	248	25	24
<hr/>											
TOTALS	RPI 1-25	RPI 26-50		W-L RECORDS	RPI 51-100		RPI 101-150		RPI 150+		
10-3-2	0-0-0	0-0-0		OVERALL	0-0-0		0-2-0		10-1-2		
5-3-1	0-0-0	0-0-0		HOME	0-0-0		0-2-0		5-1-1		
4-0-0	0-0-0	0-0-0		AWAY	0-0-0		0-0-0		4-0-0		
1-0-1	0-0-0	0-0-0		NEUTRAL	0-0-0		0-0-0		1-0-1		
<hr/>											
5-3-2	0-0-0	0-0-0		NON-CONFERENCE	0-0-0		0-2-0		5-1-2		
2-3-1	0-0-0	0-0-0		HOME	0-0-0		0-2-0		2-1-1		
2-0-0	0-0-0	0-0-		AWAY	0-0-0		0-0-0		2-0-0		
1-0-1	0-0-0	0-0-0		NEUTRAL	0-0-0		0-0-0		1-0-1		
<hr/>											
5-0-0	0-0-0	0-0-0		CONFERENCE	0-0-0		0-0-0		5-0-0		
3-0-0	0-0-0	0-0-0		HOME	0-0-0		0-0-0		3-0-0		
2-0-0	0-0-0	0-0-0		AWAY	0-0-0		0-0-0		2-0-0		
0-0-0	0-0-0	0-0-0		NEUTRAL	0-0-0		0-0-0		0-0-0		
<hr/>											
RPI S	Opponent	Score	RPI S	Opponent	Score	RPI S	Opponent	Score	RPI S	Opponent	Score
						110 H Kansas 1 2					
						119 H Iowa St. 1 2					
						190 H Loyola Chicago 1 2					
						214 N Sam Houston St. 0 0					
						218 N Lamar 3 0					
						241 A IUPUI 1 0					
						262 A Western Ill. 1 0					
						263 H Nevada 0 0					
						269 H North Dakota St. 1 0					
						271 H Neb. Omaha 1 0					
						281 H Northern Ill. 2 1					
						286 H South Dakota 1 0					
						290 A Drake 1 0					
						309 H North Dakota 6 1					
						315 A UNI 1 0					
<hr/>											
			LAST 10 GAMES								
			269 H North Dakota St. 1 0			309 H North Dakota 6 1					
			271 H Neb. Omaha 1 0			110 H Kansas 1 2					
			286 H South Dakota 1 0			315 A UNI 1 0					
			241 A IUPUI 1 0			290 A Drake 1 0					
			262 A Western Ill. 1 0			281 H Northern Ill. 2 1					

Non-Div. I Games:

South Dakota St.

Average RPI Win: 246		WON-LOST	WINNING	LAST 10	STRENGTH OF		OPP. STRENGTH	TEAM	ADJ	CONF.	ADJ CONF.				
Average RPI Loss: 178		RECORD	PCT. RANK	GAMES	SCHEDULE		OF SCHEDULE	RPI	RPI	RPI	RPI				
DIV. I ONLY		7-6-2	.53333	136	3-5-2		220	288	196	.47863	195	26	26		
DIV. I NON-CONF.		5-3-1	.61111	106	1-2-1		255	281	179	.48383	179	24	25		
<hr/>															
TOTALS		RPI 1-25		RPI 26-50		W-L RECORDS		RPI 51-100		RPI 101-150		RPI 150+			
7-6-2		0-0-0		0-0-0		OVERALL		0-0-0		0-1-0		7-5-2			
2-3-1		0-0-0		0-0-0		HOME		0-0-0		0-1-0		2-2-1			
5-3-1		0-0-0		0-0-0		AWAY		0-0-0		0-0-0		5-3-1			
0-0-0		0-0-0		0-0-0		NEUTRAL		0-0-0		0-0-0		0-0-0			
<hr/>															
5-3-1		0-0-0		0-0-0		NON-CONFERENCE		0-0-0		0-0-0		5-3-1			
2-0-1		0-0-0		0-0-0		HOME		0-0-0		0-0-0		2-0-1			
3-3-0		0-0-0		0-0-		AWAY		0-0-0		0-0-0		3-3-0			
0-0-0		0-0-0		0-0-0		NEUTRAL		0-0-0		0-0-0		0-0-0			
<hr/>															
2-3-1		0-0-0		0-0-0		CONFERENCE		0-0-0		0-1-0		2-2-1			
0-3-0		0-0-0		0-0-0		HOME		0-0-0		0-1-0		0-2-0			
2-0-1		0-0-0		0-0-0		AWAY		0-0-0		0-0-0		2-0-1			
0-0-0		0-0-0		0-0-0		NEUTRAL		0-0-0		0-0-0		0-0-0			
<hr/>															
RPI	S	Opponent	Score	RPI	S	Opponent	Score	RPI	S	Opponent	Score	RPI	S	Opponent	Score
										108	H Stony Brook	0		2	
										153	H Hartford	0		2	
										155	A Cornell	0		2	
										156	A Maine	3		2	
										200	H UMBC	0		1	
										217	A Temple	0		2	
										221	H Lafayette	2		0	
										222	A Army	1		0	
										233	H Marist	1		1	
										235	A Iona	1		0	
										237	A Siena	1		2	
										256	A New Hampshire	0		0	
										289	A Manhattan	1		0	
										292	H Niagara	3		1	
										308	A Albany (NY)	2		0	
<hr/>															
LAST 10 GAMES															
						108	H Stony Brook	0		2	256	A New Hampshire	0		0
						153	H Hartford	0		2	222	A Army	1		0
						156	A Maine	3		2	155	A Cornell	0		2
						308	A Albany (NY)	2		0	233	H Marist	1		1
						200	H UMBC	0		1	217	A Temple	0		2

Non-Div. I Games:

Binghamton

Average RPI Win: 248		WON-LOST RECORD		WINNING PCT. RANK		LAST 10 GAMES		STRENGTH OF SCHEDULE		OPP. STRENGTH OF SCHEDULE		TEAM RPI		ADJ RPI		CONF. RPI		ADJ CONF. RPI	
DIV. I ONLY		6-8-1		.43333 196		5-3-1		135		222		192		.47704 196		15		15	
DIV. I NON-CONF.		2-5-0		.28571 264		1-0-0		199		237		265		.42073 270		18		20	
TOTALS		RPI 1-25		RPI 26-50		W-L RECORDS		RPI 51-100		RPI 101-150		RPI 150+							
6-8-1		0-0-0		0-2-0		OVERALL		0-1-0		1-1-0		5-4-1							
4-2-1		0-0-0		0-0-0		HOME		0-0-0		1-0-0		3-2-1							
2-6-0		0-0-0		0-2-0		AWAY		0-1-0		0-1-0		2-2-0							
0-0-0		0-0-0		0-0-0		NEUTRAL		0-0-0		0-0-0		0-0-0							
2-5-0		0-0-0		0-1-0		NON-CONFERENCE		0-1-0		0-0-0		2-3-0							
1-1-0		0-0-0		0-0-0		HOME		0-0-0		0-0-0		1-1-0							
1-4-0		0-0-0		0-0-		AWAY		0-1-0		0-0-0		1-2-0							
0-0-0		0-0-0		0-0-0		NEUTRAL		0-0-0		0-0-0		0-0-0							
4-3-1		0-0-0		0-1-0		CONFERENCE		0-0-0		1-1-0		3-1-1							
3-1-1		0-0-0		0-0-0		HOME		0-0-0		1-0-0		2-1-1							
1-2-0		0-0-0		0-1-0		AWAY		0-0-0		0-1-0		1-0-0							
0-0-0		0-0-0		0-0-0		NEUTRAL		0-0-0		0-0-0		0-0-0							
RPI S	Opponent	Score		RPI S	Opponent	Score		RPI S	Opponent	Score		RPI S	Opponent	Score					
				27 A	Ole Miss	0	5	64 A	Baylor	0	5	106 A	Southeastern La.	0	1				
				42 A	Stephen F. Austin	0	2					145 H	Nicholls St.	3	0				
												160 A	La.-Lafayette	0	5				
												209 H	Texas St.	1	3				
												210 H	Central Ark.	0	3				
												214 H	Sam Houston St.	2	1				
												218 H	Lamar	0	0				
												251 A	Houston Baptist	2	1				
												266 H	McNeese St.	2	1				
												268 A	La.-Monroe	1	3				
												303 H	Prairie View	3	0				
												311 A	Jackson St.	1	0				
LAST 10 GAMES																			
				106 A	Southeastern La.	0	1	251 A	Houston Baptist	2	1								
				145 H	Nicholls St.	3	0	42 A	Stephen F. Austin	0	2								
				266 H	McNeese St.	2	1	218 H	Lamar	0	0								
				214 H	Sam Houston St.	2	1	303 H	Prairie View	3	0								
				210 H	Central Ark.	0	3	268 A	La.-Monroe	1	3								

Non-Div. I Games: Abilene Christian 0 1

Northwestern St.

Average RPI Win: 256		WON-LOST	WINNING	LAST 10	STRENGTH OF		OPP. STRENGTH	TEAM	ADJ		CONF.	ADJ CONF.
Average RPI Loss: 151		RECORD	PCT. RANK	GAMES	SCHEDULE		OF SCHEDULE	RPI	RPI		RPI	RPI
DIV. I ONLY		5-6-5	.46875	173	2-3-3		164	274	199		.47702	197
DIV. I NON-CONF.		3-4-2	.44444	190	0-1-0		182	291	211		.46289	210
TOTALS		RPI 1-25	RPI 26-50		W-L RECORDS		RPI 51-100		RPI 101-150		RPI 150+	
5-6-5		0-0-0	0-0-0		OVERALL		0-0-1		0-2-0		5-4-4	
2-2-3		0-0-0	0-0-0		HOME		0-0-1		0-0-0		2-2-2	
3-4-2		0-0-0	0-0-0		AWAY		0-0-0		0-2-0		3-2-2	
0-0-0		0-0-0	0-0-0		NEUTRAL		0-0-0		0-0-0		0-0-0	
3-4-2		0-0-0	0-0-0		NON-CONFERENCE		0-0-0		0-1-0		3-3-2	
2-2-1		0-0-0	0-0-0		HOME		0-0-0		0-0-0		2-2-1	
1-2-1		0-0-0	0-0-		AWAY		0-0-0		0-1-0		1-1-1	
0-0-0		0-0-0	0-0-0		NEUTRAL		0-0-0		0-0-0		0-0-0	
2-2-3		0-0-0	0-0-0		CONFERENCE		0-0-1		0-1-0		2-1-2	
0-0-2		0-0-0	0-0-0		HOME		0-0-1		0-0-0		0-0-1	
2-2-1		0-0-0	0-0-0		AWAY		0-0-0		0-1-0		2-1-1	
0-0-0		0-0-0	0-0-0		NEUTRAL		0-0-0		0-0-0		0-0-0	
RPI S	Opponent	Score	RPI S	Opponent	Score	RPI S	Opponent	Score	RPI S	Opponent	Score	
						78 H	FGCU	1 1	111 A	Western Ky.	1 2	
									129 A	Jacksonville	0 2	
									159 A	Western Caro.	0 2	
									162 A	Kennesaw St.	1 2	
									166 A	Middle Tenn.	0 0	
									167 H	Austin Peay	1 2	
									178 H	UT Martin	0 2	
									186 A	Mercer	2 1	
									210 H	Central Ark.	2 2	
									224 H	Stetson	3 3	
									229 A	North Florida	1 0	
									248 H	Belmont	4 0	
									284 A	Northern Ky.	0 0	
									294 H	Alabama St.	3 0	
									325 A	Alabama A&M	10 0	
LAST 10 GAMES												
						167 H	Austin Peay	1 2	224 H	Stetson	3 3	
						284 A	Northern Ky.	0 0	186 A	Mercer	2 1	
						229 A	North Florida	1 0	162 A	Kennesaw St.	1 2	
						129 A	Jacksonville	0 2	111 A	Western Ky.	1 2	
						78 H	FGCU	1 1	248 H	Belmont	4 0	

Non-Div. I Games:

Lipscomb

Average RPI Win:	228	WON-LOST	WINNING	LAST 10	STRENGTH OF	OPP. STRENGTH	TEAM	ADJ	CONF.	ADJ CONF.	
Average RPI Loss:	126	RECORD	PCT. RANK	GAMES	SCHEDULE	OF SCHEDULE	RPI	RPI	RPI	RPI	
DIV. I ONLY	6-8-2	.4375	186	5-4-1	175	158	200	.47665	198	14	14
DIV. I NON-CONF.	4-5-1	.45	184	3-1-0	149	188	174	.48675	172	13	13
<hr/>											
TOTALS	RPI 1-25	RPI 26-50		W-L RECORDS	RPI 51-100		RPI 101-150		RPI 150+		
6-8-2	0-0-0	0-1-0		OVERALL	0-4-0		0-0-1		6-3-1		
3-5-0	0-0-0	0-0-0		HOME	0-4-0		0-0-0		3-1-0		
2-3-2	0-0-0	0-1-0		AWAY	0-0-0		0-0-1		2-2-1		
1-0-0	0-0-0	0-0-0		NEUTRAL	0-0-0		0-0-0		1-0-0		
<hr/>											
4-5-1	0-0-0	0-1-0		NON-CONFERENCE	0-2-0		0-0-1		4-2-0		
2-3-0	0-0-0	0-0-0		HOME	0-2-0		0-0-0		2-1-0		
1-2-1	0-0-0	0-0-		AWAY	0-0-0		0-0-1		1-1-0		
1-0-0	0-0-0	0-0-0		NEUTRAL	0-0-0		0-0-0		1-0-0		
<hr/>											
2-3-1	0-0-0	0-0-0		CONFERENCE	0-2-0		0-0-0		2-1-1		
1-2-0	0-0-0	0-0-0		HOME	0-2-0		0-0-0		1-0-0		
1-1-1	0-0-0	0-0-0		AWAY	0-0-0		0-0-0		1-1-1		
0-0-0	0-0-0	0-0-0		NEUTRAL	0-0-0		0-0-0		0-0-0		
<hr/>											
RPI	S	Opponent	Score	RPI	S	Opponent	Score	RPI	S	Opponent	Score
				40	A	Texas A&M	1 3	56	H	St. John's (NY)	0 1
								70	H	Brown	1 2
								72	H	VCU	0 1
								84	H	Dayton	0 1
								142	A	Providence	1 1
								157	A	Saint Joseph's	2 1
								175	H	Northeastern	2 1
								177	A	Saint Louis	1 1
								218	N	Lamar	2 1
								222	H	Army	0 2
								230	A	Fordham	2 3
								237	A	Siena	3 4
								256	A	New Hampshire	1 0
								270	H	Bryant	1 0
								291	H	Rhode Island	3 1
<hr/>											
LAST 10 GAMES											
				230	A	Fordham	2 3	157	A	Saint Joseph's	2 1
				291	H	Rhode Island	3 1	270	H	Bryant	1 0
				177	A	Saint Louis	1 1	175	H	Northeastern	2 1
				84	H	Dayton	0 1	70	H	Brown	1 2
				72	H	VCU	0 1	218	N	Lamar	2 1

Non-Div. I Games:

Massachusetts

Average RPI Win: 215		WON-LOST	WINNING	LAST 10	STRENGTH OF		OPP. STRENGTH	TEAM	ADJ	CONF.	ADJ CONF.
Average RPI Loss: 112		RECORD	PCT. RANK	GAMES	SCHEDULE		OF SCHEDULE	RPI	RPI	RPI	RPI
DIV. I ONLY		5-9-3	.38235	235	5-5-0		118	174	201	.47657	199
DIV. I NON-CONF.		2-5-3	.35	242	2-1-0		138	200	208	.46494	208
TOTALS		RPI 1-25	RPI 26-50		W-L RECORDS		RPI 51-100		RPI 101-150		RPI 150+
5-9-3	0-0-0	0-1-0		OVERALL		1-3-1		0-3-0		4-2-2	
3-6-1	0-0-0	0-1-0		HOME		1-1-0		0-3-0		2-1-1	
2-3-1	0-0-0	0-0-0		AWAY		0-2-1		0-0-0		2-1-0	
0-0-1	0-0-0	0-0-0		NEUTRAL		0-0-0		0-0-0		0-0-1	
2-5-3	0-0-0	0-1-0		NON-CONFERENCE		1-1-1		0-1-0		1-2-2	
1-3-1	0-0-0	0-1-0		HOME		1-0-0		0-1-0		0-1-1	
1-2-1	0-0-0	0-0-		AWAY		0-1-1		0-0-0		1-1-0	
0-0-1	0-0-0	0-0-0		NEUTRAL		0-0-0		0-0-0		0-0-1	
3-4-0	0-0-0	0-0-0		CONFERENCE		0-2-0		0-2-0		3-0-0	
2-3-0	0-0-0	0-0-0		HOME		0-1-0		0-2-0		2-0-0	
1-1-0	0-0-0	0-0-0		AWAY		0-1-0		0-0-0		1-0-0	
0-0-0	0-0-0	0-0-0		NEUTRAL		0-0-0		0-0-0		0-0-0	
RPI S	Opponent	Score	RPI S	Opponent	Score	RPI S	Opponent	Score	RPI S	Opponent	Score
			37 H	James Madison	0 2	58 A	Clemson	0 2	124 H	UNC Greensboro	0 1
						78 A	FGCU	0 0	126 H	SMU	0 3
						85 H	Elon	2 4	128 H	Appalachian St.	1 2
						89 A	Samford	0 3	159 H	Western Caro.	2 1
						100 H	Charlotte	1 0	171 H	Coastal Caro.	0 0
									174 A	Winthrop	1 2
									191 H	East Carolina	0 2
									193 H	Citadel	3 0
									282 N	Fla. Atlantic	0 0
									302 A	Chattanooga	3 2
									321 A	Francis Marion	4 3
LAST 10 GAMES											
			85 H	Elon	2 4	159 H	Western Caro.	2 1			
			124 H	UNC Greensboro	0 1	89 A	Samford	0 3			
			321 A	Francis Marion	4 3	302 A	Chattanooga	3 2			
			193 H	Citadel	3 0	100 H	Charlotte	1 0			
			128 H	Appalachian St.	1 2	37 H	James Madison	0 2			

Non-Div. I Games:

Davidson

Average RPI Win:	243	WON-LOST RECORD	WINNING PCT. RANK	LAST 10 GAMES	STRENGTH OF SCHEDULE	OPP. STRENGTH OF SCHEDULE	TEAM RPI	ADJ RPI	CONF. RPI	ADJ CONF. RPI	
DIV. I ONLY		10-3-3	.71875 43	6-2-2	322	192	202	.47536 201	28	28	
DIV. I NON-CONF.		6-1-2	.77778 44	2-0-1	317	172	161	.49207 162	28	28	
<hr/>											
TOTALS	RPI 1-25	RPI 26-50		W-L RECORDS		RPI 51-100		RPI 101-150		RPI 150+	
10-3-3	0-0-0	0-0-0		OVERALL		0-0-0		0-0-0		10-3-3	
5-2-2	0-0-0	0-0-0		HOME		0-0-0		0-0-0		5-2-2	
4-1-0	0-0-0	0-0-0		AWAY		0-0-0		0-0-0		4-1-0	
1-0-1	0-0-0	0-0-0		NEUTRAL		0-0-0		0-0-0		1-0-1	
<hr/>											
6-1-2	0-0-0	0-0-0		NON-CONFERENCE		0-0-0		0-0-0		6-1-2	
3-0-1	0-0-0	0-0-0		HOME		0-0-0		0-0-0		3-0-1	
2-1-0	0-0-0	0-0-		AWAY		0-0-0		0-0-0		2-1-0	
1-0-1	0-0-0	0-0-0		NEUTRAL		0-0-0		0-0-0		1-0-1	
<hr/>											
4-2-1	0-0-0	0-0-0		CONFERENCE		0-0-0		0-0-0		4-2-1	
2-2-1	0-0-0	0-0-0		HOME		0-0-0		0-0-0		2-2-1	
2-0-0	0-0-0	0-0-0		AWAY		0-0-0		0-0-0		2-0-0	
0-0-0	0-0-0	0-0-0		NEUTRAL		0-0-0		0-0-0		0-0-0	
<hr/>											
RPI S	Opponent	Score	RPI S	Opponent	Score	RPI S	Opponent	Score	RPI S	Opponent	Score
						167 A Austin Peay 1 0					
						177 A Saint Louis 1 0					
						188 H Indiana St. 1 0					
						190 H Loyola Chicago 1 1					
						203 H Morehead St. 0 1					
						208 A UMKC 0 1					
						223 H Missouri St. 1 0					
						241 H IUPUI 2 0					
						243 H Eastern Ky. 2 1					
						248 H Belmont 1 1					
						290 A Drake 4 1					
						295 N Colorado St. 0 0					
						297 N Eastern Wash. 2 1					
						300 A Murray St. 5 2					
						301 H Jacksonville St. 5 1					
						312 H Tennessee Tech 0 1					
									LAST 10 GAMES		
			301 H Jacksonville St. 5 1			248 H Belmont 1 1					
			167 A Austin Peay 1 0			312 H Tennessee Tech 0 1					
			300 A Murray St. 5 2			295 N Colorado St. 0 0					
			203 H Morehead St. 0 1			297 N Eastern Wash. 2 1					
			243 H Eastern Ky. 2 1			223 H Missouri St. 1 0					

Non-Div. I Games:

SIU Edwardsville

Average RPI Win: 254		WON-LOST	WINNING	LAST 10	STRENGTH OF		OPP. STRENGTH	TEAM	ADJ		CONF.	ADJ CONF.
Average RPI Loss: 157		RECORD	PCT. RANK	GAMES	SCHEDULE		OF SCHEDULE	RPI	RPI		RPI	RPI
DIV. I ONLY		9-6-2	.58824	112	6-4-0		279	267	203	.47518	202	20
DIV. I NON-CONF.		5-3-2	.6	113	2-1-0		296	269	215	.46079	214	23
TOTALS		RPI 1-25	RPI 26-50		W-L RECORDS		RPI 51-100		RPI 101-150		RPI 150+	
9-6-2		0-0-0	0-0-0		OVERALL		0-2-0		1-0-0		8-4-2	
7-1-1		0-0-0	0-0-0		HOME		0-0-0		1-0-0		6-1-1	
2-5-1		0-0-0	0-0-0		AWAY		0-2-0		0-0-0		2-3-1	
0-0-0		0-0-0	0-0-0		NEUTRAL		0-0-0		0-0-0		0-0-0	
5-3-2		0-0-0	0-0-0		NON-CONFERENCE		0-2-0		0-0-0		5-1-2	
4-0-1		0-0-0	0-0-0		HOME		0-0-0		0-0-0		4-0-1	
1-3-1		0-0-0	0-0-		AWAY		0-2-0		0-0-0		1-1-1	
0-0-0		0-0-0	0-0-0		NEUTRAL		0-0-0		0-0-0		0-0-0	
4-3-0		0-0-0	0-0-0		CONFERENCE		0-0-0		1-0-0		3-3-0	
3-1-0		0-0-0	0-0-0		HOME		0-0-0		1-0-0		2-1-0	
1-2-0		0-0-0	0-0-0		AWAY		0-0-0		0-0-0		1-2-0	
0-0-0		0-0-0	0-0-0		NEUTRAL		0-0-0		0-0-0		0-0-0	
RPI S	Opponent	Score	RPI S	Opponent	Score	RPI S	Opponent	Score	RPI S	Opponent	Score	
						65 A	Oral Roberts	2 3	111 H	Western Ky.	3 0	
						86 A	Tulsa	0 4	160 A	La.-Lafayette	0 1	
									168 H	South Ala.	0 2	
									204 H	Southern Miss.	2 2	
									210 A	Central Ark.	3 2	
									212 A	Southeast Mo. St.	0 0	
									213 A	Mississippi St.	0 4	
									223 H	Missouri St.	3 1	
									242 H	Georgia St.	3 2	
									250 A	Troy	0 1	
									268 A	La.-Monroe	3 2	
									279 H	UALR	2 1	
									300 H	Murray St.	3 1	
									326 H	Ark.-Pine Bluff	5 0	
									327 H	Grambling	7 0	
LAST 10 GAMES												
						242 H	Georgia St.	3 2	250 A	Troy	0 1	
						111 H	Western Ky.	3 0	279 H	UALR	2 1	
						160 A	La.-Lafayette	0 1	300 H	Murray St.	3 1	
						268 A	La.-Monroe	3 2	326 H	Ark.-Pine Bluff	5 0	
						168 H	South Ala.	0 2	65 A	Oral Roberts	2 3	

Non-Div. I Games:

Arkansas St.

Average RPI Win:	218	WON-LOST RECORD	WINNING PCT. RANK	LAST 10 GAMES	STRENGTH OF SCHEDULE	OPP. STRENGTH OF SCHEDULE	TEAM RPI	ADJ RPI	CONF. RPI	ADJ CONF. RPI	
DIV. I ONLY		6-9-1	.40625 210	6-4-0	114	249	198	.47437 203	28	28	
DIV. I NON-CONF.		1-7-1	.16667 295	1-2-0	98	140	252	.43311 254	28	28	
<hr/>											
TOTALS	RPI 1-25	RPI 26-50		W-L RECORDS	RPI 51-100		RPI 101-150		RPI 150+		
6-9-1	0-2-0	0-0-0		OVERALL	0-1-0		1-1-0		5-5-1		
2-4-0	0-0-0	0-0-0		HOME	0-0-0		0-1-0		2-3-0		
4-5-1	0-2-0	0-0-0		AWAY	0-1-0		1-0-0		3-2-1		
0-0-0	0-0-0	0-0-0		NEUTRAL	0-0-0		0-0-0		0-0-0		
<hr/>											
1-7-1	0-2-0	0-0-0		NON-CONFERENCE	0-1-0		1-1-0		0-3-1		
0-3-0	0-0-0	0-0-0		HOME	0-0-0		0-1-0		0-2-0		
1-4-1	0-2-0	0-0-		AWAY	0-1-0		1-0-0		0-1-1		
0-0-0	0-0-0	0-0-0		NEUTRAL	0-0-0		0-0-0		0-0-0		
<hr/>											
5-2-0	0-0-0	0-0-0		CONFERENCE	0-0-0		0-0-0		5-2-0		
2-1-0	0-0-0	0-0-0		HOME	0-0-0		0-0-0		2-1-0		
3-1-0	0-0-0	0-0-0		AWAY	0-0-0		0-0-0		3-1-0		
0-0-0	0-0-0	0-0-0		NEUTRAL	0-0-0		0-0-0		0-0-0		
<hr/>											
RPI S	Opponent	Score	RPI S	Opponent	Score	RPI S	Opponent	Score	RPI S	Opponent	Score
17 A	West Virginia	0 2				52 A	Ohio St.	2 3	123 H	Xavier	0 1
19 A	Louisville	2 7							128 A	Appalachian St.	2 1
									167 A	Austin Peay	3 2
									170 A	Saint Francis (PA)	1 1
									178 H	UT Martin	0 3
									187 A	Ohio	1 3
									201 A	SIU Edwardsville	1 0
									212 H	Southeast Mo. St.	5 2
									264 H	Akron	1 2
									284 H	Northern Ky.	1 2
									296 A	Eastern Ill.	0 1
									300 H	Murray St.	1 0
									301 A	Jacksonville St.	2 1
<hr/>											
			LAST 10 GAMES								
			300 H Murray St. 1 0			296 A Eastern Ill. 0 1					
			167 A Austin Peay 3 2			301 A Jacksonville St. 2 1					
			212 H Southeast Mo. St. 5 2			128 A Appalachian St. 2 1					
			178 H UT Martin 0 3			123 H Xavier 0 1					
			201 A SIU Edwardsville 1 0			19 A Louisville 2 7					

Non-Div. I Games:

Morehead St.

Average RPI Win:	266	WON-LOST RECORD	WINNING PCT. RANK	LAST 10 GAMES	STRENGTH OF SCHEDULE	OPP. STRENGTH OF SCHEDULE	TEAM RPI	ADJ RPI	CONF. RPI	ADJ CONF. RPI				
Average RPI Loss:	138													
DIV. I ONLY	6-7-4	.47059	170	1-6-3	207	209	205	.47208	204	12	12			
DIV. I NON-CONF.	6-2-2	.7	64	1-1-1	262	285	146	.50293	146	12	12			
<hr/>														
TOTALS	RPI 1-25	RPI 26-50		W-L RECORDS		RPI 51-100		RPI 101-150		RPI 150+				
6-7-4	0-0-0	0-0-0		OVERALL		0-3-2		1-1-1		5-3-1				
4-3-1	0-0-0	0-0-0		HOME		0-1-0		1-1-1		3-1-0				
1-4-2	0-0-0	0-0-0		AWAY		0-2-1		0-0-0		1-2-1				
1-0-1	0-0-0	0-0-0		NEUTRAL		0-0-1		0-0-0		1-0-0				
<hr/>														
6-2-2	0-0-0	0-0-0		NON-CONFERENCE		0-1-1		1-0-0		5-1-1				
4-1-0	0-0-0	0-0-0		HOME		0-0-0		1-0-0		3-1-0				
1-1-1	0-0-0	0-0-		AWAY		0-1-0		0-0-0		1-0-1				
1-0-1	0-0-0	0-0-0		NEUTRAL		0-0-1		0-0-0		1-0-0				
<hr/>														
0-5-2	0-0-0	0-0-0		CONFERENCE		0-2-1		0-1-1		0-2-0				
0-2-1	0-0-0	0-0-0		HOME		0-1-0		0-1-1		0-0-0				
0-3-1	0-0-0	0-0-0		AWAY		0-1-1		0-0-0		0-2-0				
0-0-0	0-0-0	0-0-0		NEUTRAL		0-0-0		0-0-0		0-0-0				
<hr/>														
RPI S	Opponent	Score	RPI S	Opponent	Score	RPI S	Opponent	Score	RPI S	Opponent	Score			
						80 N	Furman	1 1	106 H	Southeastern La.	1 0			
						86 H	Tulsa	0 1	120 H	Marshall	0 0			
						91 A	North Texas	1 1	143 H	Rice	0 3			
						92 A	UTEP	0 1	168 H	South Ala.	2 3			
						95 A	Auburn	0 6	179 A	Louisiana Tech	0 2			
						202 A	Arkansas St.	2 2	205 A	UTSA	0 3			
						213 H	Mississippi St.	3 0	311 N	Jackson St.	4 0			
						318 A	Mississippi Val.	6 0	322 H	Alcorn	10 1			
						326 H	Ark.-Pine Bluff	8 0						
<hr/>														
			LAST 10 GAMES											
			179 A Louisiana Tech			0 2	92 A UTEP			0 1				
			205 A UTSA			0 3	91 A North Texas			1 1				
			143 H Rice			0 3	95 A Auburn			0 6				
			120 H Marshall			0 0	322 H Alcorn			10 1				
			86 H Tulsa			0 1	80 N Furman			1 1				

Non-Div. I Games:

Southern Miss.

U
T
S
A

UTSA

Average RPI Win:		169	WON-LOST		WINNING		LAST 10		STRENGTH OF		OPP. STRENGTH		TEAM		ADJ		CONF.		ADJ CONF.	
Average RPI Loss:		109	RECORD		PCT. RANK		GAMES		SCHEDULE		OF SCHEDULE		RPI		RPI		RPI		RPI	
DIV. I ONLY			5-10-1		.34375		252		4-5-1		138		94		206		.47121		206	
DIV. I NON-CONF.			5-6-0		.45455		182		4-1-0		121		37		136		.51237		136	
TOTALS		RPI 1-25		RPI 26-50		W-L RECORDS		RPI 51-100		RPI 101-150		RPI 150+								
5-10-1		0-1-0		0-2-0		OVERALL		1-3-1		1-2-0		3-2-0								
4-3-0		0-0-0		0-0-0		HOME		1-1-0		1-2-0		2-0-0								
1-7-1		0-1-0		0-2-0		AWAY		0-2-1		0-0-0		1-2-0								
0-0-0		0-0-0		0-0-0		NEUTRAL		0-0-0		0-0-0		0-0-0								
5-6-0		0-1-0		0-2-0		NON-CONFERENCE		1-3-0		1-0-0		3-0-0								
4-1-0		0-0-0		0-0-0		HOME		1-1-0		1-0-0		2-0-0								
1-5-0		0-1-0		0-0-		AWAY		0-2-0		0-0-0		1-0-0								
0-0-0		0-0-0		0-0-0		NEUTRAL		0-0-0		0-0-0		0-0-0								
0-4-1		0-0-0		0-0-0		CONFERENCE		0-0-1		0-2-0		0-2-0								
0-2-0		0-0-0		0-0-0		HOME		0-0-0		0-2-0		0-0-0								
0-2-1		0-0-0		0-0-0		AWAY		0-0-1		0-0-0		0-2-0								
0-0-0		0-0-0		0-0-0		NEUTRAL		0-0-0		0-0-0		0-0-0								
RPI	S	Opponent		Score		RPI	S	Opponent		Score		RPI	S	Opponent		Score				
2	A	UCLA		0	3	45	A	Arizona St.		0	2	86	H	Tulsa		1	0			
						46	A	Texas Tech		1	3	93	A	San Diego		1	3			
												93	H	San Diego		0	2			
												98	A	Southern California		1	4			
												99	A	Cal St. Fullerton		1	1			
														118 H Oregon St.		3	1			
														135 H Cal Poly		0	1			
														150 H UC Santa Barbara		0	1			
														176 A Fresno St.		2	1			
														189 A UC Davis		0	1			
														215 H Loyola Marymount		2	1			
														236 A UC Riverside		1	3			
														252 H Houston		2	1			
LAST 10 GAMES																				
						189	A	UC Davis		0	1	215	H	Loyola Marymount		2	1			
						150	H	UC Santa Barbara		0	1	93	H	San Diego		0	2			
						135	H	Cal Poly		0	1	86	H	Tulsa		1	0			
								99 A Cal St. Fullerton		1	1	176	A	Fresno St.		2	1			
						236	A	UC Riverside		1	3	118	H	Oregon St.		3	1			

Non-Div. I Games:

Cal St. Northridge

Average RPI Win: 245		WON-LOST	WINNING	LAST 10	STRENGTH OF		OPP. STRENGTH	TEAM	ADJ		CONF.	ADJ CONF.
Average RPI Loss: 100		RECORD	PCT. RANK	GAMES	SCHEDULE		OF SCHEDULE	RPI	RPI		RPI	RPI
DIV. I ONLY		6-8-1	.43333	196	5-5-0		233	96	208		.47109	207
DIV. I NON-CONF.		3-5-1	.38889	221	2-2-0		207	53	207		.46606	206
TOTALS		RPI 1-25	RPI 26-50		W-L RECORDS		RPI 51-100		RPI 101-150		RPI 150+	
6-8-1		0-0-0	0-2-1		OVERALL		0-3-0		0-0-0		6-3-0	
4-3-0		0-0-0	0-0-0		HOME		0-2-0		0-0-0		4-1-0	
2-5-1		0-0-0	0-2-1		AWAY		0-1-0		0-0-0		2-2-0	
0-0-0		0-0-0	0-0-0		NEUTRAL		0-0-0		0-0-0		0-0-0	
3-5-1		0-0-0	0-2-1		NON-CONFERENCE		0-1-0		0-0-0		3-2-0	
2-1-0		0-0-0	0-0-0		HOME		0-1-0		0-0-0		2-0-0	
1-4-1		0-0-0	0-1-		AWAY		0-0-0		0-0-0		1-2-0	
0-0-0		0-0-0	0-0-0		NEUTRAL		0-0-0		0-0-0		0-0-0	
3-3-0		0-0-0	0-0-0		CONFERENCE		0-2-0		0-0-0		3-1-0	
2-2-0		0-0-0	0-0-0		HOME		0-1-0		0-0-0		2-1-0	
1-1-0		0-0-0	0-0-0		AWAY		0-1-0		0-0-0		1-0-0	
0-0-0		0-0-0	0-0-0		NEUTRAL		0-0-0		0-0-0		0-0-0	
RPI S	Opponent	Score	RPI S	Opponent	Score	RPI S	Opponent	Score	RPI S	Opponent	Score	
			30 A	Maryland	0 3	72 H	VCU	1 5	151 H	Richmond	1 2	
			34 A	William & Mary	1 1	76 H	Delaware	0 3	170 A	Saint Francis (PA)	0 3	
			37 A	James Madison	1 2	84 A	Dayton	0 3	177 H	Saint Louis	1 0	
									182 A	American	0 1	
									229 H	North Florida	3 0	
									230 H	Fordham	3 0	
									257 H	Old Dominion	3 0	
									285 A	Loyola Maryland	1 0	
									291 A	Rhode Island	1 0	
LAST 10 GAMES												
			151 H	Richmond	1 2	76 H	Delaware	0 3				
			230 H	Fordham	3 0	37 A	James Madison	1 2				
			291 A	Rhode Island	1 0	72 H	VCU	1 5				
			177 H	Saint Louis	1 0	285 A	Loyola Maryland	1 0				
			84 A	Dayton	0 3	257 H	Old Dominion	3 0				

Non-Div. I Games:

George Mason

UMKC

Average RPI Win: 272		WON-LOST	WINNING		LAST 10	STRENGTH OF		OPP. STRENGTH	TEAM	ADJ	CONF.	ADJ CONF.	
Average RPI Loss: 155		RECORD	PCT. RANK		GAMES	SCHEDULE		OF SCHEDULE	RPI	RPI	RPI	RPI	
DIV. I ONLY		8-7-1	.53125	141	5-5-0	252		283	210	.4695	208	30	30
DIV. I NON-CONF.		3-4-1	.4375	197	0-2-0	122		226	165	.49094	164	29	29
TOTALS		RPI 1-25	RPI 26-50		W-L RECORDS		RPI 51-100		RPI 101-150		RPI 150+		
8-7-1	0-0-0		0-0-0		OVERALL		0-2-0		0-2-0		8-3-1		
4-2-0	0-0-0		0-0-0		HOME		0-0-0		0-2-0		4-0-0		
4-5-1	0-0-0		0-0-0		AWAY		0-2-0		0-0-0		4-3-1		
0-0-0	0-0-0		0-0-0		NEUTRAL		0-0-0		0-0-0		0-0-0		
3-4-1	0-0-0		0-0-0		NON-CONFERENCE		0-1-0		0-2-0		3-1-1		
2-2-0	0-0-0		0-0-0		HOME		0-0-0		0-2-0		2-0-0		
1-2-1	0-0-0		0-0-		AWAY		0-1-0		0-0-0		1-1-1		
0-0-0	0-0-0		0-0-0		NEUTRAL		0-0-0		0-0-0		0-0-0		
5-3-0	0-0-0		0-0-0		CONFERENCE		0-1-0		0-0-0		5-2-0		
2-0-0	0-0-0		0-0-0		HOME		0-0-0		0-0-0		2-0-0		
3-3-0	0-0-0		0-0-0		AWAY		0-1-0		0-0-0		3-2-0		
0-0-0	0-0-0		0-0-0		NEUTRAL		0-0-0		0-0-0		0-0-0		
RPI S	Opponent	Score	RPI S	Opponent	Score	RPI S	Opponent	Score	RPI S	Opponent	Score		
						65 A	Oral Roberts	2 3	102 H	Missouri	0 3		
						73 A	Seattle	0 3	107 H	Creighton	0 1		
									201 H	SIU Edwardsville	1 0		
									210 A	Central Ark.	1 1		
									212 H	Southeast Mo. St.	2 1		
									223 A	Missouri St.	0 1		
									238 A	Utah Valley	0 2		
									278 A	New Mexico St.	1 2		
									278 H	New Mexico St.	3 0		
									279 A	UALR	3 1		
									280 A	Bakersfield	3 0		
									305 A	Grand Canyon	1 0		
									305 H	Grand Canyon	6 2		
									317 A	Idaho	2 1		
LAST 10 GAMES													
			305 A	Grand Canyon	1 0	73 A	Seattle	0 3					
			280 A	Bakersfield	3 0	278 A	New Mexico St.	1 2					
			238 A	Utah Valley	0 2	278 H	New Mexico St.	3 0					
			305 H	Grand Canyon	6 2	223 A	Missouri St.	0 1					
			317 A	Idaho	2 1	107 H	Creighton	0 1					

Non-Div. I Games:

UMKC

Average RPI Win: 241		WON-LOST	WINNING	LAST 10	STRENGTH OF		OPP. STRENGTH	TEAM	ADJ	CONF.	ADJ CONF.
Average RPI Loss: 140		RECORD	PCT. RANK	GAMES	SCHEDULE		OF SCHEDULE	RPI	RPI	RPI	RPI
DIV. I ONLY		5-8-2	.4	222	3-5-2		152	181	207	.46949	209
DIV. I NON-CONF.		3-5-1	.38889	221	1-2-1		162	153	200	.46929	201
TOTALS		RPI 1-25	RPI 26-50		W-L RECORDS		RPI 51-100		RPI 101-150		RPI 150+
5-8-2		0-0-0	0-1-0		OVERALL		0-2-0		0-2-1		5-3-1
3-2-1		0-0-0	0-0-0		HOME		0-1-0		0-1-1		3-0-0
2-6-1		0-0-0	0-1-0		AWAY		0-1-0		0-1-0		2-3-1
0-0-0		0-0-0	0-0-0		NEUTRAL		0-0-0		0-0-0		0-0-0
3-5-1		0-0-0	0-1-0		NON-CONFERENCE		0-2-0		0-1-1		3-1-0
2-1-1		0-0-0	0-0-0		HOME		0-1-0		0-0-1		2-0-0
1-4-0		0-0-0	0-0-		AWAY		0-1-0		0-1-0		1-1-0
0-0-0		0-0-0	0-0-0		NEUTRAL		0-0-0		0-0-0		0-0-0
2-3-1		0-0-0	0-0-0		CONFERENCE		0-0-0		0-1-0		2-2-1
1-1-0		0-0-0	0-0-0		HOME		0-0-0		0-1-0		1-0-0
1-2-1		0-0-0	0-0-0		AWAY		0-0-0		0-0-0		1-2-1
0-0-0		0-0-0	0-0-0		NEUTRAL		0-0-0		0-0-0		0-0-0
RPI S	Opponent	Score	RPI S	Opponent	Score	RPI S	Opponent	Score	RPI S	Opponent	Score
			42 A	Stephen F. Austin	0 1	55 A	Texas	0 3	111 H	Western Ky.	0 1
						92 H	UTEP	0 1	122 A	Oklahoma	0 4
									143 H	Rice	0 0
									160 A	La.-Lafayette	2 5
									168 A	South Ala.	2 2
									196 A	Northwestern St.	3 1
									214 H	Sam Houston St.	2 1
									242 H	Georgia St.	1 0
									250 A	Troy	2 1
									266 A	McNeese St.	1 2
									268 A	La.-Monroe	1 2
									303 H	Prairie View	5 0
LAST 10 GAMES											
			268 A	La.-Monroe	1 2	168 A	South Ala.	2 2			
			160 A	La.-Lafayette	2 5	55 A	Texas	0 3			
			111 H	Western Ky.	0 1	92 H	UTEP	0 1			
			242 H	Georgia St.	1 0	214 H	Sam Houston St.	2 1			
			250 A	Troy	2 1	143 H	Rice	0 0			

Non-Div. I Games:

Texas St.

Average RPI Win: 252		WON-LOST	WINNING	LAST 10	STRENGTH OF		OPP. STRENGTH	TEAM	ADJ		CONF.	ADJ CONF.	
Average RPI Loss: 169		RECORD	PCT. RANK	GAMES	SCHEDULE		OF SCHEDULE	RPI	RPI		RPI	RPI	
DIV. I ONLY		6-6-2	.5	152	4-4-0		239	231	209	.4678	210	15	15
DIV. I NON-CONF.		3-3-2	.5	148	1-1-0		241	255	210	.46219	212	18	20
TOTALS		RPI 1-25	RPI 26-50		W-L RECORDS		RPI 51-100		RPI 101-150		RPI 150+		
6-6-2		0-0-0	0-0-0		OVERALL		0-0-0		0-3-0		6-3-2		
3-4-1		0-0-0	0-0-0		HOME		0-0-0		0-2-0		3-2-1		
3-2-1		0-0-0	0-0-0		AWAY		0-0-0		0-1-0		3-1-1		
0-0-0		0-0-0	0-0-0		NEUTRAL		0-0-0		0-0-0		0-0-0		
3-3-2		0-0-0	0-0-0		NON-CONFERENCE		0-0-0		0-1-0		3-2-2		
2-2-1		0-0-0	0-0-0		HOME		0-0-0		0-0-0		2-2-1		
1-1-1		0-0-0	0-0-		AWAY		0-0-0		0-1-0		1-0-1		
0-0-0		0-0-0	0-0-0		NEUTRAL		0-0-0		0-0-0		0-0-0		
3-3-0		0-0-0	0-0-0		CONFERENCE		0-0-0		0-2-0		3-1-0		
1-2-0		0-0-0	0-0-0		HOME		0-0-0		0-2-0		1-0-0		
2-1-0		0-0-0	0-0-0		AWAY		0-0-0		0-0-0		2-1-0		
0-0-0		0-0-0	0-0-0		NEUTRAL		0-0-0		0-0-0		0-0-0		
RPI S	Opponent	Score	RPI S	Opponent	Score	RPI S	Opponent	Score	RPI S	Opponent	Score		
									106 H	Southeastern La.	1	2	
									121 A	TCU	0	3	
									145 H	Nicholls St.	1	2	
									179 A	Louisiana Tech	2	0	
									196 A	Northwestern St.	3	0	
									197 A	Lipscomb	2	2	
									202 H	Arkansas St.	2	3	
									208 H	UMKC	1	1	
									214 A	Sam Houston St.	0	1	
									223 H	Missouri St.	0	2	
									251 A	Houston Baptist	1	0	
									268 H	La.-Monroe	6	2	
									298 H	A&M-Corpus Christi	2	1	
									318 H	Mississippi Val.	4	0	
LAST 10 GAMES													
									251 A	Houston Baptist	1	0	
									214 A	Sam Houston St.	0	1	
									145 H	Nicholls St.	1	2	
									106 H	Southeastern La.	1	2	
									196 A	Northwestern St.	3	0	
									298 H	A&M-Corpus Christi	2	1	
									121 A	TCU	0	3	
									268 H	La.-Monroe	6	2	
									197 A	Lipscomb	2	2	
									208 H	UMKC	1	1	

Non-Div. I Games: Incarnate Word 3 2 Abilene Christian 1 2

Central Ark.

Average RPI Win:		241	WON-LOST RECORD		8-8-1	.5	152	6-3-1	274	120	211	.46681	211	23	23
Average RPI Loss:		117			2-7-1	.25	276	0-2-1	171	38	241	.44079	242	17	17
DIV. I ONLY															
DIV. I NON-CONF.															
TOTALS		RPI 1-25		RPI 26-50		W-L RECORDS		RPI 51-100		RPI 101-150		RPI 150+			
8-8-1		0-2-0		0-1-0		OVERALL		0-1-0		1-2-0		7-2-1			
5-3-0		0-0-0		0-1-0		HOME		0-1-0		1-1-0		4-0-0			
3-3-0		0-1-0		0-0-0		AWAY		0-0-0		0-1-0		3-1-0			
0-2-1		0-1-0		0-0-0		NEUTRAL		0-0-0		0-0-0		0-1-1			
2-7-1		0-2-0		0-1-0		NON-CONFERENCE		0-1-0		1-2-0		1-1-1			
1-3-0		0-0-0		0-1-0		HOME		0-1-0		1-1-0		0-0-0			
1-2-0		0-1-0		0-0-		AWAY		0-0-0		0-1-0		1-0-0			
0-2-1		0-1-0		0-0-0		NEUTRAL		0-0-0		0-0-0		0-1-1			
6-1-0		0-0-0		0-0-0		CONFERENCE		0-0-0		0-0-0		6-1-0			
4-0-0		0-0-0		0-0-0		HOME		0-0-0		0-0-0		4-0-0			
2-1-0		0-0-0		0-0-0		AWAY		0-0-0		0-0-0		2-1-0			
0-0-0		0-0-0		0-0-0		NEUTRAL		0-0-0		0-0-0		0-0-0			
RPI	S	Opponent	Score	RPI	S	Opponent	Score	RPI	S	Opponent	Score	RPI	S	Opponent	Score
3	A	North Carolina	1 2	46	H	Texas Tech	0 1	67	H	Michigan St.	0 1	143	H	Rice	3 0
22	N	Duke	0 1									144	A	St. Mary's (CA)	0 1
												150	H	UC Santa Barbara	0 2
												176	H	Fresno St.	1 0
												185	H	UNLV	1 0
												189	N	UC Davis	0 0
												228	A	Wyoming	2 3
												263	H	Nevada	3 2
												273	N	Pacific	1 2
												278	A	New Mexico St.	1 0
												288	A	Air Force	1 0
												295	A	Colorado St.	3 0
												299	H	San Jose St.	2 1
				LAST 10 GAMES											
				185	H	UNLV	1 0	176	H	Fresno St.	1 0				
				263	H	Nevada	3 2	299	H	San Jose St.	2 1				
				288	A	Air Force	1 0	189	N	UC Davis	0 0				
				228	A	Wyoming	2 3	150	H	UC Santa Barbara	0 2				
				295	A	Colorado St.	3 0	273	N	Pacific	1 2				

Non-Div. I Games:

New Mexico

Average RPI Win: 265		WON-LOST RECORD		WINNING PCT. RANK		LAST 10 GAMES		STRENGTH OF SCHEDULE		OPP. STRENGTH OF SCHEDULE		TEAM RPI		ADJ RPI		CONF. RPI		ADJ CONF. RPI	
DIV. I ONLY		3-12-0		.2 303		1-9-0		43		145		215		.4665 213		4		4	
DIV. I NON-CONF.		3-4-0		.42857 204		1-1-0		96		301		172		.48693 171		4		4	
TOTALS		RPI 1-25		RPI 26-50		W-L RECORDS		RPI 51-100		RPI 101-150		RPI 150+							
3-12-0		0-1-0		0-3-0		OVERALL		0-4-0		0-2-0		3-2-0							
2-4-0		0-1-0		0-1-0		HOME		0-1-0		0-1-0		2-0-0							
0-8-0		0-0-0		0-2-0		AWAY		0-3-0		0-1-0		0-2-0							
1-0-0		0-0-0		0-0-0		NEUTRAL		0-0-0		0-0-0		1-0-0							
3-4-0		0-0-0		0-0-0		NON-CONFERENCE		0-2-0		0-0-0		3-2-0							
2-1-0		0-0-0		0-0-0		HOME		0-1-0		0-0-0		2-0-0							
0-3-0		0-0-0		0-0-		AWAY		0-1-0		0-0-0		0-2-0							
1-0-0		0-0-0		0-0-0		NEUTRAL		0-0-0		0-0-0		1-0-0							
0-8-0		0-1-0		0-3-0		CONFERENCE		0-2-0		0-2-0		0-0-0							
0-3-0		0-1-0		0-1-0		HOME		0-0-0		0-1-0		0-0-0							
0-5-0		0-0-0		0-2-0		AWAY		0-2-0		0-1-0		0-0-0							
0-0-0		0-0-0		0-0-0		NEUTRAL		0-0-0		0-0-0		0-0-0							
RPI	S	Opponent		Score		RPI	S	Opponent		Score		RPI	S	Opponent		Score			
16	H	Florida		0 1		26	H	Kentucky		1 3		54	A	Georgia		0 5			
						36	A	Arkansas		0 1		63	A	LSU		2 3			
						40	A	Texas A&M		0 8		78	A	FGCU		1 2			
												80	H	Furman		0 4			
</																			

Non-Div. I Games:

Mississippi St.

Average RPI Win:	264	WON-LOST	WINNING	LAST 10	STRENGTH OF	OPP. STRENGTH	TEAM	ADJ	CONF.	ADJ CONF.	
Average RPI Loss:	133	RECORD	PCT. RANK	GAMES	SCHEDULE	OF SCHEDULE	RPI	RPI	RPI	RPI	
DIV. I ONLY	5-7-1	.42308	206	3-5-0	163	246	212	.46614	214	15	15
DIV. I NON-CONF.	2-4-1	.35714	240	0-2-0	242	295	266	.42127	268	18	20
<hr/>											
TOTALS	RPI 1-25	RPI 26-50		W-L RECORDS	RPI 51-100		RPI 101-150		RPI 150+		
5-7-1	0-0-0	0-1-0		OVERALL	0-2-0		0-1-0		5-3-1		
4-2-0	0-0-0	0-1-0		HOME	0-1-0		0-0-0		4-0-0		
1-5-0	0-0-0	0-0-0		AWAY	0-1-0		0-1-0		1-3-0		
0-0-1	0-0-0	0-0-0		NEUTRAL	0-0-0		0-0-0		0-0-1		
<hr/>											
2-4-1	0-0-0	0-0-0		NON-CONFERENCE	0-1-0		0-1-0		2-2-1		
2-0-0	0-0-0	0-0-0		HOME	0-0-0		0-0-0		2-0-0		
0-4-0	0-0-0	0-0-		AWAY	0-1-0		0-1-0		0-2-0		
0-0-1	0-0-0	0-0-0		NEUTRAL	0-0-0		0-0-0		0-0-1		
<hr/>											
3-3-0	0-0-0	0-1-0		CONFERENCE	0-1-0		0-0-0		3-1-0		
2-2-0	0-0-0	0-1-0		HOME	0-1-0		0-0-0		2-0-0		
1-1-0	0-0-0	0-0-0		AWAY	0-0-0		0-0-0		1-1-0		
0-0-0	0-0-0	0-0-0		NEUTRAL	0-0-0		0-0-0		0-0-0		
<hr/>											
RPI S	Opponent	Score	RPI S	Opponent	Score	RPI S	Opponent	Score	RPI S	Opponent	Score
			42 H	Stephen F. Austin	0 1	65 H	Oral Roberts	1 2	126 A	SMU	0 4
						91 A	North Texas	0 3	194 N	South Dakota St.	0 0
									196 A	Northwestern St.	1 2
									205 A	UTSA	0 1
									209 A	Texas St.	1 2
									210 H	Central Ark.	1 0
									218 H	Lamar	5 2
									266 A	McNeese St.	1 0
									303 H	Prairie View	3 0
									324 H	Texas Southern	6 0
<hr/>											
LAST 10 GAMES											
			65 H	Oral Roberts	1 2	266 A	McNeese St.	1 0			
			210 H	Central Ark.	1 0	126 A	SMU	0 4			
			218 H	Lamar	5 2	209 A	Texas St.	1 2			
			42 H	Stephen F. Austin	0 1	303 H	Prairie View	3 0			
			196 A	Northwestern St.	1 2	91 A	North Texas	0 3			

Non-Div. I Games: Abilene Christian 1 2 Incarnate Word 3 1

Sam Houston St.

Average RPI Win:		195	WON-LOST RECORD		WINNING PCT. RANK		LAST 10 GAMES		STRENGTH OF SCHEDULE		OPP. STRENGTH OF SCHEDULE		TEAM RPI		ADJ RPI		CONF. RPI		ADJ CONF. RPI				
DIV. I ONLY			3-12-0		.2 303		0-10-0		59		107		216		.46534 215		9		9				
DIV. I NON-CONF.			3-8-0		.27273 274		0-6-0		84		82		196		.47505 193		8		8				
TOTALS		RPI 1-25		RPI 26-50		W-L RECORDS		RPI 51-100		RPI 101-150		RPI 150+											
3-12-0		0-3-0		0-1-0		OVERALL		0-5-0		1-1-0		2-2-0											
3-4-0		0-2-0		0-0-0		HOME		0-1-0		1-0-0		2-1-0											
0-8-0		0-1-0		0-1-0		AWAY		0-4-0		0-1-0		0-1-0											
0-0-0		0-0-0		0-0-0		NEUTRAL		0-0-0		0-0-0		0-0-0											
3-8-0		0-2-0		0-0-0		NON-CONFERENCE		0-4-0		1-1-0		2-1-0											
3-2-0		0-1-0		0-0-0		HOME		0-1-0		1-0-0		2-0-0											
0-6-0		0-1-0		0-0-		AWAY		0-3-0		0-1-0		0-1-0											
0-0-0		0-0-0		0-0-0		NEUTRAL		0-0-0		0-0-0		0-0-0											
0-4-0		0-1-0		0-1-0		CONFERENCE		0-1-0		0-0-0		0-1-0											
0-2-0		0-1-0		0-0-0		HOME		0-0-0		0-0-0		0-1-0											
0-2-0		0-0-0		0-1-0		AWAY		0-1-0		0-0-0		0-0-0											
0-0-0		0-0-0		0-0-0		NEUTRAL		0-0-0		0-0-0		0-0-0											
RPI	S	Opponent		Score		RPI	S	Opponent		Score		RPI	S	Opponent		Score		RPI	S	Opponent		Score	
2	H	UCLA		0	3	29	A	BYU		0	2	68	A	Long Beach St.		0	1	135	A	Cal Poly		0	3
13	A	Stanford		0	4							82	H	UC Irvine		0	3	150	H	UC Santa Barbara		1	0
20	H	Portland		0	2							93	A	San Diego		1	2	175	H	Northeastern		1	0
												98	A	Southern California		1	5	206	A	Cal St. Northridge		1	2
												99	A	Cal St. Fullerton		0	1	219	H	Gonzaga		1	3
																		261	H	Montana		2	1
LAST 10 GAMES																							
						29	A	BYU		0	2	2	H	UCLA		0	3						
						93	A	San Diego		1	2	82	H	UC Irvine		0	3						
						219	H	Gonzaga		1	3	98	A	Southern California		1	5						
						20	H	Portland		0	2	99	A	Cal St. Fullerton		0	1						
						206	A	Cal St. Northridge		1	2	68	A	Long Beach St.		0	1						

Non-Div. I Games:

Loyola Marymount

Average RPI Win:	256	WON-LOST	WINNING	LAST 10	STRENGTH OF	OPP. STRENGTH	TEAM	ADJ	CONF.	ADJ CONF.	
Average RPI Loss:	175	RECORD	PCT. RANK	GAMES	SCHEDULE	OF SCHEDULE	RPI	RPI	RPI	RPI	
DIV. I ONLY	9-4-2	.66667	62	6-2-2	320	184	213	.46484	216	25	25
DIV. I NON-CONF.	7-2-1	.75	51	4-0-1	314	194	175	.48395	178	22	22
<hr/>											
TOTALS	RPI 1-25	RPI 26-50		W-L RECORDS		RPI 51-100		RPI 101-150		RPI 150+	
9-4-2	0-0-0	0-0-0		OVERALL		0-1-0		0-1-0		9-2-2	
5-1-1	0-0-0	0-0-0		HOME		0-0-0		0-0-0		5-1-1	
4-3-1	0-0-0	0-0-0		AWAY		0-1-0		0-1-0		4-1-1	
0-0-0	0-0-0	0-0-0		NEUTRAL		0-0-0		0-0-0		0-0-0	
7-2-1	0-0-0	0-0-0		NON-CONFERENCE		0-0-0		0-1-0		7-1-1	
4-1-0	0-0-0	0-0-0		HOME		0-0-0		0-0-0		4-1-0	
3-1-1	0-0-0	0-0-		AWAY		0-0-0		0-1-0		3-0-1	
0-0-0	0-0-0	0-0-0		NEUTRAL		0-0-0		0-0-0		0-0-0	
2-2-1	0-0-0	0-0-0		CONFERENCE		0-1-0		0-0-0		2-1-1	
1-0-1	0-0-0	0-0-0		HOME		0-0-0		0-0-0		1-0-1	
1-2-0	0-0-0	0-0-0		AWAY		0-1-0		0-0-0		1-1-0	
0-0-0	0-0-0	0-0-0		NEUTRAL		0-0-0		0-0-0		0-0-0	
RPI	S	Opponent	Score	RPI	S	Opponent	Score	RPI	S	Opponent	Score
						88 A Illinois St.	0 4	123 A Xavier		0 1	
								163 H Valparaiso		2 1	
								177 A Saint Louis		1 1	
								178 H UT Martin		3 0	
								188 A Indiana St.		0 1	
								223 H Missouri St.		0 0	
								241 H IUPUI		1 0	
								243 A Eastern Ky.		3 0	
								248 H Belmont		3 0	
								290 H Drake		1 0	
								300 H Murray St.		0 1	
								312 A Tennessee Tech		2 1	
								315 A UNI		2 1	
								316 A Bowling Green		2 1	

Non-Div. I Games:

Evansville

Average RPI Win: 262		WON-LOST	WINNING	LAST 10	STRENGTH OF		OPP. STRENGTH	TEAM	ADJ	CONF.	ADJ CONF.
Average RPI Loss: 90		RECORD	PCT. RANK	GAMES	SCHEDULE		OF SCHEDULE	RPI	RPI	RPI	RPI
DIV. I ONLY		6-9-1	.40625	210	2-7-1		212	123	219	.46409	217
DIV. I NON-CONF.		5-3-1	.61111	106	1-1-1		287	248	198	.47441	195
TOTALS		RPI 1-25	RPI 26-50		W-L RECORDS		RPI 51-100		RPI 101-150		RPI 150+
6-9-1	0-2-0	0-1-0		OVERALL		0-2-0		0-3-0		6-1-1	
2-6-0	0-1-0	0-0-0		HOME		0-1-0		0-3-0		2-1-0	
4-3-1	0-1-0	0-1-0		AWAY		0-1-0		0-0-0		4-0-1	
0-0-0	0-0-0	0-0-0		NEUTRAL		0-0-0		0-0-0		0-0-0	
5-3-1	0-0-0	0-0-0		NON-CONFERENCE		0-1-0		0-1-0		5-1-1	
1-3-0	0-0-0	0-0-0		HOME		0-1-0		0-1-0		1-1-0	
4-0-1	0-0-0	0-0-0		AWAY		0-0-0		0-0-0		4-0-1	
0-0-0	0-0-0	0-0-0		NEUTRAL		0-0-0		0-0-0		0-0-0	
1-6-0	0-2-0	0-1-0		CONFERENCE		0-1-0		0-2-0		1-0-0	
1-3-0	0-1-0	0-0-0		HOME		0-0-0		0-2-0		1-0-0	
0-3-0	0-1-0	0-1-0		AWAY		0-1-0		0-0-0		0-0-0	
0-0-0	0-0-0	0-0-0		NEUTRAL		0-0-0		0-0-0		0-0-0	
RPI S Opponent	Score		RPI S Opponent	Score		RPI S Opponent	Score		RPI S Opponent	Score	
9 A UCF	1	4	47 A Connecticut	1	3	53 A South Fla.	0	1	117 H Cincinnati	1	2
19 H Louisville	1	3				76 H Delaware	1	2	120 H Marshall	0	1
									126 H SMU	0	1
									195 H Binghamton	2	0
									221 A Lafayette	0	0
									247 H Rider	0	1
									252 H Houston	2	0
									254 A Mt. St. Mary's	1	0
									265 A NJIT	2	0
									285 A Loyola Maryland	1	0
									323 A Delaware St.	4	0
LAST 10 GAMES											
117 H Cincinnati	1	2	126 H SMU	0	1	19 H Louisville	1	3	252 H Houston	2	0
47 A Connecticut	1	3	76 H Delaware	1	2	53 A South Fla.	0	1	221 A Lafayette	0	0
9 A UCF	1	4	195 H Binghamton	2	0						

Non-Div. I Games:

Temple

Average RPI Win: 254		WON-LOST	WINNING	LAST 10	STRENGTH OF		OPP. STRENGTH	TEAM	ADJ	CONF.	ADJ CONF.		
Average RPI Loss: 150		RECORD	PCT. RANK	GAMES	SCHEDULE		OF SCHEDULE	RPI	RPI	RPI	RPI		
DIV. I ONLY		6-9-1	.40625	210	3-6-1		166	240	220	.46408	218	15	15
DIV. I NON-CONF.		3-4-0	.42857	204	0-1-0		227	286	235	.44721	234	18	20
TOTALS		RPI 1-25	RPI 26-50		W-L RECORDS		RPI 51-100		RPI 101-150		RPI 150+		
6-9-1	0-0-0	0-1-0		OVERALL		0-1-0		1-3-0		5-4-1			
3-3-0	0-0-0	0-1-0		HOME		0-1-0		0-0-0		3-1-0			
3-4-1	0-0-0	0-0-0		AWAY		0-0-0		1-3-0		2-1-1			
0-2-0	0-0-0	0-0-0		NEUTRAL		0-0-0		0-0-0		0-2-0			
3-4-0	0-0-0	0-0-0		NON-CONFERENCE		0-0-0		0-2-0		3-2-0			
2-0-0	0-0-0	0-0-0		HOME		0-0-0		0-0-0		2-0-0			
1-2-0	0-0-0	0-0-		AWAY		0-0-0		0-2-0		1-0-0			
0-2-0	0-0-0	0-0-0		NEUTRAL		0-0-0		0-0-0		0-2-0			
3-5-1	0-0-0	0-1-0		CONFERENCE		0-1-0		1-1-0		2-2-1			
1-3-0	0-0-0	0-1-0		HOME		0-1-0		0-0-0		1-1-0			
2-2-1	0-0-0	0-0-0		AWAY		0-0-0		1-1-0		1-1-1			
0-0-0	0-0-0	0-0-0		NEUTRAL		0-0-0		0-0-0		0-0-0			
RPI S	Opponent	Score	RPI S	Opponent	Score	RPI S	Opponent	Score	RPI S	Opponent	Score		
			42 H	Stephen F. Austin	0 3	65 H	Oral Roberts	0 3	106 A	Southeastern La.	1 3		
									141 A	Northern Ariz.	2 3		
									143 A	Rice	3 5		
									145 A	Nicholls St.	2 1		
									194 N	South Dakota St.	0 3		
									196 A	Northwestern St.	0 0		
									198 N	Massachusetts	1 2		
									205 A	UTSA	3 1		
									214 A	Sam Houston St.	2 5		
									251 H	Houston Baptist	0 1		
									266 A	McNeese St.	2 0		
									298 H	A&M-Corpus Christi	3 0		
									303 H	Prairie View	3 2		
									306 H	Southern U.	2 0		
LAST 10 GAMES													
			266 A	McNeese St.	2 0	251 H	Houston Baptist	0 1					
			298 H	A&M-Corpus Christi	3 0	42 H	Stephen F. Austin	0 3					
			214 A	Sam Houston St.	2 5	65 H	Oral Roberts	0 3					
			106 A	Southeastern La.	1 3	196 A	Northwestern St.	0 0					
			145 A	Nicholls St.	2 1	198 N	Massachusetts	1 2					

Non-Div. I Games:

Lamar

Average RPI Win:	233	WON-LOST RECORD	WINNING PCT. RANK	LAST 10 GAMES	STRENGTH OF SCHEDULE	OPP. STRENGTH OF SCHEDULE	TEAM RPI	ADJ RPI	CONF. RPI	ADJ CONF. RPI					
DIV. I ONLY		5-7-1	.42308	206	4-5-1	246	73	218	.46377	219	9	9			
DIV. I NON-CONF.		4-5-1	.45	184	3-3-1	275	89	224	.45299	224	8	8			
<hr/>															
TOTALS	RPI 1-25	RPI 26-50		W-L RECORDS		RPI 51-100		RPI 101-150		RPI 150+					
5-7-1	0-1-0	0-3-0		OVERALL		0-2-0		1-0-0		4-1-1					
2-1-1	0-0-0	0-0-0		HOME		0-0-0		1-0-0		1-1-1					
3-6-0	0-1-0	0-3-0		AWAY		0-2-0		0-0-0		3-0-0					
0-0-0	0-0-0	0-0-0		NEUTRAL		0-0-0		0-0-0		0-0-0					
4-5-1	0-0-0	0-2-0		NON-CONFERENCE		0-2-0		1-0-0		3-1-1					
2-1-1	0-0-0	0-0-0		HOME		0-0-0		1-0-0		1-1-1					
2-4-0	0-0-0	0-0-		AWAY		0-2-0		0-0-0		2-0-0					
0-0-0	0-0-0	0-0-0		NEUTRAL		0-0-0		0-0-0		0-0-0					
1-2-0	0-1-0	0-1-0		CONFERENCE		0-0-0		0-0-0		1-0-0					
0-0-0	0-0-0	0-0-0		HOME		0-0-0		0-0-0		0-0-0					
1-2-0	0-1-0	0-1-0		AWAY		0-0-0		0-0-0		1-0-0					
0-0-0	0-0-0	0-0-0		NEUTRAL		0-0-0		0-0-0		0-0-0					
<hr/>															
RPI	S	Opponent	Score	RPI	S	Opponent	Score	RPI	S	Opponent	Score				
20	A	Portland	1 2	35	A	Pepperdine	0 1	86	A	Tulsa	0 3	118	H	Oregon St.	1 0
				41	A	Oklahoma St.	1 2	99	A	Cal St. Fullerton	1 2	176	H	Fresno St.	0 1
				48	A	Washington	0 1					215	A	Loyola Marymount	3 1
												236	A	UC Riverside	1 0
												263	H	Nevada	0 0
												297	A	Eastern Wash.	1 0
												297	H	Eastern Wash.	3 0
<hr/>															
LAST 10 GAMES															
				20	A	Portland	1 2	263	H	Nevada	0 0				
				215	A	Loyola Marymount	3 1	48	A	Washington	0 1				
				35	A	Pepperdine	0 1	297	H	Eastern Wash.	3 0				
				99	A	Cal St. Fullerton	1 2	118	H	Oregon St.	1 0				
				236	A	UC Riverside	1 0	176	H	Fresno St.	0 1				

Non-Div. I Games:

Gonzaga

Average RPI Win: 221		WON-LOST RECORD	WINNING PCT. RANK		LAST 10 GAMES	STRENGTH OF SCHEDULE	OPP. STRENGTH OF SCHEDULE	TEAM RPI	ADJ RPI	CONF. RPI	ADJ CONF. RPI				
Average RPI Loss: 130															
DIV. I ONLY		7-10-1	.41667	208	4-6-0	201	154	217	.46349	220	10	10			
DIV. I NON-CONF.		5-4-1	.55	142	2-0-0	230	249	182	.47989	185	9	9			
<hr/>															
TOTALS		RPI 1-25		RPI 26-50		W-L RECORDS		RPI 51-100		RPI 101-150		RPI 150+			
7-10-1		0-0-0		0-2-0		OVERALL		0-3-0		1-1-0		6-4-1			
3-6-0		0-0-0		0-0-0		HOME		0-2-0		1-1-0		2-3-0			
3-4-0		0-0-0		0-2-0		AWAY		0-1-0		0-0-0		3-1-0			
1-0-1		0-0-0		0-0-0		NEUTRAL		0-0-0		0-0-0		1-0-1			
5-4-1		0-0-0		0-0-0		NON-CONFERENCE		0-2-0		0-0-0		5-2-1			
2-3-0		0-0-0		0-0-0		HOME		0-1-0		0-0-0		2-2-0			
2-1-0		0-0-0		0-0-		AWAY		0-1-0		0-0-0		2-0-0			
1-0-1		0-0-0		0-0-0		NEUTRAL		0-0-0		0-0-0		1-0-1			
2-6-0		0-0-0		0-2-0		CONFERENCE		0-1-0		1-1-0		1-2-0			
1-3-0		0-0-0		0-0-0		HOME		0-1-0		1-1-0		0-1-0			
1-3-0		0-0-0		0-2-0		AWAY		0-0-0		0-0-0		1-1-0			
0-0-0		0-0-0		0-0-0		NEUTRAL		0-0-0		0-0-0		0-0-0			
RPI	S	Opponent	Score	RPI	S	Opponent	Score	RPI	S	Opponent	Score				
				34	A	William & Mary	0 1	74	A	Radford	1 2	115	H	Hofstra	1 2
				37	A	James Madison	1 2	76	H	Delaware	0 1	131	H	Drexel	3 0
								94	H	Yale	3 4	170	A	Saint Francis (PA)	2 1
												172	A	UNC Wilmington	1 2
												175	H	Northeastern	2 3
												232	N	Duquesne	2 1
												234	H	Bucknell	0 1
												235	H	Iona	3 0
												240	N	St. Bonaventure	2 2
												254	H	Mt. St. Mary's	4 1
												255	A	Col. of Charleston	2 1
												272	A	LIU Brooklyn	3 0
												285	H	Loyola Maryland	1 2
<hr/>															
LAST 10 GAMES															
				115	H	Hofstra	1 2	172	A	UNC Wilmington	1 2				
				175	H	Northeastern	2 3	131	H	Drexel	3 0				
				37	A	James Madison	1 2	76	H	Delaware	0 1				
				34	A	William & Mary	0 1	272	A	LIU Brooklyn	3 0				
				255	A	Col. of Charleston	2 1	170	A	Saint Francis (PA)	2 1				

Non-Div. I Games:

Towson

Average RPI Win: 252		WON-LOST	WINNING	LAST 10	STRENGTH OF	OPP. STRENGTH	TEAM	ADJ	CONF.	ADJ CONF.		
Average RPI Loss: 145		RECORD	PCT. RANK	GAMES	SCHEDULE	OF SCHEDULE	RPI	RPI	RPI	RPI		
DIV. I ONLY		5-8-1	.39286	228	2-7-1	160	226	221	.46314	221	16	16
DIV. I NON-CONF.		4-3-1	.5625	131	1-2-1	193	279	166	.4909	165	14	14
<hr/>												
TOTALS		RPI 1-25		RPI 26-50		W-L RECORDS		RPI 51-100		RPI 101-150		RPI 150+
5-8-1		0-0-0		0-0-0		OVERALL		0-3-0		0-2-0		5-3-1
3-3-1		0-0-0		0-0-0		HOME		0-2-0		0-1-0		3-0-1
2-5-0		0-0-0		0-0-0		AWAY		0-1-0		0-1-0		2-3-0
0-0-0		0-0-0		0-0-0		NEUTRAL		0-0-0		0-0-0		0-0-0
4-3-1		0-0-0		0-0-0		NON-CONFERENCE		0-0-0		0-2-0		4-1-1
3-1-1		0-0-0		0-0-0		HOME		0-0-0		0-1-0		3-0-1
1-2-0		0-0-0		0-0-		AWAY		0-0-0		0-1-0		1-1-0
0-0-0		0-0-0		0-0-0		NEUTRAL		0-0-0		0-0-0		0-0-0
1-5-0		0-0-0		0-0-0		CONFERENCE		0-3-0		0-0-0		1-2-0
0-2-0		0-0-0		0-0-0		HOME		0-2-0		0-0-0		0-0-0
1-3-0		0-0-0		0-0-0		AWAY		0-1-0		0-0-0		1-2-0
0-0-0		0-0-0		0-0-0		NEUTRAL		0-0-0		0-0-0		0-0-0
RPI	S	Opponent	Score	RPI	S	Opponent	Score	RPI	S	Opponent	Score	
						59 H Navy	0 1	140 A Columbia		2 3		
						60 H Boston U.	0 2	149 H Fairleigh Dickinson		0 1		
						96 A Colgate	1 4	182 A American		0 1		
								195 A Binghamton		0 2		
								200 H UMBC		1 0		
								217 H Temple		0 0		
								231 A Lehigh		1 0		
								265 A NJIT		2 0		
								275 H Sacred Heart		3 2		
								277 A Holy Cross		1 3		
								289 H Manhattan		2 1		
<hr/>												
LAST 10 GAMES												
						182 A American	0 1	59 H Navy		0 1		
						140 A Columbia	2 3	200 H UMBC		1 0		
						60 H Boston U.	0 2	96 A Colgate		1 4		
						277 A Holy Cross	1 3	217 H Temple		0 0		
						231 A Lehigh	1 0	149 H Fairleigh Dickinson		0 1		

Non-Div. I Games:

Lafayette

Average RPI Win: 223		WON-LOST RECORD	WINNING PCT. RANK	LAST 10 GAMES	STRENGTH OF SCHEDULE	OPP. STRENGTH OF SCHEDULE	TEAM RPI	ADJ RPI	CONF. RPI	ADJ CONF. RPI			
Average RPI Loss: 117													
DIV. I ONLY		5-7-3	.43333 196	3-5-2	235	144	224	.46279 222	16	16			
DIV. I NON-CONF.		4-4-1	.5 148	2-2-0	198	147	177	.4861 177	14	14			
<hr/>													
TOTALS		RPI 1-25	RPI 26-50		W-L RECORDS		RPI 51-100		RPI 101-150		RPI 150+		
5-7-3	0-0-0		0-1-0		OVERALL		0-3-0		1-1-0		4-2-3		
2-5-1	0-0-0		0-1-0		HOME		0-2-0		1-0-0		1-2-1		
3-2-2	0-0-0		0-0-0		AWAY		0-1-0		0-1-0		3-0-2		
0-0-0	0-0-0		0-0-0		NEUTRAL		0-0-0		0-0-0		0-0-0		
<hr/>													
4-4-1	0-0-0		0-1-0		NON-CONFERENCE		0-1-0		1-1-0		3-1-1		
2-2-0	0-0-0		0-1-0		HOME		0-0-0		1-0-0		1-1-0		
2-2-1	0-0-0		0-0-		AWAY		0-1-0		0-1-0		2-0-1		
0-0-0	0-0-0		0-0-0		NEUTRAL		0-0-0		0-0-0		0-0-0		
<hr/>													
1-3-2	0-0-0		0-0-0		CONFERENCE		0-2-0		0-0-0		1-1-2		
0-3-1	0-0-0		0-0-0		HOME		0-2-0		0-0-0		0-1-1		
1-0-1	0-0-0		0-0-0		AWAY		0-0-0		0-0-0		1-0-1		
0-0-0	0-0-0		0-0-0		NEUTRAL		0-0-0		0-0-0		0-0-0		
<hr/>													
RPI S	Opponent	Score	RPI S	Opponent	Score	RPI S	Opponent	Score	RPI S	Opponent	Score		
			28 H Rutgers	2	3	60 H Boston U.	0	1	112 A Seton Hall	0	2		
						96 H Colgate	1	2	147 H Fairfield	1	0		
						97 A Princeton	0	3	182 H American	0	0		
									195 H Binghamton	0	1		
									198 A Massachusetts	2	0		
									230 A Fordham	1	1		
									231 H Lehigh	0	1		
									234 A Bucknell	2	1		
									244 A Central Conn. St.	1	0		
									285 A Loyola Maryland	1	1		
									291 H Rhode Island	5	0		
<hr/>													
			LAST 10 GAMES										
			231 H Lehigh	0	1	195 H Binghamton	0	1					
			182 H American	0	0	234 A Bucknell	2	1					
			96 H Colgate	1	2	291 H Rhode Island	5	0					
			285 A Loyola Maryland	1	1	244 A Central Conn. St.	1	0					
			60 H Boston U.	0	1	97 A Princeton	0	3					

Non-Div. I Games:

Army

Average RPI Win: 237		WON-LOST RECORD		WINNING PCT. RANK		LAST 10 GAMES		STRENGTH OF SCHEDULE		OPP. STRENGTH OF SCHEDULE		TEAM RPI		ADJ RPI		CONF. RPI		ADJ CONF. RPI	
DIV. I ONLY		5-8-3		.40625 210		4-3-3		177		203		223		.46142 223		25		25	
DIV. I NON-CONF.		3-8-1		.29167 262		2-3-1		125		191		221		.45382 222		22		22	
TOTALS		RPI 1-25		RPI 26-50		W-L RECORDS		RPI 51-100		RPI 101-150		RPI 150+							
5-8-3		0-0-0		0-2-0		OVERALL		0-2-0		0-1-0		5-3-3							
2-4-1		0-0-0		0-1-0		HOME		0-2-0		0-1-0		2-0-1							
3-4-2		0-0-0		0-1-0		AWAY		0-0-0		0-0-0		3-3-2							
0-0-0		0-0-0		0-0-0		NEUTRAL		0-0-0		0-0-0		0-0-0							
3-8-1		0-0-0		0-2-0		NON-CONFERENCE		0-2-0		0-1-0		3-3-1							
1-4-0		0-0-0		0-1-0		HOME		0-2-0		0-1-0		1-0-0							
2-4-1		0-0-0		0-0-		AWAY		0-0-0		0-0-0		2-3-1							
0-0-0		0-0-0		0-0-0		NEUTRAL		0-0-0		0-0-0		0-0-0							
2-0-2		0-0-0		0-0-0		CONFERENCE		0-0-0		0-0-0		2-0-2							
1-0-1		0-0-0		0-0-0		HOME		0-0-0		0-0-0		1-0-1							
1-0-1		0-0-0		0-0-0		AWAY		0-0-0		0-0-0		1-0-1							
0-0-0		0-0-0		0-0-0		NEUTRAL		0-0-0		0-0-0		0-0-0							
RPI	S	Opponent		Score	RPI	S	Opponent		Score	RPI	S	Opponent		Score					
36	H	Arkansas		0 3	65	H	Oral Roberts		1 2	110	H	Kansas		0 1					
41	A	Oklahoma St.		1 3	86	H	Tulsa		0 1	190	A	Loyola Chicago		2 1					
										201	A	SIU Edwardsville		0 1					
										202	A	Arkansas St.		1 3					
										208	H	UMKC		1 0					
										210	A	Central Ark.		2 0					
										216	A	Evansville		0 0					
										262	A	Western Ill.		1 0					
										271	A	Neb. Omaha		1 1					
										279	A	UALR		0 1					
										290	H	Drake		0 0					
										315	H	UNI		3 1					
LAST 10 GAMES																			
41	A	Oklahoma St.		1 3	271	A	Neb. Omaha		1 1										
290	H	Drake		0 0	208	H	UMKC		1 0										
216	A	Evansville		0 0	201	A	SIU Edwardsville		0 1										
190	A	Loyola Chicago		2 1	262	A	Western Ill.		1 0										
315	H	UNI		3 1	279	A	UALR		0 1										

Non-Div. I Games:

Missouri St.

Average RPI Win: 264		WON-LOST	WINNING	LAST 10	STRENGTH OF		OPP. STRENGTH	TEAM	ADJ		CONF.	ADJ CONF.			
Average RPI Loss: 142		RECORD	PCT. RANK	GAMES	SCHEDULE		OF SCHEDULE	RPI	RPI		RPI	RPI			
DIV. I ONLY		6-8-1	.43333	196	4-5-1		209	212	225	.46122	224	18	18		
DIV. I NON-CONF.		2-5-0	.28571	264	0-2-0		169	182	250	.43666	250	19	18		
TOTALS		RPI 1-25	RPI 26-50		W-L RECORDS		RPI 51-100		RPI 101-150		RPI 150+				
6-8-1		0-1-0	0-0-0		OVERALL		0-0-0		0-3-0		6-4-1				
4-2-0		0-0-0	0-0-0		HOME		0-0-0		0-2-0		4-0-0				
2-6-1		0-1-0	0-0-0		AWAY		0-0-0		0-1-0		2-4-1				
0-0-0		0-0-0	0-0-0		NEUTRAL		0-0-0		0-0-0		0-0-0				
2-5-0		0-1-0	0-0-0		NON-CONFERENCE		0-0-0		0-2-0		2-2-0				
1-1-0		0-0-0	0-0-0		HOME		0-0-0		0-1-0		1-0-0				
1-4-0		0-1-0	0-0-		AWAY		0-0-0		0-1-0		1-2-0				
0-0-0		0-0-0	0-0-0		NEUTRAL		0-0-0		0-0-0		0-0-0				
4-3-1		0-0-0	0-0-0		CONFERENCE		0-0-0		0-1-0		4-2-1				
3-1-0		0-0-0	0-0-0		HOME		0-0-0		0-1-0		3-0-0				
1-2-1		0-0-0	0-0-0		AWAY		0-0-0		0-0-0		1-2-1				
0-0-0		0-0-0	0-0-0		NEUTRAL		0-0-0		0-0-0		0-0-0				
RPI S	Opponent	Score		RPI S	Opponent	Score		RPI S	Opponent	Score		RPI S	Opponent	Score	
9 A	UCF	0 4								101 A	Eastern Mich.	1	5		
										129 H	Jacksonville	1	2		
										138 H	FIU	0	2		
										162 A	Kennesaw St.	0	1		
										184 A	Detroit	0	4		
										186 A	Mercer	1	2		
										197 A	Lipscomb	3	3		
										225 A	Ga. Southern	1	2		
										229 H	North Florida	1	0		
										245 H	East Tenn. St.	3	0		
										250 H	Troy	2	1		
										260 H	USC Upstate	4	1		
										284 A	Northern Ky.	2	1		
										314 A	South Carolina St.	1	0		
LAST 10 GAMES															
										186 A	Mercer	1	2		
										129 H	Jacksonville	1	2		
										229 H	North Florida	1	0		
										184 A	Detroit	0	4		
										101 A	Eastern Mich.	1	5		

Non-Div. I Games: Embry-Riddle (FL) 0 0

Stetson

Average RPI Win:	233	WON-LOST	WINNING	LAST 10	STRENGTH OF	OPP. STRENGTH	TEAM	ADJ	CONF.	ADJ CONF.	
Average RPI Loss:	126	RECORD	PCT. RANK	GAMES	SCHEDULE	OF SCHEDULE	RPI	RPI	RPI	RPI	
DIV. I ONLY	5-8-2	.4	222	4-4-2	194	171	226	.46036	225	13	13
DIV. I NON-CONF.	2-5-1	.3125	257	1-1-1	264	185	278	.41465	276	15	15
<hr/>											
TOTALS	RPI 1-25	RPI 26-50		W-L RECORDS	RPI 51-100		RPI 101-150		RPI 150+		
5-8-2	0-0-0	0-1-0		OVERALL	0-2-1		1-2-0		4-3-1		
3-4-1	0-0-0	0-0-0		HOME	0-1-0		1-2-0		2-1-1		
2-4-1	0-0-0	0-1-0		AWAY	0-1-1		0-0-0		2-2-0		
0-0-0	0-0-0	0-0-0		NEUTRAL	0-0-0		0-0-0		0-0-0		
<hr/>											
2-5-1	0-0-0	0-1-0		NON-CONFERENCE	0-1-0		0-1-0		2-2-1		
2-1-1	0-0-0	0-0-0		HOME	0-0-0		0-1-0		2-0-1		
0-4-0	0-0-0	0-0-		AWAY	0-1-0		0-0-0		0-2-0		
0-0-0	0-0-0	0-0-0		NEUTRAL	0-0-0		0-0-0		0-0-0		
<hr/>											
3-3-1	0-0-0	0-0-0		CONFERENCE	0-1-1		1-1-0		2-1-0		
1-3-0	0-0-0	0-0-0		HOME	0-1-0		1-1-0		0-1-0		
2-0-1	0-0-0	0-0-0		AWAY	0-0-1		0-0-0		2-0-0		
0-0-0	0-0-0	0-0-0		NEUTRAL	0-0-0		0-0-0		0-0-0		
<hr/>											
RPI S	Opponent	Score	RPI S	Opponent	Score	RPI S	Opponent	Score	RPI S	Opponent	Score
			39 A	Indiana	0 5	85 H	Elon	2 3	124 H	UNC Greensboro	1 0
						89 A	Samford	0 0	128 H	Appalachian St.	1 3
						90 A	North Carolina St.	0 4	129 H	Jacksonville	1 2
									159 H	Western Caro.	1 2
									186 A	Mercer	2 3
									188 A	Indiana St.	1 2
									193 A	Citadel	3 2
									224 H	Stetson	2 1
									276 H	Charleston So.	0 0
									302 A	Chattanooga	2 1
									321 H	Francis Marion	5 0
<hr/>											
LAST 10 GAMES											
			124 H	UNC Greensboro	1 0	128 H	Appalachian St.	1 3			
			85 H	Elon	2 3	302 A	Chattanooga	2 1			
			193 A	Citadel	3 2	89 A	Samford	0 0			
			321 H	Francis Marion	5 0	186 A	Mercer	2 3			
			159 H	Western Caro.	1 2	276 H	Charleston So.	0 0			

Non-Div. I Games:

Ga. Southern

Average RPI Win: 237		WON-LOST RECORD	WINNING PCT. RANK		LAST 10 GAMES	STRENGTH OF SCHEDULE		OPP. STRENGTH OF SCHEDULE		TEAM RPI	ADJ RPI		CONF. RPI	ADJ CONF. RPI
Average RPI Loss: 113														
DIV. I ONLY		4-9-1	.32143	266	2-7-1	128		160		230	.45959	226	24	24
DIV. I NON-CONF.		3-8-0	.27273	274	1-6-0	163		164		245	.44037	244	25	24
TOTALS		RPI 1-25		RPI 26-50		W-L RECORDS		RPI 51-100		RPI 101-150		RPI 150+		
4-9-1		0-1-0		0-0-0		OVERALL		0-3-0		0-2-0		4-3-1		
2-5-0		0-1-0		0-0-0		HOME		0-1-0		0-2-0		2-1-0		
2-4-1		0-0-0		0-0-0		AWAY		0-2-0		0-0-0		2-2-1		
0-0-0		0-0-0		0-0-0		NEUTRAL		0-0-0		0-0-0		0-0-0		
3-8-0		0-0-0		0-0-0		NON-CONFERENCE		0-3-0		0-2-0		3-3-0		
2-4-0		0-0-0		0-0-0		HOME		0-1-0		0-2-0		2-1-0		
1-4-0		0-0-0		0-0-		AWAY		0-2-0		0-0-0		1-2-0		
0-0-0		0-0-0		0-0-0		NEUTRAL		0-0-0		0-0-0		0-0-0		
1-1-1		0-1-0		0-0-0		CONFERENCE		0-0-0		0-0-0		1-0-1		
0-1-0		0-1-0		0-0-0		HOME		0-0-0		0-0-0		0-0-0		
1-0-1		0-0-0		0-0-0		AWAY		0-0-0		0-0-0		1-0-1		
0-0-0		0-0-0		0-0-0		NEUTRAL		0-0-0		0-0-0		0-0-0		
RPI	S	Opponent		Score	RPI	S	Opponent		Score	RPI	S	Opponent		Score
18	H	Denver		0 4						66	H	Butler		0 2
										79	A	Purdue		0 2
										88	A	Illinois St.		0 4
										127	H	Wright St.		1 2
										133	H	Miami (OH)		0 3
										152	A	Oakland		0 3
										163	A	Valparaiso		0 1
										181	H	Ball St.		1 0
										188	H	Indiana St.		0 2
										190	A	Loyola Chicago		2 1
										241	A	IUPUI		2 2
										262	A	Western Ill.		1 0
										315	H	UNI		2 0
LAST 10 GAMES														
262	A	Western Ill.		1 0	88	A	Illinois St.		0 4					
241	A	IUPUI		2 2	152	A	Oakland		0 3					
190	A	Loyola Chicago		2 1	79	A	Purdue		0 2					
18	H	Denver		0 4	163	A	Valparaiso		0 1					
188	H	Indiana St.		0 2	133	H	Miami (OH)		0 3					

Non-Div. I Games:

IPFW

Average RPI Win:	213	WON-LOST RECORD	WINNING PCT. RANK	LAST 10 GAMES	STRENGTH OF SCHEDULE	OPP. STRENGTH OF SCHEDULE	TEAM RPI	ADJ RPI	CONF. RPI	ADJ CONF. RPI	
DIV. I ONLY	5-10-1	.34375	252	3-6-1	142	170	227	.45948	227	21	21
DIV. I NON-CONF.	3-6-0	.33333	245	1-2-0	154	131	214	.45965	217	21	21
<hr/>											
TOTALS	RPI 1-25	RPI 26-50		W-L RECORDS	RPI 51-100		RPI 101-150		RPI 150+		
5-10-1	0-0-0	0-1-0		OVERALL	0-3-0		2-3-1		3-3-0		
4-4-0	0-0-0	0-0-0		HOME	0-1-0		2-2-0		2-1-0		
0-4-1	0-0-0	0-0-0		AWAY	0-2-0		0-0-1		0-2-0		
1-2-0	0-0-0	0-1-0		NEUTRAL	0-0-0		0-1-0		1-0-0		
<hr/>											
3-6-0	0-0-0	0-1-0		NON-CONFERENCE	0-3-0		1-1-0		2-1-0		
2-1-0	0-0-0	0-0-0		HOME	0-1-0		1-0-0		1-0-0		
0-3-0	0-0-0	0-0-		AWAY	0-2-0		0-0-0		0-1-0		
1-2-0	0-0-0	0-1-0		NEUTRAL	0-0-0		0-1-0		1-0-0		
<hr/>											
2-4-1	0-0-0	0-0-0		CONFERENCE	0-0-0		1-2-1		1-2-0		
2-3-0	0-0-0	0-0-0		HOME	0-0-0		1-2-0		1-1-0		
0-1-1	0-0-0	0-0-0		AWAY	0-0-0		0-0-1		0-1-0		
0-0-0	0-0-0	0-0-0		NEUTRAL	0-0-0		0-0-0		0-0-0		
<hr/>											
RPI S	Opponent	Score	RPI S	Opponent	Score	RPI S	Opponent	Score	RPI S	Opponent	Score
			45 N	Arizona St.	0 4	51 A	Utah	2 6	113 A	Portland St.	0 0
						83 A	Arizona	1 6	114 H	Weber St.	2 1
						92 H	UTEP	1 2	128 N	Appalachian St.	1 2
									141 H	Northern Ariz.	2 3
									146 H	Northern Colo.	1 2
									150 H	UC Santa Barbara	4 3
									169 H	Idaho St.	0 2
									236 H	UC Riverside	1 0
									258 N	Vermont	3 1
									267 A	Sacramento St.	0 4
									280 A	Bakersfield	1 4
									309 H	North Dakota	3 2
<hr/>											
LAST 10 GAMES											
	146 H	Northern Colo.	1	2		114 H	Weber St.	2	1		
	309 H	North Dakota	3	2		141 H	Northern Ariz.	2	3		
	267 A	Sacramento St.	0	4		92 H	UTEP	1	2		
	113 A	Portland St.	0	0		236 H	UC Riverside	1	0		
	169 H	Idaho St.	0	2		45 N	Arizona St.	0	4		

Non-Div. I Games:

Southern Utah

Average RPI Win: 231		WON-LOST RECORD	WINNING PCT. RANK	LAST 10 GAMES	STRENGTH OF SCHEDULE	OPP. STRENGTH OF SCHEDULE	TEAM RPI	ADJ RPI	CONF. RPI	ADJ CONF. RPI	
Average RPI Loss: 154											
DIV. I ONLY		7-8-2	.47059 170	4-5-1	243	199	222	.45929 228	23	23	
DIV. I NON-CONF.		3-6-1	.35 242	0-3-0	232	219	257	.42957 258	17	17	
<hr/>											
TOTALS		RPI 1-25		RPI 26-50		W-L RECORDS		RPI 51-100		RPI 101-150	RPI 150+
7-8-2		0-1-0		0-0-0		OVERALL		0-0-0		2-4-0	5-3-2
3-5-1		0-0-0		0-0-0		HOME		0-0-0		1-2-0	2-3-1
3-3-1		0-1-0		0-0-0		AWAY		0-0-0		0-2-0	3-0-1
1-0-0		0-0-0		0-0-0		NEUTRAL		0-0-0		1-0-0	0-0-0
<hr/>											
3-6-1		0-1-0		0-0-0		NON-CONFERENCE		0-0-0		1-2-0	2-3-1
0-5-0		0-0-0		0-0-0		HOME		0-0-0		0-2-0	0-3-0
2-1-1		0-1-0		0-0-		AWAY		0-0-0		0-0-0	2-0-1
1-0-0		0-0-0		0-0-0		NEUTRAL		0-0-0		1-0-0	0-0-0
<hr/>											
4-2-1		0-0-0		0-0-0		CONFERENCE		0-0-0		1-2-0	3-0-1
3-0-1		0-0-0		0-0-0		HOME		0-0-0		1-0-0	2-0-1
1-2-0		0-0-0		0-0-0		AWAY		0-0-0		0-2-0	1-0-0
0-0-0		0-0-0		0-0-0		NEUTRAL		0-0-0		0-0-0	0-0-0
<hr/>											
RPI	S	Opponent		Score		RPI	S	Opponent		Score	
20	A	Portland		2 4						104	A Utah St. 0 1
										114	H Weber St. 2 3
										116	A Boise St. 1 2
										121	N TCU 4 3
										130	H San Diego St. 2 1
										146	H Northern Colo. 0 1
										169	H Idaho St. 0 1
										176	H Fresno St. 0 0
										211	H New Mexico 3 2
										261	A Montana 0 0
										271	A Neb. Omaha 2 1
										278	H New Mexico St. 0 1
										286	H South Dakota 1 2
										290	A Drake 5 2
										295	A Colorado St. 3 0
										299	H San Jose St. 1 0
<hr/>											
LAST 10 GAMES											
				299	H San Jose St. 1 0			116	A Boise St. 1 2		
				176	H Fresno St. 0 0			295	A Colorado St. 3 0		
				130	H San Diego St. 2 1			20	A Portland 2 4		
				211	H New Mexico 3 2			169	H Idaho St. 0 1		
				104	A Utah St. 0 1			146	H Northern Colo. 0 1		

Non-Div. I Games:

Wyoming

Average RPI Win:		259	WON-LOST RECORD		WINNING PCT. RANK		LAST 10 GAMES		STRENGTH OF SCHEDULE		OPP. STRENGTH OF SCHEDULE		TEAM RPI		ADJ RPI		CONF. RPI		ADJ CONF. RPI	
DIV. I ONLY			5-9-3		.38235 235		3-5-2		170		198		228		.45914 229		18		18	
DIV. I NON-CONF.			3-5-2		.4 215		1-1-1		145		186		195		.47459 194		19		18	
TOTALS		RPI 1-25		RPI 26-50		W-L RECORDS		RPI 51-100		RPI 101-150		RPI 150+								
5-9-3		0-1-0		0-0-0		OVERALL		0-4-0		0-1-1		5-3-2								
3-2-1		0-0-0		0-0-0		HOME		0-1-0		0-0-1		3-1-0								
2-6-2		0-0-0		0-0-0		AWAY		0-3-0		0-1-0		2-2-2								
0-1-0		0-1-0		0-0-0		NEUTRAL		0-0-0		0-0-0		0-0-0								
3-5-2		0-1-0		0-0-0		NON-CONFERENCE		0-3-0		0-0-1		3-1-1								
2-1-1		0-0-0		0-0-0		HOME		0-1-0		0-0-1		2-0-0								
1-3-1		0-0-0		0-0-		AWAY		0-2-0		0-0-0		1-1-1								
0-1-0		0-1-0		0-0-0		NEUTRAL		0-0-0		0-0-0		0-0-0								
2-4-1		0-0-0		0-0-0		CONFERENCE		0-1-0		0-1-0		2-2-1								
1-1-0		0-0-0		0-0-0		HOME		0-0-0		0-0-0		1-1-0								
1-3-1		0-0-0		0-0-0		AWAY		0-1-0		0-1-0		1-1-1								
0-0-0		0-0-0		0-0-0		NEUTRAL		0-0-0		0-0-0		0-0-0								
RPI	S	Opponent			Score		RPI	S	Opponent			Score		RPI	S	Opponent			Score	
9	N	UCF			0 5									129	A	Jacksonville			1 3	
									53 A South Fla.			0 1		140	H	Columbia			2 2	
									59 A Navy			0 1		168	H	South Ala.			1 0	
									78 A FGCU			0 3		197	H	Lipscomb			0 1	
									80 H Furman			0 2		207	A	George Mason			0 3	
														224	A	Stetson			0 1	
														245	A	East Tenn. St.			2 2	
														255	A	Col. of Charleston			1 0	
														260	A	USC Upstate			3 0	
														284	H	Northern Ky.			3 0	
														304	A	Gardner-Webb			1 1	
														326	H	Ark.-Pine Bluff			10 1	
LAST 10 GAMES																				
							260	A	USC Upstate			3 0		78	A	FGCU			0 3	
							245	A	East Tenn. St.			2 2		224	A	Stetson			0 1	
							197	H	Lipscomb			0 1		168	H	South Ala.			1 0	
							284	H	Northern Ky.			3 0		80	H	Furman			0 2	
							129	A	Jacksonville			1 3		140	H	Columbia			2 2	

Non-Div. I Games:

North Florida

Average RPI Win: 246		WON-LOST	WINNING	LAST 10	STRENGTH OF		OPP. STRENGTH	TEAM	ADJ	CONF.	ADJ CONF.
Average RPI Loss: 117		RECORD	PCT. RANK	GAMES	SCHEDULE		OF SCHEDULE	RPI	RPI	RPI	RPI
DIV. I ONLY		4-8-3	.36667	243	3-5-2		173	153	229	.45822	230
DIV. I NON-CONF.		2-5-2	.33333	245	1-2-1		181	152	233	.44787	232
TOTALS		RPI 1-25	RPI 26-50		W-L RECORDS		RPI 51-100		RPI 101-150		RPI 150+
4-8-3	0-0-0	0-1-0		OVERALL		0-4-0		0-1-1		4-2-2	
3-1-2	0-0-0	0-0-0		HOME		0-1-0		0-0-0		3-0-2	
1-7-1	0-0-0	0-1-0		AWAY		0-3-0		0-1-1		1-2-0	
0-0-0	0-0-0	0-0-0		NEUTRAL		0-0-0		0-0-0		0-0-0	
2-5-2	0-0-0	0-1-0		NON-CONFERENCE		0-2-0		0-1-1		2-1-1	
1-1-1	0-0-0	0-0-0		HOME		0-1-0		0-0-0		1-0-1	
1-4-1	0-0-0	0-0-		AWAY		0-1-0		0-1-1		1-1-0	
0-0-0	0-0-0	0-0-0		NEUTRAL		0-0-0		0-0-0		0-0-0	
2-3-1	0-0-0	0-0-0		CONFERENCE		0-2-0		0-0-0		2-1-1	
2-0-1	0-0-0	0-0-0		HOME		0-0-0		0-0-0		2-0-1	
0-3-0	0-0-0	0-0-0		AWAY		0-2-0		0-0-0		0-1-0	
0-0-0	0-0-0	0-0-0		NEUTRAL		0-0-0		0-0-0		0-0-0	
RPI S	Opponent	Score	RPI S	Opponent	Score	RPI S	Opponent	Score	RPI S	Opponent	Score
			28 A	Rutgers	0 3	56 A	St. John's (NY)	0 5	125 A	Dartmouth	0 4
						62 A	La Salle	0 1	142 A	Providence	2 2
						72 A	VCU	0 1	157 H	Saint Joseph's	1 1
						97 H	Princeton	1 3	198 H	Massachusetts	3 2
									207 A	George Mason	0 3
									222 H	Army	1 1
									235 H	Iona	1 0
									258 A	Vermont	3 0
									289 A	Manhattan	1 2
									291 H	Rhode Island	3 1
LAST 10 GAMES											
			198 H	Massachusetts	3 2	291 H	Rhode Island	3 1			
			207 A	George Mason	0 3	97 H	Princeton	1 3			
			72 A	VCU	0 1	142 A	Providence	2 2			
			157 H	Saint Joseph's	1 1	258 A	Vermont	3 0			
			62 A	La Salle	0 1	125 A	Dartmouth	0 4			

Non-Div. I Games:

Fordham

Average RPI Win: 224		WON-LOST	WINNING	LAST 10	STRENGTH OF		OPP. STRENGTH	TEAM	ADJ	CONF.	ADJ CONF.
Average RPI Loss: 122		RECORD	PCT. RANK	GAMES	SCHEDULE		OF SCHEDULE	RPI	RPI	RPI	RPI
DIV. I ONLY		4-8-2	.35714	246	3-6-1		181	124	233	.45783	231
DIV. I NON-CONF.		2-4-2	.375	229	1-2-1		100	94	160	.49354	159
TOTALS		RPI 1-25	RPI 26-50		W-L RECORDS		RPI 51-100		RPI 101-150		RPI 150+
4-8-2	0-0-0	0-1-1		OVERALL		0-4-0		1-0-0		3-3-1	
2-4-0	0-0-0	0-1-0		HOME		0-1-0		0-0-0		2-2-0	
2-4-1	0-0-0	0-0-1		AWAY		0-3-0		1-0-0		1-1-0	
0-0-1	0-0-0	0-0-0		NEUTRAL		0-0-0		0-0-0		0-0-1	
2-4-2	0-0-0	0-1-1		NON-CONFERENCE		0-3-0		1-0-0		1-0-1	
1-2-0	0-0-0	0-1-0		HOME		0-1-0		0-0-0		1-0-0	
1-2-1	0-0-0	0-1-		AWAY		0-2-0		1-0-0		0-0-0	
0-0-1	0-0-0	0-0-0		NEUTRAL		0-0-0		0-0-0		0-0-1	
2-4-0	0-0-0	0-0-0		CONFERENCE		0-1-0		0-0-0		2-3-0	
1-2-0	0-0-0	0-0-0		HOME		0-0-0		0-0-0		1-2-0	
1-2-0	0-0-0	0-0-0		AWAY		0-1-0		0-0-0		1-1-0	
0-0-0	0-0-0	0-0-0		NEUTRAL		0-0-0		0-0-0		0-0-0	
RPI S	Opponent	Score	RPI S	Opponent	Score	RPI S	Opponent	Score	RPI S	Opponent	Score
			44 H	Monmouth	0 1	60 A	Boston U.	0 3	144 A	St. Mary's (CA)	2 0
			49 A	Penn	1 1	62 H	La Salle	0 1	182 A	American	0 1
						75 A	Villanova	0 2	221 H	Lafayette	0 1
						97 A	Princeton	1 2	222 A	Army	1 0
									234 H	Bucknell	2 3
									244 H	Central Conn. St.	1 0
									273 N	Pacific	1 1
									285 H	Loyola Maryland	2 1
LAST 10 GAMES											
			222 A	Army	1 0	49 A	Penn	1 1			
			97 A	Princeton	1 2	234 H	Bucknell	2 3			
			285 H	Loyola Maryland	2 1	62 H	La Salle	0 1			
			60 A	Boston U.	0 3	182 A	American	0 1			
			221 H	Lafayette	0 1	144 A	St. Mary's (CA)	2 0			

Non-Div. I Games:

Lehigh

Average RPI Win: 252		WON-LOST RECORD	WINNING PCT. RANK		LAST 10 GAMES	STRENGTH OF SCHEDULE	OPP. STRENGTH OF SCHEDULE	TEAM RPI	ADJ RPI	CONF. RPI	ADJ CONF. RPI	
Average RPI Loss: 154												
DIV. I ONLY		5-6-2	.46154	183	4-2-1	253	202	232	.45749	232	14	14
DIV. I NON-CONF.		4-4-1	.5	148	3-0-0	245	268	213	.46176	213	13	13
<hr/>												
TOTALS		RPI 1-25		RPI 26-50		W-L RECORDS		RPI 51-100		RPI 101-150		RPI 150+
5-6-2		0-0-0		0-0-0		OVERALL		0-2-0		0-0-0		5-4-2
4-3-1		0-0-0		0-0-0		HOME		0-1-0		0-0-0		4-2-1
1-2-1		0-0-0		0-0-0		AWAY		0-1-0		0-0-0		1-1-1
0-1-0		0-0-0		0-0-0		NEUTRAL		0-0-0		0-0-0		0-1-0
4-4-1		0-0-0		0-0-0		NON-CONFERENCE		0-1-0		0-0-0		4-3-1
3-2-0		0-0-0		0-0-0		HOME		0-0-0		0-0-0		3-2-0
1-1-1		0-0-0		0-0-		AWAY		0-1-0		0-0-0		1-0-1
0-1-0		0-0-0		0-0-0		NEUTRAL		0-0-0		0-0-0		0-1-0
1-2-1		0-0-0		0-0-0		CONFERENCE		0-1-0		0-0-0		1-1-1
1-1-1		0-0-0		0-0-0		HOME		0-1-0		0-0-0		1-0-1
0-1-0		0-0-0		0-0-0		AWAY		0-0-0		0-0-0		0-1-0
0-0-0		0-0-0		0-0-0		NEUTRAL		0-0-0		0-0-0		0-0-0
RPI	S	Opponent	Score	RPI	S	Opponent	Score	RPI	S	Opponent	Score	
						59 A	Navy	0	1	165 H	Pittsburgh	0 1
						72 H	VCU	0	1	170 H	Saint Francis (PA)	1 0
										177 A	Saint Louis	0 3
										192 H	George Washington	0 0
										220 N	Towson	1 2
										233 H	Marist	0 3
										240 H	St. Bonaventure	3 1
										259 A	Buffalo	0 0
										265 H	NJIT	3 0
										292 A	Niagara	1 0
										293 H	Robert Morris	3 1
<hr/>												
LAST 10 GAMES												
						293 H	Robert Morris	3	1	265 H	NJIT	3 0
						192 H	George Washington	0	0	292 A	Niagara	1 0
						72 H	VCU	0	1	259 A	Buffalo	0 0
						177 A	Saint Louis	0	3	220 N	Towson	1 2
						240 H	St. Bonaventure	3	1	59 A	Navy	0 1

Non-Div. I Games:

Duquesne

Average RPI Win: 284		WON-LOST	WINNING	LAST 10	STRENGTH OF	OPP. STRENGTH	TEAM	ADJ	CONF.	ADJ CONF.			
Average RPI Loss: 129		RECORD	PCT. RANK	GAMES	SCHEDULE	OF SCHEDULE	RPI	RPI	RPI	RPI			
DIV. I ONLY		8-8-2	.5	152	6-4-0	275	237	234	.4564	233	29	29	
DIV. I NON-CONF.		2-5-2	.33333	245	0-1-0	277	138	274	.4175	274	30	30	
<hr/>													
TOTALS		RPI 1-25		RPI 26-50		W-L RECORDS		RPI 51-100		RPI 101-150		RPI 150+	
8-8-2		0-0-0		0-1-0		OVERALL		0-1-0		0-4-0		8-2-2	
5-1-1		0-0-0		0-0-0		HOME		0-1-0		0-0-0		5-0-1	
3-7-1		0-0-0		0-1-0		AWAY		0-0-0		0-4-0		3-2-1	
0-0-0		0-0-0		0-0-0		NEUTRAL		0-0-0		0-0-0		0-0-0	
<hr/>													
2-5-2		0-0-0		0-0-0		NON-CONFERENCE		0-1-0		0-3-0		2-1-2	
1-1-1		0-0-0		0-0-0		HOME		0-1-0		0-0-0		1-0-1	
1-4-1		0-0-0		0-0-		AWAY		0-0-0		0-3-0		1-1-1	
0-0-0		0-0-0		0-0-0		NEUTRAL		0-0-0		0-0-0		0-0-0	
<hr/>													
6-3-0		0-0-0		0-1-0		CONFERENCE		0-0-0		0-1-0		6-1-0	
4-0-0		0-0-0		0-0-0		HOME		0-0-0		0-0-0		4-0-0	
2-3-0		0-0-0		0-1-0		AWAY		0-0-0		0-1-0		2-1-0	
0-0-0		0-0-0		0-0-0		NEUTRAL		0-0-0		0-0-0		0-0-0	
<hr/>													
RPI	S	Opponent	Score	RPI	S	Opponent	Score	RPI	S	Opponent	Score		
				44	A	Monmouth	0 1	94	H	Yale	0 4		
										112	A	Seton Hall	1 2
										115	A	Hofstra	0 3
										131	A	Drexel	1 2
										147	A	Fairfield	1 2
										155	A	Cornell	1 2
										195	A	Binghamton	1 1
										232	A	Duquesne	3 0
										237	A	Siena	0 1
										247	H	Rider	5 0
										272	H	LIU Brooklyn	1 1
										274	H	Quinnipiac	3 0
										289	H	Manhattan	1 0
										292	H	Niagara	1 0
										307	H	UMass Lowell	5 1
										313	A	Canisius	1 0
										320	A	Saint Peter's	4 0
<hr/>													
				LAST 10 GAMES									
				44	A	Monmouth	0 1	247	H	Rider	5 0		
				274	H	Quinnipiac	3 0	237	A	Siena	0 1		
				94	H	Yale	0 4	147	A	Fairfield	1 2		
				320	A	Saint Peter's	4 0	292	H	Niagara	1 0		
				313	A	Canisius	1 0	289	H	Manhattan	1 0		

Non-Div. I Games:

Marist

Average RPI Win: 247		WON-LOST RECORD	WINNING PCT. RANK		LAST 10 GAMES	STRENGTH OF SCHEDULE	OPP. STRENGTH OF SCHEDULE	TEAM RPI	ADJ RPI	CONF. RPI	ADJ CONF. RPI								
Average RPI Loss: 162																			
DIV. I ONLY		5-8-1	.39286	228	2-4-1	196	179	231	.45592	234	16	16							
DIV. I NON-CONF.		3-5-0	.375	229	0-1-0	179	212	222	.45254	226	14	14							
<hr/>																			
TOTALS		RPI 1-25		RPI 26-50		W-L RECORDS		RPI 51-100		RPI 101-150		RPI 150+							
5-8-1		0-1-0		0-0-0		OVERALL		0-1-1		0-0-0		5-6-0							
2-4-1		0-1-0		0-0-0		HOME		0-1-1		0-0-0		2-2-0							
3-4-0		0-0-0		0-0-0		AWAY		0-0-0		0-0-0		3-4-0							
0-0-0		0-0-0		0-0-0		NEUTRAL		0-0-0		0-0-0		0-0-0							
3-5-0		0-1-0		0-0-0		NON-CONFERENCE		0-0-0		0-0-0		3-4-0							
1-2-0		0-1-0		0-0-0		HOME		0-0-0		0-0-0		1-1-0							
2-3-0		0-0-0		0-0-		AWAY		0-0-0		0-0-0		2-3-0							
0-0-0		0-0-0		0-0-0		NEUTRAL		0-0-0		0-0-0		0-0-0							
2-3-1		0-0-0		0-0-0		CONFERENCE		0-1-1		0-0-0		2-2-0							
1-2-1		0-0-0		0-0-0		HOME		0-1-1		0-0-0		1-1-0							
1-1-0		0-0-0		0-0-0		AWAY		0-0-0		0-0-0		1-1-0							
0-0-0		0-0-0		0-0-0		NEUTRAL		0-0-0		0-0-0		0-0-0							
RPI	S	Opponent		Score		RPI	S	Opponent		Score		RPI	S	Opponent		Score			
4	H	Penn St.		0	6														
								59	H	Navy	0	2	165	A	Pittsburgh	0	3		
								96	H	Colgate	1	1	170	H	Saint Francis (PA)	1	2		
															182	A	American	0	3
															200	A	UMBC	0	1
															220	A	Towson	1	0
															222	H	Army	1	2
															231	A	Lehigh	3	2
															247	H	Rider	3	0
															254	A	Mt. St. Mary's	2	0
															285	H	Loyola Maryland	2	1
															293	A	Robert Morris	1	3
<hr/>																			
LAST 10 GAMES																			

Non-Div. I Games:

Bucknell

Average RPI Win:	290	WON-LOST RECORD	WINNING PCT. RANK	LAST 10 GAMES	STRENGTH OF SCHEDULE	OPP. STRENGTH OF SCHEDULE	TEAM RPI	ADJ RPI	CONF. RPI	ADJ CONF. RPI	
Average RPI Loss:	178										
DIV. I ONLY	5-7-4	.4375	186	4-3-3	230	285	237	.45203	235	29	29
DIV. I NON-CONF.	1-5-2	.25	276	0-1-1	215	235	284	.4108	281	30	30
<hr/>											
TOTALS	RPI 1-25	RPI 26-50		W-L RECORDS	RPI 51-100		RPI 101-150		RPI 150+		
5-7-4	0-0-0	0-0-1		OVERALL	0-1-0		0-2-0		5-4-3		
5-1-2	0-0-0	0-0-1		HOME	0-0-0		0-0-0		5-1-1		
0-6-2	0-0-0	0-0-0		AWAY	0-1-0		0-2-0		0-3-2		
0-0-0	0-0-0	0-0-0		NEUTRAL	0-0-0		0-0-0		0-0-0		
<hr/>											
1-5-2	0-0-0	0-0-0		NON-CONFERENCE	0-1-0		0-1-0		1-3-2		
1-1-1	0-0-0	0-0-0		HOME	0-0-0		0-0-0		1-1-1		
0-4-1	0-0-0	0-0-		AWAY	0-1-0		0-1-0		0-2-1		
0-0-0	0-0-0	0-0-0		NEUTRAL	0-0-0		0-0-0		0-0-0		
<hr/>											
4-2-2	0-0-0	0-0-1		CONFERENCE	0-0-0		0-1-0		4-1-1		
4-0-1	0-0-0	0-0-1		HOME	0-0-0		0-0-0		4-0-0		
0-2-1	0-0-0	0-0-0		AWAY	0-0-0		0-1-0		0-1-1		
0-0-0	0-0-0	0-0-0		NEUTRAL	0-0-0		0-0-0		0-0-0		
<hr/>											
RPI S	Opponent	Score	RPI S	Opponent	Score	RPI S	Opponent	Score	RPI S	Opponent	Score
			44 H	Monmouth	1 1	59 A	Navy	0 3	147 A	Fairfield	0 2
									149 A	Fairleigh Dickinson	0 1
									153 H	Hartford	1 1
									195 H	Binghamton	0 1
									220 A	Towson	0 3
									230 A	Fordham	0 1
									237 H	Siena	1 0
									247 A	Rider	0 3
									254 A	Mt. St. Mary's	1 1
									274 H	Quinnipiac	1 0
									289 A	Manhattan	1 1
									308 H	Albany (NY)	2 1
									313 H	Canisius	1 0
									320 H	Saint Peter's	1 0
<hr/>											
LAST 10 GAMES											
			237 H	Siena	1 0	320 H	Saint Peter's	1 0			
			147 A	Fairfield	0 2	289 A	Manhattan	1 1			
			247 A	Rider	0 3	313 H	Canisius	1 0			
			44 H	Monmouth	1 1	59 A	Navy	0 3			
			274 H	Quinnipiac	1 0	254 A	Mt. St. Mary's	1 1			

Non-Div. I Games:

Iona

Average RPI Win: 216		WON-LOST RECORD		WINNING PCT. RANK		LAST 10 GAMES		STRENGTH OF SCHEDULE		OPP. STRENGTH OF SCHEDULE		TEAM RPI		ADJ RPI		CONF. RPI		ADJ CONF. RPI	
Average RPI Loss: 144																			
DIV. I ONLY		6-10-1		.38235 235		4-6-0		219		161		238		.4518 236		11		11	
DIV. I NON-CONF.		3-7-1		.31818 256		1-3-0		251		208		273		.42075 269		11		11	
TOTALS		RPI 1-25		RPI 26-50		W-L RECORDS		RPI 51-100		RPI 101-150		RPI 150+							
6-10-1		0-0-0		0-0-0		OVERALL		1-4-0		1-2-1		4-4-0							
3-4-1		0-0-0		0-0-0		HOME		1-1-0		1-0-1		1-3-0							
2-6-0		0-0-0		0-0-0		AWAY		0-3-0		0-2-0		2-1-0							
1-0-0		0-0-0		0-0-0		NEUTRAL		0-0-0		0-0-0		1-0-0							
3-7-1		0-0-0		0-0-0		NON-CONFERENCE		0-3-0		0-0-1		3-4-0							
0-4-1		0-0-0		0-0-0		HOME		0-1-0		0-0-1		0-3-0							
2-3-0		0-0-0		0-0-		AWAY		0-2-0		0-0-0		2-1-0							
1-0-0		0-0-0		0-0-0		NEUTRAL		0-0-0		0-0-0		1-0-0							
3-3-0		0-0-0		0-0-0		CONFERENCE		1-1-0		1-2-0		1-0-0							
3-0-0		0-0-0		0-0-0		HOME		1-0-0		1-0-0		1-0-0							
0-3-0		0-0-0		0-0-0		AWAY		0-1-0		0-2-0		0-0-0							
0-0-0		0-0-0		0-0-0		NEUTRAL		0-0-0		0-0-0		0-0-0							
RPI	S	Opponent		Score		RPI	S	Opponent		Score		RPI	S	Opponent		Score			

Non-Div. I Games:

UC Riverside

Average RPI Win: 265		WON-LOST	WINNING	LAST 10	STRENGTH OF		OPP. STRENGTH	TEAM	ADJ	CONF.	ADJ CONF.
Average RPI Loss: 181		RECORD	PCT. RANK	GAMES	SCHEDULE		OF SCHEDULE	RPI	RPI	RPI	RPI
DIV. I ONLY		8-7-1	.53125	141	5-4-1		291	272	235	.45049	237
DIV. I NON-CONF.		4-4-0	.5	148	1-1-0		280	232	232	.44766	233
TOTALS		RPI 1-25	RPI 26-50		W-L RECORDS		RPI 51-100		RPI 101-150		RPI 150+
8-7-1	0-0-0	0-1-0		OVERALL		0-1-0		0-1-0		8-4-1	
7-2-0	0-0-0	0-1-0		HOME		0-0-0		0-0-0		7-1-0	
1-5-1	0-0-0	0-0-0		AWAY		0-1-0		0-1-0		1-3-1	
0-0-0	0-0-0	0-0-0		NEUTRAL		0-0-0		0-0-0		0-0-0	
4-4-0	0-0-0	0-0-0		NON-CONFERENCE		0-1-0		0-1-0		4-2-0	
4-1-0	0-0-0	0-0-0		HOME		0-0-0		0-0-0		4-1-0	
0-3-0	0-0-0	0-0-		AWAY		0-1-0		0-1-0		0-1-0	
0-0-0	0-0-0	0-0-0		NEUTRAL		0-0-0		0-0-0		0-0-0	
4-3-1	0-0-0	0-1-0		CONFERENCE		0-0-0		0-0-0		4-2-1	
3-1-0	0-0-0	0-1-0		HOME		0-0-0		0-0-0		3-0-0	
1-2-1	0-0-0	0-0-0		AWAY		0-0-0		0-0-0		1-2-1	
0-0-0	0-0-0	0-0-0		NEUTRAL		0-0-0		0-0-0		0-0-0	
RPI S	Opponent	Score	RPI S	Opponent	Score	RPI S	Opponent	Score	RPI S	Opponent	Score
			44 H	Monmouth	0 2	96 A	Colgate	0 3	108 A	Stony Brook	1 3
									195 H	Binghamton	2 1
									198 H	Massachusetts	4 3
									233 H	Marist	1 0
									235 A	Iona	0 1
									244 A	Central Conn. St.	1 2
									247 A	Rider	0 1
									258 H	Vermont	3 2
									274 A	Quinnipiac	1 1
									291 H	Rhode Island	1 2
									292 A	Niagara	1 0
									307 H	UMass Lowell	2 1
									313 H	Canisius	2 0
									320 H	Saint Peter's	2 0
LAST 10 GAMES											
			235 A	Iona	0 1		320 H	Saint Peter's	2 0		
			313 H	Canisius	2 0		274 A	Quinnipiac	1 1		
			44 H	Monmouth	0 2		247 A	Rider	0 1		
			292 A	Niagara	1 0		258 H	Vermont	3 2		
			233 H	Marist	1 0		244 A	Central Conn. St.	1 2		

Non-Div. I Games:

Siena

Average RPI Win: 250		WON-LOST	WINNING	LAST 10	STRENGTH OF		OPP. STRENGTH	TEAM	ADJ		CONF.	ADJ CONF.			
Average RPI Loss: 161		RECORD	PCT. RANK	GAMES	SCHEDULE		OF SCHEDULE	RPI	RPI	RPI	RPI				
DIV. I ONLY		7-8-1	.46875	173	6-3-1		262	259	236	.44958	238	30	30		
DIV. I NON-CONF.		2-5-0	.28571	264	1-0-0		178	170	254	.43344	252	29	29		
<hr/>															
TOTALS		RPI 1-25		RPI 26-50		W-L RECORDS		RPI 51-100		RPI 101-150		RPI 150+			
7-8-1		0-0-0		0-0-0		OVERALL		0-3-0		0-2-0		7-3-1			
3-3-1		0-0-0		0-0-0		HOME		0-1-0		0-1-0		3-1-1			
4-4-0		0-0-0		0-0-0		AWAY		0-2-0		0-1-0		4-1-0			
0-1-0		0-0-0		0-0-0		NEUTRAL		0-0-0		0-0-0		0-1-0			
2-5-0		0-0-0		0-0-0		NON-CONFERENCE		0-1-0		0-2-0		2-2-0			
1-1-0		0-0-0		0-0-0		HOME		0-0-0		0-1-0		1-0-0			
1-3-0		0-0-0		0-0-		AWAY		0-1-0		0-1-0		1-1-0			
0-1-0		0-0-0		0-0-0		NEUTRAL		0-0-0		0-0-0		0-1-0			
5-3-1		0-0-0		0-0-0		CONFERENCE		0-2-0		0-0-0		5-1-1			
2-2-1		0-0-0		0-0-0		HOME		0-1-0		0-0-0		2-1-1			
3-1-0		0-0-0		0-0-0		AWAY		0-1-0		0-0-0		3-0-0			
0-0-0		0-0-0		0-0-0		NEUTRAL		0-0-0		0-0-0		0-0-0			
RPI	S	Opponent	Score	RPI	S	Opponent	Score	RPI	S	Opponent	Score	RPI	S	Opponent	Score

Non-Div. I Games:

Utah Valley

Average RPI Win: 235		WON-LOST RECORD		WINNING PCT. RANK		LAST 10 GAMES		STRENGTH OF SCHEDULE		OPP. STRENGTH OF SCHEDULE		TEAM RPI		ADJ RPI		CONF. RPI		ADJ CONF. RPI	
DIV. I ONLY		5-8-1		.39286 228		4-6-0		221		230		239		.44624 240		14		14	
DIV. I NON-CONF.		3-5-1		.38889 221		2-3-0		205		294		242		.44053 243		13		13	
TOTALS		RPI 1-25		RPI 26-50		W-L RECORDS		RPI 51-100		RPI 101-150		RPI 150+							
5-8-1		0-0-0		0-0-0		OVERALL		1-1-0		0-1-0		4-6-1							
4-3-0		0-0-0		0-0-0		HOME		1-0-0		0-1-0		3-2-0							
1-5-0		0-0-0		0-0-0		AWAY		0-1-0		0-0-0		1-4-0							
0-0-1		0-0-0		0-0-0		NEUTRAL		0-0-0		0-0-0		0-0-1							
3-5-1		0-0-0		0-0-0		NON-CONFERENCE		0-1-0		0-1-0		3-3-1							
2-3-0		0-0-0		0-0-0		HOME		0-0-0		0-1-0		2-2-0							
1-2-0		0-0-0		0-0-		AWAY		0-1-0		0-0-0		1-1-0							
0-0-1		0-0-0		0-0-0		NEUTRAL		0-0-0		0-0-0		0-0-1							
2-3-0		0-0-0		0-0-0		CONFERENCE		1-0-0		0-0-0		1-3-0							
2-0-0		0-0-0		0-0-0		HOME		1-0-0		0-0-0		1-0-0							
0-3-0		0-0-0		0-0-0		AWAY		0-0-0		0-0-0		0-3-0							
0-0-0		0-0-0		0-0-0		NEUTRAL		0-0-0		0-0-0		0-0-0							
RPI	S	Opponent		Score		RPI	S	Opponent		Score		RPI	S	Opponent		Score			

Non-Div. I Games:

St. Bonaventure

Average RPI Win: 312		WON-LOST RECORD	WINNING PCT. RANK		LAST 10 GAMES	STRENGTH OF SCHEDULE		OPP. STRENGTH OF SCHEDULE		TEAM RPI	ADJ RPI		CONF. RPI	ADJ CONF. RPI			
Average RPI Loss: 165																	
DIV. I ONLY		3-7-4	.35714	246	2-5-3	161		306		242	.44595	241	24	24			
DIV. I NON-CONF.		3-4-3	.45	184	2-2-2	217		312		229	.45132	228	25	24			
<hr/>																	
TOTALS		RPI 1-25		RPI 26-50		W-L RECORDS		RPI 51-100		RPI 101-150		RPI 150+					
3-7-4		0-1-0		0-0-0		OVERALL		0-1-0		0-0-0		3-5-4					
3-3-4		0-0-0		0-0-0		HOME		0-1-0		0-0-0		3-2-4					
0-4-0		0-1-0		0-0-0		AWAY		0-0-0		0-0-0		0-3-0					
0-0-0		0-0-0		0-0-0		NEUTRAL		0-0-0		0-0-0		0-0-0					
3-4-3		0-0-0		0-0-0		NON-CONFERENCE		0-1-0		0-0-0		3-3-3					
3-1-3		0-0-0		0-0-0		HOME		0-1-0		0-0-0		3-0-3					
0-3-0		0-0-0		0-0-		AWAY		0-0-0		0-0-0		0-3-0					
0-0-0		0-0-0		0-0-0		NEUTRAL		0-0-0		0-0-0		0-0-0					
0-3-1		0-1-0		0-0-0		CONFERENCE		0-0-0		0-0-0		0-2-1					
0-2-1		0-0-0		0-0-0		HOME		0-0-0		0-0-0		0-2-1					
0-1-0		0-1-0		0-0-0		AWAY		0-0-0		0-0-0		0-0-0					
0-0-0		0-0-0		0-0-0		NEUTRAL		0-0-0		0-0-0		0-0-0					
RPI	S	Opponent		Score		RPI	S	Opponent		Score		RPI	S	Opponent		Score	
18	A	Denver		0 6								163	H	Valparaiso		0	0
												181	H	Ball St.		1	1
												188	A	Indiana St.		0	4
												194	H	South Dakota St.		0	1
												201	A	SIU Edwardsville		0	2
												216	A	Evansville		0	1
												226	H	IPFW		2	2
												246	H	Green Bay		1	1
												269	H	North Dakota St.		0	2
												305	H	Grand Canyon		2	0
												315	H	UNI		2	1
												316	H	Bowling Green		1	0
<hr/>																	
LAST 10 GAMES																	
		226 H IPFW		2	2			315 H UNI		2	1						
		18 A Denver		0	6			66 H Butler		0	1						
		188 A Indiana St.		0	4			181 H Ball St.		1	1						
		194 H South Dakota St.		0	1			163 H Valparaiso		0	0						
		269 H North Dakota St.		0	2			316 H Bowling Green		1	0						

Non-Div. I Games: Indianapolis 2 1

IUPUI

Average RPI Win: 255		WON-LOST	WINNING	LAST 10	STRENGTH OF		OPP. STRENGTH	TEAM	ADJ		CONF.	ADJ CONF.	
Average RPI Loss: 149		RECORD	PCT. RANK	GAMES	SCHEDULE		OF SCHEDULE	RPI	RPI		RPI	RPI	
DIV. I ONLY		5-9-1	.36667	243	4-6-0		210	213	243	.44561	242	20	20
DIV. I NON-CONF.		2-5-1	.3125	257	1-2-0		194	171	248	.43896	247	23	23
TOTALS		RPI 1-25	RPI 26-50		W-L RECORDS		RPI 51-100		RPI 101-150		RPI 150+		
5-9-1	0-0-0	0-0-0		OVERALL		0-2-0		0-2-0		5-5-1			
2-4-0	0-0-0	0-0-0		HOME		0-0-0		0-1-0		2-3-0			
3-5-1	0-0-0	0-0-0		AWAY		0-2-0		0-1-0		3-2-1			
0-0-0	0-0-0	0-0-0		NEUTRAL		0-0-0		0-0-0		0-0-0			
2-5-1	0-0-0	0-0-0		NON-CONFERENCE		0-2-0		0-2-0		2-1-1			
0-2-0	0-0-0	0-0-0		HOME		0-0-0		0-1-0		0-1-0			
2-3-1	0-0-0	0-0-		AWAY		0-2-0		0-1-0		2-0-1			
0-0-0	0-0-0	0-0-0		NEUTRAL		0-0-0		0-0-0		0-0-0			
3-4-0	0-0-0	0-0-0		CONFERENCE		0-0-0		0-0-0		3-4-0			
2-2-0	0-0-0	0-0-0		HOME		0-0-0		0-0-0		2-2-0			
1-2-0	0-0-0	0-0-0		AWAY		0-0-0		0-0-0		1-2-0			
0-0-0	0-0-0	0-0-0		NEUTRAL		0-0-0		0-0-0		0-0-0			
RPI S	Opponent	Score	RPI S	Opponent	Score	RPI S	Opponent	Score	RPI S	Opponent	Score		
						87 A	Alabama	1 2	129 H	Jacksonville	0 1		
						89 A	Samford	2 4	139 A	Vanderbilt	0 4		
									160 H	La.-Lafayette	0 3		
									162 H	Kennesaw St.	0 1		
									168 H	South Ala.	1 2		
									178 A	UT Martin	1 0		
									186 A	Mercer	2 2		
									202 A	Arkansas St.	2 3		
									209 A	Texas St.	0 1		
									250 H	Troy	2 1		
									268 H	La.-Monroe	2 0		
									279 A	UALR	3 1		
									301 A	Jacksonville St.	2 0		
LAST 10 GAMES													
						202 A	Arkansas St.	2 3	268 H	La.-Monroe	2 0		
						279 A	UALR	3 1	160 H	La.-Lafayette	0 3		
						250 H	Troy	2 1	301 A	Jacksonville St.	2 0		
						168 H	South Ala.	1 2	89 A	Samford	2 4		
						209 A	Texas St.	0 1	139 A	Vanderbilt	0 4		

Non-Div. I Games:

Georgia St.

Average RPI Win: 273		WON-LOST RECORD		WINNING PCT. RANK		LAST 10 GAMES		STRENGTH OF SCHEDULE		OPP. STRENGTH OF SCHEDULE		TEAM RPI		ADJ RPI		CONF. RPI		ADJ CONF. RPI	
DIV. I ONLY		4-10-2		.3125 268		4-5-1		131		279		240		.44526 243		28		28	
DIV. I NON-CONF.		1-7-1		.16667 295		1-2-0		109		203		262		.42733 261		28		28	
TOTALS		RPI 1-25		RPI 26-50		W-L RECORDS		RPI 51-100		RPI 101-150		RPI 150+							
4-10-2		0-1-0		0-2-0		OVERALL		0-0-0		0-0-1		4-7-1							
2-4-2		0-0-0		0-0-0		HOME		0-0-0		0-0-1		2-4-1							
2-6-0		0-1-0		0-2-0		AWAY		0-0-0		0-0-0		2-3-0							
0-0-0		0-0-0		0-0-0		NEUTRAL		0-0-0		0-0-0		0-0-0							
1-7-1		0-1-0		0-2-0		NON-CONFERENCE		0-0-0		0-0-1		1-4-0							
0-3-1		0-0-0		0-0-0		HOME		0-0-0		0-0-1		0-3-0							
1-4-0		0-1-0		0-0-		AWAY		0-0-0		0-0-0		1-1-0							
0-0-0		0-0-0		0-0-0		NEUTRAL		0-0-0		0-0-0		0-0-0							
3-3-1		0-0-0		0-0-0		CONFERENCE		0-0-0		0-0-0		3-3-1							
2-1-1		0-0-0		0-0-0		HOME		0-0-0		0-0-0		2-1-1							
1-2-0		0-0-0		0-0-0		AWAY		0-0-0		0-0-0		1-2-0							
0-0-0		0-0-0		0-0-0		NEUTRAL		0-0-0		0-0-0		0-0-0							
RPI	S	Opponent		Score		RPI	S	Opponent		Score		RPI	S	Opponent		Score			
17	A	West Virginia		0 4		26	A	Kentucky		0 7		123	H	Xavier		0 0			
						39	A	Indiana		0 5		159	H	Western Caro.		0 2			
												167	H	Austin Peay		3 2			
												178	H	UT Martin		0 1			
												187	H	Ohio		1 5			
												201	A	SIU Edwardsville		1 2			
												212	H	Southeast Mo. St.		0 0			
												216	H	Evansville		0 3			
												253	A	UNC Asheville		1 2			
												296	A	Eastern Ill.		0 1			
												300	H	Murray St.		2 0			
												301	A	Jacksonville St.		1 0			
												325	A	Alabama A&M		3 2			
LAST 10 GAMES																			
						167	H	Austin Peay		3 2		201	A	SIU Edwardsville		1 2			
						300	H	Murray St.		2 0		325	A	Alabama A&M		3 2			
						178	H	UT Martin		0 1		301	A	Jacksonville St.		1 0			
						212	H	Southeast Mo. St.		0 0		216	H	Evansville		0 3			
						296	A	Eastern Ill.		0 1		17	A	West Virginia		0 4			

Non-Div. I Games:

Eastern Ky.

Average RPI Win:	212	WON-LOST	WINNING	LAST 10	STRENGTH OF	OPP. STRENGTH	TEAM	ADJ	CONF.	ADJ CONF.		
Average RPI Loss:	153	RECORD	PCT. RANK	GAMES	SCHEDULE	OF SCHEDULE	RPI	RPI	RPI	RPI		
DIV. I ONLY	4-10-0	.28571	282	4-6-0	146	188	246	.44388	244	27	27	
DIV. I NON-CONF.	2-8-0	.2	291	2-4-0	81	157	228	.45182	227	27	27	
<hr/>												
TOTALS	RPI 1-25	RPI 26-50		W-L RECORDS	RPI 51-100		RPI 101-150		RPI 150+			
4-10-0	0-0-0	0-2-0		OVERALL	0-2-0		1-0-0		3-6-0			
4-5-0	0-0-0	0-1-0		HOME	0-2-0		1-0-0		3-2-0			
0-5-0	0-0-0	0-1-0		AWAY	0-0-0		0-0-0		0-4-0			
0-0-0	0-0-0	0-0-0		NEUTRAL	0-0-0		0-0-0		0-0-0			
<hr/>												
2-8-0	0-0-0	0-2-0		NON-CONFERENCE	0-2-0		1-0-0		1-4-0			
2-4-0	0-0-0	0-1-0		HOME	0-2-0		1-0-0		1-1-0			
0-4-0	0-0-0	0-0-		AWAY	0-0-0		0-0-0		0-3-0			
0-0-0	0-0-0	0-0-0		NEUTRAL	0-0-0		0-0-0		0-0-0			
<hr/>												
2-2-0	0-0-0	0-0-0		CONFERENCE	0-0-0		0-0-0		2-2-0			
2-1-0	0-0-0	0-0-0		HOME	0-0-0		0-0-0		2-1-0			
0-1-0	0-0-0	0-0-0		AWAY	0-0-0		0-0-0		0-1-0			
0-0-0	0-0-0	0-0-0		NEUTRAL	0-0-0		0-0-0		0-0-0			
<hr/>												
RPI	S	Opponent	Score	RPI	S	Opponent	Score	RPI	S	Opponent	Score	
				32	H	Boston College	0 7	56	H	St. John's (NY)	0 4	
				47	A	Connecticut	0 3	81	H	Harvard	0 2	
										147	H Fairfield	3 1
										153	A Hartford	0 2
										156	A Maine	1 2
										170	H Saint Francis (PA)	2 1
										222	H Army	0 1
										231	A Lehigh	0 1
										237	H Siena	2 1
										272	H LIU Brooklyn	0 1
										275	A Sacred Heart	0 2
										293	H Robert Morris	2 1
				LAST 10 GAMES								
				170	H	Saint Francis (PA)	2 1	81	H	Harvard	0 2	
				32	H	Boston College	0 7	153	A	Hartford	0 2	
				272	H	LIU Brooklyn	0 1	147	H	Fairfield	3 1	
				275	A	Sacred Heart	0 2	237	H	Siena	2 1	
				293	H	Robert Morris	2 1	222	H	Army	0 1	

Non-Div. I Games:

Central Conn. St.

Average RPI Win: 260		WON-LOST	WINNING	LAST 10	STRENGTH OF		OPP. STRENGTH	TEAM	ADJ		CONF.	ADJ CONF.			
Average RPI Loss: 145		RECORD	PCT. RANK	GAMES	SCHEDULE		OF SCHEDULE	RPI	RPI		RPI	RPI			
DIV. I ONLY		6-8-2	.4375	186	3-5-2		268	211	245	.44275	245	18	18		
DIV. I NON-CONF.		4-4-1	.5	148	1-1-1		302	217	255	.4318	256	19	18		
TOTALS		RPI 1-25	RPI 26-50		W-L RECORDS		RPI 51-100		RPI 101-150		RPI 150+				
6-8-2		0-1-0	0-0-0		OVERALL		0-2-0		0-2-0		6-3-2				
5-3-1		0-0-0	0-0-0		HOME		0-0-0		0-1-0		5-2-1				
1-5-1		0-1-0	0-0-0		AWAY		0-2-0		0-1-0		1-1-1				
0-0-0		0-0-0	0-0-0		NEUTRAL		0-0-0		0-0-0		0-0-0				
4-4-1		0-1-0	0-0-0		NON-CONFERENCE		0-1-0		0-1-0		4-1-1				
3-1-0		0-0-0	0-0-0		HOME		0-0-0		0-0-0		3-1-0				
1-3-1		0-1-0	0-0-		AWAY		0-1-0		0-1-0		1-0-1				
0-0-0		0-0-0	0-0-0		NEUTRAL		0-0-0		0-0-0		0-0-0				
2-4-1		0-0-0	0-0-0		CONFERENCE		0-1-0		0-1-0		2-2-1				
2-2-1		0-0-0	0-0-0		HOME		0-0-0		0-1-0		2-1-1				
0-2-0		0-0-0	0-0-0		AWAY		0-1-0		0-0-0		0-1-0				
0-0-0		0-0-0	0-0-0		NEUTRAL		0-0-0		0-0-0		0-0-0				
RPI S	Opponent	Score		RPI S	Opponent	Score		RPI S	Opponent	Score		RPI S	Opponent	Score	
10 A	Virginia Tech	0	2					78 A	FGCU	1	2	128 A	Appalachian St.	1	2
								90 A	North Carolina St.	0	3	129 H	Jacksonville	0	3
												159 A	Western Caro.	1	1
												162 H	Kennesaw St.	2	0
												174 H	Winthrop	2	0
												186 H	Mercer	2	3
												224 A	Stetson	0	3
												229 H	North Florida	2	2
												260 H	USC Upstate	7	1
												312 H	Tennessee Tech	0	1
												319 H	VMI	5	1
												321 H	Francis Marion	2	0
												325 A	Alabama A&M	7	0
				LAST 10 GAMES											
				129 H	Jacksonville	0	3	186 H	Mercer	2	3				
				229 H	North Florida	2	2	260 H	USC Upstate	7	1				
				224 A	Stetson	0	3	312 H	Tennessee Tech	0	1				
				78 A	FGCU	1	2	321 H	Francis Marion	2	0				
				162 H	Kennesaw St.	2	0	159 A	Western Caro.	1	1				

Non-Div. I Games:




East Tenn. St.

Average RPI Win: 248		WON-LOST	WINNING	LAST 10	STRENGTH OF		OPP. STRENGTH	TEAM	ADJ		CONF.	ADJ CONF.	
Average RPI Loss: 222		RECORD	PCT. RANK	GAMES	SCHEDULE		OF SCHEDULE	RPI	RPI		RPI	RPI	
DIV. I ONLY		4-5-4	.46154	183	2-4-3		272	271	244	.44266	246	17	17
DIV. I NON-CONF.		3-2-4	.55556	136	1-1-3		246	266	194	.47325	197	16	16
TOTALS		RPI 1-25	RPI 26-50		W-L RECORDS		RPI 51-100		RPI 101-150		RPI 150+		
4-5-4	0-0-0	0-0-1		OVERALL		0-0-0		0-0-0		4-5-3			
4-1-1	0-0-0	0-0-0		HOME		0-0-0		0-0-0		4-1-1			
0-4-3	0-0-0	0-0-1		AWAY		0-0-0		0-0-0		0-4-2			
0-0-0	0-0-0	0-0-0		NEUTRAL		0-0-0		0-0-0		0-0-0			
3-2-4	0-0-0	0-0-1		NON-CONFERENCE		0-0-0		0-0-0		3-2-3			
3-0-1	0-0-0	0-0-0		HOME		0-0-0		0-0-0		3-0-1			
0-2-3	0-0-0	0-1-		AWAY		0-0-0		0-0-0		0-2-2			
0-0-0	0-0-0	0-0-0		NEUTRAL		0-0-0		0-0-0		0-0-0			
1-3-0	0-0-0	0-0-0		CONFERENCE		0-0-0		0-0-0		1-3-0			
1-1-0	0-0-0	0-0-0		HOME		0-0-0		0-0-0		1-1-0			
0-2-0	0-0-0	0-0-0		AWAY		0-0-0		0-0-0		0-2-0			
0-0-0	0-0-0	0-0-0		NEUTRAL		0-0-0		0-0-0		0-0-0			
RPI	S	Opponent	Score	RPI	S	Opponent	Score	RPI	S	Opponent	Score		
				50	A	DePaul	0 0						
								152	H	Oakland	2 0		
								181	A	Ball St.	0 3		
								184	A	Detroit	0 1		
								188	A	Indiana St.	0 4		
								190	H	Loyola Chicago	0 0		
								241	A	IUPUI	1 1		
								249	H	Cleveland St.	0 1		
								262	H	Western Ill.	3 1		
								281	H	Northern Ill.	1 0		
								290	A	Drake	1 1		
								296	H	Eastern Ill.	2 0		
								310	A	Youngstown St.	1 2		
LAST 10 GAMES													
				249	H	Cleveland St.	0 1	281	H	Northern Ill.	1 0		
				184	A	Detroit	0 1	50	A	DePaul	0 0		
				310	A	Youngstown St.	1 2	290	A	Drake	1 1		
				190	H	Loyola Chicago	0 0	188	A	Indiana St.	0 4		
				152	H	Oakland	2 0	296	H	Eastern Ill.	2 0		

Non-Div. I Games: Michigan Tech 0 1

Green Bay

R
i
d
e
r

 Tie,  Loss,  Non-Conf, S Site, H Home, A Away, N Neutral Page 247

Average RPI Win: 284		WON-LOST RECORD	WINNING PCT. RANK		LAST 10 GAMES	STRENGTH OF SCHEDULE	OPP. STRENGTH OF SCHEDULE	TEAM RPI	ADJ RPI		CONF. RPI	ADJ CONF. RPI
Average RPI Loss: 209												
DIV. I ONLY		4-8-2	.35714	246	2-6-2	159	316	248	.44096	248	28	28
DIV. I NON-CONF.		2-4-1	.35714	240	0-2-1	126	315	219	.45522	221	28	28
<hr/>												
TOTALS		RPI 1-25		RPI 26-50		W-L RECORDS		RPI 51-100		RPI 101-150		RPI 150+
4-8-2		0-0-0		0-0-0		OVERALL		0-0-0		0-1-1		4-7-1
3-2-1		0-0-0		0-0-0		HOME		0-0-0		0-0-1		3-2-0
0-5-1		0-0-0		0-0-0		AWAY		0-0-0		0-1-0		0-4-1
1-1-0		0-0-0		0-0-0		NEUTRAL		0-0-0		0-0-0		1-1-0
2-4-1		0-0-0		0-0-0		NON-CONFERENCE		0-0-0		0-1-1		2-3-0
1-0-1		0-0-0		0-0-0		HOME		0-0-0		0-0-1		1-0-0
0-3-0		0-0-0		0-0-		AWAY		0-0-0		0-1-0		0-2-0
1-1-0		0-0-0		0-0-0		NEUTRAL		0-0-0		0-0-0		1-1-0
2-4-1		0-0-0		0-0-0		CONFERENCE		0-0-0		0-0-0		2-4-1
2-2-0		0-0-0		0-0-0		HOME		0-0-0		0-0-0		2-2-0
0-2-1		0-0-0		0-0-0		AWAY		0-0-0		0-0-0		0-2-1
0-0-0		0-0-0		0-0-0		NEUTRAL		0-0-0		0-0-0		0-0-0
RPI S	Opponent	Score	RPI S	Opponent	Score	RPI S	Opponent	Score	RPI S	Opponent	Score	
									111 H	Western Ky.	1	1
									133 A	Miami (OH)	0	5
									167 H	Austin Peay	1	3
									178 A	UT Martin	0	2
									197 A	Lipscomb	0	4
									201 A	SIU Edwardsville	1	1
									212 A	Southeast Mo. St.	1	2
									216 A	Evansville	0	3
									239 N	Toledo	3	2
									269 N	North Dakota St.	0	2
									294 H	Alabama St.	3	0
									296 H	Eastern Ill.	0	1
									300 H	Murray St.	3	2
									301 H	Jacksonville St.	5	1
<hr/>												
LAST 10 GAMES												
			178 A	UT Martin	0	2	201 A	SIU Edwardsville	1	1	1	
			212 A	Southeast Mo. St.	1	2	296 H	Eastern Ill.	0	1	1	
			301 H	Jacksonville St.	5	1	111 H	Western Ky.	1	1	1	
			167 H	Austin Peay	1	3	197 A	Lipscomb	0	4	4	
			300 H	Murray St.	3	2	216 A	Evansville	0	3	3	

Non-Div. I Games:

Belmont

Average RPI Win:	275	WON-LOST RECORD	WINNING PCT. RANK	LAST 10 GAMES	STRENGTH OF SCHEDULE	OPP. STRENGTH OF SCHEDULE	TEAM RPI	ADJ RPI	CONF. RPI	ADJ CONF. RPI					
DIV. I ONLY		7-7-1	.5	152	5-3-1	308	244	250	.44038	249	17	17			
DIV. I NON-CONF.		5-4-1	.55	142	3-0-1	299	264	237	.44545	236	16	16			
<hr/>															
TOTALS	RPI 1-25	RPI 26-50		W-L RECORDS		RPI 51-100		RPI 101-150		RPI 150+					
7-7-1	0-0-0	0-0-0		OVERALL		0-1-0		0-2-0		7-4-1					
5-2-1	0-0-0	0-0-0		HOME		0-0-0		0-1-0		5-1-1					
2-5-0	0-0-0	0-0-0		AWAY		0-1-0		0-1-0		2-3-0					
0-0-0	0-0-0	0-0-0		NEUTRAL		0-0-0		0-0-0		0-0-0					
5-4-1	0-0-0	0-0-0		NON-CONFERENCE		0-1-0		0-1-0		5-2-1					
4-0-1	0-0-0	0-0-0		HOME		0-0-0		0-0-0		4-0-1					
1-4-0	0-0-0	0-0-		AWAY		0-1-0		0-1-0		1-2-0					
0-0-0	0-0-0	0-0-0		NEUTRAL		0-0-0		0-0-0		0-0-0					
2-3-0	0-0-0	0-0-0		CONFERENCE		0-0-0		0-1-0		2-2-0					
1-2-0	0-0-0	0-0-0		HOME		0-0-0		0-1-0		1-1-0					
1-1-0	0-0-0	0-0-0		AWAY		0-0-0		0-0-0		1-1-0					
0-0-0	0-0-0	0-0-0		NEUTRAL		0-0-0		0-0-0		0-0-0					
RPI	S	Opponent	Score	RPI	S	Opponent	Score	RPI	S	Opponent	Score				
						77	A	Miami (FL)	1	6					
									103	H	Milwaukee	0	2		
									138	A	FIU	0	2		
									158	A	Kent St.	0	1		
									163	A	Valparaiso	1	2		
									164	A	Western Mich.	0	1		
									184	H	Detroit	2	0		
									187	H	Ohio	0	0		
									246	A	Green Bay	1	0		
									264	A	Akron	2	1		
									293	H	Robert Morris	3	0		
									307	H	UMass Lowell	2	0		
									310	H	Youngstown St.	0	1		
									313	H	Canisius	3	2		
									316	H	Bowling Green	2	1		
LAST 10 GAMES															
						246	A	Green Bay	1	0	264	A	Akron	2	1
						310	H	Youngstown St.	0	1	187	H	Ohio	0	0
						103	H	Milwaukee	0	2	293	H	Robert Morris	3	0
						163	A	Valparaiso	1	2	307	H	UMass Lowell	2	0
						184	H	Detroit	2	0	138	A	FIU	0	2

Non-Div. I Games: Madonna 5 1

Cleveland St.

Average RPI Win: 265		WON-LOST	WINNING	LAST 10	STRENGTH OF	OPP. STRENGTH	TEAM	ADJ	CONF.	ADJ CONF.		
Average RPI Loss: 184		RECORD	PCT. RANK	GAMES	SCHEDULE	OF SCHEDULE	RPI	RPI	RPI	RPI		
DIV. I ONLY		7-9-0	.4375	186	5-5-0	267	277	251	.43817	250	20	20
DIV. I NON-CONF.		4-6-0	.4	215	2-2-0	285	292	275	.41422	277	23	23
<hr/>												
TOTALS		RPI 1-25		RPI 26-50		W-L RECORDS		RPI 51-100		RPI 101-150		RPI 150+
7-9-0		0-0-0		0-0-0		OVERALL		0-1-0		0-2-0		7-6-0
5-2-0		0-0-0		0-0-0		HOME		0-0-0		0-0-0		5-2-0
2-7-0		0-0-0		0-0-0		AWAY		0-1-0		0-2-0		2-4-0
0-0-0		0-0-0		0-0-0		NEUTRAL		0-0-0		0-0-0		0-0-0
4-6-0		0-0-0		0-0-0		NON-CONFERENCE		0-1-0		0-1-0		4-4-0
3-1-0		0-0-0		0-0-0		HOME		0-0-0		0-0-0		3-1-0
1-5-0		0-0-0		0-0-		AWAY		0-1-0		0-1-0		1-3-0
0-0-0		0-0-0		0-0-0		NEUTRAL		0-0-0		0-0-0		0-0-0
3-3-0		0-0-0		0-0-0		CONFERENCE		0-0-0		0-1-0		3-2-0
2-1-0		0-0-0		0-0-0		HOME		0-0-0		0-0-0		2-1-0
1-2-0		0-0-0		0-0-0		AWAY		0-0-0		0-1-0		1-1-0
0-0-0		0-0-0		0-0-0		NEUTRAL		0-0-0		0-0-0		0-0-0
RPI	S	Opponent	Score	RPI	S	Opponent	Score	RPI	S	Opponent	Score	

Non-Div. I Games:

Troy

Average RPI Win:	241	WON-LOST RECORD	WINNING PCT. RANK	LAST 10 GAMES	STRENGTH OF SCHEDULE	OPP. STRENGTH OF SCHEDULE	TEAM RPI	ADJ RPI	CONF. RPI	ADJ CONF. RPI	
Average RPI Loss:	129										
DIV. I ONLY	3-9-1	.26923	290	2-5-1	151	164	249	.43658	251	15	15
DIV. I NON-CONF.	1-5-1	.21429	289	0-1-1	196	169	281	.40926	284	18	20
<hr/>											
TOTALS	RPI 1-25	RPI 26-50		W-L RECORDS	RPI 51-100		RPI 101-150		RPI 150+		
3-9-1	0-0-0	0-1-0		OVERALL	0-4-0		0-1-0		3-3-1		
0-5-1	0-0-0	0-0-0		HOME	0-2-0		0-1-0		0-2-1		
2-4-0	0-0-0	0-1-0		AWAY	0-2-0		0-0-0		2-1-0		
1-0-0	0-0-0	0-0-0		NEUTRAL	0-0-0		0-0-0		1-0-0		
<hr/>											
1-5-1	0-0-0	0-0-0		NON-CONFERENCE	0-3-0		0-1-0		1-1-1		
0-2-1	0-0-0	0-0-0		HOME	0-1-0		0-1-0		0-0-1		
0-3-0	0-0-0	0-0-		AWAY	0-2-0		0-0-0		0-1-0		
1-0-0	0-0-0	0-0-0		NEUTRAL	0-0-0		0-0-0		1-0-0		
<hr/>											
2-4-0	0-0-0	0-1-0		CONFERENCE	0-1-0		0-0-0		2-2-0		
0-3-0	0-0-0	0-0-0		HOME	0-1-0		0-0-0		0-2-0		
2-1-0	0-0-0	0-1-0		AWAY	0-0-0		0-0-0		2-0-0		
0-0-0	0-0-0	0-0-0		NEUTRAL	0-0-0		0-0-0		0-0-0		
<hr/>											
RPI S	Opponent	Score	RPI S	Opponent	Score	RPI S	Opponent	Score	RPI S	Opponent	Score
			42 A	Stephen F. Austin	0 2	65 H	Oral Roberts	0 3	121 H	TCU	1 2
						86 A	Tulsa	1 2	196 H	Northwestern St.	1 2
						91 A	North Texas	0 1	210 H	Central Ark.	0 1
						92 H	UTEP	0 1	218 A	Lamar	1 0
									238 N	Utah Valley	1 0
									252 H	Houston	0 0
									261 A	Montana	0 1
									266 A	McNeese St.	3 0
<hr/>											
LAST 10 GAMES											
	210 H	Central Ark.	0	1		196 H	Northwestern St.	1	2		
	65 H	Oral Roberts	0	3		252 H	Houston	0	0		
	266 A	McNeese St.	3	0		92 H	UTEP	0	1		
	42 A	Stephen F. Austin	0	2		238 N	Utah Valley	1	0		
	218 A	Lamar	1	0		261 A	Montana	0	1		

Non-Div. I Games: Incarnate Word 2 1 Abilene Christian 0 1

Houston Baptist

Average RPI Win: 271		WON-LOST	WINNING	LAST 10	STRENGTH OF		OPP. STRENGTH	TEAM	ADJ		CONF.	ADJ CONF.	
Average RPI Loss: 195		RECORD	PCT. RANK	GAMES	SCHEDULE		OF SCHEDULE	RPI	RPI	RPI	RPI		
DIV. I ONLY		4-9-2	.33333	262	2-6-2		167	302	252	.43589	253	22	22
DIV. I NON-CONF.		3-4-0	.42857	204	1-1-0		256	318	259	.42809	259	26	26
TOTALS		RPI 1-25	RPI 26-50		W-L RECORDS		RPI 51-100		RPI 101-150		RPI 150+		
4-9-2	0-0-0	0-0-0		OVERALL		0-1-0		0-2-2		4-6-0			
3-2-2	0-0-0	0-0-0		HOME		0-0-0		0-0-2		3-2-0			
1-7-0	0-0-0	0-0-0		AWAY		0-1-0		0-2-0		1-4-0			
0-0-0	0-0-0	0-0-0		NEUTRAL		0-0-0		0-0-0		0-0-0			
3-4-0	0-0-0	0-0-0		NON-CONFERENCE		0-0-0		0-2-0		3-2-0			
2-0-0	0-0-0	0-0-0		HOME		0-0-0		0-0-0		2-0-0			
1-4-0	0-0-0	0-0-		AWAY		0-0-0		0-2-0		1-2-0			
0-0-0	0-0-0	0-0-0		NEUTRAL		0-0-0		0-0-0		0-0-0			
1-5-2	0-0-0	0-0-0		CONFERENCE		0-1-0		0-0-2		1-4-0			
1-2-2	0-0-0	0-0-0		HOME		0-0-0		0-0-2		1-2-0			
0-3-0	0-0-0	0-0-0		AWAY		0-1-0		0-0-0		0-2-0			
0-0-0	0-0-0	0-0-0		NEUTRAL		0-0-0		0-0-0		0-0-0			
RPI S	Opponent	Score	RPI S	Opponent	Score	RPI S	Opponent	Score	RPI S	Opponent	Score		
						74 A	Radford	0 4	109 H	Liberty	0 0		
									128 A	Appalachian St.	0 2		
									137 A	Wofford	0 1		
									148 H	High Point	1 1		
									171 A	Coastal Caro.	0 5		
									174 A	Winthrop	0 1		
									183 H	Presbyterian	0 1		
									243 H	Eastern Ky.	2 1		
									260 H	USC Upstate	2 0		
									276 H	Charleston So.	0 3		
									287 H	Campbell	1 0		
									294 A	Alabama St.	3 2		
									302 A	Chattanooga	1 2		
									314 A	South Carolina St.	0 1		
LAST 10 GAMES													
						171 A	Coastal Caro.	0 5	109 H	Liberty	0 0		
						148 H	High Point	1 1	183 H	Presbyterian	0 1		
						74 A	Radford	0 4	287 H	Campbell	1 0		
						174 A	Winthrop	0 1	314 A	South Carolina St.	0 1		
						276 H	Charleston So.	0 3	294 A	Alabama St.	3 2		

Non-Div. I Games: Mars Hill 1 0

UNC Asheville

Average RPI Win:	243	WON-LOST RECORD	WINNING PCT. RANK	LAST 10 GAMES	STRENGTH OF SCHEDULE	OPP. STRENGTH OF SCHEDULE	TEAM RPI	ADJ RPI	CONF. RPI	ADJ CONF. RPI	
Average RPI Loss:	199										
DIV. I ONLY	4-7-3	.39286	228	3-4-3	244	297	255	.43566	254	27	27
DIV. I NON-CONF.	2-5-2	.33333	245	1-2-2	234	280	270	.42251	266	27	27
<hr/>											
TOTALS	RPI 1-25	RPI 26-50		W-L RECORDS	RPI 51-100		RPI 101-150		RPI 150+		
4-7-3	0-0-0	0-1-0		OVERALL	0-0-0		0-1-0		4-5-3		
2-2-2	0-0-0	0-0-0		HOME	0-0-0		0-0-0		2-2-2		
2-5-1	0-0-0	0-1-0		AWAY	0-0-0		0-1-0		2-3-1		
0-0-0	0-0-0	0-0-0		NEUTRAL	0-0-0		0-0-0		0-0-0		
<hr/>											
2-5-2	0-0-0	0-1-0		NON-CONFERENCE	0-0-0		0-0-0		2-4-2		
1-2-2	0-0-0	0-0-0		HOME	0-0-0		0-0-0		1-2-2		
1-3-0	0-0-0	0-0-		AWAY	0-0-0		0-0-0		1-2-0		
0-0-0	0-0-0	0-0-0		NEUTRAL	0-0-0		0-0-0		0-0-0		
<hr/>											
2-2-1	0-0-0	0-0-0		CONFERENCE	0-0-0		0-1-0		2-1-1		
1-0-0	0-0-0	0-0-0		HOME	0-0-0		0-0-0		1-0-0		
1-2-1	0-0-0	0-0-0		AWAY	0-0-0		0-1-0		1-1-1		
0-0-0	0-0-0	0-0-0		NEUTRAL	0-0-0		0-0-0		0-0-0		
<hr/>											
RPI S	Opponent	Score	RPI S	Opponent	Score	RPI S	Opponent	Score	RPI S	Opponent	Score
			49 A	Penn	0 4				149 A	Fairleigh Dickinson	2 3
			180 H	Wagner	3 0				180 H	Wagner	3 0
			192 H	George Washington	0 0				192 H	George Washington	0 0
			200 A	UMBC	1 0				200 A	UMBC	1 0
			217 H	Temple	0 1				217 H	Temple	0 1
			220 A	Towson	1 4				220 A	Towson	1 4
			234 H	Bucknell	0 2				234 H	Bucknell	0 2
			235 H	Iona	1 1				235 H	Iona	1 1
			247 A	Rider	1 4				247 A	Rider	1 4
			270 A	Bryant	2 1				270 A	Bryant	2 1
			275 A	Sacred Heart	1 2				275 A	Sacred Heart	1 2
			293 A	Robert Morris	0 0				293 A	Robert Morris	0 0
			323 H	Delaware St.	3 1				323 H	Delaware St.	3 1
			<hr/>								
			LAST 10 GAMES								
270 A Bryant			2 1	323 H Delaware St.			3 1	270 A Bryant			2 1
275 A Sacred Heart			1 2	192 H George Washington			0 0	275 A Sacred Heart			1 2
293 A Robert Morris			0 0	235 H Iona			1 1	293 A Robert Morris			0 0
180 H Wagner			3 0	49 A Penn			0 4	180 H Wagner			3 0
149 A Fairleigh Dickinson			2 3	247 A Rider			1 4	149 A Fairleigh Dickinson			2 3

Non-Div. I Games:

Mt. St. Mary's

Average RPI Win:	174	WON-LOST	WINNING	LAST 10	STRENGTH OF	OPP. STRENGTH	TEAM	ADJ	CONF.	ADJ CONF.	
Average RPI Loss:	115	RECORD	PCT. RANK	GAMES	SCHEDULE	OF SCHEDULE	RPI	RPI	RPI	RPI	
DIV. I ONLY	2-13-0	.13333	319	0-10-0	90	111	258	.43407	255	10	10
DIV. I NON-CONF.	2-7-0	.22222	285	0-4-0	105	88	223	.45523	220	9	9
TOTALS	RPI 1-25	RPI 26-50	W-L RECORDS	RPI 51-100	RPI 101-150	RPI 150+					
2-13-0	0-0-0	0-3-0	OVERALL	1-4-0	0-1-0	1-5-0					
2-4-0	0-0-0	0-0-0	HOME	1-0-0	0-0-0	1-4-0					
0-9-0	0-0-0	0-3-0	AWAY	0-4-0	0-1-0	0-1-0					
0-0-0	0-0-0	0-0-0	NEUTRAL	0-0-0	0-0-0	0-0-0					
2-7-0	0-0-0	0-1-0	NON-CONFERENCE	1-4-0	0-0-0	1-2-0					
2-2-0	0-0-0	0-0-0	HOME	1-0-0	0-0-0	1-2-0					
0-5-0	0-0-0	0-0-	AWAY	0-4-0	0-0-0	0-0-0					
0-0-0	0-0-0	0-0-0	NEUTRAL	0-0-0	0-0-0	0-0-0					
0-6-0	0-0-0	0-2-0	CONFERENCE	0-0-0	0-1-0	0-3-0					
0-2-0	0-0-0	0-0-0	HOME	0-0-0	0-0-0	0-2-0					
0-4-0	0-0-0	0-2-0	AWAY	0-0-0	0-1-0	0-1-0					
0-0-0	0-0-0	0-0-0	NEUTRAL	0-0-0	0-0-0	0-0-0					
RPI S	Opponent	Score	RPI S	Opponent	Score	RPI S	Opponent	Score	RPI S	Opponent	Score
			34 A	William & Mary	1 5	54 A	Georgia	1 5	115 A	Hofstra	2 3
			37 A	James Madison	0 3	57 A	Illinois	2 6	158 H	Kent St.	0 1
			50 A	DePaul	1 3	72 H	VCU	2 1	172 A	UNC Wilmington	0 1
						95 A	Auburn	0 3	175 H	Northeastern	0 3
						100 A	Charlotte	0 6	220 H	Towson	1 2
									229 H	North Florida	0 1
									276 H	Charleston So.	2 1
LAST 10 GAMES											
			37 A	James Madison	0 3	175 H	Northeastern	0 3			
			34 A	William & Mary	1 5	100 A	Charlotte	0 6			
			172 A	UNC Wilmington	0 1	54 A	Georgia	1 5			
			220 H	Towson	1 2	95 A	Auburn	0 3			
			115 A	Hofstra	2 3	158 H	Kent St.	0 1			

Non-Div. I Games:

Col. of Charleston

Average RPI Win:	204	WON-LOST RECORD	WINNING PCT. RANK	LAST 10 GAMES	STRENGTH OF SCHEDULE	OPP. STRENGTH OF SCHEDULE	TEAM RPI	ADJ RPI	CONF. RPI	ADJ CONF. RPI	
Average RPI Loss:	192										
DIV. I ONLY	4-6-6	.4375	186	3-2-5	287	215	254	.43388	256	26	26
DIV. I NON-CONF.	2-5-3	.35	242	1-1-2	269	199	272	.41929	273	24	25
<hr/>											
TOTALS	RPI 1-25	RPI 26-50	W-L RECORDS		RPI 51-100	RPI 101-150	RPI 150+				
4-6-6	0-0-0	0-0-0	OVERALL		1-1-0	0-1-1	3-4-5				
1-3-4	0-0-0	0-0-0	HOME		0-0-0	0-1-1	1-2-3				
2-2-2	0-0-0	0-0-0	AWAY		1-0-0	0-0-0	1-2-2				
1-1-0	0-0-0	0-0-0	NEUTRAL		0-1-0	0-0-0	1-0-0				
2-5-3	0-0-0	0-0-0	NON-CONFERENCE		1-1-0	0-1-1	1-3-2				
0-2-2	0-0-0	0-0-0	HOME		0-0-0	0-1-1	0-1-1				
1-2-1	0-0-0	0-0-	AWAY		1-0-0	0-0-0	0-2-1				
1-1-0	0-0-0	0-0-0	NEUTRAL		0-1-0	0-0-0	1-0-0				
2-1-3	0-0-0	0-0-0	CONFERENCE		0-0-0	0-0-0	2-1-3				
1-1-2	0-0-0	0-0-0	HOME		0-0-0	0-0-0	1-1-2				
1-0-1	0-0-0	0-0-0	AWAY		0-0-0	0-0-0	1-0-1				
0-0-0	0-0-0	0-0-0	NEUTRAL		0-0-0	0-0-0	0-0-0				
RPI	S	Opponent	Score	RPI	S	Opponent	Score	RPI	S	Opponent	Score
									</		

Non-Div. I Games:

New Hampshire

Average RPI Win:		191	WON-LOST RECORD		WINNING PCT. RANK		LAST 10 GAMES		STRENGTH OF SCHEDULE		OPP. STRENGTH OF SCHEDULE		TEAM RPI		ADJ RPI		CONF. RPI		ADJ CONF. RPI				
Average RPI Loss:		139																					
DIV. I ONLY			1-10-3		.17857 311		1-6-3		99		179		259		.43244 257		12		12				
DIV. I NON-CONF.			0-6-1		.07143 312		0-2-1		23		225		230		.4513 229		12		12				
TOTALS		RPI 1-25		RPI 26-50		W-L RECORDS		RPI 51-100		RPI 101-150		RPI 150+											
1-10-3		0-0-0		0-0-1		OVERALL		0-2-0		0-4-0		1-4-2											
1-4-2		0-0-0		0-0-1		HOME		0-1-0		0-1-0		1-2-1											
0-4-1		0-0-0		0-0-0		AWAY		0-0-0		0-3-0		0-1-1											
0-2-0		0-0-0		0-0-0		NEUTRAL		0-1-0		0-0-0		0-1-0											
0-6-1		0-0-0		0-0-1		NON-CONFERENCE		0-2-0		0-1-0		0-3-0											
0-2-1		0-0-0		0-0-1		HOME		0-1-0		0-0-0		0-1-0											
0-2-0		0-0-0		0-0-		AWAY		0-0-0		0-1-0		0-1-0											
0-2-0		0-0-0		0-0-0		NEUTRAL		0-1-0		0-0-0		0-1-0											
1-4-2		0-0-0		0-0-0		CONFERENCE		0-0-0		0-3-0		1-1-2											
1-2-1		0-0-0		0-0-0		HOME		0-0-0		0-1-0		1-1-1											
0-2-1		0-0-0		0-0-0		AWAY		0-0-0		0-2-0		0-0-1											
0-0-0		0-0-0		0-0-0		NEUTRAL		0-0-0		0-0-0		0-0-0											
RPI	S	Opponent		Score		RPI	S	Opponent		Score		RPI	S	Opponent		Score							
						49	H	Penn		2	2	62	N	La Salle		0	1	109	A	Liberty		0	2
												74	H	Radford		0	1	120	A	Marshall		0	1
																		134	H	UAB		0	2
																		138	A	FIU		0	4
																		151	N	Richmond		1	3
																		166	H	Middle Tenn.		1	1
																		191	H	East Carolina		2	0
																		192	H	George Washington		1	2
																		205	H	UTSA		1	2
																		207	A	George Mason		0	3
																		282	A	Fla. Atlantic		0	0
LAST 10 GAMES																							
						134	H	UAB		0	2	138	A	FIU		0	4						
						166	H	Middle Tenn.		1	1	120	A	Marshall		0	1						
						282	A	Fla. Atlantic		0	0	49	H	Penn		2	2						
						205	H	UTSA		1	2	207	A	George Mason		0	3						
						191	H	East Carolina		2	0	192	H	George Washington		1	2						

Non-Div. I Games:

Old Dominion

Average RPI Win:	287	WON-LOST RECORD	WINNING PCT. RANK	LAST 10 GAMES	STRENGTH OF SCHEDULE	OPP. STRENGTH OF SCHEDULE	TEAM RPI	ADJ RPI	CONF. RPI	ADJ CONF. RPI							
Average RPI Loss:	174																
DIV. I ONLY	5-8-3	.40625	210	3-4-3	280	239	260	.4316	258	26	26						
DIV. I NON-CONF.	3-5-1	.38889	221	1-1-1	282	216	269	.42258	265	24	25						
<hr/>																	
TOTALS	RPI 1-25	RPI 26-50		W-L RECORDS	RPI 51-100		RPI 101-150		RPI 150+								
5-8-3	0-0-0	0-0-0		OVERALL	0-1-0		0-2-1		5-5-2								
4-3-3	0-0-0	0-0-0		HOME	0-1-0		0-1-1		4-1-2								
1-4-0	0-0-0	0-0-0		AWAY	0-0-0		0-1-0		1-3-0								
0-1-0	0-0-0	0-0-0		NEUTRAL	0-0-0		0-0-0		0-1-0								
<hr/>																	
3-5-1	0-0-0	0-0-0		NON-CONFERENCE	0-1-0		0-1-1		3-3-0								
3-2-1	0-0-0	0-0-0		HOME	0-1-0		0-0-1		3-1-0								
0-2-0	0-0-0	0-0-		AWAY	0-0-0		0-1-0		0-1-0								
0-1-0	0-0-0	0-0-0		NEUTRAL	0-0-0		0-0-0		0-1-0								
<hr/>																	
2-3-2	0-0-0	0-0-0		CONFERENCE	0-0-0		0-1-0		2-2-2								
1-1-2	0-0-0	0-0-0		HOME	0-0-0		0-1-0		1-0-2								
1-2-0	0-0-0	0-0-0		AWAY	0-0-0		0-0-0		1-2-0								
0-0-0	0-0-0	0-0-0		NEUTRAL	0-0-0		0-0-0		0-0-0								
<hr/>																	
RPI S	Opponent	Score	RPI S	Opponent	Score	RPI S	Opponent	Score	RPI S	Opponent	Score						
						96 H	Colgate	0 1	108 H	Stony Brook	1 2						
						142 A	Providence	0 3									
						149 H	Fairleigh Dickinson	1 1									
						153 A	Hartford	0 2									
						156 H	Maine	1 1									
						200 A	UMBC	1 2									
						227 N	Southern Utah	1 3									
						230 H	Fordham	0 3									
						237 A	Siena	2 3									
						256 H	New Hampshire	1 1									
						270 H	Bryant	2 1									
						274 H	Quinnipiac	1 0									
						275 H	Sacred Heart	2 1									
						307 A	UMass Lowell	3 1									
						308 H	Albany (NY)	2 1									
									LAST 10 GAMES			153 A	Hartford	0 2	307 A	UMass Lowell	3 1
												308 H	Albany (NY)	2 1	108 H	Stony Brook	1 2
												256 H	New Hampshire	1 1	270 H	Bryant	2 1
												200 A	UMBC	1 2	149 H	Fairleigh Dickinson	1 1
												156 H	Maine	1 1	237 A	Siena	2 3

Non-Div. I Games:

Vermont

Average RPI Win:	254	WON-LOST	WINNING	LAST 10	STRENGTH OF	OPP. STRENGTH	TEAM	ADJ	CONF.	ADJ CONF.					
Average RPI Loss:	182	RECORD	PCT. RANK	GAMES	SCHEDULE	OF SCHEDULE	RPI	RPI	RPI	RPI					
DIV. I ONLY	5-8-2	.4	222	3-7-0	269	238	256	.43146	259	19	19				
DIV. I NON-CONF.	3-2-2	.57143	127	1-1-0	219	251	168	.48656	174	20	19				
<hr/>															
TOTALS	RPI 1-25	RPI 26-50		W-L RECORDS		RPI 51-100		RPI 101-150		RPI 150+					
5-8-2	0-0-0	0-0-0		OVERALL		0-1-0		0-1-0		5-6-2					
3-6-2	0-0-0	0-0-0		HOME		0-0-0		0-1-0		3-5-2					
2-2-0	0-0-0	0-0-0		AWAY		0-1-0		0-0-0		2-1-0					
0-0-0	0-0-0	0-0-0		NEUTRAL		0-0-0		0-0-0		0-0-0					
3-2-2	0-0-0	0-0-0		NON-CONFERENCE		0-1-0		0-0-0		3-1-2					
2-1-2	0-0-0	0-0-0		HOME		0-0-0		0-0-0		2-1-2					
1-1-0	0-0-0	0-0-		AWAY		0-1-0		0-0-0		1-0-0					
0-0-0	0-0-0	0-0-0		NEUTRAL		0-0-0		0-0-0		0-0-0					
2-6-0	0-0-0	0-0-0		CONFERENCE		0-0-0		0-1-0		2-5-0					
1-5-0	0-0-0	0-0-0		HOME		0-0-0		0-1-0		1-4-0					
1-1-0	0-0-0	0-0-0		AWAY		0-0-0		0-0-0		1-1-0					
0-0-0	0-0-0	0-0-0		NEUTRAL		0-0-0		0-0-0		0-0-0					
RPI	S	Opponent	Score	RPI	S	Opponent	Score	RPI	S	Opponent	Score				
						67	A	Michigan St.	0	2	133	H	Miami (OH)	0	1
						154	H	Central Mich.	0	1					
						155	H	Cornell	0	0					
						158	H	Kent St.	0	1					
						167	H	Austin Peay	1	0					
						181	H	Ball St.	0	1					
						187	H	Ohio	0	1					
						232	H	Duquesne	0	0					
						239	A	Toledo	3	1					
						240	A	St. Bonaventure	2	1					
						281	A	Northern Ill.	1	2					
						292	H	Niagara	1	2					
						310	H	Youngstown St.	1	0					
						316	H	Bowling Green	1	0					
						<hr/>									
LAST 10 GAMES															
154 H Central Mich.				0	1	239 A Toledo				3	1				
316 H Bowling Green				1	0	133 H Miami (OH)				0	1				
187 H Ohio				0	1	181 H Ball St.				0	1				
158 H Kent St.				0	1	292 H Niagara				1	2				
281 A Northern Ill.				1	2	167 H Austin Peay				1	0				

Non-Div. I Games:

Buffalo

Average RPI Win: 257		WON-LOST	WINNING	LAST 10	STRENGTH OF	OPP. STRENGTH	TEAM	ADJ	CONF.	ADJ CONF.					
Average RPI Loss: 181		RECORD	PCT. RANK	GAMES	SCHEDULE	OF SCHEDULE	RPI	RPI	RPI	RPI					
DIV. I ONLY		4-9-3	.34375	252	3-5-2		216	282	257	.43031	260	18	18		
DIV. I NON-CONF.		3-4-2	.44444	190	2-0-1		259	303	249	.43651	251	19	18		
<hr/>															
TOTALS		RPI 1-25		RPI 26-50		W-L RECORDS		RPI 51-100		RPI 101-150		RPI 150+			
4-9-3		0-0-0		0-0-0		OVERALL		0-2-0		1-0-1		3-7-2			
2-3-2		0-0-0		0-0-0		HOME		0-0-0		1-0-1		1-3-1			
2-6-0		0-0-0		0-0-0		AWAY		0-2-0		0-0-0		2-4-0			
0-0-1		0-0-0		0-0-0		NEUTRAL		0-0-0		0-0-0		0-0-1			
3-4-2		0-0-0		0-0-0		NON-CONFERENCE		0-1-0		0-0-1		3-3-1			
1-1-1		0-0-0		0-0-0		HOME		0-0-0		0-0-1		1-1-0			
2-3-0		0-0-0		0-0-		AWAY		0-1-0		0-0-0		2-2-0			
0-0-1		0-0-0		0-0-0		NEUTRAL		0-0-0		0-0-0		0-0-1			
1-5-1		0-0-0		0-0-0		CONFERENCE		0-1-0		1-0-0		0-4-1			
1-2-1		0-0-0		0-0-0		HOME		0-0-0		1-0-0		0-2-1			
0-3-0		0-0-0		0-0-0		AWAY		0-1-0		0-0-0		0-2-0			
0-0-0		0-0-0		0-0-0		NEUTRAL		0-0-0		0-0-0		0-0-0			
RPI	S	Opponent	Score	RPI	S	Opponent	Score	RPI	S	Opponent	Score	RPI	S	Opponent	Score

Non-Div. I Games:

USC Upstate

Average RPI Win:	272	WON-LOST	WINNING	LAST 10	STRENGTH OF	OPP. STRENGTH	TEAM	ADJ	CONF.	ADJ CONF.							
Average RPI Loss:	152	RECORD	PCT. RANK	GAMES	SCHEDULE	OF SCHEDULE	RPI	RPI	RPI	RPI							
DIV. I ONLY	5-7-4	.4375	186	3-5-2	304	194	261	.42878	261	21	21						
DIV. I NON-CONF.	3-3-3	.5	148	1-1-1	306	198	256	.43233	255	21	21						
<hr/>																	
TOTALS	RPI 1-25	RPI 26-50		W-L RECORDS		RPI 51-100		RPI 101-150		RPI 150+							
5-7-4	0-0-0	0-0-0		OVERALL		0-1-0		0-4-0		5-2-4							
4-2-2	0-0-0	0-0-0		HOME		0-0-0		0-1-0		4-1-2							
1-5-2	0-0-0	0-0-0		AWAY		0-1-0		0-3-0		1-1-2							
0-0-0	0-0-0	0-0-0		NEUTRAL		0-0-0		0-0-0		0-0-0							
<hr/>																	
3-3-3	0-0-0	0-0-0		NON-CONFERENCE		0-1-0		0-1-0		3-1-3							
3-0-2	0-0-0	0-0-0		HOME		0-0-0		0-0-0		3-0-2							
0-3-1	0-0-0	0-0-		AWAY		0-1-0		0-1-0		0-1-1							
0-0-0	0-0-0	0-0-0		NEUTRAL		0-0-0		0-0-0		0-0-0							
<hr/>																	
2-4-1	0-0-0	0-0-0		CONFERENCE		0-0-0		0-3-0		2-1-1							
1-2-0	0-0-0	0-0-0		HOME		0-0-0		0-1-0		1-1-0							
1-2-1	0-0-0	0-0-0		AWAY		0-0-0		0-2-0		1-0-1							
0-0-0	0-0-0	0-0-0		NEUTRAL		0-0-0		0-0-0		0-0-0							
<hr/>																	
RPI S	Opponent	Score	RPI S	Opponent	Score	RPI S	Opponent	Score	RPI S	Opponent	Score						
						99 A	Cal St. Fullerton	0 2	107 A	Creighton	1 2						
						113 H	Portland St.	0 1									
						114 A	Weber St.	0 2									
						146 A	Northern Colo.	0 4									
						169 A	Idaho St.	1 1									
						215 A	Loyola Marymount	1 2									
						228 H	Wyoming	0 0									
						238 H	Utah Valley	3 1									
						251 H	Houston Baptist	1 0									
						263 H	Nevada	2 0									
						267 H	Sacramento St.	0 3									
						271 A	Neb. Omaha	3 3									
						288 H	Air Force	1 1									
						297 H	Eastern Wash.	1 0									
						309 A	North Dakota	3 0									
						<hr/>											
						LAST 10 GAMES											
						297 H Eastern Wash.			1 0	169 A Idaho St.			1 1				
						146 A Northern Colo.			0 4	114 A Weber St.			0 2				
						309 A North Dakota			3 0	263 H Nevada			2 0				
113 H Portland St.			0 1	107 A Creighton			1 2										
267 H Sacramento St.			0 3	271 A Neb. Omaha			3 3										

Non-Div. I Games:

Montana

Average RPI Win: 277		WON-LOST RECORD		WINNING PCT. RANK		LAST 10 GAMES		STRENGTH OF SCHEDULE		OPP. STRENGTH OF SCHEDULE		TEAM RPI		ADJ RPI		CONF. RPI		ADJ CONF. RPI	
DIV. I ONLY		6-8-2		.4375 186		2-6-2		301		229		263		.42846 262		24		24	
DIV. I NON-CONF.		5-5-2		.5 148		1-3-2		320		222		277		.41515 275		25		24	
TOTALS		RPI 1-25		RPI 26-50		W-L RECORDS		RPI 51-100		RPI 101-150		RPI 150+							
6-8-2		0-1-0		0-0-0		OVERALL		0-0-0		0-1-0		6-6-2							
2-3-1		0-0-0		0-0-0		HOME		0-0-0		0-0-0		2-3-1							
3-5-1		0-1-0		0-0-0		AWAY		0-0-0		0-1-0		3-3-1							
1-0-0		0-0-0		0-0-0		NEUTRAL		0-0-0		0-0-0		1-0-0							
5-5-2		0-0-0		0-0-0		NON-CONFERENCE		0-0-0		0-1-0		5-4-2							
1-1-1		0-0-0		0-0-0		HOME		0-0-0		0-0-0		1-1-1							
3-4-1		0-0-0		0-0-		AWAY		0-0-0		0-1-0		3-3-1							
1-0-0		0-0-0		0-0-0		NEUTRAL		0-0-0		0-0-0		1-0-0							
1-3-0		0-1-0		0-0-0		CONFERENCE		0-0-0		0-0-0		1-2-0							
1-2-0		0-0-0		0-0-0		HOME		0-0-0		0-0-0		1-2-0							
0-1-0		0-1-0		0-0-0		AWAY		0-0-0		0-0-0		0-0-0							
0-0-0		0-0-0		0-0-0		NEUTRAL		0-0-0		0-0-0		0-0-0							
RPI	S	Opponent		Score		RPI	S	Opponent		Score		RPI	S	Opponent		Score			
18	A	Denver		0 2								119	A	Iowa St.		0 2			
												161	A	Northwestern		2 1			
												163	A	Valparaiso		0 2			
												164	A	Western Mich.		0 4			
												190	H	Loyola Chicago		1 1			
												194	H	South Dakota St.		0 1			
												223	H	Missouri St.		0 1			
												226	H	IPFW		0 1			
												246	A	Green Bay		1 3			
												269	H	North Dakota St.		1 0			
												281	A	Northern Ill.		1 1			
												290	A	Drake		1 0			
												309	H	North Dakota		2 0			
												315	A	UNI		2 0			
												315	N	UNI		2 1			
LAST 10 GAMES																			
						226	H	IPFW		0 1		194	H	South Dakota St.		0 1			
						190	H	Loyola Chicago		1 1		164	A	Western Mich.		0 4			
						18	A	Denver		0 2		163	A	Valparaiso		0 2			
						290	A	Drake		1 0		281	A	Northern Ill.		1 1			
						269	H	North Dakota St.		1 0		223	H	Missouri St.		0 1			

Non-Div. I Games:

Western Ill.

Average RPI Win: 242		WON-LOST	WINNING	LAST 10	STRENGTH OF	OPP. STRENGTH	TEAM	ADJ	CONF.	ADJ CONF.									
Average RPI Loss: 168		RECORD	PCT. RANK	GAMES	SCHEDULE	OF SCHEDULE	RPI	RPI	RPI	RPI									
DIV. I ONLY		4-9-3	.34375	252	3-6-1		237	263	262	.42729	263	23	23						
DIV. I NON-CONF.		2-4-3	.38889	221	1-1-1		186	287	234	.44649	235	17	17						
<hr/>																			
TOTALS		RPI 1-25		RPI 26-50		W-L RECORDS		RPI 51-100		RPI 101-150		RPI 150+							
4-9-3		0-1-0		0-0-0		OVERALL		0-0-0		1-3-0		3-5-3							
2-3-0		0-0-0		0-0-0		HOME		0-0-0		1-2-0		1-1-0							
1-6-2		0-1-0		0-0-0		AWAY		0-0-0		0-0-0		1-4-2							
1-0-1		0-0-0		0-0-0		NEUTRAL		0-0-0		0-0-0		1-0-1							
<hr/>																			
2-4-3		0-1-0		0-0-0		NON-CONFERENCE		0-0-0		0-1-0		2-2-3							
1-1-0		0-0-0		0-0-0		HOME		0-0-0		0-1-0		1-0-0							
0-3-2		0-1-0		0-0-		AWAY		0-0-0		0-0-0		0-2-2							
1-0-1		0-0-0		0-0-0		NEUTRAL		0-0-0		0-0-0		1-0-1							
<hr/>																			
2-5-0		0-0-0		0-0-0		CONFERENCE		0-0-0		1-2-0		1-3-0							
1-2-0		0-0-0		0-0-0		HOME		0-0-0		1-1-0		0-1-0							
1-3-0		0-0-0		0-0-0		AWAY		0-0-0		0-1-0		1-2-0							
0-0-0		0-0-0		0-0-0		NEUTRAL		0-0-0		0-0-0		0-0-0							
<hr/>																			
RPI	S	Opponent		Score		RPI	S	Opponent		Score		RPI	S	Opponent		Score			
20	A	Portland		0 2								104	H	Utah St.		2 0			
												116	H	Boise St.		0 1			
												127	H	Wright St.		0 1			
												130	A	San Diego St.		1 2			
												173	A	San Francisco		0 2			
												176	A	Fresno St.		1 3			
												194	A	South Dakota St.		0 0			
												211	A	New Mexico		2 3			
												219	A	Gonzaga		0 0			
												261	A	Montana		0 2			
												267	H	Sacramento St.		3 2			
												286	N	South Dakota		0 0			
												295	H	Colorado St.		0 1			
												297	N	Eastern Wash.		2 0			
												299	A	San Jose St.		2 1			
<hr/>																			
LAST 10 GAMES																			
130 A San Diego St.						1		2		116 H Boise St.						0		1	
211 A New Mexico						2		3		104 H Utah St.						2		0	
295 H Colorado St.						0		1		219 A Gonzaga						0		0	
299 A San Jose St.						2		1		261 A Montana						0		2	
176 A Fresno St.						1		3		267 H Sacramento St.						3		2	

Non-Div. I Games:

Nevada

Average RPI Win: 255		WON-LOST RECORD	WINNING PCT. RANK		LAST 10 GAMES	STRENGTH OF SCHEDULE	OPP. STRENGTH OF SCHEDULE	TEAM RPI	ADJ RPI	CONF. RPI	ADJ CONF. RPI	
Average RPI Loss: 175												
DIV. I ONLY		5-8-3	.40625	210	3-6-1	286	223	264	.42583	264	19	19
DIV. I NON-CONF.		3-3-2	.5	148	1-1-0	276	233	225	.45091	230	20	19
<hr/>												
TOTALS		RPI 1-25		RPI 26-50		W-L RECORDS		RPI 51-100		RPI 101-150		RPI 150+
5-8-3		0-0-0		0-0-0		OVERALL		0-2-0		1-0-1		4-6-2
2-4-1		0-0-0		0-0-0		HOME		0-1-0		1-0-0		1-3-1
2-4-2		0-0-0		0-0-0		AWAY		0-1-0		0-0-1		2-3-1
1-0-0		0-0-0		0-0-0		NEUTRAL		0-0-0		0-0-0		1-0-0
3-3-2		0-0-0		0-0-0		NON-CONFERENCE		0-2-0		0-0-1		3-1-1
0-2-0		0-0-0		0-0-0		HOME		0-1-0		0-0-0		0-1-0
2-1-2		0-0-0		0-0-		AWAY		0-1-0		0-0-1		2-0-1
1-0-0		0-0-0		0-0-0		NEUTRAL		0-0-0		0-0-0		1-0-0
2-5-1		0-0-0		0-0-0		CONFERENCE		0-0-0		1-0-0		1-5-1
2-2-1		0-0-0		0-0-0		HOME		0-0-0		1-0-0		1-2-1
0-3-0		0-0-0		0-0-0		AWAY		0-0-0		0-0-0		0-3-0
0-0-0		0-0-0		0-0-0		NEUTRAL		0-0-0		0-0-0		0-0-0
RPI	S	Opponent	Score	RPI	S	Opponent	Score	RPI	S	Opponent	Score	
						60 H	Boston U.	2	3	120 A	Marshall	1 1
						79 A	Purdue	0	5	133 H	Miami (OH)	2 1
										154 H	Central Mich.	0 2
										158 A	Kent St.	0 2
										181 H	Ball St.	0 2
										187 H	Ohio	2 2
										203 A	Morehead St.	2 1
										239 A	Toledo	0 1
										249 H	Cleveland St.	1 2
										281 A	Northern Ill.	0 2
										309 N	North Dakota	4 1
										310 A	Youngstown St.	1 1
										313 A	Canisius	2 1
										316 H	Bowling Green	2 1
<hr/>												
LAST 10 GAMES												
						316 H	Bowling Green	2	1	281 A	Northern Ill.	0 2
						154 H	Central Mich.	0	2	181 H	Ball St.	0 2
						158 A	Kent St.	0	2	133 H	Miami (OH)	2 1
						187 H	Ohio	2	2	249 H	Cleveland St.	1 2
						239 A	Toledo	0	1	313 A	Canisius	2 1

Non-Div. I Games:

Akron

Average RPI Win: 306		WON-LOST RECORD		WINNING PCT. RANK		LAST 10 GAMES		STRENGTH OF SCHEDULE		OPP. STRENGTH OF SCHEDULE		TEAM RPI		ADJ RPI		CONF. RPI		ADJ CONF. RPI	
DIV. I ONLY		6-9-0		.4 222		5-5-0		264		313		265		.42449 265		31		31	
DIV. I NON-CONF.		3-9-0		.25 276		2-5-0		209		282		286		.40467 287		31		31	
TOTALS		RPI 1-25		RPI 26-50		W-L RECORDS		RPI 51-100		RPI 101-150		RPI 150+							
6-9-0		0-0-0		0-1-0		OVERALL		0-0-0		0-2-0		6-6-0							
3-3-0		0-0-0		0-0-0		HOME		0-0-0		0-0-0		3-3-0							
3-6-0		0-0-0		0-1-0		AWAY		0-0-0		0-2-0		3-3-0							
0-0-0		0-0-0		0-0-0		NEUTRAL		0-0-0		0-0-0		0-0-0							
3-9-0		0-0-0		0-1-0		NON-CONFERENCE		0-0-0		0-2-0		3-6-0							
2-3-0		0-0-0		0-0-0		HOME		0-0-0		0-0-0		2-3-0							
1-6-0		0-0-0		0-0-		AWAY		0-0-0		0-2-0		1-3-0							
0-0-0		0-0-0		0-0-0		NEUTRAL		0-0-0		0-0-0		0-0-0							
3-0-0		0-0-0		0-0-0		CONFERENCE		0-0-0		0-0-0		3-0-0							
1-0-0		0-0-0		0-0-0		HOME		0-0-0		0-0-0		1-0-0							
2-0-0		0-0-0		0-0-0		AWAY		0-0-0		0-0-0		2-0-0							
0-0-0		0-0-0		0-0-0		NEUTRAL		0-0-0		0-0-0		0-0-0							
RPI	S	Opponent		Score		RPI	S	Opponent		Score		RPI	S	Opponent		Score			
				44	A	Monmouth		0	3			108	A	Stony Brook	1	2			
												140	A	Columbia	0	2			
												155	A	Cornell	0	4			
												180	A	Wagner	0	4			
												217	H	Temple	0	2			
												221	H	Lafayette	0	2			
												232	A	Duquesne	0	3			
												247	H	Rider	2	0			
												291	H	Rhode Island	0	3			
												314	A	South Carolina St.	1	0			
												314	H	South Carolina St.	3	1			
												319	H	VMI	1	0			
												320	A	Saint Peter's	3	2			
												323	A	Delaware St.	3	0			
LAST 10 GAMES																			
				314	A	South Carolina St.	1	0	155	A	Cornell	0	4						
				314	H	South Carolina St.	3	1	180	A	Wagner	0	4						
				140	A	Columbia	0	2	247	H	Rider	2	0						
				323	A	Delaware St.	3	0	319	H	VMI	1	0						
				232	A	Duquesne	0	3	221	H	Lafayette	0	2						

Non-Div. I Games:

NJIT

Average RPI Win: 258		WON-LOST RECORD		WINNING PCT. RANK		LAST 10 GAMES		STRENGTH OF SCHEDULE		OPP. STRENGTH OF SCHEDULE		TEAM RPI		ADJ RPI		CONF. RPI		ADJ CONF. RPI	
DIV. I ONLY		5-10-1		.34375 252		0-9-1		255		233		266		.42434 266		15		15	
DIV. I NON-CONF.		5-2-1		.6875 70		0-1-1		267		275		149		.49656 154		18		20	
TOTALS		RPI 1-25		RPI 26-50		W-L RECORDS		RPI 51-100		RPI 101-150		RPI 150+							
5-10-1		0-0-0		0-1-0		OVERALL		0-1-1		0-2-0		5-6-0							
5-5-0		0-0-0		0-0-0		HOME		0-0-0		0-1-0		5-4-0							
0-5-1		0-0-0		0-1-0		AWAY		0-1-1		0-1-0		0-2-0							
0-0-0		0-0-0		0-0-0		NEUTRAL		0-0-0		0-0-0		0-0-0							
5-2-1		0-0-0		0-0-0		NON-CONFERENCE		0-1-1		0-0-0		5-1-0							
5-1-0		0-0-0		0-0-0		HOME		0-0-0		0-0-0		5-1-0							
0-1-1		0-0-0		0-0-		AWAY		0-1-1		0-0-0		0-0-0							
0-0-0		0-0-0		0-0-0		NEUTRAL		0-0-0		0-0-0		0-0-0							
0-8-0		0-0-0		0-1-0		CONFERENCE		0-0-0		0-2-0		0-5-0							
0-4-0		0-0-0		0-0-0		HOME		0-0-0		0-1-0		0-3-0							
0-4-0		0-0-0		0-1-0		AWAY		0-0-0		0-1-0		0-2-0							
0-0-0		0-0-0		0-0-0		NEUTRAL		0-0-0		0-0-0		0-0-0							
RPI	S	Opponent		Score	RPI	S	Opponent		Score	RPI	S	Opponent		Score					
					42	A	Stephen F. Austin		0 2	64	A	Baylor		0 0					
										91	A	North Texas		0 2					
			</																

Non-Div. I Games:

McNeese St.

Average RPI Win:	275	WON-LOST RECORD	WINNING PCT. RANK	LAST 10 GAMES	STRENGTH OF SCHEDULE	OPP. STRENGTH OF SCHEDULE	TEAM RPI	ADJ RPI	CONF. RPI	ADJ CONF. RPI	
DIV. I ONLY		6-8-2	.4375 186	4-4-2	310	218	268	.42272 267	21	21	
DIV. I NON-CONF.		3-4-1	.4375 197	1-0-1	312	230	285	.4071 285	21	21	
<hr/>											
TOTALS	RPI 1-25	RPI 26-50		W-L RECORDS	RPI 51-100		RPI 101-150		RPI 150+		
6-8-2	0-0-0	0-0-0		OVERALL	0-0-0		0-3-1		6-5-1		
3-2-2	0-0-0	0-0-0		HOME	0-0-0		0-1-1		3-1-1		
3-6-0	0-0-0	0-0-0		AWAY	0-0-0		0-2-0		3-4-0		
0-0-0	0-0-0	0-0-0		NEUTRAL	0-0-0		0-0-0		0-0-0		
3-4-1	0-0-0	0-0-0		NON-CONFERENCE	0-0-0		0-1-0		3-3-1		
1-1-1	0-0-0	0-0-0		HOME	0-0-0		0-0-0		1-1-1		
2-3-0	0-0-0	0-0-		AWAY	0-0-0		0-1-0		2-2-0		
0-0-0	0-0-0	0-0-0		NEUTRAL	0-0-0		0-0-0		0-0-0		
3-4-1	0-0-0	0-0-0		CONFERENCE	0-0-0		0-2-1		3-2-0		
2-1-1	0-0-0	0-0-0		HOME	0-0-0		0-1-1		2-0-0		
1-3-0	0-0-0	0-0-0		AWAY	0-0-0		0-1-0		1-2-0		
0-0-0	0-0-0	0-0-0		NEUTRAL	0-0-0		0-0-0		0-0-0		
RPI S	Opponent	Score	RPI S	Opponent	Score	RPI S	Opponent	Score	RPI S	Opponent	Score
							114 A Weber St.	1		3	
							135 A Cal Poly	0		4	
							141 H Northern Ariz.	0		3	
							146 H Northern Colo.	0		0	
							169 A Idaho St.	1		2	
							176 H Fresno St.	2		2	
							185 H UNLV	0		1	
							189 A UC Davis	0		1	
							227 H Southern Utah	4	0		
							261 A Montana	3	0		
							263 A Nevada	2		3	
							273 A Pacific	2	1		
							280 A Bakersfield	3	1		
							297 A Eastern Wash.	1		2	
							299 H San Jose St.	1	0		
							309 H North Dakota	1	0		
<hr/>											
LAST 10 GAMES											
							114 A Weber St.	1		3	
							169 A Idaho St.	1		2	
							227 H Southern Utah	4	0		
							141 H Northern Ariz.	0		3	
							297 A Eastern Wash.	1		2	
							261 A Montana	3	0		
							146 H Northern Colo.	0		0	
							309 H North Dakota	1	0		
							273 A Pacific	2	1		
							176 H Fresno St.	2		2	

Non-Div. I Games: Fresno Pacific 1 0

Sacramento St.

Average RPI Win: 280		WON-LOST	WINNING	LAST 10	STRENGTH OF	OPP. STRENGTH	TEAM	ADJ	CONF.	ADJ CONF.		
Average RPI Loss: 180		RECORD	PCT. RANK	GAMES	SCHEDULE	OF SCHEDULE	RPI	RPI	RPI	RPI		
DIV. I ONLY		6-10-1	.38235	235	3-6-1	273	287	269	.42247	268	20	20
DIV. I NON-CONF.		5-5-1	.5	148	2-1-1	274	308	236	.44413	237	23	23
<hr/>												
TOTALS		RPI 1-25	RPI 26-50		W-L RECORDS		RPI 51-100		RPI 101-150		RPI 150+	
6-10-1	0-0-0	0-0-0		OVERALL		0-1-0		0-3-1		6-6-0		
5-4-1	0-0-0	0-0-0		HOME		0-0-0		0-1-1		5-3-0		
1-6-0	0-0-0	0-0-0		AWAY		0-1-0		0-2-0		1-3-0		
0-0-0	0-0-0	0-0-0		NEUTRAL		0-0-0		0-0-0		0-0-0		
<hr/>												
5-5-1	0-0-0	0-0-0		NON-CONFERENCE		0-1-0		0-2-1		5-2-0		
4-1-1	0-0-0	0-0-0		HOME		0-0-0		0-1-1		4-0-0		
1-4-0	0-0-0	0-0-		AWAY		0-1-0		0-1-0		1-2-0		
0-0-0	0-0-0	0-0-0		NEUTRAL		0-0-0		0-0-0		0-0-0		
<hr/>												
1-5-0	0-0-0	0-0-0		CONFERENCE		0-0-0		0-1-0		1-4-0		
1-3-0	0-0-0	0-0-0		HOME		0-0-0		0-0-0		1-3-0		
0-2-0	0-0-0	0-0-0		AWAY		0-0-0		0-1-0		0-1-0		
0-0-0	0-0-0	0-0-0		NEUTRAL		0-0-0		0-0-0		0-0-0		
<hr/>												
RPI	S	Opponent	Score	RPI	S	Opponent	Score	RPI	S	Opponent	Score	
				63 A LSU 0 6				106 H Southeastern La. 0 0				
								111 A Western Ky. 0 2				
								126 A SMU 1 6				
								145 H Nicholls St. 2 3				
								160 H La.-Lafayette 0 2				
								196 H Northwestern St. 3 1				
								202 H Arkansas St. 2 3				
								209 H Texas St. 2 1				
								210 A Central Ark. 2 6				
								242 A Georgia St. 0 2				
								266 A McNeese St. 0 1				
								279 H UALR 0 1				
								306 H Southern U. 2 0				
								318 A Mississippi Val. 2 1				
								326 H Ark.-Pine Bluff 4 0				
								327 H Grambling 9 0				
				<hr/>								
				LAST 10 GAMES								
				209 H Texas St. 2 1				111 A Western Ky. 0 2				
				279 H UALR 0 1				318 A Mississippi Val. 2 1				
				202 H Arkansas St. 2 3				210 A Central Ark. 2 6				
				160 H La.-Lafayette 0 2				306 H Southern U. 2 0				
				242 A Georgia St. 0 2				106 H Southeastern La. 0 0				

Non-Div. I Games:

La.-Monroe

Average RPI Win: 276		WON-LOST RECORD		WINNING PCT. RANK		LAST 10 GAMES		STRENGTH OF SCHEDULE		OPP. STRENGTH OF SCHEDULE		TEAM RPI		ADJ RPI		CONF. RPI		ADJ CONF. RPI	
DIV. I ONLY		6-8-0		.42857 203		4-5-0		306		228		267		.4207 269		24		24	
DIV. I NON-CONF.		3-6-0		.33333 245		1-3-0		303		166		294		.39181 294		25		24	
TOTALS		RPI 1-25		RPI 26-50		W-L RECORDS		RPI 51-100		RPI 101-150		RPI 150+							
6-8-0		0-1-0		0-0-0		OVERALL		0-1-0		0-2-0		6-4-0							
4-2-0		0-0-0		0-0-0		HOME		0-0-0		0-1-0		4-1-0							
1-6-0		0-1-0		0-0-0		AWAY		0-1-0		0-1-0		1-3-0							
1-0-0		0-0-0		0-0-0		NEUTRAL		0-0-0		0-0-0		1-0-0							
3-6-0		0-1-0		0-0-0		NON-CONFERENCE		0-1-0		0-2-0		3-2-0							
2-2-0		0-0-0		0-0-0		HOME		0-0-0		0-1-0		2-1-0							
0-4-0		0-1-0		0-0-		AWAY		0-1-0		0-1-0		0-1-0							
1-0-0		0-0-0		0-0-0		NEUTRAL		0-0-0		0-0-0		1-0-0							
3-2-0		0-0-0		0-0-0		CONFERENCE		0-0-0		0-0-0		3-2-0							
2-0-0		0-0-0		0-0-0		HOME		0-0-0		0-0-0		2-0-0							
1-2-0		0-0-0		0-0-0		AWAY		0-0-0		0-0-0		1-2-0							
0-0-0		0-0-0		0-0-0		NEUTRAL		0-0-0		0-0-0		0-0-0							
RPI S	Opponent	Score		RPI S	Opponent	Score		RPI S	Opponent	Score		RPI S	Opponent	Score					
24 A	Minnesota	1	4					56 A	St. John's (NY)	0	5	115 A	Hofstra	1	3				
												116 H	Boise St.	0	1				
												194 A	South Dakota St.	0	1				
												241 A	IUPUI	2	0				
												248 N	Belmont	2	0				
												262 A	Western Ill.	0	1				
												271 H	Neb. Omaha	2	1				
												286 H	South Dakota	1	0				
												295 H	Colorado St.	1	0				
												297 H	Eastern Wash.	0	3				
												309 A	North Dakota	2	4				
												317 H	Idaho	3	2				
LAST 10 GAMES																			
	194 A	South Dakota St.	0	1		297 H	Eastern Wash.	0	3										
	286 H	South Dakota	1	0		295 H	Colorado St.	1	0										
	271 H	Neb. Omaha	2	1		116 H	Boise St.	0	1										
	262 A	Western Ill.	0	1		309 A	North Dakota	2	4										
	241 A	IUPUI	2	0		317 H	Idaho	3	2										

Non-Div. I Games: Minn. Duluth 3 1

North Dakota St.

Average RPI Win:	284	WON-LOST	WINNING	LAST 10		STRENGTH OF	OPP. STRENGTH	TEAM		ADJ	CONF.	ADJ CONF.
Average RPI Loss:	168	RECORD	PCT. RANK	GAMES		SCHEDULE	OF SCHEDULE	RPI		RPI	RPI	RPI
DIV. I ONLY		5-10-1	.34375	252	2-7-1	260	276	270	.41984	270	27	27
DIV. I NON-CONF.		4-7-0	.36364	238	1-4-0	228	272	258	.43127	257	27	27
<hr/>												
TOTALS	RPI 1-25	RPI 26-50		W-L RECORDS		RPI 51-100		RPI 101-150		RPI 150+		
5-10-1	0-0-0	0-1-0		OVERALL		0-1-0		0-1-0		5-7-1		
3-2-0	0-0-0	0-0-0		HOME		0-0-0		0-0-0		3-2-0		
2-8-1	0-0-0	0-1-0		AWAY		0-1-0		0-1-0		2-5-1		
0-0-0	0-0-0	0-0-0		NEUTRAL		0-0-0		0-0-0		0-0-0		
<hr/>												
4-7-0	0-0-0	0-1-0		NON-CONFERENCE		0-1-0		0-0-0		4-5-0		
2-1-0	0-0-0	0-0-0		HOME		0-0-0		0-0-0		2-1-0		
2-6-0	0-0-0	0-0-		AWAY		0-1-0		0-0-0		2-4-0		
0-0-0	0-0-0	0-0-0		NEUTRAL		0-0-0		0-0-0		0-0-0		
<hr/>												
1-3-1	0-0-0	0-0-0		CONFERENCE		0-0-0		0-1-0		1-2-1		
1-1-0	0-0-0	0-0-0		HOME		0-0-0		0-0-0		1-1-0		
0-2-1	0-0-0	0-0-0		AWAY		0-0-0		0-1-0		0-1-1		
0-0-0	0-0-0	0-0-0		NEUTRAL		0-0-0		0-0-0		0-0-0		
<hr/>												
RPI	S	Opponent	Score	RPI	S	Opponent	Score	RPI	S	Opponent	Score	
				28	A	Rutgers	0 4	70	A	Brown	0 1	
								149	A	Fairleigh Dickinson	0 3	
								153	A	Hartford	0 1	
								156	H	Maine	0 1	
								170	A	Saint Francis (PA)	0 5	
								198	A	Massachusetts	0 1	
								247	A	Rider	1 3	
								254	H	Mt. St. Mary's	1 2	
								256	H	New Hampshire	2 0	
								258	A	Vermont	1 2	
								275	H	Sacred Heart	1 0	
								277	A	Holy Cross	1 0	
								291	H	Rhode Island	3 1	
								293	A	Robert Morris	2 2	
								323	A	Delaware St.	2 0	
<hr/>												
				LAST 10 GAMES								
				254 H Mt. St. Mary's 1 2				70 A Brown 0 1				
				149 A Fairleigh Dickinson 0 3				198 A Massachusetts 0 1				
				170 A Saint Francis (PA) 0 5				258 A Vermont 1 2				
				293 A Robert Morris 2 2				256 H New Hampshire 2 0				
				275 H Sacred Heart 1 0				28 A Rutgers 0 4				

Non-Div. I Games:

Bryant

Average RPI Win:	303	WON-LOST RECORD	WINNING PCT. RANK	LAST 10 GAMES	STRENGTH OF SCHEDULE	OPP. STRENGTH OF SCHEDULE	TEAM RPI	ADJ RPI	CONF. RPI	ADJ CONF. RPI					
DIV. I ONLY		3-8-2	.30769	275	3-5-2	226	280	271	.41903	271	24	24			
DIV. I NON-CONF.		2-5-2	.33333	245	2-2-2	291	252	291	.3991	290	25	24			
<hr/>															
TOTALS	RPI 1-25	RPI 26-50		W-L RECORDS		RPI 51-100		RPI 101-150		RPI 150+					
3-8-2	0-1-0	0-0-0		OVERALL		0-1-0		0-2-0		3-4-2					
2-3-2	0-1-0	0-0-0		HOME		0-0-0		0-1-0		2-1-2					
1-5-0	0-0-0	0-0-0		AWAY		0-1-0		0-1-0		1-3-0					
0-0-0	0-0-0	0-0-0		NEUTRAL		0-0-0		0-0-0		0-0-0					
<hr/>															
2-5-2	0-0-0	0-0-0		NON-CONFERENCE		0-1-0		0-2-0		2-2-2					
1-2-2	0-0-0	0-0-0		HOME		0-0-0		0-1-0		1-1-2					
1-3-0	0-0-0	0-0-		AWAY		0-1-0		0-1-0		1-1-0					
0-0-0	0-0-0	0-0-0		NEUTRAL		0-0-0		0-0-0		0-0-0					
<hr/>															
1-3-0	0-1-0	0-0-0		CONFERENCE		0-0-0		0-0-0		1-2-0					
1-1-0	0-1-0	0-0-0		HOME		0-0-0		0-0-0		1-0-0					
0-2-0	0-0-0	0-0-0		AWAY		0-0-0		0-0-0		0-2-0					
0-0-0	0-0-0	0-0-0		NEUTRAL		0-0-0		0-0-0		0-0-0					
<hr/>															
RPI	S	Opponent	Score	RPI	S	Opponent	Score	RPI	S	Opponent	Score				
18	H	Denver	0 <div>3</div>					92	A	UTEP	0 <div>2</div>	107	A	Creighton	2 <div>3</div>
												146	H	Northern Colo.	0 <div>4</div>
												194	A	South Dakota St.	0 <div>1</div>
												223	H	Missouri St.	1 <div>1</div>
												228	H	Wyoming	1 <div>2</div>
												261	H	Montana	3 <div>3</div>
												269	A	North Dakota St.	1 <div>2</div>
												278	A	New Mexico St.	1 <div>3</div>
												286	H	South Dakota	2 0
												309	H	North Dakota	2 0
												315	A	UNI	2 1
<hr/>															
				LAST 10 GAMES											
				18	H	Denver	0 <div>3</div>	107	A	Creighton	2 <div>3</div>				
				194	A	South Dakota St.	0 <div>1</div>	261	H	Montana	3 <div>3</div>				
				269	A	North Dakota St.	1 <div>2</div>	228	H	Wyoming	1 <div>2</div>				
				286	H	South Dakota	2 0	315	A	UNI	2 1				
				223	H	Missouri St.	1 <div>1</div>	309	H	North Dakota	2 0				

Non-Div. I Games:

Neb. Omaha

Average RPI Win: 238		WON-LOST	WINNING	LAST 10	STRENGTH OF		OPP. STRENGTH	TEAM	ADJ		CONF.	ADJ CONF.
Average RPI Loss: 164		RECORD	PCT. RANK	GAMES	SCHEDULE		OF SCHEDULE	RPI	RPI		RPI	RPI
DIV. I ONLY		4-10-1	.3	277	3-7-0		251	183	273		.41839	272
DIV. I NON-CONF.		2-7-1	.25	276	1-4-0		249	181	288		.40429	288
TOTALS		RPI 1-25	RPI 26-50		W-L RECORDS		RPI 51-100		RPI 101-150		RPI 150+	
4-10-1		0-0-0	0-0-0		OVERALL		0-2-0		1-2-0		3-6-1	
1-4-0		0-0-0	0-0-0		HOME		0-0-0		1-1-0		0-3-0	
3-5-1		0-0-0	0-0-0		AWAY		0-2-0		0-1-0		3-2-1	
0-1-0		0-0-0	0-0-0		NEUTRAL		0-0-0		0-0-0		0-1-0	
2-7-1		0-0-0	0-0-0		NON-CONFERENCE		0-2-0		1-1-0		1-4-1	
1-2-0		0-0-0	0-0-0		HOME		0-0-0		1-0-0		0-2-0	
1-4-1		0-0-0	0-0-		AWAY		0-2-0		0-1-0		1-1-1	
0-1-0		0-0-0	0-0-0		NEUTRAL		0-0-0		0-0-0		0-1-0	
2-3-0		0-0-0	0-0-0		CONFERENCE		0-0-0		0-1-0		2-2-0	
0-2-0		0-0-0	0-0-0		HOME		0-0-0		0-1-0		0-1-0	
2-1-0		0-0-0	0-0-0		AWAY		0-0-0		0-0-0		2-1-0	
0-0-0		0-0-0	0-0-0		NEUTRAL		0-0-0		0-0-0		0-0-0	
RPI S	Opponent	Score	RPI S	Opponent	Score	RPI S	Opponent	Score	RPI S	Opponent	Score	
						76 A	Delaware	0 2	112 H	Seton Hall	1 0	
						81 A	Harvard	0 1	140 A	Columbia	0 3	
									149 H	Fairleigh Dickinson	0 2	
									157 H	Saint Joseph's	0 1	
									170 H	Saint Francis (PA)	0 2	
									180 A	Wagner	0 1	
									185 A	UNLV	2 3	
									220 H	Towson	0 3	
									233 A	Marist	1 1	
									244 A	Central Conn. St.	1 0	
									275 A	Sacred Heart	1 0	
									278 N	New Mexico St.	0 1	
									320 A	Saint Peter's	5 1	
LAST 10 GAMES												
						275 A	Sacred Heart	1 0	140 A	Columbia	0 3	
						180 A	Wagner	0 1	220 H	Towson	0 3	
						244 A	Central Conn. St.	1 0	76 A	Delaware	0 2	
						149 H	Fairleigh Dickinson	0 2	81 A	Harvard	0 1	
						170 H	Saint Francis (PA)	0 2	320 A	Saint Peter's	5 1	

Non-Div. I Games:

LIU Brooklyn

Average RPI Win:	178	WON-LOST RECORD	WINNING PCT. RANK	LAST 10 GAMES	STRENGTH OF SCHEDULE	OPP. STRENGTH OF SCHEDULE	TEAM RPI	ADJ RPI	CONF. RPI	ADJ CONF. RPI								
DIV. I ONLY		2-9-3	.25	294	2-6-2	222	136	272	.41599	273	9	9						
DIV. I NON-CONF.		1-7-2	.2	291	1-4-1	289	193	303	.37026	303	8	8						
<hr/>																		
TOTALS	RPI 1-25	RPI 26-50		W-L RECORDS		RPI 51-100		RPI 101-150		RPI 150+								
2-9-3	0-2-0	0-0-0		OVERALL		0-1-0		1-3-0		1-3-3								
0-5-2	0-2-0	0-0-0		HOME		0-1-0		0-0-0		0-2-2								
1-4-0	0-0-0	0-0-0		AWAY		0-0-0		1-3-0		0-1-0								
1-0-1	0-0-0	0-0-0		NEUTRAL		0-0-0		0-0-0		1-0-1								
<hr/>																		
1-7-2	0-0-0	0-0-0		NON-CONFERENCE		0-1-0		0-3-0		1-3-2								
0-3-1	0-0-0	0-0-0		HOME		0-1-0		0-0-0		0-2-1								
0-4-0	0-0-0	0-0-		AWAY		0-0-0		0-3-0		0-1-0								
1-0-1	0-0-0	0-0-0		NEUTRAL		0-0-0		0-0-0		1-0-1								
<hr/>																		
1-2-1	0-2-0	0-0-0		CONFERENCE		0-0-0		1-0-0		0-0-1								
0-2-1	0-2-0	0-0-0		HOME		0-0-0		0-0-0		0-0-1								
1-0-0	0-0-0	0-0-0		AWAY		0-0-0		1-0-0		0-0-0								
0-0-0	0-0-0	0-0-0		NEUTRAL		0-0-0		0-0-0		0-0-0								
<hr/>																		
RPI	S	Opponent	Score	RPI	S	Opponent	Score	RPI	S	Opponent	Score							
14	H	Santa Clara	0 2					61	H	Iowa	0 2	102	A	Missouri	1 5			
20	H	Portland	0 1					110	A	Kansas	0 3							
											144	A	St. Mary's (CA)	1 0				
											150	A	UC Santa Barbara	0 1				
											173	H	San Francisco	1 1				
											189	H	UC Davis	0 1				
											211	N	New Mexico	2 1				
											231	N	Lehigh	1 1				
											267	H	Sacramento St.	1 2				
											290	H	Drake	1 1				
											299	A	San Jose St.	2 3				
<hr/>																		
				LAST 10 GAMES														
14 H Santa Clara				0	2	267 H Sacramento St.				1	2							
173 H San Francisco				1	1	299 A San Jose St.				2	3							
144 A St. Mary's (CA)				1	0	211 N New Mexico				2	1							
20 H Portland				0	1	231 N Lehigh				1	1							
189 H UC Davis				0	1	150 A UC Santa Barbara				0	1							

Non-Div. I Games:

Pacific

Average RPI Win:		284	WON-LOST		WINNING		LAST 10		STRENGTH OF		OPP. STRENGTH		TEAM		ADJ		CONF.		ADJ CONF.		
Average RPI Loss:		182	RECORD		PCT. RANK		GAMES		SCHEDULE		OF SCHEDULE		RPI		RPI		RPI		RPI		
DIV. I ONLY			2-7-4		.30769		275		2-4-4		247		265		276		.41437		274		
DIV. I NON-CONF.			0-4-1		.1		310		0-1-1		127		121		282		.41105		280		
TOTALS		RPI 1-25		RPI 26-50		W-L RECORDS		RPI 51-100		RPI 101-150		RPI 150+									
2-7-4		0-1-0		0-0-0		OVERALL		0-1-0		0-0-1		2-5-3									
1-2-3		0-0-0		0-0-0		HOME		0-1-0		0-0-0		1-1-3									
1-5-1		0-1-0		0-0-0		AWAY		0-0-0		0-0-1		1-4-0									
0-0-0		0-0-0		0-0-0		NEUTRAL		0-0-0		0-0-0		0-0-0									
0-4-1		0-1-0		0-0-0		NON-CONFERENCE		0-1-0		0-0-0		0-2-1									
0-2-1		0-0-0		0-0-0		HOME		0-1-0		0-0-0		0-1-1									
0-2-0		0-1-0		0-0-		AWAY		0-0-0		0-0-0		0-1-0									
0-0-0		0-0-0		0-0-0		NEUTRAL		0-0-0		0-0-0		0-0-0									
2-3-3		0-0-0		0-0-0		CONFERENCE		0-0-0		0-0-1		2-3-2									
1-0-2		0-0-0		0-0-0		HOME		0-0-0		0-0-0		1-0-2									
1-3-1		0-0-0		0-0-0		AWAY		0-0-0		0-0-1		1-3-0									
0-0-0		0-0-0		0-0-0		NEUTRAL		0-0-0		0-0-0		0-0-0									
RPI	S	Opponent		Score		RPI	S	Opponent		Score		RPI	S	Opponent		Score					
6	A	Georgetown		0	5																

Non-Div. I Games:

Quinnipiac

Average RPI Win:	238	WON-LOST	WINNING	LAST 10	STRENGTH OF	OPP. STRENGTH	TEAM	ADJ	CONF.	ADJ CONF.	
Average RPI Loss:	198	RECORD	PCT. RANK	GAMES	SCHEDULE	OF SCHEDULE	RPI	RPI	RPI	RPI	
DIV. I ONLY	5-10-0	.33333	262	4-6-0	266	252	275	.41414	275	27	27
DIV. I NON-CONF.	3-7-0	.3	261	2-3-0	214	245	268	.41977	272	27	27
TOTALS	RPI 1-25	RPI 26-50	W-L RECORDS	RPI 51-100	RPI 101-150	RPI 150+					
5-10-0	0-0-0	0-0-0	OVERALL	1-1-0	0-1-0	4-8-0					
3-3-0	0-0-0	0-0-0	HOME	0-0-0	0-1-0	3-2-0					
2-6-0	0-0-0	0-0-0	AWAY	1-1-0	0-0-0	1-5-0					
0-1-0	0-0-0	0-0-0	NEUTRAL	0-0-0	0-0-0	0-1-0					
3-7-0	0-0-0	0-0-0	NON-CONFERENCE	1-1-0	0-1-0	2-5-0					
1-2-0	0-0-0	0-0-0	HOME	0-0-0	0-1-0	1-1-0					
2-4-0	0-0-0	0-0-	AWAY	1-1-0	0-0-0	1-3-0					
0-1-0	0-0-0	0-0-0	NEUTRAL	0-0-0	0-0-0	0-1-0					
2-3-0	0-0-0	0-0-0	CONFERENCE	0-0-0	0-0-0	2-3-0					
2-1-0	0-0-0	0-0-0	HOME	0-0-0	0-0-0	2-1-0					
0-2-0	0-0-0	0-0-0	AWAY	0-0-0	0-0-0	0-2-0					
0-0-0	0-0-0	0-0-0	NEUTRAL	0-0-0	0-0-0	0-0-0					
RPI S	Opponent	Score	RPI S	Opponent	Score	RPI S	Opponent	Score	RPI S	Opponent	Score
						70 A	Brown	0 2	140 H	Columbia	0 1
						94 A	Yale	2 1	153 A	Hartford	0 3
									155 H	Cornell	0 1
									180 A	Wagner	3 5
									221 A	Lafayette	2 3
									244 H	Central Conn. St.	2 0
									254 H	Mt. St. Mary's	2 1
									256 N	New Hampshire	0 1
									258 A	Vermont	1 2
									270 A	Bryant	0 1
									272 H	LIU Brooklyn	0 1
									291 A	Rhode Island	2 1
									307 H	UMass Lowell	5 1
LAST 10 GAMES											
			272 H	LIU Brooklyn	0 1	153 A	Hartford	0 3			
			254 H	Mt. St. Mary's	2 1	70 A	Brown	0 2			
			244 H	Central Conn. St.	2 0	94 A	Yale	2 1			
			270 A	Bryant	0 1	307 H	UMass Lowell	5 1			
			180 A	Wagner	3 5	140 H	Columbia	0 1			

Non-Div. I Games:

Sacred Heart

Average RPI Win: 280		WON-LOST RECORD		WINNING PCT. RANK		LAST 10 GAMES		STRENGTH OF SCHEDULE		OPP. STRENGTH OF SCHEDULE		TEAM RPI		ADJ RPI		CONF. RPI		ADJ CONF. RPI	
DIV. I ONLY		6-9-1		.40625 210		3-6-1		305		273		277		.41306 276		22		22	
DIV. I NON-CONF.		3-4-1		.4375 197		0-1-1		327		256		310		.36339 308		26		26	
TOTALS		RPI 1-25		RPI 26-50		W-L RECORDS		RPI 51-100		RPI 101-150		RPI 150+							
6-9-1		0-0-0		0-0-0		OVERALL		0-1-0		0-2-0		6-6-1							
5-3-0		0-0-0		0-0-0		HOME		0-1-0		0-0-0		5-2-0							
1-6-1		0-0-0		0-0-0		AWAY		0-0-0		0-2-0		1-4-1							
0-0-0		0-0-0		0-0-0		NEUTRAL		0-0-0		0-0-0		0-0-0							
3-4-1		0-0-0		0-0-0		NON-CONFERENCE		0-0-0		0-0-0		3-4-1							
3-1-0		0-0-0		0-0-0		HOME		0-0-0		0-0-0		3-1-0							
0-3-1		0-0-0		0-0-		AWAY		0-0-0		0-0-0		0-3-1							
0-0-0		0-0-0		0-0-0		NEUTRAL		0-0-0		0-0-0		0-0-0							
3-5-0		0-0-0		0-0-0		CONFERENCE		0-1-0		0-2-0		3-2-0							
2-2-0		0-0-0		0-0-0		HOME		0-1-0		0-0-0		2-1-0							
1-3-0		0-0-0		0-0-0		AWAY		0-0-0		0-2-0		1-1-0							
0-0-0		0-0-0		0-0-0		NEUTRAL		0-0-0		0-0-0		0-0-0							
RPI	S	Opponent		Score	RPI	S	Opponent		Score	RPI	S	Opponent		Score					
							74 H Radford		1 2	109	A	Liberty		0 1					
										136	A	Longwood		1 3					
										174	H	Winthrop		3 0					
										183	H	Presbyterian		1 2					
										186	A	Mercer		0 4					
										193	A	Citadel		1 2					
										225	A	Ga. Southern		0 0					
										253	A	UNC Asheville		3 0					
										255	A	Col. of Charleston		1 2					
										260	H	USC Upstate		1 2					
										287	A	Campbell		2 3					
										301	H	Jacksonville St.		4 2					
										313	H	Canisius		5 3					
										319	H	VMI		2 1					
										321	H	Francis Marion		1 0					
LAST 10 GAMES																			
							136 A Longwood		1 3			183 H Presbyterian		1 2					
							174 H Winthrop		3 0			74 H Radford		1 2					
							319 H VMI		2 1			109 A Liberty		0 1					
							287 A Campbell		2 3			260 H USC Upstate		1 2					
							253 A UNC Asheville		3 0			225 A Ga. Southern		0 0					

Non-Div. I Games:

Charleston So.

Average RPI Win: 253		WON-LOST	WINNING	LAST 10	STRENGTH OF	OPP. STRENGTH	TEAM	ADJ	CONF.	ADJ CONF.		
Average RPI Loss: 160		RECORD	PCT. RANK	GAMES	SCHEDULE	OF SCHEDULE	RPI	RPI	RPI	RPI		
DIV. I ONLY		2-9-4	.26667	292	2-5-3	208	245	274	.41285	277	16	16
DIV. I NON-CONF.		0-5-4	.22222	285	0-1-3	257	304	299	.3784	301	14	14
<hr/>												
TOTALS		RPI 1-25		RPI 26-50		W-L RECORDS		RPI 51-100		RPI 101-150		RPI 150+
2-9-4		0-0-0		0-0-0		OVERALL		0-3-0		0-1-0		2-5-4
1-4-2		0-0-0		0-0-0		HOME		0-1-0		0-0-0		1-3-2
1-4-1		0-0-0		0-0-0		AWAY		0-2-0		0-1-0		1-1-1
0-1-1		0-0-0		0-0-0		NEUTRAL		0-0-0		0-0-0		0-1-1
0-5-4		0-0-0		0-0-0		NON-CONFERENCE		0-0-0		0-1-0		0-4-4
0-2-2		0-0-0		0-0-0		HOME		0-0-0		0-0-0		0-2-2
0-2-1		0-0-0		0-0-		AWAY		0-0-0		0-1-0		0-1-1
0-1-1		0-0-0		0-0-0		NEUTRAL		0-0-0		0-0-0		0-1-1
2-4-0		0-0-0		0-0-0		CONFERENCE		0-3-0		0-0-0		2-1-0
1-2-0		0-0-0		0-0-0		HOME		0-1-0		0-0-0		1-1-0
1-2-0		0-0-0		0-0-0		AWAY		0-2-0		0-0-0		1-0-0
0-0-0		0-0-0		0-0-0		NEUTRAL		0-0-0		0-0-0		0-0-0
RPI	S	Opponent	Score	RPI	S	Opponent	Score	RPI	S	Opponent	Score	
						59 H Navy	0 2	147 A Fairfield		1 2		
						60 A Boston U.	0 3	153 N Hartford		0 0		
						96 A Colgate	0 1	156 N Maine		0 1		
								180 A Wagner		0 2		
								182 H American		0 1		
								221 H Lafayette		3 1		
								256 H New Hampshire		0 0		
								270 H Bryant		0 1		
								274 A Quinnipiac		0 0		
								285 A Loyola Maryland		1 0		
								289 H Manhattan		0 1		
								307 H UMass Lowell		0 0		
<hr/>												
LAST 10 GAMES												
						59 H Navy	0 2	182 H American		0 1		
						307 H UMass Lowell	0 0	256 H New Hampshire		0 0		
						96 A Colgate	0 1	285 A Loyola Maryland		1 0		
						221 H Lafayette	3 1	147 A Fairfield		1 2		
						60 A Boston U.	0 3	153 N Hartford		0 0		

Non-Div. I Games:

Holy Cross

Average RPI Win: 245		WON-LOST	WINNING	LAST 10	STRENGTH OF		OPP. STRENGTH	TEAM	ADJ		CONF.	ADJ CONF.			
Average RPI Loss: 209		RECORD	PCT. RANK	GAMES	SCHEDULE		OF SCHEDULE	RPI	RPI		RPI	RPI			
DIV. I ONLY		4-10-2	.3125	268	2-6-2		258	294	279	.41234	278	30	30		
DIV. I NON-CONF.		3-4-1	.4375	197	1-0-1		144	254	187	.47899	187	29	29		
<hr/>															
TOTALS		RPI 1-25		RPI 26-50		W-L RECORDS		RPI 51-100		RPI 101-150		RPI 150+			
4-10-2		0-0-0		0-1-0		OVERALL		0-1-0		0-1-1		4-7-1			
2-4-0		0-0-0		0-1-0		HOME		0-0-0		0-0-0		2-3-0			
1-5-2		0-0-0		0-0-0		AWAY		0-1-0		0-0-1		1-4-1			
1-1-0		0-0-0		0-0-0		NEUTRAL		0-0-0		0-1-0		1-0-0			
3-4-1		0-0-0		0-1-0		NON-CONFERENCE		0-0-0		0-1-1		3-2-0			
1-3-0		0-0-0		0-1-0		HOME		0-0-0		0-0-0		1-2-0			
1-0-1		0-0-0		0-0-		AWAY		0-0-0		0-0-1		1-0-0			
1-1-0		0-0-0		0-0-0		NEUTRAL		0-0-0		0-1-0		1-0-0			
1-6-1		0-0-0		0-0-0		CONFERENCE		0-1-0		0-0-0		1-5-1			
1-1-0		0-0-0		0-0-0		HOME		0-0-0		0-0-0		1-1-0			
0-5-1		0-0-0		0-0-0		AWAY		0-1-0		0-0-0		0-4-1			
0-0-0		0-0-0		0-0-0		NEUTRAL		0-0-0		0-0-0		0-0-0			
RPI	S	Opponent	Score	RPI	S	Opponent	Score	RPI	S	Opponent	Score	RPI	S	Opponent	Score
				42	H	Stephen F. Austin	0 2	73	A	Seattle	0 3	113	N	Portland St.	0 7
												146	A	Northern Colo.	0 0
												208	A	UMKC	0 3
												208	H	UMKC	2 1
												211	H	New Mexico	0 1
												228	A	Wyoming	1 0
												236	H	UC Riverside	1 2
												238	A	Utah Valley	2 2
												271	H	Neb. Omaha	3 1
												272	N	LIU Brooklyn	1 0
												280	A	Bakersfield	1 2
												305	A	Grand Canyon	0 1
												305	H	Grand Canyon	1 2
												317	A	Idaho	2 3
<hr/>															
LAST 10 GAMES															
				305	A	Grand Canyon	0 1	317	A	Idaho	2 3				
				238	A	Utah Valley	2 2	208	H	UMKC	2 1				
				280	A	Bakersfield	1 2	208	A	UMKC	0 3				
				305	H	Grand Canyon	1 2	228	A	Wyoming	1 0				
				73	A	Seattle	0 3	146	A	Northern Colo.	0 0				

Non-Div. I Games:

New Mexico St.

Average RPI Win: 281		WON-LOST RECORD	WINNING PCT. RANK		LAST 10 GAMES	STRENGTH OF SCHEDULE	OPP. STRENGTH OF SCHEDULE	TEAM RPI	ADJ RPI		CONF. RPI	ADJ CONF. RPI
Average RPI Loss: 179												
DIV. I ONLY		4-12-0	.25	294	1-9-0	197	292	278	.41128	279	20	20
DIV. I NON-CONF.		3-6-0	.33333	245	0-3-0	216	289	264	.4231	263	23	23
<hr/>												
TOTALS		RPI 1-25		RPI 26-50		W-L RECORDS		RPI 51-100		RPI 101-150		RPI 150+
4-12-0		0-0-0		0-1-0		OVERALL		0-0-0		0-2-0		4-9-0
3-7-0		0-0-0		0-0-0		HOME		0-0-0		0-2-0		3-5-0
1-5-0		0-0-0		0-1-0		AWAY		0-0-0		0-0-0		1-4-0
0-0-0		0-0-0		0-0-0		NEUTRAL		0-0-0		0-0-0		0-0-0
3-6-0		0-0-0		0-1-0		NON-CONFERENCE		0-0-0		0-1-0		3-4-0
3-3-0		0-0-0		0-0-0		HOME		0-0-0		0-1-0		3-2-0
0-3-0		0-0-0		0-0-		AWAY		0-0-0		0-0-0		0-2-0
0-0-0		0-0-0		0-0-0		NEUTRAL		0-0-0		0-0-0		0-0-0
1-6-0		0-0-0		0-0-0		CONFERENCE		0-0-0		0-1-0		1-5-0
0-4-0		0-0-0		0-0-0		HOME		0-0-0		0-1-0		0-3-0
1-2-0		0-0-0		0-0-0		AWAY		0-0-0		0-0-0		1-2-0
0-0-0		0-0-0		0-0-0		NEUTRAL		0-0-0		0-0-0		0-0-0
RPI	S	Opponent	Score	RPI	S	Opponent	Score	RPI	S	Opponent	Score	
				27	A	Ole Miss	0 3			111	H Western Ky.	0 1
										134	H UAB	1 3
										160	A La.-Lafayette	1 2
										167	A Austin Peay	0 3
										168	H South Ala.	0 1
										179	H Louisiana Tech	0 2
										202	A Arkansas St.	1 2
										208	H UMKC	1 3
										223	H Missouri St.	1 0
										242	H Georgia St.	1 3
										250	H Troy	0 1
										268	A La.-Monroe	1 0
										300	A Murray St.	0 1
										306	H Southern U.	6 1
										326	H Ark.-Pine Bluff	4 0
<hr/>												
LAST 10 GAMES												
				111	H Western Ky.	0 1	168	H South Ala.	0 1			
				242	H Georgia St.	1 3	202	A Arkansas St.	1 2			
				268	A La.-Monroe	1 0	27	A Ole Miss	0 3			
				160	A La.-Lafayette	1 2	134	H UAB	1 3			
				250	H Troy	0 1	179	H Louisiana Tech	0 2			

Non-Div. I Games:

UALR

Average RPI Win: 285		WON-LOST	WINNING	LAST 10	STRENGTH OF		OPP. STRENGTH	TEAM	ADJ	CONF.	ADJ CONF.				
Average RPI Loss: 170		RECORD	PCT. RANK	GAMES	SCHEDULE		OF SCHEDULE	RPI	RPI	RPI	RPI				
DIV. I ONLY		4-11-1	.28125	285	3-6-1		229	300	281	.40981	280	30	30		
DIV. I NON-CONF.		1-6-0	.14286	303	0-1-0		160	260	293	.39746	292	29	29		
<hr/>															
TOTALS		RPI 1-25		RPI 26-50		W-L RECORDS		RPI 51-100		RPI 101-150		RPI 150+			
4-11-1		0-0-0		0-0-0		OVERALL		0-2-0		0-4-0		4-5-1			
3-7-0		0-0-0		0-0-0		HOME		0-1-0		0-2-0		3-4-0			
1-4-1		0-0-0		0-0-0		AWAY		0-1-0		0-2-0		1-1-1			
0-0-0		0-0-0		0-0-0		NEUTRAL		0-0-0		0-0-0		0-0-0			
1-6-0		0-0-0		0-0-0		NON-CONFERENCE		0-0-0		0-4-0		1-2-0			
1-4-0		0-0-0		0-0-0		HOME		0-0-0		0-2-0		1-2-0			
0-2-0		0-0-0		0-0-		AWAY		0-0-0		0-2-0		0-0-0			
0-0-0		0-0-0		0-0-0		NEUTRAL		0-0-0		0-0-0		0-0-0			
3-5-1		0-0-0		0-0-0		CONFERENCE		0-2-0		0-0-0		3-3-1			
2-3-0		0-0-0		0-0-0		HOME		0-1-0		0-0-0		2-2-0			
1-2-1		0-0-0		0-0-0		AWAY		0-1-0		0-0-0		1-1-1			
0-0-0		0-0-0		0-0-0		NEUTRAL		0-0-0		0-0-0		0-0-0			
RPI	S	Opponent	Score	RPI	S	Opponent	Score	RPI	S	Opponent	Score	RPI	S	Opponent	Score

Non-Div. I Games:

Bakersfield

Average RPI Win:	273	WON-LOST RECORD	WINNING PCT. RANK	LAST 10 GAMES	STRENGTH OF SCHEDULE	OPP. STRENGTH OF SCHEDULE	TEAM RPI	ADJ RPI	CONF. RPI	ADJ CONF. RPI			
DIV. I ONLY		3-9-3	.3	277	2-3-2	254	275	280	.40957	281	19	19	
DIV. I NON-CONF.		1-5-1	.21429	289	0-0-0	240	307	298	.384	297	20	19	
<hr/>													
TOTALS	RPI 1-25	RPI 26-50		W-L RECORDS		RPI 51-100		RPI 101-150		RPI 150+			
3-9-3	0-0-0	0-0-0		OVERALL		0-1-0		0-2-0		3-6-3			
3-0-1	0-0-0	0-0-0		HOME		0-0-0		0-0-0		3-0-1			
0-8-2	0-0-0	0-0-0		AWAY		0-1-0		0-2-0		0-5-2			
0-1-0	0-0-0	0-0-0		NEUTRAL		0-0-0		0-0-0		0-1-0			
1-5-1	0-0-0	0-0-0		NON-CONFERENCE		0-1-0		0-0-0		1-4-1			
1-0-1	0-0-0	0-0-0		HOME		0-0-0		0-0-0		1-0-1			
0-4-0	0-0-0	0-0-		AWAY		0-1-0		0-0-0		0-3-0			
0-1-0	0-0-0	0-0-0		NEUTRAL		0-0-0		0-0-0		0-1-0			
2-4-2	0-0-0	0-0-0		CONFERENCE		0-0-0		0-2-0		2-2-2			
2-0-0	0-0-0	0-0-0		HOME		0-0-0		0-0-0		2-0-0			
0-4-2	0-0-0	0-0-0		AWAY		0-0-0		0-2-0		0-2-2			
0-0-0	0-0-0	0-0-0		NEUTRAL		0-0-0		0-0-0		0-0-0			
RPI	S	Opponent	Score	RPI	S	Opponent	Score	RPI	S	Opponent	Score		
						79 A	Purdue	1	4	101 A	Eastern Mich.	1	4
										133 A	Miami (OH)	0	2
										154 A	Central Mich.	0	3
										164 A	Western Mich.	2	4
										181 A	Ball St.	2	2
										190 A	Loyola Chicago	0	1
										194 A	South Dakota St.	1	2
										246 A	Green Bay	0	1
										259 H	Buffalo	2	1
										262 H	Western Ill.	1	1
										264 H	Akron	2	0
										286 N	South Dakota	1	3
										296 H	Eastern Ill.	3	0
										316 A	Bowling Green	0	0
<hr/>													
LAST 10 GAMES													
						264 H	Akron	2	0	259 H	Buffalo	2	1
						181 A	Ball St.	2	2	164 A	Western Mich.	2	4
						133 A	Miami (OH)	0	2	101 A	Eastern Mich.	1	4
						154 A	Central Mich.	0	3	190 A	Loyola Chicago	0	1
						316 A	Bowling Green	0	0	262 H	Western Ill.	1	1

Non-Div. I Games: Lewis 2 1

Northern Ill.

Average RPI Win:	195	WON-LOST RECORD	WINNING PCT. RANK	LAST 10 GAMES	STRENGTH OF SCHEDULE	OPP. STRENGTH OF SCHEDULE	TEAM RPI	ADJ RPI	CONF. RPI	ADJ CONF. RPI							
Average RPI Loss:	144																
DIV. I ONLY	3-9-4	.3125	268	2-5-3	296	118	282	.40804	282	12	12						
DIV. I NON-CONF.	2-6-1	.27778	270	1-2-0	309	119	301	.38009	299	12	12						
<hr/>																	
TOTALS	RPI 1-25	RPI 26-50		W-L RECORDS	RPI 51-100		RPI 101-150		RPI 150+								
3-9-4	0-0-0	0-0-0		OVERALL	0-5-1		2-0-0		1-4-3								
0-6-1	0-0-0	0-0-0		HOME	0-4-0		0-0-0		0-2-1								
1-2-2	0-0-0	0-0-0		AWAY	0-1-1		1-0-0		0-1-1								
2-1-1	0-0-0	0-0-0		NEUTRAL	0-0-0		1-0-0		1-1-1								
<hr/>																	
2-6-1	0-0-0	0-0-0		NON-CONFERENCE	0-4-0		1-0-0		1-2-1								
0-4-0	0-0-0	0-0-0		HOME	0-3-0		0-0-0		0-1-0								
0-1-0	0-0-0	0-0-		AWAY	0-1-0		0-0-0		0-0-0								
2-1-1	0-0-0	0-0-0		NEUTRAL	0-0-0		1-0-0		1-1-1								
<hr/>																	
1-3-3	0-0-0	0-0-0		CONFERENCE	0-1-1		1-0-0		0-2-2								
0-2-1	0-0-0	0-0-0		HOME	0-1-0		0-0-0		0-1-1								
1-1-2	0-0-0	0-0-0		AWAY	0-0-1		1-0-0		0-1-1								
0-0-0	0-0-0	0-0-0		NEUTRAL	0-0-0		0-0-0		0-0-0								
<hr/>																	
RPI S	Opponent	Score	RPI S	Opponent	Score	RPI S	Opponent	Score	RPI S	Opponent	Score						
						71 H	Memphis	0 4	120 A	Marshall	2 1						
						77 H	Miami (FL)	1 2	140 N	Columbia	2 1						
						83 H	Arizona	0 1	166 H	Middle Tenn.	0 1						
						86 A	Tulsa	0 0	191 A	East Carolina	0 1						
						92 H	UTEP	1 2	199 N	Davidson	0 0						
						98 A	Southern California	0 2	205 A	UTSA	0 0						
									213 N	Mississippi St.	1 3						
									257 H	Old Dominion	0 0						
									308 H	Albany (NY)	0 2						
									326 N	Ark.-Pine Bluff	10 0						
						<hr/>											
									LAST 10 GAMES								
			191 A	East Carolina	0 1	86 A	Tulsa	0 0									
			120 A	Marshall	2 1	205 A	UTSA	0 0									
			257 H	Old Dominion	0 0	71 H	Memphis	0 4									
			92 H	UTEP	1 2	98 A	Southern California	0 2									
			166 H	Middle Tenn.	0 1	140 N	Columbia	2 1									

Non-Div. I Games:

Fla. Atlantic

Howard

Howard

Howard

Average RPI Win: 285		WON-LOST RECORD		WINNING PCT. RANK		LAST 10 GAMES		STRENGTH OF SCHEDULE		OPP. STRENGTH OF SCHEDULE		TEAM RPI		ADJ RPI		CONF. RPI		ADJ CONF. RPI	
DIV. I ONLY		4-10-2		.3125 268		1-8-1		277		241		284		.40598 284		18		18	
DIV. I NON-CONF.		4-4-1		.5 148		1-2-0		308		262		263		.42204 267		19		18	
TOTALS		RPI 1-25		RPI 26-50		W-L RECORDS		RPI 51-100		RPI 101-150		RPI 150+							
4-10-2		0-0-0		0-0-0		OVERALL		0-2-0		0-2-0		4-6-2							
3-2-2		0-0-0		0-0-0		HOME		0-1-0		0-0-0		3-1-2							
1-8-0		0-0-0		0-0-0		AWAY		0-1-0		0-2-0		1-5-0							
0-0-0		0-0-0		0-0-0		NEUTRAL		0-0-0		0-0-0		0-0-0							
4-4-1		0-0-0		0-0-0		NON-CONFERENCE		0-1-0		0-1-0		4-2-1							
3-0-1		0-0-0		0-0-0		HOME		0-0-0		0-0-0		3-0-1							
1-4-0		0-0-0		0-0-		AWAY		0-1-0		0-1-0		1-2-0							
0-0-0		0-0-0		0-0-0		NEUTRAL		0-0-0		0-0-0		0-0-0							
0-6-1		0-0-0		0-0-0		CONFERENCE		0-1-0		0-1-0		0-4-1							
0-2-1		0-0-0		0-0-0		HOME		0-1-0		0-0-0		0-1-1							
0-4-0		0-0-0		0-0-0		AWAY		0-0-0		0-1-0		0-3-0							
0-0-0		0-0-0		0-0-0		NEUTRAL		0-0-0		0-0-0		0-0-0							
RPI	S	Opponent		Score	RPI	S	Opponent		Score	RPI	S	Opponent		Score					
							66	A	Butler	0	3	123	A	Xavier	0	1			
							78	H	FGCU	0	2	129	A	Jacksonville	2	3			
												152	A	Oakland	1	2			
												162	A	Kennesaw St.	0	2			
												186	A	Mercer	1	3			
												197	H	Lipscomb	0	0			
												203	A	Morehead St.	2	1			
												224	H	Stetson	1	2			
												229	A	North Florida	0	3			
												293	A	Robert Morris	0	1			
												300	H	Murray St.	0	0			
												310	H	Youngstown St.	3	2			
												312	H	Tennessee Tech	1	0			
												313	H	Canisius	6	1			
LAST 10 GAMES																			
							197	H	Lipscomb	0	0	162	A	Kennesaw St.	0	2			
							129	A	Jacksonville	2	3	186	A	Mercer	1	3			
							229	A	North Florida	0	3	123	A	Xavier	0	1			
							224	H	Stetson	1	2	310	H	Youngstown St.	3	2			
							78	H	FGCU	0	2	152	A	Oakland	1	2			

Non-Div. I Games:

Northern Ky.

Average RPI Win:	220	WON-LOST	WINNING	LAST 10	STRENGTH OF	OPP. STRENGTH	TEAM	ADJ	CONF.	ADJ CONF.	
Average RPI Loss:	162	RECORD	PCT. RANK	GAMES	SCHEDULE	OF SCHEDULE	RPI	RPI	RPI	RPI	
DIV. I ONLY	1-10-3	.17857	311	0-8-2	179	189	286	.40583	285	16	16
DIV. I NON-CONF.	1-5-2	.25	276	0-3-1	135	215	246	.43961	245	14	14
TOTALS	RPI 1-25	RPI 26-50	W-L RECORDS		RPI 51-100	RPI 101-150		RPI 150+			
1-10-3	0-0-0	0-0-0	OVERALL		0-4-0	0-0-0		1-6-3			
0-3-2	0-0-0	0-0-0	HOME		0-0-0	0-0-0		0-3-2			
1-7-1	0-0-0	0-0-0	AWAY		0-4-0	0-0-0		1-3-1			
0-0-0	0-0-0	0-0-0	NEUTRAL		0-0-0	0-0-0		0-0-0			
1-5-2	0-0-0	0-0-0	NON-CONFERENCE		0-2-0	0-0-0		1-3-2			
0-2-1	0-0-0	0-0-0	HOME		0-0-0	0-0-0		0-2-1			
1-3-1	0-0-0	0-0-	AWAY		0-2-0	0-0-0		1-1-1			
0-0-0	0-0-0	0-0-0	NEUTRAL		0-0-0	0-0-0		0-0-0			
0-5-1	0-0-0	0-0-0	CONFERENCE		0-2-0	0-0-0		0-3-1			
0-1-1	0-0-0	0-0-0	HOME		0-0-0	0-0-0		0-1-1			
0-4-0	0-0-0	0-0-0	AWAY		0-2-0	0-0-0		0-2-0			
0-0-0	0-0-0	0-0-0	NEUTRAL		0-0-0	0-0-0		0-0-0			
RPI S	Opponent	Score	RPI S	Opponent	Score	RPI S	Opponent	Score	RPI S	Opponent	Score
						60 A	Boston U.	0 1	157 A	Saint Joseph's	0 1
						62 A	La Salle	0 4	192 A	George Washington	1 1
						76 A	Delaware	1 2	200 H	UMBC	1 1
						96 A	Colgate	0 3	207 H	George Mason	0 1
									217 H	Temple	0 1
									220 A	Towson	2 1
									222 H	Army	1 1
									231 A	Lehigh	1 2
									234 A	Bucknell	1 2
									277 H	Holy Cross	0 1
LAST 10 GAMES											
						60 A	Boston U.	0 1	192 A	George Washington	1 1
						231 A	Lehigh	1 2	277 H	Holy Cross	0 1
						222 H	Army	1 1	207 H	George Mason	0 1
						234 A	Bucknell	1 2	62 A	La Salle	0 4
						96 A	Colgate	0 3	157 A	Saint Joseph's	0 1

Non-Div. I Games:

Loyola Maryland

Average RPI Win: 275		WON-LOST	WINNING	LAST 10	STRENGTH OF	OPP. STRENGTH	TEAM	ADJ	CONF.	ADJ CONF.							
Average RPI Loss: 181		RECORD	PCT. RANK	GAMES	SCHEDULE	OF SCHEDULE	RPI	RPI	RPI	RPI							
DIV. I ONLY		3-7-3	.34615	251	1-5-0		293	253	285	.40453	286	24	24				
DIV. I NON-CONF.		3-3-3	.5	148	1-1-0		319	228	276	.41217	278	25	24				

TOTALS		RPI 1-25		RPI 26-50		W-L RECORDS		RPI 51-100		RPI 101-150		RPI 150+					
3-7-3		0-1-0		0-0-0		OVERALL		0-0-0		0-2-0		3-4-3					
1-3-1		0-1-0		0-0-0		HOME		0-0-0		0-1-0		1-1-1					
1-4-1		0-0-0		0-0-0		AWAY		0-0-0		0-1-0		1-3-1					
1-0-1		0-0-0		0-0-0		NEUTRAL		0-0-0		0-0-0		1-0-1					
3-3-3		0-0-0		0-0-0		NON-CONFERENCE		0-0-0		0-2-0		3-1-3					
1-2-1		0-0-0		0-0-0		HOME		0-0-0		0-1-0		1-1-1					
1-1-1		0-0-0		0-0-		AWAY		0-0-0		0-1-0		1-0-1					
1-0-1		0-0-0		0-0-0		NEUTRAL		0-0-0		0-0-0		1-0-1					
0-4-0		0-1-0		0-0-0		CONFERENCE		0-0-0		0-0-0		0-3-0					
0-1-0		0-1-0		0-0-0		HOME		0-0-0		0-0-0		0-0-0					
0-3-0		0-0-0		0-0-0		AWAY		0-0-0		0-0-0		0-3-0					
0-0-0		0-0-0		0-0-0		NEUTRAL		0-0-0		0-0-0		0-0-0					
RPI	S	Opponent		Score		RPI	S	Opponent		Score		RPI	S	Opponent		Score	
18	H	Denver		0 4								107	A	Creighton		0 4	
												119	H	Iowa St.		1 3	
												190	H	Loyola Chicago		1 1	
												194	A	South Dakota St.		0 1	
												228	A	Wyoming		2 1	
												263	N	Nevada		0 0	
												269	A	North Dakota St.		0 1	
												271	A	Neb. Omaha		0 2	
												281	N	Northern Ill.		3 1	
												290	H	Drake		2 3	
												309	A	North Dakota		2 2	
												315	H	UNI		3 0	
LAST 10 GAMES																	
	18	H	Denver	0	4		315	H	UNI	3	0						
	269	A	North Dakota St.	0	1		309	A	North Dakota	2	2						
	194	A	South Dakota St.	0	1		107	A	Creighton	0	4						
	271	A	Neb. Omaha	0	2		263	N	Nevada	0	0						
	290	H	Drake	2	3		281	N	Northern Ill.	3	1						

Non-Div. I Games: St. Mary (NE) 4 1 UC-Colo. Springs 3 0

South Dakota

Average RPI Win:	305	WON-LOST	WINNING	LAST 10	STRENGTH OF	OPP. STRENGTH	TEAM	ADJ	CONF.	ADJ CONF.								
Average RPI Loss:	161	RECORD	PCT. RANK	GAMES	SCHEDULE	OF SCHEDULE	RPI	RPI	RPI	RPI								
DIV. I ONLY		4-10-0	.28571	282	1-9-0	270	254	291	.40382	287	22	22						
DIV. I NON-CONF.		3-3-0	.5	148	0-2-0	325	202	287	.40694	286	26	26						
<hr/>																		
TOTALS	RPI 1-25	RPI 26-50		W-L RECORDS		RPI 51-100		RPI 101-150		RPI 150+								
4-10-0	0-0-0	0-0-0		OVERALL		0-2-0		0-2-0		4-6-0								
2-3-0	0-0-0	0-0-0		HOME		0-1-0		0-0-0		2-2-0								
1-6-0	0-0-0	0-0-0		AWAY		0-1-0		0-2-0		1-3-0								
1-1-0	0-0-0	0-0-0		NEUTRAL		0-0-0		0-0-0		1-1-0								
<hr/>																		
3-3-0	0-0-0	0-0-0		NON-CONFERENCE		0-1-0		0-1-0		3-1-0								
1-0-0	0-0-0	0-0-0		HOME		0-0-0		0-0-0		1-0-0								
1-2-0	0-0-0	0-0-		AWAY		0-1-0		0-1-0		1-0-0								
1-1-0	0-0-0	0-0-0		NEUTRAL		0-0-0		0-0-0		1-1-0								
<hr/>																		
1-7-0	0-0-0	0-0-0		CONFERENCE		0-1-0		0-1-0		1-5-0								
1-3-0	0-0-0	0-0-0		HOME		0-1-0		0-0-0		1-2-0								
0-4-0	0-0-0	0-0-0		AWAY		0-0-0		0-1-0		0-3-0								
0-0-0	0-0-0	0-0-0		NEUTRAL		0-0-0		0-0-0		0-0-0								
<hr/>																		
RPI S	Opponent	Score	RPI S	Opponent	Score	RPI S	Opponent	Score	RPI S	Opponent	Score							
						72 A	VCU	0	4	109 A	Liberty	0	7					
						74 H	Radford	0	2	120 A	Marshall	0	3					
										151 N	Richmond	0	2					
										171 H	Coastal Caro.	1	4					
										174 A	Winthrop	1	3					
										183 A	Presbyterian	1	2					
										253 A	UNC Asheville	0	1					
										276 H	Charleston So.	3	2					
										298 A	A&M-Corpus Christi	2	1					
										304 H	Gardner-Webb	0	1					
										321 H	Francis Marion	3	2					
										324 N	Texas Southern	4	3					
						<hr/>												
									LAST 10 GAMES									
									174 A Winthrop			1	3	74 H Radford	0	2		
			171 H Coastal Caro.			1	4	109 A Liberty	0	7								
			183 A Presbyterian			1	2	253 A UNC Asheville	0	1								
			276 H Charleston So.			3	2	72 A VCU	0	4								
			304 H Gardner-Webb			0	1	151 N Richmond	0	2								

Non-Div. I Games:	Mount Olive	6	0
--------------------------	--------------------	----------	----------

Campbell

Average RPI Win:	300	WON-LOST	WINNING	LAST 10	STRENGTH OF	OPP. STRENGTH	TEAM	ADJ	CONF.	ADJ CONF.					
Average RPI Loss:	131	RECORD	PCT. RANK	GAMES	SCHEDULE	OF SCHEDULE	RPI	RPI	RPI	RPI					
DIV. I ONLY		2-9-2	.23077	300	2-7-1	250	178	292	.40307	288	23	23			
DIV. I NON-CONF.		1-6-1	.1875	294	1-4-0	150	168	267	.42302	264	17	17			
<hr/>															
TOTALS	RPI 1-25	RPI 26-50		W-L RECORDS		RPI 51-100		RPI 101-150		RPI 150+					
2-9-2	0-1-0	0-0-0		OVERALL		0-1-0		0-4-0		2-3-2					
1-6-1	0-0-0	0-0-0		HOME		0-1-0		0-2-0		1-3-1					
1-2-1	0-1-0	0-0-0		AWAY		0-0-0		0-1-0		1-0-1					
0-1-0	0-0-0	0-0-0		NEUTRAL		0-0-0		0-1-0		0-0-0					
<hr/>															
1-6-1	0-1-0	0-0-0		NON-CONFERENCE		0-1-0		0-3-0		1-1-1					
1-3-0	0-0-0	0-0-0		HOME		0-1-0		0-1-0		1-1-0					
0-2-1	0-1-0	0-0-		AWAY		0-0-0		0-1-0		0-0-1					
0-1-0	0-0-0	0-0-0		NEUTRAL		0-0-0		0-1-0		0-0-0					
<hr/>															
1-3-1	0-0-0	0-0-0		CONFERENCE		0-0-0		0-1-0		1-2-1					
0-3-1	0-0-0	0-0-0		HOME		0-0-0		0-1-0		0-2-1					
1-0-0	0-0-0	0-0-0		AWAY		0-0-0		0-0-0		1-0-0					
0-0-0	0-0-0	0-0-0		NEUTRAL		0-0-0		0-0-0		0-0-0					
<hr/>															
RPI S	Opponent	Score		RPI S	Opponent	Score		RPI S	Opponent	Score					
25 A	Colorado	0	2					55 H	Texas	1	3				
								121 N	TCU	1	2				
								130 H	San Diego St.	0	2				
								131 H	Drexel	0	1				
								146 A	Northern Colo.	0	1				
								176 H	Fresno St.	1	2				
								181 H	Ball St.	0	1				
								211 H	New Mexico	0	1				
								261 A	Montana	1	1				
								295 A	Colorado St.	2	1				
								299 H	San Jose St.	0	0				
								305 H	Grand Canyon	1	0				
				LAST 10 GAMES											
								176 H	Fresno St.	1	2	131 H	Drexel	0	1
								299 H	San Jose St.	0	0	181 H	Ball St.	0	1
								211 H	New Mexico	0	1	55 H	Texas	1	3
								130 H	San Diego St.	0	2	305 H	Grand Canyon	1	0
								295 A	Colorado St.	2	1	146 A	Northern Colo.	0	1

Non-Div. I Games:

Air Force

Average RPI Win: 293		WON-LOST RECORD		WINNING PCT. RANK		LAST 10 GAMES		STRENGTH OF SCHEDULE		OPP. STRENGTH OF SCHEDULE		TEAM RPI		ADJ RPI		CONF. RPI		ADJ CONF. RPI	
DIV. I ONLY		5-10-1		.34375 252		3-6-1		289		299		287		.4029 289		29		29	
DIV. I NON-CONF.		3-5-0		.375 229		1-1-0		298		276		292		.39887 291		30		30	
TOTALS		RPI 1-25		RPI 26-50		W-L RECORDS		RPI 51-100		RPI 101-150		RPI 150+							
5-10-1		0-0-0		0-1-0		OVERALL		0-0-0		0-2-0		5-7-1							
4-3-1		0-0-0		0-0-0		HOME		0-0-0		0-1-0		4-2-1							
1-7-0		0-0-0		0-1-0		AWAY		0-0-0		0-1-0		1-5-0							
0-0-0		0-0-0		0-0-0		NEUTRAL		0-0-0		0-0-0		0-0-0							
3-5-0		0-0-0		0-0-0		NON-CONFERENCE		0-0-0		0-1-0		3-4-0							
2-2-0		0-0-0		0-0-0		HOME		0-0-0		0-1-0		2-1-0							
1-3-0		0-0-0		0-0-		AWAY		0-0-0		0-0-0		1-3-0							
0-0-0		0-0-0		0-0-0		NEUTRAL		0-0-0		0-0-0		0-0-0							
2-5-1		0-0-0		0-1-0		CONFERENCE		0-0-0		0-1-0		2-3-1							
2-1-1		0-0-0		0-0-0		HOME		0-0-0		0-0-0		2-1-1							
0-4-0		0-0-0		0-1-0		AWAY		0-0-0		0-1-0		0-2-0							
0-0-0		0-0-0		0-0-0		NEUTRAL		0-0-0		0-0-0		0-0-0							
RPI	S	Opponent		Score	RPI	S	Opponent		Score	RPI	S	Opponent		Score					
					44	A	Monmouth		0 6										
										140	H	Columbia		2 3					
										147	A	Fairfield		0 2					
										180	A	Wagner		1 2					
										195	H	Binghamton		0 1					
										221	A	Lafayette		1 2					
										230	H	Fordham		2 1					
										233	A	Marist		0 1					
										235	H	Iona		1 1					
										247	H	Rider		1 2					
										277	A	Holy Cross		1 0					
										291	A	Rhode Island		1 3					
										292	A	Niagara		1 2					
										313	H	Canisius		2 1					
										320	H	Saint Peter's		7 2					
										323	H	Delaware St.		2 0					
LAST 10 GAMES																			
					247	H	Rider		1 2		292	A	Niagara		1 2				
					320	H	Saint Peter's		7 2		235	H	Iona		1 1				
					147	A	Fairfield		0 2		233	A	Marist		0 1				
					313	H	Canisius		2 1		323	H	Delaware St.		2 0				
					44	A	Monmouth		0 6		180	A	Wagner		1 2				

Non-Div. I Games:

Manhattan

Average RPI Win: 291		WON-LOST RECORD	WINNING PCT. RANK	LAST 10 GAMES	STRENGTH OF SCHEDULE	OPP. STRENGTH OF SCHEDULE	TEAM RPI	ADJ RPI	CONF. RPI	ADJ CONF. RPI				
DIV. I ONLY		2-9-4	.26667	292	2-5-3	236	310	288	.40242	290	25	25		
DIV. I NON-CONF.		2-7-3	.29167	262	2-3-2	184	309	271	.42004	271	22	22		
<hr/>														
TOTALS		RPI 1-25		RPI 26-50		W-L RECORDS		RPI 51-100		RPI 101-150		RPI 150+		
2-9-4		0-0-0		0-0-0		OVERALL		0-1-0		0-0-1		2-8-3		
0-7-2		0-0-0		0-0-0		HOME		0-1-0		0-0-1		0-6-1		
2-2-2		0-0-0		0-0-0		AWAY		0-0-0		0-0-0		2-2-2		
0-0-0		0-0-0		0-0-0		NEUTRAL		0-0-0		0-0-0		0-0-0		
2-7-3		0-0-0		0-0-0		NON-CONFERENCE		0-1-0		0-0-1		2-6-2		
0-6-2		0-0-0		0-0-0		HOME		0-1-0		0-0-1		0-5-1		
2-1-1		0-0-0		0-0-		AWAY		0-0-0		0-0-0		2-1-1		
0-0-0		0-0-0		0-0-0		NEUTRAL		0-0-0		0-0-0		0-0-0		
0-2-1		0-0-0		0-0-0		CONFERENCE		0-0-0		0-0-0		0-2-1		
0-1-0		0-0-0		0-0-0		HOME		0-0-0		0-0-0		0-1-0		
0-1-1		0-0-0		0-0-0		AWAY		0-0-0		0-0-0		0-1-1		
0-0-0		0-0-0		0-0-0		NEUTRAL		0-0-0		0-0-0		0-0-0		
RPI	S	Opponent	Score	RPI	S	Opponent	Score	RPI	S	Opponent	Score			
								61	H	Iowa	0	1		
										119	H	Iowa St.	1	1
										189	A	UC Davis	2	3
										194	H	South Dakota St.	0	1
										201	H	SIU Edwardsville	1	4
										212	H	Southeast Mo. St.	1	2
										216	A	Evansville	0	1
										223	A	Missouri St.	0	0
										228	H	Wyoming	2	5
										246	H	Green Bay	1	1
										262	H	Western Ill.	0	1
										273	A	Pacific	1	1
										286	A	South Dakota	3	2
										296	A	Eastern Ill.	3	0
										315	H	UNI	0	1
LAST 10 GAMES														
										223	A	Missouri St.	0	0
										286	A	South Dakota	3	2
										296	A	Eastern Ill.	3	0
										212	H	Southeast Mo. St.	1	2
										194	H	South Dakota St.	0	1
										246	H	Green Bay	1	1
										119	H	Iowa St.	1	1
										216	A	Evansville	0	1

Non-Div. I Games:

Drake

Average RPI Win:	271	WON-LOST RECORD	WINNING PCT. RANK	LAST 10 GAMES	STRENGTH OF SCHEDULE	OPP. STRENGTH OF SCHEDULE	TEAM RPI	ADJ RPI	CONF. RPI	ADJ CONF. RPI				
DIV. I ONLY		5-11-0	.3125	268	2-8-0	284	247	290	.40076	291	14	14		
DIV. I NON-CONF.		5-5-0	.5	148	2-2-0	293	273	253	.43326	253	13	13		
<hr/>														
TOTALS	RPI 1-25	RPI 26-50		W-L RECORDS		RPI 51-100		RPI 101-150		RPI 150+				
5-11-0	0-0-0	0-0-0		OVERALL		0-2-0		0-1-0		5-8-0				
3-5-0	0-0-0	0-0-0		HOME		0-1-0		0-1-0		3-3-0				
2-6-0	0-0-0	0-0-0		AWAY		0-1-0		0-0-0		2-5-0				
0-0-0	0-0-0	0-0-0		NEUTRAL		0-0-0		0-0-0		0-0-0				
<hr/>														
5-5-0	0-0-0	0-0-0		NON-CONFERENCE		0-1-0		0-1-0		5-3-0				
3-2-0	0-0-0	0-0-0		HOME		0-0-0		0-1-0		3-1-0				
2-3-0	0-0-0	0-0-		AWAY		0-1-0		0-0-0		2-2-0				
0-0-0	0-0-0	0-0-0		NEUTRAL		0-0-0		0-0-0		0-0-0				
<hr/>														
0-6-0	0-0-0	0-0-0		CONFERENCE		0-1-0		0-0-0		0-5-0				
0-3-0	0-0-0	0-0-0		HOME		0-1-0		0-0-0		0-2-0				
0-3-0	0-0-0	0-0-0		AWAY		0-0-0		0-0-0		0-3-0				
0-0-0	0-0-0	0-0-0		NEUTRAL		0-0-0		0-0-0		0-0-0				
<hr/>														
RPI	S	Opponent	Score	RPI	S	Opponent	Score	RPI	S	Opponent	Score			
						81	A	Harvard	0	2				
						84	H	Dayton	0	4				
										142	H	Providence	0	3
										157	A	Saint Joseph's	1	2
										192	H	George Washington	0	1
										198	A	Massachusetts	1	3
										207	H	George Mason	0	1
										222	A	Army	0	5
										230	A	Fordham	1	3
										237	A	Siena	2	1
										256	H	New Hampshire	2	0
										265	A	NJIT	3	0
										270	A	Bryant	1	3
										275	H	Sacred Heart	1	2
										289	H	Manhattan	3	1
				308	H	Albany (NY)	1	0						
<hr/>														
				LAST 10 GAMES										
				157	A	Saint Joseph's	1	2	230	A	Fordham	1	3	
				198	A	Massachusetts	1	3	308	H	Albany (NY)	1	0	
				84	H	Dayton	0	4	81	A	Harvard	0	2	
				207	H	George Mason	0	1	222	A	Army	0	5	
				192	H	George Washington	0	1	237	A	Siena	2	1	

Non-Div. I Games:

Rhode Island

Average RPI Win: 295		WON-LOST RECORD	WINNING PCT. RANK		LAST 10 GAMES	STRENGTH OF SCHEDULE	OPP. STRENGTH OF SCHEDULE	TEAM RPI	ADJ RPI	CONF. RPI	ADJ CONF. RPI		
Average RPI Loss: 187													
DIV. I ONLY		4-11-1	.28125	285	4-5-1	256	301	289	.39975	292	29	29	
DIV. I NON-CONF.		1-7-0	.125	305	1-1-0	244	271	308	.3632	309	30	30	
<hr/>													
TOTALS		RPI 1-25		RPI 26-50		W-L RECORDS		RPI 51-100		RPI 101-150		RPI 150+	
4-11-1		0-0-0		0-1-0		OVERALL		0-1-0		0-2-0		4-7-1	
2-5-0		0-0-0		0-1-0		HOME		0-0-0		0-0-0		2-4-0	
2-5-1		0-0-0		0-0-0		AWAY		0-1-0		0-1-0		2-3-1	
0-1-0		0-0-0		0-0-0		NEUTRAL		0-0-0		0-1-0		0-0-0	
1-7-0		0-0-0		0-0-0		NON-CONFERENCE		0-1-0		0-1-0		1-5-0	
0-3-0		0-0-0		0-0-0		HOME		0-0-0		0-0-0		0-3-0	
1-3-0		0-0-0		0-0-		AWAY		0-1-0		0-0-0		1-2-0	
0-1-0		0-0-0		0-0-0		NEUTRAL		0-0-0		0-1-0		0-0-0	
3-4-1		0-0-0		0-1-0		CONFERENCE		0-0-0		0-1-0		3-2-1	
2-2-0		0-0-0		0-1-0		HOME		0-0-0		0-0-0		2-1-0	
1-2-1		0-0-0		0-0-0		AWAY		0-0-0		0-1-0		1-1-1	
0-0-0		0-0-0		0-0-0		NEUTRAL		0-0-0		0-0-0		0-0-0	
RPI	S	Opponent	Score	RPI	S	Opponent	Score	RPI	S	Opponent	Score		
				44	H	Monmouth	0 1	53	A	South Fla.	0 3		
										129	N	Jacksonville	2 3
										147	A	Fairfield	0 4
										187	H	Ohio	1 2
										195	A	Binghamton	1 3
										232	H	Duquesne	0 1
										233	A	Marist	0 1
										237	H	Siena	0 1
										259	A	Buffalo	2 1
										274	A	Quinnipiac	1 1
										289	H	Manhattan	2 1
										293	A	Robert Morris	1 2
										310	H	Youngstown St.	1 2
										313	H	Canisius	1 0
										320	A	Saint Peter's	2 1
<hr/>													
LAST 10 GAMES													
				147	A	Fairfield	0 4	289	H	Manhattan	2 1		
				274	A	Quinnipiac	1 1	233	A	Marist	0 1		
				237	H	Siena	0 1	44	H	Monmouth	0 1		
				320	A	Saint Peter's	2 1	259	A	Buffalo	2 1		
				313	H	Canisius	1 0	232	H	Duquesne	0 1		

Non-Div. I Games:

Niagara

Average RPI Win: 280		WON-LOST	WINNING	LAST 10	STRENGTH OF		OPP. STRENGTH	TEAM	ADJ		CONF.	ADJ CONF.			
Average RPI Loss: 231		RECORD	PCT. RANK	GAMES	SCHEDULE		OF SCHEDULE	RPI	RPI		RPI	RPI			
DIV. I ONLY		4-7-3	.39286	228	1-3-2		316	281	296	.39509	293	27	27		
DIV. I NON-CONF.		4-5-1	.45	184	1-1-0		304	288	283	.40988	283	27	27		
<hr/>															
TOTALS		RPI 1-25		RPI 26-50		W-L RECORDS		RPI 51-100		RPI 101-150		RPI 150+			
4-7-3		0-0-0		0-0-0		OVERALL		0-0-0		0-0-0		4-7-3			
3-0-3		0-0-0		0-0-0		HOME		0-0-0		0-0-0		3-0-3			
1-7-0		0-0-0		0-0-0		AWAY		0-0-0		0-0-0		1-6-0			
0-0-0		0-0-0		0-0-0		NEUTRAL		0-0-0		0-0-0		0-0-0			
<hr/>															
4-5-1		0-0-0		0-0-0		NON-CONFERENCE		0-0-0		0-0-0		4-5-1			
3-0-1		0-0-0		0-0-0		HOME		0-0-0		0-0-0		3-0-1			
1-5-0		0-0-0		0-0-		AWAY		0-0-0		0-0-0		1-5-0			
0-0-0		0-0-0		0-0-0		NEUTRAL		0-0-0		0-0-0		0-0-0			
<hr/>															
0-2-2		0-0-0		0-0-0		CONFERENCE		0-0-0		0-0-0		0-2-2			
0-0-2		0-0-0		0-0-0		HOME		0-0-0		0-0-0		0-0-2			
0-2-0		0-0-0		0-0-0		AWAY		0-0-0		0-0-0		0-2-0			
0-0-0		0-0-0		0-0-0		NEUTRAL		0-0-0		0-0-0		0-0-0			
<hr/>															
RPI	S	Opponent	Score	RPI	S	Opponent	Score	RPI	S	Opponent	Score	RPI	S	Opponent	Score
										165 H	Pittsburgh	1		1	
										170 A	Saint Francis (PA)	1		3	
										200 A	UMBC	1		2	
										232 A	Duquesne	1		3	
										234 H	Bucknell	3		1	
										240 A	St. Bonaventure	0		2	
										244 A	Central Conn. St.	1		2	
										249 A	Cleveland St.	0		3	
										254 H	Mt. St. Mary's	0		0	
										270 H	Bryant	2		2	
										283 A	Howard	0		1	
										284 H	Northern Ky.	1		0	
										292 H	Niagara	2		1	
										310 A	Youngstown St.	1		0	
<hr/>															
LAST 10 GAMES															
		310 A	Youngstown St.	1		0				244 A	Central Conn. St.	1		2	
		232 A	Duquesne	1		3				240 A	St. Bonaventure	0		2	
		170 A	Saint Francis (PA)	1		3				249 A	Cleveland St.	0		3	
		254 H	Mt. St. Mary's	0		0				283 A	Howard	0		1	
		270 H	Bryant	2		2				200 A	UMBC	1		2	

Non-Div. I Games:

Robert Morris

Average RPI Win:	315	WON-LOST	WINNING	LAST 10	STRENGTH OF	OPP. STRENGTH	TEAM	ADJ	CONF.	ADJ CONF.								
Average RPI Loss:	239	RECORD	PCT. RANK	GAMES	SCHEDULE	OF SCHEDULE	RPI	RPI	RPI	RPI								
DIV. I ONLY		9-6-0	.6	93	6-2-0	327	321	294	.39427	294	32	32						
DIV. I NON-CONF.		3-6-0	.33333	245	0-2-0	321	290	311	.35783	312	32	32						
<hr/>																		
TOTALS	RPI 1-25	RPI 26-50		W-L RECORDS		RPI 51-100		RPI 101-150		RPI 150+								
9-6-0	0-0-0	0-0-0		OVERALL		0-0-0		0-0-0		9-6-0								
4-3-0	0-0-0	0-0-0		HOME		0-0-0		0-0-0		4-3-0								
5-3-0	0-0-0	0-0-0		AWAY		0-0-0		0-0-0		5-3-0								
0-0-0	0-0-0	0-0-0		NEUTRAL		0-0-0		0-0-0		0-0-0								
<hr/>																		
3-6-0	0-0-0	0-0-0		NON-CONFERENCE		0-0-0		0-0-0		3-6-0								
2-3-0	0-0-0	0-0-0		HOME		0-0-0		0-0-0		2-3-0								
1-3-0	0-0-0	0-0-		AWAY		0-0-0		0-0-0		1-3-0								
0-0-0	0-0-0	0-0-0		NEUTRAL		0-0-0		0-0-0		0-0-0								
<hr/>																		
6-0-0	0-0-0	0-0-0		CONFERENCE		0-0-0		0-0-0		6-0-0								
2-0-0	0-0-0	0-0-0		HOME		0-0-0		0-0-0		2-0-0								
4-0-0	0-0-0	0-0-0		AWAY		0-0-0		0-0-0		4-0-0								
0-0-0	0-0-0	0-0-0		NEUTRAL		0-0-0		0-0-0		0-0-0								
<hr/>																		
RPI S	Opponent	Score	RPI S	Opponent	Score	RPI S	Opponent	Score	RPI S	Opponent	Score							
						183 H Presbyterian 0 5												
						197 A Lipscomb 0 3												
						248 A Belmont 0 3												
						250 H Troy 0 3												
						253 H UNC Asheville 2 3												
						301 A Jacksonville St. 1 2												
						302 H Chattanooga 3 2												
						306 H Southern U. 2 0												
						311 H Jackson St. 2 1												
						312 A Tennessee Tech 3 2												
						314 H South Carolina St. 5 0												
						318 A Mississippi Val. 2 1												
						322 A Alcorn 5 0												
						326 A Ark.-Pine Bluff 3 1												
						327 A Grambling 3 0												
						<hr/>												
									LAST 10 GAMES									
			326 A Ark.-Pine Bluff 3 1			322 A Alcorn 5 0												
			327 A Grambling 3 0			301 A Jacksonville St. 1 2												
			311 H Jackson St. 2 1			183 H Presbyterian 0 5												
			306 H Southern U. 2 0			253 H UNC Asheville 2 3												
			318 A Mississippi Val. 2 1			248 A Belmont 0 3												

Non-Div. I Games: Talladega 8 0 S.C. Beaufort 7 1

Alabama St.

Average RPI Win: 263		WON-LOST RECORD		WINNING PCT. RANK		LAST 10 GAMES		STRENGTH OF SCHEDULE		OPP. STRENGTH OF SCHEDULE		TEAM RPI		ADJ RPI		CONF. RPI		ADJ CONF. RPI	
DIV. I ONLY		1-11-2		.14286 317		1-8-1		154		284		297		.39379 295		23		23	
DIV. I NON-CONF.		0-4-2		.16667 295		0-1-1		63		316		260		.42701 262		17		17	
TOTALS		RPI 1-25		RPI 26-50		W-L RECORDS		RPI 51-100		RPI 101-150		RPI 150+							
1-11-2		0-0-0		0-1-0		OVERALL		0-0-0		0-4-1		1-6-1							
0-6-0		0-0-0		0-0-0		HOME		0-0-0		0-2-0		0-4-0							
1-5-1		0-0-0		0-0-0		AWAY		0-0-0		0-0-0		1-0-0							
0-0-1		0-0-0		0-0-0		NEUTRAL		0-0-0		0-0-0		0-0-1							
0-4-2		0-0-0		0-1-0		NON-CONFERENCE		0-0-0		0-1-1		0-2-1							
0-1-0		0-0-0		0-0-0		HOME		0-0-0		0-0-0		0-1-0							
0-3-1		0-0-0		0-0-		AWAY		0-0-0		0-1-1		0-1-0							
0-0-1		0-0-0		0-0-0		NEUTRAL		0-0-0		0-0-0		0-0-1							
1-7-0		0-0-0		0-0-0		CONFERENCE		0-0-0		0-3-0		1-4-0							
0-5-0		0-0-0		0-0-0		HOME		0-0-0		0-2-0		0-3-0							
1-2-0		0-0-0		0-0-0		AWAY		0-0-0		0-1-0		1-1-0							
0-0-0		0-0-0		0-0-0		NEUTRAL		0-0-0		0-0-0		0-0-0							
RPI S	Opponent	Score		RPI S	Opponent	Score		RPI S	Opponent	Score		RPI S	Opponent	Score					
				46 A	Texas Tech	0	6					104 H	Utah St.	0	3				
												116 H	Boise St.	0	3				
												126 A	SMU	0	4				
												130 A	San Diego St.	0	3				
												141 A	Northern Ariz.	1	1				
												185 A	UNLV	0	1				
												201 N	SIU Edwardsville	0	0				
												211 H	New Mexico	0	3				
												228 H	Wyoming	0	3				
												263 A	Nevada	1	0				
												269 A	North Dakota St.	0	1				
												288 H	Air Force	1	2				
												305 H	Grand Canyon	0	1				
LAST 10 GAMES																			
				116 H	Boise St.	0	3		130 A	San Diego St.	0	3							
				104 H	Utah St.	0	3		228 H	Wyoming	0	3							
				185 A	UNLV	0	1		288 H	Air Force	1	2							
				263 A	Nevada	1	0		201 N	SIU Edwardsville	0	0							
				211 H	New Mexico	0	3		269 A	North Dakota St.	0	1							

Non-Div. I Games:

Colorado St.

Average RPI Win: 268		WON-LOST	WINNING		LAST 10	STRENGTH OF		OPP. STRENGTH	TEAM	ADJ	CONF.	ADJ CONF.	
Average RPI Loss: 209		RECORD	PCT. RANK		GAMES	SCHEDULE		OF SCHEDULE	RPI	RPI	RPI	RPI	
DIV. I ONLY		6-10-0	.375	239	6-4-0	315		243	295	.39368	296	28	28
DIV. I NON-CONF.		0-9-0	0	317	0-3-0	300		241	327	.30324	327	28	28
<hr/>													
TOTALS		RPI 1-25		RPI 26-50		W-L RECORDS		RPI 51-100		RPI 101-150		RPI 150+	
6-10-0		0-0-0		0-0-0		OVERALL		0-0-0		0-1-0		6-9-0	
4-3-0		0-0-0		0-0-0		HOME		0-0-0		0-0-0		4-3-0	
2-6-0		0-0-0		0-0-0		AWAY		0-0-0		0-1-0		2-5-0	
0-1-0		0-0-0		0-0-0		NEUTRAL		0-0-0		0-0-0		0-1-0	
0-9-0		0-0-0		0-0-0		NON-CONFERENCE		0-0-0		0-1-0		0-8-0	
0-3-0		0-0-0		0-0-0		HOME		0-0-0		0-0-0		0-3-0	
0-5-0		0-0-0		0-0-		AWAY		0-0-0		0-1-0		0-4-0	
0-1-0		0-0-0		0-0-0		NEUTRAL		0-0-0		0-0-0		0-1-0	
6-1-0		0-0-0		0-0-0		CONFERENCE		0-0-0		0-0-0		6-1-0	
4-0-0		0-0-0		0-0-0		HOME		0-0-0		0-0-0		4-0-0	
2-1-0		0-0-0		0-0-0		AWAY		0-0-0		0-0-0		2-1-0	
0-0-0		0-0-0		0-0-0		NEUTRAL		0-0-0		0-0-0		0-0-0	
RPI	S	Opponent	Score	RPI	S	Opponent	Score	RPI	S	Opponent	Score		
										102 A	Missouri	0	3
										152 H	Oakland	1	5
										163 A	Valparaiso	1	2
										167 A	Austin Peay	0	3
										181 A	Ball St.	0	3
										190 H	Loyola Chicago	0	3
										203 H	Morehead St.	1	0
										243 H	Eastern Ky.	1	0
										246 A	Green Bay	0	2
										248 A	Belmont	1	0
										281 A	Northern Ill.	0	3
										290 H	Drake	0	3
										300 A	Murray St.	2	1
										301 H	Jacksonville St.	2	1
										312 H	Tennessee Tech	4	2
										315 N	UNI	0	2
<hr/>													
				LAST 10 GAMES									
						301 H	Jacksonville St.	2	1	312 H	Tennessee Tech	4	2
						300 A	Murray St.	2	1	248 A	Belmont	1	0
						167 A	Austin Peay	0	3	163 A	Valparaiso	1	2
						243 H	Eastern Ky.	1	0	290 H	Drake	0	3
						203 H	Morehead St.	1	0	190 H	Loyola Chicago	0	3

Non-Div. I Games:

Eastern Ill.

Average RPI Win: 284		WON-LOST	WINNING	LAST 10	STRENGTH OF		OPP. STRENGTH	TEAM	ADJ	CONF.	ADJ CONF.
Average RPI Loss: 177		RECORD	PCT. RANK	GAMES	SCHEDULE		OF SCHEDULE	RPI	RPI	RPI	RPI
DIV. I ONLY		3-13-0	.1875	308	2-8-0		213	286	298	.39274	297
DIV. I NON-CONF.		2-7-0	.22222	285	1-2-0		191	299	289	.40258	289
TOTALS		RPI 1-25	RPI 26-50		W-L RECORDS		RPI 51-100		RPI 101-150		RPI 150+
3-13-0	0-0-0	0-1-0		OVERALL		0-1-0		0-3-0		3-8-0	
1-4-0	0-0-0	0-0-0		HOME		0-1-0		0-1-0		1-2-0	
2-7-0	0-0-0	0-1-0		AWAY		0-0-0		0-2-0		2-4-0	
0-2-0	0-0-0	0-0-0		NEUTRAL		0-0-0		0-0-0		0-2-0	
2-7-0	0-0-0	0-1-0		NON-CONFERENCE		0-1-0		0-0-0		2-5-0	
0-3-0	0-0-0	0-0-0		HOME		0-1-0		0-0-0		0-2-0	
2-2-0	0-0-0	0-0-		AWAY		0-0-0		0-0-0		2-1-0	
0-2-0	0-0-0	0-0-0		NEUTRAL		0-0-0		0-0-0		0-2-0	
1-6-0	0-0-0	0-0-0		CONFERENCE		0-0-0		0-3-0		1-3-0	
1-1-0	0-0-0	0-0-0		HOME		0-0-0		0-1-0		1-0-0	
0-5-0	0-0-0	0-0-0		AWAY		0-0-0		0-2-0		0-3-0	
0-0-0	0-0-0	0-0-0		NEUTRAL		0-0-0		0-0-0		0-0-0	
RPI S	Opponent	Score	RPI S	Opponent	Score	RPI S	Opponent	Score	RPI S	Opponent	Score
			43 A	Washington St.	0 1	73 H	Seattle	0 2	113 H	Portland St.	0 2
									114 A	Weber St.	0 3
									146 A	Northern Colo.	1 2
									169 A	Idaho St.	0 1
									176 H	Fresno St.	2 3
									201 N	SIU Edwardsville	1 2
									219 A	Gonzaga	0 3
									219 H	Gonzaga	0 1
									261 A	Montana	0 1
									263 N	Nevada	0 2
									267 H	Sacramento St.	2 1
									269 A	North Dakota St.	3 0
									309 A	North Dakota	1 3
									317 A	Idaho	2 1
LAST 10 GAMES											
			261 A	Montana	0 1	114 A	Weber St.	0 3			
			309 A	North Dakota	1 3	169 A	Idaho St.	0 1			
			146 A	Northern Colo.	1 2	269 A	North Dakota St.	3 0			
			267 H	Sacramento St.	2 1	201 N	SIU Edwardsville	1 2			
			113 H	Portland St.	0 2	219 A	Gonzaga	0 3			

Non-Div. I Games:

Eastern Wash.

Average RPI Win: 236		WON-LOST	WINNING	LAST 10	STRENGTH OF		OPP. STRENGTH	TEAM	ADJ		CONF.	ADJ CONF.	
Average RPI Loss: 171		RECORD	PCT. RANK	GAMES	SCHEDULE		OF SCHEDULE	RPI	RPI		RPI	RPI	
DIV. I ONLY		2-9-0	.18182	309	1-7-0		191	210	293	.39223	298	15	15
DIV. I NON-CONF.		1-4-0	.2	291	0-2-0		307	197	313	.34759	316	18	20
TOTALS		RPI 1-25	RPI 26-50		W-L RECORDS		RPI 51-100		RPI 101-150		RPI 150+		
2-9-0	0-0-0	0-0-0		OVERALL		0-2-0		0-2-0		2-5-0			
1-4-0	0-0-0	0-0-0		HOME		0-0-0		0-2-0		1-2-0			
1-4-0	0-0-0	0-0-0		AWAY		0-0-0		0-0-0		1-0-0			
0-1-0	0-0-0	0-0-0		NEUTRAL		0-1-0		0-0-0		0-0-0			
1-4-0	0-0-0	0-0-0		NON-CONFERENCE		0-1-0		0-0-0		1-3-0			
0-2-0	0-0-0	0-0-0		HOME		0-0-0		0-0-0		0-2-0			
1-1-0	0-0-0	0-0-		AWAY		0-0-0		0-0-0		1-1-0			
0-1-0	0-0-0	0-0-0		NEUTRAL		0-1-0		0-0-0		0-0-0			
1-5-0	0-0-0	0-0-0		CONFERENCE		0-1-0		0-2-0		1-2-0			
1-2-0	0-0-0	0-0-0		HOME		0-0-0		0-2-0		1-0-0			
0-3-0	0-0-0	0-0-0		AWAY		0-1-0		0-0-0		0-2-0			
0-0-0	0-0-0	0-0-0		NEUTRAL		0-0-0		0-0-0		0-0-0			
RPI	S	Opponent	Score	RPI	S	Opponent	Score	RPI	S	Opponent	Score		
						65 A Oral Roberts	1 2			106 H Southeastern La.	0 1		
						85 N Elon	0 3			145 H Nicholls St.	1 2		
										172 A UNC Wilmington	2 4		
										205 A UTSA	2 1		
										210 A Central Ark.	1 2		
										218 A Lamar	0 3		
										252 H Houston	1 2		
										266 H McNeese St.	1 0		
										287 H Campbell	1 2		
LAST 10 GAMES													
						218 A Lamar	0 3			106 H Southeastern La.	0 1		
						266 H McNeese St.	1 0			85 N Elon	0 3		
						65 A Oral Roberts	1 2			172 A UNC Wilmington	2 4		
						210 A Central Ark.	1 2			205 A UTSA	2 1		
						145 H Nicholls St.	1 2			287 H Campbell	1 2		

Non-Div. I Games: Incarnate Word 0 3 Dallas Baptist 3 4 Abilene Christian 1 2

A&M-Corpus Christi

Average RPI Win: 229		WON-LOST RECORD		WINNING PCT. RANK		LAST 10 GAMES		STRENGTH OF SCHEDULE		OPP. STRENGTH OF SCHEDULE		TEAM RPI		ADJ RPI		CONF. RPI		ADJ CONF. RPI	
DIV. I ONLY		2-13-1		.15625 314		2-7-1		223		206		299		.38836 299		23		23	
DIV. I NON-CONF.		1-7-0		.125 305		1-1-0		195		210		295		.38751 295		17		17	
TOTALS		RPI 1-25		RPI 26-50		W-L RECORDS		RPI 51-100		RPI 101-150		RPI 150+							
2-13-1		0-1-0		0-0-0		OVERALL		0-1-0		0-5-0		2-6-1							
2-3-0		0-0-0		0-0-0		HOME		0-0-0		0-2-0		2-1-0							
0-9-1		0-1-0		0-0-0		AWAY		0-1-0		0-3-0		0-4-1							
0-1-0		0-0-0		0-0-0		NEUTRAL		0-0-0		0-0-0		0-1-0							
1-7-0		0-1-0		0-0-0		NON-CONFERENCE		0-1-0		0-2-0		1-3-0							
1-1-0		0-0-0		0-0-0		HOME		0-0-0		0-1-0		1-0-0							
0-5-0		0-1-0		0-0-		AWAY		0-1-0		0-1-0		0-2-0							
0-1-0		0-0-0		0-0-0		NEUTRAL		0-0-0		0-0-0		0-1-0							
1-6-1		0-0-0		0-0-0		CONFERENCE		0-0-0		0-3-0		1-3-1							
1-2-0		0-0-0		0-0-0		HOME		0-0-0		0-1-0		1-1-0							
0-4-1		0-0-0		0-0-0		AWAY		0-0-0		0-2-0		0-2-1							
0-0-0		0-0-0		0-0-0		NEUTRAL		0-0-0		0-0-0		0-0-0							
RPI S	Opponent	Score		RPI S	Opponent	Score		RPI S	Opponent	Score		RPI S	Opponent	Score					
21 A	California	0	3					93 A	San Diego	1	5	104 H	Utah St.	0	2				
												116 A	Boise St.	0	3				
												130 A	San Diego St.	0	2				
												135 A	Cal Poly	0	3				
												150 H	UC Santa Barbara	0	2				
												173 A	San Francisco	1	2				
												185 H	UNLV	1	0				
												211 A	New Mexico	1	2				
												228 A	Wyoming	0	1				
												236 N	UC Riverside	1	2				
												263 H	Nevada	1	2				
												267 A	Sacramento St.	0	1				
												273 H	Pacific	3	2				
												288 A	Air Force	0	0				
				LAST 10 GAMES															
				228 A	Wyoming	0	1	185 H	UNLV	1	0								
				288 A	Air Force	0	0	130 A	San Diego St.	0	2								
				104 H	Utah St.	0	2	211 A	New Mexico	1	2								
				116 A	Boise St.	0	3	273 H	Pacific	3	2								
				263 H	Nevada	1	2	150 H	UC Santa Barbara	0	2								

Non-Div. I Games:

San Jose St.

Average RPI Win:	283	WON-LOST RECORD	WINNING PCT. RANK	LAST 10 GAMES	STRENGTH OF SCHEDULE	OPP. STRENGTH OF SCHEDULE	TEAM RPI	ADJ RPI	CONF. RPI	ADJ CONF. RPI	
Average RPI Loss:	220										
DIV. I ONLY	4-10-1	.3	277	1-9-0	294	311	301	.38687	300	28	28
DIV. I NON-CONF.	3-3-1	.5	148	0-2-0	261	323	239	.44311	239	28	28
<hr/>											
TOTALS	RPI 1-25	RPI 26-50		W-L RECORDS		RPI 51-100		RPI 101-150		RPI 150+	
4-10-1	0-0-0	0-0-0		OVERALL		0-0-0		0-0-0		4-10-1	
1-4-0	0-0-0	0-0-0		HOME		0-0-0		0-0-0		1-4-0	
3-6-1	0-0-0	0-0-0		AWAY		0-0-0		0-0-0		3-6-1	
0-0-0	0-0-0	0-0-0		NEUTRAL		0-0-0		0-0-0		0-0-0	
3-3-1	0-0-0	0-0-0		NON-CONFERENCE		0-0-0		0-0-0		3-3-1	
1-0-0	0-0-0	0-0-0		HOME		0-0-0		0-0-0		1-0-0	
2-3-1	0-0-0	0-0-		AWAY		0-0-0		0-0-0		2-3-1	
0-0-0	0-0-0	0-0-0		NEUTRAL		0-0-0		0-0-0		0-0-0	
1-7-0	0-0-0	0-0-0		CONFERENCE		0-0-0		0-0-0		1-7-0	
0-4-0	0-0-0	0-0-0		HOME		0-0-0		0-0-0		0-4-0	
1-3-0	0-0-0	0-0-0		AWAY		0-0-0		0-0-0		1-3-0	
0-0-0	0-0-0	0-0-0		NEUTRAL		0-0-0		0-0-0		0-0-0	
RPI	S	Opponent	Score	RPI	S	Opponent	Score	RPI	S	Opponent	Score
								168	A	South Ala.	0 2
								178	H	UT Martin	1 2
								201	H	SIU Edwardsville	2 5
								202	A	Arkansas St.	1 3
								203	A	Morehead St.	0 1
								212	H	Southeast Mo. St.	0 1
								216	A	Evansville	1 0
								243	A	Eastern Ky.	0 2
								248	A	Belmont	2 3
								250	A	Troy	2 4
								279	H	UALR	1 0
								284	A	Northern Ky.	0 0
								296	H	Eastern Ill.	1 2
								312	A	Tennessee Tech	3 0
								325	A	Alabama A&M	10 0
LAST 10 GAMES											
				203	A	Morehead St.	0 1	248	A	Belmont	2 3
				243	A	Eastern Ky.	0 2	178	H	UT Martin	1 2
				296	H	Eastern Ill.	1 2	212	H	Southeast Mo. St.	0 1
				201	H	SIU Edwardsville	2 5	202	A	Arkansas St.	1 3
				312	A	Tennessee Tech	3 0	250	A	Troy	2 4

Non-Div. I Games:

Murray St.

Average RPI Win:	284	WON-LOST RECORD	WINNING PCT. RANK	LAST 10 GAMES	STRENGTH OF SCHEDULE	OPP. STRENGTH OF SCHEDULE	TEAM RPI	ADJ RPI	CONF. RPI	ADJ CONF. RPI	
Average RPI Loss:	225										
DIV. I ONLY	4-11-2	.29412	280	1-8-1	297	307	303	.38537	301	28	28
DIV. I NON-CONF.	4-4-1	.5	148	1-1-0	266	320	238	.44347	238	28	28
<hr/>											
TOTALS	RPI 1-25	RPI 26-50		W-L RECORDS		RPI 51-100		RPI 101-150		RPI 150+	
4-11-2	0-0-0	0-0-0		OVERALL		0-0-0		0-0-0		4-11-2	
3-3-1	0-0-0	0-0-0		HOME		0-0-0		0-0-0		3-3-1	
1-8-1	0-0-0	0-0-0		AWAY		0-0-0		0-0-0		1-8-1	
0-0-0	0-0-0	0-0-0		NEUTRAL		0-0-0		0-0-0		0-0-0	
<hr/>											
4-4-1	0-0-0	0-0-0		NON-CONFERENCE		0-0-0		0-0-0		4-4-1	
3-1-0	0-0-0	0-0-0		HOME		0-0-0		0-0-0		3-1-0	
1-3-1	0-0-0	0-0-		AWAY		0-0-0		0-0-0		1-3-1	
0-0-0	0-0-0	0-0-0		NEUTRAL		0-0-0		0-0-0		0-0-0	
<hr/>											
0-7-1	0-0-0	0-0-0		CONFERENCE		0-0-0		0-0-0		0-7-1	
0-2-1	0-0-0	0-0-0		HOME		0-0-0		0-0-0		0-2-1	
0-5-0	0-0-0	0-0-0		AWAY		0-0-0		0-0-0		0-5-0	
0-0-0	0-0-0	0-0-0		NEUTRAL		0-0-0		0-0-0		0-0-0	
<hr/>											
RPI S	Opponent	Score	RPI S	Opponent	Score	RPI S	Opponent	Score	RPI S	Opponent	Score
						160 A La.-Lafayette 1 1					
						178 A UT Martin 1 3					
						186 A Mercer 0 4					
						193 A Citadel 1 3					
						201 A SIU Edwardsville 1 5					
						203 H Morehead St. 1 2					
						212 A Southeast Mo. St. 0 2					
						242 H Georgia St. 0 2					
						243 H Eastern Ky. 0 1					
						248 A Belmont 1 5					
						250 H Troy 1 0					
						266 A McNeese St. 1 0					
						276 A Charleston So. 2 4					
						294 H Alabama St. 2 1					
						296 A Eastern Ill. 1 2					
						312 H Tennessee Tech 0 0					
						325 H Alabama A&M 4 0					
						<hr/>					
			LAST 10 GAMES								
			201 A SIU Edwardsville 1 5			178 A UT Martin 1 3					
			296 A Eastern Ill. 1 2			203 H Morehead St. 1 2					
			312 H Tennessee Tech 0 0			243 H Eastern Ky. 0 1					
			248 A Belmont 1 5			242 H Georgia St. 0 2					
			212 A Southeast Mo. St. 0 2			294 H Alabama St. 2 1					

Non-Div. I Games:

Jacksonville St.

Average RPI Win:	300	WON-LOST RECORD	WINNING PCT. RANK	LAST 10 GAMES	STRENGTH OF SCHEDULE	OPP. STRENGTH OF SCHEDULE	TEAM RPI	ADJ RPI	CONF. RPI	ADJ CONF. RPI			
Average RPI Loss:	189												
DIV. I ONLY	4-10-0	.28571	282	3-7-0	298	269	300	.38513	302	13	13		
DIV. I NON-CONF.	4-3-0	.57143	127	3-0-0	322	324	279	.41024	282	15	15		
<hr/>													
TOTALS	RPI 1-25	RPI 26-50		W-L RECORDS	RPI 51-100		RPI 101-150		RPI 150+				
4-10-0	0-0-0	0-0-0		OVERALL	0-1-0		0-2-0		4-7-0				
2-6-0	0-0-0	0-0-0		HOME	0-1-0		0-0-0		2-5-0				
1-4-0	0-0-0	0-0-0		AWAY	0-0-0		0-2-0		1-2-0				
1-0-0	0-0-0	0-0-0		NEUTRAL	0-0-0		0-0-0		1-0-0				
<hr/>													
4-3-0	0-0-0	0-0-0		NON-CONFERENCE	0-0-0		0-0-0		4-3-0				
2-1-0	0-0-0	0-0-0		HOME	0-0-0		0-0-0		2-1-0				
1-2-0	0-0-0	0-0-		AWAY	0-0-0		0-0-0		1-2-0				
1-0-0	0-0-0	0-0-0		NEUTRAL	0-0-0		0-0-0		1-0-0				
<hr/>													
0-7-0	0-0-0	0-0-0		CONFERENCE	0-1-0		0-2-0		0-4-0				
0-5-0	0-0-0	0-0-0		HOME	0-1-0		0-0-0		0-4-0				
0-2-0	0-0-0	0-0-0		AWAY	0-0-0		0-2-0		0-0-0				
0-0-0	0-0-0	0-0-0		NEUTRAL	0-0-0		0-0-0		0-0-0				
<hr/>													
RPI S	Opponent	Score	RPI S	Opponent	Score	RPI S	Opponent	Score	RPI S	Opponent	Score		
						80	H Furman	0	9	128	A Appalachian St.	0	5
						137	A Wofford	1	5				
						159	H Western Caro.	0	1				
						167	H Austin Peay	0	4				
						193	H Citadel	1	3				
						199	H Davidson	2	3				
						225	H Ga. Southern	1	2				
						253	H UNC Asheville	2	1				
						294	A Alabama St.	2	3				
						304	A Gardner-Webb	0	3				
						312	A Tennessee Tech	2	1				
						314	N South Carolina St.	5	1				
						321	H Francis Marion	3	2				
						<hr/>							
			LAST 10 GAMES										
			193	H Citadel	1	3	80	H Furman	0	9			
			321	H Francis Marion	3	2	225	H Ga. Southern	1	2			
			159	H Western Caro.	0	1	199	H Davidson	2	3			
			128	A Appalachian St.	0	5	312	A Tennessee Tech	2	1			
			137	A Wofford	1	5	314	N South Carolina St.	5	1			

Non-Div. I Games: Tenn. Temple 5 0

Chattanooga

Average RPI Win: 310		WON-LOST	WINNING	LAST 10	STRENGTH OF		OPP. STRENGTH	TEAM	ADJ	CONF.	ADJ CONF.
Average RPI Loss: 207		RECORD	PCT. RANK	GAMES	SCHEDULE		OF SCHEDULE	RPI	RPI	RPI	RPI
DIV. I ONLY		4-7-1	.375	239	4-3-1		317	309	304	.38287	303
DIV. I NON-CONF.		1-6-0	.14286	303	1-2-0		235	223	302	.37905	300
TOTALS		RPI 1-25	RPI 26-50		W-L RECORDS		RPI 51-100		RPI 101-150		RPI 150+
4-7-1	0-0-0	0-0-0		OVERALL		0-0-0		0-1-0		4-6-1	
3-1-1	0-0-0	0-0-0		HOME		0-0-0		0-1-0		3-0-1	
1-6-0	0-0-0	0-0-0		AWAY		0-0-0		0-0-0		1-5-0	
0-0-0	0-0-0	0-0-0		NEUTRAL		0-0-0		0-0-0		0-0-0	
1-6-0	0-0-0	0-0-0		NON-CONFERENCE		0-0-0		0-1-0		1-5-0	
1-1-0	0-0-0	0-0-0		HOME		0-0-0		0-1-0		1-0-0	
0-5-0	0-0-0	0-0-		AWAY		0-0-0		0-0-0		0-5-0	
0-0-0	0-0-0	0-0-0		NEUTRAL		0-0-0		0-0-0		0-0-0	
3-1-1	0-0-0	0-0-0		CONFERENCE		0-0-0		0-0-0		3-1-1	
2-0-1	0-0-0	0-0-0		HOME		0-0-0		0-0-0		2-0-1	
1-1-0	0-0-0	0-0-0		AWAY		0-0-0		0-0-0		1-1-0	
0-0-0	0-0-0	0-0-0		NEUTRAL		0-0-0		0-0-0		0-0-0	
RPI S	Opponent	Score	RPI S	Opponent	Score	RPI S	Opponent	Score	RPI S	Opponent	Score
									145 H	Nicholls St.	1 2
									160 A	La.-Lafayette	1 5
									196 A	Northwestern St.	0 3
									209 A	Texas St.	0 5
									214 A	Sam Houston St.	0 3
									218 A	Lamar	2 3
									283 H	Howard	2 0
									306 A	Southern U.	0 2
									311 A	Jackson St.	1 0
									318 H	Mississippi Val.	0 0
									322 H	Alcorn	9 0
									324 H	Texas Southern	5 0
LAST 10 GAMES											
	160 A	La.-Lafayette	1	5		311 A	Jackson St.	1	0		
	322 H	Alcorn	9	0		283 H	Howard	2	0		
	318 H	Mississippi Val.	0	0		196 A	Northwestern St.	0	3		
	324 H	Texas Southern	5	0		214 A	Sam Houston St.	0	3		
	306 A	Southern U.	0	2		145 H	Nicholls St.	1	2		

Non-Div. I Games: Incarnate Word 1 3

Prairie View

Average RPI Win:		303	WON-LOST RECORD		WINNING PCT. RANK		LAST 10 GAMES		STRENGTH OF SCHEDULE		OPP. STRENGTH OF SCHEDULE		TEAM RPI		ADJ RPI		CONF. RPI		ADJ CONF. RPI	
DIV. I ONLY			3-12-1		.21875	302	1-9-0		263		289		302	.38176	304		22		22	
DIV. I NON-CONF.			2-5-1		.3125	257	0-2-0		310		297		304	.36776	305		26		26	
TOTALS		RPI 1-25		RPI 26-50		W-L RECORDS		RPI 51-100		RPI 101-150		RPI 150+								
3-12-1	0-0-0			0-0-0		OVERALL		0-2-0		0-4-0		3-6-1								
1-6-1	0-0-0			0-0-0		HOME		0-0-0		0-4-0		1-2-1								
1-6-0	0-0-0			0-0-0		AWAY		0-2-0		0-0-0		1-4-0								
1-0-0	0-0-0			0-0-0		NEUTRAL		0-0-0		0-0-0		1-0-0								
2-5-1	0-0-0			0-0-0		NON-CONFERENCE		0-1-0		0-1-0		2-3-1								
1-2-1	0-0-0			0-0-0		HOME		0-0-0		0-1-0		1-1-1								
0-3-0	0-0-0			0-0-		AWAY		0-1-0		0-0-0		0-2-0								
1-0-0	0-0-0			0-0-0		NEUTRAL		0-0-0		0-0-0		1-0-0								
1-7-0	0-0-0			0-0-0		CONFERENCE		0-1-0		0-3-0		1-3-0								
0-4-0	0-0-0			0-0-0		HOME		0-0-0		0-3-0		0-1-0								
1-3-0	0-0-0			0-0-0		AWAY		0-1-0		0-0-0		1-2-0								
0-0-0	0-0-0			0-0-0		NEUTRAL		0-0-0		0-0-0		0-0-0								
RPI	S	Opponent		Score		RPI	S	Opponent		Score		RPI	S	Opponent		Score				
				</																

Non-Div. I Games:

Gardner-Webb

Average RPI Win: 292		WON-LOST	WINNING	LAST 10	STRENGTH OF		OPP. STRENGTH	TEAM	ADJ	CONF.	ADJ CONF.
Average RPI Loss: 190		RECORD	PCT. RANK	GAMES	SCHEDULE		OF SCHEDULE	RPI	RPI	RPI	RPI
DIV. I ONLY		4-11-1	.28125	285	3-6-1		309	270	305	.3805	305
DIV. I NON-CONF.		1-5-0	.16667	295	0-0-0		313	201	321	.33939	319
TOTALS		RPI 1-25	RPI 26-50		W-L RECORDS		RPI 51-100		RPI 101-150		RPI 150+
4-11-1	0-0-0	0-0-0		OVERALL		0-2-0		0-2-0		4-7-1	
2-3-1	0-0-0	0-0-0		HOME		0-1-0		0-0-0		2-2-1	
2-8-0	0-0-0	0-0-0		AWAY		0-1-0		0-2-0		2-5-0	
0-0-0	0-0-0	0-0-0		NEUTRAL		0-0-0		0-0-0		0-0-0	
1-5-0	0-0-0	0-0-0		NON-CONFERENCE		0-0-0		0-2-0		1-3-0	
0-0-0	0-0-0	0-0-0		HOME		0-0-0		0-0-0		0-0-0	
1-5-0	0-0-0	0-0-		AWAY		0-0-0		0-2-0		1-3-0	
0-0-0	0-0-0	0-0-0		NEUTRAL		0-0-0		0-0-0		0-0-0	
3-6-1	0-0-0	0-0-0		CONFERENCE		0-2-0		0-0-0		3-4-1	
2-3-1	0-0-0	0-0-0		HOME		0-1-0		0-0-0		2-2-1	
1-3-0	0-0-0	0-0-0		AWAY		0-1-0		0-0-0		1-2-0	
0-0-0	0-0-0	0-0-0		NEUTRAL		0-0-0		0-0-0		0-0-0	
RPI S	Opponent	Score	RPI S	Opponent	Score	RPI S	Opponent	Score	RPI S	Opponent	Score
						73 A	Seattle	1 3	141 A	Northern Ariz.	0 1
						73 H	Seattle	0 5	144 A	St. Mary's (CA)	0 3
									163 A	Valparaiso	0 1
									208 A	UMKC	2 6
									208 H	UMKC	0 1
									238 H	Utah Valley	3 5
									241 A	IUPUI	0 2
									278 A	New Mexico St.	2 1
									278 H	New Mexico St.	1 0
									280 H	Bakersfield	1 1
									288 A	Air Force	0 1
									295 A	Colorado St.	1 0
									317 A	Idaho	1 3
									317 H	Idaho	2 0
LAST 10 GAMES											
						208 H	UMKC	0 1	208 A	UMKC	2 6
						278 H	New Mexico St.	1 0	238 H	Utah Valley	3 5
						317 H	Idaho	2 0	280 H	Bakersfield	1 1
						73 H	Seattle	0 5	317 A	Idaho	1 3
						278 A	New Mexico St.	2 1	73 A	Seattle	1 3

Non-Div. I Games:

Grand Canyon

Average RPI Win: 317		WON-LOST RECORD		WINNING PCT. RANK		LAST 10 GAMES		STRENGTH OF SCHEDULE		OPP. STRENGTH OF SCHEDULE		TEAM RPI		ADJ RPI		CONF. RPI		ADJ CONF. RPI	
DIV. I ONLY		3-8-1		.29167 281		3-6-0		299		320		308		.37738 306		32		32	
DIV. I NON-CONF.		0-6-1		.07143 312		0-4-0		190		258		305		.36827 304		32		32	
TOTALS		RPI 1-25		RPI 26-50		W-L RECORDS		RPI 51-100		RPI 101-150		RPI 150+							
3-8-1		0-0-0		0-0-0		OVERALL		0-0-0		0-1-0		3-7-1							
2-1-0		0-0-0		0-0-0		HOME		0-0-0		0-0-0		2-1-0							
1-7-1		0-0-0		0-0-0		AWAY		0-0-0		0-1-0		1-6-1							
0-0-0		0-0-0		0-0-0		NEUTRAL		0-0-0		0-0-0		0-0-0							
0-6-1		0-0-0		0-0-0		NON-CONFERENCE		0-0-0		0-1-0		0-5-1							
0-0-0		0-0-0		0-0-0		HOME		0-0-0		0-0-0		0-0-0							
0-6-1		0-0-0		0-0-		AWAY		0-0-0		0-1-0		0-5-1							
0-0-0		0-0-0		0-0-0		NEUTRAL		0-0-0		0-0-0		0-0-0							
3-2-0		0-0-0		0-0-0		CONFERENCE		0-0-0		0-0-0		3-2-0							
2-1-0		0-0-0		0-0-0		HOME		0-0-0		0-0-0		2-1-0							
1-1-0		0-0-0		0-0-0		AWAY		0-0-0		0-0-0		1-1-0							
0-0-0		0-0-0		0-0-0		NEUTRAL		0-0-0		0-0-0		0-0-0							
RPI	S	Opponent		Score	RPI	S	Opponent		Score	RPI	S	Opponent		Score					
										145	A	Nicholls St.		1 8					
										160	A	La.-Lafayette		1 1					
										168	A	South Ala.		0 8					
										179	A	Louisiana Tech		0 5					
										218	A	Lamar		0 2					
										268	A	La.-Monroe		0 2					
										279	A	UALR		1 6					
										294	A	Alabama St.		0 2					
										303	H	Prairie View		2 0					
										311	H	Jackson St.		1 2					
										324	H	Texas Southern		3 2					
										325	A	Alabama A&M		3 0					
LAST 10 GAMES																			
										311	H	Jackson St.		1 2					
										325	A	Alabama A&M		3 0					
										294	A	Alabama St.		0 2					
										303	H	Prairie View		2 0					
										324	H	Texas Southern		3 2					
										179	A	Louisiana Tech		0 5					
										268	A	La.-Monroe		0 2					
										168	A	South Ala.		0 8					
										218	A	Lamar		0 2					
										160	A	La.-Lafayette		1 1					

Non-Div. I Games: Louisiana Col. 2 1

Southern U.

Average RPI Win: 200		WON-LOST	WINNING	LAST 10	STRENGTH OF		OPP. STRENGTH	TEAM	ADJ	CONF.	ADJ CONF.
Average RPI Loss: 184		RECORD	PCT. RANK	GAMES	SCHEDULE		OF SCHEDULE	RPI	RPI	RPI	RPI
DIV. I ONLY		1-14-1	.09375	323	1-8-1		185	260	309	.37658	307
DIV. I NON-CONF.		0-9-1	.05	316	0-3-1		248	234	315	.34963	314
TOTALS		RPI 1-25	RPI 26-50		W-L RECORDS		RPI 51-100		RPI 101-150		RPI 150+
1-14-1	0-0-0	0-0-0		OVERALL		0-2-0		0-3-0		1-9-1	
1-4-0	0-0-0	0-0-0		HOME		0-2-0		0-0-0		1-2-0	
0-10-1	0-0-0	0-0-0		AWAY		0-0-0		0-3-0		0-7-1	
0-0-0	0-0-0	0-0-0		NEUTRAL		0-0-0		0-0-0		0-0-0	
0-9-1	0-0-0	0-0-0		NON-CONFERENCE		0-2-0		0-2-0		0-5-1	
0-2-0	0-0-0	0-0-0		HOME		0-2-0		0-0-0		0-0-0	
0-7-1	0-0-0	0-0-		AWAY		0-0-0		0-2-0		0-5-1	
0-0-0	0-0-0	0-0-0		NEUTRAL		0-0-0		0-0-0		0-0-0	
1-5-0	0-0-0	0-0-0		CONFERENCE		0-0-0		0-1-0		1-4-0	
1-2-0	0-0-0	0-0-0		HOME		0-0-0		0-0-0		1-2-0	
0-3-0	0-0-0	0-0-0		AWAY		0-0-0		0-1-0		0-2-0	
0-0-0	0-0-0	0-0-0		NEUTRAL		0-0-0		0-0-0		0-0-0	
RPI S	Opponent	Score	RPI S	Opponent	Score	RPI S	Opponent	Score	RPI S	Opponent	Score
						81 H	Harvard	0 5	108 A	Stony Brook	0 1
						94 H	Yale	1 3	117 A	Cincinnati	1 4
									125 A	Dartmouth	0 3
									153 H	Hartford	0 4
									156 A	Maine	1 3
									200 H	UMBC	3 2
									233 A	Marist	1 5
									237 A	Siena	1 2
									240 A	St. Bonaventure	1 3
									249 A	Cleveland St.	0 2
									256 A	New Hampshire	0 2
									258 H	Vermont	1 3
									275 A	Sacred Heart	1 5
									277 A	Holy Cross	0 0
LAST 10 GAMES											
						200 H	UMBC	3 2	108 A	Stony Brook	0 1
						256 A	New Hampshire	0 2	258 H	Vermont	1 3
						277 A	Holy Cross	0 0	125 A	Dartmouth	0 3
						153 H	Hartford	0 4	81 H	Harvard	0 5
						156 A	Maine	1 3	240 A	St. Bonaventure	1 3

Non-Div. I Games:

UMass Lowell

Average RPI Win:	282	WON-LOST RECORD	WINNING PCT. RANK	LAST 10 GAMES	STRENGTH OF SCHEDULE	OPP. STRENGTH OF SCHEDULE	TEAM RPI	ADJ RPI	CONF. RPI	ADJ CONF. RPI			
Average RPI Loss:	178												
DIV. I ONLY	1-13-1	.1	322	0-9-1	181	268	307	.37637	308	26	26		
DIV. I NON-CONF.	1-8-0	.11111	308	0-4-0	238	244	306	.36659	307	24	25		
<hr/>													
TOTALS	RPI 1-25	RPI 26-50		W-L RECORDS		RPI 51-100		RPI 101-150		RPI 150+			
1-13-1	0-0-0	0-0-0		OVERALL		0-2-0		0-3-0		1-8-1			
0-4-0	0-0-0	0-0-0		HOME		0-0-0		0-2-0		0-2-0			
1-9-1	0-0-0	0-0-0		AWAY		0-2-0		0-1-0		1-6-1			
0-0-0	0-0-0	0-0-0		NEUTRAL		0-0-0		0-0-0		0-0-0			
1-8-0	0-0-0	0-0-0		NON-CONFERENCE		0-2-0		0-2-0		1-4-0			
0-2-0	0-0-0	0-0-0		HOME		0-0-0		0-2-0		0-0-0			
1-6-0	0-0-0	0-0-		AWAY		0-2-0		0-0-0		1-4-0			
0-0-0	0-0-0	0-0-0		NEUTRAL		0-0-0		0-0-0		0-0-0			
0-5-1	0-0-0	0-0-0		CONFERENCE		0-0-0		0-1-0		0-4-1			
0-2-0	0-0-0	0-0-0		HOME		0-0-0		0-0-0		0-2-0			
0-3-1	0-0-0	0-0-0		AWAY		0-0-0		0-1-0		0-2-1			
0-0-0	0-0-0	0-0-0		NEUTRAL		0-0-0		0-0-0		0-0-0			
RPI	S	Opponent	Score	RPI	S	Opponent	Score	RPI	S	Opponent	Score		
						69 A	Syracuse	0	4	108 A	Stony Brook	0	4
						78 A	FGCU	0	5	115 H	Hofstra	0	6
										140 H	Columbia	0	3
										153 H	Hartford	1	3
										155 A	Cornell	4	5
										195 H	Binghamton	0	2
										200 A	UMBC	1	3
										235 A	Iona	1	2
										256 A	New Hampshire	1	1
										258 A	Vermont	1	2
										282 A	Fla. Atlantic	2	0
										291 A	Rhode Island	0	1
										313 A	Canisius	0	3
<hr/>													
LAST 10 GAMES													
						258 A	Vermont	1	2	153 H	Hartford	1	3
						108 A	Stony Brook	0	4	291 A	Rhode Island	0	1
						195 H	Binghamton	0	2	140 H	Columbia	0	3
						200 A	UMBC	1	3	155 A	Cornell	4	5
						256 A	New Hampshire	1	1	313 A	Canisius	0	3

Non-Div. I Games:

Albany (NY)

Average RPI Win: 283		WON-LOST RECORD		WINNING PCT. RANK		LAST 10 GAMES		STRENGTH OF SCHEDULE		OPP. STRENGTH OF SCHEDULE		TEAM RPI		ADJ RPI		CONF. RPI		ADJ CONF. RPI			
DIV. I ONLY		2-14-1		.14706 315		1-8-1		228		290		310		.37446 309		21		21			
DIV. I NON-CONF.		1-8-1		.15 301		0-2-1		208		284		300		.37773 302		21		21			
TOTALS		RPI 1-25		RPI 26-50		W-L RECORDS		RPI 51-100		RPI 101-150		RPI 150+									
2-14-1		0-0-0		0-0-0		OVERALL		0-0-0		0-7-0		2-7-1									
2-3-1		0-0-0		0-0-0		HOME		0-0-0		0-2-0		2-1-1									
0-9-0		0-0-0		0-0-0		AWAY		0-0-0		0-4-0		0-5-0									
0-2-0		0-0-0		0-0-0		NEUTRAL		0-0-0		0-1-0		0-1-0									
1-8-1		0-0-0		0-0-0		NON-CONFERENCE		0-0-0		0-4-0		1-4-1									
1-1-1		0-0-0		0-0-0		HOME		0-0-0		0-1-0		1-0-1									
0-5-0		0-0-0		0-0-		AWAY		0-0-0		0-2-0		0-3-0									
0-2-0		0-0-0		0-0-0		NEUTRAL		0-0-0		0-1-0		0-1-0									
1-6-0		0-0-0		0-0-0		CONFERENCE		0-0-0		0-3-0		1-3-0									
1-2-0		0-0-0		0-0-0		HOME		0-0-0		0-1-0		1-1-0									
0-4-0		0-0-0		0-0-0		AWAY		0-0-0		0-2-0		0-2-0									
0-0-0		0-0-0		0-0-0		NEUTRAL		0-0-0		0-0-0		0-0-0									
RPI	S	Opponent		Score	RPI	S	Opponent		Score	RPI	S	Opponent		Score							
										107	A	Creighton		0	6						
										113	A	Portland St.		0	1						
										116	H	Boise St.		1	3						
										119	A	Iowa St.		0	4						
										123	N	Xavier		0	3						
										141	A	Northern Ariz.		0	2						
										146	H	Northern Colo.		1	2						
										194	A	South Dakota St.		1	6						
										227	A	Southern Utah		2	3						
										261	H	Montana		0	3						
										262	A	Western Ill.		0	2						
										264	N	Akron		1	4						
										267	A	Sacramento St.		0	1						
										269	H	North Dakota St.		4	2						
										271	A	Neb. Omaha		0	2						
										286	H	South Dakota		2	2						
										297	H	Eastern Wash.		3	1						
LAST 10 GAMES																					
										141	A	Northern Ariz.		0	2	113	A	Portland St.		0	1
										227	A	Southern Utah		2	3	267	A	Sacramento St.		0	1
										297	H	Eastern Wash.		3	1	194	A	South Dakota St.		1	6
										261	H	Montana		0	3	286	H	South Dakota		2	2
										146	H	Northern Colo.		1	2	116	H	Boise St.		1	3

Non-Div. I Games:

North Dakota

Average RPI Win: 262		WON-LOST	WINNING	LAST 10	STRENGTH OF		OPP. STRENGTH	TEAM	ADJ	CONF.	ADJ CONF.
Average RPI Loss: 218		RECORD	PCT. RANK	GAMES	SCHEDULE		OF SCHEDULE	RPI	RPI	RPI	RPI
DIV. I ONLY		3-10-1	.25	294	2-7-0		288	304	306	.37294	310
DIV. I NON-CONF.		1-7-1	.16667	295	0-4-0		311	314	323	.32377	323
TOTALS		RPI 1-25	RPI 26-50		W-L RECORDS		RPI 51-100		RPI 101-150		RPI 150+
3-10-1		0-0-0	0-0-0		OVERALL		0-0-0		0-1-0		3-9-1
1-4-1		0-0-0	0-0-0		HOME		0-0-0		0-0-0		1-4-1
2-6-0		0-0-0	0-0-0		AWAY		0-0-0		0-1-0		2-5-0
0-0-0		0-0-0	0-0-0		NEUTRAL		0-0-0		0-0-0		0-0-0
1-7-1		0-0-0	0-0-0		NON-CONFERENCE		0-0-0		0-0-0		1-7-1
0-3-1		0-0-0	0-0-0		HOME		0-0-0		0-0-0		0-3-1
1-4-0		0-0-0	0-0-		AWAY		0-0-0		0-0-0		1-4-0
0-0-0		0-0-0	0-0-0		NEUTRAL		0-0-0		0-0-0		0-0-0
2-3-0		0-0-0	0-0-0		CONFERENCE		0-0-0		0-1-0		2-2-0
1-1-0		0-0-0	0-0-0		HOME		0-0-0		0-0-0		1-1-0
1-2-0		0-0-0	0-0-0		AWAY		0-0-0		0-1-0		1-1-0
0-0-0		0-0-0	0-0-0		NEUTRAL		0-0-0		0-0-0		0-0-0
RPI S	Opponent	Score	RPI S	Opponent	Score	RPI S	Opponent	Score	RPI S	Opponent	Score
									127	A Wright St.	0 1
									152	A Oakland	0 2
									158	A Kent St.	0 3
									163	H Valparaiso	0 2
									187	H Ohio	0 1
									239	H Toledo	0 1
									246	H Green Bay	2 1
									249	A Cleveland St.	1 0
									259	A Buffalo	0 1
									264	H Akron	1 1
									284	A Northern Ky.	2 3
									292	A Niagara	2 1
									293	H Robert Morris	0 1
									313	A Canisius	0 1
LAST 10 GAMES											
						163	H Valparaiso	0 2	158	A Kent St.	0 3
						249	A Cleveland St.	1 0	284	A Northern Ky.	2 3
						152	A Oakland	0 2	187	H Ohio	0 1
						246	H Green Bay	2 1	293	H Robert Morris	0 1
						127	A Wright St.	0 1	264	H Akron	1 1

Non-Div. I Games: Cedarville 2 1

Youngstown St.

Average RPI Win: 318		WON-LOST RECORD		WINNING PCT. RANK		LAST 10 GAMES		STRENGTH OF SCHEDULE		OPP. STRENGTH OF SCHEDULE		TEAM RPI		ADJ RPI		CONF. RPI		ADJ CONF. RPI	
DIV. I ONLY		3-9-1		.26923 290		3-6-0		303		315		313		.37255 311		32		32	
DIV. I NON-CONF.		0-7-1		.0625 314		0-4-0		224		236		312		.36027 311		32		32	
TOTALS		RPI 1-25		RPI 26-50		W-L RECORDS		RPI 51-100		RPI 101-150		RPI 150+							
3-9-1		0-0-0		0-0-0		OVERALL		0-0-0		0-1-0		3-8-1							
1-2-1		0-0-0		0-0-0		HOME		0-0-0		0-0-0		1-2-1							
2-5-0		0-0-0		0-0-0		AWAY		0-0-0		0-1-0		2-4-0							
0-2-0		0-0-0		0-0-0		NEUTRAL		0-0-0		0-0-0		0-2-0							
0-7-1		0-0-0		0-0-0		NON-CONFERENCE		0-0-0		0-1-0		0-6-1							
0-1-1		0-0-0		0-0-0		HOME		0-0-0		0-0-0		0-1-1							
0-4-0		0-0-0		0-0-		AWAY		0-0-0		0-1-0		0-3-0							
0-2-0		0-0-0		0-0-0		NEUTRAL		0-0-0		0-0-0		0-2-0							
3-2-0		0-0-0		0-0-0		CONFERENCE		0-0-0		0-0-0		3-2-0							
1-1-0		0-0-0		0-0-0		HOME		0-0-0		0-0-0		1-1-0							
2-1-0		0-0-0		0-0-0		AWAY		0-0-0		0-0-0		2-1-0							
0-0-0		0-0-0		0-0-0		NEUTRAL		0-0-0		0-0-0		0-0-0							
RPI	S	Opponent		Score	RPI	S	Opponent		Score	RPI	S	Opponent		Score					
										106	A	Southeastern La.		1	3				
										168	N	South Ala.		0	5				
										179	H	Louisiana Tech		0	0				
										196	H	Northwestern St.		0	1				
										204	N	Southern Miss.		0	4				
										213	A	Mississippi St.		2	4				
										250	A	Troy		0	5				
										266	A	McNeese St.		0	2				
										294	A	Alabama St.		1	2				
										303	H	Prairie View		0	1				
										306	A	Southern U.		2	1				
										324	H	Texas Southern		2	1				
										325	A	Alabama A&M		2	1				
LAST 10 GAMES																			
										306	A	Southern U.		2	1				
										294	A	Alabama St.		1	2				
										325	A	Alabama A&M		2	1				
										324	H	Texas Southern		2	1				
										303	H	Prairie View		0	1				
										213	A	Mississippi St.		2	4				
										204	N	Southern Miss.		0	4				
										196	H	Northwestern St.		0	1				
										250	A	Troy		0	5				
										168	N	South Ala.		0	5				

Non-Div. I Games: Millsaps 6 0

Jackson St.

Average RPI Win:	223	WON-LOST RECORD	WINNING PCT. RANK	LAST 10 GAMES	STRENGTH OF SCHEDULE	OPP. STRENGTH OF SCHEDULE	TEAM RPI	ADJ RPI	CONF. RPI	ADJ CONF. RPI	
Average RPI Loss:	230										
DIV. I ONLY	2-12-1	.16667	313	2-7-1	224	322	311	.37037	312	28	28
DIV. I NON-CONF.	1-7-0	.125	305	1-2-0	210	322	309	.36067	310	28	28
<hr/>											
TOTALS	RPI 1-25	RPI 26-50		W-L RECORDS	RPI 51-100		RPI 101-150		RPI 150+		
2-12-1	0-0-0	0-0-0		OVERALL	0-0-0		0-0-0		2-12-1		
0-6-0	0-0-0	0-0-0		HOME	0-0-0		0-0-0		0-6-0		
2-5-1	0-0-0	0-0-0		AWAY	0-0-0		0-0-0		2-5-1		
0-1-0	0-0-0	0-0-0		NEUTRAL	0-0-0		0-0-0		0-1-0		
<hr/>											
1-7-0	0-0-0	0-0-0		NON-CONFERENCE	0-0-0		0-0-0		1-7-0		
0-3-0	0-0-0	0-0-0		HOME	0-0-0		0-0-0		0-3-0		
1-3-0	0-0-0	0-0-		AWAY	0-0-0		0-0-0		1-3-0		
0-1-0	0-0-0	0-0-0		NEUTRAL	0-0-0		0-0-0		0-1-0		
<hr/>											
1-5-1	0-0-0	0-0-0		CONFERENCE	0-0-0		0-0-0		1-5-1		
0-3-0	0-0-0	0-0-0		HOME	0-0-0		0-0-0		0-3-0		
1-2-1	0-0-0	0-0-0		AWAY	0-0-0		0-0-0		1-2-1		
0-0-0	0-0-0	0-0-0		NEUTRAL	0-0-0		0-0-0		0-0-0		
<hr/>											
RPI S	Opponent	Score	RPI S	Opponent	Score	RPI S	Opponent	Score	RPI S	Opponent	Score
						162 N Kennesaw St. 0 1					
						166 A Middle Tenn. 0 3					
						167 H Austin Peay 0 5					
						178 H UT Martin 1 2					
						181 A Ball St. 0 2					
						201 A SIU Edwardsville 1 0					
						212 A Southeast Mo. St. 0 1					
						216 H Evansville 1 2					
						245 A East Tenn. St. 1 0					
						284 A Northern Ky. 0 1					
						294 H Alabama St. 2 3					
						296 A Eastern Ill. 2 4					
						300 H Murray St. 0 3					
						301 A Jacksonville St. 0 0					
						302 H Chattanooga 1 2					
<hr/>											
			LAST 10 GAMES								
			212 A Southeast Mo. St. 0 1			296 A Eastern Ill. 2 4					
			178 H UT Martin 1 2			201 A SIU Edwardsville 1 0					
			301 A Jacksonville St. 0 0			245 A East Tenn. St. 1 0					
			300 H Murray St. 0 3			302 H Chattanooga 1 2					
			167 H Austin Peay 0 5			166 A Middle Tenn. 0 3					

Non-Div. I Games: Findlay 3 1

Tennessee Tech

Average RPI Win:	285	WON-LOST RECORD	WINNING PCT. RANK	LAST 10 GAMES	STRENGTH OF SCHEDULE	OPP. STRENGTH OF SCHEDULE	TEAM RPI	ADJ RPI	CONF. RPI	ADJ CONF. RPI		
DIV. I ONLY		4-13-1	.25	294	2-8-0	300	303	312	.37024	313	29	29
DIV. I NON-CONF.		2-6-1	.27778	270	0-1-0	324	293	318	.34168	318	30	30
<hr/>												
TOTALS	RPI 1-25	RPI 26-50		W-L RECORDS		RPI 51-100		RPI 101-150		RPI 150+		
4-13-1	0-0-0	0-1-0		OVERALL		0-0-0		0-1-0		4-11-1		
4-5-0	0-0-0	0-0-0		HOME		0-0-0		0-1-0		4-4-0		
0-8-1	0-0-0	0-1-0		AWAY		0-0-0		0-0-0		0-7-1		
0-0-0	0-0-0	0-0-0		NEUTRAL		0-0-0		0-0-0		0-0-0		
<hr/>												
2-6-1	0-0-0	0-0-0		NON-CONFERENCE		0-0-0		0-0-0		2-6-1		
2-3-0	0-0-0	0-0-0		HOME		0-0-0		0-0-0		2-3-0		
0-3-1	0-0-0	0-0-		AWAY		0-0-0		0-0-0		0-3-1		
0-0-0	0-0-0	0-0-0		NEUTRAL		0-0-0		0-0-0		0-0-0		
<hr/>												
2-7-0	0-0-0	0-1-0		CONFERENCE		0-0-0		0-1-0		2-5-0		
2-2-0	0-0-0	0-0-0		HOME		0-0-0		0-1-0		2-1-0		
0-5-0	0-0-0	0-1-0		AWAY		0-0-0		0-0-0		0-4-0		
0-0-0	0-0-0	0-0-0		NEUTRAL		0-0-0		0-0-0		0-0-0		
<hr/>												
RPI	S	Opponent	Score	RPI	S	Opponent	Score	RPI	S	Opponent	Score	
				44	A	Monmouth	1 2					
								147	H	Fairfield	1 6	
								184	H	Detroit	1 2	
								193	A	Citadel	1 1	
								233	H	Marist	0 1	
								235	A	Iona	0 1	
								237	A	Siena	0 2	
								240	H	St. Bonaventure	0 2	
								247	H	Rider	2 1	
								249	A	Cleveland St.	2 3	
								264	H	Akron	1 2	
								274	H	Quinnipiac	2 1	
								276	A	Charleston So.	3 5	
								284	A	Northern Ky.	1 6	
								289	A	Manhattan	1 2	
								292	A	Niagara	0 1	
								308	H	Albany (NY)	3 0	
								310	H	Youngstown St.	1 0	
<hr/>												
LAST 10 GAMES												
				274	H	Quinnipiac	2 1	292	A	Niagara	0 1	
				237	A	Siena	0 2	44	A	Monmouth	1 2	
				147	H	Fairfield	1 6	247	H	Rider	2 1	
				233	H	Marist	0 1	235	A	Iona	0 1	
				289	A	Manhattan	1 2	264	H	Akron	1 2	

Non-Div. I Games:

Canisius

Average RPI Win:	279	WON-LOST	WINNING	LAST 10	STRENGTH OF	OPP. STRENGTH	TEAM	ADJ	CONF.	ADJ CONF.	
Average RPI Loss:	268	RECORD	PCT. RANK	GAMES	SCHEDULE	OF SCHEDULE	RPI	RPI	RPI	RPI	
DIV. I ONLY	6-9-1	.40625	210	3-5-1	325	317	314	.35954	314	31	31
DIV. I NON-CONF.	5-5-1	.5	148	2-1-1	318	321	290	.39323	293	31	31
<hr/>											
TOTALS	RPI 1-25	RPI 26-50		W-L RECORDS		RPI 51-100		RPI 101-150		RPI 150+	
6-9-1	0-0-0	0-0-0		OVERALL		0-0-0		0-1-0		6-8-1	
4-3-0	0-0-0	0-0-0		HOME		0-0-0		0-1-0		4-2-0	
2-5-0	0-0-0	0-0-0		AWAY		0-0-0		0-0-0		2-5-0	
0-1-1	0-0-0	0-0-0		NEUTRAL		0-0-0		0-0-0		0-1-1	
5-5-1	0-0-0	0-0-0		NON-CONFERENCE		0-0-0		0-1-0		5-4-1	
3-2-0	0-0-0	0-0-0		HOME		0-0-0		0-1-0		3-1-0	
2-2-0	0-0-0	0-0-		AWAY		0-0-0		0-0-0		2-2-0	
0-1-1	0-0-0	0-0-0		NEUTRAL		0-0-0		0-0-0		0-1-1	
1-4-0	0-0-0	0-0-0		CONFERENCE		0-0-0		0-0-0		1-4-0	
1-1-0	0-0-0	0-0-0		HOME		0-0-0		0-0-0		1-1-0	
0-3-0	0-0-0	0-0-0		AWAY		0-0-0		0-0-0		0-3-0	
0-0-0	0-0-0	0-0-0		NEUTRAL		0-0-0		0-0-0		0-0-0	
RPI	S	Opponent	Score	RPI	S	Opponent	Score	RPI	S	Opponent	Score
								134	H	UAB	2 3
								183	H	Presbyterian	2 1
								224	H	Stetson	0 1
								253	H	UNC Asheville	1 0
								260	N	USC Upstate	0 0
								265	A	NJIT	1 3
								265	H	NJIT	0 1
								283	A	Howard	0 1
								283	H	Howard	2 0
								294	A	Alabama St.	0 5
								302	N	Chattanooga	1 5
								304	H	Gardner-Webb	2 0
								319	A	VMI	1 2
								323	A	Delaware St.	0 1
								324	A	Texas Southern	3 2
								325	A	Alabama A&M	7 0
<hr/>											
LAST 10 GAMES											

Non-Div. I Games: Emmanuel (GA) 0 1

South Carolina St.

Average RPI Win: 293		WON-LOST RECORD		WINNING PCT. RANK		LAST 10 GAMES		STRENGTH OF SCHEDULE		OPP. STRENGTH OF SCHEDULE		TEAM RPI		ADJ RPI		CONF. RPI		ADJ CONF. RPI	
DIV. I ONLY		2-14-0		.125 320		1-9-0		259		293		315		.35885 315		25		25	
DIV. I NON-CONF.		1-10-0		.09091 311		0-5-0		260		300		316		.34433 317		22		22	
TOTALS		RPI 1-25		RPI 26-50		W-L RECORDS		RPI 51-100		RPI 101-150		RPI 150+							
2-14-0		0-0-0		0-0-0		OVERALL		0-2-0		0-1-0		2-11-0							
0-7-0		0-0-0		0-0-0		HOME		0-1-0		0-1-0		0-5-0							
1-6-0		0-0-0		0-0-0		AWAY		0-1-0		0-0-0		1-5-0							
1-1-0		0-0-0		0-0-0		NEUTRAL		0-0-0		0-0-0		1-1-0							
1-10-0		0-0-0		0-0-0		NON-CONFERENCE		0-1-0		0-1-0		1-8-0							
0-4-0		0-0-0		0-0-0		HOME		0-0-0		0-1-0		0-3-0							
0-5-0		0-0-0		0-0-		AWAY		0-1-0		0-0-0		0-4-0							
1-1-0		0-0-0		0-0-0		NEUTRAL		0-0-0		0-0-0		1-1-0							
1-4-0		0-0-0		0-0-0		CONFERENCE		0-1-0		0-0-0		1-3-0							
0-3-0		0-0-0		0-0-0		HOME		0-1-0		0-0-0		0-2-0							
1-1-0		0-0-0		0-0-0		AWAY		0-0-0		0-0-0		1-1-0							
0-0-0		0-0-0		0-0-0		NEUTRAL		0-0-0		0-0-0		0-0-0							
RPI	S	Opponent		Score	RPI	S	Opponent		Score	RPI	S	Opponent		Score					
							61	A Iowa	1 2			119	H Iowa St.	0 2					
							88	H Illinois St.	0 5			181	A Ball St.	1 2					
												188	H Indiana St.	1 2					
												194	H South Dakota St.	0 1					
												216	H Evansville	1 2					
												223	A Missouri St.	1 3					
												226	A IPFW	0 2					
												241	A IUPUI	1 2					
												262	H Western Ill.	0 2					
												262	N Western Ill.	1 2					
												271	H Neb. Omaha	1 2					
												286	A South Dakota	0 3					
												290	A Drake	1 0					
												296	N Eastern Ill.	2 0					
LAST 10 GAMES																			
							188	H Indiana St.	1 2			223	A Missouri St.	1 3					
							88	H Illinois St.	0 5			286	A South Dakota	0 3					
							290	A Drake	1 0			119	H Iowa St.	0 2					
							216	H Evansville	1 2			61	A Iowa	1 2					
							241	A IUPUI	1 2			194	H South Dakota St.	0 1					

Non-Div. I Games:

UNI

Average RPI Win:	0	WON-LOST	WINNING	LAST 10	STRENGTH OF	OPP. STRENGTH	TEAM	ADJ	CONF.	ADJ CONF.							
Average RPI Loss:	184	RECORD	PCT. RANK	GAMES	SCHEDULE	OF SCHEDULE	RPI	RPI	RPI	RPI							
DIV. I ONLY		0-13-1	.03571	326	0-9-1	215	251	317	.35735	316	19	19					
DIV. I NON-CONF.		0-6-0	0	317	0-2-0	155	231	307	.36714	306	20	19					
<hr/>																	
TOTALS	RPI 1-25	RPI 26-50		W-L RECORDS		RPI 51-100		RPI 101-150		RPI 150+							
0-13-1	0-0-0	0-0-0		OVERALL		0-2-0		0-1-0		0-10-1							
0-5-1	0-0-0	0-0-0		HOME		0-1-0		0-1-0		0-3-1							
0-8-0	0-0-0	0-0-0		AWAY		0-1-0		0-0-0		0-7-0							
0-0-0	0-0-0	0-0-0		NEUTRAL		0-0-0		0-0-0		0-0-0							
<hr/>																	
0-6-0	0-0-0	0-0-0		NON-CONFERENCE		0-2-0		0-0-0		0-4-0							
0-2-0	0-0-0	0-0-0		HOME		0-1-0		0-0-0		0-1-0							
0-4-0	0-0-0	0-0-		AWAY		0-1-0		0-0-0		0-3-0							
0-0-0	0-0-0	0-0-0		NEUTRAL		0-0-0		0-0-0		0-0-0							
<hr/>																	
0-7-1	0-0-0	0-0-0		CONFERENCE		0-0-0		0-1-0		0-6-1							
0-3-1	0-0-0	0-0-0		HOME		0-0-0		0-1-0		0-2-1							
0-4-0	0-0-0	0-0-0		AWAY		0-0-0		0-0-0		0-4-0							
0-0-0	0-0-0	0-0-0		NEUTRAL		0-0-0		0-0-0		0-0-0							
<hr/>																	
RPI	S	Opponent	Score	RPI	S	Opponent	Score	RPI	S	Opponent	Score						
						66	H	Butler	1	2	101	H	Eastern Mich.	1	2		
						67	A	Michigan St.	1	3	158	A	Kent St.	1	5		
										164	H	Western Mich.	0	5			
										184	A	Detroit	0	3			
										187	A	Ohio	1	3			
										216	H	Evansville	1	2			
										239	H	Toledo	0	2			
										241	A	IUPUI	0	1			
										249	A	Cleveland St.	1	2			
										259	A	Buffalo	0	1			
										264	A	Akron	1	2			
										281	H	Northern Ill.	0	0			
<hr/>																	
				LAST 10 GAMES													
				264	A	Akron	1	2	101	H	Eastern Mich.	1	2				
				259	A	Buffalo	0	1	158	A	Kent St.	1	5				
				239	H	Toledo	0	2	187	A	Ohio	1	3				
				281	H	Northern Ill.	0	0	216	H	Evansville	1	2				
				164	H	Western Mich.	0	5	184	A	Detroit	0	3				

Non-Div. I Games:

Bowling Green

Average RPI Win:	274	WON-LOST RECORD	WINNING PCT. RANK	LAST 10 GAMES	STRENGTH OF SCHEDULE	OPP. STRENGTH OF SCHEDULE	TEAM RPI	ADJ RPI	CONF. RPI	ADJ CONF. RPI	
DIV. I ONLY		3-12-0	.2 303	3-7-0	311	258	316	.35704	317	30	30
DIV. I NON-CONF.		0-7-0	0 317	0-2-0	212	174	314	.35084	313	29	29
<hr/>											
TOTALS	RPI 1-25	RPI 26-50		W-L RECORDS	RPI 51-100		RPI 101-150		RPI 150+		
3-12-0	0-0-0	0-1-0		OVERALL	0-0-0		0-2-0		3-9-0		
2-5-0	0-0-0	0-0-0		HOME	0-0-0		0-0-0		2-5-0		
1-7-0	0-0-0	0-1-0		AWAY	0-0-0		0-2-0		1-4-0		
0-0-0	0-0-0	0-0-0		NEUTRAL	0-0-0		0-0-0		0-0-0		
<hr/>											
0-7-0	0-0-0	0-1-0		NON-CONFERENCE	0-0-0		0-2-0		0-4-0		
0-2-0	0-0-0	0-0-0		HOME	0-0-0		0-0-0		0-2-0		
0-5-0	0-0-0	0-0-		AWAY	0-0-0		0-2-0		0-2-0		
0-0-0	0-0-0	0-0-0		NEUTRAL	0-0-0		0-0-0		0-0-0		
<hr/>											
3-5-0	0-0-0	0-0-0		CONFERENCE	0-0-0		0-0-0		3-5-0		
2-3-0	0-0-0	0-0-0		HOME	0-0-0		0-0-0		2-3-0		
1-2-0	0-0-0	0-0-0		AWAY	0-0-0		0-0-0		1-2-0		
0-0-0	0-0-0	0-0-0		NEUTRAL	0-0-0		0-0-0		0-0-0		
<hr/>											
RPI S	Opponent	Score	RPI S	Opponent	Score	RPI S	Opponent	Score	RPI S	Opponent	Score
			43 A	Washington St.	0 5				107 A	Creighton	1 6
									114 A	Weber St.	0 3
									169 A	Idaho St.	0 2
									185 H	UNLV	0 1
									208 H	UMKC	1 2
									238 A	Utah Valley	1 0
									238 H	Utah Valley	2 3
									269 A	North Dakota St.	2 3
									278 H	New Mexico St.	3 2
									280 A	Bakersfield	0 1
									280 H	Bakersfield	0 1
									297 H	Eastern Wash.	1 2
									305 A	Grand Canyon	0 2
									305 H	Grand Canyon	3 1
<hr/>											
			LAST 10 GAMES								
			238 H	Utah Valley	2 3	208 H	UMKC	1 2			
			280 H	Bakersfield	0 1	278 H	New Mexico St.	3 2			
			305 A	Grand Canyon	0 2	305 H	Grand Canyon	3 1			
			280 A	Bakersfield	0 1	185 H	UNLV	0 1			
			238 A	Utah Valley	1 0	297 H	Eastern Wash.	1 2			

Non-Div. I Games:

Idaho

Average RPI Win: 327		WON-LOST	WINNING	LAST 10	STRENGTH OF		OPP. STRENGTH	TEAM	ADJ	CONF.	ADJ CONF.
Average RPI Loss: 214		RECORD	PCT. RANK	GAMES	SCHEDULE		OF SCHEDULE	RPI	RPI	RPI	RPI
DIV. I ONLY		2-8-2	.25	294	2-5-2		312	325	318	.35425	318
DIV. I NON-CONF.		0-6-0	0	317	0-3-0		89	277	297	.38473	296
TOTALS		RPI 1-25	RPI 26-50		W-L RECORDS		RPI 51-100		RPI 101-150		RPI 150+
2-8-2		0-0-0	0-0-0		OVERALL		0-0-0		0-2-0		2-6-2
2-4-1		0-0-0	0-0-0		HOME		0-0-0		0-1-0		2-3-1
0-4-1		0-0-0	0-0-0		AWAY		0-0-0		0-1-0		0-3-1
0-0-0		0-0-0	0-0-0		NEUTRAL		0-0-0		0-0-0		0-0-0
0-6-0		0-0-0	0-0-0		NON-CONFERENCE		0-0-0		0-2-0		0-4-0
0-3-0		0-0-0	0-0-0		HOME		0-0-0		0-1-0		0-2-0
0-3-0		0-0-0	0-0-		AWAY		0-0-0		0-1-0		0-2-0
0-0-0		0-0-0	0-0-0		NEUTRAL		0-0-0		0-0-0		0-0-0
2-2-2		0-0-0	0-0-0		CONFERENCE		0-0-0		0-0-0		2-2-2
2-1-1		0-0-0	0-0-0		HOME		0-0-0		0-0-0		2-1-1
0-1-1		0-0-0	0-0-0		AWAY		0-0-0		0-0-0		0-1-1
0-0-0		0-0-0	0-0-0		NEUTRAL		0-0-0		0-0-0		0-0-0
RPI S	Opponent	Score	RPI S	Opponent	Score	RPI S	Opponent	Score	RPI S	Opponent	Score
									106 H	Southeastern La.	0 7
									145 A	Nicholls St.	1 5
									160 A	La.-Lafayette	0 3
									204 H	Southern Miss.	0 6
									210 A	Central Ark.	0 4
									268 H	La.-Monroe	1 2
									294 H	Alabama St.	1 2
									303 A	Prairie View	0 0
									324 A	Texas Southern	0 2
									325 H	Alabama A&M	2 2
									326 H	Ark.-Pine Bluff	2 1
									327 H	Grambling	4 0
LAST 10 GAMES											
						324 A	Texas Southern	0 2	325 H	Alabama A&M	2 2
						303 A	Prairie View	0 0	268 H	La.-Monroe	1 2
						326 H	Ark.-Pine Bluff	2 1	160 A	La.-Lafayette	0 3
						327 H	Grambling	4 0	145 A	Nicholls St.	1 5
						294 H	Alabama St.	1 2	106 H	Southeastern La.	0 7

Non-Div. I Games: Delta St. 2 0

Mississippi Val.

V
M
I

V
M
I

VMI

Average RPI Win: 321		WON-LOST RECORD		WINNING PCT. RANK		LAST 10 GAMES		STRENGTH OF SCHEDULE		OPP. STRENGTH OF SCHEDULE		TEAM RPI		ADJ RPI		CONF. RPI		ADJ CONF. RPI	
DIV. I ONLY		2-12-0		.14286 317		2-8-0		307		312		321		.34042 320		29		29	
DIV. I NON-CONF.		2-4-0		.33333 245		2-0-0		297		313		296		.38345 298		30		30	
TOTALS		RPI 1-25		RPI 26-50		W-L RECORDS		RPI 51-100		RPI 101-150		RPI 150+							
2-12-0		0-0-0		0-1-0		OVERALL		0-0-0		0-1-0		2-10-0							
2-7-0		0-0-0		0-0-0		HOME		0-0-0		0-1-0		2-6-0							
0-5-0		0-0-0		0-1-0		AWAY		0-0-0		0-0-0		0-4-0							
0-0-0		0-0-0		0-0-0		NEUTRAL		0-0-0		0-0-0		0-0-0							
2-4-0		0-0-0		0-1-0		NON-CONFERENCE		0-0-0		0-0-0		2-3-0							
2-3-0		0-0-0		0-0-0		HOME		0-0-0		0-0-0		2-3-0							
0-1-0		0-0-0		0-0-		AWAY		0-0-0		0-0-0		0-0-0							
0-0-0		0-0-0		0-0-0		NEUTRAL		0-0-0		0-0-0		0-0-0							
0-8-0		0-0-0		0-0-0		CONFERENCE		0-0-0		0-1-0		0-7-0							
0-4-0		0-0-0		0-0-0		HOME		0-0-0		0-1-0		0-3-0							
0-4-0		0-0-0		0-0-0		AWAY		0-0-0		0-0-0		0-4-0							
0-0-0		0-0-0		0-0-0		NEUTRAL		0-0-0		0-0-0		0-0-0							
RPI	S	Opponent		Score		RPI	S	Opponent		Score		RPI	S	Opponent		Score			
						49	A	Penn		0 4				147 H Fairfield		0 4			
														180 H Wagner		1 3			
														233 H Marist		0 4			
														235 A Iona		0 1			
														237 A Siena		0 2			
														247 A Rider		1 3			
														265 H NJIT		2 3			
														272 H LIU Brooklyn		1 5			
														274 H Quinnipiac		0 3			
														289 A Manhattan		2 7			
														292 H Niagara		1 2			
														319 H VMI		2 0			
														323 H Delaware St.		2 1			
						LAST 10 GAMES													
						289	A	Manhattan		2 7		237	A	Siena		0 2			
						233	H	Marist		0 4		147	H	Fairfield		0 4			
						247	A	Rider		1 3		274	H	Quinnipiac		0 3			
						292	H	Niagara		1 2		323	H	Delaware St.		2 1			
						235	A	Iona		0 1		319	H	VMI		2 0			

Non-Div. I Games:

Saint Peter's

Average RPI Win:		0	WON-LOST		WINNING		LAST 10		STRENGTH OF		OPP. STRENGTH		TEAM	ADJ		CONF.	ADJ CONF.					
Average RPI Loss:		190	RECORD		PCT. RANK		GAMES		SCHEDULE		OF SCHEDULE		RPI	RPI		RPI	RPI					
DIV. I ONLY			0-15-0		0	327	0-10-0		232		264		320	.3373 321		31	31					
DIV. I NON-CONF.			0-15-0		0	317	0-10-0		218		263		319	.3373 320		31	31					
TOTALS		RPI 1-25		RPI 26-50		W-L RECORDS		RPI 51-100		RPI 101-150		RPI 150+										
0-15-0		0-0-0		0-0-0		OVERALL		0-3-0		0-3-0		0-9-0										
0-4-0		0-0-0		0-0-0		HOME		0-1-0		0-1-0		0-2-0										
0-9-0		0-0-0		0-0-0		AWAY		0-2-0		0-1-0		0-6-0										
0-2-0		0-0-0		0-0-0		NEUTRAL		0-0-0		0-1-0		0-1-0										
0-15-0		0-0-0		0-0-0		NON-CONFERENCE		0-3-0		0-3-0		0-9-0										
0-4-0		0-0-0		0-0-0		HOME		0-1-0		0-1-0		0-2-0										
0-9-0		0-0-0		0-0-		AWAY		0-2-0		0-1-0		0-6-0										
0-2-0		0-0-0		0-0-0		NEUTRAL		0-0-0		0-1-0		0-1-0										
0-0-0		0-0-0		0-0-0		CONFERENCE		0-0-0		0-0-0		0-0-0										
0-0-0		0-0-0		0-0-0		HOME		0-0-0		0-0-0		0-0-0										
0-0-0		0-0-0		0-0-0		AWAY		0-0-0		0-0-0		0-0-0										
0-0-0		0-0-0		0-0-0		NEUTRAL		0-0-0		0-0-0		0-0-0										
RPI	S	Opponent		Score	RPI	S	Opponent		Score	RPI	S	Opponent		Score	RPI	S	Opponent		Score			
										80	A	Furman		1	3		124	H	UNC Greensboro		0	2
										85	H	Elon		1	6		134	N	UAB		0	2
										89	A	Samford		1	2		137	A	Wofford		0	3
																	172	H	UNC Wilmington		1	3
																	191	A	East Carolina		0	3
																	199	H	Davidson		3	4
																	225	A	Ga. Southern		0	5
																	245	A	East Tenn. St.		0	2
																	276	A	Charleston So.		0	1
																	287	A	Campbell		2	3
																	302	A	Chattanooga		2	3
																	304	N	Gardner-Webb		1	2
				LAST 10 GAMES																		
					89	A	Samford		1	2		124	H	UNC Greensboro		0	2					
					302	A	Chattanooga		2	3		80	A	Furman		1	3					
					199	H	Davidson		3	4		137	A	Wofford		0	3					
					225	A	Ga. Southern		0	5		172	H	UNC Wilmington		1	3					
					85	H	Elon		1	6		245	A	East Tenn. St.		0	2					

Non-Div. I Games:

Francis Marion

Average RPI Win: 326		WON-LOST	WINNING	LAST 10	STRENGTH OF		OPP. STRENGTH	TEAM	ADJ	CONF.	ADJ CONF.
Average RPI Loss: 229		RECORD	PCT. RANK	GAMES	SCHEDULE		OF SCHEDULE	RPI	RPI	RPI	RPI
DIV. I ONLY		1-6-2	.22222	301	1-6-2		323	327	324	.32372	32
DIV. I NON-CONF.		0-3-0	0	317	0-3-0		20	278	261	.42764	32
TOTALS		RPI 1-25	RPI 26-50		W-L RECORDS		RPI 51-100		RPI 101-150		RPI 150+
1-6-2	0-0-0	0-0-0		OVERALL		0-0-0		0-2-0		1-4-2	
1-1-2	0-0-0	0-0-0		HOME		0-0-0		0-0-0		1-1-2	
0-5-0	0-0-0	0-0-0		AWAY		0-0-0		0-2-0		0-3-0	
0-0-0	0-0-0	0-0-0		NEUTRAL		0-0-0		0-0-0		0-0-0	
0-3-0	0-0-0	0-0-0		NON-CONFERENCE		0-0-0		0-2-0		0-1-0	
0-0-0	0-0-0	0-0-0		HOME		0-0-0		0-0-0		0-0-0	
0-3-0	0-0-0	0-0-		AWAY		0-0-0		0-2-0		0-1-0	
0-0-0	0-0-0	0-0-0		NEUTRAL		0-0-0		0-0-0		0-0-0	
1-3-2	0-0-0	0-0-0		CONFERENCE		0-0-0		0-0-0		1-3-2	
1-1-2	0-0-0	0-0-0		HOME		0-0-0		0-0-0		1-1-2	
0-2-0	0-0-0	0-0-0		AWAY		0-0-0		0-0-0		0-2-0	
0-0-0	0-0-0	0-0-0		NEUTRAL		0-0-0		0-0-0		0-0-0	
RPI S	Opponent	Score	RPI S	Opponent	Score	RPI S	Opponent	Score	RPI S	Opponent	Score
									106 A	Southeastern La.	0 9
									145 A	Nicholls St.	0 6
									204 A	Southern Miss.	1 10
									294 H	Alabama St.	0 5
									303 A	Prairie View	0 9
									324 A	Texas Southern	0 6
									325 H	Alabama A&M	2 2
									326 H	Ark.-Pine Bluff	3 1
									327 H	Grambling	1 1
LAST 10 GAMES											
						294 H	Alabama St.	0 5			
						204 A	Southern Miss.	1 10			
						145 A	Nicholls St.	0 6			
						106 A	Southeastern La.	0 9			

Non-Div. I Games: McMurry 1 2

Alcorn

Average RPI Win: 314		WON-LOST RECORD		WINNING PCT. RANK		LAST 10 GAMES		STRENGTH OF SCHEDULE		OPP. STRENGTH OF SCHEDULE		TEAM RPI		ADJ RPI		CONF. RPI		ADJ CONF. RPI	
DIV. I ONLY		1-12-0		.07692 324		1-9-0		302		314		323		.31905 323		31		31	
DIV. I NON-CONF.		0-10-0		0 317		0-7-0		286		305		326		.30598 326		31		31	
TOTALS		RPI 1-25		RPI 26-50		W-L RECORDS		RPI 51-100		RPI 101-150		RPI 150+							
1-12-0		0-0-0		0-0-0		OVERALL		0-1-0		0-1-0		1-10-0							
1-5-0		0-0-0		0-0-0		HOME		0-0-0		0-0-0		1-5-0							
0-7-0		0-0-0		0-0-0		AWAY		0-1-0		0-1-0		0-5-0							
0-0-0		0-0-0		0-0-0		NEUTRAL		0-0-0		0-0-0		0-0-0							
0-10-0		0-0-0		0-0-0		NON-CONFERENCE		0-1-0		0-1-0		0-8-0							
0-4-0		0-0-0		0-0-0		HOME		0-0-0		0-0-0		0-4-0							
0-6-0		0-0-0		0-0-		AWAY		0-1-0		0-1-0		0-4-0							
0-0-0		0-0-0		0-0-0		NEUTRAL		0-0-0		0-0-0		0-0-0							
1-2-0		0-0-0		0-0-0		CONFERENCE		0-0-0		0-0-0		1-2-0							
1-1-0		0-0-0		0-0-0		HOME		0-0-0		0-0-0		1-1-0							
0-1-0		0-0-0		0-0-0		AWAY		0-0-0		0-0-0		0-1-0							
0-0-0		0-0-0		0-0-0		NEUTRAL		0-0-0		0-0-0		0-0-0							
RPI	S	Opponent		Score	RPI	S	Opponent		Score	RPI	S	Opponent		Score	RPI	S	Opponent		Score
							74	A	Radford	0	6		149	A	Fairleigh Dickinson	1	2		
													155	H	Cornell	0	1		
													180	H	Wagner	0	2		
													217	H	Temple	0	4		
													254	A	Mt. St. Mary's	1	3		
													265	H	NJIT	0	3		
													270	H	Bryant	0	2		
													283	A	Howard	1	2		
													289	A	Manhattan	0	2		
													314	H	South Carolina St.	1	0		
													319	A	VMI	0	2		
													320	A	Saint Peter's	1	2		
LAST 10 GAMES																			
							283	A	Howard	1	2		314	H	South Carolina St.	1	0		
							155	H	Cornell	0	1		254	A	Mt. St. Mary's	1	3		
							265	H	NJIT	0	3		320	A	Saint Peter's	1	2		
							149	A	Fairleigh Dickinson	1	2		289	A	Manhattan	0	2		
							180	H	Wagner	0	2		319	A	VMI	0	2		

Non-Div. I Games:

Delaware St.

Average RPI Win: 320		WON-LOST RECORD		WINNING PCT. RANK		LAST 10 GAMES		STRENGTH OF SCHEDULE		OPP. STRENGTH OF SCHEDULE		TEAM RPI		ADJ RPI		CONF. RPI		ADJ CONF. RPI	
DIV. I ONLY		2-9-0		.18182 309		2-5-0		318		323		322		.31781 324		32		32	
DIV. I NON-CONF.		0-6-0		0 317		0-2-0		237		310		322		.32339 324		32		32	
TOTALS		RPI 1-25		RPI 26-50		W-L RECORDS		RPI 51-100		RPI 101-150		RPI 150+							
2-9-0		0-0-0		0-0-0		OVERALL		0-1-0		0-1-0		2-7-0							
2-2-0		0-0-0		0-0-0		HOME		0-1-0		0-0-0		2-1-0							
0-6-0		0-0-0		0-0-0		AWAY		0-0-0		0-1-0		0-5-0							
0-1-0		0-0-0		0-0-0		NEUTRAL		0-0-0		0-0-0		0-1-0							
0-6-0		0-0-0		0-0-0		NON-CONFERENCE		0-1-0		0-1-0		0-4-0							
0-2-0		0-0-0		0-0-0		HOME		0-1-0		0-0-0		0-1-0							
0-3-0		0-0-0		0-0-		AWAY		0-0-0		0-1-0		0-2-0							
0-1-0		0-0-0		0-0-0		NEUTRAL		0-0-0		0-0-0		0-1-0							
2-3-0		0-0-0		0-0-0		CONFERENCE		0-0-0		0-0-0		2-3-0							
2-0-0		0-0-0		0-0-0		HOME		0-0-0		0-0-0		2-0-0							
0-3-0		0-0-0		0-0-0		AWAY		0-0-0		0-0-0		0-3-0							
0-0-0		0-0-0		0-0-0		NEUTRAL		0-0-0		0-0-0		0-0-0							
RPI	S	Opponent		Score	RPI	S	Opponent		Score	RPI	S	Opponent		Score					
							91	H	North Texas	1	9		106	A	Southeastern La.	0	4		
													214	A	Sam Houston St.	0	6		
													266	A	McNeese St.	2	12		
													287	N	Campbell	3	4		
													303	A	Prairie View	0	5		
													306	A	Southern U.	2	3		
													311	A	Jackson St.	1	2		
													314	H	South Carolina St.	2	3		
													318	H	Mississippi Val.	2	0		
													322	H	Alcorn	6	0		
LAST 10 GAMES																			
							322	H	Alcorn	6	0		318	H	Mississippi Val.	2	0		
							303	A	Prairie View	0	5		106	A	Southeastern La.	0	4		
							311	A	Jackson St.	1	2		287	N	Campbell	3	4		
							306	A	Southern U.	2	3		266	A	McNeese St.	2	12		
							314	H	South Carolina St.	2	3		214	A	Sam Houston St.	0	6		

Non-Div. I Games: St. Mary's (TX) 1 4 St. Edward's 2 8 Incarnate Word 1 7

Texas Southern

Average RPI Win: 327		WON-LOST	WINNING	LAST 10	STRENGTH OF		OPP. STRENGTH	TEAM	ADJ	CONF.	ADJ CONF.
Average RPI Loss: 228		RECORD	PCT. RANK	GAMES	SCHEDULE		OF SCHEDULE	RPI	RPI	RPI	RPI
DIV. I ONLY		1-13-3	.14706	315	1-6-3		324	318	325	.30707	325
DIV. I NON-CONF.		0-11-0	0	317	0-4-0		252	296	324	.32384	322
TOTALS		RPI 1-25	RPI 26-50		W-L RECORDS		RPI 51-100		RPI 101-150		RPI 150+
1-13-3	0-0-0	0-0-0		OVERALL		0-1-0		0-0-0		1-12-3	
0-9-0	0-0-0	0-0-0		HOME		0-0-0		0-0-0		0-9-0	
1-4-3	0-0-0	0-0-0		AWAY		0-1-0		0-0-0		1-3-3	
0-0-0	0-0-0	0-0-0		NEUTRAL		0-0-0		0-0-0		0-0-0	
0-11-0	0-0-0	0-0-0		NON-CONFERENCE		0-1-0		0-0-0		0-10-0	
0-7-0	0-0-0	0-0-0		HOME		0-0-0		0-0-0		0-7-0	
0-4-0	0-0-0	0-0-0		AWAY		0-1-0		0-0-0		0-3-0	
0-0-0	0-0-0	0-0-0		NEUTRAL		0-0-0		0-0-0		0-0-0	
1-2-3	0-0-0	0-0-0		CONFERENCE		0-0-0		0-0-0		1-2-3	
0-2-0	0-0-0	0-0-0		HOME		0-0-0		0-0-0		0-2-0	
1-0-3	0-0-0	0-0-0		AWAY		0-0-0		0-0-0		1-0-3	
0-0-0	0-0-0	0-0-0		NEUTRAL		0-0-0		0-0-0		0-0-0	
RPI S	Opponent	Score	RPI S	Opponent	Score	RPI S	Opponent	Score	RPI S	Opponent	Score
						58 A	Clemson	0 14	166 A	Middle Tenn.	0 8
									168 A	South Ala.	0 11
									174 H	Winthrop	1 11
									186 H	Mercer	0 10
									197 H	Lipscomb	0 10
									243 H	Eastern Ky.	2 3
									245 H	East Tenn. St.	0 7
									300 H	Murray St.	0 10
									301 A	Jacksonville St.	0 4
									306 H	Southern U.	0 3
									311 H	Jackson St.	1 2
									314 H	South Carolina St.	0 7
									318 A	Mississippi Val.	2 2
									322 A	Alcorn	2 2
									326 A	Ark.-Pine Bluff	1 1
									327 A	Grambling	3 1
LAST 10 GAMES											
						326 A	Ark.-Pine Bluff	1 1	327 A	Grambling	3 1
						306 H	Southern U.	0 3	243 H	Eastern Ky.	2 3
						311 H	Jackson St.	1 2	58 A	Clemson	0 14
						322 A	Alcorn	2 2	166 A	Middle Tenn.	0 8
						318 A	Mississippi Val.	2 2	168 A	South Ala.	0 11

Non-Div. I Games:

Alabama A&M

Average RPI Win:	0	WON-LOST	WINNING	LAST 10	STRENGTH OF	OPP. STRENGTH	TEAM	ADJ	CONF.	ADJ CONF.	
Average RPI Loss:	227	RECORD	PCT. RANK	GAMES	SCHEDULE	OF SCHEDULE	RPI	RPI	RPI	RPI	
DIV. I ONLY	0-11-2	.07692	324	0-7-2	319	319	326	.29775	326	32	32
DIV. I NON-CONF.	0-8-0	0	317	0-4-0	233	247	320	.33675	321	32	32
<hr/>											
TOTALS	RPI 1-25	RPI 26-50		W-L RECORDS	RPI 51-100		RPI 101-150		RPI 150+		
0-11-2	0-0-0	0-1-0		OVERALL	0-1-0		0-0-0		0-9-2		
0-1-1	0-0-0	0-0-0		HOME	0-0-0		0-0-0		0-1-1		
0-9-1	0-0-0	0-1-0		AWAY	0-1-0		0-0-0		0-7-1		
0-1-0	0-0-0	0-0-0		NEUTRAL	0-0-0		0-0-0		0-1-0		
<hr/>											
0-8-0	0-0-0	0-1-0		NON-CONFERENCE	0-1-0		0-0-0		0-6-0		
0-0-0	0-0-0	0-0-0		HOME	0-0-0		0-0-0		0-0-0		
0-7-0	0-0-0	0-0-		AWAY	0-1-0		0-0-0		0-5-0		
0-1-0	0-0-0	0-0-0		NEUTRAL	0-0-0		0-0-0		0-1-0		
<hr/>											
0-3-2	0-0-0	0-0-0		CONFERENCE	0-0-0		0-0-0		0-3-2		
0-1-1	0-0-0	0-0-0		HOME	0-0-0		0-0-0		0-1-1		
0-2-1	0-0-0	0-0-0		AWAY	0-0-0		0-0-0		0-2-1		
0-0-0	0-0-0	0-0-0		NEUTRAL	0-0-0		0-0-0		0-0-0		
<hr/>											
RPI	S	Opponent	Score	RPI	S	Opponent	Score	RPI	S	Opponent	Score
				46	A	Texas Tech	0 8	53	A	South Fla.	0 7
								202	A	Arkansas St.	0 5
								204	A	Southern Miss.	0 8
								229	A	North Florida	1 10
								268	A	La.-Monroe	0 4
								279	A	UALR	0 4
								282	N	Fla. Atlantic	0 10
								294	H	Alabama St.	1 3
								318	A	Mississippi Val.	1 2
								322	A	Alcorn	1 3
								325	H	Alabama A&M	1 1
								327	A	Grambling	0 0
<hr/>											
LAST 10 GAMES											
				325	H	Alabama A&M	1 1	294	H	Alabama St.	1 3
				318	A	Mississippi Val.	1 2	202	A	Arkansas St.	0 5
				322	A	Alcorn	1 3	282	N	Fla. Atlantic	0 10
				46	A	Texas Tech	0 8	229	A	North Florida	1 10
				327	A	Grambling	0 0	268	A	La.-Monroe	0 4

Non-Div. I Games:

Lyon

2

3

Williams Baptist

9

0

Central Baptist

2

0

Ark.-Pine Bluff

Average RPI Win:	0	WON-LOST	WINNING	LAST 10	STRENGTH OF	OPP. STRENGTH	TEAM	ADJ	CONF.	ADJ CONF.	
Average RPI Loss:	264	RECORD	PCT. RANK	GAMES	SCHEDULE	OF SCHEDULE	RPI	RPI	RPI	RPI	
DIV. I ONLY		0-6-2	.125 320	0-6-2	326	326	327	.28289 327	32	32	
DIV. I NON-CONF.		0-3-0	0 317	0-3-0	185	302	317	.34893 315	32	32	
<hr/>											
TOTALS	RPI 1-25	RPI 26-50		W-L RECORDS	RPI 51-100		RPI 101-150		RPI 150+		
0-6-2	0-0-0	0-0-0		OVERALL	0-0-0		0-0-0		0-6-2		
0-3-1	0-0-0	0-0-0		HOME	0-0-0		0-0-0		0-3-1		
0-3-1	0-0-0	0-0-0		AWAY	0-0-0		0-0-0		0-3-1		
0-0-0	0-0-0	0-0-0		NEUTRAL	0-0-0		0-0-0		0-0-0		
<hr/>											
0-3-0	0-0-0	0-0-0		NON-CONFERENCE	0-0-0		0-0-0		0-3-0		
0-1-0	0-0-0	0-0-0		HOME	0-0-0		0-0-0		0-1-0		
0-2-0	0-0-0	0-0-		AWAY	0-0-0		0-0-0		0-2-0		
0-0-0	0-0-0	0-0-0		NEUTRAL	0-0-0		0-0-0		0-0-0		
<hr/>											
0-3-2	0-0-0	0-0-0		CONFERENCE	0-0-0		0-0-0		0-3-2		
0-2-1	0-0-0	0-0-0		HOME	0-0-0		0-0-0		0-2-1		
0-1-1	0-0-0	0-0-0		AWAY	0-0-0		0-0-0		0-1-1		
0-0-0	0-0-0	0-0-0		NEUTRAL	0-0-0		0-0-0		0-0-0		
<hr/>											
RPI S	Opponent	Score	RPI S	Opponent	Score	RPI S	Opponent	Score	RPI S	Opponent	Score
						179 H Louisiana Tech 0 6					
						202 A Arkansas St. 0 7					
						268 A La.-Monroe 0 9					
						294 H Alabama St. 0 3					
						318 A Mississippi Val. 0 4					
						322 A Alcorn 1 1					
						325 H Alabama A&M 1 3					
						326 H Ark.-Pine Bluff 0 0					
			LAST 10 GAMES								
			294 H Alabama St. 0 3			325 H Alabama A&M 1 3					
			322 A Alcorn 1 1			202 A Arkansas St. 0 7					
			318 A Mississippi Val. 0 4			268 A La.-Monroe 0 9					
			326 H Ark.-Pine Bluff 0 0								
			179 H Louisiana Tech 0 6								

Non-Div. I Games:

Grambling