

Average RPI Win:	73	WON-LOST RECORD	WINNING PCT. RANK	LAST 10 GAMES	STRENGTH OF SCHEDULE	OPP. STRENGTH OF SCHEDULE	TEAM RPI	ADJ RPI	CONF. RPI	ADJ CONF. RPI						
DIV. I ONLY		10-2-0	.83333	15	8-2-0	3	18	1	.71244	1	1	1				
DIV. I NON-CONF.		6-0-0	1	1	4-0-0	5	35	1	.74809	1	1	1				
<hr/>																
TOTALS	RPI 1-25	RPI 26-50		W-L RECORDS		RPI 51-100		RPI 101-150		RPI 150+						
10-2-0	4-2-0	2-0-0		OVERALL		1-0-0		1-0-0		2-0-0						
3-1-0	1-1-0	0-0-0		HOME		0-0-0		0-0-0		2-0-0						
3-1-0	1-1-0	1-0-0		AWAY		0-0-0		1-0-0		0-0-0						
4-0-0	2-0-0	1-0-0		NEUTRAL		1-0-0		0-0-0		0-0-0						
6-0-0	2-0-0	1-0-0		NON-CONFERENCE		1-0-0		0-0-0		2-0-0						
2-0-0	0-0-0	0-0-0		HOME		0-0-0		0-0-0		2-0-0						
0-0-0	0-0-0	0-0-		AWAY		0-0-0		0-0-0		0-0-0						
4-0-0	2-0-0	1-0-0		NEUTRAL		1-0-0		0-0-0		0-0-0						
4-2-0	2-2-0	1-0-0		CONFERENCE		0-0-0		1-0-0		0-0-0						
1-1-0	1-1-0	0-0-0		HOME		0-0-0		0-0-0		0-0-0						
3-1-0	1-1-0	1-0-0		AWAY		0-0-0		1-0-0		0-0-0						
0-0-0	0-0-0	0-0-0		NEUTRAL		0-0-0		0-0-0		0-0-0						
<hr/>																
RPI	S	Opponent	Score		RPI	S	Opponent	Score		RPI	S	Opponent	Score			
5	N	UCLA	1	0	36	N	West Virginia	4	2	70	N	VCU	4	0		
7	A	Florida St.	0	1	45	A	Miami (FL)	4	0			147	A	Pittsburgh	1	0
10	A	Virginia Tech	2	1								160	H	Kennesaw St.	3	0
16	N	Santa Clara	2	0								223	H	New Mexico	2	1
20	H	Notre Dame	0	1												
21	H	Maryland	3	1												
<hr/>																
LAST 10 GAMES																
		21	H	Maryland	3	1	10	A	Virginia Tech	2	1					
		147	A	Pittsburgh	1	0	36	N	West Virginia	4	2					
		45	A	Miami (FL)	4	0	5	N	UCLA	1	0					
		7	A	Florida St.	0	1	160	H	Kennesaw St.	3	0					
		20	H	Notre Dame	0	1	223	H	New Mexico	2	1					

Non-Div. I Games:

North Carolina

Average RPI Win:	89	WON-LOST RECORD	WINNING PCT. RANK	LAST 10 GAMES	STRENGTH OF SCHEDULE	OPP. STRENGTH OF SCHEDULE	TEAM RPI	ADJ RPI	CONF. RPI	ADJ CONF. RPI	
Average RPI Loss:	9										
DIV. I ONLY	10-2-1	.80769	20	3-1-0	2	71	2	.70576	2	2	3
DIV. I NON-CONF.	6-1-1	.8125	29	1-0-0	1	98	4	.71795	4	3	3
<hr/>											
TOTALS	RPI 1-25	RPI 26-50		W-L RECORDS	RPI 51-100		RPI 101-150		RPI 150+		
10-2-1	0-2-0	3-0-1		OVERALL	4-0-0		1-0-0		2-0-0		
6-0-1	0-0-0	2-0-1		HOME	2-0-0		1-0-0		1-0-0		
4-2-0	0-2-0	1-0-0		AWAY	2-0-0		0-0-0		1-0-0		
0-0-0	0-0-0	0-0-0		NEUTRAL	0-0-0		0-0-0		0-0-0		
<hr/>											
6-1-1	0-1-0	1-0-1		NON-CONFERENCE	3-0-0		1-0-0		1-0-0		
3-0-1	0-0-0	1-0-1		HOME	1-0-0		1-0-0		0-0-0		
3-1-0	0-1-0	0-0-		AWAY	2-0-0		0-0-0		1-0-0		
0-0-0	0-0-0	0-0-0		NEUTRAL	0-0-0		0-0-0		0-0-0		
<hr/>											
4-1-0	0-1-0	2-0-0		CONFERENCE	1-0-0		0-0-0		1-0-0		
3-0-0	0-0-0	1-0-0		HOME	1-0-0		0-0-0		1-0-0		
1-1-0	0-1-0	1-0-0		AWAY	0-0-0		0-0-0		0-0-0		
0-0-0	0-0-0	0-0-0		NEUTRAL	0-0-0		0-0-0		0-0-0		
<hr/>											
RPI S	Opponent	Score		RPI S	Opponent	Score		RPI S	Opponent	Score	
3 A	Virginia	1	5	34 A	Wisconsin	2	1	51 A	Oklahoma St.	4	2
15 A	Minnesota	0	1	36 H	West Virginia	2	2	58 H	La Salle	5	1
				48 H	Boston U.	1	0	60 A	Tulsa	3	2
				49 H	Indiana	4	1	78 H	Purdue	6	1
<hr/>											
LAST 10 GAMES											
243 A	Bucknell	6	0	154 H	Northwestern	3	2				
15 A	Minnesota	0	1	60 A	Tulsa	3	2				
34 A	Wisconsin	2	1	51 A	Oklahoma St.	4	2				
49 H	Indiana	4	1	48 H	Boston U.	1	0				
78 H	Purdue	6	1	58 H	La Salle	5	1				

Average RPI Win: 67		WON-LOST RECORD	WINNING PCT. RANK		LAST 10 GAMES	STRENGTH OF SCHEDULE	OPP. STRENGTH OF SCHEDULE	TEAM RPI	ADJ RPI		CONF. RPI	ADJ CONF. RPI					
Average RPI Loss: 0																	
DIV. I ONLY		12-0-0	1	1	10-0-0	57	2	3	.70432	3	1	1					
DIV. I NON-CONF.		6-0-0	1	1	4-0-0	18	2	3	.73238	3	1	1					
<hr/>																	
TOTALS		RPI 1-25		RPI 26-50		W-L RECORDS		RPI 51-100		RPI 101-150		RPI 150+					
12-0-0		4-0-0		3-0-0		OVERALL		2-0-0		2-0-0		1-0-0					
9-0-0		3-0-0		2-0-0		HOME		2-0-0		1-0-0		1-0-0					
3-0-0		1-0-0		1-0-0		AWAY		0-0-0		1-0-0		0-0-0					
0-0-0		0-0-0		0-0-0		NEUTRAL		0-0-0		0-0-0		0-0-0					
6-0-0		2-0-0		1-0-0		NON-CONFERENCE		1-0-0		1-0-0		1-0-0					
6-0-0		2-0-0		1-0-0		HOME		1-0-0		1-0-0		1-0-0					
0-0-0		0-0-0		0-0-		AWAY		0-0-0		0-0-0		0-0-0					
0-0-0		0-0-0		0-0-0		NEUTRAL		0-0-0		0-0-0		0-0-0					
6-0-0		2-0-0		2-0-0		CONFERENCE		1-0-0		1-0-0		0-0-0					
3-0-0		1-0-0		1-0-0		HOME		1-0-0		0-0-0		0-0-0					
3-0-0		1-0-0		1-0-0		AWAY		0-0-0		1-0-0		0-0-0					
0-0-0		0-0-0		0-0-0		NEUTRAL		0-0-0		0-0-0		0-0-0					
RPI	S	Opponent		Score		RPI	S	Opponent		Score		RPI	S	Opponent		Score	
2	H	Penn St.		5	1	26	H	Rutgers		6	0	70	H	VCU		4	2
16	H	Santa Clara		4	0	35	A	Duke		3	2	86	H	Syracuse		3	0
21	H	Maryland		1	0	50	H	Clemson		3	0						
22	A	Boston College		2	1												
<hr/>																	
LAST 10 GAMES																	
50 H Clemson						3	0	86 H Syracuse						3	0		
21 H Maryland						1	0	102 H Seton Hall						3	0		
35 A Duke						3	2	26 H Rutgers						6	0		
147 A Pittsburgh						3	1	228 H Richmond						3	0		
22 A Boston College						2	1	2 H Penn St.						5	1		

Non-Div. I Games:

Virginia

Average RPI Win:	104	WON-LOST	WINNING	LAST 10	STRENGTH OF	OPP. STRENGTH	TEAM	ADJ	CONF.	ADJ CONF.					
Average RPI Loss:	0	RECORD	PCT. RANK	GAMES	SCHEDULE	OF SCHEDULE	RPI	RPI	RPI	RPI					
DIV. I ONLY		11-0-2	.92308	2	8-0-2	21	42	5	.69536	4	5	5			
DIV. I NON-CONF.		8-0-1	.94444	6	5-0-1	24	18	5	.70386	5	5	5			
<hr/>															
TOTALS	RPI 1-25	RPI 26-50		W-L RECORDS		RPI 51-100		RPI 101-150		RPI 150+					
11-0-2	1-0-1	1-0-0		OVERALL		5-0-1		2-0-0		2-0-0					
6-0-2	1-0-1	0-0-0		HOME		3-0-1		1-0-0		1-0-0					
5-0-0	0-0-0	1-0-0		AWAY		2-0-0		1-0-0		1-0-0					
0-0-0	0-0-0	0-0-0		NEUTRAL		0-0-0		0-0-0		0-0-0					
<hr/>															
8-0-1	1-0-1	1-0-0		NON-CONFERENCE		3-0-0		1-0-0		2-0-0					
5-0-1	1-0-1	0-0-0		HOME		2-0-0		1-0-0		1-0-0					
3-0-0	0-0-0	1-0-		AWAY		1-0-0		0-0-0		1-0-0					
0-0-0	0-0-0	0-0-0		NEUTRAL		0-0-0		0-0-0		0-0-0					
<hr/>															
3-0-1	0-0-0	0-0-0		CONFERENCE		2-0-1		1-0-0		0-0-0					
1-0-1	0-0-0	0-0-0		HOME		1-0-1		0-0-0		0-0-0					
2-0-0	0-0-0	0-0-0		AWAY		1-0-0		1-0-0		0-0-0					
0-0-0	0-0-0	0-0-0		NEUTRAL		0-0-0		0-0-0		0-0-0					
<hr/>															
RPI S	Opponent	Score		RPI S	Opponent	Score		RPI S	Opponent	Score					
12 H	UCF	1	1	40 A	Connecticut	2	1	59 H	DePaul	1	1	119 H	Yale	8	0
19 H	William & Mary	2	1					66 A	North Carolina St.	2	0	135 A	Providence	2	1
								70 H	VCU	4	0	190 A	George Washington	3	2
								81 H	Delaware	3	0	241 H	Quinnipiac	5	0
								85 A	Butler	3	0				
								97 H	Xavier	7	1				
<hr/>															
				LAST 10 GAMES											
				135 A	Providence	2	1	12 H	UCF	1	1				
				85 A	Butler	3	0	119 H	Yale	8	0				
				97 H	Xavier	7	1	81 H	Delaware	3	0				
				59 H	DePaul	1	1	66 A	North Carolina St.	2	0				
				40 A	Connecticut	2	1	70 H	VCU	4	0				

Non-Div. I Games:

Georgetown

Average RPI Win:	82	WON-LOST RECORD	WINNING PCT. RANK	LAST 10 GAMES	STRENGTH OF SCHEDULE	OPP. STRENGTH OF SCHEDULE	TEAM RPI	ADJ RPI	CONF. RPI	ADJ CONF. RPI		
Average RPI Loss:	1											
DIV. I ONLY		10-1-0	.90909	3	9-1-0	28	10	4	.6952	5	3	2
DIV. I NON-CONF.		8-1-0	.88889	14	7-1-0	38	4	8	.67927	8	2	2

TOTALS	RPI 1-25		RPI 26-50		W-L RECORDS		RPI 51-100		RPI 101-150		RPI 150+	
10-1-0	2-1-0		3-0-0		OVERALL		1-0-0		2-0-0		2-0-0	
4-0-0	0-0-0		1-0-0		HOME		0-0-0		2-0-0		1-0-0	
5-0-0	1-0-0		2-0-0		AWAY		1-0-0		0-0-0		1-0-0	
1-1-0	1-1-0		0-0-0		NEUTRAL		0-0-0		0-0-0		0-0-0	
8-1-0	2-1-0		2-0-0		NON-CONFERENCE		0-0-0		2-0-0		2-0-0	
3-0-0	0-0-0		0-0-0		HOME		0-0-0		2-0-0		1-0-0	
4-0-0	1-0-0		2-0-		AWAY		0-0-0		0-0-0		1-0-0	
1-1-0	1-1-0		0-0-0		NEUTRAL		0-0-0		0-0-0		0-0-0	
2-0-0	0-0-0		1-0-0		CONFERENCE		1-0-0		0-0-0		0-0-0	
1-0-0	0-0-0		1-0-0		HOME		0-0-0		0-0-0		0-0-0	
1-0-0	0-0-0		0-0-0		AWAY		1-0-0		0-0-0		0-0-0	
0-0-0	0-0-0		0-0-0		NEUTRAL		0-0-0		0-0-0		0-0-0	

RPI S	Opponent	Score	RPI S	Opponent	Score	RPI S	Opponent	Score	RPI S	Opponent	Score	
1 N	North Carolina	0 1	32 H	Washington St.	2 0	72 A	Arizona	2 1	123 H	San Diego St.	2 0	
11 N	Marquette	2 1	35 A	Duke	2 1				136 H	Cal St. Northridge	3 0	
20 A	Notre Dame	1 0	41 A	Pepperdine	2 0				166 H	Northeastern	4 0	
									186 A	Loyola Marymount	3 0	

Average RPI Win:	70	WON-LOST RECORD	WINNING PCT. RANK	LAST 10 GAMES	STRENGTH OF SCHEDULE	OPP. STRENGTH OF SCHEDULE	TEAM RPI	ADJ RPI	CONF. RPI	ADJ CONF. RPI		
Average RPI Loss:	28											
DIV. I ONLY		9-1-1	.86364	10	8-1-1	30	3	7	.68698	6	3	2
DIV. I NON-CONF.		7-0-1	.9375	7	6-0-1	47	3	7	.69067	6	2	2
<hr/>												
TOTALS	RPI 1-25	RPI 26-50		W-L RECORDS		RPI 51-100		RPI 101-150		RPI 150+		
9-1-1	4-0-0	1-1-1		OVERALL		1-0-0		2-0-0		1-0-0		
5-1-1	1-0-0	0-1-1		HOME		1-0-0		2-0-0		1-0-0		
4-0-0	3-0-0	1-0-0		AWAY		0-0-0		0-0-0		0-0-0		
0-0-0	0-0-0	0-0-0		NEUTRAL		0-0-0		0-0-0		0-0-0		
7-0-1	3-0-0	1-0-1		NON-CONFERENCE		0-0-0		2-0-0		1-0-0		
4-0-1	1-0-0	0-0-1		HOME		0-0-0		2-0-0		1-0-0		
3-0-0	2-0-0	1-0-		AWAY		0-0-0		0-0-0		0-0-0		
0-0-0	0-0-0	0-0-0		NEUTRAL		0-0-0		0-0-0		0-0-0		
2-1-0	1-0-0	0-1-0		CONFERENCE		1-0-0		0-0-0		0-0-0		
1-1-0	0-0-0	0-1-0		HOME		1-0-0		0-0-0		0-0-0		
1-0-0	1-0-0	0-0-0		AWAY		0-0-0		0-0-0		0-0-0		
0-0-0	0-0-0	0-0-0		NEUTRAL		0-0-0		0-0-0		0-0-0		
RPI S	Opponent	Score	RPI S	Opponent	Score	RPI S	Opponent	Score	RPI S	Opponent	Score	
16 A	Santa Clara	3 2	28 H	Arizona St.	0 1	72 H	Arizona	2 1	117 H	St. Mary's (CA)	5 0	
21 H	Maryland	3 0	31 H	Portland	1 1				128 H	Iowa St.	3 1	
22 A	Boston College	2 1	40 A	Connecticut	1 0				186 H	Loyola Marymount	4 0	
25 A	Colorado	2 0										
<hr/>												
LAST 10 GAMES												
28 H Arizona St.			0 1	128 H Iowa St.			3 1					
72 H Arizona			2 1	21 H Maryland			3 0					
25 A Colorado			2 0	186 H Loyola Marymount			4 0					
16 A Santa Clara			3 2	31 H Portland			1 1					
117 H St. Mary's (CA)			5 0	40 A Connecticut			1 0					

Average RPI Win: 56		WON-LOST	WINNING	LAST 10	STRENGTH OF		OPP. STRENGTH	TEAM	ADJ	CONF.	ADJ CONF.
Average RPI Loss: 0		RECORD	PCT. RANK	GAMES	SCHEDULE		OF SCHEDULE	RPI	RPI	RPI	RPI
DIV. I ONLY		10-0-3	.88462	6	7-0-3		46	1	6	.68273	7
DIV. I NON-CONF.		5-0-1	.91667	11	2-0-1		104	1	11	.65665	11
TOTALS		RPI 1-25	RPI 26-50		W-L RECORDS		RPI 51-100		RPI 101-150		RPI 150+
10-0-3		3-0-1	3-0-1		OVERALL		2-0-1		2-0-0		0-0-0
8-0-1		3-0-0	1-0-0		HOME		2-0-1		2-0-0		0-0-0
2-0-2		0-0-1	2-0-1		AWAY		0-0-0		0-0-0		0-0-0
0-0-0		0-0-0	0-0-0		NEUTRAL		0-0-0		0-0-0		0-0-0
5-0-1		1-0-0	1-0-0		NON-CONFERENCE		1-0-1		2-0-0		0-0-0
4-0-1		1-0-0	0-0-0		HOME		1-0-1		2-0-0		0-0-0
1-0-0		0-0-0	1-0-		AWAY		0-0-0		0-0-0		0-0-0
0-0-0		0-0-0	0-0-0		NEUTRAL		0-0-0		0-0-0		0-0-0
5-0-2		2-0-1	2-0-1		CONFERENCE		1-0-0		0-0-0		0-0-0
4-0-0		2-0-0	1-0-0		HOME		1-0-0		0-0-0		0-0-0
1-0-2		0-0-1	1-0-1		AWAY		0-0-0		0-0-0		0-0-0
0-0-0		0-0-0	0-0-0		NEUTRAL		0-0-0		0-0-0		0-0-0
RPI S	Opponent	Score		RPI S	Opponent	Score		RPI S	Opponent	Score	
1	H North Carolina	1	0	27	A Florida	3	0	51	H Oklahoma St.	1	1
9	A Wake Forest	0	0	35	A Duke	2	1	66	H North Carolina St.	1	0
12	H UCF	1	0	45	H Miami (FL)	4	0	96	H Auburn	4	1
22	H Boston College	4	3	50	A Clemson	1	1				
LAST 10 GAMES											
	22	H	Boston College	4	3		35	A	Duke	2	1
	50	A	Clemson	1	1		9	A	Wake Forest	0	0
	45	H	Miami (FL)	4	0		103	H	Oklahoma	1	0
	66	H	North Carolina St.	1	0		51	H	Oklahoma St.	1	1
	1	H	North Carolina	1	0		12	H	UCF	1	0

Non-Div. I Games:

Florida St.

Average RPI Win:	85	WON-LOST	WINNING	LAST 10	STRENGTH OF	OPP. STRENGTH	TEAM	ADJ	CONF.	ADJ CONF.		
Average RPI Loss:	38	RECORD	PCT. RANK	GAMES	SCHEDULE	OF SCHEDULE	RPI	RPI	RPI	RPI		
DIV. I ONLY		11-1-1	.88462	6	9-1-0	41	13	8	.67337	8	4	4
DIV. I NON-CONF.		7-0-1	.9375	7	5-0-0	63	26	10	.66503	10	4	4

TOTALS	RPI 1-25	RPI 26-50		W-L RECORDS		RPI 51-100		RPI 101-150		RPI 150+		
11-1-1	0-0-0	6-1-1		OVERALL		2-0-0		0-0-0		3-0-0		
7-0-0	0-0-0	3-0-0		HOME		2-0-0		0-0-0		2-0-0		
4-1-1	0-0-0	3-1-1		AWAY		0-0-0		0-0-0		1-0-0		
0-0-0	0-0-0	0-0-0		NEUTRAL		0-0-0		0-0-0		0-0-0		
7-0-1	0-0-0	3-0-1		NON-CONFERENCE		1-0-0		0-0-0		3-0-0		
5-0-0	0-0-0	2-0-0		HOME		1-0-0		0-0-0		2-0-0		
2-0-1	0-0-0	1-1-		AWAY		0-0-0		0-0-0		1-0-0		
0-0-0	0-0-0	0-0-0		NEUTRAL		0-0-0		0-0-0		0-0-0		
4-1-0	0-0-0	3-1-0		CONFERENCE		1-0-0		0-0-0		0-0-0		
2-0-0	0-0-0	1-0-0		HOME		1-0-0		0-0-0		0-0-0		
2-1-0	0-0-0	2-1-0		AWAY		0-0-0		0-0-0		0-0-0		
0-0-0	0-0-0	0-0-0		NEUTRAL		0-0-0		0-0-0		0-0-0		
RPI	S	Opponent	Score	RPI	S	Opponent	Score	RPI	S	Opponent	Score	
				27	A	Florida	2 1	96	H	Auburn	2 1	
				29	H	Arkansas	1 0	99	H	SMU	2 0	
				30	A	Tennessee	1 0					
				35	H	Duke	1 0					
				38	A	Georgia	0 2					
				43	H	South Fla.	1 0					
				48	A	Boston U.	0 0					
				50	A	Clemson	2 1					

Non-Div. I Games:

South Carolina

Average RPI Win:	63	WON-LOST RECORD	WINNING PCT. RANK	LAST 10 GAMES	STRENGTH OF SCHEDULE	OPP. STRENGTH OF SCHEDULE	TEAM RPI	ADJ RPI	CONF. RPI	ADJ CONF. RPI		
DIV. I ONLY		8-2-2	.75	35	6-2-2	11	4	9	.67185	9	1	1
DIV. I NON-CONF.		5-0-0	1	1	3-0-0	6	29	2	.74284	2	1	1
<hr/>												
TOTALS	RPI 1-25	RPI 26-50		W-L RECORDS		RPI 51-100		RPI 101-150		RPI 150+		
8-2-2	0-2-2	4-0-0		OVERALL		3-0-0		1-0-0		0-0-0		
5-0-1	0-0-1	3-0-0		HOME		1-0-0		1-0-0		0-0-0		
2-2-1	0-2-1	1-0-0		AWAY		1-0-0		0-0-0		0-0-0		
1-0-0	0-0-0	0-0-0		NEUTRAL		1-0-0		0-0-0		0-0-0		
5-0-0	0-0-0	2-0-0		NON-CONFERENCE		2-0-0		1-0-0		0-0-0		
3-0-0	0-0-0	1-0-0		HOME		1-0-0		1-0-0		0-0-0		
1-0-0	0-0-0	1-0-		AWAY		0-0-0		0-0-0		0-0-0		
1-0-0	0-0-0	0-0-0		NEUTRAL		1-0-0		0-0-0		0-0-0		
3-2-2	0-2-2	2-0-0		CONFERENCE		1-0-0		0-0-0		0-0-0		
2-0-1	0-0-1	2-0-0		HOME		0-0-0		0-0-0		0-0-0		
1-2-1	0-2-1	0-0-0		AWAY		1-0-0		0-0-0		0-0-0		
0-0-0	0-0-0	0-0-0		NEUTRAL		0-0-0		0-0-0		0-0-0		
RPI	S	Opponent	Score	RPI	S	Opponent	Score	RPI	S	Opponent	Score	
7	H	Florida St.	0 0	31	A	Portland	3 2	69	H	Alabama	3 0	
20	A	Notre Dame	1 1	33	H	Kentucky	3 1	75	N	Washington	1 0	
21	A	Maryland	0 1	35	H	Duke	3 1	86	A	Syracuse	1 0	
22	A	Boston College	0 1	45	H	Miami (FL)	4 0					
<hr/>												
				LAST 10 GAMES								
				20 A Notre Dame 1 1				45 H Miami (FL) 4 0				
				86 A Syracuse 1 0				7 H Florida St. 0 0				
				22 A Boston College 0 1				31 A Portland 3 2				
				21 A Maryland 0 1				75 N Washington 1 0				
				35 H Duke 3 1				126 H North Texas 2 1				

Non-Div. I Games:

Wake Forest

Average RPI Win:	88	WON-LOST	WINNING	LAST 10	STRENGTH OF	OPP. STRENGTH	TEAM	ADJ	CONF.	ADJ CONF.		
Average RPI Loss:	1	RECORD	PCT. RANK	GAMES	SCHEDULE	OF SCHEDULE	RPI	RPI	RPI	RPI		
DIV. I ONLY		10-1-2	.84615	14	8-1-1	38	7	10	.66694	10	1	1
DIV. I NON-CONF.		5-0-1	.91667	11	3-0-0	16	115	6	.68606	7	1	1
<hr/>												
TOTALS	RPI 1-25	RPI 26-50		W-L RECORDS		RPI 51-100		RPI 101-150		RPI 150+		
10-1-2	2-1-0	2-0-2		OVERALL		2-0-0		3-0-0		1-0-0		
5-1-0	0-1-0	1-0-0		HOME		1-0-0		2-0-0		1-0-0		
4-0-1	2-0-0	1-0-1		AWAY		1-0-0		0-0-0		0-0-0		
1-0-1	0-0-0	0-0-1		NEUTRAL		0-0-0		1-0-0		0-0-0		
5-0-1	0-0-0	1-0-1		NON-CONFERENCE		0-0-0		3-0-0		1-0-0		
3-0-0	0-0-0	0-0-0		HOME		0-0-0		2-0-0		1-0-0		
1-0-0	0-0-0	1-0-		AWAY		0-0-0		0-0-0		0-0-0		
1-0-1	0-0-0	0-0-1		NEUTRAL		0-0-0		1-0-0		0-0-0		
5-1-1	2-1-0	1-0-1		CONFERENCE		2-0-0		0-0-0		0-0-0		
2-1-0	0-1-0	1-0-0		HOME		1-0-0		0-0-0		0-0-0		
3-0-1	2-0-0	0-0-1		AWAY		1-0-0		0-0-0		0-0-0		
0-0-0	0-0-0	0-0-0		NEUTRAL		0-0-0		0-0-0		0-0-0		
RPI	S	Opponent	Score	RPI	S	Opponent	Score	RPI	S	Opponent	Score	
1	H	North Carolina	1 2	35	A	Duke	1 1	66	A	North Carolina St.	4 1	
21	A	Maryland	2 0	37	N	Louisville	1 1	86	H	Syracuse	3 0	
22	A	Boston College	1 0	46	A	James Madison	3 1					
				50	H	Clemson	1 0					

Non-Div. I Games:

Virginia Tech

Average RPI Win:		93	WON-LOST RECORD		WINNING PCT. RANK		LAST 10 GAMES		STRENGTH OF SCHEDULE		OPP. STRENGTH OF SCHEDULE		TEAM RPI		ADJ RPI		CONF. RPI		ADJ CONF. RPI								
Average RPI Loss:		51																									
DIV. I ONLY			11-3-0		.78571		32		9-1-0		13		45		11		.66354		11		5		5				
DIV. I NON-CONF.			7-3-0		.7		63		5-1-0		17		33		21		.64145		20		5		5				
TOTALS		RPI 1-25		RPI 26-50		W-L RECORDS		RPI 51-100		RPI 101-150		RPI 150+															
11-3-0		1-1-0		1-1-0		OVERALL		6-0-0		1-1-0		2-0-0															
5-0-0		1-0-0		1-0-0		HOME		2-0-0		1-0-0		0-0-0															
5-2-0		0-0-0		0-1-0		AWAY		4-0-0		0-1-0		1-0-0															
1-1-0		0-1-0		0-0-0		NEUTRAL		0-0-0		0-0-0		1-0-0															
7-3-0		1-1-0		1-1-0		NON-CONFERENCE		2-0-0		1-1-0		2-0-0															
4-0-0		1-0-0		1-0-0		HOME		1-0-0		1-0-0		0-0-0															
2-2-0		0-0-0		0-0-		AWAY		1-0-0		0-1-0		1-0-0															
1-1-0		0-1-0		0-0-0		NEUTRAL		0-0-0		0-0-0		1-0-0															
4-0-0		0-0-0		0-0-0		CONFERENCE		4-0-0		0-0-0		0-0-0															
1-0-0		0-0-0		0-0-0		HOME		1-0-0		0-0-0		0-0-0															
3-0-0		0-0-0		0-0-0		AWAY		3-0-0		0-0-0		0-0-0															
0-0-0		0-0-0		0-0-0		NEUTRAL		0-0-0		0-0-0		0-0-0															
RPI	S	Opponent		Score		RPI	S	Opponent		Score		RPI	S	Opponent		Score		RPI	S	Opponent		Score					
5	N	UCLA		1	2	31	A	Portland		0	1	53	H	St. John's (NY)		3	1	116	A	Illinois St.		2	3				
24	H	Colorado Col.		3	1	37	H	Louisville		3	2	83	H	Colgate		1	0	117	H	St. Mary's (CA)		3	0				
												88	A	Creighton		2	1	155	A	Portland St.		3	2				
												89	A	Villanova		1	0	182	N	Oakland		4	1				
												95	A	Milwaukee		5	0										
												97	A	Xavier		3	0										
						LAST 10 GAMES																					
						97 A Xavier						3	0	37 H Louisville						3	2						
						53 H St. John's (NY)						3	1	116 A Illinois St.						2	3						
						89 A Villanova						1	0	83 H Colgate						1	0						
						88 A Creighton						2	1	24 H Colorado Col.						3	1						
						95 A Milwaukee						5	0	117 H St. Mary's (CA)						3	0						

Non-Div. I Games:

Marquette

U
C
F

UCF

Average RPI Win:	105	WON-LOST RECORD	WINNING PCT. RANK	LAST 10 GAMES	STRENGTH OF SCHEDULE	OPP. STRENGTH OF SCHEDULE	TEAM RPI	ADJ RPI	CONF. RPI	ADJ CONF. RPI				
DIV. I ONLY		10-1-1	.875	8	8-1-1	59	24	14	.65924	13	24	24		
DIV. I NON-CONF.		9-1-1	.86364	22	7-1-1	35	10	9	.6751	9	24	24		
<hr/>														
TOTALS	RPI 1-25	RPI 26-50		W-L RECORDS		RPI 51-100		RPI 101-150		RPI 150+				
10-1-1	3-1-0	0-0-0		OVERALL		2-0-0		3-0-1		2-0-0				
5-0-0	2-0-0	0-0-0		HOME		1-0-0		1-0-0		1-0-0				
4-1-1	1-1-0	0-0-0		AWAY		1-0-0		1-0-1		1-0-0				
1-0-0	0-0-0	0-0-0		NEUTRAL		0-0-0		1-0-0		0-0-0				
9-1-1	3-1-0	0-0-0		NON-CONFERENCE		2-0-0		3-0-1		1-0-0				
5-0-0	2-0-0	0-0-0		HOME		1-0-0		1-0-0		1-0-0				
3-1-1	1-1-0	0-0-		AWAY		1-0-0		1-0-1		0-0-0				
1-0-0	0-0-0	0-0-0		NEUTRAL		0-0-0		1-0-0		0-0-0				
1-0-0	0-0-0	0-0-0		CONFERENCE		0-0-0		0-0-0		1-0-0				
0-0-0	0-0-0	0-0-0		HOME		0-0-0		0-0-0		0-0-0				
1-0-0	0-0-0	0-0-0		AWAY		0-0-0		0-0-0		1-0-0				
0-0-0	0-0-0	0-0-0		NEUTRAL		0-0-0		0-0-0		0-0-0				
RPI	S	Opponent	Score		RPI	S	Opponent	Score		RPI	S	Opponent	Score	
18	A	Nebraska	1	2						69	H	Alabama	2	0
23	A	BYU	1	0						77	A	UC Irvine	3	2
24	H	Colorado Col.	2	1										
25	H	Colorado	3	0										

Non-Div. I Games:

Denver

M
i
c
h
i
g
a
n

Michigan

Average RPI Win: 108		WON-LOST RECORD		WINNING PCT. RANK		LAST 10 GAMES		STRENGTH OF SCHEDULE		OPP. STRENGTH OF SCHEDULE		TEAM RPI		ADJ RPI		CONF. RPI		ADJ CONF. RPI	
DIV. I ONLY		9-3-1		.73077 44		6-3-1		10		58		15		.65094 15		2		3	
DIV. I NON-CONF.		7-1-0		.875 18		4-1-0		39		118		14		.64814 16		3		3	
TOTALS		RPI 1-25		RPI 26-50		W-L RECORDS		RPI 51-100		RPI 101-150		RPI 150+							
9-3-1		2-0-0		1-2-0		OVERALL		1-1-1		3-0-0		2-0-0							
6-0-1		1-0-0		1-0-0		HOME		1-0-1		1-0-0		2-0-0							
3-3-0		1-0-0		0-2-0		AWAY		0-1-0		2-0-0		0-0-0							
0-0-0		0-0-0		0-0-0		NEUTRAL		0-0-0		0-0-0		0-0-0							
7-1-0		0-0-0		1-1-0		NON-CONFERENCE		1-0-0		3-0-0		2-0-0							
5-0-0		0-0-0		1-0-0		HOME		1-0-0		1-0-0		2-0-0							
2-1-0		0-0-0		0-0-		AWAY		0-0-0		2-0-0		0-0-0							
0-0-0		0-0-0		0-0-0		NEUTRAL		0-0-0		0-0-0		0-0-0							
2-2-1		2-0-0		0-1-0		CONFERENCE		0-1-1		0-0-0		0-0-0							
1-0-1		1-0-0		0-0-0		HOME		0-0-1		0-0-0		0-0-0							
1-2-0		1-0-0		0-1-0		AWAY		0-1-0		0-0-0		0-0-0							
0-0-0		0-0-0		0-0-0		NEUTRAL		0-0-0		0-0-0		0-0-0							
RPI	S	Opponent		Score		RPI	S	Opponent		Score		RPI	S	Opponent		Score			
2	H	Penn St.		1 0		27	A	Florida		0 2		116	H	Illinois St.		4 0			
14	A	Michigan		1 0		39	H	Ole Miss		2 1		127	A	Jacksonville		3 0			
						49	A	Indiana		0 1		128	A	Iowa St.		1 0			
												217	H	Toledo		2 1			
												276	H	North Dakota St.		4 1			
						LAST 10 GAMES													
		2 H Penn St.		1 0				127 A Jacksonville		3 0									
		54 H Ohio St.		0 0				27 A Florida		0 2									
		14 A Michigan		1 0				39 H Ole Miss		2 1									
		65 A Michigan St.		0 3				55 H LSU		2 1									
		49 A Indiana		0 1				128 A Iowa St.		1 0									

Non-Div. I Games:

Minnesota

Average RPI Win:		120	WON-LOST RECORD		WINNING PCT. RANK		LAST 10 GAMES		STRENGTH OF SCHEDULE		OPP. STRENGTH OF SCHEDULE		TEAM RPI		ADJ RPI		CONF. RPI		ADJ CONF. RPI					
DIV. I ONLY			6-3-1		.65		80		6-3-1		6		20		16		.64838		16		8		8	
DIV. I NON-CONF.			6-3-1		.65		88		6-3-1		8		12		16		.64838		15		8		8	
TOTALS		RPI 1-25		RPI 26-50		W-L RECORDS		RPI 51-100		RPI 101-150		RPI 150+												
6-3-1		1-3-1		0-0-0		OVERALL		1-0-0		2-0-0		2-0-0												
5-1-1		1-1-1		0-0-0		HOME		1-0-0		2-0-0		1-0-0												
1-1-0		0-1-0		0-0-0		AWAY		0-0-0		0-0-0		1-0-0												
0-1-0		0-1-0		0-0-0		NEUTRAL		0-0-0		0-0-0		0-0-0												
6-3-1		1-3-1		0-0-0		NON-CONFERENCE		1-0-0		2-0-0		2-0-0												
5-1-1		1-1-1		0-0-0		HOME		1-0-0		2-0-0		1-0-0												
1-1-0		0-1-0		0-0-		AWAY		0-0-0		0-0-0		1-0-0												
0-1-0		0-1-0		0-0-0		NEUTRAL		0-0-0		0-0-0		0-0-0												
0-0-0		0-0-0		0-0-0		CONFERENCE		0-0-0		0-0-0		0-0-0												
0-0-0		0-0-0		0-0-0		HOME		0-0-0		0-0-0		0-0-0												
0-0-0		0-0-0		0-0-0		AWAY		0-0-0		0-0-0		0-0-0												
0-0-0		0-0-0		0-0-0		NEUTRAL		0-0-0		0-0-0		0-0-0												
RPI	S	Opponent		Score		RPI	S	Opponent		Score		RPI	S	Opponent		Score								
1	N	North Carolina		0	2									110	H	Kansas		3	2					
3	A	Virginia		0	4									128	H	Iowa St.		5	1					
6	H	Stanford		2	3									191	H	Cal Poly		4	0					
17	H	California		1	1									204	A	Fresno St.		1	0					
21	H	Maryland		1	0																			
LAST 10 GAMES																								
191	H	Cal Poly		4	0	21	H	Maryland		1	0													
110	H	Kansas		3	2	204	A	Fresno St.		1	0													
6	H	Stanford		2	3	68	H	Long Beach St.		4	0													
17	H	California		1	1	3	A	Virginia		0	4													
128	H	Iowa St.		5	1	1	N	North Carolina		0	2													

Non-Div. I Games:

Santa Clara

[illegible]

Non-Div. I Games:

California

Average RPI Win:	99	WON-LOST	WINNING	LAST 10	STRENGTH OF	OPP. STRENGTH	TEAM	ADJ	CONF.	ADJ CONF.	
Average RPI Loss:	22	RECORD	PCT. RANK	GAMES	SCHEDULE	OF SCHEDULE	RPI	RPI	RPI	RPI	
DIV. I ONLY	9-3-1	.73077	44	7-2-1	25	28	18	.64036	18	2	3
DIV. I NON-CONF.	5-2-1	.6875	68	3-1-1	27	25	27	.62966	28	3	3
TOTALS	RPI 1-25	RPI 26-50		W-L RECORDS		RPI 51-100		RPI 101-150		RPI 150+	
9-3-1	1-2-0	0-1-0		OVERALL		4-0-1		2-0-0		2-0-0	
5-1-0	1-1-0	0-0-0		HOME		2-0-0		1-0-0		1-0-0	
2-2-1	0-1-0	0-1-0		AWAY		1-0-1		0-0-0		1-0-0	
2-0-0	0-0-0	0-0-0		NEUTRAL		1-0-0		1-0-0		0-0-0	
5-2-1	1-1-0	0-1-0		NON-CONFERENCE		1-0-1		2-0-0		1-0-0	
3-0-0	1-0-0	0-0-0		HOME		0-0-0		1-0-0		1-0-0	
0-2-1	0-1-0	0-0-		AWAY		0-0-1		0-0-0		0-0-0	
2-0-0	0-0-0	0-0-0		NEUTRAL		1-0-0		1-0-0		0-0-0	
4-1-0	0-1-0	0-0-0		CONFERENCE		3-0-0		0-0-0		1-0-0	
2-1-0	0-1-0	0-0-0		HOME		2-0-0		0-0-0		0-0-0	
2-0-0	0-0-0	0-0-0		AWAY		1-0-0		0-0-0		1-0-0	
0-0-0	0-0-0	0-0-0		NEUTRAL		0-0-0		0-0-0		0-0-0	
RPI S	Opponent	Score		RPI S	Opponent	Score		RPI S	Opponent	Score	
13 H	Denver	2	1	29 A	Arkansas	1	2	61 A	Utah St.	2	2
14 H	Michigan	1	2					133 N	San Francisco	3	0
23 A	BYU	0	3					62 A	Illinois	3	2
								65 H	Michigan St.	1	0
								79 H	Iowa	2	1
								80 N	San Diego	2	1

Non-Div. I Games:

Nebraska

Average RPI Win:	98	WON-LOST RECORD		WINNING PCT. RANK		LAST 10 GAMES		STRENGTH OF SCHEDULE		OPP. STRENGTH OF SCHEDULE		TEAM RPI		ADJ RPI		CONF. RPI		ADJ CONF. RPI						
4																								
DIV. I ONLY		6-1-4		.72727	52	6-0-4		17		56		19		.63836	19	9		9						
DIV. I NON-CONF.		3-1-4		.625	96	3-0-4		12		78		32		.6206	33	9		9						
<hr/>																								
TOTALS		RPI 1-25		RPI 26-50		W-L RECORDS		RPI 51-100		RPI 101-150		RPI 150+												
6-1-4		0-1-0		1-0-1		OVERALL		1-0-1		4-0-1		0-0-1												
3-0-2		0-0-0		0-0-0		HOME		1-0-0		2-0-1		0-0-1												
2-1-1		0-1-0		1-0-0		AWAY		0-0-1		1-0-0		0-0-0												
1-0-1		0-0-0		0-0-1		NEUTRAL		0-0-0		1-0-0		0-0-0												
3-1-4		0-1-0		0-0-1		NON-CONFERENCE		0-0-1		3-0-1		0-0-1												
2-0-2		0-0-0		0-0-0		HOME		0-0-0		2-0-1		0-0-1												
0-1-1		0-1-0		0-0-		AWAY		0-0-1		0-0-0		0-0-0												
1-0-1		0-0-0		0-0-1		NEUTRAL		0-0-0		1-0-0		0-0-0												
3-0-0		0-0-0		1-0-0		CONFERENCE		1-0-0		1-0-0		0-0-0												
1-0-0		0-0-0		0-0-0		HOME		1-0-0		0-0-0		0-0-0												
2-0-0		0-0-0		1-0-0		AWAY		0-0-0		1-0-0		0-0-0												
0-0-0		0-0-0		0-0-0		NEUTRAL		0-0-0		0-0-0		0-0-0												
RPI	S	Opponent			Score		RPI	S	Opponent			Score		RPI	S	Opponent			Score					
4	A	Georgetown			1 2		26	N	Rutgers			1 1		81	H	Delaware			2 1					
							46	A	James Madison			2 1		94	A	Princeton			1 1					
							LAST 10 GAMES																	
							81	H	Delaware			2 1		111	H	Radford			2 1					
							124	A	Drexel			2 0		26	N	Rutgers			1 1					
							46	A	James Madison			2 1		102	N	Seton Hall			1 0					
							94	A	Princeton			1 1		122	H	High Point			3 0					
							113	H	Penn			0 0		215	H	George Mason			1 1					

Non-Div. I Games:

William & Mary

Average RPI Win:		102	WON-LOST RECORD		WINNING PCT. RANK		LAST 10 GAMES		STRENGTH OF SCHEDULE		OPP. STRENGTH OF SCHEDULE		TEAM RPI		ADJ RPI		CONF. RPI		ADJ CONF. RPI	
DIV. I ONLY			9-2-1		.79167 24		7-2-1		67		5		20		.63353 20		1		1	
DIV. I NON-CONF.			4-1-0		.8 37		2-1-0		126		20		40		.6023 41		1		1	
TOTALS		RPI 1-25		RPI 26-50		W-L RECORDS		RPI 51-100		RPI 101-150		RPI 150+								
9-2-1		2-1-1		0-1-0		OVERALL		3-0-0		1-0-0		3-0-0								
7-1-1		1-1-1		0-0-0		HOME		2-0-0		1-0-0		3-0-0								
2-1-0		1-0-0		0-1-0		AWAY		1-0-0		0-0-0		0-0-0								
0-0-0		0-0-0		0-0-0		NEUTRAL		0-0-0		0-0-0		0-0-0								
4-1-0		0-1-0		0-0-0		NON-CONFERENCE		1-0-0		0-0-0		3-0-0								
4-1-0		0-1-0		0-0-0		HOME		1-0-0		0-0-0		3-0-0								
0-0-0		0-0-0		0-0-		AWAY		0-0-0		0-0-0		0-0-0								
0-0-0		0-0-0		0-0-0		NEUTRAL		0-0-0		0-0-0		0-0-0								
5-1-1		2-0-1		0-1-0		CONFERENCE		2-0-0		1-0-0		0-0-0								
3-0-1		1-0-1		0-0-0		HOME		1-0-0		1-0-0		0-0-0								
2-1-0		1-0-0		0-1-0		AWAY		1-0-0		0-0-0		0-0-0								
0-0-0		0-0-0		0-0-0		NEUTRAL		0-0-0		0-0-0		0-0-0								
RPI	S	Opponent		Score		RPI	S	Opponent		Score		RPI	S	Opponent		Score				
1	A	North Carolina		1	0	45	A	Miami (FL)		0	2	62	H	Illinois		4	1			
5	H	UCLA		0	1							66	A	North Carolina St.		3	1			
9	H	Wake Forest		1	1							86	H	Syracuse		1	0			
21	H	Maryland		5	0									147 H Pittsburgh		3	0			
														154 H Northwestern		4	1			
														182 H Oakland		4	0			
														197 H Detroit		4	0			
LAST 10 GAMES																				
45 A Miami (FL)						0	2	1 A North Carolina						1	0					
9 H Wake Forest						1	1	66 A North Carolina St.						3	1					
147 H Pittsburgh						3	0	197 H Detroit						4	0					
21 H Maryland						5	0	5 H UCLA						0	1					
86 H Syracuse						1	0	182 H Oakland						4	0					

Non-Div. I Games:

Notre Dame

Average RPI Win: 92		WON-LOST	WINNING	LAST 10	STRENGTH OF	OPP. STRENGTH	TEAM	ADJ	CONF.	ADJ CONF.					
Average RPI Loss: 9		RECORD	PCT. RANK	GAMES	SCHEDULE	OF SCHEDULE	RPI	RPI	RPI	RPI					
DIV. I ONLY		7-6-0	.53846	142	4-6-0	4	8	21	.63348	21	1	1			
DIV. I NON-CONF.		4-2-0	.66667	81	1-2-0	32	14	35	.61784	35	1	1			
<hr/>															
TOTALS		RPI 1-25	RPI 26-50		W-L RECORDS		RPI 51-100		RPI 101-150		RPI 150+				
7-6-0		1-6-0	2-0-0		OVERALL		2-0-0		0-0-0		2-0-0				
6-1-0		1-1-0	1-0-0		HOME		2-0-0		0-0-0		2-0-0				
1-5-0		0-5-0	1-0-0		AWAY		0-0-0		0-0-0		0-0-0				
0-0-0		0-0-0	0-0-0		NEUTRAL		0-0-0		0-0-0		0-0-0				
4-2-0		0-2-0	1-0-0		NON-CONFERENCE		1-0-0		0-0-0		2-0-0				
4-0-0		0-0-0	1-0-0		HOME		1-0-0		0-0-0		2-0-0				
0-2-0		0-2-0	0-0-		AWAY		0-0-0		0-0-0		0-0-0				
0-0-0		0-0-0	0-0-0		NEUTRAL		0-0-0		0-0-0		0-0-0				
3-4-0		1-4-0	1-0-0		CONFERENCE		1-0-0		0-0-0		0-0-0				
2-1-0		1-1-0	0-0-0		HOME		1-0-0		0-0-0		0-0-0				
1-3-0		0-3-0	1-0-0		AWAY		0-0-0		0-0-0		0-0-0				
0-0-0		0-0-0	0-0-0		NEUTRAL		0-0-0		0-0-0		0-0-0				
RPI S	Opponent	Score		RPI S	Opponent	Score		RPI S	Opponent	Score		RPI S	Opponent	Score	
1 A	North Carolina	1	3	47 H	Navy	2	0	66 H	North Carolina St.	3	0	165 H	Citadel	9	0
3 A	Virginia	0	1	50 A	Clemson	2	1	89 H	Villanova	4	2	215 H	George Mason	3	0
6 A	Stanford	0	3												
9 H	Wake Forest	1	0												
10 H	Virginia Tech	0	2												
16 A	Santa Clara	0	1												
20 A	Notre Dame	0	5												
<hr/>															
LAST 10 GAMES															
1 A North Carolina		1	3	10 H Virginia Tech		0	2								
66 H North Carolina St.		3	0	50 A Clemson		2	1								
3 A Virginia		0	1	6 A Stanford		0	3								
20 A Notre Dame		0	5	16 A Santa Clara		0	1								
9 H Wake Forest		1	0	47 H Navy		2	0								

Non-Div. I Games:

Maryland

Average RPI Win: 68		WON-LOST	WINNING	LAST 10	STRENGTH OF		OPP. STRENGTH	TEAM	ADJ	CONF.	ADJ CONF.
Average RPI Loss: 19		RECORD	PCT. RANK	GAMES	SCHEDULE		OF SCHEDULE	RPI	RPI	RPI	RPI
DIV. I ONLY		7-6-0	.53846	142	6-4-0		5	6	23	.63308	22
DIV. I NON-CONF.		3-2-0	.6	111	2-0-0		4	19	12	.65446	12
TOTALS		RPI 1-25	RPI 26-50		W-L RECORDS		RPI 51-100		RPI 101-150		RPI 150+
7-6-0		1-4-0	2-2-0		OVERALL		2-0-0		2-0-0		0-0-0
4-4-0		1-3-0	2-1-0		HOME		1-0-0		0-0-0		0-0-0
3-2-0		0-1-0	0-1-0		AWAY		1-0-0		2-0-0		0-0-0
0-0-0		0-0-0	0-0-0		NEUTRAL		0-0-0		0-0-0		0-0-0
3-2-0		0-1-0	1-1-0		NON-CONFERENCE		1-0-0		1-0-0		0-0-0
2-2-0		0-1-0	1-1-0		HOME		1-0-0		0-0-0		0-0-0
1-0-0		0-0-0	0-0-		AWAY		0-0-0		1-0-0		0-0-0
0-0-0		0-0-0	0-0-0		NEUTRAL		0-0-0		0-0-0		0-0-0
4-4-0		1-3-0	1-1-0		CONFERENCE		1-0-0		1-0-0		0-0-0
2-2-0		1-2-0	1-0-0		HOME		0-0-0		0-0-0		0-0-0
2-2-0		0-1-0	0-1-0		AWAY		1-0-0		1-0-0		0-0-0
0-0-0		0-0-0	0-0-0		NEUTRAL		0-0-0		0-0-0		0-0-0
RPI S	Opponent	Score		RPI S	Opponent	Score		RPI S	Opponent	Score	
3 H	Virginia	1	2	35 H	Duke	4	1	54 H	Ohio St.	1	0
6 H	Stanford	1	2	40 H	Connecticut	0	1	66 A	North Carolina St.	3	2
7 A	Florida St.	3	4	48 H	Boston U.	1	0				
9 H	Wake Forest	1	0	50 A	Clemson	1	2				
10 H	Virginia Tech	0	1								
				LAST 10 GAMES							
				35 H	Duke	4	1	3 H	Virginia	1	2
				7 A	Florida St.	3	4	50 A	Clemson	1	2
				66 A	North Carolina St.	3	2	147 A	Pittsburgh	3	0
				9 H	Wake Forest	1	0	54 H	Ohio St.	1	0
				10 H	Virginia Tech	0	1	115 A	Hofstra	6	5

Non-Div. I Games:

Boston College

Average RPI Win: 57		WON-LOST RECORD		WINNING PCT. RANK		LAST 10 GAMES		STRENGTH OF SCHEDULE		OPP. STRENGTH OF SCHEDULE		TEAM RPI		ADJ RPI		CONF. RPI		ADJ CONF. RPI	
DIV. I ONLY		6-3-1		.65 80		6-3-1		19		15		28		.63269 23		8		8	
DIV. I NON-CONF.		6-3-1		.65 88		6-3-1		22		9		28		.63269 27		8		8	
TOTALS		RPI 1-25		RPI 26-50		W-L RECORDS		RPI 51-100		RPI 101-150		RPI 150+							
6-3-1		1-1-0		1-0-0		OVERALL		3-2-1		1-0-0		0-0-0							
4-2-0		1-1-0		1-0-0		HOME		1-1-0		1-0-0		0-0-0							
2-1-1		0-0-0		0-0-0		AWAY		2-1-1		0-0-0		0-0-0							
0-0-0		0-0-0		0-0-0		NEUTRAL		0-0-0		0-0-0		0-0-0							
6-3-1		1-1-0		1-0-0		NON-CONFERENCE		3-2-1		1-0-0		0-0-0							
4-2-0		1-1-0		1-0-0		HOME		1-1-0		1-0-0		0-0-0							
2-1-1		0-0-0		0-0-		AWAY		2-1-1		0-0-0		0-0-0							
0-0-0		0-0-0		0-0-0		NEUTRAL		0-0-0		0-0-0		0-0-0							
0-0-0		0-0-0		0-0-0		CONFERENCE		0-0-0		0-0-0		0-0-0							
0-0-0		0-0-0		0-0-0		HOME		0-0-0		0-0-0		0-0-0							
0-0-0		0-0-0		0-0-0		AWAY		0-0-0		0-0-0		0-0-0							
0-0-0		0-0-0		0-0-0		NEUTRAL		0-0-0		0-0-0		0-0-0							
RPI	S	Opponent		Score		RPI	S	Opponent		Score		RPI	S	Opponent		Score			
13	H	Denver		0	1	44	H	Utah		1	0	52	A	Baylor		2	1		
18	H	Nebraska		3	0							55	A	LSU		4	2		
												68	A	Long Beach St.		0	1		
												71	H	Cal St. Fullerton		3	1		
												77	H	UC Irvine		0	1		
												92	A	Oregon		0	0		
LAST 10 GAMES																			
						52	A	Baylor		2	1	92	A	Oregon		0	0		
						13	H	Denver		0	1	44	H	Utah		1	0		
						68	A	Long Beach St.		0	1	55	A	LSU		4	2		
						103	H	Oklahoma		3	2	18	H	Nebraska		3	0		
						77	H	UC Irvine		0	1	71	H	Cal St. Fullerton		3	1		

Non-Div. I Games:

BYU

Average RPI Win: 134		WON-LOST	WINNING	LAST 10	STRENGTH OF		OPP. STRENGTH	TEAM	ADJ	CONF.	ADJ CONF.
Average RPI Loss: 16		RECORD	PCT. RANK	GAMES	SCHEDULE		OF SCHEDULE	RPI	RPI	RPI	RPI
DIV. I ONLY		9-3-0	.75	35	29		83	22	.63242	24	12
DIV. I NON-CONF.		5-3-0	.625	96	7		47	25	.63381	25	12
TOTALS		RPI 1-25	RPI 26-50		W-L RECORDS		RPI 51-100		RPI 101-150		RPI 150+
9-3-0		0-3-0	0-0-0		OVERALL		1-0-0		5-0-0		3-0-0
6-0-0		0-0-0	0-0-0		HOME		1-0-0		3-0-0		2-0-0
2-3-0		0-3-0	0-0-0		AWAY		0-0-0		1-0-0		1-0-0
1-0-0		0-0-0	0-0-0		NEUTRAL		0-0-0		1-0-0		0-0-0
5-3-0		0-3-0	0-0-0		NON-CONFERENCE		1-0-0		3-0-0		1-0-0
4-0-0		0-0-0	0-0-0		HOME		1-0-0		2-0-0		1-0-0
0-3-0		0-3-0	0-0-		AWAY		0-0-0		0-0-0		0-0-0
1-0-0		0-0-0	0-0-0		NEUTRAL		0-0-0		1-0-0		0-0-0
4-0-0		0-0-0	0-0-0		CONFERENCE		0-0-0		2-0-0		2-0-0
2-0-0		0-0-0	0-0-0		HOME		0-0-0		1-0-0		1-0-0
2-0-0		0-0-0	0-0-0		AWAY		0-0-0		1-0-0		1-0-0
0-0-0		0-0-0	0-0-0		NEUTRAL		0-0-0		0-0-0		0-0-0
RPI S	Opponent	Score		RPI S	Opponent	Score		RPI S	Opponent	Score	
11 A	Marquette	1	3					64 H	Texas	2	0
13 A	Denver	1	2					114 A	Middle Tenn.	2	0
25 A	Colorado	0	1					124 H	Drexel	3	0
								126 H	North Texas	3	2
								132 H	Appalachian St.	4	0
								139 N	Loyola Chicago	2	0
								161 H	Ball St.	2	0
								174 A	East Carolina	1	0
								176 H	FIU	3	0
LAST 10 GAMES											
				126 H	North Texas	3	2	64 H	Texas	2	0
				176 H	FIU	3	0	161 H	Ball St.	2	0
				114 A	Middle Tenn.	2	0	11 A	Marquette	1	3
				174 A	East Carolina	1	0	139 N	Loyola Chicago	2	0
				124 H	Drexel	3	0	132 H	Appalachian St.	4	0

Non-Div. I Games:

Colorado Col.

[illegible]

Non-Div. I Games:

Colorado

Average RPI Win: 134		WON-LOST RECORD		WINNING PCT. RANK		LAST 10 GAMES		STRENGTH OF SCHEDULE		OPP. STRENGTH OF SCHEDULE		TEAM RPI		ADJ RPI		CONF. RPI		ADJ CONF. RPI	
DIV. I ONLY		9-2-1		.79167 24		7-2-1		52		43		24		.63176 26		6		7	
DIV. I NON-CONF.		7-1-1		.83333 26		5-1-1		54		38		22		.63957 23		6		7	
TOTALS		RPI 1-25		RPI 26-50		W-L RECORDS		RPI 51-100		RPI 101-150		RPI 150+							
9-2-1		0-1-1		0-1-0		OVERALL		4-0-0		2-0-0		3-0-0							
7-0-0		0-0-0		0-0-0		HOME		4-0-0		1-0-0		2-0-0							
2-2-0		0-1-0		0-1-0		AWAY		0-0-0		1-0-0		1-0-0							
0-0-1		0-0-1		0-0-0		NEUTRAL		0-0-0		0-0-0		0-0-0							
7-1-1		0-1-1		0-0-0		NON-CONFERENCE		3-0-0		1-0-0		3-0-0							
6-0-0		0-0-0		0-0-0		HOME		3-0-0		1-0-0		2-0-0							
1-1-0		0-1-0		0-0-		AWAY		0-0-0		0-0-0		1-0-0							
0-0-1		0-0-1		0-0-0		NEUTRAL		0-0-0		0-0-0		0-0-0							
2-1-0		0-0-0		0-1-0		CONFERENCE		1-0-0		1-0-0		0-0-0							
1-0-0		0-0-0		0-0-0		HOME		1-0-0		0-0-0		0-0-0							
1-1-0		0-0-0		0-1-0		AWAY		0-0-0		1-0-0		0-0-0							
0-0-0		0-0-0		0-0-0		NEUTRAL		0-0-0		0-0-0		0-0-0							
RPI	S	Opponent		Score		RPI	S	Opponent		Score		RPI	S	Opponent		Score			
3	A	Virginia		0	6	37	A	Louisville		1	4	67	H	Memphis		3	2		
19	N	William & Mary		1	1							81	H	Delaware		1	0		
												89	H	Villanova		2	1		
												94	H	Princeton		5	1		

Non-Div. I Games:

Rutgers

[illegible]

Non-Div. I Games:

Florida

[illegible]

Non-Div. I Games:

Arizona St.

Average RPI Win: 106		WON-LOST	WINNING	LAST 10	STRENGTH OF	OPP. STRENGTH	TEAM	ADJ	CONF.	ADJ CONF.		
Average RPI Loss: 54		RECORD	PCT. RANK	GAMES	SCHEDULE	OF SCHEDULE	RPI	RPI	RPI	RPI		
DIV. I ONLY		9-4-0	.69231	65	6-4-0	33	33	30	.62468	29	4	4
DIV. I NON-CONF.		7-1-0	.875	18	4-1-0	66	28	17	.64743	17	4	4
<hr/>												
TOTALS		RPI 1-25	RPI 26-50		W-L RECORDS	RPI 51-100		RPI 101-150		RPI 150+		
9-4-0		1-1-0	1-1-0		OVERALL	3-1-0		1-1-0		3-0-0		
6-2-0		1-0-0	0-1-0		HOME	2-1-0		1-0-0		2-0-0		
3-2-0		0-1-0	1-0-0		AWAY	1-0-0		0-1-0		1-0-0		
0-0-0		0-0-0	0-0-0		NEUTRAL	0-0-0		0-0-0		0-0-0		
7-1-0		1-0-0	0-0-0		NON-CONFERENCE	3-0-0		1-1-0		2-0-0		
5-0-0		1-0-0	0-0-0		HOME	2-0-0		1-0-0		1-0-0		
2-1-0		0-0-0	0-0-		AWAY	1-0-0		0-1-0		1-0-0		
0-0-0		0-0-0	0-0-0		NEUTRAL	0-0-0		0-0-0		0-0-0		
2-3-0		0-1-0	1-1-0		CONFERENCE	0-1-0		0-0-0		1-0-0		
1-2-0		0-0-0	0-1-0		HOME	0-1-0		0-0-0		1-0-0		
1-1-0		0-1-0	1-0-0		AWAY	0-0-0		0-0-0		0-0-0		
0-0-0		0-0-0	0-0-0		NEUTRAL	0-0-0		0-0-0		0-0-0		
RPI	S	Opponent	Score	RPI	S	Opponent	Score	RPI	S	Opponent	Score	
8	A	South Carolina	0 1	33	A	Kentucky	3 0	55	H	LSU	3 5	
18	H	Nebraska	2 1	39	H	Ole Miss	1 2	60	H	Tulsa	1 0	
								61	A	Utah St.	3 2	
								99	H	SMU	3 2	
										110	H Kansas	1 0
										112	A TCU	1 2
										184	H Mississippi St.	1 0
										188	H Saint Louis	2 0
										201	A Missouri St.	3 0
<hr/>												
LAST 10 GAMES												
				184	H	Mississippi St.	1 0	112	A	TCU	1 2	
				55	H	LSU	3 5	61	A	Utah St.	3 2	
				8	A	South Carolina	0 1	18	H	Nebraska	2 1	
				33	A	Kentucky	3 0	60	H	Tulsa	1 0	
				39	H	Ole Miss	1 2	201	A	Missouri St.	3 0	

Non-Div. I Games:

Arkansas

Average RPI Win:	81	WON-LOST	WINNING	LAST 10	STRENGTH OF	OPP. STRENGTH	TEAM	ADJ	CONF.	ADJ CONF.		
Average RPI Loss:	68	RECORD	PCT. RANK	GAMES	SCHEDULE	OF SCHEDULE	RPI	RPI	RPI	RPI		
DIV. I ONLY		7-4-2	.61538	96	5-3-2	8	54	29	.62439	30	4	4
DIV. I NON-CONF.		5-2-1	.6875	68	3-1-1	26	73	31	.62362	31	4	4
<hr/>												
TOTALS	RPI 1-25	RPI 26-50		W-L RECORDS		RPI 51-100		RPI 101-150		RPI 150+		
7-4-2	1-1-0	2-0-0		OVERALL		1-2-1		2-1-1		1-0-0		
5-1-1	0-1-0	2-0-0		HOME		1-0-0		2-0-1		0-0-0		
2-3-1	1-0-0	0-0-0		AWAY		0-2-1		0-1-0		1-0-0		
0-0-0	0-0-0	0-0-0		NEUTRAL		0-0-0		0-0-0		0-0-0		
5-2-1	1-0-0	1-0-0		NON-CONFERENCE		0-1-0		2-1-1		1-0-0		
3-0-1	0-0-0	1-0-0		HOME		0-0-0		2-0-1		0-0-0		
2-2-0	1-0-0	0-0-		AWAY		0-1-0		0-1-0		1-0-0		
0-0-0	0-0-0	0-0-0		NEUTRAL		0-0-0		0-0-0		0-0-0		
2-2-1	0-1-0	1-0-0		CONFERENCE		1-1-1		0-0-0		0-0-0		
2-1-0	0-1-0	1-0-0		HOME		1-0-0		0-0-0		0-0-0		
0-1-1	0-0-0	0-0-0		AWAY		0-1-1		0-0-0		0-0-0		
0-0-0	0-0-0	0-0-0		NEUTRAL		0-0-0		0-0-0		0-0-0		
RPI	S	Opponent	Score	RPI	S	Opponent	Score	RPI	S	Opponent	Score	
8	H	South Carolina	0 1	39	H	Ole Miss	3 0	55	A	LSU	1 1	
12	A	UCF	2 1	46	H	James Madison	2 0	56	H	Texas A&M	1 0	
								69	A	Alabama	2 4	
								82	A	Samford	0 1	
								101	H	Western Ky.	0 0	
								103	H	Oklahoma	3 1	
								109	H	Dayton	2 0	
								114	A	Middle Tenn.	0 1	
								200	A	Mercer	2 0	
				LAST 10 GAMES								
				8	H	South Carolina	0 1	101	H	Western Ky.	0 0	
				39	H	Ole Miss	3 0	114	A	Middle Tenn.	0 1	
				69	A	Alabama	2 4	200	A	Mercer	2 0	
				55	A	LSU	1 1	109	H	Dayton	2 0	
				56	H	Texas A&M	1 0	46	H	James Madison	2 0	

Non-Div. I Games:

Tennessee

Average RPI Win:	152	WON-LOST RECORD	WINNING PCT. RANK	LAST 10 GAMES	STRENGTH OF SCHEDULE	OPP. STRENGTH OF SCHEDULE	TEAM RPI	ADJ RPI	CONF. RPI	ADJ CONF. RPI					
Average RPI Loss:	9														
DIV. I ONLY		9-1-1	.86364	10	8-1-1	122	30	31	.62239	31	8	8			
DIV. I NON-CONF.		8-1-1	.85	25	7-1-1	87	11	24	.63805	24	8	8			
<hr/>															
TOTALS	RPI 1-25		RPI 26-50		W-L RECORDS		RPI 51-100		RPI 101-150		RPI 150+				
9-1-1	1-1-1		0-0-0		OVERALL		2-0-0		2-0-0		4-0-0				
5-1-0	1-1-0		0-0-0		HOME		0-0-0		1-0-0		3-0-0				
4-0-1	0-0-1		0-0-0		AWAY		2-0-0		1-0-0		1-0-0				
0-0-0	0-0-0		0-0-0		NEUTRAL		0-0-0		0-0-0		0-0-0				
8-1-1	1-1-1		0-0-0		NON-CONFERENCE		2-0-0		2-0-0		3-0-0				
5-1-0	1-1-0		0-0-0		HOME		0-0-0		1-0-0		3-0-0				
3-0-1	0-0-1		0-0-		AWAY		2-0-0		1-0-0		0-0-0				
0-0-0	0-0-0		0-0-0		NEUTRAL		0-0-0		0-0-0		0-0-0				
1-0-0	0-0-0		0-0-0		CONFERENCE		0-0-0		0-0-0		1-0-0				
0-0-0	0-0-0		0-0-0		HOME		0-0-0		0-0-0		0-0-0				
1-0-0	0-0-0		0-0-0		AWAY		0-0-0		0-0-0		1-0-0				
0-0-0	0-0-0		0-0-0		NEUTRAL		0-0-0		0-0-0		0-0-0				
RPI	S	Opponent	Score	RPI	S	Opponent	Score	RPI	S	Opponent	Score	RPI	S	Opponent	Score
6	A	Stanford	1 1					75	A	Washington	3 0	118	H	Missouri	3 2
9	H	Wake Forest	2 3					92	A	Oregon	2 1	123	A	San Diego St.	2 1
11	H	Marquette	1 0									189	H	Central Mich.	1 0
												216	H	Nevada	2 0
												250	H	Wyoming	4 2
												298	A	Pacific	1 0
<hr/>															
LAST 10 GAMES															
								216	H	Nevada	2 0				
								9	H	Wake Forest	2 3				
								189	H	Central Mich.	1 0				
								6	A	Stanford	1 1				
								92	A	Oregon	2 1				

Non-Div. I Games:

Portland

Average RPI Win:	144	WON-LOST	WINNING	LAST 10	STRENGTH OF	OPP. STRENGTH	TEAM	ADJ	CONF.	ADJ CONF.	
Average RPI Loss:	5	RECORD	PCT. RANK	GAMES	SCHEDULE	OF SCHEDULE	RPI	RPI	RPI	RPI	
DIV. I ONLY	8-1-3	.79167	24	6-1-3	69	61	32	.62151	32	3	2
DIV. I NON-CONF.	7-0-2	.88889	14	5-0-2	69	102	23	.63979	22	2	2
<hr/>											
TOTALS	RPI 1-25	RPI 26-50		W-L RECORDS	RPI 51-100		RPI 101-150		RPI 150+		
8-1-3	0-1-0	0-0-0		OVERALL	4-0-3		2-0-0		2-0-0		
3-0-0	0-0-0	0-0-0		HOME	0-0-0		1-0-0		2-0-0		
4-1-3	0-1-0	0-0-0		AWAY	3-0-3		1-0-0		0-0-0		
1-0-0	0-0-0	0-0-0		NEUTRAL	1-0-0		0-0-0		0-0-0		
<hr/>											
7-0-2	0-0-0	0-0-0		NON-CONFERENCE	4-0-2		1-0-0		2-0-0		
3-0-0	0-0-0	0-0-0		HOME	0-0-0		1-0-0		2-0-0		
3-0-2	0-0-0	0-0-		AWAY	3-0-2		0-0-0		0-0-0		
1-0-0	0-0-0	0-0-0		NEUTRAL	1-0-0		0-0-0		0-0-0		
<hr/>											
1-1-1	0-1-0	0-0-0		CONFERENCE	0-0-1		1-0-0		0-0-0		
0-0-0	0-0-0	0-0-0		HOME	0-0-0		0-0-0		0-0-0		
1-1-1	0-1-0	0-0-0		AWAY	0-0-1		1-0-0		0-0-0		
0-0-0	0-0-0	0-0-0		NEUTRAL	0-0-0		0-0-0		0-0-0		
<hr/>											
RPI	S	Opponent	Score	RPI	S	Opponent	Score	RPI	S	Opponent	Score
5	A	UCLA	0 2					51	A	Oklahoma St.	2 2
								71	A	Cal St. Fullerton	1 0
								73	A	Boise St.	0 0
								77	A	UC Irvine	4 0
								91	A	Seattle	3 1
								92	A	Oregon	0 0
								93	N	Weber St.	1 0
<hr/>											
LAST 10 GAMES											
105	A	Southern California	2 0	51	A	Oklahoma St.	2 2				
5	A	UCLA	0 2	145	H	UNLV	2 0				
92	A	Oregon	0 0	93	N	Weber St.	1 0				
77	A	UC Irvine	4 0	73	A	Boise St.	0 0				
71	A	Cal St. Fullerton	1 0	275	H	Eastern Wash.	1 0				

Non-Div. I Games:

Washington St.

Average RPI Win: 134		WON-LOST RECORD	WINNING PCT. RANK		LAST 10 GAMES		STRENGTH OF SCHEDULE		OPP. STRENGTH OF SCHEDULE		TEAM RPI	ADJ RPI	CONF. RPI	ADJ CONF. RPI			
Average RPI Loss: 19																	
DIV. I ONLY		10-2-1	.80769	20	9-1-0		93		27		33	.62038	33	4	4		
DIV. I NON-CONF.		6-1-1	.8125	29	5-0-0		56		51		26	.63302	26	4	4		
TOTALS		RPI 1-25		RPI 26-50		W-L RECORDS		RPI 51-100		RPI 101-150		RPI 150+					
10-2-1		0-1-0		3-1-1		OVERALL		1-0-0		2-0-0		4-0-0					
5-1-1		0-0-0		2-1-1		HOME		0-0-0		1-0-0		2-0-0					
5-1-0		0-1-0		1-0-0		AWAY		1-0-0		1-0-0		2-0-0					
0-0-0		0-0-0		0-0-0		NEUTRAL		0-0-0		0-0-0		0-0-0					
6-1-1		0-1-0		2-0-1		NON-CONFERENCE		0-0-0		1-0-0		3-0-0					
4-0-1		0-0-0		1-0-1		HOME		0-0-0		1-0-0		2-0-0					
2-1-0		0-1-0		1-0-		AWAY		0-0-0		0-0-0		1-0-0					
0-0-0		0-0-0		0-0-0		NEUTRAL		0-0-0		0-0-0		0-0-0					
4-1-0		0-0-0		1-1-0		CONFERENCE		1-0-0		1-0-0		1-0-0					
1-1-0		0-0-0		1-1-0		HOME		0-0-0		0-0-0		0-0-0					
3-0-0		0-0-0		0-0-0		AWAY		1-0-0		1-0-0		1-0-0					
0-0-0		0-0-0		0-0-0		NEUTRAL		0-0-0		0-0-0		0-0-0					
RPI	S	Opponent		Score		RPI	S	Opponent		Score		RPI	S	Opponent		Score	
9	A	Wake Forest		1	3	29	H	Arkansas		0	3	96	A	Auburn		1	0
						36	A	West Virginia		4	2						
						37	H	Louisville		2	0						
						38	H	Georgia		1	0						
						44	H	Utah		0	0						
LAST 10 GAMES																	
						125	A	Vanderbilt		2	1	36	A	West Virginia		4	2
						184	A	Mississippi St.		3	1	234	H	UTSA		1	0
						38	H	Georgia		1	0	109	H	Dayton		3	1
						29	H	Arkansas		0	3	37	H	Louisville		2	0
						96	A	Auburn		1	0	217	A	Toledo		2	1

Non-Div. I Games:

Kentucky

Average RPI Win:	85	WON-LOST RECORD	WINNING PCT. RANK	LAST 10 GAMES	STRENGTH OF SCHEDULE	OPP. STRENGTH OF SCHEDULE	TEAM RPI	ADJ RPI	CONF. RPI	ADJ CONF. RPI		
DIV. I ONLY		8-2-2	.75	35	6-2-2	78	9	34	.61719	34	2	3
DIV. I NON-CONF.		5-1-1	.78571	40	3-1-1	258	6	83	.56029	80	3	3
<hr/>												
TOTALS	RPI 1-25	RPI 26-50		W-L RECORDS		RPI 51-100		RPI 101-150		RPI 150+		
8-2-2	0-1-1	1-0-0		OVERALL		5-0-0		2-1-1		0-0-0		
2-2-0	0-1-0	0-0-0		HOME		2-0-0		0-1-0		0-0-0		
6-0-2	0-0-1	1-0-0		AWAY		3-0-0		2-0-1		0-0-0		
0-0-0	0-0-0	0-0-0		NEUTRAL		0-0-0		0-0-0		0-0-0		
5-1-1	0-0-0	1-0-0		NON-CONFERENCE		2-0-0		2-1-1		0-0-0		
1-1-0	0-0-0	0-0-0		HOME		1-0-0		0-1-0		0-0-0		
4-0-1	0-0-0	1-0-		AWAY		1-0-0		2-0-1		0-0-0		
0-0-0	0-0-0	0-0-0		NEUTRAL		0-0-0		0-0-0		0-0-0		
3-1-1	0-1-1	0-0-0		CONFERENCE		3-0-0		0-0-0		0-0-0		
1-1-0	0-1-0	0-0-0		HOME		1-0-0		0-0-0		0-0-0		
2-0-1	0-0-1	0-0-0		AWAY		2-0-0		0-0-0		0-0-0		
0-0-0	0-0-0	0-0-0		NEUTRAL		0-0-0		0-0-0		0-0-0		
RPI	S	Opponent	Score	RPI	S	Opponent	Score	RPI	S	Opponent	Score	
2	H	Penn St.	1 2	40	A	Connecticut	3 2	54	H	Ohio St.	1 0	
14	A	Michigan	0 0					65	A	Michigan St.	2 0	
								78	A	Purdue	3 1	
								92	A	Oregon	2 1	
								95	H	Milwaukee	3 0	

Non-Div. I Games:

Wisconsin

Average RPI Win: 121		WON-LOST	WINNING	LAST 10	STRENGTH OF	OPP. STRENGTH	TEAM	ADJ	CONF.	ADJ CONF.				
Average RPI Loss: 9		RECORD	PCT. RANK	GAMES	SCHEDULE	OF SCHEDULE	RPI	RPI	RPI	RPI				
DIV. I ONLY		4-6-3	.42308	193	2-5-3	1	19	36	.6164	35	1	1		
DIV. I NON-CONF.		3-2-1	.58333	125	1-1-1	3	87	19	.64433	19	1	1		

TOTALS		RPI 1-25		RPI 26-50		W-L RECORDS		RPI 51-100		RPI 101-150		RPI 150+		
4-6-3		0-6-1		1-0-1		OVERALL		1-0-1		0-0-0		2-0-0		
1-3-2		0-3-1		1-0-1		HOME		0-0-0		0-0-0		0-0-0		
1-3-1		0-3-0		0-0-0		AWAY		1-0-1		0-0-0		0-0-0		
2-0-0		0-0-0		0-0-0		NEUTRAL		0-0-0		0-0-0		2-0-0		
3-2-1		0-2-0		0-0-1		NON-CONFERENCE		1-0-0		0-0-0		2-0-0		
0-1-1		0-1-0		0-0-1		HOME		0-0-0		0-0-0		0-0-0		
1-1-0		0-1-0		0-0-		AWAY		1-0-0		0-0-0		0-0-0		
2-0-0		0-0-0		0-0-0		NEUTRAL		0-0-0		0-0-0		2-0-0		
1-4-2		0-4-1		1-0-0		CONFERENCE		0-0-1		0-0-0		0-0-0		
1-2-1		0-2-1		1-0-0		HOME		0-0-0		0-0-0		0-0-0		
0-2-1		0-2-0		0-0-0		AWAY		0-0-1		0-0-0		0-0-0		
0-0-0		0-0-0		0-0-0		NEUTRAL		0-0-0		0-0-0		0-0-0		
RPI	S	Opponent		Score	RPI	S	Opponent		Score	RPI	S	Opponent	Score	
3	H	Virginia		2 3	36	H	West Virginia		1 1	56	A	Texas A&M		1 0
5	H	UCLA		1 2	45	H	Miami (FL)		3 0	86	A	Syracuse		2 2
7	H	Florida St.		1 2						160	N	Kennesaw St.		1 0
8	A	South Carolina		0 1						223	N	New Mexico		1 0
9	A	Wake Forest		1 3										
10	H	Virginia Tech		1 1										
22	A	Boston College		1 4										

LAST 10 GAMES														
22	A	Boston College		1 4	7	H	Florida St.		1 2					
10	H	Virginia Tech		1 1	45	H	Miami (FL)		3 0					
3	H	Virginia		2 3	5	H	UCLA		1 2					
86	A	Syracuse		2 2	36	H	West Virginia		1 1					
9	A	Wake Forest		1 3	223	N	New Mexico		1 0					

Non-Div. I Games:

Duke

Average RPI Win:	145	WON-LOST	WINNING	LAST 10	STRENGTH OF	OPP. STRENGTH	TEAM	ADJ	CONF.	ADJ CONF.		
Average RPI Loss:	17	RECORD	PCT. RANK	GAMES	SCHEDULE	OF SCHEDULE	RPI	RPI	RPI	RPI		
DIV. I ONLY		9-2-2	.76923	33	7-2-1	86	12	35	.6163	36	7	6
DIV. I NON-CONF.		6-2-2	.7	63	4-2-1	156	5	66	.57515	66	7	6
<hr/>												
TOTALS	RPI 1-25	RPI 26-50		W-L RECORDS		RPI 51-100		RPI 101-150		RPI 150+		
9-2-2	0-1-1	0-1-1		OVERALL		4-0-0		1-0-0		4-0-0		
6-1-0	0-0-0	0-1-0		HOME		1-0-0		1-0-0		4-0-0		
2-0-2	0-0-1	0-0-1		AWAY		2-0-0		0-0-0		0-0-0		
1-1-0	0-1-0	0-0-0		NEUTRAL		1-0-0		0-0-0		0-0-0		
<hr/>												
6-2-2	0-1-1	0-1-1		NON-CONFERENCE		1-0-0		1-0-0		4-0-0		
5-1-0	0-0-0	0-1-0		HOME		0-0-0		1-0-0		4-0-0		
0-0-2	0-0-1	0-1-		AWAY		0-0-0		0-0-0		0-0-0		
1-1-0	0-1-0	0-0-0		NEUTRAL		1-0-0		0-0-0		0-0-0		
<hr/>												
3-0-0	0-0-0	0-0-0		CONFERENCE		3-0-0		0-0-0		0-0-0		
1-0-0	0-0-0	0-0-0		HOME		1-0-0		0-0-0		0-0-0		
2-0-0	0-0-0	0-0-0		AWAY		2-0-0		0-0-0		0-0-0		
0-0-0	0-0-0	0-0-0		NEUTRAL		0-0-0		0-0-0		0-0-0		
<hr/>												
RPI S	Opponent	Score	RPI S	Opponent	Score	RPI S	Opponent	Score	RPI S	Opponent	Score	
1 N	North Carolina	2 4	33 H	Kentucky	2 4	51 A	Oklahoma St.	2 1	137 H	Wright St.	4 1	
2 A	Penn St.	2 2	35 A	Duke	1 1	52 A	Baylor	4 3	189 H	Central Mich.	4 0	
						64 H	Texas	2 1	228 H	Richmond	2 0	
						86 N	Syracuse	2 1	239 H	Morehead St.	2 0	
									261 H	Eastern Ky.	4 0	
<hr/>												
			LAST 10 GAMES									
			64 H Texas			2 1	33 H Kentucky	2 4				
			52 A Baylor			4 3	261 H Eastern Ky.	4 0				
			51 A Oklahoma St.			2 1	1 N North Carolina	2 4				
			137 H Wright St.			4 1	35 A Duke	1 1				
			228 H Richmond			2 0	239 H Morehead St.	2 0				

Non-Div. I Games:

West Virginia

Average RPI Win:		143	WON-LOST		WINNING		LAST 10		STRENGTH OF		OPP. STRENGTH		TEAM		ADJ		CONF.		ADJ CONF.	
Average RPI Loss:		35	RECORD		PCT. RANK		GAMES		SCHEDULE		OF SCHEDULE		RPI		RPI		RPI		RPI	
DIV. I ONLY			8-3-1		.70833		57		7-2-1		44		50		37		.61375		37	
DIV. I NON-CONF.			4-3-1		.5625		130		3-2-1		43		37		65		.57628		63	
TOTALS		RPI 1-25		RPI 26-50		W-L RECORDS		RPI 51-100		RPI 101-150		RPI 150+								
8-3-1		0-1-1		1-1-0		OVERALL		3-1-0		0-0-0		4-0-0								
5-1-0		0-0-0		1-0-0		HOME		2-1-0		0-0-0		2-0-0								
3-2-0		0-1-0		0-1-0		AWAY		1-0-0		0-0-0		2-0-0								
0-0-1		0-0-1		0-0-0		NEUTRAL		0-0-0		0-0-0		0-0-0								
4-3-1		0-1-1		0-1-0		NON-CONFERENCE		1-1-0		0-0-0		3-0-0								
3-1-0		0-0-0		0-0-0		HOME		1-1-0		0-0-0		2-0-0								
1-2-0		0-1-0		0-0-		AWAY		0-0-0		0-0-0		1-0-0								
0-0-1		0-0-1		0-0-0		NEUTRAL		0-0-0		0-0-0		0-0-0								
4-0-0		0-0-0		1-0-0		CONFERENCE		2-0-0		0-0-0		1-0-0								
2-0-0		0-0-0		1-0-0		HOME		1-0-0		0-0-0		0-0-0								
2-0-0		0-0-0		0-0-0		AWAY		1-0-0		0-0-0		1-0-0								
0-0-0		0-0-0		0-0-0		NEUTRAL		0-0-0		0-0-0		0-0-0								
RPI	S	Opponent		Score		RPI	S	Opponent		Score		RPI	S	Opponent		Score				
10	N	Virginia Tech		1	1	26	H	Rutgers		4	1	62	H	Illinois		4	5			
11	A	Marquette		2	3	33	A	Kentucky		0	2	67	H	Memphis		3	2			
												85	H	Butler		2	0			
												99	A	SMU		4	2			

Non-Div. I Games:

Louisville

Average RPI Win: 133		WON-LOST RECORD	WINNING PCT. RANK		LAST 10 GAMES	STRENGTH OF SCHEDULE	OPP. STRENGTH OF SCHEDULE	TEAM RPI	ADJ RPI	CONF. RPI	ADJ CONF. RPI						
Average RPI Loss: 51																	
DIV. I ONLY		9-4-0	.69231	65	7-3-0	36	99	38	.60998	38	4	4					
DIV. I NON-CONF.		7-1-0	.875	18	5-0-0	70	170	29	.6256	29	4	4					
<hr/>																	
TOTALS		RPI 1-25		RPI 26-50		W-L RECORDS		RPI 51-100		RPI 101-150		RPI 150+					
9-4-0		1-0-0		0-2-0		OVERALL		2-2-0		3-0-0		3-0-0					
6-2-0		1-0-0		0-1-0		HOME		2-1-0		1-0-0		2-0-0					
3-2-0		0-0-0		0-1-0		AWAY		0-1-0		2-0-0		1-0-0					
0-0-0		0-0-0		0-0-0		NEUTRAL		0-0-0		0-0-0		0-0-0					
7-1-0		0-0-0		0-0-0		NON-CONFERENCE		2-1-0		2-0-0		3-0-0					
5-0-0		0-0-0		0-0-0		HOME		2-0-0		1-0-0		2-0-0					
2-1-0		0-0-0		0-0-		AWAY		0-1-0		1-0-0		1-0-0					
0-0-0		0-0-0		0-0-0		NEUTRAL		0-0-0		0-0-0		0-0-0					
2-3-0		1-0-0		0-2-0		CONFERENCE		0-1-0		1-0-0		0-0-0					
1-2-0		1-0-0		0-1-0		HOME		0-1-0		0-0-0		0-0-0					
1-1-0		0-0-0		0-1-0		AWAY		0-0-0		1-0-0		0-0-0					
0-0-0		0-0-0		0-0-0		NEUTRAL		0-0-0		0-0-0		0-0-0					
RPI	S	Opponent		Score		RPI	S	Opponent		Score		RPI	S	Opponent		Score	
8	H	South Carolina		2 0		33	A	Kentucky		0 1		64	A	Texas		0 2	
						39	H	Ole Miss		1 3		68	H	Long Beach St.		1 0	
												69	H	Alabama		2 3	
												84	H	Furman		2 0	

Non-Div. I Games:

Georgia

Average RPI Win: 140		WON-LOST RECORD	WINNING PCT. RANK		LAST 10 GAMES	STRENGTH OF SCHEDULE		OPP. STRENGTH OF SCHEDULE		TEAM RPI	ADJ RPI		CONF. RPI	ADJ CONF. RPI	
Average RPI Loss: 24															
DIV. I ONLY		10-3-1	.75	35	6-3-1	71		40		39	.60995	39	4	4	
DIV. I NON-CONF.		7-1-1	.83333	26	3-1-1	118		100		41	.60214	42	4	4	
TOTALS		RPI 1-25		RPI 26-50		W-L RECORDS		RPI 51-100		RPI 101-150		RPI 150+			
10-3-1	0-1-0	2-2-0		OVERALL		3-0-0		0-0-1		5-0-0					
5-1-0	0-0-0	0-1-0		HOME		2-0-0		0-0-0		3-0-0					
5-2-0	0-1-0	2-1-0		AWAY		1-0-0		0-0-0		2-0-0					
0-0-1	0-0-0	0-0-0		NEUTRAL		0-0-0		0-0-1		0-0-0					
7-1-1	0-1-0	0-0-0		NON-CONFERENCE		2-0-0		0-0-1		5-0-0					
4-0-0	0-0-0	0-0-0		HOME		1-0-0		0-0-0		3-0-0					
3-1-0	0-1-0	0-0-		AWAY		1-0-0		0-0-0		2-0-0					
0-0-1	0-0-0	0-0-0		NEUTRAL		0-0-0		0-0-1		0-0-0					
3-2-0	0-0-0	2-2-0		CONFERENCE		1-0-0		0-0-0		0-0-0					
1-1-0	0-0-0	0-1-0		HOME		1-0-0		0-0-0		0-0-0					
2-1-0	0-0-0	2-1-0		AWAY		0-0-0		0-0-0		0-0-0					
0-0-0	0-0-0	0-0-0		NEUTRAL		0-0-0		0-0-0		0-0-0					
RPI S	Opponent	Score		RPI S	Opponent	Score		RPI S	Opponent	Score		RPI S	Opponent	Score	
15 A	Minnesota	1	2	27 H	Florida	1	4	67 H	Memphis	3	0	105 N	Southern California	1	1
				29 A	Arkansas	2	1	90 A	UAB	5	2	160 A	Kennesaw St.	2	1
				30 A	Tennessee	0	3	96 H	Auburn	7	0	188 A	Saint Louis	2	0
				38 A	Georgia	3	1					221 H	La.-Lafayette	4	0
												244 H	Northwestern St.	5	0
												265 H	UALR	3	0
LAST 10 GAMES															
				38 A	Georgia	3	1	29 A	Arkansas	2	1				
				30 A	Tennessee	0	3	67 H	Memphis	3	0				
				96 H	Auburn	7	0	160 A	Kennesaw St.	2	1				
				27 H	Florida	1	4	15 A	Minnesota	1	2				
				265 H	UALR	3	0	105 N	Southern California	1	1				

Non-Div. I Games:

Ole Miss

Average RPI Win: 125		WON-LOST RECORD		WINNING PCT. RANK		LAST 10 GAMES		STRENGTH OF SCHEDULE		OPP. STRENGTH OF SCHEDULE		TEAM RPI		ADJ RPI		CONF. RPI		ADJ CONF. RPI	
DIV. I ONLY		5-3-2		.6 102		5-3-2		20		63		41		.60525 41		8		8	
DIV. I NON-CONF.		5-3-2		.6 111		5-3-2		23		53		39		.60525 39		8		8	
TOTALS		RPI 1-25		RPI 26-50		W-L RECORDS		RPI 51-100		RPI 101-150		RPI 150+							
5-3-2		0-2-1		0-0-0		OVERALL		1-0-1		3-0-0		1-1-0							
3-1-2		0-1-1		0-0-0		HOME		0-0-1		2-0-0		1-0-0							
2-2-0		0-1-0		0-0-0		AWAY		1-0-0		1-0-0		0-1-0							
0-0-0		0-0-0		0-0-0		NEUTRAL		0-0-0		0-0-0		0-0-0							
5-3-2		0-2-1		0-0-0		NON-CONFERENCE		1-0-1		3-0-0		1-1-0							
3-1-2		0-1-1		0-0-0		HOME		0-0-1		2-0-0		1-0-0							
2-2-0		0-1-0		0-0-		AWAY		1-0-0		1-0-0		0-1-0							
0-0-0		0-0-0		0-0-0		NEUTRAL		0-0-0		0-0-0		0-0-0							
0-0-0		0-0-0		0-0-0		CONFERENCE		0-0-0		0-0-0		0-0-0							
0-0-0		0-0-0		0-0-0		HOME		0-0-0		0-0-0		0-0-0							
0-0-0		0-0-0		0-0-0		AWAY		0-0-0		0-0-0		0-0-0							
0-0-0		0-0-0		0-0-0		NEUTRAL		0-0-0		0-0-0		0-0-0							
RPI	S	Opponent		Score		RPI	S	Opponent		Score		RPI	S	Opponent		Score			
5	H	UCLA		0	2							56	A	Texas A&M		3	1		
14	A	Michigan		0	2							71	H	Cal St. Fullerton		1	1		
17	H	California		1	1														
					</														

Non-Div. I Games:

Pepperdine

Average RPI Win:	158	WON-LOST	WINNING	LAST 10	STRENGTH OF	OPP. STRENGTH	TEAM	ADJ	CONF.	ADJ CONF.		
Average RPI Loss:	68	RECORD	PCT. RANK	GAMES	SCHEDULE	OF SCHEDULE	RPI	RPI	RPI	RPI		
DIV. I ONLY		12-1-1	.89286	5	9-0-1	184	94	47	.60197	42	7	6
DIV. I NON-CONF.		10-1-0	.90909	13	7-0-0	202	117	48	.59663	47	7	6

TOTALS	RPI 1-25	RPI 26-50		W-L RECORDS		RPI 51-100		RPI 101-150		RPI 150+		
12-1-1	0-0-0	1-0-0		OVERALL		2-1-1		4-0-0		5-0-0		
6-1-0	0-0-0	0-0-0		HOME		1-1-0		2-0-0		3-0-0		
3-0-1	0-0-0	0-0-0		AWAY		1-0-1		1-0-0		1-0-0		
3-0-0	0-0-0	1-0-0		NEUTRAL		0-0-0		1-0-0		1-0-0		
10-1-0	0-0-0	1-0-0		NON-CONFERENCE		2-1-0		2-0-0		5-0-0		
5-1-0	0-0-0	0-0-0		HOME		1-1-0		1-0-0		3-0-0		
2-0-0	0-0-0	0-0-		AWAY		1-0-0		0-0-0		1-0-0		
3-0-0	0-0-0	1-0-0		NEUTRAL		0-0-0		1-0-0		1-0-0		
2-0-1	0-0-0	0-0-0		CONFERENCE		0-0-1		2-0-0		0-0-0		
1-0-0	0-0-0	0-0-0		HOME		0-0-0		1-0-0		0-0-0		
1-0-1	0-0-0	0-0-0		AWAY		0-0-1		1-0-0		0-0-0		
0-0-0	0-0-0	0-0-0		NEUTRAL		0-0-0		0-0-0		0-0-0		
RPI	S	Opponent	Score	RPI	S	Opponent	Score	RPI	S	Opponent	Score	
				28	N	Arizona St.	1 0	51	A	Oklahoma St.	0 0	
								68	H	Long Beach St.	2 3	
								71	H	Cal St. Fullerton	1 0	
								72	A	Arizona	2 0	
										112	H TCU	2 0
										128	A Iowa St.	2 1
										136	H Cal St. Northridge	3 1
										143	N UC Santa Barbara	2 0
										159	N UC Davis	3 0
										192	H Idaho St.	3 0
										223	A New Mexico	1 0
										313	H Colorado St.	6 0
										323	H Ark.-Pine Bluff	8 0

LAST 10 GAMES												
				323	H	Ark.-Pine Bluff	8 0	159	N	UC Davis	3 0	
				112	H	TCU	2 0	72	A	Arizona	2 0	
						51	A Oklahoma St.	0 0		28	N Arizona St.	1 0
						128	A Iowa St.	2 1		136	H Cal St. Northridge	3 1
						143	N UC Santa Barbara	2 0		71	H Cal St. Fullerton	1 0

Non-Div. I Games:

Texas Tech

Average RPI Win: 188		WON-LOST RECORD		WINNING PCT. RANK		LAST 10 GAMES		STRENGTH OF SCHEDULE		OPP. STRENGTH OF SCHEDULE		TEAM RPI		ADJ RPI		CONF. RPI		ADJ CONF. RPI	
DIV. I ONLY		7-2-3		.70833 57		6-2-2		58		91		43		.60069 43		6		7	
DIV. I NON-CONF.		5-1-3		.72222 58		4-1-2		82		116		52		.58885 52		6		7	
TOTALS		RPI 1-25		RPI 26-50		W-L RECORDS		RPI 51-100		RPI 101-150		RPI 150+							
7-2-3		0-2-0		1-0-2		OVERALL		0-0-1		2-0-0		4-0-0							
7-0-2		0-0-0		1-0-2		HOME		0-0-0		2-0-0		4-0-0							
0-2-1		0-2-0		0-0-0		AWAY		0-0-1		0-0-0		0-0-0							
0-0-0		0-0-0		0-0-0		NEUTRAL		0-0-0		0-0-0		0-0-0							
5-1-3		0-1-0		0-0-2		NON-CONFERENCE		0-0-1		2-0-0		3-0-0							
5-0-2		0-0-0		0-0-2		HOME		0-0-0		2-0-0		3-0-0							
0-1-1		0-1-0		0-0-		AWAY		0-0-1		0-0-0		0-0-0							
0-0-0		0-0-0		0-0-0		NEUTRAL		0-0-0		0-0-0		0-0-0							
2-1-0		0-1-0		1-0-0		CONFERENCE		0-0-0		0-0-0		1-0-0							
2-0-0		0-0-0		1-0-0		HOME		0-0-0		0-0-0		1-0-0							
0-1-0		0-1-0		0-0-0		AWAY		0-0-0		0-0-0		0-0-0							
0-0-0		0-0-0		0-0-0		NEUTRAL		0-0-0		0-0-0		0-0-0							
RPI	S	Opponent		Score		RPI	S	Opponent		Score		RPI	S	Opponent		Score			
8	A	South Carolina		0	1	27	H	Florida		1	1	64	A	Texas		1	1		
12	A	UCF		1	2	40	H	Connecticut		3	2			114 H Middle Tenn.		1	0		
						50	H	Clemson		1	1			130 H South Ala.		1	0		
														206 H Temple		1	0		
														219 H North Florida		1	0		
														283 H Niagara		3	0		
														323 H Ark.-Pine Bluff		7	0		
LAST 10 GAMES																			
		40 H Connecticut		3	2			8 A South Carolina		0	1								
		206 H Temple		1	0			219 H North Florida		1	0								
		12 A UCF		1	2			114 H Middle Tenn.		1	0								
		130 H South Ala.		1	0			283 H Niagara		3	0								
		27 H Florida		1	1			50 H Clemson		1	1								

Non-Div. I Games:

South Fla.

Average RPI Win: 115		WON-LOST	WINNING	LAST 10	STRENGTH OF	OPP. STRENGTH	TEAM	ADJ	CONF.	ADJ CONF.				
Average RPI Loss: 23		RECORD	PCT. RANK	GAMES	SCHEDULE	OF SCHEDULE	RPI	RPI	RPI	RPI				
DIV. I ONLY		6-1-5	.70833	57	5-1-4	85	22	46	.6002	44	3	2		
DIV. I NON-CONF.		4-1-4	.66667	81	3-1-3	67	22	50	.59419	50	2	2		
<hr/>														
TOTALS		RPI 1-25	RPI 26-50		W-L RECORDS		RPI 51-100		RPI 101-150		RPI 150+			
6-1-5		0-1-1	0-0-1		OVERALL		3-0-1		2-0-1		1-0-1			
5-0-3		0-0-1	0-0-0		HOME		3-0-0		1-0-1		1-0-1			
1-1-2		0-1-0	0-0-1		AWAY		0-0-1		1-0-0		0-0-0			
0-0-0		0-0-0	0-0-0		NEUTRAL		0-0-0		0-0-0		0-0-0			
4-1-4		0-1-0	0-0-1		NON-CONFERENCE		2-0-1		1-0-1		1-0-1			
3-0-2		0-0-0	0-0-0		HOME		2-0-0		0-0-1		1-0-1			
1-1-2		0-1-0	0-1-		AWAY		0-0-1		1-0-0		0-0-0			
0-0-0		0-0-0	0-0-0		NEUTRAL		0-0-0		0-0-0		0-0-0			
2-0-1		0-0-1	0-0-0		CONFERENCE		1-0-0		1-0-0		0-0-0			
2-0-1		0-0-1	0-0-0		HOME		1-0-0		1-0-0		0-0-0			
0-0-0		0-0-0	0-0-0		AWAY		0-0-0		0-0-0		0-0-0			
0-0-0		0-0-0	0-0-0		NEUTRAL		0-0-0		0-0-0		0-0-0			
RPI	S	Opponent	Score		RPI	S	Opponent	Score		RPI	S	Opponent	Score	
17	H	California	0	0	33	A	Kentucky	0	0	61	H	Utah St.	3	0
23	A	BYU	0	1						71	A	Cal St. Fullerton	0	0
										92	H	Oregon	1	0
										93	H	Weber St.	4	0
										101	A	Western Ky.	2	0
										103	H	Oklahoma	1	1
										149	H	Oregon St.	1	0
										159	H	UC Davis	2	2
										195	H	Southern Utah	6	2
<hr/>														
LAST 10 GAMES														
149	H	Oregon St.	1	0	93	H	Weber St.	4	0					
92	H	Oregon	1	0	159	H	UC Davis	2	2					
17	H	California	0	0	195	H	Southern Utah	6	2					
103	H	Oklahoma	1	1	23	A	BYU	0	1					
61	H	Utah St.	3	0	71	A	Cal St. Fullerton	0	0					

Non-Div. I Games:

Utah

Average RPI Win: 137		WON-LOST	WINNING	LAST 10	STRENGTH OF	OPP. STRENGTH	TEAM	ADJ	CONF.	ADJ CONF.			
Average RPI Loss: 13		RECORD	PCT. RANK	GAMES	SCHEDULE	OF SCHEDULE	RPI	RPI	RPI	RPI			
DIV. I ONLY		7-4-0	.63636	85	6-4-0	48	17	42	.5997	45	1	1	
DIV. I NON-CONF.		5-0-0	1	1	4-0-0	199	157	37	.61014	37	1	1	
<hr/>													
TOTALS		RPI 1-25		RPI 26-50		W-L RECORDS		RPI 51-100		RPI 101-150		RPI 150+	
7-4-0		1-3-0		0-1-0		OVERALL		2-0-0		2-0-0		2-0-0	
4-1-0		1-1-0		0-0-0		HOME		1-0-0		1-0-0		1-0-0	
3-3-0		0-2-0		0-1-0		AWAY		1-0-0		1-0-0		1-0-0	
0-0-0		0-0-0		0-0-0		NEUTRAL		0-0-0		0-0-0		0-0-0	
5-0-0		0-0-0		0-0-0		NON-CONFERENCE		1-0-0		2-0-0		2-0-0	
2-0-0		0-0-0		0-0-0		HOME		0-0-0		1-0-0		1-0-0	
3-0-0		0-0-0		0-0-		AWAY		1-0-0		1-0-0		1-0-0	
0-0-0		0-0-0		0-0-0		NEUTRAL		0-0-0		0-0-0		0-0-0	
2-4-0		1-3-0		0-1-0		CONFERENCE		1-0-0		0-0-0		0-0-0	
2-1-0		1-1-0		0-0-0		HOME		1-0-0		0-0-0		0-0-0	
0-3-0		0-2-0		0-1-0		AWAY		0-0-0		0-0-0		0-0-0	
0-0-0		0-0-0		0-0-0		NEUTRAL		0-0-0		0-0-0		0-0-0	
RPI	S	Opponent		Score	RPI	S	Opponent		Score	RPI	S	Opponent	Score
1	H	North Carolina		0 4	35	A	Duke		0 3	66	H	North Carolina St.	2 1
7	A	Florida St.		0 4						95	A	Milwaukee	2 1
9	A	Wake Forest		0 4									
20	H	Notre Dame		2 0									

Non-Div. I Games:

Miami (FL)

Average RPI Win:		145	WON-LOST RECORD		WINNING PCT. RANK		LAST 10 GAMES		STRENGTH OF SCHEDULE		OPP. STRENGTH OF SCHEDULE		TEAM RPI		ADJ RPI		CONF. RPI		ADJ CONF. RPI	
DIV. I ONLY			10-4-0		.71429 55		8-2-0		68		55		44		.59817 46		9		9	
DIV. I NON-CONF.			8-3-0		.72727 57		6-1-0		61		85		43		.59881 46		9		9	
TOTALS		RPI 1-25		RPI 26-50		W-L RECORDS		RPI 51-100		RPI 101-150		RPI 150+								
10-4-0		0-2-0		0-1-0		OVERALL		2-1-0		4-0-0		4-0-0								
4-3-0		0-2-0		0-0-0		HOME		1-1-0		1-0-0		2-0-0								
6-1-0		0-0-0		0-1-0		AWAY		1-0-0		3-0-0		2-0-0								
0-0-0		0-0-0		0-0-0		NEUTRAL		0-0-0		0-0-0		0-0-0								
8-3-0		0-1-0		0-1-0		NON-CONFERENCE		1-1-0		3-0-0		4-0-0								
4-2-0		0-1-0		0-0-0		HOME		1-1-0		1-0-0		2-0-0								
4-1-0		0-0-0		0-0-		AWAY		0-0-0		2-0-0		2-0-0								
0-0-0		0-0-0		0-0-0		NEUTRAL		0-0-0		0-0-0		0-0-0								
2-1-0		0-1-0		0-0-0		CONFERENCE		1-0-0		1-0-0		0-0-0								
0-1-0		0-1-0		0-0-0		HOME		0-0-0		0-0-0		0-0-0								
2-0-0		0-0-0		0-0-0		AWAY		1-0-0		1-0-0		0-0-0								
0-0-0		0-0-0		0-0-0		NEUTRAL		0-0-0		0-0-0		0-0-0								
RPI	S	Opponent		Score		RPI	S	Opponent		Score		RPI	S	Opponent		Score				
10	H	Virginia Tech		1	3	30	A	Tennessee		0	2	58	H	La Salle		1	2			
19	H	William & Mary		1	2							81	A	Delaware		2	1			
												89	H	Villanova		3	2			
														104 H UNC Greensboro		2	0			
														107 A Marshall		2	1			
														121 A Charlotte		3	2			
														124 A Drexel		2	0			
														178 A Davidson		2	0			
														207 A Longwood		2	0			
														215 H George Mason		2	1			
														228 H Richmond		4	1			
LAST 10 GAMES																				
124 A Drexel						2	0	104 H UNC Greensboro						2	0					
81 A Delaware						2	1	178 A Davidson						2	0					
19 H William & Mary						1	2	121 A Charlotte						3	2					
215 H George Mason						2	1	10 H Virginia Tech						1	3					
207 A Longwood						2	0	89 H Villanova						3	2					

Non-Div. I Games:

James Madison

Average RPI Win: 169		WON-LOST RECORD		WINNING PCT. RANK		LAST 10 GAMES		STRENGTH OF SCHEDULE		OPP. STRENGTH OF SCHEDULE		TEAM RPI		ADJ RPI		CONF. RPI		ADJ CONF. RPI	
DIV. I ONLY		8-3-1		.70833 57		7-2-1		82		41		50		.59652 48		14		14	
DIV. I NON-CONF.		5-2-1		.6875 68		4-1-1		51		7		36		.61453 36		14		14	
TOTALS		RPI 1-25		RPI 26-50		W-L RECORDS		RPI 51-100		RPI 101-150		RPI 150+							
8-3-1		0-2-1		1-1-0		OVERALL		0-0-0		2-0-0		5-0-0							
6-0-1		0-0-1		1-0-0		HOME		0-0-0		2-0-0		3-0-0							
2-3-0		0-2-0		0-1-0		AWAY		0-0-0		0-0-0		2-0-0							
0-0-0		0-0-0		0-0-0		NEUTRAL		0-0-0		0-0-0		0-0-0							
5-2-1		0-2-1		1-0-0		NON-CONFERENCE		0-0-0		2-0-0		2-0-0							
4-0-1		0-0-1		1-0-0		HOME		0-0-0		2-0-0		1-0-0							
1-2-0		0-2-0		0-0-		AWAY		0-0-0		0-0-0		1-0-0							
0-0-0		0-0-0		0-0-0		NEUTRAL		0-0-0		0-0-0		0-0-0							
3-1-0		0-0-0		0-1-0		CONFERENCE		0-0-0		0-0-0		3-0-0							
2-0-0		0-0-0		0-0-0		HOME		0-0-0		0-0-0		2-0-0							
1-1-0		0-0-0		0-1-0		AWAY		0-0-0		0-0-0		1-0-0							
0-0-0		0-0-0		0-0-0		NEUTRAL		0-0-0		0-0-0		0-0-0							
RPI S	Opponent	Score		RPI S	Opponent	Score		RPI S	Opponent	Score		RPI S	Opponent	Score					
2 A	Penn St.	0	1	40 H	Connecticut	1	0					109 H	Dayton	1	0				
8 H	South Carolina	0	0	47 A	Navy	0	1					135 H	Providence	1	0				
22 A	Boston College	0	1									154 H	Northwestern	2	0				
												163 A	Army	1	0				
												229 H	Lehigh	3	0				
												251 A	Akron	3	2				
												273 H	Holy Cross	3	0				
				LAST 10 GAMES															
				229 H	Lehigh	3	0	40 H	Connecticut	1	0								
				273 H	Holy Cross	3	0	251 A	Akron	3	2								
				163 A	Army	1	0	2 A	Penn St.	0	1								
				47 A	Navy	0	1	154 H	Northwestern	2	0								
				135 H	Providence	1	0	8 H	South Carolina	0	0								

Non-Div. I Games:

Boston U.

Average RPI Win: 145		WON-LOST RECORD		WINNING PCT. RANK		LAST 10 GAMES		STRENGTH OF SCHEDULE		OPP. STRENGTH OF SCHEDULE		TEAM RPI		ADJ RPI		CONF. RPI		ADJ CONF. RPI	
Average RPI Loss: 28																			
DIV. I ONLY		10-2-1		.80769 20		7-2-1		146		29		48		.59508 49		2		3	
DIV. I NON-CONF.		7-0-1		.9375 7		4-0-1		253		89		55		.58427 56		3		3	
TOTALS		RPI 1-25		RPI 26-50		W-L RECORDS		RPI 51-100		RPI 101-150		RPI 150+							
10-2-1		1-1-0		0-0-0		OVERALL		3-1-0		1-0-1		5-0-0							
8-0-0		1-0-0		0-0-0		HOME		2-0-0		1-0-0		4-0-0							
2-2-1		0-1-0		0-0-0		AWAY		1-1-0		0-0-1		1-0-0							
0-0-0		0-0-0		0-0-0		NEUTRAL		0-0-0		0-0-0		0-0-0							
7-0-1		0-0-0		0-0-0		NON-CONFERENCE		2-0-0		1-0-1		4-0-0							
5-0-0		0-0-0		0-0-0		HOME		1-0-0		1-0-0		3-0-0							
2-0-1		0-0-0		0-0-		AWAY		1-0-0		0-0-1		1-0-0							
0-0-0		0-0-0		0-0-0		NEUTRAL		0-0-0		0-0-0		0-0-0							
3-2-0		1-1-0		0-0-0		CONFERENCE		1-1-0		0-0-0		1-0-0							
3-0-0		1-0-0		0-0-0		HOME		1-0-0		0-0-0		1-0-0							
0-2-0		0-1-0		0-0-0		AWAY		0-1-0		0-0-0		0-0-0							
0-0-0		0-0-0		0-0-0		NEUTRAL		0-0-0		0-0-0		0-0-0							
RPI S	Opponent	Score		RPI S	Opponent	Score		RPI S	Opponent	Score		RPI S	Opponent	Score					
2 A	Penn St.	1	4					54 A	Ohio St.	1	3	120 H	Eastern Mich.	1	0				
15 H	Minnesota	1	0					62 H	Illinois	3	2	139 A	Loyola Chicago	0	0				
								95 A	Milwaukee	3	1	154 H	Northwestern	2	1				
								97 H	Xavier	3	0	189 H	Central Mich.	2	1				
												209 A	Ohio	1	0				
												249 H	Ga. Southern	5	0				
												261 H	Eastern Ky.	5	0				
				LAST 10 GAMES															
				62 H	Illinois	3	2	97 H	Xavier	3	0								
				154 H	Northwestern	2	1	189 H	Central Mich.	2	1								
				2 A	Penn St.	1	4	261 H	Eastern Ky.	5	0								
				54 A	Ohio St.	1	3	120 H	Eastern Mich.	1	0								
				15 H	Minnesota	1	0	139 A	Loyola Chicago	0	0								

Non-Div. I Games:

Indiana

Average RPI Win: 140		WON-LOST	WINNING	LAST 10	STRENGTH OF		OPP. STRENGTH	TEAM	ADJ	CONF.	ADJ CONF.
Average RPI Loss: 11		RECORD	PCT. RANK	GAMES	SCHEDULE		OF SCHEDULE	RPI	RPI	RPI	RPI
DIV. I ONLY		6-4-3	.57692	115	5-4-1		34	16	49	.59467	50
DIV. I NON-CONF.		3-1-2	.66667	81	2-1-0		98	65	68	.5727	70
TOTALS		RPI 1-25	RPI 26-50		W-L RECORDS		RPI 51-100		RPI 101-150		RPI 150+
6-4-3		1-4-1	0-0-1		OVERALL		2-0-1		1-0-0		2-0-0
5-2-1		1-2-1	0-0-0		HOME		1-0-0		1-0-0		2-0-0
1-2-2		0-2-0	0-0-1		AWAY		1-0-1		0-0-0		0-0-0
0-0-0		0-0-0	0-0-0		NEUTRAL		0-0-0		0-0-0		0-0-0
3-1-2		0-1-0	0-0-1		NON-CONFERENCE		1-0-1		0-0-0		2-0-0
3-1-0		0-1-0	0-0-0		HOME		1-0-0		0-0-0		2-0-0
0-0-2		0-0-0	0-1-		AWAY		0-0-1		0-0-0		0-0-0
0-0-0		0-0-0	0-0-0		NEUTRAL		0-0-0		0-0-0		0-0-0
3-3-1		1-3-1	0-0-0		CONFERENCE		1-0-0		1-0-0		0-0-0
2-1-1		1-1-1	0-0-0		HOME		0-0-0		1-0-0		0-0-0
1-2-0		0-2-0	0-0-0		AWAY		1-0-0		0-0-0		0-0-0
0-0-0		0-0-0	0-0-0		NEUTRAL		0-0-0		0-0-0		0-0-0
RPI S	Opponent	Score	RPI S	Opponent	Score	RPI S	Opponent	Score	RPI S	Opponent	Score
3 A	Virginia	0 3	43 A	South Fla.	1 1	84 H	Furman	1 0	147 H	Pittsburgh	2 0
7 H	Florida St.	1 1				86 A	Syracuse	1 0	178 H	Davidson	2 0
8 H	South Carolina	1 2				96 A	Auburn	0 0	322 H	Alabama A&M	14 0
10 A	Virginia Tech	0 1									
21 H	Maryland	1 2									
22 H	Boston College	2 1									
LAST 10 GAMES											
3 A	Virginia	0 3	147 H	Pittsburgh	2 0						
10 A	Virginia Tech	0 1	22 H	Boston College	2 1						
7 H	Florida St.	1 1	21 H	Maryland	1 2						
86 A	Syracuse	1 0	178 H	Davidson	2 0						
322 H	Alabama A&M	14 0	8 H	South Carolina	1 2						

Non-Div. I Games:

Clemson

Average RPI Win:		143	WON-LOST RECORD		WINNING PCT. RANK	LAST 10 GAMES	STRENGTH OF SCHEDULE		OPP. STRENGTH OF SCHEDULE	TEAM RPI	ADJ RPI	CONF. RPI	ADJ CONF. RPI
Average RPI Loss:		22	5-3-5		.57692 115	3-3-4	37		25	51	.59249 51	7	6
DIV. I ONLY			3-2-3		.5625 130	2-2-2	20		23	42	.60273 40	7	6
DIV. I NON-CONF.													
TOTALS		RPI 1-25	RPI 26-50		W-L RECORDS		RPI 51-100		RPI 101-150		RPI 150+		
5-3-5		0-1-1	0-2-2		OVERALL		0-0-0		3-0-2		2-0-0		
2-2-2		0-1-0	0-1-2		HOME		0-0-0		1-0-0		1-0-0		
3-1-3		0-0-1	0-1-0		AWAY		0-0-0		2-0-2		1-0-0		
0-0-0		0-0-0	0-0-0		NEUTRAL		0-0-0		0-0-0		0-0-0		
3-2-3		0-1-1	0-1-1		NON-CONFERENCE		0-0-0		1-0-1		2-0-0		
1-1-1		0-1-0	0-0-1		HOME		0-0-0		0-0-0		1-0-0		
2-1-2		0-0-1	0-0-		AWAY		0-0-0		1-0-1		1-0-0		
0-0-0		0-0-0	0-0-0		NEUTRAL		0-0-0		0-0-0		0-0-0		
2-1-2		0-0-0	0-1-1		CONFERENCE		0-0-0		2-0-1		0-0-0		
1-1-1		0-0-0	0-1-1		HOME		0-0-0		1-0-0		0-0-0		
1-0-1		0-0-0	0-0-0		AWAY		0-0-0		1-0-1		0-0-0		
0-0-0		0-0-0	0-0-0		NEUTRAL		0-0-0		0-0-0		0-0-0		
RPI S	Opponent	Score	RPI S	Opponent	Score	RPI S	Opponent	Score	RPI S	Opponent	Score		
2 H	Penn St.	2 4	27 A	Florida	0 2				103 A	Oklahoma	2 1		
7 A	Florida St.	1 1	32 H	Washington St.	2 2				103 H	Oklahoma	4 1		
			36 H	West Virginia	1 2				112 A	TCU	0 0		
			42 H	Texas Tech	0 0				125 A	Vanderbilt	2 2		
									126 A	North Texas	2 1		
									173 A	UT Martin	1 0		
									212 H	Gonzaga	2 1		
LAST 10 GAMES													
			112 A	TCU	0 0	32 H	Washington St.	2 2					
			103 A	Oklahoma	2 1	2 H	Penn St.	2 4					
			42 H	Texas Tech	0 0	27 A	Florida	0 2					
			36 H	West Virginia	1 2	7 A	Florida St.	1 1					
			126 A	North Texas	2 1	212 H	Gonzaga	2 1					

Non-Div. I Games:

Oklahoma St.

Average RPI Win: 142		WON-LOST RECORD	WINNING PCT. RANK		LAST 10 GAMES	STRENGTH OF SCHEDULE	OPP. STRENGTH OF SCHEDULE	TEAM RPI	ADJ RPI	CONF. RPI	ADJ CONF. RPI						
Average RPI Loss: 30																	
DIV. I ONLY		8-2-2	.75	35	6-2-2	103	88	52	.59064	52	7	6					
DIV. I NON-CONF.		7-1-2	.8	37	5-1-2	110	104	46	.59997	44	7	6					
<hr/>																	
TOTALS		RPI 1-25		RPI 26-50		W-L RECORDS		RPI 51-100		RPI 101-150		RPI 150+					
8-2-2		0-1-0		0-1-0		OVERALL		3-0-1		2-0-0		3-0-1					
5-2-1		0-1-0		0-1-0		HOME		1-0-0		1-0-0		3-0-1					
2-0-1		0-0-0		0-0-0		AWAY		2-0-1		0-0-0		0-0-0					
1-0-0		0-0-0		0-0-0		NEUTRAL		0-0-0		1-0-0		0-0-0					
<hr/>																	
7-1-2		0-1-0		0-0-0		NON-CONFERENCE		3-0-1		1-0-0		3-0-1					
4-1-1		0-1-0		0-0-0		HOME		1-0-0		0-0-0		3-0-1					
2-0-1		0-0-0		0-0-		AWAY		2-0-1		0-0-0		0-0-0					
1-0-0		0-0-0		0-0-0		NEUTRAL		0-0-0		1-0-0		0-0-0					
<hr/>																	
1-1-0		0-0-0		0-1-0		CONFERENCE		0-0-0		1-0-0		0-0-0					
1-1-0		0-0-0		0-1-0		HOME		0-0-0		1-0-0		0-0-0					
0-0-0		0-0-0		0-0-0		AWAY		0-0-0		0-0-0		0-0-0					
0-0-0		0-0-0		0-0-0		NEUTRAL		0-0-0		0-0-0		0-0-0					
<hr/>																	
RPI	S	Opponent		Score		RPI	S	Opponent		Score		RPI	S	Opponent		Score	
23	H	BYU		1	2	36	H	West Virginia		3	4	56	A	Texas A&M		0	0
												73	H	Boise St.		2	0
												75	A	Washington		1	0
												99	A	SMU		2	0

Non-Div. I Games:

Baylor

Average RPI Win:	158	WON-LOST RECORD	WINNING PCT. RANK	LAST 10 GAMES	STRENGTH OF SCHEDULE	OPP. STRENGTH OF SCHEDULE	TEAM RPI	ADJ RPI	CONF. RPI	ADJ CONF. RPI		
DIV. I ONLY		7-3-2	.66667	73	5-3-2	62	107	54	.58799	53	5	5
DIV. I NON-CONF.		6-1-1	.8125	29	4-1-1	123	131	49	.5943	49	5	5
<hr/>												
TOTALS	RPI 1-25	RPI 26-50		W-L RECORDS		RPI 51-100		RPI 101-150		RPI 150+		
7-3-2	0-1-0	0-0-0		OVERALL		3-2-1		0-0-1		4-0-0		
4-0-2	0-0-0	0-0-0		HOME		2-0-1		0-0-1		2-0-0		
3-2-0	0-1-0	0-0-0		AWAY		1-1-0		0-0-0		2-0-0		
0-1-0	0-0-0	0-0-0		NEUTRAL		0-1-0		0-0-0		0-0-0		
<hr/>												
6-1-1	0-0-0	0-0-0		NON-CONFERENCE		2-1-0		0-0-1		4-0-0		
3-0-1	0-0-0	0-0-0		HOME		1-0-0		0-0-1		2-0-0		
3-0-0	0-0-0	0-0-		AWAY		1-0-0		0-0-0		2-0-0		
0-1-0	0-0-0	0-0-0		NEUTRAL		0-1-0		0-0-0		0-0-0		
<hr/>												
1-2-1	0-1-0	0-0-0		CONFERENCE		1-1-1		0-0-0		0-0-0		
1-0-1	0-0-0	0-0-0		HOME		1-0-1		0-0-0		0-0-0		
0-2-0	0-1-0	0-0-0		AWAY		0-1-0		0-0-0		0-0-0		
0-0-0	0-0-0	0-0-0		NEUTRAL		0-0-0		0-0-0		0-0-0		
<hr/>												
RPI	S	Opponent	Score	RPI	S	Opponent	Score	RPI	S	Opponent	Score	
11	A	Marquette	1 3					54	N	Ohio St.	0 1	
								74	A	Brown	4 0	
								81	H	Delaware	2 1	
								85	A	Butler	1 2	
								88	H	Creighton	0 0	
								97	H	Xavier	2 0	
								144	H	Dartmouth	0 0	
								156	A	Massachusetts	1 0	
								198	H	Fordham	5 0	
								226	A	Central Conn. St.	4 0	
								276	H	North Dakota St.	5 0	
<hr/>												
				LAST 10 GAMES								
				85	A	Butler	1 2	54	N	Ohio St.	0 1	
				11	A	Marquette	1 3	74	A	Brown	4 0	
				88	H	Creighton	0 0	226	A	Central Conn. St.	4 0	
				97	H	Xavier	2 0	276	H	North Dakota St.	5 0	
				144	H	Dartmouth	0 0	156	A	Massachusetts	1 0	

Non-Div. I Games:

St. John's (NY)

Average RPI Win: 138		WON-LOST	WINNING	LAST 10	STRENGTH OF	OPP. STRENGTH	TEAM	ADJ	CONF.	ADJ CONF.							
Average RPI Loss: 45		RECORD	PCT. RANK	GAMES	SCHEDULE	OF SCHEDULE	RPI	RPI	RPI	RPI							
DIV. I ONLY		7-3-3	.65385	77	4-3-3	73	31	53	.58745	54	2	3					
DIV. I NON-CONF.		6-1-1	.8125	29	3-1-1	195	24	57	.58233	57	3	3					
<hr/>																	
TOTALS		RPI 1-25		RPI 26-50		W-L RECORDS		RPI 51-100		RPI 101-150		RPI 150+					
7-3-3		0-1-1		1-1-0		OVERALL		1-1-2		2-0-0		3-0-0					
4-1-2		0-0-0		1-0-0		HOME		0-1-2		2-0-0		1-0-0					
1-2-1		0-1-1		0-1-0		AWAY		0-0-0		0-0-0		1-0-0					
2-0-0		0-0-0		0-0-0		NEUTRAL		1-0-0		0-0-0		1-0-0					
6-1-1		0-1-0		0-0-0		NON-CONFERENCE		1-0-1		2-0-0		3-0-0					
3-0-1		0-0-0		0-0-0		HOME		0-0-1		2-0-0		1-0-0					
1-1-0		0-1-0		0-0-		AWAY		0-0-0		0-0-0		1-0-0					
2-0-0		0-0-0		0-0-0		NEUTRAL		1-0-0		0-0-0		1-0-0					
1-2-2		0-0-1		1-1-0		CONFERENCE		0-1-1		0-0-0		0-0-0					
1-1-1		0-0-0		1-0-0		HOME		0-1-1		0-0-0		0-0-0					
0-1-1		0-0-1		0-1-0		AWAY		0-0-0		0-0-0		0-0-0					
0-0-0		0-0-0		0-0-0		NEUTRAL		0-0-0		0-0-0		0-0-0					
RPI	S	Opponent		Score		RPI	S	Opponent		Score		RPI	S	Opponent		Score	
15	A	Minnesota		0 0		34	A	Wisconsin		0 1		53	N	St. John's (NY)		1 0	
22	A	Boston College		0 1		49	H	Indiana		3 1		62	H	Illinois		1 1	
												72	H	Arizona		0 0	
												78	H	Purdue		0 1	
			</														

Non-Div. I Games:

Ohio St.

Average RPI Win: 135		WON-LOST RECORD	WINNING PCT. RANK		LAST 10 GAMES		STRENGTH OF SCHEDULE		OPP. STRENGTH OF SCHEDULE		TEAM RPI	ADJ RPI	CONF. RPI	ADJ CONF. RPI				
Average RPI Loss: 35																		
DIV. I ONLY		9-3-1	.73077	44	7-2-1		156		14		56	.58058	56	4	4			
DIV. I NON-CONF.		5-2-1	.6875	68	3-1-1		94		15		54	.58858	53	4	4			
TOTALS		RPI 1-25		RPI 26-50		W-L RECORDS		RPI 51-100		RPI 101-150		RPI 150+						
9-3-1		0-0-0		1-3-0		OVERALL		2-0-1		2-0-0		4-0-0						
7-2-1		0-0-0		1-2-0		HOME		1-0-1		1-0-0		4-0-0						
2-1-0		0-0-0		0-1-0		AWAY		1-0-0		1-0-0		0-0-0						
0-0-0		0-0-0		0-0-0		NEUTRAL		0-0-0		0-0-0		0-0-0						
5-2-1		0-0-0		1-2-0		NON-CONFERENCE		1-0-1		0-0-0		3-0-0						
5-2-1		0-0-0		1-2-0		HOME		1-0-1		0-0-0		3-0-0						
0-0-0		0-0-0		0-0-		AWAY		0-0-0		0-0-0		0-0-0						
0-0-0		0-0-0		0-0-0		NEUTRAL		0-0-0		0-0-0		0-0-0						
4-1-0		0-0-0		0-1-0		CONFERENCE		1-0-0		2-0-0		1-0-0						
2-0-0		0-0-0		0-0-0		HOME		0-0-0		1-0-0		1-0-0						
2-1-0		0-0-0		0-1-0		AWAY		1-0-0		1-0-0		0-0-0						
0-0-0		0-0-0		0-0-0		NEUTRAL		0-0-0		0-0-0		0-0-0						
RPI	S	Opponent		Score		RPI	S	Opponent		Score		RPI	S	Opponent		Score		
				28	H	Arizona St.	3	1	52	H	Baylor	0	0	118	A	Missouri	2	1
				30	A	Tennessee	0	1	80	H	San Diego	6	1	125	H	Vanderbilt	3	0
				35	H	Duke	0	1	96	A	Auburn	3	1	156	H	Massachusetts	3	1
				41	H	Pepperdine	1	3						184	H	Mississippi St.	8	0
														191	H	Cal Poly	4	0
														234	H	UTSA	1	0
LAST 10 GAMES																		
				118	A	Missouri	2	1	191	H	Cal Poly	4	0					
				96	A	Auburn	3	1	156	H	Massachusetts	3	1					
				125	H	Vanderbilt	3	0	52	H	Baylor	0	0					
				184	H	Mississippi St.	8	0	80	H	San Diego	6	1					
				30	A	Tennessee	0	1	41	H	Pepperdine	1	3					

Non-Div. I Games:

Texas A&M

Average RPI Win: 207		WON-LOST RECORD	WINNING PCT. RANK		LAST 10 GAMES	STRENGTH OF SCHEDULE	OPP. STRENGTH OF SCHEDULE	TEAM RPI	ADJ RPI	CONF. RPI	ADJ CONF. RPI	
Average RPI Loss: 115												
DIV. I ONLY		10-1-0	.90909	3	3-0-0	221	193	57	.57837	57	29	29
DIV. I NON-CONF.		6-1-0	.85714	23	0-0-0	160	132	51	.59106	51	30	30
<hr/>												
TOTALS		RPI 1-25		RPI 26-50		W-L RECORDS		RPI 51-100		RPI 101-150		RPI 150+
10-1-0		0-0-0		0-0-0		OVERALL		1-0-0		2-1-0		7-0-0
7-0-0		0-0-0		0-0-0		HOME		1-0-0		2-0-0		4-0-0
3-1-0		0-0-0		0-0-0		AWAY		0-0-0		0-1-0		3-0-0
0-0-0		0-0-0		0-0-0		NEUTRAL		0-0-0		0-0-0		0-0-0
6-1-0		0-0-0		0-0-0		NON-CONFERENCE		1-0-0		1-1-0		4-0-0
4-0-0		0-0-0		0-0-0		HOME		1-0-0		1-0-0		2-0-0
2-1-0		0-0-0		0-0-		AWAY		0-0-0		0-1-0		2-0-0
0-0-0		0-0-0		0-0-0		NEUTRAL		0-0-0		0-0-0		0-0-0
4-0-0		0-0-0		0-0-0		CONFERENCE		0-0-0		1-0-0		3-0-0
3-0-0		0-0-0		0-0-0		HOME		0-0-0		1-0-0		2-0-0
1-0-0		0-0-0		0-0-0		AWAY		0-0-0		0-0-0		1-0-0
0-0-0		0-0-0		0-0-0		NEUTRAL		0-0-0		0-0-0		0-0-0
RPI	S	Opponent	Score	RPI	S	Opponent	Score	RPI	S	Opponent	Score	
						81	H Delaware	1	0	102	H Seton Hall	3 2
										115	A Hofstra	1 2
										150	H Fairfield	2 0
										175	A Columbia	2 0
										187	H Fairleigh Dickinson	1 0
										229	A Lehigh	1 0
										270	H NJIT	3 0
										281	H Manhattan	6 0
										283	A Niagara	1 0
										316	H Canisius	2 1
<hr/>												
LAST 10 GAMES												
						150	H Fairfield	2	0	115	A Hofstra	1 2
						281	H Manhattan	6	0	175	A Columbia	2 0
						316	H Canisius	2	1	270	H NJIT	3 0
						283	A Niagara	1	0	102	H Seton Hall	3 2
						187	H Fairleigh Dickinson	1	0	229	A Lehigh	1 0

Non-Div. I Games:

Monmouth

Average RPI Win:		174	WON-LOST RECORD		WINNING PCT. RANK		LAST 10 GAMES		STRENGTH OF SCHEDULE		OPP. STRENGTH OF SCHEDULE		TEAM RPI		ADJ RPI		CONF. RPI		ADJ CONF. RPI				
DIV. I ONLY			9-2-1		.79167 24		7-2-1		199		32		59		.57811 58		15		15				
DIV. I NON-CONF.			8-2-1		.77273 50		6-2-1		180		21		63		.57744 61		15		15				
TOTALS		RPI 1-25		RPI 26-50		W-L RECORDS		RPI 51-100		RPI 101-150		RPI 150+											
9-2-1		0-1-0		1-1-0		OVERALL		1-0-1		2-0-0		5-0-0											
4-0-0		0-0-0		0-0-0		HOME		0-0-0		1-0-0		3-0-0											
4-2-1		0-1-0		1-1-0		AWAY		1-0-1		1-0-0		1-0-0											
1-0-0		0-0-0		0-0-0		NEUTRAL		0-0-0		0-0-0		1-0-0											
8-2-1		0-1-0		1-1-0		NON-CONFERENCE		1-0-1		2-0-0		4-0-0											
3-0-0		0-0-0		0-0-0		HOME		0-0-0		1-0-0		2-0-0											
4-2-1		0-1-0		1-0-		AWAY		1-0-1		1-0-0		1-0-0											
1-0-0		0-0-0		0-0-0		NEUTRAL		0-0-0		0-0-0		1-0-0											
1-0-0		0-0-0		0-0-0		CONFERENCE		0-0-0		0-0-0		1-0-0											
1-0-0		0-0-0		0-0-0		HOME		0-0-0		0-0-0		1-0-0											
0-0-0		0-0-0		0-0-0		AWAY		0-0-0		0-0-0		0-0-0											
0-0-0		0-0-0		0-0-0		NEUTRAL		0-0-0		0-0-0		0-0-0											
RPI	S	Opponent		Score		RPI	S	Opponent		Score		RPI	S	Opponent		Score							
2	A	Penn St.		1	5	40	A	Connecticut		0	1	89	A	Villanova		1	0	107	H	Marshall		2	1
						46	A	James Madison		2	1	94	A	Princeton		0	0	124	A	Drexel		4	0
																		198	H	Fordham		1	0
																		224	H	American		3	2
																		229	A	Lehigh		1	0
																		269	H	Loyola Maryland		4	0
																		279	N	Old Dominion		1	0
LAST 10 GAMES																							
						198	H	Fordham		1	0	269	H	Loyola Maryland		4	0						
						94	A	Princeton		0	0	89	A	Villanova		1	0						
						124	A	Drexel		4	0	107	H	Marshall		2	1						
						229	A	Lehigh		1	0	224	H	American		3	2						
						40	A	Connecticut		0	1	2	A	Penn St.		1	5						

Non-Div. I Games:

La Salle

Average RPI Win:	146	WON-LOST	WINNING	LAST 10	STRENGTH OF	OPP. STRENGTH	TEAM	ADJ	CONF.	ADJ CONF.	
Average RPI Loss:	146	RECORD	PCT. RANK	GAMES	SCHEDULE	OF SCHEDULE	RPI	RPI	RPI	RPI	
DIV. I ONLY		8-2-2	.75 35	7-1-2	140	68	58	.57673 59	5	5	
DIV. I NON-CONF.		6-1-1	.8125 29	5-0-1	184	133	72	.57059 72	5	5	
<hr/>											
TOTALS	RPI 1-25	RPI 26-50		W-L RECORDS		RPI 51-100		RPI 101-150		RPI 150+	
8-2-2	0-0-1	0-0-0		OVERALL		3-0-0		2-1-0		3-1-1	
5-0-1	0-0-0	0-0-0		HOME		3-0-0		1-0-0		1-0-1	
3-2-1	0-0-1	0-0-0		AWAY		0-0-0		1-1-0		2-1-0	
0-0-0	0-0-0	0-0-0		NEUTRAL		0-0-0		0-0-0		0-0-0	
<hr/>											
6-1-1	0-0-0	0-0-0		NON-CONFERENCE		2-0-0		1-0-0		3-1-1	
3-0-1	0-0-0	0-0-0		HOME		2-0-0		0-0-0		1-0-1	
3-1-0	0-0-0	0-0-		AWAY		0-0-0		1-0-0		2-1-0	
0-0-0	0-0-0	0-0-0		NEUTRAL		0-0-0		0-0-0		0-0-0	
<hr/>											
2-1-1	0-0-1	0-0-0		CONFERENCE		1-0-0		1-1-0		0-0-0	
2-0-0	0-0-0	0-0-0		HOME		1-0-0		1-0-0		0-0-0	
0-1-1	0-0-1	0-0-0		AWAY		0-0-0		0-1-0		0-0-0	
0-0-0	0-0-0	0-0-0		NEUTRAL		0-0-0		0-0-0		0-0-0	
<hr/>											
RPI S	Opponent	Score	RPI S	Opponent	Score	RPI S	Opponent	Score	RPI S	Opponent	Score
4	A Georgetown	1 1				83	H Colgate	3 2	102	H Seton Hall	1 0
						89	H Villanova	2 0	135	A Providence	0 1
						95	H Milwaukee	1 0	139	A Loyola Chicago	1 0
									157	A Valparaiso	0 1
									188	A Saint Louis	4 0
									209	A Ohio	3 1
									220	H Green Bay	0 0
									259	H Col. of Charleston	3 1
<hr/>											
LAST 10 GAMES											
			89	H Villanova	2 0	83	H Colgate	3 2			
			102	H Seton Hall	1 0	220	H Green Bay	0 0			
			135	A Providence	0 1	95	H Milwaukee	1 0			
			4	A Georgetown	1 1	259	H Col. of Charleston	3 1			
			139	A Loyola Chicago	1 0	209	A Ohio	3 1			

Non-Div. I Games:

DePaul

Average RPI Win: 168		WON-LOST RECORD		WINNING PCT. RANK		LAST 10 GAMES		STRENGTH OF SCHEDULE		OPP. STRENGTH OF SCHEDULE		TEAM RPI		ADJ RPI		CONF. RPI		ADJ CONF. RPI	
DIV. I ONLY		6-4-2		.58333 107		4-4-2		42		121		61		.57556 61		19		18	
DIV. I NON-CONF.		4-3-2		.55556 136		2-3-2		15		92		45		.59966 45		16		16	
TOTALS		RPI 1-25		RPI 26-50		W-L RECORDS		RPI 51-100		RPI 101-150		RPI 150+							
6-4-2		0-0-1		0-2-0		OVERALL		2-1-1		1-0-0		3-1-0							
3-2-1		0-0-1		0-1-0		HOME		1-1-0		0-0-0		2-0-0							
3-2-1		0-0-0		0-1-0		AWAY		1-0-1		1-0-0		1-1-0							
0-0-0		0-0-0		0-0-0		NEUTRAL		0-0-0		0-0-0		0-0-0							
4-3-2		0-0-1		0-2-0		NON-CONFERENCE		2-1-1		0-0-0		2-0-0							
2-2-1		0-0-1		0-1-0		HOME		1-1-0		0-0-0		1-0-0							
2-1-1		0-0-0		0-0-		AWAY		1-0-1		0-0-0		1-0-0							
0-0-0		0-0-0		0-0-0		NEUTRAL		0-0-0		0-0-0		0-0-0							
2-1-0		0-0-0		0-0-0		CONFERENCE		0-0-0		1-0-0		1-1-0							
1-0-0		0-0-0		0-0-0		HOME		0-0-0		0-0-0		1-0-0							
1-1-0		0-0-0		0-0-0		AWAY		0-0-0		1-0-0		0-1-0							
0-0-0		0-0-0		0-0-0		NEUTRAL		0-0-0		0-0-0		0-0-0							
RPI	S	Opponent		Score		RPI	S	Opponent		Score		RPI	S	Opponent		Score			
18	H	Nebraska		2	2	29	H	Arkansas		2	3	71	A	Cal St. Fullerton		0	0		
						44	A	Utah		0	3	87	A	UTEP		1	0		
												88	H	Creighton		3	0		
												93	H	Weber St.		0	1		
														248 H Utah Valley		1	0		
														250 H Wyoming		1	0		
LAST 10 GAMES																			
						250	H	Wyoming		1	0	71	A	Cal St. Fullerton		0	0		
						145	A	UNLV		2	1	29	H	Arkansas		2	3		
						216	A	Nevada		0	2	192	A	Idaho St.		3	2		
						93	H	Weber St.		0	1	18	H	Nebraska		2	2		
						44	A	Utah		0	3	87	A	UTEP		1	0		

Non-Div. I Games:

Utah St.

Average RPI Win: 151		WON-LOST RECORD	WINNING PCT. RANK		LAST 10 GAMES	STRENGTH OF SCHEDULE	OPP. STRENGTH OF SCHEDULE	TEAM RPI	ADJ RPI	CONF. RPI	ADJ CONF. RPI						
Average RPI Loss: 39																	
DIV. I ONLY		6-5-2	.53846	142	4-4-2	40	59	63	.57444	62	2	3					
DIV. I NON-CONF.		5-2-1	.6875	68	3-1-1	120	39	69	.57446	67	3	3					
<hr/>																	
TOTALS		RPI 1-25		RPI 26-50		W-L RECORDS		RPI 51-100		RPI 101-150		RPI 150+					
6-5-2		0-2-0		1-2-0		OVERALL		1-1-2		1-0-0		3-0-0					
5-1-0		0-1-0		0-0-0		HOME		1-0-0		1-0-0		3-0-0					
1-4-1		0-1-0		1-2-0		AWAY		0-1-1		0-0-0		0-0-0					
0-0-1		0-0-0		0-0-0		NEUTRAL		0-0-1		0-0-0		0-0-0					
5-2-1		0-1-0		1-1-0		NON-CONFERENCE		0-0-1		1-0-0		3-0-0					
4-0-0		0-0-0		0-0-0		HOME		0-0-0		1-0-0		3-0-0					
1-2-0		0-1-0		1-0-		AWAY		0-0-0		0-0-0		0-0-0					
0-0-1		0-0-0		0-0-0		NEUTRAL		0-0-1		0-0-0		0-0-0					
1-3-1		0-1-0		0-1-0		CONFERENCE		1-1-1		0-0-0		0-0-0					
1-1-0		0-1-0		0-0-0		HOME		1-0-0		0-0-0		0-0-0					
0-2-1		0-0-0		0-1-0		AWAY		0-1-1		0-0-0		0-0-0					
0-0-0		0-0-0		0-0-0		NEUTRAL		0-0-0		0-0-0		0-0-0					
RPI	S	Opponent		Score		RPI	S	Opponent		Score		RPI	S	Opponent		Score	
18	H	Nebraska		2 3		28	A	Arizona St.		3 4		54	A	Ohio St.		1 1	
20	A	Notre Dame		1 4		37	A	Louisville		5 4		72	N	Arizona		1 1	
						49	A	Indiana		2 3		78	A	Purdue		0 1	
												79	H	Iowa		2 1	

Non-Div. I Games:

Illinois

Average RPI Win: 190		WON-LOST	WINNING	LAST 10	STRENGTH OF		OPP. STRENGTH	TEAM	ADJ	CONF.	ADJ CONF.							
Average RPI Loss: 52		RECORD	PCT. RANK	GAMES	SCHEDULE		OF SCHEDULE	RPI	RPI	RPI	RPI							
DIV. I ONLY		9-2-1	.79167	24	7-2-1		160	144	62	.57425	63	18	19					
DIV. I NON-CONF.		5-1-1	.78571	40	3-1-1		108	96	47	.59597	48	23	23					

TOTALS		RPI 1-25		RPI 26-50		W-L RECORDS		RPI 51-100		RPI 101-150		RPI 150+						
9-2-1		0-0-0		0-1-0		OVERALL		2-1-0		1-0-0		6-0-1						
4-2-0		0-0-0		0-1-0		HOME		1-1-0		0-0-0		3-0-0						
5-0-1		0-0-0		0-0-0		AWAY		1-0-0		1-0-0		3-0-1						
0-0-0		0-0-0		0-0-0		NEUTRAL		0-0-0		0-0-0		0-0-0						
5-1-1		0-0-0		0-1-0		NON-CONFERENCE		2-0-0		1-0-0		2-0-1						
2-1-0		0-0-0		0-1-0		HOME		1-0-0		0-0-0		1-0-0						
3-0-1		0-0-0		0-0-		AWAY		1-0-0		1-0-0		1-0-1						
0-0-0		0-0-0		0-0-0		NEUTRAL		0-0-0		0-0-0		0-0-0						
4-1-0		0-0-0		0-0-0		CONFERENCE		0-1-0		0-0-0		4-0-0						
2-1-0		0-0-0		0-0-0		HOME		0-1-0		0-0-0		2-0-0						
2-0-0		0-0-0		0-0-0		AWAY		0-0-0		0-0-0		2-0-0						
0-0-0		0-0-0		0-0-0		NEUTRAL		0-0-0		0-0-0		0-0-0						
RPI	S	Opponent		Score		RPI	S	Opponent		Score		RPI	S	Opponent		Score		
				28	H	Arizona St.	1	3	55	H	LSU	4	0	134	A	Rice	1	0
									76	H	Oral Roberts	1	2	179	H	Texas St.	1	0
									87	A	UTEP	2	1	222	A	Lamar	3	0
														232	A	Houston	0	0
														242	H	Houston Baptist	2	0
														244	H	Northwestern St.	2	0
														264	A	New Mexico St.	2	0
														284	A	Sam Houston St.	1	0

LAST 10 GAMES																		
				284	A	Sam Houston St.	1	0	55	H	LSU	4	0					
				242	H	Houston Baptist	2	0	87	A	UTEP	2	1					
				222	A	Lamar	3	0	264	A	New Mexico St.	2	0					
				244	H	Northwestern St.	2	0	28	H	Arizona St.	1	3					
				76	H	Oral Roberts	1	2	232	A	Houston	0	0					

Non-Div. I Games:

Stephen F. Austin

Average RPI Win: 141		WON-LOST	WINNING	LAST 10	STRENGTH OF	OPP. STRENGTH	TEAM	ADJ	CONF.	ADJ CONF.							
Average RPI Loss: 75		RECORD	PCT. RANK	GAMES	SCHEDULE	OF SCHEDULE	RPI	RPI	RPI	RPI							
DIV. I ONLY		9-4-1	.67857	72	8-2-0	114	48	65	.57228	64	7	6					
DIV. I NON-CONF.		6-3-1	.65	88	5-1-0	137	44	90	.55703	88	7	6					
<hr/>																	
TOTALS		RPI 1-25		RPI 26-50		W-L RECORDS		RPI 51-100		RPI 101-150		RPI 150+					
9-4-1		0-1-0		1-1-1		OVERALL		1-1-0		4-1-0		3-0-0					
7-0-1		0-0-0		1-0-1		HOME		1-0-0		3-0-0		2-0-0					
2-4-0		0-1-0		0-1-0		AWAY		0-1-0		1-1-0		1-0-0					
0-0-0		0-0-0		0-0-0		NEUTRAL		0-0-0		0-0-0		0-0-0					
6-3-1		0-1-0		1-0-1		NON-CONFERENCE		1-1-0		1-1-0		3-0-0					
5-0-1		0-0-0		1-0-1		HOME		1-0-0		1-0-0		2-0-0					
1-3-0		0-1-0		0-0-		AWAY		0-1-0		0-1-0		1-0-0					
0-0-0		0-0-0		0-0-0		NEUTRAL		0-0-0		0-0-0		0-0-0					
3-1-0		0-0-0		0-1-0		CONFERENCE		0-0-0		3-0-0		0-0-0					
2-0-0		0-0-0		0-0-0		HOME		0-0-0		2-0-0		0-0-0					
1-1-0		0-0-0		0-1-0		AWAY		0-0-0		1-0-0		0-0-0					
0-0-0		0-0-0		0-0-0		NEUTRAL		0-0-0		0-0-0		0-0-0					
RPI	S	Opponent		Score		RPI	S	Opponent		Score		RPI	S	Opponent		Score	
24	A	Colorado Col.		0 2		36	A	West Virginia		1 2		82	H	Samford		2 0	
						38	H	Georgia		2 0		92	A	Oregon		1 2	
						43	H	South Fla.		1 1							

Non-Div. I Games:

Texas

[illegible]

Non-Div. I Games:

Michigan St.

Average RPI Win: 175		WON-LOST RECORD		WINNING PCT. RANK		LAST 10 GAMES		STRENGTH OF SCHEDULE		OPP. STRENGTH OF SCHEDULE		TEAM RPI		ADJ RPI		CONF. RPI		ADJ CONF. RPI	
DIV. I ONLY		6-7-0		.46154 167		3-7-0		26		35		69		.57009 66		1		1	
DIV. I NON-CONF.		5-1-0		.83333 26		2-1-0		33		153		20		.64121 21		1		1	
TOTALS		RPI 1-25		RPI 26-50		W-L RECORDS		RPI 51-100		RPI 101-150		RPI 150+							
6-7-0		0-6-0		1-1-0		OVERALL		0-0-0		1-0-0		4-0-0							
4-4-0		0-4-0		0-0-0		HOME		0-0-0		0-0-0		4-0-0							
2-3-0		0-2-0		1-1-0		AWAY		0-0-0		1-0-0		0-0-0							
0-0-0		0-0-0		0-0-0		NEUTRAL		0-0-0		0-0-0		0-0-0							
5-1-0		0-1-0		1-0-0		NON-CONFERENCE		0-0-0		0-0-0		4-0-0							
4-1-0		0-1-0		0-0-0		HOME		0-0-0		0-0-0		4-0-0							
1-0-0		0-0-0		1-0-		AWAY		0-0-0		0-0-0		0-0-0							
0-0-0		0-0-0		0-0-0		NEUTRAL		0-0-0		0-0-0		0-0-0							
1-6-0		0-5-0		0-1-0		CONFERENCE		0-0-0		1-0-0		0-0-0							
0-3-0		0-3-0		0-0-0		HOME		0-0-0		0-0-0		0-0-0							
1-3-0		0-2-0		0-1-0		AWAY		0-0-0		1-0-0		0-0-0							
0-0-0		0-0-0		0-0-0		NEUTRAL		0-0-0		0-0-0		0-0-0							
RPI	S	Opponent		Score		RPI	S	Opponent		Score		RPI	S	Opponent		Score			
4	H	Georgetown		0	2	45	A	Miami (FL)		1	2	147	A	Pittsburgh		1	0		
7	A	Florida St.		0	1	47	A	Navy		3	2	183	H	UNC Wilmington		2	1		
10	H	Virginia Tech		1	4							207	H	Longwood		3	2		
20	H	Notre Dame		1	3							218	H	East Tenn. St.		3	0		
21	A	Maryland		0	3							249	H	Ga. Southern		4	0		
22	H	Boston College		2	3														
LAST 10 GAMES																			
21	A	Maryland		0	3	147	A	Pittsburgh		1	0								
22	H	Boston College		2	3	20	H	Notre Dame		1	3								
10	H	Virginia Tech		1	4	183	H	UNC Wilmington		2	1								
7	A	Florida St.		0	1	4	H	Georgetown		0	2								
45	A	Miami (FL)		1	2	218	H	East Tenn. St.		3	0								

Non-Div. I Games:

North Carolina St.

Average RPI Win: 123		WON-LOST	WINNING	LAST 10	STRENGTH OF		OPP. STRENGTH	TEAM	ADJ		CONF.	ADJ CONF.	
Average RPI Loss: 73		RECORD	PCT. RANK	GAMES	SCHEDULE		OF SCHEDULE	RPI	RPI		RPI	RPI	
DIV. I ONLY		7-5-0	.58333	107	5-5-0		60	73	67	.57003	67	6	7
DIV. I NON-CONF.		7-2-0	.77778	44	5-2-0		73	80	38	.60964	38	6	7
TOTALS		RPI 1-25	RPI 26-50		W-L RECORDS		RPI 51-100		RPI 101-150		RPI 150+		
7-5-0	0-0-0	0-3-0		OVERALL		3-0-0		3-2-0		1-0-0			
3-1-0	0-0-0	0-0-0		HOME		2-0-0		1-1-0		0-0-0			
4-4-0	0-0-0	0-3-0		AWAY		1-0-0		2-1-0		1-0-0			
0-0-0	0-0-0	0-0-0		NEUTRAL		0-0-0		0-0-0		0-0-0			
7-2-0	0-0-0	0-1-0		NON-CONFERENCE		3-0-0		3-1-0		1-0-0			
3-1-0	0-0-0	0-0-0		HOME		2-0-0		1-1-0		0-0-0			
4-1-0	0-0-0	0-0-		AWAY		1-0-0		2-0-0		1-0-0			
0-0-0	0-0-0	0-0-0		NEUTRAL		0-0-0		0-0-0		0-0-0			
0-3-0	0-0-0	0-2-0		CONFERENCE		0-0-0		0-1-0		0-0-0			
0-0-0	0-0-0	0-0-0		HOME		0-0-0		0-0-0		0-0-0			
0-3-0	0-0-0	0-2-0		AWAY		0-0-0		0-1-0		0-0-0			
0-0-0	0-0-0	0-0-0		NEUTRAL		0-0-0		0-0-0		0-0-0			
RPI S	Opponent	Score	RPI S	Opponent	Score	RPI S	Opponent	Score	RPI S	Opponent	Score		
			26 A Rutgers	2 3	69 H Alabama	6 0	101 A Western Ky.	1 0					
			37 A Louisville	2 3	82 H Samford	2 0	114 A Middle Tenn.	3 1					
			39 A Ole Miss	0 3	100 A FGCU	2 1	118 H Missouri	2 1					
							125 H Vanderbilt	1 2					
							140 A Cincinnati	2 3					
							278 A Fla. Atlantic	4 0					
LAST 10 GAMES													
			26 A Rutgers	2 3	39 A Ole Miss	0 3							
			140 A Cincinnati	2 3	69 H Alabama	6 0							
			37 A Louisville	2 3	101 A Western Ky.	1 0							
			278 A Fla. Atlantic	4 0	114 A Middle Tenn.	3 1							
			100 A FGCU	2 1	125 H Vanderbilt	1 2							

Non-Div. I Games:

Memphis

Average RPI Win: 109		WON-LOST RECORD		WINNING PCT. RANK		LAST 10 GAMES		STRENGTH OF SCHEDULE		OPP. STRENGTH OF SCHEDULE		TEAM RPI		ADJ RPI		CONF. RPI		ADJ CONF. RPI	
DIV. I ONLY		7-5-0		.58333 107		7-3-0		65		70		71		.56956 68		11		11	
DIV. I NON-CONF.		6-4-0		.6 111		6-2-0		52		34		56		.58478 55		10		10	
TOTALS		RPI 1-25		RPI 26-50		W-L RECORDS		RPI 51-100		RPI 101-150		RPI 150+							
7-5-0		1-1-0		1-1-0		OVERALL		1-1-0		3-0-0		1-2-0							
4-1-0		1-0-0		0-0-0		HOME		0-0-0		2-0-0		1-1-0							
3-4-0		0-1-0		1-1-0		AWAY		1-1-0		1-0-0		0-1-0							
0-0-0		0-0-0		0-0-0		NEUTRAL		0-0-0		0-0-0		0-0-0							
6-4-0		1-1-0		1-1-0		NON-CONFERENCE		1-1-0		2-0-0		1-1-0							
4-1-0		1-0-0		0-0-0		HOME		0-0-0		2-0-0		1-1-0							
2-3-0		0-1-0		1-0-		AWAY		1-1-0		0-0-0		0-0-0							
0-0-0		0-0-0		0-0-0		NEUTRAL		0-0-0		0-0-0		0-0-0							
1-1-0		0-0-0		0-0-0		CONFERENCE		0-0-0		1-0-0		0-1-0							
0-0-0		0-0-0		0-0-0		HOME		0-0-0		0-0-0		0-0-0							
1-1-0		0-0-0		0-0-0		AWAY		0-0-0		1-0-0		0-1-0							
0-0-0		0-0-0		0-0-0		NEUTRAL		0-0-0		0-0-0		0-0-0							
RPI	S	Opponent		Score		RPI	S	Opponent		Score		RPI	S	Opponent		Score			
16	A	Santa Clara		0	4	38	A	Georgia		0	1	80	A	San Diego		0	1		
23	H	BYU		1	0	42	A	Texas Tech		3	2	96	A	Auburn		2	1		
												133 H San Francisco 1 0							
												140 H Cincinnati 4 1							
												143 A UC Santa Barbara 2 1							
												170 H Northern Ariz. 0 1							
												186 H Loyola Marymount 1 0							
												191 A Cal Poly 0 2							

Non-Div. I Games:

Long Beach St.

Average RPI Win: 108		WON-LOST RECORD		WINNING PCT. RANK		LAST 10 GAMES		STRENGTH OF SCHEDULE		OPP. STRENGTH OF SCHEDULE		TEAM RPI		ADJ RPI		CONF. RPI		ADJ CONF. RPI					
Average RPI Loss: 57																							
DIV. I ONLY		5-7-0		.41667 204		4-6-0		12		44		68		.56841 69		4		4					
DIV. I NON-CONF.		2-5-0		.28571 262		1-4-0		9		86		106		.53488 106		4		4					
TOTALS		RPI 1-25		RPI 26-50		W-L RECORDS		RPI 51-100		RPI 101-150		RPI 150+											
5-7-0		0-3-0		2-1-0		OVERALL		1-2-0		1-0-0		1-1-0											
4-2-0		0-0-0		1-0-0		HOME		1-1-0		1-0-0		1-1-0											
1-4-0		0-2-0		1-1-0		AWAY		0-1-0		0-0-0		0-0-0											
0-1-0		0-1-0		0-0-0		NEUTRAL		0-0-0		0-0-0		0-0-0											
2-5-0		0-3-0		0-0-0		NON-CONFERENCE		1-1-0		0-0-0		1-1-0											
2-1-0		0-0-0		0-0-0		HOME		1-0-0		0-0-0		1-1-0											
0-3-0		0-2-0		0-0-		AWAY		0-1-0		0-0-0		0-0-0											
0-1-0		0-1-0		0-0-0		NEUTRAL		0-0-0		0-0-0		0-0-0											
3-2-0		0-0-0		2-1-0		CONFERENCE		0-1-0		1-0-0		0-0-0											
2-1-0		0-0-0		1-0-0		HOME		0-1-0		1-0-0		0-0-0											
1-1-0		0-0-0		1-1-0		AWAY		0-0-0		0-0-0		0-0-0											
0-0-0		0-0-0		0-0-0		NEUTRAL		0-0-0		0-0-0		0-0-0											
RPI	S	Opponent		Score		RPI	S	Opponent		Score		RPI	S	Opponent		Score							
9	A	Wake Forest		0	3	27	A	Florida		0	3	55	H	LSU		1	2	125	H	Vanderbilt	5	2	
13	A	Denver		0	2	30	H	Tennessee		4	2	67	A	Memphis		0	6	200	H	Mercer	1	2	
25	N	Colorado		0	1	38	A	Georgia		3	2	90	H	UAB		1	0	256	H	Georgia St.	2	1	

Non-Div. I Games:

Alabama

Average RPI Win: 195		WON-LOST RECORD	WINNING PCT. RANK	LAST 10 GAMES	STRENGTH OF SCHEDULE	OPP. STRENGTH OF SCHEDULE	TEAM RPI	ADJ RPI	CONF. RPI	ADJ CONF. RPI	
Average RPI Loss: 67											
DIV. I ONLY		6-4-1	.59091 106	6-3-1	51	126	66	.56752 70	15	15	
DIV. I NON-CONF.		4-4-1	.5 147	4-3-1	31	111	77	.561 78	15	15	
<hr/>											
TOTALS		RPI 1-25	RPI 26-50		W-L RECORDS		RPI 51-100		RPI 101-150		RPI 150+
6-4-1		0-3-0	0-0-0		OVERALL		0-0-0		1-0-1		5-1-0
2-0-1		0-0-0	0-0-0		HOME		0-0-0		1-0-1		1-0-0
2-3-0		0-2-0	0-0-0		AWAY		0-0-0		0-0-0		2-1-0
2-1-0		0-1-0	0-0-0		NEUTRAL		0-0-0		0-0-0		2-0-0
<hr/>											
4-4-1		0-3-0	0-0-0		NON-CONFERENCE		0-0-0		1-0-1		3-1-0
2-0-1		0-0-0	0-0-0		HOME		0-0-0		1-0-1		1-0-0
0-3-0		0-2-0	0-0-		AWAY		0-0-0		0-0-0		0-1-0
2-1-0		0-1-0	0-0-0		NEUTRAL		0-0-0		0-0-0		2-0-0
<hr/>											
2-0-0		0-0-0	0-0-0		CONFERENCE		0-0-0		0-0-0		2-0-0
0-0-0		0-0-0	0-0-0		HOME		0-0-0		0-0-0		0-0-0
2-0-0		0-0-0	0-0-0		AWAY		0-0-0		0-0-0		2-0-0
0-0-0		0-0-0	0-0-0		NEUTRAL		0-0-0		0-0-0		0-0-0
<hr/>											
RPI S	Opponent	Score		RPI S	Opponent	Score		RPI S	Opponent	Score	
1 N	North Carolina	0	4					129 H	Elon	1	1
3 A	Virginia	2	4					142 H	Maine	2	0
4 A	Georgetown	0	4					151 N	Saint Francis (PA)	2	1
								156 A	Massachusetts	1	0
								203 N	Coastal Caro.	2	1
								215 A	George Mason	5	1
								259 A	Col. of Charleston	1	2
								305 H	Campbell	4	0
<hr/>											
LAST 10 GAMES											
156 A	Massachusetts	1	0	203 N	Coastal Caro.	2	1				
129 H	Elon	1	1	259 A	Col. of Charleston	1	2				
215 A	George Mason	5	1	4 A	Georgetown	0	4				
305 H	Campbell	4	0	151 N	Saint Francis (PA)	2	1				
142 H	Maine	2	0	1 N	North Carolina	0	4				

Non-Div. I Games:

VCU

Average RPI Win:		185	WON-LOST RECORD		WINNING PCT. RANK	LAST 10 GAMES		STRENGTH OF SCHEDULE		OPP. STRENGTH OF SCHEDULE	TEAM RPI	ADJ RPI	CONF. RPI	ADJ CONF. RPI			
DIV. I ONLY			6-3-4		.61538	96	5-2-3		77		80	70	.5675	71	11	11	
DIV. I NON-CONF.			5-3-3		.59091	122	4-2-2		55		59	67	.57311	69	10	10	
TOTALS		RPI 1-25		RPI 26-50		W-L RECORDS		RPI 51-100		RPI 101-150		RPI 150+					
6-3-4		0-1-0		0-2-2		OVERALL		0-0-1		1-0-1		5-0-0					
5-1-3		0-0-0		0-1-1		HOME		0-0-1		0-0-1		5-0-0					
1-2-1		0-1-0		0-1-1		AWAY		0-0-0		1-0-0		0-0-0					
0-0-0		0-0-0		0-0-0		NEUTRAL		0-0-0		0-0-0		0-0-0					
5-3-3		0-1-0		0-2-2		NON-CONFERENCE		0-0-1		1-0-0		4-0-0					
4-1-2		0-0-0		0-1-1		HOME		0-0-1		0-0-0		4-0-0					
1-2-1		0-1-0		0-1-		AWAY		0-0-0		1-0-0		0-0-0					
0-0-0		0-0-0		0-0-0		NEUTRAL		0-0-0		0-0-0		0-0-0					
1-0-1		0-0-0		0-0-0		CONFERENCE		0-0-0		0-0-1		1-0-0					
1-0-1		0-0-0		0-0-0		HOME		0-0-0		0-0-1		1-0-0					
0-0-0		0-0-0		0-0-0		AWAY		0-0-0		0-0-0		0-0-0					
0-0-0		0-0-0		0-0-0		NEUTRAL		0-0-0		0-0-0		0-0-0					
RPI	S	Opponent		Score		RPI	S	Opponent		Score		RPI	S	Opponent		Score	
23	A	BYU		1	3	32	H	Washington St.		0	1	61	H	Utah St.		0	0
						41	A	Pepperdine		1	1			105 A Southern California		2	1
						42	A	Texas Tech		0	1			136 H Cal St. Northridge		1	1
						44	H	Utah		0	0			158 H Hawaii		2	1
														186 H Loyola Marymount		1	0
														204 H Fresno St.		1	0
														212 H Gonzaga		2	1
														245 H Montana		2	0
LAST 10 GAMES																	
						136	H	Cal St. Northridge		1	1	32	H	Washington St.		0	1
						158	H	Hawaii		2	1	61	H	Utah St.		0	0
						212	H	Gonzaga		2	1	186	H	Loyola Marymount		1	0
						41	A	Pepperdine		1	1	42	A	Texas Tech		0	1
						105	A	Southern California		2	1	245	H	Montana		2	0

Non-Div. I Games:

Cal St. Fullerton

A
r
i
z
o
n
a

Arizona

Average RPI Win:	177	WON-LOST RECORD	WINNING PCT. RANK	LAST 10 GAMES	STRENGTH OF SCHEDULE	OPP. STRENGTH OF SCHEDULE	TEAM RPI	ADJ RPI	CONF. RPI	ADJ CONF. RPI			
DIV. I ONLY		7-4-2	.61538	96	6-2-2	79	129	79	.56446	73	19	18	
DIV. I NON-CONF.		5-3-2	.6	111	4-1-2	42	109	60	.58142	58	16	16	
<hr/>													
TOTALS	RPI 1-25	RPI 26-50		W-L RECORDS		RPI 51-100		RPI 101-150		RPI 150+			
7-4-2	0-0-0	1-0-1		OVERALL		2-2-1		0-1-0		4-1-0			
2-0-2	0-0-0	0-0-1		HOME		1-0-1		0-0-0		1-0-0			
5-4-0	0-0-0	1-0-0		AWAY		1-2-0		0-1-0		3-1-0			
0-0-0	0-0-0	0-0-0		NEUTRAL		0-0-0		0-0-0		0-0-0			
<hr/>													
5-3-2	0-0-0	1-0-1		NON-CONFERENCE		2-2-1		0-0-0		2-1-0			
1-0-2	0-0-0	0-0-1		HOME		1-0-1		0-0-0		0-0-0			
4-3-0	0-0-0	1-0-		AWAY		1-2-0		0-0-0		2-1-0			
0-0-0	0-0-0	0-0-0		NEUTRAL		0-0-0		0-0-0		0-0-0			
<hr/>													
2-1-0	0-0-0	0-0-0		CONFERENCE		0-0-0		0-1-0		2-0-0			
1-0-0	0-0-0	0-0-0		HOME		0-0-0		0-0-0		1-0-0			
1-1-0	0-0-0	0-0-0		AWAY		0-0-0		0-1-0		1-0-0			
0-0-0	0-0-0	0-0-0		NEUTRAL		0-0-0		0-0-0		0-0-0			
<hr/>													
RPI	S	Opponent	Score	RPI	S	Opponent	Score	RPI	S	Opponent	Score		
				28	A	Arizona St.	2 0	52	A	Baylor	0 2		
				32	H	Washington St.	0 0	75	A	Washington	1 0		
								88	H	Creighton	2 1		
								91	A	Seattle	1 2		
								93	H	Weber St.	0 0		
										145	A	UNLV	1 2
										192	A	Idaho St.	1 2
										216	A	Nevada	1 0
										250	H	Wyoming	2 1
										276	A	North Dakota St.	1 0
										304	A	North Dakota	3 1
<hr/>													
LAST 10 GAMES													
				250	H	Wyoming	2 1	304	A	North Dakota	3 1		
				216	A	Nevada	1 0	276	A	North Dakota St.	1 0		
				145	A	UNLV	1 2	93	H	Weber St.	0 0		
				52	A	Baylor	0 2	32	H	Washington St.	0 0		
				28	A	Arizona St.	2 0	75	A	Washington	1 0		

Non-Div. I Games:

Boise St.

Average RPI Win: 207		WON-LOST RECORD	WINNING PCT. RANK		LAST 10 GAMES	STRENGTH OF SCHEDULE	OPP. STRENGTH OF SCHEDULE	TEAM RPI	ADJ RPI		CONF. RPI	ADJ CONF. RPI					
Average RPI Loss: 33																	
DIV. I ONLY		6-2-1	.72222	53	6-2-1	131	137	74	.5641	74	10	10					
DIV. I NON-CONF.		5-2-0	.71429	62	5-2-0	167	110	89	.5551	90	11	11					
<hr/>																	
TOTALS		RPI 1-25		RPI 26-50		W-L RECORDS		RPI 51-100		RPI 101-150		RPI 150+					
6-2-1		0-1-0		0-0-0		OVERALL		0-1-0		1-0-0		5-0-1					
4-1-0		0-0-0		0-0-0		HOME		0-1-0		1-0-0		3-0-0					
2-1-1		0-1-0		0-0-0		AWAY		0-0-0		0-0-0		2-0-1					
0-0-0		0-0-0		0-0-0		NEUTRAL		0-0-0		0-0-0		0-0-0					
5-2-0		0-1-0		0-0-0		NON-CONFERENCE		0-1-0		0-0-0		5-0-0					
3-1-0		0-0-0		0-0-0		HOME		0-1-0		0-0-0		3-0-0					
2-1-0		0-1-0		0-0-		AWAY		0-0-0		0-0-0		2-0-0					
0-0-0		0-0-0		0-0-0		NEUTRAL		0-0-0		0-0-0		0-0-0					
1-0-1		0-0-0		0-0-0		CONFERENCE		0-0-0		1-0-0		0-0-1					
1-0-0		0-0-0		0-0-0		HOME		0-0-0		1-0-0		0-0-0					
0-0-1		0-0-0		0-0-0		AWAY		0-0-0		0-0-0		0-0-1					
0-0-0		0-0-0		0-0-0		NEUTRAL		0-0-0		0-0-0		0-0-0					
RPI	S	Opponent		Score		RPI	S	Opponent		Score		RPI	S	Opponent		Score	
12	A	UCF		0 2								144	H	Dartmouth		1 0	
												156	A	Massachusetts		2 1	
												166	H	Northeastern		2 1	
												175	A	Columbia		0 0	
												241	A	Quinnipiac		1 0	
												252	H	Bryant		1 0	
												280	H	Sacred Heart		2 0	

Non-Div. I Games:

Brown

Average RPI Win:		140	WON-LOST RECORD		WINNING PCT. RANK		LAST 10 GAMES		STRENGTH OF SCHEDULE		OPP. STRENGTH OF SCHEDULE		TEAM RPI	ADJ RPI		CONF. RPI	ADJ CONF. RPI	
DIV. I ONLY			5-5-1		.5	149	5-4-1		39		52		75	.56408		75	3	2
DIV. I NON-CONF.			4-5-0		.44444	190	4-4-0		14		54		64	.57533		65	2	2
TOTALS		RPI 1-25		RPI 26-50		W-L RECORDS		RPI 51-100		RPI 101-150		RPI 150+						
5-5-1		0-2-0		0-1-0		OVERALL		1-2-0		2-0-1		2-0-0						
2-3-0		0-0-0		0-1-0		HOME		1-2-0		0-0-0		1-0-0						
1-0-1		0-0-0		0-0-0		AWAY		0-0-0		1-0-1		0-0-0						
2-2-0		0-2-0		0-0-0		NEUTRAL		0-0-0		1-0-0		1-0-0						
4-5-0		0-2-0		0-1-0		NON-CONFERENCE		1-2-0		1-0-0		2-0-0						
2-3-0		0-0-0		0-1-0		HOME		1-2-0		0-0-0		1-0-0						
0-0-0		0-0-0		0-0-		AWAY		0-0-0		0-0-0		0-0-0						
2-2-0		0-2-0		0-0-0		NEUTRAL		0-0-0		1-0-0		1-0-0						
1-0-1		0-0-0		0-0-0		CONFERENCE		0-0-0		1-0-1		0-0-0						
0-0-0		0-0-0		0-0-0		HOME		0-0-0		0-0-0		0-0-0						
1-0-1		0-0-0		0-0-0		AWAY		0-0-0		1-0-1		0-0-0						
0-0-0		0-0-0		0-0-0		NEUTRAL		0-0-0		0-0-0		0-0-0						
RPI	S	Opponent		Score		RPI	S	Opponent		Score		RPI	S	Opponent		Score		
9	N	Wake Forest		0	1	31	H	Portland		0	3	52	H	Baylor		0	1	
12	N	UCF		0	3							73	H	Boise St.		0	1	
												91	H	Seattle		5	0	
														104 N UNC Greensboro		1	0	
														105 A Southern California		1	0	
														149 A Oregon St.		1	1	
														189 N Central Mich.		2	0	
														212 H Gonzaga		1	0	
LAST 10 GAMES																		
		31 H Portland		0	3			105 A Southern California		1	0			9 N Wake Forest		0	1	
		149 A Oregon St.		1	1			9 N Wake Forest		0	1			73 H Boise St.		0	1	
		212 H Gonzaga		1	0			73 H Boise St.		0	1			52 H Baylor		0	1	
		91 H Seattle		5	0			52 H Baylor		0	1			104 N UNC Greensboro		1	0	
		189 N Central Mich.		2	0			104 N UNC Greensboro		1	0							

Non-Div. I Games:

Washington

Average RPI Win:	191	WON-LOST RECORD	WINNING PCT. RANK	LAST 10 GAMES	STRENGTH OF SCHEDULE	OPP. STRENGTH OF SCHEDULE	TEAM RPI	ADJ RPI	CONF. RPI	ADJ CONF. RPI	
Average RPI Loss:	82										
DIV. I ONLY	6-2-0	.75	35	4-2-0	161	119	73	.56322	76	18	19
DIV. I NON-CONF.	3-2-0	.6	111	1-2-0	147	114	111	.52963	115	23	23
<hr/>											
TOTALS	RPI 1-25	RPI 26-50		W-L RECORDS	RPI 51-100		RPI 101-150		RPI 150+		
6-2-0	0-0-0	0-0-0		OVERALL	1-1-0		0-1-0		5-0-0		
3-1-0	0-0-0	0-0-0		HOME	0-1-0		0-0-0		3-0-0		
3-1-0	0-0-0	0-0-0		AWAY	1-0-0		0-1-0		2-0-0		
0-0-0	0-0-0	0-0-0		NEUTRAL	0-0-0		0-0-0		0-0-0		
3-2-0	0-0-0	0-0-0		NON-CONFERENCE	0-1-0		0-1-0		3-0-0		
2-1-0	0-0-0	0-0-0		HOME	0-1-0		0-0-0		2-0-0		
1-1-0	0-0-0	0-0-		AWAY	0-0-0		0-1-0		1-0-0		
0-0-0	0-0-0	0-0-0		NEUTRAL	0-0-0		0-0-0		0-0-0		
3-0-0	0-0-0	0-0-0		CONFERENCE	1-0-0		0-0-0		2-0-0		
1-0-0	0-0-0	0-0-0		HOME	0-0-0		0-0-0		1-0-0		
2-0-0	0-0-0	0-0-0		AWAY	1-0-0		0-0-0		1-0-0		
0-0-0	0-0-0	0-0-0		NEUTRAL	0-0-0		0-0-0		0-0-0		
RPI	S	Opponent	Score	RPI	S	Opponent	Score	RPI	S	Opponent	Score
								</			

U
C
I
r
v
i
n
e

UC Irvine

Average RPI Win: 168		WON-LOST RECORD	WINNING PCT. RANK		LAST 10 GAMES	STRENGTH OF SCHEDULE	OPP. STRENGTH OF SCHEDULE	TEAM RPI	ADJ RPI	CONF. RPI	ADJ CONF. RPI							
Average RPI Loss: 61																		
DIV. I ONLY		8-4-1	.65385	77	6-3-1	115	69	76	.56129	78	2	3						
DIV. I NON-CONF.		5-2-1	.6875	68	3-1-1	201	161	112	.53133	110	3	3						
<hr/>																		
TOTALS		RPI 1-25		RPI 26-50		W-L RECORDS		RPI 51-100		RPI 101-150		RPI 150+						
8-4-1		0-1-0		0-1-0		OVERALL		2-1-1		1-1-0		5-0-0						
6-2-1		0-0-0		0-1-0		HOME		1-1-1		1-0-0		4-0-0						
2-2-0		0-1-0		0-0-0		AWAY		1-0-0		0-1-0		1-0-0						
0-0-0		0-0-0		0-0-0		NEUTRAL		0-0-0		0-0-0		0-0-0						
5-2-1		0-0-0		0-0-0		NON-CONFERENCE		0-1-1		1-1-0		4-0-0						
4-1-1		0-0-0		0-0-0		HOME		0-1-1		1-0-0		3-0-0						
1-1-0		0-0-0		0-0-		AWAY		0-0-0		0-1-0		1-0-0						
0-0-0		0-0-0		0-0-0		NEUTRAL		0-0-0		0-0-0		0-0-0						
3-2-0		0-1-0		0-1-0		CONFERENCE		2-0-0		0-0-0		1-0-0						
2-1-0		0-0-0		0-1-0		HOME		1-0-0		0-0-0		1-0-0						
1-1-0		0-1-0		0-0-0		AWAY		1-0-0		0-0-0		0-0-0						
0-0-0		0-0-0		0-0-0		NEUTRAL		0-0-0		0-0-0		0-0-0						
RPI	S	Opponent		Score		RPI	S	Opponent		Score		RPI	S	Opponent		Score		
2	A	Penn St.		1 6		34	H	Wisconsin		1 3		54	A	Ohio St.		1 0		
												110	A	Kansas		1 4		
												62	H	Illinois		5 3		
												91	H	Seattle		2 2		
												97	H	Xavier		3 4		
															154	H	Northwestern	1 0
															164	A	Miami (OH)	4 3
															247	H	Northern Ill.	4 1
															251	H	Akron	5 0
															266	H	IPFW	2 0
<hr/>																		
LAST 10 GAMES																		
						2	A	Penn St.		1 6		154	H	Northwestern		1 0		
						34	H	Wisconsin		1 3		62	H	Illinois		1 0		
						164	A	Miami (OH)		4 3		54	A	Ohio St.		1 0		
						266	H	IPFW		2 0		144	H	Dartmouth		5 3		
						91	H	Seattle		2 2		110	A	Kansas		1 4		

Non-Div. I Games:

Purdue

Average RPI Win: 191		WON-LOST RECORD	WINNING PCT. RANK		LAST 10 GAMES	STRENGTH OF SCHEDULE	OPP. STRENGTH OF SCHEDULE	TEAM RPI	ADJ RPI		CONF. RPI	ADJ CONF. RPI							
Average RPI Loss: 31																			
DIV. I ONLY		10-3-0	.76923	33	7-3-0	213	84	78	.55994	79	2	3							
DIV. I NON-CONF.		8-0-0	1	1	5-0-0	285	186	71	.57116	71	3	3							
<hr/>																			
TOTALS		RPI 1-25		RPI 26-50		W-L RECORDS		RPI 51-100		RPI 101-150		RPI 150+							
10-3-0		0-2-0		0-0-0		OVERALL		1-1-0		2-0-0		7-0-0							
6-1-0		0-1-0		0-0-0		HOME		1-0-0		2-0-0		3-0-0							
3-2-0		0-1-0		0-0-0		AWAY		0-1-0		0-0-0		3-0-0							
1-0-0		0-0-0		0-0-0		NEUTRAL		0-0-0		0-0-0		1-0-0							
8-0-0		0-0-0		0-0-0		NON-CONFERENCE		0-0-0		2-0-0		6-0-0							
5-0-0		0-0-0		0-0-0		HOME		0-0-0		2-0-0		3-0-0							
2-0-0		0-0-0		0-0-		AWAY		0-0-0		0-0-0		2-0-0							
1-0-0		0-0-0		0-0-0		NEUTRAL		0-0-0		0-0-0		1-0-0							
2-3-0		0-2-0		0-0-0		CONFERENCE		1-1-0		0-0-0		1-0-0							
1-1-0		0-1-0		0-0-0		HOME		1-0-0		0-0-0		0-0-0							
1-2-0		0-1-0		0-0-0		AWAY		0-1-0		0-0-0		1-0-0							
0-0-0		0-0-0		0-0-0		NEUTRAL		0-0-0		0-0-0		0-0-0							
RPI	S	Opponent		Score		RPI	S	Opponent		Score		RPI	S	Opponent		Score			
14	H	Michigan		1 2				62	A	Illinois		1 2		128	H	Iowa St.		3 0	
18	A	Nebraska		1 2				65	H	Michigan St.		1 0		137	H	Wright St.		1 0	
														154	A	Northwestern		1 0	
														159	N	UC Davis		1 0	
														188	H	Saint Louis		3 2	
														196	H	Western Mich.		3 1	
														267	A	Drake		1 0	
														298	A	Pacific		2 0	
														317	H	UNI		2 1	
<hr/>																			
LAST 10 GAMES																			
		62 A Illinois		1 2				65 H Michigan St.	1 0										
		14 H Michigan		1 2				18 A Nebraska	1 2										
		317 H UNI		2 1				154 A Northwestern	1 0										
		188 H Saint Louis		3 2				128 H Iowa St.	3 0										
		137 H Wright St.		1 0				298 A Pacific	2 0										

Non-Div. I Games:

Iowa

Average RPI Win: 134		WON-LOST	WINNING	LAST 10	STRENGTH OF		OPP. STRENGTH	TEAM	ADJ		CONF.	ADJ CONF.			
Average RPI Loss: 76		RECORD	PCT. RANK	GAMES	SCHEDULE		OF SCHEDULE	RPI	RPI		RPI	RPI			
DIV. I ONLY		7-4-0	.63636	85	6-4-0		118	62	85	.55902	80	8	8		
DIV. I NON-CONF.		7-4-0	.63636	95	6-4-0		122	52	86	.55902	83	8	8		
TOTALS		RPI 1-25	RPI 26-50		W-L RECORDS		RPI 51-100		RPI 101-150		RPI 150+				
7-4-0		0-1-0	0-0-0		OVERALL		2-1-0		4-2-0		1-0-0				
4-1-0		0-0-0	0-0-0		HOME		2-0-0		1-1-0		1-0-0				
2-2-0		0-0-0	0-0-0		AWAY		0-1-0		2-1-0		0-0-0				
1-1-0		0-1-0	0-0-0		NEUTRAL		0-0-0		1-0-0		0-0-0				
7-4-0		0-1-0	0-0-0		NON-CONFERENCE		2-1-0		4-2-0		1-0-0				
4-1-0		0-0-0	0-0-0		HOME		2-0-0		1-1-0		1-0-0				
2-2-0		0-0-0	0-0-		AWAY		0-1-0		2-1-0		0-0-0				
1-1-0		0-1-0	0-0-0		NEUTRAL		0-0-0		1-0-0		0-0-0				
0-0-0		0-0-0	0-0-0		CONFERENCE		0-0-0		0-0-0		0-0-0				
0-0-0		0-0-0	0-0-0		HOME		0-0-0		0-0-0		0-0-0				
0-0-0		0-0-0	0-0-0		AWAY		0-0-0		0-0-0		0-0-0				
0-0-0		0-0-0	0-0-0		NEUTRAL		0-0-0		0-0-0		0-0-0				
RPI S	Opponent	Score		RPI S	Opponent	Score		RPI S	Opponent	Score		RPI S	Opponent	Score	
18 N	Nebraska	1	2					56 A	Texas A&M	1	6	105 H	Southern California	2	4
								68 H	Long Beach St.	1	0	110 A	Kansas	2	0
								77 H	UC Irvine	1	0	118 N	Missouri	2	1
												123 A	San Diego St.	0	3
												136 A	Cal St. Northridge	2	0
												136 H	Cal St. Northridge	3	1
												295 H	San Jose St.	5	1
LAST 10 GAMES															
18 N	Nebraska	1	2	68 H	Long Beach St.	1	0								
110 A	Kansas	2	0	136 A	Cal St. Northridge	2	0								
118 N	Missouri	2	1	123 A	San Diego St.	0	3								
56 A	Texas A&M	1	6	77 H	UC Irvine	1	0								
136 H	Cal St. Northridge	3	1	105 H	Southern California	2	4								

Non-Div. I Games:

San Diego

Average RPI Win: 207		WON-LOST RECORD	WINNING PCT. RANK		LAST 10 GAMES	STRENGTH OF SCHEDULE	OPP. STRENGTH OF SCHEDULE	TEAM RPI	ADJ RPI		CONF. RPI	ADJ CONF. RPI					
Average RPI Loss: 34																	
DIV. I ONLY		7-6-0	.53846	142	7-3-0	55	106	80	.55746	81	9	9					
DIV. I NON-CONF.		6-4-0	.6	111	6-1-0	74	105	79	.56076	79	9	9					
<hr/>																	
TOTALS		RPI 1-25		RPI 26-50		W-L RECORDS		RPI 51-100		RPI 101-150		RPI 150+					
7-6-0		0-2-0		0-2-0		OVERALL		0-2-0		1-0-0		6-0-0					
4-1-0		0-0-0		0-1-0		HOME		0-0-0		1-0-0		3-0-0					
3-5-0		0-2-0		0-1-0		AWAY		0-2-0		0-0-0		3-0-0					
0-0-0		0-0-0		0-0-0		NEUTRAL		0-0-0		0-0-0		0-0-0					
6-4-0		0-1-0		0-1-0		NON-CONFERENCE		0-2-0		1-0-0		5-0-0					
4-0-0		0-0-0		0-0-0		HOME		0-0-0		1-0-0		3-0-0					
2-4-0		0-1-0		0-0-		AWAY		0-2-0		0-0-0		2-0-0					
0-0-0		0-0-0		0-0-0		NEUTRAL		0-0-0		0-0-0		0-0-0					
1-2-0		0-1-0		0-1-0		CONFERENCE		0-0-0		0-0-0		1-0-0					
0-1-0		0-0-0		0-1-0		HOME		0-0-0		0-0-0		0-0-0					
1-1-0		0-1-0		0-0-0		AWAY		0-0-0		0-0-0		1-0-0					
0-0-0		0-0-0		0-0-0		NEUTRAL		0-0-0		0-0-0		0-0-0					
RPI	S	Opponent		Score		RPI	S	Opponent		Score		RPI	S	Opponent		Score	
4	A	Georgetown		0	3	26	A	Rutgers		0	1	53	A	St. John's (NY)		1	2
19	A	William & Mary		1	2	46	H	James Madison		1	2	57	A	Monmouth		0	1
												102	H	Seton Hall		2	1
												151	H	Saint Francis (PA)		2	0
												206	A	Temple		2	1
												214	A	Towson		1	0
												215	A	George Mason		3	0
												269	H	Loyola Maryland		2	1
												291	H	LIU Brooklyn		2	0
LAST 10 GAMES																	
214 A Towson						1	0	19 A William & Mary						1	2		
206 A Temple						2	1	46 H James Madison						1	2		
291 H LIU Brooklyn						2	0	215 A George Mason						3	0		
102 H Seton Hall						2	1	4 A Georgetown						0	3		
151 H Saint Francis (PA)						2	0	269 H Loyola Maryland						2	1		

Non-Div. I Games:

Delaware

Average RPI Win: 155		WON-LOST	WINNING	LAST 10	STRENGTH OF		OPP. STRENGTH	TEAM	ADJ		CONF.	ADJ CONF.
Average RPI Loss: 72		RECORD	PCT. RANK	GAMES	SCHEDULE		OF SCHEDULE	RPI	RPI		RPI	RPI
DIV. I ONLY		8-3-1	.70833	57	7-2-1		166	103	86		.55745	82
DIV. I NON-CONF.		6-2-0	.75	51	5-1-0		194	41	76		.56506	76
TOTALS		RPI 1-25	RPI 26-50		W-L RECORDS		RPI 51-100		RPI 101-150		RPI 150+	
8-3-1		0-0-0	1-0-0		OVERALL		1-3-0		1-0-0		5-0-1	
6-0-1		0-0-0	1-0-0		HOME		1-0-0		1-0-0		3-0-1	
2-3-0		0-0-0	0-0-0		AWAY		0-3-0		0-0-0		2-0-0	
0-0-0		0-0-0	0-0-0		NEUTRAL		0-0-0		0-0-0		0-0-0	
6-2-0		0-0-0	1-0-0		NON-CONFERENCE		1-2-0		1-0-0		3-0-0	
4-0-0		0-0-0	1-0-0		HOME		1-0-0		1-0-0		1-0-0	
2-2-0		0-0-0	0-0-		AWAY		0-2-0		0-0-0		2-0-0	
0-0-0		0-0-0	0-0-0		NEUTRAL		0-0-0		0-0-0		0-0-0	
2-1-1		0-0-0	0-0-0		CONFERENCE		0-1-0		0-0-0		2-0-1	
2-0-1		0-0-0	0-0-0		HOME		0-0-0		0-0-0		2-0-1	
0-1-0		0-0-0	0-0-0		AWAY		0-1-0		0-0-0		0-0-0	
0-0-0		0-0-0	0-0-0		NEUTRAL		0-0-0		0-0-0		0-0-0	
RPI S	Opponent	Score	RPI S	Opponent	Score	RPI S	Opponent	Score	RPI S	Opponent	Score	
			30 H	Tennessee	1 0	64 A	Texas	0 2	125 H	Vanderbilt	3 2	
						67 A	Memphis	0 2	160 A	Kennesaw St.	3 0	
						84 A	Furman	1 2	162 H	Wofford	2 1	
						96 H	Auburn	1 0	178 H	Davidson	3 0	
									234 A	UTSA	2 0	
									249 H	Ga. Southern	0 0	
									256 H	Georgia St.	4 2	
LAST 10 GAMES												
			249 H	Ga. Southern	0 0	84 A	Furman	1 2				
			256 H	Georgia St.	4 2	162 H	Wofford	2 1				
			160 A	Kennesaw St.	3 0	178 H	Davidson	3 0				
			125 H	Vanderbilt	3 2	64 A	Texas	0 2				
			234 A	UTSA	2 0	96 H	Auburn	1 0				

Non-Div. I Games:

Samford

Average RPI Win:		226	WON-LOST RECORD		WINNING PCT. RANK		LAST 10 GAMES		STRENGTH OF SCHEDULE		OPP. STRENGTH OF SCHEDULE		TEAM RPI		ADJ RPI		CONF. RPI		ADJ CONF. RPI			
Average RPI Loss:		51	6-4-0		.6 102		6-4-0		63		180		81		.55738 83		14		14			
DIV. I ONLY			4-3-0		.57143 126		4-3-0		45		192		82		.55873 85		14		14			
DIV. I NON-CONF.																						
TOTALS		RPI 1-25		RPI 26-50		W-L RECORDS		RPI 51-100		RPI 101-150		RPI 150+										
6-4-0		0-1-0		0-1-0		OVERALL		0-2-0		1-0-0		5-0-0										
3-0-0		0-0-0		0-0-0		HOME		0-0-0		0-0-0		3-0-0										
2-4-0		0-1-0		0-1-0		AWAY		0-2-0		1-0-0		1-0-0										
1-0-0		0-0-0		0-0-0		NEUTRAL		0-0-0		0-0-0		1-0-0										
4-3-0		0-1-0		0-0-0		NON-CONFERENCE		0-2-0		1-0-0		3-0-0										
1-0-0		0-0-0		0-0-0		HOME		0-0-0		0-0-0		1-0-0										
2-3-0		0-1-0		0-0-		AWAY		0-2-0		1-0-0		1-0-0										
1-0-0		0-0-0		0-0-0		NEUTRAL		0-0-0		0-0-0		1-0-0										
2-1-0		0-0-0		0-1-0		CONFERENCE		0-0-0		0-0-0		2-0-0										
2-0-0		0-0-0		0-0-0		HOME		0-0-0		0-0-0		2-0-0										
0-1-0		0-0-0		0-1-0		AWAY		0-0-0		0-0-0		0-0-0										
0-0-0		0-0-0		0-0-0		NEUTRAL		0-0-0		0-0-0		0-0-0										
RPI	S	Opponent		Score		RPI	S	Opponent		Score		RPI	S	Opponent		Score						
11	A	Marquette		0	1	47	A	Navy		0	1	59	A	DePaul		2	3	146	A	Cornell	3	0
												86	A	Syracuse		0	1	199	H	Lafayette	4	1
																		233	H	Siena	3	0
																		253	N	New Hampshire	2	0
																		254	A	Vermont	1	0
																		269	H	Loyola Maryland	3	0

Non-Div. I Games:

Colgate

Average RPI Win: 196		WON-LOST RECORD	WINNING PCT. RANK	LAST 10 GAMES	STRENGTH OF SCHEDULE	OPP. STRENGTH OF SCHEDULE	TEAM RPI	ADJ RPI	CONF. RPI	ADJ CONF. RPI			
Average RPI Loss: 44													
DIV. I ONLY		9-2-1	.79167	24	8-1-1	223	100	82	.55725	84	13	13	
DIV. I NON-CONF.		6-2-1	.72222	58	5-1-1	250	71	107	.53392	107	13	13	
<hr/>													
TOTALS		RPI 1-25		RPI 26-50		W-L RECORDS		RPI 51-100		RPI 101-150		RPI 150+	
9-2-1		0-0-0		0-2-0		OVERALL		1-0-0		2-0-1		6-0-0	
5-0-0		0-0-0		0-0-0		HOME		1-0-0		1-0-0		3-0-0	
4-2-0		0-0-0		0-2-0		AWAY		0-0-0		1-0-0		3-0-0	
0-0-1		0-0-0		0-0-0		NEUTRAL		0-0-0		0-0-1		0-0-0	
<hr/>													
6-2-1		0-0-0		0-2-0		NON-CONFERENCE		0-0-0		2-0-1		4-0-0	
3-0-0		0-0-0		0-0-0		HOME		0-0-0		1-0-0		2-0-0	
3-2-0		0-0-0		0-0-		AWAY		0-0-0		1-0-0		2-0-0	
0-0-1		0-0-0		0-0-0		NEUTRAL		0-0-0		0-0-1		0-0-0	
<hr/>													
3-0-0		0-0-0		0-0-0		CONFERENCE		1-0-0		0-0-0		2-0-0	
2-0-0		0-0-0		0-0-0		HOME		1-0-0		0-0-0		1-0-0	
1-0-0		0-0-0		0-0-0		AWAY		0-0-0		0-0-0		1-0-0	
0-0-0		0-0-0		0-0-0		NEUTRAL		0-0-0		0-0-0		0-0-0	
<hr/>													
RPI	S	Opponent	Score	RPI	S	Opponent	Score	RPI	S	Opponent	Score		
38	A	Georgia	0 2	50	A	Clemson	0 1	82	H	Samford	2 1		
								127	A	Jacksonville	2 1		
								141	H	Presbyterian	2 1		
								148	N	Southern Miss.	1 1		
								165	H	Citadel	7 0		
								184	A	Mississippi St.	4 0		
								219	A	North Florida	2 0		
								246	H	USC Upstate	2 0		
								286	A	Chattanooga	9 0		
								315	H	Francis Marion	3 1		
<hr/>													
				LAST 10 GAMES									
				165 H Citadel				7 0	82 H Samford				2 1
				127 A Jacksonville				2 1	286 A Chattanooga				9 0
				219 A North Florida				2 0	315 H Francis Marion				3 1
				148 N Southern Miss.				1 1	246 H USC Upstate				2 0
				184 A Mississippi St.				4 0	38 A Georgia				0 2

Non-Div. I Games:

Furman

Average RPI Win:		192	WON-LOST		WINNING		LAST 10		STRENGTH OF		OPP. STRENGTH		TEAM		ADJ		CONF.		ADJ CONF.	
Average RPI Loss:		58	RECORD		PCT. RANK		GAMES		SCHEDULE		OF SCHEDULE		RPI		RPI		RPI		RPI	
DIV. I ONLY			8-4-2		.64286		84		5-3-2		121		82		88		.55721		85	
DIV. I NON-CONF.			7-1-2		.8		37		4-0-2		170		140		70		.57363		68	
TOTALS		RPI 1-25		RPI 26-50		W-L RECORDS		RPI 51-100		RPI 101-150		RPI 150+								
8-4-2		1-1-0		0-1-0		OVERALL		1-1-1		1-1-1		5-0-0								
3-1-2		1-1-0		0-0-0		HOME		1-0-1		0-0-1		1-0-0								
5-3-0		0-0-0		0-1-0		AWAY		0-1-0		1-1-0		4-0-0								
0-0-0		0-0-0		0-0-0		NEUTRAL		0-0-0		0-0-0		0-0-0								
7-1-2		1-0-0		0-1-0		NON-CONFERENCE		0-0-1		1-0-1		5-0-0								
2-0-2		1-0-0		0-0-0		HOME		0-0-1		0-0-1		1-0-0								
5-1-0		0-0-0		0-0-		AWAY		0-0-0		1-0-0		4-0-0								
0-0-0		0-0-0		0-0-0		NEUTRAL		0-0-0		0-0-0		0-0-0								
1-3-0		0-1-0		0-0-0		CONFERENCE		1-1-0		0-1-0		0-0-0								
1-1-0		0-1-0		0-0-0		HOME		1-0-0		0-0-0		0-0-0								
0-2-0		0-0-0		0-0-0		AWAY		0-1-0		0-1-0		0-0-0								
0-0-0		0-0-0		0-0-0		NEUTRAL		0-0-0		0-0-0		0-0-0								
RPI	S	Opponent		Score		RPI	S	Opponent		Score		RPI	S	Opponent		Score				
4	H	Georgetown		0 3		37	A	Louisville		0 2		53	H	St. John's (NY)		2 1				
14	H	Michigan		1 0								89	A	Villanova		0 2				
												91	H	Seattle		1 1				
														102 A Seton Hall		1 3				
														120 H Eastern Mich.		1 1				
														137 A Wright St.		4 3				
														237 A IUPUI		1 0				
														240 A Indiana St.		3 0				
														266 A IPFW		2 0				
														290 H Northern Ky.		3 0				
														302 A Bowling Green		2 1				
LAST 10 GAMES																				
														89 A Villanova		0 2				
														53 H St. John's (NY)		2 1				
														4 H Georgetown		0 3				
														102 A Seton Hall		1 3				
														91 H Seattle		1 1				
														266 A IPFW		2 0				

Non-Div. I Games:

Butler

Average RPI Win: 168		WON-LOST	WINNING	LAST 10	STRENGTH OF		OPP. STRENGTH	TEAM	ADJ		CONF.	ADJ CONF.
Average RPI Loss: 24		RECORD	PCT. RANK	GAMES	SCHEDULE		OF SCHEDULE	RPI	RPI		RPI	RPI
DIV. I ONLY		5-7-1	.42308	193	31		21	84	.55682		86	1
DIV. I NON-CONF.		4-2-0	.66667	81	85		75	58	.57652		62	1
TOTALS		RPI 1-25	RPI 26-50		W-L RECORDS		RPI 51-100		RPI 101-150		RPI 150+	
5-7-1		0-4-0	0-3-1		OVERALL		1-0-0		2-0-0		2-0-0	
3-2-1		0-1-0	0-1-1		HOME		1-0-0		0-0-0		2-0-0	
1-4-0		0-3-0	0-1-0		AWAY		0-0-0		1-0-0		0-0-0	
1-1-0		0-0-0	0-1-0		NEUTRAL		0-0-0		1-0-0		0-0-0	
4-2-0		0-0-0	0-2-0		NON-CONFERENCE		1-0-0		1-0-0		2-0-0	
3-0-0		0-0-0	0-0-0		HOME		1-0-0		0-0-0		2-0-0	
0-1-0		0-0-0	0-0-		AWAY		0-0-0		0-0-0		0-0-0	
1-1-0		0-0-0	0-1-0		NEUTRAL		0-0-0		1-0-0		0-0-0	
1-5-1		0-4-0	0-1-1		CONFERENCE		0-0-0		1-0-0		0-0-0	
0-2-1		0-1-0	0-1-1		HOME		0-0-0		0-0-0		0-0-0	
1-3-0		0-3-0	0-0-0		AWAY		0-0-0		1-0-0		0-0-0	
0-0-0		0-0-0	0-0-0		NEUTRAL		0-0-0		0-0-0		0-0-0	
RPI S	Opponent	Score	RPI S	Opponent	Score	RPI S	Opponent	Score	RPI S	Opponent	Score	
3 A	Virginia	0 3	35 H	Duke	2 2	83 H	Colgate	1 0	115 N	Hofstra	3 2	
9 H	Wake Forest	0 1	36 N	West Virginia	1 2				147 A	Pittsburgh	4 0	
10 A	Virginia Tech	0 3	40 A	Connecticut	0 1				187 H	Fairleigh Dickinson	2 1	
20 A	Notre Dame	0 1	50 H	Clemson	0 1				306 H	Albany (NY)	4 0	
LAST 10 GAMES												
35 H	Duke	2 2	147 A	Pittsburgh	4 0							
20 A	Notre Dame	0 1	9 H	Wake Forest	0 1							
10 A	Virginia Tech	0 3	50 H	Clemson	0 1							
3 A	Virginia	0 3	187 H	Fairleigh Dickinson	2 1							
40 A	Connecticut	0 1	83 H	Colgate	1 0							

Non-Div. I Games:

Syracuse

Average RPI Win:	218	WON-LOST	WINNING	LAST 10	STRENGTH OF	OPP. STRENGTH	TEAM	ADJ	CONF.	ADJ CONF.	
Average RPI Loss:	86	RECORD	PCT. RANK	GAMES	SCHEDULE	OF SCHEDULE	RPI	RPI	RPI	RPI	
DIV. I ONLY		9-3-1	.73077 44	7-2-1	138	209	83	.55575 87	12	12	
DIV. I NON-CONF.		7-2-0	.77778 44	5-1-0	141	219	74	.56595 75	12	12	
<hr/>											
TOTALS	RPI 1-25	RPI 26-50		W-L RECORDS		RPI 51-100		RPI 101-150		RPI 150+	
9-3-1	0-0-0	0-0-0		OVERALL		0-2-1		1-1-0		8-0-0	
4-3-0	0-0-0	0-0-0		HOME		0-2-0		1-1-0		3-0-0	
5-0-1	0-0-0	0-0-0		AWAY		0-0-1		0-0-0		5-0-0	
0-0-0	0-0-0	0-0-0		NEUTRAL		0-0-0		0-0-0		0-0-0	
7-2-0	0-0-0	0-0-0		NON-CONFERENCE		0-2-0		0-0-0		7-0-0	
3-2-0	0-0-0	0-0-0		HOME		0-2-0		0-0-0		3-0-0	
4-0-0	0-0-0	0-0-		AWAY		0-0-0		0-0-0		4-0-0	
0-0-0	0-0-0	0-0-0		NEUTRAL		0-0-0		0-0-0		0-0-0	
2-1-1	0-0-0	0-0-0		CONFERENCE		0-0-1		1-1-0		1-0-0	
1-1-0	0-0-0	0-0-0		HOME		0-0-0		1-1-0		0-0-0	
1-0-1	0-0-0	0-0-0		AWAY		0-0-1		0-0-0		1-0-0	
0-0-0	0-0-0	0-0-0		NEUTRAL		0-0-0		0-0-0		0-0-0	
RPI S	Opponent	Score	RPI S	Opponent	Score	RPI S	Opponent	Score	RPI S	Opponent	Score
						61 H	Utah St.	0 1	134 H	Rice	1 2
						63 H	Stephen F. Austin	1 2	148 H	Southern Miss.	1 0
						90 A	UAB	1 1	170 A	Northern Ariz.	4 3
									179 A	Texas St.	1 0
									195 A	Southern Utah	2 1
									227 H	UC Riverside	2 0
									242 A	Houston Baptist	1 0
									248 H	Utah Valley	3 2
									274 H	Neb. Omaha	2 0
									278 A	Fla. Atlantic	2 1
<hr/>											
LAST 10 GAMES											
			134 H	Rice	1 2		278 A	Fla. Atlantic	2 1		
			195 A	Southern Utah	2 1		90 A	UAB	1 1		
			170 A	Northern Ariz.	4 3		148 H	Southern Miss.	1 0		
			179 A	Texas St.	1 0		63 H	Stephen F. Austin	1 2		
			242 A	Houston Baptist	1 0		227 H	UC Riverside	2 0		

Non-Div. I Games: Abilene Christian 1 1

UTEP

Average RPI Win:	217	WON-LOST	WINNING	LAST 10	STRENGTH OF	OPP. STRENGTH	TEAM	ADJ	CONF.	ADJ CONF.	
Average RPI Loss:	48	RECORD	PCT. RANK	GAMES	SCHEDULE	OF SCHEDULE	RPI	RPI	RPI	RPI	
DIV. I ONLY	9-3-1	.73077	44	3-1-1	174	123	87	.55533	88	5	5
DIV. I NON-CONF.	7-2-0	.77778	44	1-0-0	236	218	105	.5366	105	5	5
<hr/>											
TOTALS	RPI 1-25	RPI 26-50		W-L RECORDS		RPI 51-100		RPI 101-150		RPI 150+	
9-3-1	0-1-0	0-0-0		OVERALL		0-2-1		3-0-0		6-0-0	
6-1-0	0-1-0	0-0-0		HOME		0-0-0		1-0-0		5-0-0	
3-2-1	0-0-0	0-0-0		AWAY		0-2-1		2-0-0		1-0-0	
0-0-0	0-0-0	0-0-0		NEUTRAL		0-0-0		0-0-0		0-0-0	
<hr/>											
7-2-0	0-0-0	0-0-0		NON-CONFERENCE		0-2-0		1-0-0		6-0-0	
6-0-0	0-0-0	0-0-0		HOME		0-0-0		1-0-0		5-0-0	
1-2-0	0-0-0	0-0-		AWAY		0-2-0		0-0-0		1-0-0	
0-0-0	0-0-0	0-0-0		NEUTRAL		0-0-0		0-0-0		0-0-0	
<hr/>											
2-1-1	0-1-0	0-0-0		CONFERENCE		0-0-1		2-0-0		0-0-0	
0-1-0	0-1-0	0-0-0		HOME		0-0-0		0-0-0		0-0-0	
2-0-1	0-0-0	0-0-0		AWAY		0-0-1		2-0-0		0-0-0	
0-0-0	0-0-0	0-0-0		NEUTRAL		0-0-0		0-0-0		0-0-0	
<hr/>											
RPI	S	Opponent	Score	RPI	S	Opponent	Score	RPI	S	Opponent	Score
11	H	Marquette	1 2					53	A	St. John's (NY)	0 0
								61	A	Utah St.	0 3
								73	A	Boise St.	1 2
										102	A Seton Hall
										131	H Northern Colo.
										135	A Providence
										181	A UMKC
										245	H Montana
										274	H Neb. Omaha
										285	H South Dakota
										296	H Idaho
										304	H North Dakota
<hr/>											
LAST 10 GAMES											
11	H	Marquette	1 2	102	A	Seton Hall	1 0				
274	H	Neb. Omaha	3 2	135	A	Providence	3 2				
245	H	Montana	2 1	53	A	St. John's (NY)	0 0				
285	H	South Dakota	4 0	296	H	Idaho	6 1				
181	A	UMKC	1 0	131	H	Northern Colo.	4 1				

Non-Div. I Games:

Creighton

Average RPI Win: 158		WON-LOST	WINNING	LAST 10	STRENGTH OF		OPP. STRENGTH	TEAM	ADJ		CONF.	ADJ CONF.		
Average RPI Loss: 37		RECORD	PCT. RANK	GAMES	SCHEDULE		OF SCHEDULE	RPI	RPI		RPI	RPI		
DIV. I ONLY		5-6-2	.46154	167	5-5-0		35	66	89	.55511	89	5	5	
DIV. I NON-CONF.		3-4-2	.44444	190	3-3-0		62	60	114	.53008	114	5	5	
TOTALS		RPI 1-25	RPI 26-50		W-L RECORDS		RPI 51-100		RPI 101-150		RPI 150+			
5-6-2		0-2-0	0-2-0		OVERALL		2-2-0		0-0-2		3-0-0			
4-2-1		0-1-0	0-0-0		HOME		1-1-0		0-0-1		3-0-0			
1-4-1		0-1-0	0-2-0		AWAY		1-1-0		0-0-1		0-0-0			
0-0-0		0-0-0	0-0-0		NEUTRAL		0-0-0		0-0-0		0-0-0			
3-4-2		0-1-0	0-2-0		NON-CONFERENCE		0-1-0		0-0-2		3-0-0			
3-1-1		0-0-0	0-0-0		HOME		0-1-0		0-0-1		3-0-0			
0-3-1		0-1-0	0-0-		AWAY		0-0-0		0-0-1		0-0-0			
0-0-0		0-0-0	0-0-0		NEUTRAL		0-0-0		0-0-0		0-0-0			
2-2-0		0-1-0	0-0-0		CONFERENCE		2-1-0		0-0-0		0-0-0			
1-1-0		0-1-0	0-0-0		HOME		1-0-0		0-0-0		0-0-0			
1-1-0		0-0-0	0-0-0		AWAY		1-1-0		0-0-0		0-0-0			
0-0-0		0-0-0	0-0-0		NEUTRAL		0-0-0		0-0-0		0-0-0			
RPI	S	Opponent	Score		RPI	S	Opponent	Score		RPI	S	Opponent	Score	
11	H	Marquette	0	1	26	A	Rutgers	1	2	58	H	La Salle	0	1
21	A	Maryland	2	4	46	A	James Madison	2	3	59	A	DePaul	0	2
										85	H	Butler	2	0
										97	A	Xavier	2	1
										111	H	Radford	1	1
										124	A	Drexel	1	1
										151	H	Saint Francis (PA)	2	1
										228	H	Richmond	3	0
										229	H	Lehigh	2	0
									</					

Non-Div. I Games:

Villanova

Average RPI Win: 208		WON-LOST	WINNING	LAST 10	STRENGTH OF	OPP. STRENGTH	TEAM	ADJ	CONF.	ADJ CONF.					
Average RPI Loss: 74		RECORD	PCT. RANK	GAMES	SCHEDULE	OF SCHEDULE	RPI	RPI	RPI	RPI					
DIV. I ONLY		9-3-1	.73077	44	7-2-1	168	147	90	.55424	90	12	12			
DIV. I NON-CONF.		7-2-0	.77778	44	5-1-0	227	181	94	.54513	95	12	12			
<hr/>															
TOTALS		RPI 1-25		RPI 26-50		W-L RECORDS		RPI 51-100		RPI 101-150		RPI 150+			
9-3-1		0-0-0		0-1-0		OVERALL		0-1-1		3-1-0		6-0-0			
3-1-1		0-0-0		0-1-0		HOME		0-0-1		1-0-0		2-0-0			
5-2-0		0-0-0		0-0-0		AWAY		0-1-0		2-1-0		3-0-0			
1-0-0		0-0-0		0-0-0		NEUTRAL		0-0-0		0-0-0		1-0-0			
7-2-0		0-0-0		0-1-0		NON-CONFERENCE		0-1-0		2-0-0		5-0-0			
2-1-0		0-0-0		0-1-0		HOME		0-0-0		1-0-0		1-0-0			
4-1-0		0-0-0		0-0-		AWAY		0-1-0		1-0-0		3-0-0			
1-0-0		0-0-0		0-0-0		NEUTRAL		0-0-0		0-0-0		1-0-0			
2-1-1		0-0-0		0-0-0		CONFERENCE		0-0-1		1-1-0		1-0-0			
1-0-1		0-0-0		0-0-0		HOME		0-0-1		0-0-0		1-0-0			
1-1-0		0-0-0		0-0-0		AWAY		0-0-0		1-1-0		0-0-0			
0-0-0		0-0-0		0-0-0		NEUTRAL		0-0-0		0-0-0		0-0-0			
RPI	S	Opponent	Score	RPI	S	Opponent	Score	RPI	S	Opponent	Score				
				39	H	Ole Miss	2 5	69	A	Alabama	0 1				
								87	H	UTEP	1 1				
										107	A	Marshall	1 0		
										114	A	Middle Tenn.	0 2		
										125	A	Vanderbilt	3 1		
										130	H	South Ala.	3 2		
										174	H	East Carolina	3 2		
										203	A	Coastal Caro.	3 1		
										257	H	Troy	6 2		
										265	A	UALR	3 1		
										292	A	South Carolina St.	3 2		
										315	N	Francis Marion	2 0		
<hr/>															
LAST 10 GAMES															
						114	A	Middle Tenn.	0 2			174	H	East Carolina	3 2
						265	A	UALR	3 1			87	H	UTEP	1 1
						69	A	Alabama	0 1			107	A	Marshall	1 0
						203	A	Coastal Caro.	3 1			257	H	Troy	6 2
						130	H	South Ala.	3 2			292	A	South Carolina St.	3 2

Non-Div. I Games:

UAB

Average RPI Win:	232	WON-LOST	WINNING	LAST 10	STRENGTH OF	OPP. STRENGTH	TEAM	ADJ	CONF.	ADJ CONF.	
Average RPI Loss:	54	RECORD	PCT. RANK	GAMES	SCHEDULE	OF SCHEDULE	RPI	RPI	RPI	RPI	
DIV. I ONLY	8-2-2	.75	35	7-1-2	191	170	91	.55102	91	30	30
DIV. I NON-CONF.	3-2-2	.57143	126	2-1-2	78	74	87	.5578	87	29	29
TOTALS	RPI 1-25	RPI 26-50	W-L RECORDS	RPI 51-100	RPI 101-150	RPI 150+					
8-2-2	0-0-0	0-1-0	OVERALL	1-1-2	0-0-0	7-0-0					
5-1-0	0-0-0	0-1-0	HOME	1-0-0	0-0-0	4-0-0					
3-1-2	0-0-0	0-0-0	AWAY	0-1-2	0-0-0	3-0-0					
0-0-0	0-0-0	0-0-0	NEUTRAL	0-0-0	0-0-0	0-0-0					
3-2-2	0-0-0	0-1-0	NON-CONFERENCE	1-1-2	0-0-0	2-0-0					
2-1-0	0-0-0	0-1-0	HOME	1-0-0	0-0-0	1-0-0					
1-1-2	0-0-0	0-0-	AWAY	0-1-2	0-0-0	1-0-0					
0-0-0	0-0-0	0-0-0	NEUTRAL	0-0-0	0-0-0	0-0-0					
5-0-0	0-0-0	0-0-0	CONFERENCE	0-0-0	0-0-0	5-0-0					
3-0-0	0-0-0	0-0-0	HOME	0-0-0	0-0-0	3-0-0					
2-0-0	0-0-0	0-0-0	AWAY	0-0-0	0-0-0	2-0-0					
0-0-0	0-0-0	0-0-0	NEUTRAL	0-0-0	0-0-0	0-0-0					
RPI S	Opponent	Score	RPI S	Opponent	Score	RPI S	Opponent	Score	RPI S	Opponent	Score
			32 H	Washington St.	1 3	73 H	Boise St.	2 1	181 H	UMKC	3 0
						75 A	Washington	0 5	191 H	Cal Poly	4 0
						78 A	Purdue	2 2	248 A	Utah Valley	2 0
						85 A	Butler	1 1	264 H	New Mexico St.	3 0
									275 A	Eastern Wash.	2 0
									310 A	Bakersfield	2 0
									314 H	Grand Canyon	3 1
LAST 10 GAMES											
			181 H	UMKC	3 0	248 A	Utah Valley	2 0			
			191 H	Cal Poly	4 0	310 A	Bakersfield	2 0			
			314 H	Grand Canyon	3 1	264 H	New Mexico St.	3 0			
			75 A	Washington	0 5	85 A	Butler	1 1			
			78 A	Purdue	2 2	73 H	Boise St.	2 1			

Non-Div. I Games:

Seattle

Average RPI Win: 110		WON-LOST RECORD		WINNING PCT. RANK		LAST 10 GAMES		STRENGTH OF SCHEDULE		OPP. STRENGTH OF SCHEDULE		TEAM RPI		ADJ RPI		CONF. RPI		ADJ CONF. RPI					
Average RPI Loss: 62																							
DIV. I ONLY		2-6-3		.31818 261		1-6-3		7		75		92		.5487 92		3		2					
DIV. I NON-CONF.		2-4-2		.375 230		1-4-2		28		77		101		.54085 99		2		2					
TOTALS		RPI 1-25		RPI 26-50		W-L RECORDS		RPI 51-100		RPI 101-150		RPI 150+											
2-6-3		0-1-1		0-3-1		OVERALL		1-1-0		0-0-1		1-1-0											
2-4-3		0-0-1		0-2-1		HOME		1-1-0		0-0-1		1-1-0											
0-2-0		0-1-0		0-1-0		AWAY		0-0-0		0-0-0		0-0-0											
0-0-0		0-0-0		0-0-0		NEUTRAL		0-0-0		0-0-0		0-0-0											
2-4-2		0-0-1		0-2-0		NON-CONFERENCE		1-1-0		0-0-1		1-1-0											
2-4-2		0-0-1		0-2-0		HOME		1-1-0		0-0-1		1-1-0											
0-0-0		0-0-0		0-0-		AWAY		0-0-0		0-0-0		0-0-0											
0-0-0		0-0-0		0-0-0		NEUTRAL		0-0-0		0-0-0		0-0-0											
0-2-1		0-1-0		0-1-1		CONFERENCE		0-0-0		0-0-0		0-0-0											
0-0-1		0-0-0		0-0-1		HOME		0-0-0		0-0-0		0-0-0											
0-2-0		0-1-0		0-1-0		AWAY		0-0-0		0-0-0		0-0-0											
0-0-0		0-0-0		0-0-0		NEUTRAL		0-0-0		0-0-0		0-0-0											
RPI	S	Opponent		Score		RPI	S	Opponent		Score		RPI	S	Opponent		Score							
23	H	BYU		0	0	31	H	Portland		1	2	64	H	Texas		2	1	133	H	San Francisco	1	1	
25	A	Colorado		0	1	32	H	Washington St.		0	0	77	H	UC Irvine		1	2	155	H	Portland St.	3	0	
						34	H	Wisconsin		1	2							158	H	Hawaii	0	1	
						44	A	Utah		0	1												
LAST 10 GAMES																							
133	H	San Francisco		1	1	25	A	Colorado		0	1												
23	H	BYU		0	0	44	A	Utah		0	1												
77	H	UC Irvine		1	2	32	H	Washington St.		0	0												
158	H	Hawaii		0	1	34	H	Wisconsin		1	2												
64	H	Texas		2	1	31	H	Portland		1	2												

Non-Div. I Games:

Oregon

Average RPI Win:	221	WON-LOST	WINNING	LAST 10	STRENGTH OF	OPP. STRENGTH	TEAM	ADJ	CONF.	ADJ CONF.	
Average RPI Loss:	90	RECORD	PCT. RANK	GAMES	SCHEDULE	OF SCHEDULE	RPI	RPI	RPI	RPI	
DIV. I ONLY	7-3-2	.66667	73	6-3-1	148	163	96	.54345	93	22	22
DIV. I NON-CONF.	4-2-2	.625	96	3-2-1	88	147	85	.55992	81	20	20
<hr/>											
TOTALS	RPI 1-25	RPI 26-50		W-L RECORDS		RPI 51-100		RPI 101-150		RPI 150+	
7-3-2	0-0-0	0-2-0		OVERALL		1-0-1		0-0-1		6-1-0	
3-0-1	0-0-0	0-0-0		HOME		0-0-0		0-0-1		3-0-0	
4-2-1	0-0-0	0-1-0		AWAY		1-0-1		0-0-0		3-1-0	
0-1-0	0-0-0	0-1-0		NEUTRAL		0-0-0		0-0-0		0-0-0	
4-2-2	0-0-0	0-2-0		NON-CONFERENCE		1-0-1		0-0-1		3-0-0	
1-0-1	0-0-0	0-0-0		HOME		0-0-0		0-0-1		1-0-0	
3-1-1	0-0-0	0-0-		AWAY		1-0-1		0-0-0		2-0-0	
0-1-0	0-0-0	0-1-0		NEUTRAL		0-0-0		0-0-0		0-0-0	
3-1-0	0-0-0	0-0-0		CONFERENCE		0-0-0		0-0-0		3-1-0	
2-0-0	0-0-0	0-0-0		HOME		0-0-0		0-0-0		2-0-0	
1-1-0	0-0-0	0-0-0		AWAY		0-0-0		0-0-0		1-1-0	
0-0-0	0-0-0	0-0-0		NEUTRAL		0-0-0		0-0-0		0-0-0	
<hr/>											
RPI	S	Opponent	Score	RPI	S	Opponent	Score	RPI	S	Opponent	Score
32	N	Washington St.	0 1	61	A	Utah St.	1 0	143	H	UC Santa Barbara	1 1
44	A	Utah	0 4	73	A	Boise St.	0 0	170	A	Northern Ariz.	2 1
								195	A	Southern Utah	1 2
								245	H	Montana	2 0
								248	A	Utah Valley	2 1
								250	A	Wyoming	3 2
								275	H	Eastern Wash.	3 0
								296	H	Idaho	3 0
<hr/>											
LAST 10 GAMES											
245	H	Montana	2 0	170	A	Northern Ariz.	2 1				
61	A	Utah St.	1 0	195	A	Southern Utah	1 2				
44	A	Utah	0 4	275	H	Eastern Wash.	3 0				
250	A	Wyoming	3 2	73	A	Boise St.	0 0				
32	N	Washington St.	0 1	248	A	Utah Valley	2 1				

Non-Div. I Games:

Weber St.

Average RPI Win:		194	WON-LOST RECORD		WINNING PCT. RANK		LAST 10 GAMES		STRENGTH OF SCHEDULE		OPP. STRENGTH OF SCHEDULE		TEAM RPI		ADJ RPI		CONF. RPI		ADJ CONF. RPI	
DIV. I ONLY			4-3-3		.55	124	4-3-3		91		95		94		.54301		94	10	10	
DIV. I NON-CONF.			4-1-3		.6875	68	4-1-3		72		66		53		.58822		54	11	11	
TOTALS		RPI 1-25		RPI 26-50		W-L RECORDS		RPI 51-100		RPI 101-150		RPI 150+								
4-3-3		0-0-1		0-1-0		OVERALL		0-0-1		0-2-1		4-0-0								
2-1-2		0-0-1		0-0-0		HOME		0-0-1		0-1-0		2-0-0								
2-2-1		0-0-0		0-1-0		AWAY		0-0-0		0-1-1		2-0-0								
0-0-0		0-0-0		0-0-0		NEUTRAL		0-0-0		0-0-0		0-0-0								
4-1-3		0-0-1		0-1-0		NON-CONFERENCE		0-0-1		0-0-1		4-0-0								
2-0-2		0-0-1		0-0-0		HOME		0-0-1		0-0-0		2-0-0								
2-1-1		0-0-0		0-0-		AWAY		0-0-0		0-0-1		2-0-0								
0-0-0		0-0-0		0-0-0		NEUTRAL		0-0-0		0-0-0		0-0-0								
0-2-0		0-0-0		0-0-0		CONFERENCE		0-0-0		0-2-0		0-0-0								
0-1-0		0-0-0		0-0-0		HOME		0-0-0		0-1-0		0-0-0								
0-1-0		0-0-0		0-0-0		AWAY		0-0-0		0-1-0		0-0-0								
0-0-0		0-0-0		0-0-0		NEUTRAL		0-0-0		0-0-0		0-0-0								
RPI	S	Opponent		Score		RPI	S	Opponent		Score		RPI	S	Opponent		Score				
19	H	William & Mary		1	1	26	A	Rutgers		1	5	58	H	La Salle		0	0			
												102	A	Seton Hall		0	0			
												119	H	Yale		2	3			
												144	A	Dartmouth		0	2			
												163	H	Army		3	0			
												185	A	Saint Joseph's		1	0			
												198	A	Fordham		3	1			
												228	H	Richmond		2	0			
LAST 10 GAMES																				
198	A	Fordham		3	1	144	A	Dartmouth		0	2									
19	H	William & Mary		1	1	58	H	La Salle		0	0									
185	A	Saint Joseph's		1	0	119	H	Yale		2	3									
26	A	Rutgers		1	5	163	H	Army		3	0									
102	A	Seton Hall		0	0	228	H	Richmond		2	0									

Non-Div. I Games:

Princeton

Average RPI Win: 159		WON-LOST RECORD		WINNING PCT. RANK		LAST 10 GAMES		STRENGTH OF SCHEDULE		OPP. STRENGTH OF SCHEDULE		TEAM RPI		ADJ RPI		CONF. RPI		ADJ CONF. RPI					
Average RPI Loss: 40																							
DIV. I ONLY		4-7-1		.375 230		4-5-1		23		71		93		.54271 95		16		16					
DIV. I NON-CONF.		2-7-1		.25 275		2-5-1		19		32		126		.52152 125		17		17					
TOTALS		RPI 1-25		RPI 26-50		W-L RECORDS		RPI 51-100		RPI 101-150		RPI 150+											
4-7-1		0-2-0		0-3-0		OVERALL		0-2-0		1-0-1		3-0-0											
2-3-0		0-1-0		0-2-0		HOME		0-0-0		0-0-0		2-0-0											
2-4-0		0-1-0		0-1-0		AWAY		0-2-0		1-0-0		1-0-0											
0-0-1		0-0-0		0-0-0		NEUTRAL		0-0-0		0-0-1		0-0-0											
2-7-1		0-2-0		0-3-0		NON-CONFERENCE		0-2-0		1-0-1		1-0-0											
0-3-0		0-1-0		0-2-0		HOME		0-0-0		0-0-0		0-0-0											
2-4-0		0-1-0		0-0-		AWAY		0-2-0		1-0-0		1-0-0											
0-0-1		0-0-0		0-0-0		NEUTRAL		0-0-0		0-0-1		0-0-0											
2-0-0		0-0-0		0-0-0		CONFERENCE		0-0-0		0-0-0		2-0-0											
2-0-0		0-0-0		0-0-0		HOME		0-0-0		0-0-0		2-0-0											
0-0-0		0-0-0		0-0-0		AWAY		0-0-0		0-0-0		0-0-0											
0-0-0		0-0-0		0-0-0		NEUTRAL		0-0-0		0-0-0		0-0-0											
RPI	S	Opponent		Score		RPI	S	Opponent		Score		RPI	S	Opponent		Score							
11	H	Marquette		0	5	34	A	Wisconsin		0	3	59	A	DePaul		0	1	116	A	Illinois St.	2	1	
14	A	Michigan		0	3	45	H	Miami (FL)		1	2	65	A	Michigan St.		2	5	125	N	Vanderbilt	4	4	
						49	H	Indiana		1	3							157	H	Valparaiso	3	2	
																		164	A	Miami (OH)	4	3	
																		197	H	Detroit	2	1	
						LAST 10 GAMES																	
						116	A	Illinois St.		2	1	197	H	Detroit		2	1						
						34	A	Wisconsin		0	3	157	H	Valparaiso		3	2						
						164	A	Miami (OH)		4	3	11	H	Marquette		0	5						
						125	N	Vanderbilt		4	4	45	H	Miami (FL)		1	2						
						59	A	DePaul		0	1	49	H	Indiana		1	3						

Non-Div. I Games:

Milwaukee

Average RPI Win: 216		WON-LOST RECORD		WINNING PCT. RANK		LAST 10 GAMES		STRENGTH OF SCHEDULE		OPP. STRENGTH OF SCHEDULE		TEAM RPI		ADJ RPI		CONF. RPI		ADJ CONF. RPI	
DIV. I ONLY		4-8-1		.34615 244		4-6-0		14		101		95		.54202 96		4		4	
DIV. I NON-CONF.		4-3-1		.5625 130		4-1-0		58		141		91		.55487 91		4		4	
TOTALS		RPI 1-25		RPI 26-50		W-L RECORDS		RPI 51-100		RPI 101-150		RPI 150+							
4-8-1		0-2-0		0-3-1		OVERALL		0-3-0		1-0-0		3-0-0							
4-3-1		0-0-0		0-1-1		HOME		0-2-0		1-0-0		3-0-0							
0-5-0		0-2-0		0-2-0		AWAY		0-1-0		0-0-0		0-0-0							
0-0-0		0-0-0		0-0-0		NEUTRAL		0-0-0		0-0-0		0-0-0							
4-3-1		0-1-0		0-0-1		NON-CONFERENCE		0-2-0		1-0-0		3-0-0							
4-1-1		0-0-0		0-0-1		HOME		0-1-0		1-0-0		3-0-0							
0-2-0		0-1-0		0-0-		AWAY		0-1-0		0-0-0		0-0-0							
0-0-0		0-0-0		0-0-0		NEUTRAL		0-0-0		0-0-0		0-0-0							
0-5-0		0-1-0		0-3-0		CONFERENCE		0-1-0		0-0-0		0-0-0							
0-2-0		0-0-0		0-1-0		HOME		0-1-0		0-0-0		0-0-0							
0-3-0		0-1-0		0-2-0		AWAY		0-0-0		0-0-0		0-0-0							
0-0-0		0-0-0		0-0-0		NEUTRAL		0-0-0		0-0-0		0-0-0							
RPI S	Opponent	Score		RPI S	Opponent	Score		RPI S	Opponent	Score		RPI S	Opponent	Score					
7 A	Florida St.	1	4	27 A	Florida	0	3	56 H	Texas A&M	1	3	148 H	Southern Miss.	6	0				
8 A	South Carolina	1	2	33 H	Kentucky	0	1	68 H	Long Beach St.	1	2	200 H	Mercer	2	0				
				39 A	Ole Miss	0	7	82 A	Samford	0	1	257 H	Troy	3	0				
				50 H	Clemson	0	0					259 H	Col. of Charleston	3	0				
LAST 10 GAMES																			
8 A	South Carolina	1	2	27 A	Florida	0	3												
148 H	Southern Miss.	6	0	56 H	Texas A&M	1	3												
33 H	Kentucky	0	1	39 A	Ole Miss	0	7												
68 H	Long Beach St.	1	2	257 H	Troy	3	0												
259 H	Col. of Charleston	3	0	200 H	Mercer	2	0												

Non-Div. I Games:

Auburn

Average RPI Win: 204		WON-LOST	WINNING	LAST 10	STRENGTH OF	OPP. STRENGTH	TEAM	ADJ	CONF.	ADJ CONF.							
Average RPI Loss: 41		RECORD	PCT. RANK	GAMES	SCHEDULE	OF SCHEDULE	RPI	RPI	RPI	RPI							
DIV. I ONLY		6-5-1	.54167	131	2-3-0	88	108	97	.54147	97	5	5					
DIV. I NON-CONF.		6-1-1	.8125	29	2-0-0	190	210	78	.56332	77	5	5					
<hr/>																	
TOTALS		RPI 1-25		RPI 26-50		W-L RECORDS		RPI 51-100		RPI 101-150		RPI 150+					
6-5-1		0-2-0		0-1-0		OVERALL		1-2-0		1-0-0		4-0-1					
3-2-0		0-1-0		0-0-0		HOME		0-1-0		1-0-0		2-0-0					
2-3-1		0-1-0		0-1-0		AWAY		1-1-0		0-0-0		1-0-1					
1-0-0		0-0-0		0-0-0		NEUTRAL		0-0-0		0-0-0		1-0-0					
6-1-1		0-0-0		0-1-0		NON-CONFERENCE		1-0-0		1-0-0		4-0-1					
3-0-0		0-0-0		0-0-0		HOME		0-0-0		1-0-0		2-0-0					
2-1-1		0-0-0		0-0-		AWAY		1-0-0		0-0-0		1-0-1					
1-0-0		0-0-0		0-0-0		NEUTRAL		0-0-0		0-0-0		1-0-0					
0-4-0		0-2-0		0-0-0		CONFERENCE		0-2-0		0-0-0		0-0-0					
0-2-0		0-1-0		0-0-0		HOME		0-1-0		0-0-0		0-0-0					
0-2-0		0-1-0		0-0-0		AWAY		0-1-0		0-0-0		0-0-0					
0-0-0		0-0-0		0-0-0		NEUTRAL		0-0-0		0-0-0		0-0-0					
RPI	S	Opponent		Score		RPI	S	Opponent		Score		RPI	S	Opponent		Score	
4	A	Georgetown		1 7		49	A	Indiana		0 3		53	A	St. John's (NY)		0 2	
11	H	Marquette		0 3								78	A	Purdue		4 3	
												89	H	Villanova		1 2	

Non-Div. I Games: Northwestern Ohio 2 0




Xavier

Average RPI Win:		226	WON-LOST RECORD		WINNING PCT. RANK		LAST 10 GAMES		STRENGTH OF SCHEDULE		OPP. STRENGTH OF SCHEDULE		TEAM RPI		ADJ RPI		CONF. RPI		ADJ CONF. RPI	
DIV. I ONLY			7-3-1		.68182	69	7-3-0		163		192		98		.53974	98	26		26	
DIV. I NON-CONF.			5-3-1		.61111	105	5-3-0		80		164		88		.55557	89	25		25	
TOTALS		RPI 1-25		RPI 26-50		W-L RECORDS		RPI 51-100		RPI 101-150		RPI 150+								
7-3-1		0-1-0		0-0-0		OVERALL		0-0-0		1-2-1		6-0-0								
6-0-0		0-0-0		0-0-0		HOME		0-0-0		1-0-0		5-0-0								
1-2-1		0-1-0		0-0-0		AWAY		0-0-0		0-1-1		1-0-0								
0-1-0		0-0-0		0-0-0		NEUTRAL		0-0-0		0-1-0		0-0-0								
5-3-1		0-1-0		0-0-0		NON-CONFERENCE		0-0-0		1-2-1		4-0-0								
5-0-0		0-0-0		0-0-0		HOME		0-0-0		1-0-0		4-0-0								
0-2-1		0-1-0		0-0-		AWAY		0-0-0		0-1-1		0-0-0								
0-1-0		0-0-0		0-0-0		NEUTRAL		0-0-0		0-1-0		0-0-0								
2-0-0		0-0-0		0-0-0		CONFERENCE		0-0-0		0-0-0		2-0-0								
1-0-0		0-0-0		0-0-0		HOME		0-0-0		0-0-0		1-0-0								
1-0-0		0-0-0		0-0-0		AWAY		0-0-0		0-0-0		1-0-0								
0-0-0		0-0-0		0-0-0		NEUTRAL		0-0-0		0-0-0		0-0-0								
RPI	S	Opponent		Score		RPI	S	Opponent		Score		RPI	S	Opponent		Score				
25	A	Colorado		0 4								102	A	Seton Hall		2 2				
												119	A	Yale		0 1				
												131	N	Northern Colo.		0 1				
												150	H	Fairfield		2 0				
												169	H	Wagner		2 1				
												187	H	Fairleigh Dickinson		6 0				
												233	H	Siena		3 1				
												254	A	Vermont		2 1				
												270	H	NJIT		2 1				
												320	H	UMass Lowell		1 0				
LAST 10 GAMES																				
									</											

Non-Div. I Games:

Stony Brook

Non-Div. I Games:

 Tie,  Loss,  Non-Conf, S Site, H Home, A Away, N Neutral Page 99

Average RPI Win:		206	WON-LOST RECORD		WINNING PCT. RANK		LAST 10 GAMES		STRENGTH OF SCHEDULE		OPP. STRENGTH OF SCHEDULE		TEAM RPI		ADJ RPI		CONF. RPI		ADJ CONF. RPI				
DIV. I ONLY			8-3-2		.69231 65		7-2-1		211		114		101		.53772 100		17		17				
DIV. I NON-CONF.			5-3-1		.61111 105		4-2-0		182		61		119		.52783 119		18		18				
TOTALS		RPI 1-25		RPI 26-50		W-L RECORDS		RPI 51-100		RPI 101-150		RPI 150+											
8-3-2		0-1-0		0-1-0		OVERALL		0-1-0		1-0-0		7-0-2											
4-1-1		0-0-0		0-0-0		HOME		0-1-0		1-0-0		3-0-1											
2-2-1		0-1-0		0-1-0		AWAY		0-0-0		0-0-0		2-0-1											
2-0-0		0-0-0		0-0-0		NEUTRAL		0-0-0		0-0-0		2-0-0											
5-3-1		0-1-0		0-1-0		NON-CONFERENCE		0-1-0		0-0-0		5-0-1											
2-1-1		0-0-0		0-0-0		HOME		0-1-0		0-0-0		2-0-1											
1-2-0		0-1-0		0-0-		AWAY		0-0-0		0-0-0		1-0-0											
2-0-0		0-0-0		0-0-0		NEUTRAL		0-0-0		0-0-0		2-0-0											
3-0-1		0-0-0		0-0-0		CONFERENCE		0-0-0		1-0-0		2-0-1											
2-0-0		0-0-0		0-0-0		HOME		0-0-0		1-0-0		1-0-0											
1-0-1		0-0-0		0-0-0		AWAY		0-0-0		0-0-0		1-0-1											
0-0-0		0-0-0		0-0-0		NEUTRAL		0-0-0		0-0-0		0-0-0											
RPI	S	Opponent		Score		RPI	S	Opponent		Score		RPI	S	Opponent		Score							
12	A	UCF		0 4		27	A	Florida		1 3		67	H	Memphis		1 2							
												127	H	Jacksonville		2	1						
												155	N	Portland St.		1	0						
												176	A	FIU		2	1						
												178	H	Davidson		0	0						
												180	A	Lipscomb		1	1						
												184	H	Mississippi St.		2	1						
												192	N	Idaho St.		5	1						
												219	H	North Florida		3	0						
												290	A	Northern Ky.		2	0						
												306	H	Albany (NY)		5	0						
LAST 10 GAMES																							
127 H Jacksonville						2 1						180 A Lipscomb						1 1					
12 A UCF						0 4						290 A Northern Ky.						2 0					
67 H Memphis						1 2						219 H North Florida						3 0					
192 N Idaho St.						5 1						176 A FIU						2 1					
155 N Portland St.						1 0						184 H Mississippi St.						2 1					

Non-Div. I Games:

FGCU

Average RPI Win: 216		WON-LOST RECORD		WINNING PCT. RANK		LAST 10 GAMES		STRENGTH OF SCHEDULE		OPP. STRENGTH OF SCHEDULE		TEAM RPI		ADJ RPI		CONF. RPI		ADJ CONF. RPI	
Average RPI Loss: 88																			
DIV. I ONLY		5-3-4		.58333 107		5-2-3		111		140		102		.53729 101		20		21	
DIV. I NON-CONF.		2-3-4		.44444 190		2-2-3		100		108		137		.51268 136		22		21	
TOTALS		RPI 1-25		RPI 26-50		W-L RECORDS		RPI 51-100		RPI 101-150		RPI 150+							
5-3-4		0-0-0		0-1-1		OVERALL		0-1-0		0-0-2		5-1-1							
4-2-2		0-0-0		0-1-0		HOME		0-1-0		0-0-2		4-0-0							
1-1-2		0-0-0		0-0-1		AWAY		0-0-0		0-0-0		1-1-1							
0-0-0		0-0-0		0-0-0		NEUTRAL		0-0-0		0-0-0		0-0-0							
2-3-4		0-0-0		0-1-1		NON-CONFERENCE		0-1-0		0-0-2		2-1-1							
2-2-2		0-0-0		0-1-0		HOME		0-1-0		0-0-2		2-0-0							
0-1-2		0-0-0		0-1-		AWAY		0-0-0		0-0-0		0-1-1							
0-0-0		0-0-0		0-0-0		NEUTRAL		0-0-0		0-0-0		0-0-0							
3-0-0		0-0-0		0-0-0		CONFERENCE		0-0-0		0-0-0		3-0-0							
2-0-0		0-0-0		0-0-0		HOME		0-0-0		0-0-0		2-0-0							
1-0-0		0-0-0		0-0-0		AWAY		0-0-0		0-0-0		1-0-0							
0-0-0		0-0-0		0-0-0		NEUTRAL		0-0-0		0-0-0		0-0-0							
RPI	S	Opponent		Score		RPI	S	Opponent		Score		RPI	S	Opponent		Score			
						30	A	Tennessee		0	0	67	H	Memphis		0	1		
						44	H	Utah		0	2								
														106	H	Austin Peay		1	1
														134	H	Rice		0	0
														152	A	Western Caro.		0	2
														179	A	Texas St.		1	0
														180	H	Lipscomb		2	1
														221	H	La.-Lafayette		2	0
														235	A	Belmont		1	1
														240	H	Indiana St.		2	1
														262	H	La.-Monroe		2	0
LAST 10 GAMES																			
						180	H	Lipscomb		2	1	179	A	Texas St.		1	0		
						235	A	Belmont		1	1	221	H	La.-Lafayette		2	0		
						30	A	Tennessee		0	0	262	H	La.-Monroe		2	0		
						152	A	Western Caro.		0	2	106	H	Austin Peay		1	1		
						67	H	Memphis		0	1	240	H	Indiana St.		2	1		

Non-Div. I Games:

Western Ky.

Average RPI Win: 155		WON-LOST RECORD	WINNING PCT. RANK	LAST 10 GAMES	STRENGTH OF SCHEDULE	OPP. STRENGTH OF SCHEDULE	TEAM RPI	ADJ RPI	CONF. RPI	ADJ CONF. RPI				
Average RPI Loss: 85														
DIV. I ONLY		4-7-2	.38462 227	3-6-1	24	120	100	.5361 102	5	5				
DIV. I NON-CONF.		2-5-2	.33333 244	1-4-1	30	123	128	.51834 129	5	5				
<hr/>														
TOTALS		RPI 1-25	RPI 26-50		W-L RECORDS		RPI 51-100		RPI 101-150		RPI 150+			
4-7-2		0-2-0	0-0-0		OVERALL		1-4-2		1-0-0		2-1-0			
4-1-2		0-0-0	0-0-0		HOME		1-1-2		1-0-0		2-0-0			
0-5-0		0-1-0	0-0-0		AWAY		0-3-0		0-0-0		0-1-0			
0-1-0		0-1-0	0-0-0		NEUTRAL		0-0-0		0-0-0		0-0-0			
2-5-2		0-2-0	0-0-0		NON-CONFERENCE		0-2-2		0-0-0		2-1-0			
2-0-2		0-0-0	0-0-0		HOME		0-0-2		0-0-0		2-0-0			
0-4-0		0-1-0	0-0-		AWAY		0-2-0		0-0-0		0-1-0			
0-1-0		0-1-0	0-0-0		NEUTRAL		0-0-0		0-0-0		0-0-0			
2-2-0		0-0-0	0-0-0		CONFERENCE		1-2-0		1-0-0		0-0-0			
2-1-0		0-0-0	0-0-0		HOME		1-1-0		1-0-0		0-0-0			
0-1-0		0-0-0	0-0-0		AWAY		0-1-0		0-0-0		0-0-0			
0-0-0		0-0-0	0-0-0		NEUTRAL		0-0-0		0-0-0		0-0-0			
RPI	S	Opponent		Score	RPI	S	Opponent		Score	RPI	S	Opponent		Score
3	A	Virginia		0 3						135	H	Providence		1 0
19	N	William & Mary		0 1						163	H	Army		2 0
										238	H	Marist		2 1
										291	A	LIU Brooklyn		0 1

Non-Div. I Games:

Seton Hall

Average RPI Win: 138		WON-LOST RECORD		WINNING PCT. RANK		LAST 10 GAMES		STRENGTH OF SCHEDULE		OPP. STRENGTH OF SCHEDULE		TEAM RPI		ADJ RPI		CONF. RPI		ADJ CONF. RPI					
DIV. I ONLY		3-8-1		.29167 274		1-3-1		16		39		106		.53475 103		7		6					
DIV. I NON-CONF.		3-5-1		.38889 222		1-1-1		11		40		75		.56783 74		7		6					
TOTALS		RPI 1-25		RPI 26-50		W-L RECORDS		RPI 51-100		RPI 101-150		RPI 150+											
3-8-1		0-2-0		0-2-1		OVERALL		1-3-0		0-1-0		2-0-0											
2-2-0		0-0-0		0-0-0		HOME		1-1-0		0-1-0		1-0-0											
0-6-1		0-2-0		0-2-1		AWAY		0-2-0		0-0-0		0-0-0											
1-0-0		0-0-0		0-0-0		NEUTRAL		0-0-0		0-0-0		1-0-0											
3-5-1		0-2-0		0-2-1		NON-CONFERENCE		1-0-0		0-1-0		2-0-0											
2-1-0		0-0-0		0-0-0		HOME		1-0-0		0-1-0		1-0-0											
0-4-1		0-2-0		0-1-		AWAY		0-0-0		0-0-0		0-0-0											
1-0-0		0-0-0		0-0-0		NEUTRAL		0-0-0		0-0-0		1-0-0											
0-3-0		0-0-0		0-0-0		CONFERENCE		0-3-0		0-0-0		0-0-0											
0-1-0		0-0-0		0-0-0		HOME		0-1-0		0-0-0		0-0-0											
0-2-0		0-0-0		0-0-0		AWAY		0-2-0		0-0-0		0-0-0											
0-0-0		0-0-0		0-0-0		NEUTRAL		0-0-0		0-0-0		0-0-0											
RPI	S	Opponent		Score		RPI	S	Opponent		Score		RPI	S	Opponent		Score							
7	A	Florida St.		0	1	27	A	Florida		0	3	51	A	Oklahoma St.		1	4	126	H	North Texas		0	5
23	A	BYU		2	3	30	A	Tennessee		1	3	51	H	Oklahoma St.		1	2	160	N	Kennesaw St.		2	0
						44	A	Utah		1	1	52	A	Baylor		0	1	179	H	Texas St.		4	0
												76	H	Oral Roberts		1	0						
LAST 10 GAMES																							
						44	A	Utah		1	1	179	H	Texas St.		4	0						
						23	A	BYU		2	3	51	H	Oklahoma St.		1	2						
						126	H	North Texas		0	5	52	A	Baylor		0	1						
						76	H	Oral Roberts		1	0	27	A	Florida		0	3						
						7	A	Florida St.		0	1	51	A	Oklahoma St.		1	4						

Non-Div. I Games:

Oklahoma

Average RPI Win:	181	WON-LOST RECORD	WINNING PCT. RANK	LAST 10 GAMES	STRENGTH OF SCHEDULE	OPP. STRENGTH OF SCHEDULE	TEAM RPI	ADJ RPI	CONF. RPI	ADJ CONF. RPI	
Average RPI Loss:	67	7-4-1	.625 89	6-3-1	170	92	103	.5346 104	13	13	
DIV. I ONLY		5-4-0	.55556 136	4-3-0	177	66	134	.51451 134	13	13	
DIV. I NON-CONF.											
<hr/>											
TOTALS	RPI 1-25	RPI 26-50	W-L RECORDS		RPI 51-100	RPI 101-150	RPI 150+				
7-4-1	0-0-0	0-2-0	OVERALL		0-1-0	1-1-1	6-0-0				
0-2-1	0-0-0	0-1-0	HOME		0-0-0	0-1-1	0-0-0				
6-1-0	0-0-0	0-1-0	AWAY		0-0-0	1-0-0	5-0-0				
1-1-0	0-0-0	0-0-0	NEUTRAL		0-1-0	0-0-0	1-0-0				
5-4-0	0-0-0	0-2-0	NON-CONFERENCE		0-1-0	1-1-0	4-0-0				
0-2-0	0-0-0	0-1-0	HOME		0-0-0	0-1-0	0-0-0				
4-1-0	0-0-0	0-0-	AWAY		0-0-0	1-0-0	3-0-0				
1-1-0	0-0-0	0-0-0	NEUTRAL		0-1-0	0-0-0	1-0-0				
2-0-1	0-0-0	0-0-0	CONFERENCE		0-0-0	0-0-1	2-0-0				
0-0-1	0-0-0	0-0-0	HOME		0-0-0	0-0-1	0-0-0				
2-0-0	0-0-0	0-0-0	AWAY		0-0-0	0-0-0	2-0-0				
0-0-0	0-0-0	0-0-0	NEUTRAL		0-0-0	0-0-0	0-0-0				
<hr/>											
RPI	S	Opponent	Score	RPI	S	Opponent	Score	RPI	S	Opponent	Score
				38	H	Georgia	0 1	75	N	Washington	0 1
				46	A	James Madison	0 2				

Non-Div. I Games:

UNC Greensboro

Average RPI Win:	161	WON-LOST RECORD	WINNING PCT. RANK	LAST 10 GAMES	STRENGTH OF SCHEDULE	OPP. STRENGTH OF SCHEDULE	TEAM RPI	ADJ RPI	CONF. RPI	ADJ CONF. RPI		
DIV. I ONLY		5-6-1	.45833	176	3-6-1	76	47	108	.53326	105	3	2
DIV. I NON-CONF.		5-3-1	.61111	105	3-3-1	99	62	84	.55864	86	2	2
<hr/>												
TOTALS	RPI 1-25	RPI 26-50		W-L RECORDS		RPI 51-100		RPI 101-150		RPI 150+		
5-6-1	0-0-0	0-3-1		OVERALL		1-3-0		2-0-0		2-0-0		
3-4-0	0-0-0	0-2-0		HOME		0-2-0		1-0-0		2-0-0		
1-1-0	0-0-0	0-1-0		AWAY		1-0-0		0-0-0		0-0-0		
1-1-1	0-0-0	0-0-1		NEUTRAL		0-1-0		1-0-0		0-0-0		
5-3-1	0-0-0	0-1-1		NON-CONFERENCE		1-2-0		2-0-0		2-0-0		
3-2-0	0-0-0	0-1-0		HOME		0-1-0		1-0-0		2-0-0		
1-0-0	0-0-0	0-0-		AWAY		1-0-0		0-0-0		0-0-0		
1-1-1	0-0-0	0-0-1		NEUTRAL		0-1-0		1-0-0		0-0-0		
0-3-0	0-0-0	0-2-0		CONFERENCE		0-1-0		0-0-0		0-0-0		
0-2-0	0-0-0	0-1-0		HOME		0-1-0		0-0-0		0-0-0		
0-1-0	0-0-0	0-1-0		AWAY		0-0-0		0-0-0		0-0-0		
0-0-0	0-0-0	0-0-0		NEUTRAL		0-0-0		0-0-0		0-0-0		
RPI	S	Opponent	Score	RPI	S	Opponent	Score	RPI	S	Opponent	Score	
				28	A	Arizona St.	0 1	55	N	LSU	0 1	
				32	H	Washington St.	0 2	71	H	Cal St. Fullerton	1 2	
				39	N	Ole Miss	1 1	75	H	Washington	0 1	
				41	H	Pepperdine	0 1	80	A	San Diego	4 2	

Non-Div. I Games:

Southern California

Average RPI Win:	228	WON-LOST	WINNING	LAST 10	STRENGTH OF	OPP. STRENGTH	TEAM	ADJ	CONF.	ADJ CONF.		
Average RPI Loss:	205	RECORD	PCT. RANK	GAMES	SCHEDULE	OF SCHEDULE	RPI	RPI	RPI	RPI		
DIV. I ONLY		8-1-2	.81818	19	6-1-2	279	148	105	.53299	106	28	28
DIV. I NON-CONF.		5-1-1	.78571	40	3-1-1	254	182	104	.53673	104	28	28
<hr/>												
TOTALS	RPI 1-25	RPI 26-50		W-L RECORDS		RPI 51-100		RPI 101-150		RPI 150+		
8-1-2	0-0-0	0-0-0		OVERALL		0-0-0		1-0-1		7-1-1		
2-0-1	0-0-0	0-0-0		HOME		0-0-0		0-0-0		2-0-1		
6-1-1	0-0-0	0-0-0		AWAY		0-0-0		1-0-1		5-1-0		
0-0-0	0-0-0	0-0-0		NEUTRAL		0-0-0		0-0-0		0-0-0		
<hr/>												
5-1-1	0-0-0	0-0-0		NON-CONFERENCE		0-0-0		1-0-1		4-1-0		
1-0-0	0-0-0	0-0-0		HOME		0-0-0		0-0-0		1-0-0		
4-1-1	0-0-0	0-0-		AWAY		0-0-0		1-0-1		3-1-0		
0-0-0	0-0-0	0-0-0		NEUTRAL		0-0-0		0-0-0		0-0-0		
<hr/>												
3-0-1	0-0-0	0-0-0		CONFERENCE		0-0-0		0-0-0		3-0-1		
1-0-1	0-0-0	0-0-0		HOME		0-0-0		0-0-0		1-0-1		
2-0-0	0-0-0	0-0-0		AWAY		0-0-0		0-0-0		2-0-0		
0-0-0	0-0-0	0-0-0		NEUTRAL		0-0-0		0-0-0		0-0-0		
<hr/>												
RPI	S	Opponent	Score	RPI	S	Opponent	Score	RPI	S	Opponent	Score	

Non-Div. I Games:

Austin Peay

Average RPI Win:	212	WON-LOST RECORD	WINNING PCT. RANK	LAST 10 GAMES	STRENGTH OF SCHEDULE	OPP. STRENGTH OF SCHEDULE	TEAM RPI	ADJ RPI	CONF. RPI	ADJ CONF. RPI	
Average RPI Loss:	105										
DIV. I ONLY	6-4-2	.58333	107	4-4-2	95	239	104	.53242	107	12	12
DIV. I NON-CONF.	5-2-1	.6875	68	3-2-1	53	262	61	.57569	64	12	12
<hr/>											
TOTALS	RPI 1-25	RPI 26-50		W-L RECORDS	RPI 51-100		RPI 101-150		RPI 150+		
6-4-2	0-0-0	0-1-0		OVERALL	0-2-0		1-0-1		5-1-1		
4-2-1	0-0-0	0-1-0		HOME	0-1-0		0-0-0		4-0-1		
2-2-1	0-0-0	0-0-0		AWAY	0-1-0		1-0-1		1-1-0		
0-0-0	0-0-0	0-0-0		NEUTRAL	0-0-0		0-0-0		0-0-0		
<hr/>											
5-2-1	0-0-0	0-1-0		NON-CONFERENCE	0-1-0		1-0-0		4-0-1		
3-1-1	0-0-0	0-1-0		HOME	0-0-0		0-0-0		3-0-1		
2-1-0	0-0-0	0-0-		AWAY	0-1-0		1-0-0		1-0-0		
0-0-0	0-0-0	0-0-0		NEUTRAL	0-0-0		0-0-0		0-0-0		
<hr/>											
1-2-1	0-0-0	0-0-0		CONFERENCE	0-1-0		0-0-1		1-1-0		
1-1-0	0-0-0	0-0-0		HOME	0-1-0		0-0-0		1-0-0		
0-1-1	0-0-0	0-0-0		AWAY	0-0-0		0-0-1		0-1-0		
0-0-0	0-0-0	0-0-0		NEUTRAL	0-0-0		0-0-0		0-0-0		
<hr/>											
RPI S	Opponent	Score	RPI S	Opponent	Score	RPI S	Opponent	Score	RPI S	Opponent	Score
			46 H	James Madison	1 2	58 A	La Salle	1 2	108 A	Liberty	1 0
						90 H	UAB	0 1	148 A	Southern Miss.	0 0
									164 H	Miami (OH)	1 0
									206 A	Temple	1 0
									210 H	Kent St.	3 0
									225 A	Louisiana Tech	0 2
									251 H	Akron	1 1
									279 H	Old Dominion	1 0
									305 H	Campbell	3 0
<hr/>											
LAST 10 GAMES											
	279 H	Old Dominion	1	0	148 A	Southern Miss.	0	0			
	164 H	Miami (OH)	1	0	225 A	Louisiana Tech	0	2			
	108 A	Liberty	1	0	90 H	UAB	0	1			
	58 A	La Salle	1	2	251 H	Akron	1	1			
	206 A	Temple	1	0	46 H	James Madison	1	2			

Non-Div. I Games:

Marshall

Average RPI Win:	207	WON-LOST	WINNING	LAST 10	STRENGTH OF	OPP. STRENGTH	TEAM	ADJ	CONF.	ADJ CONF.	
Average RPI Loss:	119	RECORD	PCT. RANK	GAMES	SCHEDULE	OF SCHEDULE	RPI	RPI	RPI	RPI	
DIV. I ONLY	8-3-1	.70833	57	7-2-1	207	201	107	.53232	108	25	25
DIV. I NON-CONF.	5-3-0	.625	96	4-2-0	166	148	115	.52886	116	26	26
<hr/>											
TOTALS	RPI 1-25	RPI 26-50		W-L RECORDS		RPI 51-100		RPI 101-150		RPI 150+	
8-3-1	0-0-0	0-0-0		OVERALL		0-0-0		3-3-0		5-0-1	
4-1-0	0-0-0	0-0-0		HOME		0-0-0		0-1-0		4-0-0	
4-2-1	0-0-0	0-0-0		AWAY		0-0-0		3-2-0		1-0-1	
0-0-0	0-0-0	0-0-0		NEUTRAL		0-0-0		0-0-0		0-0-0	
<hr/>											
5-3-0	0-0-0	0-0-0		NON-CONFERENCE		0-0-0		2-3-0		3-0-0	
2-1-0	0-0-0	0-0-0		HOME		0-0-0		0-1-0		2-0-0	
3-2-0	0-0-0	0-0-		AWAY		0-0-0		2-2-0		1-0-0	
0-0-0	0-0-0	0-0-0		NEUTRAL		0-0-0		0-0-0		0-0-0	
<hr/>											
3-0-1	0-0-0	0-0-0		CONFERENCE		0-0-0		1-0-0		2-0-1	
2-0-0	0-0-0	0-0-0		HOME		0-0-0		0-0-0		2-0-0	
1-0-1	0-0-0	0-0-0		AWAY		0-0-0		1-0-0		0-0-1	
0-0-0	0-0-0	0-0-0		NEUTRAL		0-0-0		0-0-0		0-0-0	
<hr/>											
RPI	S	Opponent	Score	RPI	S	Opponent	Score	RPI	S	Opponent	Score
								104	A	UNC Greensboro	1 0
								107	H	Marshall	0 1
								121	A	Charlotte	0 1
								124	A	Drexel	3 0
								129	A	Elon	0 2
								141	A	Presbyterian	2 1
								185	A	Saint Joseph's	3 0
								224	H	American	2 0
								258	A	UNC Asheville	0 0
								279	H	Old Dominion	2 0
								293	H	Charleston So.	1 0
								305	H	Campbell	7 0
								<hr/>			
				LAST 10 GAMES							
293 H Charleston So.				1 0	141 A Presbyterian				2 1		
129 A Elon				0 2	258 A UNC Asheville				0 0		
107 H Marshall				0 1	305 H Campbell				7 0		
104 A UNC Greensboro				1 0	124 A Drexel				3 0		
185 A Saint Joseph's				3 0	224 H American				2 0		

Non-Div. I Games:

Liberty

[illegible]

Non-Div. I Games:

Dayton

Average RPI Win: 180		WON-LOST RECORD		WINNING PCT. RANK		LAST 10 GAMES		STRENGTH OF SCHEDULE		OPP. STRENGTH OF SCHEDULE		TEAM RPI		ADJ RPI		CONF. RPI		ADJ CONF. RPI	
DIV. I ONLY		5-6-2		.46154 167		3-5-2		72		86		111		.53191 110		7		6	
DIV. I NON-CONF.		5-5-1		.5 147		3-4-1		77		66		102		.54043 100		7		6	
TOTALS		RPI 1-25		RPI 26-50		W-L RECORDS		RPI 51-100		RPI 101-150		RPI 150+							
5-6-2		0-1-0		0-2-0		OVERALL		1-2-1		1-1-1		3-0-0							
3-3-0		0-0-0		0-0-0		HOME		1-2-0		1-1-0		1-0-0							
2-3-1		0-1-0		0-2-0		AWAY		0-0-0		0-0-1		2-0-0							
0-0-1		0-0-0		0-0-0		NEUTRAL		0-0-1		0-0-0		0-0-0							
5-5-1		0-1-0		0-2-0		NON-CONFERENCE		1-1-1		1-1-0		3-0-0							
3-2-0		0-0-0		0-0-0		HOME		1-1-0		1-1-0		1-0-0							
2-3-0		0-1-0		0-0-		AWAY		0-0-0		0-0-0		2-0-0							
0-0-1		0-0-0		0-0-0		NEUTRAL		0-0-1		0-0-0		0-0-0							
0-1-1		0-0-0		0-0-0		CONFERENCE		0-1-0		0-0-1		0-0-0							
0-1-0		0-0-0		0-0-0		HOME		0-1-0		0-0-0		0-0-0							
0-0-1		0-0-0		0-0-0		AWAY		0-0-0		0-0-1		0-0-0							
0-0-0		0-0-0		0-0-0		NEUTRAL		0-0-0		0-0-0		0-0-0							
RPI S	Opponent		Score		RPI S	Opponent		Score		RPI S	Opponent		Score		RPI S	Opponent		Score	
16 A	Santa Clara		2	3	28 A	Arizona St.		0	4	64 H	Texas		0	1	116 H	Illinois St.		2	0
					29 A	Arkansas		0	1	72 N	Arizona		1	1	128 A	Iowa St.		0	0
										78 H	Purdue		4	1	133 H	San Francisco		0	1
										80 H	San Diego		0	2	201 A	Missouri St.		1	0
															208 A	South Dakota St.		2	1
															298 H	Pacific		3	0
LAST 10 GAMES																			
					116 H	Illinois St.		2	0	64 H	Texas		0	1					
					208 A	South Dakota St.		2	1	128 A	Iowa St.		0	0					
					133 H	San Francisco		0	1	16 A	Santa Clara		2	3					
					80 H	San Diego		0	2	72 N	Arizona		1	1					
					28 A	Arizona St.		0	4	78 H	Purdue		4	1					

Non-Div. I Games:

Kansas

Average RPI Win: 252		WON-LOST	WINNING	LAST 10	STRENGTH OF		OPP. STRENGTH	TEAM	ADJ	CONF.	ADJ CONF.
Average RPI Loss: 19		RECORD	PCT. RANK	GAMES	SCHEDULE		OF SCHEDULE	RPI	RPI	RPI	RPI
DIV. I ONLY		7-1-1	.83333	15	7-1-1		280	191	110	.53131	111
DIV. I NON-CONF.		3-1-1	.7	63	3-1-1		301	125	163	.49195	163
TOTALS		RPI 1-25	RPI 26-50		W-L RECORDS		RPI 51-100		RPI 101-150		RPI 150+
7-1-1	0-1-0	0-0-0		OVERALL		0-0-1		1-0-0		6-0-0	
3-0-0	0-0-0	0-0-0		HOME		0-0-0		1-0-0		2-0-0	
4-1-1	0-1-0	0-0-0		AWAY		0-0-1		0-0-0		4-0-0	
0-0-0	0-0-0	0-0-0		NEUTRAL		0-0-0		0-0-0		0-0-0	
3-1-1	0-1-0	0-0-0		NON-CONFERENCE		0-0-1		0-0-0		3-0-0	
2-0-0	0-0-0	0-0-0		HOME		0-0-0		0-0-0		2-0-0	
1-1-1	0-1-0	0-0-		AWAY		0-0-1		0-0-0		1-0-0	
0-0-0	0-0-0	0-0-0		NEUTRAL		0-0-0		0-0-0		0-0-0	
4-0-0	0-0-0	0-0-0		CONFERENCE		0-0-0		1-0-0		3-0-0	
1-0-0	0-0-0	0-0-0		HOME		0-0-0		1-0-0		0-0-0	
3-0-0	0-0-0	0-0-0		AWAY		0-0-0		0-0-0		3-0-0	
0-0-0	0-0-0	0-0-0		NEUTRAL		0-0-0		0-0-0		0-0-0	
RPI S	Opponent	Score		RPI S	Opponent	Score		RPI S	Opponent	Score	
19 A	William & Mary	1	2					89 A	Villanova	1	1
								141 H	Presbyterian	1	0
								207 A	Longwood	1	0
								214 H	Towson	2	1
								279 A	Old Dominion	1	0
								293 A	Charleston So.	2	1
								305 A	Campbell	2	0
								326 H	Delaware St.	6	0
				LAST 10 GAMES							
				141 H	Presbyterian	1	0	207 A	Longwood	1	0
				19 A	William & Mary	1	2	305 A	Campbell	2	0
				326 H	Delaware St.	6	0	293 A	Charleston So.	2	1
				279 A	Old Dominion	1	0	89 A	Villanova	1	1
				214 H	Towson	2	1				

Non-Div. I Games: Southern Va. 6 0

Radford

TCU

TCU

Average RPI Win: 209		WON-LOST RECORD		WINNING PCT. RANK		LAST 10 GAMES		STRENGTH OF SCHEDULE		OPP. STRENGTH OF SCHEDULE		TEAM RPI		ADJ RPI		CONF. RPI		ADJ CONF. RPI					
DIV. I ONLY		6-1-3		.75 35		6-1-3		249		156		112		.53029 113		10		10					
DIV. I NON-CONF.		5-0-3		.8125 29		5-0-3		303		137		130		.51888 128		11		11					
TOTALS		RPI 1-25		RPI 26-50		W-L RECORDS		RPI 51-100		RPI 101-150		RPI 150+											
6-1-3		0-0-1		0-0-0		OVERALL		0-0-0		2-1-0		4-0-2											
5-0-1		0-0-0		0-0-0		HOME		0-0-0		2-0-0		3-0-1											
1-1-2		0-0-1		0-0-0		AWAY		0-0-0		0-1-0		1-0-1											
0-0-0		0-0-0		0-0-0		NEUTRAL		0-0-0		0-0-0		0-0-0											
5-0-3		0-0-1		0-0-0		NON-CONFERENCE		0-0-0		1-0-0		4-0-2											
4-0-1		0-0-0		0-0-0		HOME		0-0-0		1-0-0		3-0-1											
1-0-2		0-0-1		0-0-		AWAY		0-0-0		0-0-0		1-0-1											
0-0-0		0-0-0		0-0-0		NEUTRAL		0-0-0		0-0-0		0-0-0											
1-1-0		0-0-0		0-0-0		CONFERENCE		0-0-0		1-1-0		0-0-0											
1-0-0		0-0-0		0-0-0		HOME		0-0-0		1-0-0		0-0-0											
0-1-0		0-0-0		0-0-0		AWAY		0-0-0		0-1-0		0-0-0											
0-0-0		0-0-0		0-0-0		NEUTRAL		0-0-0		0-0-0		0-0-0											
RPI	S	Opponent		Score		RPI	S	Opponent		Score		RPI	S	Opponent		Score							
19	A	William & Mary		0 0								124	H	Drexel		1 0							
												138	A	Harvard		1 2							
												146	H	Cornell		1 0							
												185	A	Saint Joseph's		1 0							
												187	H	Fairleigh Dickinson		4 0							
												229	H	Lehigh		1 1							
												279	A	Old Dominion		2 2							
												288	H	Mt. St. Mary's		4 0							
												321	H	Saint Peter's		4 0							
						LAST 10 GAMES																	
						279 A Old Dominion 2 2						187 H Fairleigh Dickinson 4 0											
						19 A William & Mary 0 0						146 H Cornell 1 0											
						185 A Saint Joseph's 1 0						229 H Lehigh 1 1											
						124 H Drexel 1 0						138 A Harvard 1 2											
						288 H Mt. St. Mary's 4 0						321 H Saint Peter's 4 0											

Non-Div. I Games:

Penn

Average RPI Win: 203		WON-LOST RECORD		WINNING PCT. RANK		LAST 10 GAMES		STRENGTH OF SCHEDULE		OPP. STRENGTH OF SCHEDULE		TEAM RPI		ADJ RPI		CONF. RPI		ADJ CONF. RPI	
DIV. I ONLY		5-4-3		.54167 131		5-4-1		125		87		115		.53005 114		12		12	
DIV. I NON-CONF.		3-3-2		.5 147		3-3-0		196		45		146		.50003 146		12		12	
TOTALS		RPI 1-25		RPI 26-50		W-L RECORDS		RPI 51-100		RPI 101-150		RPI 150+							
5-4-3		0-2-0		1-1-0		OVERALL		1-1-0		0-0-1		3-0-2							
4-2-1		0-1-0		1-0-0		HOME		1-1-0		0-0-0		2-0-1							
1-1-2		0-0-0		0-1-0		AWAY		0-0-0		0-0-1		1-0-1							
0-1-0		0-1-0		0-0-0		NEUTRAL		0-0-0		0-0-0		0-0-0							
3-3-2		0-1-0		1-1-0		NON-CONFERENCE		0-1-0		0-0-0		2-0-2							
3-1-1		0-0-0		1-0-0		HOME		0-1-0		0-0-0		2-0-1							
0-1-1		0-0-0		0-0-		AWAY		0-0-0		0-0-0		0-0-1							
0-1-0		0-1-0		0-0-0		NEUTRAL		0-0-0		0-0-0		0-0-0							
2-1-1		0-1-0		0-0-0		CONFERENCE		1-0-0		0-0-1		1-0-0							
1-1-0		0-1-0		0-0-0		HOME		1-0-0		0-0-0		0-0-0							
1-0-1		0-0-0		0-0-0		AWAY		0-0-0		0-0-1		1-0-0							
0-0-0		0-0-0		0-0-0		NEUTRAL		0-0-0		0-0-0		0-0-0							
RPI S	Opponent		Score		RPI S	Opponent		Score		RPI S	Opponent		Score		RPI S	Opponent		Score	
12 N	UCF		1	2	30 H	Tennessee		1	0	67 H	Memphis		1	3	121 A	Charlotte		2	2
24 H	Colorado Col.		0	2	43 A	South Fla.		0	1	90 H	UAB		2	0	173 A	UT Martin		0	0
															180 H	Lipscomb		0	0
															278 A	Fla. Atlantic		1	0
															297 H	Tennessee Tech		3	0
															322 H	Alabama A&M		8	0
LAST 10 GAMES																			
					322 H	Alabama A&M		8	0	121 A	Charlotte		2	2					
					297 H	Tennessee Tech		3	0	278 A	Fla. Atlantic		1	0					
					30 H	Tennessee		1	0	24 H	Colorado Col.		0	2					
					12 N	UCF		1	2	90 H	UAB		2	0					
					43 A	South Fla.		0	1	67 H	Memphis		1	3					

Non-Div. I Games:

Middle Tenn.

Average RPI Win: 220		WON-LOST RECORD	WINNING PCT. RANK		LAST 10 GAMES	STRENGTH OF SCHEDULE	OPP. STRENGTH OF SCHEDULE	TEAM RPI	ADJ RPI		CONF. RPI	ADJ CONF. RPI		
Average RPI Loss: 69														
DIV. I ONLY		8-4-0	.66667	73	8-2-0	217	113	114	.5295	115	9	9		
DIV. I NON-CONF.		6-3-0	.66667	81	6-1-0	144	94	93	.55268	93	9	9		
TOTALS		RPI 1-25	RPI 26-50		W-L RECORDS	RPI 51-100		RPI 101-150		RPI 150+				
8-4-0		0-2-0	0-0-0		OVERALL	1-1-0		0-0-0		7-1-0				
5-1-0		0-1-0	0-0-0		HOME	1-0-0		0-0-0		4-0-0				
3-2-0		0-1-0	0-0-0		AWAY	0-0-0		0-0-0		3-1-0				
0-1-0		0-0-0	0-0-0		NEUTRAL	0-1-0		0-0-0		0-0-0				
6-3-0		0-2-0	0-0-0		NON-CONFERENCE	1-1-0		0-0-0		5-0-0				
3-1-0		0-1-0	0-0-0		HOME	1-0-0		0-0-0		2-0-0				
3-1-0		0-1-0	0-0-		AWAY	0-0-0		0-0-0		3-0-0				
0-1-0		0-0-0	0-0-0		NEUTRAL	0-1-0		0-0-0		0-0-0				
2-1-0		0-0-0	0-0-0		CONFERENCE	0-0-0		0-0-0		2-1-0				
2-0-0		0-0-0	0-0-0		HOME	0-0-0		0-0-0		2-0-0				
0-1-0		0-0-0	0-0-0		AWAY	0-0-0		0-0-0		0-1-0				
0-0-0		0-0-0	0-0-0		NEUTRAL	0-0-0		0-0-0		0-0-0				
RPI	S	Opponent	Score		RPI	S	Opponent	Score		RPI	S	Opponent	Score	
2	A	Penn St.	1	2						166	A	Northeastern	0	2
22	H	Boston College	5	6						183	H	UNC Wilmington	2	1
										185	A	Saint Joseph's	2	0
										238	H	Marist	3	0
										255	A	St. Bonaventure	1	0
										259	H	Col. of Charleston	3	2
										276	H	North Dakota St.	3	1
										306	A	Albany (NY)	6	0
LAST 10 GAMES														
255	A	St. Bonaventure	1	0	166	A	Northeastern	0	2					
57	H	Monmouth	2	1	259	H	Col. of Charleston	3	2					
306	A	Albany (NY)	6	0	183	H	UNC Wilmington	2	1					
238	H	Marist	3	0	185	A	Saint Joseph's	2	0					
22	H	Boston College	5	6	276	H	North Dakota St.	3	1					

Non-Div. I Games:

Hofstra

Average RPI Win:	164	WON-LOST RECORD		WINNING PCT. RANK		LAST 10 GAMES		STRENGTH OF SCHEDULE		OPP. STRENGTH OF SCHEDULE		TEAM RPI		ADJ RPI		CONF. RPI		ADJ CONF. RPI							
Average RPI Loss:	63																								
DIV. I ONLY		7-6-0		.53846	142	6-4-0		145		34		118		.52846	116	23		23							
DIV. I NON-CONF.		6-6-0		.5	147	5-4-0		130		16		122		.52665	120	21		22							
<hr/>																									
TOTALS		RPI 1-25		RPI 26-50		W-L RECORDS		RPI 51-100		RPI 101-150		RPI 150+													
7-6-0		1-1-0		0-1-0		OVERALL		0-3-0		1-1-0		5-0-0													
5-2-0		1-0-0		0-1-0		HOME		0-1-0		0-0-0		4-0-0													
2-4-0		0-1-0		0-0-0		AWAY		0-2-0		1-1-0		1-0-0													
0-0-0		0-0-0		0-0-0		NEUTRAL		0-0-0		0-0-0		0-0-0													
6-6-0		1-1-0		0-1-0		NON-CONFERENCE		0-3-0		1-1-0		4-0-0													
5-2-0		1-0-0		0-1-0		HOME		0-1-0		0-0-0		4-0-0													
1-4-0		0-1-0		0-0-		AWAY		0-2-0		1-1-0		0-0-0													
0-0-0		0-0-0		0-0-0		NEUTRAL		0-0-0		0-0-0		0-0-0													
1-0-0		0-0-0		0-0-0		CONFERENCE		0-0-0		0-0-0		1-0-0													
0-0-0		0-0-0		0-0-0		HOME		0-0-0		0-0-0		0-0-0													
1-0-0		0-0-0		0-0-0		AWAY		0-0-0		0-0-0		1-0-0													
0-0-0		0-0-0		0-0-0		NEUTRAL		0-0-0		0-0-0		0-0-0													
RPI	S	Opponent		Score		RPI	S	Opponent		Score		RPI	S	Opponent		Score		RPI	S	Opponent		Score			
11	H	Marquette		3	2	34	H	Wisconsin		1	4	62	A	Illinois		1	5	110	A	Kansas		0	2		
15	A	Minnesota		0	4							64	A	Texas		1	2	112	A	TCU		2	1		
												95	H	Milwaukee		1	2	164	H	Miami (OH)		3	2		
																		167	H	Southeast Mo. St.		4	0		
																		188	H	Saint Louis		4	1		
																		240	A	Indiana St.		2	1		
																		266	H	IPFW		4	0		
<hr/>																									
LAST 10 GAMES																									
188 H Saint Louis						4	1	240 A Indiana St.						2	1										
11 H Marquette						3	2	266 H IPFW						4	0										
167 H Southeast Mo. St.						4	0	110 A Kansas						0	2										
64 A Texas						1	2	95 H Milwaukee						1	2										
112 A TCU						2	1	62 A Illinois						1	5										

Non-Div. I Games:

Illinois St.

Average RPI Win:	200	WON-LOST	WINNING	LAST 10	STRENGTH OF	OPP. STRENGTH	TEAM	ADJ	CONF.	ADJ CONF.				
Average RPI Loss:	61	RECORD	PCT. RANK	GAMES	SCHEDULE	OF SCHEDULE	RPI	RPI	RPI	RPI				
DIV. I ONLY		5-7-0	.41667	204	4-6-0	53	98	116	.52803	117	8	8		
DIV. I NON-CONF.		4-7-0	.36364	239	3-6-0	46	84	131	.51699	130	8	8		
<hr/>														
TOTALS	RPI 1-25	RPI 26-50		W-L RECORDS		RPI 51-100		RPI 101-150		RPI 150+				
5-7-0	0-5-0	0-0-0		OVERALL		0-0-0		2-1-0		3-1-0				
4-1-0	0-0-0	0-0-0		HOME		0-0-0		1-0-0		3-1-0				
0-6-0	0-5-0	0-0-0		AWAY		0-0-0		0-1-0		0-0-0				
1-0-0	0-0-0	0-0-0		NEUTRAL		0-0-0		1-0-0		0-0-0				
<hr/>														
4-7-0	0-5-0	0-0-0		NON-CONFERENCE		0-0-0		1-1-0		3-1-0				
3-1-0	0-0-0	0-0-0		HOME		0-0-0		0-0-0		3-1-0				
0-6-0	0-5-0	0-0-		AWAY		0-0-0		0-1-0		0-0-0				
1-0-0	0-0-0	0-0-0		NEUTRAL		0-0-0		1-0-0		0-0-0				
<hr/>														
1-0-0	0-0-0	0-0-0		CONFERENCE		0-0-0		1-0-0		0-0-0				
1-0-0	0-0-0	0-0-0		HOME		0-0-0		1-0-0		0-0-0				
0-0-0	0-0-0	0-0-0		AWAY		0-0-0		0-0-0		0-0-0				
0-0-0	0-0-0	0-0-0		NEUTRAL		0-0-0		0-0-0		0-0-0				
<hr/>														
RPI	S	Opponent	Score		RPI	S	Opponent	Score		RPI	S	Opponent	Score	
6	A	Stanford	0	5						123	A	San Diego St.	0	1
11	A	Marquette	0	3						133	H	San Francisco	1	0
13	A	Denver	0	2						139	N	Loyola Chicago	3	0
17	A	California	2	4						191	H	Cal Poly	2	1
25	A	Colorado	0	2						223	H	New Mexico	1	0
										229	H	Lehigh	0	2
										314	H	Grand Canyon	3	0
<hr/>														
LAST 10 GAMES														
229	H	Lehigh	0	2	133	H	San Francisco	1	0					
223	H	New Mexico	1	0	191	H	Cal Poly	2	1					
139	N	Loyola Chicago	3	0	17	A	California	2	4					
11	A	Marquette	0	3	6	A	Stanford	0	5					
25	A	Colorado	0	2	13	A	Denver	0	2					

Non-Div. I Games:

St. Mary's (CA)

Average RPI Win:	194	WON-LOST RECORD	WINNING PCT. RANK	LAST 10 GAMES	STRENGTH OF SCHEDULE	OPP. STRENGTH OF SCHEDULE	TEAM RPI	ADJ RPI	CONF. RPI	ADJ CONF. RPI	
Average RPI Loss:	54										
DIV. I ONLY	6-6-1	.5	149	4-5-1	92	109	117	.52782	118	4	4
DIV. I NON-CONF.	4-4-0	.5	147	2-3-0	103	177	132	.51676	132	4	4
<hr/>											
TOTALS	RPI 1-25	RPI 26-50		W-L RECORDS		RPI 51-100		RPI 101-150		RPI 150+	
6-6-1	0-0-0	1-2-0		OVERALL		0-4-0		0-0-1		5-0-0	
4-2-0	0-0-0	1-1-0		HOME		0-1-0		0-0-0		3-0-0	
2-2-1	0-0-0	0-1-0		AWAY		0-1-0		0-0-1		2-0-0	
0-2-0	0-0-0	0-0-0		NEUTRAL		0-2-0		0-0-0		0-0-0	
<hr/>											
4-4-0	0-0-0	0-1-0		NON-CONFERENCE		0-3-0		0-0-0		4-0-0	
3-0-0	0-0-0	0-0-0		HOME		0-0-0		0-0-0		3-0-0	
1-2-0	0-0-0	0-0-		AWAY		0-1-0		0-0-0		1-0-0	
0-2-0	0-0-0	0-0-0		NEUTRAL		0-2-0		0-0-0		0-0-0	
<hr/>											
2-2-1	0-0-0	1-1-0		CONFERENCE		0-1-0		0-0-1		1-0-0	
1-2-0	0-0-0	1-1-0		HOME		0-1-0		0-0-0		0-0-0	
1-0-1	0-0-0	0-0-0		AWAY		0-0-0		0-0-1		1-0-0	
0-0-0	0-0-0	0-0-0		NEUTRAL		0-0-0		0-0-0		0-0-0	
<hr/>											
RPI S	Opponent	Score	RPI S	Opponent	Score	RPI S	Opponent	Score	RPI S	Opponent	Score
			27 H	Florida	1 0	52 N	Baylor	1 2	125 A	Vanderbilt	1 1
			31 A	Portland	2 3	56 H	Texas A&M	1 2	167 H	Southeast Mo. St.	4 0
			38 H	Georgia	0 1	67 A	Memphis	1 2	181 A	UMKC	3 0
						80 N	San Diego	1 2	184 A	Mississippi St.	3 1
									298 H	Pacific	5 1
									308 H	Eastern Ill.	3 0
<hr/>											
LAST 10 GAMES											
			184 A	Mississippi St.	3 1	56 H	Texas A&M	1 2			
			31 A	Portland	2 3	125 A	Vanderbilt	1 1			
			308 H	Eastern Ill.	3 0	27 H	Florida	1 0			
			80 N	San Diego	1 2	38 H	Georgia	0 1			
			52 N	Baylor	1 2	181 A	UMKC	3 0			

Non-Div. I Games:

Missouri

Average RPI Win:		187	WON-LOST		WINNING		LAST 10		STRENGTH OF		OPP. STRENGTH		TEAM		ADJ		CONF.		ADJ CONF.	
Average RPI Loss:		143	RECORD		PCT. RANK		GAMES		SCHEDULE		OF SCHEDULE		RPI		RPI		RPI		RPI	
DIV. I ONLY			5-4-0		.55556 123		5-4-0		107		185		119		.52339 119		10		10	
DIV. I NON-CONF.			4-3-0		.57143 126		4-3-0		142		203		133		.51458 133		11		11	
TOTALS		RPI 1-25		RPI 26-50		W-L RECORDS		RPI 51-100		RPI 101-150		RPI 150+								
5-4-0		0-1-0		0-0-0		OVERALL		2-0-0		0-2-0		3-1-0								
2-2-0		0-0-0		0-0-0		HOME		1-0-0		0-1-0		1-1-0								
3-2-0		0-1-0		0-0-0		AWAY		1-0-0		0-1-0		2-0-0								
0-0-0		0-0-0		0-0-0		NEUTRAL		0-0-0		0-0-0		0-0-0								
4-3-0		0-1-0		0-0-0		NON-CONFERENCE		1-0-0		0-1-0		3-1-0								
2-1-0		0-0-0		0-0-0		HOME		1-0-0		0-0-0		1-1-0								
2-2-0		0-1-0		0-0-		AWAY		0-0-0		0-1-0		2-0-0								
0-0-0		0-0-0		0-0-0		NEUTRAL		0-0-0		0-0-0		0-0-0								
1-1-0		0-0-0		0-0-0		CONFERENCE		1-0-0		0-1-0		0-0-0								
0-1-0		0-0-0		0-0-0		HOME		0-0-0		0-1-0		0-0-0								
1-0-0		0-0-0		0-0-0		AWAY		1-0-0		0-0-0		0-0-0								
0-0-0		0-0-0		0-0-0		NEUTRAL		0-0-0		0-0-0		0-0-0								
RPI	S	Opponent		Score		RPI	S	Opponent		Score		RPI	S	Opponent		Score				
4	A	Georgetown		0 8								94	A	Princeton		3 2				
												98	H	Stony Brook		1 0				
												138	H	Harvard		1 3				
												150	A	Fairfield		0 1				
												211	H	Hartford		2 0				
												214	A	Towson		4 3				
												280	H	Sacred Heart		1 2				
												320	A	UMass Lowell		3 1				
LAST 10 GAMES																				
211	H	Hartford		2 0		138	H	Harvard		1 3										
214	A	Towson		4 3		94	A	Princeton		3 2										
4	A	Georgetown		0 8		150	A	Fairfield		0 1										
320	A	UMass Lowell		3 1		280	H	Sacred Heart		1 2										
98	H	Stony Brook		1 0																

Non-Div. I Games:

Yale

Average RPI Win: 232		WON-LOST	WINNING	LAST 10	STRENGTH OF		OPP. STRENGTH	TEAM	ADJ	CONF.	ADJ CONF.
Average RPI Loss: 46		RECORD	PCT. RANK	GAMES	SCHEDULE		OF SCHEDULE	RPI	RPI	RPI	RPI
DIV. I ONLY		7-4-1	.625	89	6-3-1		210	104	120	.52238	120
DIV. I NON-CONF.		3-4-1	.4375	197	2-3-1		50	103	109	.53292	109
TOTALS		RPI 1-25	RPI 26-50		W-L RECORDS		RPI 51-100		RPI 101-150		RPI 150+
7-4-1	0-1-0	0-1-0		OVERALL		0-2-1		0-0-0		7-0-0	
5-1-0	0-0-0	0-0-0		HOME		0-1-0		0-0-0		5-0-0	
2-3-1	0-1-0	0-1-0		AWAY		0-1-1		0-0-0		2-0-0	
0-0-0	0-0-0	0-0-0		NEUTRAL		0-0-0		0-0-0		0-0-0	
3-4-1	0-1-0	0-1-0		NON-CONFERENCE		0-2-1		0-0-0		3-0-0	
3-1-0	0-0-0	0-0-0		HOME		0-1-0		0-0-0		3-0-0	
0-3-1	0-1-0	0-0-		AWAY		0-1-1		0-0-0		0-0-0	
0-0-0	0-0-0	0-0-0		NEUTRAL		0-0-0		0-0-0		0-0-0	
4-0-0	0-0-0	0-0-0		CONFERENCE		0-0-0		0-0-0		4-0-0	
2-0-0	0-0-0	0-0-0		HOME		0-0-0		0-0-0		2-0-0	
2-0-0	0-0-0	0-0-0		AWAY		0-0-0		0-0-0		2-0-0	
0-0-0	0-0-0	0-0-0		NEUTRAL		0-0-0		0-0-0		0-0-0	
RPI S	Opponent	Score		RPI S	Opponent	Score		RPI S	Opponent	Score	
14 A	Michigan	1	2	49 A	Indiana	0	1	54 A	Ohio St.	1	2
								65 H	Michigan St.	2	3
								85 A	Butler	1	1
								189 A	Central Mich.	3	0
								197 H	Detroit	3	2
								217 H	Toledo	4	3
								231 H	Stetson	5	1
								240 H	Indiana St.	4	0
								247 H	Northern Ill.	4	1
								302 A	Bowling Green	2	1
LAST 10 GAMES											
	231 H	Stetson	5	1		189 A	Central Mich.	3	0		
	65 H	Michigan St.	2	3		302 A	Bowling Green	2	1		
	85 A	Butler	1	1		217 H	Toledo	4	3		
	49 A	Indiana	0	1		247 H	Northern Ill.	4	1		
	14 A	Michigan	1	2		240 H	Indiana St.	4	0		

Non-Div. I Games:

Eastern Mich.

Average RPI Win: 202		WON-LOST	WINNING	LAST 10	STRENGTH OF		OPP. STRENGTH	TEAM	ADJ	CONF.	ADJ CONF.
Average RPI Loss: 102		RECORD	PCT. RANK	GAMES	SCHEDULE		OF SCHEDULE	RPI	RPI	RPI	RPI
DIV. I ONLY		7-4-1	.625	89	5-4-1		196	130	121	.52199	121
DIV. I NON-CONF.		5-3-0	.625	96	3-3-0		121	142	97	.54401	96
TOTALS		RPI 1-25	RPI 26-50		W-L RECORDS		RPI 51-100		RPI 101-150		RPI 150+
7-4-1		0-1-0	0-1-0		OVERALL		0-0-0		1-0-1		6-2-0
5-1-1		0-0-0	0-1-0		HOME		0-0-0		1-0-1		4-0-0
2-3-0		0-1-0	0-0-0		AWAY		0-0-0		0-0-0		2-2-0
0-0-0		0-0-0	0-0-0		NEUTRAL		0-0-0		0-0-0		0-0-0
5-3-0		0-1-0	0-1-0		NON-CONFERENCE		0-0-0		1-0-0		4-1-0
4-1-0		0-0-0	0-1-0		HOME		0-0-0		1-0-0		3-0-0
1-2-0		0-1-0	0-0-		AWAY		0-0-0		0-0-0		1-1-0
0-0-0		0-0-0	0-0-0		NEUTRAL		0-0-0		0-0-0		0-0-0
2-1-1		0-0-0	0-0-0		CONFERENCE		0-0-0		0-0-1		2-1-0
1-0-1		0-0-0	0-0-0		HOME		0-0-0		0-0-1		1-0-0
1-1-0		0-0-0	0-0-0		AWAY		0-0-0		0-0-0		1-1-0
0-0-0		0-0-0	0-0-0		NEUTRAL		0-0-0		0-0-0		0-0-0
RPI S	Opponent	Score		RPI S	Opponent	Score		RPI S	Opponent	Score	
10 A	Virginia Tech	0	2	46 H	James Madison	2	3	108 H	Liberty	1	0
								114 H	Middle Tenn.	2	2
								152 A	Western Caro.	1	0
								174 A	East Carolina	0	2
								176 A	FIU	2	0
								178 A	Davidson	0	1
								183 H	UNC Wilmington	1	0
								234 H	UTSA	2	0
								259 H	Col. of Charleston	6	0
								299 H	Gardner-Webb	2	1
LAST 10 GAMES											
	259 H	Col. of Charleston	6	0		114 H	Middle Tenn.	2	2		
	46 H	James Madison	2	3		234 H	UTSA	2	0		
	152 A	Western Caro.	1	0		174 A	East Carolina	0	2		
	10 A	Virginia Tech	0	2		176 A	FIU	2	0		
	299 H	Gardner-Webb	2	1		178 A	Davidson	0	1		

Non-Div. I Games:

Charlotte

Average RPI Win:		226	WON-LOST RECORD		WINNING PCT. RANK		LAST 10 GAMES		STRENGTH OF SCHEDULE		OPP. STRENGTH OF SCHEDULE		TEAM RPI		ADJ RPI		CONF. RPI		ADJ CONF. RPI	
DIV. I ONLY			5-6-0		.45455 185		5-5-0		61		194		122		.5215 122		25		25	
DIV. I NON-CONF.			2-5-0		.28571 262		2-4-0		13		88		108		.53299 108		26		26	
TOTALS		RPI 1-25		RPI 26-50		W-L RECORDS		RPI 51-100		RPI 101-150		RPI 150+								
5-6-0		0-2-0		0-1-0		OVERALL		0-0-0		1-2-0		4-1-0								
4-2-0		0-0-0		0-0-0		HOME		0-0-0		1-1-0		3-1-0								
1-4-0		0-2-0		0-1-0		AWAY		0-0-0		0-1-0		1-0-0								
0-0-0		0-0-0		0-0-0		NEUTRAL		0-0-0		0-0-0		0-0-0								
2-5-0		0-2-0		0-1-0		NON-CONFERENCE		0-0-0		1-2-0		1-0-0								
2-1-0		0-0-0		0-0-0		HOME		0-0-0		1-1-0		1-0-0								
0-4-0		0-2-0		0-0-		AWAY		0-0-0		0-1-0		0-0-0								
0-0-0		0-0-0		0-0-0		NEUTRAL		0-0-0		0-0-0		0-0-0								
3-1-0		0-0-0		0-0-0		CONFERENCE		0-0-0		0-0-0		3-1-0								
2-1-0		0-0-0		0-0-0		HOME		0-0-0		0-0-0		2-1-0								
1-0-0		0-0-0		0-0-0		AWAY		0-0-0		0-0-0		1-0-0								
0-0-0		0-0-0		0-0-0		NEUTRAL		0-0-0		0-0-0		0-0-0								
RPI	S	Opponent		Score		RPI	S	Opponent		Score		RPI	S	Opponent		Score				
10	A	Virginia Tech		1	7	47	A	Navy		1	4	104	H	UNC Greensboro		1	3			
19	A	William & Mary		0	3							129	A	Elon		0	5			
												132	H	Appalachian St.		2	1			
												171	H	Winthrop		1	2			
												174	H	East Carolina		1	0			
												203	H	Coastal Caro.		3	2			
												299	A	Gardner-Webb		1	0			
												324	H	VMI		6	0			
LAST 10 GAMES																				
132 H Appalachian St.						2	1	203 H Coastal Caro.						3	2					
47 A Navy						1	4	171 H Winthrop						1	2					
129 A Elon						0	5	299 A Gardner-Webb						1	0					
104 H UNC Greensboro						1	3	324 H VMI						6	0					
19 A William & Mary						0	3	174 H East Carolina						1	0					

Non-Div. I Games:

High Point

Average RPI Win:		202	WON-LOST		WINNING	LAST 10		STRENGTH OF		OPP. STRENGTH	TEAM	ADJ		CONF.	ADJ CONF.
Average RPI Loss:		39	RECORD		PCT. RANK	GAMES		SCHEDULE		OF SCHEDULE	RPI	RPI		RPI	RPI
DIV. I ONLY			5-5-2		.5	149		4-4-2		123	67	123		.52137	123
DIV. I NON-CONF.			2-5-2		.33333	244		1-4-2		34	17	113		.53123	111
TOTALS		RPI 1-25		RPI 26-50		W-L RECORDS		RPI 51-100		RPI 101-150		RPI 150+			
5-5-2		0-2-0		0-2-0		OVERALL		1-0-1		1-1-0		3-0-1			
5-1-1		0-0-0		0-1-0		HOME		1-0-0		1-0-0		3-0-1			
0-3-1		0-2-0		0-1-0		AWAY		0-0-1		0-0-0		0-0-0			
0-1-0		0-0-0		0-0-0		NEUTRAL		0-0-0		0-1-0		0-0-0			
2-5-2		0-2-0		0-2-0		NON-CONFERENCE		1-0-1		1-1-0		0-0-1			
2-1-1		0-0-0		0-1-0		HOME		1-0-0		1-0-0		0-0-1			
0-3-1		0-2-0		0-0-		AWAY		0-0-1		0-0-0		0-0-0			
0-1-0		0-0-0		0-0-0		NEUTRAL		0-0-0		0-1-0		0-0-0			
3-0-0		0-0-0		0-0-0		CONFERENCE		0-0-0		0-0-0		3-0-0			
3-0-0		0-0-0		0-0-0		HOME		0-0-0		0-0-0		3-0-0			
0-0-0		0-0-0		0-0-0		AWAY		0-0-0		0-0-0		0-0-0			
0-0-0		0-0-0		0-0-0		NEUTRAL		0-0-0		0-0-0		0-0-0			
RPI S	Opponent	Score		RPI S	Opponent	Score		RPI S	Opponent	Score		RPI S	Opponent	Score	
5 A	UCLA	0	2	31 H	Portland	1	2	65 A	Michigan St.	1	1	105 N	Southern California	1	4
14 A	Michigan	1	3	41 A	Pepperdine	0	2	80 H	San Diego	3	0	117 H	St. Mary's (CA)	1	0
												204 H	Fresno St.	2	1
												232 H	Houston	0	0
												295 H	San Jose St.	2	0
												313 H	Colorado St.	3	0
LAST 10 GAMES															
41 A	Pepperdine	0	2	313 H	Colorado St.	3	0								
5 A	UCLA	0	2	295 H	San Jose St.	2	0								
232 H	Houston	0	0	204 H	Fresno St.	2	1								
14 A	Michigan	1	3	31 H	Portland	1	2								
65 A	Michigan St.	1	1	80 H	San Diego	3	0								

Non-Div. I Games:

San Diego St.

Average RPI Win: 227		WON-LOST RECORD	WINNING PCT. RANK		LAST 10 GAMES	STRENGTH OF SCHEDULE	OPP. STRENGTH OF SCHEDULE	TEAM RPI	ADJ RPI	CONF. RPI	ADJ CONF. RPI												
Average RPI Loss: 76																							
DIV. I ONLY		4-8-1	.34615	244	3-7-0	32	138	124	.51917	124	9	9											
DIV. I NON-CONF.		4-5-1	.45	184	3-4-0	36	168	99	.53984	101	9	9											
<hr/>																							
TOTALS		RPI 1-25		RPI 26-50		W-L RECORDS		RPI 51-100		RPI 101-150		RPI 150+											
4-8-1		0-2-0		0-2-0		OVERALL		0-1-1		0-2-0		4-1-0											
2-4-1		0-1-0		0-1-0		HOME		0-1-1		0-1-0		2-0-0											
2-4-0		0-1-0		0-1-0		AWAY		0-0-0		0-1-0		2-1-0											
0-0-0		0-0-0		0-0-0		NEUTRAL		0-0-0		0-0-0		0-0-0											
4-5-1		0-1-0		0-1-0		NON-CONFERENCE		0-1-1		0-2-0		4-0-0											
2-2-1		0-0-0		0-0-0		HOME		0-1-1		0-1-0		2-0-0											
2-3-0		0-1-0		0-0-		AWAY		0-0-0		0-1-0		2-0-0											
0-0-0		0-0-0		0-0-0		NEUTRAL		0-0-0		0-0-0		0-0-0											
0-3-0		0-1-0		0-1-0		CONFERENCE		0-0-0		0-0-0		0-1-0											
0-2-0		0-1-0		0-1-0		HOME		0-0-0		0-0-0		0-0-0											
0-1-0		0-0-0		0-0-0		AWAY		0-0-0		0-0-0		0-1-0											
0-0-0		0-0-0		0-0-0		NEUTRAL		0-0-0		0-0-0		0-0-0											
RPI	S	Opponent		Score		RPI	S	Opponent		Score		RPI	S	Opponent		Score							
19	H	William & Mary		0	2	26	A	Rutgers		0	1	58	H	La Salle		0	4						
24	A	Colorado Col.		0	3	46	H	James Madison		0	2	89	H	Villanova		1	1						
												108	H	Liberty		0	3						
												113	A	Penn		0	1						
												193	A	UMBC		3	0						
												207	H	Longwood		1	0						
												214	A	Towson		0	3						
												238	H	Marist		2	1						
												268	A	Air Force		1	0						
												LAST 10 GAMES											
												24	A	Colorado Col.		0	3	46	H	James Madison		0	2
												113	A	Penn		0	1	19	H	William & Mary		0	2
												207	H	Longwood		1	0	214	A	Towson		0	3
												108	H	Liberty		0	3	58	H	La Salle		0	4
												193	A	UMBC		3	0	268	A	Air Force		1	0

Non-Div. I Games:

Drexel

Average RPI Win:	119	WON-LOST	WINNING	LAST 10	STRENGTH OF	OPP. STRENGTH	TEAM	ADJ	CONF.	ADJ CONF.	
Average RPI Loss:	74	RECORD	PCT. RANK	GAMES	SCHEDULE	OF SCHEDULE	RPI	RPI	RPI	RPI	
DIV. I ONLY	3-7-3	.34615	244	2-6-2	56	57	131	.5189	125	4	4
DIV. I NON-CONF.	3-3-2	.5	147	2-2-1	64	55	95	.54891	94	4	4
<hr/>											
TOTALS	RPI 1-25	RPI 26-50		W-L RECORDS	RPI 51-100		RPI 101-150		RPI 150+		
3-7-3	0-0-0	1-1-0		OVERALL	1-5-2		0-1-1		1-0-0		
1-4-2	0-0-0	0-1-0		HOME	0-2-1		0-1-1		1-0-0		
2-3-0	0-0-0	1-0-0		AWAY	1-3-0		0-0-0		0-0-0		
0-0-1	0-0-0	0-0-0		NEUTRAL	0-0-1		0-0-0		0-0-0		
<hr/>											
3-3-2	0-0-0	1-0-0		NON-CONFERENCE	1-2-2		0-1-0		1-0-0		
1-2-1	0-0-0	0-0-0		HOME	0-1-1		0-1-0		1-0-0		
2-1-0	0-0-0	1-0-		AWAY	1-1-0		0-0-0		0-0-0		
0-0-1	0-0-0	0-0-0		NEUTRAL	0-0-1		0-0-0		0-0-0		
<hr/>											
0-4-1	0-0-0	0-1-0		CONFERENCE	0-3-0		0-0-1		0-0-0		
0-2-1	0-0-0	0-1-0		HOME	0-1-0		0-0-1		0-0-0		
0-2-0	0-0-0	0-0-0		AWAY	0-2-0		0-0-0		0-0-0		
0-0-0	0-0-0	0-0-0		NEUTRAL	0-0-0		0-0-0		0-0-0		
<hr/>											
RPI S	Opponent	Score	RPI S	Opponent	Score	RPI S	Opponent	Score	RPI S	Opponent	Score
			33 H	Kentucky	1 2	51 H	Oklahoma St.	2 2	118 H	Missouri	1 1
			34 A	Wisconsin	4 3	55 H	LSU	1 2	134 H	Rice	2 3
						56 A	Texas A&M	0 3	256 H	Georgia St.	4 0
						67 A	Memphis	2 1			
						69 A	Alabama	2 5			
						82 A	Samford	2 3			
						90 H	UAB	1 3			
						95 N	Milwaukee	4 4			
<hr/>											
LAST 10 GAMES											
			256 H	Georgia St.	4 0	33 H	Kentucky	1 2			
			82 A	Samford	2 3	118 H	Missouri	1 1			
			95 N	Milwaukee	4 4	56 A	Texas A&M	0 3			
			34 A	Wisconsin	4 3	69 A	Alabama	2 5			
			134 H	Rice	2 3	55 H	LSU	1 2			

Non-Div. I Games:

Vanderbilt

Average RPI Win: 222		WON-LOST	WINNING	LAST 10	STRENGTH OF		OPP. STRENGTH	TEAM	ADJ	CONF.	ADJ CONF.
Average RPI Loss: 46		RECORD	PCT. RANK	GAMES	SCHEDULE		OF SCHEDULE	RPI	RPI	RPI	RPI
DIV. I ONLY		7-5-1	.57692	115	5-4-1		182	96	125	.51798	126
DIV. I NON-CONF.		6-3-0	.66667	81	4-2-0		228	76	121	.5262	122
TOTALS		RPI 1-25	RPI 26-50		W-L RECORDS		RPI 51-100		RPI 101-150		RPI 150+
7-5-1	0-3-0	0-0-0		OVERALL		0-1-0		2-1-1		5-0-0	
4-1-1	0-0-0	0-0-0		HOME		0-1-0		0-0-1		4-0-0	
3-3-0	0-2-0	0-0-0		AWAY		0-0-0		2-1-0		1-0-0	
0-1-0	0-1-0	0-0-0		NEUTRAL		0-0-0		0-0-0		0-0-0	
6-3-0	0-2-0	0-0-0		NON-CONFERENCE		0-1-0		2-0-0		4-0-0	
3-1-0	0-0-0	0-0-0		HOME		0-1-0		0-0-0		3-0-0	
3-1-0	0-1-0	0-0-		AWAY		0-0-0		2-0-0		1-0-0	
0-1-0	0-1-0	0-0-0		NEUTRAL		0-0-0		0-0-0		0-0-0	
1-2-1	0-1-0	0-0-0		CONFERENCE		0-0-0		0-1-1		1-0-0	
1-0-1	0-0-0	0-0-0		HOME		0-0-0		0-0-1		1-0-0	
0-2-0	0-1-0	0-0-0		AWAY		0-0-0		0-1-0		0-0-0	
0-0-0	0-0-0	0-0-0		NEUTRAL		0-0-0		0-0-0		0-0-0	
RPI S	Opponent	Score		RPI S	Opponent	Score		RPI S	Opponent	Score	
9 A	Wake Forest	1	2					51 H	Oklahoma St.	1	2
10 N	Virginia Tech	2	4					103 A	Oklahoma	5	0
24 A	Colorado Col.	2	3					112 A	TCU	2	0
								134 A	Rice	0	4
								148 H	Southern Miss.	1	1
								225 H	Louisiana Tech	1	0
								242 H	Houston Baptist	1	0
								263 H	McNeese St.	2	0
								284 H	Sam Houston St.	3	0
								327 A	Texas Southern	9	1
LAST 10 GAMES											
103 A	Oklahoma	5	0	24 A	Colorado Col.	2	3				
263 H	McNeese St.	2	0	134 A	Rice	0	4				
112 A	TCU	2	0	225 H	Louisiana Tech	1	0				
284 H	Sam Houston St.	3	0	148 H	Southern Miss.	1	1				
10 N	Virginia Tech	2	4	51 H	Oklahoma St.	1	2				

Non-Div. I Games:

North Texas

Average RPI Win:		236	WON-LOST RECORD		WINNING PCT. RANK		LAST 10 GAMES		STRENGTH OF SCHEDULE		OPP. STRENGTH OF SCHEDULE		TEAM RPI		ADJ RPI		CONF. RPI		ADJ CONF. RPI	
DIV. I ONLY			6-5-0		.54545 126		6-4-0		143		118		126		.51756 127		17		17	
DIV. I NON-CONF.			4-4-0		.5 147		4-3-0		136		83		135		.51342 135		18		18	
TOTALS		RPI 1-25		RPI 26-50		W-L RECORDS		RPI 51-100		RPI 101-150		RPI 150+								
6-5-0		0-1-0		0-2-0		OVERALL		0-2-0		0-0-0		6-0-0								
2-3-0		0-1-0		0-1-0		HOME		0-1-0		0-0-0		2-0-0								
3-2-0		0-0-0		0-1-0		AWAY		0-1-0		0-0-0		3-0-0								
1-0-0		0-0-0		0-0-0		NEUTRAL		0-0-0		0-0-0		1-0-0								
4-4-0		0-1-0		0-2-0		NON-CONFERENCE		0-1-0		0-0-0		4-0-0								
1-3-0		0-1-0		0-1-0		HOME		0-1-0		0-0-0		1-0-0								
2-1-0		0-0-0		0-0-		AWAY		0-0-0		0-0-0		2-0-0								
1-0-0		0-0-0		0-0-0		NEUTRAL		0-0-0		0-0-0		1-0-0								
2-1-0		0-0-0		0-0-0		CONFERENCE		0-1-0		0-0-0		2-0-0								
1-0-0		0-0-0		0-0-0		HOME		0-0-0		0-0-0		1-0-0								
1-1-0		0-0-0		0-0-0		AWAY		0-1-0		0-0-0		1-0-0								
0-0-0		0-0-0		0-0-0		NEUTRAL		0-0-0		0-0-0		0-0-0								
RPI	S	Opponent		Score		RPI	S	Opponent		Score		RPI	S	Opponent		Score				
15	H	Minnesota		0 3		38	A	Georgia		0 1		84	H	Furman		1 2				
						45	H	Miami (FL)		2 3		100	A	FGCU		1 2				

Non-Div. I Games: Flagler 6 0

Jacksonville

Average RPI Win: 262		WON-LOST RECORD		WINNING PCT. RANK		LAST 10 GAMES		STRENGTH OF SCHEDULE		OPP. STRENGTH OF SCHEDULE		TEAM RPI		ADJ RPI		CONF. RPI		ADJ CONF. RPI	
DIV. I ONLY		6-6-2		.5 149		3-5-2		102		145		127		.51724 128		7		6	
DIV. I NON-CONF.		6-4-1		.59091 122		3-3-1		154		165		127		.52059 127		7		6	
TOTALS		RPI 1-25		RPI 26-50		W-L RECORDS		RPI 51-100		RPI 101-150		RPI 150+							
6-6-2		0-3-0		0-1-0		OVERALL		0-2-0		0-0-1		6-0-1							
2-2-1		0-1-0		0-1-0		HOME		0-0-0		0-0-1		2-0-0							
4-4-1		0-2-0		0-0-0		AWAY		0-2-0		0-0-0		4-0-1							
0-0-0		0-0-0		0-0-0		NEUTRAL		0-0-0		0-0-0		0-0-0							
6-4-1		0-3-0		0-0-0		NON-CONFERENCE		0-1-0		0-0-0		6-0-1							
2-1-0		0-1-0		0-0-0		HOME		0-0-0		0-0-0		2-0-0							
4-3-1		0-2-0		0-0-		AWAY		0-1-0		0-0-0		4-0-1							
0-0-0		0-0-0		0-0-0		NEUTRAL		0-0-0		0-0-0		0-0-0							
0-2-1		0-0-0		0-1-0		CONFERENCE		0-1-0		0-0-1		0-0-0							
0-1-1		0-0-0		0-1-0		HOME		0-0-0		0-0-1		0-0-0							
0-1-0		0-0-0		0-0-0		AWAY		0-1-0		0-0-0		0-0-0							
0-0-0		0-0-0		0-0-0		NEUTRAL		0-0-0		0-0-0		0-0-0							
RPI S	Opponent		Score		RPI S	Opponent		Score		RPI S	Opponent		Score		RPI S	Opponent		Score	
6 A	Stanford		1	3	42 H	Texas Tech		1	2	64 A	Texas		1	3	110 H	Kansas		0	0
15 H	Minnesota		0	1						79 A	Iowa		0	3	188 A	Saint Louis		2	0
16 A	Santa Clara		1	5											208 A	South Dakota St.		2	1
															267 A	Drake		1	1
															272 H	Western Ill.		2	0
															285 A	South Dakota		3	1
															304 H	North Dakota		4	0
															317 A	UNI		2	0
LAST 10 GAMES																			
317 A	UNI		2	0	267 A	Drake		1	1										
6 A	Stanford		1	3	110 H	Kansas		0	0										
16 A	Santa Clara		1	5	64 A	Texas		1	3										
304 H	North Dakota		4	0	42 H	Texas Tech		1	2										
79 A	Iowa		0	3	188 A	Saint Louis		2	0										

Non-Div. I Games:

Iowa St.

Average RPI Win: 197		WON-LOST	WINNING	LAST 10	STRENGTH OF		OPP. STRENGTH	TEAM	ADJ	CONF.	ADJ CONF.
Average RPI Loss: 186		RECORD	PCT. RANK	GAMES	SCHEDULE		OF SCHEDULE	RPI	RPI	RPI	RPI
DIV. I ONLY		6-2-3	.68182	69	5-2-2		253	122	129	.51692	129
DIV. I NON-CONF.		5-1-2	.75	51	4-1-1		267	124	123	.52496	123
TOTALS		RPI 1-25	RPI 26-50		W-L RECORDS		RPI 51-100		RPI 101-150		RPI 150+
6-2-3	0-0-0	0-0-0		OVERALL		0-0-1		2-0-1		4-2-1	
3-0-1	0-0-0	0-0-0		HOME		0-0-0		2-0-0		1-0-1	
2-1-2	0-0-0	0-0-0		AWAY		0-0-1		0-0-1		2-1-0	
1-1-0	0-0-0	0-0-0		NEUTRAL		0-0-0		0-0-0		1-1-0	
5-1-2	0-0-0	0-0-0		NON-CONFERENCE		0-0-1		2-0-0		3-1-1	
2-0-1	0-0-0	0-0-0		HOME		0-0-0		2-0-0		0-0-1	
2-0-1	0-0-0	0-0-		AWAY		0-0-1		0-0-0		2-0-0	
1-1-0	0-0-0	0-0-0		NEUTRAL		0-0-0		0-0-0		1-1-0	
1-1-1	0-0-0	0-0-0		CONFERENCE		0-0-0		0-0-1		1-1-0	
1-0-0	0-0-0	0-0-0		HOME		0-0-0		0-0-0		1-0-0	
0-1-1	0-0-0	0-0-0		AWAY		0-0-0		0-0-1		0-1-0	
0-0-0	0-0-0	0-0-0		NEUTRAL		0-0-0		0-0-0		0-0-0	
RPI S	Opponent	Score	RPI S	Opponent	Score	RPI S	Opponent	Score	RPI S	Opponent	Score
						70 A	VCU	1 1	108 H	Liberty	2 0
									122 H	High Point	5 0
									132 A	Appalachian St.	3 3
									152 H	Western Caro.	3 1
									165 A	Citadel	1 2
									174 H	East Carolina	1 1
									203 A	Coastal Caro.	2 0
									207 N	Longwood	3 4
									282 N	A&M-Corpus Christi	3 0
									315 A	Francis Marion	6 1
LAST 10 GAMES											
			108 H	Liberty	2 0		315 A	Francis Marion	6 1		
			282 N	A&M-Corpus Christi	3 0		165 A	Citadel	1 2		
			207 N	Longwood	3 4		132 A	Appalachian St.	3 3		
			122 H	High Point	5 0		152 H	Western Caro.	3 1		
			174 H	East Carolina	1 1		70 A	VCU	1 1		

Non-Div. I Games: Greensboro 3 0

Elon

Average RPI Win:	249	WON-LOST RECORD	WINNING PCT. RANK	LAST 10 GAMES	STRENGTH OF SCHEDULE	OPP. STRENGTH OF SCHEDULE	TEAM RPI	ADJ RPI	CONF. RPI	ADJ CONF. RPI	
DIV. I ONLY		9-3-2	.71429 55	6-3-1	241	247	128	.51673 130	20	21	
DIV. I NON-CONF.		7-3-1	.68182 80	4-3-0	233	257	138	.50864 138	22	21	
<hr/>											
TOTALS	RPI 1-25		RPI 26-50	W-L RECORDS		RPI 51-100		RPI 101-150		RPI 150+	
9-3-2	0-0-0		0-1-0	OVERALL		0-1-0		1-0-0		8-1-2	
4-0-1	0-0-0		0-0-0	HOME		0-0-0		0-0-0		4-0-1	
3-3-1	0-0-0		0-1-0	AWAY		0-1-0		1-0-0		2-1-1	
2-0-0	0-0-0		0-0-0	NEUTRAL		0-0-0		0-0-0		2-0-0	
7-3-1	0-0-0		0-1-0	NON-CONFERENCE		0-1-0		1-0-0		6-1-1	
4-0-0	0-0-0		0-0-0	HOME		0-0-0		0-0-0		4-0-0	
1-3-1	0-0-0		0-0-	AWAY		0-1-0		1-0-0		0-1-1	
2-0-0	0-0-0		0-0-0	NEUTRAL		0-0-0		0-0-0		2-0-0	
2-0-1	0-0-0		0-0-0	CONFERENCE		0-0-0		0-0-0		2-0-1	
0-0-1	0-0-0		0-0-0	HOME		0-0-0		0-0-0		0-0-1	
2-0-0	0-0-0		0-0-0	AWAY		0-0-0		0-0-0		2-0-0	
0-0-0	0-0-0		0-0-0	NEUTRAL		0-0-0		0-0-0		0-0-0	
<hr/>											
RPI S	Opponent	Score	RPI S	Opponent	Score	RPI S	Opponent	Score	RPI S	Opponent	Score
			43 A	South Fla.	0 1	90 A	UAB	2 3	148 A	Southern Miss.	3 2
									153 A	Nicholls St.	1 1
									179 H	Texas St.	2 2
									184 H	Mississippi St.	3 2
									194 A	Arkansas St.	2 0
									219 A	North Florida	0 1
									225 N	Louisiana Tech	1 0
									265 A	UALR	1 0
									277 H	Murray St.	2 0
									307 H	Southern U.	8 0
									319 N	Jackson St.	5 0
									322 H	Alabama A&M	11 0
<hr/>											
LAST 10 GAMES											
			322 H	Alabama A&M	11 0	194 A	Arkansas St.	2 0			
			277 H	Murray St.	2 0	265 A	UALR	1 0			
			307 H	Southern U.	8 0	179 H	Texas St.	2 2			
			90 A	UAB	2 3	219 A	North Florida	0 1			
			148 A	Southern Miss.	3 2	43 A	South Fla.	0 1			

Non-Div. I Games:

South Ala.

Average RPI Win:		239	WON-LOST RECORD		WINNING PCT. RANK		LAST 10 GAMES		STRENGTH OF SCHEDULE		OPP. STRENGTH OF SCHEDULE		TEAM RPI		ADJ RPI		CONF. RPI		ADJ CONF. RPI	
DIV. I ONLY			5-4-3		.54167 131		5-2-3		112		229		130		.51502 131		22		22	
DIV. I NON-CONF.			4-3-2		.55556 136		4-1-2		65		191		96		.54344 97		20		20	
TOTALS		RPI 1-25		RPI 26-50		W-L RECORDS		RPI 51-100		RPI 101-150		RPI 150+								
5-4-3		0-2-0		0-0-0		OVERALL		1-1-0		0-0-1		4-1-2								
1-0-1		0-0-0		0-0-0		HOME		0-0-0		0-0-0		1-0-1								
3-2-1		0-0-0		0-0-0		AWAY		0-1-0		0-0-0		3-1-1								
1-2-1		0-2-0		0-0-0		NEUTRAL		1-0-0		0-0-1		0-0-0								
4-3-2		0-2-0		0-0-0		NON-CONFERENCE		1-1-0		0-0-1		3-0-1								
1-0-1		0-0-0		0-0-0		HOME		0-0-0		0-0-0		1-0-1								
2-1-0		0-0-0		0-0-		AWAY		0-1-0		0-0-0		2-0-0								
1-2-1		0-2-0		0-0-0		NEUTRAL		1-0-0		0-0-1		0-0-0								
1-1-1		0-0-0		0-0-0		CONFERENCE		0-0-0		0-0-0		1-1-1								
0-0-0		0-0-0		0-0-0		HOME		0-0-0		0-0-0		0-0-0								
1-1-1		0-0-0		0-0-0		AWAY		0-0-0		0-0-0		1-1-1								
0-0-0		0-0-0		0-0-0		NEUTRAL		0-0-0		0-0-0		0-0-0								
RPI	S	Opponent		Score		RPI	S	Opponent		Score		RPI	S	Opponent		Score				
13	N	Denver		0	3			88 A Creighton		1	4	145	N	UNLV		1	1			
25	N	Colorado		0	3			98 N Stony Brook		1	0	155	A	Portland St.		1	3			
												250	A	Wyoming		1	0			
												264	H	New Mexico St.		0	0			
												268	H	Air Force		1	0			
												274	A	Neb. Omaha		4	0			
												287	A	Sacramento St.		0	0			
												304	A	North Dakota		2	1			
LAST 10 GAMES																				
250	A	Wyoming		1	0	304	A	North Dakota		2	1									
264	H	New Mexico St.		0	0	287	A	Sacramento St.		0	0									
268	H	Air Force		1	0	155	A	Portland St.		1	3									
88	A	Creighton		1	4	98	N	Stony Brook		1	0									
274	A	Neb. Omaha		4	0	145	N	UNLV		1	1									

Non-Div. I Games:

Northern Colo.

Average RPI Win: 220		WON-LOST	WINNING	LAST 10	STRENGTH OF		OPP. STRENGTH	TEAM	ADJ	CONF.	ADJ CONF.						
Average RPI Loss: 123		RECORD	PCT. RANK	GAMES	SCHEDULE		OF SCHEDULE	RPI	RPI	RPI	RPI						
DIV. I ONLY		5-4-2	.54545	126	4-4-2		141	158	132	.51341	132	13	13				
DIV. I NON-CONF.		3-4-0	.42857	204	2-4-0		139	157	172	.48618	172	13	13				
<hr/>																	
TOTALS		RPI 1-25		RPI 26-50		W-L RECORDS		RPI 51-100		RPI 101-150		RPI 150+					
5-4-2		0-1-0		0-0-0		OVERALL		0-0-0		0-2-2		5-1-0					
2-2-1		0-0-0		0-0-0		HOME		0-0-0		0-1-1		2-1-0					
2-2-1		0-1-0		0-0-0		AWAY		0-0-0		0-1-1		2-0-0					
1-0-0		0-0-0		0-0-0		NEUTRAL		0-0-0		0-0-0		1-0-0					
<hr/>																	
3-4-0		0-1-0		0-0-0		NON-CONFERENCE		0-0-0		0-2-0		3-1-0					
2-2-0		0-0-0		0-0-0		HOME		0-0-0		0-1-0		2-1-0					
0-2-0		0-1-0		0-0-		AWAY		0-0-0		0-1-0		0-0-0					
1-0-0		0-0-0		0-0-0		NEUTRAL		0-0-0		0-0-0		1-0-0					
<hr/>																	
2-0-2		0-0-0		0-0-0		CONFERENCE		0-0-0		0-0-2		2-0-0					
0-0-1		0-0-0		0-0-0		HOME		0-0-0		0-0-1		0-0-0					
2-0-1		0-0-0		0-0-0		AWAY		0-0-0		0-0-1		2-0-0					
0-0-0		0-0-0		0-0-0		NEUTRAL		0-0-0		0-0-0		0-0-0					
<hr/>																	
RPI	S	Opponent		Score		RPI	S	Opponent		Score		RPI	S	Opponent		Score	
24	A	Colorado Col.		0	4							104	A	UNC Greensboro		1	1
												106	H	Austin Peay		1	2
												122	A	High Point		1	2
												129	H	Elon		3	3
												178	A	Davidson		2	1
												195	N	Southern Utah		2	1
												218	H	East Tenn. St.		2	1
												239	H	Morehead St.		1	2
												249	A	Ga. Southern		3	1
												258	H	UNC Asheville		2	0
<hr/>																	
LAST 10 GAMES																	
		122	A	High Point	1	2			178	A	Davidson	2	1				
		258	H	UNC Asheville	2	0			249	A	Ga. Southern	3	1				
		24	A	Colorado Col.	0	4			129	H	Elon	3	3				
		195	N	Southern Utah	2	1			104	A	UNC Greensboro	1	1				
		106	H	Austin Peay	1	2			239	H	Morehead St.	1	2				

Non-Div. I Games:

Appalachian St.

Average RPI Win: 140		WON-LOST RECORD	WINNING PCT. RANK	LAST 10 GAMES	STRENGTH OF SCHEDULE	OPP. STRENGTH OF SCHEDULE	TEAM RPI	ADJ RPI	CONF. RPI	ADJ CONF. RPI	
Average RPI Loss: 127											
DIV. I ONLY		4-5-2	.45455 185	4-4-2	97	131	135	.51153 134	12	12	
DIV. I NON-CONF.		2-3-2	.42857 204	2-2-2	129	128	159	.49336 159	12	12	
TOTALS		RPI 1-25	RPI 26-50		W-L RECORDS		RPI 51-100		RPI 101-150		RPI 150+
4-5-2	0-0-0		0-0-0		OVERALL		1-3-0		2-0-1		1-2-1
2-3-0	0-0-0		0-0-0		HOME		0-3-0		1-0-0		1-0-0
2-2-2	0-0-0		0-0-0		AWAY		1-0-0		1-0-1		0-2-1
0-0-0	0-0-0		0-0-0		NEUTRAL		0-0-0		0-0-0		0-0-0
2-3-2	0-0-0		0-0-0		NON-CONFERENCE		0-2-0		1-0-1		1-1-1
1-2-0	0-0-0		0-0-0		HOME		0-2-0		0-0-0		1-0-0
1-1-2	0-0-0		0-0-		AWAY		0-0-0		1-0-1		0-1-1
0-0-0	0-0-0		0-0-0		NEUTRAL		0-0-0		0-0-0		0-0-0
2-2-0	0-0-0		0-0-0		CONFERENCE		1-1-0		1-0-0		0-1-0
1-1-0	0-0-0		0-0-0		HOME		0-1-0		1-0-0		0-0-0
1-1-0	0-0-0		0-0-0		AWAY		1-0-0		0-0-0		0-1-0
0-0-0	0-0-0		0-0-0		NEUTRAL		0-0-0		0-0-0		0-0-0
RPI S	Opponent	Score	RPI S	Opponent	Score	RPI S	Opponent	Score	RPI S	Opponent	Score
						55 H	LSU	0 1	101 A	Western Ky.	0 0
						60 H	Tulsa	0 1	125 A	Vanderbilt	3 2
						63 H	Stephen F. Austin	0 1	126 H	North Texas	4 0
						87 A	UTEP	2 1	179 A	Texas St.	0 0
									222 H	Lamar	5 3
									223 A	New Mexico	0 3
									234 A	UTSA	0 2
LAST 10 GAMES											
			222 H	Lamar	5 3	60 H	Tulsa	0 1			
			179 A	Texas St.	0 0	126 H	North Texas	4 0			
			223 A	New Mexico	0 3	234 A	UTSA	0 2			
			125 A	Vanderbilt	3 2	87 A	UTEP	2 1			
			101 A	Western Ky.	0 0	55 H	LSU	0 1			

Non-Div. I Games:

Rice

Average RPI Win: 209		WON-LOST	WINNING	LAST 10	STRENGTH OF		OPP. STRENGTH	TEAM	ADJ	CONF.	ADJ CONF.			
Average RPI Loss: 82		RECORD	PCT. RANK	GAMES	SCHEDULE		OF SCHEDULE	RPI	RPI	RPI	RPI			
DIV. I ONLY		4-6-3	.42308	193	2-5-3		74	146	136	.51141	135			
DIV. I NON-CONF.		3-3-3	.5	147	1-2-3		152	217	155	.49412	155			
TOTALS		RPI 1-25	RPI 26-50		W-L RECORDS		RPI 51-100		RPI 101-150		RPI 150+			
4-6-3	0-1-0	0-1-0		OVERALL		1-1-0		0-3-1		3-0-2				
2-4-2	0-1-0	0-0-0		HOME		1-1-0		0-2-0		1-0-2				
2-2-1	0-0-0	0-1-0		AWAY		0-0-0		0-1-1		2-0-0				
0-0-0	0-0-0	0-0-0		NEUTRAL		0-0-0		0-0-0		0-0-0				
3-3-3	0-0-0	0-1-0		NON-CONFERENCE		0-0-0		0-2-1		3-0-2				
1-2-2	0-0-0	0-0-0		HOME		0-0-0		0-2-0		1-0-2				
2-1-1	0-0-0	0-0-		AWAY		0-0-0		0-0-1		2-0-0				
0-0-0	0-0-0	0-0-0		NEUTRAL		0-0-0		0-0-0		0-0-0				
1-3-0	0-1-0	0-0-0		CONFERENCE		1-1-0		0-1-0		0-0-0				
1-2-0	0-1-0	0-0-0		HOME		1-1-0		0-0-0		0-0-0				
0-1-0	0-0-0	0-0-0		AWAY		0-0-0		0-1-0		0-0-0				
0-0-0	0-0-0	0-0-0		NEUTRAL		0-0-0		0-0-0		0-0-0				
RPI	S	Opponent	Score		RPI	S	Opponent	Score		RPI	S	Opponent	Score	
4	H	Georgetown	1 2		48	A	Boston U.	0 1		59	H	DePaul	1 0	
										88	H	Creighton	2 3	

Non-Div. I Games:

Providence

Average RPI Win:	244	WON-LOST	WINNING	LAST 10	STRENGTH OF	OPP. STRENGTH	TEAM	ADJ	CONF.	ADJ CONF.		
Average RPI Loss:	60	RECORD	PCT. RANK	GAMES	SCHEDULE	OF SCHEDULE	RPI	RPI	RPI	RPI		
DIV. I ONLY		4-4-3	.5	149	3-4-3	109	190	137	.51045	137	16	16
DIV. I NON-CONF.		2-4-3	.38889	222	1-4-3	59	183	139	.50657	139	17	17
<hr/>												
TOTALS	RPI 1-25	RPI 26-50		W-L RECORDS		RPI 51-100		RPI 101-150		RPI 150+		
4-4-3	0-0-0	0-2-0		OVERALL		0-2-0		0-0-1		4-0-2		
2-1-2	0-0-0	0-0-0		HOME		0-1-0		0-0-1		2-0-1		
2-3-1	0-0-0	0-2-0		AWAY		0-1-0		0-0-0		2-0-1		
0-0-0	0-0-0	0-0-0		NEUTRAL		0-0-0		0-0-0		0-0-0		
<hr/>												
2-4-3	0-0-0	0-2-0		NON-CONFERENCE		0-2-0		0-0-1		2-0-2		
0-1-2	0-0-0	0-0-0		HOME		0-1-0		0-0-1		0-0-1		
2-3-1	0-0-0	0-0-		AWAY		0-1-0		0-0-0		2-0-1		
0-0-0	0-0-0	0-0-0		NEUTRAL		0-0-0		0-0-0		0-0-0		
<hr/>												
2-0-0	0-0-0	0-0-0		CONFERENCE		0-0-0		0-0-0		2-0-0		
2-0-0	0-0-0	0-0-0		HOME		0-0-0		0-0-0		2-0-0		
0-0-0	0-0-0	0-0-0		AWAY		0-0-0		0-0-0		0-0-0		
0-0-0	0-0-0	0-0-0		NEUTRAL		0-0-0		0-0-0		0-0-0		
<hr/>												
RPI	S	Opponent	Score	RPI	S	Opponent	Score	RPI	S	Opponent	Score	
				36	A	West Virginia	1 4	79	A	Iowa	0 1	
				41	A	Pepperdine	0 1	85	H	Butler	3 4	
										109	H Dayton	2 2
										182	H Oakland	2 1
										196	H Western Mich.	0 0
										209	A Ohio	1 1
										216	A Nevada	1 0
										266	A IPFW	2 1
										312	H Youngstown St.	1 0
<hr/>												
LAST 10 GAMES												
				79	A	Iowa	0 1	182	H	Oakland	2 1	
				196	H	Western Mich.	0 0	312	H	Youngstown St.	1 0	
				216	A	Nevada	1 0	36	A	West Virginia	1 4	
				41	A	Pepperdine	0 1	85	H	Butler	3 4	
				209	A	Ohio	1 1	109	H	Dayton	2 2	

Non-Div. I Games:

Wright St.

[illegible]

Non-Div. I Games:

Harvard

Average RPI Win: 251		WON-LOST	WINNING	LAST 10	STRENGTH OF		OPP. STRENGTH	TEAM	ADJ	CONF.	ADJ CONF.					
Average RPI Loss: 87		RECORD	PCT. RANK	GAMES	SCHEDULE		OF SCHEDULE	RPI	RPI	RPI	RPI					
DIV. I ONLY		4-5-4	.46154	167	3-5-2		83	238	140	.50701	139	23	23			
DIV. I NON-CONF.		3-4-4	.45455	182	2-4-2		49	247	125	.52109	126	21	22			
<hr/>																
TOTALS		RPI 1-25	RPI 26-50		W-L RECORDS		RPI 51-100		RPI 101-150		RPI 150+					
4-5-4		0-1-0	0-1-1		OVERALL		0-1-0		0-1-0		4-1-3					
2-3-1		0-0-0	0-1-1		HOME		0-1-0		0-0-0		2-1-0					
2-0-3		0-0-0	0-0-0		AWAY		0-0-0		0-0-0		2-0-3					
0-2-0		0-1-0	0-0-0		NEUTRAL		0-0-0		0-1-0		0-0-0					
3-4-4		0-1-0	0-1-1		NON-CONFERENCE		0-1-0		0-1-0		3-0-3					
1-2-1		0-0-0	0-1-1		HOME		0-1-0		0-0-0		1-0-0					
2-0-3		0-0-0	0-0-		AWAY		0-0-0		0-0-0		2-0-3					
0-2-0		0-1-0	0-0-0		NEUTRAL		0-0-0		0-1-0		0-0-0					
1-1-0		0-0-0	0-0-0		CONFERENCE		0-0-0		0-0-0		1-1-0					
1-1-0		0-0-0	0-0-0		HOME		0-0-0		0-0-0		1-1-0					
0-0-0		0-0-0	0-0-0		AWAY		0-0-0		0-0-0		0-0-0					
0-0-0		0-0-0	0-0-0		NEUTRAL		0-0-0		0-0-0		0-0-0					
RPI	S	Opponent	Score		RPI	S	Opponent	Score		RPI	S	Opponent	Score			
24	N	Colorado Col.	0	2	34	H	Wisconsin	1	5	59	H	DePaul	0	1		
					49	H	Indiana	0	0							
												117	N	St. Mary's (CA)	0	3
												201	H	Missouri St.	1	2
												208	A	South Dakota St.	2	1
												220	A	Green Bay	0	0
												236	A	SIU Edwardsville	1	1
												240	H	Indiana St.	2	1
												247	H	Northern Ill.	1	0
												285	A	South Dakota	1	1
												308	A	Eastern Ill.	3	0
<hr/>																
LAST 10 GAMES																
					308	A	Eastern Ill.	3	0	201	H	Missouri St.	1	2		
					236	A	SIU Edwardsville	1	1	220	A	Green Bay	0	0		
					34	H	Wisconsin	1	5	240	H	Indiana St.	2	1		
					117	N	St. Mary's (CA)	0	3	59	H	DePaul	0	1		
					24	N	Colorado Col.	0	2	247	H	Northern Ill.	1	0		

Non-Div. I Games:

Loyola Chicago

[illegible]

Non-Div. I Games:

Cincinnati

Average RPI Win:	252	WON-LOST	WINNING	LAST 10	STRENGTH OF	OPP. STRENGTH	TEAM	ADJ	CONF.	ADJ CONF.			
Average RPI Loss:	151	RECORD	PCT. RANK	GAMES	SCHEDULE	OF SCHEDULE	RPI	RPI	RPI	RPI			
DIV. I ONLY	5-5-0	.5	149	5-5-0	81	312	139	.50642	141	25	25		
DIV. I NON-CONF.	3-3-0	.5	147	3-3-0	111	305	148	.49559	151	26	26		
<hr/>													
TOTALS	RPI 1-25	RPI 26-50		W-L RECORDS		RPI 51-100		RPI 101-150		RPI 150+			
5-5-0	0-0-0	0-0-0		OVERALL		0-1-0		0-2-0		5-2-0			
2-2-0	0-0-0	0-0-0		HOME		0-0-0		0-1-0		2-1-0			
3-3-0	0-0-0	0-0-0		AWAY		0-1-0		0-1-0		3-1-0			
0-0-0	0-0-0	0-0-0		NEUTRAL		0-0-0		0-0-0		0-0-0			
3-3-0	0-0-0	0-0-0		NON-CONFERENCE		0-1-0		0-0-0		3-2-0			
2-1-0	0-0-0	0-0-0		HOME		0-0-0		0-0-0		2-1-0			
1-2-0	0-0-0	0-0-		AWAY		0-1-0		0-0-0		1-1-0			
0-0-0	0-0-0	0-0-0		NEUTRAL		0-0-0		0-0-0		0-0-0			
2-2-0	0-0-0	0-0-0		CONFERENCE		0-0-0		0-2-0		2-0-0			
0-1-0	0-0-0	0-0-0		HOME		0-0-0		0-1-0		0-0-0			
2-1-0	0-0-0	0-0-0		AWAY		0-0-0		0-1-0		2-0-0			
0-0-0	0-0-0	0-0-0		NEUTRAL		0-0-0		0-0-0		0-0-0			
RPI	S	Opponent	Score	RPI	S	Opponent	Score	RPI	S	Opponent	Score		
						84	A Furman	1	2	108	H Liberty	1	2
										111	A Radford	0	1
										162	H Wofford	1	2
										165	H Citadel	2	1
										246	H USC Upstate	1	0
										258	A UNC Asheville	1	0
										292	A South Carolina St.	1	2
										293	A Charleston So.	2	1
										300	A Alabama St.	5	0
<hr/>													
LAST 10 GAMES													
						300	A Alabama St.	5	0	108	H Liberty	1	2
						165	H Citadel	2	1	293	A Charleston So.	2	1
						246	H USC Upstate	1	0	258	A UNC Asheville	1	0
						84	A Furman	1	2	111	A Radford	0	1
						292	A South Carolina St.	1	2	162	H Wofford	1	2

Non-Div. I Games:

Presbyterian

Average RPI Win: 231		WON-LOST	WINNING	LAST 10	STRENGTH OF		OPP. STRENGTH	TEAM	ADJ	CONF.	ADJ CONF.
Average RPI Loss: 85		RECORD	PCT. RANK	GAMES	SCHEDULE		OF SCHEDULE	RPI	RPI	RPI	RPI
DIV. I ONLY		5-3-4	.58333	107	3-3-4		195	207	142	.50354	142
DIV. I NON-CONF.		3-3-3	.5	147	1-3-3		237	150	187	.47369	187
TOTALS		RPI 1-25	RPI 26-50		W-L RECORDS		RPI 51-100		RPI 101-150		RPI 150+
5-3-4	0-0-0	0-1-0		OVERALL		0-1-0		0-1-0		5-0-4	
2-0-0	0-0-0	0-0-0		HOME		0-0-0		0-0-0		2-0-0	
2-3-4	0-0-0	0-1-0		AWAY		0-1-0		0-1-0		2-0-4	
1-0-0	0-0-0	0-0-0		NEUTRAL		0-0-0		0-0-0		1-0-0	
3-3-3	0-0-0	0-1-0		NON-CONFERENCE		0-1-0		0-1-0		3-0-3	
1-0-0	0-0-0	0-0-0		HOME		0-0-0		0-0-0		1-0-0	
1-3-3	0-0-0	0-0-		AWAY		0-1-0		0-1-0		1-0-3	
1-0-0	0-0-0	0-0-0		NEUTRAL		0-0-0		0-0-0		1-0-0	
2-0-1	0-0-0	0-0-0		CONFERENCE		0-0-0		0-0-0		2-0-1	
1-0-0	0-0-0	0-0-0		HOME		0-0-0		0-0-0		1-0-0	
1-0-1	0-0-0	0-0-0		AWAY		0-0-0		0-0-0		1-0-1	
0-0-0	0-0-0	0-0-0		NEUTRAL		0-0-0		0-0-0		0-0-0	
RPI S	Opponent	Score	RPI S	Opponent	Score	RPI S	Opponent	Score	RPI S	Opponent	Score
40 A	Connecticut	0 1	70 A	VCU	0 2	144 A	Dartmouth	0 1	166 A	Northeastern	1 1
						169 A	Wagner	1 1	193 H	UMBC	2 1
						211 A	Hartford	1 0	226 H	Central Conn. St.	2 1
						228 A	Richmond	0 0	252 A	Bryant	1 0
						254 A	Vermont	1 1	273 N	Holy Cross	1 0
LAST 10 GAMES											
228 A	Richmond	0 0	254 A	Vermont	1 1						
70 A	VCU	0 2	211 A	Hartford	1 0						
169 A	Wagner	1 1	193 H	UMBC	2 1						
40 A	Connecticut	0 1	144 A	Dartmouth	0 1						
226 H	Central Conn. St.	2 1	166 A	Northeastern	1 1						

Non-Div. I Games:

Maine

Average RPI Win:		221	WON-LOST RECORD		WINNING PCT. RANK	LAST 10 GAMES		STRENGTH OF SCHEDULE		OPP. STRENGTH OF SCHEDULE	TEAM RPI	ADJ RPI	CONF. RPI	ADJ CONF. RPI			
Average RPI Loss:		101															
DIV. I ONLY			7-5-1		.57692	115		216		142	143	.50252	143	11	11		
DIV. I NON-CONF.			6-4-1		.59091	122		239		175	160	.49321	160	10	10		
TOTALS		RPI 1-25		RPI 26-50		W-L RECORDS		RPI 51-100		RPI 101-150		RPI 150+					
7-5-1		0-1-0		0-1-0		OVERALL		1-1-1		1-0-0		5-2-0					
5-2-0		0-1-0		0-0-0		HOME		1-1-0		1-0-0		3-0-0					
2-2-1		0-0-0		0-0-0		AWAY		0-0-1		0-0-0		2-2-0					
0-1-0		0-0-0		0-1-0		NEUTRAL		0-0-0		0-0-0		0-0-0					
6-4-1		0-1-0		0-1-0		NON-CONFERENCE		0-0-1		1-0-0		5-2-0					
4-1-0		0-1-0		0-0-0		HOME		0-0-0		1-0-0		3-0-0					
2-2-1		0-0-0		0-0-		AWAY		0-0-1		0-0-0		2-2-0					
0-1-0		0-0-0		0-1-0		NEUTRAL		0-0-0		0-0-0		0-0-0					
1-1-0		0-0-0		0-0-0		CONFERENCE		1-1-0		0-0-0		0-0-0					
1-1-0		0-0-0		0-0-0		HOME		1-1-0		0-0-0		0-0-0					
0-0-0		0-0-0		0-0-0		AWAY		0-0-0		0-0-0		0-0-0					
0-0-0		0-0-0		0-0-0		NEUTRAL		0-0-0		0-0-0		0-0-0					
RPI	S	Opponent		Score		RPI	S	Opponent		Score		RPI	S	Opponent		Score	
13	H	Denver		1	2	42	N	Texas Tech		0	2	68	H	Long Beach St.		1	2
												77	H	UC Irvine		1	0
												93	A	Weber St.		1	1
														140 H Cincinnati		1	0
														186 A Loyola Marymount		0	1
														195 A Southern Utah		3	4
														204 H Fresno St.		2	0
														223 A New Mexico		2	0
														295 A San Jose St.		2	0
														298 H Pacific		1	0
														310 H Bakersfield		3	0
LAST 10 GAMES																	
295	A	San Jose St.		2	0	68	H	Long Beach St.		1	2						
310	H	Bakersfield		3	0	77	H	UC Irvine		1	0						
140	H	Cincinnati		1	0	13	H	Denver		1	2						
298	H	Pacific		1	0	42	N	Texas Tech		0	2						
186	A	Loyola Marymount		0	1	223	A	New Mexico		2	0						

Non-Div. I Games:

UC Santa Barbara

Average RPI Win: 189		WON-LOST	WINNING	LAST 10	STRENGTH OF		OPP. STRENGTH	TEAM	ADJ	CONF.	ADJ CONF.
Average RPI Loss: 87		RECORD	PCT. RANK	GAMES	SCHEDULE		OF SCHEDULE	RPI	RPI	RPI	RPI
DIV. I ONLY		4-4-1	.5	149	4-4-1		181	76	145	.50237	144
DIV. I NON-CONF.		3-3-1	.5	147	3-3-1		252	56	179	.47947	179
TOTALS		RPI 1-25	RPI 26-50		W-L RECORDS		RPI 51-100		RPI 101-150		RPI 150+
4-4-1	0-0-0	0-1-0		OVERALL		1-2-1		1-0-0		2-1-0	
4-0-0	0-0-0	0-0-0		HOME		1-0-0		1-0-0		2-0-0	
0-4-1	0-0-0	0-1-0		AWAY		0-2-1		0-0-0		0-1-0	
0-0-0	0-0-0	0-0-0		NEUTRAL		0-0-0		0-0-0		0-0-0	
3-3-1	0-0-0	0-1-0		NON-CONFERENCE		0-1-1		1-0-0		2-1-0	
3-0-0	0-0-0	0-0-0		HOME		0-0-0		1-0-0		2-0-0	
0-3-1	0-0-0	0-0-		AWAY		0-1-1		0-0-0		0-1-0	
0-0-0	0-0-0	0-0-0		NEUTRAL		0-0-0		0-0-0		0-0-0	
1-1-0	0-0-0	0-0-0		CONFERENCE		1-1-0		0-0-0		0-0-0	
1-0-0	0-0-0	0-0-0		HOME		1-0-0		0-0-0		0-0-0	
0-1-0	0-0-0	0-0-0		AWAY		0-1-0		0-0-0		0-0-0	
0-0-0	0-0-0	0-0-0		NEUTRAL		0-0-0		0-0-0		0-0-0	
RPI S	Opponent	Score	RPI S	Opponent	Score	RPI S	Opponent	Score	RPI S	Opponent	Score
40 A	Connecticut	0 2	53 A	St. John's (NY)	0 0	142 H	Maine	1 0	154 A	Northwestern	0 2
			74 A	Brown	0 1	198 H	Fordham	4 0			
			78 A	Purdue	3 5	320 H	UMass Lowell	3 0			
			94 H	Princeton	2 0						
LAST 10 GAMES											
40 A	Connecticut	0 2	94 H	Princeton	2 0						
198 H	Fordham	4 0	74 A	Brown	0 1						
154 A	Northwestern	0 2	320 H	UMass Lowell	3 0						
78 A	Purdue	3 5	142 H	Maine	1 0						
			53 A	St. John's (NY)	0 0						

Non-Div. I Games:

Dartmouth

Average RPI Win: 222		WON-LOST RECORD		WINNING PCT. RANK		LAST 10 GAMES		STRENGTH OF SCHEDULE		OPP. STRENGTH OF SCHEDULE		TEAM RPI		ADJ RPI		CONF. RPI		ADJ CONF. RPI	
DIV. I ONLY		6-6-2		.5 149		3-5-2		135		187		144		.50178 145		19		18	
DIV. I NON-CONF.		5-3-2		.6 111		2-2-2		89		232		98		.54113 98		16		16	
TOTALS		RPI 1-25		RPI 26-50		W-L RECORDS		RPI 51-100		RPI 101-150		RPI 150+							
6-6-2		0-1-0		0-1-0		OVERALL		1-2-0		0-0-1		5-2-1							
3-1-0		0-0-0		0-0-0		HOME		1-1-0		0-0-0		2-0-0							
3-5-1		0-1-0		0-1-0		AWAY		0-1-0		0-0-0		3-2-1							
0-0-1		0-0-0		0-0-0		NEUTRAL		0-0-0		0-0-1		0-0-0							
5-3-2		0-1-0		0-1-0		NON-CONFERENCE		0-1-0		0-0-1		5-0-1							
2-0-0		0-0-0		0-0-0		HOME		0-0-0		0-0-0		2-0-0							
3-3-1		0-1-0		0-0-		AWAY		0-1-0		0-0-0		3-0-1							
0-0-1		0-0-0		0-0-0		NEUTRAL		0-0-0		0-0-1		0-0-0							
1-3-0		0-0-0		0-0-0		CONFERENCE		1-1-0		0-0-0		0-2-0							
1-1-0		0-0-0		0-0-0		HOME		1-1-0		0-0-0		0-0-0							
0-2-0		0-0-0		0-0-0		AWAY		0-0-0		0-0-0		0-2-0							
0-0-0		0-0-0		0-0-0		NEUTRAL		0-0-0		0-0-0		0-0-0							
RPI S	Opponent		Score		RPI S	Opponent		Score		RPI S	Opponent		Score		RPI S	Opponent		Score	
25 A	Colorado		1	3	32 A	Washington St.		0	2	61 H	Utah St.		1	2	131 N	Northern Colo.		1	1
										73 H	Boise St.		2	1	155 H	Portland St.		5	0
										77 A	UC Irvine		0	2	170 A	Northern Ariz.		0	0
															204 A	Fresno St.		0	1
															227 A	UC Riverside		3	2
															287 A	Sacramento St.		1	0
															291 H	LIU Brooklyn		3	2
															295 A	San Jose St.		0	1
															296 A	Idaho		1	0
				LAST 10 GAMES															
										204 A	Fresno St.		0	1	295 A	San Jose St.		0	1
										296 A	Idaho		1	0	61 H	Utah St.		1	2
										32 A	Washington St.		0	2	73 H	Boise St.		2	1
										170 A	Northern Ariz.		0	0	25 A	Colorado		1	3
										287 A	Sacramento St.		1	0	131 N	Northern Colo.		1	1

Non-Div. I Games:

UNLV

Average RPI Win: 252		WON-LOST RECORD		WINNING PCT. RANK		LAST 10 GAMES		STRENGTH OF SCHEDULE		OPP. STRENGTH OF SCHEDULE		TEAM RPI		ADJ RPI		CONF. RPI		ADJ CONF. RPI	
DIV. I ONLY		7-3-1		.68182 69		6-3-1		263		224		147		.4995 146		10		10	
DIV. I NON-CONF.		6-2-1		.72222 58		5-2-1		310		209		178		.48138 177		11		11	
TOTALS		RPI 1-25		RPI 26-50		W-L RECORDS		RPI 51-100		RPI 101-150		RPI 150+							
7-3-1		0-0-0		0-0-0		OVERALL		0-1-0		0-2-0		7-0-1							
5-1-0		0-0-0		0-0-0		HOME		0-1-0		0-0-0		5-0-0							
2-1-1		0-0-0		0-0-0		AWAY		0-0-0		0-1-0		2-0-1							
0-1-0		0-0-0		0-0-0		NEUTRAL		0-0-0		0-1-0		0-0-0							
6-2-1		0-0-0		0-0-0		NON-CONFERENCE		0-1-0		0-1-0		6-0-1							
4-1-0		0-0-0		0-0-0		HOME		0-1-0		0-0-0		4-0-0							
2-0-1		0-0-0		0-0-		AWAY		0-0-0		0-0-0		2-0-1							
0-1-0		0-0-0		0-0-0		NEUTRAL		0-0-0		0-1-0		0-0-0							
1-1-0		0-0-0		0-0-0		CONFERENCE		0-0-0		0-1-0		1-0-0							
1-0-0		0-0-0		0-0-0		HOME		0-0-0		0-0-0		1-0-0							
0-1-0		0-0-0		0-0-0		AWAY		0-0-0		0-1-0		0-0-0							
0-0-0		0-0-0		0-0-0		NEUTRAL		0-0-0		0-0-0		0-0-0							
RPI	S	Opponent		Score	RPI	S	Opponent		Score	RPI	S	Opponent		Score					
							83	H Colgate	0 3	113	A Penn		0 1						
										140	N Cincinnati		0 1						
										168	H Binghamton		2 0						
										175	H Columbia		2 0						
										205	A Buffalo		0 0						
										238	H Marist		2 1						
										270	H NJIT		4 0						
										280	A Sacred Heart		1 0						
										306	H Albany (NY)		5 4						
										326	A Delaware St.		1 0						
LAST 10 GAMES																			
		326	A Delaware St.	1 0			113	A Penn	0 1										
		306	H Albany (NY)	5 4			175	H Columbia	2 0										
		238	H Marist	2 1			270	H NJIT	4 0										
		205	A Buffalo	0 0			140	N Cincinnati	0 1										
		83	H Colgate	0 3			168	H Binghamton	2 0										

Non-Div. I Games:

Cornell

Average RPI Win: 207		WON-LOST RECORD		WINNING PCT. RANK		LAST 10 GAMES		STRENGTH OF SCHEDULE		OPP. STRENGTH OF SCHEDULE		TEAM RPI		ADJ RPI		CONF. RPI		ADJ CONF. RPI	
DIV. I ONLY		4-8-1		.34615 244		2-7-1		89		36		146		.4993 147		1		1	
DIV. I NON-CONF.		4-1-1		.75 51		2-0-1		235		195		110		.53121 112		1		1	
TOTALS		RPI 1-25		RPI 26-50		W-L RECORDS		RPI 51-100		RPI 101-150		RPI 150+							
4-8-1		0-4-0		0-1-0		OVERALL		0-3-0		0-0-0		4-0-1							
3-5-0		0-3-0		0-0-0		HOME		0-2-0		0-0-0		3-0-0							
1-3-1		0-1-0		0-1-0		AWAY		0-1-0		0-0-0		1-0-1							
0-0-0		0-0-0		0-0-0		NEUTRAL		0-0-0		0-0-0		0-0-0							
4-1-1		0-0-0		0-0-0		NON-CONFERENCE		0-1-0		0-0-0		4-0-1							
3-0-0		0-0-0		0-0-0		HOME		0-0-0		0-0-0		3-0-0							
1-1-1		0-0-0		0-0-		AWAY		0-1-0		0-0-0		1-0-1							
0-0-0		0-0-0		0-0-0		NEUTRAL		0-0-0		0-0-0		0-0-0							
0-7-0		0-4-0		0-1-0		CONFERENCE		0-2-0		0-0-0		0-0-0							
0-5-0		0-3-0		0-0-0		HOME		0-2-0		0-0-0		0-0-0							
0-2-0		0-1-0		0-1-0		AWAY		0-0-0		0-0-0		0-0-0							
0-0-0		0-0-0		0-0-0		NEUTRAL		0-0-0		0-0-0		0-0-0							
RPI	S	Opponent		Score		RPI	S	Opponent		Score		RPI	S	Opponent		Score			
1	H	North Carolina		0 1		50	A	Clemson		0 2		177	A	Duquesne		1 0			
3	H	Virginia		1 3						66 H North Carolina St.		0 1	189	H	Central Mich.		1 0		
20	A	Notre Dame		0 3						86 H Syracuse		0 4	217	H	Toledo		1 0		
22	H	Boston College		0 3									243	H	Bucknell		3 0		
													294	A	Robert Morris		1 1		
LAST 10 GAMES																			
		86 H Syracuse		0 4		20	A	Notre Dame		0 3									
		22 H Boston College		0 3		1	H	North Carolina		0 1									
		217 H Toledo		1 0		3	H	Virginia		1 3									
		294 A Robert Morris		1 1		50	A	Clemson		0 2									
		189 H Central Mich.		1 0		66	H	North Carolina St.		0 1									

Non-Div. I Games:

Pittsburgh

Average RPI Win:		274	WON-LOST RECORD		WINNING PCT. RANK		LAST 10 GAMES		STRENGTH OF SCHEDULE		OPP. STRENGTH OF SCHEDULE		TEAM RPI		ADJ RPI		CONF. RPI		ADJ CONF. RPI	
Average RPI Loss:		93																		
DIV. I ONLY			6-4-4		.57143 120		3-4-3		209		196		149		.49844 148		12		12	
DIV. I NON-CONF.			6-2-2		.7 63		3-2-1		282		230		164		.49158 164		12		12	
TOTALS		RPI 1-25		RPI 26-50		W-L RECORDS		RPI 51-100		RPI 101-150		RPI 150+								
6-4-4		0-0-0		0-0-0		OVERALL		0-3-1		0-1-2		6-0-1								
4-2-1		0-0-0		0-0-0		HOME		0-1-0		0-1-1		4-0-0								
1-2-2		0-0-0		0-0-0		AWAY		0-2-0		0-0-1		1-0-1								
1-0-1		0-0-0		0-0-0		NEUTRAL		0-0-1		0-0-0		1-0-0								
6-2-2		0-0-0		0-0-0		NON-CONFERENCE		0-1-1		0-1-0		6-0-1								
4-1-0		0-0-0		0-0-0		HOME		0-0-0		0-1-0		4-0-0								
1-1-1		0-0-0		0-0-		AWAY		0-1-0		0-0-0		1-0-1								
1-0-1		0-0-0		0-0-0		NEUTRAL		0-0-1		0-0-0		1-0-0								
0-2-2		0-0-0		0-0-0		CONFERENCE		0-2-0		0-0-2		0-0-0								
0-1-1		0-0-0		0-0-0		HOME		0-1-0		0-0-1		0-0-0								
0-1-1		0-0-0		0-0-0		AWAY		0-1-0		0-0-1		0-0-0								
0-0-0		0-0-0		0-0-0		NEUTRAL		0-0-0		0-0-0		0-0-0								
RPI	S	Opponent		Score	RPI	S	Opponent		Score	RPI	S	Opponent		Score	RPI	S	Opponent		Score	

Non-Div. I Games:

Southern Miss.

Average RPI Win:		128	WON-LOST		WINNING		LAST 10		STRENGTH OF		OPP. STRENGTH		TEAM		ADJ		CONF.		ADJ CONF.	
Average RPI Loss:		86	RECORD		PCT. RANK		GAMES		SCHEDULE		OF SCHEDULE		RPI		RPI		RPI		RPI	
DIV. I ONLY			2-8-2		.25		287		2-6-2		45		65		155		.498		149	
DIV. I NON-CONF.			2-6-1		.27778		268		2-4-1		60		69		169		.49075		166	
TOTALS		RPI 1-25		RPI 26-50		W-L RECORDS		RPI 51-100		RPI 101-150		RPI 150+								
2-8-2		0-2-0		0-2-1		OVERALL		1-1-1		0-1-0		1-2-0								
2-2-2		0-0-0		0-0-1		HOME		1-1-1		0-0-0		1-1-0								
0-6-0		0-2-0		0-2-0		AWAY		0-0-0		0-1-0		0-1-0								
0-0-0		0-0-0		0-0-0		NEUTRAL		0-0-0		0-0-0		0-0-0								
2-6-1		0-1-0		0-1-1		NON-CONFERENCE		1-1-0		0-1-0		1-2-0								
2-2-1		0-0-0		0-0-1		HOME		1-1-0		0-0-0		1-1-0								
0-4-0		0-1-0		0-0-		AWAY		0-0-0		0-1-0		0-1-0								
0-0-0		0-0-0		0-0-0		NEUTRAL		0-0-0		0-0-0		0-0-0								
0-2-1		0-1-0		0-1-0		CONFERENCE		0-0-1		0-0-0		0-0-0								
0-0-1		0-0-0		0-0-0		HOME		0-0-1		0-0-0		0-0-0								
0-2-0		0-1-0		0-1-0		AWAY		0-0-0		0-0-0		0-0-0								
0-0-0		0-0-0		0-0-0		NEUTRAL		0-0-0		0-0-0		0-0-0								
RPI	S	Opponent		Score		RPI	S	Opponent		Score		RPI	S	Opponent		Score				
7	A	Florida St.		0	1	27	A	Florida		1	3	64	H	Texas		1	0			
25	A	Colorado		1	2	34	H	Wisconsin		1	1	75	H	Washington		1	1			
						44	A	Utah		0	1	77	H	UC Irvine		0	2			
														212 A Gonzaga		0	1			

Non-Div. I Games:

Oregon St.

Average RPI Win:	231	WON-LOST	WINNING	LAST 10	STRENGTH OF	OPP. STRENGTH	TEAM	ADJ	CONF.	ADJ CONF.			
Average RPI Loss:	143	RECORD	PCT. RANK	GAMES	SCHEDULE	OF SCHEDULE	RPI	RPI	RPI	RPI			
DIV. I ONLY	6-5-1	.54167	131	6-3-1	162	261	151	.49771	150	29	29		
DIV. I NON-CONF.	4-4-0	.5	147	4-2-0	146	232	156	.49402	156	30	30		
<hr/>													
TOTALS	RPI 1-25	RPI 26-50		W-L RECORDS		RPI 51-100		RPI 101-150		RPI 150+			
6-5-1	0-0-0	0-0-0		OVERALL		0-2-0		1-0-0		5-3-1			
4-0-1	0-0-0	0-0-0		HOME		0-0-0		1-0-0		3-0-1			
2-5-0	0-0-0	0-0-0		AWAY		0-2-0		0-0-0		2-3-0			
0-0-0	0-0-0	0-0-0		NEUTRAL		0-0-0		0-0-0		0-0-0			
<hr/>													
4-4-0	0-0-0	0-0-0		NON-CONFERENCE		0-1-0		1-0-0		3-3-0			
3-0-0	0-0-0	0-0-0		HOME		0-0-0		1-0-0		2-0-0			
1-4-0	0-0-0	0-0-		AWAY		0-1-0		0-0-0		1-3-0			
0-0-0	0-0-0	0-0-0		NEUTRAL		0-0-0		0-0-0		0-0-0			
<hr/>													
2-1-1	0-0-0	0-0-0		CONFERENCE		0-1-0		0-0-0		2-0-1			
1-0-1	0-0-0	0-0-0		HOME		0-0-0		0-0-0		1-0-1			
1-1-0	0-0-0	0-0-0		AWAY		0-1-0		0-0-0		1-0-0			
0-0-0	0-0-0	0-0-0		NEUTRAL		0-0-0		0-0-0		0-0-0			
<hr/>													
RPI	S	Opponent	Score	RPI	S	Opponent	Score	RPI	S	Opponent	Score		
				57 A Monmouth				0	2	119 H Yale		1	0
				98 A Stony Brook				0	2	163 A Army		0	1
										169 A Wagner		1	2
										211 A Hartford		2	1
										224 H American		1	0
										226 A Central Conn. St.		1	3
										238 H Marist		2	1
										241 H Quinnipiac		0	0
										273 H Holy Cross		2	1
										321 A Saint Peter's		4	0
<hr/>													
				LAST 10 GAMES									
57 A Monmouth				0	2	241 H Quinnipiac				0	0		
273 H Holy Cross				2	1	238 H Marist				2	1		
224 H American				1	0	321 A Saint Peter's				4	0		
211 A Hartford				2	1	119 H Yale				1	0		
98 A Stony Brook				0	2	226 A Central Conn. St.				1	3		

Non-Div. I Games:

Fairfield

Average RPI Win:	215	WON-LOST	WINNING	LAST 10	STRENGTH OF	OPP. STRENGTH	TEAM	ADJ	CONF.	ADJ CONF.		
Average RPI Loss:	113	RECORD	PCT. RANK	GAMES	SCHEDULE	OF SCHEDULE	RPI	RPI	RPI	RPI		
DIV. I ONLY	6-6-1	.5	149	6-4-0	144	186	152	.49767	151	27	27	
DIV. I NON-CONF.	4-6-1	.40909	213	4-4-0	149	167	181	.47724	180	27	27	
<hr/>												
TOTALS	RPI 1-25	RPI 26-50		W-L RECORDS		RPI 51-100		RPI 101-150		RPI 150+		
6-6-1	0-0-0	0-1-0		OVERALL		0-3-0		0-0-0		6-2-1		
1-2-1	0-0-0	0-1-0		HOME		0-0-0		0-0-0		1-1-1		
5-3-0	0-0-0	0-0-0		AWAY		0-2-0		0-0-0		5-1-0		
0-1-0	0-0-0	0-0-0		NEUTRAL		0-1-0		0-0-0		0-0-0		
<hr/>												
4-6-1	0-0-0	0-1-0		NON-CONFERENCE		0-3-0		0-0-0		4-2-1		
1-2-1	0-0-0	0-1-0		HOME		0-0-0		0-0-0		1-1-1		
3-3-0	0-0-0	0-0-		AWAY		0-2-0		0-0-0		3-1-0		
0-1-0	0-0-0	0-0-0		NEUTRAL		0-1-0		0-0-0		0-0-0		
<hr/>												
2-0-0	0-0-0	0-0-0		CONFERENCE		0-0-0		0-0-0		2-0-0		
0-0-0	0-0-0	0-0-0		HOME		0-0-0		0-0-0		0-0-0		
2-0-0	0-0-0	0-0-0		AWAY		0-0-0		0-0-0		2-0-0		
0-0-0	0-0-0	0-0-0		NEUTRAL		0-0-0		0-0-0		0-0-0		
<hr/>												
RPI	S	Opponent	Score	RPI	S	Opponent	Score	RPI	S	Opponent	Score	
				47	H	Navy	0 5	70	N	VCU	1 2	
								81	A	Delaware	0 2	
								89	A	Villanova	1 2	
										169	A Wagner	2 1
										177	A Duquesne	0 1
										182	A Oakland	3 1
										190	A George Washington	3 1
										214	H Towson	1 2
										215	H George Mason	3 0
										239	H Morehead St.	1 1
										243	A Bucknell	2 1
										291	A LIU Brooklyn	2 0
<hr/>												
LAST 10 GAMES												
				169	A	Wagner	2 1	291	A	LIU Brooklyn	2 0	
				81	A	Delaware	0 2	182	A	Oakland	3 1	
				243	A	Bucknell	2 1	47	H	Navy	0 5	
				215	H	George Mason	3 0	214	H	Towson	1 2	
				190	A	George Washington	3 1	89	A	Villanova	1 2	

Non-Div. I Games:

Saint Francis (PA)

Average RPI Win: 196		WON-LOST RECORD		WINNING PCT. RANK		LAST 10 GAMES		STRENGTH OF SCHEDULE		OPP. STRENGTH OF SCHEDULE		TEAM RPI		ADJ RPI		CONF. RPI		ADJ CONF. RPI	
DIV. I ONLY		6-5-1		.54167 131		4-5-1		183		195		153		.49703 152		13		13	
DIV. I NON-CONF.		5-2-1		.6875 68		3-2-1		164		200		100		.5387 102		13		13	
TOTALS		RPI 1-25		RPI 26-50		W-L RECORDS		RPI 51-100		RPI 101-150		RPI 150+							
6-5-1		0-0-0		0-0-0		OVERALL		0-0-0		1-3-0		5-2-1							
2-2-1		0-0-0		0-0-0		HOME		0-0-0		1-2-0		1-0-1							
3-3-0		0-0-0		0-0-0		AWAY		0-0-0		0-1-0		3-2-0							
1-0-0		0-0-0		0-0-0		NEUTRAL		0-0-0		0-0-0		1-0-0							
5-2-1		0-0-0		0-0-0		NON-CONFERENCE		0-0-0		1-1-0		4-1-1							
2-1-1		0-0-0		0-0-0		HOME		0-0-0		1-1-0		1-0-1							
2-1-0		0-0-0		0-0-		AWAY		0-0-0		0-0-0		2-1-0							
1-0-0		0-0-0		0-0-0		NEUTRAL		0-0-0		0-0-0		1-0-0							
1-3-0		0-0-0		0-0-0		CONFERENCE		0-0-0		0-2-0		1-1-0							
0-1-0		0-0-0		0-0-0		HOME		0-0-0		0-1-0		0-0-0							
1-2-0		0-0-0		0-0-0		AWAY		0-0-0		0-1-0		1-1-0							
0-0-0		0-0-0		0-0-0		NEUTRAL		0-0-0		0-0-0		0-0-0							
RPI	S	Opponent		Score	RPI	S	Opponent		Score	RPI	S	Opponent		Score					

Non-Div. I Games:

Western Caro.

Average RPI Win:	283	WON-LOST	WINNING	LAST 10	STRENGTH OF	OPP. STRENGTH	TEAM	ADJ	CONF.	ADJ CONF.	
Average RPI Loss:	222	RECORD	PCT. RANK	GAMES	SCHEDULE	OF SCHEDULE	RPI	RPI	RPI	RPI	
DIV. I ONLY	8-1-1	.85	12	7-1-0	320	253	148	.49612	153	18	19
DIV. I NON-CONF.	6-0-1	.92857	10	5-0-0	313	274	129	.51683	131	23	23
<hr/>											
TOTALS	RPI 1-25	RPI 26-50	W-L RECORDS		RPI 51-100	RPI 101-150	RPI 150+				
8-1-1	0-0-0	0-0-0	OVERALL		0-0-0	0-0-1	8-1-0				
4-1-1	0-0-0	0-0-0	HOME		0-0-0	0-0-1	4-1-0				
4-0-0	0-0-0	0-0-0	AWAY		0-0-0	0-0-0	4-0-0				
0-0-0	0-0-0	0-0-0	NEUTRAL		0-0-0	0-0-0	0-0-0				
6-0-1	0-0-0	0-0-0	NON-CONFERENCE		0-0-0	0-0-1	6-0-0				
3-0-1	0-0-0	0-0-0	HOME		0-0-0	0-0-1	3-0-0				
3-0-0	0-0-0	0-0-	AWAY		0-0-0	0-0-0	3-0-0				
0-0-0	0-0-0	0-0-0	NEUTRAL		0-0-0	0-0-0	0-0-0				
2-1-0	0-0-0	0-0-0	CONFERENCE		0-0-0	0-0-0	2-1-0				
1-1-0	0-0-0	0-0-0	HOME		0-0-0	0-0-0	1-1-0				
1-0-0	0-0-0	0-0-0	AWAY		0-0-0	0-0-0	1-0-0				
0-0-0	0-0-0	0-0-0	NEUTRAL		0-0-0	0-0-0	0-0-0				
RPI	S	Opponent	Score	RPI	S	Opponent	Score	RPI	S	Opponent	Score
								130	H	South Ala.	1 1
								221	A	La.-Lafayette	2 1
								222	H	Lamar	1 2
								262	A	La.-Monroe	3 2
								263	H	McNeese St.	3 0
								282	A	A&M-Corpus Christi	2 1
								303	H	Alcorn	6 0
								307	H	Southern U.	8 1
								311	H	Mississippi Val.	5 1
								318	A	Prairie View	2 1
<hr/>											
LAST 10 GAMES											
								222	H	Lamar	1 2
								318	A	Prairie View	2 1
								262	A	La.-Monroe	3 2
								130	H	South Ala.	1 1
								307	H	Southern U.	8 1
								282	A	A&M-Corpus Christi	2 1
								263	H	McNeese St.	3 0
								303	H	Alcorn	6 0
								221	A	La.-Lafayette	2 1
								311	H	Mississippi Val.	5 1

Non-Div. I Games: Incarnate Word 2 4 Abilene Christian 3 1

Nicholls St.

Average RPI Win:	163	WON-LOST RECORD	WINNING PCT. RANK	LAST 10 GAMES	STRENGTH OF SCHEDULE	OPP. STRENGTH OF SCHEDULE	TEAM RPI	ADJ RPI	CONF. RPI	ADJ CONF. RPI	
Average RPI Loss:	80										
DIV. I ONLY		2-9-2	.23077 294	2-7-1	27	125	150	.49592 154	2	3	
DIV. I NON-CONF.		2-4-2	.375 230	2-2-1	81	208	166	.48901 169	3	3	
<hr/>											
TOTALS	RPI 1-25	RPI 26-50		W-L RECORDS	RPI 51-100		RPI 101-150		RPI 150+		
2-9-2	0-3-0	0-2-0		OVERALL	0-2-0		1-0-0		1-2-2		
2-3-1	0-1-0	0-0-0		HOME	0-1-0		1-0-0		1-1-1		
0-6-1	0-2-0	0-2-0		AWAY	0-1-0		0-0-0		0-1-1		
0-0-0	0-0-0	0-0-0		NEUTRAL	0-0-0		0-0-0		0-0-0		
<hr/>											
2-4-2	0-1-0	0-1-0		NON-CONFERENCE	0-0-0		1-0-0		1-2-2		
2-1-1	0-0-0	0-0-0		HOME	0-0-0		1-0-0		1-1-1		
0-3-1	0-1-0	0-0-		AWAY	0-0-0		0-0-0		0-1-1		
0-0-0	0-0-0	0-0-0		NEUTRAL	0-0-0		0-0-0		0-0-0		
<hr/>											
0-5-0	0-2-0	0-1-0		CONFERENCE	0-2-0		0-0-0		0-0-0		
0-2-0	0-1-0	0-0-0		HOME	0-1-0		0-0-0		0-0-0		
0-3-0	0-1-0	0-1-0		AWAY	0-1-0		0-0-0		0-0-0		
0-0-0	0-0-0	0-0-0		NEUTRAL	0-0-0		0-0-0		0-0-0		
<hr/>											
RPI S	Opponent	Score	RPI S	Opponent	Score	RPI S	Opponent	Score	RPI S	Opponent	Score
2 A	Penn St.	2 3	48 A	Boston U.	0 2	78 A	Purdue	0 1	144 H	Dartmouth	2 0
18 H	Nebraska	1 2	49 A	Indiana	1 2	79 H	Iowa	0 1	157 A	Valparaiso	0 1
20 A	Notre Dame	1 4							166 A	Northeastern	1 1
									182 H	Oakland	2 0
									196 H	Western Mich.	0 0
									272 H	Western Ill.	1 2
<hr/>											
LAST 10 GAMES											
78 A	Purdue	0 1	49 A	Indiana	1 2						
196 H	Western Mich.	0 0	79 H	Iowa	0 1						
144 H	Dartmouth	2 0	18 H	Nebraska	1 2						
157 A	Valparaiso	0 1	2 A	Penn St.	2 3						
48 A	Boston U.	0 2	182 H	Oakland	2 0						

Non-Div. I Games:

Northwestern

Average RPI Win: 241		WON-LOST	WINNING	LAST 10	STRENGTH OF		OPP. STRENGTH	TEAM	ADJ	CONF.	ADJ CONF.
Average RPI Loss: 87		RECORD	PCT. RANK	GAMES	SCHEDULE		OF SCHEDULE	RPI	RPI	RPI	RPI
DIV. I ONLY		7-4-1	.625	89	7-2-1		262	127	154	.49583	155
DIV. I NON-CONF.		3-4-1	.4375	197	3-2-1		214	99	194	.47116	193
TOTALS		RPI 1-25	RPI 26-50		W-L RECORDS		RPI 51-100		RPI 101-150		RPI 150+
7-4-1	0-1-0	0-0-0		OVERALL		0-2-0		1-1-1		6-0-0	
3-1-1	0-1-0	0-0-0		HOME		0-0-0		1-0-1		2-0-0	
3-2-0	0-0-0	0-0-0		AWAY		0-1-0		0-1-0		3-0-0	
1-1-0	0-0-0	0-0-0		NEUTRAL		0-1-0		0-0-0		1-0-0	
3-4-1	0-1-0	0-0-0		NON-CONFERENCE		0-2-0		0-1-1		3-0-0	
1-1-1	0-1-0	0-0-0		HOME		0-0-0		0-0-1		1-0-0	
1-2-0	0-0-0	0-0-0		AWAY		0-1-0		0-1-0		1-0-0	
1-1-0	0-0-0	0-0-0		NEUTRAL		0-1-0		0-0-0		1-0-0	
4-0-0	0-0-0	0-0-0		CONFERENCE		0-0-0		1-0-0		3-0-0	
2-0-0	0-0-0	0-0-0		HOME		0-0-0		1-0-0		1-0-0	
2-0-0	0-0-0	0-0-0		AWAY		0-0-0		0-0-0		2-0-0	
0-0-0	0-0-0	0-0-0		NEUTRAL		0-0-0		0-0-0		0-0-0	
RPI S	Opponent	Score		RPI S	Opponent	Score		RPI S	Opponent	Score	
11 H	Marquette	2	3					92 A	Oregon	0	3
								100 N	FGCU	0	1
								131 H	Northern Colo.	3	1
								133 H	San Francisco	0	0
								145 A	UNLV	0	5
								158 A	Hawaii	2	0
								245 A	Montana	1	0
								264 N	New Mexico St.	7	0
								275 A	Eastern Wash.	2	0
								304 H	North Dakota	1	0
								310 H	Bakersfield	4	0
LAST 10 GAMES											
245 A	Montana	1	0	275 A	Eastern Wash.	2	0				
158 A	Hawaii	2	0	304 H	North Dakota	1	0				
310 H	Bakersfield	4	0	131 H	Northern Colo.	3	1				
264 N	New Mexico St.	7	0	133 H	San Francisco	0	0				
145 A	UNLV	0	5	100 N	FGCU	0	1				

Non-Div. I Games:

Portland St.

Average RPI Win: 216		WON-LOST	WINNING	LAST 10	STRENGTH OF		OPP. STRENGTH	TEAM	ADJ	CONF.	ADJ CONF.
Average RPI Loss: 108		RECORD	PCT. RANK	GAMES	SCHEDULE		OF SCHEDULE	RPI	RPI	RPI	RPI
DIV. I ONLY		5-6-1	.45833	176	5-4-1		132	153	156	.49519	156
DIV. I NON-CONF.		4-5-1	.45	184	4-3-1		138	184	167	.48991	167
TOTALS		RPI 1-25	RPI 26-50		W-L RECORDS		RPI 51-100		RPI 101-150		RPI 150+
5-6-1	0-0-0	0-0-0		OVERALL		0-4-0		0-0-1		5-2-0	
2-4-0	0-0-0	0-0-0		HOME		0-3-0		0-0-0		2-1-0	
2-2-1	0-0-0	0-0-0		AWAY		0-1-0		0-0-1		2-1-0	
1-0-0	0-0-0	0-0-0		NEUTRAL		0-0-0		0-0-0		1-0-0	
4-5-1	0-0-0	0-0-0		NON-CONFERENCE		0-3-0		0-0-1		4-2-0	
2-3-0	0-0-0	0-0-0		HOME		0-2-0		0-0-0		2-1-0	
1-2-1	0-0-0	0-0-		AWAY		0-1-0		0-0-1		1-1-0	
1-0-0	0-0-0	0-0-0		NEUTRAL		0-0-0		0-0-0		1-0-0	
1-1-0	0-0-0	0-0-0		CONFERENCE		0-1-0		0-0-0		1-0-0	
0-1-0	0-0-0	0-0-0		HOME		0-1-0		0-0-0		0-0-0	
1-0-0	0-0-0	0-0-0		AWAY		0-0-0		0-0-0		1-0-0	
0-0-0	0-0-0	0-0-0		NEUTRAL		0-0-0		0-0-0		0-0-0	
RPI S	Opponent	Score	RPI S	Opponent	Score	RPI S	Opponent	Score	RPI S	Opponent	Score
						53 H	St. John's (NY)	0 1	135 A	Providence	1 1
						56 A	Texas A&M	1 3	163 H	Army	0 2
						70 H	VCU	0 1	166 H	Northeastern	2 1
						74 H	Brown	1 2	185 A	Saint Joseph's	2 1
									222 N	Lamar	2 1
									233 A	Siena	3 4
									252 H	Bryant	1 0
									253 A	New Hampshire	1 0
LAST 10 GAMES											
						70 H	VCU	0 1	185 A	Saint Joseph's	2 1
						56 A	Texas A&M	1 3	252 H	Bryant	1 0
						253 A	New Hampshire	1 0	166 H	Northeastern	2 1
						135 A	Providence	1 1	74 H	Brown	1 2
						163 H	Army	0 2	222 N	Lamar	2 1

Non-Div. I Games:

Massachusetts

Average RPI Win:	229	WON-LOST	WINNING	LAST 10	STRENGTH OF	OPP. STRENGTH	TEAM	ADJ	CONF.	ADJ CONF.			
Average RPI Loss:	160	RECORD	PCT. RANK	GAMES	SCHEDULE	OF SCHEDULE	RPI	RPI	RPI	RPI			
DIV. I ONLY	7-4-1	.625	89	6-3-1	239	266	158	.49449	157	16	16		
DIV. I NON-CONF.	6-3-1	.65	88	5-2-1	238	287	151	.49703	149	17	17		
<hr/>													
TOTALS	RPI 1-25	RPI 26-50		W-L RECORDS		RPI 51-100		RPI 101-150		RPI 150+			
7-4-1	0-0-0	0-0-0		OVERALL		1-1-0		0-0-0		6-3-1			
7-1-0	0-0-0	0-0-0		HOME		1-0-0		0-0-0		6-1-0			
0-3-1	0-0-0	0-0-0		AWAY		0-1-0		0-0-0		0-2-1			
0-0-0	0-0-0	0-0-0		NEUTRAL		0-0-0		0-0-0		0-0-0			
<hr/>													
6-3-1	0-0-0	0-0-0		NON-CONFERENCE		1-0-0		0-0-0		5-3-1			
6-1-0	0-0-0	0-0-0		HOME		1-0-0		0-0-0		5-1-0			
0-2-1	0-0-0	0-0-		AWAY		0-0-0		0-0-0		0-2-1			
0-0-0	0-0-0	0-0-0		NEUTRAL		0-0-0		0-0-0		0-0-0			
<hr/>													
1-1-0	0-0-0	0-0-0		CONFERENCE		0-1-0		0-0-0		1-0-0			
1-0-0	0-0-0	0-0-0		HOME		0-0-0		0-0-0		1-0-0			
0-1-0	0-0-0	0-0-0		AWAY		0-1-0		0-0-0		0-0-0			
0-0-0	0-0-0	0-0-0		NEUTRAL		0-0-0		0-0-0		0-0-0			
<hr/>													
RPI	S	Opponent	Score	RPI	S	Opponent	Score	RPI	S	Opponent	Score		
				59 H DePaul				1	0	154 H Northwestern		1	0
				95 A Milwaukee				2	3	164 H Miami (OH)		0	1
										172 A Evansville		1	2
										210 A Kent St.		0	1
										230 H Cleveland St.		2	1
										237 A IUPUI		0	0
										266 H IPFW		1	0
										272 H Western Ill.		2	0
										308 H Eastern Ill.		2	1
										314 H Grand Canyon		1	0
<hr/>													
				LAST 10 GAMES									
230 H Cleveland St.				2	1	95 A Milwaukee				2	3		
266 H IPFW				1	0	308 H Eastern Ill.				2	1		
154 H Northwestern				1	0	272 H Western Ill.				2	0		
210 A Kent St.				0	1	172 A Evansville				1	2		
314 H Grand Canyon				1	0	237 A IUPUI				0	0		

Non-Div. I Games:

Valparaiso

Average RPI Win: 151		WON-LOST RECORD	WINNING PCT. RANK		LAST 10 GAMES	STRENGTH OF SCHEDULE	OPP. STRENGTH OF SCHEDULE	TEAM RPI	ADJ RPI	CONF. RPI	ADJ CONF. RPI						
Average RPI Loss: 107																	
DIV. I ONLY		4-6-0	.4	222	1-2-0	116	97	157	.49401	158	11	11					
DIV. I NON-CONF.		4-4-0	.5	147	1-0-0	106	64	120	.52643	121	10	10					
<hr/>																	
TOTALS		RPI 1-25		RPI 26-50		W-L RECORDS		RPI 51-100		RPI 101-150		RPI 150+					
4-6-0		0-1-0		0-0-0		OVERALL		1-2-0		1-1-0		2-2-0					
1-3-0		0-1-0		0-0-0		HOME		0-0-0		0-1-0		1-1-0					
3-3-0		0-0-0		0-0-0		AWAY		1-2-0		1-0-0		1-1-0					
0-0-0		0-0-0		0-0-0		NEUTRAL		0-0-0		0-0-0		0-0-0					
4-4-0		0-1-0		0-0-0		NON-CONFERENCE		1-1-0		1-1-0		2-1-0					
1-3-0		0-1-0		0-0-0		HOME		0-0-0		0-1-0		1-1-0					
3-1-0		0-0-0		0-0-		AWAY		1-1-0		1-0-0		1-0-0					
0-0-0		0-0-0		0-0-0		NEUTRAL		0-0-0		0-0-0		0-0-0					
0-2-0		0-0-0		0-0-0		CONFERENCE		0-1-0		0-0-0		0-1-0					
0-0-0		0-0-0		0-0-0		HOME		0-0-0		0-0-0		0-0-0					
0-2-0		0-0-0		0-0-0		AWAY		0-1-0		0-0-0		0-1-0					
0-0-0		0-0-0		0-0-0		NEUTRAL		0-0-0		0-0-0		0-0-0					
RPI	S	Opponent		Score		RPI	S	Opponent		Score		RPI	S	Opponent		Score	
12	H	UCF		0 2								71	A	Cal St. Fullerton		1 2	
												72	A	Arizona		1 4	
												92	A	Oregon		1 0	
												104	H	UNC Greensboro		0 1	
												149	A	Oregon St.		1 0	
												155	H	Portland St.		0 2	
												170	A	Northern Ariz.		1 0	
												192	H	Idaho St.		4 1	
												227	A	UC Riverside		0 2	
<hr/>																	
LAST 10 GAMES																	
227	A	UC Riverside		0 2		71	A	Cal St. Fullerton		1 2							
149	A	Oregon St.		1 0		170	A	Northern Ariz.		1 0							
92	A	Oregon		1 0		72	A	Arizona		1 4							
12	H	UCF		0 2		155	H	Portland St.		0 2							
104	H	UNC Greensboro		0 1		192	H	Idaho St.		4 1							

Non-Div. I Games: Hawaii Pacific 1 0

Hawaii

Average RPI Win:		284	WON-LOST RECORD		WINNING PCT. RANK		LAST 10 GAMES		STRENGTH OF SCHEDULE		OPP. STRENGTH OF SCHEDULE		TEAM RPI		ADJ RPI		CONF. RPI		ADJ CONF. RPI					
DIV. I ONLY			3-5-2		.4		222		3-5-2		84		230		159		.49214		159		11		11	
DIV. I NON-CONF.			3-5-2		.4		215		3-5-2		86		235		162		.49214		162		10		10	
TOTALS		RPI 1-25		RPI 26-50		W-L RECORDS		RPI 51-100		RPI 101-150		RPI 150+												
3-5-2		0-1-0		0-1-1		OVERALL		0-1-0		0-1-0		3-1-1												
2-0-0		0-0-0		0-0-0		HOME		0-0-0		0-0-0		2-0-0												
1-2-1		0-0-0		0-0-1		AWAY		0-0-0		0-1-0		1-1-0												
0-3-1		0-1-0		0-1-0		NEUTRAL		0-1-0		0-0-0		0-0-1												
3-5-2		0-1-0		0-1-1		NON-CONFERENCE		0-1-0		0-1-0		3-1-1												
2-0-0		0-0-0		0-0-0		HOME		0-0-0		0-0-0		2-0-0												
1-2-1		0-0-0		0-1-		AWAY		0-0-0		0-1-0		1-1-0												
0-3-1		0-1-0		0-1-0		NEUTRAL		0-1-0		0-0-0		0-0-1												
0-0-0		0-0-0		0-0-0		CONFERENCE		0-0-0		0-0-0		0-0-0												
0-0-0		0-0-0		0-0-0		HOME		0-0-0		0-0-0		0-0-0												
0-0-0		0-0-0		0-0-0		AWAY		0-0-0		0-0-0		0-0-0												
0-0-0		0-0-0		0-0-0		NEUTRAL		0-0-0		0-0-0		0-0-0												
RPI	S	Opponent		Score		RPI	S	Opponent		Score		RPI	S	Opponent		Score								
17	N	California		0 4		42	N	Texas Tech		0 3		79	N	Iowa		0 1								
						44	A	Utah																

Non-Div. I Games:

UC Davis

Average RPI Win: 254		WON-LOST	WINNING	LAST 10	STRENGTH OF		OPP. STRENGTH	TEAM	ADJ	CONF.	ADJ CONF.
Average RPI Loss: 80		RECORD	PCT. RANK	GAMES	SCHEDULE		OF SCHEDULE	RPI	RPI	RPI	RPI
DIV. I ONLY		6-6-0	.5	149	205		111	161	.49089	160	17
DIV. I NON-CONF.		3-5-0	.375	230	179		30	183	.4753	183	18
TOTALS		RPI 1-25	RPI 26-50		W-L RECORDS		RPI 51-100		RPI 101-150		RPI 150+
6-6-0	0-1-0	0-2-0		OVERALL		0-1-0		0-1-0		6-1-0	
3-2-0	0-0-0	0-1-0		HOME		0-1-0		0-0-0		3-0-0	
2-2-0	0-1-0	0-0-0		AWAY		0-0-0		0-0-0		2-1-0	
1-2-0	0-0-0	0-1-0		NEUTRAL		0-0-0		0-1-0		1-0-0	
3-5-0	0-1-0	0-2-0		NON-CONFERENCE		0-1-0		0-1-0		3-0-0	
1-2-0	0-0-0	0-1-0		HOME		0-1-0		0-0-0		1-0-0	
1-1-0	0-1-0	0-0-		AWAY		0-0-0		0-0-0		1-0-0	
1-2-0	0-0-0	0-1-0		NEUTRAL		0-0-0		0-1-0		1-0-0	
3-1-0	0-0-0	0-0-0		CONFERENCE		0-0-0		0-0-0		3-1-0	
2-0-0	0-0-0	0-0-0		HOME		0-0-0		0-0-0		2-0-0	
1-1-0	0-0-0	0-0-0		AWAY		0-0-0		0-0-0		1-1-0	
0-0-0	0-0-0	0-0-0		NEUTRAL		0-0-0		0-0-0		0-0-0	
RPI S	Opponent	Score		RPI S	Opponent	Score		RPI S	Opponent	Score	
1 A	North Carolina	0	3	35 N	Duke	0	1	82 H	Samford	0	3
				39 H	Ole Miss	1	2				
LAST 10 GAMES											
	218 A	East Tenn. St.	0	2		246 A	USC Upstate	3	1		
	39 H	Ole Miss	1	2		290 H	Northern Ky.	2	0		
	256 A	Georgia St.	1	0		180 H	Lipscomb	2	1		
	1 A	North Carolina	0	3		257 H	Troy	2	0		
	35 N	Duke	0	1		82 H	Samford	0	3		

Non-Div. I Games:

Kennesaw St.

Average RPI Win: 244		WON-LOST RECORD	WINNING PCT. RANK		LAST 10 GAMES	STRENGTH OF SCHEDULE	OPP. STRENGTH OF SCHEDULE	TEAM RPI	ADJ RPI	CONF. RPI	ADJ CONF. RPI			
Average RPI Loss: 152														
DIV. I ONLY		6-3-1	.65	80	6-3-1	266	220	162	.49037	162	13	13		
DIV. I NON-CONF.		4-2-1	.64286	93	4-2-1	284	251	186	.47402	186	13	13		
<hr/>														
TOTALS		RPI 1-25		RPI 26-50		W-L RECORDS		RPI 51-100		RPI 101-150		RPI 150+		
6-3-1		0-0-0		0-0-0		OVERALL		0-1-0		1-0-0		5-2-1		
4-1-0		0-0-0		0-0-0		HOME		0-0-0		0-0-0		4-1-0		
2-2-1		0-0-0		0-0-0		AWAY		0-1-0		1-0-0		1-1-1		
0-0-0		0-0-0		0-0-0		NEUTRAL		0-0-0		0-0-0		0-0-0		
<hr/>														
4-2-1		0-0-0		0-0-0		NON-CONFERENCE		0-0-0		1-0-0		3-2-1		
2-1-0		0-0-0		0-0-0		HOME		0-0-0		0-0-0		2-1-0		
2-1-1		0-0-0		0-0-		AWAY		0-0-0		1-0-0		1-1-1		
0-0-0		0-0-0		0-0-0		NEUTRAL		0-0-0		0-0-0		0-0-0		
<hr/>														
2-1-0		0-0-0		0-0-0		CONFERENCE		0-1-0		0-0-0		2-0-0		
2-0-0		0-0-0		0-0-0		HOME		0-0-0		0-0-0		2-0-0		
0-1-0		0-0-0		0-0-0		AWAY		0-1-0		0-0-0		0-0-0		
0-0-0		0-0-0		0-0-0		NEUTRAL		0-0-0		0-0-0		0-0-0		
<hr/>														
RPI	S	Opponent	Score	RPI	S	Opponent	Score	RPI	S	Opponent	Score			
								82	A	Samford	1	2		
										141	A	Presbyterian	2	1
										165	H	Citadel	2	0
										171	A	Winthrop	0	1
										203	H	Coastal Caro.	0	2
										246	A	USC Upstate	0	0
										258	H	UNC Asheville	1	0
										286	H	Chattanooga	5	1
										299	A	Gardner-Webb	2	1
										315	H	Francis Marion	3	0
<hr/>														
LAST 10 GAMES														
										82	A	Samford	1	2
										165	H	Citadel	2	0
										315	H	Francis Marion	3	0
										299	A	Gardner-Webb	2	1
										141	A	Presbyterian	2	1

Non-Div. I Games:

Wofford

Average RPI Win: 209		WON-LOST RECORD	WINNING PCT. RANK		LAST 10 GAMES		STRENGTH OF SCHEDULE		OPP. STRENGTH OF SCHEDULE		TEAM RPI	ADJ RPI	CONF. RPI	ADJ CONF. RPI	
Average RPI Loss: 88															
DIV. I ONLY		5-5-2	.5	149	2-2-1		204		124		163	.48946	163	14	14
DIV. I NON-CONF.		4-4-1	.5	147	1-1-0		178		107		150	.49662	150	14	14
TOTALS		RPI 1-25		RPI 26-50		W-L RECORDS		RPI 51-100		RPI 101-150		RPI 150+			
5-5-2	0-0-0			0-2-0		OVERALL		0-1-0		1-1-0		4-1-2			
2-3-0	0-0-0			0-2-0		HOME		0-0-0		1-0-0		1-1-0			
3-2-2	0-0-0			0-0-0		AWAY		0-1-0		0-1-0		3-0-2			
0-0-0	0-0-0			0-0-0		NEUTRAL		0-0-0		0-0-0		0-0-0			
4-4-1	0-0-0			0-1-0		NON-CONFERENCE		0-1-0		1-1-0		3-1-1			
2-2-0	0-0-0			0-1-0		HOME		0-0-0		1-0-0		1-1-0			
2-2-1	0-0-0			0-0-		AWAY		0-1-0		0-1-0		2-0-1			
0-0-0	0-0-0			0-0-0		NEUTRAL		0-0-0		0-0-0		0-0-0			
1-1-1	0-0-0			0-1-0		CONFERENCE		0-0-0		0-0-0		1-0-1			
0-1-0	0-0-0			0-1-0		HOME		0-0-0		0-0-0		0-0-0			
1-0-1	0-0-0			0-0-0		AWAY		0-0-0		0-0-0		1-0-1			
0-0-0	0-0-0			0-0-0		NEUTRAL		0-0-0		0-0-0		0-0-0			
RPI	S	Opponent	Score	RPI	S	Opponent	Score	RPI	S	Opponent	Score	RPI	S	Opponent	Score
				26	H	Rutgers	2 3	94	A	Princeton	0 3	102	A	Seton Hall	0 2
				48	H	Boston U.	0 1					150	H	Fairfield	1 0
												156	A	Massachusetts	2 0
												168	H	Binghamton	0 1
												198	A	Fordham	1 1
												226	A	Central Conn. St.	1 0
												243	A	Bucknell	2 1
												269	A	Loyola Maryland	1 1
												271	H	Rhode Island	5 0
LAST 10 GAMES															
				243	A	Bucknell	2 1	269	A	Loyola Maryland	1 1				
				94	A	Princeton	0 3	48	H	Boston U.	0 1				
				198	A	Fordham	1 1	168	H	Binghamton	0 1				
				156	A	Massachusetts	2 0	271	H	Rhode Island	5 0				
				102	A	Seton Hall	0 2	226	A	Central Conn. St.	1 0				

Non-Div. I Games:

Army

Average RPI Win: 215		WON-LOST RECORD		WINNING PCT. RANK		LAST 10 GAMES		STRENGTH OF SCHEDULE		OPP. STRENGTH OF SCHEDULE		TEAM RPI		ADJ RPI		CONF. RPI		ADJ CONF. RPI	
DIV. I ONLY		5-6-1		.45833 176		4-5-1		155		157		165		.4884 164		21		20	
DIV. I NON-CONF.		3-5-0		.375 230		2-4-0		162		81		188		.47334 188		19		19	
TOTALS		RPI 1-25		RPI 26-50		W-L RECORDS		RPI 51-100		RPI 101-150		RPI 150+							
5-6-1		0-0-0		0-1-0		OVERALL		0-2-0		0-2-0		5-1-1							
2-3-1		0-0-0		0-1-0		HOME		0-2-0		0-0-0		2-0-1							
3-3-0		0-0-0		0-0-0		AWAY		0-0-0		0-2-0		3-1-0							
0-0-0		0-0-0		0-0-0		NEUTRAL		0-0-0		0-0-0		0-0-0							
3-5-0		0-0-0		0-1-0		NON-CONFERENCE		0-2-0		0-2-0		3-0-0							
1-3-0		0-0-0		0-1-0		HOME		0-2-0		0-0-0		1-0-0							
2-2-0		0-0-0		0-0-		AWAY		0-0-0		0-2-0		2-0-0							
0-0-0		0-0-0		0-0-0		NEUTRAL		0-0-0		0-0-0		0-0-0							
2-1-1		0-0-0		0-0-0		CONFERENCE		0-0-0		0-0-0		2-1-1							
1-0-1		0-0-0		0-0-0		HOME		0-0-0		0-0-0		1-0-1							
1-1-0		0-0-0		0-0-0		AWAY		0-0-0		0-0-0		1-1-0							
0-0-0		0-0-0		0-0-0		NEUTRAL		0-0-0		0-0-0		0-0-0							
RPI	S	Opponent		Score	RPI	S	Opponent		Score	RPI	S	Opponent		Score					
					37	H	Louisville		2 3	78	H	Purdue		3 4					
										95	H	Milwaukee		3 4					
													107	A	Marshall		0 1		
													116	A	Illinois St.		2 3		
													157	A	Valparaiso		1 0		
													205	A	Buffalo		1 0		
													209	H	Ohio		1 1		
													210	H	Kent St.		1 0		
													235	H	Belmont		5 0		
													251	A	Akron		1 2		
													266	A	IPFW		3 0		
LAST 10 GAMES																			
					210	H	Kent St.		1 0	209	H	Ohio		1 1					
					95	H	Milwaukee		3 4	205	A	Buffalo		1 0					
					37	H	Louisville		2 3	251	A	Akron		1 2					
					266	A	IPFW		3 0	107	A	Marshall		0 1					
					235	H	Belmont		5 0	78	H	Purdue		3 4					

Non-Div. I Games:

Miami (OH)

Average RPI Win: 244		WON-LOST RECORD	WINNING PCT. RANK		LAST 10 GAMES	STRENGTH OF SCHEDULE	OPP. STRENGTH OF SCHEDULE	TEAM RPI	ADJ RPI	CONF. RPI	ADJ CONF. RPI						
Average RPI Loss: 93																	
DIV. I ONLY		3-6-2	.36364	239	3-5-2	66	254	164	.48823	165	13	13					
DIV. I NON-CONF.		2-3-2	.42857	204	2-2-2	145	244	185	.47328	189	13	13					
<hr/>																	
TOTALS		RPI 1-25		RPI 26-50		W-L RECORDS		RPI 51-100		RPI 101-150		RPI 150+					
3-6-2		0-1-0		0-1-0		OVERALL		0-1-0		1-2-0		2-1-2					
3-1-2		0-0-0		0-0-0		HOME		0-0-0		1-1-0		2-0-2					
0-5-0		0-1-0		0-1-0		AWAY		0-1-0		0-1-0		0-1-0					
0-0-0		0-0-0		0-0-0		NEUTRAL		0-0-0		0-0-0		0-0-0					
2-3-2		0-1-0		0-1-0		NON-CONFERENCE		0-0-0		0-1-0		2-0-2					
2-0-2		0-0-0		0-0-0		HOME		0-0-0		0-0-0		2-0-2					
0-3-0		0-1-0		0-0-		AWAY		0-0-0		0-1-0		0-0-0					
0-0-0		0-0-0		0-0-0		NEUTRAL		0-0-0		0-0-0		0-0-0					
1-3-0		0-0-0		0-0-0		CONFERENCE		0-1-0		1-1-0		0-1-0					
1-1-0		0-0-0		0-0-0		HOME		0-0-0		1-1-0		0-0-0					
0-2-0		0-0-0		0-0-0		AWAY		0-1-0		0-0-0		0-1-0					
0-0-0		0-0-0		0-0-0		NEUTRAL		0-0-0		0-0-0		0-0-0					
RPI	S	Opponent		Score		RPI	S	Opponent		Score		RPI	S	Opponent		Score	
21	A	Maryland		0 9		47	A	Navy		0 5		84	A	Furman		0 7	
												104	H	UNC Greensboro		3	5
												129	H	Elon		2	1
												141	A	Presbyterian		1	2
												162	A	Wofford		0	2
												171	H	Winthrop		2	2
												293	H	Charleston So.		2	1
												309	H	Jacksonville St.		3	1
												316	H	Canisius		1	1
LAST 10 GAMES																	
104 H UNC Greensboro						3	5	129 H Elon						2	1		
293 H Charleston So.						2	1	162 A Wofford						0	2		
316 H Canisius						1	1	84 A Furman						0	7		
309 H Jacksonville St.						3	1	171 H Winthrop						2	2		
47 A Navy						0	5	141 A Presbyterian						1	2		

Non-Div. I Games:

Citadel

Average RPI Win:	186	WON-LOST	WINNING	LAST 10	STRENGTH OF	OPP. STRENGTH	TEAM	ADJ	CONF.	ADJ CONF.					
Average RPI Loss:	81	RECORD	PCT. RANK	GAMES	SCHEDULE	OF SCHEDULE	RPI	RPI	RPI	RPI					
DIV. I ONLY	3-6-3	.375	230	3-4-3	113	105	166	.48797	166	9	9				
DIV. I NON-CONF.	0-6-3	.16667	295	0-4-3	92	58	230	.4491	230	9	9				
<hr/>															
TOTALS	RPI 1-25	RPI 26-50		W-L RECORDS		RPI 51-100		RPI 101-150		RPI 150+					
3-6-3	0-2-0	0-0-0		OVERALL		0-2-0		1-0-1		2-2-2					
2-2-2	0-1-0	0-0-0		HOME		0-1-0		1-0-1		1-0-1					
1-4-1	0-1-0	0-0-0		AWAY		0-1-0		0-0-0		1-2-1					
0-0-0	0-0-0	0-0-0		NEUTRAL		0-0-0		0-0-0		0-0-0					
<hr/>															
0-6-3	0-2-0	0-0-0		NON-CONFERENCE		0-2-0		0-0-1		0-2-2					
0-2-2	0-1-0	0-0-0		HOME		0-1-0		0-0-1		0-0-1					
0-4-1	0-1-0	0-0-		AWAY		0-1-0		0-0-0		0-2-1					
0-0-0	0-0-0	0-0-0		NEUTRAL		0-0-0		0-0-0		0-0-0					
<hr/>															
3-0-0	0-0-0	0-0-0		CONFERENCE		0-0-0		1-0-0		2-0-0					
2-0-0	0-0-0	0-0-0		HOME		0-0-0		1-0-0		1-0-0					
1-0-0	0-0-0	0-0-0		AWAY		0-0-0		0-0-0		1-0-0					
0-0-0	0-0-0	0-0-0		NEUTRAL		0-0-0		0-0-0		0-0-0					
<hr/>															
RPI S	Opponent	Score		RPI S	Opponent	Score		RPI S	Opponent	Score					
5 A	UCLA	0	4			54 H	Ohio St.	1	4	115 H	Hofstra	2	0		
8 H	South Carolina	0	3			74 A	Brown	1	2	142 H	Maine	1	1		
								154 H Northwestern				1	1		
								156 A Massachusetts				1	2		
								183 H UNC Wilmington				2	1		
								186 A Loyola Marymount				0	1		
								253 A New Hampshire				1	1		
								259 A Col. of Charleston				3	0		
<hr/>															
				LAST 10 GAMES											
				115 H Hofstra				2	0	183 H UNC Wilmington				2	1
				54 H Ohio St.				1	4	259 A Col. of Charleston				3	0
				253 A New Hampshire				1	1	156 A Massachusetts				1	2
				8 H South Carolina				0	3	142 H Maine				1	1
				154 H Northwestern				1	1	74 A Brown				1	2

Non-Div. I Games:

Northeastern

Average RPI Win:	284	WON-LOST	WINNING	LAST 10	STRENGTH OF	OPP. STRENGTH	TEAM	ADJ	CONF.	ADJ CONF.	
Average RPI Loss:	108	RECORD	PCT. RANK	GAMES	SCHEDULE	OF SCHEDULE	RPI	RPI	RPI	RPI	
DIV. I ONLY	3-4-2	.44444	191	3-4-2	126	225	167	.48748	167	28	28
DIV. I NON-CONF.	1-4-1	.25	275	1-4-1	155	126	245	.43965	241	28	28
<hr/>											
TOTALS	RPI 1-25	RPI 26-50		W-L RECORDS	RPI 51-100		RPI 101-150		RPI 150+		
3-4-2	0-1-0	0-0-0		OVERALL	0-0-0		0-2-1		3-1-1		
1-0-1	0-0-0	0-0-0		HOME	0-0-0		0-0-0		1-0-1		
2-4-1	0-1-0	0-0-0		AWAY	0-0-0		0-2-1		2-1-0		
0-0-0	0-0-0	0-0-0		NEUTRAL	0-0-0		0-0-0		0-0-0		
<hr/>											
1-4-1	0-1-0	0-0-0		NON-CONFERENCE	0-0-0		0-2-0		1-1-1		
0-0-1	0-0-0	0-0-0		HOME	0-0-0		0-0-0		0-0-1		
1-4-0	0-1-0	0-0-		AWAY	0-0-0		0-2-0		1-1-0		
0-0-0	0-0-0	0-0-0		NEUTRAL	0-0-0		0-0-0		0-0-0		
<hr/>											
2-0-1	0-0-0	0-0-0		CONFERENCE	0-0-0		0-0-1		2-0-0		
1-0-0	0-0-0	0-0-0		HOME	0-0-0		0-0-0		1-0-0		
1-0-1	0-0-0	0-0-0		AWAY	0-0-0		0-0-1		1-0-0		
0-0-0	0-0-0	0-0-0		NEUTRAL	0-0-0		0-0-0		0-0-0		
<hr/>											
RPI S	Opponent	Score	RPI S	Opponent	Score	RPI S	Opponent	Score	RPI S	Opponent	Score
18 A	Nebraska	0 4							106 A	Austin Peay	1 1
									116 A	Illinois St.	0 4
									118 A	Missouri	0 4
									181 A	UMKC	1 2
									194 H	Arkansas St.	0 0
									267 A	Drake	2 1
									277 A	Murray St.	1 0
									309 H	Jacksonville St.	2 0
<hr/>											
LAST 10 GAMES											
			309 H	Jacksonville St.	2 0		106 A	Austin Peay	1 1		
			118 A	Missouri	0 4		277 A	Murray St.	1 0		
			181 A	UMKC	1 2		267 A	Drake	2 1		
			18 A	Nebraska	0 4		116 A	Illinois St.	0 4		
							194 H	Arkansas St.	0 0		

Non-Div. I Games: Lindenwood (MO) 2 0

Southeast Mo. St.

Average RPI Win:	237	WON-LOST	WINNING	LAST 10	STRENGTH OF	OPP. STRENGTH	TEAM	ADJ	CONF.	ADJ CONF.		
Average RPI Loss:	195	RECORD	PCT. RANK	GAMES	SCHEDULE	OF SCHEDULE	RPI	RPI	RPI	RPI		
DIV. I ONLY	5-4-2	.54545	126	5-3-2	175	309	168	.48678	168	26	26	
DIV. I NON-CONF.	5-3-1	.61111	105	5-2-1	175	302	143	.50306	143	25	25	
<hr/>												
TOTALS	RPI 1-25	RPI 26-50		W-L RECORDS		RPI 51-100		RPI 101-150		RPI 150+		
5-4-2	0-0-0	0-0-0		OVERALL		0-0-0		0-1-0		5-3-2		
2-1-1	0-0-0	0-0-0		HOME		0-0-0		0-0-0		2-1-1		
3-3-1	0-0-0	0-0-0		AWAY		0-0-0		0-1-0		3-2-1		
0-0-0	0-0-0	0-0-0		NEUTRAL		0-0-0		0-0-0		0-0-0		
<hr/>												
5-3-1	0-0-0	0-0-0		NON-CONFERENCE		0-0-0		0-1-0		5-2-1		
2-0-1	0-0-0	0-0-0		HOME		0-0-0		0-0-0		2-0-1		
3-3-0	0-0-0	0-0-		AWAY		0-0-0		0-1-0		3-2-0		
0-0-0	0-0-0	0-0-0		NEUTRAL		0-0-0		0-0-0		0-0-0		
<hr/>												
0-1-1	0-0-0	0-0-0		CONFERENCE		0-0-0		0-0-0		0-1-1		
0-1-0	0-0-0	0-0-0		HOME		0-0-0		0-0-0		0-1-0		
0-0-1	0-0-0	0-0-0		AWAY		0-0-0		0-0-0		0-0-1		
0-0-0	0-0-0	0-0-0		NEUTRAL		0-0-0		0-0-0		0-0-0		
<hr/>												
RPI	S	Opponent	Score	RPI	S	Opponent	Score	RPI	S	Opponent	Score	
								146	A	Cornell	0	2
								163	A	Army	1	0
								193	H	UMBC	0	1
								199	H	Lafayette	2	0
								206	A	Temple	0	2
								233	A	Siena	1	2
								238	H	Marist	1	1
								253	A	New Hampshire	0	0
								260	A	Iona	1	0
								281	A	Manhattan	1	0
								283	H	Niagara	3	1
								<hr/>				
				LAST 10 GAMES								
193 H UMBC				0	1	163 A Army				1	0	
253 A New Hampshire				0	0	146 A Cornell				0	2	
199 H Lafayette				2	0	238 H Marist				1	1	
260 A Iona				1	0	206 A Temple				0	2	
281 A Manhattan				1	0	283 H Niagara				3	1	

Non-Div. I Games:

Binghamton

Average RPI Win: 275		WON-LOST	WINNING	LAST 10	STRENGTH OF	OPP. STRENGTH	TEAM	ADJ	CONF.	ADJ CONF.						
Average RPI Loss: 147		RECORD	PCT. RANK	GAMES	SCHEDULE	OF SCHEDULE	RPI	RPI	RPI	RPI						
DIV. I ONLY		8-3-1	.70833	57	6-3-1	298	274	169	.48598	169	27	27				
DIV. I NON-CONF.		7-2-1	.75	51	5-2-1	283	286	149	.49709	148	27	27				
<hr/>																
TOTALS		RPI 1-25		RPI 26-50		W-L RECORDS		RPI 51-100		RPI 101-150		RPI 150+				
8-3-1		0-0-0		0-0-0		OVERALL		0-1-0		1-0-1		7-2-0				
5-1-1		0-0-0		0-0-0		HOME		0-0-0		1-0-1		4-1-0				
3-2-0		0-0-0		0-0-0		AWAY		0-1-0		0-0-0		3-1-0				
0-0-0		0-0-0		0-0-0		NEUTRAL		0-0-0		0-0-0		0-0-0				
7-2-1		0-0-0		0-0-0		NON-CONFERENCE		0-1-0		1-0-1		6-1-0				
4-0-1		0-0-0		0-0-0		HOME		0-0-0		1-0-1		3-0-0				
3-2-0		0-0-0		0-0-		AWAY		0-1-0		0-0-0		3-1-0				
0-0-0		0-0-0		0-0-0		NEUTRAL		0-0-0		0-0-0		0-0-0				
1-1-0		0-0-0		0-0-0		CONFERENCE		0-0-0		0-0-0		1-1-0				
1-1-0		0-0-0		0-0-0		HOME		0-0-0		0-0-0		1-1-0				
0-0-0		0-0-0		0-0-0		AWAY		0-0-0		0-0-0		0-0-0				
0-0-0		0-0-0		0-0-0		NEUTRAL		0-0-0		0-0-0		0-0-0				
RPI	S	Opponent		Score	RPI	S	Opponent		Score	RPI	S	Opponent		Score		
							98	A	Stony Brook	1	2	142	H	Maine	1	1
												150	H	Fairfield	2	1
												151	H	Saint Francis (PA)	1	2
												193	A	UMBC	1	2
												270	H	NJIT	4	0
												273	H	Holy Cross	2	0
												280	H	Sacred Heart	5	3
												281	H	Manhattan	2	1
												301	A	Howard	3	2
												321	A	Saint Peter's	3	1
												326	A	Delaware St.	2	0
<hr/>																
LAST 10 GAMES																
							151	H	Saint Francis (PA)	1	2	326	A	Delaware St.	2	0
							280	H	Sacred Heart	5	3	193	A	UMBC	1	2
							142	H	Maine	1	1	270	H	NJIT	4	0
							301	A	Howard	3	2	281	H	Manhattan	2	1
							273	H	Holy Cross	2	0	98	A	Stony Brook	1	2

Non-Div. I Games:

Wagner

Average RPI Win: 217		WON-LOST	WINNING	LAST 10	STRENGTH OF		OPP. STRENGTH	TEAM	ADJ	CONF.	ADJ CONF.
Average RPI Loss: 113		RECORD	PCT. RANK	GAMES	SCHEDULE		OF SCHEDULE	RPI	RPI	RPI	RPI
DIV. I ONLY		6-3-3	.625	89	4-3-3		272	181	171	.48575	170
DIV. I NON-CONF.		4-2-3	.61111	105	2-2-3		295	201	202	.46667	200
TOTALS		RPI 1-25	RPI 26-50		W-L RECORDS		RPI 51-100		RPI 101-150		RPI 150+
6-3-3	0-0-0		0-0-0		OVERALL		1-2-0		0-0-1		5-1-2
3-3-2	0-0-0		0-0-0		HOME		0-2-0		0-0-1		3-1-1
3-0-1	0-0-0		0-0-0		AWAY		1-0-0		0-0-0		2-0-1
0-0-0	0-0-0		0-0-0		NEUTRAL		0-0-0		0-0-0		0-0-0
4-2-3	0-0-0		0-0-0		NON-CONFERENCE		1-1-0		0-0-1		3-1-2
2-2-2	0-0-0		0-0-0		HOME		0-1-0		0-0-1		2-1-1
2-0-1	0-0-0		0-0-		AWAY		1-0-0		0-0-0		1-0-1
0-0-0	0-0-0		0-0-0		NEUTRAL		0-0-0		0-0-0		0-0-0
2-1-0	0-0-0		0-0-0		CONFERENCE		0-1-0		0-0-0		2-0-0
1-1-0	0-0-0		0-0-0		HOME		0-1-0		0-0-0		1-0-0
1-0-0	0-0-0		0-0-0		AWAY		0-0-0		0-0-0		1-0-0
0-0-0	0-0-0		0-0-0		NEUTRAL		0-0-0		0-0-0		0-0-0
RPI S	Opponent	Score	RPI S	Opponent	Score	RPI S	Opponent	Score	RPI S	Opponent	Score
						68 A	Long Beach St.	1 0	145 H	UNLV	0 0
						87 H	UTEP	3 4	158 H	Hawaii	0 1
						93 H	Weber St.	1 2	192 H	Idaho St.	2 1
									195 A	Southern Utah	3 2
									222 H	Lamar	3 2
									227 A	UC Riverside	1 1
									310 A	Bakersfield	1 0
									313 H	Colorado St.	1 1
									314 H	Grand Canyon	1 0
LAST 10 GAMES											
			93 H	Weber St.	1 2	195 A	Southern Utah	3 2			
			192 H	Idaho St.	2 1	158 H	Hawaii	0 1			
			145 H	UNLV	0 0	87 H	UTEP	3 4			
			227 A	UC Riverside	1 1	313 H	Colorado St.	1 1			
			310 A	Bakersfield	1 0	314 H	Grand Canyon	1 0			

Non-Div. I Games:

Northern Ariz.

W
i
n
t
h
r
o
p

Winthrop

Average RPI Win: 250		WON-LOST RECORD		WINNING PCT. RANK		LAST 10 GAMES		STRENGTH OF SCHEDULE		OPP. STRENGTH OF SCHEDULE		TEAM RPI		ADJ RPI		CONF. RPI		ADJ CONF. RPI	
DIV. I ONLY		9-2-1		.79167 24		8-1-1		321		154		172		.48323 172		23		23	
DIV. I NON-CONF.		7-2-1		.75 51		6-1-1		315		151		170		.48672 170		21		22	
TOTALS		RPI 1-25		RPI 26-50		W-L RECORDS		RPI 51-100		RPI 101-150		RPI 150+							
9-2-1		0-0-0		0-0-0		OVERALL		0-1-0		0-0-0		9-1-1							
5-1-0		0-0-0		0-0-0		HOME		0-0-0		0-0-0		5-1-0							
4-1-1		0-0-0		0-0-0		AWAY		0-1-0		0-0-0		4-0-1							
0-0-0		0-0-0		0-0-0		NEUTRAL		0-0-0		0-0-0		0-0-0							
7-2-1		0-0-0		0-0-0		NON-CONFERENCE		0-1-0		0-0-0		7-1-1							
4-1-0		0-0-0		0-0-0		HOME		0-0-0		0-0-0		4-1-0							
3-1-1		0-0-0		0-0-		AWAY		0-1-0		0-0-0		3-0-1							
0-0-0		0-0-0		0-0-0		NEUTRAL		0-0-0		0-0-0		0-0-0							
2-0-0		0-0-0		0-0-0		CONFERENCE		0-0-0		0-0-0		2-0-0							
1-0-0		0-0-0		0-0-0		HOME		0-0-0		0-0-0		1-0-0							
1-0-0		0-0-0		0-0-0		AWAY		0-0-0		0-0-0		1-0-0							
0-0-0		0-0-0		0-0-0		NEUTRAL		0-0-0		0-0-0		0-0-0							
RPI	S	Opponent		Score		RPI	S	Opponent		Score		RPI	S	Opponent		Score			

Non-Div. I Games:

Evansville

Average RPI Win:		239	WON-LOST RECORD		WINNING PCT. RANK		LAST 10 GAMES		STRENGTH OF SCHEDULE		OPP. STRENGTH OF SCHEDULE		TEAM RPI		ADJ RPI		CONF. RPI		ADJ CONF. RPI							
Average RPI Loss:		123																								
DIV. I ONLY			4-7-1	.375	230	4-6-0			90		214		173		.48286	173	28	28								
DIV. I NON-CONF.			2-6-1	.27778	268	2-5-0			91		145		199		.4667	199	28	28								
TOTALS		RPI 1-25		RPI 26-50			W-L RECORDS			RPI 51-100			RPI 101-150			RPI 150+										
4-7-1		0-2-0		0-0-0			OVERALL			0-1-0			0-1-1			4-3-0										
1-2-1		0-0-0		0-0-0			HOME			0-1-0			0-0-1			1-1-0										
3-4-0		0-1-0		0-0-0			AWAY			0-0-0			0-1-0			3-2-0										
0-1-0		0-1-0		0-0-0			NEUTRAL			0-0-0			0-0-0			0-0-0										
2-6-1		0-2-0		0-0-0			NON-CONFERENCE			0-1-0			0-0-1			2-3-0										
0-2-1		0-0-0		0-0-0			HOME			0-1-0			0-0-1			0-1-0										
2-3-0		0-1-0		0-0-			AWAY			0-0-0			0-0-0			2-2-0										
0-1-0		0-1-0		0-0-0			NEUTRAL			0-0-0			0-0-0			0-0-0										
2-1-0		0-0-0		0-0-0			CONFERENCE			0-0-0			0-1-0			2-0-0										
1-0-0		0-0-0		0-0-0			HOME			0-0-0			0-0-0			1-0-0										
1-1-0		0-0-0		0-0-0			AWAY			0-0-0			0-1-0			1-0-0										
0-0-0		0-0-0		0-0-0			NEUTRAL			0-0-0			0-0-0			0-0-0										
RPI	S	Opponent			Score		RPI	S	Opponent			Score		RPI	S	Opponent			Score							
13	A	Denver			0	1							51	H	Oklahoma St.			0	1	106	A	Austin Peay			1	2
25	N	Colorado			1	4														114	H	Middle Tenn.			0	0
																				172	A	Evansville			0	3
																				180	A	Lipscomb			2	0
																				188	A	Saint Louis			1	0
																				240	A	Indiana St.			2	4
																				256	H	Georgia St.			0	1
																				277	A	Murray St.			2	1
																				309	H	Jacksonville St.			3	1
LAST 10 GAMES																										
							309	H	Jacksonville St.			3	1				188	A	Saint Louis			1	0			
							277	A	Murray St.			2	1				240	A	Indiana St.			2	4			
							106	A	Austin Peay			1	2				256	H	Georgia St.			0	1			
							180	A	Lipscomb			2	0				25	N	Colorado			1	4			
							172	A	Evansville			0	3				13	A	Denver			0	1			

Non-Div. I Games:

UT Martin

Average RPI Win: 192		WON-LOST	WINNING	LAST 10	STRENGTH OF		OPP. STRENGTH	TEAM	ADJ	CONF.	ADJ CONF.
Average RPI Loss: 116		RECORD	PCT. RANK	GAMES	SCHEDULE		OF SCHEDULE	RPI	RPI	RPI	RPI
DIV. I ONLY		4-7-2	.38462	227	3-6-1		124	139	175	.4818	174
DIV. I NON-CONF.		3-4-2	.44444	190	2-3-1		140	166	168	.48944	168
TOTALS		RPI 1-25	RPI 26-50		W-L RECORDS		RPI 51-100		RPI 101-150		RPI 150+
4-7-2		0-2-0	0-0-0		OVERALL		0-1-0		1-2-1		3-2-1
3-3-1		0-1-0	0-0-0		HOME		0-0-0		1-1-0		2-1-1
1-4-1		0-1-0	0-0-0		AWAY		0-1-0		0-1-1		1-1-0
0-0-0		0-0-0	0-0-0		NEUTRAL		0-0-0		0-0-0		0-0-0
3-4-2		0-1-0	0-0-0		NON-CONFERENCE		0-0-0		0-2-1		3-1-1
2-2-1		0-0-0	0-0-0		HOME		0-0-0		0-1-0		2-1-1
1-2-1		0-1-0	0-0-		AWAY		0-0-0		0-1-1		1-0-0
0-0-0		0-0-0	0-0-0		NEUTRAL		0-0-0		0-0-0		0-0-0
1-3-0		0-1-0	0-0-0		CONFERENCE		0-1-0		1-0-0		0-1-0
1-1-0		0-1-0	0-0-0		HOME		0-0-0		1-0-0		0-0-0
0-2-0		0-0-0	0-0-0		AWAY		0-1-0		0-0-0		0-1-0
0-0-0		0-0-0	0-0-0		NEUTRAL		0-0-0		0-0-0		0-0-0
RPI S	Opponent	Score		RPI S	Opponent	Score		RPI S	Opponent	Score	
8 A	South Carolina	0	1					90 A	UAB	2	3
24 H	Colorado Col.	0	1					104 H	UNC Greensboro	0	1
								121 H	Charlotte	2	0
								122 A	High Point	0	1
								129 A	Elon	1	1
								152 H	Western Caro.	2	1
								178 A	Davidson	2	0
								183 H	UNC Wilmington	2	3
								190 H	George Washington	1	1
								279 A	Old Dominion	0	2
								315 H	Francis Marion	3	0
LAST 10 GAMES											
90 A	UAB	2	3	24 H	Colorado Col.	0	1				
279 A	Old Dominion	0	2	122 A	High Point	0	1				
121 H	Charlotte	2	0	8 A	South Carolina	0	1				
183 H	UNC Wilmington	2	3	315 H	Francis Marion	3	0				
152 H	Western Caro.	2	1	190 H	George Washington	1	1				

Non-Div. I Games:

East Carolina

Average RPI Win:	269	WON-LOST	WINNING	LAST 10	STRENGTH OF	OPP. STRENGTH	TEAM	ADJ	CONF.	ADJ CONF.					
Average RPI Loss:	160	RECORD	PCT. RANK	GAMES	SCHEDULE	OF SCHEDULE	RPI	RPI	RPI	RPI					
DIV. I ONLY	5-3-2	.6	102	5-3-2	254	233	174	.48172	175	10	10				
DIV. I NON-CONF.	5-2-1	.6875	68	5-2-1	307	239	192	.47015	195	11	11				
<hr/>															
TOTALS	RPI 1-25	RPI 26-50		W-L RECORDS	RPI 51-100		RPI 101-150		RPI 150+						
5-3-2	0-0-0	0-0-0		OVERALL	0-1-1		0-1-0		5-1-1						
2-1-1	0-0-0	0-0-0		HOME	0-1-1		0-0-0		2-0-0						
3-1-1	0-0-0	0-0-0		AWAY	0-0-0		0-1-0		3-0-1						
0-1-0	0-0-0	0-0-0		NEUTRAL	0-0-0		0-0-0		0-1-0						
<hr/>															
5-2-1	0-0-0	0-0-0		NON-CONFERENCE	0-1-0		0-0-0		5-1-1						
2-1-0	0-0-0	0-0-0		HOME	0-1-0		0-0-0		2-0-0						
3-0-1	0-0-0	0-0-		AWAY	0-0-0		0-0-0		3-0-1						
0-1-0	0-0-0	0-0-0		NEUTRAL	0-0-0		0-0-0		0-1-0						
<hr/>															
0-1-1	0-0-0	0-0-0		CONFERENCE	0-0-1		0-1-0		0-0-0						
0-0-1	0-0-0	0-0-0		HOME	0-0-1		0-0-0		0-0-0						
0-1-0	0-0-0	0-0-0		AWAY	0-0-0		0-1-0		0-0-0						
0-0-0	0-0-0	0-0-0		NEUTRAL	0-0-0		0-0-0		0-0-0						
<hr/>															
RPI	S	Opponent	Score	RPI	S	Opponent	Score	RPI	S	Opponent	Score				
				57 H Monmouth				0	2	146 A Cornell		0	2		
				74 H Brown				0	0	187 H Fairleigh Dickinson				2	0
								219 A North Florida				2	2		
								278 N Fla. Atlantic				1	2		
								280 A Sacred Heart				1	0		
								281 A Manhattan				3	2		
								291 H LIU Brooklyn				3	0		
								306 A Albany (NY)				3	0		
				<hr/>											
								LAST 10 GAMES							
74 H Brown				0	0	187 H Fairleigh Dickinson				2	0				
291 H LIU Brooklyn				3	0	306 A Albany (NY)				3	0				
146 A Cornell				0	2	219 A North Florida				2	2				
57 H Monmouth				0	2	278 N Fla. Atlantic				1	2				
281 A Manhattan				3	2	280 A Sacred Heart				1	0				

Non-Div. I Games:

Columbia

Average RPI Win: 241		WON-LOST RECORD		WINNING PCT. RANK		LAST 10 GAMES		STRENGTH OF SCHEDULE		OPP. STRENGTH OF SCHEDULE		TEAM RPI		ADJ RPI		CONF. RPI		ADJ CONF. RPI	
DIV. I ONLY		4-8-0		.33333 255		3-7-0		99		128		176		.48115 176		12		12	
DIV. I NON-CONF.		2-6-0		.25 275		1-5-0		71		135		191		.47185 191		12		12	
TOTALS		RPI 1-25		RPI 26-50		W-L RECORDS		RPI 51-100		RPI 101-150		RPI 150+							
4-8-0		0-1-0		0-1-0		OVERALL		0-3-0		0-3-0		4-0-0							
2-4-0		0-0-0		0-1-0		HOME		0-2-0		0-1-0		2-0-0							
2-4-0		0-1-0		0-0-0		AWAY		0-1-0		0-2-0		2-0-0							
0-0-0		0-0-0		0-0-0		NEUTRAL		0-0-0		0-0-0		0-0-0							
2-6-0		0-0-0		0-1-0		NON-CONFERENCE		0-3-0		0-2-0		2-0-0							
1-3-0		0-0-0		0-1-0		HOME		0-2-0		0-0-0		1-0-0							
1-3-0		0-0-0		0-0-		AWAY		0-1-0		0-2-0		1-0-0							
0-0-0		0-0-0		0-0-0		NEUTRAL		0-0-0		0-0-0		0-0-0							
2-2-0		0-1-0		0-0-0		CONFERENCE		0-0-0		0-1-0		2-0-0							
1-1-0		0-0-0		0-0-0		HOME		0-0-0		0-1-0		1-0-0							
1-1-0		0-1-0		0-0-0		AWAY		0-0-0		0-0-0		1-0-0							
0-0-0		0-0-0		0-0-0		NEUTRAL		0-0-0		0-0-0		0-0-0							
RPI	S	Opponent		Score		RPI	S	Opponent		Score		RPI	S	Opponent		Score			
24	A	Colorado Col.		0 3		27	H	Florida		0 4		62	A	Illinois		0 4			
												72	H	Arizona		2 4			
												100	H	FGCU		1 2			

Non-Div. I Games:

FIU

Average RPI Win:	251	WON-LOST	WINNING	LAST 10	STRENGTH OF	OPP. STRENGTH	TEAM	ADJ	CONF.	ADJ CONF.	
Average RPI Loss:	162	RECORD	PCT. RANK	GAMES	SCHEDULE	OF SCHEDULE	RPI	RPI	RPI	RPI	
DIV. I ONLY	5-4-1	.55	124	4-0-0	232	240	178	.4788	177	15	15
DIV. I NON-CONF.	4-4-1	.5	147	3-0-0	213	245	193	.47157	192	15	15
<hr/>											
TOTALS	RPI 1-25	RPI 26-50		W-L RECORDS		RPI 51-100		RPI 101-150		RPI 150+	
5-4-1	0-0-0	0-1-0		OVERALL		0-0-0		0-1-0		5-2-1	
4-2-0	0-0-0	0-0-0		HOME		0-0-0		0-1-0		4-1-0	
1-1-1	0-0-0	0-1-0		AWAY		0-0-0		0-0-0		1-0-1	
0-1-0	0-0-0	0-0-0		NEUTRAL		0-0-0		0-0-0		0-1-0	
<hr/>											
4-4-1	0-0-0	0-1-0		NON-CONFERENCE		0-0-0		0-1-0		4-2-1	
3-2-0	0-0-0	0-0-0		HOME		0-0-0		0-1-0		3-1-0	
1-1-1	0-0-0	0-0-		AWAY		0-0-0		0-0-0		1-0-1	
0-1-0	0-0-0	0-0-0		NEUTRAL		0-0-0		0-0-0		0-1-0	
<hr/>											
1-0-0	0-0-0	0-0-0		CONFERENCE		0-0-0		0-0-0		1-0-0	
1-0-0	0-0-0	0-0-0		HOME		0-0-0		0-0-0		1-0-0	
0-0-0	0-0-0	0-0-0		AWAY		0-0-0		0-0-0		0-0-0	
0-0-0	0-0-0	0-0-0		NEUTRAL		0-0-0		0-0-0		0-0-0	
<hr/>											
RPI	S	Opponent	Score	RPI	S	Opponent	Score	RPI	S	Opponent	Score
				47	A	Navy	0 1				
								147	H	Pittsburgh	0 1
								151	H	Saint Francis (PA)	1 0
								205	A	Buffalo	0 0
								214	N	Towson	1 2
								238	H	Marist	0 3
								255	H	St. Bonaventure	3 1
								270	H	NJIT	3 0
								283	A	Niagara	1 0
								294	H	Robert Morris	3 1
<hr/>											
				LAST 10 GAMES							
				294	H	Robert Morris	3 1	283	A	Niagara	1 0
				255	H	St. Bonaventure	3 1	205	A	Buffalo	0 0
				270	H	NJIT	3 0	214	N	Towson	1 2
				147	H	Pittsburgh	0 1	47	A	Navy	0 1
				151	H	Saint Francis (PA)	1 0	238	H	Marist	0 3

Non-Div. I Games:

Duquesne

Average RPI Win: 186		WON-LOST	WINNING	LAST 10	STRENGTH OF		OPP. STRENGTH	TEAM	ADJ	CONF.	ADJ CONF.
Average RPI Loss: 108		RECORD	PCT. RANK	GAMES	SCHEDULE		OF SCHEDULE	RPI	RPI	RPI	RPI
DIV. I ONLY		3-7-3	.34615	244	3-6-1		101	168	179	.47803	178
DIV. I NON-CONF.		1-5-3	.27778	268	1-4-1		93	172	204	.46438	205
TOTALS		RPI 1-25	RPI 26-50		W-L RECORDS		RPI 51-100		RPI 101-150		RPI 150+
3-7-3		0-0-0	0-2-0		OVERALL		0-2-1		1-1-0		2-2-2
2-4-1		0-0-0	0-1-0		HOME		0-1-0		1-1-0		1-1-1
1-3-1		0-0-0	0-1-0		AWAY		0-1-1		0-0-0		1-1-0
0-0-1		0-0-0	0-0-0		NEUTRAL		0-0-0		0-0-0		0-0-1
1-5-3		0-0-0	0-2-0		NON-CONFERENCE		0-1-1		1-0-0		0-2-2
1-3-1		0-0-0	0-1-0		HOME		0-1-0		1-0-0		0-1-1
0-2-1		0-0-0	0-0-		AWAY		0-0-1		0-0-0		0-1-0
0-0-1		0-0-0	0-0-0		NEUTRAL		0-0-0		0-0-0		0-0-1
2-2-0		0-0-0	0-0-0		CONFERENCE		0-1-0		0-1-0		2-0-0
1-1-0		0-0-0	0-0-0		HOME		0-0-0		0-1-0		1-0-0
1-1-0		0-0-0	0-0-0		AWAY		0-1-0		0-0-0		1-0-0
0-0-0		0-0-0	0-0-0		NEUTRAL		0-0-0		0-0-0		0-0-0
RPI S	Opponent	Score	RPI S	Opponent	Score	RPI S	Opponent	Score	RPI S	Opponent	Score
			46 H	James Madison	0 2	82 A	Samford	0 3	121 H	Charlotte	1 0
			50 A	Clemson	0 2	99 H	SMU	0 3	132 H	Appalachian St.	1 2
						100 A	FGCU	0 0	152 H	Western Caro.	2 1
									171 A	Winthrop	1 2
									174 H	East Carolina	0 2
									203 H	Coastal Caro.	0 0
									278 N	Fla. Atlantic	0 0
									286 A	Chattanooga	3 2
LAST 10 GAMES											
			132 H	Appalachian St.	1 2	286 A	Chattanooga	3 2			
			152 H	Western Caro.	2 1	121 H	Charlotte	1 0			
			82 A	Samford	0 3	46 H	James Madison	0 2			
			99 H	SMU	0 3	171 A	Winthrop	1 2			
			278 N	Fla. Atlantic	0 0	50 A	Clemson	0 2			

Non-Div. I Games:

Davidson

Average RPI Win: 272		WON-LOST RECORD	WINNING PCT. RANK		LAST 10 GAMES	STRENGTH OF SCHEDULE		OPP. STRENGTH OF SCHEDULE		TEAM RPI	ADJ RPI		CONF. RPI	ADJ CONF. RPI			
Average RPI Loss: 114																	
DIV. I ONLY		5-6-2	.46154	167	3-5-2	172		210		177	.47791	179	20	21			
DIV. I NON-CONF.		3-5-1	.38889	222	1-4-1	200		190		222	.45264	220	22	21			
TOTALS		RPI 1-25	RPI 26-50		W-L RECORDS		RPI 51-100		RPI 101-150		RPI 150+						
5-6-2	0-0-0		0-0-0		OVERALL		0-3-0		0-2-2		5-1-0						
3-2-1	0-0-0		0-0-0		HOME		0-1-0		0-1-1		3-0-0						
2-4-1	0-0-0		0-0-0		AWAY		0-2-0		0-1-1		2-1-0						
0-0-0	0-0-0		0-0-0		NEUTRAL		0-0-0		0-0-0		0-0-0						
3-5-1	0-0-0		0-0-0		NON-CONFERENCE		0-3-0		0-1-1		3-1-0						
2-1-1	0-0-0		0-0-0		HOME		0-1-0		0-0-1		2-0-0						
1-4-0	0-0-0		0-0-		AWAY		0-2-0		0-1-0		1-1-0						
0-0-0	0-0-0		0-0-0		NEUTRAL		0-0-0		0-0-0		0-0-0						
2-1-1	0-0-0		0-0-0		CONFERENCE		0-0-0		0-1-1		2-0-0						
1-1-0	0-0-0		0-0-0		HOME		0-0-0		0-1-0		1-0-0						
1-0-1	0-0-0		0-0-0		AWAY		0-0-0		0-0-1		1-0-0						
0-0-0	0-0-0		0-0-0		NEUTRAL		0-0-0		0-0-0		0-0-0						
RPI	S	Opponent	Score	RPI	S	Opponent	Score	RPI	S	Opponent	Score	RPI	S	Opponent	Score		
								63	A	Stephen F. Austin	0	1	101	H	Western Ky.	0	1
								64	A	Texas	0	3	103	A	Oklahoma	0	4
								87	H	UTEP	0	1	130	A	South Ala.	2	2
													134	H	Rice	0	0
													244	A	Northwestern St.	3	1
													256	H	Georgia St.	1	0
													257	A	Troy	2	1
													263	A	McNeese St.	1	2
													284	H	Sam Houston St.	2	1
													318	H	Prairie View	5	0
LAST 10 GAMES																	
								101	H	Western Ky.	0	1	130	A	South Ala.	2	2
								256	H	Georgia St.	1	0	64	A	Texas	0	3
								257	A	Troy	2	1	87	H	UTEP	0	1
								263	A	McNeese St.	1	2	284	H	Sam Houston St.	2	1
								103	A	Oklahoma	0	4	134	H	Rice	0	0

Non-Div. I Games:

Texas St.

Average RPI Win: 264		WON-LOST	WINNING	LAST 10	STRENGTH OF		OPP. STRENGTH	TEAM	ADJ	CONF.	ADJ CONF.
Average RPI Loss: 138		RECORD	PCT. RANK	GAMES	SCHEDULE		OF SCHEDULE	RPI	RPI	RPI	RPI
DIV. I ONLY		4-5-4	.46154	167	1-2-2		158	270	180	.47777	180
DIV. I NON-CONF.		3-4-2	.44444	190	0-1-0		189	260	206	.46357	206
TOTALS		RPI 1-25	RPI 26-50		W-L RECORDS		RPI 51-100		RPI 101-150		RPI 150+
4-5-4	0-0-0	0-0-0		OVERALL		0-0-1		0-2-1		4-3-2	
2-2-3	0-0-0	0-0-0		HOME		0-0-1		0-1-0		2-1-2	
2-3-1	0-0-0	0-0-0		AWAY		0-0-0		0-1-1		2-2-0	
0-0-0	0-0-0	0-0-0		NEUTRAL		0-0-0		0-0-0		0-0-0	
3-4-2	0-0-0	0-0-0		NON-CONFERENCE		0-0-0		0-2-1		3-2-1	
2-2-1	0-0-0	0-0-0		HOME		0-0-0		0-1-0		2-1-1	
1-2-1	0-0-0	0-0-		AWAY		0-0-0		0-1-1		1-1-0	
0-0-0	0-0-0	0-0-0		NEUTRAL		0-0-0		0-0-0		0-0-0	
1-1-2	0-0-0	0-0-0		CONFERENCE		0-0-1		0-0-0		1-1-1	
0-0-2	0-0-0	0-0-0		HOME		0-0-1		0-0-0		0-0-1	
1-1-0	0-0-0	0-0-0		AWAY		0-0-0		0-0-0		1-1-0	
0-0-0	0-0-0	0-0-0		NEUTRAL		0-0-0		0-0-0		0-0-0	
RPI S	Opponent	Score	RPI S	Opponent	Score	RPI S	Opponent	Score	RPI S	Opponent	Score
						100 H FGCU		1 1	101 A Western Ky.		1 2
									106 H Austin Peay		1 2
									114 A Middle Tenn.		0 0
									152 A Western Caro.		0 2
									160 A Kennesaw St.		1 2
									173 H UT Martin		0 2
									200 A Mercer		2 1
									213 H Central Ark.		2 2
									231 H Stetson		3 3
									235 H Belmont		4 0
									300 H Alabama St.		3 0
									322 A Alabama A&M		10 0
LAST 10 GAMES											
						106 H Austin Peay		1 2	200 A Mercer		2 1
						100 H FGCU		1 1	160 A Kennesaw St.		1 2
						231 H Stetson		3 3	101 A Western Ky.		1 2
						300 H Alabama St.		3 0	235 H Belmont		4 0
						173 H UT Martin		0 2	213 H Central Ark.		2 2

Non-Div. I Games:

Lipscomb

UMKC

Average RPI Win: 257		WON-LOST RECORD		WINNING PCT. RANK		LAST 10 GAMES		STRENGTH OF SCHEDULE		OPP. STRENGTH OF SCHEDULE		TEAM RPI		ADJ RPI		CONF. RPI		ADJ CONF. RPI	
DIV. I ONLY		6-6-1		.5 149		4-5-1		193		264		181		.47738 181		30		30	
DIV. I NON-CONF.		3-4-1		.4375 197		1-3-1		96		236		147		.49784 147		29		29	
TOTALS		RPI 1-25		RPI 26-50		W-L RECORDS		RPI 51-100		RPI 101-150		RPI 150+							
6-6-1		0-0-0		0-0-0		OVERALL		0-3-0		0-1-0		6-2-1							
4-2-0		0-0-0		0-0-0		HOME		0-1-0		0-1-0		4-0-0							
2-4-1		0-0-0		0-0-0		AWAY		0-2-0		0-0-0		2-2-1							
0-0-0		0-0-0		0-0-0		NEUTRAL		0-0-0		0-0-0		0-0-0							
3-4-1		0-0-0		0-0-0		NON-CONFERENCE		0-2-0		0-1-0		3-1-1							
2-2-0		0-0-0		0-0-0		HOME		0-1-0		0-1-0		2-0-0							
1-2-1		0-0-0		0-0-		AWAY		0-1-0		0-0-0		1-1-1							
0-0-0		0-0-0		0-0-0		NEUTRAL		0-0-0		0-0-0		0-0-0							
3-2-0		0-0-0		0-0-0		CONFERENCE		0-1-0		0-0-0		3-1-0							
2-0-0		0-0-0		0-0-0		HOME		0-0-0		0-0-0		2-0-0							
1-2-0		0-0-0		0-0-0		AWAY		0-1-0		0-0-0		1-1-0							
0-0-0		0-0-0		0-0-0		NEUTRAL		0-0-0		0-0-0		0-0-0							
RPI	S	Opponent		Score	RPI	S	Opponent		Score	RPI	S	Opponent		Score					
							76	A	Oral Roberts	2	3		118	H	Missouri	0	3		
							88	H	Creighton	0	1		167	H	Southeast Mo. St.	2	1		
							91	A	Seattle	0	3		201	A	Missouri St.	0	1		
													213	A	Central Ark.	1	1		
													236	H	SIU Edwardsville	1	0		
													264	A	New Mexico St.	1	2		
													264	H	New Mexico St.	3	0		
													265	A	UALR	3	1		
													296	A	Idaho	2	1		
													314	H	Grand Canyon	6	2		
LAST 10 GAMES																			
							314	H	Grand Canyon	6	2		264	A	New Mexico St.	1	2		
							296	A	Idaho	2	1		264	H	New Mexico St.	3	0		
							91	A	Seattle	0	3		201	A	Missouri St.	0	1		
							265	A	UALR	3	1		88	H	Creighton	0	1		
							118	H	Missouri	0	3		213	A	Central Ark.	1	1		

Non-Div. I Games:

UMKC

Average RPI Win:	265	WON-LOST	WINNING	LAST 10	STRENGTH OF	OPP. STRENGTH	TEAM	ADJ	CONF.	ADJ CONF.				
Average RPI Loss:	101	RECORD	PCT. RANK	GAMES	SCHEDULE	OF SCHEDULE	RPI	RPI	RPI	RPI				
DIV. I ONLY		4-7-1	.375	230	3-6-1	137	133	183	.47667	182	16	16		
DIV. I NON-CONF.		4-5-1	.45	184	3-4-1	128	120	145	.5007	145	17	17		
<hr/>														
TOTALS	RPI 1-25	RPI 26-50		W-L RECORDS		RPI 51-100		RPI 101-150		RPI 150+				
4-7-1	0-3-0	0-0-0		OVERALL		0-0-1		0-1-0		4-3-0				
3-1-0	0-0-0	0-0-0		HOME		0-0-0		0-0-0		3-1-0				
1-5-1	0-2-0	0-0-0		AWAY		0-0-1		0-1-0		1-2-0				
0-1-0	0-1-0	0-0-0		NEUTRAL		0-0-0		0-0-0		0-0-0				
<hr/>														
4-5-1	0-3-0	0-0-0		NON-CONFERENCE		0-0-1		0-0-0		4-2-0				
3-1-0	0-0-0	0-0-0		HOME		0-0-0		0-0-0		3-1-0				
1-3-1	0-2-0	0-0-		AWAY		0-0-1		0-0-0		1-1-0				
0-1-0	0-1-0	0-0-0		NEUTRAL		0-0-0		0-0-0		0-0-0				
<hr/>														
0-2-0	0-0-0	0-0-0		CONFERENCE		0-0-0		0-1-0		0-1-0				
0-0-0	0-0-0	0-0-0		HOME		0-0-0		0-0-0		0-0-0				
0-2-0	0-0-0	0-0-0		AWAY		0-0-0		0-1-0		0-1-0				
0-0-0	0-0-0	0-0-0		NEUTRAL		0-0-0		0-0-0		0-0-0				
<hr/>														
RPI	S	Opponent	Score		RPI	S	Opponent	Score		RPI	S	Opponent	Score	
11	N	Marquette	1	4						137	A	Wright St.	1	2
14	A	Michigan	1	6						151	H	Saint Francis (PA)	1	3
20	A	Notre Dame	0	4						154	A	Northwestern	0	2
										196	H	Western Mich.	2	0
										220	A	Green Bay	0	2
										266	H	IPFW	3	0
										290	H	Northern Ky.	2	1
										308	A	Eastern Ill.	5	1
<hr/>														
LAST 10 GAMES														
137 A Wright St.					1	2	266 H IPFW					3	0	
151 H Saint Francis (PA)					1	3	154 A Northwestern					0	2	
220 A Green Bay					0	2	290 H Northern Ky.					2	1	
11 N Marquette					1	4	196 H Western Mich.					2	0	
20 A Notre Dame					0	4	65 A Michigan St.					1	1	

Non-Div. I Games:

Oakland

Average RPI Win:		233	WON-LOST RECORD		WINNING PCT. RANK		LAST 10 GAMES		STRENGTH OF SCHEDULE		OPP. STRENGTH OF SCHEDULE		TEAM RPI		ADJ RPI		CONF. RPI		ADJ CONF. RPI	
DIV. I ONLY			6-7-0		.46154 167		6-4-0		212		142		182		.47611 183		9		9	
DIV. I NON-CONF.			5-5-0		.5 147		5-2-0		225		122		176		.48224 176		9		9	
TOTALS		RPI 1-25		RPI 26-50		W-L RECORDS		RPI 51-100		RPI 101-150		RPI 150+								
6-7-0		0-1-0		0-0-0		OVERALL		0-1-0		0-3-0		6-2-0								
4-0-0		0-0-0		0-0-0		HOME		0-0-0		0-0-0		4-0-0								
2-5-0		0-1-0		0-0-0		AWAY		0-1-0		0-2-0		2-1-0								
0-2-0		0-0-0		0-0-0		NEUTRAL		0-0-0		0-1-0		0-1-0								
5-5-0		0-1-0		0-0-0		NON-CONFERENCE		0-1-0		0-2-0		5-1-0								
3-0-0		0-0-0		0-0-0		HOME		0-0-0		0-0-0		3-0-0								
2-3-0		0-1-0		0-0-		AWAY		0-1-0		0-1-0		2-0-0								
0-2-0		0-0-0		0-0-0		NEUTRAL		0-0-0		0-1-0		0-1-0								
1-2-0		0-0-0		0-0-0		CONFERENCE		0-0-0		0-1-0		1-1-0								
1-0-0		0-0-0		0-0-0		HOME		0-0-0		0-0-0		1-0-0								
0-2-0		0-0-0		0-0-0		AWAY		0-0-0		0-1-0		0-1-0								
0-0-0		0-0-0		0-0-0		NEUTRAL		0-0-0		0-0-0		0-0-0								
RPI	S	Opponent		Score		RPI	S	Opponent		Score		RPI	S	Opponent		Score				
8	A	South Carolina		0 2								66	A	North Carolina St.		1 2				
														104 N UNC Greensboro		0 2				
														115 A Hofstra		1 2				
														121 A Charlotte		0 1				
														152 N Western Caro.		1 2				
														166 A Northeastern		1 2				
														174 A East Carolina		3 2				
														203 H Coastal Caro.		1 0				
														207 H Longwood		4 2				
														214 H Towson		2 1				
														282 H A&M-Corpus Christi		4 2				
														315 A Francis Marion		3 1				
						LAST 10 GAMES														
						214	H	Towson		2	1	315	A	Francis Marion		3	1			
						166	A	Northeastern		1	2	203	H	Coastal Caro.		1	0			
						115	A	Hofstra		1	2	207	H	Longwood		4	2			
						174	A	East Carolina		3	2	282	H	A&M-Corpus Christi		4	2			
						104	N	UNC Greensboro		0	2	66	A	North Carolina St.		1	2			

Non-Div. I Games:

UNC Wilmington

Average RPI Win:	264	WON-LOST RECORD	WINNING PCT. RANK	LAST 10 GAMES	STRENGTH OF SCHEDULE	OPP. STRENGTH OF SCHEDULE	TEAM RPI	ADJ RPI	CONF. RPI	ADJ CONF. RPI		
DIV. I ONLY		3-9-0	.25	287	2-8-0	54	178	184	.47596	184	4	4
DIV. I NON-CONF.		3-4-0	.42857	204	2-3-0	112	278	175	.48328	175	4	4
<hr/>												
TOTALS	RPI 1-25	RPI 26-50		W-L RECORDS		RPI 51-100		RPI 101-150		RPI 150+		
3-9-0	0-0-0	0-2-0		OVERALL		0-4-0		0-3-0		3-0-0		
2-3-0	0-0-0	0-1-0		HOME		0-1-0		0-1-0		2-0-0		
0-6-0	0-0-0	0-1-0		AWAY		0-3-0		0-2-0		0-0-0		
1-0-0	0-0-0	0-0-0		NEUTRAL		0-0-0		0-0-0		1-0-0		
<hr/>												
3-4-0	0-0-0	0-0-0		NON-CONFERENCE		0-2-0		0-2-0		3-0-0		
2-1-0	0-0-0	0-0-0		HOME		0-1-0		0-0-0		2-0-0		
0-3-0	0-0-0	0-0-		AWAY		0-1-0		0-2-0		0-0-0		
1-0-0	0-0-0	0-0-0		NEUTRAL		0-0-0		0-0-0		1-0-0		
<hr/>												
0-5-0	0-0-0	0-2-0		CONFERENCE		0-2-0		0-1-0		0-0-0		
0-2-0	0-0-0	0-1-0		HOME		0-0-0		0-1-0		0-0-0		
0-3-0	0-0-0	0-1-0		AWAY		0-2-0		0-0-0		0-0-0		
0-0-0	0-0-0	0-0-0		NEUTRAL		0-0-0		0-0-0		0-0-0		
<hr/>												
RPI	S	Opponent	Score	RPI	S	Opponent	Score	RPI	S	Opponent	Score	
29	A	Arkansas	0 1	55	A	LSU	2 3	118	H	Missouri	1 3	
33	H	Kentucky	1 3	56	A	Texas A&M	0 8	130	A	South Ala.	2 3	
				84	H	Furman	0 4	148	A	Southern Miss.	0 3	
				100	A	FGCU	1 2	194	H	Arkansas St.	4 0	
								278	N	Fla. Atlantic	3 1	
								319	H	Jackson St.	4 2	
<hr/>												
LAST 10 GAMES												
29	A	Arkansas	0 1	56	A	Texas A&M	0 8					
33	H	Kentucky	1 3	118	H	Missouri	1 3					
55	A	LSU	2 3	319	H	Jackson St.	4 2					
100	A	FGCU	1 2	84	H	Furman	0 4					
278	N	Fla. Atlantic	3 1	148	A	Southern Miss.	0 3					

Non-Div. I Games:

Mississippi St.

Average RPI Win: 252		WON-LOST	WINNING	LAST 10	STRENGTH OF		OPP. STRENGTH	TEAM	ADJ	CONF.	ADJ CONF.
Average RPI Loss: 117		RECORD	PCT. RANK	GAMES	SCHEDULE		OF SCHEDULE	RPI	RPI	RPI	RPI
DIV. I ONLY		4-5-3	.45833	176	3-5-2		177	221	185	.47588	185
DIV. I NON-CONF.		4-4-2	.5	147	3-4-1		143	241	154	.49422	154
TOTALS		RPI 1-25	RPI 26-50		W-L RECORDS		RPI 51-100		RPI 101-150		RPI 150+
4-5-3	0-0-0	0-0-0		OVERALL		0-1-0		0-3-0		4-1-3	
2-5-2	0-0-0	0-0-0		HOME		0-1-0		0-3-0		2-1-2	
2-0-1	0-0-0	0-0-0		AWAY		0-0-0		0-0-0		2-0-1	
0-0-0	0-0-0	0-0-0		NEUTRAL		0-0-0		0-0-0		0-0-0	
4-4-2	0-0-0	0-0-0		NON-CONFERENCE		0-1-0		0-3-0		4-0-2	
2-4-2	0-0-0	0-0-0		HOME		0-1-0		0-3-0		2-0-2	
2-0-0	0-0-0	0-0-0		AWAY		0-0-0		0-0-0		2-0-0	
0-0-0	0-0-0	0-0-0		NEUTRAL		0-0-0		0-0-0		0-0-0	
0-1-1	0-0-0	0-0-0		CONFERENCE		0-0-0		0-0-0		0-1-1	
0-1-0	0-0-0	0-0-0		HOME		0-0-0		0-0-0		0-1-0	
0-0-1	0-0-0	0-0-0		AWAY		0-0-0		0-0-0		0-0-1	
0-0-0	0-0-0	0-0-0		NEUTRAL		0-0-0		0-0-0		0-0-0	
RPI S	Opponent	Score	RPI S	Opponent	Score	RPI S	Opponent	Score	RPI S	Opponent	Score
						94 H	Princeton	0 1	108 H	Liberty	0 3
									113 H	Penn	0 1
									115 H	Hofstra	0 2
									156 H	Massachusetts	1 2
									193 H	UMBC	0 0
									198 A	Fordham	1 1
									207 H	Longwood	5 1
									211 H	Hartford	0 0
									241 A	Quinnipiac	3 2
									269 H	Loyola Maryland	1 0
									291 A	LIU Brooklyn	1 0
LAST 10 GAMES											
						198 A	Fordham	1 1	94 H	Princeton	0 1
						156 H	Massachusetts	1 2	113 H	Penn	0 1
						115 H	Hofstra	0 2	269 H	Loyola Maryland	1 0
						241 A	Quinnipiac	3 2	108 H	Liberty	0 3
						193 H	UMBC	0 0	207 H	Longwood	5 1

Non-Div. I Games:

Saint Joseph's

Average RPI Win: 185		WON-LOST	WINNING	LAST 10	STRENGTH OF		OPP. STRENGTH	TEAM	ADJ		CONF.	ADJ CONF.					
Average RPI Loss: 82		RECORD	PCT. RANK	GAMES	SCHEDULE		OF SCHEDULE	RPI	RPI		RPI	RPI					
DIV. I ONLY		3-8-0	.27273	282	3-7-0		94	74	186	.47506	186	8	8				
DIV. I NON-CONF.		3-8-0	.27273	273	3-7-0		97	57	184	.47506	184	8	8				
<hr/>																	
TOTALS		RPI 1-25		RPI 26-50		W-L RECORDS		RPI 51-100		RPI 101-150		RPI 150+					
3-8-0		0-2-0		0-0-0		OVERALL		0-3-0		1-2-0		2-1-0					
3-2-0		0-1-0		0-0-0		HOME		0-1-0		1-0-0		2-0-0					
0-6-0		0-1-0		0-0-0		AWAY		0-2-0		0-2-0		0-1-0					
0-0-0		0-0-0		0-0-0		NEUTRAL		0-0-0		0-0-0		0-0-0					
3-8-0		0-2-0		0-0-0		NON-CONFERENCE		0-3-0		1-2-0		2-1-0					
3-2-0		0-1-0		0-0-0		HOME		0-1-0		1-0-0		2-0-0					
0-6-0		0-1-0		0-0-		AWAY		0-2-0		0-2-0		0-1-0					
0-0-0		0-0-0		0-0-0		NEUTRAL		0-0-0		0-0-0		0-0-0					
0-0-0		0-0-0		0-0-0		CONFERENCE		0-0-0		0-0-0		0-0-0					
0-0-0		0-0-0		0-0-0		HOME		0-0-0		0-0-0		0-0-0					
0-0-0		0-0-0		0-0-0		AWAY		0-0-0		0-0-0		0-0-0					
0-0-0		0-0-0		0-0-0		NEUTRAL		0-0-0		0-0-0		0-0-0					
RPI	S	Opponent		Score		RPI	S	Opponent		Score		RPI	S	Opponent		Score	
5	H	UCLA		0	3							105	A	Southern California		1	5
6	A	Stanford		0	4							71	A	Cal St. Fullerton		0	1
												77	H	UC Irvine		0	3
												143	H	UC Santa Barbara		1	0
												166	H	Northeastern		1	0
												191	A	Cal Poly		0	3
												245	H	Montana		2	1
<hr/>																	
LAST 10 GAMES																	
136	A	Cal St. Northridge		1	2	105	A	Southern California		1	5	5	H	UCLA		0	3
						71	A	Cal St. Fullerton		0	1						
						68	A	Long Beach St.		0	1						
						6	A	Stanford		0	4						
						143	H	UC Santa Barbara		1	0						

Non-Div. I Games:

Loyola Marymount

Average RPI Win:	272	WON-LOST RECORD	WINNING PCT. RANK	LAST 10 GAMES	STRENGTH OF SCHEDULE	OPP. STRENGTH OF SCHEDULE	TEAM RPI	ADJ RPI	CONF. RPI	ADJ CONF. RPI		
DIV. I ONLY		5-6-1	.45833	176	1-2-0	159	282	187	.47461	187	27	27
DIV. I NON-CONF.		4-6-1	.40909	213	0-2-0	133	279	196	.4696	196	27	27
<hr/>												
TOTALS	RPI 1-25	RPI 26-50		W-L RECORDS		RPI 51-100		RPI 101-150		RPI 150+		
5-6-1	0-0-0	0-0-0		OVERALL		0-3-0		0-1-0		5-2-1		
4-1-0	0-0-0	0-0-0		HOME		0-0-0		0-0-0		4-1-0		
1-5-1	0-0-0	0-0-0		AWAY		0-2-0		0-1-0		1-1-1		
0-0-0	0-0-0	0-0-0		NEUTRAL		0-0-0		0-0-0		0-0-0		
<hr/>												
4-6-1	0-0-0	0-0-0		NON-CONFERENCE		0-3-0		0-1-0		4-2-1		
3-1-0	0-0-0	0-0-0		HOME		0-0-0		0-0-0		3-1-0		
1-5-1	0-0-0	0-0-		AWAY		0-3-0		0-1-0		1-1-1		
0-0-0	0-0-0	0-0-0		NEUTRAL		0-0-0		0-0-0		0-0-0		
<hr/>												
1-0-0	0-0-0	0-0-0		CONFERENCE		0-0-0		0-0-0		1-0-0		
1-0-0	0-0-0	0-0-0		HOME		0-0-0		0-0-0		1-0-0		
0-0-0	0-0-0	0-0-0		AWAY		0-0-0		0-0-0		0-0-0		
0-0-0	0-0-0	0-0-0		NEUTRAL		0-0-0		0-0-0		0-0-0		
<hr/>												
RPI	S	Opponent	Score	RPI	S	Opponent	Score	RPI	S	Opponent	Score	
				57 A Monmouth 0 1				113 A Penn 0 4				
				86 A Syracuse 1 2				175 A Columbia 0 2				
				98 A Stony Brook 0 6				199 A Lafayette 1 0				
								211 H Hartford 0 3				
								254 A Vermont 1 1				
								260 H Iona 1 0				
								288 H Mt. St. Mary's 3 2				
								289 H Rider 2 0				
								326 H Delaware St. 2 1				
</												

Non-Div. I Games:

Fairleigh Dickinson

Average RPI Win: 227		WON-LOST	WINNING	LAST 10	STRENGTH OF		OPP. STRENGTH	TEAM	ADJ		CONF.	ADJ CONF.			
Average RPI Loss: 119		RECORD	PCT. RANK	GAMES	SCHEDULE		OF SCHEDULE	RPI	RPI		RPI	RPI			
DIV. I ONLY		4-9-1	.32143	260	3-6-1		87	215	190	.47368	188	15	15		
DIV. I NON-CONF.		1-8-1	.15	301	0-5-1		25	223	195	.47086	194	15	15		
<hr/>															
TOTALS		RPI 1-25		RPI 26-50		W-L RECORDS		RPI 51-100		RPI 101-150		RPI 150+			
4-9-1		0-0-0		0-2-0		OVERALL		0-2-0		0-2-0		4-3-1			
2-5-1		0-0-0		0-1-0		HOME		0-1-0		0-1-0		2-2-1			
2-4-0		0-0-0		0-1-0		AWAY		0-1-0		0-1-0		2-1-0			
0-0-0		0-0-0		0-0-0		NEUTRAL		0-0-0		0-0-0		0-0-0			
<hr/>															
1-8-1		0-0-0		0-2-0		NON-CONFERENCE		0-2-0		0-2-0		1-2-1			
1-5-1		0-0-0		0-1-0		HOME		0-1-0		0-1-0		1-2-1			
0-3-0		0-0-0		0-0-		AWAY		0-1-0		0-1-0		0-0-0			
0-0-0		0-0-0		0-0-0		NEUTRAL		0-0-0		0-0-0		0-0-0			
<hr/>															
3-1-0		0-0-0		0-0-0		CONFERENCE		0-0-0		0-0-0		3-1-0			
1-0-0		0-0-0		0-0-0		HOME		0-0-0		0-0-0		1-0-0			
2-1-0		0-0-0		0-0-0		AWAY		0-0-0		0-0-0		2-1-0			
0-0-0		0-0-0		0-0-0		NEUTRAL		0-0-0		0-0-0		0-0-0			
<hr/>															
RPI	S	Opponent	Score	RPI	S	Opponent	Score	RPI	S	Opponent	Score	RPI	S	Opponent	Score
				29	A	Arkansas	0 2	59	H	DePaul	0 4	116	A	Illinois St.	1 4
				39	H	Ole Miss	0 2	79	A	Iowa	2 3	128	H	Iowa St.	0 2
												172	H	Evansville	1 1
												173	H	UT Martin	0 1
												196	H	Western Mich.	3 2
												215	A	George Mason	0 1
												228	A	Richmond	1 0
												228	A	Richmond	1 0
												236	H	SIU Edwardsville	0 1
												255	H	St. Bonaventure	3 2
<hr/>															
LAST 10 GAMES															
				215	A	George Mason	0 1	255	H	St. Bonaventure	3 2				
				228	A	Richmond	1 0	128	H	Iowa St.	0 2				
				228	A	Richmond	1 0	173	H	UT Martin	0 1				
				172	H	Evansville	1 1	116	A	Illinois St.	1 4				
				236	H	SIU Edwardsville	0 1	79	A	Iowa	2 3				

Non-Div. I Games:

Saint Louis

Average RPI Win: 210		WON-LOST	WINNING	LAST 10	STRENGTH OF		OPP. STRENGTH	TEAM	ADJ		CONF.	ADJ CONF.			
Average RPI Loss: 91		RECORD	PCT. RANK	GAMES	SCHEDULE		OF SCHEDULE	RPI	RPI		RPI	RPI			
DIV. I ONLY		2-9-1	.20833	299	2-8-0		43	167	191	.4734	189	21	20		
DIV. I NON-CONF.		0-7-1	.0625	314	0-6-0		40	82	235	.44502	233	19	19		
<hr/>															
TOTALS		RPI 1-25		RPI 26-50		W-L RECORDS		RPI 51-100		RPI 101-150		RPI 150+			
2-9-1		0-0-0		0-3-0		OVERALL		0-2-0		0-3-0		2-1-1			
0-3-1		0-0-0		0-0-0		HOME		0-0-0		0-2-0		0-1-1			
2-4-0		0-0-0		0-3-0		AWAY		0-0-0		0-1-0		2-0-0			
0-2-0		0-0-0		0-0-0		NEUTRAL		0-2-0		0-0-0		0-0-0			
<hr/>															
0-7-1		0-0-0		0-3-0		NON-CONFERENCE		0-2-0		0-2-0		0-0-1			
0-1-1		0-0-0		0-0-0		HOME		0-0-0		0-1-0		0-0-1			
0-4-0		0-0-0		0-0-		AWAY		0-0-0		0-1-0		0-0-0			
0-2-0		0-0-0		0-0-0		NEUTRAL		0-2-0		0-0-0		0-0-0			
<hr/>															
2-2-0		0-0-0		0-0-0		CONFERENCE		0-0-0		0-1-0		2-1-0			
0-2-0		0-0-0		0-0-0		HOME		0-0-0		0-1-0		0-1-0			
2-0-0		0-0-0		0-0-0		AWAY		0-0-0		0-0-0		2-0-0			
0-0-0		0-0-0		0-0-0		NEUTRAL		0-0-0		0-0-0		0-0-0			
<hr/>															
RPI	S	Opponent	Score	RPI	S	Opponent	Score	RPI	S	Opponent	Score	RPI	S	Opponent	Score
				31	A	Portland	0 1	54	N	Ohio St.	0 2	109	H	Dayton	0 1
				36	A	West Virginia	0 4	75	N	Washington	0 2	120	H	Eastern Mich.	0 3
				49	A	Indiana	1 2					147	A	Pittsburgh	0 1
												196	H	Western Mich.	0 1
												197	H	Detroit	2 2
												209	A	Ohio	2 1
												210	A	Kent St.	1 0
<hr/>															
LAST 10 GAMES															
				120	H	Eastern Mich.	0 3	210	A	Kent St.	1 0				
				196	H	Western Mich.	0 1	109	H	Dayton	0 1				
				209	A	Ohio	2 1	49	A	Indiana	1 2				
				31	A	Portland	0 1	54	N	Ohio St.	0 2				
				147	A	Pittsburgh	0 1	75	N	Washington	0 2				

Non-Div. I Games:

Central Mich.

Average RPI Win:		269	WON-LOST RECORD		WINNING PCT. RANK		LAST 10 GAMES		STRENGTH OF SCHEDULE		OPP. STRENGTH OF SCHEDULE		TEAM RPI		ADJ RPI		CONF. RPI		ADJ CONF. RPI	
DIV. I ONLY			4-2-3		.61111 101		1-0-1		291		169		189		.47294 190		15		15	
DIV. I NON-CONF.			3-2-3		.5625 130		0-0-1		291		152		209		.46012 209		15		15	
TOTALS		RPI 1-25		RPI 26-50		W-L RECORDS		RPI 51-100		RPI 101-150		RPI 150+								
4-2-3		0-1-0		0-0-0		OVERALL		0-0-0		0-0-0		4-1-3								
0-2-1		0-1-0		0-0-0		HOME		0-0-0		0-0-0		0-1-1								
4-0-2		0-0-0		0-0-0		AWAY		0-0-0		0-0-0		4-0-1								
0-0-0		0-0-0		0-0-0		NEUTRAL		0-0-0		0-0-0		0-0-0								
3-2-3		0-1-0		0-0-0		NON-CONFERENCE		0-0-0		0-0-0		3-1-3								
0-2-1		0-1-0		0-0-0		HOME		0-0-0		0-0-0		0-1-1								
3-0-2		0-0-0		0-0-		AWAY		0-0-0		0-0-0		3-0-2								
0-0-0		0-0-0		0-0-0		NEUTRAL		0-0-0		0-0-0		0-0-0								
1-0-0		0-0-0		0-0-0		CONFERENCE		0-0-0		0-0-0		1-0-0								
0-0-0		0-0-0		0-0-0		HOME		0-0-0		0-0-0		0-0-0								
1-0-0		0-0-0		0-0-0		AWAY		0-0-0		0-0-0		1-0-0								
0-0-0		0-0-0		0-0-0		NEUTRAL		0-0-0		0-0-0		0-0-0								
RPI	S	Opponent		Score		RPI	S	Opponent		Score		RPI	S	Opponent		Score				
4	H	Georgetown		2 3								151	H	Saint Francis (PA)		1 3				
												174	A	East Carolina		1 1				
												224	A	American		1 0				
												269	H	Loyola Maryland		1 1				
												271	A	Rhode Island		1 0				
												279	A	Old Dominion		2 1				
												288	A	Mt. St. Mary's		0 0				
												301	A	Howard		3 1				
LAST 10 GAMES																				
288	A	Mt. St. Mary's		0 0		269	H	Loyola Maryland		1 1										
271	A	Rhode Island		1 0		174	A	East Carolina		1 1										
301	A	Howard		3 1		279	A	Old Dominion		2 1										
224	A	American		1 0		151	H	Saint Francis (PA)		1 3										
						4	H	Georgetown		2 3										

Non-Div. I Games:

George Washington

Average RPI Win: 229		WON-LOST RECORD		WINNING PCT. RANK		LAST 10 GAMES		STRENGTH OF SCHEDULE		OPP. STRENGTH OF SCHEDULE		TEAM RPI		ADJ RPI		CONF. RPI		ADJ CONF. RPI	
DIV. I ONLY		5-7-0		.41667 204		3-7-0		197		112		196		.47239 191		11		11	
DIV. I NON-CONF.		4-6-0		.4 215		2-6-0		223		130		215		.45655 214		10		10	
TOTALS		RPI 1-25		RPI 26-50		W-L RECORDS		RPI 51-100		RPI 101-150		RPI 150+							
5-7-0		0-1-0		0-0-0		OVERALL		1-4-0		0-2-0		4-0-0							
4-1-0		0-0-0		0-0-0		HOME		1-1-0		0-0-0		3-0-0							
1-6-0		0-1-0		0-0-0		AWAY		0-3-0		0-2-0		1-0-0							
0-0-0		0-0-0		0-0-0		NEUTRAL		0-0-0		0-0-0		0-0-0							
4-6-0		0-1-0		0-0-0		NON-CONFERENCE		0-3-0		0-2-0		4-0-0							
3-0-0		0-0-0		0-0-0		HOME		0-0-0		0-0-0		3-0-0							
1-6-0		0-1-0		0-0-		AWAY		0-3-0		0-2-0		1-0-0							
0-0-0		0-0-0		0-0-0		NEUTRAL		0-0-0		0-0-0		0-0-0							
1-1-0		0-0-0		0-0-0		CONFERENCE		1-1-0		0-0-0		0-0-0							
1-1-0		0-0-0		0-0-0		HOME		1-1-0		0-0-0		0-0-0							
0-0-0		0-0-0		0-0-0		AWAY		0-0-0		0-0-0		0-0-0							
0-0-0		0-0-0		0-0-0		NEUTRAL		0-0-0		0-0-0		0-0-0							
RPI	S	Opponent		Score		RPI	S	Opponent		Score		RPI	S	Opponent		Score			
16	A	Santa Clara		0 4								117	A	St. Mary's (CA)		1 2			
												56	A	Texas A&M		0 4			
												68	H	Long Beach St.		2 0			
												77	H	UC Irvine		3 4			
												91	A	Seattle		0 4			
												117	A	St. Mary's (CA)		1 2			
												149	A	Oregon St.		0 3			
												186	H	Loyola Marymount		3 0			
												287	H	Sacramento St.		4 0			
												295	H	San Jose St.		3 0			
												310	A	Bakersfield		5 2			
LAST 10 GAMES																			
						77	H	UC Irvine		3 4		91	A	Seattle		0 4			
						68	H	Long Beach St.		2 0		149	A	Oregon St.		0 3			
						16	A	Santa Clara		0 4		56	A	Texas A&M		0 4			
						117	A	St. Mary's (CA)		1 2		52	A	Baylor		0 4			
						287	H	Sacramento St.		4 0		295	H	San Jose St.		3 0			

Non-Div. I Games:

Cal Poly

Average RPI Win:	218	WON-LOST RECORD	WINNING PCT. RANK	LAST 10 GAMES	STRENGTH OF SCHEDULE	OPP. STRENGTH OF SCHEDULE	TEAM RPI	ADJ RPI	CONF. RPI	ADJ CONF. RPI	
Average RPI Loss:	130										
DIV. I ONLY	5-6-1	.45833	176	3-6-1	201	183	193	.47238	192	22	22
DIV. I NON-CONF.	3-5-0	.375	230	1-5-0	132	180	188	.47294	190	20	20
<hr/>											
TOTALS	RPI 1-25	RPI 26-50		W-L RECORDS	RPI 51-100		RPI 101-150		RPI 150+		
5-6-1	0-0-0	0-1-0		OVERALL	1-2-0		0-0-0		4-3-1		
3-2-1	0-0-0	0-0-0		HOME	1-1-0		0-0-0		2-1-1		
2-3-0	0-0-0	0-1-0		AWAY	0-0-0		0-0-0		2-2-0		
0-1-0	0-0-0	0-0-0		NEUTRAL	0-1-0		0-0-0		0-0-0		
<hr/>											
3-5-0	0-0-0	0-1-0		NON-CONFERENCE	1-2-0		0-0-0		2-2-0		
2-2-0	0-0-0	0-0-0		HOME	1-1-0		0-0-0		1-1-0		
1-2-0	0-0-0	0-0-		AWAY	0-0-0		0-0-0		1-1-0		
0-1-0	0-0-0	0-0-0		NEUTRAL	0-1-0		0-0-0		0-0-0		
<hr/>											
2-1-1	0-0-0	0-0-0		CONFERENCE	0-0-0		0-0-0		2-1-1		
1-0-1	0-0-0	0-0-0		HOME	0-0-0		0-0-0		1-0-1		
1-1-0	0-0-0	0-0-0		AWAY	0-0-0		0-0-0		1-1-0		
0-0-0	0-0-0	0-0-0		NEUTRAL	0-0-0		0-0-0		0-0-0		
<hr/>											
RPI	S	Opponent	Score	RPI	S	Opponent	Score	RPI	S	Opponent	Score
				42	A	Texas Tech	0 3	61	H	Utah St.	2 3
								73	H	Boise St.	2 1
								100	N	FGCU	1 5
								158	A	Hawaii	1 4
								170	A	Northern Ariz.	1 2
								195	A	Southern Utah	2 0
								245	H	Montana	1 1
								248	H	Utah Valley	2 4
								250	A	Wyoming	1 0
								275	H	Eastern Wash.	1 0
								296	H	Idaho	2 0
<hr/>											
LAST 10 GAMES											
				195	A	Southern Utah	2 0	250	A	Wyoming	1 0
				170	A	Northern Ariz.	1 2	100	N	FGCU	1 5
				245	H	Montana	1 1	158	A	Hawaii	1 4
				275	H	Eastern Wash.	1 0	61	H	Utah St.	2 3
				42	A	Texas Tech	0 3	248	H	Utah Valley	2 4

Non-Div. I Games:

Idaho St.

Average RPI Win: 244		WON-LOST RECORD	WINNING PCT. RANK		LAST 10 GAMES	STRENGTH OF SCHEDULE	OPP. STRENGTH OF SCHEDULE	TEAM RPI	ADJ RPI		CONF. RPI	ADJ CONF. RPI
Average RPI Loss: 188												
DIV. I ONLY		7-4-2	.61538	96	6-3-1	276	237	188	.47204	193	26	26
DIV. I NON-CONF.		5-3-2	.6	111	4-2-1	277	250	200	.46441	204	25	25
<hr/>												
TOTALS		RPI 1-25		RPI 26-50		W-L RECORDS		RPI 51-100		RPI 101-150		RPI 150+
7-4-2		0-0-0		0-0-0		OVERALL		0-0-0		0-2-0		7-2-2
5-2-0		0-0-0		0-0-0		HOME		0-0-0		0-1-0		5-1-0
2-2-2		0-0-0		0-0-0		AWAY		0-0-0		0-1-0		2-1-2
0-0-0		0-0-0		0-0-0		NEUTRAL		0-0-0		0-0-0		0-0-0
<hr/>												
5-3-2		0-0-0		0-0-0		NON-CONFERENCE		0-0-0		0-1-0		5-2-2
4-2-0		0-0-0		0-0-0		HOME		0-0-0		0-1-0		4-1-0
1-1-2		0-0-0		0-0-		AWAY		0-0-0		0-0-0		1-1-2
0-0-0		0-0-0		0-0-0		NEUTRAL		0-0-0		0-0-0		0-0-0
<hr/>												
2-1-0		0-0-0		0-0-0		CONFERENCE		0-0-0		0-1-0		2-0-0
1-0-0		0-0-0		0-0-0		HOME		0-0-0		0-0-0		1-0-0
1-1-0		0-0-0		0-0-0		AWAY		0-0-0		0-1-0		1-0-0
0-0-0		0-0-0		0-0-0		NEUTRAL		0-0-0		0-0-0		0-0-0
<hr/>												
RPI	S	Opponent	Score	RPI	S	Opponent	Score	RPI	S	Opponent	Score	
								124	H	Drexel	0	3
								142	A	Maine	1	2
								168	A	Binghamton	1	0
								169	H	Wagner	2	1
								185	A	Saint Joseph's	0	0
								199	A	Lafayette	0	1
								224	A	American	2	1
								243	H	Bucknell	1	0
								269	A	Loyola Maryland	1	1
								288	H	Mt. St. Mary's	0	1
								294	H	Robert Morris	2	1
								301	H	Howard	3	0
								306	H	Albany (NY)	3	1
<hr/>												
				LAST 10 GAMES								
306 H Albany (NY)				3	1	169 H Wagner				2	1	
168 A Binghamton				1	0	243 H Bucknell				1	0	
142 A Maine				1	2	301 H Howard				3	0	
199 A Lafayette				0	1	269 A Loyola Maryland				1	1	
124 H Drexel				0	3	294 H Robert Morris				2	1	

Non-Div. I Games:

UMBC

Average RPI Win: 267		WON-LOST	WINNING	LAST 10	STRENGTH OF		OPP. STRENGTH	TEAM	ADJ	CONF.	ADJ CONF.		
Average RPI Loss: 141		RECORD	PCT. RANK	GAMES	SCHEDULE		OF SCHEDULE	RPI	RPI	RPI	RPI		
DIV. I ONLY		6-5-2	.53846	142	5-4-1		240	257	198	.472	194	20	21
DIV. I NON-CONF.		5-3-2	.6	111	4-2-1		243	248	173	.48599	173	22	21
TOTALS		RPI 1-25	RPI 26-50		W-L RECORDS		RPI 51-100		RPI 101-150		RPI 150+		
6-5-2		0-0-0	0-0-0		OVERALL		0-2-0		0-1-1		6-2-1		
5-1-1		0-0-0	0-0-0		HOME		0-0-0		0-1-1		5-0-0		
1-4-1		0-0-0	0-0-0		AWAY		0-2-0		0-0-0		1-2-1		
0-0-0		0-0-0	0-0-0		NEUTRAL		0-0-0		0-0-0		0-0-0		
5-3-2		0-0-0	0-0-0		NON-CONFERENCE		0-2-0		0-0-1		5-1-1		
4-0-1		0-0-0	0-0-0		HOME		0-0-0		0-0-1		4-0-0		
1-3-1		0-0-0	0-0-		AWAY		0-2-0		0-0-0		1-1-1		
0-0-0		0-0-0	0-0-0		NEUTRAL		0-0-0		0-0-0		0-0-0		
1-2-0		0-0-0	0-0-0		CONFERENCE		0-0-0		0-1-0		1-1-0		
1-1-0		0-0-0	0-0-0		HOME		0-0-0		0-1-0		1-0-0		
0-1-0		0-0-0	0-0-0		AWAY		0-0-0		0-0-0		0-1-0		
0-0-0		0-0-0	0-0-0		NEUTRAL		0-0-0		0-0-0		0-0-0		
RPI	S	Opponent	Score	RPI	S	Opponent	Score	RPI	S	Opponent	Score		

Non-Div. I Games:

Arkansas St.

Average RPI Win:	179	WON-LOST RECORD	WINNING PCT. RANK	LAST 10 GAMES	STRENGTH OF SCHEDULE	OPP. STRENGTH OF SCHEDULE	TEAM RPI	ADJ RPI	CONF. RPI	ADJ CONF. RPI	
DIV. I ONLY		4-8-0	.33333 255	3-7-0	104	160	191	.4714 195	22	22	
DIV. I NON-CONF.		3-6-0	.33333 244	2-5-0	127	144	198	.46682 198	20	20	
<hr/>											
TOTALS	RPI 1-25		RPI 26-50	W-L RECORDS		RPI 51-100		RPI 101-150		RPI 150+	
4-8-0	0-0-0		0-2-0	OVERALL		1-2-0		1-1-0		2-3-0	
3-3-0	0-0-0		0-0-0	HOME		1-1-0		1-0-0		1-2-0	
0-3-0	0-0-0		0-1-0	AWAY		0-1-0		0-0-0		0-1-0	
1-2-0	0-0-0		0-1-0	NEUTRAL		0-0-0		0-1-0		1-0-0	
3-6-0	0-0-0		0-2-0	NON-CONFERENCE		0-2-0		1-1-0		2-1-0	
2-1-0	0-0-0		0-0-0	HOME		0-1-0		1-0-0		1-0-0	
0-3-0	0-0-0		0-0-	AWAY		0-1-0		0-0-0		0-1-0	
1-2-0	0-0-0		0-1-0	NEUTRAL		0-0-0		0-1-0		1-0-0	
1-2-0	0-0-0		0-0-0	CONFERENCE		1-0-0		0-0-0		0-2-0	
1-2-0	0-0-0		0-0-0	HOME		1-0-0		0-0-0		0-2-0	
0-0-0	0-0-0		0-0-0	AWAY		0-0-0		0-0-0		0-0-0	
0-0-0	0-0-0		0-0-0	NEUTRAL		0-0-0		0-0-0		0-0-0	
<hr/>											
RPI S	Opponent	Score	RPI S	Opponent	Score	RPI S	Opponent	Score	RPI S	Opponent	Score
			28 N	Arizona St.	0 4	72 A	Arizona	1 6	132 N	Appalachian St.	1 2
			44 A	Utah	2 6	87 H	UTEP	1 2	143 H	UC Santa Barbara	4 3
						93 H	Weber St.	2 1	170 H	Northern Ariz.	2 3
									192 H	Idaho St.	0 2
									227 H	UC Riverside	1 0
									254 N	Vermont	3 1
									310 A	Bakersfield	1 4
<hr/>											
LAST 10 GAMES											
			192 H	Idaho St.	0 2	227 H	UC Riverside	1 0			
			93 H	Weber St.	2 1	28 N	Arizona St.	0 4			
			170 H	Northern Ariz.	2 3	72 A	Arizona	1 6			
			87 H	UTEP	1 2	44 A	Utah	2 6			
			254 N	Vermont	3 1	132 N	Appalachian St.	1 2			

Non-Div. I Games:

Southern Utah

Average RPI Win: 243		WON-LOST RECORD		WINNING PCT. RANK		LAST 10 GAMES		STRENGTH OF SCHEDULE		OPP. STRENGTH OF SCHEDULE		TEAM RPI		ADJ RPI		CONF. RPI		ADJ CONF. RPI	
DIV. I ONLY		6-3-2		.63636 85		6-2-2		308		135		199		.47137 196		21		20	
DIV. I NON-CONF.		2-3-2		.42857 204		2-2-2		234		179		221		.45428 219		19		19	
TOTALS		RPI 1-25		RPI 26-50		W-L RECORDS		RPI 51-100		RPI 101-150		RPI 150+							
6-3-2		0-0-0		0-0-0		OVERALL		0-1-0		0-0-1		6-2-1							
3-0-0		0-0-0		0-0-0		HOME		0-0-0		0-0-0		3-0-0							
3-3-2		0-0-0		0-0-0		AWAY		0-1-0		0-0-1		3-2-1							
0-0-0		0-0-0		0-0-0		NEUTRAL		0-0-0		0-0-0		0-0-0							
2-3-2		0-0-0		0-0-0		NON-CONFERENCE		0-1-0		0-0-1		2-2-1							
2-0-0		0-0-0		0-0-0		HOME		0-0-0		0-0-0		2-0-0							
0-3-2		0-0-0		0-0-		AWAY		0-1-0		0-0-1		0-2-1							
0-0-0		0-0-0		0-0-0		NEUTRAL		0-0-0		0-0-0		0-0-0							
4-0-0		0-0-0		0-0-0		CONFERENCE		0-0-0		0-0-0		4-0-0							
1-0-0		0-0-0		0-0-0		HOME		0-0-0		0-0-0		1-0-0							
3-0-0		0-0-0		0-0-0		AWAY		0-0-0		0-0-0		3-0-0							
0-0-0		0-0-0		0-0-0		NEUTRAL		0-0-0		0-0-0		0-0-0							
RPI	S	Opponent		Score		RPI	S	Opponent		Score		RPI	S	Opponent		Score			

Non-Div. I Games:

Western Mich.

Average RPI Win: 262		WON-LOST	WINNING	LAST 10	STRENGTH OF		OPP. STRENGTH	TEAM	ADJ		CONF.	ADJ CONF.
Average RPI Loss: 109		RECORD	PCT. RANK	GAMES	SCHEDULE		OF SCHEDULE	RPI	RPI		RPI	RPI
DIV. I ONLY		3-6-3	.375	230	3-4-3		128	188	194		.47127	198
DIV. I NON-CONF.		2-5-2	.33333	244	2-3-2		151	171	213		.45591	215
TOTALS		RPI 1-25	RPI 26-50		W-L RECORDS		RPI 51-100		RPI 101-150		RPI 150+	
3-6-3		0-0-0	0-1-0		OVERALL		0-3-0		0-1-1		3-1-2	
2-1-2		0-0-0	0-0-0		HOME		0-1-0		0-0-0		2-0-2	
1-5-1		0-0-0	0-1-0		AWAY		0-2-0		0-1-1		1-1-0	
0-0-0		0-0-0	0-0-0		NEUTRAL		0-0-0		0-0-0		0-0-0	
2-5-2		0-0-0	0-1-0		NON-CONFERENCE		0-2-0		0-1-1		2-1-1	
1-1-1		0-0-0	0-0-0		HOME		0-1-0		0-0-0		1-0-1	
1-4-1		0-0-0	0-0-		AWAY		0-1-0		0-1-1		1-1-0	
0-0-0		0-0-0	0-0-0		NEUTRAL		0-0-0		0-0-0		0-0-0	
1-1-1		0-0-0	0-0-0		CONFERENCE		0-1-0		0-0-0		1-0-1	
1-0-1		0-0-0	0-0-0		HOME		0-0-0		0-0-0		1-0-1	
0-1-0		0-0-0	0-0-0		AWAY		0-1-0		0-0-0		0-0-0	
0-0-0		0-0-0	0-0-0		NEUTRAL		0-0-0		0-0-0		0-0-0	
RPI S	Opponent	Score	RPI S	Opponent	Score	RPI S	Opponent	Score	RPI S	Opponent	Score	
			26 A	Rutgers	0 3	53 A	St. John's (NY)	0 5	135 A	Providence	2 2	
						58 A	La Salle	0 1	144 A	Dartmouth	0 4	
						94 H	Princeton	1 3	163 H	Army	1 1	
									185 H	Saint Joseph's	1 1	
									254 A	Vermont	3 0	
									260 H	Iona	1 0	
									271 H	Rhode Island	3 1	
									281 A	Manhattan	1 2	
LAST 10 GAMES												
			185 H	Saint Joseph's	1 1	135 A	Providence	2 2				
			58 A	La Salle	0 1	254 A	Vermont	3 0				
			271 H	Rhode Island	3 1	144 A	Dartmouth	0 4				
			94 H	Princeton	1 3	260 H	Iona	1 0				
			26 A	Rutgers	0 3	163 H	Army	1 1				

Non-Div. I Games:

Fordham

Average RPI Win: 251		WON-LOST	WINNING	LAST 10	STRENGTH OF		OPP. STRENGTH	TEAM	ADJ	CONF.	ADJ CONF.
Average RPI Loss: 152		RECORD	PCT. RANK	GAMES	SCHEDULE		OF SCHEDULE	RPI	RPI	RPI	RPI
DIV. I ONLY		5-5-1	.5	149	4-5-1		228	208	201	.47124	199
DIV. I NON-CONF.		4-2-1	.64286	93	3-2-1		247	254	152	.49547	152
TOTALS		RPI 1-25	RPI 26-50		W-L RECORDS		RPI 51-100		RPI 101-150		RPI 150+
5-5-1	0-0-0	0-1-0		OVERALL		0-1-0		0-0-0		5-3-1	
3-2-1	0-0-0	0-1-0		HOME		0-0-0		0-0-0		3-1-1	
2-3-0	0-0-0	0-0-0		AWAY		0-1-0		0-0-0		2-2-0	
0-0-0	0-0-0	0-0-0		NEUTRAL		0-0-0		0-0-0		0-0-0	
4-2-1	0-0-0	0-0-0		NON-CONFERENCE		0-0-0		0-0-0		4-2-1	
3-1-1	0-0-0	0-0-0		HOME		0-0-0		0-0-0		3-1-1	
1-1-0	0-0-0	0-0-		AWAY		0-0-0		0-0-0		1-1-0	
0-0-0	0-0-0	0-0-0		NEUTRAL		0-0-0		0-0-0		0-0-0	
1-3-0	0-0-0	0-1-0		CONFERENCE		0-1-0		0-0-0		1-1-0	
0-1-0	0-0-0	0-1-0		HOME		0-0-0		0-0-0		0-0-0	
1-2-0	0-0-0	0-0-0		AWAY		0-1-0		0-0-0		1-1-0	
0-0-0	0-0-0	0-0-0		NEUTRAL		0-0-0		0-0-0		0-0-0	
RPI S	Opponent	Score	RPI S	Opponent	Score	RPI S	Opponent	Score	RPI S	Opponent	Score
			47 H	Navy	0 1	83 A	Colgate	1 4	168 A	Binghamton	0 2
									187 H	Fairleigh Dickinson	0 1
									193 H	UMBC	1 0
									206 H	Temple	0 0
									229 A	Lehigh	1 0
									270 A	NJIT	2 0
									273 A	Holy Cross	1 3
									280 H	Sacred Heart	3 2
									281 H	Manhattan	2 1
LAST 10 GAMES											
			273 A	Holy Cross	1 3	83 A	Colgate	1 4			
			229 A	Lehigh	1 0	206 H	Temple	0 0			
			47 H	Navy	0 1	187 H	Fairleigh Dickinson	0 1			
			193 H	UMBC	1 0	270 A	NJIT	2 0			
			280 H	Sacred Heart	3 2	168 A	Binghamton	0 2			

Non-Div. I Games:

Lafayette

Average RPI Win: 250		WON-LOST RECORD	WINNING PCT. RANK		LAST 10 GAMES	STRENGTH OF SCHEDULE		OPP. STRENGTH OF SCHEDULE		TEAM RPI	ADJ RPI		CONF. RPI	ADJ CONF. RPI
Average RPI Loss: 99														
DIV. I ONLY		7-5-2	.57143	120	5-4-1	277		165		202	.47105	200	17	17
DIV. I NON-CONF.		5-4-1	.55	141	3-3-0	286		134		207	.46456	203	18	18
TOTALS		RPI 1-25		RPI 26-50		W-L RECORDS		RPI 51-100		RPI 101-150		RPI 150+		
7-5-2	0-0-0			0-2-0		OVERALL		1-1-0		0-0-0		6-2-2		
4-3-1	0-0-0			0-1-0		HOME		0-0-0		0-0-0		4-2-1		
3-2-1	0-0-0			0-1-0		AWAY		1-1-0		0-0-0		2-0-1		
0-0-0	0-0-0			0-0-0		NEUTRAL		0-0-0		0-0-0		0-0-0		
5-4-1	0-0-0			0-2-0		NON-CONFERENCE		1-1-0		0-0-0		4-1-1		
3-2-1	0-0-0			0-1-0		HOME		0-0-0		0-0-0		3-1-1		
2-2-0	0-0-0			0-0-		AWAY		1-1-0		0-0-0		1-0-0		
0-0-0	0-0-0			0-0-0		NEUTRAL		0-0-0		0-0-0		0-0-0		
2-1-1	0-0-0			0-0-0		CONFERENCE		0-0-0		0-0-0		2-1-1		
1-1-0	0-0-0			0-0-0		HOME		0-0-0		0-0-0		1-1-0		
1-0-1	0-0-0			0-0-0		AWAY		0-0-0		0-0-0		1-0-1		
0-0-0	0-0-0			0-0-0		NEUTRAL		0-0-0		0-0-0		0-0-0		
RPI S	Opponent	Score	RPI S	Opponent	Score	RPI S	Opponent	Score	RPI S	Opponent	Score			
			30 H	Tennessee	0 2	69 A	Alabama	2 1	152 H	Western Caro.	0 2			
			38 A	Georgia	0 3	96 A	Auburn	0 2	180 H	Lipscomb	1 2			
									218 A	East Tenn. St.	3 2			
									246 A	USC Upstate	0 0			
									249 H	Ga. Southern	3 2			
									256 H	Georgia St.	2 2			
									290 H	Northern Ky.	3 1			
									293 H	Charleston So.	4 0			
									309 H	Jacksonville St.	4 0			
									322 A	Alabama A&M	10 0			
LAST 10 GAMES														
			246 A	USC Upstate	0 0	249 H	Ga. Southern	3 2						
			218 A	East Tenn. St.	3 2	152 H	Western Caro.	0 2						
			180 H	Lipscomb	1 2	309 H	Jacksonville St.	4 0						
			290 H	Northern Ky.	3 1	293 H	Charleston So.	4 0						
			96 A	Auburn	0 2	30 H	Tennessee	0 2						

Non-Div. I Games:

Mercer

Average RPI Win:		224	WON-LOST RECORD		WINNING PCT. RANK		LAST 10 GAMES		STRENGTH OF SCHEDULE		OPP. STRENGTH OF SCHEDULE		TEAM RPI		ADJ RPI		CONF. RPI		ADJ CONF. RPI				
DIV. I ONLY			5-7-1		.42308	193	5-4-1		157		227		195		.47102	201	23		23				
DIV. I NON-CONF.			3-7-1		.31818	255	3-4-1		102		242		205		.46213	207	21		22				
TOTALS		RPI 1-25		RPI 26-50		W-L RECORDS		RPI 51-100		RPI 101-150		RPI 150+											
5-7-1		0-0-0		0-1-0		OVERALL		0-2-0		1-1-0		4-3-1											
2-4-0		0-0-0		0-1-0		HOME		0-2-0		0-1-0		2-0-0											
3-3-1		0-0-0		0-0-0		AWAY		0-0-0		1-0-0		2-3-1											
0-0-0		0-0-0		0-0-0		NEUTRAL		0-0-0		0-0-0		0-0-0											
3-7-1		0-0-0		0-1-0		NON-CONFERENCE		0-2-0		0-1-0		3-3-1											
1-4-0		0-0-0		0-1-0		HOME		0-2-0		0-1-0		1-0-0											
2-3-1		0-0-0		0-0-		AWAY		0-0-0		0-0-0		2-3-1											
0-0-0		0-0-0		0-0-0		NEUTRAL		0-0-0		0-0-0		0-0-0											
2-0-0		0-0-0		0-0-0		CONFERENCE		0-0-0		1-0-0		1-0-0											
1-0-0		0-0-0		0-0-0		HOME		0-0-0		0-0-0		1-0-0											
1-0-0		0-0-0		0-0-0		AWAY		0-0-0		1-0-0		0-0-0											
0-0-0		0-0-0		0-0-0		NEUTRAL		0-0-0		0-0-0		0-0-0											
RPI	S	Opponent		Score		RPI	S	Opponent		Score		RPI	S	Opponent		Score							
						29	H	Arkansas		0	3	60	H	Tulsa		0	1	110	H	Kansas		0	1
												76	H	Oral Roberts		1	2	139	A	Loyola Chicago		2	1
																		181	H	UMKC		1	0
																		194	A	Arkansas St.		1	3
																		213	A	Central Ark.		2	0
																		236	A	SIU Edwardsville		0	1
																		265	A	UALR		0	1
																		272	A	Western Ill.		1	0
																		274	A	Neb. Omaha		1	1
																		317	H	UNI		3	1
LAST 10 GAMES																							
						139	A	Loyola Chicago		2	1	236	A	SIU Edwardsville		0	1						
						317	H	UNI		3	1	272	A	Western Ill.		1	0						
						274	A	Neb. Omaha		1	1	265	A	UALR		0	1						
						181	H	UMKC		1	0	213	A	Central Ark.		2	0						
						29	H	Arkansas		0	3	194	A	Arkansas St.		1	3						

Non-Div. I Games:

Missouri St.

Average RPI Win:	281	WON-LOST	WINNING	LAST 10	STRENGTH OF	OPP. STRENGTH	TEAM	ADJ	CONF.	ADJ CONF.			
Average RPI Loss:	148	RECORD	PCT. RANK	GAMES	SCHEDULE	OF SCHEDULE	RPI	RPI	RPI	RPI			
DIV. I ONLY		8-1-1	.85	12	6-1-1	327	242	197	.46973	202	18	19	
DIV. I NON-CONF.		5-1-1	.78571	40	3-1-1	326	266	242	.43755	244	23	23	
<hr/>													
TOTALS	RPI 1-25	RPI 26-50		W-L RECORDS		RPI 51-100		RPI 101-150		RPI 150+			
8-1-1	0-0-0	0-0-0		OVERALL		0-0-0		0-1-0		8-0-1			
4-0-0	0-0-0	0-0-0		HOME		0-0-0		0-0-0		4-0-0			
4-1-1	0-0-0	0-0-0		AWAY		0-0-0		0-1-0		4-0-1			
0-0-0	0-0-0	0-0-0		NEUTRAL		0-0-0		0-0-0		0-0-0			
5-1-1	0-0-0	0-0-0		NON-CONFERENCE		0-0-0		0-1-0		5-0-1			
3-0-0	0-0-0	0-0-0		HOME		0-0-0		0-0-0		3-0-0			
2-1-1	0-0-0	0-0-		AWAY		0-0-0		0-1-0		2-0-1			
0-0-0	0-0-0	0-0-0		NEUTRAL		0-0-0		0-0-0		0-0-0			
3-0-0	0-0-0	0-0-0		CONFERENCE		0-0-0		0-0-0		3-0-0			
1-0-0	0-0-0	0-0-0		HOME		0-0-0		0-0-0		1-0-0			
2-0-0	0-0-0	0-0-0		AWAY		0-0-0		0-0-0		2-0-0			
0-0-0	0-0-0	0-0-0		NEUTRAL		0-0-0		0-0-0		0-0-0			
RPI	S	Opponent	Score	RPI	S	Opponent	Score	RPI	S	Opponent	Score		
								148	A	Southern Miss.	0	1	
								221	A	La.-Lafayette	2	1	
								222	H	Lamar	3	1	
								262	A	La.-Monroe	0	0	
								263	A	McNeese St.	1	0	
								282	A	A&M-Corpus Christi	1	0	
								303	H	Alcorn	9	0	
								311	A	Mississippi Val.	7	0	
								319	H	Jackson St.	3	1	
								327	H	Texas Southern	4	0	
				LAST 10 GAMES									
				222	H	Lamar	3 1	262	A	La.-Monroe	0 0		
				263	A	McNeese St.	1 0	303	H	Alcorn	9 0		
				282	A	A&M-Corpus Christi	1 0	148	A	Southern Miss.	0 1		
				327	H	Texas Southern	4 0	311	A	Mississippi Val.	7 0		
				319	H	Jackson St.	3 1	221	A	La.-Lafayette	2 1		

Southeastern La.

Average RPI Win: 248		WON-LOST	WINNING	LAST 10	STRENGTH OF		OPP. STRENGTH	TEAM	ADJ		CONF.	ADJ CONF.					
Average RPI Loss: 134		RECORD	PCT. RANK	GAMES	SCHEDULE		OF SCHEDULE	RPI	RPI		RPI	RPI					
DIV. I ONLY		5-6-1	.45833	176	5-5-0		198	228	203	.4695	203	25	25				
DIV. I NON-CONF.		3-4-1	.4375	197	3-3-0		84	216	141	.50487	141	26	26				
TOTALS		RPI 1-25		RPI 26-50		W-L RECORDS		RPI 51-100		RPI 101-150		RPI 150+					
5-6-1		0-0-0		0-0-0		OVERALL		0-2-0		0-2-0		5-2-1					
2-2-0		0-0-0		0-0-0		HOME		0-1-0		0-1-0		2-0-0					
2-3-1		0-0-0		0-0-0		AWAY		0-0-0		0-1-0		2-2-1					
1-1-0		0-0-0		0-0-0		NEUTRAL		0-1-0		0-0-0		1-0-0					
3-4-1		0-0-0		0-0-0		NON-CONFERENCE		0-2-0		0-1-0		3-1-1					
0-2-0		0-0-0		0-0-0		HOME		0-1-0		0-1-0		0-0-0					
2-1-1		0-0-0		0-0-		AWAY		0-0-0		0-0-0		2-1-1					
1-1-0		0-0-0		0-0-0		NEUTRAL		0-1-0		0-0-0		1-0-0					
2-2-0		0-0-0		0-0-0		CONFERENCE		0-0-0		0-1-0		2-1-0					
2-0-0		0-0-0		0-0-0		HOME		0-0-0		0-0-0		2-0-0					
0-2-0		0-0-0		0-0-0		AWAY		0-0-0		0-1-0		0-1-0					
0-0-0		0-0-0		0-0-0		NEUTRAL		0-0-0		0-0-0		0-0-0					
RPI	S	Opponent		Score	RPI	S	Opponent		Score	RPI	S	Opponent		Score			
							70	N	VCU	1	2		122	A	High Point	2	3
							90	H	UAB	1	3		129	H	Elon	0	2
													162	A	Wofford	2	0
													178	A	Davidson	0	0
													183	A	UNC Wilmington	0	1
													207	A	Longwood	0	1
													210	N	Kent St.	1	0
													246	A	USC Upstate	4	0
													299	H	Gardner-Webb	7	0
													324	H	VMI	3	0
LAST 10 GAMES																	
							122	A	High Point	2	3		183	A	UNC Wilmington	0	1
							299	H	Gardner-Webb	7	0		90	H	UAB	1	3
							324	H	VMI	3	0		70	N	VCU	1	2
							207	A	Longwood	0	1		210	N	Kent St.	1	0
							162	A	Wofford	2	0		246	A	USC Upstate	4	0

Non-Div. I Games:

Coastal Caro.

Average RPI Win: 215		WON-LOST	WINNING	LAST 10	STRENGTH OF	OPP. STRENGTH	TEAM	ADJ	CONF.	ADJ CONF.					
Average RPI Loss: 108		RECORD	PCT. RANK	GAMES	SCHEDULE	OF SCHEDULE	RPI	RPI	RPI	RPI					
DIV. I ONLY		5-7-1	.42308	193	5-4-1	194	149	205	.46844	204	19	18			
DIV. I NON-CONF.		3-5-1	.38889	222	3-2-1	174	143	201	.46587	201	16	16			
<hr/>															
TOTALS		RPI 1-25	RPI 26-50		W-L RECORDS		RPI 51-100		RPI 101-150		RPI 150+				
5-7-1	0-1-0	0-1-0		OVERALL		0-1-0		1-3-0		4-1-1					
2-2-0	0-1-0	0-0-0		HOME		0-0-0		1-1-0		1-0-0					
3-5-1	0-0-0	0-1-0		AWAY		0-1-0		0-2-0		3-1-1					
0-0-0	0-0-0	0-0-0		NEUTRAL		0-0-0		0-0-0		0-0-0					
<hr/>															
3-5-1	0-1-0	0-1-0		NON-CONFERENCE		0-1-0		0-2-0		3-0-1					
0-2-0	0-1-0	0-0-0		HOME		0-0-0		0-1-0		0-0-0					
3-3-1	0-0-0	0-0-		AWAY		0-1-0		0-1-0		3-0-1					
0-0-0	0-0-0	0-0-0		NEUTRAL		0-0-0		0-0-0		0-0-0					
<hr/>															
2-2-0	0-0-0	0-0-0		CONFERENCE		0-0-0		1-1-0		1-1-0					
2-0-0	0-0-0	0-0-0		HOME		0-0-0		1-0-0		1-0-0					
0-2-0	0-0-0	0-0-0		AWAY		0-0-0		0-1-0		0-1-0					
0-0-0	0-0-0	0-0-0		NEUTRAL		0-0-0		0-0-0		0-0-0					
<hr/>															
RPI S	Opponent	Score		RPI S	Opponent	Score		RPI S	Opponent	Score		RPI S	Opponent	Score	
16 H	Santa Clara	0	1	41 A	Pepperdine	1	3	71 A	Cal St. Fullerton	0	1	123 A	San Diego St.	1	2
												136 H	Cal St. Northridge	1	2
												143 A	UC Santa Barbara	0	2
												145 H	UNLV	1	0
												212 A	Gonzaga	1	0
												216 H	Nevada	3	1
												223 A	New Mexico	0	1
												227 A	UC Riverside	1	0
												275 A	Eastern Wash.	3	2
												287 A	Sacramento St.	2	2
												<hr/>			
				LAST 10 GAMES											
				145 H UNLV				1	0	41 A Pepperdine				1	3
				216 H Nevada				3	1	287 A Sacramento St.				2	2
				223 A New Mexico				0	1	136 H Cal St. Northridge				1	2
				123 A San Diego St.				1	2	227 A UC Riverside				1	0
				212 A Gonzaga				1	0	275 A Eastern Wash.				3	2

Non-Div. I Games:

Fresno St.

Average RPI Win: 223		WON-LOST RECORD	WINNING PCT. RANK	LAST 10 GAMES	STRENGTH OF SCHEDULE	OPP. STRENGTH OF SCHEDULE	TEAM RPI	ADJ RPI	CONF. RPI	ADJ CONF. RPI	
Average RPI Loss: 184											
DIV. I ONLY		4-5-2	.45455 185	4-4-2	185	246	204	.46765 205	21	20	
DIV. I NON-CONF.		3-2-2	.57143 126	3-1-2	134	265	136	.51048 137	19	19	
TOTALS		RPI 1-25	RPI 26-50		W-L RECORDS		RPI 51-100		RPI 101-150		RPI 150+
4-5-2	0-0-0		0-0-0		OVERALL		0-1-0		1-0-1		3-4-1
2-3-2	0-0-0		0-0-0		HOME		0-0-0		1-0-1		1-3-1
2-2-0	0-0-0		0-0-0		AWAY		0-1-0		0-0-0		2-1-0
0-0-0	0-0-0		0-0-0		NEUTRAL		0-0-0		0-0-0		0-0-0
3-2-2	0-0-0		0-0-0		NON-CONFERENCE		0-1-0		1-0-1		2-1-1
2-1-2	0-0-0		0-0-0		HOME		0-0-0		1-0-1		1-1-1
1-1-0	0-0-0		0-0-		AWAY		0-1-0		0-0-0		1-0-0
0-0-0	0-0-0		0-0-0		NEUTRAL		0-0-0		0-0-0		0-0-0
1-3-0	0-0-0		0-0-0		CONFERENCE		0-0-0		0-0-0		1-3-0
0-2-0	0-0-0		0-0-0		HOME		0-0-0		0-0-0		0-2-0
1-1-0	0-0-0		0-0-0		AWAY		0-0-0		0-0-0		1-1-0
0-0-0	0-0-0		0-0-0		NEUTRAL		0-0-0		0-0-0		0-0-0
RPI S	Opponent	Score	RPI S	Opponent	Score	RPI S	Opponent	Score	RPI S	Opponent	Score
						65 A	Michigan St.	0 2	106 H	Austin Peay	1 0
									146 H	Cornell	0 0
									161 H	Ball St.	0 1
									164 H	Miami (OH)	0 1
									177 H	Duquesne	0 0
									217 A	Toledo	3 1
									247 A	Northern Ill.	1 2
									255 A	St. Bonaventure	2 1
									283 H	Niagara	1 2
									312 H	Youngstown St.	1 0
LAST 10 GAMES											
			247 A	Northern Ill.	1 2	283 H	Niagara	1 2			
			217 A	Toledo	3 1	106 H	Austin Peay	1 0			
			164 H	Miami (OH)	0 1	177 H	Duquesne	0 0			
			161 H	Ball St.	0 1	146 H	Cornell	0 0			
			255 A	St. Bonaventure	2 1	312 H	Youngstown St.	1 0			

Non-Div. I Games:

Buffalo

Average RPI Win:	259	WON-LOST	WINNING	LAST 10	STRENGTH OF	OPP. STRENGTH	TEAM	ADJ	CONF.	ADJ CONF.		
Average RPI Loss:	105	RECORD	PCT. RANK	GAMES	SCHEDULE	OF SCHEDULE	RPI	RPI	RPI	RPI		
DIV. I ONLY		6-6-1	.5	149	3-6-1	246	150	206	.46654	206	6	7
DIV. I NON-CONF.		5-3-1	.61111	105	2-3-1	299	226	211	.45763	212	6	7
<hr/>												
TOTALS	RPI 1-25	RPI 26-50		W-L RECORDS		RPI 51-100		RPI 101-150		RPI 150+		
6-6-1	0-1-0	0-1-0		OVERALL		0-2-0		0-1-0		6-1-1		
2-4-0	0-0-0	0-0-0		HOME		0-2-0		0-1-0		2-1-0		
4-2-1	0-1-0	0-1-0		AWAY		0-0-0		0-0-0		4-0-1		
0-0-0	0-0-0	0-0-0		NEUTRAL		0-0-0		0-0-0		0-0-0		
5-3-1	0-0-0	0-0-0		NON-CONFERENCE		0-1-0		0-1-0		5-1-1		
1-3-0	0-0-0	0-0-0		HOME		0-1-0		0-1-0		1-1-0		
4-0-1	0-0-0	0-0-		AWAY		0-0-0		0-0-0		4-0-1		
0-0-0	0-0-0	0-0-0		NEUTRAL		0-0-0		0-0-0		0-0-0		
1-3-0	0-1-0	0-1-0		CONFERENCE		0-1-0		0-0-0		1-0-0		
1-1-0	0-0-0	0-0-0		HOME		0-1-0		0-0-0		1-0-0		
0-2-0	0-1-0	0-1-0		AWAY		0-0-0		0-0-0		0-0-0		
0-0-0	0-0-0	0-0-0		NEUTRAL		0-0-0		0-0-0		0-0-0		
RPI	S	Opponent	Score	RPI	S	Opponent	Score	RPI	S	Opponent	Score	
12	A	UCF	1 4	43	A	South Fla.	0 1	81	H	Delaware	1 2	
								99	H	SMU	0 1	
										107	H Marshall	0 1
										168	H Binghamton	2 0
										199	A Lafayette	0 0
										232	H Houston	2 0
										269	A Loyola Maryland	1 0
										270	A NJIT	2 0
										288	A Mt. St. Mary's	1 0
										289	H Rider	0 1
										326	A Delaware St.	4 0
<hr/>												
LAST 10 GAMES												
12	A	UCF	1 4	81	H	Delaware	1 2					
43	A	South Fla.	0 1	199	A	Lafayette	0 0					
99	H	SMU	0 1	168	H	Binghamton	2 0					
232	H	Houston	2 0	289	H	Rider	0 1					
269	A	Loyola Maryland	1 0	107	H	Marshall	0 1					

Non-Div. I Games:

Temple

Average RPI Win: 207		WON-LOST	WINNING	LAST 10	STRENGTH OF		OPP. STRENGTH	TEAM	ADJ	CONF.	ADJ CONF.
Average RPI Loss: 119		RECORD	PCT. RANK	GAMES	SCHEDULE		OF SCHEDULE	RPI	RPI	RPI	RPI
DIV. I ONLY		4-6-2	.41667	204	4-5-1		176	212	207	.46552	207
DIV. I NON-CONF.		1-5-2	.25	275	1-4-1		249	127	275	.40959	274
TOTALS		RPI 1-25	RPI 26-50		W-L RECORDS		RPI 51-100		RPI 101-150		RPI 150+
4-6-2	0-0-0	0-1-0		OVERALL		0-1-0		1-2-0		3-2-2	
1-2-1	0-0-0	0-1-0		HOME		0-0-0		0-1-0		1-0-1	
2-4-1	0-0-0	0-0-0		AWAY		0-1-0		0-1-0		2-2-1	
1-0-0	0-0-0	0-0-0		NEUTRAL		0-0-0		1-0-0		0-0-0	
1-5-2	0-0-0	0-1-0		NON-CONFERENCE		0-1-0		1-1-0		0-2-2	
0-1-1	0-0-0	0-1-0		HOME		0-0-0		0-0-0		0-0-1	
0-4-1	0-0-0	0-0-		AWAY		0-1-0		0-1-0		0-2-1	
1-0-0	0-0-0	0-0-0		NEUTRAL		0-0-0		1-0-0		0-0-0	
3-1-0	0-0-0	0-0-0		CONFERENCE		0-0-0		0-1-0		3-0-0	
1-1-0	0-0-0	0-0-0		HOME		0-0-0		0-1-0		1-0-0	
2-0-0	0-0-0	0-0-0		AWAY		0-0-0		0-0-0		2-0-0	
0-0-0	0-0-0	0-0-0		NEUTRAL		0-0-0		0-0-0		0-0-0	
RPI S	Opponent	Score	RPI S	Opponent	Score	RPI S	Opponent	Score	RPI S	Opponent	Score
			46 H	James Madison	0 2	66 A	North Carolina St.	2 3	111 H	Radford	0 1
									124 A	Drexel	0 1
									129 N	Elon	4 3
									171 A	Winthrop	3 0
									183 A	UNC Wilmington	2 4
									185 A	Saint Joseph's	1 5
									203 H	Coastal Caro.	1 0
									228 A	Richmond	0 0
									301 H	Howard	0 0
									324 A	VMI	3 0
LAST 10 GAMES											
			111 H	Radford	0 1	46 H	James Madison	0 2			
			324 A	VMI	3 0	183 A	UNC Wilmington	2 4			
			171 A	Winthrop	3 0	129 N	Elon	4 3			
			203 H	Coastal Caro.	1 0	124 A	Drexel	0 1			
			228 A	Richmond	0 0	185 A	Saint Joseph's	1 5			

Non-Div. I Games:

Longwood

Average RPI Win: 267		WON-LOST RECORD		WINNING PCT. RANK		LAST 10 GAMES		STRENGTH OF SCHEDULE		OPP. STRENGTH OF SCHEDULE		TEAM RPI		ADJ RPI		CONF. RPI		ADJ CONF. RPI	
DIV. I ONLY		7-3-2		.66667 73		7-1-2		315		179		208		.46478 208		24		24	
DIV. I NON-CONF.		5-3-2		.6 111		5-1-2		320		155		243		.43934 242		24		24	
TOTALS		RPI 1-25		RPI 26-50		W-L RECORDS		RPI 51-100		RPI 101-150		RPI 150+							
7-3-2		0-0-0		0-0-0		OVERALL		0-0-0		0-3-0		7-0-2							
2-3-1		0-0-0		0-0-0		HOME		0-0-0		0-3-0		2-0-1							
4-0-0		0-0-0		0-0-0		AWAY		0-0-0		0-0-0		4-0-0							
1-0-1		0-0-0		0-0-0		NEUTRAL		0-0-0		0-0-0		1-0-1							
5-3-2		0-0-0		0-0-0		NON-CONFERENCE		0-0-0		0-3-0		5-0-2							
2-3-1		0-0-0		0-0-0		HOME		0-0-0		0-3-0		2-0-1							
2-0-0		0-0-0		0-0-		AWAY		0-0-0		0-0-0		2-0-0							
1-0-1		0-0-0		0-0-0		NEUTRAL		0-0-0		0-0-0		1-0-1							
2-0-0		0-0-0		0-0-0		CONFERENCE		0-0-0		0-0-0		2-0-0							
0-0-0		0-0-0		0-0-0		HOME		0-0-0		0-0-0		0-0-0							
2-0-0		0-0-0		0-0-0		AWAY		0-0-0		0-0-0		2-0-0							
0-0-0		0-0-0		0-0-0		NEUTRAL		0-0-0		0-0-0		0-0-0							
RPI	S	Opponent		Score		RPI	S	Opponent		Score		RPI	S	Opponent		Score			
													S	Opponent		Score			
													S	Opponent		Score			
													S	Opponent		Score			
													S	Opponent		Score			
													S	Opponent		Score			
													S	Opponent		Score			
													S	Opponent		Score			
													S	Opponent		Score			
													S	Opponent		Score			
													S	Opponent		Score			
													S	Opponent		Score			
													S	Opponent		Score			
													S	Opponent		Score			
													S	Opponent		Score			
													S	Opponent		Score			
													S	Opponent		Score			
													S	Opponent		Score			
													S	Opponent		Score			
													S	Opponent		Score			
													S	Opponent		Score			
													S	Opponent		Score			
													S	Opponent		Score			
													S	Opponent		Score			
													S	Opponent		Score			
													S	Opponent		Score			
													S	Opponent		Score			
													S	Opponent		Score			
													S	Opponent		Score			
													S	Opponent		Score			
													S	Opponent		Score			
													S	Opponent		Score			
													S	Opponent		Score			
													S	Opponent		Score			
													S	Opponent		Score			
													S	Opponent		Score			
													S	Opponent		Score			
													S	Opponent		Score			
													S	Opponent		Score			
													S	Opponent		Score			
													S	Opponent		Score			
													S	Opponent		Score			
													S	Opponent		Score			
													S	Opponent		Score			
													S	Opponent		Score			
													S	Opponent		Score			
													S	Opponent		Score			
													S	Opponent		Score			
													S						

Non-Div. I Games:

South Dakota St.

Average RPI Win:	279	WON-LOST	WINNING	LAST 10	STRENGTH OF	OPP. STRENGTH	TEAM	ADJ	CONF.	ADJ CONF.	
Average RPI Loss:	115	RECORD	PCT. RANK	GAMES	SCHEDULE	OF SCHEDULE	RPI	RPI	RPI	RPI	
DIV. I ONLY	5-4-3	.54167	131	5-3-2	274	175	209	.46445	209	21	20
DIV. I NON-CONF.	4-2-2	.625	96	4-1-1	215	212	140	.50649	140	19	19
<hr/>											
TOTALS	RPI 1-25	RPI 26-50		W-L RECORDS	RPI 51-100		RPI 101-150		RPI 150+		
5-4-3	0-0-0	0-1-0		OVERALL	0-1-0		0-0-1		5-2-2		
2-3-1	0-0-0	0-1-0		HOME	0-1-0		0-0-1		2-1-0		
3-1-2	0-0-0	0-0-0		AWAY	0-0-0		0-0-0		3-1-2		
0-0-0	0-0-0	0-0-0		NEUTRAL	0-0-0		0-0-0		0-0-0		
<hr/>											
4-2-2	0-0-0	0-1-0		NON-CONFERENCE	0-1-0		0-0-1		4-0-1		
1-2-1	0-0-0	0-1-0		HOME	0-1-0		0-0-1		1-0-0		
3-0-1	0-0-0	0-0-		AWAY	0-0-0		0-0-0		3-0-1		
0-0-0	0-0-0	0-0-0		NEUTRAL	0-0-0		0-0-0		0-0-0		
<hr/>											
1-2-1	0-0-0	0-0-0		CONFERENCE	0-0-0		0-0-0		1-2-1		
1-1-0	0-0-0	0-0-0		HOME	0-0-0		0-0-0		1-1-0		
0-1-1	0-0-0	0-0-0		AWAY	0-0-0		0-0-0		0-1-1		
0-0-0	0-0-0	0-0-0		NEUTRAL	0-0-0		0-0-0		0-0-0		
<hr/>											
RPI S	Opponent	Score	RPI S	Opponent	Score	RPI S	Opponent	Score	RPI S	Opponent	Score
			49 H	Indiana	0 1	59 H	DePaul	1 3	137 H	Wright St.	1 1
									161 A	Ball St.	1 2
									164 A	Miami (OH)	1 1
									189 H	Central Mich.	1 2
									230 A	Cleveland St.	0 0
									239 H	Morehead St.	3 1
									261 A	Eastern Ky.	5 1
									283 A	Niagara	2 1
									302 H	Bowling Green	3 1
									312 A	Youngstown St.	1 0
<hr/>											
LAST 10 GAMES											
			161 A	Ball St.	1 2	230 A	Cleveland St.	0 0			
			164 A	Miami (OH)	1 1	312 A	Youngstown St.	1 0			
			189 H	Central Mich.	1 2	239 H	Morehead St.	3 1			
			302 H	Bowling Green	3 1	283 A	Niagara	2 1			
			59 H	DePaul	1 3	261 A	Eastern Ky.	5 1			

Non-Div. I Games:

Ohio

Average RPI Win: 239		WON-LOST	WINNING	LAST 10	STRENGTH OF		OPP. STRENGTH	TEAM	ADJ	CONF.	ADJ CONF.
Average RPI Loss: 161		RECORD	PCT. RANK	GAMES	SCHEDULE		OF SCHEDULE	RPI	RPI	RPI	RPI
DIV. I ONLY		7-5-0	.58333	107	6-4-0		300	182	212	.46345	210
DIV. I NON-CONF.		5-3-0	.625	96	4-2-0		260	227	171	.48653	171
TOTALS		RPI 1-25	RPI 26-50		W-L RECORDS		RPI 51-100		RPI 101-150		RPI 150+
7-5-0		0-0-0	0-0-0		OVERALL		0-0-0		0-2-0		7-3-0
5-1-0		0-0-0	0-0-0		HOME		0-0-0		0-0-0		5-1-0
2-3-0		0-0-0	0-0-0		AWAY		0-0-0		0-2-0		2-1-0
0-1-0		0-0-0	0-0-0		NEUTRAL		0-0-0		0-0-0		0-1-0
5-3-0		0-0-0	0-0-0		NON-CONFERENCE		0-0-0		0-2-0		5-1-0
4-0-0		0-0-0	0-0-0		HOME		0-0-0		0-0-0		4-0-0
1-2-0		0-0-0	0-0-		AWAY		0-0-0		0-2-0		1-0-0
0-1-0		0-0-0	0-0-0		NEUTRAL		0-0-0		0-0-0		0-1-0
2-2-0		0-0-0	0-0-0		CONFERENCE		0-0-0		0-0-0		2-2-0
1-1-0		0-0-0	0-0-0		HOME		0-0-0		0-0-0		1-1-0
1-1-0		0-0-0	0-0-0		AWAY		0-0-0		0-0-0		1-1-0
0-0-0		0-0-0	0-0-0		NEUTRAL		0-0-0		0-0-0		0-0-0
RPI S	Opponent	Score	RPI S	Opponent	Score	RPI S	Opponent	Score	RPI S	Opponent	Score
									107 A	Marshall	0 3
									140 A	Cincinnati	1 2
									157 H	Valparaiso	1 0
									161 A	Ball St.	1 0
									164 A	Miami (OH)	0 1
									189 H	Central Mich.	0 1
									203 N	Coastal Caro.	0 1
									230 H	Cleveland St.	1 0
									255 H	St. Bonaventure	3 2
									259 A	Col. of Charleston	1 0
									302 H	Bowling Green	5 1
									312 H	Youngstown St.	3 0
LAST 10 GAMES											
						164 A	Miami (OH)	0 1	312 H	Youngstown St.	3 0
						161 A	Ball St.	1 0	140 A	Cincinnati	1 2
						302 H	Bowling Green	5 1	259 A	Col. of Charleston	1 0
						189 H	Central Mich.	0 1	203 N	Coastal Caro.	0 1
						230 H	Cleveland St.	1 0	157 H	Valparaiso	1 0

Non-Div. I Games:

Kent St.

Average RPI Win:	246	WON-LOST	WINNING	LAST 10	STRENGTH OF	OPP. STRENGTH	TEAM	ADJ	CONF.	ADJ CONF.	
Average RPI Loss:	166	RECORD	PCT. RANK	GAMES	SCHEDULE	OF SCHEDULE	RPI	RPI	RPI	RPI	
DIV. I ONLY	6-4-3	.57692	115	5-4-1	281	222	210	.46311	211	26	26
DIV. I NON-CONF.	5-2-3	.65	88	4-2-1	265	214	165	.49088	165	25	25
TOTALS	RPI 1-25	RPI 26-50	W-L RECORDS		RPI 51-100	RPI 101-150		RPI 150+			
6-4-3	0-0-0	0-0-0	OVERALL		0-0-0	0-3-0		6-1-3			
3-3-0	0-0-0	0-0-0	HOME		0-0-0	0-2-0		3-1-0			
2-1-2	0-0-0	0-0-0	AWAY		0-0-0	0-1-0		2-0-2			
1-0-1	0-0-0	0-0-0	NEUTRAL		0-0-0	0-0-0		1-0-1			
5-2-3	0-0-0	0-0-0	NON-CONFERENCE		0-0-0	0-2-0		5-0-3			
3-1-0	0-0-0	0-0-0	HOME		0-0-0	0-1-0		3-0-0			
1-1-2	0-0-0	0-0-	AWAY		0-0-0	0-1-0		1-0-2			
1-0-1	0-0-0	0-0-0	NEUTRAL		0-0-0	0-0-0		1-0-1			
1-2-0	0-0-0	0-0-0	CONFERENCE		0-0-0	0-1-0		1-1-0			
0-2-0	0-0-0	0-0-0	HOME		0-0-0	0-1-0		0-1-0			
1-0-0	0-0-0	0-0-0	AWAY		0-0-0	0-0-0		1-0-0			
0-0-0	0-0-0	0-0-0	NEUTRAL		0-0-0	0-0-0		0-0-0			
RPI S	Opponent	Score	RPI S	Opponent	Score	RPI S	Opponent	Score	RPI S	Opponent	Score
							119 A Yale	0 2			
							142 H Maine	0 1			
							150 H Fairfield	1 2			
							185 A Saint Joseph's	0 0			
							187 A Fairleigh Dickinson	3 0			
							224 N American	1 0			
							226 H Central Conn. St.	2 0			
							252 H Bryant	1 0			
							253 H New Hampshire	0 1			
							260 A Iona	1 1			
							273 N Holy Cross	0 0			
							280 H Sacred Heart	3 0			
							306 A Albany (NY)	3 1			
LAST 10 GAMES											
							253 H New Hampshire	0 1			
							142 H Maine	0 1			
							306 A Albany (NY)	3 1			
							280 H Sacred Heart	3 0			
							150 H Fairfield	1 2			
							226 H Central Conn. St.	2 0			
							119 A Yale	0 2			
							224 N American	1 0			
							273 N Holy Cross	0 0			
							187 A Fairleigh Dickinson	3 0			

Non-Div. I Games:

Hartford

Average RPI Win: 232		WON-LOST RECORD	WINNING PCT. RANK	LAST 10 GAMES	STRENGTH OF SCHEDULE	OPP. STRENGTH OF SCHEDULE	TEAM RPI	ADJ RPI	CONF. RPI	ADJ CONF. RPI			
Average RPI Loss: 92													
DIV. I ONLY		4-5-1	.45 189	4-5-1	252	102	214	.46177 212	8	8			
DIV. I NON-CONF.		4-5-1	.45 184	4-5-1	255	93	208	.46177 208	8	8			
<hr/>													
TOTALS		RPI 1-25		RPI 26-50		W-L RECORDS		RPI 51-100		RPI 101-150	RPI 150+		
4-5-1		0-0-0		0-0-0		OVERALL		0-4-0		1-0-0	3-1-1		
2-1-1		0-0-0		0-0-0		HOME		0-0-0		1-0-0	1-1-1		
2-4-0		0-0-0		0-0-0		AWAY		0-4-0		0-0-0	2-0-0		
0-0-0		0-0-0		0-0-0		NEUTRAL		0-0-0		0-0-0	0-0-0		
4-5-1		0-0-0		0-0-0		NON-CONFERENCE		0-4-0		1-0-0	3-1-1		
2-1-1		0-0-0		0-0-0		HOME		0-0-0		1-0-0	1-1-1		
2-4-0		0-0-0		0-0-		AWAY		0-4-0		0-0-0	2-0-0		
0-0-0		0-0-0		0-0-0		NEUTRAL		0-0-0		0-0-0	0-0-0		
0-0-0		0-0-0		0-0-0		CONFERENCE		0-0-0		0-0-0	0-0-0		
0-0-0		0-0-0		0-0-0		HOME		0-0-0		0-0-0	0-0-0		
0-0-0		0-0-0		0-0-0		AWAY		0-0-0		0-0-0	0-0-0		
0-0-0		0-0-0		0-0-0		NEUTRAL		0-0-0		0-0-0	0-0-0		
RPI	S	Opponent	Score	RPI	S	Opponent	Score	RPI	S	Opponent	Score		
						51 A	Oklahoma St.	1	2	149 H	Oregon St.	1	0
						60 A	Tulsa	0	3	204 H	Fresno St.	0	1
						71 A	Cal St. Fullerton	1	2	216 H	Nevada	0	0
						75 A	Washington	0	1	227 A	UC Riverside	1	0
										275 A	Eastern Wash.	1	0
										275 H	Eastern Wash.	3	0
<hr/>													
LAST 10 GAMES													
						71 A	Cal St. Fullerton	1	2	275 H	Eastern Wash.	3	0
						227 A	UC Riverside	1	0	149 H	Oregon St.	1	0
						216 H	Nevada	0	0	204 H	Fresno St.	0	1
						75 A	Washington	0	1	51 A	Oklahoma St.	1	2
						275 A	Eastern Wash.	1	0	60 A	Tulsa	0	3

Non-Div. I Games:

Gonzaga

Average RPI Win: 265		WON-LOST	WINNING	LAST 10	STRENGTH OF	OPP. STRENGTH	TEAM	ADJ	CONF.	ADJ CONF.		
Average RPI Loss: 169		RECORD	PCT. RANK	GAMES	SCHEDULE	OF SCHEDULE	RPI	RPI	RPI	RPI		
DIV. I ONLY		5-3-2	.6	102	3-3-2	303	177	211	.46169	213	18	19
DIV. I NON-CONF.		3-3-2	.5	147	1-3-2	279	188	231	.44529	232	23	23
<hr/>												
TOTALS		RPI 1-25		RPI 26-50		W-L RECORDS		RPI 51-100		RPI 101-150		RPI 150+
5-3-2		0-0-0		0-0-0		OVERALL		0-0-0		0-1-0		5-2-2
3-2-1		0-0-0		0-0-0		HOME		0-0-0		0-0-0		3-2-1
2-1-1		0-0-0		0-0-0		AWAY		0-0-0		0-1-0		2-0-1
0-0-0		0-0-0		0-0-0		NEUTRAL		0-0-0		0-0-0		0-0-0
3-3-2		0-0-0		0-0-0		NON-CONFERENCE		0-0-0		0-1-0		3-2-2
2-2-1		0-0-0		0-0-0		HOME		0-0-0		0-0-0		2-2-1
1-1-1		0-0-0		0-0-		AWAY		0-0-0		0-1-0		1-0-1
0-0-0		0-0-0		0-0-0		NEUTRAL		0-0-0		0-0-0		0-0-0
2-0-0		0-0-0		0-0-0		CONFERENCE		0-0-0		0-0-0		2-0-0
1-0-0		0-0-0		0-0-0		HOME		0-0-0		0-0-0		1-0-0
1-0-0		0-0-0		0-0-0		AWAY		0-0-0		0-0-0		1-0-0
0-0-0		0-0-0		0-0-0		NEUTRAL		0-0-0		0-0-0		0-0-0
RPI	S	Opponent	Score	RPI	S	Opponent	Score	RPI	S	Opponent	Score	
										112 A	TCU	0 3
										180 A	Lipscomb	2 2
										181 H	UMKC	1 1
										194 H	Arkansas St.	2 3
										201 H	Missouri St.	0 2
										225 A	Louisiana Tech	2 0
										244 A	Northwestern St.	3 0
										262 H	La.-Monroe	6 2
										282 H	A&M-Corpus Christi	2 1
										311 H	Mississippi Val.	4 0
<hr/>												
LAST 10 GAMES												
										244 A	Northwestern St.	3 0
										282 H	A&M-Corpus Christi	2 1
										112 A	TCU	0 3
										262 H	La.-Monroe	6 2
										311 H	Mississippi Val.	4 0
										180 A	Lipscomb	2 2
										181 H	UMKC	1 1
										201 H	Missouri St.	0 2
										194 H	Arkansas St.	2 3
										225 A	Louisiana Tech	2 0

Non-Div. I Games: Incarnate Word 3 2 Abilene Christian 1 2

Central Ark.

Average RPI Win: 221		WON-LOST RECORD	WINNING PCT. RANK	LAST 10 GAMES	STRENGTH OF SCHEDULE	OPP. STRENGTH OF SCHEDULE	TEAM RPI	ADJ RPI	CONF. RPI	ADJ CONF. RPI			
Average RPI Loss: 168													
DIV. I ONLY		7-6-1	.53571	148	5-4-1	271	197	213	.46022	214	9	9	
DIV. I NON-CONF.		5-4-1	.55	141	3-2-1	256	252	197	.46722	197	9	9	
<hr/>													
TOTALS		RPI 1-25		RPI 26-50		W-L RECORDS		RPI 51-100		RPI 101-150		RPI 150+	
7-6-1		0-0-0		0-0-0		OVERALL		0-1-0		1-2-0		6-3-1	
3-4-0		0-0-0		0-0-0		HOME		0-1-0		1-1-0		2-2-0	
3-2-0		0-0-0		0-0-0		AWAY		0-0-0		0-1-0		3-1-0	
1-0-1		0-0-0		0-0-0		NEUTRAL		0-0-0		0-0-0		1-0-1	
5-4-1		0-0-0		0-0-0		NON-CONFERENCE		0-0-0		0-2-0		5-2-1	
2-3-0		0-0-0		0-0-0		HOME		0-0-0		0-1-0		2-2-0	
2-1-0		0-0-0		0-0-		AWAY		0-0-0		0-1-0		2-0-0	
1-0-1		0-0-0		0-0-0		NEUTRAL		0-0-0		0-0-0		1-0-1	
2-2-0		0-0-0		0-0-0		CONFERENCE		0-1-0		1-0-0		1-1-0	
1-1-0		0-0-0		0-0-0		HOME		0-1-0		1-0-0		0-0-0	
1-1-0		0-0-0		0-0-0		AWAY		0-0-0		0-0-0		1-1-0	
0-0-0		0-0-0		0-0-0		NEUTRAL		0-0-0		0-0-0		0-0-0	
RPI	S	Opponent		Score	RPI	S	Opponent		Score	RPI	S	Opponent	Score
							81 H Delaware		0 1	111 A		Radford	1 2
										119 H		Yale	3 4
										124 H		Drexel	3 0
										151 A		Saint Francis (PA)	2 1
										177 N		Duquesne	2 1
										183 A		UNC Wilmington	1 2
										243 H		Bucknell	0 1
										255 N		St. Bonaventure	2 2
										259 A		Col. of Charleston	2 1
										260 H		Iona	3 0
										269 H		Loyola Maryland	1 2
										288 H		Mt. St. Mary's	4 1
										291 A		LIU Brooklyn	3 0
<hr/>													
LAST 10 GAMES													
							259 A Col. of Charleston		2 1			291 A LIU Brooklyn	3 0
							183 A UNC Wilmington		1 2			151 A Saint Francis (PA)	2 1
							124 H Drexel		3 0			119 H Yale	3 4
							81 H Delaware		0 1			243 H Bucknell	0 1
							255 N St. Bonaventure		2 2			177 N Duquesne	2 1

Non-Div. I Games:

Towson

Average RPI Win: 239		WON-LOST	WINNING	LAST 10	STRENGTH OF		OPP. STRENGTH	TEAM	ADJ	CONF.	ADJ CONF.
Average RPI Loss: 100		RECORD	PCT. RANK	GAMES	SCHEDULE		OF SCHEDULE	RPI	RPI	RPI	RPI
DIV. I ONLY		4-7-1	.375	230	224		51	219	.46008	215	15
DIV. I NON-CONF.		3-5-1	.38889	222	246		36	214	.45778	211	15
TOTALS		RPI 1-25	RPI 26-50		W-L RECORDS		RPI 51-100		RPI 101-150		RPI 150+
4-7-1	0-1-1	0-1-0		OVERALL		0-2-0		0-1-0		4-2-0	
3-2-0	0-0-0	0-0-0		HOME		0-2-0		0-0-0		3-0-0	
1-5-1	0-1-1	0-1-0		AWAY		0-0-0		0-1-0		1-2-0	
0-0-0	0-0-0	0-0-0		NEUTRAL		0-0-0		0-0-0		0-0-0	
3-5-1	0-1-1	0-1-0		NON-CONFERENCE		0-1-0		0-0-0		3-2-0	
2-1-0	0-0-0	0-0-0		HOME		0-1-0		0-0-0		2-0-0	
1-4-1	0-1-1	0-0-		AWAY		0-0-0		0-0-0		1-2-0	
0-0-0	0-0-0	0-0-0		NEUTRAL		0-0-0		0-0-0		0-0-0	
1-2-0	0-0-0	0-0-0		CONFERENCE		0-1-0		0-1-0		1-0-0	
1-1-0	0-0-0	0-0-0		HOME		0-1-0		0-0-0		1-0-0	
0-1-0	0-0-0	0-0-0		AWAY		0-0-0		0-1-0		0-0-0	
0-0-0	0-0-0	0-0-0		NEUTRAL		0-0-0		0-0-0		0-0-0	
RPI S	Opponent	Score		RPI S	Opponent	Score		RPI S	Opponent	Score	
19 A	William & Mary	1	1	46 A	James Madison	1	2	70 H	VCU	1	5
21 A	Maryland	0	3					81 H	Delaware	0	3
								109 A	Dayton	0	3
								151 A	Saint Francis (PA)	0	3
								188 H	Saint Louis	1	0
								219 H	North Florida	3	0
								224 A	American	0	1
								269 A	Loyola Maryland	1	0
								279 H	Old Dominion	3	0
LAST 10 GAMES											
188 H	Saint Louis	1	0	70 H	VCU	1	5	269 A	Loyola Maryland	1	0
109 A	Dayton	0	3	279 H	Old Dominion	3	0	224 A	American	0	1
81 H	Delaware	0	3	151 A	Saint Francis (PA)	0	3				
46 A	James Madison	1	2								
219 H	North Florida	3	0								

Non-Div. I Games:

George Mason

Average RPI Win: 230		WON-LOST	WINNING	LAST 10	STRENGTH OF	OPP. STRENGTH	TEAM	ADJ	CONF.	ADJ CONF.		
Average RPI Loss: 137		RECORD	PCT. RANK	GAMES	SCHEDULE	OF SCHEDULE	RPI	RPI	RPI	RPI		
DIV. I ONLY		4-6-3	.42308	193	3-4-3	188	234	215	.45934	216	19	18
DIV. I NON-CONF.		2-4-3	.38889	222	1-2-3	161	296	220	.45203	222	16	16
<hr/>												
TOTALS		RPI 1-25		RPI 26-50		W-L RECORDS		RPI 51-100		RPI 101-150		RPI 150+
4-6-3	0-0-0			0-1-0	OVERALL		1-1-0		0-2-0		3-2-3	
2-2-0	0-0-0			0-0-0	HOME		1-1-0		0-1-0		1-0-0	
1-4-2	0-0-0			0-1-0	AWAY		0-0-0		0-1-0		1-2-2	
1-0-1	0-0-0			0-0-0	NEUTRAL		0-0-0		0-0-0		1-0-1	
<hr/>												
2-4-3	0-0-0			0-1-0	NON-CONFERENCE		0-0-0		0-2-0		2-1-3	
1-1-0	0-0-0			0-0-0	HOME		0-0-0		0-1-0		1-0-0	
0-3-2	0-0-0			0-0-	AWAY		0-0-0		0-1-0		0-1-2	
1-0-1	0-0-0			0-0-0	NEUTRAL		0-0-0		0-0-0		1-0-1	
<hr/>												
2-2-0	0-0-0			0-0-0	CONFERENCE		1-1-0		0-0-0		1-1-0	
1-1-0	0-0-0			0-0-0	HOME		1-1-0		0-0-0		0-0-0	
1-1-0	0-0-0			0-0-0	AWAY		0-0-0		0-0-0		1-1-0	
0-0-0	0-0-0			0-0-0	NEUTRAL		0-0-0		0-0-0		0-0-0	
<hr/>												
RPI	S	Opponent	Score	RPI	S	Opponent	Score	RPI	S	Opponent	Score	
				31	A	Portland	0 2	61	H	Utah St.	2 0	
								73	H	Boise St.	0 1	

Non-Div. I Games:

Nevada

Average RPI Win: 211		WON-LOST	WINNING	LAST 10	STRENGTH OF		OPP. STRENGTH	TEAM	ADJ		CONF.	ADJ CONF.							
Average RPI Loss: 133		RECORD	PCT. RANK	GAMES	SCHEDULE		OF SCHEDULE	RPI	RPI	RPI	RPI								
DIV. I ONLY		4-8-0	.33333	255	4-6-0		151	155	221	.45923	217	21	20						
DIV. I NON-CONF.		3-5-0	.375	230	3-3-0		158	90	190	.4747	185	19	19						
<hr/>																			
TOTALS		RPI 1-25		RPI 26-50		W-L RECORDS		RPI 51-100		RPI 101-150		RPI 150+							
4-8-0		0-1-0		1-1-0		OVERALL		0-0-0		0-3-0		3-3-0							
3-4-0		0-0-0		1-1-0		HOME		0-0-0		0-1-0		2-2-0							
1-3-0		0-1-0		0-0-0		AWAY		0-0-0		0-2-0		1-0-0							
0-1-0		0-0-0		0-0-0		NEUTRAL		0-0-0		0-0-0		0-1-0							
3-5-0		0-1-0		1-1-0		NON-CONFERENCE		0-0-0		0-2-0		2-1-0							
2-2-0		0-0-0		1-1-0		HOME		0-0-0		0-1-0		1-0-0							
1-2-0		0-1-0		0-0-		AWAY		0-0-0		0-1-0		1-0-0							
0-1-0		0-0-0		0-0-0		NEUTRAL		0-0-0		0-0-0		0-1-0							
1-3-0		0-0-0		0-0-0		CONFERENCE		0-0-0		0-1-0		1-2-0							
1-2-0		0-0-0		0-0-0		HOME		0-0-0		0-0-0		1-2-0							
0-1-0		0-0-0		0-0-0		AWAY		0-0-0		0-1-0		0-0-0							
0-0-0		0-0-0		0-0-0		NEUTRAL		0-0-0		0-0-0		0-0-0							
RPI	S	Opponent		Score		RPI	S	Opponent		Score		RPI	S	Opponent		Score			
15	A	Minnesota		1	2	33	H	Kentucky		1	2			109	H	Dayton		0	4
						41	H	Pepperdine		3	2			120	A	Eastern Mich.		3	4
														147	A	Pittsburgh		0	1
														196	H	Western Mich.		1	5
														205	H	Buffalo		1	3
														235	N	Belmont		2	3
														240	H	Indiana St.		5	2
														251	H	Akron		1	0
														312	A	Youngstown St.		1	0
<hr/>																			
LAST 10 GAMES																			
						251	H	Akron		1	0	109	H	Dayton		0	4		
						205	H	Buffalo		1	3	240	H	Indiana St.		5	2		
						120	A	Eastern Mich.		3	4	41	H	Pepperdine		3	2		
						196	H	Western Mich.		1	5	147	A	Pittsburgh		0	1		
						312	A	Youngstown St.		1	0	33	H	Kentucky		1	2		

Non-Div. I Games:

Toledo

Average RPI Win: 256		WON-LOST RECORD		WINNING PCT. RANK		LAST 10 GAMES		STRENGTH OF SCHEDULE		OPP. STRENGTH OF SCHEDULE		TEAM RPI		ADJ RPI		CONF. RPI		ADJ CONF. RPI	
DIV. I ONLY		6-5-1		.54167 131		6-3-1		273		218		216		.45868 218		17		17	
DIV. I NON-CONF.		4-4-1		.5 147		4-2-1		294		198		246		.43638 246		18		18	
TOTALS		RPI 1-25		RPI 26-50		W-L RECORDS		RPI 51-100		RPI 101-150		RPI 150+							
6-5-1		0-1-0		0-0-0		OVERALL		0-1-0		0-1-0		6-2-1							
5-2-0		0-0-0		0-0-0		HOME		0-0-0		0-0-0		5-2-0							
1-3-1		0-1-0		0-0-0		AWAY		0-1-0		0-1-0		1-0-1							
0-0-0		0-0-0		0-0-0		NEUTRAL		0-0-0		0-0-0		0-0-0							
4-4-1		0-1-0		0-0-0		NON-CONFERENCE		0-1-0		0-1-0		4-1-1							
3-1-0		0-0-0		0-0-0		HOME		0-0-0		0-0-0		3-1-0							
1-3-1		0-1-0		0-0-		AWAY		0-1-0		0-1-0		1-0-1							
0-0-0		0-0-0		0-0-0		NEUTRAL		0-0-0		0-0-0		0-0-0							
2-1-0		0-0-0		0-0-0		CONFERENCE		0-0-0		0-0-0		2-1-0							
2-1-0		0-0-0		0-0-0		HOME		0-0-0		0-0-0		2-1-0							
0-0-0		0-0-0		0-0-0		AWAY		0-0-0		0-0-0		0-0-0							
0-0-0		0-0-0		0-0-0		NEUTRAL		0-0-0		0-0-0		0-0-0							
RPI	S	Opponent		Score		RPI	S	Opponent		Score		RPI	S	Opponent		Score			
10	A	Virginia Tech		0 2								66	A	North Carolina St.		0 3			
												132	A	Appalachian St.		1 2			
												152	A	Western Caro.		1 1			
												160	H	Kennesaw St.		2 0			
												171	H	Winthrop		2 0			
												200	H	Mercer		2 3			
												246	H	USC Upstate		7 1			
												297	H	Tennessee Tech		0 1			
												315	H	Francis Marion		2 0			
												322	A	Alabama A&M		7 0			
												324	H	VMI		5 1			
LAST 10 GAMES																			
						160	H	Kennesaw St.		2 0		315	H	Francis Marion		2 0			
						200	H	Mercer		2 3		152	A	Western Caro.		1 1			
						246	H	USC Upstate		7 1		322	A	Alabama A&M		7 0			
						297	H	Tennessee Tech		0 1		171	H	Winthrop		2 0			
						324	H	VMI		5 1		66	A	North Carolina St.		0 3			

Non-Div. I Games:

East Tenn. St.

Average RPI Win: 237		WON-LOST RECORD		WINNING PCT. RANK		LAST 10 GAMES		STRENGTH OF SCHEDULE		OPP. STRENGTH OF SCHEDULE		TEAM RPI		ADJ RPI		CONF. RPI		ADJ CONF. RPI	
DIV. I ONLY		3-8-2		.30769 266		2-7-1		117		199		220		.45782 219		17		17	
DIV. I NON-CONF.		3-5-2		.4 215		2-4-1		117		196		174		.48396 174		18		18	
TOTALS		RPI 1-25		RPI 26-50		W-L RECORDS		RPI 51-100		RPI 101-150		RPI 150+							
3-8-2		0-1-0		0-2-0		OVERALL		0-2-0		1-1-0		2-2-2							
2-1-1		0-0-0		0-0-0		HOME		0-1-0		1-0-0		1-0-1							
1-6-1		0-0-0		0-2-0		AWAY		0-1-0		0-1-0		1-2-1							
0-1-0		0-1-0		0-0-0		NEUTRAL		0-0-0		0-0-0		0-0-0							
3-5-2		0-1-0		0-2-0		NON-CONFERENCE		0-1-0		1-0-0		2-1-2							
2-1-1		0-0-0		0-0-0		HOME		0-1-0		1-0-0		1-0-1							
1-3-1		0-0-0		0-0-		AWAY		0-0-0		0-0-0		1-1-1							
0-1-0		0-1-0		0-0-0		NEUTRAL		0-0-0		0-0-0		0-0-0							
0-3-0		0-0-0		0-0-0		CONFERENCE		0-1-0		0-1-0		0-1-0							
0-0-0		0-0-0		0-0-0		HOME		0-0-0		0-0-0		0-0-0							
0-3-0		0-0-0		0-0-0		AWAY		0-1-0		0-1-0		0-1-0							
0-0-0		0-0-0		0-0-0		NEUTRAL		0-0-0		0-0-0		0-0-0							
RPI	S	Opponent		Score		RPI	S	Opponent		Score		RPI	S	Opponent		Score			
12	N	UCF		0 5		43	A	South Fla.		0 1		84	H	Furman		0 2			
						47	A	Navy		0 1		100	A	FGCU		0 3			

Average RPI Win:	252	WON-LOST	WINNING	LAST 10	STRENGTH OF	OPP. STRENGTH	TEAM	ADJ	CONF.	ADJ CONF.	
Average RPI Loss:	238	RECORD	PCT. RANK	GAMES	SCHEDULE	OF SCHEDULE	RPI	RPI	RPI	RPI	
DIV. I ONLY		4-3-4	.54545 126	4-2-3	268	260	217	.45729 220	16	16	
DIV. I NON-CONF.		3-2-4	.55556 136	3-1-3	231	258	180	.47537 182	17	17	
<hr/>											
TOTALS	RPI 1-25	RPI 26-50		W-L RECORDS	RPI 51-100		RPI 101-150		RPI 150+		
4-3-4	0-0-0	0-0-0		OVERALL	0-0-1		0-0-1		4-3-2		
4-0-1	0-0-0	0-0-0		HOME	0-0-0		0-0-1		4-0-0		
0-3-3	0-0-0	0-0-0		AWAY	0-0-1		0-0-0		0-3-2		
0-0-0	0-0-0	0-0-0		NEUTRAL	0-0-0		0-0-0		0-0-0		
<hr/>											
3-2-4	0-0-0	0-0-0		NON-CONFERENCE	0-0-1		0-0-1		3-2-2		
3-0-1	0-0-0	0-0-0		HOME	0-0-0		0-0-1		3-0-0		
0-2-3	0-0-0	0-0-		AWAY	0-0-1		0-0-0		0-2-2		
0-0-0	0-0-0	0-0-0		NEUTRAL	0-0-0		0-0-0		0-0-0		
<hr/>											
1-1-0	0-0-0	0-0-0		CONFERENCE	0-0-0		0-0-0		1-1-0		
1-0-0	0-0-0	0-0-0		HOME	0-0-0		0-0-0		1-0-0		
0-1-0	0-0-0	0-0-0		AWAY	0-0-0		0-0-0		0-1-0		
0-0-0	0-0-0	0-0-0		NEUTRAL	0-0-0		0-0-0		0-0-0		
<hr/>											
RPI S	Opponent	Score	RPI S	Opponent	Score	RPI S	Opponent	Score	RPI S	Opponent	Score
						59 A	DePaul	0 0	139 H	Loyola Chicago	0 0
						161 A	Ball St.	0 3			
						182 H	Oakland	2 0			
						237 A	IUPUI	1 1			
						240 A	Indiana St.	0 4			
						247 H	Northern Ill.	1 0			
						267 A	Drake	1 1			
						272 H	Western Ill.	3 1			
						308 H	Eastern Ill.	2 0			
						312 A	Youngstown St.	1 2			
<hr/>											
			LAST 10 GAMES								
			312 A	Youngstown St.	1 2	59 A	DePaul	0 0			
			139 H	Loyola Chicago	0 0	267 A	Drake	1 1			
			182 H	Oakland	2 0	240 A	Indiana St.	0 4			
			247 H	Northern Ill.	1 0	308 H	Eastern Ill.	2 0			
			161 A	Ball St.	0 3	272 H	Western Ill.	3 1			

Non-Div. I Games: Michigan Tech 0 1

Green Bay

Average RPI Win:	278	WON-LOST	WINNING	LAST 10	STRENGTH OF	OPP. STRENGTH	TEAM	ADJ	CONF.	ADJ CONF.	
Average RPI Loss:	144	RECORD	PCT. RANK	GAMES	SCHEDULE	OF SCHEDULE	RPI	RPI	RPI	RPI	
DIV. I ONLY	5-5-2	.5	149	5-4-1	226	308	218	.45652	221	20	21
DIV. I NON-CONF.	3-4-2	.44444	190	3-3-1	219	321	238	.44135	239	22	21
<hr/>											
TOTALS	RPI 1-25	RPI 26-50		W-L RECORDS	RPI 51-100		RPI 101-150		RPI 150+		
5-5-2	0-0-0	0-1-0		OVERALL	0-0-0		0-1-0		5-3-2		
3-3-2	0-0-0	0-0-0		HOME	0-0-0		0-0-0		3-3-2		
2-2-0	0-0-0	0-1-0		AWAY	0-0-0		0-1-0		2-0-0		
0-0-0	0-0-0	0-0-0		NEUTRAL	0-0-0		0-0-0		0-0-0		
<hr/>											
3-4-2	0-0-0	0-1-0		NON-CONFERENCE	0-0-0		0-0-0		3-3-2		
3-3-2	0-0-0	0-0-0		HOME	0-0-0		0-0-0		3-3-2		
0-1-0	0-0-0	0-0-		AWAY	0-0-0		0-0-0		0-0-0		
0-0-0	0-0-0	0-0-0		NEUTRAL	0-0-0		0-0-0		0-0-0		
<hr/>											
2-1-0	0-0-0	0-0-0		CONFERENCE	0-0-0		0-1-0		2-0-0		
0-0-0	0-0-0	0-0-0		HOME	0-0-0		0-0-0		0-0-0		
2-1-0	0-0-0	0-0-0		AWAY	0-0-0		0-1-0		2-0-0		
0-0-0	0-0-0	0-0-0		NEUTRAL	0-0-0		0-0-0		0-0-0		
<hr/>											
RPI S	Opponent	Score	RPI S	Opponent	Score	RPI S	Opponent	Score	RPI S	Opponent	Score
			39 A	Ole Miss	0 4				101 A	Western Ky.	0 2
									153 H	Nicholls St.	1 2
									202 H	Southeastern La.	1 2
									225 H	Louisiana Tech	2 3
									244 H	Northwestern St.	5 0
									256 A	Georgia St.	3 0
									262 A	La.-Monroe	2 0
									307 H	Southern U.	1 1
									309 H	Jacksonville St.	1 1
									311 H	Mississippi Val.	3 0
									318 H	Prairie View	5 1
<hr/>											
LAST 10 GAMES											
			262 A	La.-Monroe	2 0	318 H	Prairie View	5 1			
			101 A	Western Ky.	0 2	153 H	Nicholls St.	1 2			
			256 A	Georgia St.	3 0	225 H	Louisiana Tech	2 3			
			311 H	Mississippi Val.	3 0	244 H	Northwestern St.	5 0			
			202 H	Southeastern La.	1 2	307 H	Southern U.	1 1			

Non-Div. I Games:

La.-Lafayette

Average RPI Win: 253		WON-LOST RECORD	WINNING PCT. RANK		LAST 10 GAMES	STRENGTH OF SCHEDULE		OPP. STRENGTH OF SCHEDULE		TEAM RPI	ADJ RPI		CONF. RPI	ADJ CONF. RPI			
Average RPI Loss: 156																	
DIV. I ONLY		4-8-1	.34615	244	3-6-1	120		296		224	.45536	222	18	19			
DIV. I NON-CONF.		3-4-0	.42857	204	2-2-0	271		293		261	.4235	258	23	23			
TOTALS		RPI 1-25		RPI 26-50		W-L RECORDS		RPI 51-100		RPI 101-150		RPI 150+					
4-8-1	0-0-0			0-0-0		OVERALL		0-2-0		0-1-0		4-5-1					
2-3-0	0-0-0			0-0-0		HOME		0-2-0		0-0-0		2-1-0					
2-3-1	0-0-0			0-0-0		AWAY		0-0-0		0-1-0		2-2-1					
0-2-0	0-0-0			0-0-0		NEUTRAL		0-0-0		0-0-0		0-2-0					
3-4-0	0-0-0			0-0-0		NON-CONFERENCE		0-0-0		0-1-0		3-3-0					
2-0-0	0-0-0			0-0-0		HOME		0-0-0		0-0-0		2-0-0					
1-2-0	0-0-0			0-0-		AWAY		0-0-0		0-1-0		1-1-0					
0-2-0	0-0-0			0-0-0		NEUTRAL		0-0-0		0-0-0		0-2-0					
1-4-1	0-0-0			0-0-0		CONFERENCE		0-2-0		0-0-0		1-2-1					
0-3-0	0-0-0			0-0-0		HOME		0-2-0		0-0-0		0-1-0					
1-1-1	0-0-0			0-0-0		AWAY		0-0-0		0-0-0		1-1-1					
0-0-0	0-0-0			0-0-0		NEUTRAL		0-0-0		0-0-0		0-0-0					
RPI	S	Opponent	Score	RPI	S	Opponent	Score	RPI	S	Opponent	Score	RPI	S	Opponent	Score		
								63	H	Stephen F. Austin	0	3	134	A	Rice	3	5
								76	H	Oral Roberts	0	3	153	A	Nicholls St.	2	1
													156	N	Massachusetts	1	2
													170	A	Northern Ariz.	2	3
													202	A	Southeastern La.	1	3
													208	N	South Dakota St.	0	3
													234	A	UTSA	3	1
													242	H	Houston Baptist	0	1
													244	A	Northwestern St.	0	0
													307	H	Southern U.	2	0
													318	H	Prairie View	3	2
LAST 10 GAMES																	

Non-Div. I Games:

Lamar

Average RPI Win:		242	WON-LOST RECORD		WINNING PCT. RANK		LAST 10 GAMES		STRENGTH OF SCHEDULE		OPP. STRENGTH OF SCHEDULE		TEAM RPI		ADJ RPI		CONF. RPI		ADJ CONF. RPI				
Average RPI Loss:		100																					
DIV. I ONLY			5-7-1	.42308	193	4-5-1			248		93		222		.45471	223	19		18				
DIV. I NON-CONF.			2-7-1	.25	275	1-5-1			168		43		232		.44445	235	16		16				
TOTALS		RPI 1-25		RPI 26-50			W-L RECORDS			RPI 51-100			RPI 101-150			RPI 150+							
5-7-1		0-1-0		0-2-0			OVERALL			0-1-0			1-2-0			4-1-1							
3-3-0		0-0-0		0-1-0			HOME			0-1-0			1-1-0			2-0-0							
2-2-0		0-1-0		0-0-0			AWAY			0-0-0			0-1-0			2-0-0							
0-2-1		0-0-0		0-1-0			NEUTRAL			0-0-0			0-0-0			0-1-1							
2-7-1		0-1-0		0-2-0			NON-CONFERENCE			0-1-0			1-2-0			1-1-1							
1-3-0		0-0-0		0-1-0			HOME			0-1-0			1-1-0			0-0-0							
1-2-0		0-1-0		0-0-			AWAY			0-0-0			0-1-0			1-0-0							
0-2-1		0-0-0		0-1-0			NEUTRAL			0-0-0			0-0-0			0-1-1							
3-0-0		0-0-0		0-0-0			CONFERENCE			0-0-0			0-0-0			3-0-0							
2-0-0		0-0-0		0-0-0			HOME			0-0-0			0-0-0			2-0-0							
1-0-0		0-0-0		0-0-0			AWAY			0-0-0			0-0-0			1-0-0							
0-0-0		0-0-0		0-0-0			NEUTRAL			0-0-0			0-0-0			0-0-0							
RPI	S	Opponent		Score		RPI	S	Opponent		Score		RPI	S	Opponent		Score							
1	A	North Carolina		1	2	35	N	Duke		0	1	65	H	Michigan St.		0	1	117	A	St. Mary's (CA)	0	1	
						42	H	Texas Tech		0	1							134	H	Rice	3	0	
																		143	H	UC Santa Barbara	0	2	
																		159	N	UC Davis	0	0	
																		204	H	Fresno St.	1	0	
																		264	A	New Mexico St.	1	0	
																		295	H	San Jose St.	2	1	
																		298	N	Pacific	1	2	
																		313	A	Colorado St.	3	0	
LAST 10 GAMES																							
						313	A	Colorado St.		3	0	143	H	UC Santa Barbara		0	2						
						204	H	Fresno St.		1	0	298	N	Pacific		1	2						
						295	H	San Jose St.		2	1	117	A	St. Mary's (CA)		0	1						
						159	N	UC Davis		0	0	65	H	Michigan St.		0	1						
						35	N	Duke		0	1	134	H	Rice		3	0						

Non-Div. I Games:

New Mexico

Average RPI Win:	252	WON-LOST	WINNING	LAST 10	STRENGTH OF	OPP. STRENGTH	TEAM	ADJ	CONF.	ADJ CONF.	
Average RPI Loss:	163	RECORD	PCT. RANK	GAMES	SCHEDULE	OF SCHEDULE	RPI	RPI	RPI	RPI	
DIV. I ONLY	5-7-0	.41667	204	5-5-0	202	267	225	.45426	224	14	14
DIV. I NON-CONF.	2-7-0	.22222	283	2-5-0	135	270	260	.42367	256	14	14
<hr/>											
TOTALS	RPI 1-25	RPI 26-50		W-L RECORDS		RPI 51-100		RPI 101-150		RPI 150+	
5-7-0	0-0-0	0-0-0		OVERALL		0-1-0		0-2-0		5-4-0	
3-3-0	0-0-0	0-0-0		HOME		0-0-0		0-0-0		3-3-0	
2-3-0	0-0-0	0-0-0		AWAY		0-1-0		0-2-0		2-0-0	
0-1-0	0-0-0	0-0-0		NEUTRAL		0-0-0		0-0-0		0-1-0	
2-7-0	0-0-0	0-0-0		NON-CONFERENCE		0-1-0		0-2-0		2-4-0	
1-3-0	0-0-0	0-0-0		HOME		0-0-0		0-0-0		1-3-0	
1-3-0	0-0-0	0-0-		AWAY		0-1-0		0-2-0		1-0-0	
0-1-0	0-0-0	0-0-0		NEUTRAL		0-0-0		0-0-0		0-1-0	
3-0-0	0-0-0	0-0-0		CONFERENCE		0-0-0		0-0-0		3-0-0	
2-0-0	0-0-0	0-0-0		HOME		0-0-0		0-0-0		2-0-0	
1-0-0	0-0-0	0-0-0		AWAY		0-0-0		0-0-0		1-0-0	
0-0-0	0-0-0	0-0-0		NEUTRAL		0-0-0		0-0-0		0-0-0	
RPI	S	Opponent	Score	RPI	S	Opponent	Score	RPI	S	Opponent	Score
				58 A La Salle 2 3				108 A Liberty 0 2			
								150 A Fairfield 0 1			
								190 H George Washington 0 1			
								193 H UMBC 1 2			
								211 N Hartford 0 1			
								215 H George Mason 1 0			
								228 H Richmond 1 3			
								229 H Lehigh 1 0			
								243 H Bucknell 3 0			
								273 A Holy Cross 1 0			
								301 A Howard 1 0			
LAST 10 GAMES											
243 H Bucknell 3 0				211 N Hartford 0 1							
273 A Holy Cross 1 0				150 A Fairfield 0 1							
228 H Richmond 1 3				215 H George Mason 1 0							
229 H Lehigh 1 0				58 A La Salle 2 3							
301 A Howard 1 0				108 A Liberty 0 2							

Non-Div. I Games:

American

Average RPI Win:	247	WON-LOST	WINNING	LAST 10	STRENGTH OF	OPP. STRENGTH	TEAM	ADJ	CONF.	ADJ CONF.							
Average RPI Loss:	146	RECORD	PCT. RANK	GAMES	SCHEDULE	OF SCHEDULE	RPI	RPI	RPI	RPI							
DIV. I ONLY	6-7-1	.46429	166	5-5-0	227	270	223	.454	225	12	12						
DIV. I NON-CONF.	5-4-1	.55	141	4-2-0	264	306	224	.45111	225	12	12						
<hr/>																	
TOTALS	RPI 1-25	RPI 26-50		W-L RECORDS		RPI 51-100		RPI 101-150		RPI 150+							
6-7-1	0-0-0	0-0-0		OVERALL		0-2-0		1-2-0		5-3-1							
2-2-0	0-0-0	0-0-0		HOME		0-0-0		1-0-0		1-2-0							
4-4-1	0-0-0	0-0-0		AWAY		0-2-0		0-1-0		4-1-1							
0-1-0	0-0-0	0-0-0		NEUTRAL		0-0-0		0-1-0		0-0-0							
<hr/>																	
5-4-1	0-0-0	0-0-0		NON-CONFERENCE		0-1-0		0-1-0		5-2-1							
1-1-0	0-0-0	0-0-0		HOME		0-0-0		0-0-0		1-1-0							
4-2-1	0-0-0	0-0-		AWAY		0-1-0		0-0-0		4-1-1							
0-1-0	0-0-0	0-0-0		NEUTRAL		0-0-0		0-1-0		0-0-0							
<hr/>																	
1-3-0	0-0-0	0-0-0		CONFERENCE		0-1-0		1-1-0		0-1-0							
1-1-0	0-0-0	0-0-0		HOME		0-0-0		1-0-0		0-1-0							
0-2-0	0-0-0	0-0-0		AWAY		0-1-0		0-1-0		0-0-0							
0-0-0	0-0-0	0-0-0		NEUTRAL		0-0-0		0-0-0		0-0-0							
<hr/>																	
RPI S	Opponent	Score	RPI S	Opponent	Score	RPI S	Opponent	Score	RPI S	Opponent	Score						
						55 A	LSU	0 1	107 H	Marshall	2 0						
						60 A	Tulsa	0 3	126 A	North Texas	0 1						
									130 N	South Ala.	0 1						
									176 H	FIU	2 3						
									213 H	Central Ark.	0 2						
									221 A	La.-Lafayette	3 2						
									257 A	Troy	2 0						
									263 A	McNeese St.	2 4						
									265 A	UALR	2 0						
									307 H	Southern U.	5 0						
									319 A	Jackson St.	0 0						
									325 A	Grambling	6 0						
						<hr/>											
									LAST 10 GAMES								
			176 H FIU			2 3	307 H Southern U.			5 0							
			107 H Marshall			2 0	325 A Grambling			6 0							
			126 A North Texas			0 1	265 A UALR			2 0							
			60 A Tulsa			0 3	263 A McNeese St.			2 4							
			130 N South Ala.			0 1	221 A La.-Lafayette			3 2							

Non-Div. I Games:

Louisiana Tech

Average RPI Win: 226		WON-LOST	WINNING	LAST 10	STRENGTH OF		OPP. STRENGTH	TEAM	ADJ	CONF.	ADJ CONF.						
Average RPI Loss: 139		RECORD	PCT. RANK	GAMES	SCHEDULE		OF SCHEDULE	RPI	RPI	RPI	RPI						
DIV. I ONLY		3-7-0	.3	270	3-7-0		127	203	226	.45287	226	27	27				
DIV. I NON-CONF.		2-7-0	.22222	283	2-7-0		119	178	241	.44034	240	27	27				
<hr/>																	
TOTALS		RPI 1-25		RPI 26-50		W-L RECORDS		RPI 51-100		RPI 101-150		RPI 150+					
3-7-0		0-0-0		0-1-0		OVERALL		0-1-0		1-2-0		2-3-0					
3-3-0		0-0-0		0-0-0		HOME		0-1-0		1-1-0		2-1-0					
0-4-0		0-0-0		0-1-0		AWAY		0-0-0		0-1-0		0-2-0					
0-0-0		0-0-0		0-0-0		NEUTRAL		0-0-0		0-0-0		0-0-0					
2-7-0		0-0-0		0-1-0		NON-CONFERENCE		0-1-0		1-2-0		1-3-0					
2-3-0		0-0-0		0-0-0		HOME		0-1-0		1-1-0		1-1-0					
0-4-0		0-0-0		0-0-		AWAY		0-0-0		0-1-0		0-2-0					
0-0-0		0-0-0		0-0-0		NEUTRAL		0-0-0		0-0-0		0-0-0					
1-0-0		0-0-0		0-0-0		CONFERENCE		0-0-0		0-0-0		1-0-0					
1-0-0		0-0-0		0-0-0		HOME		0-0-0		0-0-0		1-0-0					
0-0-0		0-0-0		0-0-0		AWAY		0-0-0		0-0-0		0-0-0					
0-0-0		0-0-0		0-0-0		NEUTRAL		0-0-0		0-0-0		0-0-0					
RPI	S	Opponent		Score		RPI	S	Opponent		Score		RPI	S	Opponent		Score	
				40	A	Connecticut		0	3			53	H	St. John's (NY)		0	4
												138	H	Harvard		0	2
												142	A	Maine		1	2
												150	H	Fairfield		3	1
												163	H	Army		0	1
												211	A	Hartford		0	2
												229	A	Lehigh		0	1
												233	H	Siena		2	1
												294	H	Robert Morris		2	1
<hr/>																	
LAST 10 GAMES																	
				294	H	Robert Morris		2	1			233	H	Siena		2	1
				138	H	Harvard		0	2			163	H	Army		0	1
				211	A	Hartford		0	2			229	A	Lehigh		0	1
				150	H	Fairfield		3	1			53	H	St. John's (NY)		0	4
				142	A	Maine		1	2			40	A	Connecticut		0	3

Non-Div. I Games:

Central Conn. St.

Average RPI Win: 233		WON-LOST	WINNING	LAST 10	STRENGTH OF		OPP. STRENGTH	TEAM	ADJ		CONF.	ADJ CONF.
Average RPI Loss: 139		RECORD	PCT. RANK	GAMES	SCHEDULE		OF SCHEDULE	RPI	RPI		RPI	RPI
DIV. I ONLY		5-7-1	.42308	193	4-5-1		245	166	227		11	11
DIV. I NON-CONF.		3-7-1	.31818	255	2-5-1		250	194	266		10	10
TOTALS		RPI 1-25	RPI 26-50		W-L RECORDS		RPI 51-100		RPI 101-150		RPI 150+	
5-7-1		0-0-0	0-0-0		OVERALL		0-3-0		1-1-0		4-3-1	
2-4-1		0-0-0	0-0-0		HOME		0-1-0		1-1-0		1-2-1	
2-3-0		0-0-0	0-0-0		AWAY		0-2-0		0-0-0		2-1-0	
1-0-0		0-0-0	0-0-0		NEUTRAL		0-0-0		0-0-0		1-0-0	
3-7-1		0-0-0	0-0-0		NON-CONFERENCE		0-3-0		0-1-0		3-3-1	
0-4-1		0-0-0	0-0-0		HOME		0-1-0		0-1-0		0-2-1	
2-3-0		0-0-0	0-0-		AWAY		0-2-0		0-0-0		2-1-0	
1-0-0		0-0-0	0-0-0		NEUTRAL		0-0-0		0-0-0		1-0-0	
2-0-0		0-0-0	0-0-0		CONFERENCE		0-0-0		1-0-0		1-0-0	
2-0-0		0-0-0	0-0-0		HOME		0-0-0		1-0-0		1-0-0	
0-0-0		0-0-0	0-0-0		AWAY		0-0-0		0-0-0		0-0-0	
0-0-0		0-0-0	0-0-0		NEUTRAL		0-0-0		0-0-0		0-0-0	
RPI S	Opponent	Score	RPI S	Opponent	Score	RPI S	Opponent	Score	RPI S	Opponent	Score	
						60 H	Tulsa	0 1	136 H	Cal St. Northridge	3 1	
						72 A	Arizona	0 6	145 H	UNLV	2 3	
						87 A	UTEP	0 2	158 H	Hawaii	2 0	
									170 H	Northern Ariz.	1 1	
									195 A	Southern Utah	0 1	
									204 H	Fresno St.	0 1	
									212 H	Gonzaga	0 1	
									264 A	New Mexico St.	2 1	
									295 N	San Jose St.	2 1	
									310 A	Bakersfield	2 0	
LAST 10 GAMES												
			158 H	Hawaii	2 0	195 A	Southern Utah	0 1				
			136 H	Cal St. Northridge	3 1	310 A	Bakersfield	2 0				
			212 H	Gonzaga	0 1	204 H	Fresno St.	0 1				
			60 H	Tulsa	0 1	264 A	New Mexico St.	2 1				
			170 H	Northern Ariz.	1 1	87 A	UTEP	0 2				

Non-Div. I Games:

UC Riverside

Average RPI Win:		269	WON-LOST RECORD		WINNING PCT. RANK	LAST 10 GAMES	STRENGTH OF SCHEDULE		OPP. STRENGTH OF SCHEDULE	TEAM RPI	ADJ RPI	CONF. RPI	ADJ CONF. RPI				
Average RPI Loss:		94															
DIV. I ONLY			3-8-2	.30769	266	2-7-1	179		117	229	.44895	228	15	15			
DIV. I NON-CONF.			3-5-2	.4	215	2-4-1	114		121	157	.49379	157	15	15			
TOTALS		RPI 1-25		RPI 26-50		W-L RECORDS		RPI 51-100		RPI 101-150		RPI 150+					
3-8-2		0-1-0		0-2-0		OVERALL		0-2-0		0-1-1		3-2-1					
0-2-2		0-0-0		0-0-0		HOME		0-0-0		0-0-1		0-2-1					
1-6-0		0-1-0		0-2-0		AWAY		0-2-0		0-1-0		1-0-0					
2-0-0		0-0-0		0-0-0		NEUTRAL		0-0-0		0-0-0		2-0-0					
3-5-2		0-1-0		0-2-0		NON-CONFERENCE		0-2-0		0-0-1		3-0-1					
0-0-2		0-0-0		0-0-0		HOME		0-0-0		0-0-1		0-0-1					
1-5-0		0-1-0		0-0-		AWAY		0-2-0		0-0-0		1-0-0					
2-0-0		0-0-0		0-0-0		NEUTRAL		0-0-0		0-0-0		2-0-0					
0-3-0		0-0-0		0-0-0		CONFERENCE		0-0-0		0-1-0		0-2-0					
0-2-0		0-0-0		0-0-0		HOME		0-0-0		0-0-0		0-2-0					
0-1-0		0-0-0		0-0-0		AWAY		0-0-0		0-1-0		0-0-0					
0-0-0		0-0-0		0-0-0		NEUTRAL		0-0-0		0-0-0		0-0-0					
RPI	S	Opponent		Score		RPI	S	Opponent		Score		RPI	S	Opponent		Score	
3	A	Virginia		0 3		36	A	West Virginia		0 2		89	A	Villanova		0 3	
						46	A	James Madison		1 4		94	A	Princeton		0 2	
														</			

Non-Div. I Games:

Richmond

Average RPI Win:	172	WON-LOST RECORD	WINNING PCT. RANK	LAST 10 GAMES	STRENGTH OF SCHEDULE	OPP. STRENGTH OF SCHEDULE	TEAM RPI	ADJ RPI	CONF. RPI	ADJ CONF. RPI	
DIV. I ONLY	2-7-2	.27273	282	2-6-2	129	162	228	.44814	229	14	14
DIV. I NON-CONF.	2-3-2	.42857	204	2-2-2	95	149	142	.50368	142	14	14
<hr/>											
TOTALS	RPI 1-25	RPI 26-50		W-L RECORDS	RPI 51-100		RPI 101-150		RPI 150+		
2-7-2	0-0-0	0-1-0		OVERALL	0-3-0		1-0-1		1-3-1		
1-4-0	0-0-0	0-0-0		HOME	0-2-0		0-0-0		1-2-0		
1-3-1	0-0-0	0-1-0		AWAY	0-1-0		1-0-1		0-1-0		
0-0-1	0-0-0	0-0-0		NEUTRAL	0-0-0		0-0-0		0-0-1		
<hr/>											
2-3-2	0-0-0	0-0-0		NON-CONFERENCE	0-3-0		1-0-1		1-0-1		
1-2-0	0-0-0	0-0-0		HOME	0-2-0		0-0-0		1-0-0		
1-1-1	0-0-0	0-0-		AWAY	0-1-0		1-0-1		0-0-0		
0-0-1	0-0-0	0-0-0		NEUTRAL	0-0-0		0-0-0		0-0-1		
<hr/>											
0-4-0	0-0-0	0-1-0		CONFERENCE	0-0-0		0-0-0		0-3-0		
0-2-0	0-0-0	0-0-0		HOME	0-0-0		0-0-0		0-2-0		
0-2-0	0-0-0	0-1-0		AWAY	0-0-0		0-0-0		0-1-0		
0-0-0	0-0-0	0-0-0		NEUTRAL	0-0-0		0-0-0		0-0-0		
<hr/>											
RPI S	Opponent	Score	RPI S	Opponent	Score	RPI S	Opponent	Score	RPI S	Opponent	Score
			48 A	Boston U.	0 3	57 H	Monmouth	0 1	113 A	Penn	1 1
						58 H	La Salle	0 1	117 A	St. Mary's (CA)	2 0
						89 A	Villanova	0 2	199 H	Lafayette	0 1
									224 A	American	0 1
									226 H	Central Conn. St.	1 0
									243 H	Bucknell	2 3
									298 N	Pacific	1 1
<hr/>											
			LAST 10 GAMES								
			48 A	Boston U.	0 3	58 H	La Salle	0 1			
			199 H	Lafayette	0 1	224 A	American	0 1			
			113 A	Penn	1 1	117 A	St. Mary's (CA)	2 0			
			243 H	Bucknell	2 3	298 N	Pacific	1 1			
			89 A	Villanova	0 2	226 H	Central Conn. St.	1 0			

Non-Div. I Games:

Lehigh

Average RPI Win: 280		WON-LOST	WINNING	LAST 10	STRENGTH OF		OPP. STRENGTH	TEAM	ADJ		CONF.	ADJ CONF.	
Average RPI Loss: 157		RECORD	PCT. RANK	GAMES	SCHEDULE		OF SCHEDULE	RPI	RPI		RPI	RPI	
DIV. I ONLY		6-5-1	.54167	131	4-4-1		290	279	231	.44611	230	16	16
DIV. I NON-CONF.		5-4-1	.55	141	3-3-1		304	281	251	.43514	248	17	17
TOTALS		RPI 1-25	RPI 26-50		W-L RECORDS		RPI 51-100		RPI 101-150		RPI 150+		
6-5-1	0-0-0	0-1-0		OVERALL		0-0-0		0-0-0		6-4-1			
5-0-1	0-0-0	0-0-0		HOME		0-0-0		0-0-0		5-0-1			
1-5-0	0-0-0	0-1-0		AWAY		0-0-0		0-0-0		1-4-0			
0-0-0	0-0-0	0-0-0		NEUTRAL		0-0-0		0-0-0		0-0-0			
5-4-1	0-0-0	0-1-0		NON-CONFERENCE		0-0-0		0-0-0		5-3-1			
4-0-1	0-0-0	0-0-0		HOME		0-0-0		0-0-0		4-0-1			
1-4-0	0-0-0	0-0-		AWAY		0-0-0		0-0-0		1-3-0			
0-0-0	0-0-0	0-0-0		NEUTRAL		0-0-0		0-0-0		0-0-0			
1-1-0	0-0-0	0-0-0		CONFERENCE		0-0-0		0-0-0		1-1-0			
1-0-0	0-0-0	0-0-0		HOME		0-0-0		0-0-0		1-0-0			
0-1-0	0-0-0	0-0-0		AWAY		0-0-0		0-0-0		0-1-0			
0-0-0	0-0-0	0-0-0		NEUTRAL		0-0-0		0-0-0		0-0-0			
RPI	S	Opponent	Score	RPI	S	Opponent	Score	RPI	S	Opponent	Score		
				45	A	Miami (FL)	1 6						
								157	A	Valparaiso	1 2		
								176	A	FIU	0 2		
								196	A	Western Mich.	0 1		
								197	H	Detroit	2 0		
								209	H	Ohio	0 0		
								210	A	Kent St.	0 1		
								251	A	Akron	2 1		
								294	H	Robert Morris	3 0		
								302	H	Bowling Green	2 1		
								316	H	Canisius	3 2		
								320	H	UMass Lowell	2 0		
LAST 10 GAMES													
				157	A	Valparaiso	1 2	294	H	Robert Morris	3 0		
				197	H	Detroit	2 0	320	H	UMass Lowell	2 0		
				251	A	Akron	2 1	176	A	FIU	0 2		
				209	H	Ohio	0 0	45	A	Miami (FL)	1 6		
				210	A	Kent St.	0 1	196	A	Western Mich.	0 1		

Non-Div. I Games: Madonna 5 1

Cleveland St.

Average RPI Win: 265		WON-LOST RECORD		WINNING PCT. RANK		LAST 10 GAMES		STRENGTH OF SCHEDULE		OPP. STRENGTH OF SCHEDULE		TEAM RPI		ADJ RPI		CONF. RPI		ADJ CONF. RPI	
DIV. I ONLY		4-6-1		.40909 216		3-6-1		233		206		230		.44491 231		17		17	
DIV. I NON-CONF.		2-5-0		.28571 262		1-5-0		197		213		257		.42352 257		18		18	
TOTALS		RPI 1-25		RPI 26-50		W-L RECORDS		RPI 51-100		RPI 101-150		RPI 150+							
4-6-1		0-1-0		0-0-0		OVERALL		0-0-0		0-2-0		4-3-1							
2-2-0		0-0-0		0-0-0		HOME		0-0-0		0-1-0		2-1-0							
2-4-1		0-1-0		0-0-0		AWAY		0-0-0		0-1-0		2-2-1							
0-0-0		0-0-0		0-0-0		NEUTRAL		0-0-0		0-0-0		0-0-0							
2-5-0		0-1-0		0-0-0		NON-CONFERENCE		0-0-0		0-1-0		2-3-0							
1-1-0		0-0-0		0-0-0		HOME		0-0-0		0-0-0		1-1-0							
1-4-0		0-1-0		0-0-		AWAY		0-0-0		0-1-0		1-2-0							
0-0-0		0-0-0		0-0-0		NEUTRAL		0-0-0		0-0-0		0-0-0							
2-1-1		0-0-0		0-0-0		CONFERENCE		0-0-0		0-1-0		2-0-1							
1-1-0		0-0-0		0-0-0		HOME		0-0-0		0-1-0		1-0-0							
1-0-1		0-0-0		0-0-0		AWAY		0-0-0		0-0-0		1-0-1							
0-0-0		0-0-0		0-0-0		NEUTRAL		0-0-0		0-0-0		0-0-0							
RPI	S	Opponent		Score		RPI	S	Opponent		Score		RPI	S	Opponent		Score			
12	A	UCF		0 4								120	A	Eastern Mich.		1	5		
												127	H	Jacksonville		1	2		
												176	H	FIU		0	2		
												180	A	Lipscomb		3	3		
												197	A	Detroit		0	4		
												219	H	North Florida		1	0		
												249	A	Ga. Southern		1	2		
												257	H	Troy		2	1		
												290	A	Northern Ky.		2	1		
												292	A	South Carolina St.		1	0		
LAST 10 GAMES																			
		290 A Northern Ky.		2	1			197 A Detroit		0	4								
		180 A Lipscomb		3	3			120 A Eastern Mich.		1	5								
		127 H Jacksonville		1	2			12 A UCF		0	4								
		219 H North Florida		1	0			292 A South Carolina St.		1	0								
		176 H FIU		0	2			249 A Ga. Southern		1	2								

Houston

Houston

Average RPI Win: 243		WON-LOST	WINNING	LAST 10	STRENGTH OF	OPP. STRENGTH	TEAM	ADJ	CONF.	ADJ CONF.				
Average RPI Loss: 193		RECORD	PCT. RANK	GAMES	SCHEDULE	OF SCHEDULE	RPI	RPI	RPI	RPI				
DIV. I ONLY		6-5-1	.54167	131	4-5-1	299	259	232	.44382	233	29	29		
DIV. I NON-CONF.		4-4-0	.5	147	2-4-0	266	211	223	.45176	223	30	30		
<hr/>														
TOTALS		RPI 1-25		RPI 26-50		W-L RECORDS		RPI 51-100		RPI 101-150		RPI 150+		
6-5-1		0-0-0		0-0-0		OVERALL		0-2-0		0-0-0		6-3-1		
6-1-0		0-0-0		0-0-0		HOME		0-0-0		0-0-0		6-1-0		
0-4-1		0-0-0		0-0-0		AWAY		0-2-0		0-0-0		0-2-1		
0-0-0		0-0-0		0-0-0		NEUTRAL		0-0-0		0-0-0		0-0-0		
4-4-0		0-0-0		0-0-0		NON-CONFERENCE		0-2-0		0-0-0		4-2-0		
4-1-0		0-0-0		0-0-0		HOME		0-0-0		0-0-0		4-1-0		
0-3-0		0-0-0		0-0-		AWAY		0-2-0		0-0-0		0-1-0		
0-0-0		0-0-0		0-0-0		NEUTRAL		0-0-0		0-0-0		0-0-0		
2-1-1		0-0-0		0-0-0		CONFERENCE		0-0-0		0-0-0		2-1-1		
2-0-0		0-0-0		0-0-0		HOME		0-0-0		0-0-0		2-0-0		
0-1-1		0-0-0		0-0-0		AWAY		0-0-0		0-0-0		0-1-1		
0-0-0		0-0-0		0-0-0		NEUTRAL		0-0-0		0-0-0		0-0-0		
RPI	S	Opponent		Score	RPI	S	Opponent		Score	RPI	S	Opponent	Score	
							83	A Colgate	0 3			156	H Massachusetts	4 3
							98	A Stony Brook	1 3			168	H Binghamton	2 1
												226	A Central Conn. St.	1 2
												238	H Marist	1 0
												241	A Quinnipiac	1 1
												254	H Vermont	3 2
												271	H Rhode Island	1 2
												289	A Rider	0 1
												320	H UMass Lowell	2 1
												321	H Saint Peter's	2 0
LAST 10 GAMES														
							238	H Marist	1 0			254	H Vermont	3 2
							321	H Saint Peter's	2 0			226	A Central Conn. St.	1 2
							241	A Quinnipiac	1 1			271	H Rhode Island	1 2
							289	A Rider	0 1			98	A Stony Brook	1 3
							83	A Colgate	0 3			320	H UMass Lowell	2 1

Non-Div. I Games:

Siena

Average RPI Win: 232		WON-LOST RECORD	WINNING PCT. RANK		LAST 10 GAMES	STRENGTH OF SCHEDULE	OPP. STRENGTH OF SCHEDULE	TEAM RPI	ADJ RPI	CONF. RPI	ADJ CONF. RPI					
Average RPI Loss: 105																
DIV. I ONLY		3-9-1	.26923	285	2-7-1	146	136	233	.44347	234	12	12				
DIV. I NON-CONF.		1-8-0	.11111	308	0-6-0	76	119	248	.4348	249	12	12				
<hr/>																
TOTALS		RPI 1-25		RPI 26-50		W-L RECORDS		RPI 51-100		RPI 101-150		RPI 150+				
3-9-1		0-0-0		0-2-0		OVERALL		0-4-0		1-1-0		2-2-1				
2-3-1		0-0-0		0-0-0		HOME		0-1-0		1-0-0		1-2-1				
1-6-0		0-0-0		0-2-0		AWAY		0-3-0		0-1-0		1-0-0				
0-0-0		0-0-0		0-0-0		NEUTRAL		0-0-0		0-0-0		0-0-0				
1-8-0		0-0-0		0-2-0		NON-CONFERENCE		0-4-0		0-0-0		1-2-0				
1-3-0		0-0-0		0-0-0		HOME		0-1-0		0-0-0		1-2-0				
0-5-0		0-0-0		0-0-		AWAY		0-3-0		0-0-0		0-0-0				
0-0-0		0-0-0		0-0-0		NEUTRAL		0-0-0		0-0-0		0-0-0				
2-1-1		0-0-0		0-0-0		CONFERENCE		0-0-0		1-1-0		1-0-1				
1-0-1		0-0-0		0-0-0		HOME		0-0-0		1-0-0		0-0-1				
1-1-0		0-0-0		0-0-0		AWAY		0-0-0		0-1-0		1-0-0				
0-0-0		0-0-0		0-0-0		NEUTRAL		0-0-0		0-0-0		0-0-0				
RPI	S	Opponent	Score	RPI	S	Opponent	Score	RPI	S	Opponent	Score					
				33	A	Kentucky	0 1	52	A	Baylor	0 5	121	A	Charlotte	0 2	
				37	A	Louisville	0 1	56	A	Texas A&M	0 1	134	H	Rice	2 0	
								64	A	Texas	0 3	222	H	Lamar	1 3	
								82	H	Samford	0 2	278	H	Fla. Atlantic	0 0	
												279	A	Old Dominion	2 1	
												282	H	A&M-Corpus Christi	1 2	
												284	H	Sam Houston St.	1 0	
<hr/>																
LAST 10 GAMES																
				279	A	Old Dominion	2 1	64	A	Texas	0 3					
				121	A	Charlotte	0 2	37	A	Louisville	0 1					
				134	H	Rice	2 0	33	A	Kentucky	0 1					
				278	H	Fla. Atlantic	0 0	82	H	Samford	0 2					
				222	H	Lamar	1 3	282	H	A&M-Corpus Christi	1 2					

Non-Div. I Games:

UTSA

Average RPI Win: 265		WON-LOST RECORD	WINNING PCT. RANK	LAST 10 GAMES	STRENGTH OF SCHEDULE	OPP. STRENGTH OF SCHEDULE	TEAM RPI	ADJ RPI	CONF. RPI	ADJ CONF. RPI	
Average RPI Loss: 201											
DIV. I ONLY		3-6-2	.36364 239	3-5-2	150	322	234	.44337 235	28	28	
DIV. I NON-CONF.		2-4-1	.35714 241	2-3-1	186	294	247	.43699 245	28	28	
<hr/>											
TOTALS		RPI 1-25		RPI 26-50		W-L RECORDS		RPI 51-100		RPI 101-150	RPI 150+
3-6-2		0-0-0		0-0-0		OVERALL		0-0-0		0-1-1	3-5-1
2-2-1		0-0-0		0-0-0		HOME		0-0-0		0-1-1	2-1-0
0-3-1		0-0-0		0-0-0		AWAY		0-0-0		0-0-0	0-3-1
1-1-0		0-0-0		0-0-0		NEUTRAL		0-0-0		0-0-0	1-1-0
<hr/>											
2-4-1		0-0-0		0-0-0		NON-CONFERENCE		0-0-0		0-0-1	2-4-0
1-0-1		0-0-0		0-0-0		HOME		0-0-0		0-0-1	1-0-0
0-3-0		0-0-0		0-0-		AWAY		0-0-0		0-0-0	0-3-0
1-1-0		0-0-0		0-0-0		NEUTRAL		0-0-0		0-0-0	1-1-0
<hr/>											
1-2-1		0-0-0		0-0-0		CONFERENCE		0-0-0		0-1-0	1-1-1
1-2-0		0-0-0		0-0-0		HOME		0-0-0		0-1-0	1-1-0
0-0-1		0-0-0		0-0-0		AWAY		0-0-0		0-0-0	0-0-1
0-0-0		0-0-0		0-0-0		NEUTRAL		0-0-0		0-0-0	0-0-0
<hr/>											
RPI S	Opponent	Score	RPI S	Opponent	Score	RPI S	Opponent	Score	RPI S	Opponent	Score
									101 H	Western Ky.	1 1
									106 H	Austin Peay	1 3
									164 A	Miami (OH)	0 5
									172 A	Evansville	0 3
									180 A	Lipscomb	0 4
									217 N	Toledo	3 2
									236 A	SIU Edwardsville	1 1
									276 N	North Dakota St.	0 2
									277 H	Murray St.	3 2
									300 H	Alabama St.	3 0
									308 H	Eastern Ill.	0 1

Non-Div. I Games:

Belmont

Average RPI Win:	238	WON-LOST RECORD	WINNING PCT. RANK	LAST 10 GAMES	STRENGTH OF SCHEDULE	OPP. STRENGTH OF SCHEDULE	TEAM RPI	ADJ RPI	CONF. RPI	ADJ CONF. RPI	
DIV. I ONLY		7-3-3	.65385 77	5-2-3	326	151	236	.443 236	28	28	
DIV. I NON-CONF.		6-1-2	.77778 44	4-0-2	314	174	161	.49215 161	28	28	
<hr/>											
TOTALS	RPI 1-25	RPI 26-50		W-L RECORDS	RPI 51-100		RPI 101-150		RPI 150+		
7-3-3	0-0-0	0-0-0		OVERALL	0-0-0		0-0-1		7-3-2		
4-2-2	0-0-0	0-0-0		HOME	0-0-0		0-0-1		4-2-1		
2-1-0	0-0-0	0-0-0		AWAY	0-0-0		0-0-0		2-1-0		
1-0-1	0-0-0	0-0-0		NEUTRAL	0-0-0		0-0-0		1-0-1		
<hr/>											
6-1-2	0-0-0	0-0-0		NON-CONFERENCE	0-0-0		0-0-1		6-1-1		
3-0-1	0-0-0	0-0-0		HOME	0-0-0		0-0-1		3-0-0		
2-1-0	0-0-0	0-0-		AWAY	0-0-0		0-0-0		2-1-0		
1-0-1	0-0-0	0-0-0		NEUTRAL	0-0-0		0-0-0		1-0-1		
<hr/>											
1-2-1	0-0-0	0-0-0		CONFERENCE	0-0-0		0-0-0		1-2-1		
1-2-1	0-0-0	0-0-0		HOME	0-0-0		0-0-0		1-2-1		
0-0-0	0-0-0	0-0-0		AWAY	0-0-0		0-0-0		0-0-0		
0-0-0	0-0-0	0-0-0		NEUTRAL	0-0-0		0-0-0		0-0-0		
<hr/>											
RPI S	Opponent	Score	RPI S	Opponent	Score	RPI S	Opponent	Score	RPI S	Opponent	Score
						139 H Loyola Chicago 1 1					
						181 A UMKC 0 1					
						188 A Saint Louis 1 0					
						201 H Missouri St. 1 0					
						235 H Belmont 1 1					
						237 H IUPUI 2 0					
						239 H Morehead St. 0 1					
						240 H Indiana St. 1 0					
						261 H Eastern Ky. 2 1					
						267 A Drake 4 1					
						275 N Eastern Wash. 2 1					
						297 H Tennessee Tech 0 1					
						313 N Colorado St. 0 0					
						<hr/>					
			LAST 10 GAMES								
			239 H Morehead St. 0 1			313 N Colorado St. 0 0					
			261 H Eastern Ky. 2 1			275 N Eastern Wash. 2 1					
			235 H Belmont 1 1			201 H Missouri St. 1 0					
			297 H Tennessee Tech 0 1			139 H Loyola Chicago 1 1					
			188 A Saint Louis 1 0			240 H Indiana St. 1 0					

Non-Div. I Games:

SIU Edwardsville

Average RPI Win: 311		WON-LOST RECORD	WINNING PCT. RANK		LAST 10 GAMES	STRENGTH OF SCHEDULE	OPP. STRENGTH OF SCHEDULE	TEAM RPI	ADJ RPI		CONF. RPI	ADJ CONF. RPI					
Average RPI Loss: 195																	
DIV. I ONLY		3-5-3	.40909	216	3-5-2	208	321	240	.44081	237	24	24					
DIV. I NON-CONF.		3-3-3	.5	147	3-3-2	198	309	203	.46576	202	24	24					
<hr/>																	
TOTALS		RPI 1-25		RPI 26-50		W-L RECORDS		RPI 51-100		RPI 101-150		RPI 150+					
3-5-3	0-0-0			0-0-0		OVERALL		0-1-0		0-0-0		3-4-3					
3-3-3	0-0-0			0-0-0		HOME		0-1-0		0-0-0		3-2-3					
0-2-0	0-0-0			0-0-0		AWAY		0-0-0		0-0-0		0-2-0					
0-0-0	0-0-0			0-0-0		NEUTRAL		0-0-0		0-0-0		0-0-0					
3-3-3	0-0-0			0-0-0		NON-CONFERENCE		0-1-0		0-0-0		3-2-3					
3-1-3	0-0-0			0-0-0		HOME		0-1-0		0-0-0		3-0-3					
0-2-0	0-0-0			0-0-		AWAY		0-0-0		0-0-0		0-2-0					
0-0-0	0-0-0			0-0-0		NEUTRAL		0-0-0		0-0-0		0-0-0					
0-2-0	0-0-0			0-0-0		CONFERENCE		0-0-0		0-0-0		0-2-0					
0-2-0	0-0-0			0-0-0		HOME		0-0-0		0-0-0		0-2-0					
0-0-0	0-0-0			0-0-0		AWAY		0-0-0		0-0-0		0-0-0					
0-0-0	0-0-0			0-0-0		NEUTRAL		0-0-0		0-0-0		0-0-0					
RPI	S	Opponent		Score	RPI	S	Opponent		Score	RPI	S	Opponent		Score			
							85	H	Butler	0	1	157	H	Valparaiso	0	0	
												161	H	Ball St.	1	1	
												172	A	Evansville	0	1	
												208	H	South Dakota St.	0	1	
												220	H	Green Bay	1	1	
												236	A	SIU Edwardsville	0	2	
												276	H	North Dakota St.	0	2	
												302	H	Bowling Green	1	0	
												314	H	Grand Canyon	2	0	
												317	H	UNI	2	1	
<hr/>																	
LAST 10 GAMES																	
							208	H	South Dakota St.	0	1		161	H	Ball St.	1	1
							276	H	North Dakota St.	0	2		157	H	Valparaiso	0	0
							317	H	UNI	2	1		302	H	Bowling Green	1	0
							85	H	Butler	0	1		172	A	Evansville	0	1
							236	A	SIU Edwardsville	0	2		314	H	Grand Canyon	2	0

Non-Div. I Games: Indianapolis 2 1

IUPUI

Average RPI Win: 270		WON-LOST RECORD	WINNING PCT. RANK		LAST 10 GAMES	STRENGTH OF SCHEDULE	OPP. STRENGTH OF SCHEDULE	TEAM RPI	ADJ RPI	CONF. RPI	ADJ CONF. RPI	
Average RPI Loss: 145												
DIV. I ONLY		5-6-2	.46154	167	3-5-2	270	226	239	.44004	238	29	29
DIV. I NON-CONF.		2-4-2	.375	230	0-3-2	274	176	264	.42024	265	30	30
<hr/>												
TOTALS		RPI 1-25		RPI 26-50		W-L RECORDS		RPI 51-100		RPI 101-150		RPI 150+
5-6-2		0-0-0		0-0-0		OVERALL		0-0-0		0-5-0		5-1-2
4-0-1		0-0-0		0-0-0		HOME		0-0-0		0-0-0		4-0-1
1-6-1		0-0-0		0-0-0		AWAY		0-0-0		0-5-0		1-1-1
0-0-0		0-0-0		0-0-0		NEUTRAL		0-0-0		0-0-0		0-0-0
<hr/>												
2-4-2		0-0-0		0-0-0		NON-CONFERENCE		0-0-0		0-4-0		2-0-2
1-0-1		0-0-0		0-0-0		HOME		0-0-0		0-0-0		1-0-1
1-4-1		0-0-0		0-0-		AWAY		0-0-0		0-4-0		1-0-1
0-0-0		0-0-0		0-0-0		NEUTRAL		0-0-0		0-0-0		0-0-0
<hr/>												
3-2-0		0-0-0		0-0-0		CONFERENCE		0-0-0		0-1-0		3-1-0
3-0-0		0-0-0		0-0-0		HOME		0-0-0		0-0-0		3-0-0
0-2-0		0-0-0		0-0-0		AWAY		0-0-0		0-1-0		0-1-0
0-0-0		0-0-0		0-0-0		NEUTRAL		0-0-0		0-0-0		0-0-0
<hr/>												
RPI	S	Opponent	Score	RPI	S	Opponent	Score	RPI	S	Opponent	Score	
										</		

Non-Div. I Games:

Marist

Average RPI Win:	226	WON-LOST RECORD	WINNING PCT. RANK	LAST 10 GAMES	STRENGTH OF SCHEDULE	OPP. STRENGTH OF SCHEDULE	TEAM RPI	ADJ RPI	CONF. RPI	ADJ CONF. RPI		
DIV. I ONLY		3-8-1	.29167	274	3-7-0	133	249	237	.43951	239	28	28
DIV. I NON-CONF.		1-7-1	.16667	295	1-6-0	107	156	253	.42972	254	28	28
<hr/>												
TOTALS	RPI 1-25	RPI 26-50		W-L RECORDS		RPI 51-100		RPI 101-150		RPI 150+		
3-8-1	0-0-0	0-2-0		OVERALL		0-2-0		1-0-0		2-4-1		
0-3-0	0-0-0	0-0-0		HOME		0-1-0		0-0-0		0-2-0		
3-5-1	0-0-0	0-2-0		AWAY		0-1-0		1-0-0		2-2-1		
0-0-0	0-0-0	0-0-0		NEUTRAL		0-0-0		0-0-0		0-0-0		
<hr/>												
1-7-1	0-0-0	0-2-0		NON-CONFERENCE		0-2-0		1-0-0		0-3-1		
0-3-0	0-0-0	0-0-0		HOME		0-1-0		0-0-0		0-2-0		
1-4-1	0-0-0	0-0-		AWAY		0-1-0		1-0-0		0-1-1		
0-0-0	0-0-0	0-0-0		NEUTRAL		0-0-0		0-0-0		0-0-0		
<hr/>												
2-1-0	0-0-0	0-0-0		CONFERENCE		0-0-0		0-0-0		2-1-0		
0-0-0	0-0-0	0-0-0		HOME		0-0-0		0-0-0		0-0-0		
2-1-0	0-0-0	0-0-0		AWAY		0-0-0		0-0-0		2-1-0		
0-0-0	0-0-0	0-0-0		NEUTRAL		0-0-0		0-0-0		0-0-0		
<hr/>												
RPI	S	Opponent	Score	RPI	S	Opponent	Score	RPI	S	Opponent	Score	
36	A	West Virginia	0 2	54	A	Ohio St.	2 3	132	A	Appalachian St.	2 1	
37	A	Louisville	2 7	97	H	Xavier	0 1	151	A	Saint Francis (PA)	1 1	
								209	A	Ohio	1 3	
								236	A	SIU Edwardsville	1 0	
								251	H	Akron	1 2	
								290	H	Northern Ky.	1 2	
								308	A	Eastern Ill.	0 1	
								309	A	Jacksonville St.	2 1	
<hr/>												
LAST 10 GAMES												
236	A	SIU Edwardsville	1 0	97	H	Xavier	0 1					
308	A	Eastern Ill.	0 1	37	A	Louisville	2 7					
309	A	Jacksonville St.	2 1	209	A	Ohio	1 3					
132	A	Appalachian St.	2 1	290	H	Northern Ky.	1 2					
251	H	Akron	1 2	36	A	West Virginia	0 2					

Non-Div. I Games:

Morehead St.

Average RPI Win: 227		WON-LOST	WINNING	LAST 10	STRENGTH OF		OPP. STRENGTH	TEAM	ADJ	CONF.	ADJ CONF.
Average RPI Loss: 135		RECORD	PCT. RANK	GAMES	SCHEDULE		OF SCHEDULE	RPI	RPI	RPI	RPI
DIV. I ONLY		4-8-0	.33333	255	3-7-0		215	159	243	.43939	240
DIV. I NON-CONF.		4-6-0	.4	215	3-5-0		209	189	218	.45503	217
TOTALS		RPI 1-25	RPI 26-50		W-L RECORDS		RPI 51-100		RPI 101-150		RPI 150+
4-8-0	0-0-0	0-0-0		OVERALL		0-2-0		0-4-0		4-2-0	
3-2-0	0-0-0	0-0-0		HOME		0-1-0		0-1-0		3-0-0	
1-6-0	0-0-0	0-0-0		AWAY		0-1-0		0-3-0		1-2-0	
0-0-0	0-0-0	0-0-0		NEUTRAL		0-0-0		0-0-0		0-0-0	
4-6-0	0-0-0	0-0-0		NON-CONFERENCE		0-2-0		0-2-0		4-2-0	
3-1-0	0-0-0	0-0-0		HOME		0-1-0		0-0-0		3-0-0	
1-5-0	0-0-0	0-0-0		AWAY		0-1-0		0-2-0		1-2-0	
0-0-0	0-0-0	0-0-0		NEUTRAL		0-0-0		0-0-0		0-0-0	
0-2-0	0-0-0	0-0-0		CONFERENCE		0-0-0		0-2-0		0-0-0	
0-1-0	0-0-0	0-0-0		HOME		0-0-0		0-1-0		0-0-0	
0-1-0	0-0-0	0-0-0		AWAY		0-0-0		0-1-0		0-0-0	
0-0-0	0-0-0	0-0-0		NEUTRAL		0-0-0		0-0-0		0-0-0	
RPI S	Opponent	Score	RPI S	Opponent	Score	RPI S	Opponent	Score	RPI S	Opponent	Score
						62 A	Illinois	2 3	101 A	Western Ky.	1 2
						85 H	Butler	0 3	116 H	Illinois St.	1 2
									120 A	Eastern Mich.	0 4
									139 A	Loyola Chicago	1 2
									173 H	UT Martin	4 2
									217 A	Toledo	2 5
									220 H	Green Bay	4 0
									236 A	SIU Edwardsville	0 1
									249 H	Ga. Southern	2 1
									266 A	IPFW	2 0
LAST 10 GAMES											
			116 H	Illinois St.	1 2		217 A	Toledo	2 5		
			266 A	IPFW	2 0		173 H	UT Martin	4 2		
			139 A	Loyola Chicago	1 2		62 A	Illinois	2 3		
			120 A	Eastern Mich.	0 4		236 A	SIU Edwardsville	0 1		
			101 A	Western Ky.	1 2		220 H	Green Bay	4 0		

Non-Div. I Games:

Indiana St.

Average RPI Win:		305	WON-LOST RECORD		WINNING PCT. RANK		LAST 10 GAMES		STRENGTH OF SCHEDULE		OPP. STRENGTH OF SCHEDULE		TEAM RPI		ADJ RPI		CONF. RPI		ADJ CONF. RPI	
DIV. I ONLY			2-5-3		.35 242		2-5-3		187		268		241		.43834 241		29		29	
DIV. I NON-CONF.			0-4-1		.1 310		0-4-1		113		160		273		.41272 273		30		30	
TOTALS		RPI 1-25		RPI 26-50		W-L RECORDS		RPI 51-100		RPI 101-150		RPI 150+								
2-5-3		0-1-0		0-0-0		OVERALL		0-1-0		0-0-1		2-3-2								
1-2-2		0-0-0		0-0-0		HOME		0-1-0		0-0-0		1-1-2								
1-3-1		0-1-0		0-0-0		AWAY		0-0-0		0-0-1		1-2-0								
0-0-0		0-0-0		0-0-0		NEUTRAL		0-0-0		0-0-0		0-0-0								
0-4-1		0-1-0		0-0-0		NON-CONFERENCE		0-1-0		0-0-0		0-2-1								
0-2-1		0-0-0		0-0-0		HOME		0-1-0		0-0-0		0-1-1								
0-2-0		0-1-0		0-0-		AWAY		0-0-0		0-0-0		0-1-0								
0-0-0		0-0-0		0-0-0		NEUTRAL		0-0-0		0-0-0		0-0-0								
2-1-2		0-0-0		0-0-0		CONFERENCE		0-0-0		0-0-1		2-1-1								
1-0-1		0-0-0		0-0-0		HOME		0-0-0		0-0-0		1-0-1								
1-1-1		0-0-0		0-0-0		AWAY		0-0-0		0-0-1		1-1-0								
0-0-0		0-0-0		0-0-0		NEUTRAL		0-0-0		0-0-0		0-0-0								
RPI	S	Opponent		Score		RPI	S	Opponent		Score		RPI	S	Opponent		Score				
4	A	Georgetown		0	5							74	H	Brown		0	1			
												150	A	Fairfield		0	0			
												185	H	Saint Joseph's		2	3			
												233	H	Siena		1	1			
												254	A	Vermont		0	1			
												260	A	Iona		0	1			
												273	H	Holy Cross		0	0			
												289	H	Rider		2	0			
												321	A	Saint Peter's		3	0			
LAST 10 GAMES																				
						260	A	Iona		0	1	321	A	Saint Peter's		3	0			
						150	A	Fairfield		0	0	254	A	Vermont		0	1			
						289	H	Rider		2	0	273	H	Holy Cross		0	0			
						233	H	Siena		1	1	74	H	Brown		0	1			
						4	A	Georgetown		0	5	185	H	Saint Joseph's		2	3			

Non-Div. I Games:

Quinnipiac

Average RPI Win: 244		WON-LOST	WINNING	LAST 10	STRENGTH OF		OPP. STRENGTH	TEAM	ADJ		CONF.	ADJ CONF.
Average RPI Loss: 134		RECORD	PCT. RANK	GAMES	SCHEDULE		OF SCHEDULE	RPI	RPI		RPI	RPI
DIV. I ONLY		3-7-1	.31818	261	3-5-1		189	171	238		18	19
DIV. I NON-CONF.		1-5-1	.21429	287	1-3-1		191	163	271		23	23
TOTALS		RPI 1-25	RPI 26-50		W-L RECORDS		RPI 51-100		RPI 101-150		RPI 150+	
3-7-1		0-0-0	0-0-0		OVERALL		0-3-0		0-2-0		3-2-1	
0-3-1		0-0-0	0-0-0		HOME		0-1-0		0-1-0		0-1-1	
2-4-0		0-0-0	0-0-0		AWAY		0-2-0		0-1-0		2-1-0	
1-0-0		0-0-0	0-0-0		NEUTRAL		0-0-0		0-0-0		1-0-0	
1-5-1		0-0-0	0-0-0		NON-CONFERENCE		0-2-0		0-2-0		1-1-1	
0-2-1		0-0-0	0-0-0		HOME		0-1-0		0-1-0		0-0-1	
0-3-0		0-0-0	0-0-		AWAY		0-1-0		0-1-0		0-1-0	
1-0-0		0-0-0	0-0-0		NEUTRAL		0-0-0		0-0-0		1-0-0	
2-2-0		0-0-0	0-0-0		CONFERENCE		0-1-0		0-0-0		2-1-0	
0-1-0		0-0-0	0-0-0		HOME		0-0-0		0-0-0		0-1-0	
2-1-0		0-0-0	0-0-0		AWAY		0-1-0		0-0-0		2-0-0	
0-0-0		0-0-0	0-0-0		NEUTRAL		0-0-0		0-0-0		0-0-0	
RPI S	Opponent	Score	RPI S	Opponent	Score	RPI S	Opponent	Score	RPI S	Opponent	Score	
						60 A	Tulsa	1 2	112 H	TCU	1 2	
						63 A	Stephen F. Austin	0 2	126 A	North Texas	0 1	
						87 H	UTEP	0 1	222 A	Lamar	1 0	
									232 H	Houston	0 0	
									244 H	Northwestern St.	1 2	
									245 A	Montana	0 1	
									248 N	Utah Valley	1 0	
									263 A	McNeese St.	3 0	
LAST 10 GAMES												
						263 A	McNeese St.	3 0	232 H	Houston	0 0	
						63 A	Stephen F. Austin	0 2	87 H	UTEP	0 1	
						222 A	Lamar	1 0	248 N	Utah Valley	1 0	
						244 H	Northwestern St.	1 2	245 A	Montana	0 1	
						126 A	North Texas	0 1	112 H	TCU	1 2	

Non-Div. I Games: Abilene Christian 0 1

Houston Baptist

Average RPI Win: 258		WON-LOST RECORD	WINNING PCT. RANK		LAST 10 GAMES	STRENGTH OF SCHEDULE	OPP. STRENGTH OF SCHEDULE	TEAM RPI	ADJ RPI	CONF. RPI	ADJ CONF. RPI						
Average RPI Loss: 168																	
DIV. I ONLY		5-7-0	.41667	204	2-3-0	255	204	242	.43767	243	14	14					
DIV. I NON-CONF.		3-5-0	.375	230	0-1-0	187	220	225	.4498	226	14	14					
<hr/>																	
TOTALS		RPI 1-25		RPI 26-50		W-L RECORDS		RPI 51-100		RPI 101-150		RPI 150+					
5-7-0		0-1-0		0-0-0		OVERALL		0-0-0		0-1-0		5-5-0					
2-3-0		0-1-0		0-0-0		HOME		0-0-0		0-0-0		2-2-0					
3-4-0		0-0-0		0-0-0		AWAY		0-0-0		0-1-0		3-3-0					
0-0-0		0-0-0		0-0-0		NEUTRAL		0-0-0		0-0-0		0-0-0					
3-5-0		0-1-0		0-0-0		NON-CONFERENCE		0-0-0		0-1-0		3-3-0					
1-2-0		0-1-0		0-0-0		HOME		0-0-0		0-0-0		1-1-0					
2-3-0		0-0-0		0-0-		AWAY		0-0-0		0-1-0		2-2-0					
0-0-0		0-0-0		0-0-0		NEUTRAL		0-0-0		0-0-0		0-0-0					
2-2-0		0-0-0		0-0-0		CONFERENCE		0-0-0		0-0-0		2-2-0					
1-1-0		0-0-0		0-0-0		HOME		0-0-0		0-0-0		1-1-0					
1-1-0		0-0-0		0-0-0		AWAY		0-0-0		0-0-0		1-1-0					
0-0-0		0-0-0		0-0-0		NEUTRAL		0-0-0		0-0-0		0-0-0					
RPI	S	Opponent		Score		RPI	S	Opponent		Score		RPI	S	Opponent		Score	
2	H	Penn St.		0	6							147	A	Pittsburgh		0	3
												151	H	Saint Francis (PA)		1	2
												163	H	Army		1	2
												193	A	UMBC		0	1
												214	A	Towson		1	0
												224	A	American		0	3
												229	A	Lehigh		3	2
												269	H	Loyola Maryland		2	1
												288	A	Mt. St. Mary's		2	0
												289	H	Rider		3	0
												294	A	Robert Morris		1	3
<hr/>																	
LAST 10 GAMES																	
2		H	Penn St.		0	6	163		H	Army		1	2				
224		A	American		0	3	193		A	UMBC		0	1				
269		H	Loyola Maryland		2	1	214		A	Towson		1	0				
229		A	Lehigh		3	2	151		H	Saint Francis (PA)		1	2				
147		A	Pittsburgh		0	3	294		A	Robert Morris		1	3				

Non-Div. I Games:

Bucknell

Average RPI Win:	291	WON-LOST	WINNING	LAST 10	STRENGTH OF	OPP. STRENGTH	TEAM	ADJ	CONF.	ADJ CONF.	
Average RPI Loss:	147	RECORD	PCT. RANK	GAMES	SCHEDULE	OF SCHEDULE	RPI	RPI	RPI	RPI	
DIV. I ONLY	4-7-1	.375	230	4-5-1	222	245	244	.43652	244	18	19
DIV. I NON-CONF.	2-5-0	.28571	262	2-3-0	244	243	281	.4064	279	23	23
<hr/>											
TOTALS	RPI 1-25	RPI 26-50		W-L RECORDS	RPI 51-100		RPI 101-150		RPI 150+		
4-7-1	0-0-0	0-1-0		OVERALL	0-2-0		0-0-0		4-4-1		
2-2-1	0-0-0	0-0-0		HOME	0-0-0		0-0-0		2-2-1		
2-5-0	0-0-0	0-1-0		AWAY	0-2-0		0-0-0		2-2-0		
0-0-0	0-0-0	0-0-0		NEUTRAL	0-0-0		0-0-0		0-0-0		
<hr/>											
2-5-0	0-0-0	0-1-0		NON-CONFERENCE	0-1-0		0-0-0		2-3-0		
1-1-0	0-0-0	0-0-0		HOME	0-0-0		0-0-0		1-1-0		
1-4-0	0-0-0	0-0-		AWAY	0-1-0		0-0-0		1-2-0		
0-0-0	0-0-0	0-0-0		NEUTRAL	0-0-0		0-0-0		0-0-0		
<hr/>											
2-2-1	0-0-0	0-0-0		CONFERENCE	0-1-0		0-0-0		2-1-1		
1-1-1	0-0-0	0-0-0		HOME	0-0-0		0-0-0		1-1-1		
1-1-0	0-0-0	0-0-0		AWAY	0-1-0		0-0-0		1-0-0		
0-0-0	0-0-0	0-0-0		NEUTRAL	0-0-0		0-0-0		0-0-0		
<hr/>											
RPI S	Opponent	Score	RPI S	Opponent	Score	RPI S	Opponent	Score	RPI S	Opponent	Score
			39 A	Ole Miss	0 5	52 A	Baylor	0 5	179 H	Texas St.	1 3
						63 A	Stephen F. Austin	0 2	213 H	Central Ark.	0 3
									221 A	La.-Lafayette	0 5
									222 H	Lamar	0 0
									242 A	Houston Baptist	2 1
									262 A	La.-Monroe	1 3
									284 H	Sam Houston St.	2 1
									318 H	Prairie View	3 0
									319 A	Jackson St.	1 0
<hr/>											
LAST 10 GAMES											
			284 H	Sam Houston St.	2 1	222 H	Lamar	0 0			
			213 H	Central Ark.	0 3	318 H	Prairie View	3 0			
			242 A	Houston Baptist	2 1	262 A	La.-Monroe	1 3			
			63 A	Stephen F. Austin	0 2	319 A	Jackson St.	1 0			
			39 A	Ole Miss	0 5	221 A	La.-Lafayette	0 5			

Non-Div. I Games:

Northwestern St.

Montana

Montana

Average RPI Win: 305		WON-LOST	WINNING	LAST 10	STRENGTH OF		OPP. STRENGTH	TEAM	ADJ		CONF.	ADJ CONF.
Average RPI Loss: 177		RECORD	PCT. RANK	GAMES	SCHEDULE		OF SCHEDULE	RPI	RPI		RPI	RPI
DIV. I ONLY		3-6-3	.375	230	2-6-2		206	313	248		17	17
DIV. I NON-CONF.		3-4-2	.44444	190	2-4-1		224	308	234		18	18
TOTALS		RPI 1-25	RPI 26-50		W-L RECORDS		RPI 51-100		RPI 101-150		RPI 150+	
3-6-3		0-0-0	0-0-0		OVERALL		0-1-0		0-1-0		3-4-3	
1-2-2		0-0-0	0-0-0		HOME		0-0-0		0-0-0		1-2-2	
2-4-0		0-0-0	0-0-0		AWAY		0-1-0		0-1-0		2-2-0	
0-0-1		0-0-0	0-0-0		NEUTRAL		0-0-0		0-0-0		0-0-1	
3-4-2		0-0-0	0-0-0		NON-CONFERENCE		0-1-0		0-1-0		3-2-2	
1-1-1		0-0-0	0-0-0		HOME		0-0-0		0-0-0		1-1-1	
2-3-0		0-0-0	0-0-		AWAY		0-1-0		0-1-0		2-1-0	
0-0-1		0-0-0	0-0-0		NEUTRAL		0-0-0		0-0-0		0-0-1	
0-2-1		0-0-0	0-0-0		CONFERENCE		0-0-0		0-0-0		0-2-1	
0-1-1		0-0-0	0-0-0		HOME		0-0-0		0-0-0		0-1-1	
0-1-0		0-0-0	0-0-0		AWAY		0-0-0		0-0-0		0-1-0	
0-0-0		0-0-0	0-0-0		NEUTRAL		0-0-0		0-0-0		0-0-0	
RPI S	Opponent	Score	RPI S	Opponent	Score	RPI S	Opponent	Score	RPI S	Opponent	Score	
						84 A	Furman	0 2	141 A	Presbyterian	0 1	
									160 H	Kennesaw St.	1 3	
									162 H	Wofford	0 0	
									200 H	Mercer	0 0	
									203 H	Coastal Caro.	0 4	
									218 A	East Tenn. St.	1 7	
									258 A	UNC Asheville	0 2	
									292 N	South Carolina St.	0 0	
									293 A	Charleston So.	2 1	
									299 A	Gardner-Webb	1 0	
									324 H	VMI	2 1	
LAST 10 GAMES												
						200 H	Mercer	0 0	299 A	Gardner-Webb	1 0	
						160 H	Kennesaw St.	1 3	292 N	South Carolina St.	0 0	
						218 A	East Tenn. St.	1 7	141 A	Presbyterian	0 1	
						293 A	Charleston So.	2 1	84 A	Furman	0 2	
						258 A	UNC Asheville	0 2	203 H	Coastal Caro.	0 4	

Non-Div. I Games:

USC Upstate

Average RPI Win: 255		WON-LOST	WINNING	LAST 10	STRENGTH OF		OPP. STRENGTH	TEAM	ADJ		CONF.	ADJ CONF.
Average RPI Loss: 178		RECORD	PCT. RANK	GAMES	SCHEDULE		OF SCHEDULE	RPI	RPI		RPI	RPI
DIV. I ONLY		3-7-1	.31818 261	2-1-0	154		314	247	.43263 247		21	20
DIV. I NON-CONF.		1-5-1	.21429 287	0-0-0	185		314	289	.39466 288		19	19
TOTALS		RPI 1-25	RPI 26-50	W-L RECORDS	RPI 51-100		RPI 101-150		RPI 150+			
3-7-1		0-0-0	0-0-0	OVERALL	0-1-0		0-2-0		3-4-1			
3-0-1		0-0-0	0-0-0	HOME	0-0-0		0-0-0		3-0-1			
0-6-0		0-0-0	0-0-0	AWAY	0-1-0		0-2-0		0-3-0			
0-1-0		0-0-0	0-0-0	NEUTRAL	0-0-0		0-0-0		0-1-0			
1-5-1		0-0-0	0-0-0	NON-CONFERENCE	0-1-0		0-1-0		1-3-1			
1-0-1		0-0-0	0-0-0	HOME	0-0-0		0-0-0		1-0-1			
0-4-0		0-0-0	0-0-	AWAY	0-1-0		0-1-0		0-2-0			
0-1-0		0-0-0	0-0-0	NEUTRAL	0-0-0		0-0-0		0-1-0			
2-2-0		0-0-0	0-0-0	CONFERENCE	0-0-0		0-1-0		2-1-0			
2-0-0		0-0-0	0-0-0	HOME	0-0-0		0-0-0		2-0-0			
0-2-0		0-0-0	0-0-0	AWAY	0-0-0		0-1-0		0-1-0			
0-0-0		0-0-0	0-0-0	NEUTRAL	0-0-0		0-0-0		0-0-0			
RPI S	Opponent	Score	RPI S	Opponent	Score	RPI S	Opponent	Score	RPI S	Opponent	Score	
						78 A	Purdue	1 4	120 A	Eastern Mich.	1 4	
									139 A	Loyola Chicago	0 1	
									196 A	Western Mich.	2 4	
									205 H	Buffalo	2 1	
									208 A	South Dakota St.	1 2	
									220 A	Green Bay	0 1	
									251 H	Akron	2 0	
									272 H	Western Ill.	1 1	
									285 N	South Dakota	1 3	
									308 H	Eastern Ill.	3 0	
LAST 10 GAMES												
						251 H	Akron	2 0	139 A	Loyola Chicago	0 1	
						205 H	Buffalo	2 1	272 H	Western Ill.	1 1	
						196 A	Western Mich.	2 4	220 A	Green Bay	0 1	
						120 A	Eastern Mich.	1 4	208 A	South Dakota St.	1 2	
						78 A	Purdue	1 4	285 N	South Dakota	1 3	

Non-Div. I Games: Lewis 2 1

Northern Ill.

Average RPI Win: 257		WON-LOST RECORD		WINNING PCT. RANK		LAST 10 GAMES		STRENGTH OF SCHEDULE		OPP. STRENGTH OF SCHEDULE		TEAM RPI		ADJ RPI		CONF. RPI		ADJ CONF. RPI	
DIV. I ONLY		5-7-0		.41667 204		5-5-0		265		216		249		.43187 248		30		30	
DIV. I NON-CONF.		2-5-0		.28571 262		2-3-0		172		136		239		.44156 238		29		29	
TOTALS		RPI 1-25		RPI 26-50		W-L RECORDS		RPI 51-100		RPI 101-150		RPI 150+							
5-7-0		0-0-0		0-0-0		OVERALL		0-4-0		0-0-0		5-3-0							
2-3-0		0-0-0		0-0-0		HOME		0-2-0		0-0-0		2-1-0							
3-3-0		0-0-0		0-0-0		AWAY		0-2-0		0-0-0		3-1-0							
0-1-0		0-0-0		0-0-0		NEUTRAL		0-0-0		0-0-0		0-1-0							
2-5-0		0-0-0		0-0-0		NON-CONFERENCE		0-3-0		0-0-0		2-2-0							
1-1-0		0-0-0		0-0-0		HOME		0-1-0		0-0-0		1-0-0							
1-3-0		0-0-0		0-0-		AWAY		0-2-0		0-0-0		1-1-0							
0-1-0		0-0-0		0-0-0		NEUTRAL		0-0-0		0-0-0		0-1-0							
3-2-0		0-0-0		0-0-0		CONFERENCE		0-1-0		0-0-0		3-1-0							
1-2-0		0-0-0		0-0-0		HOME		0-1-0		0-0-0		1-1-0							
2-0-0		0-0-0		0-0-0		AWAY		0-0-0		0-0-0		2-0-0							
0-0-0		0-0-0		0-0-0		NEUTRAL		0-0-0		0-0-0		0-0-0							
RPI S	Opponent	Score		RPI S	Opponent	Score		RPI S	Opponent	Score		RPI S	Opponent	Score					
								61 A	Utah St.	0	1	159 H	UC Davis	2	1				
								87 A	UTEP	2	3	192 A	Idaho St.	4	2				
								91 H	Seattle	0	2	242 N	Houston Baptist	0	1				
								93 H	Weber St.	1	2	245 A	Montana	1	3				
												296 H	Idaho	0	1				
												310 A	Bakersfield	2	0				
												310 H	Bakersfield	2	0				
												314 A	Grand Canyon	5	3				
LAST 10 GAMES																			
						91 H	Seattle	0	2	310 H	Bakersfield	2	0						
						296 H	Idaho	0	1	159 H	UC Davis	2	1						
						314 A	Grand Canyon	5	3	245 A	Montana	1	3						
						310 A	Bakersfield	2	0	242 N	Houston Baptist	0	1						
						93 H	Weber St.	1	2	192 A	Idaho St.	4	2						

Non-Div. I Games:

Utah Valley

Average RPI Win: 259		WON-LOST RECORD		WINNING PCT. RANK		LAST 10 GAMES		STRENGTH OF SCHEDULE		OPP. STRENGTH OF SCHEDULE		TEAM RPI		ADJ RPI		CONF. RPI		ADJ CONF. RPI	
DIV. I ONLY		2-7-2		.27273 282		2-6-2		171		205		250		.43186 249		13		13	
DIV. I NON-CONF.		1-5-1		.21429 287		1-4-1		193		215		276		.40948 275		13		13	
TOTALS		RPI 1-25		RPI 26-50		W-L RECORDS		RPI 51-100		RPI 101-150		RPI 150+							
2-7-2		0-0-0		0-1-0		OVERALL		0-1-1		0-2-0		2-3-1							
1-3-1		0-0-0		0-0-0		HOME		0-0-0		0-2-0		1-1-1							
1-4-1		0-0-0		0-1-0		AWAY		0-1-1		0-0-0		1-2-0							
0-0-0		0-0-0		0-0-0		NEUTRAL		0-0-0		0-0-0		0-0-0							
1-5-1		0-0-0		0-1-0		NON-CONFERENCE		0-1-0		0-1-0		1-2-1							
1-1-1		0-0-0		0-0-0		HOME		0-0-0		0-1-0		1-0-1							
0-4-0		0-0-0		0-0-		AWAY		0-1-0		0-0-0		0-2-0							
0-0-0		0-0-0		0-0-0		NEUTRAL		0-0-0		0-0-0		0-0-0							
1-2-1		0-0-0		0-0-0		CONFERENCE		0-0-1		0-1-0		1-1-0							
0-2-0		0-0-0		0-0-0		HOME		0-0-0		0-1-0		0-1-0							
1-0-1		0-0-0		0-0-0		AWAY		0-0-1		0-0-0		1-0-0							
0-0-0		0-0-0		0-0-0		NEUTRAL		0-0-0		0-0-0		0-0-0							
RPI	S	Opponent		Score	RPI	S	Opponent		Score	RPI	S	Opponent		Score	RPI	S	Opponent		Score
					49	A	Indiana	0	5	66	A	North Carolina St.	0	4	127	H	Jacksonville	1	2
										82	A	Samford	0	0	132	H	Appalachian St.	1	3
															152	H	Western Caro.	1	2
															200	A	Mercer	2	3
															231	H	Stetson	2	1
															240	A	Indiana St.	1	2
															286	A	Chattanooga	2	1
															293	H	Charleston So.	0	0
LAST 10 GAMES																			
					152	H	Western Caro.	1	2	200	A	Mercer	2	3					
					132	H	Appalachian St.	1	3	293	H	Charleston So.	0	0					
					286	A	Chattanooga	2	1	127	H	Jacksonville	1	2					
					82	A	Samford	0	0	231	H	Stetson	2	1					
					49	A	Indiana	0	5	66	A	North Carolina St.	0	4					

Non-Div. I Games:

Ga. Southern

Average RPI Win: 242		WON-LOST RECORD		WINNING PCT. RANK		LAST 10 GAMES		STRENGTH OF SCHEDULE		OPP. STRENGTH OF SCHEDULE		TEAM RPI		ADJ RPI		CONF. RPI		ADJ CONF. RPI	
DIV. I ONLY		4-8-1		.34615 244		3-7-0		225		176		246		.43158 250		19		18	
DIV. I NON-CONF.		3-6-1		.35 243		2-5-0		206		222		244		.43531 247		16		16	
TOTALS		RPI 1-25		RPI 26-50		W-L RECORDS		RPI 51-100		RPI 101-150		RPI 150+							
4-8-1		0-0-0		0-1-0		OVERALL		0-3-0		1-1-0		3-3-1							
0-5-0		0-0-0		0-0-0		HOME		0-1-0		0-1-0		0-3-0							
3-3-1		0-0-0		0-1-0		AWAY		0-2-0		0-0-0		3-0-1							
1-0-0		0-0-0		0-0-0		NEUTRAL		0-0-0		1-0-0		0-0-0							
3-6-1		0-0-0		0-1-0		NON-CONFERENCE		0-1-0		1-1-0		2-3-1							
0-5-0		0-0-0		0-0-0		HOME		0-1-0		0-1-0		0-3-0							
2-1-1		0-0-0		0-0-		AWAY		0-0-0		0-0-0		2-0-1							
1-0-0		0-0-0		0-0-0		NEUTRAL		0-0-0		1-0-0		0-0-0							
1-2-0		0-0-0		0-0-0		CONFERENCE		0-2-0		0-0-0		1-0-0							
0-0-0		0-0-0		0-0-0		HOME		0-0-0		0-0-0		0-0-0							
1-2-0		0-0-0		0-0-0		AWAY		0-2-0		0-0-0		1-0-0							
0-0-0		0-0-0		0-0-0		NEUTRAL		0-0-0		0-0-0		0-0-0							
RPI	S	Opponent		Score		RPI	S	Opponent		Score		RPI	S	Opponent		Score			
				31	A	Portland	2	4	61	A	Utah St.	0	1	112	N	TCU	4	3	
									73	A	Boise St.	1	2	131	H	Northern Colo.	0	1	
									93	H	Weber St.	2	3	192	H	Idaho St.	0	1	
														245	A	Montana	0	0	
														264	H	New Mexico St.	0	1	
														267	A	Drake	5	2	
														274	A	Neb. Omaha	2	1	
														285	H	South Dakota	1	2	
														313	A	Colorado St.	3	0	
LAST 10 GAMES																			
				61	A	Utah St.	0	1	192	H	Idaho St.	0	1						
				73	A	Boise St.	1	2	131	H	Northern Colo.	0	1						
				313	A	Colorado St.	3	0	264	H	New Mexico St.	0	1						
				31	A	Portland	2	4	93	H	Weber St.	2	3						
				267	A	Drake	5	2	274	A	Neb. Omaha	2	1						

Non-Div. I Games:

Wyoming

Average RPI Win: 256		WON-LOST RECORD	WINNING PCT. RANK	LAST 10 GAMES	STRENGTH OF SCHEDULE	OPP. STRENGTH OF SCHEDULE	TEAM RPI	ADJ RPI		CONF. RPI	ADJ CONF. RPI								
Average RPI Loss: 164																			
DIV. I ONLY		4-6-2	.41667 204	3-5-2	269	217	252	.43076	251	21	20								
DIV. I NON-CONF.		3-3-2	.5 147	2-2-2	270	225	229	.44929	228	19	19								
<hr/>																			
TOTALS		RPI 1-25		RPI 26-50		W-L RECORDS		RPI 51-100		RPI 101-150		RPI 150+							
4-6-2		0-0-0		0-1-0		OVERALL		0-1-0		0-0-1		4-4-1							
1-3-0		0-0-0		0-1-0		HOME		0-0-0		0-0-0		1-2-0							
2-3-2		0-0-0		0-0-0		AWAY		0-1-0		0-0-1		2-2-1							
1-0-0		0-0-0		0-0-0		NEUTRAL		0-0-0		0-0-0		1-0-0							
3-3-2		0-0-0		0-1-0		NON-CONFERENCE		0-1-0		0-0-1		3-1-1							
0-2-0		0-0-0		0-1-0		HOME		0-0-0		0-0-0		0-1-0							
2-1-2		0-0-0		0-0-		AWAY		0-1-0		0-0-1		2-0-1							
1-0-0		0-0-0		0-0-0		NEUTRAL		0-0-0		0-0-0		1-0-0							
1-3-0		0-0-0		0-0-0		CONFERENCE		0-0-0		0-0-0		1-3-0							
1-1-0		0-0-0		0-0-0		HOME		0-0-0		0-0-0		1-1-0							
0-2-0		0-0-0		0-0-0		AWAY		0-0-0		0-0-0		0-2-0							
0-0-0		0-0-0		0-0-0		NEUTRAL		0-0-0		0-0-0		0-0-0							
RPI	S	Opponent		Score		RPI	S	Opponent		Score		RPI	S	Opponent		Score			
						48	H		Boston U.	2	3	78	A		Purdue	0	5		
															107	A	Marshall	1	1
															161	H	Ball St.	0	2
															164	H	Miami (OH)	2	1
															217	A	Toledo	0	1
															230	H	Cleveland St.	1	2
															239	A	Morehead St.	2	1
															247	A	Northern Ill.	0	2
															304	N	North Dakota	4	1
															312	A	Youngstown St.	1	1
															316	A	Canisius	2	1
<hr/>																			
LAST 10 GAMES																			
						217	A		Toledo	0	1	230	H		Cleveland St.	1	2		
						247	A		Northern Ill.	0	2	316	A		Canisius	2	1		
						161	H		Ball St.	0	2	48	H		Boston U.	2	3		
						164	H		Miami (OH)	2	1	312	A		Youngstown St.	1	1		
						239	A		Morehead St.	2	1	107	A		Marshall	1	1		

Non-Div. I Games:

Akron

B
r
y
a
n
t

Bryant

Average RPI Win:	210	WON-LOST RECORD	WINNING PCT. RANK	LAST 10 GAMES	STRENGTH OF SCHEDULE	OPP. STRENGTH OF SCHEDULE	TEAM RPI	ADJ RPI	CONF. RPI	ADJ CONF. RPI				
Average RPI Loss:	179													
DIV. I ONLY	3-5-4	.41667	204	2-4-4	275	200	253	.42803	253	26	26			
DIV. I NON-CONF.	2-5-2	.33333	244	1-4-2	272	187	274	.40792	276	25	25			
<hr/>														
TOTALS	RPI 1-25	RPI 26-50		W-L RECORDS	RPI 51-100		RPI 101-150		RPI 150+					
3-5-4	0-0-0	0-0-0		OVERALL	0-1-0		1-1-0		2-3-4					
0-2-3	0-0-0	0-0-0		HOME	0-0-0		0-1-0		0-1-3					
2-2-1	0-0-0	0-0-0		AWAY	0-0-0		1-0-0		1-2-1					
1-1-0	0-0-0	0-0-0		NEUTRAL	0-1-0		0-0-0		1-0-0					
<hr/>														
2-5-2	0-0-0	0-0-0		NON-CONFERENCE	0-1-0		1-1-0		1-3-2					
0-2-1	0-0-0	0-0-0		HOME	0-0-0		0-1-0		0-1-1					
1-2-1	0-0-0	0-0-		AWAY	0-0-0		1-0-0		0-2-1					
1-1-0	0-0-0	0-0-0		NEUTRAL	0-1-0		0-0-0		1-0-0					
<hr/>														
1-0-2	0-0-0	0-0-0		CONFERENCE	0-0-0		0-0-0		1-0-2					
0-0-2	0-0-0	0-0-0		HOME	0-0-0		0-0-0		0-0-2					
1-0-0	0-0-0	0-0-0		AWAY	0-0-0		0-0-0		1-0-0					
0-0-0	0-0-0	0-0-0		NEUTRAL	0-0-0		0-0-0		0-0-0					
<hr/>														
RPI S	Opponent	Score	RPI S	Opponent	Score	RPI S	Opponent	Score	RPI S	Opponent	Score			
						83 N	Colgate	0 2	135 H	Providence	1 4			
						138 A	Harvard	2 1						
						156 H	Massachusetts	0 1						
						166 H	Northeastern	1 1						
						168 H	Binghamton	0 0						
						211 A	Hartford	1 0						
						252 A	Bryant	0 2						
						271 A	Rhode Island	0 2						
						273 A	Holy Cross	0 0						
						280 N	Sacred Heart	1 0						
306 H	Albany (NY)	1 1												
<hr/>														
			LAST 10 GAMES											
			211 A Hartford			1 0			252 A Bryant			0 2		
			306 H Albany (NY)			1 1			138 A Harvard			2 1		
			168 H Binghamton			0 0			156 H Massachusetts			0 1		
			273 A Holy Cross			0 0			166 H Northeastern			1 1		
			135 H Providence			1 4			271 A Rhode Island			0 2		

Non-Div. I Games:

New Hampshire

Average RPI Win: 273		WON-LOST RECORD		WINNING PCT. RANK		LAST 10 GAMES		STRENGTH OF SCHEDULE		OPP. STRENGTH OF SCHEDULE		TEAM RPI		ADJ RPI		CONF. RPI		ADJ CONF. RPI	
DIV. I ONLY		4-6-2		.41667 204		3-5-2		282		173		256		.42779 254		26		26	
DIV. I NON-CONF.		3-5-1		.38889 222		2-4-1		281		169		265		.42063 263		25		25	
TOTALS		RPI 1-25		RPI 26-50		W-L RECORDS		RPI 51-100		RPI 101-150		RPI 150+							
4-6-2		0-0-0		0-0-0		OVERALL		0-2-0		0-1-1		4-3-1							
3-3-2		0-0-0		0-0-0		HOME		0-2-0		0-0-1		3-1-1							
1-2-0		0-0-0		0-0-0		AWAY		0-0-0		0-1-0		1-1-0							
0-1-0		0-0-0		0-0-0		NEUTRAL		0-0-0		0-0-0		0-1-0							
3-5-1		0-0-0		0-0-0		NON-CONFERENCE		0-1-0		0-1-0		3-3-1							
3-2-1		0-0-0		0-0-0		HOME		0-1-0		0-0-0		3-1-1							
0-2-0		0-0-0		0-0-		AWAY		0-0-0		0-1-0		0-1-0							
0-1-0		0-0-0		0-0-0		NEUTRAL		0-0-0		0-0-0		0-1-0							
1-1-1		0-0-0		0-0-0		CONFERENCE		0-1-0		0-0-1		1-0-0							
0-1-1		0-0-0		0-0-0		HOME		0-1-0		0-0-1		0-0-0							
1-0-0		0-0-0		0-0-0		AWAY		0-0-0		0-0-0		1-0-0							
0-0-0		0-0-0		0-0-0		NEUTRAL		0-0-0		0-0-0		0-0-0							
RPI	S	Opponent	Score	RPI	S	Opponent	Score	RPI	S	Opponent	Score	RPI	S	Opponent	Score				
								83	H	Colgate	0 1	135	A	Providence	0 3				
								98	H	Stony Brook	1 2	142	H	Maine	1 1				
												187	H	Fairleigh Dickinson	1 1				
												195	N	Southern Utah	1 3				
												198	H	Fordham	0 3				
												233	A	Siena	2 3				
												241	H	Quinnipiac	1 0				
												252	H	Bryant	2 1				
												280	H	Sacred Heart	2 1				
												320	A	UMass Lowell	3 1				
LAST 10 GAMES																			
								142	H	Maine	1 1	187	H	Fairleigh Dickinson	1 1				
								320	A	UMass Lowell	3 1	233	A	Siena	2 3				
								98	H	Stony Brook	1 2	198	H	Fordham	0 3				
								252	H	Bryant	2 1	241	H	Quinnipiac	1 0				
								195	N	Southern Utah	1 3	135	A	Providence	0 3				

Non-Div. I Games:

Vermont

Average RPI Win:	310	WON-LOST RECORD	WINNING PCT. RANK	LAST 10 GAMES	STRENGTH OF SCHEDULE	OPP. STRENGTH OF SCHEDULE	TEAM RPI	ADJ RPI	CONF. RPI	ADJ CONF. RPI	
DIV. I ONLY		3-7-1	.31818 261	3-6-1	200	286	257	.42704 255	15	15	
DIV. I NON-CONF.		3-5-1	.38889 222	3-4-1	159	304	226	.45139 224	15	15	
<hr/>											
TOTALS	RPI 1-25	RPI 26-50		W-L RECORDS	RPI 51-100		RPI 101-150		RPI 150+		
3-7-1	0-0-0	0-1-0		OVERALL	0-0-0		0-2-0		3-4-1		
2-3-0	0-0-0	0-0-0		HOME	0-0-0		0-2-0		2-1-0		
1-4-0	0-0-0	0-1-0		AWAY	0-0-0		0-0-0		1-3-0		
0-0-1	0-0-0	0-0-0		NEUTRAL	0-0-0		0-0-0		0-0-1		
3-5-1	0-0-0	0-1-0		NON-CONFERENCE	0-0-0		0-2-0		3-2-1		
2-3-0	0-0-0	0-0-0		HOME	0-0-0		0-2-0		2-1-0		
1-2-0	0-0-0	0-0-		AWAY	0-0-0		0-0-0		1-1-0		
0-0-1	0-0-0	0-0-0		NEUTRAL	0-0-0		0-0-0		0-0-1		
0-2-0	0-0-0	0-0-0		CONFERENCE	0-0-0		0-0-0		0-2-0		
0-0-0	0-0-0	0-0-0		HOME	0-0-0		0-0-0		0-0-0		
0-2-0	0-0-0	0-0-0		AWAY	0-0-0		0-0-0		0-2-0		
0-0-0	0-0-0	0-0-0		NEUTRAL	0-0-0		0-0-0		0-0-0		
RPI S	Opponent	Score	RPI S	Opponent	Score	RPI S	Opponent	Score	RPI S	Opponent	Score
			47 A	Navy	2 3				106 H	Austin Peay	2 3
									115 H	Hofstra	0 1
									177 A	Duquesne	1 3
									188 A	Saint Louis	2 3
									205 H	Buffalo	1 2
									210 A	Kent St.	2 3
									214 N	Towson	2 2
									294 H	Robert Morris	2 0
									316 A	Canisius	2 0
									320 H	UMass Lowell	3 1
<hr/>											
LAST 10 GAMES											
			177 A	Duquesne	1 3		115 H	Hofstra	0 1		
			294 H	Robert Morris	2 0		106 H	Austin Peay	2 3		
			188 A	Saint Louis	2 3		47 A	Navy	2 3		
			320 H	UMass Lowell	3 1		214 N	Towson	2 2		
			316 A	Canisius	2 0		205 H	Buffalo	1 2		

Non-Div. I Games:

St. Bonaventure

Average RPI Win:	248	WON-LOST RECORD	WINNING PCT. RANK	LAST 10 GAMES	STRENGTH OF SCHEDULE	OPP. STRENGTH OF SCHEDULE	TEAM RPI	ADJ RPI	CONF. RPI	ADJ CONF. RPI		
DIV. I ONLY	3-7-1	.31818	261	3-7-0	235	172	258	.42673	256	20	21	
DIV. I NON-CONF.	2-5-1	.3125	258	2-5-0	226	154	254	.43142	252	22	21	
<hr/>												
TOTALS	RPI 1-25	RPI 26-50		W-L RECORDS	RPI 51-100		RPI 101-150		RPI 150+			
3-7-1	0-0-0	0-0-0		OVERALL	0-2-0		0-2-0		3-3-1			
1-3-0	0-0-0	0-0-0		HOME	0-0-0		0-1-0		1-2-0			
2-4-1	0-0-0	0-0-0		AWAY	0-2-0		0-1-0		2-1-1			
0-0-0	0-0-0	0-0-0		NEUTRAL	0-0-0		0-0-0		0-0-0			
2-5-1	0-0-0	0-0-0		NON-CONFERENCE	0-2-0		0-2-0		2-1-1			
0-2-0	0-0-0	0-0-0		HOME	0-0-0		0-1-0		0-1-0			
2-3-1	0-0-0	0-0-		AWAY	0-2-0		0-1-0		2-0-1			
0-0-0	0-0-0	0-0-0		NEUTRAL	0-0-0		0-0-0		0-0-0			
1-2-0	0-0-0	0-0-0		CONFERENCE	0-0-0		0-0-0		1-2-0			
1-1-0	0-0-0	0-0-0		HOME	0-0-0		0-0-0		1-1-0			
0-1-0	0-0-0	0-0-0		AWAY	0-0-0		0-0-0		0-1-0			
0-0-0	0-0-0	0-0-0		NEUTRAL	0-0-0		0-0-0		0-0-0			
RPI	S	Opponent	Score	RPI	S	Opponent	Score	RPI	S	Opponent	Score	
				69 A Alabama				1	2	125 A Vanderbilt	0	4
				82 A Samford				2	4	127 H Jacksonville	0	1
										160 H Kennesaw St.	0	1
										173 A UT Martin	1	0
										179 A Texas St.	0	1
										200 A Mercer	2	2
										221 H La.-Lafayette	0	3
										262 H La.-Monroe	2	0
										309 A Jacksonville St.	2	0
LAST 10 GAMES												
179 A Texas St.				0	1	82 A Samford	2	4				
262 H La.-Monroe				2	0	125 A Vanderbilt	0	4				
221 H La.-Lafayette				0	3	173 A UT Martin	1	0				
309 A Jacksonville St.				2	0	127 H Jacksonville	0	1				
69 A Alabama				1	2	160 H Kennesaw St.	0	1				

Non-Div. I Games:

Georgia St.

Average RPI Win:	276	WON-LOST RECORD	WINNING PCT. RANK	LAST 10 GAMES	STRENGTH OF SCHEDULE	OPP. STRENGTH OF SCHEDULE	TEAM RPI	ADJ RPI	CONF. RPI	ADJ CONF. RPI	
DIV. I ONLY	6-7-0	.46154	167	5-5-0	284	277	255	.42611	257	20	21
DIV. I NON-CONF.	4-6-0	.4	215	3-4-0	288	299	282	.40518	281	22	21
<hr/>											
TOTALS	RPI 1-25	RPI 26-50		W-L RECORDS	RPI 51-100		RPI 101-150		RPI 150+		
6-7-0	0-0-0	0-0-0		OVERALL	0-2-0		0-0-0		6-5-0		
4-2-0	0-0-0	0-0-0		HOME	0-0-0		0-0-0		4-2-0		
2-5-0	0-0-0	0-0-0		AWAY	0-2-0		0-0-0		2-3-0		
0-0-0	0-0-0	0-0-0		NEUTRAL	0-0-0		0-0-0		0-0-0		
4-6-0	0-0-0	0-0-0		NON-CONFERENCE	0-2-0		0-0-0		4-4-0		
3-1-0	0-0-0	0-0-0		HOME	0-0-0		0-0-0		3-1-0		
1-5-0	0-0-0	0-0-		AWAY	0-2-0		0-0-0		1-3-0		
0-0-0	0-0-0	0-0-0		NEUTRAL	0-0-0		0-0-0		0-0-0		
2-1-0	0-0-0	0-0-0		CONFERENCE	0-0-0		0-0-0		2-1-0		
1-1-0	0-0-0	0-0-0		HOME	0-0-0		0-0-0		1-1-0		
1-0-0	0-0-0	0-0-0		AWAY	0-0-0		0-0-0		1-0-0		
0-0-0	0-0-0	0-0-0		NEUTRAL	0-0-0		0-0-0		0-0-0		
RPI S	Opponent	Score	RPI S	Opponent	Score	RPI S	Opponent	Score	RPI S	Opponent	Score
						90 A	UAB	2 6	160 A	Kennesaw St.	0 2
						96 A	Auburn	0 3	179 H	Texas St.	1 2
									194 H	Arkansas St.	1 0
									225 H	Louisiana Tech	0 2
									231 A	Stetson	1 2
									265 A	UALR	1 0
									277 H	Murray St.	4 2
									299 H	Gardner-Webb	3 1
									300 A	Alabama St.	3 0
									309 A	Jacksonville St.	0 1
			319 H	Jackson St.	5 0						
			LAST 10 GAMES								
			265 A	UALR	1 0	299 H	Gardner-Webb	3 1			
			194 H	Arkansas St.	1 0	277 H	Murray St.	4 2			
			179 H	Texas St.	1 2	309 A	Jacksonville St.	0 1			
			160 A	Kennesaw St.	0 2	96 A	Auburn	0 3			
			319 H	Jackson St.	5 0	90 A	UAB	2 6			

Non-Div. I Games:

Troy

Average RPI Win:	278	WON-LOST RECORD	WINNING PCT. RANK	LAST 10 GAMES	STRENGTH OF SCHEDULE	OPP. STRENGTH OF SCHEDULE	TEAM RPI	ADJ RPI	CONF. RPI	ADJ CONF. RPI		
Average RPI Loss:	218											
DIV. I ONLY	4-6-1	.40909	216	2-6-1	251	293	254	.42491	258	25	25	
DIV. I NON-CONF.	3-4-0	.42857	204	1-4-0	259	301	256	.4231	259	26	26	
<hr/>												
TOTALS	RPI 1-25	RPI 26-50		W-L RECORDS		RPI 51-100		RPI 101-150		RPI 150+		
4-6-1	0-0-0	0-0-0		OVERALL		0-0-0		0-2-1		4-4-0		
3-2-1	0-0-0	0-0-0		HOME		0-0-0		0-1-1		3-1-0		
1-4-0	0-0-0	0-0-0		AWAY		0-0-0		0-1-0		1-3-0		
0-0-0	0-0-0	0-0-0		NEUTRAL		0-0-0		0-0-0		0-0-0		
<hr/>												
3-4-0	0-0-0	0-0-0		NON-CONFERENCE		0-0-0		0-1-0		3-3-0		
2-0-0	0-0-0	0-0-0		HOME		0-0-0		0-0-0		2-0-0		
1-4-0	0-0-0	0-0-		AWAY		0-0-0		0-1-0		1-3-0		
0-0-0	0-0-0	0-0-0		NEUTRAL		0-0-0		0-0-0		0-0-0		
<hr/>												
1-2-1	0-0-0	0-0-0		CONFERENCE		0-0-0		0-1-1		1-1-0		
1-2-1	0-0-0	0-0-0		HOME		0-0-0		0-1-1		1-1-0		
0-0-0	0-0-0	0-0-0		AWAY		0-0-0		0-0-0		0-0-0		
0-0-0	0-0-0	0-0-0		NEUTRAL		0-0-0		0-0-0		0-0-0		
<hr/>												
RPI	S	Opponent	Score	RPI	S	Opponent	Score	RPI	S	Opponent	Score	
								108	H	Liberty	0	0
								132	A	Appalachian St.	0	2
								141	H	Presbyterian	0	1
								162	A	Wofford	0	1
								246	H	USC Upstate	2	0
								261	H	Eastern Ky.	2	1
								286	A	Chattanooga	1	2
								292	A	South Carolina St.	0	1
								293	H	Charleston So.	0	3
								300	A	Alabama St.	3	2
								305	H	Campbell	1	0
								<hr/>				
LAST 10 GAMES												
293 H Charleston So.				0	3	292 A South Carolina St.				0	1	
108 H Liberty				0	0	300 A Alabama St.				3	2	
141 H Presbyterian				0	1	286 A Chattanooga				1	2	
305 H Campbell				1	0	132 A Appalachian St.				0	2	
246 H USC Upstate				2	0	162 A Wofford				0	1	

Non-Div. I Games: Mars Hill 1 0

UNC Asheville

Average RPI Win: 182		WON-LOST	WINNING	LAST 10	STRENGTH OF		OPP. STRENGTH	TEAM	ADJ		CONF.	ADJ CONF.					
Average RPI Loss: 130		RECORD	PCT. RANK	GAMES	SCHEDULE		OF SCHEDULE	RPI	RPI		RPI	RPI					
DIV. I ONLY		2-10-0	.16667	309	1-9-0		139	132	263	.4242	259	9	9				
DIV. I NON-CONF.		2-7-0	.22222	283	1-6-0		130	97	237	.4453	231	9	9				
TOTALS		RPI 1-25	RPI 26-50		W-L RECORDS		RPI 51-100		RPI 101-150		RPI 150+						
2-10-0	0-0-0	0-1-0		OVERALL		1-3-0		0-2-0		1-4-0							
2-4-0	0-0-0	0-0-0		HOME		1-0-0		0-0-0		1-4-0							
0-6-0	0-0-0	0-1-0		AWAY		0-3-0		0-2-0		0-0-0							
0-0-0	0-0-0	0-0-0		NEUTRAL		0-0-0		0-0-0		0-0-0							
2-7-0	0-0-0	0-1-0		NON-CONFERENCE		1-3-0		0-1-0		1-2-0							
2-2-0	0-0-0	0-0-0		HOME		1-0-0		0-0-0		1-2-0							
0-5-0	0-0-0	0-0-		AWAY		0-3-0		0-1-0		0-0-0							
0-0-0	0-0-0	0-0-0		NEUTRAL		0-0-0		0-0-0		0-0-0							
0-3-0	0-0-0	0-0-0		CONFERENCE		0-0-0		0-1-0		0-2-0							
0-2-0	0-0-0	0-0-0		HOME		0-0-0		0-0-0		0-2-0							
0-1-0	0-0-0	0-0-0		AWAY		0-0-0		0-1-0		0-0-0							
0-0-0	0-0-0	0-0-0		NEUTRAL		0-0-0		0-0-0		0-0-0							
RPI	S	Opponent	Score		RPI	S	Opponent	Score		RPI	S	Opponent	Score				
			38	A	Georgia	1	5	59	A	DePaul	1	3	115	A	Hofstra	2	3
								62	A	Illinois	2	6	121	A	Charlotte	0	6
								70	H	VCU	2	1	166	H	Northeastern	0	3
								96	A	Auburn	0	3	210	H	Kent St.	0	1
													214	H	Towson	1	2
													219	H	North Florida	0	1
													293	H	Charleston So.	2	1
LAST 10 GAMES																	
			214	H	Towson	1	2	38	A	Georgia	1	5					
			115	A	Hofstra	2	3	96	A	Auburn	0	3					
			166	H	Northeastern	0	3	210	H	Kent St.	0	1					
			121	A	Charlotte	0	6	70	H	VCU	2	1					
			62	A	Illinois	2	6	59	A	DePaul	1	3					

Non-Div. I Games:

Col. of Charleston

Average RPI Win:	296	WON-LOST RECORD	WINNING PCT. RANK	LAST 10 GAMES	STRENGTH OF SCHEDULE	OPP. STRENGTH OF SCHEDULE	TEAM RPI	ADJ RPI	CONF. RPI	ADJ CONF. RPI	
Average RPI Loss:	163										
DIV. I ONLY	4-5-3	.45833	176	4-3-3	295	275	262	.42338	260	29	29
DIV. I NON-CONF.	1-5-2	.25	275	1-3-2	242	229	285	.40061	285	30	30
<hr/>											
TOTALS	RPI 1-25	RPI 26-50		W-L RECORDS	RPI 51-100		RPI 101-150		RPI 150+		
4-5-3	0-0-0	0-1-0		OVERALL	0-0-0		0-0-0		4-4-3		
4-1-1	0-0-0	0-0-0		HOME	0-0-0		0-0-0		4-1-1		
0-4-2	0-0-0	0-1-0		AWAY	0-0-0		0-0-0		0-3-2		
0-0-0	0-0-0	0-0-0		NEUTRAL	0-0-0		0-0-0		0-0-0		
<hr/>											
1-5-2	0-0-0	0-1-0		NON-CONFERENCE	0-0-0		0-0-0		1-4-2		
1-1-1	0-0-0	0-0-0		HOME	0-0-0		0-0-0		1-1-1		
0-4-1	0-0-0	0-0-		AWAY	0-0-0		0-0-0		0-3-1		
0-0-0	0-0-0	0-0-0		NEUTRAL	0-0-0		0-0-0		0-0-0		
<hr/>											
3-0-1	0-0-0	0-0-0		CONFERENCE	0-0-0		0-0-0		3-0-1		
3-0-0	0-0-0	0-0-0		HOME	0-0-0		0-0-0		3-0-0		
0-0-1	0-0-0	0-0-0		AWAY	0-0-0		0-0-0		0-0-1		
0-0-0	0-0-0	0-0-0		NEUTRAL	0-0-0		0-0-0		0-0-0		
<hr/>											
RPI S	Opponent	Score	RPI S	Opponent	Score	RPI S	Opponent	Score	RPI S	Opponent	Score
			47 A	Navy	0 3				168 H	Binghamton	0 1
									187 A	Fairleigh Dickinson	0 1
									198 A	Fordham	0 1
									211 H	Hartford	1 1
									214 A	Towson	0 3
									241 H	Quinnipiac	1 0
									281 A	Manhattan	1 1
									288 A	Mt. St. Mary's	1 1
									306 H	Albany (NY)	2 1
									316 H	Canisius	1 0
									321 H	Saint Peter's	1 0
<hr/>											
			LAST 10 GAMES								
			241 H	Quinnipiac	1 0	47 A	Navy	0 3			
			321 H	Saint Peter's	1 0	288 A	Mt. St. Mary's	1 1			
			281 A	Manhattan	1 1	198 A	Fordham	0 1			
			316 H	Canisius	1 0	306 H	Albany (NY)	2 1			
			211 H	Hartford	1 1	168 H	Binghamton	0 1			

Non-Div. I Games:

Iona

Average RPI Win: 316		WON-LOST	WINNING	LAST 10	STRENGTH OF		OPP. STRENGTH	TEAM	ADJ		CONF.	ADJ CONF.
Average RPI Loss: 161		RECORD	PCT. RANK	GAMES	SCHEDULE		OF SCHEDULE	RPI	RPI		RPI	RPI
DIV. I ONLY		2-9-1	.20833	299	2-7-1		110	297	259		.4231	261
DIV. I NON-CONF.		1-7-1	.16667	295	1-5-1		68	237	240		.43933	243
TOTALS		RPI 1-25	RPI 26-50		W-L RECORDS		RPI 51-100		RPI 101-150		RPI 150+	
2-9-1		0-0-0	0-3-0		OVERALL		0-0-1		0-0-0		2-6-0	
0-3-1		0-0-0	0-0-0		HOME		0-0-1		0-0-0		0-3-0	
2-6-0		0-0-0	0-3-0		AWAY		0-0-0		0-0-0		2-3-0	
0-0-0		0-0-0	0-0-0		NEUTRAL		0-0-0		0-0-0		0-0-0	
1-7-1		0-0-0	0-3-0		NON-CONFERENCE		0-0-1		0-0-0		1-4-0	
0-3-1		0-0-0	0-0-0		HOME		0-0-1		0-0-0		0-3-0	
1-4-0		0-0-0	0-0-		AWAY		0-0-0		0-0-0		1-1-0	
0-0-0		0-0-0	0-0-0		NEUTRAL		0-0-0		0-0-0		0-0-0	
1-2-0		0-0-0	0-0-0		CONFERENCE		0-0-0		0-0-0		1-2-0	
0-0-0		0-0-0	0-0-0		HOME		0-0-0		0-0-0		0-0-0	
1-2-0		0-0-0	0-0-0		AWAY		0-0-0		0-0-0		1-2-0	
0-0-0		0-0-0	0-0-0		NEUTRAL		0-0-0		0-0-0		0-0-0	
RPI S	Opponent	Score	RPI S	Opponent	Score	RPI S	Opponent	Score	RPI S	Opponent	Score	
			33 A	Kentucky	0 7	97 H	Xavier	0 0	152 H	Western Caro.	0 2	
			36 A	West Virginia	0 4				172 H	Evansville	0 3	
			49 A	Indiana	0 5				209 H	Ohio	1 5	
									236 A	SIU Edwardsville	1 2	
									258 A	UNC Asheville	1 2	
									308 A	Eastern Ill.	0 1	
									309 A	Jacksonville St.	1 0	
									322 A	Alabama A&M	3 2	
LAST 10 GAMES												
			308 A	Eastern Ill.	0 1	172 H	Evansville	0 3				
			236 A	SIU Edwardsville	1 2	36 A	West Virginia	0 4				
			322 A	Alabama A&M	3 2	49 A	Indiana	0 5				
			309 A	Jacksonville St.	1 0	97 H	Xavier	0 0				
			33 A	Kentucky	0 7	209 H	Ohio	1 5				

Non-Div. I Games:

Eastern Ky.

Average RPI Win:		302	WON-LOST RECORD		WINNING PCT. RANK		LAST 10 GAMES		STRENGTH OF SCHEDULE		OPP. STRENGTH OF SCHEDULE		TEAM RPI		ADJ RPI		CONF. RPI		ADJ CONF. RPI	
DIV. I ONLY			5-8-1	.39286	226	4-5-1			247		306		260		.42294	262	20		21	
DIV. I NON-CONF.			5-5-1	.5	147	4-2-1			240		317		227		.4493	227	22		21	
TOTALS		RPI 1-25		RPI 26-50		W-L RECORDS		RPI 51-100		RPI 101-150		RPI 150+								
5-8-1		0-0-0		0-0-0		OVERALL		0-2-0		0-1-0		5-5-1								
4-2-1		0-0-0		0-0-0		HOME		0-0-0		0-0-0		4-2-1								
1-6-0		0-0-0		0-0-0		AWAY		0-2-0		0-1-0		1-3-0								
0-0-0		0-0-0		0-0-0		NEUTRAL		0-0-0		0-0-0		0-0-0								
5-5-1		0-0-0		0-0-0		NON-CONFERENCE		0-2-0		0-0-0		5-3-1								
4-1-1		0-0-0		0-0-0		HOME		0-0-0		0-0-0		4-1-1								
1-4-0		0-0-0		0-0-		AWAY		0-2-0		0-0-0		1-2-0								
0-0-0		0-0-0		0-0-0		NEUTRAL		0-0-0		0-0-0		0-0-0								
0-3-0		0-0-0		0-0-0		CONFERENCE		0-0-0		0-1-0		0-2-0								
0-1-0		0-0-0		0-0-0		HOME		0-0-0		0-0-0		0-1-0								
0-2-0		0-0-0		0-0-0		AWAY		0-0-0		0-1-0		0-1-0								
0-0-0		0-0-0		0-0-0		NEUTRAL		0-0-0		0-0-0		0-0-0								
RPI	S	Opponent		Score	RPI	S	Opponent		Score	RPI	S	Opponent		Score						
							55	A	LSU	0	6	101	A	Western Ky.	0	2				
							99	A	SMU	1	6	153	H	Nicholls St.	2	3				
												202	H	Southeastern La.	0	0				
												213	A	Central Ark.	2	6				
												221	H	La.-Lafayette	0	2				
												244	H	Northwestern St.	3	1				
												256	A	Georgia St.	0	2				
												263	A	McNeese St.	0	1				
												307	H	Southern U.	2	0				
												311	A	Mississippi Val.	2	1				
												323	H	Ark.-Pine Bluff	4	0				
												325	H	Grambling	9	0				
LAST 10 GAMES																				
							221	H	La.-Lafayette	0	2	213	A	Central Ark.	2	6				
							256	A	Georgia St.	0	2	307	H	Southern U.	2	0				
							101	A	Western Ky.	0	2	202	H	Southeastern La.	0	0				
							311	A	Mississippi Val.	2	1	244	H	Northwestern St.	3	1				
							263	A	McNeese St.	0	1	323	H	Ark.-Pine Bluff	4	0				

Non-Div. I Games:

La.-Monroe

Average RPI Win: 262		WON-LOST	WINNING	LAST 10	STRENGTH OF		OPP. STRENGTH	TEAM	ADJ	CONF.	ADJ CONF.
Average RPI Loss: 228		RECORD	PCT. RANK	GAMES	SCHEDULE		OF SCHEDULE	RPI	RPI	RPI	RPI
DIV. I ONLY		5-7-1	.42308	193	3-6-1		261	307	261	.42243	263
DIV. I NON-CONF.		5-2-1	.6875	68	3-1-1		280	295	177	.47961	178
TOTALS		RPI 1-25	RPI 26-50		W-L RECORDS		RPI 51-100		RPI 101-150		RPI 150+
5-7-1	0-0-0	0-0-0		OVERALL		0-0-1		0-1-0		5-6-0	
5-4-0	0-0-0	0-0-0		HOME		0-0-0		0-0-0		5-4-0	
0-3-1	0-0-0	0-0-0		AWAY		0-0-1		0-1-0		0-2-0	
0-0-0	0-0-0	0-0-0		NEUTRAL		0-0-0		0-0-0		0-0-0	
5-2-1	0-0-0	0-0-0		NON-CONFERENCE		0-0-1		0-1-0		5-1-0	
5-1-0	0-0-0	0-0-0		HOME		0-0-0		0-0-0		5-1-0	
0-1-1	0-0-0	0-0-		AWAY		0-0-1		0-1-0		0-0-0	
0-0-0	0-0-0	0-0-0		NEUTRAL		0-0-0		0-0-0		0-0-0	
0-5-0	0-0-0	0-0-0		CONFERENCE		0-0-0		0-0-0		0-5-0	
0-3-0	0-0-0	0-0-0		HOME		0-0-0		0-0-0		0-3-0	
0-2-0	0-0-0	0-0-0		AWAY		0-0-0		0-0-0		0-2-0	
0-0-0	0-0-0	0-0-0		NEUTRAL		0-0-0		0-0-0		0-0-0	
RPI S	Opponent	Score	RPI S	Opponent	Score	RPI S	Opponent	Score	RPI S	Opponent	Score
						52 A	Baylor	0 0	126 A	North Texas	0 2
									153 A	Nicholls St.	0 3
									179 H	Texas St.	2 1
									202 H	Southeastern La.	0 1
									225 H	Louisiana Tech	4 2
									242 H	Houston Baptist	0 3
									262 H	La.-Monroe	1 0
									282 A	A&M-Corpus Christi	0 1
									284 H	Sam Houston St.	0 1
									309 H	Jacksonville St.	0 1
									319 H	Jackson St.	2 0
									327 H	Texas Southern	12 2
LAST 10 GAMES											
						242 H	Houston Baptist	0 3	153 A	Nicholls St.	0 3
						282 A	A&M-Corpus Christi	0 1	52 A	Baylor	0 0
						284 H	Sam Houston St.	0 1	126 A	North Texas	0 2
						202 H	Southeastern La.	0 1	225 H	Louisiana Tech	4 2
						262 H	La.-Monroe	1 0	179 H	Texas St.	2 1

Non-Div. I Games:

McNeese St.

Average RPI Win: 249		WON-LOST RECORD		WINNING PCT. RANK		LAST 10 GAMES		STRENGTH OF SCHEDULE		OPP. STRENGTH OF SCHEDULE		TEAM RPI		ADJ RPI		CONF. RPI		ADJ CONF. RPI	
DIV. I ONLY		4-8-1		.34615 244		2-7-1		242		273		264		.42124 264		30		30	
DIV. I NON-CONF.		3-4-1		.4375 197		1-3-1		208		263		217		.45563 216		29		29	
TOTALS		RPI 1-25		RPI 26-50		W-L RECORDS		RPI 51-100		RPI 101-150		RPI 150+							
4-8-1		0-0-0		0-0-0		OVERALL		0-2-0		0-0-1		4-6-0							
2-4-0		0-0-0		0-0-0		HOME		0-1-0		0-0-0		2-3-0							
1-3-1		0-0-0		0-0-0		AWAY		0-1-0		0-0-1		1-2-0							
1-1-0		0-0-0		0-0-0		NEUTRAL		0-0-0		0-0-0		1-1-0							
3-4-1		0-0-0		0-0-0		NON-CONFERENCE		0-1-0		0-0-1		3-3-0							
1-3-0		0-0-0		0-0-0		HOME		0-1-0		0-0-0		1-2-0							
1-0-1		0-0-0		0-0-		AWAY		0-0-0		0-0-1		1-0-0							
1-1-0		0-0-0		0-0-0		NEUTRAL		0-0-0		0-0-0		1-1-0							
1-4-0		0-0-0		0-0-0		CONFERENCE		0-1-0		0-0-0		1-3-0							
1-1-0		0-0-0		0-0-0		HOME		0-0-0		0-0-0		1-1-0							
0-3-0		0-0-0		0-0-0		AWAY		0-1-0		0-0-0		0-2-0							
0-0-0		0-0-0		0-0-0		NEUTRAL		0-0-0		0-0-0		0-0-0							
RPI	S	Opponent		Score	RPI	S	Opponent		Score	RPI	S	Opponent		Score					
							63	H Stephen F. Austin	0 2			131	A Northern Colo.	0 0					
							91	A Seattle	0 3			155	N Portland St.	0 7					
												181	A UMKC	0 3					
												181	H UMKC	2 1					
												223	H New Mexico	0 1					
												227	H UC Riverside	1 2					
												250	A Wyoming	1 0					
												274	H Neb. Omaha	3 1					
												291	N LIU Brooklyn	1 0					
												296	A Idaho	2 3					
												314	H Grand Canyon	1 2					
LAST 10 GAMES																			
							314	H Grand Canyon	1 2			181	A UMKC	0 3					
							91	A Seattle	0 3			250	A Wyoming	1 0					
							296	A Idaho	2 3			131	A Northern Colo.	0 0					
							181	H UMKC	2 1			227	H UC Riverside	1 2					
							155	N Portland St.	0 7			63	H Stephen F. Austin	0 2					

Non-Div. I Games:

New Mexico St.

U
A
L
R

UALR

Average RPI Win: 239		WON-LOST RECORD		WINNING PCT. RANK		LAST 10 GAMES		STRENGTH OF SCHEDULE		OPP. STRENGTH OF SCHEDULE		TEAM RPI		ADJ RPI		CONF. RPI		ADJ CONF. RPI	
DIV. I ONLY		2-9-0		.18182 305		2-8-0		153		164		267		.4189 266		24		24	
DIV. I NON-CONF.		2-8-0		.2 290		2-7-0		210		193		283		.40321 283		24		24	
TOTALS		RPI 1-25		RPI 26-50		W-L RECORDS		RPI 51-100		RPI 101-150		RPI 150+							
2-9-0		0-1-0		0-0-0		OVERALL		0-2-0		0-2-0		2-4-0							
2-5-0		0-1-0		0-0-0		HOME		0-1-0		0-1-0		2-2-0							
0-4-0		0-0-0		0-0-0		AWAY		0-1-0		0-1-0		0-2-0							
0-0-0		0-0-0		0-0-0		NEUTRAL		0-0-0		0-0-0		0-0-0							
2-8-0		0-0-0		0-0-0		NON-CONFERENCE		0-2-0		0-2-0		2-4-0							
2-4-0		0-0-0		0-0-0		HOME		0-1-0		0-1-0		2-2-0							
0-4-0		0-0-0		0-0-		AWAY		0-1-0		0-1-0		0-2-0							
0-0-0		0-0-0		0-0-0		NEUTRAL		0-0-0		0-0-0		0-0-0							
0-1-0		0-1-0		0-0-0		CONFERENCE		0-0-0		0-0-0		0-0-0							
0-1-0		0-1-0		0-0-0		HOME		0-0-0		0-0-0		0-0-0							
0-0-0		0-0-0		0-0-0		AWAY		0-0-0		0-0-0		0-0-0							
0-0-0		0-0-0		0-0-0		NEUTRAL		0-0-0		0-0-0		0-0-0							
RPI	S	Opponent		Score	RPI	S	Opponent		Score	RPI	S	Opponent		Score					
13	H	Denver		0 4						78	A	Purdue		0 2	116	A	Illinois St.		0 4
										85	H	Butler		0 2	137	H	Wright St.		1 2
															157	A	Valparaiso		0 1
															161	H	Ball St.		1 0
															164	H	Miami (OH)		0 3
															182	A	Oakland		0 3
															240	H	Indiana St.		0 2
															317	H	UNI		2 0
					LAST 10 GAMES														
					13	H	Denver		0 4	78	A	Purdue		0 2					
					240	H	Indiana St.		0 2	157	A	Valparaiso		0 1					
					116	A	Illinois St.		0 4	164	H	Miami (OH)		0 3					
					182	A	Oakland		0 3	85	H	Butler		0 2					
					317	H	UNI		2 0	161	H	Ball St.		1 0					

Non-Div. I Games:

IPFW

Drake

Drake

Average RPI Win:		314	WON-LOST RECORD		WINNING PCT. RANK		LAST 10 GAMES		STRENGTH OF SCHEDULE		OPP. STRENGTH OF SCHEDULE		TEAM RPI		ADJ RPI		CONF. RPI		ADJ CONF. RPI				
Average RPI Loss:		103																					
DIV. I ONLY			2-6-1		.27778	279	2-6-1		237		152		268		.41797		268	19		18			
DIV. I NON-CONF.			1-6-1		.1875	293	1-6-1		169		146		268		.41805		267	16		16			
TOTALS		RPI 1-25		RPI 26-50		W-L RECORDS		RPI 51-100		RPI 101-150		RPI 150+											
2-6-1		0-1-0		0-0-0		OVERALL		0-1-0		0-3-0		2-1-1											
1-3-0		0-0-0		0-0-0		HOME		0-1-0		0-1-0		1-1-0											
1-2-1		0-1-0		0-0-0		AWAY		0-0-0		0-1-0		1-0-1											
0-1-0		0-0-0		0-0-0		NEUTRAL		0-0-0		0-1-0		0-0-0											
1-6-1		0-1-0		0-0-0		NON-CONFERENCE		0-1-0		0-3-0		1-1-1											
1-3-0		0-0-0		0-0-0		HOME		0-1-0		0-1-0		1-1-0											
0-2-1		0-1-0		0-0-		AWAY		0-0-0		0-1-0		0-0-1											
0-1-0		0-0-0		0-0-0		NEUTRAL		0-0-0		0-1-0		0-0-0											
1-0-0		0-0-0		0-0-0		CONFERENCE		0-0-0		0-0-0		1-0-0											
0-0-0		0-0-0		0-0-0		HOME		0-0-0		0-0-0		0-0-0											
1-0-0		0-0-0		0-0-0		AWAY		0-0-0		0-0-0		1-0-0											
0-0-0		0-0-0		0-0-0		NEUTRAL		0-0-0		0-0-0		0-0-0											
RPI	S	Opponent		Score		RPI	S	Opponent		Score		RPI	S	Opponent		Score							
25	A	Colorado		0	2							64	H	Texas		1	3	112	N	TCU		1	2
																		124	H	Drexel		0	1
																		131	A	Northern Colo.		0	1
																		161	H	Ball St.		0	1
																		245	A	Montana		1	1
																		313	A	Colorado St.		2	1
																		314	H	Grand Canyon		1	0
LAST 10 GAMES																							
						313 A Colorado St.						2	1	314 H Grand Canyon						1	0		
						124 H Drexel						0	1	131 A Northern Colo.						0	1		
						161 H Ball St.						0	1	25 A Colorado						0	2		
						64 H Texas						1	3	112 N TCU						1	2		
														245 A Montana						1	1		

Non-Div. I Games:

Air Force

Average RPI Win:	214	WON-LOST RECORD	WINNING PCT. RANK	LAST 10 GAMES	STRENGTH OF SCHEDULE	OPP. STRENGTH OF SCHEDULE	TEAM RPI	ADJ RPI	CONF. RPI	ADJ CONF. RPI	
Average RPI Loss:	168										
DIV. I ONLY	1-8-3	.20833	299	0-7-3	165	232	273	.41588	269	14	14
DIV. I NON-CONF.	1-5-2	.25	275	0-4-2	105	253	236	.44479	234	14	14
<hr/>											
TOTALS	RPI 1-25	RPI 26-50		W-L RECORDS	RPI 51-100		RPI 101-150		RPI 150+		
1-8-3	0-0-0	0-0-0		OVERALL	0-3-0		0-0-0		1-5-3		
0-3-2	0-0-0	0-0-0		HOME	0-0-0		0-0-0		0-3-2		
1-5-1	0-0-0	0-0-0		AWAY	0-3-0		0-0-0		1-2-1		
0-0-0	0-0-0	0-0-0		NEUTRAL	0-0-0		0-0-0		0-0-0		
1-5-2	0-0-0	0-0-0		NON-CONFERENCE	0-2-0		0-0-0		1-3-2		
0-2-1	0-0-0	0-0-0		HOME	0-0-0		0-0-0		0-2-1		
1-3-1	0-0-0	0-0-		AWAY	0-2-0		0-0-0		1-1-1		
0-0-0	0-0-0	0-0-0		NEUTRAL	0-0-0		0-0-0		0-0-0		
0-3-1	0-0-0	0-0-0		CONFERENCE	0-1-0		0-0-0		0-2-1		
0-1-1	0-0-0	0-0-0		HOME	0-0-0		0-0-0		0-1-1		
0-2-0	0-0-0	0-0-0		AWAY	0-1-0		0-0-0		0-1-0		
0-0-0	0-0-0	0-0-0		NEUTRAL	0-0-0		0-0-0		0-0-0		
RPI	S	Opponent	Score	RPI	S	Opponent	Score	RPI	S	Opponent	Score

Non-Div. I Games:

Loyola Maryland

Average RPI Win: 315		WON-LOST RECORD		WINNING PCT. RANK		LAST 10 GAMES		STRENGTH OF SCHEDULE		OPP. STRENGTH OF SCHEDULE		TEAM RPI		ADJ RPI		CONF. RPI		ADJ CONF. RPI	
DIV. I ONLY		4-8-0		.33333 255		1-2-0		220		319		272		.41485 270		31		31	
DIV. I NON-CONF.		3-8-0		.27273 273		0-2-0		153		311		262		.421 262		31		31	
TOTALS		RPI 1-25		RPI 26-50		W-L RECORDS		RPI 51-100		RPI 101-150		RPI 150+							
4-8-0		0-0-0		0-0-0		OVERALL		0-2-0		0-1-0		4-5-0							
2-3-0		0-0-0		0-0-0		HOME		0-0-0		0-0-0		2-3-0							
2-5-0		0-0-0		0-0-0		AWAY		0-2-0		0-1-0		2-2-0							
0-0-0		0-0-0		0-0-0		NEUTRAL		0-0-0		0-0-0		0-0-0							
3-8-0		0-0-0		0-0-0		NON-CONFERENCE		0-2-0		0-1-0		3-5-0							
2-3-0		0-0-0		0-0-0		HOME		0-0-0		0-0-0		2-3-0							
1-5-0		0-0-0		0-0-		AWAY		0-2-0		0-1-0		1-2-0							
0-0-0		0-0-0		0-0-0		NEUTRAL		0-0-0		0-0-0		0-0-0							
1-0-0		0-0-0		0-0-0		CONFERENCE		0-0-0		0-0-0		1-0-0							
0-0-0		0-0-0		0-0-0		HOME		0-0-0		0-0-0		0-0-0							
1-0-0		0-0-0		0-0-0		AWAY		0-0-0		0-0-0		1-0-0							
0-0-0		0-0-0		0-0-0		NEUTRAL		0-0-0		0-0-0		0-0-0							
RPI	S	Opponent		Score	RPI	S	Opponent		Score	RPI	S	Opponent		Score					
							57	A Monmouth	0 3			146	A Cornell	0 4					
							98	A Stony Brook	1 2			169	A Wagner	0 4					
												177	A Duquesne	0 3					
												199	H Lafayette	0 2					
												206	H Temple	0 2					
												271	H Rhode Island	0 3					
												289	H Rider	2 0					
												321	A Saint Peter's	3 2					
												324	H VMI	1 0					
												326	A Delaware St.	3 0					
LAST 10 GAMES																			
		206	H	Temple	0 2		289	H	Rider	2 0									
		326	A	Delaware St.	3 0		324	H	VMI	1 0									
		177	A	Duquesne	0 3		199	H	Lafayette	0 2									
		146	A	Cornell	0 4		57	A	Monmouth	0 3									
		169	A	Wagner	0 4		98	A	Stony Brook	1 2									

Non-Div. I Games:

NJIT

Average RPI Win: 269		WON-LOST RECORD		WINNING PCT. RANK		LAST 10 GAMES		STRENGTH OF SCHEDULE		OPP. STRENGTH OF SCHEDULE		TEAM RPI		ADJ RPI		CONF. RPI		ADJ CONF. RPI	
DIV. I ONLY		5-7-0		.41667 204		4-6-0		289		256		270		.41459 271		15		15	
DIV. I NON-CONF.		5-5-0		.5 147		4-4-0		292		255		252		.43125 253		15		15	
TOTALS		RPI 1-25		RPI 26-50		W-L RECORDS		RPI 51-100		RPI 101-150		RPI 150+							
5-7-0		0-0-0		0-0-0		OVERALL		0-0-0		0-2-0		5-5-0							
3-3-0		0-0-0		0-0-0		HOME		0-0-0		0-1-0		3-2-0							
2-4-0		0-0-0		0-0-0		AWAY		0-0-0		0-1-0		2-3-0							
0-0-0		0-0-0		0-0-0		NEUTRAL		0-0-0		0-0-0		0-0-0							
5-5-0		0-0-0		0-0-0		NON-CONFERENCE		0-0-0		0-2-0		5-3-0							
3-2-0		0-0-0		0-0-0		HOME		0-0-0		0-1-0		3-1-0							
2-3-0		0-0-0		0-0-		AWAY		0-0-0		0-1-0		2-2-0							
0-0-0		0-0-0		0-0-0		NEUTRAL		0-0-0		0-0-0		0-0-0							
0-2-0		0-0-0		0-0-0		CONFERENCE		0-0-0		0-0-0		0-2-0							
0-1-0		0-0-0		0-0-0		HOME		0-0-0		0-0-0		0-1-0							
0-1-0		0-0-0		0-0-0		AWAY		0-0-0		0-0-0		0-1-0							
0-0-0		0-0-0		0-0-0		NEUTRAL		0-0-0		0-0-0		0-0-0							
RPI	S	Opponent		Score	RPI	S	Opponent		Score	RPI	S	Opponent		Score					
										135	H	Providence	0	3					
										138	A	Harvard	0	2					
										163	A	Army	0	5					
										190	H	George Washington	0	1					
										198	A	Fordham	1	3					
										233	A	Siena	2	1					
										252	A	Bryant	1	3					
										253	H	New Hampshire	2	0					
										270	A	NJIT	3	0					
										280	H	Sacred Heart	1	2					
										281	H	Manhattan	3	1					
										306	H	Albany (NY)	1	0					
LAST 10 GAMES																			
					190	H	George Washington	0	1	233	A	Siena	2	1					
					198	A	Fordham	1	3	281	H	Manhattan	3	1					
					306	H	Albany (NY)	1	0	252	A	Bryant	1	3					
					138	A	Harvard	0	2	253	H	New Hampshire	2	0					
					163	A	Army	0	5	280	H	Sacred Heart	1	2					

Non-Div. I Games:

Rhode Island

Average RPI Win:	274	WON-LOST RECORD	WINNING PCT. RANK	LAST 10 GAMES	STRENGTH OF SCHEDULE	OPP. STRENGTH OF SCHEDULE	TEAM RPI	ADJ RPI	CONF. RPI	ADJ CONF. RPI	
DIV. I ONLY		5-6-1	.45833 176	4-5-1	309	241	275	.41408 272	24	24	
DIV. I NON-CONF.		4-5-1	.45 184	3-4-1	318	205	284	.40124 284	24	24	
<hr/>											
TOTALS	RPI 1-25	RPI 26-50		W-L RECORDS		RPI 51-100		RPI 101-150		RPI 150+	
5-6-1	0-0-0	0-0-0		OVERALL		0-0-0		0-1-0		5-5-1	
2-2-0	0-0-0	0-0-0		HOME		0-0-0		0-0-0		2-2-0	
2-4-1	0-0-0	0-0-0		AWAY		0-0-0		0-1-0		2-3-1	
1-0-0	0-0-0	0-0-0		NEUTRAL		0-0-0		0-0-0		1-0-0	
<hr/>											
4-5-1	0-0-0	0-0-0		NON-CONFERENCE		0-0-0		0-1-0		4-4-1	
1-1-0	0-0-0	0-0-0		HOME		0-0-0		0-0-0		1-1-0	
2-4-1	0-0-0	0-0-		AWAY		0-0-0		0-1-0		2-3-1	
1-0-0	0-0-0	0-0-0		NEUTRAL		0-0-0		0-0-0		1-0-0	
<hr/>											
1-1-0	0-0-0	0-0-0		CONFERENCE		0-0-0		0-0-0		1-1-0	
1-1-0	0-0-0	0-0-0		HOME		0-0-0		0-0-0		1-1-0	
0-0-0	0-0-0	0-0-0		AWAY		0-0-0		0-0-0		0-0-0	
0-0-0	0-0-0	0-0-0		NEUTRAL		0-0-0		0-0-0		0-0-0	
<hr/>											
RPI S	Opponent	Score	RPI S	Opponent	Score	RPI S	Opponent	Score	RPI S	Opponent	Score
									128 A	Iowa St.	0 2
									154 A	Northwestern	2 1
									157 A	Valparaiso	0 2
									196 A	Western Mich.	0 4
									201 H	Missouri St.	0 1
									208 H	South Dakota St.	0 1
									220 A	Green Bay	1 3
									247 A	Northern Ill.	1 1
									276 H	North Dakota St.	1 0
									304 H	North Dakota	2 0
									317 A	UNI	2 0
									317 N	UNI	2 1
			LAST 10 GAMES								

Non-Div. I Games:

Western Ill.

Average RPI Win:	234	WON-LOST	WINNING	LAST 10	STRENGTH OF	OPP. STRENGTH	TEAM	ADJ	CONF.	ADJ CONF.	
Average RPI Loss:	181	RECORD	PCT. RANK	GAMES	SCHEDULE	OF SCHEDULE	RPI	RPI	RPI	RPI	
DIV. I ONLY	2-7-3	.29167	274	2-5-3	218	252	269	.41369	273	14	14
DIV. I NON-CONF.	0-5-3	.1875	293	0-3-3	212	292	295	.38446	296	14	14
<hr/>											
TOTALS	RPI 1-25	RPI 26-50		W-L RECORDS	RPI 51-100		RPI 101-150		RPI 150+		
2-7-3	0-0-0	0-1-0		OVERALL	0-0-0		0-2-0		2-4-3		
1-3-1	0-0-0	0-0-0		HOME	0-0-0		0-0-0		1-3-1		
1-3-1	0-0-0	0-1-0		AWAY	0-0-0		0-1-0		1-1-1		
0-1-1	0-0-0	0-0-0		NEUTRAL	0-0-0		0-1-0		0-0-1		
<hr/>											
0-5-3	0-0-0	0-0-0		NON-CONFERENCE	0-0-0		0-2-0		0-3-3		
0-2-1	0-0-0	0-0-0		HOME	0-0-0		0-0-0		0-2-1		
0-2-1	0-0-0	0-0-		AWAY	0-0-0		0-1-0		0-1-1		
0-1-1	0-0-0	0-0-0		NEUTRAL	0-0-0		0-1-0		0-0-1		
<hr/>											
2-2-0	0-0-0	0-1-0		CONFERENCE	0-0-0		0-0-0		2-1-0		
1-1-0	0-0-0	0-0-0		HOME	0-0-0		0-0-0		1-1-0		
1-1-0	0-0-0	0-1-0		AWAY	0-0-0		0-0-0		1-0-0		
0-0-0	0-0-0	0-0-0		NEUTRAL	0-0-0		0-0-0		0-0-0		
<hr/>											
RPI	S	Opponent	Score	RPI	S	Opponent	Score	RPI	S	Opponent	Score
				48	A	Boston U.	0 3				
								142	N	Maine	0 1
								150	A	Fairfield	1 2
								169	A	Wagner	0 2
								199	H	Lafayette	3 1
								211	N	Hartford	0 0
								224	H	American	0 1
								241	A	Quinnipiac	0 0
								252	H	Bryant	0 1
								253	H	New Hampshire	0 0
								269	A	Loyola Maryland	1 0
								281	H	Manhattan	0 1
<hr/>											
LAST 10 GAMES											
				199	H	Lafayette	3 1	150	A	Fairfield	1 2
				48	A	Boston U.	0 3	211	N	Hartford	0 0
				224	H	American	0 1	252	H	Bryant	0 1
				253	H	New Hampshire	0 0	241	A	Quinnipiac	0 0
				269	A	Loyola Maryland	1 0	281	H	Manhattan	0 1

Non-Div. I Games:

Holy Cross

Average RPI Win:	302	WON-LOST	WINNING	LAST 10	STRENGTH OF	OPP. STRENGTH	TEAM	ADJ	CONF.	ADJ CONF.							
Average RPI Loss:	164	RECORD	PCT. RANK	GAMES	SCHEDULE	OF SCHEDULE	RPI	RPI	RPI	RPI							
DIV. I ONLY		3-5-2	.4	222	3-5-2	287	231	271	.41289	274	24	24					
DIV. I NON-CONF.		2-5-2	.33333	244	2-5-2	293	202	288	.39392	290	24	24					
<hr/>																	
TOTALS	RPI 1-25	RPI 26-50		W-L RECORDS		RPI 51-100		RPI 101-150		RPI 150+							
3-5-2	0-0-0	0-0-0		OVERALL		0-2-0		0-1-0		3-2-2							
2-2-2	0-0-0	0-0-0		HOME		0-0-0		0-1-0		2-1-2							
1-3-0	0-0-0	0-0-0		AWAY		0-2-0		0-0-0		1-1-0							
0-0-0	0-0-0	0-0-0		NEUTRAL		0-0-0		0-0-0		0-0-0							
2-5-2	0-0-0	0-0-0		NON-CONFERENCE		0-2-0		0-1-0		2-2-2							
1-2-2	0-0-0	0-0-0		HOME		0-0-0		0-1-0		1-1-2							
1-3-0	0-0-0	0-0-		AWAY		0-2-0		0-0-0		1-1-0							
0-0-0	0-0-0	0-0-0		NEUTRAL		0-0-0		0-0-0		0-0-0							
1-0-0	0-0-0	0-0-0		CONFERENCE		0-0-0		0-0-0		1-0-0							
1-0-0	0-0-0	0-0-0		HOME		0-0-0		0-0-0		1-0-0							
0-0-0	0-0-0	0-0-0		AWAY		0-0-0		0-0-0		0-0-0							
0-0-0	0-0-0	0-0-0		NEUTRAL		0-0-0		0-0-0		0-0-0							
<hr/>																	
RPI	S	Opponent	Score	RPI	S	Opponent	Score	RPI	S	Opponent	Score						
								87	A	UTEP	0	2					
								88	A	Creighton	2	3					
												131	H	Northern Colo.	0	4	
												201	H	Missouri St.	1	1	
												245	H	Montana	3	3	
												250	H	Wyoming	1	2	
												264	A	New Mexico St.	1	3	
												285	H	South Dakota	2	0	
304	H	North Dakota	2	0													
317	A	UNI	2	1													
<hr/>																	
LAST 10 GAMES																	
285 H South Dakota				2	0	317 A UNI				2	1						
201 H Missouri St.				1	1	304 H North Dakota				2	0						
88 A Creighton				2	3	131 H Northern Colo.				0	4						
245 H Montana				3	3	87 A UTEP				0	2						
250 H Wyoming				1	2	264 A New Mexico St.				1	3						

Non-Div. I Games:

Neb. Omaha

Average RPI Win: 286		WON-LOST	WINNING	LAST 10	STRENGTH OF		OPP. STRENGTH	TEAM	ADJ		CONF.	ADJ CONF.
Average RPI Loss: 164		RECORD	PCT. RANK	GAMES	SCHEDULE		OF SCHEDULE	RPI	RPI		RPI	RPI
DIV. I ONLY		3-10-0	.23077	294	3-7-0		173	284	277		22	22
DIV. I NON-CONF.		2-7-0	.22222	283	2-4-0		211	275	287		20	20
TOTALS		RPI 1-25	RPI 26-50		W-L RECORDS		RPI 51-100		RPI 101-150		RPI 150+	
3-10-0		0-0-0	0-1-0		OVERALL		0-2-0		0-0-0		3-7-0	
1-4-0		0-0-0	0-0-0		HOME		0-1-0		0-0-0		1-3-0	
2-4-0		0-0-0	0-1-0		AWAY		0-1-0		0-0-0		2-2-0	
0-2-0		0-0-0	0-0-0		NEUTRAL		0-0-0		0-0-0		0-2-0	
2-7-0		0-0-0	0-1-0		NON-CONFERENCE		0-1-0		0-0-0		2-5-0	
0-3-0		0-0-0	0-0-0		HOME		0-1-0		0-0-0		0-2-0	
2-2-0		0-0-0	0-0-		AWAY		0-0-0		0-0-0		2-1-0	
0-2-0		0-0-0	0-0-0		NEUTRAL		0-0-0		0-0-0		0-2-0	
1-3-0		0-0-0	0-0-0		CONFERENCE		0-1-0		0-0-0		1-2-0	
1-1-0		0-0-0	0-0-0		HOME		0-0-0		0-0-0		1-1-0	
0-2-0		0-0-0	0-0-0		AWAY		0-1-0		0-0-0		0-1-0	
0-0-0		0-0-0	0-0-0		NEUTRAL		0-0-0		0-0-0		0-0-0	
RPI S	Opponent	Score	RPI S	Opponent	Score	RPI S	Opponent	Score	RPI S	Opponent	Score	
			32 A	Washington St.	0 1	91 H	Seattle	0 2	155 H	Portland St.	0 2	
						93 A	Weber St.	0 3	192 A	Idaho St.	0 1	
									204 H	Fresno St.	2 3	
									212 A	Gonzaga	0 3	
									212 H	Gonzaga	0 1	
									216 N	Nevada	0 2	
									236 N	SIU Edwardsville	1 2	
									276 A	North Dakota St.	3 0	
									287 H	Sacramento St.	2 1	
									296 A	Idaho	2 1	
LAST 10 GAMES												
			287 H	Sacramento St.	2 1	236 N	SIU Edwardsville	1 2				
			155 H	Portland St.	0 2	212 A	Gonzaga	0 3				
			93 A	Weber St.	0 3	296 A	Idaho	2 1				
			192 A	Idaho St.	0 1	204 H	Fresno St.	2 3				
			276 A	North Dakota St.	3 0	32 A	Washington St.	0 1				

Non-Div. I Games:

Eastern Wash.

Average RPI Win:	270	WON-LOST RECORD	WINNING PCT. RANK	LAST 10 GAMES	STRENGTH OF SCHEDULE	OPP. STRENGTH OF SCHEDULE	TEAM RPI	ADJ RPI	CONF. RPI	ADJ CONF. RPI	
DIV. I ONLY		4-7-0	.36364 239	3-6-0	285	161	274	.41153 276	24	24	
DIV. I NON-CONF.		3-6-0	.33333 244	2-5-0	289	129	280	.40501 282	24	24	
<hr/>											
TOTALS	RPI 1-25	RPI 26-50		W-L RECORDS	RPI 51-100		RPI 101-150		RPI 150+		
4-7-0	0-1-0	0-0-0		OVERALL	0-2-0		0-1-0		4-3-0		
2-2-0	0-0-0	0-0-0		HOME	0-1-0		0-0-0		2-1-0		
1-5-0	0-1-0	0-0-0		AWAY	0-1-0		0-1-0		1-2-0		
1-0-0	0-0-0	0-0-0		NEUTRAL	0-0-0		0-0-0		1-0-0		
<hr/>											
3-6-0	0-1-0	0-0-0		NON-CONFERENCE	0-2-0		0-1-0		3-2-0		
2-2-0	0-0-0	0-0-0		HOME	0-1-0		0-0-0		2-1-0		
0-4-0	0-1-0	0-0-		AWAY	0-1-0		0-1-0		0-1-0		
1-0-0	0-0-0	0-0-0		NEUTRAL	0-0-0		0-0-0		1-0-0		
<hr/>											
1-1-0	0-0-0	0-0-0		CONFERENCE	0-0-0		0-0-0		1-1-0		
0-0-0	0-0-0	0-0-0		HOME	0-0-0		0-0-0		0-0-0		
1-1-0	0-0-0	0-0-0		AWAY	0-0-0		0-0-0		1-1-0		
0-0-0	0-0-0	0-0-0		NEUTRAL	0-0-0		0-0-0		0-0-0		
<hr/>											
RPI S	Opponent	Score	RPI S	Opponent	Score	RPI S	Opponent	Score	RPI S	Opponent	Score
15 A	Minnesota	1 4				53 A	St. John's (NY)	0 5	115 A	Hofstra	1 3
						73 H	Boise St.	0 1	235 N	Belmont	2 0
									237 A	IUPUI	2 0
									272 A	Western Ill.	0 1
									275 H	Eastern Wash.	0 3
									296 H	Idaho	3 2
									304 A	North Dakota	2 4
									313 H	Colorado St.	1 0
<hr/>											
LAST 10 GAMES											
272 A	Western Ill.	0 1	304 A	North Dakota	2 4						
237 A	IUPUI	2 0	296 H	Idaho	3 2						
275 H	Eastern Wash.	0 3	53 A	St. John's (NY)	0 5						
313 H	Colorado St.	1 0	115 A	Hofstra	1 3						
73 H	Boise St.	0 1	15 A	Minnesota	1 4						

Non-Div. I Games:	Minn. Duluth	3	1
--------------------------	---------------------	----------	----------

North Dakota St.

Average RPI Win: 264		WON-LOST RECORD		WINNING PCT. RANK		LAST 10 GAMES		STRENGTH OF SCHEDULE		OPP. STRENGTH OF SCHEDULE		TEAM RPI		ADJ RPI		CONF. RPI		ADJ CONF. RPI	
DIV. I ONLY		4-6-1		.40909 216		3-6-1		296		269		276		.41031 277		28		28	
DIV. I NON-CONF.		3-3-1		.5 147		2-3-1		229		315		219		.4526 221		28		28	
TOTALS		RPI 1-25		RPI 26-50		W-L RECORDS		RPI 51-100		RPI 101-150		RPI 150+							
4-6-1		0-0-0		0-0-0		OVERALL		0-0-0		0-1-0		4-5-1							
1-2-0		0-0-0		0-0-0		HOME		0-0-0		0-0-0		1-2-0							
3-4-1		0-0-0		0-0-0		AWAY		0-0-0		0-1-0		3-3-1							
0-0-0		0-0-0		0-0-0		NEUTRAL		0-0-0		0-0-0		0-0-0							
3-3-1		0-0-0		0-0-0		NON-CONFERENCE		0-0-0		0-1-0		3-2-1							
1-0-0		0-0-0		0-0-0		HOME		0-0-0		0-0-0		1-0-0							
2-3-1		0-0-0		0-0-		AWAY		0-0-0		0-1-0		2-2-1							
0-0-0		0-0-0		0-0-0		NEUTRAL		0-0-0		0-0-0		0-0-0							
1-3-0		0-0-0		0-0-0		CONFERENCE		0-0-0		0-0-0		1-3-0							
0-2-0		0-0-0		0-0-0		HOME		0-0-0		0-0-0		0-2-0							
1-1-0		0-0-0		0-0-0		AWAY		0-0-0		0-0-0		1-1-0							
0-0-0		0-0-0		0-0-0		NEUTRAL		0-0-0		0-0-0		0-0-0							
RPI	S	Opponent		Score	RPI	S	Opponent		Score	RPI	S	Opponent		Score					
										130	A	South Ala.	0	2					
										167	H	Southeast Mo. St.	0	1					
										172	A	Evansville	1	0					
										173	H	UT Martin	1	2					
										194	A	Arkansas St.	1	3					
										235	A	Belmont	2	3					
										257	A	Troy	2	4					
										265	H	UALR	1	0					
										290	A	Northern Ky.	0	0					
										297	A	Tennessee Tech	3	0					
										322	A	Alabama A&M	10	0					
LAST 10 GAMES																			
										297	A	Tennessee Tech	3	0					
										235	A	Belmont	2	3					
										173	H	UT Martin	1	2					
										167	H	Southeast Mo. St.	0	1					
										194	A	Arkansas St.	1	3					
										257	A	Troy	2	4					
										130	A	South Ala.	0	2					
										265	H	UALR	1	0					
										322	A	Alabama A&M	10	0					
										290	A	Northern Ky.	0	0					

Non-Div. I Games:

Murray St.

Average RPI Win: 249		WON-LOST	WINNING	LAST 10	STRENGTH OF		OPP. STRENGTH	TEAM	ADJ	CONF.	ADJ CONF.
Average RPI Loss: 123		RECORD	PCT. RANK	GAMES	SCHEDULE		OF SCHEDULE	RPI	RPI	RPI	RPI
DIV. I ONLY		2-8-3	.26923	285	2-6-2		259	110	279	.40933	278
DIV. I NON-CONF.		2-6-1	.27778	268	2-4-0		305	91	298	.38459	295
TOTALS		RPI 1-25	RPI 26-50		W-L RECORDS		RPI 51-100		RPI 101-150		RPI 150+
2-8-3	0-0-0	0-1-0		OVERALL		0-3-1		0-2-0		2-2-2	
0-6-0	0-0-0	0-1-0		HOME		0-3-0		0-1-0		0-1-0	
0-1-2	0-0-0	0-0-0		AWAY		0-0-1		0-1-0		0-0-1	
2-1-1	0-0-0	0-0-0		NEUTRAL		0-0-0		0-0-0		2-1-1	
2-6-1	0-0-0	0-1-0		NON-CONFERENCE		0-2-0		0-1-0		2-2-1	
0-4-0	0-0-0	0-1-0		HOME		0-2-0		0-0-0		0-1-0	
0-1-0	0-0-0	0-0-		AWAY		0-0-0		0-1-0		0-0-0	
2-1-1	0-0-0	0-0-0		NEUTRAL		0-0-0		0-0-0		2-1-1	
0-2-2	0-0-0	0-0-0		CONFERENCE		0-1-1		0-1-0		0-0-1	
0-2-0	0-0-0	0-0-0		HOME		0-1-0		0-1-0		0-0-0	
0-0-2	0-0-0	0-0-0		AWAY		0-0-1		0-0-0		0-0-1	
0-0-0	0-0-0	0-0-0		NEUTRAL		0-0-0		0-0-0		0-0-0	
RPI S	Opponent	Score	RPI S	Opponent	Score	RPI S	Opponent	Score	RPI S	Opponent	Score
			45 H	Miami (FL)	1 2	60 A	Tulsa	0 0	105 A	Southern California	0 2
						67 H	Memphis	0 4	114 H	Middle Tenn.	0 1
						72 H	Arizona	0 1	175 N	Columbia	2 1
						87 H	UTEP	1 2	178 N	Davidson	0 0
									184 N	Mississippi St.	1 3
									234 A	UTSA	0 0
									306 H	Albany (NY)	0 2
									323 N	Ark.-Pine Bluff	10 0
LAST 10 GAMES											
			87 H	UTEP	1 2	105 A	Southern California	0 2			
			114 H	Middle Tenn.	0 1	175 N	Columbia	2 1			
			60 A	Tulsa	0 0	323 N	Ark.-Pine Bluff	10 0			
			234 A	UTSA	0 0	45 H	Miami (FL)	1 2			
			67 H	Memphis	0 4	184 N	Mississippi St.	1 3			

Non-Div. I Games:

Fla. Atlantic

Average RPI Win:	174	WON-LOST	WINNING	LAST 10	STRENGTH OF	OPP. STRENGTH	TEAM	ADJ	CONF.	ADJ CONF.	
Average RPI Loss:	159	RECORD	PCT. RANK	GAMES	SCHEDULE	OF SCHEDULE	RPI	RPI	RPI	RPI	
DIV. I ONLY	1-9-1	.13636	313	1-8-1	136	213	285	.40832	279	12	12
DIV. I NON-CONF.	0-6-1	.07143	312	0-5-1	37	271	255	.42773	255	12	12
<hr/>											
TOTALS	RPI 1-25	RPI 26-50		W-L RECORDS		RPI 51-100		RPI 101-150		RPI 150+	
1-9-1	0-0-0	0-0-0		OVERALL		0-1-0		0-3-1		1-5-0	
1-3-1	0-0-0	0-0-0		HOME		0-0-0		0-1-1		1-2-0	
0-4-0	0-0-0	0-0-0		AWAY		0-0-0		0-2-0		0-2-0	
0-2-0	0-0-0	0-0-0		NEUTRAL		0-1-0		0-0-0		0-1-0	
<hr/>											
0-6-1	0-0-0	0-0-0		NON-CONFERENCE		0-1-0		0-2-1		0-3-0	
0-2-1	0-0-0	0-0-0		HOME		0-0-0		0-1-1		0-1-0	
0-2-0	0-0-0	0-0-		AWAY		0-0-0		0-1-0		0-1-0	
0-2-0	0-0-0	0-0-0		NEUTRAL		0-1-0		0-0-0		0-1-0	
<hr/>											
1-3-0	0-0-0	0-0-0		CONFERENCE		0-0-0		0-1-0		1-2-0	
1-1-0	0-0-0	0-0-0		HOME		0-0-0		0-0-0		1-1-0	
0-2-0	0-0-0	0-0-0		AWAY		0-0-0		0-1-0		0-1-0	
0-0-0	0-0-0	0-0-0		NEUTRAL		0-0-0		0-0-0		0-0-0	
<hr/>											
RPI	S	Opponent	Score	RPI	S	Opponent	Score	RPI	S	Opponent	Score
				58 N La Salle 0 1				107 A Marshall 0 1			
								108 A Liberty 0 2			
								111 H Radford 0 1			
								113 H Penn 2 2			
								174 H East Carolina 2 0			
								176 A FIU 0 4			
								190 H George Washington 1 2			
								215 A George Mason 0 3			
								228 N Richmond 1 3			
								234 H UTSA 1 2			
<hr/>											
				LAST 10 GAMES							
234 H UTSA 1 2				215 A George Mason 0 3							
174 H East Carolina 2 0				190 H George Washington 1 2							
176 A FIU 0 4				111 H Radford 0 1							
107 A Marshall 0 1				108 A Liberty 0 2							
113 H Penn 2 2				228 N Richmond 1 3							

Non-Div. I Games:

Old Dominion

Average RPI Win:	237	WON-LOST	WINNING	LAST 10	STRENGTH OF	OPP. STRENGTH	TEAM	ADJ	CONF.	ADJ CONF.	
Average RPI Loss:	193	RECORD	PCT. RANK	GAMES	SCHEDULE	OF SCHEDULE	RPI	RPI	RPI	RPI	
DIV. I ONLY	3-9-0	.25	287	3-7-0	192	291	281	.40752	280	27	27
DIV. I NON-CONF.	3-7-0	.3	261	3-5-0	203	288	267	.4168	268	27	27
TOTALS	RPI 1-25	RPI 26-50	W-L RECORDS	RPI 51-100	RPI 101-150	RPI 150+					
3-9-0	0-0-0	0-0-0	OVERALL	0-1-0	1-1-0	2-7-0					
1-2-0	0-0-0	0-0-0	HOME	0-0-0	0-1-0	1-1-0					
2-6-0	0-0-0	0-0-0	AWAY	0-1-0	1-0-0	1-5-0					
0-1-0	0-0-0	0-0-0	NEUTRAL	0-0-0	0-0-0	0-1-0					
3-7-0	0-0-0	0-0-0	NON-CONFERENCE	0-1-0	1-1-0	2-5-0					
1-2-0	0-0-0	0-0-0	HOME	0-0-0	0-1-0	1-1-0					
2-4-0	0-0-0	0-0-	AWAY	0-1-0	1-0-0	1-3-0					
0-1-0	0-0-0	0-0-0	NEUTRAL	0-0-0	0-0-0	0-1-0					
0-2-0	0-0-0	0-0-0	CONFERENCE	0-0-0	0-0-0	0-2-0					
0-0-0	0-0-0	0-0-0	HOME	0-0-0	0-0-0	0-0-0					
0-2-0	0-0-0	0-0-0	AWAY	0-0-0	0-0-0	0-2-0					
0-0-0	0-0-0	0-0-0	NEUTRAL	0-0-0	0-0-0	0-0-0					
RPI S	Opponent	Score	RPI S	Opponent	Score	RPI S	Opponent	Score	RPI S	Opponent	Score
						74 A	Brown	0 2	119 A	Yale	2 1
									146 H	Cornell	0 1
									169 A	Wagner	3 5
									175 H	Columbia	0 1
									199 A	Lafayette	2 3
									211 A	Hartford	0 3
									252 A	Bryant	0 1
									253 N	New Hampshire	0 1
									254 A	Vermont	1 2
									271 A	Rhode Island	2 1
									320 H	UMass Lowell	5 1
LAST 10 GAMES											
						252 A	Bryant	0 1	320 H	UMass Lowell	5 1
						169 A	Wagner	3 5	175 H	Columbia	0 1
						211 A	Hartford	0 3	146 H	Cornell	0 1
						74 A	Brown	0 2	199 A	Lafayette	2 3
						119 A	Yale	2 1	271 A	Rhode Island	2 1

Non-Div. I Games:

Sacred Heart

Average RPI Win:	278	WON-LOST	WINNING	LAST 10	STRENGTH OF	OPP. STRENGTH	TEAM	ADJ	CONF.	ADJ CONF.	
Average RPI Loss:	195	RECORD	PCT. RANK	GAMES	SCHEDULE	OF SCHEDULE	RPI	RPI	RPI	RPI	
DIV. I ONLY	4-8-1	.34615	244	3-6-1	258	300	282	.40746	281	29	29
DIV. I NON-CONF.	3-5-0	.375	230	2-3-0	273	283	279	.40787	277	30	30
TOTALS	RPI 1-25	RPI 26-50	W-L RECORDS	RPI 51-100	RPI 101-150	RPI 150+					
4-8-1	0-0-0	0-0-0	OVERALL	0-1-0	0-0-0	4-7-1					
3-2-1	0-0-0	0-0-0	HOME	0-0-0	0-0-0	3-2-1					
1-6-0	0-0-0	0-0-0	AWAY	0-1-0	0-0-0	1-5-0					
0-0-0	0-0-0	0-0-0	NEUTRAL	0-0-0	0-0-0	0-0-0					
3-5-0	0-0-0	0-0-0	NON-CONFERENCE	0-0-0	0-0-0	3-5-0					
2-2-0	0-0-0	0-0-0	HOME	0-0-0	0-0-0	2-2-0					
1-3-0	0-0-0	0-0-	AWAY	0-0-0	0-0-0	1-3-0					
0-0-0	0-0-0	0-0-0	NEUTRAL	0-0-0	0-0-0	0-0-0					
1-3-1	0-0-0	0-0-0	CONFERENCE	0-1-0	0-0-0	1-2-1					
1-0-1	0-0-0	0-0-0	HOME	0-0-0	0-0-0	1-0-1					
0-3-0	0-0-0	0-0-0	AWAY	0-1-0	0-0-0	0-2-0					
0-0-0	0-0-0	0-0-0	NEUTRAL	0-0-0	0-0-0	0-0-0					
RPI S Opponent Score	RPI S Opponent Score	RPI S Opponent Score	RPI S Opponent Score	RPI S Opponent Score	RPI S Opponent Score	RPI S Opponent Score					
				57 A Monmouth	0 6	168 H Binghamton	0 1				
						169 A Wagner	1 2				
						175 H Columbia	2 3				
						198 H Fordham	2 1				
						199 A Lafayette	1 2				
						238 A Marist	0 1				
						260 H Iona	1 1				
						271 A Rhode Island	1 3				
						273 A Holy Cross	1 0				
						283 A Niagara	1 2				
						316 H Canisius	2 1				
						326 H Delaware St.	2 0				
LAST 10 GAMES											
				316 H Canisius	2 1	326 H Delaware St.	2 0				
				57 A Monmouth	0 6	169 A Wagner	1 2				
				283 A Niagara	1 2	271 A Rhode Island	1 3				
				260 H Iona	1 1	175 H Columbia	2 3				
				238 A Marist	0 1	273 A Holy Cross	1 0				

Non-Div. I Games:

Manhattan

Average RPI Win: 249		WON-LOST RECORD		WINNING PCT. RANK		LAST 10 GAMES		STRENGTH OF SCHEDULE		OPP. STRENGTH OF SCHEDULE		TEAM RPI		ADJ RPI		CONF. RPI		ADJ CONF. RPI	
DIV. I ONLY		2-8-0		.2 304		2-7-0		130		318		278		.4073 282		18		19	
DIV. I NON-CONF.		1-4-0		.2 290		1-3-0		316		264		319		.33312 319		23		23	
TOTALS		RPI 1-25		RPI 26-50		W-L RECORDS		RPI 51-100		RPI 101-150		RPI 150+							
2-8-0		0-0-0		0-0-0		OVERALL		0-1-0		0-1-0		2-6-0							
1-4-0		0-0-0		0-0-0		HOME		0-0-0		0-0-0		1-4-0							
1-3-0		0-0-0		0-0-0		AWAY		0-0-0		0-0-0		1-0-0							
0-1-0		0-0-0		0-0-0		NEUTRAL		0-0-0		0-1-0		0-0-0							
1-4-0		0-0-0		0-0-0		NON-CONFERENCE		0-0-0		0-1-0		1-3-0							
0-2-0		0-0-0		0-0-0		HOME		0-0-0		0-0-0		0-2-0							
1-1-0		0-0-0		0-0-		AWAY		0-0-0		0-0-0		1-1-0							
0-1-0		0-0-0		0-0-0		NEUTRAL		0-0-0		0-1-0		0-0-0							
1-4-0		0-0-0		0-0-0		CONFERENCE		0-1-0		0-0-0		1-3-0							
1-2-0		0-0-0		0-0-0		HOME		0-0-0		0-0-0		1-2-0							
0-2-0		0-0-0		0-0-0		AWAY		0-1-0		0-0-0		0-1-0							
0-0-0		0-0-0		0-0-0		NEUTRAL		0-0-0		0-0-0		0-0-0							
RPI	S	Opponent		Score	RPI	S	Opponent		Score	RPI	S	Opponent		Score					
							76 A Oral Roberts		1 2	129 N		Elon		0 3					
										153 H		Nicholls St.		1 2					
										183 A		UNC Wilmington		2 4					
										202 H		Southeastern La.		0 1					
										213 A		Central Ark.		1 2					
										232 H		Houston		1 2					
										234 A		UTSA		2 1					
										263 H		McNeese St.		1 0					
										305 H		Campbell		1 2					
LAST 10 GAMES																			
							263 H McNeese St.		1 0	129 N		Elon		0 3					
							76 A Oral Roberts		1 2	183 A		UNC Wilmington		2 4					
							213 A Central Ark.		1 2	234 A		UTSA		2 1					
							153 H Nicholls St.		1 2	305 H		Campbell		1 2					
							202 H Southeastern La.		0 1	232 H		Houston		1 2					

Non-Div. I Games: Dallas Baptist 3 4

A&M-Corpus Christi

Average RPI Win: 281		WON-LOST	WINNING	LAST 10	STRENGTH OF		OPP. STRENGTH	TEAM	ADJ		CONF.	ADJ CONF.
Average RPI Loss: 181		RECORD	PCT. RANK	GAMES	SCHEDULE		OF SCHEDULE	RPI	RPI		RPI	RPI
DIV. I ONLY		4-9-0	.30769	266	4-6-0		236	287	280		29	29
DIV. I NON-CONF.		1-7-0	.125	305	1-4-0		217	249	305		30	30
TOTALS		RPI 1-25	RPI 26-50		W-L RECORDS		RPI 51-100		RPI 101-150		RPI 150+	
4-9-0		0-0-0	0-1-0		OVERALL		0-1-0		0-1-0		4-6-0	
2-4-0		0-0-0	0-0-0		HOME		0-1-0		0-0-0		2-3-0	
2-4-0		0-0-0	0-1-0		AWAY		0-0-0		0-0-0		2-3-0	
0-1-0		0-0-0	0-0-0		NEUTRAL		0-0-0		0-1-0		0-0-0	
1-7-0		0-0-0	0-1-0		NON-CONFERENCE		0-0-0		0-1-0		1-5-0	
0-3-0		0-0-0	0-0-0		HOME		0-0-0		0-0-0		0-3-0	
1-3-0		0-0-0	0-0-		AWAY		0-0-0		0-0-0		1-2-0	
0-1-0		0-0-0	0-0-0		NEUTRAL		0-0-0		0-1-0		0-0-0	
3-2-0		0-0-0	0-0-0		CONFERENCE		0-1-0		0-0-0		3-1-0	
2-1-0		0-0-0	0-0-0		HOME		0-1-0		0-0-0		2-0-0	
1-1-0		0-0-0	0-0-0		AWAY		0-0-0		0-0-0		1-1-0	
0-0-0		0-0-0	0-0-0		NEUTRAL		0-0-0		0-0-0		0-0-0	
RPI S	Opponent	Score	RPI S	Opponent	Score	RPI S	Opponent	Score	RPI S	Opponent	Score	
			43 A	South Fla.	0 3	57 H	Monmouth	0 1	127 N	Jacksonville	2 3	
									168 A	Binghamton	1 3	
									177 H	Duquesne	0 1	
									205 A	Buffalo	2 1	
									209 H	Ohio	1 2	
									238 A	Marist	0 1	
									281 H	Manhattan	2 1	
									294 A	Robert Morris	1 2	
									312 H	Youngstown St.	1 2	
									316 H	Canisius	1 0	
									321 A	Saint Peter's	2 1	
LAST 10 GAMES												
			321 A	Saint Peter's	2 1	205 A	Buffalo	2 1				
			316 H	Canisius	1 0	177 H	Duquesne	0 1				
			281 H	Manhattan	2 1	168 A	Binghamton	1 3				
			238 A	Marist	0 1	209 H	Ohio	1 2				
			57 H	Monmouth	0 1	43 A	South Fla.	0 3				

Non-Div. I Games:

Niagara

Average RPI Win: 303		WON-LOST RECORD		WINNING PCT. RANK		LAST 10 GAMES		STRENGTH OF SCHEDULE		OPP. STRENGTH OF SCHEDULE		TEAM RPI		ADJ RPI		CONF. RPI		ADJ CONF. RPI	
DIV. I ONLY		3-6-1		.35 242		2-5-1		267		278		283		.40677 284		18		19	
DIV. I NON-CONF.		2-4-1		.35714 241		1-3-1		300		289		297		.38634 294		23		23	
TOTALS		RPI 1-25		RPI 26-50		W-L RECORDS		RPI 51-100		RPI 101-150		RPI 150+							
3-6-1		0-0-0		0-0-0		OVERALL		0-2-0		0-1-0		3-3-1							
2-1-0		0-0-0		0-0-0		HOME		0-1-0		0-0-0		2-0-0							
1-5-0		0-0-0		0-0-0		AWAY		0-1-0		0-1-0		1-3-0							
0-0-1		0-0-0		0-0-0		NEUTRAL		0-0-0		0-0-0		0-0-1							
2-4-1		0-0-0		0-0-0		NON-CONFERENCE		0-1-0		0-1-0		2-2-1							
2-0-0		0-0-0		0-0-0		HOME		0-0-0		0-0-0		2-0-0							
0-4-0		0-0-0		0-0-		AWAY		0-1-0		0-1-0		0-2-0							
0-0-1		0-0-0		0-0-0		NEUTRAL		0-0-0		0-0-0		0-0-1							
1-2-0		0-0-0		0-0-0		CONFERENCE		0-1-0		0-0-0		1-1-0							
0-1-0		0-0-0		0-0-0		HOME		0-1-0		0-0-0		0-0-0							
1-1-0		0-0-0		0-0-0		AWAY		0-0-0		0-0-0		1-1-0							
0-0-0		0-0-0		0-0-0		NEUTRAL		0-0-0		0-0-0		0-0-0							
RPI	S	Opponent		Score	RPI	S	Opponent		Score	RPI	S	Opponent		Score					
							63 H Stephen F. Austin		0 1	126 A		North Texas		0 3					
							99 A SMU		0 4	179 A		Texas St.		1 2					
										208 N		South Dakota St.		0 0					
										234 A		UTSA		0 1					
										244 A		Northwestern St.		1 2					
										263 A		McNeese St.		1 0					
										318 H		Prairie View		3 0					
										327 H		Texas Southern		6 0					
LAST 10 GAMES																			
							63 H Stephen F. Austin		0 1	318 H		Prairie View		3 0					
							244 A Northwestern St.		1 2	126 A		North Texas		0 3					
							263 A McNeese St.		1 0	208 N		South Dakota St.		0 0					
							99 A SMU		0 4	234 A		UTSA		0 1					
							179 A Texas St.		1 2	327 H		Texas Southern		6 0					

Non-Div. I Games: Abilene Christian 1 2 Incarnate Word 3 1

Sam Houston St.

Average RPI Win:	271	WON-LOST	WINNING	LAST 10	STRENGTH OF	OPP. STRENGTH	TEAM	ADJ	CONF.	ADJ CONF.		
Average RPI Loss:	189	RECORD	PCT. RANK	GAMES	SCHEDULE	OF SCHEDULE	RPI	RPI	RPI	RPI		
DIV. I ONLY		3-4-3	.45	189	1-2-0	317	189	286	.40568	285	24	24
DIV. I NON-CONF.		3-3-3	.5	147	1-1-0	312	173	259	.42142	261	24	24
<hr/>												
TOTALS	RPI 1-25		RPI 26-50		W-L RECORDS		RPI 51-100		RPI 101-150		RPI 150+	
3-4-3	0-0-0		0-0-0		OVERALL		0-1-0		0-1-1		3-2-2	
1-2-1	0-0-0		0-0-0		HOME		0-0-0		0-1-1		1-1-0	
1-2-1	0-0-0		0-0-0		AWAY		0-1-0		0-0-0		1-1-1	
1-0-1	0-0-0		0-0-0		NEUTRAL		0-0-0		0-0-0		1-0-1	
3-3-3	0-0-0		0-0-0		NON-CONFERENCE		0-1-0		0-1-1		3-1-2	
1-2-1	0-0-0		0-0-0		HOME		0-0-0		0-1-1		1-1-0	
1-1-1	0-0-0		0-0-		AWAY		0-1-0		0-0-0		1-0-1	
1-0-1	0-0-0		0-0-0		NEUTRAL		0-0-0		0-0-0		1-0-1	
0-1-0	0-0-0		0-0-0		CONFERENCE		0-0-0		0-0-0		0-1-0	
0-0-0	0-0-0		0-0-0		HOME		0-0-0		0-0-0		0-0-0	
0-1-0	0-0-0		0-0-0		AWAY		0-0-0		0-0-0		0-1-0	
0-0-0	0-0-0		0-0-0		NEUTRAL		0-0-0		0-0-0		0-0-0	
RPI	S	Opponent	Score	RPI	S	Opponent	Score	RPI	S	Opponent	Score	
						88 A	Creighton	0		4		
										128 H	Iowa St.	1
											1	3
										139 H	Loyola Chicago	1
											1	1
										216 N	Nevada	0
											0	0
										247 N	Northern Ill.	3
											1	
										250 A	Wyoming	2
											1	
										267 H	Drake	2
											3	
										274 A	Neb. Omaha	0
											2	
										304 A	North Dakota	2
											2	
										317 H	UNI	3
											0	
LAST 10 GAMES												
						274 A	Neb. Omaha	0		2		
						267 H	Drake	2		3		
						317 H	UNI	3		0		
						304 A	North Dakota	2		2		
						88 A	Creighton	0		4		
						216 N	Nevada	0		0		
						247 N	Northern Ill.	3		1		
						250 A	Wyoming	2		1		
						128 H	Iowa St.	1		3		
						139 H	Loyola Chicago	1		1		

Non-Div. I Games: St. Mary (NE) 4 1 UC-Colo. Springs 3 0

South Dakota

Average RPI Win: 282		WON-LOST	WINNING	LAST 10	STRENGTH OF		OPP. STRENGTH	TEAM	ADJ	CONF.	ADJ CONF.		
Average RPI Loss: 197		RECORD	PCT. RANK	GAMES	SCHEDULE		OF SCHEDULE	RPI	RPI	RPI	RPI		
DIV. I ONLY		3-7-0	.3	270	3-6-0		230	304	284	.40474	286	13	13
DIV. I NON-CONF.		3-3-0	.5	147	3-2-0		245	324	233	.4416	237	13	13
TOTALS		RPI 1-25	RPI 26-50		W-L RECORDS		RPI 51-100		RPI 101-150		RPI 150+		
3-7-0		0-0-0	0-0-0		OVERALL		0-1-0		0-1-0		3-5-0		
1-4-0		0-0-0	0-0-0		HOME		0-1-0		0-1-0		1-2-0		
1-3-0		0-0-0	0-0-0		AWAY		0-0-0		0-0-0		1-3-0		
1-0-0		0-0-0	0-0-0		NEUTRAL		0-0-0		0-0-0		1-0-0		
3-3-0		0-0-0	0-0-0		NON-CONFERENCE		0-0-0		0-1-0		3-2-0		
1-1-0		0-0-0	0-0-0		HOME		0-0-0		0-1-0		1-0-0		
1-2-0		0-0-0	0-0-		AWAY		0-0-0		0-0-0		1-2-0		
1-0-0		0-0-0	0-0-0		NEUTRAL		0-0-0		0-0-0		1-0-0		
0-4-0		0-0-0	0-0-0		CONFERENCE		0-1-0		0-0-0		0-3-0		
0-3-0		0-0-0	0-0-0		HOME		0-1-0		0-0-0		0-2-0		
0-1-0		0-0-0	0-0-0		AWAY		0-0-0		0-0-0		0-1-0		
0-0-0		0-0-0	0-0-0		NEUTRAL		0-0-0		0-0-0		0-0-0		
RPI	S	Opponent	Score	RPI	S	Opponent	Score	RPI	S	Opponent	Score		
						84 H Furman	0 9						

Non-Div. I Games: Tenn. Temple 5 0

Chattanooga

Average RPI Win:	290	WON-LOST RECORD	WINNING PCT. RANK	LAST 10 GAMES	STRENGTH OF SCHEDULE	OPP. STRENGTH OF SCHEDULE	TEAM RPI	ADJ RPI	CONF. RPI	ADJ CONF. RPI							
DIV. I ONLY		5-5-2	.5 149	4-3-2	324	198	288	.40441	287	22	22						
DIV. I NON-CONF.		3-4-1	.4375 197	2-2-1	322	207	294	.38894	291	20	20						
<hr/>																	
TOTALS	RPI 1-25	RPI 26-50		W-L RECORDS		RPI 51-100		RPI 101-150		RPI 150+							
5-5-2	0-0-0	0-0-0		OVERALL		0-0-0		0-1-1		5-4-1							
2-1-2	0-0-0	0-0-0		HOME		0-0-0		0-1-1		2-0-1							
3-4-0	0-0-0	0-0-0		AWAY		0-0-0		0-0-0		3-4-0							
0-0-0	0-0-0	0-0-0		NEUTRAL		0-0-0		0-0-0		0-0-0							
<hr/>																	
3-4-1	0-0-0	0-0-0		NON-CONFERENCE		0-0-0		0-1-0		3-3-1							
1-1-1	0-0-0	0-0-0		HOME		0-0-0		0-1-0		1-0-1							
2-3-0	0-0-0	0-0-		AWAY		0-0-0		0-0-0		2-3-0							
0-0-0	0-0-0	0-0-0		NEUTRAL		0-0-0		0-0-0		0-0-0							
<hr/>																	
2-1-1	0-0-0	0-0-0		CONFERENCE		0-0-0		0-0-1		2-1-0							
1-0-1	0-0-0	0-0-0		HOME		0-0-0		0-0-1		1-0-0							
1-1-0	0-0-0	0-0-0		AWAY		0-0-0		0-0-0		1-1-0							
0-0-0	0-0-0	0-0-0		NEUTRAL		0-0-0		0-0-0		0-0-0							
<hr/>																	
RPI S	Opponent	Score	RPI S	Opponent	Score	RPI S	Opponent	Score	RPI S	Opponent	Score						
						131 H Northern Colo.						0	0				
						145 H UNLV						0	1				
						159 A UC Davis						0	1				
						191 A Cal Poly						0	4				
						204 H Fresno St.						2	2				
						216 A Nevada						2	3				
						245 A Montana						3	0				
						275 A Eastern Wash.						1	2				
						295 H San Jose St.						1	0				
						298 A Pacific						2	1				
						304 H North Dakota						1	0				
						310 A Bakersfield						3	1				
						<hr/>											
									LAST 10 GAMES								
			275 A Eastern Wash.			1	2	204 H Fresno St.			2	2					
			245 A Montana			3	0	216 A Nevada			2	3					
			131 H Northern Colo.			0	0	295 H San Jose St.			1	0					
			304 H North Dakota			1	0	145 H UNLV			0	1					
			298 A Pacific			2	1	310 A Bakersfield			3	1					

Non-Div. I Games:	Fresno Pacific	1	0
--------------------------	-----------------------	----------	----------

Sacramento St.

Average RPI Win:	260	WON-LOST RECORD	WINNING PCT. RANK	LAST 10 GAMES	STRENGTH OF SCHEDULE	OPP. STRENGTH OF SCHEDULE	TEAM RPI	ADJ RPI	CONF. RPI	ADJ CONF. RPI	
Average RPI Loss:	209										
DIV. I ONLY	2-6-2	.3	270	2-6-2	229	317	287	.40416	288	27	27
DIV. I NON-CONF.	2-5-2	.33333	244	2-5-2	222	320	272	.41278	272	27	27
<hr/>											
TOTALS	RPI 1-25	RPI 26-50		W-L RECORDS		RPI 51-100		RPI 101-150		RPI 150+	
2-6-2	0-0-0	0-0-0		OVERALL		0-0-0		0-1-0		2-5-2	
1-2-2	0-0-0	0-0-0		HOME		0-0-0		0-0-0		1-2-2	
1-4-0	0-0-0	0-0-0		AWAY		0-0-0		0-1-0		1-3-0	
0-0-0	0-0-0	0-0-0		NEUTRAL		0-0-0		0-0-0		0-0-0	
2-5-2	0-0-0	0-0-0		NON-CONFERENCE		0-0-0		0-1-0		2-4-2	
1-2-2	0-0-0	0-0-0		HOME		0-0-0		0-0-0		1-2-2	
1-3-0	0-0-0	0-0-		AWAY		0-0-0		0-1-0		1-2-0	
0-0-0	0-0-0	0-0-0		NEUTRAL		0-0-0		0-0-0		0-0-0	
0-1-0	0-0-0	0-0-0		CONFERENCE		0-0-0		0-0-0		0-1-0	
0-0-0	0-0-0	0-0-0		HOME		0-0-0		0-0-0		0-0-0	
0-1-0	0-0-0	0-0-0		AWAY		0-0-0		0-0-0		0-1-0	
0-0-0	0-0-0	0-0-0		NEUTRAL		0-0-0		0-0-0		0-0-0	
RPI	S	Opponent	Score	RPI	S	Opponent	Score	RPI	S	Opponent	Score
								113	A	Penn	0 4
								187	A	Fairleigh Dickinson	2 3
								190	H	George Washington	0 0
								193	A	UMBC	1 0
								206	H	Temple	0 1
								214	A	Towson	1 4
								243	H	Bucknell	0 2
								260	H	Iona	1 1
								289	A	Rider	1 4
								326	H	Delaware St.	3 1
LAST 10 GAMES											

Non-Div. I Games:

Mt. St. Mary's

Average RPI Win: 245		WON-LOST	WINNING	LAST 10	STRENGTH OF		OPP. STRENGTH	TEAM	ADJ	CONF.	ADJ CONF.
Average RPI Loss: 249		RECORD	PCT. RANK	GAMES	SCHEDULE		OF SCHEDULE	RPI	RPI	RPI	RPI
DIV. I ONLY		4-6-0	.4	222	4-6-0		302	290	290	.40031	289
DIV. I NON-CONF.		3-3-0	.5	147	3-3-0		287	267	249	.43439	250
TOTALS		RPI 1-25	RPI 26-50		W-L RECORDS		RPI 51-100		RPI 101-150		RPI 150+
4-6-0	0-0-0	0-0-0		OVERALL		0-0-0		0-0-0		4-6-0	
3-0-0	0-0-0	0-0-0		HOME		0-0-0		0-0-0		3-0-0	
1-6-0	0-0-0	0-0-0		AWAY		0-0-0		0-0-0		1-6-0	
0-0-0	0-0-0	0-0-0		NEUTRAL		0-0-0		0-0-0		0-0-0	
3-3-0	0-0-0	0-0-0		NON-CONFERENCE		0-0-0		0-0-0		3-3-0	
2-0-0	0-0-0	0-0-0		HOME		0-0-0		0-0-0		2-0-0	
1-3-0	0-0-0	0-0-		AWAY		0-0-0		0-0-0		1-3-0	
0-0-0	0-0-0	0-0-0		NEUTRAL		0-0-0		0-0-0		0-0-0	
1-3-0	0-0-0	0-0-0		CONFERENCE		0-0-0		0-0-0		1-3-0	
1-0-0	0-0-0	0-0-0		HOME		0-0-0		0-0-0		1-0-0	
0-3-0	0-0-0	0-0-0		AWAY		0-0-0		0-0-0		0-3-0	
0-0-0	0-0-0	0-0-0		NEUTRAL		0-0-0		0-0-0		0-0-0	
RPI S	Opponent	Score	RPI S	Opponent	Score	RPI S	Opponent	Score	RPI S	Opponent	Score
									187 A	Fairleigh Dickinson	0 2
									206 A	Temple	1 0
									233 H	Siena	1 0
									238 A	Marist	0 5
									241 A	Quinnipiac	0 2
									243 A	Bucknell	0 3
									252 H	Bryant	3 1
									270 A	NJIT	0 2
									288 H	Mt. St. Mary's	4 1
									316 A	Canisius	1 2
LAST 10 GAMES											
						238 A	Marist	0 5	206 A	Temple	1 0
						241 A	Quinnipiac	0 2	288 H	Mt. St. Mary's	4 1
						316 A	Canisius	1 2	187 A	Fairleigh Dickinson	0 2
						233 H	Siena	1 0	252 H	Bryant	3 1
						270 A	NJIT	0 2	243 A	Bucknell	0 3

Non-Div. I Games:

Rider

Average RPI Win: 291		WON-LOST RECORD		WINNING PCT. RANK		LAST 10 GAMES		STRENGTH OF SCHEDULE		OPP. STRENGTH OF SCHEDULE		TEAM RPI		ADJ RPI		CONF. RPI		ADJ CONF. RPI	
DIV. I ONLY		4-8-1		.34615 244		4-6-0		286		262		291		.39802 290		17		17	
DIV. I NON-CONF.		4-4-1		.5 147		4-2-0		311		256		269		.41446 269		18		18	
TOTALS		RPI 1-25		RPI 26-50		W-L RECORDS		RPI 51-100		RPI 101-150		RPI 150+							
4-8-1		0-0-0		0-0-0		OVERALL		0-3-0		0-0-0		4-5-1							
3-2-1		0-0-0		0-0-0		HOME		0-1-0		0-0-0		3-1-1							
1-6-0		0-0-0		0-0-0		AWAY		0-2-0		0-0-0		1-4-0							
0-0-0		0-0-0		0-0-0		NEUTRAL		0-0-0		0-0-0		0-0-0							
4-4-1		0-0-0		0-0-0		NON-CONFERENCE		0-2-0		0-0-0		4-2-1							
3-0-1		0-0-0		0-0-0		HOME		0-0-0		0-0-0		3-0-1							
1-4-0		0-0-0		0-0-		AWAY		0-2-0		0-0-0		1-2-0							
0-0-0		0-0-0		0-0-0		NEUTRAL		0-0-0		0-0-0		0-0-0							
0-4-0		0-0-0		0-0-0		CONFERENCE		0-1-0		0-0-0		0-3-0							
0-2-0		0-0-0		0-0-0		HOME		0-1-0		0-0-0		0-1-0							
0-2-0		0-0-0		0-0-0		AWAY		0-0-0		0-0-0		0-2-0							
0-0-0		0-0-0		0-0-0		NEUTRAL		0-0-0		0-0-0		0-0-0							
RPI	S	Opponent		Score		RPI	S	Opponent		Score		RPI	S	Opponent		Score			

Non-Div. I Games:

Northern Ky.

Average RPI Win:	212	WON-LOST	WINNING	LAST 10	STRENGTH OF	OPP. STRENGTH	TEAM	ADJ	CONF.	ADJ CONF.	
Average RPI Loss:	169	RECORD	PCT. RANK	GAMES	SCHEDULE	OF SCHEDULE	RPI	RPI	RPI	RPI	
DIV. I ONLY	2-8-1	.22727	296	2-7-1	244	211	293	.39535	291	27	27
DIV. I NON-CONF.	2-7-1	.25	275	2-6-1	248	224	286	.39955	286	27	27
<hr/>											
TOTALS	RPI 1-25	RPI 26-50		W-L RECORDS		RPI 51-100		RPI 101-150		RPI 150+	
2-8-1	0-0-0	0-0-0		OVERALL		0-1-0		1-2-0		1-5-1	
1-3-0	0-0-0	0-0-0		HOME		0-0-0		1-0-0		0-3-0	
1-4-1	0-0-0	0-0-0		AWAY		0-1-0		0-2-0		1-1-1	
0-1-0	0-0-0	0-0-0		NEUTRAL		0-0-0		0-0-0		0-1-0	
<hr/>											
2-7-1	0-0-0	0-0-0		NON-CONFERENCE		0-1-0		1-2-0		1-4-1	
1-2-0	0-0-0	0-0-0		HOME		0-0-0		1-0-0		0-2-0	
1-4-1	0-0-0	0-0-		AWAY		0-1-0		0-2-0		1-1-1	
0-1-0	0-0-0	0-0-0		NEUTRAL		0-0-0		0-0-0		0-1-0	
<hr/>											
0-1-0	0-0-0	0-0-0		CONFERENCE		0-0-0		0-0-0		0-1-0	
0-1-0	0-0-0	0-0-0		HOME		0-0-0		0-0-0		0-1-0	
0-0-0	0-0-0	0-0-0		AWAY		0-0-0		0-0-0		0-0-0	
0-0-0	0-0-0	0-0-0		NEUTRAL		0-0-0		0-0-0		0-0-0	
<hr/>											
RPI	S	Opponent	Score	RPI	S	Opponent	Score	RPI	S	Opponent	Score
								81	A	Delaware	0 2
								102	H	Seton Hall	1 0
								138	A	Harvard	0 1
								145	A	UNLV	2 3
								151	H	Saint Francis (PA)	0 2
								175	A	Columbia	0 3
								185	H	Saint Joseph's	0 1
								214	H	Towson	0 3
								238	A	Marist	1 1
								264	N	New Mexico St.	0 1
321	A	Saint Peter's	5 1								
<hr/>											
LAST 10 GAMES											
151 H Saint Francis (PA)				0	2	321 A Saint Peter's				5	1
175 A Columbia				0	3	238 A Marist				1	1
214 H Towson				0	3	145 A UNLV				2	3
81 A Delaware				0	2	264 N New Mexico St.				0	1
138 A Harvard				0	1	102 H Seton Hall				1	0

Non-Div. I Games:

LIU Brooklyn

Average RPI Win:	275	WON-LOST RECORD	WINNING PCT. RANK	LAST 10 GAMES	STRENGTH OF SCHEDULE	OPP. STRENGTH OF SCHEDULE	TEAM RPI	ADJ RPI	CONF. RPI	ADJ CONF. RPI	
Average RPI Loss:	246										
DIV. I ONLY	6-5-1	.54167	131	4-4-1	322	305	289	.39438	292	31	31
DIV. I NON-CONF.	5-5-1	.5	147	3-4-1	321	303	291	.38433	297	31	31
<hr/>											
TOTALS	RPI 1-25	RPI 26-50		W-L RECORDS		RPI 51-100		RPI 101-150		RPI 150+	
6-5-1	0-0-0	0-0-0		OVERALL		0-1-0		1-0-0		5-4-1	
4-2-0	0-0-0	0-0-0		HOME		0-1-0		1-0-0		3-1-0	
2-2-0	0-0-0	0-0-0		AWAY		0-0-0		0-0-0		2-2-0	
0-1-1	0-0-0	0-0-0		NEUTRAL		0-0-0		0-0-0		0-1-1	
<hr/>											
5-5-1	0-0-0	0-0-0		NON-CONFERENCE		0-1-0		1-0-0		4-4-1	
3-2-0	0-0-0	0-0-0		HOME		0-1-0		1-0-0		2-1-0	
2-2-0	0-0-0	0-0-		AWAY		0-0-0		0-0-0		2-2-0	
0-1-1	0-0-0	0-0-0		NEUTRAL		0-0-0		0-0-0		0-1-1	
<hr/>											
1-0-0	0-0-0	0-0-0		CONFERENCE		0-0-0		0-0-0		1-0-0	
1-0-0	0-0-0	0-0-0		HOME		0-0-0		0-0-0		1-0-0	
0-0-0	0-0-0	0-0-0		AWAY		0-0-0		0-0-0		0-0-0	
0-0-0	0-0-0	0-0-0		NEUTRAL		0-0-0		0-0-0		0-0-0	
<hr/>											
RPI	S	Opponent	Score	RPI	S	Opponent	Score	RPI	S	Opponent	Score
				90 H UAB 2 3							
				141 H Presbyterian 2 1							
				231 H Stetson 0 1							
				246 N USC Upstate 0 0							
				258 H UNC Asheville 1 0							
				286 N Chattanooga 1 5							
				299 H Gardner-Webb 2 0							
				300 A Alabama St. 0 5							
				301 H Howard 2 0							
				322 A Alabama A&M 7 0							
				324 A VMI 1 2							
				327 A Texas Southern 3 2							
<hr/>											
				LAST 10 GAMES							
301 H Howard 2 0				231 H Stetson 0 1							
327 A Texas Southern 3 2				324 A VMI 1 2							
258 H UNC Asheville 1 0				90 H UAB 2 3							
286 N Chattanooga 1 5				299 H Gardner-Webb 2 0							
246 N USC Upstate 0 0				141 H Presbyterian 2 1							

Non-Div. I Games:	Emmanuel (GA)	0	1
-------------------	---------------	---	---

South Carolina St.

Average RPI Win: 300		WON-LOST	WINNING	LAST 10	STRENGTH OF		OPP. STRENGTH	TEAM	ADJ		CONF.	ADJ CONF.
Average RPI Loss: 176		RECORD	PCT. RANK	GAMES	SCHEDULE		OF SCHEDULE	RPI	RPI		RPI	RPI
DIV. I ONLY		4-7-1	.375	230	3-6-1		305	249	292		.39385	293
DIV. I NON-CONF.		3-4-1	.4375	197	2-3-1		325	259	311		.35366	311
TOTALS		RPI 1-25	RPI 26-50		W-L RECORDS		RPI 51-100		RPI 101-150		RPI 150+	
4-7-1		0-0-0	0-0-0		OVERALL		0-0-0		0-3-0		4-4-1	
3-3-0		0-0-0	0-0-0		HOME		0-0-0		0-2-0		3-1-0	
1-4-1		0-0-0	0-0-0		AWAY		0-0-0		0-1-0		1-3-1	
0-0-0		0-0-0	0-0-0		NEUTRAL		0-0-0		0-0-0		0-0-0	
3-4-1		0-0-0	0-0-0		NON-CONFERENCE		0-0-0		0-0-0		3-4-1	
3-1-0		0-0-0	0-0-0		HOME		0-0-0		0-0-0		3-1-0	
0-3-1		0-0-0	0-0-		AWAY		0-0-0		0-0-0		0-3-1	
0-0-0		0-0-0	0-0-0		NEUTRAL		0-0-0		0-0-0		0-0-0	
1-3-0		0-0-0	0-0-0		CONFERENCE		0-0-0		0-3-0		1-0-0	
0-2-0		0-0-0	0-0-0		HOME		0-0-0		0-2-0		0-0-0	
1-1-0		0-0-0	0-0-0		AWAY		0-0-0		0-1-0		1-0-0	
0-0-0		0-0-0	0-0-0		NEUTRAL		0-0-0		0-0-0		0-0-0	
RPI S	Opponent	Score	RPI S	Opponent	Score	RPI S	Opponent	Score	RPI S	Opponent	Score	
									108	A Liberty	0	1
									111	H Radford	1	2
									141	H Presbyterian	1	2
									165	A Citadel	1	2
									200	A Mercer	0	4
									246	H USC Upstate	1	2
									249	A Ga. Southern	0	0
									258	A UNC Asheville	3	0
									259	A Col. of Charleston	1	2
									309	H Jacksonville St.	4	2
									315	H Francis Marion	1	0
									316	H Canisius	5	3
LAST 10 GAMES												
									249	A Ga. Southern	0	0
									200	A Mercer	0	4
									165	A Citadel	1	2
									309	H Jacksonville St.	4	2
									316	H Canisius	5	3
									258	A UNC Asheville	3	0
									141	H Presbyterian	1	2
									111	H Radford	1	2
									108	A Liberty	0	1
									246	H USC Upstate	1	2

Non-Div. I Games:

Charleston So.

Average RPI Win: 282		WON-LOST RECORD		WINNING PCT. RANK		LAST 10 GAMES		STRENGTH OF SCHEDULE		OPP. STRENGTH OF SCHEDULE		TEAM RPI		ADJ RPI		CONF. RPI		ADJ CONF. RPI		
DIV. I ONLY		4-6-1		.40909 216		1-2-0		312		280		294		.39166 294		27		27		
DIV. I NON-CONF.		4-5-1		.45 184		1-1-0		302		297		277		.40716 278		27		27		
TOTALS		RPI 1-25		RPI 26-50		W-L RECORDS		RPI 51-100		RPI 101-150		RPI 150+								
4-6-1		0-0-0		0-0-0		OVERALL		0-0-0		0-0-1		4-6-0								
3-0-1		0-0-0		0-0-0		HOME		0-0-0		0-0-1		3-0-0								
1-6-0		0-0-0		0-0-0		AWAY		0-0-0		0-0-0		1-5-0								
0-0-0		0-0-0		0-0-0		NEUTRAL		0-0-0		0-0-0		0-0-0								
4-5-1		0-0-0		0-0-0		NON-CONFERENCE		0-0-0		0-0-1		4-5-0								
3-0-1		0-0-0		0-0-0		HOME		0-0-0		0-0-1		3-0-0								
1-5-0		0-0-0		0-0-		AWAY		0-0-0		0-0-0		1-5-0								
0-0-0		0-0-0		0-0-0		NEUTRAL		0-0-0		0-0-0		0-0-0								
0-1-0		0-0-0		0-0-0		CONFERENCE		0-0-0		0-0-0		0-1-0								
0-0-0		0-0-0		0-0-0		HOME		0-0-0		0-0-0		0-0-0								
0-1-0		0-0-0		0-0-0		AWAY		0-0-0		0-0-0		0-1-0								
0-0-0		0-0-0		0-0-0		NEUTRAL		0-0-0		0-0-0		0-0-0								
RPI	S	Opponent		Score	RPI	S	Opponent		Score	RPI	S	Opponent		Score	RPI	S	Opponent		Score	
												147	H	Pittsburgh	1		1			
												177	A	Duquesne	1		3			
												193	A	UMBC	1		2			
												226	A	Central Conn. St.	1		2			
												230	A	Cleveland St.	0		3			
												243	H	Bucknell	3		1			
												255	A	St. Bonaventure	0		2			
												283	H	Niagara	2		1			
												290	H	Northern Ky.	1		0			
												301	A	Howard	0		1			
												312	A	Youngstown St.	1		0			
LAST 10 GAMES																				
						312	A	Youngstown St.	1		0				301	A	Howard	0		1
						177	A	Duquesne	1		3				193	A	UMBC	1		2
						226	A	Central Conn. St.	1		2				147	H	Pittsburgh	1		1
						255	A	St. Bonaventure	0		2				243	H	Bucknell	3		1
						230	A	Cleveland St.	0		3				283	H	Niagara	2		1

Non-Div. I Games:

Robert Morris

Average RPI Win: 222		WON-LOST RECORD		WINNING PCT. RANK		LAST 10 GAMES		STRENGTH OF SCHEDULE		OPP. STRENGTH OF SCHEDULE		TEAM RPI		ADJ RPI		CONF. RPI		ADJ CONF. RPI	
DIV. I ONLY		2-10-0		.16667 309		2-8-0		214		219		295		.39109 295		19		18	
DIV. I NON-CONF.		1-7-0		.125 305		1-5-0		181		238		296		.38658 293		16		16	
TOTALS		RPI 1-25		RPI 26-50		W-L RECORDS		RPI 51-100		RPI 101-150		RPI 150+							
2-10-0		0-1-0		0-0-0		OVERALL		0-1-0		1-3-0		1-5-0							
2-2-0		0-0-0		0-0-0		HOME		0-0-0		1-1-0		1-1-0							
0-7-0		0-1-0		0-0-0		AWAY		0-1-0		0-2-0		0-3-0							
0-1-0		0-0-0		0-0-0		NEUTRAL		0-0-0		0-0-0		0-1-0							
1-7-0		0-1-0		0-0-0		NON-CONFERENCE		0-1-0		0-2-0		1-3-0							
1-1-0		0-0-0		0-0-0		HOME		0-0-0		0-1-0		1-0-0							
0-5-0		0-1-0		0-0-		AWAY		0-1-0		0-1-0		0-2-0							
0-1-0		0-0-0		0-0-0		NEUTRAL		0-0-0		0-0-0		0-1-0							
1-3-0		0-0-0		0-0-0		CONFERENCE		0-0-0		1-1-0		0-2-0							
1-1-0		0-0-0		0-0-0		HOME		0-0-0		1-0-0		0-1-0							
0-2-0		0-0-0		0-0-0		AWAY		0-0-0		0-1-0		0-1-0							
0-0-0		0-0-0		0-0-0		NEUTRAL		0-0-0		0-0-0		0-0-0							
RPI	S	Opponent		Score		RPI	S	Opponent		Score		RPI	S	Opponent		Score			
17	A	California		0 3								80	A	San Diego		1 5			
												123	A	San Diego St.		0 2			
												133	A	San Francisco		1 2			
												143	H	UC Santa Barbara		0 2			
												145	H	UNLV		1 0			
												191	A	Cal Poly		0 3			
												216	H	Nevada		1 2			
												223	A	New Mexico		1 2			
												227	N	UC Riverside		1 2			
												287	A	Sacramento St.		0 1			
												298	H	Pacific		3 2			
LAST 10 GAMES																			
						216	H	Nevada		1 2		143	H	UC Santa Barbara		0 2			
						145	H	UNLV		1 0		287	A	Sacramento St.		0 1			
						123	A	San Diego St.		0 2		191	A	Cal Poly		0 3			
						223	A	New Mexico		1 2		17	A	California		0 3			
						298	H	Pacific		3 2		133	A	San Francisco		1 2			

Non-Div. I Games:

San Jose St.

Average RPI Win: 275		WON-LOST RECORD	WINNING PCT. RANK		LAST 10 GAMES	STRENGTH OF SCHEDULE	OPP. STRENGTH OF SCHEDULE	TEAM RPI	ADJ RPI	CONF. RPI	ADJ CONF. RPI		
Average RPI Loss: 177													
DIV. I ONLY		3-9-0	.25	287	3-7-0	260	235	297	.38809	296	30	30	
DIV. I NON-CONF.		0-7-0	0	316	0-5-0	165	185	307	.3661	307	29	29	
<hr/>													
TOTALS		RPI 1-25		RPI 26-50		W-L RECORDS		RPI 51-100		RPI 101-150		RPI 150+	
3-9-0		0-0-0		0-1-0		OVERALL		0-2-0		0-1-0		3-5-0	
2-3-0		0-0-0		0-0-0		HOME		0-0-0		0-1-0		2-2-0	
1-6-0		0-0-0		0-1-0		AWAY		0-2-0		0-0-0		1-3-0	
0-0-0		0-0-0		0-0-0		NEUTRAL		0-0-0		0-0-0		0-0-0	
0-7-0		0-0-0		0-1-0		NON-CONFERENCE		0-2-0		0-1-0		0-3-0	
0-2-0		0-0-0		0-0-0		HOME		0-0-0		0-1-0		0-1-0	
0-5-0		0-0-0		0-0-		AWAY		0-2-0		0-0-0		0-2-0	
0-0-0		0-0-0		0-0-0		NEUTRAL		0-0-0		0-0-0		0-0-0	
3-2-0		0-0-0		0-0-0		CONFERENCE		0-0-0		0-0-0		3-2-0	
2-1-0		0-0-0		0-0-0		HOME		0-0-0		0-0-0		2-1-0	
1-1-0		0-0-0		0-0-0		AWAY		0-0-0		0-0-0		1-1-0	
0-0-0		0-0-0		0-0-0		NEUTRAL		0-0-0		0-0-0		0-0-0	
RPI	S	Opponent	Score	RPI	S	Opponent	Score	RPI	S	Opponent	Score		
				32	A	Washington St.	0 5	88	A	Creighton	1 6		
								93	A	Weber St.	0 3		
										145	H	UNLV	0 1
										181	H	UMKC	1 2
										192	A	Idaho St.	0 2
										248	A	Utah Valley	1 0
										264	H	New Mexico St.	3 2
										275	H	Eastern Wash.	1 2
										276	A	North Dakota St.	2 3
										310	A	Bakersfield	0 1
										314	H	Grand Canyon	3 1
<hr/>													
LAST 10 GAMES													
				310	A	Bakersfield	0 1	145	H	UNLV	0 1		
				248	A	Utah Valley	1 0	275	H	Eastern Wash.	1 2		
				181	H	UMKC	1 2	88	A	Creighton	1 6		
				264	H	New Mexico St.	3 2	276	A	North Dakota St.	2 3		
				314	H	Grand Canyon	3 1	32	A	Washington St.	0 5		

Non-Div. I Games:

Idaho

Average RPI Win: 227		WON-LOST RECORD		WINNING PCT. RANK		LAST 10 GAMES		STRENGTH OF SCHEDULE		OPP. STRENGTH OF SCHEDULE		TEAM RPI		ADJ RPI		CONF. RPI		ADJ CONF. RPI	
DIV. I ONLY		2-10-0		.16667 309		2-7-0		149		323		296		.38517 297		28		28	
DIV. I NON-CONF.		1-7-0		.125 305		1-4-0		171		318		304		.37237 304		28		28	
TOTALS		RPI 1-25		RPI 26-50		W-L RECORDS		RPI 51-100		RPI 101-150		RPI 150+							
2-10-0		0-0-0		0-0-0		OVERALL		0-0-0		0-2-0		2-8-0							
0-5-0		0-0-0		0-0-0		HOME		0-0-0		0-1-0		0-4-0							
2-4-0		0-0-0		0-0-0		AWAY		0-0-0		0-1-0		2-3-0							
0-1-0		0-0-0		0-0-0		NEUTRAL		0-0-0		0-0-0		0-1-0							
1-7-0		0-0-0		0-0-0		NON-CONFERENCE		0-0-0		0-1-0		1-6-0							
0-3-0		0-0-0		0-0-0		HOME		0-0-0		0-0-0		0-3-0							
1-3-0		0-0-0		0-0-		AWAY		0-0-0		0-1-0		1-2-0							
0-1-0		0-0-0		0-0-0		NEUTRAL		0-0-0		0-0-0		0-1-0							
1-3-0		0-0-0		0-0-0		CONFERENCE		0-0-0		0-1-0		1-2-0							
0-2-0		0-0-0		0-0-0		HOME		0-0-0		0-1-0		0-1-0							
1-1-0		0-0-0		0-0-0		AWAY		0-0-0		0-0-0		1-1-0							
0-0-0		0-0-0		0-0-0		NEUTRAL		0-0-0		0-0-0		0-0-0							
RPI	S	Opponent		Score	RPI	S	Opponent		Score	RPI	S	Opponent		Score					

Non-Div. I Games: Findlay 3 1

Tennessee Tech

[illegible]

Non-Div. I Games:

Pacific

Average RPI Win:	302	WON-LOST	WINNING	LAST 10	STRENGTH OF	OPP. STRENGTH	TEAM	ADJ	CONF.	ADJ CONF.	
Average RPI Loss:	197	RECORD	PCT. RANK	GAMES	SCHEDULE	OF SCHEDULE	RPI	RPI	RPI	RPI	
DIV. I ONLY	3-8-1	.29167	274	3-7-0	278	281	300	.38291	299	25	25
DIV. I NON-CONF.	2-5-1	.3125	258	2-4-0	297	277	299	.37532	302	26	26
<hr/>											
TOTALS	RPI 1-25	RPI 26-50		W-L RECORDS		RPI 51-100		RPI 101-150		RPI 150+	
3-8-1	0-0-0	0-0-0		OVERALL		0-0-0		0-2-0		3-6-1	
1-4-1	0-0-0	0-0-0		HOME		0-0-0		0-1-0		1-3-1	
1-4-0	0-0-0	0-0-0		AWAY		0-0-0		0-1-0		1-3-0	
1-0-0	0-0-0	0-0-0		NEUTRAL		0-0-0		0-0-0		1-0-0	
2-5-1	0-0-0	0-0-0		NON-CONFERENCE		0-0-0		0-1-0		2-4-1	
1-2-1	0-0-0	0-0-0		HOME		0-0-0		0-0-0		1-2-1	
0-3-0	0-0-0	0-0-		AWAY		0-0-0		0-1-0		0-2-0	
1-0-0	0-0-0	0-0-0		NEUTRAL		0-0-0		0-0-0		1-0-0	
1-3-0	0-0-0	0-0-0		CONFERENCE		0-0-0		0-1-0		1-2-0	
0-2-0	0-0-0	0-0-0		HOME		0-0-0		0-1-0		0-1-0	
1-1-0	0-0-0	0-0-0		AWAY		0-0-0		0-0-0		1-1-0	
0-0-0	0-0-0	0-0-0		NEUTRAL		0-0-0		0-0-0		0-0-0	
RPI S	Opponent	Score	RPI S	Opponent	Score	RPI S	Opponent	Score	RPI S	Opponent	Score
									121 A	Charlotte	1 2
									122 H	High Point	0 1
									162 H	Wofford	1 2
									171 H	Winthrop	1 4
									203 A	Coastal Caro.	0 7
									219 H	North Florida	1 1
									246 H	USC Upstate	0 1
									257 A	Troy	1 3
									286 H	Chattanooga	3 0
									292 A	South Carolina St.	0 2
									305 A	Campbell	1 0
									315 N	Francis Marion	2 1
<hr/>											
LAST 10 GAMES											
						305 A	Campbell	1 0	246 H	USC Upstate	0 1
						203 A	Coastal Caro.	0 7	286 H	Chattanooga	3 0
						122 H	High Point	0 1	162 H	Wofford	1 2
						171 H	Winthrop	1 4	315 N	Francis Marion	2 1
						257 A	Troy	1 3	292 A	South Carolina St.	0 2

Non-Div. I Games:

Gardner-Webb

Average RPI Win: 298		WON-LOST	WINNING	LAST 10	STRENGTH OF		OPP. STRENGTH	TEAM	ADJ	CONF.	ADJ CONF.
Average RPI Loss: 230		RECORD	PCT. RANK	GAMES	SCHEDULE		OF SCHEDULE	RPI	RPI	RPI	RPI
DIV. I ONLY		5-6-0	.45455	185	3-5-0		323	251	298	.3828	300
DIV. I NON-CONF.		3-6-0	.33333	244	1-5-0		306	273	302	.37403	303
TOTALS		RPI 1-25	RPI 26-50		W-L RECORDS		RPI 51-100		RPI 101-150		RPI 150+
5-6-0	0-0-0	0-0-0		OVERALL		0-0-0		0-1-0		5-5-0	
2-3-0	0-0-0	0-0-0		HOME		0-0-0		0-1-0		2-2-0	
3-3-0	0-0-0	0-0-0		AWAY		0-0-0		0-0-0		3-3-0	
0-0-0	0-0-0	0-0-0		NEUTRAL		0-0-0		0-0-0		0-0-0	
3-6-0	0-0-0	0-0-0		NON-CONFERENCE		0-0-0		0-1-0		3-5-0	
2-3-0	0-0-0	0-0-0		HOME		0-0-0		0-1-0		2-2-0	
1-3-0	0-0-0	0-0-0		AWAY		0-0-0		0-0-0		1-3-0	
0-0-0	0-0-0	0-0-0		NEUTRAL		0-0-0		0-0-0		0-0-0	
2-0-0	0-0-0	0-0-0		CONFERENCE		0-0-0		0-0-0		2-0-0	
0-0-0	0-0-0	0-0-0		HOME		0-0-0		0-0-0		0-0-0	
2-0-0	0-0-0	0-0-0		AWAY		0-0-0		0-0-0		2-0-0	
0-0-0	0-0-0	0-0-0		NEUTRAL		0-0-0		0-0-0		0-0-0	
RPI S	Opponent	Score	RPI S	Opponent	Score	RPI S	Opponent	Score	RPI S	Opponent	Score
									141 H	Presbyterian	0 5
									180 A	Lipscomb	0 3
									235 A	Belmont	0 3
									257 H	Troy	0 3
									258 H	UNC Asheville	2 3
									286 H	Chattanooga	3 2
									292 H	South Carolina St.	5 0
									297 A	Tennessee Tech	3 2
									303 A	Alcorn	5 0
									309 A	Jacksonville St.	1 2
									311 A	Mississippi Val.	2 1
LAST 10 GAMES											
									311 A	Mississippi Val.	2 1
									303 A	Alcorn	5 0
									309 A	Jacksonville St.	1 2
									141 H	Presbyterian	0 5
									258 H	UNC Asheville	2 3
									235 A	Belmont	0 3
									180 A	Lipscomb	0 3
									286 H	Chattanooga	3 2
									297 A	Tennessee Tech	3 2
									292 H	South Carolina St.	5 0

Non-Div. I Games: Talladega 8 0 S.C. Beaufort 7 1

Alabama St.

Average RPI Win: 309		WON-LOST RECORD	WINNING PCT. RANK		LAST 10 GAMES	STRENGTH OF SCHEDULE	OPP. STRENGTH OF SCHEDULE	TEAM RPI	ADJ RPI		CONF. RPI	ADJ CONF. RPI
Average RPI Loss: 231												
DIV. I ONLY		2-6-1	.27778	279	2-6-1	256	324	302	.38154	301	31	31
DIV. I NON-CONF.		2-5-1	.3125	258	2-5-1	262	323	292	.38816	292	31	31
<hr/>												
TOTALS		RPI 1-25		RPI 26-50		W-L RECORDS		RPI 51-100		RPI 101-150		RPI 150+
2-6-1		0-0-0		0-0-0		OVERALL		0-0-0		0-0-0		2-6-1
2-3-0		0-0-0		0-0-0		HOME		0-0-0		0-0-0		2-3-0
0-3-1		0-0-0		0-0-0		AWAY		0-0-0		0-0-0		0-3-1
0-0-0		0-0-0		0-0-0		NEUTRAL		0-0-0		0-0-0		0-0-0
2-5-1		0-0-0		0-0-0		NON-CONFERENCE		0-0-0		0-0-0		2-5-1
2-3-0		0-0-0		0-0-0		HOME		0-0-0		0-0-0		2-3-0
0-2-1		0-0-0		0-0-		AWAY		0-0-0		0-0-0		0-2-1
0-0-0		0-0-0		0-0-0		NEUTRAL		0-0-0		0-0-0		0-0-0
0-1-0		0-0-0		0-0-0		CONFERENCE		0-0-0		0-0-0		0-1-0
0-0-0		0-0-0		0-0-0		HOME		0-0-0		0-0-0		0-0-0
0-1-0		0-0-0		0-0-0		AWAY		0-0-0		0-0-0		0-1-0
0-0-0		0-0-0		0-0-0		NEUTRAL		0-0-0		0-0-0		0-0-0
RPI	S	Opponent	Score	RPI	S	Opponent	Score	RPI	S	Opponent	Score	
										169 H	Wagner	2 3
										190 H	George Washington	1 3
										193 A	UMBC	0 3
										207 A	Longwood	0 0
										224 H	American	0 1
										292 A	South Carolina St.	0 2
										294 H	Robert Morris	1 0
										318 A	Prairie View	0 2
										324 H	VMI	2 0
<hr/>												
LAST 10 GAMES												
										169 H	Wagner	2 3
										324 H	VMI	2 0
										224 H	American	0 1
										207 A	Longwood	0 0

Non-Div. I Games:

Howard

Average RPI Win:		0	WON-LOST RECORD		WINNING PCT. RANK	LAST 10 GAMES		STRENGTH OF SCHEDULE		OPP. STRENGTH OF SCHEDULE	TEAM RPI	ADJ RPI	CONF. RPI	ADJ CONF. RPI			
Average RPI Loss:		172															
DIV. I ONLY			0-10-0		0	323	0-10-0	96		283	304	.38051	302	21	20		
DIV. I NON-CONF.			0-6-0		0	316	0-6-0	115		246	303	.37922	300	19	19		
TOTALS		RPI 1-25		RPI 26-50		W-L RECORDS		RPI 51-100		RPI 101-150		RPI 150+					
0-10-0		0-0-0		0-0-0		OVERALL		0-2-0		0-1-0		0-7-0					
0-4-0		0-0-0		0-0-0		HOME		0-1-0		0-1-0		0-2-0					
0-6-0		0-0-0		0-0-0		AWAY		0-1-0		0-0-0		0-5-0					
0-0-0		0-0-0		0-0-0		NEUTRAL		0-0-0		0-0-0		0-0-0					
0-6-0		0-0-0		0-0-0		NON-CONFERENCE		0-2-0		0-0-0		0-4-0					
0-2-0		0-0-0		0-0-0		HOME		0-1-0		0-0-0		0-1-0					
0-4-0		0-0-0		0-0-		AWAY		0-1-0		0-0-0		0-3-0					
0-0-0		0-0-0		0-0-0		NEUTRAL		0-0-0		0-0-0		0-0-0					
0-4-0		0-0-0		0-0-0		CONFERENCE		0-0-0		0-1-0		0-3-0					
0-2-0		0-0-0		0-0-0		HOME		0-0-0		0-1-0		0-1-0					
0-2-0		0-0-0		0-0-0		AWAY		0-0-0		0-0-0		0-2-0					
0-0-0		0-0-0		0-0-0		NEUTRAL		0-0-0		0-0-0		0-0-0					
RPI	S	Opponent		Score	RPI	S	Opponent		Score	RPI	S	Opponent		Score			
							65	A	Michigan St.	1	3		120	H	Eastern Mich.	1	2
							85	H	Butler	1	2		172	H	Evansville	1	2
													196	H	Western Mich.	0	5
													197	A	Detroit	0	3
													209	A	Ohio	1	3
													210	A	Kent St.	1	5
													230	A	Cleveland St.	1	2
													237	A	IUPUI	0	1
LAST 10 GAMES																	
					120	H	Eastern Mich.	1	2		196	H	Western Mich.	0	5		
					210	A	Kent St.	1	5		65	A	Michigan St.	1	3		
					209	A	Ohio	1	3		237	A	IUPUI	0	1		
					172	H	Evansville	1	2		85	H	Butler	1	2		
					197	A	Detroit	0	3		230	A	Cleveland St.	1	2		

Non-Div. I Games:

Bowling Green

Average RPI Win:	0	WON-LOST	WINNING	LAST 10	STRENGTH OF	OPP. STRENGTH	TEAM	ADJ	CONF.	ADJ CONF.		
Average RPI Loss:	201	RECORD	PCT. RANK	GAMES	SCHEDULE	OF SCHEDULE	RPI	RPI	RPI	RPI		
DIV. I ONLY		0-4-1	.1	317	0-4-1	108	327	303	.37819	303	32	32
DIV. I NON-CONF.		0-3-0	0	316	0-3-0	2	327	212	.45692	213	32	32
<hr/>												
TOTALS	RPI 1-25	RPI 26-50		W-L RECORDS		RPI 51-100		RPI 101-150		RPI 150+		
0-4-1	0-0-0	0-0-0		OVERALL		0-0-0		0-1-0		0-3-1		
0-1-1	0-0-0	0-0-0		HOME		0-0-0		0-0-0		0-1-1		
0-3-0	0-0-0	0-0-0		AWAY		0-0-0		0-1-0		0-2-0		
0-0-0	0-0-0	0-0-0		NEUTRAL		0-0-0		0-0-0		0-0-0		
0-3-0	0-0-0	0-0-0		NON-CONFERENCE		0-0-0		0-1-0		0-2-0		
0-0-0	0-0-0	0-0-0		HOME		0-0-0		0-0-0		0-0-0		
0-3-0	0-0-0	0-0-		AWAY		0-0-0		0-1-0		0-2-0		
0-0-0	0-0-0	0-0-0		NEUTRAL		0-0-0		0-0-0		0-0-0		
0-1-1	0-0-0	0-0-0		CONFERENCE		0-0-0		0-0-0		0-1-1		
0-1-1	0-0-0	0-0-0		HOME		0-0-0		0-0-0		0-1-1		
0-0-0	0-0-0	0-0-0		AWAY		0-0-0		0-0-0		0-0-0		
0-0-0	0-0-0	0-0-0		NEUTRAL		0-0-0		0-0-0		0-0-0		
RPI	S	Opponent	Score	RPI	S	Opponent	Score	RPI	S	Opponent	Score	
								148	A	Southern Miss.	1	10
								153	A	Nicholls St.	0	6
								202	A	Southeastern La.	0	9
								300	H	Alabama St.	0	5
								322	H	Alabama A&M	2	2
				LAST 10 GAMES								
300 H Alabama St.				0	5	322 H Alabama A&M				2	2	
148 A Southern Miss.				1	10							
153 A Nicholls St.				0	6							
202 A Southeastern La.				0	9							

Non-Div. I Games: McMurry

1 2

Alcorn

Average RPI Win:	276	WON-LOST	WINNING	LAST 10	STRENGTH OF	OPP. STRENGTH	TEAM	ADJ	CONF.	ADJ CONF.					
Average RPI Loss:	179	RECORD	PCT. RANK	GAMES	SCHEDULE	OF SCHEDULE	RPI	RPI	RPI	RPI					
DIV. I ONLY		1-11-1	.11538	316	1-8-1	169	288	301	.37814	304	22	22			
DIV. I NON-CONF.		1-8-1	.15	301	1-5-1	176	285	293	.3843	298	20	20			
<hr/>															
TOTALS	RPI 1-25	RPI 26-50		W-L RECORDS		RPI 51-100		RPI 101-150		RPI 150+					
1-11-1	0-0-0	0-0-0		OVERALL		0-3-0		0-2-0		1-6-1					
1-2-1	0-0-0	0-0-0		HOME		0-1-0		0-1-0		1-0-1					
0-7-0	0-0-0	0-0-0		AWAY		0-1-0		0-1-0		0-5-0					
0-2-0	0-0-0	0-0-0		NEUTRAL		0-1-0		0-0-0		0-1-0					
<hr/>															
1-8-1	0-0-0	0-0-0		NON-CONFERENCE		0-3-0		0-1-0		1-4-1					
1-1-1	0-0-0	0-0-0		HOME		0-1-0		0-0-0		1-0-1					
0-5-0	0-0-0	0-0-		AWAY		0-1-0		0-1-0		0-3-0					
0-2-0	0-0-0	0-0-0		NEUTRAL		0-1-0		0-0-0		0-1-0					
<hr/>															
0-3-0	0-0-0	0-0-0		CONFERENCE		0-0-0		0-1-0		0-2-0					
0-1-0	0-0-0	0-0-0		HOME		0-0-0		0-1-0		0-0-0					
0-2-0	0-0-0	0-0-0		AWAY		0-0-0		0-0-0		0-2-0					
0-0-0	0-0-0	0-0-0		NEUTRAL		0-0-0		0-0-0		0-0-0					
<hr/>															
RPI	S	Opponent	Score	RPI	S	Opponent	Score	RPI	S	Opponent	Score				
				73 H Boise St.				1	3	128 A Iowa St.				0	4
				88 A Creighton				0	6	131 H Northern Colo.				1	2
				97 N Xavier				0	3	155 A Portland St.				0	1
										208 A South Dakota St.				1	6
										251 N Akron				1	4
										272 A Western Ill.				0	2
										274 A Neb. Omaha				0	2
										276 H North Dakota St.				4	2
										285 H South Dakota				2	2
										287 A Sacramento St.				0	1
<hr/>															
				LAST 10 GAMES											
131 H Northern Colo.				1	2	155 A Portland St.				0	1				
276 H North Dakota St.				4	2	287 A Sacramento St.				0	1				
128 A Iowa St.				0	4	208 A South Dakota St.				1	6				
272 A Western Ill.				0	2	285 H South Dakota				2	2				
274 A Neb. Omaha				0	2	73 H Boise St.				1	3				

Non-Div. I Games:

North Dakota

[illegible]

Non-Div. I Games:	Mount Olive	6	0
--------------------------	--------------------	----------	----------

Campbell

Average RPI Win:	278	WON-LOST RECORD	WINNING PCT. RANK	LAST 10 GAMES	STRENGTH OF SCHEDULE	OPP. STRENGTH OF SCHEDULE	TEAM RPI	ADJ RPI	CONF. RPI	ADJ CONF. RPI	
DIV. I ONLY	1-10-1	.125	314	0-9-1	203	294	305	.37153	306	26	26
DIV. I NON-CONF.	1-8-0	.11111	308	0-7-0	218	280	308	.36377	308	25	25
TOTALS	RPI 1-25	RPI 26-50	W-L RECORDS	RPI 51-100	RPI 101-150	RPI 150+					
1-10-1	0-0-0	0-0-0	OVERALL	0-2-0	0-2-0	1-6-1					
0-3-0	0-0-0	0-0-0	HOME	0-0-0	0-1-0	0-2-0					
1-7-1	0-0-0	0-0-0	AWAY	0-2-0	0-1-0	1-4-1					
0-0-0	0-0-0	0-0-0	NEUTRAL	0-0-0	0-0-0	0-0-0					
1-8-0	0-0-0	0-0-0	NON-CONFERENCE	0-2-0	0-2-0	1-4-0					
0-2-0	0-0-0	0-0-0	HOME	0-0-0	0-1-0	0-1-0					
1-6-0	0-0-0	0-0-	AWAY	0-2-0	0-1-0	1-3-0					
0-0-0	0-0-0	0-0-0	NEUTRAL	0-0-0	0-0-0	0-0-0					
0-2-1	0-0-0	0-0-0	CONFERENCE	0-0-0	0-0-0	0-2-1					
0-1-0	0-0-0	0-0-0	HOME	0-0-0	0-0-0	0-1-0					
0-1-1	0-0-0	0-0-0	AWAY	0-0-0	0-0-0	0-1-1					
0-0-0	0-0-0	0-0-0	NEUTRAL	0-0-0	0-0-0	0-0-0					
RPI S	Opponent	Score	RPI S	Opponent	Score	RPI S	Opponent	Score	RPI S	Opponent	Score
						86 A	Syracuse	0 4	115 H	Hofstra	0 6
						100 A	FGCU	0 5	146 A	Cornell	4 5
									175 H	Columbia	0 3
									193 A	UMBC	1 3
									211 H	Hartford	1 3
									253 A	New Hampshire	1 1
									260 A	Iona	1 2
									271 A	Rhode Island	0 1
									278 A	Fla. Atlantic	2 0
									316 A	Canisius	0 3
LAST 10 GAMES											
			193 A	UMBC	1 3	253 A	New Hampshire	1 1			
			316 A	Canisius	0 3	211 H	Hartford	1 3			
			115 H	Hofstra	0 6	271 A	Rhode Island	0 1			
			260 A	Iona	1 2	175 H	Columbia	0 3			
			86 A	Syracuse	0 4	146 A	Cornell	4 5			

Non-Div. I Games:

Albany (NY)

Average RPI Win: 323		WON-LOST RECORD		WINNING PCT. RANK		LAST 10 GAMES		STRENGTH OF SCHEDULE		OPP. STRENGTH OF SCHEDULE		TEAM RPI		ADJ RPI		CONF. RPI		ADJ CONF. RPI	
DIV. I ONLY		2-6-1		.27778 279		2-6-1		301		302		309		.37005 307		32		32	
DIV. I NON-CONF.		0-6-1		.07143 312		0-6-1		207		268		310		.361 309		32		32	
TOTALS		RPI 1-25		RPI 26-50		W-L RECORDS		RPI 51-100		RPI 101-150		RPI 150+							
2-6-1		0-0-0		0-0-0		OVERALL		0-0-0		0-1-0		2-5-1							
2-0-0		0-0-0		0-0-0		HOME		0-0-0		0-0-0		2-0-0							
0-6-1		0-0-0		0-0-0		AWAY		0-0-0		0-1-0		0-5-1							
0-0-0		0-0-0		0-0-0		NEUTRAL		0-0-0		0-0-0		0-0-0							
0-6-1		0-0-0		0-0-0		NON-CONFERENCE		0-0-0		0-1-0		0-5-1							
0-0-0		0-0-0		0-0-0		HOME		0-0-0		0-0-0		0-0-0							
0-6-1		0-0-0		0-0-		AWAY		0-0-0		0-1-0		0-5-1							
0-0-0		0-0-0		0-0-0		NEUTRAL		0-0-0		0-0-0		0-0-0							
2-0-0		0-0-0		0-0-0		CONFERENCE		0-0-0		0-0-0		2-0-0							
2-0-0		0-0-0		0-0-0		HOME		0-0-0		0-0-0		2-0-0							
0-0-0		0-0-0		0-0-0		AWAY		0-0-0		0-0-0		0-0-0							
0-0-0		0-0-0		0-0-0		NEUTRAL		0-0-0		0-0-0		0-0-0							
RPI	S	Opponent		Score	RPI	S	Opponent		Score	RPI	S	Opponent		Score					
										130	A	South Ala.	0	8					
										153	A	Nicholls St.	1	8					
										221	A	La.-Lafayette	1	1					
										222	A	Lamar	0	2					
										225	A	Louisiana Tech	0	5					
										262	A	La.-Monroe	0	2					
										265	A	UALR	1	6					
										318	H	Prairie View	2	0					
										327	H	Texas Southern	3	2					
LAST 10 GAMES																			
										318	H	Prairie View	2	0					
										221	A	La.-Lafayette	1	1					
										265	A	UALR	1	6					
										153	A	Nicholls St.	1	8					
										327	H	Texas Southern	3	2					
										225	A	Louisiana Tech	0	5					
										262	A	La.-Monroe	0	2					
										130	A	South Ala.	0	8					
										222	A	Lamar	0	2					

Non-Div. I Games: Louisiana Col. 2 1

Southern U.

Average RPI Win:	258	WON-LOST	WINNING	LAST 10	STRENGTH OF	OPP. STRENGTH	TEAM	ADJ	CONF.	ADJ CONF.		
Average RPI Loss:	201	RECORD	PCT. RANK	GAMES	SCHEDULE	OF SCHEDULE	RPI	RPI	RPI	RPI		
DIV. I ONLY		4-9-0	.30769	266	4-6-0	316	174	306	.36954	308	28	28
DIV. I NON-CONF.		0-9-0	0	316	0-6-0	298	204	326	.30568	326	28	28
<hr/>												
TOTALS	RPI 1-25	RPI 26-50		W-L RECORDS		RPI 51-100		RPI 101-150		RPI 150+		
4-9-0	0-0-0	0-0-0		OVERALL		0-0-0		0-2-0		4-7-0		
3-3-0	0-0-0	0-0-0		HOME		0-0-0		0-1-0		3-2-0		
1-5-0	0-0-0	0-0-0		AWAY		0-0-0		0-1-0		1-4-0		
0-1-0	0-0-0	0-0-0		NEUTRAL		0-0-0		0-0-0		0-1-0		
<hr/>												
0-9-0	0-0-0	0-0-0		NON-CONFERENCE		0-0-0		0-2-0		0-7-0		
0-3-0	0-0-0	0-0-0		HOME		0-0-0		0-1-0		0-2-0		
0-5-0	0-0-0	0-0-		AWAY		0-0-0		0-1-0		0-4-0		
0-1-0	0-0-0	0-0-0		NEUTRAL		0-0-0		0-0-0		0-1-0		
<hr/>												
4-0-0	0-0-0	0-0-0		CONFERENCE		0-0-0		0-0-0		4-0-0		
3-0-0	0-0-0	0-0-0		HOME		0-0-0		0-0-0		3-0-0		
1-0-0	0-0-0	0-0-0		AWAY		0-0-0		0-0-0		1-0-0		
0-0-0	0-0-0	0-0-0		NEUTRAL		0-0-0		0-0-0		0-0-0		
<hr/>												
RPI	S	Opponent	Score	RPI	S	Opponent	Score	RPI	S	Opponent	Score	
								118	A	Missouri	0	3
								139	H	Loyola Chicago	0	3
								157	A	Valparaiso	1	2
								161	A	Ball St.	0	3
								182	H	Oakland	1	5
								220	A	Green Bay	0	2
								235	A	Belmont	1	0
								239	H	Morehead St.	1	0
								247	A	Northern Ill.	0	3
								261	H	Eastern Ky.	1	0
								267	H	Drake	0	3
								297	H	Tennessee Tech	4	2
								317	N	UNI	0	2
<hr/>												
				LAST 10 GAMES								
261 H Eastern Ky.				1	0	297 H Tennessee Tech				4	2	
239 H Morehead St.				1	0	235 A Belmont				1	0	
118 A Missouri				0	3	157 A Valparaiso				1	2	
161 A Ball St.				0	3	267 H Drake				0	3	
220 A Green Bay				0	2	139 H Loyola Chicago				0	3	

Non-Div. I Games:

Eastern Ill.

Average RPI Win:	286	WON-LOST	WINNING	LAST 10	STRENGTH OF	OPP. STRENGTH	TEAM	ADJ	CONF.	ADJ CONF.	
Average RPI Loss:	219	RECORD	PCT. RANK	GAMES	SCHEDULE	OF SCHEDULE	RPI	RPI	RPI	RPI	
DIV. I ONLY	4-8-1	.34615	244	3-7-0	319	263	308	.36953	309	28	28
DIV. I NON-CONF.	4-4-1	.5	147	3-3-0	296	307	263	.41832	266	28	28
TOTALS	RPI 1-25	RPI 26-50	W-L RECORDS		RPI 51-100	RPI 101-150		RPI 150+			
4-8-1	0-0-0	0-0-0	OVERALL		0-0-0	0-0-0		4-8-1			
3-3-0	0-0-0	0-0-0	HOME		0-0-0	0-0-0		3-3-0			
1-5-1	0-0-0	0-0-0	AWAY		0-0-0	0-0-0		1-5-1			
0-0-0	0-0-0	0-0-0	NEUTRAL		0-0-0	0-0-0		0-0-0			
4-4-1	0-0-0	0-0-0	NON-CONFERENCE		0-0-0	0-0-0		4-4-1			
3-1-0	0-0-0	0-0-0	HOME		0-0-0	0-0-0		3-1-0			
1-3-1	0-0-0	0-0-	AWAY		0-0-0	0-0-0		1-3-1			
0-0-0	0-0-0	0-0-0	NEUTRAL		0-0-0	0-0-0		0-0-0			
0-4-0	0-0-0	0-0-0	CONFERENCE		0-0-0	0-0-0		0-4-0			
0-2-0	0-0-0	0-0-0	HOME		0-0-0	0-0-0		0-2-0			
0-2-0	0-0-0	0-0-0	AWAY		0-0-0	0-0-0		0-2-0			
0-0-0	0-0-0	0-0-0	NEUTRAL		0-0-0	0-0-0		0-0-0			
RPI S	Opponent	Score	RPI S	Opponent	Score	RPI S	Opponent	Score	RPI S	Opponent	Score
							165 A Citadel	1 3			
							167 A Southeast Mo. St.	0 2			
							173 A UT Martin	1 3			
							200 A Mercer	0 4			
							221 A La.-Lafayette	1 1			
							239 H Morehead St.	1 2			
							256 H Georgia St.	0 2			
							257 H Troy	1 0			
							261 H Eastern Ky.	0 1			
							263 A McNeese St.	1 0			
							293 A Charleston So.	2 4			
							300 H Alabama St.	2 1			
							322 H Alabama A&M	4 0			
LAST 10 GAMES											
							167 A Southeast Mo. St.	0 2			
							173 A UT Martin	1 3			
							257 H Troy	1 0			
							322 H Alabama A&M	4 0			
							293 A Charleston So.	2 4			
							239 H Morehead St.	1 2			
							261 H Eastern Ky.	0 1			
							256 H Georgia St.	0 2			
							300 H Alabama St.	2 1			
							200 A Mercer	0 4			

Non-Div. I Games:

Jacksonville St.

Average RPI Win: 246		WON-LOST	WINNING	LAST 10	STRENGTH OF		OPP. STRENGTH	TEAM	ADJ		CONF.	ADJ CONF.
Average RPI Loss: 196		RECORD	PCT. RANK	GAMES	SCHEDULE		OF SCHEDULE	RPI	RPI		RPI	RPI
DIV. I ONLY		2-9-1	.20833	299	1-8-1		264	301	310	.36872	310	30
DIV. I NON-CONF.		1-6-0	.14286	303	0-5-0		205	298	301	.37726	301	29
TOTALS		RPI 1-25	RPI 26-50		W-L RECORDS		RPI 51-100		RPI 101-150		RPI 150+	
2-9-1		0-0-0	0-0-0		OVERALL		0-1-0		0-1-0		2-7-1	
2-6-0		0-0-0	0-0-0		HOME		0-1-0		0-0-0		2-5-0	
0-3-1		0-0-0	0-0-0		AWAY		0-0-0		0-1-0		0-2-1	
0-0-0		0-0-0	0-0-0		NEUTRAL		0-0-0		0-0-0		0-0-0	
1-6-0		0-0-0	0-0-0		NON-CONFERENCE		0-0-0		0-1-0		1-5-0	
1-4-0		0-0-0	0-0-0		HOME		0-0-0		0-0-0		1-4-0	
0-2-0		0-0-0	0-0-		AWAY		0-0-0		0-1-0		0-1-0	
0-0-0		0-0-0	0-0-0		NEUTRAL		0-0-0		0-0-0		0-0-0	
1-3-1		0-0-0	0-0-0		CONFERENCE		0-1-0		0-0-0		1-2-1	
1-2-0		0-0-0	0-0-0		HOME		0-1-0		0-0-0		1-1-0	
0-1-1		0-0-0	0-0-0		AWAY		0-0-0		0-0-0		0-1-1	
0-0-0		0-0-0	0-0-0		NEUTRAL		0-0-0		0-0-0		0-0-0	
RPI S	Opponent	Score	RPI S	Opponent	Score	RPI S	Opponent	Score	RPI S	Opponent	Score	
						91 H	Seattle	0 2	143 A	UC Santa Barbara	0 3	
									155 A	Portland St.	0 4	
									170 H	Northern Ariz.	0 1	
									191 H	Cal Poly	2 5	
									195 H	Southern Utah	4 1	
									227 H	UC Riverside	0 2	
									248 A	Utah Valley	0 2	
									248 H	Utah Valley	0 2	
									287 H	Sacramento St.	1 3	
									296 H	Idaho	1 0	
									314 A	Grand Canyon	1 1	
LAST 10 GAMES												
						296 H	Idaho	1 0	314 A	Grand Canyon	1 1	
						91 H	Seattle	0 2	248 H	Utah Valley	0 2	
						155 A	Portland St.	0 4	248 A	Utah Valley	0 2	
						287 H	Sacramento St.	1 3	227 H	UC Riverside	0 2	
						170 H	Northern Ariz.	0 1	143 A	UC Santa Barbara	0 3	

Non-Div. I Games:

Bakersfield

Average RPI Win: 0		WON-LOST	WINNING	LAST 10	STRENGTH OF		OPP. STRENGTH	TEAM	ADJ	CONF.	ADJ CONF.
Average RPI Loss: 214		RECORD	PCT. RANK	GAMES	SCHEDULE		OF SCHEDULE	RPI	RPI	RPI	RPI
DIV. I ONLY		0-7-1	.0625	321	0-7-1		152	325	311	.36073	311
DIV. I NON-CONF.		0-6-0	0	316	0-6-0		41	325	290	.39407	289
TOTALS		RPI 1-25	RPI 26-50		W-L RECORDS		RPI 51-100		RPI 101-150		RPI 150+
0-7-1	0-0-0	0-0-0		OVERALL		0-0-0		0-1-0		0-6-1	
0-4-1	0-0-0	0-0-0		HOME		0-0-0		0-1-0		0-3-1	
0-3-0	0-0-0	0-0-0		AWAY		0-0-0		0-0-0		0-3-0	
0-0-0	0-0-0	0-0-0		NEUTRAL		0-0-0		0-0-0		0-0-0	
0-6-0	0-0-0	0-0-0		NON-CONFERENCE		0-0-0		0-1-0		0-5-0	
0-3-0	0-0-0	0-0-0		HOME		0-0-0		0-1-0		0-2-0	
0-3-0	0-0-0	0-0-		AWAY		0-0-0		0-0-0		0-3-0	
0-0-0	0-0-0	0-0-0		NEUTRAL		0-0-0		0-0-0		0-0-0	
0-1-1	0-0-0	0-0-0		CONFERENCE		0-0-0		0-0-0		0-1-1	
0-1-1	0-0-0	0-0-0		HOME		0-0-0		0-0-0		0-1-1	
0-0-0	0-0-0	0-0-0		AWAY		0-0-0		0-0-0		0-0-0	
0-0-0	0-0-0	0-0-0		NEUTRAL		0-0-0		0-0-0		0-0-0	
RPI S	Opponent	Score	RPI S	Opponent	Score	RPI S	Opponent	Score	RPI S	Opponent	Score
									148 H	Southern Miss.	0 6
									153 A	Nicholls St.	1 5
									202 H	Southeastern La.	0 7
									213 A	Central Ark.	0 4
									221 A	La.-Lafayette	0 3
									262 H	La.-Monroe	1 2
									300 H	Alabama St.	1 2
									322 H	Alabama A&M	2 2
LAST 10 GAMES											
									300 H	Alabama St.	1 2
									322 H	Alabama A&M	2 2
									213 A	Central Ark.	0 4
									262 H	La.-Monroe	1 2
									221 A	La.-Lafayette	0 3
									153 A	Nicholls St.	1 5
									202 H	Southeastern La.	0 7
									148 H	Southern Miss.	0 6

Non-Div. I Games: Delta St. 2 0

Mississippi Val.

Average RPI Win: 252		WON-LOST RECORD		WINNING PCT. RANK		LAST 10 GAMES		STRENGTH OF SCHEDULE		OPP. STRENGTH OF SCHEDULE		TEAM RPI		ADJ RPI		CONF. RPI		ADJ CONF. RPI	
DIV. I ONLY		2-8-1		.22727 296		1-7-1		294		303		312		.35483 312		16		16	
DIV. I NON-CONF.		1-7-1		.16667 295		0-6-1		308		310		321		.32282 322		17		17	
TOTALS		RPI 1-25		RPI 26-50		W-L RECORDS		RPI 51-100		RPI 101-150		RPI 150+							
2-8-1		0-0-0		0-0-0		OVERALL		0-0-0		0-1-0		2-7-1							
1-3-1		0-0-0		0-0-0		HOME		0-0-0		0-0-0		1-3-1							
1-5-0		0-0-0		0-0-0		AWAY		0-0-0		0-1-0		1-4-0							
0-0-0		0-0-0		0-0-0		NEUTRAL		0-0-0		0-0-0		0-0-0							
1-7-1		0-0-0		0-0-0		NON-CONFERENCE		0-0-0		0-0-0		1-7-1							
0-3-1		0-0-0		0-0-0		HOME		0-0-0		0-0-0		0-3-1							
1-4-0		0-0-0		0-0-		AWAY		0-0-0		0-0-0		1-4-0							
0-0-0		0-0-0		0-0-0		NEUTRAL		0-0-0		0-0-0		0-0-0							
1-1-0		0-0-0		0-0-0		CONFERENCE		0-0-0		0-1-0		1-0-0							
1-0-0		0-0-0		0-0-0		HOME		0-0-0		0-0-0		1-0-0							
0-1-0		0-0-0		0-0-0		AWAY		0-0-0		0-1-0		0-0-0							
0-0-0		0-0-0		0-0-0		NEUTRAL		0-0-0		0-0-0		0-0-0							
RPI	S	Opponent		Score		RPI	S	Opponent		Score		RPI	S	Opponent		Score			

Non-Div. I Games: Cedarville 2 1

Youngstown St.

Average RPI Win:	0	WON-LOST	WINNING	LAST 10	STRENGTH OF	OPP. STRENGTH	TEAM	ADJ	CONF.	ADJ CONF.	
Average RPI Loss:	199	RECORD	PCT. RANK	GAMES	SCHEDULE	OF SCHEDULE	RPI	RPI	RPI	RPI	
DIV. I ONLY	0-8-2	.1	317	0-8-2	238	289	313	.35423	313	19	18
DIV. I NON-CONF.	0-4-2	.16667	295	0-4-2	116	313	278	.40635	280	16	16
<hr/>											
TOTALS	RPI 1-25	RPI 26-50		W-L RECORDS	RPI 51-100		RPI 101-150		RPI 150+		
0-8-2	0-0-0	0-1-0		OVERALL	0-1-0		0-1-0		0-5-2		
0-4-0	0-0-0	0-0-0		HOME	0-0-0		0-0-0		0-4-0		
0-4-1	0-0-0	0-0-0		AWAY	0-0-0		0-0-0		0-0-0		
0-0-1	0-0-0	0-0-0		NEUTRAL	0-0-0		0-0-0		0-0-1		
<hr/>											
0-4-2	0-0-0	0-1-0		NON-CONFERENCE	0-1-0		0-0-0		0-2-2		
0-1-0	0-0-0	0-0-0		HOME	0-0-0		0-0-0		0-1-0		
0-3-1	0-0-0	0-0-		AWAY	0-1-0		0-0-0		0-1-1		
0-0-1	0-0-0	0-0-0		NEUTRAL	0-0-0		0-0-0		0-0-1		
<hr/>											
0-4-0	0-0-0	0-0-0		CONFERENCE	0-0-0		0-1-0		0-3-0		
0-3-0	0-0-0	0-0-0		HOME	0-0-0		0-0-0		0-3-0		
0-1-0	0-0-0	0-0-0		AWAY	0-0-0		0-1-0		0-0-0		
0-0-0	0-0-0	0-0-0		NEUTRAL	0-0-0		0-0-0		0-0-0		
<hr/>											
RPI	S	Opponent	Score	RPI	S	Opponent	Score	RPI	S	Opponent	Score
				42	A	Texas Tech	0 6	99	A	SMU	0 4
								123	A	San Diego St.	0 3
								170	A	Northern Ariz.	1 1
								223	H	New Mexico	0 3
								236	N	SIU Edwardsville	0 0
								250	H	Wyoming	0 3
								268	H	Air Force	1 2
								276	A	North Dakota St.	0 1
								314	H	Grand Canyon	0 1
<hr/>											
LAST 10 GAMES											
				223	H	New Mexico	0 3	236	N	SIU Edwardsville	0 0
				123	A	San Diego St.	0 3	276	A	North Dakota St.	0 1
				250	H	Wyoming	0 3	170	A	Northern Ariz.	1 1
				268	H	Air Force	1 2	314	H	Grand Canyon	0 1
				42	A	Texas Tech	0 6	99	A	SMU	0 4

Non-Div. I Games:

Colorado St.

Average RPI Win: 289		WON-LOST RECORD		WINNING PCT. RANK		LAST 10 GAMES		STRENGTH OF SCHEDULE		OPP. STRENGTH OF SCHEDULE		TEAM RPI		ADJ RPI		CONF. RPI		ADJ CONF. RPI	
DIV. I ONLY		2-9-1		.20833 299		2-7-1		307		255		316		.35161 314		30		30	
DIV. I NON-CONF.		1-5-0		.16667 295		1-3-0		309		231		318		.34029 315		29		29	
TOTALS		RPI 1-25		RPI 26-50		W-L RECORDS		RPI 51-100		RPI 101-150		RPI 150+							
2-9-1		0-0-0		0-0-0		OVERALL		0-1-0		0-1-0		2-7-1							
0-1-1		0-0-0		0-0-0		HOME		0-0-0		0-0-0		0-1-1							
2-8-0		0-0-0		0-0-0		AWAY		0-1-0		0-1-0		2-6-0							
0-0-0		0-0-0		0-0-0		NEUTRAL		0-0-0		0-0-0		0-0-0							
1-5-0		0-0-0		0-0-0		NON-CONFERENCE		0-0-0		0-1-0		1-4-0							
0-0-0		0-0-0		0-0-0		HOME		0-0-0		0-0-0		0-0-0							
1-5-0		0-0-0		0-0-		AWAY		0-0-0		0-1-0		1-4-0							
0-0-0		0-0-0		0-0-0		NEUTRAL		0-0-0		0-0-0		0-0-0							
1-4-1		0-0-0		0-0-0		CONFERENCE		0-1-0		0-0-0		1-3-1							
0-1-1		0-0-0		0-0-0		HOME		0-0-0		0-0-0		0-1-1							
1-3-0		0-0-0		0-0-0		AWAY		0-1-0		0-0-0		1-2-0							
0-0-0		0-0-0		0-0-0		NEUTRAL		0-0-0		0-0-0		0-0-0							
RPI	S	Opponent		Score	RPI	S	Opponent		Score	RPI	S	Opponent		Score					
							91 A Seattle		1 3	117	A	St. Mary's (CA)		0 3					
										157	A	Valparaiso		0 1					
										170	A	Northern Ariz.		0 1					
										181	A	UMKC		2 6					
										237	A	IUPUI		0 2					
										248	H	Utah Valley		3 5					
										264	A	New Mexico St.		2 1					
										268	A	Air Force		0 1					
										296	A	Idaho		1 3					
										310	H	Bakersfield		1 1					
										313	A	Colorado St.		1 0					
LAST 10 GAMES																			
							264 A New Mexico St.		2 1			296 A Idaho		1 3					
							181 A UMKC		2 6			91 A Seattle		1 3					
							248 H Utah Valley		3 5			170 A Northern Ariz.		0 1					
							310 H Bakersfield		1 1			268 A Air Force		0 1					
							237 A IUPUI		0 2			313 A Colorado St.		1 0					

Non-Div. I Games:

Grand Canyon

Average RPI Win:		0	WON-LOST RECORD		WINNING PCT. RANK	LAST 10 GAMES		STRENGTH OF SCHEDULE		OPP. STRENGTH OF SCHEDULE	TEAM RPI	ADJ RPI	CONF. RPI	ADJ CONF. RPI			
Average RPI Loss:		186															
DIV. I ONLY			0-11-0		0	323	0-10-0		178		285	315	.34712	315	31	31	
DIV. I NON-CONF.			0-11-0		0	316	0-10-0		173		291	314	.34712	314	31	31	
TOTALS		RPI 1-25		RPI 26-50		W-L RECORDS		RPI 51-100		RPI 101-150		RPI 150+					
0-11-0		0-0-0		0-0-0		OVERALL		0-2-0		0-2-0		0-7-0					
0-3-0		0-0-0		0-0-0		HOME		0-0-0		0-2-0		0-1-0					
0-6-0		0-0-0		0-0-0		AWAY		0-1-0		0-0-0		0-5-0					
0-2-0		0-0-0		0-0-0		NEUTRAL		0-1-0		0-0-0		0-1-0					
0-11-0		0-0-0		0-0-0		NON-CONFERENCE		0-2-0		0-2-0		0-7-0					
0-3-0		0-0-0		0-0-0		HOME		0-0-0		0-2-0		0-1-0					
0-6-0		0-0-0		0-0-		AWAY		0-1-0		0-0-0		0-5-0					
0-2-0		0-0-0		0-0-0		NEUTRAL		0-1-0		0-0-0		0-1-0					
0-0-0		0-0-0		0-0-0		CONFERENCE		0-0-0		0-0-0		0-0-0					
0-0-0		0-0-0		0-0-0		HOME		0-0-0		0-0-0		0-0-0					
0-0-0		0-0-0		0-0-0		AWAY		0-0-0		0-0-0		0-0-0					
0-0-0		0-0-0		0-0-0		NEUTRAL		0-0-0		0-0-0		0-0-0					
RPI	S	Opponent		Score	RPI	S	Opponent		Score	RPI	S	Opponent		Score			
							84	A	Furman	1	3		104	H	UNC Greensboro	0	2
							90	N	UAB	0	2		129	H	Elon	1	6
													162	A	Wofford	0	3
													174	A	East Carolina	0	3
													183	H	UNC Wilmington	1	3
													218	A	East Tenn. St.	0	2
													293	A	Charleston So.	0	1
													299	N	Gardner-Webb	1	2
													305	A	Campbell	2	3
LAST 10 GAMES					LAST 10 GAMES												
							129	H	Elon	1	6		183	H	UNC Wilmington	1	3
							104	H	UNC Greensboro	0	2		218	A	East Tenn. St.	0	2
							84	A	Furman	1	3		174	A	East Carolina	0	3
							162	A	Wofford	0	3		305	A	Campbell	2	3
							90	N	UAB	0	2		299	N	Gardner-Webb	1	2

Non-Div. I Games:

Francis Marion

Average RPI Win: 302		WON-LOST RECORD		WINNING PCT. RANK		LAST 10 GAMES		STRENGTH OF SCHEDULE		OPP. STRENGTH OF SCHEDULE		TEAM RPI		ADJ RPI		CONF. RPI		ADJ CONF. RPI	
DIV. I ONLY		3-10-1		.25 287		2-7-1		310		292		314		.34616 316		29		29	
DIV. I NON-CONF.		2-6-1		.27778 268		1-3-1		323		282		320		.32864 320		30		30	
TOTALS		RPI 1-25		RPI 26-50		W-L RECORDS		RPI 51-100		RPI 101-150		RPI 150+							
3-10-1		0-0-0		0-0-0		OVERALL		0-1-0		0-0-0		3-9-1							
3-3-0		0-0-0		0-0-0		HOME		0-0-0		0-0-0		3-3-0							
0-7-1		0-0-0		0-0-0		AWAY		0-1-0		0-0-0		0-6-1							
0-0-0		0-0-0		0-0-0		NEUTRAL		0-0-0		0-0-0		0-0-0							
2-6-1		0-0-0		0-0-0		NON-CONFERENCE		0-0-0		0-0-0		2-6-1							
2-3-0		0-0-0		0-0-0		HOME		0-0-0		0-0-0		2-3-0							
0-3-1		0-0-0		0-0-		AWAY		0-0-0		0-0-0		0-3-1							
0-0-0		0-0-0		0-0-0		NEUTRAL		0-0-0		0-0-0		0-0-0							
1-4-0		0-0-0		0-0-0		CONFERENCE		0-1-0		0-0-0		1-3-0							
1-0-0		0-0-0		0-0-0		HOME		0-0-0		0-0-0		1-0-0							
0-4-0		0-0-0		0-0-0		AWAY		0-1-0		0-0-0		0-3-0							
0-0-0		0-0-0		0-0-0		NEUTRAL		0-0-0		0-0-0		0-0-0							
RPI	S	Opponent		Score	RPI	S	Opponent		Score	RPI	S	Opponent		Score					
							57 A Monmouth		1 2	165	A	Citadel		1 1					
										197	H	Detroit		1 2					
										230	A	Cleveland St.		2 3					
										251	H	Akron		1 2					
										255	H	St. Bonaventure		0 2					
										260	A	Iona		0 1					
										281	A	Manhattan		1 2					
										283	A	Niagara		0 1					
										289	H	Rider		2 1					
										290	A	Northern Ky.		1 6					
										293	A	Charleston So.		3 5					
										306	H	Albany (NY)		3 0					
										312	H	Youngstown St.		1 0					
LAST 10 GAMES																			
		281 A Manhattan		1 2			260 A Iona		0 1										
		283 A Niagara		0 1			251 H Akron		1 2										
		57 A Monmouth		1 2			306 H Albany (NY)		3 0										
		289 H Rider		2 1			290 A Northern Ky.		1 6										
		165 A Citadel		1 1			197 H Detroit		1 2										

Non-Div. I Games:

Canisius

UNI

Average RPI Win: 308		WON-LOST	WINNING	LAST 10	STRENGTH OF	OPP. STRENGTH	TEAM	ADJ	CONF.	ADJ CONF.						
Average RPI Loss: 213		RECORD	PCT. RANK	GAMES	SCHEDULE	OF SCHEDULE	RPI	RPI	RPI	RPI						
DIV. I ONLY		1-12-0	.07692	319	0-10-0	231	320	317	.34058	317	23	23				
DIV. I NON-CONF.		1-10-0	.09091	311	0-8-0	257	316	317	.33314	318	21	22				
<hr/>																
TOTALS		RPI 1-25		RPI 26-50		W-L RECORDS		RPI 51-100		RPI 101-150		RPI 150+				
1-12-0		0-0-0		0-0-0		OVERALL		0-1-0		0-1-0		1-10-0				
0-5-0		0-0-0		0-0-0		HOME		0-0-0		0-1-0		0-4-0				
0-6-0		0-0-0		0-0-0		AWAY		0-1-0		0-0-0		0-5-0				
1-1-0		0-0-0		0-0-0		NEUTRAL		0-0-0		0-0-0		1-1-0				
1-10-0		0-0-0		0-0-0		NON-CONFERENCE		0-1-0		0-1-0		1-8-0				
0-4-0		0-0-0		0-0-0		HOME		0-0-0		0-1-0		0-3-0				
0-5-0		0-0-0		0-0-		AWAY		0-1-0		0-0-0		0-4-0				
1-1-0		0-0-0		0-0-0		NEUTRAL		0-0-0		0-0-0		1-1-0				
0-2-0		0-0-0		0-0-0		CONFERENCE		0-0-0		0-0-0		0-2-0				
0-1-0		0-0-0		0-0-0		HOME		0-0-0		0-0-0		0-1-0				
0-1-0		0-0-0		0-0-0		AWAY		0-0-0		0-0-0		0-1-0				
0-0-0		0-0-0		0-0-0		NEUTRAL		0-0-0		0-0-0		0-0-0				
RPI	S	Opponent		Score	RPI	S	Opponent		Score	RPI	S	Opponent		Score		
							79	A	Iowa	1	2	128	H	Iowa St.	0	2
												161	A	Ball St.	1	2
												172	H	Evansville	1	2
												201	A	Missouri St.	1	3
												208	H	South Dakota St.	0	1
												237	A	IUPUI	1	2
												266	A	IPFW	0	2
												272	H	Western Ill.	0	2
												272	N	Western Ill.	1	2
												274	H	Neb. Omaha	1	2
												285	A	South Dakota	0	3
												308	N	Eastern Ill.	2	0
<hr/>																
LAST 10 GAMES																
							172	H	Evansville	1	2	128	H	Iowa St.	0	2
							237	A	IUPUI	1	2	79	A	Iowa	1	2
							201	A	Missouri St.	1	3	208	H	South Dakota St.	0	1
							285	A	South Dakota	0	3	272	H	Western Ill.	0	2
							272	N	Western Ill.	1	2	274	H	Neb. Omaha	1	2

Non-Div. I Games:

UNI

Average RPI Win:	310	WON-LOST	WINNING	LAST 10	STRENGTH OF	OPP. STRENGTH	TEAM	ADJ	CONF.	ADJ CONF.		
Average RPI Loss:	230	RECORD	PCT. RANK	GAMES	SCHEDULE	OF SCHEDULE	RPI	RPI	RPI	RPI		
DIV. I ONLY	2-7-0	.22222	298	2-3-0	313	299	318	.34015	318	32	32	
DIV. I NON-CONF.	1-6-0	.14286	303	1-2-0	268	276	313	.34966	313	32	32	
<hr/>												
TOTALS	RPI 1-25	RPI 26-50		W-L RECORDS		RPI 51-100		RPI 101-150		RPI 150+		
2-7-0	0-0-0	0-0-0		OVERALL		0-0-0		0-0-0		2-7-0		
1-1-0	0-0-0	0-0-0		HOME		0-0-0		0-0-0		1-1-0		
1-6-0	0-0-0	0-0-0		AWAY		0-0-0		0-0-0		1-5-0		
0-0-0	0-0-0	0-0-0		NEUTRAL		0-0-0		0-0-0		0-0-0		
<hr/>												
1-6-0	0-0-0	0-0-0		NON-CONFERENCE		0-0-0		0-0-0		1-6-0		
1-1-0	0-0-0	0-0-0		HOME		0-0-0		0-0-0		1-1-0		
0-5-0	0-0-0	0-0-		AWAY		0-0-0		0-0-0		0-5-0		
0-0-0	0-0-0	0-0-0		NEUTRAL		0-0-0		0-0-0		0-0-0		
<hr/>												
1-1-0	0-0-0	0-0-0		CONFERENCE		0-0-0		0-0-0		1-1-0		
0-0-0	0-0-0	0-0-0		HOME		0-0-0		0-0-0		0-0-0		
1-1-0	0-0-0	0-0-0		AWAY		0-0-0		0-0-0		1-1-0		
0-0-0	0-0-0	0-0-0		NEUTRAL		0-0-0		0-0-0		0-0-0		
<hr/>												
RPI S	Opponent	Score	RPI S	Opponent	Score	RPI S	Opponent	Score	RPI S	Opponent	Score	
									153 H	Nicholls St.	1	2
									179 A	Texas St.	0	5
									221 A	La.-Lafayette	1	5
									222 A	Lamar	2	3
									244 A	Northwestern St.	0	3
									284 A	Sam Houston St.	0	3
									301 H	Howard	2	0
									307 A	Southern U.	0	2
									319 A	Jackson St.	1	0
			LAST 10 GAMES									
			221 A	La.-Lafayette	1	5	244 A	Northwestern St.	0	3		
			307 A	Southern U.	0	2	284 A	Sam Houston St.	0	3		
			319 A	Jackson St.	1	0	153 H	Nicholls St.	1	2		
			301 H	Howard	2	0	179 A	Texas St.	0	5		
						222 A	Lamar	2	3			

Non-Div. I Games:	Incarnate Word	1	3
-------------------	----------------	---	---

Prairie View

Average RPI Win: 327		WON-LOST	WINNING	LAST 10	STRENGTH OF		OPP. STRENGTH	TEAM	ADJ	CONF.	ADJ CONF.
Average RPI Loss: 218		RECORD	PCT. RANK	GAMES	SCHEDULE		OF SCHEDULE	RPI	RPI	RPI	RPI
DIV. I ONLY		1-8-1	.15	312	1-7-1		297	311	319	.33656	319
DIV. I NON-CONF.		0-7-1	.0625	314	0-6-1		192	290	309	.35977	310
TOTALS		RPI 1-25	RPI 26-50		W-L RECORDS		RPI 51-100		RPI 101-150		RPI 150+
1-8-1	0-0-0	0-0-0		OVERALL		0-0-0		0-2-0		1-6-1	
1-2-1	0-0-0	0-0-0		HOME		0-0-0		0-0-0		1-2-1	
0-4-0	0-0-0	0-0-0		AWAY		0-0-0		0-0-0		0-4-0	
0-2-0	0-0-0	0-0-0		NEUTRAL		0-0-0		0-2-0		0-0-0	
0-7-1	0-0-0	0-0-0		NON-CONFERENCE		0-0-0		0-2-0		0-5-1	
0-1-1	0-0-0	0-0-0		HOME		0-0-0		0-0-0		0-1-1	
0-4-0	0-0-0	0-0-		AWAY		0-0-0		0-0-0		0-4-0	
0-2-0	0-0-0	0-0-0		NEUTRAL		0-0-0		0-2-0		0-0-0	
1-1-0	0-0-0	0-0-0		CONFERENCE		0-0-0		0-0-0		1-1-0	
1-1-0	0-0-0	0-0-0		HOME		0-0-0		0-0-0		1-1-0	
0-0-0	0-0-0	0-0-0		AWAY		0-0-0		0-0-0		0-0-0	
0-0-0	0-0-0	0-0-0		NEUTRAL		0-0-0		0-0-0		0-0-0	
RPI S	Opponent	Score	RPI S	Opponent	Score	RPI S	Opponent	Score	RPI S	Opponent	Score
									130 N	South Ala.	0 5
									148 N	Southern Miss.	0 4
									184 A	Mississippi St.	2 4
									202 A	Southeastern La.	1 3
									225 H	Louisiana Tech	0 0
									244 H	Northwestern St.	0 1
									257 A	Troy	0 5
									263 A	McNeese St.	0 2
									318 H	Prairie View	0 1
									327 H	Texas Southern	2 1
LAST 10 GAMES											
						327 H	Texas Southern	2 1	257 A	Troy	0 5
						318 H	Prairie View	0 1	130 N	South Ala.	0 5
						184 A	Mississippi St.	2 4	225 H	Louisiana Tech	0 0
						148 N	Southern Miss.	0 4	263 A	McNeese St.	0 2
						244 H	Northwestern St.	0 1	202 A	Southeastern La.	1 3

Non-Div. I Games: Millsaps 6 0

Jackson St.

Average RPI Win:		0	WON-LOST		WINNING		LAST 10		STRENGTH OF		OPP. STRENGTH		TEAM		ADJ		CONF.		ADJ CONF.									
Average RPI Loss:		194	RECORD		PCT. RANK		GAMES		SCHEDULE		OF SCHEDULE		RPI		RPI		RPI		RPI									
DIV. I ONLY			0-11-0		0	323	0-10-0		250		244		320		.33051	320	26		26									
DIV. I NON-CONF.			0-9-0		0	316	0-8-0		263		240		322		.32329	321	25		25									
TOTALS		RPI 1-25		RPI 26-50		W-L RECORDS		RPI 51-100		RPI 101-150		RPI 150+																
0-11-0		0-0-0		0-0-0		OVERALL		0-1-0		0-4-0		0-6-0																
0-3-0		0-0-0		0-0-0		HOME		0-0-0		0-2-0		0-1-0																
0-8-0		0-0-0		0-0-0		AWAY		0-1-0		0-2-0		0-5-0																
0-0-0		0-0-0		0-0-0		NEUTRAL		0-0-0		0-0-0		0-0-0																
0-9-0		0-0-0		0-0-0		NON-CONFERENCE		0-0-0		0-4-0		0-5-0																
0-2-0		0-0-0		0-0-0		HOME		0-0-0		0-2-0		0-0-0																
0-7-0		0-0-0		0-0-		AWAY		0-0-0		0-2-0		0-5-0																
0-0-0		0-0-0		0-0-0		NEUTRAL		0-0-0		0-0-0		0-0-0																
0-2-0		0-0-0		0-0-0		CONFERENCE		0-1-0		0-0-0		0-1-0																
0-1-0		0-0-0		0-0-0		HOME		0-0-0		0-0-0		0-1-0																
0-1-0		0-0-0		0-0-0		AWAY		0-1-0		0-0-0		0-0-0																
0-0-0		0-0-0		0-0-0		NEUTRAL		0-0-0		0-0-0		0-0-0																
RPI	S	Opponent		Score	RPI	S	Opponent		Score	RPI	S	Opponent		Score	RPI	S	Opponent		Score									
										98 A Stony Brook					0	1	119 H Yale 138 H Harvard 140 A Cincinnati 144 A Dartmouth 230 A Cleveland St. 233 A Siena 238 A Marist 254 H Vermont 255 A St. Bonaventure 280 A Sacred Heart											
										LAST 10 GAMES																		
										98 A Stony Brook					0	1						280 A Sacred Heart					1	5
										254 H Vermont					1	3						230 A Cleveland St.					0	2
										144 A Dartmouth					0	3						119 H Yale					1	3
										138 H Harvard					0	5						233 A Siena					1	2
										255 A St. Bonaventure					1	3						140 A Cincinnati					1	4

Non-Div. I Games:

UMass Lowell

Average RPI Win: 325		WON-LOST	WINNING	LAST 10	STRENGTH OF		OPP. STRENGTH	TEAM	ADJ		CONF.	ADJ CONF.
Average RPI Loss: 223		RECORD	PCT. RANK	GAMES	SCHEDULE		OF SCHEDULE	RPI	RPI		RPI	RPI
DIV. I ONLY		2-9-0	.18182 305	2-8-0	314		310	321	.32797 321		29	29
DIV. I NON-CONF.		2-4-0	.33333 244	2-3-0	319		319	312	.35114 312		30	30
TOTALS		RPI 1-25	RPI 26-50		W-L RECORDS		RPI 51-100		RPI 101-150		RPI 150+	
2-9-0		0-0-0	0-0-0		OVERALL		0-0-0		0-2-0		2-7-0	
2-6-0		0-0-0	0-0-0		HOME		0-0-0		0-1-0		2-5-0	
0-3-0		0-0-0	0-0-0		AWAY		0-0-0		0-1-0		0-2-0	
0-0-0		0-0-0	0-0-0		NEUTRAL		0-0-0		0-0-0		0-0-0	
2-4-0		0-0-0	0-0-0		NON-CONFERENCE		0-0-0		0-1-0		2-3-0	
2-3-0		0-0-0	0-0-0		HOME		0-0-0		0-0-0		2-3-0	
0-1-0		0-0-0	0-0-		AWAY		0-0-0		0-1-0		0-0-0	
0-0-0		0-0-0	0-0-0		NEUTRAL		0-0-0		0-0-0		0-0-0	
0-5-0		0-0-0	0-0-0		CONFERENCE		0-0-0		0-1-0		0-4-0	
0-3-0		0-0-0	0-0-0		HOME		0-0-0		0-1-0		0-2-0	
0-2-0		0-0-0	0-0-0		AWAY		0-0-0		0-0-0		0-2-0	
0-0-0		0-0-0	0-0-0		NEUTRAL		0-0-0		0-0-0		0-0-0	
RPI S	Opponent	Score	RPI S	Opponent	Score	RPI S	Opponent	Score	RPI S	Opponent	Score	
									113 A Penn	0	4	
									150 H Fairfield	0	4	
									169 H Wagner	1	3	
									233 A Siena	0	2	
									241 H Quinnipiac	0	3	
									260 A Iona	0	1	
									270 H NJIT	2	3	
									283 H Niagara	1	2	
									291 H LIU Brooklyn	1	5	
									324 H VMI	2	0	
									326 H Delaware St.	2	1	
LAST 10 GAMES												
						283 H Niagara	1	2	326 H Delaware St.	2	1	
						260 A Iona	0	1	324 H VMI	2	0	
						233 A Siena	0	2	291 H LIU Brooklyn	1	5	
						150 H Fairfield	0	4	113 A Penn	0	4	
						241 H Quinnipiac	0	3	270 H NJIT	2	3	

Non-Div. I Games:

Saint Peter's

Average RPI Win:		0	WON-LOST RECORD		WINNING PCT. RANK	LAST 10 GAMES	STRENGTH OF SCHEDULE		OPP. STRENGTH OF SCHEDULE	TEAM RPI	ADJ RPI	CONF. RPI	ADJ CONF. RPI
Average RPI Loss:		200											
DIV. I ONLY			0-11-2		.07692 319	0-8-2	293		265	322	.32285 322	32	32
DIV. I NON-CONF.			0-11-0		0 316	0-8-0	204		284	316	.33687 317	32	32
TOTALS		RPI 1-25	RPI 26-50		W-L RECORDS		RPI 51-100		RPI 101-150		RPI 150+		
0-11-2	0-0-0		0-1-0		OVERALL		0-0-0		0-2-0		0-8-2		
0-7-0	0-0-0		0-0-0		HOME		0-0-0		0-0-0		0-7-0		
0-4-2	0-0-0		0-1-0		AWAY		0-0-0		0-2-0		0-1-2		
0-0-0	0-0-0		0-0-0		NEUTRAL		0-0-0		0-0-0		0-0-0		
0-11-0	0-0-0		0-1-0		NON-CONFERENCE		0-0-0		0-2-0		0-8-0		
0-7-0	0-0-0		0-0-0		HOME		0-0-0		0-0-0		0-7-0		
0-4-0	0-0-0		0-0-0		AWAY		0-0-0		0-2-0		0-1-0		
0-0-0	0-0-0		0-0-0		NEUTRAL		0-0-0		0-0-0		0-0-0		
0-0-2	0-0-0		0-0-0		CONFERENCE		0-0-0		0-0-0		0-0-2		
0-0-0	0-0-0		0-0-0		HOME		0-0-0		0-0-0		0-0-0		
0-0-2	0-0-0		0-0-0		AWAY		0-0-0		0-0-0		0-0-2		
0-0-0	0-0-0		0-0-0		NEUTRAL		0-0-0		0-0-0		0-0-0		
RPI S	Opponent	Score	RPI S	Opponent	Score	RPI S	Opponent	Score	RPI S	Opponent	Score		
			50 A	Clemson	0 14				114 A	Middle Tenn.	0 8		
									130 A	South Ala.	0 11		
									171 H	Winthrop	1 11		
									180 H	Lipscomb	0 10		
									200 H	Mercer	0 10		
									218 H	East Tenn. St.	0 7		
									261 H	Eastern Ky.	2 3		
									277 H	Murray St.	0 10		
									292 H	South Carolina St.	0 7		
									303 A	Alcorn	2 2		
									309 A	Jacksonville St.	0 4		
									311 A	Mississippi Val.	2 2		
LAST 10 GAMES													
			303 A	Alcorn	2 2		130 A	South Ala.	0 11				
			311 A	Mississippi Val.	2 2		218 H	East Tenn. St.	0 7				
			261 H	Eastern Ky.	2 3		171 H	Winthrop	1 11				
			50 A	Clemson	0 14		309 A	Jacksonville St.	0 4				
			114 A	Middle Tenn.	0 8		277 H	Murray St.	0 10				

Non-Div. I Games:

Alabama A&M

Average RPI Win:	0	WON-LOST	WINNING	LAST 10	STRENGTH OF	OPP. STRENGTH	TEAM	ADJ	CONF.	ADJ CONF.	
Average RPI Loss:	181	RECORD	PCT. RANK	GAMES	SCHEDULE	OF SCHEDULE	RPI	RPI	RPI	RPI	
DIV. I ONLY	0-8-1	.05556	322	0-7-1	288	236	323	.32256	323	32	32
DIV. I NON-CONF.	0-8-0	0	316	0-7-0	232	197	315	.33819	316	32	32
<hr/>											
TOTALS	RPI 1-25	RPI 26-50		W-L RECORDS	RPI 51-100		RPI 101-150		RPI 150+		
0-8-1	0-0-0	0-2-0		OVERALL	0-0-0		0-1-0		0-5-1		
0-0-0	0-0-0	0-0-0		HOME	0-0-0		0-0-0		0-0-0		
0-7-1	0-0-0	0-2-0		AWAY	0-0-0		0-1-0		0-4-1		
0-1-0	0-0-0	0-0-0		NEUTRAL	0-0-0		0-0-0		0-1-0		
<hr/>											
0-8-0	0-0-0	0-2-0		NON-CONFERENCE	0-0-0		0-1-0		0-5-0		
0-0-0	0-0-0	0-0-0		HOME	0-0-0		0-0-0		0-0-0		
0-7-0	0-0-0	0-0-		AWAY	0-0-0		0-1-0		0-4-0		
0-1-0	0-0-0	0-0-0		NEUTRAL	0-0-0		0-0-0		0-1-0		
<hr/>											
0-0-1	0-0-0	0-0-0		CONFERENCE	0-0-0		0-0-0		0-0-1		
0-0-0	0-0-0	0-0-0		HOME	0-0-0		0-0-0		0-0-0		
0-0-1	0-0-0	0-0-0		AWAY	0-0-0		0-0-0		0-0-1		
0-0-0	0-0-0	0-0-0		NEUTRAL	0-0-0		0-0-0		0-0-0		
<hr/>											
RPI	S	Opponent	Score	RPI	S	Opponent	Score	RPI	S	Opponent	Score
				42	A	Texas Tech	0 8				
				43	A	South Fla.	0 7				
<hr/>											
LAST 10 GAMES											
				42	A	Texas Tech	0 8	262	A	La.-Monroe	0 4
				325	A	Grambling	0 0	148	A	Southern Miss.	0 8
				194	A	Arkansas St.	0 5	265	A	UALR	0 4
				278	N	Fla. Atlantic	0 10	43	A	South Fla.	0 7
				219	A	North Florida	1 10				

Non-Div. I Games:

Lyon

2

3

Williams Baptist

9

0

Central Baptist

2

0

Ark.-Pine Bluff

V
M
I

VMI

Average RPI Win: 0		WON-LOST	WINNING	LAST 10	STRENGTH OF		OPP. STRENGTH	TEAM	ADJ	CONF.	ADJ CONF.
Average RPI Loss: 227		RECORD	PCT. RANK	GAMES	SCHEDULE		OF SCHEDULE	RPI	RPI	RPI	RPI
DIV. I ONLY		0-3-1	.125 314	0-3-1	325		295	326	.29715 325	32	32
DIV. I NON-CONF.		0-3-0	0 316	0-3-0	261		272	324	.32173 323	32	32
TOTALS		RPI 1-25	RPI 26-50		W-L RECORDS		RPI 51-100		RPI 101-150		RPI 150+
0-3-1	0-0-0	0-0-0		OVERALL		0-0-0		0-0-0		0-3-1	
0-1-1	0-0-0	0-0-0		HOME		0-0-0		0-0-0		0-1-1	
0-2-0	0-0-0	0-0-0		AWAY		0-0-0		0-0-0		0-2-0	
0-0-0	0-0-0	0-0-0		NEUTRAL		0-0-0		0-0-0		0-0-0	
0-3-0	0-0-0	0-0-0		NON-CONFERENCE		0-0-0		0-0-0		0-3-0	
0-1-0	0-0-0	0-0-0		HOME		0-0-0		0-0-0		0-1-0	
0-2-0	0-0-0	0-0-		AWAY		0-0-0		0-0-0		0-2-0	
0-0-0	0-0-0	0-0-0		NEUTRAL		0-0-0		0-0-0		0-0-0	
0-0-1	0-0-0	0-0-0		CONFERENCE		0-0-0		0-0-0		0-0-1	
0-0-1	0-0-0	0-0-0		HOME		0-0-0		0-0-0		0-0-1	
0-0-0	0-0-0	0-0-0		AWAY		0-0-0		0-0-0		0-0-0	
0-0-0	0-0-0	0-0-0		NEUTRAL		0-0-0		0-0-0		0-0-0	
RPI S	Opponent	Score	RPI S	Opponent	Score	RPI S	Opponent	Score	RPI S	Opponent	Score
									194 A	Arkansas St.	0 7
									225 H	Louisiana Tech	0 6
									262 A	La.-Monroe	0 9
									323 H	Ark.-Pine Bluff	0 0
LAST 10 GAMES											
			225 H	Louisiana Tech	0 6		323 H	Ark.-Pine Bluff	0 0		
			194 A	Arkansas St.	0 7						
			262 A	La.-Monroe	0 9						

Non-Div. I Games:

Grambling

Average RPI Win: 0		WON-LOST	WINNING	LAST 10	STRENGTH OF		OPP. STRENGTH	TEAM	ADJ	CONF.	ADJ CONF.
Average RPI Loss: 232		RECORD	PCT. RANK	GAMES	SCHEDULE		OF SCHEDULE	RPI	RPI	RPI	RPI
DIV. I ONLY		0-11-0	0	323	0-10-0		292	316	325	.2944	326
DIV. I NON-CONF.		0-10-0	0	316	0-9-0		275	312	327	.29967	327
TOTALS		RPI 1-25	RPI 26-50		W-L RECORDS		RPI 51-100		RPI 101-150		RPI 150+
0-11-0	0-0-0	0-0-0		OVERALL		0-0-0		0-2-0		0-9-0	
0-5-0	0-0-0	0-0-0		HOME		0-0-0		0-1-0		0-4-0	
0-6-0	0-0-0	0-0-0		AWAY		0-0-0		0-1-0		0-5-0	
0-0-0	0-0-0	0-0-0		NEUTRAL		0-0-0		0-0-0		0-0-0	
0-10-0	0-0-0	0-0-0		NON-CONFERENCE		0-0-0		0-2-0		0-8-0	
0-4-0	0-0-0	0-0-0		HOME		0-0-0		0-1-0		0-3-0	
0-6-0	0-0-0	0-0-		AWAY		0-0-0		0-1-0		0-5-0	
0-0-0	0-0-0	0-0-0		NEUTRAL		0-0-0		0-0-0		0-0-0	
0-1-0	0-0-0	0-0-0		CONFERENCE		0-0-0		0-0-0		0-1-0	
0-1-0	0-0-0	0-0-0		HOME		0-0-0		0-0-0		0-1-0	
0-0-0	0-0-0	0-0-0		AWAY		0-0-0		0-0-0		0-0-0	
0-0-0	0-0-0	0-0-0		NEUTRAL		0-0-0		0-0-0		0-0-0	
RPI S	Opponent	Score	RPI S	Opponent	Score	RPI S	Opponent	Score	RPI S	Opponent	Score
									111 A	Radford	0 6
									146 H	Cornell	0 1
									169 H	Wagner	0 2
									187 A	Fairleigh Dickinson	1 2
									206 H	Temple	0 4
									252 H	Bryant	0 2
									270 H	NJIT	0 3
									281 A	Manhattan	0 2
									288 A	Mt. St. Mary's	1 3
									321 A	Saint Peter's	1 2
									324 A	VMI	0 2
LAST 10 GAMES											
	146 H	Cornell	0	1		187 A	Fairleigh Dickinson	1	2		
	270 H	NJIT	0	3		169 H	Wagner	0	2		
	324 A	VMI	0	2		288 A	Mt. St. Mary's	1	3		
	111 A	Radford	0	6		321 A	Saint Peter's	1	2		
	252 H	Bryant	0	2		281 A	Manhattan	0	2		

Non-Div. I Games:

Delaware St.

[illegible]

Non-Div. I Games:

St. Mary's (TX)

1

4

St. Edward's

2

8

Incarnate Word

1

7

Texas Southern