

Average RPI Win:	35	WON-LOST RECORD	WINNING PCT. RANK	LAST 10 GAMES	STRENGTH OF SCHEDULE	OPP. STRENGTH OF SCHEDULE	TEAM RPI	ADJ RPI	CONF. RPI	ADJ CONF. RPI	
DIV. I ONLY		4-2-1	.64286 88	4-2-1	1	1	1	.73498 1	4	4	
DIV. I NON-CONF.		3-2-1	.58333 121	3-2-1	1	3	1	.72852 1	4	4	
<hr/>											
TOTALS	RPI 1-25	RPI 26-50		W-L RECORDS	RPI 51-100		RPI 101-150		RPI 150+		
4-2-1	2-2-1	1-0-0		OVERALL	1-0-0		0-0-0		0-0-0		
1-1-0	0-1-0	0-0-0		HOME	1-0-0		0-0-0		0-0-0		
1-1-1	1-1-1	0-0-0		AWAY	0-0-0		0-0-0		0-0-0		
2-0-0	1-0-0	1-0-0		NEUTRAL	0-0-0		0-0-0		0-0-0		
3-2-1	1-2-1	1-0-0		NON-CONFERENCE	1-0-0		0-0-0		0-0-0		
1-1-0	0-1-0	0-0-0		HOME	1-0-0		0-0-0		0-0-0		
0-1-1	0-1-1	0-0-		AWAY	0-0-0		0-0-0		0-0-0		
2-0-0	1-0-0	1-0-0		NEUTRAL	0-0-0		0-0-0		0-0-0		
1-0-0	1-0-0	0-0-0		CONFERENCE	0-0-0		0-0-0		0-0-0		
0-0-0	0-0-0	0-0-0		HOME	0-0-0		0-0-0		0-0-0		
1-0-0	1-0-0	0-0-0		AWAY	0-0-0		0-0-0		0-0-0		
0-0-0	0-0-0	0-0-0		NEUTRAL	0-0-0		0-0-0		0-0-0		
RPI S	Opponent	Score	RPI S	Opponent	Score	RPI S	Opponent	Score	RPI S	Opponent	Score
3 A	UCLA	0 0	33 N	Arkansas	2 1	82 H	Ohio St.	1 0			
4 H	Stanford	0 1									
7 A	Pepperdine	0 1									
8 N	Penn St.	1 0									
18 A	Notre Dame	3 2									
<hr/>											
LAST 10 GAMES											
18 A	Notre Dame	3 2	82 H	Ohio St.	1 0						
33 N	Arkansas	2 1	4 H	Stanford	0 1						
8 N	Penn St.	1 0									
7 A	Pepperdine	0 1									
3 A	UCLA	0 0									

Non-Div. I Games:

North Carolina

Average RPI Win:	102	WON-LOST RECORD	WINNING PCT. RANK		LAST 10 GAMES	STRENGTH OF SCHEDULE		OPP. STRENGTH OF SCHEDULE	TEAM RPI	ADJ RPI	CONF. RPI	ADJ CONF. RPI		
Average RPI Loss:	0													
DIV. I ONLY		10-0-0	1	1	10-0-0	11	80	2	.72854	2	4	4		
DIV. I NON-CONF.		9-0-0	1	1	9-0-0	24	89	4	.71088	4	4	4		
<hr/>														
TOTALS	RPI 1-25	RPI 26-50		W-L RECORDS		RPI 51-100		RPI 101-150		RPI 150+				
10-0-0	1-0-0	1-0-0		OVERALL		5-0-0		1-0-0		2-0-0				
5-0-0	1-0-0	1-0-0		HOME		3-0-0		0-0-0		0-0-0				
5-0-0	0-0-0	0-0-0		AWAY		2-0-0		1-0-0		2-0-0				
0-0-0	0-0-0	0-0-0		NEUTRAL		0-0-0		0-0-0		0-0-0				
9-0-0	0-0-0	1-0-0		NON-CONFERENCE		5-0-0		1-0-0		2-0-0				
4-0-0	0-0-0	1-0-0		HOME		3-0-0		0-0-0		0-0-0				
5-0-0	0-0-0	0-0-		AWAY		2-0-0		1-0-0		2-0-0				
0-0-0	0-0-0	0-0-0		NEUTRAL		0-0-0		0-0-0		0-0-0				
1-0-0	1-0-0	0-0-0		CONFERENCE		0-0-0		0-0-0		0-0-0				
1-0-0	1-0-0	0-0-0		HOME		0-0-0		0-0-0		0-0-0				
0-0-0	0-0-0	0-0-0		AWAY		0-0-0		0-0-0		0-0-0				
0-0-0	0-0-0	0-0-0		NEUTRAL		0-0-0		0-0-0		0-0-0				
RPI	S	Opponent	Score		RPI	S	Opponent	Score		RPI	S	Opponent	Score	
10	H	Clemson	2 0		37	H	Georgetown	6 1		66	A	East Carolina	3 0	
										77	H	Buffalo	5 0	
										82	A	Ohio St.	3 1	
										93	H	VCU	6 0	
										99	H	UNC Wilmington	2 0	

Non-Div. I Games:

Virginia Tech

Average RPI Win: 67		WON-LOST RECORD		WINNING PCT. RANK		LAST 10 GAMES		STRENGTH OF SCHEDULE		OPP. STRENGTH OF SCHEDULE		TEAM RPI		ADJ RPI		CONF. RPI		ADJ CONF. RPI							
Average RPI Loss: 0		8-0-1		.94444 5		8-0-1		23		2		3		.72438 3		1		1							
DIV. I ONLY		8-0-1		.94444 8		8-0-1		25		2		2		.72438 2		1		1							
DIV. I NON-CONF.																									
TOTALS		RPI 1-25		RPI 26-50		W-L RECORDS		RPI 51-100		RPI 101-150		RPI 150+													
8-0-1		2-0-1		1-0-0		OVERALL		3-0-0		2-0-0		0-0-0													
5-0-1		1-0-1		0-0-0		HOME		3-0-0		1-0-0		0-0-0													
2-0-0		0-0-0		1-0-0		AWAY		0-0-0		1-0-0		0-0-0													
1-0-0		1-0-0		0-0-0		NEUTRAL		0-0-0		0-0-0		0-0-0													
8-0-1		2-0-1		1-0-0		NON-CONFERENCE		3-0-0		2-0-0		0-0-0													
5-0-1		1-0-1		0-0-0		HOME		3-0-0		1-0-0		0-0-0													
2-0-0		0-0-0		1-0-		AWAY		0-0-0		1-0-0		0-0-0													
1-0-0		1-0-0		0-0-0		NEUTRAL		0-0-0		0-0-0		0-0-0													
0-0-0		0-0-0		0-0-0		CONFERENCE		0-0-0		0-0-0		0-0-0													
0-0-0		0-0-0		0-0-0		HOME		0-0-0		0-0-0		0-0-0													
0-0-0		0-0-0		0-0-0		AWAY		0-0-0		0-0-0		0-0-0													
0-0-0		0-0-0		0-0-0		NEUTRAL		0-0-0		0-0-0		0-0-0													
RPI	S	Opponent		Score		RPI	S	Opponent		Score		RPI	S	Opponent		Score									
1	H	North Carolina		0	0	43	A	Texas		1	0	53	H	San Diego		2	0	113	H	Loyola Marymount	4	1			
7	N	Pepperdine		2	0							90	H	Wake Forest		2	1	114	A	Hawaii	6	0			
25	H	Maryland		3	0							91	H	UC Irvine		3	0								
LAST 10 GAMES																									
7 N Pepperdine						2	0	113 H Loyola Marymount						4	1										
114 A Hawaii						6	0	43 A Texas						1	0										
53 H San Diego						2	0	90 H Wake Forest						2	1										
1 H North Carolina						0	0	25 H Maryland						3	0										
91 H UC Irvine						3	0																		

[illegible]

Non-Div. I Games:

Stanford

Average RPI Win:	78	WON-LOST	WINNING	LAST 10	STRENGTH OF	OPP. STRENGTH	TEAM	ADJ	CONF.	ADJ CONF.	
Average RPI Loss:	10	RECORD	PCT. RANK	GAMES	SCHEDULE	OF SCHEDULE	RPI	RPI	RPI	RPI	
DIV. I ONLY	8-1-0	.88889	11	8-1-0	10	17	5	.71477	5	2	2
DIV. I NON-CONF.	7-1-0	.875	17	7-1-0	14	24	8	.70522	8	2	2
<hr/>											
TOTALS	RPI 1-25	RPI 26-50		W-L RECORDS		RPI 51-100		RPI 101-150		RPI 150+	
8-1-0	0-1-0	3-0-0		OVERALL		2-0-0		2-0-0		1-0-0	
4-1-0	0-1-0	1-0-0		HOME		0-0-0		2-0-0		1-0-0	
3-0-0	0-0-0	2-0-0		AWAY		1-0-0		0-0-0		0-0-0	
1-0-0	0-0-0	0-0-0		NEUTRAL		1-0-0		0-0-0		0-0-0	
<hr/>											
7-1-0	0-1-0	2-0-0		NON-CONFERENCE		2-0-0		2-0-0		1-0-0	
4-1-0	0-1-0	1-0-0		HOME		0-0-0		2-0-0		1-0-0	
2-0-0	0-0-0	1-0-		AWAY		1-0-0		0-0-0		0-0-0	
1-0-0	0-0-0	0-0-0		NEUTRAL		1-0-0		0-0-0		0-0-0	
<hr/>											
1-0-0	0-0-0	1-0-0		CONFERENCE		0-0-0		0-0-0		0-0-0	
0-0-0	0-0-0	0-0-0		HOME		0-0-0		0-0-0		0-0-0	
1-0-0	0-0-0	1-0-0		AWAY		0-0-0		0-0-0		0-0-0	
0-0-0	0-0-0	0-0-0		NEUTRAL		0-0-0		0-0-0		0-0-0	
<hr/>											
RPI S	Opponent	Score	RPI S	Opponent	Score	RPI S	Opponent	Score	RPI S	Opponent	Score
10 H	Clemson	0 1	27 A	Auburn	2 1	51 N	FGCU	2 0	107 H	Samford	2 0
			38 A	South Fla.	3 0	66 A	East Carolina	2 0	121 H	Milwaukee	2 0
			44 H	Boston U.	1 0				173 H	High Point	2 0
<hr/>											
LAST 10 GAMES											
121 H	Milwaukee	2 0	27 A	Auburn	2 1	51 N	FGCU	2 0	38 A	South Fla.	3 0
44 H	Boston U.	1 0	51 N	FGCU	2 0	66 A	East Carolina	2 0	107 H	Samford	2 0
107 H	Samford	2 0	121 H	Milwaukee	2 0	173 H	High Point	2 0	44 H	Boston U.	1 0
66 A	East Carolina	2 0	27 A	Auburn	2 1	10 H	Clemson	0 1			

Non-Div. I Games:

South Carolina

Average RPI Win:	71	WON-LOST RECORD	WINNING PCT. RANK	LAST 10 GAMES	STRENGTH OF SCHEDULE	OPP. STRENGTH OF SCHEDULE	TEAM RPI	ADJ RPI	CONF. RPI	ADJ CONF. RPI				
Average RPI Loss:	35													
DIV. I ONLY		7-1-1	.83333	24	7-1-1	4	31	6	.7119	6	2	2		
DIV. I NON-CONF.		6-1-1	.8125	29	6-1-1	4	58	6	.70677	6	2	2		
<hr/>														
TOTALS	RPI 1-25	RPI 26-50		W-L RECORDS		RPI 51-100		RPI 101-150		RPI 150+				
7-1-1	2-0-0	0-1-1		OVERALL		3-0-0		2-0-0		0-0-0				
7-0-0	2-0-0	0-0-0		HOME		3-0-0		2-0-0		0-0-0				
0-1-0	0-0-0	0-1-0		AWAY		0-0-0		0-0-0		0-0-0				
0-0-1	0-0-0	0-0-1		NEUTRAL		0-0-0		0-0-0		0-0-0				
6-1-1	1-0-0	0-1-1		NON-CONFERENCE		3-0-0		2-0-0		0-0-0				
6-0-0	1-0-0	0-0-0		HOME		3-0-0		2-0-0		0-0-0				
0-1-0	0-0-0	0-0-		AWAY		0-0-0		0-0-0		0-0-0				
0-0-1	0-0-0	0-0-1		NEUTRAL		0-0-0		0-0-0		0-0-0				
1-0-0	1-0-0	0-0-0		CONFERENCE		0-0-0		0-0-0		0-0-0				
1-0-0	1-0-0	0-0-0		HOME		0-0-0		0-0-0		0-0-0				
0-0-0	0-0-0	0-0-0		AWAY		0-0-0		0-0-0		0-0-0				
0-0-0	0-0-0	0-0-0		NEUTRAL		0-0-0		0-0-0		0-0-0				
RPI	S	Opponent	Score		RPI	S	Opponent	Score		RPI	S	Opponent	Score	
16	H	UCF	3	0	35	A	Arizona St.	1	2	51	H	FGCU	2	1
19	H	Tennessee	3	0	40	N	Arizona	2	2	58	H	Illinois St.	4	1
										97	H	Dayton	4	3
				</										

Non-Div. I Games:

Texas A&M

Average RPI Win:	93	WON-LOST RECORD	WINNING PCT. RANK	LAST 10 GAMES	STRENGTH OF SCHEDULE	OPP. STRENGTH OF SCHEDULE	TEAM RPI	ADJ RPI	CONF. RPI	ADJ CONF. RPI	
DIV. I ONLY		8-1-1	.85 22	8-1-1	7	12	7	.71074 7	7	7	
DIV. I NON-CONF.		8-1-1	.85 22	8-1-1	9	13	5	.71074 5	7	7	
<hr/>											
TOTALS	RPI 1-25	RPI 26-50		W-L RECORDS	RPI 51-100		RPI 101-150		RPI 150+		
8-1-1	2-1-0	1-0-1		OVERALL	1-0-0		3-0-0		1-0-0		
5-0-0	2-0-0	0-0-0		HOME	0-0-0		3-0-0		0-0-0		
3-0-0	0-0-0	1-0-0		AWAY	1-0-0		0-0-0		1-0-0		
0-1-1	0-1-0	0-0-1		NEUTRAL	0-0-0		0-0-0		0-0-0		
<hr/>											
8-1-1	2-1-0	1-0-1		NON-CONFERENCE	1-0-0		3-0-0		1-0-0		
5-0-0	2-0-0	0-0-0		HOME	0-0-0		3-0-0		0-0-0		
3-0-0	0-0-0	1-0-		AWAY	1-0-0		0-0-0		1-0-0		
0-1-1	0-1-0	0-0-1		NEUTRAL	0-0-0		0-0-0		0-0-0		
<hr/>											
0-0-0	0-0-0	0-0-0		CONFERENCE	0-0-0		0-0-0		0-0-0		
0-0-0	0-0-0	0-0-0		HOME	0-0-0		0-0-0		0-0-0		
0-0-0	0-0-0	0-0-0		AWAY	0-0-0		0-0-0		0-0-0		
0-0-0	0-0-0	0-0-0		NEUTRAL	0-0-0		0-0-0		0-0-0		
<hr/>											
RPI S	Opponent	Score	RPI S	Opponent	Score	RPI S	Opponent	Score	RPI S	Opponent	Score
1 H	North Carolina	1 0	31 N	Washington St.	0 0	64 A	Kentucky	3 2	124 H	Cal Poly	2 1
3 N	UCLA	0 2	45 A	Southern California	2 1				133 H	Boise St.	2 0
25 H	Maryland	1 0							134 H	Fla. Atlantic	4 0
									217 A	Xavier	2 0
<hr/>											
			LAST 10 GAMES								
			45 A Southern California 2 1			64 A Kentucky 3 2					
			133 H Boise St. 2 0			217 A Xavier 2 0					
			134 H Fla. Atlantic 4 0			3 N UCLA 0 2					
			25 H Maryland 1 0			31 N Washington St. 0 0					
			124 H Cal Poly 2 1			1 H North Carolina 1 0					

Non-Div. I Games:

Pepperdine

Average RPI Win: 62		WON-LOST	WINNING	LAST 10	STRENGTH OF		OPP. STRENGTH	TEAM	ADJ	CONF.	ADJ CONF.
Average RPI Loss: 1		RECORD	PCT. RANK	GAMES	SCHEDULE		OF SCHEDULE	RPI	RPI	RPI	RPI
DIV. I ONLY		7-1-0	.875	18	7-1-0		22	4	8	.70332	8
DIV. I NON-CONF.		4-1-0	.8	33	4-1-0		13	1	7	.70526	7
TOTALS		RPI 1-25	RPI 26-50		W-L RECORDS		RPI 51-100		RPI 101-150		RPI 150+
7-1-0		1-1-0	3-0-0		OVERALL		1-0-0		2-0-0		0-0-0
4-0-0		1-0-0	1-0-0		HOME		1-0-0		1-0-0		0-0-0
3-0-0		0-0-0	2-0-0		AWAY		0-0-0		1-0-0		0-0-0
0-1-0		0-1-0	0-0-0		NEUTRAL		0-0-0		0-0-0		0-0-0
4-1-0		1-1-0	2-0-0		NON-CONFERENCE		0-0-0		1-0-0		0-0-0
3-0-0		1-0-0	1-0-0		HOME		0-0-0		1-0-0		0-0-0
1-0-0		0-0-0	1-0-		AWAY		0-0-0		0-0-0		0-0-0
0-1-0		0-1-0	0-0-0		NEUTRAL		0-0-0		0-0-0		0-0-0
3-0-0		0-0-0	1-0-0		CONFERENCE		1-0-0		1-0-0		0-0-0
1-0-0		0-0-0	0-0-0		HOME		1-0-0		0-0-0		0-0-0
2-0-0		0-0-0	1-0-0		AWAY		0-0-0		1-0-0		0-0-0
0-0-0		0-0-0	0-0-0		NEUTRAL		0-0-0		0-0-0		0-0-0
RPI S	Opponent	Score		RPI S	Opponent	Score		RPI S	Opponent	Score	
1 N	North Carolina	0	1	36 H	UConn	3	1	82 H	Ohio St.	5	1
17 H	West Virginia	3	1	41 A	Duke	4	3	104 H	Syracuse	2	0
				46 A	Purdue	1	0	106 A	Indiana	3	0
				LAST 10 GAMES							
				82 H	Ohio St.	5	1	46 A	Purdue	1	0
				106 A	Indiana	3	0	41 A	Duke	4	3
				17 H	West Virginia	3	1	1 N	North Carolina	0	1
								36 H	UConn	3	1
								104 H	Syracuse	2	0

Non-Div. I Games:

Penn St.

Average RPI Win: 105		WON-LOST RECORD		WINNING PCT. RANK		LAST 10 GAMES		STRENGTH OF SCHEDULE		OPP. STRENGTH OF SCHEDULE		TEAM RPI		ADJ RPI		CONF. RPI		ADJ CONF. RPI	
Average RPI Loss: 0																			
DIV. I ONLY		9-0-0		1 1		9-0-0		72		16		9		.69463 9		3		3	
DIV. I NON-CONF.		9-0-0		1 1		9-0-0		66		15		9		.69463 9		3		3	
TOTALS		RPI 1-25		RPI 26-50		W-L RECORDS		RPI 51-100		RPI 101-150		RPI 150+							
9-0-0		1-0-0		1-0-0		OVERALL		4-0-0		1-0-0		2-0-0							
4-0-0		0-0-0		0-0-0		HOME		1-0-0		1-0-0		2-0-0							
2-0-0		1-0-0		1-0-0		AWAY		0-0-0		0-0-0		0-0-0							
3-0-0		0-0-0		0-0-0		NEUTRAL		3-0-0		0-0-0		0-0-0							
9-0-0		1-0-0		1-0-0		NON-CONFERENCE		4-0-0		1-0-0		2-0-0							
4-0-0		0-0-0		0-0-0		HOME		1-0-0		1-0-0		2-0-0							
2-0-0		1-0-0		1-0-		AWAY		0-0-0		0-0-0		0-0-0							
3-0-0		0-0-0		0-0-0		NEUTRAL		3-0-0		0-0-0		0-0-0							
0-0-0		0-0-0		0-0-0		CONFERENCE		0-0-0		0-0-0		0-0-0							
0-0-0		0-0-0		0-0-0		HOME		0-0-0		0-0-0		0-0-0							
0-0-0		0-0-0		0-0-0		AWAY		0-0-0		0-0-0		0-0-0							
0-0-0		0-0-0		0-0-0		NEUTRAL		0-0-0		0-0-0		0-0-0							
RPI S	Opponent		Score		RPI S	Opponent		Score		RPI S	Opponent		Score		RPI S	Opponent		Score	
18 A	Notre Dame		2 1		26 A	California		1 0		67 N	Tulsa		3 1		118 H	Oral Roberts		5 0	
										78 N	Memphis		1 0		199 H	Abilene Christian		2 0	
										80 H	Portland St.		1 0		277 H	Sam Houston St.		3 1	
										81 N	Eastern Mich.		2 1						
				LAST 10 GAMES															
					78 N	Memphis		1 0		80 H	Portland St.		1 0						
					67 N	Tulsa		3 1		277 H	Sam Houston St.		3 1						
					199 H	Abilene Christian		2 0		81 N	Eastern Mich.		2 1						
					26 A	California		1 0		18 A	Notre Dame		2 1						
										118 H	Oral Roberts		5 0						

Non-Div. I Games:

Texas Tech

Average RPI Win: 127		WON-LOST	WINNING	LAST 10	STRENGTH OF	OPP. STRENGTH	TEAM	ADJ	CONF.	ADJ CONF.							
Average RPI Loss: 2		RECORD	PCT. RANK	GAMES	SCHEDULE	OF SCHEDULE	RPI	RPI	RPI	RPI							
DIV. I ONLY		7-1-1	.83333	24	7-1-1	18	57	10	.67817	10	4	4					
DIV. I NON-CONF.		7-0-1	.9375	12	7-0-1	43	77	11	.67884	11	4	4					
<hr/>																	
TOTALS		RPI 1-25		RPI 26-50		W-L RECORDS		RPI 51-100		RPI 101-150		RPI 150+					
7-1-1		1-1-0		1-0-0		OVERALL		1-0-0		1-0-1		3-0-0					
3-0-1		0-0-0		1-0-0		HOME		0-0-0		1-0-1		1-0-0					
4-1-0		1-1-0		0-0-0		AWAY		1-0-0		0-0-0		2-0-0					
0-0-0		0-0-0		0-0-0		NEUTRAL		0-0-0		0-0-0		0-0-0					
<hr/>																	
7-0-1		1-0-0		1-0-0		NON-CONFERENCE		1-0-0		1-0-1		3-0-0					
3-0-1		0-0-0		1-0-0		HOME		0-0-0		1-0-1		1-0-0					
4-0-0		1-0-0		0-0-		AWAY		1-0-0		0-0-0		2-0-0					
0-0-0		0-0-0		0-0-0		NEUTRAL		0-0-0		0-0-0		0-0-0					
<hr/>																	
0-1-0		0-1-0		0-0-0		CONFERENCE		0-0-0		0-0-0		0-0-0					
0-0-0		0-0-0		0-0-0		HOME		0-0-0		0-0-0		0-0-0					
0-1-0		0-1-0		0-0-0		AWAY		0-0-0		0-0-0		0-0-0					
0-0-0		0-0-0		0-0-0		NEUTRAL		0-0-0		0-0-0		0-0-0					
<hr/>																	
RPI	S	Opponent		Score		RPI	S	Opponent		Score		RPI	S	Opponent		Score	
2	A	Virginia Tech		0 2		27	H	Auburn		2 1		93	A	VCU		4 1	
5	A	South Carolina		1 0								119	H	Drexel		3 0	
												143	H	Charlotte		1 1	
												161	H	Wofford		1 0	
												187	A	Elon		5 0	
												295	A	Winthrop		7 0	
<hr/>																	
						LAST 10 GAMES											
						2 A Virginia Tech 0 2						93 A VCU 4 1					
						161 H Wofford 1 0						187 A Elon 5 0					
						119 H Drexel 3 0						295 A Winthrop 7 0					
						143 H Charlotte 1 1						27 H Auburn 2 1					
						5 A South Carolina 1 0											

Non-Div. I Games:

Clemson

Average RPI Win:		94	WON-LOST RECORD		WINNING PCT. RANK		LAST 10 GAMES		STRENGTH OF SCHEDULE		OPP. STRENGTH OF SCHEDULE		TEAM RPI		ADJ RPI		CONF. RPI		ADJ CONF. RPI								
DIV. I ONLY			8-1-0		.88889 11		8-1-0		63		8		11		.66856 11		5		5								
DIV. I NON-CONF.			6-0-0		1 1		6-0-0		99		7		10		.68218 10		5		5								
TOTALS		RPI 1-25		RPI 26-50		W-L RECORDS		RPI 51-100		RPI 101-150		RPI 150+															
8-1-0		2-0-0		0-0-0		OVERALL		4-1-0		1-0-0		1-0-0															
5-0-0		1-0-0		0-0-0		HOME		2-0-0		1-0-0		1-0-0															
2-1-0		1-0-0		0-0-0		AWAY		1-1-0		0-0-0		0-0-0															
1-0-0		0-0-0		0-0-0		NEUTRAL		1-0-0		0-0-0		0-0-0															
6-0-0		2-0-0		0-0-0		NON-CONFERENCE		2-0-0		1-0-0		1-0-0															
4-0-0		1-0-0		0-0-0		HOME		1-0-0		1-0-0		1-0-0															
1-0-0		1-0-0		0-0-		AWAY		0-0-0		0-0-0		0-0-0															
1-0-0		0-0-0		0-0-0		NEUTRAL		1-0-0		0-0-0		0-0-0															
2-1-0		0-0-0		0-0-0		CONFERENCE		2-1-0		0-0-0		0-0-0															
1-0-0		0-0-0		0-0-0		HOME		1-0-0		0-0-0		0-0-0															
1-1-0		0-0-0		0-0-0		AWAY		1-1-0		0-0-0		0-0-0															
0-0-0		0-0-0		0-0-0		NEUTRAL		0-0-0		0-0-0		0-0-0															
RPI	S	Opponent		Score		RPI	S	Opponent		Score		RPI	S	Opponent		Score											
19	H	Tennessee		2	1							55	A	Michigan St.		2	1	131	H	South Dakota St.		5	0				
23	A	Washington		4	0							57	A	Michigan		1	2	270	H	UNI		3	0				
												75	H	Nebraska		3	0										
												84	H	Oregon		1	0										
												94	N	Portland		3	0										
						LAST 10 GAMES																					
						57 A Michigan						1	2	75 H Nebraska						3	0						
						55 A Michigan St.						2	1	131 H South Dakota St.						5	0						
						94 N Portland						3	0	19 H Tennessee						2	1						
						23 A Washington						4	0	84 H Oregon						1	0						
						270 H UNI						3	0														

Non-Div. I Games:

Wisconsin

[illegible]

Non-Div. I Games:

Florida St.

Average RPI Win: 118		WON-LOST RECORD	WINNING PCT. RANK		LAST 10 GAMES	STRENGTH OF SCHEDULE	OPP. STRENGTH OF SCHEDULE	TEAM RPI	ADJ RPI	CONF. RPI	ADJ CONF. RPI						
Average RPI Loss: 71																	
DIV. I ONLY		6-1-1	.8125	28	6-1-1	33	82	13	.65697	13	2	2					
DIV. I NON-CONF.		5-1-0	.83333	24	5-1-0	39	84	15	.65225	15	2	2					
<hr/>																	
TOTALS		RPI 1-25		RPI 26-50		W-L RECORDS		RPI 51-100		RPI 101-150		RPI 150+					
6-1-1		1-0-0		0-0-0		OVERALL		2-1-1		1-0-0		2-0-0					
4-0-0		1-0-0		0-0-0		HOME		1-0-0		1-0-0		1-0-0					
2-1-1		0-0-0		0-0-0		AWAY		1-1-1		0-0-0		1-0-0					
0-0-0		0-0-0		0-0-0		NEUTRAL		0-0-0		0-0-0		0-0-0					
5-1-0		1-0-0		0-0-0		NON-CONFERENCE		1-1-0		1-0-0		2-0-0					
3-0-0		1-0-0		0-0-0		HOME		0-0-0		1-0-0		1-0-0					
2-1-0		0-0-0		0-0-		AWAY		1-1-0		0-0-0		1-0-0					
0-0-0		0-0-0		0-0-0		NEUTRAL		0-0-0		0-0-0		0-0-0					
1-0-1		0-0-0		0-0-0		CONFERENCE		1-0-1		0-0-0		0-0-0					
1-0-0		0-0-0		0-0-0		HOME		1-0-0		0-0-0		0-0-0					
0-0-1		0-0-0		0-0-0		AWAY		0-0-1		0-0-0		0-0-0					
0-0-0		0-0-0		0-0-0		NEUTRAL		0-0-0		0-0-0		0-0-0					
RPI	S	Opponent		Score		RPI	S	Opponent		Score		RPI	S	Opponent		Score	
16	H	UCF		1 0								56	A	Ole Miss		1 1	
												71	A	Long Beach St.		2 3	
												72	A	Furman		4 0	
												83	H	Vanderbilt		3 1	

Non-Div. I Games:

Georgia

Average RPI Win: 122		WON-LOST RECORD		WINNING PCT. RANK		LAST 10 GAMES		STRENGTH OF SCHEDULE		OPP. STRENGTH OF SCHEDULE		TEAM RPI		ADJ RPI		CONF. RPI		ADJ CONF. RPI											
Average RPI Loss: 0																													
DIV. I ONLY		9-0-0		1 1		9-0-0		151		14		14		.65615 14		4		4											
DIV. I NON-CONF.		8-0-0		1 1		8-0-0		111		16		12		.67164 12		4		4											
TOTALS		RPI 1-25		RPI 26-50		W-L RECORDS		RPI 51-100		RPI 101-150		RPI 150+																	
9-0-0		1-0-0		1-0-0		OVERALL		0-0-0		4-0-0		3-0-0																	
7-0-0		1-0-0		1-0-0		HOME		0-0-0		2-0-0		3-0-0																	
2-0-0		0-0-0		0-0-0		AWAY		0-0-0		2-0-0		0-0-0																	
0-0-0		0-0-0		0-0-0		NEUTRAL		0-0-0		0-0-0		0-0-0																	
8-0-0		1-0-0		1-0-0		NON-CONFERENCE		0-0-0		4-0-0		2-0-0																	
6-0-0		1-0-0		1-0-0		HOME		0-0-0		2-0-0		2-0-0																	
2-0-0		0-0-0		0-0-		AWAY		0-0-0		2-0-0		0-0-0																	
0-0-0		0-0-0		0-0-0		NEUTRAL		0-0-0		0-0-0		0-0-0																	
1-0-0		0-0-0		0-0-0		CONFERENCE		0-0-0		0-0-0		1-0-0																	
1-0-0		0-0-0		0-0-0		HOME		0-0-0		0-0-0		1-0-0																	
0-0-0		0-0-0		0-0-0		AWAY		0-0-0		0-0-0		0-0-0																	
0-0-0		0-0-0		0-0-0		NEUTRAL		0-0-0		0-0-0		0-0-0																	
RPI S	Opponent	Score		RPI S	Opponent	Score		RPI S	Opponent	Score		RPI S	Opponent	Score															
19 H	Tennessee	2 1		42 H	Hofstra	3 1						107 A	Samford	3 1															
												109 H	Marshall	3 0															
												126 H	Richmond	4 0															
												128 A	Alabama	3 0															
												157 H	Miami (FL)	3 1															
												201 H	Villanova	5 0															
												210 H	Old Dominion	5 0															
				LAST 10 GAMES																									
				128 A Alabama				3 0				157 H Miami (FL)				3 1													
				201 H Villanova				5 0				210 H Old Dominion				5 0													
				126 H Richmond				4 0				42 H Hofstra				3 1													
				109 H Marshall				3 0				19 H Tennessee				2 1													
												107 A Samford				3 1													

Non-Div. I Games:

Virginia

U
C
F

UCF

Average RPI Win: 114		WON-LOST	WINNING		LAST 10	STRENGTH OF		OPP. STRENGTH	TEAM	ADJ	CONF.	ADJ CONF.				
Average RPI Loss: 25		RECORD	PCT. RANK		GAMES	SCHEDULE		OF SCHEDULE	RPI	RPI	RPI	RPI				
DIV. I ONLY		7-2-1	.75	42	7-2-1	35		20	18	.65133	17	3	3			
DIV. I NON-CONF.		7-2-1	.75	43	7-2-1	33		19	17	.65133	17	3	3			
TOTALS		RPI 1-25	RPI 26-50		W-L RECORDS		RPI 51-100		RPI 101-150		RPI 150+					
7-2-1		0-1-0	3-1-1		OVERALL		0-0-0		1-0-0		3-0-0					
6-1-1		0-0-0	2-1-1		HOME		0-0-0		1-0-0		3-0-0					
0-1-0		0-1-0	0-0-0		AWAY		0-0-0		0-0-0		0-0-0					
1-0-0		0-0-0	1-0-0		NEUTRAL		0-0-0		0-0-0		0-0-0					
7-2-1		0-1-0	3-1-1		NON-CONFERENCE		0-0-0		1-0-0		3-0-0					
6-1-1		0-0-0	2-1-1		HOME		0-0-0		1-0-0		3-0-0					
0-1-0		0-1-0	0-0-		AWAY		0-0-0		0-0-0		0-0-0					
1-0-0		0-0-0	1-0-0		NEUTRAL		0-0-0		0-0-0		0-0-0					
0-0-0		0-0-0	0-0-0		CONFERENCE		0-0-0		0-0-0		0-0-0					
0-0-0		0-0-0	0-0-0		HOME		0-0-0		0-0-0		0-0-0					
0-0-0		0-0-0	0-0-0		AWAY		0-0-0		0-0-0		0-0-0					
0-0-0		0-0-0	0-0-0		NEUTRAL		0-0-0		0-0-0		0-0-0					
RPI	S	Opponent	Score		RPI	S	Opponent	Score		RPI	S	Opponent	Score			
8	A	Penn St.	1	3	34	N	Missouri	3	2			110	H	UNC Greensboro	2	0
					37	H	Georgetown	1	1			171	H	Duquesne	4	1
					41	H	Duke	0	2			187	H	Elon	2	0
					42	H	Hofstra	4	0			201	H	Villanova	4	0
					50	H	La Salle	4	1							
LAST 10 GAMES																
					201	H	Villanova	4	0	110	H	UNC Greensboro	2	0		
					50	H	La Salle	4	1	42	H	Hofstra	4	0		
					171	H	Duquesne	4	1	187	H	Elon	2	0		
					37	H	Georgetown	1	1	41	H	Duke	0	2		
					8	A	Penn St.	1	3	34	N	Missouri	3	2		

Non-Div. I Games:

West Virginia

Average RPI Win:	132	WON-LOST RECORD	WINNING PCT. RANK	LAST 10 GAMES	STRENGTH OF SCHEDULE	OPP. STRENGTH OF SCHEDULE	TEAM RPI	ADJ RPI	CONF. RPI	ADJ CONF. RPI		
DIV. I ONLY		5-3-1	.61111	99	5-3-1	5	30	19	.64967	18	4	4
DIV. I NON-CONF.		5-2-1	.6875	69	5-2-1	6	73	13	.66819	13	4	4
<hr/>												
TOTALS	RPI 1-25	RPI 26-50		W-L RECORDS		RPI 51-100		RPI 101-150		RPI 150+		
5-3-1	1-2-1	0-1-0		OVERALL		1-0-0		1-0-0		2-0-0		
3-3-0	0-2-0	0-1-0		HOME		0-0-0		1-0-0		2-0-0		
2-0-1	1-0-1	0-0-0		AWAY		1-0-0		0-0-0		0-0-0		
0-0-0	0-0-0	0-0-0		NEUTRAL		0-0-0		0-0-0		0-0-0		
5-2-1	1-1-1	0-1-0		NON-CONFERENCE		1-0-0		1-0-0		2-0-0		
3-2-0	0-1-0	0-1-0		HOME		0-0-0		1-0-0		2-0-0		
2-0-1	1-0-1	0-0-		AWAY		1-0-0		0-0-0		0-0-0		
0-0-0	0-0-0	0-0-0		NEUTRAL		0-0-0		0-0-0		0-0-0		
0-1-0	0-1-0	0-0-0		CONFERENCE		0-0-0		0-0-0		0-0-0		
0-1-0	0-1-0	0-0-0		HOME		0-0-0		0-0-0		0-0-0		
0-0-0	0-0-0	0-0-0		AWAY		0-0-0		0-0-0		0-0-0		
0-0-0	0-0-0	0-0-0		NEUTRAL		0-0-0		0-0-0		0-0-0		
<hr/>												
RPI S	Opponent	Score		RPI S	Opponent	Score		RPI S	Opponent	Score		
1 H	North Carolina	2	3	45 H	Southern California	1	2	73 A	Santa Clara	2	0	
4 A	Stanford	0	0									
9 H	Texas Tech	1	2									
24 A	Illinois	3	1									
<hr/>												
LAST 10 GAMES												
1 H	North Carolina	2	3	73 A	Santa Clara	2	0					
194 H	Toledo	2	1	45 H	Southern California	1	2					
102 H	Baylor	1	0	9 H	Texas Tech	1	2					
4 A	Stanford	0	0	269 H	Oakland	3	0					
				24 A	Illinois	3	1					

Non-Div. I Games:

Notre Dame

Average RPI Win:		117	WON-LOST RECORD		WINNING PCT. RANK		LAST 10 GAMES		STRENGTH OF SCHEDULE		OPP. STRENGTH OF SCHEDULE		TEAM RPI		ADJ RPI		CONF. RPI		ADJ CONF. RPI	
DIV. I ONLY			5-4-0		.55556 131		5-4-0		3		61		16		.64945 19		2		2	
DIV. I NON-CONF.			5-3-0		.625 96		5-3-0		2		87		14		.65729 14		2		2	
TOTALS		RPI 1-25		RPI 26-50		W-L RECORDS		RPI 51-100		RPI 101-150		RPI 150+								
5-4-0		0-3-0		0-1-0		OVERALL		2-0-0		2-0-0		1-0-0								
1-1-0		0-0-0		0-1-0		HOME		1-0-0		0-0-0		0-0-0								
2-3-0		0-3-0		0-0-0		AWAY		1-0-0		0-0-0		1-0-0								
2-0-0		0-0-0		0-0-0		NEUTRAL		0-0-0		2-0-0		0-0-0								
5-3-0		0-2-0		0-1-0		NON-CONFERENCE		2-0-0		2-0-0		1-0-0								
1-1-0		0-0-0		0-1-0		HOME		1-0-0		0-0-0		0-0-0								
2-2-0		0-2-0		0-0-		AWAY		1-0-0		0-0-0		1-0-0								
2-0-0		0-0-0		0-0-0		NEUTRAL		0-0-0		2-0-0		0-0-0								
0-1-0		0-1-0		0-0-0		CONFERENCE		0-0-0		0-0-0		0-0-0								
0-0-0		0-0-0		0-0-0		HOME		0-0-0		0-0-0		0-0-0								
0-1-0		0-1-0		0-0-0		AWAY		0-0-0		0-0-0		0-0-0								
0-0-0		0-0-0		0-0-0		NEUTRAL		0-0-0		0-0-0		0-0-0								
RPI	S	Opponent		Score		RPI	S	Opponent		Score		RPI	S	Opponent		Score				
6	A	Texas A&M		0 3		49	H	BYU		0 1		65	A	Western Ky.		2 0				
11	A	Wisconsin		1 2								67	H	Tulsa		1 0				
14	A	Virginia		1 2										121 N Milwaukee		5 0				
														126 N Richmond		3 1				
														208 A East Tenn. St.		3 0				
LAST 10 GAMES						LAST 10 GAMES						LAST 10 GAMES								
208	A	East Tenn. St.		3 0		65	A	Western Ky.		2 0		121	N	Milwaukee		5 0				
6	A	Texas A&M		0 3		49	H	BYU		0 1		67	H	Tulsa		1 0				
126	N	Richmond		3 1		11	A	Wisconsin		1 2										
14	A	Virginia		1 2		121	N	Milwaukee		5 0										
67	H	Tulsa		1 0																

Non-Div. I Games:

Tennessee

Average RPI Win:	124	WON-LOST RECORD	WINNING PCT. RANK	LAST 10 GAMES	STRENGTH OF SCHEDULE	OPP. STRENGTH OF SCHEDULE	TEAM RPI	ADJ RPI	CONF. RPI	ADJ CONF. RPI		
Average RPI Loss:	0											
DIV. I ONLY		7-0-2	.88889	11	7-0-2	96	33	20	.64799	20	1	1
DIV. I NON-CONF.		7-0-2	.88889	14	7-0-2	93	28	18	.64799	18	1	1
<hr/>												
TOTALS	RPI 1-25	RPI 26-50		W-L RECORDS		RPI 51-100		RPI 101-150		RPI 150+		
7-0-2	0-0-0	1-0-1		OVERALL		2-0-1		2-0-0		2-0-0		
4-0-1	0-0-0	1-0-0		HOME		2-0-1		1-0-0		0-0-0		
3-0-1	0-0-0	0-0-1		AWAY		0-0-0		1-0-0		2-0-0		
0-0-0	0-0-0	0-0-0		NEUTRAL		0-0-0		0-0-0		0-0-0		
7-0-2	0-0-0	1-0-1		NON-CONFERENCE		2-0-1		2-0-0		2-0-0		
4-0-1	0-0-0	1-0-0		HOME		2-0-1		1-0-0		0-0-0		
3-0-1	0-0-0	0-1-		AWAY		0-0-0		1-0-0		2-0-0		
0-0-0	0-0-0	0-0-0		NEUTRAL		0-0-0		0-0-0		0-0-0		
0-0-0	0-0-0	0-0-0		CONFERENCE		0-0-0		0-0-0		0-0-0		
0-0-0	0-0-0	0-0-0		HOME		0-0-0		0-0-0		0-0-0		
0-0-0	0-0-0	0-0-0		AWAY		0-0-0		0-0-0		0-0-0		
0-0-0	0-0-0	0-0-0		NEUTRAL		0-0-0		0-0-0		0-0-0		
RPI	S	Opponent	Score	RPI	S	Opponent	Score	RPI	S	Opponent	Score	
				32	A	Oklahoma	1 1	70	H	Utah Valley	4 0	
				49	H	BYU	1 0	87	H	CSUN	2 0	
								92	H	UNLV	1 1	
										118	A	
										Oral Roberts	2 0	
										133	H	
										Boise St.	2 1	
										153	A	
										Utah St.	3 0	
										259	A	
										UC Davis	1 0	
<hr/>												
LAST 10 GAMES												
				153	A	Utah St.	3 0	70	H	Utah Valley	4 0	
				259	A	UC Davis	1 0	133	H	Boise St.	2 1	
				92	H	UNLV	1 1	32	A	Oklahoma	1 1	
				49	H	BYU	1 0	118	A	Oral Roberts	2 0	
				87	H	CSUN	2 0					

Non-Div. I Games:

Utah

Average RPI Win: 114		WON-LOST RECORD	WINNING PCT. RANK		LAST 10 GAMES	STRENGTH OF SCHEDULE	OPP. STRENGTH OF SCHEDULE	TEAM RPI	ADJ RPI	CONF. RPI	ADJ CONF. RPI			
Average RPI Loss: 88														
DIV. I ONLY		6-1-0	.85714	19	6-1-0	97	21	22	.64291	21	15	15		
DIV. I NON-CONF.		6-1-0	.85714	20	6-1-0	94	21	23	.64291	22	15	15		
<hr/>														
TOTALS		RPI 1-25		RPI 26-50		W-L RECORDS		RPI 51-100		RPI 101-150		RPI 150+		
6-1-0		0-0-0		1-0-0		OVERALL		2-1-0		2-0-0		1-0-0		
3-0-0		0-0-0		0-0-0		HOME		1-0-0		1-0-0		1-0-0		
2-1-0		0-0-0		1-0-0		AWAY		1-1-0		0-0-0		0-0-0		
1-0-0		0-0-0		0-0-0		NEUTRAL		0-0-0		1-0-0		0-0-0		
6-1-0		0-0-0		1-0-0		NON-CONFERENCE		2-1-0		2-0-0		1-0-0		
3-0-0		0-0-0		0-0-0		HOME		1-0-0		1-0-0		1-0-0		
2-1-0		0-0-0		1-0-		AWAY		1-1-0		0-0-0		0-0-0		
1-0-0		0-0-0		0-0-0		NEUTRAL		0-0-0		1-0-0		0-0-0		
0-0-0		0-0-0		0-0-0		CONFERENCE		0-0-0		0-0-0		0-0-0		
0-0-0		0-0-0		0-0-0		HOME		0-0-0		0-0-0		0-0-0		
0-0-0		0-0-0		0-0-0		AWAY		0-0-0		0-0-0		0-0-0		
0-0-0		0-0-0		0-0-0		NEUTRAL		0-0-0		0-0-0		0-0-0		
RPI	S	Opponent		Score	RPI	S	Opponent		Score	RPI	S	Opponent		Score
					46	A	Purdue		1 0	58	H	Illinois St.		3 2
										69	A	Louisville		2 1
										88	A	Northwestern		1 3
										258	H	IPFW		3 0
<hr/>														
LAST 10 GAMES														
					258	H	IPFW		3 0	58	H	Illinois St.		3 2
					69	A	Louisville		2 1	109	H	Marshall		2 1
					88	A	Northwestern		1 3					
					145	N	Butler		1 0					
					46	A	Purdue		1 0					

Non-Div. I Games:

Miami (OH)

Average RPI Win: 141		WON-LOST RECORD	WINNING PCT. RANK	LAST 10 GAMES	STRENGTH OF SCHEDULE	OPP. STRENGTH OF SCHEDULE	TEAM RPI	ADJ RPI	CONF. RPI	ADJ CONF. RPI		
Average RPI Loss: 0												
DIV. I ONLY		8-0-1	.94444	5	8-0-1	121	108	21	.64103	22	9	9
DIV. I NON-CONF.		8-0-1	.94444	8	8-0-1	119	103	22	.64103	23	9	9
<hr/>												
TOTALS		RPI 1-25		RPI 26-50		W-L RECORDS		RPI 51-100		RPI 101-150		RPI 150+
8-0-1		0-0-0		0-0-0		OVERALL		3-0-0		3-0-0		2-0-1
4-0-0		0-0-0		0-0-0		HOME		2-0-0		0-0-0		2-0-0
4-0-1		0-0-0		0-0-0		AWAY		1-0-0		3-0-0		0-0-1
0-0-0		0-0-0		0-0-0		NEUTRAL		0-0-0		0-0-0		0-0-0
8-0-1		0-0-0		0-0-0		NON-CONFERENCE		3-0-0		3-0-0		2-0-1
4-0-0		0-0-0		0-0-0		HOME		2-0-0		0-0-0		2-0-0
4-0-1		0-0-0		0-0-		AWAY		1-0-0		3-0-0		0-0-1
0-0-0		0-0-0		0-0-0		NEUTRAL		0-0-0		0-0-0		0-0-0
0-0-0		0-0-0		0-0-0		CONFERENCE		0-0-0		0-0-0		0-0-0
0-0-0		0-0-0		0-0-0		HOME		0-0-0		0-0-0		0-0-0
0-0-0		0-0-0		0-0-0		AWAY		0-0-0		0-0-0		0-0-0
0-0-0		0-0-0		0-0-0		NEUTRAL		0-0-0		0-0-0		0-0-0
RPI	S	Opponent	Score	RPI	S	Opponent	Score	RPI	S	Opponent	Score	
						58 H	Illinois St.	3	1	121 A	Milwaukee	3 2
						75 A	Nebraska	2	1	148 A	Towson	1 0
						95 H	Cincinnati	3	1	150 A	Loyola Maryland	4 2
										214 A	Green Bay	1 1
										232 H	Loyola Chicago	4 0
										246 H	Central Mich.	2 1

Non-Div. I Games:

DePaul

Average RPI Win:		126	WON-LOST RECORD		WINNING PCT. RANK		LAST 10 GAMES		STRENGTH OF SCHEDULE		OPP. STRENGTH OF SCHEDULE		TEAM RPI		ADJ RPI		CONF. RPI		ADJ CONF. RPI					
DIV. I ONLY			6-2-0		.75		42		6-2-0		38		69		24		.63935		23		1		1	
DIV. I NON-CONF.			6-2-0		.75		43		6-2-0		37		62		24		.63935		25		1		1	
TOTALS		RPI 1-25		RPI 26-50		W-L RECORDS		RPI 51-100		RPI 101-150		RPI 150+												
6-2-0		0-1-0		1-0-0		OVERALL		1-1-0		1-0-0		3-0-0												
2-1-0		0-1-0		0-0-0		HOME		1-0-0		1-0-0		0-0-0												
3-0-0		0-0-0		1-0-0		AWAY		0-0-0		0-0-0		2-0-0												
1-1-0		0-0-0		0-0-0		NEUTRAL		0-1-0		0-0-0		1-0-0												
6-2-0		0-1-0		1-0-0		NON-CONFERENCE		1-1-0		1-0-0		3-0-0												
2-1-0		0-1-0		0-0-0		HOME		1-0-0		1-0-0		0-0-0												
3-0-0		0-0-0		1-0-		AWAY		0-0-0		0-0-0		2-0-0												
1-1-0		0-0-0		0-0-0		NEUTRAL		0-1-0		0-0-0		1-0-0												
0-0-0		0-0-0		0-0-0		CONFERENCE		0-0-0		0-0-0		0-0-0												
0-0-0		0-0-0		0-0-0		HOME		0-0-0		0-0-0		0-0-0												
0-0-0		0-0-0		0-0-0		AWAY		0-0-0		0-0-0		0-0-0												
0-0-0		0-0-0		0-0-0		NEUTRAL		0-0-0		0-0-0		0-0-0												
RPI	S	Opponent		Score		RPI	S	Opponent		Score		RPI	S	Opponent		Score								
11	H	Wisconsin		0	4	50	A	La Salle		1	0	52	N	San Diego St.		1	2							
												64	H	Kentucky		4	1							
														141 H Dartmouth		3	1							
														157 N Miami (FL)		3	1							
														168 A Pittsburgh		1	0							
														178 A Seattle		1	0							
						LAST 10 GAMES																		
						178	A	Seattle		1	0	52	N	San Diego St.		1	2							
						50	A	La Salle		1	0	157	N	Miami (FL)		3	1							
						64	H	Kentucky		4	1	141	H	Dartmouth		3	1							
												11	H	Wisconsin		0	4							
												168	A	Pittsburgh		1	0							

Non-Div. I Games:

Washington

Average RPI Win:	127	WON-LOST RECORD	WINNING PCT. RANK	LAST 10 GAMES	STRENGTH OF SCHEDULE	OPP. STRENGTH OF SCHEDULE	TEAM RPI	ADJ RPI	CONF. RPI	ADJ CONF. RPI					
DIV. I ONLY		8-2-0	.8	33	8-2-0	61	47	25	.63863	24	5	5			
DIV. I NON-CONF.		5-1-0	.83333	24	5-1-0	127	41	38	.61763	38	5	5			

TOTALS	RPI 1-25		RPI 26-50		W-L RECORDS		RPI 51-100		RPI 101-150		RPI 150+				
8-2-0	0-1-0		2-0-0		OVERALL		2-1-0		1-0-0		3-0-0				
4-1-0	0-1-0		2-0-0		HOME		1-0-0		1-0-0		0-0-0				
3-1-0	0-0-0		0-0-0		AWAY		1-1-0		0-0-0		2-0-0				
1-0-0	0-0-0		0-0-0		NEUTRAL		0-0-0		0-0-0		1-0-0				
5-1-0	0-1-0		1-0-0		NON-CONFERENCE		1-0-0		0-0-0		3-0-0				
2-1-0	0-1-0		1-0-0		HOME		1-0-0		0-0-0		0-0-0				
2-0-0	0-0-0		0-0-		AWAY		0-0-0		0-0-0		2-0-0				
1-0-0	0-0-0		0-0-0		NEUTRAL		0-0-0		0-0-0		1-0-0				
3-1-0	0-0-0		1-0-0		CONFERENCE		1-1-0		1-0-0		0-0-0				
2-0-0	0-0-0		1-0-0		HOME		0-0-0		1-0-0		0-0-0				
1-1-0	0-0-0		0-0-0		AWAY		1-1-0		0-0-0		0-0-0				
0-0-0	0-0-0		0-0-0		NEUTRAL		0-0-0		0-0-0		0-0-0				

RPI	S	Opponent	Score	RPI	S	Opponent	Score	RPI	S	Opponent	Score				
18	H	Notre Dame	1 3	35	H	Arizona St.	3 1	68	A	Iowa	0 2	106	H	Indiana	2 0
				46	H	Purdue	3 0	69	H	Louisville	2 0	180	N	UAB	3 1
								75	A	Nebraska	3 0	234	A	Col. of Charleston	3 0
												269	A	Oakland	1 0

LAST 10 GAMES															
				46	H	Purdue	3 0	68	A	Iowa	0 2				
				106	H	Indiana	2 0	180	N	UAB	3 1				
				75	A	Nebraska	3 0	234	A	Col. of Charleston	3 0				
				69	H	Louisville	2 0	269	A	Oakland	1 0				
				18	H	Notre Dame	1 3	35	H	Arizona St.	3 1				

Non-Div. I Games:

Illinois

Average RPI Win:	92	WON-LOST RECORD	WINNING PCT. RANK	LAST 10 GAMES	STRENGTH OF SCHEDULE	OPP. STRENGTH OF SCHEDULE	TEAM RPI	ADJ RPI	CONF. RPI	ADJ CONF. RPI
DIV. I ONLY		3-3-2	.5 152	3-3-2	2	35	23	.63757	25	5 5
DIV. I NON-CONF.		2-2-1	.5 154	2-2-1	5	25	29	.62766	30	5 5
<hr/>										
TOTALS	RPI 1-25	RPI 26-50		W-L RECORDS	RPI 51-100		RPI 101-150		RPI 150+	
3-3-2	0-2-0	1-0-0		OVERALL	1-1-1		0-0-1		1-0-0	
3-1-1	0-0-0	1-0-0		HOME	1-1-1		0-0-0		1-0-0	
0-2-1	0-2-0	0-0-0		AWAY	0-0-0		0-0-1		0-0-0	
0-0-0	0-0-0	0-0-0		NEUTRAL	0-0-0		0-0-0		0-0-0	
<hr/>										
2-2-1	0-2-0	0-0-0		NON-CONFERENCE	1-0-0		0-0-1		1-0-0	
2-0-0	0-0-0	0-0-0		HOME	1-0-0		0-0-0		1-0-0	
0-2-1	0-2-0	0-0-		AWAY	0-0-0		0-0-1		0-0-0	
0-0-0	0-0-0	0-0-0		NEUTRAL	0-0-0		0-0-0		0-0-0	
<hr/>										
1-1-1	0-0-0	1-0-0		CONFERENCE	0-1-1		0-0-0		0-0-0	
1-1-1	0-0-0	1-0-0		HOME	0-1-1		0-0-0		0-0-0	
0-0-0	0-0-0	0-0-0		AWAY	0-0-0		0-0-0		0-0-0	
0-0-0	0-0-0	0-0-0		NEUTRAL	0-0-0		0-0-0		0-0-0	
<hr/>										
RPI S	Opponent	Score		RPI S	Opponent	Score		RPI S	Opponent	Score
3 A	UCLA	0	3	30 H	Rutgers	2	0	55 H	Michigan St.	0 0
7 A	Pepperdine	0	1					57 H	Michigan	0 1
								63 H	William & Mary	4 0

Non-Div. I Games:

Maryland

Average RPI Win:		152	WON-LOST RECORD		WINNING PCT. RANK	LAST 10 GAMES	STRENGTH OF SCHEDULE		OPP. STRENGTH OF SCHEDULE	TEAM RPI	ADJ RPI	CONF. RPI	ADJ CONF. RPI				
Average RPI Loss:		9															
DIV. I ONLY			8-1-0		.88889	11	8-1-0		119	64	29	.63565	26	1	1		
DIV. I NON-CONF.			8-1-0		.88889	14	8-1-0		118	57	28	.63565	27	1	1		
TOTALS		RPI 1-25		RPI 26-50		W-L RECORDS		RPI 51-100		RPI 101-150		RPI 150+					
8-1-0		0-1-0		0-0-0		OVERALL		3-0-0		2-0-0		3-0-0					
4-1-0		0-1-0		0-0-0		HOME		1-0-0		2-0-0		1-0-0					
2-0-0		0-0-0		0-0-0		AWAY		1-0-0		0-0-0		1-0-0					
2-0-0		0-0-0		0-0-0		NEUTRAL		1-0-0		0-0-0		1-0-0					
8-1-0		0-1-0		0-0-0		NON-CONFERENCE		3-0-0		2-0-0		3-0-0					
4-1-0		0-1-0		0-0-0		HOME		1-0-0		2-0-0		1-0-0					
2-0-0		0-0-0		0-0-		AWAY		1-0-0		0-0-0		1-0-0					
2-0-0		0-0-0		0-0-0		NEUTRAL		1-0-0		0-0-0		1-0-0					
0-0-0		0-0-0		0-0-0		CONFERENCE		0-0-0		0-0-0		0-0-0					
0-0-0		0-0-0		0-0-0		HOME		0-0-0		0-0-0		0-0-0					
0-0-0		0-0-0		0-0-0		AWAY		0-0-0		0-0-0		0-0-0					
0-0-0		0-0-0		0-0-0		NEUTRAL		0-0-0		0-0-0		0-0-0					
RPI	S	Opponent		Score		RPI	S	Opponent		Score		RPI	S	Opponent		Score	
9	H	Texas Tech		0 1													

[illegible]

Non-Div. I Games:

Auburn

Average RPI Win: 116		WON-LOST RECORD	WINNING PCT. RANK		LAST 10 GAMES	STRENGTH OF SCHEDULE	OPP. STRENGTH OF SCHEDULE	TEAM RPI	ADJ RPI		CONF. RPI	ADJ CONF. RPI						
Average RPI Loss: 31																		
DIV. I ONLY		7-3-0	.7	58	7-3-0	34	40	30	.63427	28	4	4						
DIV. I NON-CONF.		7-2-0	.77778	38	7-2-0	49	36	26	.6396	24	4	4						
<hr/>																		
TOTALS		RPI 1-25		RPI 26-50		W-L RECORDS		RPI 51-100		RPI 101-150		RPI 150+						
7-3-0		0-1-0		2-2-0		OVERALL		1-0-0		3-0-0		1-0-0						
2-2-0		0-1-0		2-1-0		HOME		0-0-0		0-0-0		0-0-0						
5-1-0		0-0-0		0-1-0		AWAY		1-0-0		3-0-0		1-0-0						
0-0-0		0-0-0		0-0-0		NEUTRAL		0-0-0		0-0-0		0-0-0						
7-2-0		0-0-0		2-2-0		NON-CONFERENCE		1-0-0		3-0-0		1-0-0						
2-1-0		0-0-0		2-1-0		HOME		0-0-0		0-0-0		0-0-0						
5-1-0		0-0-0		0-0-		AWAY		1-0-0		3-0-0		1-0-0						
0-0-0		0-0-0		0-0-0		NEUTRAL		0-0-0		0-0-0		0-0-0						
0-1-0		0-1-0		0-0-0		CONFERENCE		0-0-0		0-0-0		0-0-0						
0-1-0		0-1-0		0-0-0		HOME		0-0-0		0-0-0		0-0-0						
0-0-0		0-0-0		0-0-0		AWAY		0-0-0		0-0-0		0-0-0						
0-0-0		0-0-0		0-0-0		NEUTRAL		0-0-0		0-0-0		0-0-0						
RPI	S	Opponent		Score		RPI	S	Opponent		Score		RPI	S	Opponent		Score		
12	H	Florida St.		0 2		38	H	South Fla.		2 3		58	A	Illinois St.		4 1		
						39	H	Colgate		3 1				115		A	Jacksonville	1 0
						44	A	Boston U.		1 2				121		A	Milwaukee	2 0
						47	H	Harvard		2 0				132		A	Northeastern	1 0
														302		A	North Florida	5 0
<hr/>																		
LAST 10 GAMES																		
47	H	Harvard		2 0		12	H	Florida St.		0 2		38	H	South Fla.		2 3		
58	A	Illinois St.		4 1		39	H	Colgate		3 1		115	A	Jacksonville		1 0		
121	A	Milwaukee		2 0		44	A	Boston U.		1 2		302	A	North Florida		5 0		
132	A	Northeastern		1 0														
302	A	North Florida		5 0														

Non-Div. I Games:

Boston College

Average RPI Win:	134	WON-LOST RECORD	WINNING PCT. RANK		LAST 10 GAMES	STRENGTH OF SCHEDULE		OPP. STRENGTH OF SCHEDULE		TEAM RPI	ADJ RPI	CONF. RPI	ADJ CONF. RPI		
Average RPI Loss:	135		9-1-0	.9	8	9-1-0	113	86	26	.63424	29	3	3		
DIV. I ONLY		9-1-0	.9	13	9-1-0	110	80	27	.63424	28	3	3			
DIV. I NON-CONF.															
<hr/>															
TOTALS		RPI 1-25		RPI 26-50		W-L RECORDS		RPI 51-100		RPI 101-150		RPI 150+			
9-1-0		0-0-0		0-0-0		OVERALL		3-0-0		2-1-0		4-0-0			
7-0-0		0-0-0		0-0-0		HOME		2-0-0		1-0-0		4-0-0			
2-1-0		0-0-0		0-0-0		AWAY		1-0-0		1-1-0		0-0-0			
0-0-0		0-0-0		0-0-0		NEUTRAL		0-0-0		0-0-0		0-0-0			
9-1-0		0-0-0		0-0-0		NON-CONFERENCE		3-0-0		2-1-0		4-0-0			
7-0-0		0-0-0		0-0-0		HOME		2-0-0		1-0-0		4-0-0			
2-1-0		0-0-0		0-0-		AWAY		1-0-0		1-1-0		0-0-0			
0-0-0		0-0-0		0-0-0		NEUTRAL		0-0-0		0-0-0		0-0-0			
0-0-0		0-0-0		0-0-0		CONFERENCE		0-0-0		0-0-0		0-0-0			
0-0-0		0-0-0		0-0-0		HOME		0-0-0		0-0-0		0-0-0			
0-0-0		0-0-0		0-0-0		AWAY		0-0-0		0-0-0		0-0-0			
0-0-0		0-0-0		0-0-0		NEUTRAL		0-0-0		0-0-0		0-0-0			
RPI	S	Opponent	Score	RPI	S	Opponent	Score	RPI	S	Opponent	Score	RPI	S	Opponent	Score
								54	A	Colorado	2 1	112	A	Denver	2 0
								87	H	CSUN	2 0	135	A	Marquette	0 1
								90	H	Wake Forest	4 1	146	H	UMKC	1 0
												162	H	UTSA	2 1
												163	H	SMU	3 0
												169	H	St. Mary's (CA)	4 0
												219	H	Wyoming	3 1

Non-Div. I Games:

Kansas

Average RPI Win:	127	WON-LOST RECORD	WINNING PCT. RANK	LAST 10 GAMES	STRENGTH OF SCHEDULE	OPP. STRENGTH OF SCHEDULE	TEAM RPI	ADJ RPI	CONF. RPI	ADJ CONF. RPI		
DIV. I ONLY		6-1-0	.85714	19	6-1-0	110	29	28	.63119	30	5	5
DIV. I NON-CONF.		4-0-0	1	1	4-0-0	205	79	31	.62252	32	5	5
<hr/>												
TOTALS	RPI 1-25		RPI 26-50		W-L RECORDS		RPI 51-100		RPI 101-150		RPI 150+	
6-1-0	0-1-0		0-0-0		OVERALL		3-0-0		0-0-0		3-0-0	
5-0-0	0-0-0		0-0-0		HOME		3-0-0		0-0-0		2-0-0	
1-1-0	0-1-0		0-0-0		AWAY		0-0-0		0-0-0		1-0-0	
0-0-0	0-0-0		0-0-0		NEUTRAL		0-0-0		0-0-0		0-0-0	
4-0-0	0-0-0		0-0-0		NON-CONFERENCE		1-0-0		0-0-0		3-0-0	
3-0-0	0-0-0		0-0-0		HOME		1-0-0		0-0-0		2-0-0	
1-0-0	0-0-0		0-0-		AWAY		0-0-0		0-0-0		1-0-0	
0-0-0	0-0-0		0-0-0		NEUTRAL		0-0-0		0-0-0		0-0-0	
2-1-0	0-1-0		0-0-0		CONFERENCE		2-0-0		0-0-0		0-0-0	
2-0-0	0-0-0		0-0-0		HOME		2-0-0		0-0-0		0-0-0	
0-1-0	0-1-0		0-0-0		AWAY		0-0-0		0-0-0		0-0-0	
0-0-0	0-0-0		0-0-0		NEUTRAL		0-0-0		0-0-0		0-0-0	
RPI	S	Opponent	Score	RPI	S	Opponent	Score	RPI	S	Opponent	Score	
25	A	Maryland	0 2					55	H	Michigan St.	1 0	
								57	H	Michigan	1 0	
								83	H	Vanderbilt	3 0	

Non-Div. I Games:

Rutgers

Average RPI Win:	180	WON-LOST	WINNING	LAST 10	STRENGTH OF	OPP. STRENGTH	TEAM	ADJ	CONF.	ADJ CONF.		
Average RPI Loss:	0	RECORD	PCT. RANK	GAMES	SCHEDULE	OF SCHEDULE	RPI	RPI	RPI	RPI		
DIV. I ONLY		5-0-2	.85714	19	5-0-2	107	78	31	.62871	31	1	1
DIV. I NON-CONF.		5-0-2	.85714	20	5-0-2	103	70	30	.62871	29	1	1
<hr/>												
TOTALS	RPI 1-25	RPI 26-50		W-L RECORDS		RPI 51-100		RPI 101-150		RPI 150+		
5-0-2	0-0-1	0-0-1		OVERALL		1-0-0		1-0-0		3-0-0		
2-0-0	0-0-0	0-0-0		HOME		1-0-0		0-0-0		1-0-0		
3-0-1	0-0-0	0-0-1		AWAY		0-0-0		1-0-0		2-0-0		
0-0-1	0-0-1	0-0-0		NEUTRAL		0-0-0		0-0-0		0-0-0		
5-0-2	0-0-1	0-0-1		NON-CONFERENCE		1-0-0		1-0-0		3-0-0		
2-0-0	0-0-0	0-0-0		HOME		1-0-0		0-0-0		1-0-0		
3-0-1	0-0-0	0-1-		AWAY		0-0-0		1-0-0		2-0-0		
0-0-1	0-0-1	0-0-0		NEUTRAL		0-0-0		0-0-0		0-0-0		
0-0-0	0-0-0	0-0-0		CONFERENCE		0-0-0		0-0-0		0-0-0		
0-0-0	0-0-0	0-0-0		HOME		0-0-0		0-0-0		0-0-0		
0-0-0	0-0-0	0-0-0		AWAY		0-0-0		0-0-0		0-0-0		
0-0-0	0-0-0	0-0-0		NEUTRAL		0-0-0		0-0-0		0-0-0		
RPI	S	Opponent	Score	RPI	S	Opponent	Score	RPI	S	Opponent	Score	
7	N	Pepperdine	0 0	49	A	BYU	0 0	75	H	TCU	3 0	
								114	A	Hawaii	3 1	
								177	H	Montana	2 0	
								227	A	Gonzaga	2 1	
								305	A	Idaho	1 0	
LAST 10 GAMES												
49	A	BYU	0 0	305	A	Idaho	1 0					
75	H	TCU	3 0	227	A	Gonzaga	2 1					
				114	A	Hawaii	3 1					
				7	N	Pepperdine	0 0					
				177	H	Montana	2 0					

Non-Div. I Games:

Washington St.

Average RPI Win:		89	WON-LOST RECORD		WINNING PCT. RANK		LAST 10 GAMES		STRENGTH OF SCHEDULE		OPP. STRENGTH OF SCHEDULE		TEAM RPI		ADJ RPI		CONF. RPI		ADJ CONF. RPI					
DIV. I ONLY			5-3-2		.6		107		5-3-2		16		27		32		.62733		32		3		3	
DIV. I NON-CONF.			4-3-2		.55556		137		4-3-2		11		38		32		.62502		31		3		3	
TOTALS		RPI 1-25		RPI 26-50		W-L RECORDS		RPI 51-100		RPI 101-150		RPI 150+												
5-3-2		1-1-1		0-0-0		OVERALL		2-2-1		1-0-0		1-0-0												
3-1-1		1-1-1		0-0-0		HOME		1-0-0		1-0-0		0-0-0												
2-2-1		0-0-0		0-0-0		AWAY		1-2-1		0-0-0		1-0-0												
0-0-0		0-0-0		0-0-0		NEUTRAL		0-0-0		0-0-0		0-0-0												
4-3-2		1-1-1		0-0-0		NON-CONFERENCE		1-2-1		1-0-0		1-0-0												
2-1-1		1-1-1		0-0-0		HOME		0-0-0		1-0-0		0-0-0												
2-2-1		0-0-0		0-0-		AWAY		1-2-1		0-0-0		1-0-0												
0-0-0		0-0-0		0-0-0		NEUTRAL		0-0-0		0-0-0		0-0-0												
1-0-0		0-0-0		0-0-0		CONFERENCE		1-0-0		0-0-0		0-0-0												
1-0-0		0-0-0		0-0-0		HOME		1-0-0		0-0-0		0-0-0												
0-0-0		0-0-0		0-0-0		AWAY		0-0-0		0-0-0		0-0-0												
0-0-0		0-0-0		0-0-0		NEUTRAL		0-0-0		0-0-0		0-0-0												
RPI	S	Opponent		Score		RPI	S	Opponent		Score		RPI	S	Opponent		Score								
12	H	Florida St.		0	1							53	A	San Diego		0	2	138	H	Central Ark.		5	0	
15	H	Florida		2	1							59	H	Oklahoma St.		2	0	160	A	North Texas		2	1	
20	H	Utah		1	1							67	A	Tulsa		0	0							
												75	A	Nebraska		2	1							
												91	A	UC Irvine		1	2							
LAST 10 GAMES																								
						53	A	San Diego		0	2	160	A	North Texas		2	1							
						91	A	UC Irvine		1	2	138	H	Central Ark.		5	0							
						67	A	Tulsa		0	0	75	A	Nebraska		2	1							
						20	H	Utah		1	1	12	H	Florida St.		0	1							
						59	H	Oklahoma St.		2	0	15	H	Florida		2	1							

Non-Div. I Games:

Oklahoma

Average RPI Win:	112	WON-LOST RECORD	WINNING PCT. RANK	LAST 10 GAMES	STRENGTH OF SCHEDULE	OPP. STRENGTH OF SCHEDULE	TEAM RPI	ADJ RPI	CONF. RPI	ADJ CONF. RPI	
DIV. I ONLY		5-2-2	.66667 73	5-2-2	50	10	33	.62174 33	2	2	
DIV. I NON-CONF.		4-2-2	.625 96	4-2-2	51	9	45	.60543 45	2	2	
<hr/>											
TOTALS	RPI 1-25	RPI 26-50		W-L RECORDS	RPI 51-100		RPI 101-150		RPI 150+		
5-2-2	0-1-0	0-1-1		OVERALL	2-0-1		1-0-0		2-0-0		
4-0-1	0-0-0	0-0-0		HOME	2-0-1		0-0-0		2-0-0		
0-1-1	0-0-0	0-1-1		AWAY	0-0-0		0-0-0		0-0-0		
1-1-0	0-1-0	0-0-0		NEUTRAL	0-0-0		1-0-0		0-0-0		
<hr/>											
4-2-2	0-1-0	0-1-1		NON-CONFERENCE	1-0-1		1-0-0		2-0-0		
3-0-1	0-0-0	0-0-0		HOME	1-0-1		0-0-0		2-0-0		
0-1-1	0-0-0	0-1-		AWAY	0-0-0		0-0-0		0-0-0		
1-1-0	0-1-0	0-0-0		NEUTRAL	0-0-0		1-0-0		0-0-0		
<hr/>											
1-0-0	0-0-0	0-0-0		CONFERENCE	1-0-0		0-0-0		0-0-0		
1-0-0	0-0-0	0-0-0		HOME	1-0-0		0-0-0		0-0-0		
0-0-0	0-0-0	0-0-0		AWAY	0-0-0		0-0-0		0-0-0		
0-0-0	0-0-0	0-0-0		NEUTRAL	0-0-0		0-0-0		0-0-0		
<hr/>											
RPI S	Opponent	Score	RPI S	Opponent	Score	RPI S	Opponent	Score	RPI S	Opponent	Score
1 N	North Carolina	1 2	41 A	Duke	0 3	59 H	Oklahoma St.	2 1	120 N	Stephen F. Austin	4 2
			43 A	Texas	0 0	62 H	Rice	0 0	153 H	Utah St.	3 1
						64 H	Kentucky	2 1	166 H	Missouri St.	6 1
<hr/>											
			LAST 10 GAMES								
			64 H Kentucky 2 1			1 N North Carolina 1 2					
			166 H Missouri St. 6 1			41 A Duke 0 3					
			62 H Rice 0 0			120 N Stephen F. Austin 4 2					
			153 H Utah St. 3 1			43 A Texas 0 0					
						59 H Oklahoma St. 2 1					

Non-Div. I Games:

Arkansas

Average RPI Win: 117		WON-LOST RECORD	WINNING PCT. RANK	LAST 10 GAMES	STRENGTH OF SCHEDULE	OPP. STRENGTH OF SCHEDULE	TEAM RPI	ADJ RPI		CONF. RPI	ADJ CONF. RPI						
Average RPI Loss: 17																	
DIV. I ONLY		6-1-2	.77778 37	6-1-2	86	36	34	.6213	34	2	2						
DIV. I NON-CONF.		5-1-2	.75 43	5-1-2	69	39	36	.61724	39	2	2						
<hr/>																	
TOTALS		RPI 1-25		RPI 26-50		W-L RECORDS		RPI 51-100		RPI 101-150		RPI 150+					
6-1-2		0-1-0		0-0-0		OVERALL		3-0-1		1-0-1		2-0-0					
4-0-1		0-0-0		0-0-0		HOME		2-0-1		1-0-0		1-0-0					
2-0-0		0-0-0		0-0-0		AWAY		1-0-0		0-0-0		1-0-0					
0-1-1		0-1-0		0-0-0		NEUTRAL		0-0-0		0-0-1		0-0-0					
5-1-2		0-1-0		0-0-0		NON-CONFERENCE		2-0-1		1-0-1		2-0-0					
3-0-1		0-0-0		0-0-0		HOME		1-0-1		1-0-0		1-0-0					
2-0-0		0-0-0		0-0-		AWAY		1-0-0		0-0-0		1-0-0					
0-1-1		0-1-0		0-0-0		NEUTRAL		0-0-0		0-0-1		0-0-0					
1-0-0		0-0-0		0-0-0		CONFERENCE		1-0-0		0-0-0		0-0-0					
1-0-0		0-0-0		0-0-0		HOME		1-0-0		0-0-0		0-0-0					
0-0-0		0-0-0		0-0-0		AWAY		0-0-0		0-0-0		0-0-0					
0-0-0		0-0-0		0-0-0		NEUTRAL		0-0-0		0-0-0		0-0-0					
RPI	S	Opponent		Score		RPI	S	Opponent		Score		RPI	S	Opponent		Score	
17	N	West Virginia		2 3								75	A	TCU		2 1	
												87	H	CSUN		3 1	
												88	H	Northwestern		0 0	
												96	H	LSU		3 1	
												104	N	Syracuse		0 0	
												105	H	UT Martin		1 0	
												163	A	SMU		3 1	
												177	H	Montana		4 3	
<hr/>																	
						LAST 10 GAMES											
						96 H LSU 3 1						88 H Northwestern 0 0					
						87 H CSUN 3 1						163 A SMU 3 1					
						177 H Montana 4 3						75 A TCU 2 1					
						105 H UT Martin 1 0						17 N West Virginia 2 3					
												104 N Syracuse 0 0					

Non-Div. I Games:

Missouri

Average RPI Win:	137	WON-LOST RECORD	WINNING PCT. RANK	LAST 10 GAMES	STRENGTH OF SCHEDULE	OPP. STRENGTH OF SCHEDULE	TEAM RPI	ADJ RPI	CONF. RPI	ADJ CONF. RPI
DIV. I ONLY		7-1-1	.83333 24	7-1-1	146	7	36	.62088 35	1	1
DIV. I NON-CONF.		7-1-1	.83333 24	7-1-1	145	8	34	.62088 33	1	1
<hr/>										
TOTALS	RPI 1-25	RPI 26-50		W-L RECORDS	RPI 51-100		RPI 101-150		RPI 150+	
7-1-1	1-1-0	0-0-1		OVERALL	2-0-0		1-0-0		3-0-0	
2-0-0	1-0-0	0-0-0		HOME	1-0-0		0-0-0		0-0-0	
3-1-0	0-1-0	0-0-0		AWAY	1-0-0		1-0-0		1-0-0	
2-0-1	0-0-0	0-0-1		NEUTRAL	0-0-0		0-0-0		2-0-0	
7-1-1	1-1-0	0-0-1		NON-CONFERENCE	2-0-0		1-0-0		3-0-0	
2-0-0	1-0-0	0-0-0		HOME	1-0-0		0-0-0		0-0-0	
3-1-0	0-1-0	0-0-		AWAY	1-0-0		1-0-0		1-0-0	
2-0-1	0-0-0	0-0-1		NEUTRAL	0-0-0		0-0-0		2-0-0	
0-0-0	0-0-0	0-0-0		CONFERENCE	0-0-0		0-0-0		0-0-0	
0-0-0	0-0-0	0-0-0		HOME	0-0-0		0-0-0		0-0-0	
0-0-0	0-0-0	0-0-0		AWAY	0-0-0		0-0-0		0-0-0	
0-0-0	0-0-0	0-0-0		NEUTRAL	0-0-0		0-0-0		0-0-0	
RPI S	Opponent	Score		RPI S	Opponent	Score		RPI S	Opponent	Score
6 H	Texas A&M	2	1	43 N	Texas	2	2	59 H	Oklahoma St.	2 0
24 A	Illinois	1	3					87 A	CSUN	2 0

Average RPI Win:		147	WON-LOST RECORD		WINNING PCT. RANK		LAST 10 GAMES		STRENGTH OF SCHEDULE		OPP. STRENGTH OF SCHEDULE		TEAM RPI		ADJ RPI		CONF. RPI		ADJ CONF. RPI	
Average RPI Loss:		10	7-2-1		.75 42		7-2-1		64		58		35		.61976 36		6		6	
DIV. I ONLY			7-2-1		.75 43		7-2-1		57		51		33		.61976 34		6		6	
DIV. I NON-CONF.			7-2-1																	
TOTALS		RPI 1-25		RPI 26-50		W-L RECORDS		RPI 51-100		RPI 101-150		RPI 150+								
7-2-1		0-2-0		1-0-0		OVERALL		0-0-0		2-0-1		4-0-0								
6-1-0		0-1-0		1-0-0		HOME		0-0-0		2-0-0		3-0-0								
1-1-1		0-1-0		0-0-0		AWAY		0-0-0		0-0-1		1-0-0								
0-0-0		0-0-0		0-0-0		NEUTRAL		0-0-0		0-0-0		0-0-0								
7-2-1		0-2-0		1-0-0		NON-CONFERENCE		0-0-0		2-0-1		4-0-0								
6-1-0		0-1-0		1-0-0		HOME		0-0-0		2-0-0		3-0-0								
1-1-1		0-1-0		0-0-		AWAY		0-0-0		0-0-1		1-0-0								
0-0-0		0-0-0		0-0-0		NEUTRAL		0-0-0		0-0-0		0-0-0								
0-0-0		0-0-0		0-0-0		CONFERENCE		0-0-0		0-0-0		0-0-0								
0-0-0		0-0-0		0-0-0		HOME		0-0-0		0-0-0		0-0-0								
0-0-0		0-0-0		0-0-0		AWAY		0-0-0		0-0-0		0-0-0								
0-0-0		0-0-0		0-0-0		NEUTRAL		0-0-0		0-0-0		0-0-0								
RPI	S	Opponent		Score		RPI	S	Opponent		Score		RPI	S	Opponent		Score				
8	A	Penn St.		1	3	42	H	Hofstra		1	0			103	H	Navy		2	1	
12	H	Florida St.		2	3									104	A	Syracuse		1	1	
														140	H	Brown		2	0	
														155	A	Central Conn. St.		3	1	
														181	H	St. John's (NY)		4	1	
														204	H	Stony Brook		4	0	
														205	H	Massachusetts		5	0	
</																				

[illegible]

Non-Div. I Games:

Georgetown

Average RPI Win:		99	WON-LOST RECORD		WINNING PCT. RANK	LAST 10 GAMES		STRENGTH OF SCHEDULE		OPP. STRENGTH OF SCHEDULE	TEAM RPI	ADJ RPI	CONF. RPI	ADJ CONF. RPI
Average RPI Loss:		51												
DIV. I ONLY			5-3-1		.61111 99	5-3-1		31		19	38	.61897 38	6	6
DIV. I NON-CONF.			5-3-1		.61111 107	5-3-1		30		18	39	.61897 36	6	6
TOTALS		RPI 1-25		RPI 26-50		W-L RECORDS		RPI 51-100		RPI 101-150		RPI 150+		
5-3-1		0-2-0		2-0-0		OVERALL		1-0-0		0-1-1		2-0-0		
2-2-1		0-1-0		1-0-0		HOME		1-0-0		0-1-1		0-0-0		
2-1-0		0-1-0		1-0-0		AWAY		0-0-0		0-0-0		1-0-0		
1-0-0		0-0-0		0-0-0		NEUTRAL		0-0-0		0-0-0		1-0-0		
5-3-1		0-2-0		2-0-0		NON-CONFERENCE		1-0-0		0-1-1		2-0-0		
2-2-1		0-1-0		1-0-0		HOME		1-0-0		0-1-1		0-0-0		
2-1-0		0-1-0		1-0-		AWAY		0-0-0		0-0-0		1-0-0		
1-0-0		0-0-0		0-0-0		NEUTRAL		0-0-0		0-0-0		1-0-0		
0-0-0		0-0-0		0-0-0		CONFERENCE		0-0-0		0-0-0		0-0-0		
0-0-0		0-0-0		0-0-0		HOME		0-0-0		0-0-0		0-0-0		
0-0-0		0-0-0		0-0-0		AWAY		0-0-0		0-0-0		0-0-0		
0-0-0		0-0-0		0-0-0		NEUTRAL		0-0-0		0-0-0		0-0-0		
RPI S	Opponent	Score		RPI S	Opponent	Score		RPI S	Opponent	Score		RPI S	Opponent	Score
5 H	South Carolina	0	3	28 A	Boston College	3	2	51 H	FGCU	1	0	103 H	Navy	1 1
15 A	Florida	0	2	43 H	Texas	2	0					134 H	Fla. Atlantic	0 1
												186 N	Kennesaw St.	1 0
												188 A	Middle Tenn.	3 0
LAST 10 GAMES														
5 H	South Carolina	0	3	28 A	Boston College	3	2							
186 N	Kennesaw St.	1	0	43 H	Texas	2	0							
188 A	Middle Tenn.	3	0	15 A	Florida	0	2							
51 H	FGCU	1	0	134 H	Fla. Atlantic	0	1							
103 H	Navy	1	1											

Non-Div. I Games:

South Fla.

Average RPI Win:	167	WON-LOST	WINNING	LAST 10	STRENGTH OF	OPP. STRENGTH	TEAM	ADJ	CONF.	ADJ CONF.		
Average RPI Loss:	28	RECORD	PCT. RANK	GAMES	SCHEDULE	OF SCHEDULE	RPI	RPI	RPI	RPI		
DIV. I ONLY		6-1-1	.8125	28	6-1-1	109	103	40	.61342	39	13	13
DIV. I NON-CONF.		5-1-1	.78571	37	5-1-1	83	74	37	.61876	37	14	14

TOTALS	RPI 1-25	RPI 26-50		W-L RECORDS		RPI 51-100		RPI 101-150		RPI 150+		
6-1-1	0-0-0	1-1-0		OVERALL		1-0-0		1-0-1		3-0-0		
3-0-1	0-0-0	0-0-0		HOME		0-0-0		1-0-1		2-0-0		
3-1-0	0-0-0	1-1-0		AWAY		1-0-0		0-0-0		1-0-0		
0-0-0	0-0-0	0-0-0		NEUTRAL		0-0-0		0-0-0		0-0-0		
5-1-1	0-0-0	1-1-0		NON-CONFERENCE		1-0-0		1-0-1		2-0-0		
3-0-1	0-0-0	0-0-0		HOME		0-0-0		1-0-1		2-0-0		
2-1-0	0-0-0	1-0-		AWAY		1-0-0		0-0-0		0-0-0		
0-0-0	0-0-0	0-0-0		NEUTRAL		0-0-0		0-0-0		0-0-0		
1-0-0	0-0-0	0-0-0		CONFERENCE		0-0-0		0-0-0		1-0-0		
0-0-0	0-0-0	0-0-0		HOME		0-0-0		0-0-0		0-0-0		
1-0-0	0-0-0	0-0-0		AWAY		0-0-0		0-0-0		1-0-0		
0-0-0	0-0-0	0-0-0		NEUTRAL		0-0-0		0-0-0		0-0-0		
RPI	S	Opponent	Score	RPI	S	Opponent	Score	RPI	S	Opponent	Score	
				28	A	Boston College	1 3	74	A	Providence	1 0	
				47	A	Harvard	1 0					
	</											

Non-Div. I Games:

Colgate

[illegible]

Non-Div. I Games:

Arizona

Average RPI Win:	99	WON-LOST	WINNING	LAST 10	STRENGTH OF	OPP. STRENGTH	TEAM	ADJ	CONF.	ADJ CONF.		
Average RPI Loss:	34	RECORD	PCT. RANK	GAMES	SCHEDULE	OF SCHEDULE	RPI	RPI	RPI	RPI		
DIV. I ONLY		5-4-0	.55556	131	5-4-0	30	6	43	.61051	41	4	4
DIV. I NON-CONF.		4-4-0	.5	154	4-4-0	22	5	44	.6082	43	4	4
<hr/>												
TOTALS	RPI 1-25	RPI 26-50		W-L RECORDS		RPI 51-100		RPI 101-150		RPI 150+		
5-4-0	1-2-0	1-1-0		OVERALL		1-1-0		0-0-0		2-0-0		
3-1-0	0-1-0	1-0-0		HOME		1-0-0		0-0-0		1-0-0		
2-0-0	1-0-0	0-0-0		AWAY		0-0-0		0-0-0		1-0-0		
0-3-0	0-1-0	0-1-0		NEUTRAL		0-1-0		0-0-0		0-0-0		
4-4-0	1-2-0	1-1-0		NON-CONFERENCE		1-1-0		0-0-0		1-0-0		
3-1-0	0-1-0	1-0-0		HOME		1-0-0		0-0-0		1-0-0		
1-0-0	1-0-0	0-0-		AWAY		0-0-0		0-0-0		0-0-0		
0-3-0	0-1-0	0-1-0		NEUTRAL		0-1-0		0-0-0		0-0-0		
1-0-0	0-0-0	0-0-0		CONFERENCE		0-0-0		0-0-0		1-0-0		
0-0-0	0-0-0	0-0-0		HOME		0-0-0		0-0-0		0-0-0		
1-0-0	0-0-0	0-0-0		AWAY		0-0-0		0-0-0		1-0-0		
0-0-0	0-0-0	0-0-0		NEUTRAL		0-0-0		0-0-0		0-0-0		
RPI	S	Opponent	Score	RPI	S	Opponent	Score	RPI	S	Opponent	Score	
4	N	Stanford	0 2	33	H	Arkansas	3 0	82	N	Ohio St.	0 1	
8	H	Penn St.	3 4	42	N	Hofstra	1 2	96	H	LSU	1 0	
17	A	West Virginia	2 0					168	A	Pittsburgh	3 0	
								180	H	UAB	3 1	
</												

Non-Div. I Games:

Duke

Average RPI Win:	154	WON-LOST RECORD	WINNING PCT. RANK	LAST 10 GAMES	STRENGTH OF SCHEDULE	OPP. STRENGTH OF SCHEDULE	TEAM RPI	ADJ RPI	CONF. RPI	ADJ CONF. RPI	
DIV. I ONLY		5-4-0	.55556 131	5-4-0	8	131	41	.60978 42	11	11	
DIV. I NON-CONF.		5-4-0	.55556 137	5-4-0	10	125	41	.60978 42	11	11	
<hr/>											
TOTALS	RPI 1-25	RPI 26-50		W-L RECORDS	RPI 51-100		RPI 101-150		RPI 150+		
5-4-0	0-2-0	1-1-0		OVERALL	0-0-0		1-1-0		3-0-0		
2-1-0	0-0-0	0-0-0		HOME	0-0-0		1-1-0		1-0-0		
1-3-0	0-2-0	0-1-0		AWAY	0-0-0		0-0-0		1-0-0		
2-0-0	0-0-0	1-0-0		NEUTRAL	0-0-0		0-0-0		1-0-0		
5-4-0	0-2-0	1-1-0		NON-CONFERENCE	0-0-0		1-1-0		3-0-0		
2-1-0	0-0-0	0-0-0		HOME	0-0-0		1-1-0		1-0-0		
1-3-0	0-2-0	0-0-		AWAY	0-0-0		0-0-0		1-0-0		
2-0-0	0-0-0	1-0-0		NEUTRAL	0-0-0		0-0-0		1-0-0		
0-0-0	0-0-0	0-0-0		CONFERENCE	0-0-0		0-0-0		0-0-0		
0-0-0	0-0-0	0-0-0		HOME	0-0-0		0-0-0		0-0-0		
0-0-0	0-0-0	0-0-0		AWAY	0-0-0		0-0-0		0-0-0		
0-0-0	0-0-0	0-0-0		NEUTRAL	0-0-0		0-0-0		0-0-0		
<hr/>											
RPI S	Opponent	Score		RPI S	Opponent	Score		RPI S	Opponent	Score	
14 A	Virginia	1	3	36 A	UConn	0	1	129 H	Yale	1	2
17 A	West Virginia	0	4	41 N	Duke	2	1	144 H	Saint Joseph's	5	0
								164 A	Monmouth	4	1
								167 H	Bucknell	4	2
								254 N	Indiana St.	9	1
<hr/>											
				LAST 10 GAMES							
				164 A	Monmouth	4	1	41 N	Duke	2	1
				129 H	Yale	1	2	254 N	Indiana St.	9	1
				14 A	Virginia	1	3	17 A	West Virginia	0	4
				36 A	UConn	0	1	144 H	Saint Joseph's	5	0
								167 H	Bucknell	4	2

Non-Div. I Games:

Hofstra

Average RPI Win:		173	WON-LOST RECORD		WINNING PCT. RANK		LAST 10 GAMES		STRENGTH OF SCHEDULE		OPP. STRENGTH OF SCHEDULE		TEAM RPI		ADJ RPI		CONF. RPI		ADJ CONF. RPI		
DIV. I ONLY			5-3-2		.6 107		5-3-2		28		48		42		.60794 43		3		3		
DIV. I NON-CONF.			5-3-2		.6 111		5-3-2		28		42		43		.60794 44		3		3		
TOTALS		RPI 1-25		RPI 26-50		W-L RECORDS		RPI 51-100		RPI 101-150		RPI 150+									
5-3-2		0-2-0		0-1-2		OVERALL		0-0-0		1-0-0		4-0-0									
2-1-1		0-1-0		0-0-1		HOME		0-0-0		0-0-0		2-0-0									
3-1-0		0-0-0		0-1-0		AWAY		0-0-0		1-0-0		2-0-0									
0-1-1		0-1-0		0-0-1		NEUTRAL		0-0-0		0-0-0		0-0-0									
5-3-2		0-2-0		0-1-2		NON-CONFERENCE		0-0-0		1-0-0		4-0-0									
2-1-1		0-1-0		0-0-1		HOME		0-0-0		0-0-0		2-0-0									
3-1-0		0-0-0		0-0-		AWAY		0-0-0		1-0-0		2-0-0									
0-1-1		0-1-0		0-0-1		NEUTRAL		0-0-0		0-0-0		0-0-0									
0-0-0		0-0-0		0-0-0		CONFERENCE		0-0-0		0-0-0		0-0-0									
0-0-0		0-0-0		0-0-0		HOME		0-0-0		0-0-0		0-0-0									
0-0-0		0-0-0		0-0-0		AWAY		0-0-0		0-0-0		0-0-0									
0-0-0		0-0-0		0-0-0		NEUTRAL		0-0-0		0-0-0		0-0-0									
RPI	S	Opponent		Score		RPI	S	Opponent		Score		RPI	S	Opponent		Score					
3	H	UCLA		0	1	33	H	Arkansas		0	0			114	A	Hawaii		2	1		
16	N	UCF		0	2	35	N	Arizona St.		2	2			151	H	Nevada		5	1		
						38	A	South Fla.		0	2			177	H	Montana		2	0		
														190	A	Texas St.		2	0		
														231	A	A&M-Corpus Christi		6	0		
LAST 10 GAMES																					
						190	A	Texas St.		2	0	177	H	Montana		2	0				
						3	H	UCLA		0	1	231	A	A&M-Corpus Christi		6	0				
						38	A	South Fla.		0	2	151	H	Nevada		5	1				
						16	N	UCF		0	2	33	H	Arkansas		0	0				
						35	N	Arizona St.		2	2	114	A	Hawaii		2	1				

Non-Div. I Games:

Texas

Average RPI Win:	98	WON-LOST	WINNING	LAST 10	STRENGTH OF	OPP. STRENGTH	TEAM	ADJ	CONF.	ADJ CONF.	
Average RPI Loss:	89	RECORD	PCT. RANK	GAMES	SCHEDULE	OF SCHEDULE	RPI	RPI	RPI	RPI	
DIV. I ONLY	5-3-1	.61111	99	5-3-1	43	51	47	.60546	44	13	13
DIV. I NON-CONF.	4-3-1	.5625	128	4-3-1	36	43	56	.59679	55	14	14
<hr/>											
TOTALS	RPI 1-25	RPI 26-50		W-L RECORDS		RPI 51-100		RPI 101-150		RPI 150+	
5-3-1	0-1-0	2-0-0		OVERALL		1-0-0		1-2-1		1-0-0	
3-2-1	0-0-0	2-0-0		HOME		0-0-0		1-2-1		0-0-0	
1-1-0	0-1-0	0-0-0		AWAY		1-0-0		0-0-0		0-0-0	
1-0-0	0-0-0	0-0-0		NEUTRAL		0-0-0		0-0-0		1-0-0	
<hr/>											
4-3-1	0-1-0	2-0-0		NON-CONFERENCE		1-0-0		0-2-1		1-0-0	
2-2-1	0-0-0	2-0-0		HOME		0-0-0		0-2-1		0-0-0	
1-1-0	0-1-0	0-0-		AWAY		1-0-0		0-0-0		0-0-0	
1-0-0	0-0-0	0-0-0		NEUTRAL		0-0-0		0-0-0		1-0-0	
<hr/>											
1-0-0	0-0-0	0-0-0		CONFERENCE		0-0-0		1-0-0		0-0-0	
1-0-0	0-0-0	0-0-0		HOME		0-0-0		1-0-0		0-0-0	
0-0-0	0-0-0	0-0-0		AWAY		0-0-0		0-0-0		0-0-0	
0-0-0	0-0-0	0-0-0		NEUTRAL		0-0-0		0-0-0		0-0-0	
<hr/>											
RPI S	Opponent	Score		RPI S	Opponent	Score		RPI S	Opponent	Score	
5	A	South Carolina	0 1	28	H	Boston College	2 1	74	A	Providence	2 1
				50	H	La Salle	2 1				
<hr/>											
LAST 10 GAMES											
103 H Navy				1 0		74 A Providence				2 1	
132 H Northeastern				0 1		234 N Col. of Charleston				1 0	
147 H Akron				1 1		5 A South Carolina				0 1	
130 H San Francisco				0 1		28 H Boston College				2 1	
						50 H La Salle				2 1	

Non-Div. I Games:

Boston U.

[illegible]

Non-Div. I Games:

Southern California

Average RPI Win:	146	WON-LOST	WINNING	LAST 10	STRENGTH OF	OPP. STRENGTH	TEAM	ADJ	CONF.	ADJ CONF.			
Average RPI Loss:	18	RECORD	PCT. RANK	GAMES	SCHEDULE	OF SCHEDULE	RPI	RPI	RPI	RPI			
DIV. I ONLY	6-3-1	.65	81	6-3-1	39	110	44	.60463	46	5	5		
DIV. I NON-CONF.	4-1-1	.75	43	4-1-1	59	234	53	.59825	54	5	5		
<hr/>													
TOTALS	RPI 1-25	RPI 26-50		W-L RECORDS		RPI 51-100		RPI 101-150		RPI 150+			
6-3-1	0-3-0	0-0-0		OVERALL		3-0-0		1-0-0		2-0-1			
4-2-0	0-2-0	0-0-0		HOME		2-0-0		0-0-0		2-0-0			
2-1-1	0-1-0	0-0-0		AWAY		1-0-0		1-0-0		0-0-1			
0-0-0	0-0-0	0-0-0		NEUTRAL		0-0-0		0-0-0		0-0-0			
4-1-1	0-1-0	0-0-0		NON-CONFERENCE		1-0-0		1-0-0		2-0-1			
3-1-0	0-1-0	0-0-0		HOME		1-0-0		0-0-0		2-0-0			
1-0-1	0-0-0	0-0-		AWAY		0-0-0		1-0-0		0-0-1			
0-0-0	0-0-0	0-0-0		NEUTRAL		0-0-0		0-0-0		0-0-0			
2-2-0	0-2-0	0-0-0		CONFERENCE		2-0-0		0-0-0		0-0-0			
1-1-0	0-1-0	0-0-0		HOME		1-0-0		0-0-0		0-0-0			
1-1-0	0-1-0	0-0-0		AWAY		1-0-0		0-0-0		0-0-0			
0-0-0	0-0-0	0-0-0		NEUTRAL		0-0-0		0-0-0		0-0-0			
<hr/>													
RPI S	Opponent	Score		RPI S	Opponent	Score		RPI S	Opponent	Score			
8 H	Penn St.	0	1			79 H	Ball St.	2	0	109 A	Marshall	2	1
21 H	Miami (OH)	0	1			82 H	Ohio St.	3	1	250 H	Ohio	2	0
24 A	Illinois	0	3			88 A	Northwestern	2	1	268 H	SIUE	4	1
										289 A	Youngstown St.	1	1
<hr/>													
LAST 10 GAMES													
				88 A	Northwestern	2	1	24 A	Illinois	0	3		
				82 H	Ohio St.	3	1	268 H	SIUE	4	1		
				8 H	Penn St.	0	1	79 H	Ball St.	2	0		
				289 A	Youngstown St.	1	1	250 H	Ohio	2	0		
				109 A	Marshall	2	1	21 H	Miami (OH)	0	1		

Non-Div. I Games:

Purdue

Average RPI Win: 151		WON-LOST	WINNING	LAST 10	STRENGTH OF		OPP. STRENGTH	TEAM	ADJ		CONF.	ADJ CONF.							
Average RPI Loss: 34		RECORD	PCT. RANK	GAMES	SCHEDULE		OF SCHEDULE	RPI	RPI		RPI	RPI							
DIV. I ONLY		5-2-0	.71429	52	5-2-0		89	53	46	.60408	47	8	8						
DIV. I NON-CONF.		5-2-0	.71429	56	5-2-0		84	48	48	.60408	47	8	8						
<hr/>																			
TOTALS		RPI 1-25		RPI 26-50		W-L RECORDS		RPI 51-100		RPI 101-150		RPI 150+							
5-2-0		0-0-0		1-2-0		OVERALL		1-0-0		1-0-0		2-0-0							
1-1-0		0-0-0		0-1-0		HOME		0-0-0		1-0-0		0-0-0							
4-1-0		0-0-0		1-1-0		AWAY		1-0-0		0-0-0		2-0-0							
0-0-0		0-0-0		0-0-0		NEUTRAL		0-0-0		0-0-0		0-0-0							
5-2-0		0-0-0		1-2-0		NON-CONFERENCE		1-0-0		1-0-0		2-0-0							
1-1-0		0-0-0		0-1-0		HOME		0-0-0		1-0-0		0-0-0							
4-1-0		0-0-0		1-0-		AWAY		1-0-0		0-0-0		2-0-0							
0-0-0		0-0-0		0-0-0		NEUTRAL		0-0-0		0-0-0		0-0-0							
0-0-0		0-0-0		0-0-0		CONFERENCE		0-0-0		0-0-0		0-0-0							
0-0-0		0-0-0		0-0-0		HOME		0-0-0		0-0-0		0-0-0							
0-0-0		0-0-0		0-0-0		AWAY		0-0-0		0-0-0		0-0-0							
0-0-0		0-0-0		0-0-0		NEUTRAL		0-0-0		0-0-0		0-0-0							
RPI	S	Opponent		Score		RPI	S	Opponent		Score		RPI	S	Opponent		Score			
				28	A	Boston College	0	2		74	A	Providence	2	0	130	H	San Francisco	1	0
				39	H	Colgate	0	1							220	A	New Hampshire	1	0
				48	A	Rhode Island	3	2							283	A	LIU Brooklyn	5	0
<hr/>																			
LAST 10 GAMES																			
				220	A	New Hampshire	1	0		283	A	LIU Brooklyn	5	0					
				39	H	Colgate	0	1		130	H	San Francisco	1	0					
				28	A	Boston College	0	2											
				48	A	Rhode Island	3	2											
				74	A	Providence	2	0											

Non-Div. I Games:

Harvard

Average RPI Win:	180	WON-LOST	WINNING	LAST 10	STRENGTH OF	OPP. STRENGTH	TEAM	ADJ	CONF.	ADJ CONF.		
Average RPI Loss:	47	RECORD	PCT. RANK	GAMES	SCHEDULE	OF SCHEDULE	RPI	RPI	RPI	RPI		
DIV. I ONLY		8-1-1	.85	22	8-1-1	172	75	48	.60018	48	12	12
DIV. I NON-CONF.		8-1-1	.85	22	8-1-1	168	67	50	.60018	49	12	12
<hr/>												
TOTALS	RPI 1-25	RPI 26-50		W-L RECORDS		RPI 51-100		RPI 101-150		RPI 150+		
8-1-1	0-0-0	0-1-0		OVERALL		1-0-1		2-0-0		5-0-0		
5-1-0	0-0-0	0-1-0		HOME		1-0-0		1-0-0		3-0-0		
3-0-1	0-0-0	0-0-0		AWAY		0-0-1		1-0-0		2-0-0		
0-0-0	0-0-0	0-0-0		NEUTRAL		0-0-0		0-0-0		0-0-0		
8-1-1	0-0-0	0-1-0		NON-CONFERENCE		1-0-1		2-0-0		5-0-0		
5-1-0	0-0-0	0-1-0		HOME		1-0-0		1-0-0		3-0-0		
3-0-1	0-0-0	0-0-		AWAY		0-0-1		1-0-0		2-0-0		
0-0-0	0-0-0	0-0-0		NEUTRAL		0-0-0		0-0-0		0-0-0		
0-0-0	0-0-0	0-0-0		CONFERENCE		0-0-0		0-0-0		0-0-0		
0-0-0	0-0-0	0-0-0		HOME		0-0-0		0-0-0		0-0-0		
0-0-0	0-0-0	0-0-0		AWAY		0-0-0		0-0-0		0-0-0		
0-0-0	0-0-0	0-0-0		NEUTRAL		0-0-0		0-0-0		0-0-0		
<hr/>												
RPI	S	Opponent	Score	RPI	S	Opponent	Score	RPI	S	Opponent	Score	
47	H	Harvard	2 3	61	H	Fairfield	1 0	108	A	Manhattan	1 0	
				74	A	Providence	1 1	142	H	Army	2 1	
								189	A	Sacred Heart	2 1	
								221	H	Maine	3 0	
								229	A	Albany (NY)	2 1	
								241	H	Wagner	3 2	
								248	H	Bryant	2 1	
<hr/>												
LAST 10 GAMES												
47	H	Harvard	2 3	221	H	Maine	3 0					
189	A	Sacred Heart	2 1	241	H	Wagner	3 2					
248	H	Bryant	2 1	142	H	Army	2 1					
108	A	Manhattan	1 0	229	A	Albany (NY)	2 1					
61	H	Fairfield	1 0	74	A	Providence	1 1					

Non-Div. I Games:

Rhode Island

Average RPI Win: 133		WON-LOST RECORD	WINNING PCT. RANK		LAST 10 GAMES		STRENGTH OF SCHEDULE		OPP. STRENGTH OF SCHEDULE		TEAM RPI	ADJ RPI	CONF. RPI	ADJ CONF. RPI			
Average RPI Loss: 28																	
DIV. I ONLY		4-3-2	.55556	131	4-3-2		21		87		49	.59935	50	12	12		
DIV. I NON-CONF.		4-3-2	.55556	137	4-3-2		23		81		51	.59935	52	12	12		
TOTALS		RPI 1-25		RPI 26-50		W-L RECORDS		RPI 51-100		RPI 101-150		RPI 150+					
4-3-2		0-2-0		0-1-0		OVERALL		1-0-1		1-0-0		2-0-1					
3-1-1		0-1-0		0-0-0		HOME		1-0-0		0-0-0		2-0-1					
1-2-1		0-1-0		0-1-0		AWAY		0-0-1		1-0-0		0-0-0					
0-0-0		0-0-0		0-0-0		NEUTRAL		0-0-0		0-0-0		0-0-0					
4-3-2		0-2-0		0-1-0		NON-CONFERENCE		1-0-1		1-0-0		2-0-1					
3-1-1		0-1-0		0-0-0		HOME		1-0-0		0-0-0		2-0-1					
1-2-1		0-1-0		0-0-		AWAY		0-0-1		1-0-0		0-0-0					
0-0-0		0-0-0		0-0-0		NEUTRAL		0-0-0		0-0-0		0-0-0					
0-0-0		0-0-0		0-0-0		CONFERENCE		0-0-0		0-0-0		0-0-0					
0-0-0		0-0-0		0-0-0		HOME		0-0-0		0-0-0		0-0-0					
0-0-0		0-0-0		0-0-0		AWAY		0-0-0		0-0-0		0-0-0					
0-0-0		0-0-0		0-0-0		NEUTRAL		0-0-0		0-0-0		0-0-0					
RPI	S	Opponent		Score		RPI	S	Opponent		Score		RPI	S	Opponent		Score	
17	A	West Virginia		1	4	44	A	Boston U.		1	2	60	H	Temple		3	2
23	H	Washington		0	1							63	A	William & Mary		3	3
												132	A	Northeastern		1	0
												152	H	Princeton		2	2
												168	H	Pittsburgh		1	0
												170	H	James Madison		2	1
						LAST 10 GAMES											
						63	A	William & Mary		3	3	60	H	Temple		3	2
						23	H	Washington		0	1	17	A	West Virginia		1	4
						132	A	Northeastern		1	0	170	H	James Madison		2	1
						44	A	Boston U.		1	2	152	H	Princeton		2	2
												168	H	Pittsburgh		1	0

Non-Div. I Games:

La Salle

Average RPI Win: 182		WON-LOST RECORD		WINNING PCT. RANK		LAST 10 GAMES		STRENGTH OF SCHEDULE		OPP. STRENGTH OF SCHEDULE		TEAM RPI		ADJ RPI		CONF. RPI		ADJ CONF. RPI	
DIV. I ONLY		6-3-0		.66667 73		6-3-0		68		43		50		.59923 51		20		20	
DIV. I NON-CONF.		6-3-0		.66667 78		6-3-0		62		40		52		.59923 53		20		20	
TOTALS		RPI 1-25		RPI 26-50		W-L RECORDS		RPI 51-100		RPI 101-150		RPI 150+							
6-3-0		0-2-0		1-1-0		OVERALL		0-0-0		0-0-0		5-0-0							
4-0-0		0-0-0		1-0-0		HOME		0-0-0		0-0-0		3-0-0							
2-2-0		0-1-0		0-1-0		AWAY		0-0-0		0-0-0		2-0-0							
0-1-0		0-1-0		0-0-0		NEUTRAL		0-0-0		0-0-0		0-0-0							
6-3-0		0-2-0		1-1-0		NON-CONFERENCE		0-0-0		0-0-0		5-0-0							
4-0-0		0-0-0		1-0-0		HOME		0-0-0		0-0-0		3-0-0							
2-2-0		0-1-0		0-0-		AWAY		0-0-0		0-0-0		2-0-0							
0-1-0		0-1-0		0-0-0		NEUTRAL		0-0-0		0-0-0		0-0-0							
0-0-0		0-0-0		0-0-0		CONFERENCE		0-0-0		0-0-0		0-0-0							
0-0-0		0-0-0		0-0-0		HOME		0-0-0		0-0-0		0-0-0							
0-0-0		0-0-0		0-0-0		AWAY		0-0-0		0-0-0		0-0-0							
0-0-0		0-0-0		0-0-0		NEUTRAL		0-0-0		0-0-0		0-0-0							
RPI	S	Opponent		Score		RPI	S	Opponent		Score		RPI	S	Opponent		Score			
5	N	South Carolina		0	2	38	A	South Fla.		0	1	157	A	Miami (FL)		2	1		
6	A	Texas A&M		1	2	40	H	Arizona		2	1	161	H	Wofford		3	0		
												195	A	FIU		2	0		
												244	H	Murray St.		4	0		
												293	H	Bakersfield		3	0		
LAST 10 GAMES																			
				293	H	Bakersfield		3	0	161	H	Wofford		3	0				
				38	A	South Fla.		0	1	5	N	South Carolina		0	2				
				157	A	Miami (FL)		2	1	6	A	Texas A&M		1	2				
				40	H	Arizona		2	1	244	H	Murray St.		4	0				
										195	A	FIU		2	0				

Non-Div. I Games:

FGCU

Average RPI Win: 134		WON-LOST RECORD	WINNING PCT. RANK	LAST 10 GAMES	STRENGTH OF SCHEDULE	OPP. STRENGTH OF SCHEDULE	TEAM RPI	ADJ RPI	CONF. RPI	ADJ CONF. RPI							
DIV. I ONLY		5-2-1	.6875	64	5-2-1	92	66	53	.59458	52	16	16					
DIV. I NON-CONF.		5-2-1	.6875	69	5-2-1	88	60	57	.59458	56	16	16					
<hr/>																	
TOTALS		RPI 1-25		RPI 26-50		W-L RECORDS		RPI 51-100		RPI 101-150		RPI 150+					
5-2-1		1-0-0		0-0-0		OVERALL		2-2-0		0-0-1		2-0-0					
3-1-1		0-0-0		0-0-0		HOME		1-1-0		0-0-1		2-0-0					
1-1-0		0-0-0		0-0-0		AWAY		1-1-0		0-0-0		0-0-0					
1-0-0		1-0-0		0-0-0		NEUTRAL		0-0-0		0-0-0		0-0-0					
5-2-1		1-0-0		0-0-0		NON-CONFERENCE		2-2-0		0-0-1		2-0-0					
3-1-1		0-0-0		0-0-0		HOME		1-1-0		0-0-1		2-0-0					
1-1-0		0-0-0		0-0-		AWAY		1-1-0		0-0-0		0-0-0					
1-0-0		1-0-0		0-0-0		NEUTRAL		0-0-0		0-0-0		0-0-0					
0-0-0		0-0-0		0-0-0		CONFERENCE		0-0-0		0-0-0		0-0-0					
0-0-0		0-0-0		0-0-0		HOME		0-0-0		0-0-0		0-0-0					
0-0-0		0-0-0		0-0-0		AWAY		0-0-0		0-0-0		0-0-0					
0-0-0		0-0-0		0-0-0		NEUTRAL		0-0-0		0-0-0		0-0-0					
RPI	S	Opponent		Score		RPI	S	Opponent		Score		RPI	S	Opponent		Score	
23	N	Washington		2 1													
						53	A	San Diego		0 2		123	H	UC Riverside		2 2	
						55	H	Michigan St.		1 3		239	H	Idaho St.		3 0	
						57	H	Michigan		3 0		259	H	UC Davis		2 0	
						94	A	Portland		2 1							
<hr/>																	
LAST 10 GAMES																	
239	H	Idaho St.		3 0		94	A	Portland		2 1		23	N	Washington		2 1	
53	A	San Diego		0 2		23	N	Washington		2 1		57	H	Michigan		3 0	
55	H	Michigan St.		1 3		123	H	UC Riverside		2 2		259	H	UC Davis		2 0	

Non-Div. I Games:

San Diego St.

Average RPI Win:	185	WON-LOST	WINNING	LAST 10	STRENGTH OF	OPP. STRENGTH	TEAM	ADJ	CONF.	ADJ CONF.	
Average RPI Loss:	111	RECORD	PCT. RANK	GAMES	SCHEDULE	OF SCHEDULE	RPI	RPI	RPI	RPI	
DIV. I ONLY	7-2-0	.77778	37	7-2-0	102	205	52	.59158	54	1	1
DIV. I NON-CONF.	7-2-0	.77778	38	7-2-0	98	205	55	.59158	58	1	1
<hr/>											
TOTALS	RPI 1-25	RPI 26-50		W-L RECORDS	RPI 51-100		RPI 101-150		RPI 150+		
7-2-0	0-0-0	0-1-0		OVERALL	1-0-0		2-0-0		4-1-0		
6-1-0	0-0-0	0-1-0		HOME	0-0-0		2-0-0		4-0-0		
0-0-0	0-0-0	0-0-0		AWAY	0-0-0		0-0-0		0-0-0		
1-1-0	0-0-0	0-0-0		NEUTRAL	1-0-0		0-0-0		0-1-0		
7-2-0	0-0-0	0-1-0		NON-CONFERENCE	1-0-0		2-0-0		4-1-0		
6-1-0	0-0-0	0-1-0		HOME	0-0-0		2-0-0		4-0-0		
0-0-0	0-0-0	0-0-		AWAY	0-0-0		0-0-0		0-0-0		
1-1-0	0-0-0	0-0-0		NEUTRAL	1-0-0		0-0-0		0-1-0		
0-0-0	0-0-0	0-0-0		CONFERENCE	0-0-0		0-0-0		0-0-0		
0-0-0	0-0-0	0-0-0		HOME	0-0-0		0-0-0		0-0-0		
0-0-0	0-0-0	0-0-0		AWAY	0-0-0		0-0-0		0-0-0		
0-0-0	0-0-0	0-0-0		NEUTRAL	0-0-0		0-0-0		0-0-0		
RPI	S	Opponent	Score	RPI	S	Opponent	Score	RPI	S	Opponent	Score
				29	H	Kansas	1 2	92	N	UNLV	3 0
								112	H	Denver	2 1
								130	H	San Francisco	3 0
								193	N	Kent St.	0 1
								198	H	Northern Colo.	1 0
								233	H	Colorado St.	2 0
								248	H	Bryant	2 0
								285	H	Detroit	3 0
				LAST 10 GAMES							
				130	H	San Francisco	3 0	193	N	Kent St.	0 1
				248	H	Bryant	2 0	92	N	UNLV	3 0
				112	H	Denver	2 1	198	H	Northern Colo.	1 0
				285	H	Detroit	3 0	233	H	Colorado St.	2 0
				29	H	Kansas	1 2				

Non-Div. I Games:

Colorado

Average RPI Win: 170		WON-LOST RECORD		WINNING PCT. RANK		LAST 10 GAMES		STRENGTH OF SCHEDULE		OPP. STRENGTH OF SCHEDULE		TEAM RPI		ADJ RPI		CONF. RPI		ADJ CONF. RPI	
DIV. I ONLY		6-3-1		.65 81		6-3-1		69		72		54		.59111 55		5		5	
DIV. I NON-CONF.		6-0-0		1 1		6-0-0		126		160		19		.64415 21		5		5	
TOTALS		RPI 1-25		RPI 26-50		W-L RECORDS		RPI 51-100		RPI 101-150		RPI 150+							
6-3-1		0-1-1		0-1-0		OVERALL		2-1-0		1-0-0		3-0-0							
3-2-0		0-1-0		0-0-0		HOME		1-1-0		1-0-0		1-0-0							
3-1-1		0-0-1		0-1-0		AWAY		1-0-0		0-0-0		2-0-0							
0-0-0		0-0-0		0-0-0		NEUTRAL		0-0-0		0-0-0		0-0-0							
6-0-0		0-0-0		0-0-0		NON-CONFERENCE		2-0-0		1-0-0		3-0-0							
3-0-0		0-0-0		0-0-0		HOME		1-0-0		1-0-0		1-0-0							
3-0-0		0-0-0		0-0-		AWAY		1-0-0		0-0-0		2-0-0							
0-0-0		0-0-0		0-0-0		NEUTRAL		0-0-0		0-0-0		0-0-0							
0-3-1		0-1-1		0-1-0		CONFERENCE		0-1-0		0-0-0		0-0-0							
0-2-0		0-1-0		0-0-0		HOME		0-1-0		0-0-0		0-0-0							
0-1-1		0-0-1		0-1-0		AWAY		0-0-0		0-0-0		0-0-0							
0-0-0		0-0-0		0-0-0		NEUTRAL		0-0-0		0-0-0		0-0-0							
RPI	S	Opponent		Score		RPI	S	Opponent		Score		RPI	S	Opponent		Score			
11	H	Wisconsin		1 2		30	A	Rutgers		0 1		52	A	San Diego St.		3 1			
25	A	Maryland		0 0								81	H	Eastern Mich.		3 0			
												89	H	Minnesota		0 1			
														258 H IPFW		3 1			
														269 A Oakland		1 0			
						LAST 10 GAMES													
						30	A	Rutgers		0 1		25	A	Maryland		0 0			
						89	H	Minnesota		0 1		269	A	Oakland		1 0			
						11	H	Wisconsin		1 2		81	H	Eastern Mich.		3 0			
						136	H	Western Mich.		3 2		225	A	Cal St. Fullerton		1 0			
						258	H	IPFW		3 1		52	A	San Diego St.		3 1			

Non-Div. I Games:

Michigan St.

Average RPI Win:	135	WON-LOST RECORD	WINNING PCT. RANK	LAST 10 GAMES	STRENGTH OF SCHEDULE	OPP. STRENGTH OF SCHEDULE	TEAM RPI	ADJ RPI	CONF. RPI	ADJ CONF. RPI					
Average RPI Loss:	45														
DIV. I ONLY		7-3-0	.7	58	7-3-0	126	25	56	.58862	57	5	5			
DIV. I NON-CONF.		4-2-0	.66667	78	4-2-0	266	65	148	.51038	148	5	5			
<hr/>															
TOTALS	RPI 1-25	RPI 26-50		W-L RECORDS		RPI 51-100		RPI 101-150		RPI 150+					
7-3-0	2-0-0	0-1-0		OVERALL		2-2-0		0-0-0		3-0-0					
6-0-0	1-0-0	0-0-0		HOME		2-0-0		0-0-0		3-0-0					
1-3-0	1-0-0	0-1-0		AWAY		0-2-0		0-0-0		0-0-0					
0-0-0	0-0-0	0-0-0		NEUTRAL		0-0-0		0-0-0		0-0-0					
<hr/>															
4-2-0	0-0-0	0-0-0		NON-CONFERENCE		1-2-0		0-0-0		3-0-0					
4-0-0	0-0-0	0-0-0		HOME		1-0-0		0-0-0		3-0-0					
0-2-0	0-0-0	0-0-		AWAY		0-2-0		0-0-0		0-0-0					
0-0-0	0-0-0	0-0-0		NEUTRAL		0-0-0		0-0-0		0-0-0					
<hr/>															
3-1-0	2-0-0	0-1-0		CONFERENCE		1-0-0		0-0-0		0-0-0					
2-0-0	1-0-0	0-0-0		HOME		1-0-0		0-0-0		0-0-0					
1-1-0	1-0-0	0-1-0		AWAY		0-0-0		0-0-0		0-0-0					
0-0-0	0-0-0	0-0-0		NEUTRAL		0-0-0		0-0-0		0-0-0					
<hr/>															
RPI S	Opponent	Score		RPI S	Opponent	Score		RPI S	Opponent	Score					
11 H	Wisconsin	2	1	30 A	Rutgers	0	1	52 A	San Diego St.	0	3	194 H	Toledo	4	0
25 A	Maryland	1	0					53 A	San Diego	0	5	246 H	Central Mich.	3	0
								87 H	CSUN	2	0	296 H	Bowling Green	2	0
								89 H	Minnesota	2	1				
<hr/>															
				LAST 10 GAMES											
				25 A	Maryland	1	0	30 A	Rutgers	0	1				
				11 H	Wisconsin	2	1	52 A	San Diego St.	0	3				
				89 H	Minnesota	2	1	53 A	San Diego	0	5				
				246 H	Central Mich.	3	0	296 H	Bowling Green	2	0				
				194 H	Toledo	4	0	87 H	CSUN	2	0				

Non-Div. I Games:

Michigan

Average RPI Win:		217	WON-LOST RECORD		WINNING PCT. RANK		LAST 10 GAMES		STRENGTH OF SCHEDULE		OPP. STRENGTH OF SCHEDULE		TEAM RPI	ADJ RPI		CONF. RPI	ADJ CONF. RPI
DIV. I ONLY			6-4-0		.6 107		6-4-0		36		141		57	.58854 58		17	17
DIV. I NON-CONF.			6-4-0		.6 111		6-4-0		34		137		58	.58854 59		17	17
TOTALS		RPI 1-25		RPI 26-50		W-L RECORDS		RPI 51-100		RPI 101-150		RPI 150+					
6-4-0		0-3-0		0-1-0		OVERALL		0-0-0		2-0-0		4-0-0					
4-1-0		0-0-0		0-1-0		HOME		0-0-0		2-0-0		2-0-0					
1-3-0		0-3-0		0-0-0		AWAY		0-0-0		0-0-0		1-0-0					
1-0-0		0-0-0		0-0-0		NEUTRAL		0-0-0		0-0-0		1-0-0					
6-4-0		0-3-0		0-1-0		NON-CONFERENCE		0-0-0		2-0-0		4-0-0					
4-1-0		0-0-0		0-1-0		HOME		0-0-0		2-0-0		2-0-0					
1-3-0		0-3-0		0-0-		AWAY		0-0-0		0-0-0		1-0-0					
1-0-0		0-0-0		0-0-0		NEUTRAL		0-0-0		0-0-0		1-0-0					
0-0-0		0-0-0		0-0-0		CONFERENCE		0-0-0		0-0-0		0-0-0					
0-0-0		0-0-0		0-0-0		HOME		0-0-0		0-0-0		0-0-0					
0-0-0		0-0-0		0-0-0		AWAY		0-0-0		0-0-0		0-0-0					
0-0-0		0-0-0		0-0-0		NEUTRAL		0-0-0		0-0-0		0-0-0					
RPI	S	Opponent		Score		RPI	S	Opponent		Score		RPI	S	Opponent		Score	
6	A	Texas A&M		1	4	28	H	Boston College		1	4	102	H	Baylor		2	1
21	A	Miami (OH)		2	3							136	H	Western Mich.		1	0
22	A	DePaul		1	3							225	A	Southeast Mo. St.		3	0
												246	H	Central Mich.		5	1
												277	N	Sam Houston St.		4	0
												314	H	Northern Ill.		4	1
LAST 10 GAMES																	
136	H	Western Mich.		1	0	21	A	Miami (OH)		2	3						
102	H	Baylor		2	1	6	A	Texas A&M		1	4						
225	A	Southeast Mo. St.		3	0	277	N	Sam Houston St.		4	0						
28	H	Boston College		1	4	246	H	Central Mich.		5	1						
22	A	DePaul		1	3	314	H	Northern Ill.		4	1						

Non-Div. I Games:

Illinois St.

Average RPI Win:	94	WON-LOST RECORD	WINNING PCT. RANK	LAST 10 GAMES	STRENGTH OF SCHEDULE	OPP. STRENGTH OF SCHEDULE	TEAM RPI	ADJ RPI	CONF. RPI	ADJ CONF. RPI	
Average RPI Loss:	28										
DIV. I ONLY		4-6-0	.4 218	4-6-0	9	22	61	.58809	59	3 3	
DIV. I NON-CONF.		4-5-0	.44444 191	4-5-0	7	29	46	.60402	48	3 3	

TOTALS	RPI 1-25	RPI 26-50		W-L RECORDS	RPI 51-100		RPI 101-150		RPI 150+		
4-6-0	0-2-0	0-4-0		OVERALL	2-0-0		2-0-0		0-0-0		
4-2-0	0-2-0	0-0-0		HOME	2-0-0		2-0-0		0-0-0		
0-3-0	0-0-0	0-3-0		AWAY	0-0-0		0-0-0		0-0-0		
0-1-0	0-0-0	0-1-0		NEUTRAL	0-0-0		0-0-0		0-0-0		
4-5-0	0-2-0	0-3-0		NON-CONFERENCE	2-0-0		2-0-0		0-0-0		
4-2-0	0-2-0	0-0-0		HOME	2-0-0		2-0-0		0-0-0		
0-2-0	0-0-0	0-0-		AWAY	0-0-0		0-0-0		0-0-0		
0-1-0	0-0-0	0-1-0		NEUTRAL	0-0-0		0-0-0		0-0-0		
0-1-0	0-0-0	0-1-0		CONFERENCE	0-0-0		0-0-0		0-0-0		
0-0-0	0-0-0	0-0-0		HOME	0-0-0		0-0-0		0-0-0		
0-1-0	0-0-0	0-1-0		AWAY	0-0-0		0-0-0		0-0-0		
0-0-0	0-0-0	0-0-0		NEUTRAL	0-0-0		0-0-0		0-0-0		
RPI S	Opponent	Score	RPI S	Opponent	Score	RPI S	Opponent	Score	RPI S	Opponent	Score
12 H	Florida St.	1 2	32 A	Oklahoma	0 2	67 H	Tulsa	2 1	105 H	UT Martin	1 0
15 H	Florida	0 4	33 A	Arkansas	1 2	78 H	Memphis	1 0	124 H	Cal Poly	2 1
			35 A	Arizona St.	0 2						
			40 N	Arizona	1 3						

LAST 10 GAMES											
	78 H	Memphis	1 0	67 H	Tulsa	2 1					
	105 H	UT Martin	1 0	15 H	Florida	0 4					
	124 H	Cal Poly	2 1	12 H	Florida St.	1 2					
	40 N	Arizona	1 3	33 A	Arkansas	1 2					
	35 A	Arizona St.	0 2	32 A	Oklahoma	0 2					

Non-Div. I Games:

Oklahoma St.

Average RPI Win:	182	WON-LOST	WINNING	LAST 10	STRENGTH OF	OPP. STRENGTH	TEAM	ADJ	CONF.	ADJ CONF.	
Average RPI Loss:	123	RECORD	PCT. RANK	GAMES	SCHEDULE	OF SCHEDULE	RPI	RPI	RPI	RPI	
DIV. I ONLY	7-2-0	.77778	37	7-2-0	129	158	59	.58745	60	6	6
DIV. I NON-CONF.	7-2-0	.77778	38	7-2-0	124	158	60	.58745	60	6	6
<hr/>											
TOTALS	RPI 1-25	RPI 26-50		W-L RECORDS	RPI 51-100		RPI 101-150		RPI 150+		
7-2-0	0-0-0	0-1-0		OVERALL	1-0-0		2-0-0		4-1-0		
1-0-0	0-0-0	0-0-0		HOME	0-0-0		0-0-0		1-0-0		
5-2-0	0-0-0	0-1-0		AWAY	1-0-0		2-0-0		2-1-0		
1-0-0	0-0-0	0-0-0		NEUTRAL	0-0-0		0-0-0		1-0-0		
<hr/>											
7-2-0	0-0-0	0-1-0		NON-CONFERENCE	1-0-0		2-0-0		4-1-0		
1-0-0	0-0-0	0-0-0		HOME	0-0-0		0-0-0		1-0-0		
5-2-0	0-0-0	0-0-		AWAY	1-0-0		2-0-0		2-1-0		
1-0-0	0-0-0	0-0-0		NEUTRAL	0-0-0		0-0-0		1-0-0		
<hr/>											
0-0-0	0-0-0	0-0-0		CONFERENCE	0-0-0		0-0-0		0-0-0		
0-0-0	0-0-0	0-0-0		HOME	0-0-0		0-0-0		0-0-0		
0-0-0	0-0-0	0-0-0		AWAY	0-0-0		0-0-0		0-0-0		
0-0-0	0-0-0	0-0-0		NEUTRAL	0-0-0		0-0-0		0-0-0		
<hr/>											
RPI S	Opponent	Score	RPI S	Opponent	Score	RPI S	Opponent	Score	RPI S	Opponent	Score
			50 A	La Salle	2 3	85 A	Cornell	2 1	119 A	Drexel	3 2
						144 A	Saint Joseph's	1 0			
						154 A	Rider	3 0			
						196 A	Delaware	0 2			
						215 A	Binghamton	2 0			
						242 N	St. Bonaventure	1 0			
						312 H	Mt. St. Mary's	3 0			
<hr/>											
LAST 10 GAMES											
			196 A	Delaware	0 2	50 A	La Salle	2 3			
			85 A	Cornell	2 1	144 A	Saint Joseph's	1 0			
			242 N	St. Bonaventure	1 0	312 H	Mt. St. Mary's	3 0			
			119 A	Drexel	3 2	215 A	Binghamton	2 0			
			154 A	Rider	3 0						

Non-Div. I Games:

Temple

Average RPI Win: 194		WON-LOST	WINNING	LAST 10	STRENGTH OF		OPP. STRENGTH	TEAM	ADJ		CONF.	ADJ CONF.						
Average RPI Loss: 102		RECORD	PCT. RANK	GAMES	SCHEDULE		OF SCHEDULE	RPI	RPI		RPI	RPI						
DIV. I ONLY		6-2-1	.72222	50	6-2-1		81	210	60	.58588	61	26	26					
DIV. I NON-CONF.		6-2-1	.72222	54	6-2-1		73	210	61	.58588	61	26	26					
<hr/>																		
TOTALS		RPI 1-25		RPI 26-50		W-L RECORDS		RPI 51-100		RPI 101-150		RPI 150+						
6-2-1		0-0-0		0-1-0		OVERALL		0-0-1		2-0-0		4-1-0						
3-0-0		0-0-0		0-0-0		HOME		0-0-0		0-0-0		3-0-0						
3-2-1		0-0-0		0-1-0		AWAY		0-0-1		2-0-0		1-1-0						
0-0-0		0-0-0		0-0-0		NEUTRAL		0-0-0		0-0-0		0-0-0						
6-2-1		0-0-0		0-1-0		NON-CONFERENCE		0-0-1		2-0-0		4-1-0						
3-0-0		0-0-0		0-0-0		HOME		0-0-0		0-0-0		3-0-0						
3-2-1		0-0-0		0-0-		AWAY		0-0-1		2-0-0		1-1-0						
0-0-0		0-0-0		0-0-0		NEUTRAL		0-0-0		0-0-0		0-0-0						
0-0-0		0-0-0		0-0-0		CONFERENCE		0-0-0		0-0-0		0-0-0						
0-0-0		0-0-0		0-0-0		HOME		0-0-0		0-0-0		0-0-0						
0-0-0		0-0-0		0-0-0		AWAY		0-0-0		0-0-0		0-0-0						
0-0-0		0-0-0		0-0-0		NEUTRAL		0-0-0		0-0-0		0-0-0						
RPI	S	Opponent		Score		RPI	S	Opponent		Score		RPI	S	Opponent		Score		
				48	A	Rhode Island	0	1	100	A	Holy Cross	1	1	142	A	Army	1	0
														148	A	Towson	1	0
														155	A	Central Conn. St.	0	3
														156	H	Hartford	3	1
														204	H	Stony Brook	3	2
														221	H	Maine	2	1
														292	A	American	1	0
<hr/>																		
LAST 10 GAMES																		
				100	A	Holy Cross	1	1	155	A	Central Conn. St.	0	3					
				292	A	American	1	0	204	H	Stony Brook	3	2					
				148	A	Towson	1	0	48	A	Rhode Island	0	1					
				156	H	Hartford	3	1	142	A	Army	1	0					
				221	H	Maine	2	1										

Non-Div. I Games:

Fairfield

Average RPI Win:	170	WON-LOST RECORD	WINNING PCT. RANK	LAST 10 GAMES	STRENGTH OF SCHEDULE	OPP. STRENGTH OF SCHEDULE	TEAM RPI	ADJ RPI	CONF. RPI	ADJ CONF. RPI		
DIV. I ONLY		4-1-2	.71429	52	4-1-2	118	97	63	.5842	62	14	14
DIV. I NON-CONF.		4-1-2	.71429	56	4-1-2	116	94	63	.5842	62	13	13
<hr/>												
TOTALS	RPI 1-25	RPI 26-50		W-L RECORDS		RPI 51-100		RPI 101-150		RPI 150+		
4-1-2	0-0-0	0-0-1		OVERALL		2-0-1		0-1-0		2-0-0		
2-0-1	0-0-0	0-0-0		HOME		1-0-1		0-0-0		1-0-0		
2-1-1	0-0-0	0-0-1		AWAY		1-0-0		0-1-0		1-0-0		
0-0-0	0-0-0	0-0-0		NEUTRAL		0-0-0		0-0-0		0-0-0		
4-1-2	0-0-0	0-0-1		NON-CONFERENCE		2-0-1		0-1-0		2-0-0		
2-0-1	0-0-0	0-0-0		HOME		1-0-1		0-0-0		1-0-0		
2-1-1	0-0-0	0-1-		AWAY		1-0-0		0-1-0		1-0-0		
0-0-0	0-0-0	0-0-0		NEUTRAL		0-0-0		0-0-0		0-0-0		
0-0-0	0-0-0	0-0-0		CONFERENCE		0-0-0		0-0-0		0-0-0		
0-0-0	0-0-0	0-0-0		HOME		0-0-0		0-0-0		0-0-0		
0-0-0	0-0-0	0-0-0		AWAY		0-0-0		0-0-0		0-0-0		
0-0-0	0-0-0	0-0-0		NEUTRAL		0-0-0		0-0-0		0-0-0		
RPI	S	Opponent	Score	RPI	S	Opponent	Score	RPI	S	Opponent	Score	
				33	A	Arkansas	0 0	83	H	Vanderbilt	2 1	
								96	A	LSU	1 0	
								97	H	Dayton	2 2	
								263	H	Air Force	3 2	
LAST 10 GAMES												
				96	A	LSU	1 0	263	H	Air Force	3 2	
				237	A	Lamar	2 0	33	A	Arkansas	0 0	
				97	H	Dayton	2 2	83	H	Vanderbilt	2 1	
				102	A	Baylor	0 1					

Non-Div. I Games:

Rice

Average RPI Win:	181	WON-LOST RECORD	WINNING PCT. RANK	LAST 10 GAMES	STRENGTH OF SCHEDULE	OPP. STRENGTH OF SCHEDULE	TEAM RPI	ADJ RPI	CONF. RPI	ADJ CONF. RPI			
DIV. I ONLY		6-1-1	.8125	28	6-1-1	192	60	62	.5836	63	11	11	
DIV. I NON-CONF.		6-1-1	.8125	29	6-1-1	189	53	62	.5836	63	11	11	
<hr/>													
TOTALS	RPI 1-25	RPI 26-50		W-L RECORDS		RPI 51-100		RPI 101-150		RPI 150+			
6-1-1	0-1-0	0-0-1		OVERALL		0-0-0		1-0-0		5-0-0			
3-0-1	0-0-0	0-0-1		HOME		0-0-0		1-0-0		2-0-0			
3-1-0	0-1-0	0-0-0		AWAY		0-0-0		0-0-0		3-0-0			
0-0-0	0-0-0	0-0-0		NEUTRAL		0-0-0		0-0-0		0-0-0			
6-1-1	0-1-0	0-0-1		NON-CONFERENCE		0-0-0		1-0-0		5-0-0			
3-0-1	0-0-0	0-0-1		HOME		0-0-0		1-0-0		2-0-0			
3-1-0	0-1-0	0-0-		AWAY		0-0-0		0-0-0		3-0-0			
0-0-0	0-0-0	0-0-0		NEUTRAL		0-0-0		0-0-0		0-0-0			
0-0-0	0-0-0	0-0-0		CONFERENCE		0-0-0		0-0-0		0-0-0			
0-0-0	0-0-0	0-0-0		HOME		0-0-0		0-0-0		0-0-0			
0-0-0	0-0-0	0-0-0		AWAY		0-0-0		0-0-0		0-0-0			
0-0-0	0-0-0	0-0-0		NEUTRAL		0-0-0		0-0-0		0-0-0			
RPI	S	Opponent	Score		RPI	S	Opponent	Score		RPI	S	Opponent	Score
25	A	Maryland	0 4		50	H	La Salle	3 3		126	H	Richmond	4 1
										152	H	Princeton	4 1
										183	H	North Carolina St.	2 1
										185	A	Davidson	2 0
										191	A	Penn	3 0
										249	A	George Mason	1 0

Non-Div. I Games:

William & Mary

Average RPI Win:		186	WON-LOST RECORD		WINNING PCT. RANK		LAST 10 GAMES		STRENGTH OF SCHEDULE		OPP. STRENGTH OF SCHEDULE		TEAM RPI		ADJ RPI		CONF. RPI		ADJ CONF. RPI	
DIV. I ONLY			5-3-0		.625 92		5-3-0		80		46		66		.58331 64		2		2	
DIV. I NON-CONF.			5-2-0		.71429 56		5-2-0		87		56		49		.6 50		2		2	
TOTALS		RPI 1-25		RPI 26-50		W-L RECORDS		RPI 51-100		RPI 101-150		RPI 150+								
5-3-0		0-2-0		0-1-0		OVERALL		1-0-0		0-0-0		4-0-0								
3-1-0		0-1-0		0-0-0		HOME		0-0-0		0-0-0		3-0-0								
2-2-0		0-1-0		0-1-0		AWAY		1-0-0		0-0-0		1-0-0								
0-0-0		0-0-0		0-0-0		NEUTRAL		0-0-0		0-0-0		0-0-0								
5-2-0		0-2-0		0-0-0		NON-CONFERENCE		1-0-0		0-0-0		4-0-0								
3-1-0		0-1-0		0-0-0		HOME		0-0-0		0-0-0		3-0-0								
2-1-0		0-1-0		0-0-		AWAY		1-0-0		0-0-0		1-0-0								
0-0-0		0-0-0		0-0-0		NEUTRAL		0-0-0		0-0-0		0-0-0								
0-1-0		0-0-0		0-1-0		CONFERENCE		0-0-0		0-0-0		0-0-0								
0-0-0		0-0-0		0-0-0		HOME		0-0-0		0-0-0		0-0-0								
0-1-0		0-0-0		0-1-0		AWAY		0-0-0		0-0-0		0-0-0								
0-0-0		0-0-0		0-0-0		NEUTRAL		0-0-0		0-0-0		0-0-0								
RPI	S	Opponent		Score		RPI	S	Opponent		Score		RPI	S	Opponent		Score				
7	H	Pepperdine		2	3	33	A	Arkansas		1	2	69	A	Louisville		2	0			
23	A	Washington		1	4									178 A Seattle		2	1			
														179 H Morehead St.		3	0			
														250 H Ohio		3	0			
														255 H Francis Marion		5	0			
						LAST 10 GAMES														
						33	A	Arkansas		1	2	69	A	Louisville		2	0			
						7	H	Pepperdine		2	3	250	H	Ohio		3	0			
						179	H	Morehead St.		3	0	255	H	Francis Marion		5	0			
												178	A	Seattle		2	1			
												23	A	Washington		1	4			

Non-Div. I Games:

Kentucky

Average RPI Win:	204	WON-LOST RECORD	WINNING PCT. RANK	LAST 10 GAMES	STRENGTH OF SCHEDULE	OPP. STRENGTH OF SCHEDULE	TEAM RPI	ADJ RPI	CONF. RPI	ADJ CONF. RPI				
Average RPI Loss:	74													
DIV. I ONLY		5-2-0	.71429	52	5-2-0	91	194	64	.58206	65	14	14		
DIV. I NON-CONF.		5-2-0	.71429	56	5-2-0	86	194	65	.58206	65	13	13		
<hr/>														
TOTALS	RPI 1-25	RPI 26-50		W-L RECORDS		RPI 51-100		RPI 101-150		RPI 150+				
5-2-0	0-1-0	0-0-0		OVERALL		0-0-0		0-1-0		5-0-0				
2-1-0	0-1-0	0-0-0		HOME		0-0-0		0-0-0		2-0-0				
2-1-0	0-0-0	0-0-0		AWAY		0-0-0		0-1-0		2-0-0				
1-0-0	0-0-0	0-0-0		NEUTRAL		0-0-0		0-0-0		1-0-0				
5-2-0	0-1-0	0-0-0		NON-CONFERENCE		0-0-0		0-1-0		5-0-0				
2-1-0	0-1-0	0-0-0		HOME		0-0-0		0-0-0		2-0-0				
2-1-0	0-0-0	0-0-		AWAY		0-0-0		0-1-0		2-0-0				
1-0-0	0-0-0	0-0-0		NEUTRAL		0-0-0		0-0-0		1-0-0				
0-0-0	0-0-0	0-0-0		CONFERENCE		0-0-0		0-0-0		0-0-0				
0-0-0	0-0-0	0-0-0		HOME		0-0-0		0-0-0		0-0-0				
0-0-0	0-0-0	0-0-0		AWAY		0-0-0		0-0-0		0-0-0				
0-0-0	0-0-0	0-0-0		NEUTRAL		0-0-0		0-0-0		0-0-0				
RPI	S	Opponent	Score		RPI	S	Opponent	Score		RPI	S	Opponent	Score	
19	H	Tennessee	0 2							129	A	Yale	0 2	
										165	H	Evansville	2 0	
										189	N	Sacred Heart	2 1	
										203	A	Lipscomb	2 0	
										209	H	Mercer	1 0	
										254	A	Indiana St.	1 0	

Non-Div. I Games:

Western Ky.

Average RPI Win:		209	WON-LOST RECORD		WINNING PCT. RANK		LAST 10 GAMES		STRENGTH OF SCHEDULE		OPP. STRENGTH OF SCHEDULE		TEAM RPI		ADJ RPI		CONF. RPI		ADJ CONF. RPI	
DIV. I ONLY			6-2-1		.72222		50		6-2-1		137		49		65		.58176		66	
DIV. I NON-CONF.			6-2-1		.72222		54		6-2-1		134		44		66		.58176		66	
TOTALS		RPI 1-25		RPI 26-50		W-L RECORDS		RPI 51-100		RPI 101-150		RPI 150+								
6-2-1		0-2-0		0-0-0		OVERALL		0-0-1		1-0-0		5-0-0								
2-2-0		0-2-0		0-0-0		HOME		0-0-0		0-0-0		2-0-0								
4-0-1		0-0-0		0-0-0		AWAY		0-0-1		1-0-0		3-0-0								
0-0-0		0-0-0		0-0-0		NEUTRAL		0-0-0		0-0-0		0-0-0								
6-2-1		0-2-0		0-0-0		NON-CONFERENCE		0-0-1		1-0-0		5-0-0								
2-2-0		0-2-0		0-0-0		HOME		0-0-0		0-0-0		2-0-0								
4-0-1		0-0-0		0-0-		AWAY		0-0-1		1-0-0		3-0-0								
0-0-0		0-0-0		0-0-0		NEUTRAL		0-0-0		0-0-0		0-0-0								
0-0-0		0-0-0		0-0-0		CONFERENCE		0-0-0		0-0-0		0-0-0								
0-0-0		0-0-0		0-0-0		HOME		0-0-0		0-0-0		0-0-0								
0-0-0		0-0-0		0-0-0		AWAY		0-0-0		0-0-0		0-0-0								
0-0-0		0-0-0		0-0-0		NEUTRAL		0-0-0		0-0-0		0-0-0								
RPI	S	Opponent		Score		RPI	S	Opponent		Score		RPI	S	Opponent		Score				
2	H	Virginia Tech		0	3							110	A	UNC Greensboro		1	0			
5	H	South Carolina		0	2							185	H	Davidson		2	0			
												212	A	Western Caro.		1	0			
												243	H	Campbell		1	0			
												249	A	George Mason		2	0			
												255	A	Francis Marion		6	0			
LAST 10 GAMES						LAST 10 GAMES														
110	A	UNC Greensboro		1	0	243	H	Campbell		1	0									
185	H	Davidson		2	0	99	A	UNC Wilmington		0	0									
255	A	Francis Marion		6	0	2	H	Virginia Tech		0	3									
249	A	George Mason		2	0	5	H	South Carolina		0	2									
212	A	Western Caro.		1	0															

Non-Div. I Games:

East Carolina

Average RPI Win: 176		WON-LOST RECORD		WINNING PCT. RANK		LAST 10 GAMES		STRENGTH OF SCHEDULE		OPP. STRENGTH OF SCHEDULE		TEAM RPI		ADJ RPI		CONF. RPI		ADJ CONF. RPI					
DIV. I ONLY		6-3-1		.65 81		6-3-1		101		37		67		.58129 67		6		6					
DIV. I NON-CONF.		6-3-1		.65 87		6-3-1		97		31		67		.58129 67		6		6					
TOTALS		RPI 1-25		RPI 26-50		W-L RECORDS		RPI 51-100		RPI 101-150		RPI 150+											
6-3-1		0-2-0		0-0-1		OVERALL		0-1-0		3-0-0		3-0-0											
5-0-1		0-0-0		0-0-1		HOME		0-0-0		3-0-0		2-0-0											
1-2-0		0-1-0		0-0-0		AWAY		0-1-0		0-0-0		1-0-0											
0-1-0		0-1-0		0-0-0		NEUTRAL		0-0-0		0-0-0		0-0-0											
6-3-1		0-2-0		0-0-1		NON-CONFERENCE		0-1-0		3-0-0		3-0-0											
5-0-1		0-0-0		0-0-1		HOME		0-0-0		3-0-0		2-0-0											
1-2-0		0-1-0		0-0-		AWAY		0-1-0		0-0-0		1-0-0											
0-1-0		0-1-0		0-0-0		NEUTRAL		0-0-0		0-0-0		0-0-0											
0-0-0		0-0-0		0-0-0		CONFERENCE		0-0-0		0-0-0		0-0-0											
0-0-0		0-0-0		0-0-0		HOME		0-0-0		0-0-0		0-0-0											
0-0-0		0-0-0		0-0-0		AWAY		0-0-0		0-0-0		0-0-0											
0-0-0		0-0-0		0-0-0		NEUTRAL		0-0-0		0-0-0		0-0-0											
RPI	S	Opponent		Score		RPI	S	Opponent		Score		RPI	S	Opponent		Score							
9	N	Texas Tech		1	3	32	H	Oklahoma		0	0	59	A	Oklahoma St.		1	2	105	H	UT Martin	1	0	
19	A	Tennessee		0	1							138	H	Central Ark.		3	1	146	H	UMKC	2	0	
												166	H	Missouri St.		3	2	199	H	Abilene Christian		1	0
												299	A	Arkansas St.		1	0						
						LAST 10 GAMES																	
						19	A	Tennessee		0	1	59	A	Oklahoma St.		1	2	9	N	Texas Tech		1	3
						138	H	Central Ark.		3	1	32	H	Oklahoma		0	0	105	H	UT Martin		1	0
						146	H	UMKC		2	0	199	H	Abilene Christian		1	0	299	A	Arkansas St.		1	0
						166	H	Missouri St.		3	2	199	H	Abilene Christian		1	0						
						299	A	Arkansas St.		1	0												

Non-Div. I Games:

Tulsa

Average RPI Win: 179		WON-LOST RECORD	WINNING PCT. RANK	LAST 10 GAMES	STRENGTH OF SCHEDULE	OPP. STRENGTH OF SCHEDULE	TEAM RPI	ADJ RPI		CONF. RPI	ADJ CONF. RPI						
Average RPI Loss: 86																	
DIV. I ONLY		8-1-0	.88889 11	8-1-0	242	88	68	.57846	68	5	5						
DIV. I NON-CONF.		5-1-0	.83333 24	5-1-0	310	141	154	.50563	154	5	5						
<hr/>																	
TOTALS		RPI 1-25		RPI 26-50		W-L RECORDS		RPI 51-100		RPI 101-150		RPI 150+					
8-1-0		1-0-0		0-0-0		OVERALL		2-1-0		1-0-0		4-0-0					
4-0-0		1-0-0		0-0-0		HOME		1-0-0		1-0-0		1-0-0					
4-1-0		0-0-0		0-0-0		AWAY		1-1-0		0-0-0		3-0-0					
0-0-0		0-0-0		0-0-0		NEUTRAL		0-0-0		0-0-0		0-0-0					
5-1-0		0-0-0		0-0-0		NON-CONFERENCE		0-1-0		1-0-0		4-0-0					
2-0-0		0-0-0		0-0-0		HOME		0-0-0		1-0-0		1-0-0					
3-1-0		0-0-0		0-0-		AWAY		0-1-0		0-0-0		3-0-0					
0-0-0		0-0-0		0-0-0		NEUTRAL		0-0-0		0-0-0		0-0-0					
3-0-0		1-0-0		0-0-0		CONFERENCE		2-0-0		0-0-0		0-0-0					
2-0-0		1-0-0		0-0-0		HOME		1-0-0		0-0-0		0-0-0					
1-0-0		0-0-0		0-0-0		AWAY		1-0-0		0-0-0		0-0-0					
0-0-0		0-0-0		0-0-0		NEUTRAL		0-0-0		0-0-0		0-0-0					
RPI	S	Opponent		Score		RPI	S	Opponent		Score		RPI	S	Opponent		Score	
24	H	Illinois		2 0								86	A	Iowa St.		1	2
												88	H	Northwestern		1	0
												89	A	Minnesota		1	0
												145	H	Butler		3	2
												233	A	Colorado St.		4	0
												270	A	UNI		1	0
												288	A	Ill.-Chicago		4	0
												297	H	Fresno St.		3	0
<hr/>																	
LAST 10 GAMES																	
86	A	Iowa St.				1	2	89	A	Minnesota				1	0		
145	H	Butler				3	2	88	H	Northwestern				1	0		
297	H	Fresno St.				3	0	24	H	Illinois				2	0		
288	A	Ill.-Chicago				4	0	233	A	Colorado St.				4	0		
270	A	UNI				1	0										

Non-Div. I Games:

Iowa

Average RPI Win: 163		WON-LOST	WINNING	LAST 10	STRENGTH OF		OPP. STRENGTH	TEAM	ADJ		CONF.	ADJ CONF.		
Average RPI Loss: 104		RECORD	PCT. RANK	GAMES	SCHEDULE		OF SCHEDULE	RPI	RPI		RPI	RPI		
DIV. I ONLY		5-3-2	.6	107	5-3-2		49	182	69	.57698	70	29	29	
DIV. I NON-CONF.		5-3-2	.6	111	5-3-2		44	183	68	.57698	68	29	29	
TOTALS		RPI 1-25	RPI 26-50		W-L RECORDS		RPI 51-100		RPI 101-150		RPI 150+			
5-3-2		0-1-0	0-0-0		OVERALL		1-1-0		1-0-2		3-1-0			
5-0-2		0-0-0	0-0-0		HOME		1-0-0		1-0-2		3-0-0			
0-2-0		0-1-0	0-0-0		AWAY		0-1-0		0-0-0		0-0-0			
0-1-0		0-0-0	0-0-0		NEUTRAL		0-0-0		0-0-0		0-1-0			
5-3-2		0-1-0	0-0-0		NON-CONFERENCE		1-1-0		1-0-2		3-1-0			
5-0-2		0-0-0	0-0-0		HOME		1-0-0		1-0-2		3-0-0			
0-2-0		0-1-0	0-0-		AWAY		0-1-0		0-0-0		0-0-0			
0-1-0		0-0-0	0-0-0		NEUTRAL		0-0-0		0-0-0		0-1-0			
0-0-0		0-0-0	0-0-0		CONFERENCE		0-0-0		0-0-0		0-0-0			
0-0-0		0-0-0	0-0-0		HOME		0-0-0		0-0-0		0-0-0			
0-0-0		0-0-0	0-0-0		AWAY		0-0-0		0-0-0		0-0-0			
0-0-0		0-0-0	0-0-0		NEUTRAL		0-0-0		0-0-0		0-0-0			
RPI	S	Opponent	Score		RPI	S	Opponent	Score		RPI	S	Opponent	Score	
20	A	Utah	0	4						80	A	Portland St.	0	1
										92	H	UNLV	1	0
										102	H	Baylor	2	1
										123	H	UC Riverside	1	1
										133	H	Boise St.	1	1
										176	H	UTEP	2	0
										211	N	Drake	0	1
										219	H	Wyoming	3	0
										228	H	Southern Utah	2	0
LAST 10 GAMES														
20	A	Utah	0	4	92	H	UNLV	1	0					
123	H	UC Riverside	1	1	176	H	UTEP	2	0					
102	H	Baylor	2	1	228	H	Southern Utah	2	0					
211	N	Drake	0	1	219	H	Wyoming	3	0					
80	A	Portland St.	0	1	133	H	Boise St.	1	1					

Non-Div. I Games:

Utah Valley

Average RPI Win:		214	WON-LOST RECORD		WINNING PCT. RANK		LAST 10 GAMES		STRENGTH OF SCHEDULE		OPP. STRENGTH OF SCHEDULE		TEAM RPI		ADJ RPI		CONF. RPI		ADJ CONF. RPI	
DIV. I ONLY			6-2-0		.75 42		6-2-0		148		125		71		.57406 72		21		22	
DIV. I NON-CONF.			6-2-0		.75 43		6-2-0		147		118		69		.57406 70		22		23	
TOTALS		RPI 1-25		RPI 26-50		W-L RECORDS		RPI 51-100		RPI 101-150		RPI 150+								
6-2-0		0-1-0		0-1-0		OVERALL		0-0-0		2-0-0		4-0-0								
3-2-0		0-1-0		0-1-0		HOME		0-0-0		2-0-0		1-0-0								
3-0-0		0-0-0		0-0-0		AWAY		0-0-0		0-0-0		3-0-0								
0-0-0		0-0-0		0-0-0		NEUTRAL		0-0-0		0-0-0		0-0-0								
6-2-0		0-1-0		0-1-0		NON-CONFERENCE		0-0-0		2-0-0		4-0-0								
3-2-0		0-1-0		0-1-0		HOME		0-0-0		2-0-0		1-0-0								
3-0-0		0-0-0		0-0-		AWAY		0-0-0		0-0-0		3-0-0								
0-0-0		0-0-0		0-0-0		NEUTRAL		0-0-0		0-0-0		0-0-0								
0-0-0		0-0-0		0-0-0		CONFERENCE		0-0-0		0-0-0		0-0-0								
0-0-0		0-0-0		0-0-0		HOME		0-0-0		0-0-0		0-0-0								
0-0-0		0-0-0		0-0-0		AWAY		0-0-0		0-0-0		0-0-0								
0-0-0		0-0-0		0-0-0		NEUTRAL		0-0-0		0-0-0		0-0-0								
RPI	S	Opponent		Score		RPI	S	Opponent		Score		RPI	S	Opponent		Score				
13	H	Georgia		0	4	27	H	Auburn		1	2			115	H	Jacksonville	2 0			
														122	H	Mississippi St.	2 1			
														186	A	Kennesaw St.	3 0			
														264	H	Georgia St.	1 0			
														275	A	Presbyterian	4 1			
														322	A	USC Upstate	3 0			
LAST 10 GAMES																				
						115	H	Jacksonville	2 0	186	A	Kennesaw St.	3 0							
						13	H	Georgia	0 4	322	A	USC Upstate	3 0							
						264	H	Georgia St.	1 0	275	A	Presbyterian	4 1							
										122	H	Mississippi St.	2 1							
										27	H	Auburn	1 2							

Non-Div. I Games:

Furman

Average RPI Win: 193		WON-LOST RECORD		WINNING PCT. RANK		LAST 10 GAMES		STRENGTH OF SCHEDULE		OPP. STRENGTH OF SCHEDULE		TEAM RPI		ADJ RPI		CONF. RPI		ADJ CONF. RPI	
DIV. I ONLY		4-3-2		.55556 131		2-0-0		47		134		74		.57246 74		9		9	
DIV. I NON-CONF.		4-3-2		.55556 137		2-0-0		41		128		72		.57246 72		9		9	
TOTALS		RPI 1-25		RPI 26-50		W-L RECORDS		RPI 51-100		RPI 101-150		RPI 150+							
4-3-2		0-0-0		0-3-1		OVERALL		0-0-0		1-0-1		3-0-0							
2-3-2		0-0-0		0-3-1		HOME		0-0-0		1-0-1		1-0-0							
2-0-0		0-0-0		0-0-0		AWAY		0-0-0		0-0-0		2-0-0							
0-0-0		0-0-0		0-0-0		NEUTRAL		0-0-0		0-0-0		0-0-0							
4-3-2		0-0-0		0-3-1		NON-CONFERENCE		0-0-0		1-0-1		3-0-0							
2-3-2		0-0-0		0-3-1		HOME		0-0-0		1-0-1		1-0-0							
2-0-0		0-0-0		0-0-		AWAY		0-0-0		0-0-0		2-0-0							
0-0-0		0-0-0		0-0-0		NEUTRAL		0-0-0		0-0-0		0-0-0							
0-0-0		0-0-0		0-0-0		CONFERENCE		0-0-0		0-0-0		0-0-0							
0-0-0		0-0-0		0-0-0		HOME		0-0-0		0-0-0		0-0-0							
0-0-0		0-0-0		0-0-0		AWAY		0-0-0		0-0-0		0-0-0							
0-0-0		0-0-0		0-0-0		NEUTRAL		0-0-0		0-0-0		0-0-0							
RPI	S	Opponent		Score		RPI	S	Opponent		Score		RPI	S	Opponent		Score			
				39	H	Colgate	0	1				132	H	Northeastern	0	0			
				44	H	Boston U.	1	2				140	H	Brown	1	0			
				47	H	Harvard	0	2				174	H	Fordham	3	1			
				48	H	Rhode Island	1	1				205	A	Massachusetts	2	1			
												251	A	Marist	1	0			
LAST 10 GAMES																			
				251	A	Marist	1	0	205	A	Massachusetts	2	1						
				174	H	Fordham	3	1	132	H	Northeastern	0	0						
				140	H	Brown	1	0	39	H	Colgate	0	1						
				47	H	Harvard	0	2	48	H	Rhode Island	1	1						
				44	H	Boston U.	1	2											

Non-Div. I Games:

Providence

Average RPI Win: 186		WON-LOST RECORD		WINNING PCT. RANK		LAST 10 GAMES		STRENGTH OF SCHEDULE		OPP. STRENGTH OF SCHEDULE		TEAM RPI		ADJ RPI		CONF. RPI		ADJ CONF. RPI	
DIV. I ONLY		4-4-1		.5 152		4-4-1		40		74		75		.57092 75		5		5	
DIV. I NON-CONF.		4-2-0		.66667 78		4-2-0		75		102		64		.58243 64		5		5	
TOTALS		RPI 1-25		RPI 26-50		W-L RECORDS		RPI 51-100		RPI 101-150		RPI 150+							
4-4-1		0-3-0		0-1-0		OVERALL		0-0-1		2-0-0		2-0-0							
3-3-1		0-2-0		0-1-0		HOME		0-0-1		1-0-0		2-0-0							
1-1-0		0-1-0		0-0-0		AWAY		0-0-0		1-0-0		0-0-0							
0-0-0		0-0-0		0-0-0		NEUTRAL		0-0-0		0-0-0		0-0-0							
4-2-0		0-1-0		0-1-0		NON-CONFERENCE		0-0-0		2-0-0		2-0-0							
3-2-0		0-1-0		0-1-0		HOME		0-0-0		1-0-0		2-0-0							
1-0-0		0-0-0		0-0-		AWAY		0-0-0		1-0-0		0-0-0							
0-0-0		0-0-0		0-0-0		NEUTRAL		0-0-0		0-0-0		0-0-0							
0-2-1		0-2-0		0-0-0		CONFERENCE		0-0-1		0-0-0		0-0-0							
0-1-1		0-1-0		0-0-0		HOME		0-0-1		0-0-0		0-0-0							
0-1-0		0-1-0		0-0-0		AWAY		0-0-0		0-0-0		0-0-0							
0-0-0		0-0-0		0-0-0		NEUTRAL		0-0-0		0-0-0		0-0-0							
RPI	S	Opponent		Score		RPI	S	Opponent		Score		RPI	S	Opponent		Score			
11	A	Wisconsin		0 3		32	H	Oklahoma		1 2		88	H	Northwestern		1 1			
22	H	DePaul		1 2								135	A	Marquette		3 2			
24	H	Illinois		0 3								145	H	Butler		1 0			
												163	H	SMU		4 0			
												300	H	North Dakota		4 0			
LAST 10 GAMES																			
24	H	Illinois		0 3		11	A	Wisconsin		0 3									
88	H	Northwestern		1 1		145	H	Butler		1 0									
300	H	North Dakota		4 0		22	H	DePaul		1 2									
32	H	Oklahoma		1 2		163	H	SMU		4 0									
135	A	Marquette		3 2															

Non-Div. I Games:

Nebraska

TCU

TCU

Average RPI Win: 198		WON-LOST RECORD	WINNING PCT. RANK		LAST 10 GAMES	STRENGTH OF SCHEDULE	OPP. STRENGTH OF SCHEDULE	TEAM RPI	ADJ RPI	CONF. RPI	ADJ CONF. RPI						
Average RPI Loss: 44																	
DIV. I ONLY		4-2-1	.64286	88	4-2-1	74	186	77	.57079	77	15	15					
DIV. I NON-CONF.		4-2-1	.64286	92	4-2-1	68	186	74	.57079	74	15	15					
<hr/>																	
TOTALS		RPI 1-25		RPI 26-50		W-L RECORDS		RPI 51-100		RPI 101-150		RPI 150+					
4-2-1		0-1-0		0-0-0		OVERALL		1-1-0		1-0-0		2-0-1					
3-0-0		0-0-0		0-0-0		HOME		0-0-0		1-0-0		2-0-0					
1-2-1		0-1-0		0-0-0		AWAY		1-1-0		0-0-0		0-0-1					
0-0-0		0-0-0		0-0-0		NEUTRAL		0-0-0		0-0-0		0-0-0					
4-2-1		0-1-0		0-0-0		NON-CONFERENCE		1-1-0		1-0-0		2-0-1					
3-0-0		0-0-0		0-0-0		HOME		0-0-0		1-0-0		2-0-0					
1-2-1		0-1-0		0-0-		AWAY		1-1-0		0-0-0		0-0-1					
0-0-0		0-0-0		0-0-0		NEUTRAL		0-0-0		0-0-0		0-0-0					
0-0-0		0-0-0		0-0-0		CONFERENCE		0-0-0		0-0-0		0-0-0					
0-0-0		0-0-0		0-0-0		HOME		0-0-0		0-0-0		0-0-0					
0-0-0		0-0-0		0-0-0		AWAY		0-0-0		0-0-0		0-0-0					
0-0-0		0-0-0		0-0-0		NEUTRAL		0-0-0		0-0-0		0-0-0					
RPI	S	Opponent		Score		RPI	S	Opponent		Score		RPI	S	Opponent		Score	
2	A	Virginia Tech		0 5													

Non-Div. I Games:

Buffalo

Average RPI Win: 147		WON-LOST RECORD	WINNING PCT. RANK	LAST 10 GAMES	STRENGTH OF SCHEDULE	OPP. STRENGTH OF SCHEDULE	TEAM RPI	ADJ RPI		CONF. RPI	ADJ CONF. RPI						
Average RPI Loss: 45																	
DIV. I ONLY		3-4-2	.44444	190	3-4-2	19	95	78	.5705	78	6	6					
DIV. I NON-CONF.		3-4-2	.44444	191	3-4-2	20	91	75	.5705	75	6	6					
<hr/>																	
TOTALS		RPI 1-25		RPI 26-50		W-L RECORDS		RPI 51-100		RPI 101-150		RPI 150+					
3-4-2		0-1-0		0-1-0		OVERALL		0-2-1		2-0-0		1-0-1					
1-1-1		0-0-0		0-0-0		HOME		0-1-0		1-0-0		0-0-1					
2-1-1		0-0-0		0-0-0		AWAY		0-1-1		1-0-0		1-0-0					
0-2-0		0-1-0		0-1-0		NEUTRAL		0-0-0		0-0-0		0-0-0					
3-4-2		0-1-0		0-1-0		NON-CONFERENCE		0-2-1		2-0-0		1-0-1					
1-1-1		0-0-0		0-0-0		HOME		0-1-0		1-0-0		0-0-1					
2-1-1		0-0-0		0-0-		AWAY		0-1-1		1-0-0		1-0-0					
0-2-0		0-1-0		0-1-0		NEUTRAL		0-0-0		0-0-0		0-0-0					
0-0-0		0-0-0		0-0-0		CONFERENCE		0-0-0		0-0-0		0-0-0					
0-0-0		0-0-0		0-0-0		HOME		0-0-0		0-0-0		0-0-0					
0-0-0		0-0-0		0-0-0		AWAY		0-0-0		0-0-0		0-0-0					
0-0-0		0-0-0		0-0-0		NEUTRAL		0-0-0		0-0-0		0-0-0					
RPI	S	Opponent		Score		RPI	S	Opponent		Score		RPI	S	Opponent		Score	
9	N	Texas Tech		0 1		27	N	Auburn		0 3		56	A	Ole Miss		1 1	
												59	A	Oklahoma St.		0 1	
												83	H	Vanderbilt		1 2	

Non-Div. I Games:

Memphis

Average RPI Win: 225		WON-LOST RECORD	WINNING PCT. RANK		LAST 10 GAMES	STRENGTH OF SCHEDULE	OPP. STRENGTH OF SCHEDULE	TEAM RPI	ADJ RPI	CONF. RPI	ADJ CONF. RPI		
Average RPI Loss: 46													
DIV. I ONLY		4-1-2	.71429	52	4-1-2	114	223	79	.56969	79	15	15	
DIV. I NON-CONF.		4-1-2	.71429	56	4-1-2	112	221	76	.56969	76	15	15	
<hr/>													
TOTALS		RPI 1-25		RPI 26-50		W-L RECORDS		RPI 51-100		RPI 101-150		RPI 150+	
4-1-2		0-0-0		0-1-0		OVERALL		0-0-0		0-0-1		4-0-1	
2-0-1		0-0-0		0-0-0		HOME		0-0-0		0-0-0		2-0-1	
1-1-1		0-0-0		0-1-0		AWAY		0-0-0		0-0-1		1-0-0	
1-0-0		0-0-0		0-0-0		NEUTRAL		0-0-0		0-0-0		1-0-0	
4-1-2		0-0-0		0-1-0		NON-CONFERENCE		0-0-0		0-0-1		4-0-1	
2-0-1		0-0-0		0-0-0		HOME		0-0-0		0-0-0		2-0-1	
1-1-1		0-0-0		0-0-		AWAY		0-0-0		0-0-1		1-0-0	
1-0-0		0-0-0		0-0-0		NEUTRAL		0-0-0		0-0-0		1-0-0	
0-0-0		0-0-0		0-0-0		CONFERENCE		0-0-0		0-0-0		0-0-0	
0-0-0		0-0-0		0-0-0		HOME		0-0-0		0-0-0		0-0-0	
0-0-0		0-0-0		0-0-0		AWAY		0-0-0		0-0-0		0-0-0	
0-0-0		0-0-0		0-0-0		NEUTRAL		0-0-0		0-0-0		0-0-0	
RPI	S	Opponent	Score	RPI	S	Opponent	Score	RPI	S	Opponent	Score		
				46	A	Purdue	0 2			103	A	Navy	1 1
										179	H	Morehead St.	2 2
										196	N	Delaware	1 0
										214	A	Green Bay	2 0
										230	H	Jacksonville St.	3 1
										258	H	IPFW	3 0
<hr/>													
LAST 10 GAMES													
				230	H	Jacksonville St.	3 1	103	A	Navy	1 1		
				258	H	IPFW	3 0	196	N	Delaware	1 0		
								179	H	Morehead St.	2 2		
								46	A	Purdue	0 2		
								214	A	Green Bay	2 0		

Non-Div. I Games:

Ball St.

Average RPI Win: 129		WON-LOST	WINNING		LAST 10	STRENGTH OF		OPP. STRENGTH	TEAM	ADJ	CONF.	ADJ CONF.		
Average RPI Loss: 84		RECORD	PCT. RANK		GAMES	SCHEDULE		OF SCHEDULE	RPI	RPI	RPI	RPI		
DIV. I ONLY		3-3-2	.5	152	3-3-2	45		91	80	.56705	80	24	24	
DIV. I NON-CONF.		3-3-2	.5	154	3-3-2	38		85	79	.56705	79	24	24	
TOTALS		RPI 1-25	RPI 26-50		W-L RECORDS		RPI 51-100		RPI 101-150		RPI 150+			
3-3-2		0-1-0	0-1-0		OVERALL		2-0-0		0-0-2		1-1-0			
2-1-1		0-0-0	0-0-0		HOME		2-0-0		0-0-1		0-1-0			
1-1-1		0-1-0	0-0-0		AWAY		0-0-0		0-0-1		1-0-0			
0-1-0		0-0-0	0-1-0		NEUTRAL		0-0-0		0-0-0		0-0-0			
3-3-2		0-1-0	0-1-0		NON-CONFERENCE		2-0-0		0-0-2		1-1-0			
2-1-1		0-0-0	0-0-0		HOME		2-0-0		0-0-1		0-1-0			
1-1-1		0-1-0	0-0-		AWAY		0-0-0		0-0-1		1-0-0			
0-1-0		0-0-0	0-1-0		NEUTRAL		0-0-0		0-0-0		0-0-0			
0-0-0		0-0-0	0-0-0		CONFERENCE		0-0-0		0-0-0		0-0-0			
0-0-0		0-0-0	0-0-0		HOME		0-0-0		0-0-0		0-0-0			
0-0-0		0-0-0	0-0-0		AWAY		0-0-0		0-0-0		0-0-0			
0-0-0		0-0-0	0-0-0		NEUTRAL		0-0-0		0-0-0		0-0-0			
RPI	S	Opponent	Score		RPI	S	Opponent	Score		RPI	S	Opponent	Score	
9	A	Texas Tech	0	1	26	N	California	0	5	70	H	Utah Valley	1	0
										84	H	Oregon	1	0
										130	A	San Francisco	1	1
										133	H	Boise St.	1	1
										218	H	San Jose St.	0	1
										233	A	Colorado St.	3	0
LAST 10 GAMES														
					218	H	San Jose St.	0	1	26	N	California	0	5
					84	H	Oregon	1	0	130	A	San Francisco	1	1
					9	A	Texas Tech	0	1	133	H	Boise St.	1	1
					233	A	Colorado St.	3	0	70	H	Utah Valley	1	0

Non-Div. I Games:

Portland St.

Average RPI Win:	123	WON-LOST RECORD	WINNING PCT. RANK	LAST 10 GAMES		STRENGTH OF SCHEDULE	OPP. STRENGTH OF SCHEDULE	TEAM RPI	ADJ RPI	CONF. RPI	ADJ CONF. RPI	
DIV. I ONLY		4-5-0	.44444	190	4-5-0	57	5	83	.56367	82	5	5
DIV. I NON-CONF.		3-3-0	.5	154	3-3-0	90	6	85	.55869	85	5	5
<hr/>												
TOTALS	RPI 1-25	RPI 26-50		W-L RECORDS		RPI 51-100		RPI 101-150		RPI 150+		
4-5-0	0-3-0	1-1-0		OVERALL		1-0-0		1-0-0		1-1-0		
2-1-0	0-1-0	0-0-0		HOME		1-0-0		0-0-0		1-0-0		
1-4-0	0-2-0	0-1-0		AWAY		0-0-0		1-0-0		0-1-0		
1-0-0	0-0-0	1-0-0		NEUTRAL		0-0-0		0-0-0		0-0-0		
3-3-0	0-2-0	1-0-0		NON-CONFERENCE		1-0-0		0-0-0		1-1-0		
2-1-0	0-1-0	0-0-0		HOME		1-0-0		0-0-0		1-0-0		
0-2-0	0-1-0	0-0-		AWAY		0-0-0		0-0-0		0-1-0		
1-0-0	0-0-0	1-0-0		NEUTRAL		0-0-0		0-0-0		0-0-0		
1-2-0	0-1-0	0-1-0		CONFERENCE		0-0-0		1-0-0		0-0-0		
0-0-0	0-0-0	0-0-0		HOME		0-0-0		0-0-0		0-0-0		
1-2-0	0-1-0	0-1-0		AWAY		0-0-0		1-0-0		0-0-0		
0-0-0	0-0-0	0-0-0		NEUTRAL		0-0-0		0-0-0		0-0-0		
<hr/>												
RPI S	Opponent	Score		RPI S	Opponent	Score		RPI S	Opponent	Score		
1 A	North Carolina	0	1	41 N	Duke	1	0	97 H	Dayton	4	2	
2 H	Virginia Tech	1	3	46 A	Purdue	1	3					
8 A	Penn St.	1	5									

Non-Div. I Games:

Ohio St.

Average RPI Win:	183	WON-LOST RECORD	WINNING PCT. RANK	LAST 10 GAMES	STRENGTH OF SCHEDULE	OPP. STRENGTH OF SCHEDULE	TEAM RPI	ADJ RPI	CONF. RPI	ADJ CONF. RPI	
Average RPI Loss:	66										
DIV. I ONLY	5-4-0	.55556	131	5-4-0	54	191	84	.56361	83	2	2
DIV. I NON-CONF.	5-3-0	.625	96	5-3-0	63	232	81	.56514	81	2	2
<hr/>											
TOTALS	RPI 1-25	RPI 26-50		W-L RECORDS	RPI 51-100		RPI 101-150		RPI 150+		
5-4-0	0-1-0	0-1-0		OVERALL	2-1-0		0-0-0		3-1-0		
4-0-0	0-0-0	0-0-0		HOME	1-0-0		0-0-0		3-0-0		
1-4-0	0-1-0	0-1-0		AWAY	1-1-0		0-0-0		0-1-0		
0-0-0	0-0-0	0-0-0		NEUTRAL	0-0-0		0-0-0		0-0-0		
<hr/>											
5-3-0	0-0-0	0-1-0		NON-CONFERENCE	2-1-0		0-0-0		3-1-0		
4-0-0	0-0-0	0-0-0		HOME	1-0-0		0-0-0		3-0-0		
1-3-0	0-0-0	0-0-		AWAY	1-1-0		0-0-0		0-1-0		
0-0-0	0-0-0	0-0-0		NEUTRAL	0-0-0		0-0-0		0-0-0		
<hr/>											
0-1-0	0-1-0	0-0-0		CONFERENCE	0-0-0		0-0-0		0-0-0		
0-0-0	0-0-0	0-0-0		HOME	0-0-0		0-0-0		0-0-0		
0-1-0	0-1-0	0-0-0		AWAY	0-0-0		0-0-0		0-0-0		
0-0-0	0-0-0	0-0-0		NEUTRAL	0-0-0		0-0-0		0-0-0		
<hr/>											
RPI S	Opponent	Score	RPI S	Opponent	Score	RPI S	Opponent	Score	RPI S	Opponent	Score
13 A	Georgia	1 3	30 A	Rutgers	0 3	62 A	Rice	1 2	160 A	North Texas	0 1
						78 A	Memphis	2 1	203 H	Lipscomb	1 0
						95 H	Cincinnati	3 2	209 H	Mercer	1 0
									330 H	Chattanooga	6 0
<hr/>											
LAST 10 GAMES											
			78 A Memphis			2 1	13 A Georgia			1 3	
			95 H Cincinnati			3 2	330 H Chattanooga			6 0	
			30 A Rutgers			0 3	203 H Lipscomb			1 0	
			209 H Mercer			1 0	160 A North Texas			0 1	
						62 A Rice			1 2		

Non-Div. I Games:

Vanderbilt

Average RPI Win:	157	WON-LOST RECORD	WINNING PCT. RANK	LAST 10 GAMES	STRENGTH OF SCHEDULE	OPP. STRENGTH OF SCHEDULE	TEAM RPI	ADJ RPI	CONF. RPI	ADJ CONF. RPI	
DIV. I ONLY		4-3-1	.5625 124	4-3-1	79	76	82	.56256 84	1	1	
DIV. I NON-CONF.		4-3-1	.5625 128	4-3-1	72	68	82	.56256 82	1	1	
<hr/>											
TOTALS	RPI 1-25	RPI 26-50		W-L RECORDS	RPI 51-100		RPI 101-150		RPI 150+		
4-3-1	0-1-0	0-1-0		OVERALL	0-1-1		2-0-0		2-0-0		
3-0-1	0-0-0	0-0-0		HOME	0-0-1		1-0-0		2-0-0		
0-3-0	0-1-0	0-1-0		AWAY	0-1-0		0-0-0		0-0-0		
1-0-0	0-0-0	0-0-0		NEUTRAL	0-0-0		1-0-0		0-0-0		
<hr/>											
4-3-1	0-1-0	0-1-0		NON-CONFERENCE	0-1-1		2-0-0		2-0-0		
3-0-1	0-0-0	0-0-0		HOME	0-0-1		1-0-0		2-0-0		
0-3-0	0-1-0	0-0-		AWAY	0-1-0		0-0-0		0-0-0		
1-0-0	0-0-0	0-0-0		NEUTRAL	0-0-0		1-0-0		0-0-0		
<hr/>											
0-0-0	0-0-0	0-0-0		CONFERENCE	0-0-0		0-0-0		0-0-0		
0-0-0	0-0-0	0-0-0		HOME	0-0-0		0-0-0		0-0-0		
0-0-0	0-0-0	0-0-0		AWAY	0-0-0		0-0-0		0-0-0		
0-0-0	0-0-0	0-0-0		NEUTRAL	0-0-0		0-0-0		0-0-0		
<hr/>											
RPI S	Opponent	Score	RPI S	Opponent	Score	RPI S	Opponent	Score	RPI S	Opponent	Score
11 A	Wisconsin	0 1	49 A	BYU	1 2	80 A	Portland St.	0 1	113 H	Loyola Marymount	1 0
						81 H	Eastern Mich.	1 1	121 N	Milwaukee	2 0
						169 H St. Mary's (CA) 2 0					
						225 H Cal St. Fullerton 2 1					
<hr/>											
			LAST 10 GAMES								
			49 A BYU 1 2			80 A Portland St. 0 1					
			121 N Milwaukee 2 0			225 H Cal St. Fullerton 2 1					
			11 A Wisconsin 0 1			81 H Eastern Mich. 1 1					
						113 H Loyola Marymount 1 0					
						169 H St. Mary's (CA) 2 0					

Non-Div. I Games:

Oregon

Average RPI Win: 215		WON-LOST RECORD	WINNING PCT. RANK	LAST 10 GAMES	STRENGTH OF SCHEDULE	OPP. STRENGTH OF SCHEDULE	TEAM RPI	ADJ RPI		CONF. RPI	ADJ CONF. RPI	
Average RPI Loss: 60												
DIV. I ONLY		5-1-0	.83333 24	5-1-0	234	171	85	.55961	85	8	8	
DIV. I NON-CONF.		5-1-0	.83333 24	5-1-0	235	170	83	.55961	83	8	8	
<hr/>												
TOTALS		RPI 1-25		RPI 26-50		W-L RECORDS		RPI 51-100		RPI 101-150		RPI 150+
5-1-0		0-0-0		0-0-0		OVERALL		1-1-0		0-0-0		4-0-0
2-1-0		0-0-0		0-0-0		HOME		1-1-0		0-0-0		1-0-0
3-0-0		0-0-0		0-0-0		AWAY		0-0-0		0-0-0		3-0-0
0-0-0		0-0-0		0-0-0		NEUTRAL		0-0-0		0-0-0		0-0-0
5-1-0		0-0-0		0-0-0		NON-CONFERENCE		1-1-0		0-0-0		4-0-0
2-1-0		0-0-0		0-0-0		HOME		1-1-0		0-0-0		1-0-0
3-0-0		0-0-0		0-0-		AWAY		0-0-0		0-0-0		3-0-0
0-0-0		0-0-0		0-0-0		NEUTRAL		0-0-0		0-0-0		0-0-0
0-0-0		0-0-0		0-0-0		CONFERENCE		0-0-0		0-0-0		0-0-0
0-0-0		0-0-0		0-0-0		HOME		0-0-0		0-0-0		0-0-0
0-0-0		0-0-0		0-0-0		AWAY		0-0-0		0-0-0		0-0-0
0-0-0		0-0-0		0-0-0		NEUTRAL		0-0-0		0-0-0		0-0-0
RPI	S	Opponent	Score	RPI	S	Opponent	Score	RPI	S	Opponent	Score	
						60 H Temple	1 2			205 A Massachusetts	1 0	
						77 H Buffalo	3 2			215 A Binghamton	1 0	
										251 A Marist	1 0	
										326 H VMI	5 0	

Non-Div. I Games:

Cornell

Average RPI Win: 175		WON-LOST		WINNING		LAST 10		STRENGTH OF		OPP. STRENGTH		TEAM		ADJ		CONF.		ADJ CONF.				
Average RPI Loss: 86		RECORD		PCT. RANK		GAMES		SCHEDULE		OF SCHEDULE		RPI		RPI		RPI		RPI				
DIV. I ONLY		6-4-0		.6 107		6-4-0		95		126		86		.55943 86		3		3				
DIV. I NON-CONF.		6-4-0		.6 111		6-4-0		92		120		84		.55943 84		3		3				
TOTALS		RPI 1-25		RPI 26-50		W-L RECORDS		RPI 51-100		RPI 101-150		RPI 150+										
6-4-0		0-0-0		0-1-0		OVERALL		1-1-0		1-2-0		4-0-0										
3-1-0		0-0-0		0-0-0		HOME		1-0-0		0-1-0		2-0-0										
3-2-0		0-0-0		0-0-0		AWAY		0-1-0		1-1-0		2-0-0										
0-1-0		0-0-0		0-1-0		NEUTRAL		0-0-0		0-0-0		0-0-0										
6-4-0		0-0-0		0-1-0		NON-CONFERENCE		1-1-0		1-2-0		4-0-0										
3-1-0		0-0-0		0-0-0		HOME		1-0-0		0-1-0		2-0-0										
3-2-0		0-0-0		0-0-		AWAY		0-1-0		1-1-0		2-0-0										
0-1-0		0-0-0		0-1-0		NEUTRAL		0-0-0		0-0-0		0-0-0										
0-0-0		0-0-0		0-0-0		CONFERENCE		0-0-0		0-0-0		0-0-0										
0-0-0		0-0-0		0-0-0		HOME		0-0-0		0-0-0		0-0-0										
0-0-0		0-0-0		0-0-0		AWAY		0-0-0		0-0-0		0-0-0										
0-0-0		0-0-0		0-0-0		NEUTRAL		0-0-0		0-0-0		0-0-0										
RPI	S	Opponent		Score		RPI	S	Opponent		Score		RPI	S	Opponent		Score						
				45	N	Southern California		1	3	56	A	Ole Miss		0	1	112	A	Denver		1	2	
										68	H	Iowa		2	1	122	A	Mississippi St.		5	1	
																131	H	South Dakota St.		1	2	
																198	A	Northern Colo.		3	0	
																207	H	Saint Louis		2	1	
																211	H	Drake		2	0	
																245	A	North Dakota St.		1	0	
LAST 10 GAMES																						
				112	A	Denver		1	2	131	H	South Dakota St.		1	2							
				198	A	Northern Colo.		3	0	211	H	Drake		2	0							
				245	A	North Dakota St.		1	0	45	N	Southern California		1	3							
				68	H	Iowa		2	1	56	A	Ole Miss		0	1							
				207	H	Saint Louis		2	1	122	A	Mississippi St.		5	1							

Non-Div. I Games:

Iowa St.

[illegible]

Non-Div. I Games:

CSUN

Average RPI Win: 163		WON-LOST RECORD		WINNING PCT. RANK		LAST 10 GAMES		STRENGTH OF SCHEDULE		OPP. STRENGTH OF SCHEDULE		TEAM RPI		ADJ RPI		CONF. RPI		ADJ CONF. RPI	
DIV. I ONLY		4-4-2		.5 152		4-4-2		59		106		89		.55721 88		5		5	
DIV. I NON-CONF.		4-1-1		.75 43		4-1-1		56		146		42		.60996 41		5		5	
TOTALS		RPI 1-25		RPI 26-50		W-L RECORDS		RPI 51-100		RPI 101-150		RPI 150+							
4-4-2		1-0-0		0-1-1		OVERALL		0-1-1		1-1-0		2-1-0							
2-2-0		1-0-0		0-1-0		HOME		0-0-0		0-1-0		1-0-0							
2-1-2		0-0-0		0-0-1		AWAY		0-1-1		1-0-0		1-0-0							
0-1-0		0-0-0		0-0-0		NEUTRAL		0-0-0		0-0-0		0-1-0							
4-1-1		1-0-0		0-0-1		NON-CONFERENCE		0-0-0		1-0-0		2-1-0							
2-0-0		1-0-0		0-0-0		HOME		0-0-0		0-0-0		1-0-0							
2-0-1		0-0-0		0-1-		AWAY		0-0-0		1-0-0		1-0-0							
0-1-0		0-0-0		0-0-0		NEUTRAL		0-0-0		0-0-0		0-1-0							
0-3-1		0-0-0		0-1-0		CONFERENCE		0-1-1		0-1-0		0-0-0							
0-2-0		0-0-0		0-1-0		HOME		0-0-0		0-1-0		0-0-0							
0-1-1		0-0-0		0-0-0		AWAY		0-1-1		0-0-0		0-0-0							
0-0-0		0-0-0		0-0-0		NEUTRAL		0-0-0		0-0-0		0-0-0							
RPI S	Opponent		Score		RPI S	Opponent		Score		RPI S	Opponent		Score		RPI S	Opponent		Score	
21 H	Miami (OH)		3	1	34 A	Missouri		0	0	68 A	Iowa		0	1	106 H	Indiana		0	1
					46 H	Purdue		1	2	75 A	Nebraska		1	1	135 A	Marquette		1	0
															184 N	Fairleigh Dickinson		0	1
															207 A	Saint Louis		1	0
															288 H	Ill.-Chicago		6	0
LAST 10 GAMES																			
					75 A	Nebraska		1	1	106 H	Indiana		0	1					
					207 A	Saint Louis		1	0	46 H	Purdue		1	2					
					34 A	Missouri		0	0	68 A	Iowa		0	1					
					21 H	Miami (OH)		3	1	135 A	Marquette		1	0					
					288 H	Ill.-Chicago		6	0	184 N	Fairleigh Dickinson		0	1					

Non-Div. I Games:

Northwestern

Average RPI Win: 149		WON-LOST RECORD		WINNING PCT. RANK		LAST 10 GAMES		STRENGTH OF SCHEDULE		OPP. STRENGTH OF SCHEDULE		TEAM RPI		ADJ RPI		CONF. RPI		ADJ CONF. RPI	
Average RPI Loss: 44																			
DIV. I ONLY		4-5-0		.44444 190		4-5-0		42		68		87		.5567 89		5		5	
DIV. I NON-CONF.		3-3-0		.5 154		3-3-0		105		34		103		.53972 104		5		5	
TOTALS		RPI 1-25		RPI 26-50		W-L RECORDS		RPI 51-100		RPI 101-150		RPI 150+							
4-5-0		0-1-0		0-1-0		OVERALL		1-3-0		2-0-0		1-0-0							
2-1-0		0-0-0		0-0-0		HOME		0-1-0		2-0-0		0-0-0							
2-3-0		0-1-0		0-0-0		AWAY		1-2-0		0-0-0		1-0-0							
0-1-0		0-0-0		0-1-0		NEUTRAL		0-0-0		0-0-0		0-0-0							
3-3-0		0-1-0		0-1-0		NON-CONFERENCE		0-1-0		2-0-0		1-0-0							
2-0-0		0-0-0		0-0-0		HOME		0-0-0		2-0-0		0-0-0							
1-2-0		0-1-0		0-0-		AWAY		0-1-0		0-0-0		1-0-0							
0-1-0		0-0-0		0-1-0		NEUTRAL		0-0-0		0-0-0		0-0-0							
1-2-0		0-0-0		0-0-0		CONFERENCE		1-2-0		0-0-0		0-0-0							
0-1-0		0-0-0		0-0-0		HOME		0-1-0		0-0-0		0-0-0							
1-1-0		0-0-0		0-0-0		AWAY		1-1-0		0-0-0		0-0-0							
0-0-0		0-0-0		0-0-0		NEUTRAL		0-0-0		0-0-0		0-0-0							
RPI S	Opponent	Score		RPI S	Opponent	Score		RPI S	Opponent	Score		RPI S	Opponent	Score					
12 A	Florida St.	1	4	27 N	Auburn	1	3	55 A	Michigan St.	1	0	131 H	South Dakota St.	2	0				
								56 A	Ole Miss	2	3	135 H	Marquette	1	0				
								57 A	Michigan	1	2	276 A	Stetson	10	0				
								68 H	Iowa	0	1								
				LAST 10 GAMES															
				27 N	Auburn	1	3	68 H	Iowa	0	1								
				56 A	Ole Miss	2	3	55 A	Michigan St.	1	0								
				131 H	South Dakota St.	2	0	57 A	Michigan	1	2								
				135 H	Marquette	1	0	276 A	Stetson	10	0								
				12 A	Florida St.	1	4												

Non-Div. I Games:

Minnesota

Average RPI Win: 164		WON-LOST	WINNING	LAST 10	STRENGTH OF	OPP. STRENGTH	TEAM	ADJ	CONF.	ADJ CONF.				
Average RPI Loss: 75		RECORD	PCT. RANK	GAMES	SCHEDULE	OF SCHEDULE	RPI	RPI	RPI	RPI				
DIV. I ONLY		3-4-1	.4375	209	3-4-1	41	99	90	.55427	90	4	4		
DIV. I NON-CONF.		2-4-1	.35714	240	2-4-1	19	93	94	.55195	90	4	4		
<hr/>														
TOTALS		RPI 1-25	RPI 26-50		W-L RECORDS		RPI 51-100		RPI 101-150		RPI 150+			
3-4-1		0-1-0	1-1-0		OVERALL		0-1-1		0-0-0		2-1-0			
2-1-0		0-0-0	0-0-0		HOME		0-0-0		0-0-0		2-1-0			
0-2-1		0-1-0	0-1-0		AWAY		0-0-1		0-0-0		0-0-0			
1-1-0		0-0-0	1-0-0		NEUTRAL		0-1-0		0-0-0		0-0-0			
2-4-1		0-1-0	1-1-0		NON-CONFERENCE		0-1-1		0-0-0		1-1-0			
1-1-0		0-0-0	0-0-0		HOME		0-0-0		0-0-0		1-1-0			
0-2-1		0-1-0	0-0-		AWAY		0-0-1		0-0-0		0-0-0			
1-1-0		0-0-0	1-0-0		NEUTRAL		0-1-0		0-0-0		0-0-0			
1-0-0		0-0-0	0-0-0		CONFERENCE		0-0-0		0-0-0		1-0-0			
1-0-0		0-0-0	0-0-0		HOME		0-0-0		0-0-0		1-0-0			
0-0-0		0-0-0	0-0-0		AWAY		0-0-0		0-0-0		0-0-0			
0-0-0		0-0-0	0-0-0		NEUTRAL		0-0-0		0-0-0		0-0-0			
RPI	S	Opponent	Score		RPI	S	Opponent	Score		RPI	S	Opponent	Score	
3	A	UCLA	1	2	29	A	Kansas	1	4	71	A	Long Beach St.	1	1
					37	N	Georgetown	2	0	99	N	UNC Wilmington	2	3

Non-Div. I Games:

Wake Forest

Average RPI Win:	152	WON-LOST RECORD	WINNING PCT. RANK	LAST 10 GAMES	STRENGTH OF SCHEDULE	OPP. STRENGTH OF SCHEDULE	TEAM RPI	ADJ RPI	CONF. RPI	ADJ CONF. RPI	
DIV. I ONLY		4-4-2	.5 152	4-4-2	84	38	92	.5537 91	10	10	
DIV. I NON-CONF.		4-4-2	.5 154	4-4-2	78	32	90	.5537 88	10	10	
<hr/>											
TOTALS	RPI 1-25	RPI 26-50		W-L RECORDS		RPI 51-100		RPI 101-150		RPI 150+	
4-4-2	0-1-0	1-1-1		OVERALL		1-1-0		0-1-1		2-0-0	
4-0-2	0-0-0	1-0-1		HOME		1-0-0		0-0-1		2-0-0	
0-3-0	0-1-0	0-1-0		AWAY		0-1-0		0-0-0		0-0-0	
0-1-0	0-0-0	0-0-0		NEUTRAL		0-0-0		0-1-0		0-0-0	
<hr/>											
4-4-2	0-1-0	1-1-1		NON-CONFERENCE		1-1-0		0-1-1		2-0-0	
4-0-2	0-0-0	1-0-1		HOME		1-0-0		0-0-1		2-0-0	
0-3-0	0-1-0	0-0-		AWAY		0-1-0		0-0-0		0-0-0	
0-1-0	0-0-0	0-0-0		NEUTRAL		0-0-0		0-1-0		0-0-0	
<hr/>											
0-0-0	0-0-0	0-0-0		CONFERENCE		0-0-0		0-0-0		0-0-0	
0-0-0	0-0-0	0-0-0		HOME		0-0-0		0-0-0		0-0-0	
0-0-0	0-0-0	0-0-0		AWAY		0-0-0		0-0-0		0-0-0	
0-0-0	0-0-0	0-0-0		NEUTRAL		0-0-0		0-0-0		0-0-0	
<hr/>											
RPI S	Opponent	Score	RPI S	Opponent	Score	RPI S	Opponent	Score	RPI S	Opponent	Score
3	A UCLA	0 3	27	A Auburn	0 3	53	H San Diego	2 1	106	N Indiana	1 2
			32	H Oklahoma	2 1	73	A Santa Clara	0 2	133	H Boise St.	1 1
			45	H Southern California	1 1				227	H Gonzaga	3 0
									297	H Fresno St.	3 0
<hr/>											
LAST 10 GAMES											
133	H Boise St.	1 1	32	H Oklahoma	2 1						
106	N Indiana	1 2	45	H Southern California	1 1						
27	A Auburn	0 3	53	H San Diego	2 1						
3	A UCLA	0 3	227	H Gonzaga	3 0						
73	A Santa Clara	0 2	297	H Fresno St.	3 0						

Non-Div. I Games:

UC Irvine

Average RPI Win: 241		WON-LOST RECORD	WINNING PCT. RANK	LAST 10 GAMES	STRENGTH OF SCHEDULE	OPP. STRENGTH OF SCHEDULE	TEAM RPI	ADJ RPI	CONF. RPI	ADJ CONF. RPI				
Average RPI Loss: 62														
DIV. I ONLY		5-2-1	.6875 64	5-2-1	170	138	93	.55063 92	16	16				
DIV. I NON-CONF.		5-2-1	.6875 69	5-2-1	166	133	92	.55063 92	16	16				
<hr/>														
TOTALS		RPI 1-25	RPI 26-50		W-L RECORDS		RPI 51-100		RPI 101-150		RPI 150+			
5-2-1		0-0-1	0-0-0		OVERALL		0-2-0		1-0-0		4-0-0			
3-0-0		0-0-0	0-0-0		HOME		0-0-0		1-0-0		2-0-0			
2-1-1		0-0-1	0-0-0		AWAY		0-1-0		0-0-0		2-0-0			
0-1-0		0-0-0	0-0-0		NEUTRAL		0-1-0		0-0-0		0-0-0			
<hr/>														
5-2-1		0-0-1	0-0-0		NON-CONFERENCE		0-2-0		1-0-0		4-0-0			
3-0-0		0-0-0	0-0-0		HOME		0-0-0		1-0-0		2-0-0			
2-1-1		0-0-1	0-0-		AWAY		0-1-0		0-0-0		2-0-0			
0-1-0		0-0-0	0-0-0		NEUTRAL		0-1-0		0-0-0		0-0-0			
<hr/>														
0-0-0		0-0-0	0-0-0		CONFERENCE		0-0-0		0-0-0		0-0-0			
0-0-0		0-0-0	0-0-0		HOME		0-0-0		0-0-0		0-0-0			
0-0-0		0-0-0	0-0-0		AWAY		0-0-0		0-0-0		0-0-0			
0-0-0		0-0-0	0-0-0		NEUTRAL		0-0-0		0-0-0		0-0-0			
<hr/>														
RPI S	Opponent		Score		RPI S	Opponent		Score		RPI S	Opponent		Score	
20 A	Utah		1	1										
									</					

Non-Div. I Games:

UNLV

Average RPI Win: 201		WON-LOST	WINNING	LAST 10	STRENGTH OF		OPP. STRENGTH	TEAM	ADJ	CONF.	ADJ CONF.
Average RPI Loss: 61		RECORD	PCT. RANK	GAMES	SCHEDULE		OF SCHEDULE	RPI	RPI	RPI	RPI
DIV. I ONLY		4-3-3	.55	147	4-3-3		82	136	91	.54985	93
DIV. I NON-CONF.		4-3-3	.55	149	4-3-3		76	130	89	.54985	93
TOTALS		RPI 1-25	RPI 26-50		W-L RECORDS		RPI 51-100		RPI 101-150		RPI 150+
4-3-3		0-2-0	0-0-0		OVERALL		0-0-0		1-0-1		3-1-2
3-1-1		0-1-0	0-0-0		HOME		0-0-0		1-0-0		2-0-1
1-2-2		0-1-0	0-0-0		AWAY		0-0-0		0-0-1		1-1-1
0-0-0		0-0-0	0-0-0		NEUTRAL		0-0-0		0-0-0		0-0-0
4-3-3		0-2-0	0-0-0		NON-CONFERENCE		0-0-0		1-0-1		3-1-2
3-1-1		0-1-0	0-0-0		HOME		0-0-0		1-0-0		2-0-1
1-2-2		0-1-0	0-0-		AWAY		0-0-0		0-0-1		1-1-1
0-0-0		0-0-0	0-0-0		NEUTRAL		0-0-0		0-0-0		0-0-0
0-0-0		0-0-0	0-0-0		CONFERENCE		0-0-0		0-0-0		0-0-0
0-0-0		0-0-0	0-0-0		HOME		0-0-0		0-0-0		0-0-0
0-0-0		0-0-0	0-0-0		AWAY		0-0-0		0-0-0		0-0-0
0-0-0		0-0-0	0-0-0		NEUTRAL		0-0-0		0-0-0		0-0-0
RPI S	Opponent	Score		RPI S	Opponent	Score		RPI S	Opponent	Score	
2 A	Virginia Tech	0	6					109 A	Marshall	3	3
10 H	Clemson	1	4					119 H	Drexel	1	0
								168 A	Pittsburgh	1	0
								170 A	James Madison	0	1
								191 H	Penn	0	0
								210 A	Old Dominion	1	1
								224 H	Longwood	4	1
								292 H	American	3	0
LAST 10 GAMES											
224 H	Longwood	4	1	168 A	Pittsburgh	1	0				
191 H	Penn	0	0	170 A	James Madison	0	1				
292 H	American	3	0	119 H	Drexel	1	0				
109 A	Marshall	3	3	10 H	Clemson	1	4				
2 A	Virginia Tech	0	6	210 A	Old Dominion	1	1				

Non-Div. I Games:

VCU

Average RPI Win: 160		WON-LOST RECORD		WINNING PCT. RANK		LAST 10 GAMES		STRENGTH OF SCHEDULE		OPP. STRENGTH OF SCHEDULE		TEAM RPI		ADJ RPI		CONF. RPI		ADJ CONF. RPI					
DIV. I ONLY		3-4-1		.4375 209		3-4-1		56		42		94		.54902 94		7		7					
DIV. I NON-CONF.		3-4-1		.4375 207		3-4-1		48		37		93		.54902 94		7		7					
TOTALS		RPI 1-25		RPI 26-50		W-L RECORDS		RPI 51-100		RPI 101-150		RPI 150+											
3-4-1		0-3-0		0-0-0		OVERALL		0-1-0		1-0-0		2-0-1											
1-2-0		0-1-0		0-0-0		HOME		0-1-0		0-0-0		1-0-0											
1-1-1		0-1-0		0-0-0		AWAY		0-0-0		0-0-0		1-0-1											
1-1-0		0-1-0		0-0-0		NEUTRAL		0-0-0		1-0-0		0-0-0											
3-4-1		0-3-0		0-0-0		NON-CONFERENCE		0-1-0		1-0-0		2-0-1											
1-2-0		0-1-0		0-0-0		HOME		0-1-0		0-0-0		1-0-0											
1-1-1		0-1-0		0-0-		AWAY		0-0-0		0-0-0		1-0-1											
1-1-0		0-1-0		0-0-0		NEUTRAL		0-0-0		1-0-0		0-0-0											
0-0-0		0-0-0		0-0-0		CONFERENCE		0-0-0		0-0-0		0-0-0											
0-0-0		0-0-0		0-0-0		HOME		0-0-0		0-0-0		0-0-0											
0-0-0		0-0-0		0-0-0		AWAY		0-0-0		0-0-0		0-0-0											
0-0-0		0-0-0		0-0-0		NEUTRAL		0-0-0		0-0-0		0-0-0											
RPI	S	Opponent		Score		RPI	S	Opponent		Score		RPI	S	Opponent		Score							
4	H	Stanford		0	1							52	H	San Diego St.		1	2	141	N	Dartmouth	1	0	
11	N	Wisconsin		0	3													157	H	Miami (FL)	2	1	
12	A	Florida St.		0	1													183	A	North Carolina St.	2	1	
																		240	A	Oregon St.	0	0	
						LAST 10 GAMES																	
						240	A	Oregon St.		0	0	11	N	Wisconsin		0	3						
						52	H	San Diego St.		1	2	141	N	Dartmouth		1	0						
						157	H	Miami (FL)		2	1	4	H	Stanford		0	1						
												183	A	North Carolina St.		2	1						
												12	A	Florida St.		0	1						

Non-Div. I Games:

Portland

Average RPI Win:		191	WON-LOST RECORD		WINNING PCT. RANK		LAST 10 GAMES		STRENGTH OF SCHEDULE		OPP. STRENGTH OF SCHEDULE		TEAM RPI		ADJ RPI		CONF. RPI		ADJ CONF. RPI				
DIV. I ONLY			6-2-2		.7 58		6-2-2		208		67		95		.54838 95		6 6						
DIV. I NON-CONF.			6-2-2		.7 66		6-2-2		210		61		95		.54838 95		6 6						
TOTALS		RPI 1-25		RPI 26-50		W-L RECORDS		RPI 51-100		RPI 101-150		RPI 150+											
6-2-2		0-1-0		0-0-0		OVERALL		0-1-0		3-0-2		3-0-0											
4-0-1		0-0-0		0-0-0		HOME		0-0-0		1-0-1		3-0-0											
2-2-1		0-1-0		0-0-0		AWAY		0-1-0		2-0-1		0-0-0											
0-0-0		0-0-0		0-0-0		NEUTRAL		0-0-0		0-0-0		0-0-0											
6-2-2		0-1-0		0-0-0		NON-CONFERENCE		0-1-0		3-0-2		3-0-0											
4-0-1		0-0-0		0-0-0		HOME		0-0-0		1-0-1		3-0-0											
2-2-1		0-1-0		0-0-		AWAY		0-1-0		2-0-1		0-0-0											
0-0-0		0-0-0		0-0-0		NEUTRAL		0-0-0		0-0-0		0-0-0											
0-0-0		0-0-0		0-0-0		CONFERENCE		0-0-0		0-0-0		0-0-0											
0-0-0		0-0-0		0-0-0		HOME		0-0-0		0-0-0		0-0-0											
0-0-0		0-0-0		0-0-0		AWAY		0-0-0		0-0-0		0-0-0											
0-0-0		0-0-0		0-0-0		NEUTRAL		0-0-0		0-0-0		0-0-0											
RPI	S	Opponent		Score		RPI	S	Opponent		Score		RPI	S	Opponent		Score							
22	A	DePaul		1	3							83	A	Vanderbilt		2	3	104	H	Syracuse	3	1	
																		107	A	Samford	2	1	
																		109	A	Marshall	1	1	
																		116	H	UC Santa Barbara	2	2	
																		122	A	Mississippi St.	1	0	
																		217	H	Xavier	2	0	
																		284	H	Eastern Ky.	9	0	
																		313	H	Saint Francis (PA)	5	0	
						LAST 10 GAMES																	
						104	H	Syracuse		3	1	284	H	Eastern Ky.		9	0						
						22	A	DePaul		1	3	116	H	UC Santa Barbara		2	2						
						217	H	Xavier		2	0	83	A	Vanderbilt		2	3						
						109	A	Marshall		1	1	122	A	Mississippi St.		1	0						
						313	H	Saint Francis (PA)		5	0	107	A	Samford		2	1						

Non-Div. I Games:

Cincinnati

Average RPI Win:	166	WON-LOST	WINNING	LAST 10	STRENGTH OF	OPP. STRENGTH	TEAM	ADJ	CONF.	ADJ CONF.		
Average RPI Loss:	69	RECORD	PCT. RANK	GAMES	SCHEDULE	OF SCHEDULE	RPI	RPI	RPI	RPI		
DIV. I ONLY		4-5-1	.45	185	4-5-1	51	116	96	.54836	96	2	2
DIV. I NON-CONF.		4-4-1	.5	154	4-4-1	52	123	91	.55166	91	2	2
<hr/>												
TOTALS	RPI 1-25	RPI 26-50		W-L RECORDS		RPI 51-100		RPI 101-150		RPI 150+		
4-5-1	0-0-0	1-2-0		OVERALL		0-2-0		1-1-1		2-0-0		
3-1-1	0-0-0	0-0-0		HOME		0-1-0		1-0-1		2-0-0		
1-4-0	0-0-0	1-2-0		AWAY		0-1-0		0-1-0		0-0-0		
0-0-0	0-0-0	0-0-0		NEUTRAL		0-0-0		0-0-0		0-0-0		
<hr/>												
4-4-1	0-0-0	1-1-0		NON-CONFERENCE		0-2-0		1-1-1		2-0-0		
3-1-1	0-0-0	0-0-0		HOME		0-1-0		1-0-1		2-0-0		
1-3-0	0-0-0	1-0-		AWAY		0-1-0		0-1-0		0-0-0		
0-0-0	0-0-0	0-0-0		NEUTRAL		0-0-0		0-0-0		0-0-0		
<hr/>												
0-1-0	0-0-0	0-1-0		CONFERENCE		0-0-0		0-0-0		0-0-0		
0-0-0	0-0-0	0-0-0		HOME		0-0-0		0-0-0		0-0-0		
0-1-0	0-0-0	0-1-0		AWAY		0-0-0		0-0-0		0-0-0		
0-0-0	0-0-0	0-0-0		NEUTRAL		0-0-0		0-0-0		0-0-0		
<hr/>												
RPI	S	Opponent	Score	RPI	S	Opponent	Score	RPI	S	Opponent	Score	
				34	A	Missouri	1 3	62	H	Rice	0 1	
				41	A	Duke	0 1	75	A	TCU	0 2	
				49	A	BYU	4 3					

Non-Div. I Games:

LSU

Average RPI Win: 201		WON-LOST	WINNING	LAST 10	STRENGTH OF	OPP. STRENGTH	TEAM	ADJ	CONF.	ADJ CONF.							
Average RPI Loss: 54		RECORD	PCT. RANK	GAMES	SCHEDULE	OF SCHEDULE	RPI	RPI	RPI	RPI							
DIV. I ONLY		4-5-1	.45	185	4-5-1	60	73	97	.54601	97	12	12					
DIV. I NON-CONF.		4-5-1	.45	188	4-5-1	53	66	97	.54601	97	12	12					
<hr/>																	
TOTALS		RPI 1-25		RPI 26-50		W-L RECORDS		RPI 51-100		RPI 101-150		RPI 150+					
4-5-1		0-2-0		0-0-0		OVERALL		0-2-1		1-1-0		3-0-0					
4-0-0		0-0-0		0-0-0		HOME		0-0-0		1-0-0		3-0-0					
0-4-1		0-2-0		0-0-0		AWAY		0-2-1		0-0-0		0-0-0					
0-1-0		0-0-0		0-0-0		NEUTRAL		0-0-0		0-1-0		0-0-0					
4-5-1		0-2-0		0-0-0		NON-CONFERENCE		0-2-1		1-1-0		3-0-0					
4-0-0		0-0-0		0-0-0		HOME		0-0-0		1-0-0		3-0-0					
0-4-1		0-2-0		0-0-		AWAY		0-2-1		0-0-0		0-0-0					
0-1-0		0-0-0		0-0-0		NEUTRAL		0-0-0		0-1-0		0-0-0					
0-0-0		0-0-0		0-0-0		CONFERENCE		0-0-0		0-0-0		0-0-0					
0-0-0		0-0-0		0-0-0		HOME		0-0-0		0-0-0		0-0-0					
0-0-0		0-0-0		0-0-0		AWAY		0-0-0		0-0-0		0-0-0					
0-0-0		0-0-0		0-0-0		NEUTRAL		0-0-0		0-0-0		0-0-0					
RPI	S	Opponent		Score		RPI	S	Opponent		Score		RPI	S	Opponent		Score	
4	A	Stanford		0	8							106	N	Indiana		1	2
6	A	Texas A&M		3	4							73	A	Santa Clara		0	1
												82	A	Ohio St.		2	4

Non-Div. I Games:

Dayton

Average RPI Win:	218	WON-LOST	WINNING	LAST 10	STRENGTH OF	OPP. STRENGTH	TEAM	ADJ	CONF.	ADJ CONF.		
Average RPI Loss:	77	RECORD	PCT. RANK	GAMES	SCHEDULE	OF SCHEDULE	RPI	RPI	RPI	RPI		
DIV. I ONLY		4-1-3	.6875	64	4-1-3	174	160	98	.54429	98	26	26
DIV. I NON-CONF.		4-1-2	.71429	56	4-1-2	201	172	100	.54029	100	26	26
<hr/>												
TOTALS	RPI 1-25	RPI 26-50		W-L RECORDS		RPI 51-100		RPI 101-150		RPI 150+		
4-1-3	0-0-0	0-0-0		OVERALL		0-1-0		1-0-1		3-0-2		
3-1-1	0-0-0	0-0-0		HOME		0-1-0		1-0-0		2-0-1		
1-0-2	0-0-0	0-0-0		AWAY		0-0-0		0-0-1		1-0-1		
0-0-0	0-0-0	0-0-0		NEUTRAL		0-0-0		0-0-0		0-0-0		
<hr/>												
4-1-2	0-0-0	0-0-0		NON-CONFERENCE		0-1-0		1-0-0		3-0-2		
3-1-1	0-0-0	0-0-0		HOME		0-1-0		1-0-0		2-0-1		
1-0-1	0-0-0	0-0-		AWAY		0-0-0		0-0-0		1-0-1		
0-0-0	0-0-0	0-0-0		NEUTRAL		0-0-0		0-0-0		0-0-0		
<hr/>												
0-0-1	0-0-0	0-0-0		CONFERENCE		0-0-0		0-0-1		0-0-0		
0-0-0	0-0-0	0-0-0		HOME		0-0-0		0-0-0		0-0-0		
0-0-1	0-0-0	0-0-0		AWAY		0-0-0		0-0-1		0-0-0		
0-0-0	0-0-0	0-0-0		NEUTRAL		0-0-0		0-0-0		0-0-0		
<hr/>												
RPI	S	Opponent	Score	RPI	S	Opponent	Score	RPI	S	Opponent	Score	
						77 H	Buffalo	0	2	108 A	Manhattan	1 1
										119 H	Drexel	1 0
										171 A	Duquesne	0 0
										202 H	Cleveland St.	0 0
										215 H	Binghamton	2 1
										242 A	St. Bonaventure	3 1
										294 H	Robert Morris	1 0
<hr/>												
LAST 10 GAMES												
						108 A	Manhattan	1	1	171 A	Duquesne	0 0
						294 H	Robert Morris	1	0	119 H	Drexel	1 0
						202 H	Cleveland St.	0	0	242 A	St. Bonaventure	3 1
						215 H	Binghamton	2	1			
						77 H	Buffalo	0	2			

Non-Div. I Games:

Niagara

Average RPI Win:	189	WON-LOST RECORD	WINNING PCT. RANK	LAST 10 GAMES	STRENGTH OF SCHEDULE	OPP. STRENGTH OF SCHEDULE	TEAM RPI	ADJ RPI	CONF. RPI	ADJ CONF. RPI	
Average RPI Loss:	99										
DIV. I ONLY	5-3-1	.61111	99	5-3-1	158	81	99	.54399	99	11	11
DIV. I NON-CONF.	5-3-1	.61111	107	5-3-1	154	71	98	.54399	98	11	11
<hr/>											
TOTALS	RPI 1-25	RPI 26-50		W-L RECORDS	RPI 51-100		RPI 101-150		RPI 150+		
5-3-1	0-1-0	0-0-0		OVERALL	1-0-1		1-1-0		3-1-0		
3-1-1	0-0-0	0-0-0		HOME	0-0-1		1-1-0		2-0-0		
1-2-0	0-1-0	0-0-0		AWAY	0-0-0		0-0-0		1-1-0		
1-0-0	0-0-0	0-0-0		NEUTRAL	1-0-0		0-0-0		0-0-0		
5-3-1	0-1-0	0-0-0		NON-CONFERENCE	1-0-1		1-1-0		3-1-0		
3-1-1	0-0-0	0-0-0		HOME	0-0-1		1-1-0		2-0-0		
1-2-0	0-1-0	0-0-		AWAY	0-0-0		0-0-0		1-1-0		
1-0-0	0-0-0	0-0-0		NEUTRAL	1-0-0		0-0-0		0-0-0		
0-0-0	0-0-0	0-0-0		CONFERENCE	0-0-0		0-0-0		0-0-0		
0-0-0	0-0-0	0-0-0		HOME	0-0-0		0-0-0		0-0-0		
0-0-0	0-0-0	0-0-0		AWAY	0-0-0		0-0-0		0-0-0		
0-0-0	0-0-0	0-0-0		NEUTRAL	0-0-0		0-0-0		0-0-0		
RPI	S	Opponent	Score	RPI	S	Opponent	Score	RPI	S	Opponent	Score
2	A	Virginia Tech	0 2					66	H	East Carolina	0 0
								90	N	Wake Forest	3 2
								111	H	Ga. Southern	0 2
								143	H	Charlotte	4 2
								183	A	North Carolina St.	1 2
								216	H	Coastal Caro.	7 0
								243	A	Campbell	1 0
								255	H	Francis Marion	8 0
				LAST 10 GAMES							
				255	H	Francis Marion	8 0	66	H	East Carolina	0 0
				2	A	Virginia Tech	0 2	216	H	Coastal Caro.	7 0
				90	N	Wake Forest	3 2	111	H	Ga. Southern	0 2
				143	H	Charlotte	4 2	183	A	North Carolina St.	1 2
				243	A	Campbell	1 0				

Non-Div. I Games:

UNC Wilmington

Average RPI Win: 245		WON-LOST	WINNING	LAST 10	STRENGTH OF		OPP. STRENGTH	TEAM	ADJ	CONF.	ADJ CONF.
Average RPI Loss: 0		RECORD	PCT. RANK	GAMES	SCHEDULE		OF SCHEDULE	RPI	RPI	RPI	RPI
DIV. I ONLY		8-0-2	.9	8	8-0-2		287	129	100	.54384	100
DIV. I NON-CONF.		8-0-1	.94444	8	8-0-1		294	131	96	.54766	96
TOTALS		RPI 1-25	RPI 26-50		W-L RECORDS		RPI 51-100		RPI 101-150		RPI 150+
8-0-2	0-0-0	0-0-0		OVERALL		0-0-1		0-0-1		8-0-0	
4-0-2	0-0-0	0-0-0		HOME		0-0-1		0-0-1		4-0-0	
4-0-0	0-0-0	0-0-0		AWAY		0-0-0		0-0-0		4-0-0	
0-0-0	0-0-0	0-0-0		NEUTRAL		0-0-0		0-0-0		0-0-0	
8-0-1	0-0-0	0-0-0		NON-CONFERENCE		0-0-1		0-0-0		8-0-0	
4-0-1	0-0-0	0-0-0		HOME		0-0-1		0-0-0		4-0-0	
4-0-0	0-0-0	0-0-		AWAY		0-0-0		0-0-0		4-0-0	
0-0-0	0-0-0	0-0-0		NEUTRAL		0-0-0		0-0-0		0-0-0	
0-0-1	0-0-0	0-0-0		CONFERENCE		0-0-0		0-0-1		0-0-0	
0-0-1	0-0-0	0-0-0		HOME		0-0-0		0-0-1		0-0-0	
0-0-0	0-0-0	0-0-0		AWAY		0-0-0		0-0-0		0-0-0	
0-0-0	0-0-0	0-0-0		NEUTRAL		0-0-0		0-0-0		0-0-0	
RPI S	Opponent	Score	RPI S	Opponent	Score	RPI S	Opponent	Score	RPI S	Opponent	Score
						61 H	Fairfield	1 1	150 H	Loyola Maryland	0 0
									220 A	New Hampshire	3 0
									221 H	Maine	1 0
									229 H	Albany (NY)	2 0
									245 H	North Dakota St.	1 0
									248 A	Bryant	2 1
									253 A	UMass Lowell	2 0
									260 A	Siena	3 0
									283 H	LIU Brooklyn	5 0
LAST 10 GAMES											
						61 H	Fairfield	1 1	150 H	Loyola Maryland	0 0
						229 H	Albany (NY)	2 0	253 A	UMass Lowell	2 0
						221 H	Maine	1 0	245 H	North Dakota St.	1 0
						248 A	Bryant	2 1	283 H	LIU Brooklyn	5 0
						220 A	New Hampshire	3 0	260 A	Siena	3 0

Non-Div. I Games:

Holy Cross

Average RPI Win:	227	WON-LOST	WINNING	LAST 10	STRENGTH OF	OPP. STRENGTH	TEAM	ADJ	CONF.	ADJ CONF.		
Average RPI Loss:	78	RECORD	PCT. RANK	GAMES	SCHEDULE	OF SCHEDULE	RPI	RPI	RPI	RPI		
DIV. I ONLY		6-2-0	.75	42	6-2-0	227	183	101	.5402	101	12	12
DIV. I NON-CONF.		6-2-0	.75	43	6-2-0	228	184	101	.5402	101	12	12
<hr/>												
TOTALS	RPI 1-25	RPI 26-50		W-L RECORDS		RPI 51-100		RPI 101-150		RPI 150+		
6-2-0	0-0-0	0-1-0		OVERALL		0-0-0		1-1-0		5-0-0		
3-0-0	0-0-0	0-0-0		HOME		0-0-0		0-0-0		3-0-0		
3-2-0	0-0-0	0-1-0		AWAY		0-0-0		1-1-0		2-0-0		
0-0-0	0-0-0	0-0-0		NEUTRAL		0-0-0		0-0-0		0-0-0		
6-2-0	0-0-0	0-1-0		NON-CONFERENCE		0-0-0		1-1-0		5-0-0		
3-0-0	0-0-0	0-0-0		HOME		0-0-0		0-0-0		3-0-0		
3-2-0	0-0-0	0-0-		AWAY		0-0-0		1-1-0		2-0-0		
0-0-0	0-0-0	0-0-0		NEUTRAL		0-0-0		0-0-0		0-0-0		
0-0-0	0-0-0	0-0-0		CONFERENCE		0-0-0		0-0-0		0-0-0		
0-0-0	0-0-0	0-0-0		HOME		0-0-0		0-0-0		0-0-0		
0-0-0	0-0-0	0-0-0		AWAY		0-0-0		0-0-0		0-0-0		
0-0-0	0-0-0	0-0-0		NEUTRAL		0-0-0		0-0-0		0-0-0		
RPI	S	Opponent	Score	RPI	S	Opponent	Score	RPI	S	Opponent	Score	
				37	A	Georgetown	0 1					
								119	A	Drexel	0 2	
								150	A	Loyola Maryland	3 0	
								182	A	Liberty	1 0	
								208	H	East Tenn. St.	3 1	
								210	H	Old Dominion	1 0	
								301	A	Delaware St.	2 0	
								312	H	Mt. St. Mary's	6 0	
LAST 10 GAMES												
				208	H	East Tenn. St.	3 1	301	A	Delaware St.	2 0	
				182	A	Liberty	1 0	119	A	Drexel	0 2	
				150	A	Loyola Maryland	3 0	37	A	Georgetown	0 1	
				210	H	Old Dominion	1 0					
				312	H	Mt. St. Mary's	6 0					

Non-Div. I Games:

George Washington

Average RPI Win: 190		WON-LOST RECORD		WINNING PCT. RANK		LAST 10 GAMES		STRENGTH OF SCHEDULE		OPP. STRENGTH OF SCHEDULE		TEAM RPI		ADJ RPI		CONF. RPI		ADJ CONF. RPI	
DIV. I ONLY		6-3-1		.65 81		6-3-1		206		62		111		.54006 102		3		3	
DIV. I NON-CONF.		6-3-1		.65 87		6-3-1		208		55		109		.54006 102		3		3	
TOTALS		RPI 1-25		RPI 26-50		W-L RECORDS		RPI 51-100		RPI 101-150		RPI 150+							
6-3-1		0-1-0		1-0-0		OVERALL		1-2-0		0-0-1		4-0-0							
4-0-1		0-0-0		0-0-0		HOME		1-0-0		0-0-1		3-0-0							
2-3-0		0-1-0		1-0-0		AWAY		0-2-0		0-0-0		1-0-0							
0-0-0		0-0-0		0-0-0		NEUTRAL		0-0-0		0-0-0		0-0-0							
6-3-1		0-1-0		1-0-0		NON-CONFERENCE		1-2-0		0-0-1		4-0-0							
4-0-1		0-0-0		0-0-0		HOME		1-0-0		0-0-1		3-0-0							
2-3-0		0-1-0		1-0-		AWAY		0-2-0		0-0-0		1-0-0							
0-0-0		0-0-0		0-0-0		NEUTRAL		0-0-0		0-0-0		0-0-0							
0-0-0		0-0-0		0-0-0		CONFERENCE		0-0-0		0-0-0		0-0-0							
0-0-0		0-0-0		0-0-0		HOME		0-0-0		0-0-0		0-0-0							
0-0-0		0-0-0		0-0-0		AWAY		0-0-0		0-0-0		0-0-0							
0-0-0		0-0-0		0-0-0		NEUTRAL		0-0-0		0-0-0		0-0-0							
RPI S	Opponent		Score		RPI S	Opponent		Score		RPI S	Opponent		Score		RPI S	Opponent		Score	
18 A	Notre Dame		0 1		49 A	BYU		2 1		58 A	Illinois St.		1 2		118 H	Oral Roberts		0 0	
										62 H	Rice		1 0		162 A	UTSA		4 0	
										70 A	Utah Valley		1 2		266 H	Houston Baptist		2 0	
															272 H	Northwestern St.		5 0	
															329 H	Incarnate Word		5 0	
					LAST 10 GAMES														
					329 H	Incarnate Word		5 0		118 H	Oral Roberts		0 0						
					49 A	BYU		2 1		162 A	UTSA		4 0						
					70 A	Utah Valley		1 2		58 A	Illinois St.		1 2						
					266 H	Houston Baptist		2 0		18 A	Notre Dame		0 1						
					62 H	Rice		1 0		272 H	Northwestern St.		5 0						

Non-Div. I Games:

Baylor

Average RPI Win: 232		WON-LOST RECORD	WINNING PCT. RANK		LAST 10 GAMES	STRENGTH OF SCHEDULE	OPP. STRENGTH OF SCHEDULE	TEAM RPI	ADJ RPI	CONF. RPI	ADJ CONF. RPI						
Average RPI Loss: 80																	
DIV. I ONLY		3-3-3	.5	152	3-3-3	105	79	109	.53985	103	13	13					
DIV. I NON-CONF.		3-2-3	.5625	128	3-2-3	102	82	88	.55265	89	14	14					
<hr/>																	
TOTALS		RPI 1-25		RPI 26-50		W-L RECORDS		RPI 51-100		RPI 101-150		RPI 150+					
3-3-3		0-0-1		0-2-1		OVERALL		0-0-1		0-0-0		3-1-0					
1-0-2		0-0-1		0-0-0		HOME		0-0-1		0-0-0		1-0-0					
2-3-1		0-0-0		0-2-1		AWAY		0-0-0		0-0-0		2-1-0					
0-0-0		0-0-0		0-0-0		NEUTRAL		0-0-0		0-0-0		0-0-0					
3-2-3		0-0-1		0-1-1		NON-CONFERENCE		0-0-1		0-0-0		3-1-0					
1-0-2		0-0-1		0-0-0		HOME		0-0-1		0-0-0		1-0-0					
2-2-1		0-0-0		0-1-		AWAY		0-0-0		0-0-0		2-1-0					
0-0-0		0-0-0		0-0-0		NEUTRAL		0-0-0		0-0-0		0-0-0					
0-1-0		0-0-0		0-1-0		CONFERENCE		0-0-0		0-0-0		0-0-0					
0-0-0		0-0-0		0-0-0		HOME		0-0-0		0-0-0		0-0-0					
0-1-0		0-0-0		0-1-0		AWAY		0-0-0		0-0-0		0-0-0					
0-0-0		0-0-0		0-0-0		NEUTRAL		0-0-0		0-0-0		0-0-0					
RPI	S	Opponent		Score		RPI	S	Opponent		Score		RPI	S	Opponent		Score	
25	H	Maryland		1	1	36	A	UConn		1	2	79	H	Ball St.		1	1
						38	A	South Fla.		1	1			159 A UMBC		0	1
						44	A	Boston U.		0	1			170 A James Madison		1	0
														251 H Marist		2	1
														276 A Stetson		3	1
<hr/>																	
LAST 10 GAMES																	
						276	A	Stetson		3	1	44	A	Boston U.		0	1
						38	A	South Fla.		1	1	79	H	Ball St.		1	1
						36	A	UConn		1	2	251	H	Marist		2	1
						159	A	UMBC		0	1	25	H	Maryland		1	1
												170	A	James Madison		1	0

Non-Div. I Games:

Navy

[illegible]

Non-Div. I Games:

Syracuse

Average RPI Win:	215	WON-LOST	WINNING	LAST 10	STRENGTH OF	OPP. STRENGTH	TEAM	ADJ	CONF.	ADJ CONF.			
Average RPI Loss:	53	RECORD	PCT. RANK	GAMES	SCHEDULE	OF SCHEDULE	RPI	RPI	RPI	RPI			
DIV. I ONLY		5-3-0	.625	92	5-3-0	152	140	102	.53938	105	25	25	
DIV. I NON-CONF.		5-3-0	.625	96	5-3-0	150	136	104	.53938	105	25	25	
<hr/>													
TOTALS	RPI 1-25	RPI 26-50		W-L RECORDS		RPI 51-100		RPI 101-150		RPI 150+			
5-3-0	0-0-0	0-1-0		OVERALL		0-2-0		0-0-0		5-0-0			
3-0-0	0-0-0	0-0-0		HOME		0-0-0		0-0-0		3-0-0			
2-3-0	0-0-0	0-1-0		AWAY		0-2-0		0-0-0		2-0-0			
0-0-0	0-0-0	0-0-0		NEUTRAL		0-0-0		0-0-0		0-0-0			
<hr/>													
5-3-0	0-0-0	0-1-0		NON-CONFERENCE		0-2-0		0-0-0		5-0-0			
3-0-0	0-0-0	0-0-0		HOME		0-0-0		0-0-0		3-0-0			
2-3-0	0-0-0	0-0-		AWAY		0-2-0		0-0-0		2-0-0			
0-0-0	0-0-0	0-0-0		NEUTRAL		0-0-0		0-0-0		0-0-0			
<hr/>													
0-0-0	0-0-0	0-0-0		CONFERENCE		0-0-0		0-0-0		0-0-0			
0-0-0	0-0-0	0-0-0		HOME		0-0-0		0-0-0		0-0-0			
0-0-0	0-0-0	0-0-0		AWAY		0-0-0		0-0-0		0-0-0			
0-0-0	0-0-0	0-0-0		NEUTRAL		0-0-0		0-0-0		0-0-0			
<hr/>													
RPI	S	Opponent	Score	RPI	S	Opponent	Score	RPI	S	Opponent	Score		
				34	A	Missouri	0 1	59	A	Oklahoma St.	0 1		
								67	A	Tulsa	0 1		
										165	H	Evansville	1 0
										186	A	Kennesaw St.	1 0
										207	H	Saint Louis	3 2
										254	H	Indiana St.	3 0
										264	A	Georgia St.	2 0
<hr/>													
				LAST 10 GAMES									
				264	A	Georgia St.	2 0	186	A	Kennesaw St.	1 0		
				254	H	Indiana St.	3 0	59	A	Oklahoma St.	0 1		
				207	H	Saint Louis	3 2	67	A	Tulsa	0 1		
								34	A	Missouri	0 1		
								165	H	Evansville	1 0		

Non-Div. I Games:	Bethel (TN)	6	0
--------------------------	--------------------	----------	----------

UT Martin

Average RPI Win: 156		WON-LOST RECORD		WINNING PCT. RANK		LAST 10 GAMES		STRENGTH OF SCHEDULE		OPP. STRENGTH OF SCHEDULE		TEAM RPI		ADJ RPI		CONF. RPI		ADJ CONF. RPI					
DIV. I ONLY		5-5-0		.5 152		5-5-0		103		63		103		.53927 106		5		5					
DIV. I NON-CONF.		4-2-0		.66667 78		4-2-0		173		119		99		.54225 99		5		5					
TOTALS		RPI 1-25		RPI 26-50		W-L RECORDS		RPI 51-100		RPI 101-150		RPI 150+											
5-5-0		0-2-0		0-0-0		OVERALL		3-2-0		0-1-0		2-0-0											
1-2-0		0-1-0		0-0-0		HOME		0-1-0		0-0-0		1-0-0											
1-2-0		0-1-0		0-0-0		AWAY		1-1-0		0-0-0		0-0-0											
3-1-0		0-0-0		0-0-0		NEUTRAL		2-0-0		0-1-0		1-0-0											
4-2-0		0-0-0		0-0-0		NON-CONFERENCE		2-1-0		0-1-0		2-0-0											
1-0-0		0-0-0		0-0-0		HOME		0-0-0		0-0-0		1-0-0											
0-1-0		0-0-0		0-0-		AWAY		0-1-0		0-0-0		0-0-0											
3-1-0		0-0-0		0-0-0		NEUTRAL		2-0-0		0-1-0		1-0-0											
1-3-0		0-2-0		0-0-0		CONFERENCE		1-1-0		0-0-0		0-0-0											
0-2-0		0-1-0		0-0-0		HOME		0-1-0		0-0-0		0-0-0											
1-1-0		0-1-0		0-0-0		AWAY		1-0-0		0-0-0		0-0-0											
0-0-0		0-0-0		0-0-0		NEUTRAL		0-0-0		0-0-0		0-0-0											
RPI	S	Opponent		Score		RPI	S	Opponent		Score		RPI	S	Opponent		Score							
8	H	Penn St.		0 3								81	A	Eastern Mich.		0 2							
24	A	Illinois		0 2								82	H	Ohio St.		1 2							
												88	A	Northwestern		1 0							
												91	N	UC Irvine		2 1							
												97	N	Dayton		2 1							
						LAST 10 GAMES																	
						88	A	Northwestern		1 0		82	H	Ohio St.		1 2							
						24	A	Illinois		0 2		97	N	Dayton		2 1							
						8	H	Penn St.		0 3		249	N	George Mason		4 1							
						81	A	Eastern Mich.		0 2		91	N	UC Irvine		2 1							
						254	H	Indiana St.		2 0		111	N	Ga. Southern		1 2							

Non-Div. I Games:

Indiana

Average RPI Win: 205		WON-LOST RECORD		WINNING PCT. RANK		LAST 10 GAMES		STRENGTH OF SCHEDULE		OPP. STRENGTH OF SCHEDULE		TEAM RPI		ADJ RPI		CONF. RPI		ADJ CONF. RPI	
DIV. I ONLY		5-5-0		.5 152		5-5-0		77		163		114		.5386 107		21		22	
DIV. I NON-CONF.		5-5-0		.5 154		5-5-0		70		162		112		.5386 106		22		23	
TOTALS		RPI 1-25		RPI 26-50		W-L RECORDS		RPI 51-100		RPI 101-150		RPI 150+							
5-5-0		0-2-0		1-0-0		OVERALL		0-1-0		0-0-0		4-2-0							
1-3-0		0-1-0		0-0-0		HOME		0-1-0		0-0-0		1-1-0							
4-2-0		0-1-0		1-0-0		AWAY		0-0-0		0-0-0		3-1-0							
0-0-0		0-0-0		0-0-0		NEUTRAL		0-0-0		0-0-0		0-0-0							
5-5-0		0-2-0		1-0-0		NON-CONFERENCE		0-1-0		0-0-0		4-2-0							
1-3-0		0-1-0		0-0-0		HOME		0-1-0		0-0-0		1-1-0							
4-2-0		0-1-0		1-0-		AWAY		0-0-0		0-0-0		3-1-0							
0-0-0		0-0-0		0-0-0		NEUTRAL		0-0-0		0-0-0		0-0-0							
0-0-0		0-0-0		0-0-0		CONFERENCE		0-0-0		0-0-0		0-0-0							
0-0-0		0-0-0		0-0-0		HOME		0-0-0		0-0-0		0-0-0							
0-0-0		0-0-0		0-0-0		AWAY		0-0-0		0-0-0		0-0-0							
0-0-0		0-0-0		0-0-0		NEUTRAL		0-0-0		0-0-0		0-0-0							
RPI	S	Opponent		Score		RPI	S	Opponent		Score		RPI	S	Opponent		Score			
5	A	South Carolina		0	2	27	A	Auburn		2	1	95	H	Cincinnati		1	2		
14	H	Virginia		1	3							186	H	Kennesaw St.		2	4		
												197	H	Belmont		2	0		
												203	A	Lipscomb		0	2		
												230	A	Jacksonville St.		3	2		
												264	A	Georgia St.		2	1		
												307	A	Austin Peay		3	1		
LAST 10 GAMES																			
						186	H	Kennesaw St.		2	4	27	A	Auburn		2	1		
						307	A	Austin Peay		3	1	14	H	Virginia		1	3		
						203	A	Lipscomb		0	2	197	H	Belmont		2	0		
						5	A	South Carolina		0	2	264	A	Georgia St.		2	1		
						95	H	Cincinnati		1	2	230	A	Jacksonville St.		3	2		

Non-Div. I Games:

Samford

Average RPI Win: 232		WON-LOST RECORD		WINNING PCT. RANK		LAST 10 GAMES		STRENGTH OF SCHEDULE		OPP. STRENGTH OF SCHEDULE		TEAM RPI		ADJ RPI		CONF. RPI		ADJ CONF. RPI				
DIV. I ONLY		5-3-1		.61111 99		5-3-1		125		246		104		.53857 108		26		26				
DIV. I NON-CONF.		5-3-0		.625 96		5-3-0		144		256		120		.53016 121		26		26				
TOTALS		RPI 1-25		RPI 26-50		W-L RECORDS		RPI 51-100		RPI 101-150		RPI 150+										
5-3-1		0-0-0		0-1-0		OVERALL		0-0-1		1-0-0		4-2-0										
2-1-1		0-0-0		0-1-0		HOME		0-0-1		0-0-0		2-0-0										
3-1-0		0-0-0		0-0-0		AWAY		0-0-0		1-0-0		2-1-0										
0-1-0		0-0-0		0-0-0		NEUTRAL		0-0-0		0-0-0		0-1-0										
5-3-0		0-0-0		0-1-0		NON-CONFERENCE		0-0-0		1-0-0		4-2-0										
2-1-0		0-0-0		0-1-0		HOME		0-0-0		0-0-0		2-0-0										
3-1-0		0-0-0		0-0-		AWAY		0-0-0		1-0-0		2-1-0										
0-1-0		0-0-0		0-0-0		NEUTRAL		0-0-0		0-0-0		0-1-0										
0-0-1		0-0-0		0-0-0		CONFERENCE		0-0-1		0-0-0		0-0-0										
0-0-1		0-0-0		0-0-0		HOME		0-0-1		0-0-0		0-0-0										
0-0-0		0-0-0		0-0-0		AWAY		0-0-0		0-0-0		0-0-0										
0-0-0		0-0-0		0-0-0		NEUTRAL		0-0-0		0-0-0		0-0-0										
RPI	S	Opponent		Score		RPI	S	Opponent		Score		RPI	S	Opponent		Score						
				48	H	Rhode Island		0	1	98	H	Niagara		1	1	129	A	Yale		2	1	
																	174	A	Fordham		1	2
																	189	N	Sacred Heart		0	4
																	215	A	Binghamton		2	1
																	241	H	Wagner		2	0
																	257	H	Lafayette		1	0
																	316	A	NJIT		1	0
LAST 10 GAMES																						
				98	H	Niagara		1	1	316	A	NJIT		1	0							
				129	A	Yale		2	1	257	H	Lafayette		1	0							
				189	N	Sacred Heart		0	4	48	H	Rhode Island		0	1							
				241	H	Wagner		2	0	215	A	Binghamton		2	1							
										174	A	Fordham		1	2							

Non-Div. I Games:

Manhattan

Average RPI Win:		280	WON-LOST RECORD		WINNING PCT. RANK		LAST 10 GAMES		STRENGTH OF SCHEDULE		OPP. STRENGTH OF SCHEDULE		TEAM RPI		ADJ RPI		CONF. RPI		ADJ CONF. RPI				
DIV. I ONLY			3-3-2		.5 152		3-3-2		83		121		106		.53816 109		14		14				
DIV. I NON-CONF.			3-3-2		.5 154		3-3-2		77		114		106		.53816 107		13		13				
TOTALS		RPI 1-25		RPI 26-50		W-L RECORDS		RPI 51-100		RPI 101-150		RPI 150+											
3-3-2		0-2-0		0-1-0		OVERALL		0-0-2		0-0-0		3-0-0											
1-1-2		0-0-0		0-1-0		HOME		0-0-2		0-0-0		1-0-0											
2-2-0		0-2-0		0-0-0		AWAY		0-0-0		0-0-0		2-0-0											
0-0-0		0-0-0		0-0-0		NEUTRAL		0-0-0		0-0-0		0-0-0											
3-3-2		0-2-0		0-1-0		NON-CONFERENCE		0-0-2		0-0-0		3-0-0											
1-1-2		0-0-0		0-1-0		HOME		0-0-2		0-0-0		1-0-0											
2-2-0		0-2-0		0-0-		AWAY		0-0-0		0-0-0		2-0-0											
0-0-0		0-0-0		0-0-0		NEUTRAL		0-0-0		0-0-0		0-0-0											
0-0-0		0-0-0		0-0-0		CONFERENCE		0-0-0		0-0-0		0-0-0											
0-0-0		0-0-0		0-0-0		HOME		0-0-0		0-0-0		0-0-0											
0-0-0		0-0-0		0-0-0		AWAY		0-0-0		0-0-0		0-0-0											
0-0-0		0-0-0		0-0-0		NEUTRAL		0-0-0		0-0-0		0-0-0											
RPI	S	Opponent		Score		RPI	S	Opponent		Score		RPI	S	Opponent		Score							
14	A	Virginia		0	3	46	H	Purdue		1	2	93	H	VCU		3	3	247	H	Appalachian St.		2	1
21	A	Miami (OH)		1	2							95	H	Cincinnati		1	1	284	A	Eastern Ky.		3	1
																		309	A	Eastern Ill.		3	0

Non-Div. I Games:

Marshall

Average RPI Win:		167	WON-LOST RECORD		WINNING PCT. RANK		LAST 10 GAMES		STRENGTH OF SCHEDULE		OPP. STRENGTH OF SCHEDULE		TEAM RPI		ADJ RPI		CONF. RPI		ADJ CONF. RPI				
DIV. I ONLY			4-4-2		.5		152	4-4-2		78		139		105		.53812		110	21		22		
DIV. I NON-CONF.			4-4-2		.5		154	4-4-2		71		135		105		.53812		108	22		23		
TOTALS		RPI 1-25		RPI 26-50		W-L RECORDS		RPI 51-100		RPI 101-150		RPI 150+											
4-4-2		0-2-0		0-0-0		OVERALL		0-1-0		1-1-0		3-0-2											
3-2-1		0-0-0		0-0-0		HOME		0-1-0		1-1-0		2-0-1											
1-2-0		0-2-0		0-0-0		AWAY		0-0-0		0-0-0		1-0-0											
0-0-1		0-0-0		0-0-0		NEUTRAL		0-0-0		0-0-0		0-0-1											
4-4-2		0-2-0		0-0-0		NON-CONFERENCE		0-1-0		1-1-0		3-0-2											
3-2-1		0-0-0		0-0-0		HOME		0-1-0		1-1-0		2-0-1											
1-2-0		0-2-0		0-0-		AWAY		0-0-0		0-0-0		1-0-0											
0-0-1		0-0-0		0-0-0		NEUTRAL		0-0-0		0-0-0		0-0-1											
0-0-0		0-0-0		0-0-0		CONFERENCE		0-0-0		0-0-0		0-0-0											
0-0-0		0-0-0		0-0-0		HOME		0-0-0		0-0-0		0-0-0											
0-0-0		0-0-0		0-0-0		AWAY		0-0-0		0-0-0		0-0-0											
0-0-0		0-0-0		0-0-0		NEUTRAL		0-0-0		0-0-0		0-0-0											
RPI	S	Opponent		Score		RPI	S	Opponent		Score		RPI	S	Opponent		Score							
13	A	Georgia		0	3							66	H	East Carolina		0	1	142	H	Army		2	1
17	A	West Virginia		0	2													143	H	Charlotte		0	1
																		170	H	James Madison		1	0
																		173	H	High Point		3	0
																		182	A	Liberty		1	0
																		183	H	North Carolina St.		2	2
																		254	N	Indiana St.		2	2

Non-Div. I Games:

UNC Greensboro

Average RPI Win: 190		WON-LOST	WINNING	LAST 10	STRENGTH OF		OPP. STRENGTH	TEAM	ADJ	CONF.	ADJ CONF.
Average RPI Loss: 71		RECORD	PCT. RANK	GAMES	SCHEDULE		OF SCHEDULE	RPI	RPI	RPI	RPI
DIV. I ONLY		5-2-1	.6875	64	5-2-1		215	101	107	.53801	111
DIV. I NON-CONF.		5-2-1	.6875	69	5-2-1		216	97	107	.53801	109
TOTALS		RPI 1-25	RPI 26-50		W-L RECORDS		RPI 51-100		RPI 101-150		RPI 150+
5-2-1	0-0-0	0-1-0		OVERALL		1-0-0		1-1-0		3-0-1	
2-0-1	0-0-0	0-0-0		HOME		0-0-0		0-0-0		2-0-1	
2-2-0	0-0-0	0-1-0		AWAY		1-0-0		0-1-0		1-0-0	
1-0-0	0-0-0	0-0-0		NEUTRAL		0-0-0		1-0-0		0-0-0	
5-2-1	0-0-0	0-1-0		NON-CONFERENCE		1-0-0		1-1-0		3-0-1	
2-0-1	0-0-0	0-0-0		HOME		0-0-0		0-0-0		2-0-1	
2-2-0	0-0-0	0-0-		AWAY		1-0-0		0-1-0		1-0-0	
1-0-0	0-0-0	0-0-0		NEUTRAL		0-0-0		1-0-0		0-0-0	
0-0-0	0-0-0	0-0-0		CONFERENCE		0-0-0		0-0-0		0-0-0	
0-0-0	0-0-0	0-0-0		HOME		0-0-0		0-0-0		0-0-0	
0-0-0	0-0-0	0-0-0		AWAY		0-0-0		0-0-0		0-0-0	
0-0-0	0-0-0	0-0-0		NEUTRAL		0-0-0		0-0-0		0-0-0	
RPI S	Opponent	Score	RPI S	Opponent	Score	RPI S	Opponent	Score	RPI S	Opponent	Score
			27 A	Auburn	0 3				106 N	Indiana	2 1
									115 A	Jacksonville	0 2
									209 H	Mercer	2 0
									216 H	Coastal Caro.	2 2
									255 A	Francis Marion	2 1
									279 H	Alabama St.	3 0
LAST 10 GAMES											
			216 H	Coastal Caro.	2 2		115 A	Jacksonville	0 2		
			279 H	Alabama St.	3 0		99 A	UNC Wilmington	2 0		
			209 H	Mercer	2 0		255 A	Francis Marion	2 1		
			27 A	Auburn	0 3						
			106 N	Indiana	2 1						

Non-Div. I Games:

Ga. Southern

Average RPI Win:	182	WON-LOST RECORD	WINNING PCT. RANK	LAST 10 GAMES	STRENGTH OF SCHEDULE	OPP. STRENGTH OF SCHEDULE	TEAM RPI	ADJ RPI	CONF. RPI	ADJ CONF. RPI		
Average RPI Loss:	70											
DIV. I ONLY		4-4-1	.5	152	4-4-1	85	128	110	.53724	112	22	21
DIV. I NON-CONF.		4-4-1	.5	154	4-4-1	79	122	108	.53724	110	23	22

TOTALS	RPI 1-25	RPI 26-50		W-L RECORDS		RPI 51-100		RPI 101-150		RPI 150+		
4-4-1	0-0-0	0-1-0		OVERALL		1-2-0		1-1-0		2-0-1		
3-1-0	0-0-0	0-1-0		HOME		1-0-0		1-0-0		1-0-0		
1-3-1	0-0-0	0-0-0		AWAY		0-2-0		0-1-0		1-0-1		
0-0-0	0-0-0	0-0-0		NEUTRAL		0-0-0		0-0-0		0-0-0		
4-4-1	0-0-0	0-1-0		NON-CONFERENCE		1-2-0		1-1-0		2-0-1		
3-1-0	0-0-0	0-1-0		HOME		1-0-0		1-0-0		1-0-0		
1-3-1	0-0-0	0-0-		AWAY		0-2-0		0-1-0		1-0-1		
0-0-0	0-0-0	0-0-0		NEUTRAL		0-0-0		0-0-0		0-0-0		
0-0-0	0-0-0	0-0-0		CONFERENCE		0-0-0		0-0-0		0-0-0		
0-0-0	0-0-0	0-0-0		HOME		0-0-0		0-0-0		0-0-0		
0-0-0	0-0-0	0-0-0		AWAY		0-0-0		0-0-0		0-0-0		
0-0-0	0-0-0	0-0-0		NEUTRAL		0-0-0		0-0-0		0-0-0		
RPI	S	Opponent	Score	RPI	S	Opponent	Score	RPI	S	Opponent	Score	
29	H	Kansas	0 2	54	A	Colorado	1 2	125	A	Colorado Col.	2 3	
				71	A	Long Beach St.	1 2	130	H	San Francisco	1 0	
				86	H	Iowa St.	2 1	151	A	Nevada	1 1	
								225	A	Cal St. Fullerton	2 1	
								285	H	Detroit	1 0	

LAST 10 GAMES												
29	H	Kansas	0 2	130	H	San Francisco	1 0					
285	H	Detroit	1 0	86	H	Iowa St.	2 1					
71	A	Long Beach St.	1 2	54	A	Colorado	1 2					
225	A	Cal St. Fullerton	2 1	151	A	Nevada	1 1					
125	A	Colorado Col.	2 3									

Non-Div. I Games:

Denver

Average RPI Win:	218	WON-LOST RECORD	WINNING PCT. RANK	LAST 10 GAMES	STRENGTH OF SCHEDULE	OPP. STRENGTH OF SCHEDULE	TEAM RPI	ADJ RPI	CONF. RPI	ADJ CONF. RPI	
DIV. I ONLY		5-2-1	.6875 64	5-2-1	212	118	112	.53643 113	7	7	
DIV. I NON-CONF.		5-2-1	.6875 69	5-2-1	213	111	110	.53643 111	7	7	
<hr/>											
TOTALS	RPI 1-25	RPI 26-50		W-L RECORDS	RPI 51-100		RPI 101-150		RPI 150+		
5-2-1	0-1-0	0-0-0		OVERALL	0-1-0		1-0-0		4-0-1		
4-0-0	0-0-0	0-0-0		HOME	0-0-0		0-0-0		4-0-0		
1-2-1	0-1-0	0-0-0		AWAY	0-1-0		1-0-0		0-0-1		
0-0-0	0-0-0	0-0-0		NEUTRAL	0-0-0		0-0-0		0-0-0		
5-2-1	0-1-0	0-0-0		NON-CONFERENCE	0-1-0		1-0-0		4-0-1		
4-0-0	0-0-0	0-0-0		HOME	0-0-0		0-0-0		4-0-0		
1-2-1	0-1-0	0-0-		AWAY	0-1-0		1-0-0		0-0-1		
0-0-0	0-0-0	0-0-0		NEUTRAL	0-0-0		0-0-0		0-0-0		
0-0-0	0-0-0	0-0-0		CONFERENCE	0-0-0		0-0-0		0-0-0		
0-0-0	0-0-0	0-0-0		HOME	0-0-0		0-0-0		0-0-0		
0-0-0	0-0-0	0-0-0		AWAY	0-0-0		0-0-0		0-0-0		
0-0-0	0-0-0	0-0-0		NEUTRAL	0-0-0		0-0-0		0-0-0		
RPI S	Opponent	Score	RPI S	Opponent	Score	RPI S	Opponent	Score	RPI S	Opponent	Score
3 A	UCLA	1 4				84 A	Oregon	0 1	116 A	UC Santa Barbara	2 1
									202 H	Cleveland St.	2 0
									225 H	Cal St. Fullerton	1 0
									236 H	Weber St.	3 1
									240 A	Oregon St.	0 0
									311 H	New Mexico St.	3 1
<hr/>											
LAST 10 GAMES											
84 A	Oregon	0 1	3 A	UCLA	1 4						
240 A	Oregon St.	0 0	236 H	Weber St.	3 1						
202 H	Cleveland St.	2 0	225 H	Cal St. Fullerton	1 0						
311 H	New Mexico St.	3 1	116 A	UC Santa Barbara	2 1						

Non-Div. I Games:

Loyola Marymount

Average RPI Win: 243		WON-LOST RECORD		WINNING PCT. RANK		LAST 10 GAMES		STRENGTH OF SCHEDULE		OPP. STRENGTH OF SCHEDULE		TEAM RPI		ADJ RPI		CONF. RPI		ADJ CONF. RPI	
DIV. I ONLY		5-5-0		.5 152		5-5-0		67		212		113		.53628 114		10		10	
DIV. I NON-CONF.		5-5-0		.5 154		5-5-0		61		211		111		.53628 112		10		10	
TOTALS		RPI 1-25		RPI 26-50		W-L RECORDS		RPI 51-100		RPI 101-150		RPI 150+							
5-5-0		0-1-0		0-3-0		OVERALL		0-0-0		0-0-0		5-1-0							
2-4-0		0-1-0		0-3-0		HOME		0-0-0		0-0-0		2-0-0							
2-1-0		0-0-0		0-0-0		AWAY		0-0-0		0-0-0		2-1-0							
1-0-0		0-0-0		0-0-0		NEUTRAL		0-0-0		0-0-0		1-0-0							
5-5-0		0-1-0		0-3-0		NON-CONFERENCE		0-0-0		0-0-0		5-1-0							
2-4-0		0-1-0		0-3-0		HOME		0-0-0		0-0-0		2-0-0							
2-1-0		0-0-0		0-0-		AWAY		0-0-0		0-0-0		2-1-0							
1-0-0		0-0-0		0-0-0		NEUTRAL		0-0-0		0-0-0		1-0-0							
0-0-0		0-0-0		0-0-0		CONFERENCE		0-0-0		0-0-0		0-0-0							
0-0-0		0-0-0		0-0-0		HOME		0-0-0		0-0-0		0-0-0							
0-0-0		0-0-0		0-0-0		AWAY		0-0-0		0-0-0		0-0-0							
0-0-0		0-0-0		0-0-0		NEUTRAL		0-0-0		0-0-0		0-0-0							
RPI	S	Opponent		Score		RPI	S	Opponent		Score		RPI	S	Opponent		Score			
3	H	UCLA		0 6		31	H	Washington St.		1 3		177	A	Montana		2 1			
						35	H	Arizona St.		2 5		178	H	Seattle		2 1			
						43	H	Texas		1 2		236	A	Weber St.		4 3			
												239	A	Idaho St.		4 5			
												308	N	Eastern Wash.		3 1			
												314	H	Northern Ill.		3 2			
LAST 10 GAMES																			
						177	A	Montana		2 1		308	N	Eastern Wash.		3 1			
						178	H	Seattle		2 1		239	A	Idaho St.		4 5			
						314	H	Northern Ill.		3 2		236	A	Weber St.		4 3			
						43	H	Texas		1 2		31	H	Washington St.		1 3			
						35	H	Arizona St.		2 5		3	H	UCLA		0 6			

Non-Div. I Games:

Hawaii

Average RPI Win:	189	WON-LOST RECORD	WINNING PCT. RANK	LAST 10 GAMES	STRENGTH OF SCHEDULE	OPP. STRENGTH OF SCHEDULE	TEAM RPI	ADJ RPI	CONF. RPI	ADJ CONF. RPI	
DIV. I ONLY		6-4-1	.59091 116	5-4-1	135	154	115	.53597 115	20	20	
DIV. I NON-CONF.		6-4-1	.59091 119	5-4-1	132	154	113	.53597 113	20	20	
<hr/>											
TOTALS	RPI 1-25		RPI 26-50	W-L RECORDS		RPI 51-100		RPI 101-150		RPI 150+	
6-4-1	0-0-0		0-1-0	OVERALL		0-1-0		2-0-0		4-2-1	
4-2-1	0-0-0		0-1-0	HOME		0-0-0		2-0-0		2-1-1	
1-2-0	0-0-0		0-0-0	AWAY		0-1-0		0-0-0		1-1-0	
1-0-0	0-0-0		0-0-0	NEUTRAL		0-0-0		0-0-0		1-0-0	
<hr/>											
6-4-1	0-0-0		0-1-0	NON-CONFERENCE		0-1-0		2-0-0		4-2-1	
4-2-1	0-0-0		0-1-0	HOME		0-0-0		2-0-0		2-1-1	
1-2-0	0-0-0		0-0-	AWAY		0-1-0		0-0-0		1-1-0	
1-0-0	0-0-0		0-0-0	NEUTRAL		0-0-0		0-0-0		1-0-0	
<hr/>											
0-0-0	0-0-0		0-0-0	CONFERENCE		0-0-0		0-0-0		0-0-0	
0-0-0	0-0-0		0-0-0	HOME		0-0-0		0-0-0		0-0-0	
0-0-0	0-0-0		0-0-0	AWAY		0-0-0		0-0-0		0-0-0	
0-0-0	0-0-0		0-0-0	NEUTRAL		0-0-0		0-0-0		0-0-0	
<hr/>											
RPI S	Opponent	Score	RPI S	Opponent	Score	RPI S	Opponent	Score	RPI S	Opponent	Score
			28 H	Boston College	0 1	72 A	Furman	0 2	111 H	Ga. Southern	2 0
									134 H	Fla. Atlantic	1 0
									157 A	Miami (FL)	0 1
									167 H	Bucknell	1 2
									173 H	High Point	0 0
									180 N	UAB	2 1
									216 H	Coastal Caro.	2 1
									234 A	Col. of Charleston	2 1
									257 H	Lafayette	3 0
<hr/>											
LAST 10 GAMES											
			111 H	Ga. Southern	2 0	72 A	Furman	0 2			
			157 A	Miami (FL)	0 1	167 H	Bucknell	1 2			
			257 H	Lafayette	3 0	134 H	Fla. Atlantic	1 0			
			28 H	Boston College	0 1	234 A	Col. of Charleston	2 1			
			173 H	High Point	0 0	180 N	UAB	2 1			

Non-Div. I Games:

Jacksonville

Average RPI Win:		262	WON-LOST RECORD		WINNING PCT. RANK		LAST 10 GAMES		STRENGTH OF SCHEDULE		OPP. STRENGTH OF SCHEDULE		TEAM RPI		ADJ RPI		CONF. RPI		ADJ CONF. RPI					
DIV. I ONLY			5-3-2		.6		107		5-3-2		124		245		116		.53583		116		10		10	
DIV. I NON-CONF.			5-3-2		.6		111		5-3-2		122		247		115		.53583		115		10		10	
TOTALS		RPI 1-25		RPI 26-50		W-L RECORDS		RPI 51-100		RPI 101-150		RPI 150+												
5-3-2		0-1-0		0-0-0		OVERALL		0-1-1		0-1-0		5-0-1												
3-1-1		0-0-0		0-0-0		HOME		0-0-0		0-1-0		3-0-1												
2-2-1		0-1-0		0-0-0		AWAY		0-1-1		0-0-0		2-0-0												
0-0-0		0-0-0		0-0-0		NEUTRAL		0-0-0		0-0-0		0-0-0												
5-3-2		0-1-0		0-0-0		NON-CONFERENCE		0-1-1		0-1-0		5-0-1												
3-1-1		0-0-0		0-0-0		HOME		0-0-0		0-1-0		3-0-1												
2-2-1		0-1-0		0-0-		AWAY		0-1-1		0-0-0		2-0-0												
0-0-0		0-0-0		0-0-0		NEUTRAL		0-0-0		0-0-0		0-0-0												
0-0-0		0-0-0		0-0-0		CONFERENCE		0-0-0		0-0-0		0-0-0												
0-0-0		0-0-0		0-0-0		HOME		0-0-0		0-0-0		0-0-0												
0-0-0		0-0-0		0-0-0		AWAY		0-0-0		0-0-0		0-0-0												
0-0-0		0-0-0		0-0-0		NEUTRAL		0-0-0		0-0-0		0-0-0												
RPI	S	Opponent		Score		RPI	S	Opponent		Score		RPI	S	Opponent		Score								
4	A	Stanford		0 2						95	A	Cincinnati		2 2		113	H	Loyola Marymount		1 2				
										97	A	Dayton		0 2		202	H	Cleveland St.		3 0				
																218	H	San Jose St.		0 0				
																228	H	Southern Utah		2 0				
																282	A	Pacific		6 1				
																293	H	Bakersfield		2 0				
																304	A	Sacramento St.		2 0				
LAST 10 GAMES																								
282	A	Pacific		6 1		304	A	Sacramento St.		2 0		293	H	Bakersfield		2 0								
95	A	Cincinnati		2 2		293	H	Bakersfield		2 0		218	H	San Jose St.		0 0								
97	A	Dayton		0 2		218	H	San Jose St.		0 0		113	H	Loyola Marymount		1 2								
228	H	Southern Utah		2 0		4	A	Stanford		0 2														
202	H	Cleveland St.		3 0																				

Non-Div. I Games:

UC Santa Barbara

Average RPI Win: 242		WON-LOST	WINNING		LAST 10	STRENGTH OF		OPP. STRENGTH	TEAM	ADJ	CONF.	ADJ CONF.					
Average RPI Loss: 85		RECORD	PCT. RANK		GAMES	SCHEDULE		OF SCHEDULE	RPI	RPI	RPI	RPI					
DIV. I ONLY		4-3-1	.5625	124	4-3-1	87		279	117	.53492	117	24	24				
DIV. I NON-CONF.		4-3-1	.5625	128	4-3-1	80		280	116	.53492	116	24	24				
TOTALS		RPI 1-25		RPI 26-50		W-L RECORDS		RPI 51-100		RPI 101-150		RPI 150+					
4-3-1		0-0-0		0-1-0		OVERALL		0-1-0		0-1-0		4-0-1					
3-0-1		0-0-0		0-0-0		HOME		0-0-0		0-0-0		3-0-1					
1-2-0		0-0-0		0-1-0		AWAY		0-1-0		0-0-0		1-0-0					
0-1-0		0-0-0		0-0-0		NEUTRAL		0-0-0		0-1-0		0-0-0					
4-3-1		0-0-0		0-1-0		NON-CONFERENCE		0-1-0		0-1-0		4-0-1					
3-0-1		0-0-0		0-0-0		HOME		0-0-0		0-0-0		3-0-1					
1-2-0		0-0-0		0-0-		AWAY		0-1-0		0-0-0		1-0-0					
0-1-0		0-0-0		0-0-0		NEUTRAL		0-0-0		0-1-0		0-0-0					
0-0-0		0-0-0		0-0-0		CONFERENCE		0-0-0		0-0-0		0-0-0					
0-0-0		0-0-0		0-0-0		HOME		0-0-0		0-0-0		0-0-0					
0-0-0		0-0-0		0-0-0		AWAY		0-0-0		0-0-0		0-0-0					
0-0-0		0-0-0		0-0-0		NEUTRAL		0-0-0		0-0-0		0-0-0					
RPI	S	Opponent		Score		RPI	S	Opponent		Score		RPI	S	Opponent		Score	
						40	A	Arizona	0	1			92	A	UNLV	1	2
													123	N	UC Riverside	2	4
													176	A	UTEP	1	0
													235	H	South Dakota	3	2
													238	H	Valparaiso	0	0
													271	H	Wright St.	1	0
													286	H	Grand Canyon	2	0
LAST 10 GAMES																	
						176	A	UTEP	1	0			286	H	Grand Canyon	2	0
						123	N	UC Riverside	2	4			271	H	Wright St.	1	0
						92	A	UNLV	1	2			235	H	South Dakota	3	2
													238	H	Valparaiso	0	0
													40	A	Arizona	0	1

Non-Div. I Games:

Northern Ariz.

[illegible]

Non-Div. I Games:

Oral Roberts

Average RPI Win:	181	WON-LOST RECORD	WINNING PCT. RANK	LAST 10 GAMES	STRENGTH OF SCHEDULE	OPP. STRENGTH OF SCHEDULE	TEAM RPI	ADJ RPI	CONF. RPI	ADJ CONF. RPI	
Average RPI Loss:	68										
DIV. I ONLY		3-5-1	.38889 224	3-5-1	55	89	119	.53194 119	11	11	
DIV. I NON-CONF.		3-5-1	.38889 225	3-5-1	47	83	118	.53194 118	11	11	
<hr/>											
TOTALS	RPI 1-25	RPI 26-50		W-L RECORDS	RPI 51-100		RPI 101-150		RPI 150+		
3-5-1	0-1-0	0-0-0		OVERALL	0-4-0		1-0-1		2-0-0		
2-1-1	0-0-0	0-0-0		HOME	0-1-0		1-0-1		1-0-0		
1-4-0	0-1-0	0-0-0		AWAY	0-3-0		0-0-0		1-0-0		
0-0-0	0-0-0	0-0-0		NEUTRAL	0-0-0		0-0-0		0-0-0		
3-5-1	0-1-0	0-0-0		NON-CONFERENCE	0-4-0		1-0-1		2-0-0		
2-1-1	0-0-0	0-0-0		HOME	0-1-0		1-0-1		1-0-0		
1-4-0	0-1-0	0-0-		AWAY	0-3-0		0-0-0		1-0-0		
0-0-0	0-0-0	0-0-0		NEUTRAL	0-0-0		0-0-0		0-0-0		
0-0-0	0-0-0	0-0-0		CONFERENCE	0-0-0		0-0-0		0-0-0		
0-0-0	0-0-0	0-0-0		HOME	0-0-0		0-0-0		0-0-0		
0-0-0	0-0-0	0-0-0		AWAY	0-0-0		0-0-0		0-0-0		
0-0-0	0-0-0	0-0-0		NEUTRAL	0-0-0		0-0-0		0-0-0		
RPI S	Opponent	Score	RPI S	Opponent	Score	RPI S	Opponent	Score	RPI S	Opponent	Score
10 A	Clemson	0 3				60 H	Temple	2 3	101 H	George Washington	2 0
						77 A	Buffalo	0 1	104 H	Syracuse	2 2
						93 A	VCU	0 1	201 A	Villanova	2 1
						98 A	Niagara	0 1	241 H	Wagner	1 0
<hr/>											
			LAST 10 GAMES								
			101 H George Washington 2 0			241 H Wagner 1 0					
			104 H Syracuse 2 2			77 A Buffalo 0 1					
			10 A Clemson 0 3			98 A Niagara 0 1					
			60 H Temple 2 3			201 A Villanova 2 1					
			93 A VCU 0 1								

Non-Div. I Games:

Drexel

Average RPI Win:	200	WON-LOST RECORD	WINNING PCT. RANK	LAST 10 GAMES	STRENGTH OF SCHEDULE	OPP. STRENGTH OF SCHEDULE	TEAM RPI	ADJ RPI	CONF. RPI	ADJ CONF. RPI					
DIV. I ONLY		3-6-0	.33333	249	3-6-0	52	18	121	.53136	121	27	27			
DIV. I NON-CONF.		3-6-0	.33333	251	3-6-0	45	17	119	.53136	119	27	27			

TOTALS	RPI 1-25		RPI 26-50		W-L RECORDS		RPI 51-100		RPI 101-150		RPI 150+				
3-6-0	0-3-0		0-2-0		OVERALL		0-1-0		1-0-0		2-0-0				
0-2-0	0-1-0		0-1-0		HOME		0-0-0		0-0-0		0-0-0				
2-2-0	0-1-0		0-1-0		AWAY		0-0-0		1-0-0		1-0-0				
1-2-0	0-1-0		0-0-0		NEUTRAL		0-1-0		0-0-0		1-0-0				
3-6-0	0-3-0		0-2-0		NON-CONFERENCE		0-1-0		1-0-0		2-0-0				
0-2-0	0-1-0		0-1-0		HOME		0-0-0		0-0-0		0-0-0				
2-2-0	0-1-0		0-0-		AWAY		0-0-0		1-0-0		1-0-0				
1-2-0	0-1-0		0-0-0		NEUTRAL		0-1-0		0-0-0		1-0-0				
0-0-0	0-0-0		0-0-0		CONFERENCE		0-0-0		0-0-0		0-0-0				
0-0-0	0-0-0		0-0-0		HOME		0-0-0		0-0-0		0-0-0				
0-0-0	0-0-0		0-0-0		AWAY		0-0-0		0-0-0		0-0-0				
0-0-0	0-0-0		0-0-0		NEUTRAL		0-0-0		0-0-0		0-0-0				
RPI	S	Opponent	Score	RPI	S	Opponent	Score	RPI	S	Opponent	Score	RPI	S	Opponent	Score
5	A	South Carolina	0 2	27	A	Auburn	0 2	84	N	Oregon	0 2	135	A	Marquette	5 4
19	N	Tennessee	0 5	28	H	Boston College	0 2					232	A	Loyola Chicago	2 1
22	H	DePaul	2 3									234	N	Col. of Charleston	4 2

Non-Div. I Games:

Milwaukee

Average RPI Win: 229		WON-LOST	WINNING	LAST 10	STRENGTH OF		OPP. STRENGTH	TEAM	ADJ	CONF.	ADJ CONF.
Average RPI Loss: 103		RECORD	PCT. RANK	GAMES	SCHEDULE		OF SCHEDULE	RPI	RPI	RPI	RPI
DIV. I ONLY		3-5-0	.375	232	3-5-0		12	306	122	.53108	122
DIV. I NON-CONF.		3-4-0	.42857	211	3-4-0		15	313	102	.54005	103
TOTALS		RPI 1-25	RPI 26-50		W-L RECORDS		RPI 51-100		RPI 101-150		RPI 150+
3-5-0		0-0-0	0-0-0		OVERALL		0-4-0		1-0-0		2-1-0
2-4-0		0-0-0	0-0-0		HOME		0-3-0		1-0-0		1-1-0
1-1-0		0-0-0	0-0-0		AWAY		0-1-0		0-0-0		1-0-0
0-0-0		0-0-0	0-0-0		NEUTRAL		0-0-0		0-0-0		0-0-0
3-4-0		0-0-0	0-0-0		NON-CONFERENCE		0-3-0		1-0-0		2-1-0
2-3-0		0-0-0	0-0-0		HOME		0-2-0		1-0-0		1-1-0
1-1-0		0-0-0	0-0-		AWAY		0-1-0		0-0-0		1-0-0
0-0-0		0-0-0	0-0-0		NEUTRAL		0-0-0		0-0-0		0-0-0
0-1-0		0-0-0	0-0-0		CONFERENCE		0-1-0		0-0-0		0-0-0
0-1-0		0-0-0	0-0-0		HOME		0-1-0		0-0-0		0-0-0
0-0-0		0-0-0	0-0-0		AWAY		0-0-0		0-0-0		0-0-0
0-0-0		0-0-0	0-0-0		NEUTRAL		0-0-0		0-0-0		0-0-0
RPI S	Opponent	Score	RPI S	Opponent	Score	RPI S	Opponent	Score	RPI S	Opponent	Score
						56 H	Ole Miss	0 1	137 H	Louisiana Tech	2 1
						72 A	Furman	1 2	206 H	South Ala.	0 2
						86 H	Iowa St.	1 5	252 H	Southern Miss.	2 1
						95 H	Cincinnati	0 1	299 A	Arkansas St.	5 0
LAST 10 GAMES						56 H	Ole Miss	0 1			
						72 A	Furman	1 2	137 H	Louisiana Tech	2 1
						95 H	Cincinnati	0 1	206 H	South Ala.	0 2
						86 H	Iowa St.	1 5	299 A	Arkansas St.	5 0
									252 H	Southern Miss.	2 1

Non-Div. I Games:

Mississippi St.

Average RPI Win:		242	WON-LOST RECORD		WINNING PCT. RANK	LAST 10 GAMES		STRENGTH OF SCHEDULE		OPP. STRENGTH OF SCHEDULE		TEAM RPI	ADJ RPI	CONF. RPI	ADJ CONF. RPI
Average RPI Loss:		99													
DIV. I ONLY			4-2-2		.625 92	4-2-2		182		117		124	.53054 123	10	10
DIV. I NON-CONF.			4-2-2		.625 96	4-2-2		180		110		123	.53054 120	10	10
TOTALS		RPI 1-25		RPI 26-50		W-L RECORDS		RPI 51-100		RPI 101-150		RPI 150+			
4-2-2		0-0-0		0-1-0		OVERALL		0-0-2		1-0-0		3-1-0			
2-0-0		0-0-0		0-0-0		HOME		0-0-0		0-0-0		2-0-0			
0-2-2		0-0-0		0-1-0		AWAY		0-0-2		0-0-0		0-1-0			
2-0-0		0-0-0		0-0-0		NEUTRAL		0-0-0		1-0-0		1-0-0			
4-2-2		0-0-0		0-1-0		NON-CONFERENCE		0-0-2		1-0-0		3-1-0			
2-0-0		0-0-0		0-0-0		HOME		0-0-0		0-0-0		2-0-0			
0-2-2		0-0-0		0-0-		AWAY		0-0-2		0-0-0		0-1-0			
2-0-0		0-0-0		0-0-0		NEUTRAL		0-0-0		1-0-0		1-0-0			
0-0-0		0-0-0		0-0-0		CONFERENCE		0-0-0		0-0-0		0-0-0			
0-0-0		0-0-0		0-0-0		HOME		0-0-0		0-0-0		0-0-0			
0-0-0		0-0-0		0-0-0		AWAY		0-0-0		0-0-0		0-0-0			
0-0-0		0-0-0		0-0-0		NEUTRAL		0-0-0		0-0-0		0-0-0			
RPI S	Opponent	Score		RPI S	Opponent	Score		RPI S	Opponent	Score		RPI S	Opponent	Score	
				45 A	Southern California	1	8	52 A	San Diego St.	2	2	117 N	Northern Ariz.	4	2
								70 A	Utah Valley	1	1	153 A	Utah St.	0	1
												270 H	UNI	3	0
												286 N	Grand Canyon	3	0
												293 H	Bakersfield	4	0
LAST 10 GAMES															
				153 A	Utah St.	0	1	293 H	Bakersfield	4	0				
				70 A	Utah Valley	1	1	270 H	UNI	3	0				
				286 N	Grand Canyon	3	0	45 A	Southern California	1	8				
								52 A	San Diego St.	2	2				
								117 N	Northern Ariz.	4	2				

Non-Div. I Games:

UC Riverside

Average RPI Win: 218		WON-LOST	WINNING	LAST 10	STRENGTH OF		OPP. STRENGTH	TEAM	ADJ		CONF.	ADJ CONF.			
Average RPI Loss: 46		RECORD	PCT. RANK	GAMES	SCHEDULE		OF SCHEDULE	RPI	RPI		RPI	RPI			
DIV. I ONLY		4-5-0	.44444	190	4-5-0		94	54	123	.52918	124	10	10		
DIV. I NON-CONF.		4-5-0	.44444	191	4-5-0		91	49	122	.52918	123	10	10		
TOTALS		RPI 1-25	RPI 26-50		W-L RECORDS		RPI 51-100		RPI 101-150		RPI 150+				
4-5-0		0-2-0	0-1-0		OVERALL		0-1-0		1-1-0		3-0-0				
2-1-0		0-0-0	0-0-0		HOME		0-0-0		0-1-0		2-0-0				
2-4-0		0-2-0	0-1-0		AWAY		0-1-0		1-0-0		1-0-0				
0-0-0		0-0-0	0-0-0		NEUTRAL		0-0-0		0-0-0		0-0-0				
4-5-0		0-2-0	0-1-0		NON-CONFERENCE		0-1-0		1-1-0		3-0-0				
2-1-0		0-0-0	0-0-0		HOME		0-0-0		0-1-0		2-0-0				
2-4-0		0-2-0	0-0-		AWAY		0-1-0		1-0-0		1-0-0				
0-0-0		0-0-0	0-0-0		NEUTRAL		0-0-0		0-0-0		0-0-0				
0-0-0		0-0-0	0-0-0		CONFERENCE		0-0-0		0-0-0		0-0-0				
0-0-0		0-0-0	0-0-0		HOME		0-0-0		0-0-0		0-0-0				
0-0-0		0-0-0	0-0-0		AWAY		0-0-0		0-0-0		0-0-0				
0-0-0		0-0-0	0-0-0		NEUTRAL		0-0-0		0-0-0		0-0-0				
RPI S	Opponent	Score		RPI S	Opponent	Score		RPI S	Opponent	Score		RPI S	Opponent	Score	
4 A	Stanford	0	2	26 A	California	1	2	59 A	Oklahoma St.	1	2	118 A	Oral Roberts	2	1
7 A	Pepperdine	1	2									134 H	Fla. Atlantic	0	2
												218 A	San Jose St.	2	0
												237 H	Lamar	2	1
												297 H	Fresno St.	6	1
LAST 10 GAMES															
4 A	Stanford	0	2	26 A	California	1	2	218 A	San Jose St.	2	0				
297 H	Fresno St.	6	1					134 H	Fla. Atlantic	0	2				
118 A	Oral Roberts	2	1					237 H	Lamar	2	1				
59 A	Oklahoma St.	1	2					7 A	Pepperdine	1	2				

Non-Div. I Games:

Cal Poly

Average RPI Win:	216	WON-LOST RECORD	WINNING PCT. RANK	LAST 10 GAMES	STRENGTH OF SCHEDULE	OPP. STRENGTH OF SCHEDULE	TEAM RPI	ADJ RPI	CONF. RPI	ADJ CONF. RPI		
DIV. I ONLY		4-2-2	.625	92	4-2-2	195	119	128	.52715	125	16	16
DIV. I NON-CONF.		4-2-2	.625	96	4-2-2	193	112	126	.52715	125	16	16
<hr/>												
TOTALS	RPI 1-25	RPI 26-50			W-L RECORDS		RPI 51-100		RPI 101-150		RPI 150+	
4-2-2	0-0-0	0-1-1			OVERALL		0-0-0		1-0-1		3-1-0	
4-0-1	0-0-0	0-0-0			HOME		0-0-0		1-0-1		3-0-0	
0-2-1	0-0-0	0-1-1			AWAY		0-0-0		0-0-0		0-1-0	
0-0-0	0-0-0	0-0-0			NEUTRAL		0-0-0		0-0-0		0-0-0	
<hr/>												
4-2-2	0-0-0	0-1-1			NON-CONFERENCE		0-0-0		1-0-1		3-1-0	
4-0-1	0-0-0	0-0-0			HOME		0-0-0		1-0-1		3-0-0	
0-2-1	0-0-0	0-1-			AWAY		0-0-0		0-0-0		0-1-0	
0-0-0	0-0-0	0-0-0			NEUTRAL		0-0-0		0-0-0		0-0-0	
<hr/>												
0-0-0	0-0-0	0-0-0			CONFERENCE		0-0-0		0-0-0		0-0-0	
0-0-0	0-0-0	0-0-0			HOME		0-0-0		0-0-0		0-0-0	
0-0-0	0-0-0	0-0-0			AWAY		0-0-0		0-0-0		0-0-0	
0-0-0	0-0-0	0-0-0			NEUTRAL		0-0-0		0-0-0		0-0-0	
<hr/>												
RPI S	Opponent	Score	RPI S	Opponent	Score	RPI S	Opponent	Score	RPI S	Opponent	Score	
			39 A	Colgate	0 0				112 H	Denver	3 2	
			49 A	BYU	0 4				135 H	Marquette	0 0	
									198 A	Northern Colo.	2 3	
									236 H	Weber St.	5 2	
									246 H	Central Mich.	3 1	
									269 H	Oakland	1 0	
<hr/>												
LAST 10 GAMES												
			49 A	BYU	0 4	39 A	Colgate	0 0				
			246 H	Central Mich.	3 1	112 H	Denver	3 2				
			269 H	Oakland	1 0	198 A	Northern Colo.	2 3				
			135 H	Marquette	0 0							
			236 H	Weber St.	5 2							

Non-Div. I Games:

Colorado Col.

Average RPI Win: 242		WON-LOST RECORD	WINNING PCT. RANK		LAST 10 GAMES		STRENGTH OF SCHEDULE		OPP. STRENGTH OF SCHEDULE		TEAM RPI		ADJ RPI		CONF. RPI		ADJ CONF. RPI			
Average RPI Loss: 85																				
DIV. I ONLY		5-4-0	.55556	131	5-4-0		130		213		125		.52619		126		12		12	
DIV. I NON-CONF.		5-4-0	.55556	137	5-4-0		125		212		125		.52619		126		12		12	
TOTALS		RPI 1-25		RPI 26-50		W-L RECORDS		RPI 51-100		RPI 101-150		RPI 150+								
5-4-0		0-2-0		0-0-0		OVERALL		0-1-0		0-0-0		5-1-0								
2-0-0		0-0-0		0-0-0		HOME		0-0-0		0-0-0		2-0-0								
3-3-0		0-1-0		0-0-0		AWAY		0-1-0		0-0-0		3-1-0								
0-1-0		0-1-0		0-0-0		NEUTRAL		0-0-0		0-0-0		0-0-0								
5-4-0		0-2-0		0-0-0		NON-CONFERENCE		0-1-0		0-0-0		5-1-0								
2-0-0		0-0-0		0-0-0		HOME		0-0-0		0-0-0		2-0-0								
3-3-0		0-1-0		0-0-		AWAY		0-1-0		0-0-0		3-1-0								
0-1-0		0-1-0		0-0-0		NEUTRAL		0-0-0		0-0-0		0-0-0								
0-0-0		0-0-0		0-0-0		CONFERENCE		0-0-0		0-0-0		0-0-0								
0-0-0		0-0-0		0-0-0		HOME		0-0-0		0-0-0		0-0-0								
0-0-0		0-0-0		0-0-0		AWAY		0-0-0		0-0-0		0-0-0								
0-0-0		0-0-0		0-0-0		NEUTRAL		0-0-0		0-0-0		0-0-0								
RPI	S	Opponent		Score		RPI	S	Opponent		Score		RPI	S	Opponent		Score				
14	A	Virginia		0	4							152	H	Princeton		3	2			
19	N	Tennessee		1	3							210	H	Old Dominion		3	2			
												224	A	Longwood		2	1			
												243	A	Campbell		2	3			
												303	A	Citadel		2	1			
						321	A	Charleston So.		3	1									
LAST 10 GAMES																				
		19 N Tennessee		1	3	210 H Old Dominion		3	2											
		63 A William & Mary		1	4	152 H Princeton		3	2											
		321 A Charleston So.		3	1	224 A Longwood		2	1											
		303 A Citadel		2	1	243 A Campbell		2	3											
		14 A Virginia		0	4															

Non-Div. I Games:

Richmond

Average RPI Win: 251		WON-LOST RECORD		WINNING PCT. RANK		LAST 10 GAMES		STRENGTH OF SCHEDULE		OPP. STRENGTH OF SCHEDULE		TEAM RPI		ADJ RPI		CONF. RPI		ADJ CONF. RPI	
Average RPI Loss: 78																			
DIV. I ONLY		9-1-0		.9 8		9-1-0		304		155		126		.52609 127		23		23	
DIV. I NON-CONF.		7-1-0		.875 17		7-1-0		307		138		136		.51756 136		21		21	
TOTALS		RPI 1-25		RPI 26-50		W-L RECORDS		RPI 51-100		RPI 101-150		RPI 150+							
9-1-0		0-0-0		0-0-0		OVERALL		0-1-0		0-0-0		9-0-0							
6-0-0		0-0-0		0-0-0		HOME		0-0-0		0-0-0		6-0-0							
3-1-0		0-0-0		0-0-0		AWAY		0-1-0		0-0-0		3-0-0							
0-0-0		0-0-0		0-0-0		NEUTRAL		0-0-0		0-0-0		0-0-0							
7-1-0		0-0-0		0-0-0		NON-CONFERENCE		0-1-0		0-0-0		7-0-0							
4-0-0		0-0-0		0-0-0		HOME		0-0-0		0-0-0		4-0-0							
3-1-0		0-0-0		0-0-		AWAY		0-1-0		0-0-0		3-0-0							
0-0-0		0-0-0		0-0-0		NEUTRAL		0-0-0		0-0-0		0-0-0							
2-0-0		0-0-0		0-0-0		CONFERENCE		0-0-0		0-0-0		2-0-0							
2-0-0		0-0-0		0-0-0		HOME		0-0-0		0-0-0		2-0-0							
0-0-0		0-0-0		0-0-0		AWAY		0-0-0		0-0-0		0-0-0							
0-0-0		0-0-0		0-0-0		NEUTRAL		0-0-0		0-0-0		0-0-0							
RPI	S	Opponent		Score	RPI	S	Opponent		Score	RPI	S	Opponent		Score					

Non-Div. I Games:

Southeastern La.

Average RPI Win: 236		WON-LOST RECORD		WINNING PCT. RANK		LAST 10 GAMES		STRENGTH OF SCHEDULE		OPP. STRENGTH OF SCHEDULE		TEAM RPI		ADJ RPI		CONF. RPI		ADJ CONF. RPI					
Average RPI Loss: 36																							
DIV. I ONLY		5-3-1		.61111 99		5-3-1		188		111		127		.52587 128		2		2					
DIV. I NON-CONF.		5-2-1		.6875 69		5-2-1		232		134		124		.52718 124		2		2					
TOTALS		RPI 1-25		RPI 26-50		W-L RECORDS		RPI 51-100		RPI 101-150		RPI 150+											
5-3-1		0-2-0		0-0-0		OVERALL		0-1-0		0-0-0		5-0-1											
4-3-0		0-2-0		0-0-0		HOME		0-1-0		0-0-0		4-0-0											
1-0-1		0-0-0		0-0-0		AWAY		0-0-0		0-0-0		1-0-1											
0-0-0		0-0-0		0-0-0		NEUTRAL		0-0-0		0-0-0		0-0-0											
5-2-1		0-1-0		0-0-0		NON-CONFERENCE		0-1-0		0-0-0		5-0-1											
4-2-0		0-1-0		0-0-0		HOME		0-1-0		0-0-0		4-0-0											
1-0-1		0-0-0		0-0-		AWAY		0-0-0		0-0-0		1-0-1											
0-0-0		0-0-0		0-0-0		NEUTRAL		0-0-0		0-0-0		0-0-0											
0-1-0		0-1-0		0-0-0		CONFERENCE		0-0-0		0-0-0		0-0-0											
0-1-0		0-1-0		0-0-0		HOME		0-0-0		0-0-0		0-0-0											
0-0-0		0-0-0		0-0-0		AWAY		0-0-0		0-0-0		0-0-0											
0-0-0		0-0-0		0-0-0		NEUTRAL		0-0-0		0-0-0		0-0-0											
RPI	S	Opponent		Score		RPI	S	Opponent		Score		RPI	S	Opponent		Score							
14	H	Virginia		0	3							78	H	Memphis		1	2	180	H	UAB	2	0	
15	H	Florida		1	2													186	H	Kennesaw St.	5	1	
																		188	A	Middle Tenn.	2	2	
																		230	H	Jacksonville St.	2	0	
																		279	H	Alabama St.	8	0	
																		307	A	Austin Peay	5	0	
						LAST 10 GAMES																	
						230	H	Jacksonville St.		2	0	279	H	Alabama St.		8	0						
						14	H	Virginia		0	3	15	H	Florida		1	2						
						188	A	Middle Tenn.		2	2	180	H	UAB		2	0						
						307	A	Austin Peay		5	0	186	H	Kennesaw St.		5	1						
						78	H	Memphis		1	2												

Non-Div. I Games:

Alabama

Average RPI Win: 188		WON-LOST	WINNING	LAST 10	STRENGTH OF	OPP. STRENGTH	TEAM	ADJ	CONF.	ADJ CONF.		
Average RPI Loss: 164		RECORD	PCT. RANK	GAMES	SCHEDULE	OF SCHEDULE	RPI	RPI	RPI	RPI		
DIV. I ONLY		5-2-0	.71429	52	5-2-0	249	157	132	.52526	129	8	8
DIV. I NON-CONF.		5-2-0	.71429	56	5-2-0	248	157	130	.52526	127	8	8

TOTALS		RPI 1-25		RPI 26-50		W-L RECORDS		RPI 51-100		RPI 101-150		RPI 150+
5-2-0		0-0-0		1-0-0		OVERALL		1-0-0		0-1-0		3-1-0
3-2-0		0-0-0		0-0-0		HOME		1-0-0		0-1-0		2-1-0
2-0-0		0-0-0		1-0-0		AWAY		0-0-0		0-0-0		1-0-0
0-0-0		0-0-0		0-0-0		NEUTRAL		0-0-0		0-0-0		0-0-0
5-2-0		0-0-0		1-0-0		NON-CONFERENCE		1-0-0		0-1-0		3-1-0
3-2-0		0-0-0		0-0-0		HOME		1-0-0		0-1-0		2-1-0
2-0-0		0-0-0		1-0-		AWAY		0-0-0		0-0-0		1-0-0
0-0-0		0-0-0		0-0-0		NEUTRAL		0-0-0		0-0-0		0-0-0
0-0-0		0-0-0		0-0-0		CONFERENCE		0-0-0		0-0-0		0-0-0
0-0-0		0-0-0		0-0-0		HOME		0-0-0		0-0-0		0-0-0
0-0-0		0-0-0		0-0-0		AWAY		0-0-0		0-0-0		0-0-0
0-0-0		0-0-0		0-0-0		NEUTRAL		0-0-0		0-0-0		0-0-0
RPI	S	Opponent		Score		RPI	S	Opponent		Score		

Non-Div. I Games:

Yale

Average RPI Win:		184	WON-LOST RECORD		WINNING PCT. RANK		LAST 10 GAMES		STRENGTH OF SCHEDULE		OPP. STRENGTH OF SCHEDULE		TEAM RPI		ADJ RPI		CONF. RPI		ADJ CONF. RPI					
DIV. I ONLY			4-4-2		.5		152		4-4-2		145		70		131		.52404		130		7		7	
DIV. I NON-CONF.			4-4-2		.5		154		4-4-2		142		63		129		.52404		128		7		7	
TOTALS		RPI 1-25		RPI 26-50		W-L RECORDS		RPI 51-100		RPI 101-150		RPI 150+												
4-4-2		0-0-0		1-2-0		OVERALL		0-1-1		0-1-0		3-0-1												
1-0-2		0-0-0		0-0-0		HOME		0-0-1		0-0-0		1-0-1												
3-4-0		0-0-0		1-2-0		AWAY		0-1-0		0-1-0		2-0-0												
0-0-0		0-0-0		0-0-0		NEUTRAL		0-0-0		0-0-0		0-0-0												
4-4-2		0-0-0		1-2-0		NON-CONFERENCE		0-1-1		0-1-0		3-0-1												
1-0-2		0-0-0		0-0-0		HOME		0-0-1		0-0-0		1-0-1												
3-4-0		0-0-0		1-0-		AWAY		0-1-0		0-1-0		2-0-0												
0-0-0		0-0-0		0-0-0		NEUTRAL		0-0-0		0-0-0		0-0-0												
0-0-0		0-0-0		0-0-0		CONFERENCE		0-0-0		0-0-0		0-0-0												
0-0-0		0-0-0		0-0-0		HOME		0-0-0		0-0-0		0-0-0												
0-0-0		0-0-0		0-0-0		AWAY		0-0-0		0-0-0		0-0-0												
0-0-0		0-0-0		0-0-0		NEUTRAL		0-0-0		0-0-0		0-0-0												
RPI	S	Opponent		Score		RPI	S	Opponent		Score		RPI	S	Opponent		Score								
				26	A	California	1	3	54	A	Colorado	0	3	112	A	Denver	0	1						
				44	A	Boston U.	1	0	80	H	Portland St.	1	1	151	A	Nevada	3	0						
				47	A	Harvard	0	1						218	H	San Jose St.	1	1						
														259	A	UC Davis	1	0						
														283	H	LIU Brooklyn	3	0						
LAST 10 GAMES																								
				54	A	Colorado	0	3	218	H	San Jose St.	1	1											
				112	A	Denver	0	1	259	A	UC Davis	1	0											
				80	H	Portland St.	1	1	44	A	Boston U.	1	0											
				151	A	Nevada	3	0	47	A	Harvard	0	1											
				26	A	California	1	3	283	H	LIU Brooklyn	3	0											

Non-Div. I Games:

San Francisco

[illegible]

Non-Div. I Games:	Bemidji St.	3	1	Northern St.	3	1
--------------------------	--------------------	----------	----------	---------------------	----------	----------

South Dakota St.

Average RPI Win:	193	WON-LOST RECORD	WINNING PCT. RANK	LAST 10 GAMES	STRENGTH OF SCHEDULE	OPP. STRENGTH OF SCHEDULE	TEAM RPI	ADJ RPI	CONF. RPI	ADJ CONF. RPI	
DIV. I ONLY		5-3-2	.6 107	5-3-2	224	59	134	.5227	132	11 11	
DIV. I NON-CONF.		5-3-2	.6 111	5-3-2	226	52	132	.5227	130	11 11	
<hr/>											
TOTALS	RPI 1-25	RPI 26-50		W-L RECORDS	RPI 51-100		RPI 101-150		RPI 150+		
5-3-2	0-0-0	1-2-0		OVERALL	0-0-1		0-1-0		4-0-1		
3-2-1	0-0-0	0-2-0		HOME	0-0-0		0-0-0		3-0-1		
2-1-1	0-0-0	1-0-0		AWAY	0-0-1		0-1-0		1-0-0		
0-0-0	0-0-0	0-0-0		NEUTRAL	0-0-0		0-0-0		0-0-0		
5-3-2	0-0-0	1-2-0		NON-CONFERENCE	0-0-1		0-1-0		4-0-1		
3-2-1	0-0-0	0-2-0		HOME	0-0-0		0-0-0		3-0-1		
2-1-1	0-0-0	1-0-		AWAY	0-0-1		0-1-0		1-0-0		
0-0-0	0-0-0	0-0-0		NEUTRAL	0-0-0		0-0-0		0-0-0		
0-0-0	0-0-0	0-0-0		CONFERENCE	0-0-0		0-0-0		0-0-0		
0-0-0	0-0-0	0-0-0		HOME	0-0-0		0-0-0		0-0-0		
0-0-0	0-0-0	0-0-0		AWAY	0-0-0		0-0-0		0-0-0		
0-0-0	0-0-0	0-0-0		NEUTRAL	0-0-0		0-0-0		0-0-0		
<hr/>											
RPI S	Opponent	Score	RPI S	Opponent	Score	RPI S	Opponent	Score	RPI S	Opponent	Score
			28 H	Boston College	0 1	74 A	Providence	0 0	141 A	Dartmouth	0 1
			44 A	Boston U.	1 0				205 H	Massachusetts	0 0
			50 H	La Salle	0 1				220 H	New Hampshire	1 0
									221 A	Maine	4 0
									229 H	Albany (NY)	2 0
									253 H	UMass Lowell	3 0
<hr/>											
LAST 10 GAMES											
			141 A	Dartmouth	0 1	229 H	Albany (NY)	2 0			
			44 A	Boston U.	1 0	220 H	New Hampshire	1 0			
			205 H	Massachusetts	0 0	74 A	Providence	0 0			
			221 A	Maine	4 0	50 H	La Salle	0 1			
			28 H	Boston College	0 1	253 H	UMass Lowell	3 0			

Non-Div. I Games:

Northeastern

[illegible]

Non-Div. I Games:

Boise St.

Average RPI Win: 124		WON-LOST	WINNING	LAST 10	STRENGTH OF		OPP. STRENGTH	TEAM	ADJ	CONF.	ADJ CONF.
Average RPI Loss: 108		RECORD	PCT. RANK	GAMES	SCHEDULE		OF SCHEDULE	RPI	RPI	RPI	RPI
DIV. I ONLY		5-4-1	.55	147	5-4-1		180	39	130	.52228	134
DIV. I NON-CONF.		5-4-1	.55	149	5-4-1		177	33	128	.52228	132
TOTALS		RPI 1-25	RPI 26-50		W-L RECORDS		RPI 51-100		RPI 101-150		RPI 150+
5-4-1		0-2-0	1-0-0		OVERALL		0-0-0		2-1-0		2-1-1
2-1-1		0-0-0	0-0-0		HOME		0-0-0		1-0-0		1-1-1
3-3-0		0-2-0	1-0-0		AWAY		0-0-0		1-1-0		1-0-0
0-0-0		0-0-0	0-0-0		NEUTRAL		0-0-0		0-0-0		0-0-0
5-4-1		0-2-0	1-0-0		NON-CONFERENCE		0-0-0		2-1-0		2-1-1
2-1-1		0-0-0	0-0-0		HOME		0-0-0		1-0-0		1-1-1
3-3-0		0-2-0	1-0-		AWAY		0-0-0		1-1-0		1-0-0
0-0-0		0-0-0	0-0-0		NEUTRAL		0-0-0		0-0-0		0-0-0
0-0-0		0-0-0	0-0-0		CONFERENCE		0-0-0		0-0-0		0-0-0
0-0-0		0-0-0	0-0-0		HOME		0-0-0		0-0-0		0-0-0
0-0-0		0-0-0	0-0-0		AWAY		0-0-0		0-0-0		0-0-0
0-0-0		0-0-0	0-0-0		NEUTRAL		0-0-0		0-0-0		0-0-0
RPI S	Opponent	Score		RPI S	Opponent	Score		RPI S	Opponent	Score	
7 A	Pepperdine	0	4	38 A	South Fla.	1	0	115 A	Jacksonville	0	1
16 A	UCF	0	1					124 A	Cal Poly	2	0
								140 H	Brown	1	0
								157 A	Miami (FL)	2	1
								161 H	Wofford	1	0
								276 H	Stetson	2	2
								293 H	Bakersfield	1	2
LAST 10 GAMES											
140 H	Brown	1	0	161 H	Wofford	1	0				
115 A	Jacksonville	0	1	293 H	Bakersfield	1	2				
157 A	Miami (FL)	2	1	7 A	Pepperdine	0	4				
16 A	UCF	0	1	276 H	Stetson	2	2				
124 A	Cal Poly	2	0	38 A	South Fla.	1	0				

Non-Div. I Games:

Fla. Atlantic

Average RPI Win: 158		WON-LOST	WINNING	LAST 10	STRENGTH OF		OPP. STRENGTH	TEAM	ADJ	CONF.	ADJ CONF.
Average RPI Loss: 76		RECORD	PCT. RANK	GAMES	SCHEDULE		OF SCHEDULE	RPI	RPI	RPI	RPI
DIV. I ONLY		4-5-1	.45	185	4-5-1		133	41	136	.52068	135
DIV. I NON-CONF.		4-5-1	.45	188	4-5-1		130	35	134	.52068	133
TOTALS		RPI 1-25	RPI 26-50		W-L RECORDS		RPI 51-100		RPI 101-150		RPI 150+
4-5-1		0-1-0	1-0-0		OVERALL		1-3-0		0-1-1		2-0-0
3-3-0		0-0-0	1-0-0		HOME		1-2-0		0-1-0		1-0-0
0-2-1		0-1-0	0-0-0		AWAY		0-1-0		0-0-1		0-0-0
1-0-0		0-0-0	0-0-0		NEUTRAL		0-0-0		0-0-0		1-0-0
4-5-1		0-1-0	1-0-0		NON-CONFERENCE		1-3-0		0-1-1		2-0-0
3-3-0		0-0-0	1-0-0		HOME		1-2-0		0-1-0		1-0-0
0-2-1		0-1-0	0-0-		AWAY		0-1-0		0-0-1		0-0-0
1-0-0		0-0-0	0-0-0		NEUTRAL		0-0-0		0-0-0		1-0-0
0-0-0		0-0-0	0-0-0		CONFERENCE		0-0-0		0-0-0		0-0-0
0-0-0		0-0-0	0-0-0		HOME		0-0-0		0-0-0		0-0-0
0-0-0		0-0-0	0-0-0		AWAY		0-0-0		0-0-0		0-0-0
0-0-0		0-0-0	0-0-0		NEUTRAL		0-0-0		0-0-0		0-0-0
RPI S	Opponent	Score		RPI S	Opponent	Score		RPI S	Opponent	Score	
6 A	Texas A&M	0	3	29 H	Kansas	1	0	75 H	Nebraska	2	3
								88 H	Northwestern	0	1
								89 A	Minnesota	0	1
								96 H	LSU	2	1
								121 H	Milwaukee	4	5
								125 A	Colorado Col.	0	0
								232 H	Loyola Chicago	3	0
								274 N	New Mexico	2	1
LAST 10 GAMES											
6 A	Texas A&M	0	3	96 H	LSU	2	1				
121 H	Milwaukee	4	5	29 H	Kansas	1	0				
125 A	Colorado Col.	0	0	89 A	Minnesota	0	1				
274 N	New Mexico	2	1	88 H	Northwestern	0	1				
75 H	Nebraska	2	3	232 H	Loyola Chicago	3	0				

Non-Div. I Games:

Marquette

Average RPI Win: 245		WON-LOST	WINNING	LAST 10	STRENGTH OF		OPP. STRENGTH	TEAM	ADJ	CONF.	ADJ CONF.
Average RPI Loss: 57		RECORD	PCT. RANK	GAMES	SCHEDULE		OF SCHEDULE	RPI	RPI	RPI	RPI
DIV. I ONLY		6-2-0	.75	42	6-2-0		273	151	135	.51978	136
DIV. I NON-CONF.		6-2-0	.75	43	6-2-0		271	151	133	.51978	134
TOTALS		RPI 1-25	RPI 26-50		W-L RECORDS		RPI 51-100		RPI 101-150		RPI 150+
6-2-0		0-0-0	0-0-0		OVERALL		0-2-0		0-0-0		6-0-0
4-0-0		0-0-0	0-0-0		HOME		0-0-0		0-0-0		4-0-0
2-2-0		0-0-0	0-0-0		AWAY		0-2-0		0-0-0		2-0-0
0-0-0		0-0-0	0-0-0		NEUTRAL		0-0-0		0-0-0		0-0-0
6-2-0		0-0-0	0-0-0		NON-CONFERENCE		0-2-0		0-0-0		6-0-0
4-0-0		0-0-0	0-0-0		HOME		0-0-0		0-0-0		4-0-0
2-2-0		0-0-0	0-0-		AWAY		0-2-0		0-0-0		2-0-0
0-0-0		0-0-0	0-0-0		NEUTRAL		0-0-0		0-0-0		0-0-0
0-0-0		0-0-0	0-0-0		CONFERENCE		0-0-0		0-0-0		0-0-0
0-0-0		0-0-0	0-0-0		HOME		0-0-0		0-0-0		0-0-0
0-0-0		0-0-0	0-0-0		AWAY		0-0-0		0-0-0		0-0-0
0-0-0		0-0-0	0-0-0		NEUTRAL		0-0-0		0-0-0		0-0-0
RPI S	Opponent	Score	RPI S	Opponent	Score	RPI S	Opponent	Score	RPI S	Opponent	Score
						55 A	Michigan St.	2 3	202 A	Cleveland St.	1 0
						58 A	Illinois St.	0 1	207 H	Saint Louis	2 0
									232 A	Loyola Chicago	1 0
									269 H	Oakland	4 0
									271 H	Wright St.	1 0
									288 H	Ill.-Chicago	3 0
LAST 10 GAMES											
			288 H	Ill.-Chicago	3 0		207 H	Saint Louis	2 0		
			55 A	Michigan St.	2 3		58 A	Illinois St.	0 1		
			232 A	Loyola Chicago	1 0		269 H	Oakland	4 0		
			271 H	Wright St.	1 0						
			202 A	Cleveland St.	1 0						

Non-Div. I Games:

Western Mich.

Average RPI Win: 244		WON-LOST	WINNING	LAST 10	STRENGTH OF		OPP. STRENGTH	TEAM	ADJ	CONF.	ADJ CONF.
Average RPI Loss: 122		RECORD	PCT. RANK	GAMES	SCHEDULE		OF SCHEDULE	RPI	RPI	RPI	RPI
DIV. I ONLY		6-1-1	.8125	28	6-1-1		300	84	137	.51806	137
DIV. I NON-CONF.		6-1-1	.8125	29	6-1-1		297	76	135	.51806	135
TOTALS		RPI 1-25	RPI 26-50		W-L RECORDS		RPI 51-100		RPI 101-150		RPI 150+
6-1-1	0-0-0	0-0-0		OVERALL		0-0-0		1-1-1		5-0-0	
4-0-0	0-0-0	0-0-0		HOME		0-0-0		1-0-0		3-0-0	
2-1-1	0-0-0	0-0-0		AWAY		0-0-0		0-1-1		2-0-0	
0-0-0	0-0-0	0-0-0		NEUTRAL		0-0-0		0-0-0		0-0-0	
6-1-1	0-0-0	0-0-0		NON-CONFERENCE		0-0-0		1-1-1		5-0-0	
4-0-0	0-0-0	0-0-0		HOME		0-0-0		1-0-0		3-0-0	
2-1-1	0-0-0	0-0-		AWAY		0-0-0		0-1-1		2-0-0	
0-0-0	0-0-0	0-0-0		NEUTRAL		0-0-0		0-0-0		0-0-0	
0-0-0	0-0-0	0-0-0		CONFERENCE		0-0-0		0-0-0		0-0-0	
0-0-0	0-0-0	0-0-0		HOME		0-0-0		0-0-0		0-0-0	
0-0-0	0-0-0	0-0-0		AWAY		0-0-0		0-0-0		0-0-0	
0-0-0	0-0-0	0-0-0		NEUTRAL		0-0-0		0-0-0		0-0-0	
RPI S	Opponent	Score	RPI S	Opponent	Score	RPI S	Opponent	Score	RPI S	Opponent	Score
									122 A	Mississippi St.	1 2
									138 A	Central Ark.	2 2
									149 H	Troy	4 2
									175 H	La.-Lafayette	2 0
									273 H	Jackson St.	7 0
									278 H	Grambling	9 0
									280 A	Southern U.	2 1
									309 A	Eastern Ill.	3 1
LAST 10 GAMES											
			280 A	Southern U.	2 1		273 H	Jackson St.	7 0		
			309 A	Eastern Ill.	3 1		278 H	Grambling	9 0		
			149 H	Troy	4 2		122 A	Mississippi St.	1 2		
			138 A	Central Ark.	2 2		175 H	La.-Lafayette	2 0		

Non-Div. I Games: Lewis 6 0 Louisiana Col. 8 0

Louisiana Tech

Average RPI Win: 226		WON-LOST RECORD		WINNING PCT. RANK		LAST 10 GAMES		STRENGTH OF SCHEDULE		OPP. STRENGTH OF SCHEDULE		TEAM RPI		ADJ RPI		CONF. RPI		ADJ CONF. RPI		
DIV. I ONLY		4-3-1		.5625 124		4-3-1		157		200		138		.51646 138		23		23		
DIV. I NON-CONF.		4-3-1		.5625 128		4-3-1		153		200		138		.51646 138		21		21		
TOTALS		RPI 1-25		RPI 26-50		W-L RECORDS		RPI 51-100		RPI 101-150		RPI 150+								
4-3-1		0-0-0		0-1-0		OVERALL		0-1-0		1-0-1		3-1-0								
0-0-1		0-0-0		0-0-0		HOME		0-0-0		0-0-1		0-0-0								
4-3-0		0-0-0		0-1-0		AWAY		0-1-0		1-0-0		3-1-0								
0-0-0		0-0-0		0-0-0		NEUTRAL		0-0-0		0-0-0		0-0-0								
4-3-1		0-0-0		0-1-0		NON-CONFERENCE		0-1-0		1-0-1		3-1-0								
0-0-1		0-0-0		0-0-0		HOME		0-0-0		0-0-1		0-0-0								
4-3-0		0-0-0		0-0-		AWAY		0-1-0		1-0-0		3-1-0								
0-0-0		0-0-0		0-0-0		NEUTRAL		0-0-0		0-0-0		0-0-0								
0-0-0		0-0-0		0-0-0		CONFERENCE		0-0-0		0-0-0		0-0-0								
0-0-0		0-0-0		0-0-0		HOME		0-0-0		0-0-0		0-0-0								
0-0-0		0-0-0		0-0-0		AWAY		0-0-0		0-0-0		0-0-0								
0-0-0		0-0-0		0-0-0		NEUTRAL		0-0-0		0-0-0		0-0-0								
RPI	S	Opponent		Score		RPI	S	Opponent		Score		RPI	S	Opponent		Score				
				32	A	Oklahoma		0	5	67	A	Tulsa		1	3	137	H	Louisiana Tech	2	2
																146	A	UMKC	1	0
																166	A	Missouri St.	3	2
																222	A	La.-Monroe	0	1
																291	A	Mississippi Val.	10	0
																299	A	Arkansas St.	2	1
LAST 10 GAMES																				
				222	A	La.-Monroe		0	1	166	A	Missouri St.		3	2					
				146	A	UMKC		1	0	32	A	Oklahoma		0	5					
				137	H	Louisiana Tech		2	2	67	A	Tulsa		1	3					
										299	A	Arkansas St.		2	1					
										291	A	Mississippi Val.		10	0					

Non-Div. I Games:

Central Ark.

Average RPI Win: 194		WON-LOST	WINNING	LAST 10	STRENGTH OF		OPP. STRENGTH	TEAM	ADJ		CONF.	ADJ CONF.
Average RPI Loss: 81		RECORD	PCT. RANK	GAMES	SCHEDULE		OF SCHEDULE	RPI	RPI		RPI	RPI
DIV. I ONLY		3-3-0	.5	152	3-3-0		146	107	140		.51474	140
DIV. I NON-CONF.		3-3-0	.5	154	3-3-0		145	101	140		.51474	140
TOTALS		RPI 1-25	RPI 26-50		W-L RECORDS		RPI 51-100		RPI 101-150		RPI 150+	
3-3-0		0-0-0	0-1-0		OVERALL		0-1-0		0-1-0		3-0-0	
2-0-0		0-0-0	0-0-0		HOME		0-0-0		0-0-0		2-0-0	
1-3-0		0-0-0	0-1-0		AWAY		0-1-0		0-1-0		1-0-0	
0-0-0		0-0-0	0-0-0		NEUTRAL		0-0-0		0-0-0		0-0-0	
3-3-0		0-0-0	0-1-0		NON-CONFERENCE		0-1-0		0-1-0		3-0-0	
2-0-0		0-0-0	0-0-0		HOME		0-0-0		0-0-0		2-0-0	
1-3-0		0-0-0	0-0-		AWAY		0-1-0		0-1-0		1-0-0	
0-0-0		0-0-0	0-0-0		NEUTRAL		0-0-0		0-0-0		0-0-0	
0-0-0		0-0-0	0-0-0		CONFERENCE		0-0-0		0-0-0		0-0-0	
0-0-0		0-0-0	0-0-0		HOME		0-0-0		0-0-0		0-0-0	
0-0-0		0-0-0	0-0-0		AWAY		0-0-0		0-0-0		0-0-0	
0-0-0		0-0-0	0-0-0		NEUTRAL		0-0-0		0-0-0		0-0-0	
RPI S	Opponent	Score	RPI S	Opponent	Score	RPI S	Opponent	Score	RPI S	Opponent	Score	
			36 A	UConn	0 2	74 A	Providence	0 1	134 A	Fla. Atlantic	0 1	
									181 A	St. John's (NY)	2 1	
									196 H	Delaware	2 1	
									205 H	Massachusetts	2 0	
LAST 10 GAMES												
			205 H	Massachusetts	2 0	36 A	UConn	0 2				
			134 A	Fla. Atlantic	0 1							
			74 A	Providence	0 1							
			196 H	Delaware	2 1							
			181 A	St. John's (NY)	2 1							

Non-Div. I Games:

Brown

Average RPI Win: 193		WON-LOST RECORD	WINNING PCT. RANK		LAST 10 GAMES	STRENGTH OF SCHEDULE	OPP. STRENGTH OF SCHEDULE	TEAM RPI	ADJ RPI	CONF. RPI	ADJ CONF. RPI						
Average RPI Loss: 59																	
DIV. I ONLY		3-2-1	.58333	118	3-2-1	207	96	141	.51473	141	8	8					
DIV. I NON-CONF.		3-2-1	.58333	121	3-2-1	209	92	141	.51473	141	8	8					
<hr/>																	
TOTALS		RPI 1-25		RPI 26-50		W-L RECORDS		RPI 51-100		RPI 101-150		RPI 150+					
3-2-1		0-1-0		0-0-0		OVERALL		0-1-0		1-0-0		2-0-1					
2-0-1		0-0-0		0-0-0		HOME		0-0-0		1-0-0		1-0-1					
1-1-0		0-1-0		0-0-0		AWAY		0-0-0		0-0-0		1-0-0					
0-1-0		0-0-0		0-0-0		NEUTRAL		0-1-0		0-0-0		0-0-0					
3-2-1		0-1-0		0-0-0		NON-CONFERENCE		0-1-0		1-0-0		2-0-1					
2-0-1		0-0-0		0-0-0		HOME		0-0-0		1-0-0		1-0-1					
1-1-0		0-1-0		0-0-		AWAY		0-0-0		0-0-0		1-0-0					
0-1-0		0-0-0		0-0-0		NEUTRAL		0-1-0		0-0-0		0-0-0					
0-0-0		0-0-0		0-0-0		CONFERENCE		0-0-0		0-0-0		0-0-0					
0-0-0		0-0-0		0-0-0		HOME		0-0-0		0-0-0		0-0-0					
0-0-0		0-0-0		0-0-0		AWAY		0-0-0		0-0-0		0-0-0					
0-0-0		0-0-0		0-0-0		NEUTRAL		0-0-0		0-0-0		0-0-0					
RPI	S	Opponent		Score		RPI	S	Opponent		Score		RPI	S	Opponent		Score	
23	A	Washington		1	3												

Non-Div. I Games:

Dartmouth

Average RPI Win: 171		WON-LOST	WINNING	LAST 10	STRENGTH OF	OPP. STRENGTH	TEAM	ADJ	CONF.	ADJ CONF.							
Average RPI Loss: 123		RECORD	PCT. RANK	GAMES	SCHEDULE	OF SCHEDULE	RPI	RPI	RPI	RPI							
DIV. I ONLY		4-5-0	.44444	190	4-5-0	100	149	142	.51463	142	13	13					
DIV. I NON-CONF.		3-5-0	.375	232	3-5-0	107	139	170	.49395	169	14	14					
<hr/>																	
TOTALS		RPI 1-25		RPI 26-50		W-L RECORDS		RPI 51-100		RPI 101-150		RPI 150+					
4-5-0		0-0-0		0-1-0		OVERALL		0-1-0		1-1-0		3-2-0					
4-2-0		0-0-0		0-0-0		HOME		0-1-0		1-0-0		3-1-0					
0-3-0		0-0-0		0-1-0		AWAY		0-0-0		0-1-0		0-1-0					
0-0-0		0-0-0		0-0-0		NEUTRAL		0-0-0		0-0-0		0-0-0					
3-5-0		0-0-0		0-1-0		NON-CONFERENCE		0-1-0		1-1-0		2-2-0					
3-2-0		0-0-0		0-0-0		HOME		0-1-0		1-0-0		2-1-0					
0-3-0		0-0-0		0-0-		AWAY		0-0-0		0-1-0		0-1-0					
0-0-0		0-0-0		0-0-0		NEUTRAL		0-0-0		0-0-0		0-0-0					
1-0-0		0-0-0		0-0-0		CONFERENCE		0-0-0		0-0-0		1-0-0					
1-0-0		0-0-0		0-0-0		HOME		0-0-0		0-0-0		1-0-0					
0-0-0		0-0-0		0-0-0		AWAY		0-0-0		0-0-0		0-0-0					
0-0-0		0-0-0		0-0-0		NEUTRAL		0-0-0		0-0-0		0-0-0					
RPI	S	Opponent		Score		RPI	S	Opponent		Score		RPI	S	Opponent		Score	
						48	A	Rhode Island	1	2			61	H	Fairfield	0	1
													110	A	UNC Greensboro	1	2
													139	H	Columbia	2	1
													167	H	Bucknell	2	1
													181	H	St. John's (NY)	2	1
													185	A	Davidson	1	3
													196	H	Delaware	2	1
													213	H	Seton Hall	0	1
<hr/>																	
LAST 10 GAMES																	
						167	H	Bucknell	2	1			196	H	Delaware	2	1
						48	A	Rhode Island	1	2			185	A	Davidson	1	3
						213	H	Seton Hall	0	1			110	A	UNC Greensboro	1	2
						139	H	Columbia	2	1			181	H	St. John's (NY)	2	1
													61	H	Fairfield	0	1

Non-Div. I Games:

Army

Average RPI Win:	197	WON-LOST	WINNING	LAST 10	STRENGTH OF	OPP. STRENGTH	TEAM	ADJ	CONF.	ADJ CONF.	
Average RPI Loss:	166	RECORD	PCT. RANK	GAMES	SCHEDULE	OF SCHEDULE	RPI	RPI	RPI	RPI	
DIV. I ONLY	3-3-1	.5	152	3-3-1	134	167	145	.51447	143	14	14
DIV. I NON-CONF.	3-3-1	.5	154	3-3-1	131	166	144	.51447	142	13	13
TOTALS	RPI 1-25	RPI 26-50	W-L RECORDS	RPI 51-100	RPI 101-150	RPI 150+					
3-3-1	0-0-1	0-0-0	OVERALL	0-1-0	1-0-0	2-2-0					
2-0-0	0-0-0	0-0-0	HOME	0-0-0	0-0-0	2-0-0					
1-3-1	0-0-1	0-0-0	AWAY	0-1-0	1-0-0	0-2-0					
0-0-0	0-0-0	0-0-0	NEUTRAL	0-0-0	0-0-0	0-0-0					
3-3-1	0-0-1	0-0-0	NON-CONFERENCE	0-1-0	1-0-0	2-2-0					
2-0-0	0-0-0	0-0-0	HOME	0-0-0	0-0-0	2-0-0					
1-3-1	0-0-1	0-0-	AWAY	0-1-0	1-0-0	0-2-0					
0-0-0	0-0-0	0-0-0	NEUTRAL	0-0-0	0-0-0	0-0-0					
0-0-0	0-0-0	0-0-0	CONFERENCE	0-0-0	0-0-0	0-0-0					
0-0-0	0-0-0	0-0-0	HOME	0-0-0	0-0-0	0-0-0					
0-0-0	0-0-0	0-0-0	AWAY	0-0-0	0-0-0	0-0-0					
0-0-0	0-0-0	0-0-0	NEUTRAL	0-0-0	0-0-0	0-0-0					
RPI	S	Opponent	Score	RPI	S	Opponent	Score	RPI	S	Opponent	Score
10	A	Clemson	1 1					99	A	UNC Wilmington	2 4
								110	A	UNC Greensboro	1 0
								182	A	Liberty	0 1
								185	H	Davidson	2 0
								216	A	Coastal Caro.	1 2
								295	H	Winthrop	4 0
LAST 10 GAMES											
				185	H	Davidson	2 0	216	A	Coastal Caro.	1 2
				295	H	Winthrop	4 0	110	A	UNC Greensboro	1 0
				10	A	Clemson	1 1				
				182	A	Liberty	0 1				
				99	A	UNC Wilmington	2 4				

Non-Div. I Games:

Charlotte

Average RPI Win:	236	WON-LOST	WINNING	LAST 10	STRENGTH OF	OPP. STRENGTH	TEAM	ADJ	CONF.	ADJ CONF.	
Average RPI Loss:	103	RECORD	PCT. RANK	GAMES	SCHEDULE	OF SCHEDULE	RPI	RPI	RPI	RPI	
DIV. I ONLY	6-4-0	.6	107	6-4-0	185	197	143	.51379	144	12	12
DIV. I NON-CONF.	6-4-0	.6	111	6-4-0	183	197	142	.51379	143	12	12
<hr/>											
TOTALS	RPI 1-25	RPI 26-50		W-L RECORDS		RPI 51-100		RPI 101-150		RPI 150+	
6-4-0	0-0-0	0-1-0		OVERALL		0-1-0		1-1-0		5-1-0	
3-2-0	0-0-0	0-0-0		HOME		0-1-0		0-1-0		3-0-0	
3-2-0	0-0-0	0-1-0		AWAY		0-0-0		1-0-0		2-1-0	
0-0-0	0-0-0	0-0-0		NEUTRAL		0-0-0		0-0-0		0-0-0	
6-4-0	0-0-0	0-1-0		NON-CONFERENCE		0-1-0		1-1-0		5-1-0	
3-2-0	0-0-0	0-0-0		HOME		0-1-0		0-1-0		3-0-0	
3-2-0	0-0-0	0-0-		AWAY		0-0-0		1-0-0		2-1-0	
0-0-0	0-0-0	0-0-0		NEUTRAL		0-0-0		0-0-0		0-0-0	
0-0-0	0-0-0	0-0-0		CONFERENCE		0-0-0		0-0-0		0-0-0	
0-0-0	0-0-0	0-0-0		HOME		0-0-0		0-0-0		0-0-0	
0-0-0	0-0-0	0-0-0		AWAY		0-0-0		0-0-0		0-0-0	
0-0-0	0-0-0	0-0-0		NEUTRAL		0-0-0		0-0-0		0-0-0	
RPI	S	Opponent	Score	RPI	S	Opponent	Score	RPI	S	Opponent	Score
				42	A	Hofstra	0 5	60	H	Temple	0 1
								139	H	Columbia	0 1
								150	A	Loyola Maryland	1 0
								159	A	UMBC	1 0
								169	A	St. Mary's (CA)	0 4
								223	H	Lehigh	1 0
								282	A	Pacific	4 1
								283	H	LIU Brooklyn	1 0
								320	H	Quinnipiac	2 0
LAST 10 GAMES											
				223	H	Lehigh	1 0	139	H	Columbia	0 1
				150	A	Loyola Maryland	1 0	320	H	Quinnipiac	2 0
				159	A	UMBC	1 0	283	H	LIU Brooklyn	1 0
				42	A	Hofstra	0 5	169	A	St. Mary's (CA)	0 4
				60	H	Temple	0 1	282	A	Pacific	4 1

Non-Div. I Games:

Saint Joseph's

Average RPI Win:		269	WON-LOST RECORD		WINNING PCT. RANK		LAST 10 GAMES		STRENGTH OF SCHEDULE		OPP. STRENGTH OF SCHEDULE		TEAM RPI		ADJ RPI		CONF. RPI		ADJ CONF. RPI				
Average RPI Loss:		82	6-4-0		.6 107		6-4-0		177		241		144		.51378 145		9		9				
DIV. I ONLY			6-4-0		.6 111		6-4-0		172		243		143		.51378 144		9		9				
DIV. I NON-CONF.			6-4-0																				
TOTALS		RPI 1-25		RPI 26-50		W-L RECORDS		RPI 51-100		RPI 101-150		RPI 150+											
6-4-0		0-1-0		0-0-0		OVERALL		0-2-0		0-0-0		6-1-0											
4-0-0		0-0-0		0-0-0		HOME		0-0-0		0-0-0		4-0-0											
1-3-0		0-0-0		0-0-0		AWAY		0-2-0		0-0-0		1-1-0											
1-1-0		0-1-0		0-0-0		NEUTRAL		0-0-0		0-0-0		1-0-0											
6-4-0		0-1-0		0-0-0		NON-CONFERENCE		0-2-0		0-0-0		6-1-0											
4-0-0		0-0-0		0-0-0		HOME		0-0-0		0-0-0		4-0-0											
1-3-0		0-0-0		0-0-		AWAY		0-2-0		0-0-0		1-1-0											
1-1-0		0-1-0		0-0-0		NEUTRAL		0-0-0		0-0-0		1-0-0											
0-0-0		0-0-0		0-0-0		CONFERENCE		0-0-0		0-0-0		0-0-0											
0-0-0		0-0-0		0-0-0		HOME		0-0-0		0-0-0		0-0-0											
0-0-0		0-0-0		0-0-0		AWAY		0-0-0		0-0-0		0-0-0											
0-0-0		0-0-0		0-0-0		NEUTRAL		0-0-0		0-0-0		0-0-0											
RPI	S	Opponent		Score		RPI	S	Opponent		Score		RPI	S	Opponent		Score							
21	N	Miami (OH)		0	1							68	A	Iowa		2	3	165	A	Evansville		0	1
												75	A	Nebraska		0	1	250	N	Ohio		3	2
																		254	H	Indiana St.		1	0
																		258	H	IPFW		4	0
																		267	A	Northern Ky.		2	1
																		287	H	IUPUI		2	1
																		296	H	Bowling Green		5	0
LAST 10 GAMES																							
						254	H	Indiana St.		1	0	296	H	Bowling Green		5	0						
						258	H	IPFW		4	0	267	A	Northern Ky.		2	1						
						165	A	Evansville		0	1	287	H	IUPUI		2	1						
						68	A	Iowa		2	3	21	N	Miami (OH)		0	1						
						75	A	Nebraska		0	1	250	N	Ohio		3	2						

Non-Div. I Games:

Butler

Average RPI Win: 234 Average RPI Loss: 78		WON-LOST RECORD	WINNING PCT. RANK	LAST 10 GAMES	STRENGTH OF SCHEDULE	OPP. STRENGTH OF SCHEDULE	TEAM RPI	ADJ RPI	CONF. RPI	ADJ CONF. RPI	
DIV. I ONLY		4-3-2	.55556 131	4-3-2	168	176	146	.51283 146	29	29	
DIV. I NON-CONF.		4-3-2	.55556 137	4-3-2	164	176	145	.51283 145	29	29	
TOTALS		RPI 1-25	RPI 26-50	W-L RECORDS	RPI 51-100	RPI 101-150	RPI 150+				
4-3-2	0-0-0	0-1-0	OVERALL	0-1-0	0-1-1	4-0-1					
2-1-0	0-0-0	0-0-0	HOME	0-0-0	0-1-0	2-0-0					
2-2-2	0-0-0	0-1-0	AWAY	0-1-0	0-0-1	2-0-1					
0-0-0	0-0-0	0-0-0	NEUTRAL	0-0-0	0-0-0	0-0-0					
4-3-2	0-0-0	0-1-0	NON-CONFERENCE	0-1-0	0-1-1	4-0-1					
2-1-0	0-0-0	0-0-0	HOME	0-0-0	0-1-0	2-0-0					
2-2-2	0-0-0	0-0-	AWAY	0-1-0	0-0-1	2-0-1					
0-0-0	0-0-0	0-0-0	NEUTRAL	0-0-0	0-0-0	0-0-0					
0-0-0	0-0-0	0-0-0	CONFERENCE	0-0-0	0-0-0	0-0-0					
0-0-0	0-0-0	0-0-0	HOME	0-0-0	0-0-0	0-0-0					
0-0-0	0-0-0	0-0-0	AWAY	0-0-0	0-0-0	0-0-0					
0-0-0	0-0-0	0-0-0	NEUTRAL	0-0-0	0-0-0	0-0-0					
RPI S	Opponent	Score	RPI S	Opponent	Score	RPI S	Opponent	Score	RPI S	Opponent	Score
29 A	Kansas	0 1	67 A	Tulsa	0 2	118 A	Oral Roberts	1 1	138 H	Central Ark.	0 1
						166 H	Missouri St.	1 0	172 A	Creighton	2 0
						268 A	SIUE	1 1	290 H	Western Ill.	3 0
						309 A	Eastern Ill.	4 1			
LAST 10 GAMES											
268 A	SIUE	1 1	172 A	Creighton	2 0						
309 A	Eastern Ill.	4 1	29 A	Kansas	0 1						
67 A	Tulsa	0 2	290 H	Western Ill.	3 0						
118 A	Oral Roberts	1 1	166 H	Missouri St.	1 0						
138 H	Central Ark.	0 1									

Non-Div. I Games:

UMKC

Average RPI Win: 268		WON-LOST RECORD	WINNING PCT. RANK	LAST 10 GAMES	STRENGTH OF SCHEDULE	OPP. STRENGTH OF SCHEDULE	TEAM RPI	ADJ RPI	CONF. RPI	ADJ CONF. RPI							
Average RPI Loss: 124																	
DIV. I ONLY		4-3-1	.5625	124	4-3-1	176	168	147	.51254	147	15	15					
DIV. I NON-CONF.		4-3-1	.5625	128	4-3-1	171	167	146	.51254	146	15	15					
<hr/>																	
TOTALS		RPI 1-25		RPI 26-50		W-L RECORDS		RPI 51-100		RPI 101-150		RPI 150+					
4-3-1		0-1-0		0-0-1		OVERALL		0-0-0		0-0-0		4-2-0					
2-1-0		0-1-0		0-0-0		HOME		0-0-0		0-0-0		2-0-0					
1-2-1		0-0-0		0-0-1		AWAY		0-0-0		0-0-0		1-2-0					
1-0-0		0-0-0		0-0-0		NEUTRAL		0-0-0		0-0-0		1-0-0					
4-3-1		0-1-0		0-0-1		NON-CONFERENCE		0-0-0		0-0-0		4-2-0					
2-1-0		0-1-0		0-0-0		HOME		0-0-0		0-0-0		2-0-0					
1-2-1		0-0-0		0-1-		AWAY		0-0-0		0-0-0		1-2-0					
1-0-0		0-0-0		0-0-0		NEUTRAL		0-0-0		0-0-0		1-0-0					
0-0-0		0-0-0		0-0-0		CONFERENCE		0-0-0		0-0-0		0-0-0					
0-0-0		0-0-0		0-0-0		HOME		0-0-0		0-0-0		0-0-0					
0-0-0		0-0-0		0-0-0		AWAY		0-0-0		0-0-0		0-0-0					
0-0-0		0-0-0		0-0-0		NEUTRAL		0-0-0		0-0-0		0-0-0					
RPI	S	Opponent		Score		RPI	S	Opponent		Score		RPI	S	Opponent		Score	
2	H	Virginia Tech		0 3		44	A	Boston U.		1 1		168	A	Pittsburgh		0 3	
												202	A	Cleveland St.		1 3	
												242	H	St. Bonaventure		3 1	
												248	A	Bryant		3 2	
												289	H	Youngstown St.		1 0	
												294	N	Robert Morris		2 1	

Non-Div. I Games:

Akron

Average RPI Win: 250		WON-LOST RECORD	WINNING PCT. RANK		LAST 10 GAMES	STRENGTH OF SCHEDULE	OPP. STRENGTH OF SCHEDULE	TEAM RPI	ADJ RPI	CONF. RPI	ADJ CONF. RPI					
Average RPI Loss: 117																
DIV. I ONLY		8-2-0	.8	33	8-2-0	295	159	149	.50861	149	18	18				
DIV. I NON-CONF.		8-2-0	.8	33	8-2-0	291	159	150	.50861	150	18	18				
<hr/>																
TOTALS		RPI 1-25		RPI 26-50		W-L RECORDS		RPI 51-100		RPI 101-150		RPI 150+				
8-2-0		0-0-0		0-0-0		OVERALL		0-1-0		0-1-0		8-0-0				
5-0-0		0-0-0		0-0-0		HOME		0-0-0		0-0-0		5-0-0				
1-2-0		0-0-0		0-0-0		AWAY		0-1-0		0-1-0		1-0-0				
2-0-0		0-0-0		0-0-0		NEUTRAL		0-0-0		0-0-0		2-0-0				
8-2-0		0-0-0		0-0-0		NON-CONFERENCE		0-1-0		0-1-0		8-0-0				
5-0-0		0-0-0		0-0-0		HOME		0-0-0		0-0-0		5-0-0				
1-2-0		0-0-0		0-0-		AWAY		0-1-0		0-1-0		1-0-0				
2-0-0		0-0-0		0-0-0		NEUTRAL		0-0-0		0-0-0		2-0-0				
0-0-0		0-0-0		0-0-0		CONFERENCE		0-0-0		0-0-0		0-0-0				
0-0-0		0-0-0		0-0-0		HOME		0-0-0		0-0-0		0-0-0				
0-0-0		0-0-0		0-0-0		AWAY		0-0-0		0-0-0		0-0-0				
0-0-0		0-0-0		0-0-0		NEUTRAL		0-0-0		0-0-0		0-0-0				
RPI	S	Opponent		Score	RPI	S	Opponent		Score	RPI	S	Opponent	Score			
							96	A	LSU	0	2	137	A	Louisiana Tech	2	4
												180	H	UAB	2	1
												186	H	Kennesaw St.	1	0
												230	H	Jacksonville St.	3	1
												255	N	Francis Marion	3	1
												261	H	Tennessee Tech	3	0
												279	H	Alabama St.	6	0
												302	N	North Florida	1	0
												306	A	Gardner-Webb	1	0
<hr/>																
LAST 10 GAMES																
			302	N	North Florida	1	0		180	H	UAB	2	1			
			255	N	Francis Marion	3	1		230	H	Jacksonville St.	3	1			
			279	H	Alabama St.	6	0		306	A	Gardner-Webb	1	0			
			137	A	Louisiana Tech	2	4		261	H	Tennessee Tech	3	0			
			96	A	LSU	0	2		186	H	Kennesaw St.	1	0			

Non-Div. I Games:

Troy

Average RPI Win:	259	WON-LOST RECORD	WINNING PCT. RANK	LAST 10 GAMES	STRENGTH OF SCHEDULE	OPP. STRENGTH OF SCHEDULE	TEAM RPI	ADJ RPI	CONF. RPI	ADJ CONF. RPI				
DIV. I ONLY		4-4-1	.5	152	4-4-1	128	257	150	.50855	150	13	13		
DIV. I NON-CONF.		4-4-0	.5	154	4-4-0	178	238	184	.48561	184	14	14		
<hr/>														
TOTALS	RPI 1-25	RPI 26-50		W-L RECORDS		RPI 51-100		RPI 101-150		RPI 150+				
4-4-1	0-1-0	0-0-0		OVERALL		0-0-1		1-2-0		3-1-0				
1-3-0	0-1-0	0-0-0		HOME		0-0-0		1-2-0		0-0-0				
2-1-1	0-0-0	0-0-0		AWAY		0-0-1		0-0-0		2-1-0				
1-0-0	0-0-0	0-0-0		NEUTRAL		0-0-0		0-0-0		1-0-0				
<hr/>														
4-4-0	0-1-0	0-0-0		NON-CONFERENCE		0-0-0		1-2-0		3-1-0				
1-3-0	0-1-0	0-0-0		HOME		0-0-0		1-2-0		0-0-0				
2-1-0	0-0-0	0-0-		AWAY		0-0-0		0-0-0		2-1-0				
1-0-0	0-0-0	0-0-0		NEUTRAL		0-0-0		0-0-0		1-0-0				
<hr/>														
0-0-1	0-0-0	0-0-0		CONFERENCE		0-0-1		0-0-0		0-0-0				
0-0-0	0-0-0	0-0-0		HOME		0-0-0		0-0-0		0-0-0				
0-0-1	0-0-0	0-0-0		AWAY		0-0-1		0-0-0		0-0-0				
0-0-0	0-0-0	0-0-0		NEUTRAL		0-0-0		0-0-0		0-0-0				
<hr/>														
RPI	S	Opponent	Score		RPI	S	Opponent	Score		RPI	S	Opponent	Score	
22	H	DePaul	2	4						100	A	Holy Cross	0	0
										101	H	George Washington	0	3
										144	H	Saint Joseph's	0	1
										148	H	Towson	1	0
										159	A	UMBC	2	3
										249	A	George Mason	2	0
										312	N	Mt. St. Mary's	2	0
										325	A	Howard	1	0
LAST 10 GAMES														
100 A Holy Cross					0	0	148 H Towson					1	0	
312 N Mt. St. Mary's					2	0	144 H Saint Joseph's					0	1	
159 A UMBC					2	3	325 A Howard					1	0	
249 A George Mason					2	0	22 H DePaul					2	4	
							101 H George Washington					0	3	

Non-Div. I Games:

Loyola Maryland

Average RPI Win: 244		WON-LOST RECORD	WINNING PCT. RANK	LAST 10 GAMES	STRENGTH OF SCHEDULE	OPP. STRENGTH OF SCHEDULE	TEAM RPI	ADJ RPI	CONF. RPI	ADJ CONF. RPI			
Average RPI Loss: 74													
DIV. I ONLY		3-5-1	.38889 224	3-5-1	70	189	151	.50843 151	16	16			
DIV. I NON-CONF.		3-5-1	.38889 225	3-5-1	64	191	151	.50843 151	16	16			
<hr/>													
TOTALS		RPI 1-25	RPI 26-50		W-L RECORDS		RPI 51-100		RPI 101-150		RPI 150+		
3-5-1		0-0-0	0-3-0		OVERALL		0-0-0		0-2-1		3-0-0		
2-1-1		0-0-0	0-0-0		HOME		0-0-0		0-1-1		2-0-0		
1-2-0		0-0-0	0-2-0		AWAY		0-0-0		0-0-0		1-0-0		
0-2-0		0-0-0	0-1-0		NEUTRAL		0-0-0		0-1-0		0-0-0		
3-5-1		0-0-0	0-3-0		NON-CONFERENCE		0-0-0		0-2-1		3-0-0		
2-1-1		0-0-0	0-0-0		HOME		0-0-0		0-1-1		2-0-0		
1-2-0		0-0-0	0-0-		AWAY		0-0-0		0-0-0		1-0-0		
0-2-0		0-0-0	0-1-0		NEUTRAL		0-0-0		0-1-0		0-0-0		
0-0-0		0-0-0	0-0-0		CONFERENCE		0-0-0		0-0-0		0-0-0		
0-0-0		0-0-0	0-0-0		HOME		0-0-0		0-0-0		0-0-0		
0-0-0		0-0-0	0-0-0		AWAY		0-0-0		0-0-0		0-0-0		
0-0-0		0-0-0	0-0-0		NEUTRAL		0-0-0		0-0-0		0-0-0		
RPI	S	Opponent	Score	RPI	S	Opponent	Score	RPI	S	Opponent	Score		
				35	N	Arizona St.	0 5			112	H	Denver	1 1
				40	A	Arizona	0 4			120	N	Stephen F. Austin	0 3
				43	A	Texas	1 5			130	H	San Francisco	0 3
										169	H	St. Mary's (CA)	2 1
										259	H	UC Davis	1 0
										304	A	Sacramento St.	1 0
<hr/>													
LAST 10 GAMES													
				259	H	UC Davis	1 0			169	H	St. Mary's (CA)	2 1
				35	N	Arizona St.	0 5			304	A	Sacramento St.	1 0
				40	A	Arizona	0 4			43	A	Texas	1 5
				112	H	Denver	1 1			120	N	Stephen F. Austin	0 3
										130	H	San Francisco	0 3

Non-Div. I Games:

Nevada

Average RPI Win: 201		WON-LOST	WINNING	LAST 10	STRENGTH OF		OPP. STRENGTH	TEAM	ADJ	CONF.	ADJ CONF.							
Average RPI Loss: 73		RECORD	PCT. RANK	GAMES	SCHEDULE		OF SCHEDULE	RPI	RPI	RPI	RPI							
DIV. I ONLY		1-3-2	.33333	249	1-3-2		66	100	152	.50764	152	8	8					
DIV. I NON-CONF.		1-3-2	.33333	251	1-3-2		60	96	152	.50764	152	8	8					
<hr/>																		
TOTALS		RPI 1-25		RPI 26-50		W-L RECORDS		RPI 51-100		RPI 101-150		RPI 150+						
1-3-2		0-0-0		0-1-1		OVERALL		0-1-0		0-1-0		1-0-1						
1-1-1		0-0-0		0-1-0		HOME		0-0-0		0-0-0		1-0-1						
0-2-1		0-0-0		0-0-1		AWAY		0-1-0		0-1-0		0-0-0						
0-0-0		0-0-0		0-0-0		NEUTRAL		0-0-0		0-0-0		0-0-0						
1-3-2		0-0-0		0-1-1		NON-CONFERENCE		0-1-0		0-1-0		1-0-1						
1-1-1		0-0-0		0-1-0		HOME		0-0-0		0-0-0		1-0-1						
0-2-1		0-0-0		0-1-		AWAY		0-1-0		0-1-0		0-0-0						
0-0-0		0-0-0		0-0-0		NEUTRAL		0-0-0		0-0-0		0-0-0						
0-0-0		0-0-0		0-0-0		CONFERENCE		0-0-0		0-0-0		0-0-0						
0-0-0		0-0-0		0-0-0		HOME		0-0-0		0-0-0		0-0-0						
0-0-0		0-0-0		0-0-0		AWAY		0-0-0		0-0-0		0-0-0						
0-0-0		0-0-0		0-0-0		NEUTRAL		0-0-0		0-0-0		0-0-0						
RPI	S	Opponent		Score		RPI	S	Opponent		Score		RPI	S	Opponent		Score		
				30	H	Rutgers	0	5	63	A	William & Mary	1	4	126	A	Richmond	2	3
				50	A	La Salle	2	2						201	H	Villanova	2	1
														213	H	Seton Hall	0	0
<hr/>																		
LAST 10 GAMES																		
				63	A	William & Mary	1	4	213	H	Seton Hall	0	0					
				126	A	Richmond	2	3	30	H	Rutgers	0	5					
				201	H	Villanova	2	1										
				50	A	La Salle	2	2										

Non-Div. I Games:

Princeton

Average RPI Win: 239		WON-LOST	WINNING	LAST 10	STRENGTH OF	OPP. STRENGTH	TEAM	ADJ	CONF.	ADJ CONF.							
Average RPI Loss: 73		RECORD	PCT. RANK	GAMES	SCHEDULE	OF SCHEDULE	RPI	RPI	RPI	RPI							
DIV. I ONLY		4-3-1	.5625	124	4-3-1	183	170	153	.50693	153	16	16					
DIV. I NON-CONF.		4-3-1	.5625	128	4-3-1	181	169	153	.50693	153	16	16					
<hr/>																	
TOTALS		RPI 1-25		RPI 26-50		W-L RECORDS		RPI 51-100		RPI 101-150		RPI 150+					
4-3-1		0-1-0		0-1-0		OVERALL		0-0-0		1-0-0		3-1-1					
3-1-0		0-1-0		0-0-0		HOME		0-0-0		1-0-0		2-0-0					
1-2-1		0-0-0		0-1-0		AWAY		0-0-0		0-0-0		1-1-1					
0-0-0		0-0-0		0-0-0		NEUTRAL		0-0-0		0-0-0		0-0-0					
4-3-1		0-1-0		0-1-0		NON-CONFERENCE		0-0-0		1-0-0		3-1-1					
3-1-0		0-1-0		0-0-0		HOME		0-0-0		1-0-0		2-0-0					
1-2-1		0-0-0		0-0-		AWAY		0-0-0		0-0-0		1-1-1					
0-0-0		0-0-0		0-0-0		NEUTRAL		0-0-0		0-0-0		0-0-0					
0-0-0		0-0-0		0-0-0		CONFERENCE		0-0-0		0-0-0		0-0-0					
0-0-0		0-0-0		0-0-0		HOME		0-0-0		0-0-0		0-0-0					
0-0-0		0-0-0		0-0-0		AWAY		0-0-0		0-0-0		0-0-0					
0-0-0		0-0-0		0-0-0		NEUTRAL		0-0-0		0-0-0		0-0-0					
RPI	S	Opponent		Score		RPI	S	Opponent		Score		RPI	S	Opponent		Score	
20	H	Utah		0 3		33	A	Arkansas		1 3		123	H	UC Riverside		1 0	
												166	A	Missouri St.		0 2	
												200	A	Houston		1 1	
												239	H	Idaho St.		4 2	
												277	A	Sam Houston St.		3 0	
												318	H	Omaha		3 0	
<hr/>																	
LAST 10 GAMES																	
277	A	Sam Houston St.		3 0		123	H	UC Riverside		1 0							
239	H	Idaho St.		4 2		20	H	Utah		0 3							
318	H	Omaha		3 0		200	A	Houston		1 1							
166	A	Missouri St.		0 2													
33	A	Arkansas		1 3													

Non-Div. I Games:

Utah St.

Average RPI Win: 248		WON-LOST	WINNING	LAST 10	STRENGTH OF	OPP. STRENGTH	TEAM	ADJ	CONF.	ADJ CONF.			
Average RPI Loss: 122		RECORD	PCT. RANK	GAMES	SCHEDULE	OF SCHEDULE	RPI	RPI	RPI	RPI			
DIV. I ONLY		5-2-1	.6875	64	5-2-1	246	254	154	.50562	154	26	26	
DIV. I NON-CONF.		5-2-0	.71429	56	5-2-0	202	270	121	.52983	122	26	26	
<hr/>													
TOTALS		RPI 1-25		RPI 26-50		W-L RECORDS		RPI 51-100		RPI 101-150		RPI 150+	
5-2-1		0-0-0		0-0-0		OVERALL		0-1-0		0-0-0		5-1-1	
2-2-1		0-0-0		0-0-0		HOME		0-1-0		0-0-0		2-1-1	
3-0-0		0-0-0		0-0-0		AWAY		0-0-0		0-0-0		3-0-0	
0-0-0		0-0-0		0-0-0		NEUTRAL		0-0-0		0-0-0		0-0-0	
5-2-0		0-0-0		0-0-0		NON-CONFERENCE		0-1-0		0-0-0		5-1-0	
2-2-0		0-0-0		0-0-0		HOME		0-1-0		0-0-0		2-1-0	
3-0-0		0-0-0		0-0-		AWAY		0-0-0		0-0-0		3-0-0	
0-0-0		0-0-0		0-0-0		NEUTRAL		0-0-0		0-0-0		0-0-0	
0-0-1		0-0-0		0-0-0		CONFERENCE		0-0-0		0-0-0		0-0-1	
0-0-1		0-0-0		0-0-0		HOME		0-0-0		0-0-0		0-0-1	
0-0-0		0-0-0		0-0-0		AWAY		0-0-0		0-0-0		0-0-0	
0-0-0		0-0-0		0-0-0		NEUTRAL		0-0-0		0-0-0		0-0-0	
RPI	S	Opponent		Score	RPI	S	Opponent		Score	RPI	S	Opponent	Score

Non-Div. I Games:

Rider

Average RPI Win: 205		WON-LOST RECORD		WINNING PCT. RANK		LAST 10 GAMES		STRENGTH OF SCHEDULE		OPP. STRENGTH OF SCHEDULE		TEAM RPI		ADJ RPI		CONF. RPI		ADJ CONF. RPI	
Average RPI Loss: 161																			
DIV. I ONLY		4-3-2		.55556 131		4-3-2		187		185		155		.50381 155		28		28	
DIV. I NON-CONF.		4-3-2		.55556 137		4-3-2		185		185		156		.50381 156		28		28	
TOTALS		RPI 1-25		RPI 26-50		W-L RECORDS		RPI 51-100		RPI 101-150		RPI 150+							
4-3-2		0-0-0		0-1-0		OVERALL		1-0-0		0-0-0		3-2-2							
3-1-2		0-0-0		0-1-0		HOME		1-0-0		0-0-0		2-0-2							
0-2-0		0-0-0		0-0-0		AWAY		0-0-0		0-0-0		0-2-0							
1-0-0		0-0-0		0-0-0		NEUTRAL		0-0-0		0-0-0		1-0-0							
4-3-2		0-0-0		0-1-0		NON-CONFERENCE		1-0-0		0-0-0		3-2-2							
3-1-2		0-0-0		0-1-0		HOME		1-0-0		0-0-0		2-0-2							
0-2-0		0-0-0		0-0-		AWAY		0-0-0		0-0-0		0-2-0							
1-0-0		0-0-0		0-0-0		NEUTRAL		0-0-0		0-0-0		1-0-0							
0-0-0		0-0-0		0-0-0		CONFERENCE		0-0-0		0-0-0		0-0-0							
0-0-0		0-0-0		0-0-0		HOME		0-0-0		0-0-0		0-0-0							
0-0-0		0-0-0		0-0-0		AWAY		0-0-0		0-0-0		0-0-0							
0-0-0		0-0-0		0-0-0		NEUTRAL		0-0-0		0-0-0		0-0-0							
RPI	S	Opponent		Score		RPI	S	Opponent		Score		RPI	S	Opponent		Score			
36	H	UConn		1	3	61	H	Fairfield		3	0	156	H	Hartford		0	0		
												181	A	St. John's (NY)		0	2		
												220	N	New Hampshire		1	0		
												221	H	Maine		3	3		
												223	H	Lehigh		2	1		
												265	A	Vermont		2	3		
												316	H	NJIT		2	0		
LAST 10 GAMES																			
61	H	Fairfield		3	0	223	H	Lehigh		2	1								
221	H	Maine		3	3	316	H	NJIT		2	0								
220	N	New Hampshire		1	0	36	H	UConn		1	3								
265	A	Vermont		2	3	181	A	St. John's (NY)		0	2								
						156	H	Hartford		0	0								

Non-Div. I Games:

Central Conn. St.

Average RPI Win: 259		WON-LOST	WINNING	LAST 10	STRENGTH OF		OPP. STRENGTH	TEAM	ADJ	CONF.	ADJ CONF.
Average RPI Loss: 61		RECORD	PCT. RANK	GAMES	SCHEDULE		OF SCHEDULE	RPI	RPI	RPI	RPI
DIV. I ONLY		4-1-3	.6875	64	4-1-3		256	242	156	.50359	156
DIV. I NON-CONF.		4-1-3	.6875	69	4-1-3		253	244	157	.50359	157
TOTALS		RPI 1-25	RPI 26-50		W-L RECORDS		RPI 51-100		RPI 101-150		RPI 150+
4-1-3		0-0-0	0-0-0		OVERALL		0-1-0		0-0-0		4-0-3
1-0-1		0-0-0	0-0-0		HOME		0-0-0		0-0-0		1-0-1
3-1-2		0-0-0	0-0-0		AWAY		0-1-0		0-0-0		3-0-2
0-0-0		0-0-0	0-0-0		NEUTRAL		0-0-0		0-0-0		0-0-0
4-1-3		0-0-0	0-0-0		NON-CONFERENCE		0-1-0		0-0-0		4-0-3
1-0-1		0-0-0	0-0-0		HOME		0-0-0		0-0-0		1-0-1
3-1-2		0-0-0	0-0-		AWAY		0-1-0		0-0-0		3-0-2
0-0-0		0-0-0	0-0-0		NEUTRAL		0-0-0		0-0-0		0-0-0
0-0-0		0-0-0	0-0-0		CONFERENCE		0-0-0		0-0-0		0-0-0
0-0-0		0-0-0	0-0-0		HOME		0-0-0		0-0-0		0-0-0
0-0-0		0-0-0	0-0-0		AWAY		0-0-0		0-0-0		0-0-0
0-0-0		0-0-0	0-0-0		NEUTRAL		0-0-0		0-0-0		0-0-0
RPI S	Opponent	Score	RPI S	Opponent	Score	RPI S	Opponent	Score	RPI S	Opponent	Score
						61 A	Fairfield	1 3	155 A	Central Conn. St.	0 0
									189 A	Sacred Heart	2 1
									241 H	Wagner	2 2
									248 A	Bryant	1 0
									260 A	Siena	0 0
									281 H	Iona	5 1
									316 A	NJIT	1 0
LAST 10 GAMES											
						189 A	Sacred Heart	2 1	260 A	Siena	0 0
						281 H	Iona	5 1	61 A	Fairfield	1 3
						241 H	Wagner	2 2	155 A	Central Conn. St.	0 0
									316 A	NJIT	1 0
									248 A	Bryant	1 0

Non-Div. I Games:

Hartford

Average RPI Win: 196		WON-LOST	WINNING	LAST 10	STRENGTH OF	OPP. STRENGTH	TEAM	ADJ	CONF.	ADJ CONF.				
Average RPI Loss: 50		RECORD	PCT. RANK	GAMES	SCHEDULE	OF SCHEDULE	RPI	RPI	RPI	RPI				
DIV. I ONLY		2-7-0	.22222	284	2-7-0	44	45	157	.50274	157	4	4		
DIV. I NON-CONF.		2-6-0	.25	277	2-6-0	81	30	182	.4871	182	4	4		
<hr/>														
TOTALS		RPI 1-25		RPI 26-50		W-L RECORDS		RPI 51-100		RPI 101-150		RPI 150+		
2-7-0		0-4-0		0-0-0		OVERALL		0-2-0		1-1-0		1-0-0		
2-2-0		0-0-0		0-0-0		HOME		0-1-0		1-1-0		1-0-0		
0-4-0		0-3-0		0-0-0		AWAY		0-1-0		0-0-0		0-0-0		
0-1-0		0-1-0		0-0-0		NEUTRAL		0-0-0		0-0-0		0-0-0		
2-6-0		0-3-0		0-0-0		NON-CONFERENCE		0-2-0		1-1-0		1-0-0		
2-2-0		0-0-0		0-0-0		HOME		0-1-0		1-1-0		1-0-0		
0-3-0		0-2-0		0-0-		AWAY		0-1-0		0-0-0		0-0-0		
0-1-0		0-1-0		0-0-0		NEUTRAL		0-0-0		0-0-0		0-0-0		
0-1-0		0-1-0		0-0-0		CONFERENCE		0-0-0		0-0-0		0-0-0		
0-0-0		0-0-0		0-0-0		HOME		0-0-0		0-0-0		0-0-0		
0-1-0		0-1-0		0-0-0		AWAY		0-0-0		0-0-0		0-0-0		
0-0-0		0-0-0		0-0-0		NEUTRAL		0-0-0		0-0-0		0-0-0		
RPI	S	Opponent		Score	RPI	S	Opponent		Score	RPI	S	Opponent		Score
14	A	Virginia		1 3						51	H	FGCU		1 2
15	A	Florida		0 3						94	A	Portland		1 2
16	A	UCF		1 2										
23	N	Washington		1 3										

Non-Div. I Games:

Miami (FL)

Average RPI Win: 260		WON-LOST	WINNING		LAST 10	STRENGTH OF		OPP. STRENGTH	TEAM	ADJ	CONF.	ADJ CONF.
Average RPI Loss: 0		RECORD	PCT. RANK		GAMES	SCHEDULE		OF SCHEDULE	RPI	RPI	RPI	RPI
DIV. I ONLY		9-0-0	1	1	9-0-0	328		142	158	.5025	158	18
DIV. I NON-CONF.		9-0-0	1	1	9-0-0	329		140	158	.5025	158	18
TOTALS		RPI 1-25	RPI 26-50		W-L RECORDS	RPI 51-100		RPI 101-150		RPI 150+		
9-0-0	0-0-0		0-0-0		OVERALL	0-0-0		0-0-0		9-0-0		
7-0-0	0-0-0		0-0-0		HOME	0-0-0		0-0-0		7-0-0		
2-0-0	0-0-0		0-0-0		AWAY	0-0-0		0-0-0		2-0-0		
0-0-0	0-0-0		0-0-0		NEUTRAL	0-0-0		0-0-0		0-0-0		
9-0-0	0-0-0		0-0-0		NON-CONFERENCE	0-0-0		0-0-0		9-0-0		
7-0-0	0-0-0		0-0-0		HOME	0-0-0		0-0-0		7-0-0		
2-0-0	0-0-0		0-0-		AWAY	0-0-0		0-0-0		2-0-0		
0-0-0	0-0-0		0-0-0		NEUTRAL	0-0-0		0-0-0		0-0-0		
0-0-0	0-0-0		0-0-0		CONFERENCE	0-0-0		0-0-0		0-0-0		
0-0-0	0-0-0		0-0-0		HOME	0-0-0		0-0-0		0-0-0		
0-0-0	0-0-0		0-0-0		AWAY	0-0-0		0-0-0		0-0-0		
0-0-0	0-0-0		0-0-0		NEUTRAL	0-0-0		0-0-0		0-0-0		
RPI S	Opponent	Score	RPI S	Opponent	Score	RPI S	Opponent	Score	RPI S	Opponent	Score	
									166 A	Missouri St.	1	0
									192 H	Nicholls St.	3	1
									235 H	South Dakota	1	0
									261 H	Tennessee Tech	1	0
									272 A	Northwestern St.	1	0
									280 H	Southern U.	6	0
									291 H	Mississippi Val.	9	0
									319 H	Ark.-Pine Bluff	7	1
									328 H	Chicago St.	7	0
LAST 10 GAMES												
			261 H	Tennessee Tech	1 0	166 A	Missouri St.	1 0				
			291 H	Mississippi Val.	9 0	192 H	Nicholls St.	3 1				
			319 H	Ark.-Pine Bluff	7 1	280 H	Southern U.	6 0				
			272 A	Northwestern St.	1 0	328 H	Chicago St.	7 0				
			235 H	South Dakota	1 0							

Non-Div. I Games:

UALR

Average RPI Win: 221		WON-LOST RECORD		WINNING PCT. RANK		LAST 10 GAMES		STRENGTH OF SCHEDULE		OPP. STRENGTH OF SCHEDULE		TEAM RPI		ADJ RPI		CONF. RPI		ADJ CONF. RPI	
DIV. I ONLY		6-3-0		.66667 73		6-3-0		278		102		160		.50092 160		14		14	
DIV. I NON-CONF.		6-3-0		.66667 78		6-3-0		276		98		161		.50092 161		13		13	
TOTALS		RPI 1-25		RPI 26-50		W-L RECORDS		RPI 51-100		RPI 101-150		RPI 150+							
6-3-0		0-0-0		0-1-0		OVERALL		1-1-0		0-0-0		5-1-0							
4-3-0		0-0-0		0-1-0		HOME		1-1-0		0-0-0		3-1-0							
2-0-0		0-0-0		0-0-0		AWAY		0-0-0		0-0-0		2-0-0							
0-0-0		0-0-0		0-0-0		NEUTRAL		0-0-0		0-0-0		0-0-0							
6-3-0		0-0-0		0-1-0		NON-CONFERENCE		1-1-0		0-0-0		5-1-0							
4-3-0		0-0-0		0-1-0		HOME		1-1-0		0-0-0		3-1-0							
2-0-0		0-0-0		0-0-		AWAY		0-0-0		0-0-0		2-0-0							
0-0-0		0-0-0		0-0-0		NEUTRAL		0-0-0		0-0-0		0-0-0							
0-0-0		0-0-0		0-0-0		CONFERENCE		0-0-0		0-0-0		0-0-0							
0-0-0		0-0-0		0-0-0		HOME		0-0-0		0-0-0		0-0-0							
0-0-0		0-0-0		0-0-0		AWAY		0-0-0		0-0-0		0-0-0							
0-0-0		0-0-0		0-0-0		NEUTRAL		0-0-0		0-0-0		0-0-0							
RPI	S	Opponent		Score		RPI	S	Opponent		Score		RPI	S	Opponent		Score			
				32	H	Oklahoma	1	2	75	H	TCU	0	1	199	H	Abilene Christian	3	1	
									83	H	Vanderbilt	1	0	227	H	Gonzaga	1	2	
														237	A	Lamar	1	0	
														240	H	Oregon St.	1	0	
														266	A	Houston Baptist	2	0	
														298	H	Texas Southern	3	0	
LAST 10 GAMES																			
				83	H	Vanderbilt	1	0	75	H	TCU	0	1						
				199	H	Abilene Christian	3	1	227	H	Gonzaga	1	2						
				237	A	Lamar	1	0	266	A	Houston Baptist	2	0						
				240	H	Oregon St.	1	0	32	H	Oklahoma	1	2						
				298	H	Texas Southern	3	0											

Non-Div. I Games:

North Texas

Average RPI Win: 297		WON-LOST RECORD	WINNING PCT. RANK		LAST 10 GAMES	STRENGTH OF SCHEDULE	OPP. STRENGTH OF SCHEDULE	TEAM RPI	ADJ RPI	CONF. RPI	ADJ CONF. RPI						
Average RPI Loss: 103																	
DIV. I ONLY		3-4-0	.42857	214	3-4-0	90	282	161	.49989	161	21	22					
DIV. I NON-CONF.		3-4-0	.42857	211	3-4-0	85	283	162	.49989	162	22	23					
<hr/>																	
TOTALS		RPI 1-25		RPI 26-50		W-L RECORDS		RPI 51-100		RPI 101-150		RPI 150+					
3-4-0		0-1-0		0-0-0		OVERALL		0-1-0		0-1-0		3-1-0					
2-0-0		0-0-0		0-0-0		HOME		0-0-0		0-0-0		2-0-0					
1-4-0		0-1-0		0-0-0		AWAY		0-1-0		0-1-0		1-1-0					
0-0-0		0-0-0		0-0-0		NEUTRAL		0-0-0		0-0-0		0-0-0					
3-4-0		0-1-0		0-0-0		NON-CONFERENCE		0-1-0		0-1-0		3-1-0					
2-0-0		0-0-0		0-0-0		HOME		0-0-0		0-0-0		2-0-0					
1-4-0		0-1-0		0-0-		AWAY		0-1-0		0-1-0		1-1-0					
0-0-0		0-0-0		0-0-0		NEUTRAL		0-0-0		0-0-0		0-0-0					
0-0-0		0-0-0		0-0-0		CONFERENCE		0-0-0		0-0-0		0-0-0					
0-0-0		0-0-0		0-0-0		HOME		0-0-0		0-0-0		0-0-0					
0-0-0		0-0-0		0-0-0		AWAY		0-0-0		0-0-0		0-0-0					
0-0-0		0-0-0		0-0-0		NEUTRAL		0-0-0		0-0-0		0-0-0					
RPI	S	Opponent		Score		RPI	S	Opponent		Score		RPI	S	Opponent		Score	
10	A	Clemson		0 1								51	A	FGCU		0 3	
												134	A	Fla. Atlantic		0 1	
												216	A	Coastal Caro.		0 1	
												275	H	Presbyterian		3 0	
												306	H	Gardner-Webb		3 2	
												310	A	UNC Asheville		3 2	
<hr/>																	
LAST 10 GAMES																	
275	H	Presbyterian		3 0		134	A	Fla. Atlantic		0 1							
306	H	Gardner-Webb		3 2		51	A	FGCU		0 3							
						10	A	Clemson		0 1							
						216	A	Coastal Caro.		0 1							
						310	A	UNC Asheville		3 2							

Non-Div. I Games:

Wofford

Average RPI Win: 249		WON-LOST	WINNING	LAST 10	STRENGTH OF		OPP. STRENGTH	TEAM	ADJ	CONF.	ADJ CONF.			
Average RPI Loss: 98		RECORD	PCT. RANK	GAMES	SCHEDULE		OF SCHEDULE	RPI	RPI	RPI	RPI			
DIV. I ONLY		4-3-1	.5625 124	4-3-1	193		232	162	.4997 162	14	14			
DIV. I NON-CONF.		4-3-1	.5625 128	4-3-1	191		230	163	.4997 163	13	13			
<hr/>														
TOTALS		RPI 1-25		RPI 26-50		W-L RECORDS		RPI 51-100		RPI 101-150		RPI 150+		
4-3-1		0-0-0		0-1-0		OVERALL		0-0-0		0-1-0		4-1-1		
2-1-0		0-0-0		0-0-0		HOME		0-0-0		0-1-0		2-0-0		
2-2-1		0-0-0		0-1-0		AWAY		0-0-0		0-0-0		2-1-1		
0-0-0		0-0-0		0-0-0		NEUTRAL		0-0-0		0-0-0		0-0-0		
4-3-1		0-0-0		0-1-0		NON-CONFERENCE		0-0-0		0-1-0		4-1-1		
2-1-0		0-0-0		0-0-0		HOME		0-0-0		0-1-0		2-0-0		
2-2-1		0-0-0		0-0-		AWAY		0-0-0		0-0-0		2-1-1		
0-0-0		0-0-0		0-0-0		NEUTRAL		0-0-0		0-0-0		0-0-0		
0-0-0		0-0-0		0-0-0		CONFERENCE		0-0-0		0-0-0		0-0-0		
0-0-0		0-0-0		0-0-0		HOME		0-0-0		0-0-0		0-0-0		
0-0-0		0-0-0		0-0-0		AWAY		0-0-0		0-0-0		0-0-0		
0-0-0		0-0-0		0-0-0		NEUTRAL		0-0-0		0-0-0		0-0-0		
RPI	S	Opponent		Score	RPI	S	Opponent		Score	RPI	S	Opponent		Score
					29	A	Kansas		1 2					
										102	H	Baylor		0 4
										163	A	SMU		1 2
										190	A	Texas St.		3 2
										231	A	A&M-Corpus Christi		0 0
										262	H	McNeese St.		4 3
										266	H	Houston Baptist		1 0
										277	A	Sam Houston St.		2 1
<hr/>														
LAST 10 GAMES														
					102	H	Baylor		0 4	163	A	SMU		1 2
					190	A	Texas St.		3 2	262	H	McNeese St.		4 3
					231	A	A&M-Corpus Christi		0 0	29	A	Kansas		1 2
										277	A	Sam Houston St.		2 1
										266	H	Houston Baptist		1 0

Non-Div. I Games:

UTSA

Average RPI Win: 230		WON-LOST RECORD	WINNING PCT. RANK	LAST 10 GAMES	STRENGTH OF SCHEDULE	OPP. STRENGTH OF SCHEDULE	TEAM RPI	ADJ RPI	CONF. RPI	ADJ CONF. RPI								
Average RPI Loss: 66																		
DIV. I ONLY		4-5-0	.44444	190	4-5-0	162	92	163	.49835	163	6	6						
DIV. I NON-CONF.		4-5-0	.44444	191	4-5-0	158	86	165	.49835	165	6	6						
<hr/>																		
TOTALS		RPI 1-25		RPI 26-50		W-L RECORDS		RPI 51-100		RPI 101-150		RPI 150+						
4-5-0		0-0-0		0-2-0		OVERALL		0-2-0		0-1-0		4-0-0						
3-2-0		0-0-0		0-1-0		HOME		0-0-0		0-1-0		3-0-0						
1-3-0		0-0-0		0-1-0		AWAY		0-2-0		0-0-0		1-0-0						
0-0-0		0-0-0		0-0-0		NEUTRAL		0-0-0		0-0-0		0-0-0						
4-5-0		0-0-0		0-2-0		NON-CONFERENCE		0-2-0		0-1-0		4-0-0						
3-2-0		0-0-0		0-1-0		HOME		0-0-0		0-1-0		3-0-0						
1-3-0		0-0-0		0-0-		AWAY		0-2-0		0-0-0		1-0-0						
0-0-0		0-0-0		0-0-0		NEUTRAL		0-0-0		0-0-0		0-0-0						
0-0-0		0-0-0		0-0-0		CONFERENCE		0-0-0		0-0-0		0-0-0						
0-0-0		0-0-0		0-0-0		HOME		0-0-0		0-0-0		0-0-0						
0-0-0		0-0-0		0-0-0		AWAY		0-0-0		0-0-0		0-0-0						
0-0-0		0-0-0		0-0-0		NEUTRAL		0-0-0		0-0-0		0-0-0						
RPI	S	Opponent		Score		RPI	S	Opponent		Score		RPI	S	Opponent		Score		
				29	A	Kansas	0	3	75	A	TCU	1	4	118	H	Oral Roberts	1	2
				34	H	Missouri	1	3	75	A	Nebraska	0	4	162	H	UTSA	2	1
														227	H	Gonzaga	2	1
														233	A	Colorado St.	1	0
														298	H	Texas Southern	1	0
				LAST 10 GAMES														
				227	H	Gonzaga	2	1	34	H	Missouri	1	3					
				75	A	TCU	1	4	298	H	Texas Southern	1	0					
				233	A	Colorado St.	1	0	29	A	Kansas	0	3					
				162	H	UTSA	2	1	75	A	Nebraska	0	4					
				118	H	Oral Roberts	1	2										

Non-Div. I Games:

SMU

Average RPI Win: 252		WON-LOST	WINNING	LAST 10	STRENGTH OF		OPP. STRENGTH	TEAM	ADJ	CONF.	ADJ CONF.
Average RPI Loss: 135		RECORD	PCT. RANK	GAMES	SCHEDULE		OF SCHEDULE	RPI	RPI	RPI	RPI
DIV. I ONLY		5-3-0	.625	92	5-3-0		236	247	164	.49813	164
DIV. I NON-CONF.		5-3-0	.625	96	5-3-0		237	250	166	.49813	166
TOTALS		RPI 1-25	RPI 26-50		W-L RECORDS		RPI 51-100		RPI 101-150		RPI 150+
5-3-0	0-0-0	0-1-0		OVERALL		0-0-0		0-0-0		5-2-0	
2-2-0	0-0-0	0-1-0		HOME		0-0-0		0-0-0		2-1-0	
3-1-0	0-0-0	0-0-0		AWAY		0-0-0		0-0-0		3-1-0	
0-0-0	0-0-0	0-0-0		NEUTRAL		0-0-0		0-0-0		0-0-0	
5-3-0	0-0-0	0-1-0		NON-CONFERENCE		0-0-0		0-0-0		5-2-0	
2-2-0	0-0-0	0-1-0		HOME		0-0-0		0-0-0		2-1-0	
3-1-0	0-0-0	0-0-		AWAY		0-0-0		0-0-0		3-1-0	
0-0-0	0-0-0	0-0-0		NEUTRAL		0-0-0		0-0-0		0-0-0	
0-0-0	0-0-0	0-0-0		CONFERENCE		0-0-0		0-0-0		0-0-0	
0-0-0	0-0-0	0-0-0		HOME		0-0-0		0-0-0		0-0-0	
0-0-0	0-0-0	0-0-0		AWAY		0-0-0		0-0-0		0-0-0	
0-0-0	0-0-0	0-0-0		NEUTRAL		0-0-0		0-0-0		0-0-0	
RPI S	Opponent	Score	RPI S	Opponent	Score	RPI S	Opponent	Score	RPI S	Opponent	Score
			42 H	Hofstra	1 4				167 H	Bucknell	0 2
									184 A	Fairleigh Dickinson	2 0
									196 A	Delaware	2 3
									213 A	Seton Hall	1 0
									257 H	Lafayette	3 0
									292 H	American	1 0
									316 A	NJIT	2 0
LAST 10 GAMES											
			257 H	Lafayette	3 0		42 H	Hofstra	1 4		
			184 A	Fairleigh Dickinson	2 0		292 H	American	1 0		
			316 A	NJIT	2 0		196 A	Delaware	2 3		
			213 A	Seton Hall	1 0						
			167 H	Bucknell	0 2						

Non-Div. I Games:

Monmouth

Average RPI Win: 245		WON-LOST	WINNING	LAST 10	STRENGTH OF		OPP. STRENGTH	TEAM	ADJ	CONF.	ADJ CONF.
Average RPI Loss: 126		RECORD	PCT. RANK	GAMES	SCHEDULE		OF SCHEDULE	RPI	RPI	RPI	RPI
DIV. I ONLY		7-3-2	.66667	73	6-2-2		262	228	165	.49787	165
DIV. I NON-CONF.		7-3-2	.66667	78	6-2-2		258	225	167	.49787	167
TOTALS		RPI 1-25	RPI 26-50		W-L RECORDS		RPI 51-100		RPI 101-150		RPI 150+
7-3-2		0-0-0	0-0-0		OVERALL		0-1-0		1-1-0		6-1-2
6-1-0		0-0-0	0-0-0		HOME		0-0-0		1-0-0		5-1-0
1-2-2		0-0-0	0-0-0		AWAY		0-1-0		0-1-0		1-0-2
0-0-0		0-0-0	0-0-0		NEUTRAL		0-0-0		0-0-0		0-0-0
7-3-2		0-0-0	0-0-0		NON-CONFERENCE		0-1-0		1-1-0		6-1-2
6-1-0		0-0-0	0-0-0		HOME		0-0-0		1-0-0		5-1-0
1-2-2		0-0-0	0-0-		AWAY		0-1-0		0-1-0		1-0-2
0-0-0		0-0-0	0-0-0		NEUTRAL		0-0-0		0-0-0		0-0-0
0-0-0		0-0-0	0-0-0		CONFERENCE		0-0-0		0-0-0		0-0-0
0-0-0		0-0-0	0-0-0		HOME		0-0-0		0-0-0		0-0-0
0-0-0		0-0-0	0-0-0		AWAY		0-0-0		0-0-0		0-0-0
0-0-0		0-0-0	0-0-0		NEUTRAL		0-0-0		0-0-0		0-0-0
RPI S	Opponent	Score	RPI S	Opponent	Score	RPI S	Opponent	Score	RPI S	Opponent	Score
						65 A	Western Ky.	0 2	105 A	UT Martin	0 1
									145 H	Butler	1 0
									197 A	Belmont	2 0
									207 H	Saint Louis	1 4
									225 H	Southeast Mo. St.	1 0
									238 A	Valparaiso	0 0
									261 H	Tennessee Tech	7 0
									284 H	Eastern Ky.	1 0
									287 A	IUPUI	0 0
									296 H	Bowling Green	2 0
									307 H	Austin Peay	3 0
LAST 10 GAMES											
						238 A	Valparaiso	0 0	261 H	Tennessee Tech	7 0
						287 A	IUPUI	0 0	197 A	Belmont	2 0
						65 A	Western Ky.	0 2	225 H	Southeast Mo. St.	1 0
						145 H	Butler	1 0	284 H	Eastern Ky.	1 0
						105 A	UT Martin	0 1	296 H	Bowling Green	2 0

Non-Div. I Games:

Evansville

Average RPI Win:	240	WON-LOST RECORD	WINNING PCT. RANK	LAST 10 GAMES	STRENGTH OF SCHEDULE	OPP. STRENGTH OF SCHEDULE	TEAM RPI	ADJ RPI	CONF. RPI	ADJ CONF. RPI	
DIV. I ONLY	3-5-1	.38889	224	3-5-1	88	235	166	.49748	166	17	17
DIV. I NON-CONF.	3-5-1	.38889	225	3-5-1	82	235	168	.49748	168	17	17
TOTALS	RPI 1-25	RPI 26-50	W-L RECORDS	RPI 51-100	RPI 101-150	RPI 150+					
3-5-1	0-0-0	0-1-0	OVERALL	0-1-0	0-2-1	3-1-0					
3-2-0	0-0-0	0-0-0	HOME	0-0-0	0-1-0	3-1-0					
0-3-0	0-0-0	0-1-0	AWAY	0-1-0	0-1-0	0-0-0					
0-0-1	0-0-0	0-0-0	NEUTRAL	0-0-0	0-0-1	0-0-0					
3-5-1	0-0-0	0-1-0	NON-CONFERENCE	0-1-0	0-2-1	3-1-0					
3-2-0	0-0-0	0-0-0	HOME	0-0-0	0-1-0	3-1-0					
0-3-0	0-0-0	0-0-	AWAY	0-1-0	0-1-0	0-0-0					
0-0-1	0-0-0	0-0-0	NEUTRAL	0-0-0	0-0-1	0-0-0					
0-0-0	0-0-0	0-0-0	CONFERENCE	0-0-0	0-0-0	0-0-0					
0-0-0	0-0-0	0-0-0	HOME	0-0-0	0-0-0	0-0-0					
0-0-0	0-0-0	0-0-0	AWAY	0-0-0	0-0-0	0-0-0					
0-0-0	0-0-0	0-0-0	NEUTRAL	0-0-0	0-0-0	0-0-0					
RPI S	Opponent	Score	RPI S	Opponent	Score	RPI S	Opponent	Score	RPI S	Opponent	Score
			33 A	Arkansas	1 6	67 A	Tulsa	2 3	118 N	Oral Roberts	2 2
									138 H	Central Ark.	2 3
									146 A	UMKC	0 1
									153 H	Utah St.	2 0
									158 H	UALR	0 1
									268 H	SIUE	3 1
									299 H	Arkansas St.	3 0
LAST 10 GAMES											
			138 H	Central Ark.	2 3	268 H	SIUE	3 1			
			299 H	Arkansas St.	3 0	158 H	UALR	0 1			
			118 N	Oral Roberts	2 2	33 A	Arkansas	1 6			
			67 A	Tulsa	2 3	146 A	UMKC	0 1			
			153 H	Utah St.	2 0						

Non-Div. I Games:

Missouri St.

Average RPI Win: 232		WON-LOST RECORD	WINNING PCT. RANK		LAST 10 GAMES	STRENGTH OF SCHEDULE	OPP. STRENGTH OF SCHEDULE	TEAM RPI	ADJ RPI	CONF. RPI	ADJ CONF. RPI		
Average RPI Loss: 124													
DIV. I ONLY		5-4-0	.55556	131	5-4-0	209	192	167	.49627	167	13	13	
DIV. I NON-CONF.		5-3-0	.625	96	5-3-0	190	213	137	.51753	137	14	14	
<hr/>													
TOTALS		RPI 1-25		RPI 26-50		W-L RECORDS		RPI 51-100		RPI 101-150		RPI 150+	
5-4-0		0-0-0		0-1-0		OVERALL		0-0-0		1-1-0		4-2-0	
2-1-0		0-0-0		0-0-0		HOME		0-0-0		0-0-0		2-1-0	
3-3-0		0-0-0		0-1-0		AWAY		0-0-0		1-1-0		2-1-0	
0-0-0		0-0-0		0-0-0		NEUTRAL		0-0-0		0-0-0		0-0-0	
5-3-0		0-0-0		0-1-0		NON-CONFERENCE		0-0-0		1-0-0		4-2-0	
2-1-0		0-0-0		0-0-0		HOME		0-0-0		0-0-0		2-1-0	
3-2-0		0-0-0		0-0-		AWAY		0-0-0		1-0-0		2-1-0	
0-0-0		0-0-0		0-0-0		NEUTRAL		0-0-0		0-0-0		0-0-0	
0-1-0		0-0-0		0-0-0		CONFERENCE		0-0-0		0-1-0		0-0-0	
0-0-0		0-0-0		0-0-0		HOME		0-0-0		0-0-0		0-0-0	
0-1-0		0-0-0		0-0-0		AWAY		0-0-0		0-1-0		0-0-0	
0-0-0		0-0-0		0-0-0		NEUTRAL		0-0-0		0-0-0		0-0-0	
RPI	S	Opponent	Score	RPI	S	Opponent	Score	RPI	S	Opponent	Score		
				42	A	Hofstra	2 4			115	A	Jacksonville	2 1
										142	A	Army	1 2
										154	A	Rider	0 1
										159	H	UMBC	1 2
										164	A	Monmouth	2 0
										276	A	Stetson	1 0
										294	H	Robert Morris	1 0
										312	H	Mt. St. Mary's	7 1
<hr/>													
LAST 10 GAMES													
				294	H	Robert Morris	1 0	142	A	Army	1 2		
				159	H	UMBC	1 2	115	A	Jacksonville	2 1		
				154	A	Rider	0 1	276	A	Stetson	1 0		
				164	A	Monmouth	2 0	312	H	Mt. St. Mary's	7 1		
				42	A	Hofstra	2 4						

Non-Div. I Games:

Bucknell

Average RPI Win: 209		WON-LOST	WINNING	LAST 10	STRENGTH OF		OPP. STRENGTH	TEAM	ADJ		CONF.	ADJ CONF.				
Average RPI Loss: 76		RECORD	PCT. RANK	GAMES	SCHEDULE		OF SCHEDULE	RPI	RPI		RPI	RPI				
DIV. I ONLY		4-5-0	.44444	190	4-5-0		173	90	168	.49405	168	4	4			
DIV. I NON-CONF.		4-4-0	.5	154	4-4-0		169	104	155	.50483	155	4	4			
TOTALS		RPI 1-25	RPI 26-50		W-L RECORDS		RPI 51-100		RPI 101-150		RPI 150+					
4-5-0		0-1-0	0-2-0		OVERALL		0-1-0		1-0-0		3-1-0					
2-4-0		0-1-0	0-1-0		HOME		0-1-0		1-0-0		1-1-0					
2-1-0		0-0-0	0-1-0		AWAY		0-0-0		0-0-0		2-0-0					
0-0-0		0-0-0	0-0-0		NEUTRAL		0-0-0		0-0-0		0-0-0					
4-4-0		0-1-0	0-1-0		NON-CONFERENCE		0-1-0		1-0-0		3-1-0					
2-3-0		0-1-0	0-0-0		HOME		0-1-0		1-0-0		1-1-0					
2-1-0		0-0-0	0-0-		AWAY		0-0-0		0-0-0		2-0-0					
0-0-0		0-0-0	0-0-0		NEUTRAL		0-0-0		0-0-0		0-0-0					
0-1-0		0-0-0	0-1-0		CONFERENCE		0-0-0		0-0-0		0-0-0					
0-1-0		0-0-0	0-1-0		HOME		0-0-0		0-0-0		0-0-0					
0-0-0		0-0-0	0-0-0		AWAY		0-0-0		0-0-0		0-0-0					
0-0-0		0-0-0	0-0-0		NEUTRAL		0-0-0		0-0-0		0-0-0					
RPI	S	Opponent	Score		RPI	S	Opponent	Score		RPI	S	Opponent	Score			
23	H	Washington	0	1	41	H	Duke	0	3	93	H	VCU	0	1		
					50	A	La Salle	0	1							
												147	H	Akron	3	0
												171	H	Duquesne	0	1
												194	A	Toledo	1	0
												201	A	Villanova	2	1
												294	H	Robert Morris	3	1
LAST 10 GAMES																
194	A	Toledo	1	0	41	H	Duke	0	3	93	H	VCU	0	1		
294	H	Robert Morris	3	1	50	A	La Salle	0	1	201	A	Villanova	2	1		
171	H	Duquesne	0	1	23	H	Washington	0	1							
147	H	Akron	3	0												

Non-Div. I Games:

Pittsburgh

Average RPI Win:	210	WON-LOST RECORD	WINNING PCT. RANK	LAST 10 GAMES	STRENGTH OF SCHEDULE	OPP. STRENGTH OF SCHEDULE	TEAM RPI	ADJ RPI	CONF. RPI	ADJ CONF. RPI	
Average RPI Loss:	94										
DIV. I ONLY	5-5-0	.5	152	5-5-0	217	85	170	.49338	169	7	7
DIV. I NON-CONF.	5-5-0	.5	154	5-5-0	218	78	171	.49338	170	7	7
<hr/>											
TOTALS	RPI 1-25	RPI 26-50		W-L RECORDS	RPI 51-100		RPI 101-150		RPI 150+		
5-5-0	0-0-0	0-2-0		OVERALL	0-1-0		2-0-0		3-2-0		
3-2-0	0-0-0	0-1-0		HOME	0-0-0		1-0-0		2-1-0		
1-3-0	0-0-0	0-1-0		AWAY	0-1-0		0-0-0		1-1-0		
1-0-0	0-0-0	0-0-0		NEUTRAL	0-0-0		1-0-0		0-0-0		
<hr/>											
5-5-0	0-0-0	0-2-0		NON-CONFERENCE	0-1-0		2-0-0		3-2-0		
3-2-0	0-0-0	0-1-0		HOME	0-0-0		1-0-0		2-1-0		
1-3-0	0-0-0	0-0-		AWAY	0-1-0		0-0-0		1-1-0		
1-0-0	0-0-0	0-0-0		NEUTRAL	0-0-0		1-0-0		0-0-0		
<hr/>											
0-0-0	0-0-0	0-0-0		CONFERENCE	0-0-0		0-0-0		0-0-0		
0-0-0	0-0-0	0-0-0		HOME	0-0-0		0-0-0		0-0-0		
0-0-0	0-0-0	0-0-0		AWAY	0-0-0		0-0-0		0-0-0		
0-0-0	0-0-0	0-0-0		NEUTRAL	0-0-0		0-0-0		0-0-0		
<hr/>											
RPI	S	Opponent	Score	RPI	S	Opponent	Score	RPI	S	Opponent	Score
				26	H	California	0 4	84	A	Oregon	0 2
				29	A	Kansas	0 4				
										131	N South Dakota St.
										144	H Saint Joseph's
										151	A Nevada
										178	H Seattle
										229	H Albany (NY)
										240	A Oregon St.
										305	H Idaho
<hr/>											
LAST 10 GAMES											
				29	A	Kansas	0 4	131	N	South Dakota St.	2 1
				240	A	Oregon St.	4 2	178	H	Seattle	0 2
				84	A	Oregon	0 2	305	H	Idaho	3 0
				144	H	Saint Joseph's	4 0	151	A	Nevada	1 2
				229	H	Albany (NY)	2 0	26	H	California	0 4

Non-Div. I Games:

St. Mary's (CA)

Average RPI Win:	170	WON-LOST	WINNING	LAST 10	STRENGTH OF	OPP. STRENGTH	TEAM	ADJ	CONF.	ADJ CONF.					
Average RPI Loss:	116	RECORD	PCT. RANK	GAMES	SCHEDULE	OF SCHEDULE	RPI	RPI	RPI	RPI					
DIV. I ONLY		5-4-0	.55556	131	5-4-0	257	55	171	.49286	170	11	11			
DIV. I NON-CONF.		5-4-0	.55556	137	5-4-0	254	50	172	.49286	171	11	11			

TOTALS	RPI 1-25	RPI 26-50		W-L RECORDS		RPI 51-100		RPI 101-150		RPI 150+					
5-4-0	0-0-0	0-1-0		OVERALL		2-0-0		0-2-0		3-1-0					
4-1-0	0-0-0	0-0-0		HOME		1-0-0		0-1-0		3-0-0					
1-3-0	0-0-0	0-1-0		AWAY		1-0-0		0-1-0		0-1-0					
0-0-0	0-0-0	0-0-0		NEUTRAL		0-0-0		0-0-0		0-0-0					
5-4-0	0-0-0	0-1-0		NON-CONFERENCE		2-0-0		0-2-0		3-1-0					
4-1-0	0-0-0	0-0-0		HOME		1-0-0		0-1-0		3-0-0					
1-3-0	0-0-0	0-0-		AWAY		1-0-0		0-1-0		0-1-0					
0-0-0	0-0-0	0-0-0		NEUTRAL		0-0-0		0-0-0		0-0-0					
0-0-0	0-0-0	0-0-0		CONFERENCE		0-0-0		0-0-0		0-0-0					
0-0-0	0-0-0	0-0-0		HOME		0-0-0		0-0-0		0-0-0					
0-0-0	0-0-0	0-0-0		AWAY		0-0-0		0-0-0		0-0-0					
0-0-0	0-0-0	0-0-0		NEUTRAL		0-0-0		0-0-0		0-0-0					
RPI	S	Opponent	Score	RPI	S	Opponent	Score	RPI	S	Opponent	Score	RPI	S	Opponent	Score
				50	A	La Salle	1 2	90	A	Wake Forest	2 1	103	H	Navy	0 1
								93	H	VCU	1 0	110	A	UNC Greensboro	0 1
												201	A	Villanova	0 3
												205	H	Massachusetts	2 1
												217	H	Xavier	2 1
												247	H	Appalachian St.	2 1
LAST 10 GAMES															
				110	A	UNC Greensboro	0 1	247	H	Appalachian St.	2 1				
				90	A	Wake Forest	2 1	50	A	La Salle	1 2				
				205	H	Massachusetts	2 1	201	A	Villanova	0 3				
				217	H	Xavier	2 1	93	H	VCU	1 0				
								103	H	Navy	0 1				

Non-Div. I Games:

James Madison

Average RPI Win: 257		WON-LOST RECORD	WINNING PCT. RANK		LAST 10 GAMES	STRENGTH OF SCHEDULE	OPP. STRENGTH OF SCHEDULE	TEAM RPI	ADJ RPI		CONF. RPI	ADJ CONF. RPI					
Average RPI Loss: 116																	
DIV. I ONLY		3-3-2	.5	152	3-3-2	181	152	168	.49255	171	12	12					
DIV. I NON-CONF.		3-3-2	.5	154	3-3-2	179	152	169	.49255	172	12	12					
<hr/>																	
TOTALS		RPI 1-25		RPI 26-50		W-L RECORDS		RPI 51-100		RPI 101-150		RPI 150+					
3-3-2		0-1-0		0-1-0		OVERALL		0-0-2		0-0-0		3-1-0					
1-0-2		0-0-0		0-0-0		HOME		0-0-2		0-0-0		1-0-0					
2-2-0		0-1-0		0-1-0		AWAY		0-0-0		0-0-0		2-0-0					
0-1-0		0-0-0		0-0-0		NEUTRAL		0-0-0		0-0-0		0-1-0					
3-3-2		0-1-0		0-1-0		NON-CONFERENCE		0-0-2		0-0-0		3-1-0					
1-0-2		0-0-0		0-0-0		HOME		0-0-2		0-0-0		1-0-0					
2-2-0		0-1-0		0-0-		AWAY		0-0-0		0-0-0		2-0-0					
0-1-0		0-0-0		0-0-0		NEUTRAL		0-0-0		0-0-0		0-1-0					
0-0-0		0-0-0		0-0-0		CONFERENCE		0-0-0		0-0-0		0-0-0					
0-0-0		0-0-0		0-0-0		HOME		0-0-0		0-0-0		0-0-0					
0-0-0		0-0-0		0-0-0		AWAY		0-0-0		0-0-0		0-0-0					
0-0-0		0-0-0		0-0-0		NEUTRAL		0-0-0		0-0-0		0-0-0					
RPI	S	Opponent		Score		RPI	S	Opponent		Score		RPI	S	Opponent		Score	
17	A	West Virginia		1	4	37	A	Georgetown		0	2	77	H	Buffalo		0	0
												98	H	Niagara		0	0
												168	A	Pittsburgh		1	0
												289	H	Youngstown St.		3	0
												294	N	Robert Morris		2	3
												313	A	Saint Francis (PA)		2	0
<hr/>																	
LAST 10 GAMES																	
37	A	Georgetown		0	2	17	A	West Virginia		1	4						
313	A	Saint Francis (PA)		2	0	98	H	Niagara		0	0						
294	N	Robert Morris		2	3	289	H	Youngstown St.		3	0						
						77	H	Buffalo		0	0						
						168	A	Pittsburgh		1	0						

Non-Div. I Games:

Duquesne

[illegible]

Non-Div. I Games:

Creighton

Average RPI Win: 273		WON-LOST	WINNING	LAST 10	STRENGTH OF		OPP. STRENGTH	TEAM	ADJ		CONF.	ADJ CONF.		
Average RPI Loss: 58		RECORD	PCT. RANK	GAMES	SCHEDULE		OF SCHEDULE	RPI	RPI		RPI	RPI		
DIV. I ONLY		3-2-2	.57143	120	3-2-2		240	146	173	.49184	173	30	30	
DIV. I NON-CONF.		3-2-2	.57143	123	3-2-2		241	147	174	.49184	174	30	30	
TOTALS		RPI 1-25	RPI 26-50		W-L RECORDS		RPI 51-100		RPI 101-150		RPI 150+			
3-2-2		0-1-0	0-0-0		OVERALL		0-0-0		0-1-1		3-0-1			
1-0-1		0-0-0	0-0-0		HOME		0-0-0		0-0-0		1-0-1			
1-2-1		0-1-0	0-0-0		AWAY		0-0-0		0-1-1		1-0-0			
1-0-0		0-0-0	0-0-0		NEUTRAL		0-0-0		0-0-0		1-0-0			
3-2-2		0-1-0	0-0-0		NON-CONFERENCE		0-0-0		0-1-1		3-0-1			
1-0-1		0-0-0	0-0-0		HOME		0-0-0		0-0-0		1-0-1			
1-2-1		0-1-0	0-0-		AWAY		0-0-0		0-1-1		1-0-0			
1-0-0		0-0-0	0-0-0		NEUTRAL		0-0-0		0-0-0		1-0-0			
0-0-0		0-0-0	0-0-0		CONFERENCE		0-0-0		0-0-0		0-0-0			
0-0-0		0-0-0	0-0-0		HOME		0-0-0		0-0-0		0-0-0			
0-0-0		0-0-0	0-0-0		AWAY		0-0-0		0-0-0		0-0-0			
0-0-0		0-0-0	0-0-0		NEUTRAL		0-0-0		0-0-0		0-0-0			
RPI	S	Opponent	Score		RPI	S	Opponent	Score		RPI	S	Opponent	Score	
5	A	South Carolina	0	2						110	A	UNC Greensboro	0	3
										115	A	Jacksonville	0	0
										187	H	Elon	3	0
										212	H	Western Caro.	1	1
										302	A	North Florida	4	3
										331	N	South Carolina St.	4	0
LAST 10 GAMES														
					110	A	UNC Greensboro	0	3	115	A	Jacksonville	0	0
					331	N	South Carolina St.	4	0	302	A	North Florida	4	3
					5	A	South Carolina	0	2					
					187	H	Elon	3	0					
					212	H	Western Caro.	1	1					

Non-Div. I Games:

High Point

Average RPI Win: 244		WON-LOST	WINNING	LAST 10	STRENGTH OF	OPP. STRENGTH	TEAM	ADJ	CONF.	ADJ CONF.		
Average RPI Loss: 120		RECORD	PCT. RANK	GAMES	SCHEDULE	OF SCHEDULE	RPI	RPI	RPI	RPI		
DIV. I ONLY		6-3-0	.66667	73	6-3-0	279	161	174	.49106	174	12	12
DIV. I NON-CONF.		6-3-0	.66667	78	6-3-0	277	161	175	.49106	175	12	12

TOTALS		RPI 1-25		RPI 26-50		W-L RECORDS		RPI 51-100		RPI 101-150		RPI 150+
6-3-0		0-0-0		0-0-0		OVERALL		0-2-0		1-0-0		5-1-0
4-0-0		0-0-0		0-0-0		HOME		0-0-0		1-0-0		3-0-0
2-3-0		0-0-0		0-0-0		AWAY		0-2-0		0-0-0		2-1-0
0-0-0		0-0-0		0-0-0		NEUTRAL		0-0-0		0-0-0		0-0-0
6-3-0		0-0-0		0-0-0		NON-CONFERENCE		0-2-0		1-0-0		5-1-0
4-0-0		0-0-0		0-0-0		HOME		0-0-0		1-0-0		3-0-0
2-3-0		0-0-0		0-0-		AWAY		0-2-0		0-0-0		2-1-0
0-0-0		0-0-0		0-0-0		NEUTRAL		0-0-0		0-0-0		0-0-0
0-0-0		0-0-0		0-0-0		CONFERENCE		0-0-0		0-0-0		0-0-0
0-0-0		0-0-0		0-0-0		HOME		0-0-0		0-0-0		0-0-0
0-0-0		0-0-0		0-0-0		AWAY		0-0-0		0-0-0		0-0-0
0-0-0		0-0-0		0-0-0		NEUTRAL		0-0-0		0-0-0		0-0-0
RPI	S	Opponent	Score	RPI	S	Opponent	Score	RPI	S	Opponent	Score	

Non-Div. I Games:

Fordham

Average RPI Win: 266		WON-LOST RECORD		WINNING PCT. RANK		LAST 10 GAMES		STRENGTH OF SCHEDULE		OPP. STRENGTH OF SCHEDULE		TEAM RPI		ADJ RPI		CONF. RPI		ADJ CONF. RPI	
DIV. I ONLY		5-3-1		.61111 99		5-3-1		244		230		175		.49085 175		18		18	
DIV. I NON-CONF.		5-3-1		.61111 107		5-3-1		243		227		176		.49085 176		18		18	
TOTALS		RPI 1-25		RPI 26-50		W-L RECORDS		RPI 51-100		RPI 101-150		RPI 150+							
5-3-1		0-0-0		0-0-0		OVERALL		0-1-0		0-2-0		5-0-1							
4-0-1		0-0-0		0-0-0		HOME		0-0-0		0-0-0		4-0-1							
1-3-0		0-0-0		0-0-0		AWAY		0-1-0		0-2-0		1-0-0							
0-0-0		0-0-0		0-0-0		NEUTRAL		0-0-0		0-0-0		0-0-0							
5-3-1		0-0-0		0-0-0		NON-CONFERENCE		0-1-0		0-2-0		5-0-1							
4-0-1		0-0-0		0-0-0		HOME		0-0-0		0-0-0		4-0-1							
1-3-0		0-0-0		0-0-		AWAY		0-1-0		0-2-0		1-0-0							
0-0-0		0-0-0		0-0-0		NEUTRAL		0-0-0		0-0-0		0-0-0							
0-0-0		0-0-0		0-0-0		CONFERENCE		0-0-0		0-0-0		0-0-0							
0-0-0		0-0-0		0-0-0		HOME		0-0-0		0-0-0		0-0-0							
0-0-0		0-0-0		0-0-0		AWAY		0-0-0		0-0-0		0-0-0							
0-0-0		0-0-0		0-0-0		NEUTRAL		0-0-0		0-0-0		0-0-0							
RPI	S	Opponent		Score	RPI	S	Opponent		Score	RPI	S	Opponent		Score					
							56	A	Ole Miss	1	5	127	A	Southeastern La.	0	3			
												137	A	Louisiana Tech	0	2			
												200	H	Houston	1	1			
												237	H	Lamar	7	2			
												256	H	Alcorn	10	1			
												262	H	McNeese St.	3	0			
												277	A	Sam Houston St.	1	0			
												298	H	Texas Southern	5	1			
LAST 10 GAMES																			
							298	H	Texas Southern	5	1	256	H	Alcorn	10	1			
							56	A	Ole Miss	1	5	200	H	Houston	1	1			
							262	H	McNeese St.	3	0	237	H	Lamar	7	2			
							127	A	Southeastern La.	0	3	137	A	Louisiana Tech	0	2			
							277	A	Sam Houston St.	1	0								

Non-Div. I Games:

La.-Lafayette

Average RPI Win: 262		WON-LOST RECORD	WINNING PCT. RANK		LAST 10 GAMES	STRENGTH OF SCHEDULE		OPP. STRENGTH OF SCHEDULE		TEAM RPI	ADJ RPI		CONF. RPI	ADJ CONF. RPI			
Average RPI Loss: 93																	
DIV. I ONLY		6-3-1	.65	81	6-3-1	274		196		176	.48933	176	14	14			
DIV. I NON-CONF.		6-3-1	.65	87	6-3-1	272		196		177	.48933	177	13	13			
TOTALS		RPI 1-25		RPI 26-50		W-L RECORDS		RPI 51-100		RPI 101-150		RPI 150+					
6-3-1		0-0-0		0-0-0		OVERALL		0-2-0		0-1-0		6-0-1					
4-2-1		0-0-0		0-0-0		HOME		0-1-0		0-1-0		4-0-1					
2-1-0		0-0-0		0-0-0		AWAY		0-1-0		0-0-0		2-0-0					
0-0-0		0-0-0		0-0-0		NEUTRAL		0-0-0		0-0-0		0-0-0					
6-3-1		0-0-0		0-0-0		NON-CONFERENCE		0-2-0		0-1-0		6-0-1					
4-2-1		0-0-0		0-0-0		HOME		0-1-0		0-1-0		4-0-1					
2-1-0		0-0-0		0-0-		AWAY		0-1-0		0-0-0		2-0-0					
0-0-0		0-0-0		0-0-0		NEUTRAL		0-0-0		0-0-0		0-0-0					
0-0-0		0-0-0		0-0-0		CONFERENCE		0-0-0		0-0-0		0-0-0					
0-0-0		0-0-0		0-0-0		HOME		0-0-0		0-0-0		0-0-0					
0-0-0		0-0-0		0-0-0		AWAY		0-0-0		0-0-0		0-0-0					
0-0-0		0-0-0		0-0-0		NEUTRAL		0-0-0		0-0-0		0-0-0					
RPI	S	Opponent		Score		RPI	S	Opponent		Score		RPI	S	Opponent		Score	
						70	A	Utah Valley		0	2	117	H	Northern Ariz.		0	1
						92	H	UNLV		0	1	190	H	Texas St.		0	0
												199	A	Abilene Christian		1	0
												228	H	Southern Utah		4	2
												236	A	Weber St.		2	1
												266	H	Houston Baptist		2	1
												311	H	New Mexico St.		5	0
												329	H	Incarnate Word		4	0
LAST 10 GAMES																	
						266	H	Houston Baptist		2	1	117	H	Northern Ariz.		0	1
						329	H	Incarnate Word		4	0	92	H	UNLV		0	1
						311	H	New Mexico St.		5	0	236	A	Weber St.		2	1
						199	A	Abilene Christian		1	0	70	A	Utah Valley		0	2
						190	H	Texas St.		0	0	228	H	Southern Utah		4	2

Non-Div. I Games:

UTEP

Average RPI Win: 247		WON-LOST	WINNING	LAST 10	STRENGTH OF	OPP. STRENGTH	TEAM	ADJ	CONF.	ADJ CONF.		
Average RPI Loss: 88		RECORD	PCT. RANK	GAMES	SCHEDULE	OF SCHEDULE	RPI	RPI	RPI	RPI		
DIV. I ONLY		4-5-0	.44444	190	4-5-0	169	137	177	.48902	177	24	24
DIV. I NON-CONF.		4-5-0	.44444	191	4-5-0	165	132	178	.48902	178	24	24

TOTALS		RPI 1-25		RPI 26-50		W-L RECORDS		RPI 51-100		RPI 101-150		RPI 150+
4-5-0		0-0-0		0-3-0		OVERALL		0-0-0		0-1-0		4-1-0
1-1-0		0-0-0		0-0-0		HOME		0-0-0		0-1-0		1-0-0
3-4-0		0-0-0		0-3-0		AWAY		0-0-0		0-0-0		3-1-0
0-0-0		0-0-0		0-0-0		NEUTRAL		0-0-0		0-0-0		0-0-0
4-5-0		0-0-0		0-3-0		NON-CONFERENCE		0-0-0		0-1-0		4-1-0
1-1-0		0-0-0		0-0-0		HOME		0-0-0		0-1-0		1-0-0
3-4-0		0-0-0		0-0-		AWAY		0-0-0		0-0-0		3-1-0
0-0-0		0-0-0		0-0-0		NEUTRAL		0-0-0		0-0-0		0-0-0
0-0-0		0-0-0		0-0-0		CONFERENCE		0-0-0		0-0-0		0-0-0
0-0-0		0-0-0		0-0-0		HOME		0-0-0		0-0-0		0-0-0
0-0-0		0-0-0		0-0-0		AWAY		0-0-0		0-0-0		0-0-0
0-0-0		0-0-0		0-0-0		NEUTRAL		0-0-0		0-0-0		0-0-0
RPI	S	Opponent	Score	RPI	S	Opponent	Score	RPI	S	Opponent	Score	
				31	A	Washington St.	0 2			114	H Hawaii	1 2
				34	A	Missouri	3 4			219	A Wyoming	0 1
				43	A	Texas	0 2			227	A Gonzaga	2 0
										233	H Colorado St.	2 0
										263	A Air Force	1 0
										266	A Houston Baptist	3 1

LAST 10 GAMES												
				31	A	Washington St.	0 2	114	H	Hawaii	1 2	
				227	A	Gonzaga	2 0	233	H	Colorado St.	2 0	
				219	A	Wyoming	0 1	34	A	Missouri	3 4	
				263	A	Air Force	1 0	43	A	Texas	0 2	
								266	A	Houston Baptist	3 1	

Non-Div. I Games:

Montana

Average RPI Win:		274	WON-LOST RECORD		WINNING PCT. RANK		LAST 10 GAMES		STRENGTH OF SCHEDULE		OPP. STRENGTH OF SCHEDULE		TEAM RPI		ADJ RPI		CONF. RPI		ADJ CONF. RPI	
DIV. I ONLY			4-3-0		.57143 120		4-3-0		233		221		178		.48901 178		29		29	
DIV. I NON-CONF.			4-3-0		.57143 123		4-3-0		234		220		179		.48901 179		29		29	
TOTALS		RPI 1-25		RPI 26-50		W-L RECORDS		RPI 51-100		RPI 101-150		RPI 150+								
4-3-0		0-1-0		0-0-0		OVERALL		0-1-0		0-1-0		4-0-0								
2-2-0		0-1-0		0-0-0		HOME		0-1-0		0-0-0		2-0-0								
1-1-0		0-0-0		0-0-0		AWAY		0-0-0		0-1-0		1-0-0								
1-0-0		0-0-0		0-0-0		NEUTRAL		0-0-0		0-0-0		1-0-0								
4-3-0		0-1-0		0-0-0		NON-CONFERENCE		0-1-0		0-1-0		4-0-0								
2-2-0		0-1-0		0-0-0		HOME		0-1-0		0-0-0		2-0-0								
1-1-0		0-0-0		0-0-		AWAY		0-0-0		0-1-0		1-0-0								
1-0-0		0-0-0		0-0-0		NEUTRAL		0-0-0		0-0-0		1-0-0								
0-0-0		0-0-0		0-0-0		CONFERENCE		0-0-0		0-0-0		0-0-0								
0-0-0		0-0-0		0-0-0		HOME		0-0-0		0-0-0		0-0-0								
0-0-0		0-0-0		0-0-0		AWAY		0-0-0		0-0-0		0-0-0								
0-0-0		0-0-0		0-0-0		NEUTRAL		0-0-0		0-0-0		0-0-0								
RPI	S	Opponent		Score		RPI	S	Opponent		Score		RPI	S	Opponent		Score				
23	H	Washington		0 1								64	H	Kentucky		1 2				
												114	A	Hawaii		1 2				
												169	A	St. Mary's (CA)		2 0				
												305	H	Idaho		2 1				
												308	H	Eastern Wash.		4 1				
												314	N	Northern Ill.		4 1				
LAST 10 GAMES																				
23	H	Washington		0 1		169	A	St. Mary's (CA)		2 0										
305	H	Idaho		2 1		308	H	Eastern Wash.		4 1										
						114	A	Hawaii		1 2										
						314	N	Northern Ill.		4 1										
						64	H	Kentucky		1 2										

Non-Div. I Games:

Seattle

Average RPI Win:	224	WON-LOST RECORD	WINNING PCT. RANK	LAST 10 GAMES	STRENGTH OF SCHEDULE	OPP. STRENGTH OF SCHEDULE	TEAM RPI	ADJ RPI	CONF. RPI	ADJ CONF. RPI	
DIV. I ONLY		5-2-3	.65 81	5-2-3	280	147	180	.48838 179	25	25	
DIV. I NON-CONF.		5-2-3	.65 87	5-2-3	278	148	181	.48838 180	25	25	
<hr/>											
TOTALS	RPI 1-25	RPI 26-50		W-L RECORDS		RPI 51-100		RPI 101-150		RPI 150+	
5-2-3	0-0-0	0-0-0		OVERALL		1-1-1		0-0-0		4-1-2	
3-0-0	0-0-0	0-0-0		HOME		1-0-0		0-0-0		2-0-0	
2-2-3	0-0-0	0-0-0		AWAY		0-1-1		0-0-0		2-1-2	
0-0-0	0-0-0	0-0-0		NEUTRAL		0-0-0		0-0-0		0-0-0	
<hr/>											
5-2-3	0-0-0	0-0-0		NON-CONFERENCE		1-1-1		0-0-0		4-1-2	
3-0-0	0-0-0	0-0-0		HOME		1-0-0		0-0-0		2-0-0	
2-2-3	0-0-0	0-0-		AWAY		0-1-1		0-0-0		2-1-2	
0-0-0	0-0-0	0-0-0		NEUTRAL		0-0-0		0-0-0		0-0-0	
<hr/>											
0-0-0	0-0-0	0-0-0		CONFERENCE		0-0-0		0-0-0		0-0-0	
0-0-0	0-0-0	0-0-0		HOME		0-0-0		0-0-0		0-0-0	
0-0-0	0-0-0	0-0-0		AWAY		0-0-0		0-0-0		0-0-0	
0-0-0	0-0-0	0-0-0		NEUTRAL		0-0-0		0-0-0		0-0-0	
<hr/>											
RPI S	Opponent	Score	RPI S	Opponent	Score	RPI S	Opponent	Score	RPI S	Opponent	Score
						64 A	Kentucky	0 3	217 A	Xavier	0 0
						69 H	Louisville	2 0	219 H	Wyoming	2 1
						79 A	Ball St.	2 2	247 H	Appalachian St.	4 1
						267 A Northern Ky. 1 1					
						271 A Wright St. 0 1					
						288 A Ill.-Chicago 3 1					
						296 A Bowling Green 2 1					
<hr/>											
LAST 10 GAMES											
271 A Wright St.			0 1	64 A Kentucky			0 3				
217 A Xavier			0 0	247 H Appalachian St.			4 1				
219 H Wyoming			2 1	79 A Ball St.			2 2				
69 H Louisville			2 0	288 A Ill.-Chicago			3 1				
267 A Northern Ky.			1 1	296 A Bowling Green			2 1				

Non-Div. I Games:

Morehead St.

Average RPI Win: 240		WON-LOST RECORD	WINNING PCT. RANK		LAST 10 GAMES	STRENGTH OF SCHEDULE	OPP. STRENGTH OF SCHEDULE	TEAM RPI	ADJ RPI		CONF. RPI	ADJ CONF. RPI						
Average RPI Loss: 91																		
DIV. I ONLY		3-5-0	.375	232	3-5-0	98	244	179	.48803	180	14	14						
DIV. I NON-CONF.		3-5-0	.375	232	3-5-0	95	246	180	.48803	181	13	13						
<hr/>																		
TOTALS		RPI 1-25		RPI 26-50		W-L RECORDS		RPI 51-100		RPI 101-150		RPI 150+						
3-5-0		0-1-0		0-1-0		OVERALL		0-0-0		0-3-0		3-0-0						
1-0-0		0-0-0		0-0-0		HOME		0-0-0		0-0-0		1-0-0						
2-3-0		0-0-0		0-1-0		AWAY		0-0-0		0-2-0		2-0-0						
0-2-0		0-1-0		0-0-0		NEUTRAL		0-0-0		0-1-0		0-0-0						
<hr/>																		
3-5-0		0-1-0		0-1-0		NON-CONFERENCE		0-0-0		0-3-0		3-0-0						
1-0-0		0-0-0		0-0-0		HOME		0-0-0		0-0-0		1-0-0						
2-3-0		0-0-0		0-0-		AWAY		0-0-0		0-2-0		2-0-0						
0-2-0		0-1-0		0-0-0		NEUTRAL		0-0-0		0-1-0		0-0-0						
<hr/>																		
0-0-0		0-0-0		0-0-0		CONFERENCE		0-0-0		0-0-0		0-0-0						
0-0-0		0-0-0		0-0-0		HOME		0-0-0		0-0-0		0-0-0						
0-0-0		0-0-0		0-0-0		AWAY		0-0-0		0-0-0		0-0-0						
0-0-0		0-0-0		0-0-0		NEUTRAL		0-0-0		0-0-0		0-0-0						
<hr/>																		
RPI	S	Opponent		Score		RPI	S	Opponent		Score		RPI	S	Opponent		Score		
24	N	Illinois		1	3	41	A	Duke		1	3			115	N	Jacksonville	1	2
														128	A	Alabama	0	2
														149	A	Troy	1	2
														185	A	Davidson	1	0
														206	A	South Ala.	2	1
														330	H	Chattanooga	7	0
<hr/>																		
LAST 10 GAMES																		
						330	H	Chattanooga		7	0	115	N	Jacksonville		1	2	
						149	A	Troy		1	2	41	A	Duke		1	3	
						128	A	Alabama		0	2	185	A	Davidson		1	0	
						24	N	Illinois		1	3	206	A	South Ala.		2	1	

Non-Div. I Games:

UAB

Average RPI Win: 217		WON-LOST	WINNING	LAST 10	STRENGTH OF SCHEDULE	OPP. STRENGTH OF SCHEDULE	TEAM RPI	ADJ RPI	CONF. RPI	ADJ CONF. RPI			
Average RPI Loss: 94		RECORD	PCT. RANK	GAMES									
DIV. I ONLY		4-5-0	.44444	190	4-5-0	178	124	181	.48647	181	9	9	
DIV. I NON-CONF.		4-5-0	.44444	191	4-5-0	175	117	183	.48647	183	9	9	

TOTALS		RPI 1-25		RPI 26-50		W-L RECORDS		RPI 51-100		RPI 101-150		RPI 150+	
4-5-0		0-1-0		0-1-0		OVERALL		0-0-0		0-3-0		4-0-0	
3-1-0		0-0-0		0-0-0		HOME		0-0-0		0-1-0		3-0-0	
1-4-0		0-1-0		0-1-0		AWAY		0-0-0		0-2-0		1-0-0	
0-0-0		0-0-0		0-0-0		NEUTRAL		0-0-0		0-0-0		0-0-0	
4-5-0		0-1-0		0-1-0		NON-CONFERENCE		0-0-0		0-3-0		4-0-0	
3-1-0		0-0-0		0-0-0		HOME		0-0-0		0-1-0		3-0-0	
1-4-0		0-1-0		0-0-		AWAY		0-0-0		0-2-0		1-0-0	
0-0-0		0-0-0		0-0-0		NEUTRAL		0-0-0		0-0-0		0-0-0	
0-0-0		0-0-0		0-0-0		CONFERENCE		0-0-0		0-0-0		0-0-0	
0-0-0		0-0-0		0-0-0		HOME		0-0-0		0-0-0		0-0-0	
0-0-0		0-0-0		0-0-0		AWAY		0-0-0		0-0-0		0-0-0	
0-0-0		0-0-0		0-0-0		NEUTRAL		0-0-0		0-0-0		0-0-0	
RPI	S	Opponent		Score		RPI	S	Opponent		Score			
12	A	Florida St.		0	4	36	A	UConn		1	4		
										RPI	S	Opponent	Score
										140	H	Brown	1 2
										141	A	Dartmouth	0 2
										142	A	Army	1 2
										155	H	Central Conn. St.	2 0
										196	A	Delaware	2 1
										204	H	Stony Brook	1 0
										313	H	Saint Francis (PA)	3 0
						</							

Non-Div. I Games:

St. John's (NY)

Average RPI Win: 197		WON-LOST	WINNING	LAST 10	STRENGTH OF	OPP. STRENGTH	TEAM	ADJ	CONF.	ADJ CONF.			
Average RPI Loss: 153		RECORD	PCT. RANK	GAMES	SCHEDULE	OF SCHEDULE	RPI	RPI	RPI	RPI			
DIV. I ONLY		4-3-0	.57143	120	4-3-0	266	109	182	.48519	182	30	30	
DIV. I NON-CONF.		4-3-0	.57143	123	4-3-0	262	105	185	.48519	185	30	30	
<hr/>													
TOTALS		RPI 1-25		RPI 26-50		W-L RECORDS		RPI 51-100		RPI 101-150		RPI 150+	
4-3-0		0-0-0		0-0-0		OVERALL		0-0-0		1-2-0		3-1-0	
3-2-0		0-0-0		0-0-0		HOME		0-0-0		1-2-0		2-0-0	
1-1-0		0-0-0		0-0-0		AWAY		0-0-0		0-0-0		1-1-0	
0-0-0		0-0-0		0-0-0		NEUTRAL		0-0-0		0-0-0		0-0-0	
4-3-0		0-0-0		0-0-0		NON-CONFERENCE		0-0-0		1-2-0		3-1-0	
3-2-0		0-0-0		0-0-0		HOME		0-0-0		1-2-0		2-0-0	
1-1-0		0-0-0		0-0-		AWAY		0-0-0		0-0-0		1-1-0	
0-0-0		0-0-0		0-0-0		NEUTRAL		0-0-0		0-0-0		0-0-0	
0-0-0		0-0-0		0-0-0		CONFERENCE		0-0-0		0-0-0		0-0-0	
0-0-0		0-0-0		0-0-0		HOME		0-0-0		0-0-0		0-0-0	
0-0-0		0-0-0		0-0-0		AWAY		0-0-0		0-0-0		0-0-0	
0-0-0		0-0-0		0-0-0		NEUTRAL		0-0-0		0-0-0		0-0-0	
RPI	S	Opponent	Score	RPI	S	Opponent	Score	RPI	S	Opponent	Score		
										101 H	George Washington	0	1
										110 H	UNC Greensboro	0	1
										143 H	Charlotte	1	0
										185 H	Davidson	1	0
										210 A	Old Dominion	1	0
										247 A	Appalachian St.	3	4
										249 H	George Mason	2	0
LAST 10 GAMES													
										101 H	George Washington	0	1
										143 H	Charlotte	1	0
										247 A	Appalachian St.	3	4
										110 H	UNC Greensboro	0	1
										210 A	Old Dominion	1	0
										249 H	George Mason	2	0
										185 H	Davidson	1	0

Non-Div. I Games:

Liberty

Average RPI Win:	158	WON-LOST	WINNING	LAST 10	STRENGTH OF	OPP. STRENGTH	TEAM	ADJ	CONF.	ADJ CONF.		
Average RPI Loss:	62	RECORD	PCT. RANK	GAMES	SCHEDULE	OF SCHEDULE	RPI	RPI	RPI	RPI		
DIV. I ONLY		2-5-2	.33333	249	2-5-2	143	44	183	.48357	183	4	4
DIV. I NON-CONF.		2-4-2	.375	232	2-4-2	117	54	159	.50238	159	4	4
<hr/>												
TOTALS	RPI 1-25	RPI 26-50		W-L RECORDS		RPI 51-100		RPI 101-150		RPI 150+		
2-5-2	0-1-0	0-1-0		OVERALL		1-3-0		0-0-1		1-0-1		
2-1-1	0-0-0	0-0-0		HOME		1-1-0		0-0-0		1-0-1		
0-4-1	0-1-0	0-1-0		AWAY		0-2-0		0-0-1		0-0-0		
0-0-0	0-0-0	0-0-0		NEUTRAL		0-0-0		0-0-0		0-0-0		
<hr/>												
2-4-2	0-1-0	0-1-0		NON-CONFERENCE		1-2-0		0-0-1		1-0-1		
2-1-1	0-0-0	0-0-0		HOME		1-1-0		0-0-0		1-0-1		
0-3-1	0-1-0	0-0-		AWAY		0-1-0		0-0-1		0-0-0		
0-0-0	0-0-0	0-0-0		NEUTRAL		0-0-0		0-0-0		0-0-0		
<hr/>												
0-1-0	0-0-0	0-0-0		CONFERENCE		0-1-0		0-0-0		0-0-0		
0-0-0	0-0-0	0-0-0		HOME		0-0-0		0-0-0		0-0-0		
0-1-0	0-0-0	0-0-0		AWAY		0-1-0		0-0-0		0-0-0		
0-0-0	0-0-0	0-0-0		NEUTRAL		0-0-0		0-0-0		0-0-0		
<hr/>												
RPI S	Opponent	Score		RPI S	Opponent	Score		RPI S	Opponent	Score		
25 A	Maryland	1	2	37 A	Georgetown	0	6	63 A	William & Mary	1	2	
								90 A	Wake Forest	0	1	
								94 H	Portland	1	2	
								99 H	UNC Wilmington	2	1	
<hr/>												
LAST 10 GAMES												
25 A Maryland				1	2	90 A Wake Forest				0	1	
37 A Georgetown				0	6	110 A UNC Greensboro				2	2	
94 H Portland				1	2	212 H Western Caro.				1	1	
99 H UNC Wilmington				2	1	63 A William & Mary				1	2	
						216 H Coastal Caro.				3	0	

Non-Div. I Games:

North Carolina St.

[illegible]

Non-Div. I Games:

Fairleigh Dickinson

Average RPI Win: 218		WON-LOST RECORD	WINNING PCT. RANK		LAST 10 GAMES	STRENGTH OF SCHEDULE	OPP. STRENGTH OF SCHEDULE	TEAM RPI	ADJ RPI	CONF. RPI	ADJ CONF. RPI						
Average RPI Loss: 106																	
DIV. I ONLY		3-6-1	.35	245	3-6-1	112	181	185	.48234	185	12	12					
DIV. I NON-CONF.		3-6-1	.35	247	3-6-1	109	181	187	.48234	187	12	12					
<hr/>																	
TOTALS		RPI 1-25		RPI 26-50		W-L RECORDS		RPI 51-100		RPI 101-150		RPI 150+					
3-6-1		0-1-0		0-0-0		OVERALL		0-2-0		1-1-0		2-2-1					
2-3-1		0-1-0		0-0-0		HOME		0-1-0		1-0-0		1-1-1					
1-3-0		0-0-0		0-0-0		AWAY		0-1-0		0-1-0		1-1-0					
0-0-0		0-0-0		0-0-0		NEUTRAL		0-0-0		0-0-0		0-0-0					
<hr/>																	
3-6-1		0-1-0		0-0-0		NON-CONFERENCE		0-2-0		1-1-0		2-2-1					
2-3-1		0-1-0		0-0-0		HOME		0-1-0		1-0-0		1-1-1					
1-3-0		0-0-0		0-0-		AWAY		0-1-0		0-1-0		1-1-0					
0-0-0		0-0-0		0-0-0		NEUTRAL		0-0-0		0-0-0		0-0-0					
<hr/>																	
0-0-0		0-0-0		0-0-0		CONFERENCE		0-0-0		0-0-0		0-0-0					
0-0-0		0-0-0		0-0-0		HOME		0-0-0		0-0-0		0-0-0					
0-0-0		0-0-0		0-0-0		AWAY		0-0-0		0-0-0		0-0-0					
0-0-0		0-0-0		0-0-0		NEUTRAL		0-0-0		0-0-0		0-0-0					
<hr/>																	
RPI	S	Opponent		Score		RPI	S	Opponent		Score		RPI	S	Opponent		Score	
2	H	Virginia Tech		0 4								142	H	Army		3 1	
												63	H	William & Mary		0 2	
												66	A	East Carolina		0 2	
	</																

Non-Div. I Games:

Davidson

Average RPI Win:	207	WON-LOST	WINNING	LAST 10	STRENGTH OF	OPP. STRENGTH	TEAM	ADJ	CONF.	ADJ CONF.			
Average RPI Loss:	95	RECORD	PCT. RANK	GAMES	SCHEDULE	OF SCHEDULE	RPI	RPI	RPI	RPI			
DIV. I ONLY		3-6-1	.35	245	3-6-1	108	205	186	.48195	186	20	20	
DIV. I NON-CONF.		3-6-1	.35	247	3-6-1	104	205	188	.48195	188	20	20	
<hr/>													
TOTALS	RPI 1-25	RPI 26-50		W-L RECORDS		RPI 51-100		RPI 101-150		RPI 150+			
3-6-1	0-0-0	0-1-0		OVERALL		0-2-0		1-3-0		2-0-1			
0-3-1	0-0-0	0-0-0		HOME		0-2-0		0-1-0		0-0-1			
1-2-0	0-0-0	0-0-0		AWAY		0-0-0		1-2-0		0-0-0			
2-1-0	0-0-0	0-1-0		NEUTRAL		0-0-0		0-0-0		2-0-0			
<hr/>													
3-6-1	0-0-0	0-1-0		NON-CONFERENCE		0-2-0		1-3-0		2-0-1			
0-3-1	0-0-0	0-0-0		HOME		0-2-0		0-1-0		0-0-1			
1-2-0	0-0-0	0-0-		AWAY		0-0-0		1-2-0		0-0-0			
2-1-0	0-0-0	0-1-0		NEUTRAL		0-0-0		0-0-0		2-0-0			
<hr/>													
0-0-0	0-0-0	0-0-0		CONFERENCE		0-0-0		0-0-0		0-0-0			
0-0-0	0-0-0	0-0-0		HOME		0-0-0		0-0-0		0-0-0			
0-0-0	0-0-0	0-0-0		AWAY		0-0-0		0-0-0		0-0-0			
0-0-0	0-0-0	0-0-0		NEUTRAL		0-0-0		0-0-0		0-0-0			
<hr/>													
RPI	S	Opponent	Score	RPI	S	Opponent	Score	RPI	S	Opponent	Score		
				38	N	South Fla.	0 1	72	H	Furman	0 3		
								78	H	Memphis	0 4		
										105	H	UT Martin	0 1
										107	A	Samford	4 2
										128	A	Alabama	1 5
										149	A	Troy	0 1
										206	N	South Ala.	2 1
										264	H	Georgia St.	1 1
										307	N	Austin Peay	1 0
<hr/>													
LAST 10 GAMES													
				107	A	Samford	4 2	72	H	Furman	0 3		
				105	H	UT Martin	0 1	38	N	South Fla.	0 1		
						78	H	Memphis	0 4	307	N	Austin Peay	1 0
				264	H	Georgia St.	1 1	206	N	South Ala.	2 1		
				128	A	Alabama	1 5	149	A	Troy	0 1		

Non-Div. I Games:

Kennesaw St.

Average RPI Win: 252		WON-LOST RECORD		WINNING PCT. RANK		LAST 10 GAMES		STRENGTH OF SCHEDULE		OPP. STRENGTH OF SCHEDULE		TEAM RPI		ADJ RPI		CONF. RPI		ADJ CONF. RPI	
DIV. I ONLY		4-4-0		.5 152		4-4-0		231		130		187		.48185 187		11		11	
DIV. I NON-CONF.		4-4-0		.5 154		4-4-0		231		124		189		.48185 189		11		11	
TOTALS		RPI 1-25		RPI 26-50		W-L RECORDS		RPI 51-100		RPI 101-150		RPI 150+							
4-4-0		0-2-0		0-0-0		OVERALL		0-0-0		0-0-0		4-2-0							
2-2-0		0-1-0		0-0-0		HOME		0-0-0		0-0-0		2-1-0							
0-2-0		0-1-0		0-0-0		AWAY		0-0-0		0-0-0		0-1-0							
2-0-0		0-0-0		0-0-0		NEUTRAL		0-0-0		0-0-0		2-0-0							
4-4-0		0-2-0		0-0-0		NON-CONFERENCE		0-0-0		0-0-0		4-2-0							
2-2-0		0-1-0		0-0-0		HOME		0-0-0		0-0-0		2-1-0							
0-2-0		0-1-0		0-0-		AWAY		0-0-0		0-0-0		0-1-0							
2-0-0		0-0-0		0-0-0		NEUTRAL		0-0-0		0-0-0		2-0-0							
0-0-0		0-0-0		0-0-0		CONFERENCE		0-0-0		0-0-0		0-0-0							
0-0-0		0-0-0		0-0-0		HOME		0-0-0		0-0-0		0-0-0							
0-0-0		0-0-0		0-0-0		AWAY		0-0-0		0-0-0		0-0-0							
0-0-0		0-0-0		0-0-0		NEUTRAL		0-0-0		0-0-0		0-0-0							
RPI	S	Opponent		Score		RPI	S	Opponent		Score		RPI	S	Opponent		Score			
10	H	Clemson		0	5							173	A	High Point		0	3		
17	A	West Virginia		0	2							216	N	Coastal Caro.		1	0		
												230	H	Jacksonville St.		2	0		
												247	H	Appalachian St.		1	3		
												255	N	Francis Marion		3	1		
												306	H	Gardner-Webb		2	0		
						LAST 10 GAMES													
						306	H	Gardner-Webb		2	0	173	A	High Point		0	3		
						255	N	Francis Marion		3	1	17	A	West Virginia		0	2		
						216	N	Coastal Caro.		1	0	10	H	Clemson		0	5		
												247	H	Appalachian St.		1	3		
												230	H	Jacksonville St.		2	0		

Non-Div. I Games:

Elon

Average RPI Win: 251		WON-LOST RECORD		WINNING PCT. RANK		LAST 10 GAMES		STRENGTH OF SCHEDULE		OPP. STRENGTH OF SCHEDULE		TEAM RPI		ADJ RPI		CONF. RPI		ADJ CONF. RPI	
DIV. I ONLY		3-4-1		.4375 209		3-4-1		167		214		189		.48022 188		14		14	
DIV. I NON-CONF.		3-4-1		.4375 207		3-4-1		163		214		191		.48022 190		13		13	
TOTALS		RPI 1-25		RPI 26-50		W-L RECORDS		RPI 51-100		RPI 101-150		RPI 150+							
3-4-1		0-0-0		0-1-0		OVERALL		0-1-0		0-0-1		3-2-0							
2-1-1		0-0-0		0-1-0		HOME		0-0-0		0-0-1		2-0-0							
1-3-0		0-0-0		0-0-0		AWAY		0-1-0		0-0-0		1-2-0							
0-0-0		0-0-0		0-0-0		NEUTRAL		0-0-0		0-0-0		0-0-0							
3-4-1		0-0-0		0-1-0		NON-CONFERENCE		0-1-0		0-0-1		3-2-0							
2-1-1		0-0-0		0-1-0		HOME		0-0-0		0-0-1		2-0-0							
1-3-0		0-0-0		0-0-		AWAY		0-1-0		0-0-0		1-2-0							
0-0-0		0-0-0		0-0-0		NEUTRAL		0-0-0		0-0-0		0-0-0							
0-0-0		0-0-0		0-0-0		CONFERENCE		0-0-0		0-0-0		0-0-0							
0-0-0		0-0-0		0-0-0		HOME		0-0-0		0-0-0		0-0-0							
0-0-0		0-0-0		0-0-0		AWAY		0-0-0		0-0-0		0-0-0							
0-0-0		0-0-0		0-0-0		NEUTRAL		0-0-0		0-0-0		0-0-0							
RPI	S	Opponent		Score		RPI	S	Opponent		Score		RPI	S	Opponent		Score			
				38	H				South Fla.	0	3	56	A			Ole Miss	0	4	
														128	H		2	2	
														197	A		0	1	
														203	A		2	1	
														212	A		0	1	
														244	H		1	0	
														307	H		2	0	
LAST 10 GAMES																			
				212	A				Western Caro.	0	1	128	H			Alabama	2	2	
				56	A				Ole Miss	0	4	203	A			Lipscomb	2	1	
				244	H				Murray St.	1	0	197	A			Belmont	0	1	
				307	H				Austin Peay	2	0								
				38	H				South Fla.	0	3								

Non-Div. I Games:

Middle Tenn.

Average RPI Win: 244		WON-LOST RECORD		WINNING PCT. RANK		LAST 10 GAMES		STRENGTH OF SCHEDULE		OPP. STRENGTH OF SCHEDULE		TEAM RPI		ADJ RPI		CONF. RPI		ADJ CONF. RPI	
DIV. I ONLY		3-5-1		.38889 224		3-5-1		111		280		188		.47946 189		28		28	
DIV. I NON-CONF.		3-5-1		.38889 225		3-5-1		108		281		190		.47946 191		28		28	
TOTALS		RPI 1-25		RPI 26-50		W-L RECORDS		RPI 51-100		RPI 101-150		RPI 150+							
3-5-1		0-0-0		0-1-0		OVERALL		0-1-0		1-1-1		2-2-0							
2-3-0		0-0-0		0-1-0		HOME		0-0-0		0-1-0		2-1-0							
0-1-1		0-0-0		0-0-0		AWAY		0-0-0		0-0-1		0-1-0							
1-1-0		0-0-0		0-0-0		NEUTRAL		0-1-0		1-0-0		0-0-0							
3-5-1		0-0-0		0-1-0		NON-CONFERENCE		0-1-0		1-1-1		2-2-0							
2-3-0		0-0-0		0-1-0		HOME		0-0-0		0-1-0		2-1-0							
0-1-1		0-0-0		0-0-		AWAY		0-0-0		0-0-1		0-1-0							
1-1-0		0-0-0		0-0-0		NEUTRAL		0-1-0		1-0-0		0-0-0							
0-0-0		0-0-0		0-0-0		CONFERENCE		0-0-0		0-0-0		0-0-0							
0-0-0		0-0-0		0-0-0		HOME		0-0-0		0-0-0		0-0-0							
0-0-0		0-0-0		0-0-0		AWAY		0-0-0		0-0-0		0-0-0							
0-0-0		0-0-0		0-0-0		NEUTRAL		0-0-0		0-0-0		0-0-0							
RPI	S	Opponent		Score		RPI	S	Opponent		Score		RPI	S	Opponent		Score			
				48	H	Rhode Island	1	2	65	N	Western Ky.	1	2	108	N	Manhattan	4	0	
														129	H	Yale	1	2	
														139	A	Columbia	0	0	
														156	H	Hartford	1	2	
														281	A	Iona	0	1	
														301	H	Delaware St.	4	2	
														324	H	Saint Peter's	4	0	
LAST 10 GAMES																			
				108	N	Manhattan	4	0	156	H	Hartford	1	2						
				129	H	Yale	1	2	65	N	Western Ky.	1	2						
				48	H	Rhode Island	1	2	281	A	Iona	0	1						
				139	A	Columbia	0	0	301	H	Delaware St.	4	2						
				324	H	Saint Peter's	4	0											

Non-Div. I Games:

Sacred Heart

Average RPI Win: 276		WON-LOST	WINNING	LAST 10	STRENGTH OF	OPP. STRENGTH	TEAM	ADJ	CONF.	ADJ CONF.								
Average RPI Loss: 93		RECORD	PCT. RANK	GAMES	SCHEDULE	OF SCHEDULE	RPI	RPI	RPI	RPI								
DIV. I ONLY		5-3-1	.61111	99	5-3-1	272	218	191	.4787	190	18	18						
DIV. I NON-CONF.		5-3-1	.61111	107	5-3-1	270	218	193	.4787	192	18	18						

TOTALS		RPI 1-25		RPI 26-50		W-L RECORDS		RPI 51-100		RPI 101-150		RPI 150+						
5-3-1		0-0-0		0-1-0		OVERALL		0-1-0		0-0-0		5-1-1						
3-3-0		0-0-0		0-1-0		HOME		0-1-0		0-0-0		3-1-0						
2-0-1		0-0-0		0-0-0		AWAY		0-0-0		0-0-0		2-0-1						
0-0-0		0-0-0		0-0-0		NEUTRAL		0-0-0		0-0-0		0-0-0						
5-3-1		0-0-0		0-1-0		NON-CONFERENCE		0-1-0		0-0-0		5-1-1						
3-3-0		0-0-0		0-1-0		HOME		0-1-0		0-0-0		3-1-0						
2-0-1		0-0-0		0-0-		AWAY		0-0-0		0-0-0		2-0-1						
0-0-0		0-0-0		0-0-0		NEUTRAL		0-0-0		0-0-0		0-0-0						
0-0-0		0-0-0		0-0-0		CONFERENCE		0-0-0		0-0-0		0-0-0						
0-0-0		0-0-0		0-0-0		HOME		0-0-0		0-0-0		0-0-0						
0-0-0		0-0-0		0-0-0		AWAY		0-0-0		0-0-0		0-0-0						
0-0-0		0-0-0		0-0-0		NEUTRAL		0-0-0		0-0-0		0-0-0						
RPI	S	Opponent		Score		RPI	S	Opponent		Score		RPI	S	Opponent		Score		
				43	H	Texas	0	2	75	H	TCU	0	1	162	H	UTSA	2	3
														176	A	UTEP	0	0
														231	H	A&M-Corpus Christi	2	0
														237	A	Lamar	3	0
														272	H	Northwestern St.	3	0
														311	A	New Mexico St.	2	1
														327	H	Prairie View	2	0

LAST 10 GAMES																		
				75	H	TCU	0	1	43	H	Texas	0	2					
				237	A	Lamar	3	0	327	H	Prairie View	2	0					
				272	H	Northwestern St.	3	0	162	H	UTSA	2	3					
				231	H	A&M-Corpus Christi	2	0	176	A	UTEP	0	0					
				311	A	New Mexico St.	2	1										

Non-Div. I Games:

Texas St.

Average RPI Win:	256	WON-LOST	WINNING	LAST 10	STRENGTH OF	OPP. STRENGTH	TEAM	ADJ	CONF.	ADJ CONF.	
Average RPI Loss:	181	RECORD	PCT. RANK	GAMES	SCHEDULE	OF SCHEDULE	RPI	RPI	RPI	RPI	
DIV. I ONLY	5-4-0	.55556	131	5-4-0	225	293	192	.478	192	23	23
DIV. I NON-CONF.	4-3-0	.57143	123	4-3-0	162	304	164	.49916	164	21	21
<hr/>											
TOTALS	RPI 1-25	RPI 26-50		W-L RECORDS		RPI 51-100		RPI 101-150		RPI 150+	
5-4-0	0-0-0	0-0-0		OVERALL		0-1-0		0-0-0		5-3-0	
2-0-0	0-0-0	0-0-0		HOME		0-0-0		0-0-0		2-0-0	
2-4-0	0-0-0	0-0-0		AWAY		0-1-0		0-0-0		2-3-0	
1-0-0	0-0-0	0-0-0		NEUTRAL		0-0-0		0-0-0		1-0-0	
<hr/>											
4-3-0	0-0-0	0-0-0		NON-CONFERENCE		0-1-0		0-0-0		4-2-0	
1-0-0	0-0-0	0-0-0		HOME		0-0-0		0-0-0		1-0-0	
2-3-0	0-0-0	0-0-		AWAY		0-1-0		0-0-0		2-2-0	
1-0-0	0-0-0	0-0-0		NEUTRAL		0-0-0		0-0-0		1-0-0	
<hr/>											
1-1-0	0-0-0	0-0-0		CONFERENCE		0-0-0		0-0-0		1-1-0	
1-0-0	0-0-0	0-0-0		HOME		0-0-0		0-0-0		1-0-0	
0-1-0	0-0-0	0-0-0		AWAY		0-0-0		0-0-0		0-1-0	
0-0-0	0-0-0	0-0-0		NEUTRAL		0-0-0		0-0-0		0-0-0	
<hr/>											
RPI S	Opponent	Score	RPI S	Opponent	Score	RPI S	Opponent	Score	RPI S	Opponent	Score
						96 A	LSU	0 3	158 A	UALR	1 3
						206 A	South Ala.	0 3			
						222 H	La.-Monroe	4 3			
						231 H	A&M-Corpus Christi	1 0			
						252 A	Southern Miss.	2 1			
						256 A	Alcorn	4 0			
						262 A	McNeese St.	2 3			
						319 N	Ark.-Pine Bluff	8 0			
<hr/>											
			LAST 10 GAMES								
			231 H	A&M-Corpus Christi	1 0	222 H	La.-Monroe	4 3			
			262 A	McNeese St.	2 3	96 A	LSU	0 3			
			256 A	Alcorn	4 0	319 N	Ark.-Pine Bluff	8 0			
			252 A	Southern Miss.	2 1	158 A	UALR	1 3			
						206 A	South Ala.	0 3			

Non-Div. I Games:

Nicholls St.

Average RPI Win: 229		WON-LOST	WINNING	LAST 10	STRENGTH OF	OPP. STRENGTH	TEAM	ADJ	CONF.	ADJ CONF.	
Average RPI Loss: 156		RECORD	PCT. RANK	GAMES	SCHEDULE	OF SCHEDULE	RPI	RPI	RPI	RPI	
DIV. I ONLY		5-2-1	.6875 64	5-2-1	302	150	194	.4777 193	15	15	
DIV. I NON-CONF.		5-2-1	.6875 69	5-2-1	299	150	195	.4777 194	15	15	
<hr/>											
TOTALS		RPI 1-25	RPI 26-50		W-L RECORDS		RPI 51-100		RPI 101-150		RPI 150+
5-2-1		0-0-0	0-0-0		OVERALL		1-1-0		0-0-0		4-1-1
2-0-1		0-0-0	0-0-0		HOME		0-0-0		0-0-0		2-0-1
1-1-0		0-0-0	0-0-0		AWAY		0-1-0		0-0-0		1-0-0
2-1-0		0-0-0	0-0-0		NEUTRAL		1-0-0		0-0-0		1-1-0
<hr/>											
5-2-1		0-0-0	0-0-0		NON-CONFERENCE		1-1-0		0-0-0		4-1-1
2-0-1		0-0-0	0-0-0		HOME		0-0-0		0-0-0		2-0-1
1-1-0		0-0-0	0-0-		AWAY		0-1-0		0-0-0		1-0-0
2-1-0		0-0-0	0-0-0		NEUTRAL		1-0-0		0-0-0		1-1-0
<hr/>											
0-0-0		0-0-0	0-0-0		CONFERENCE		0-0-0		0-0-0		0-0-0
0-0-0		0-0-0	0-0-0		HOME		0-0-0		0-0-0		0-0-0
0-0-0		0-0-0	0-0-0		AWAY		0-0-0		0-0-0		0-0-0
0-0-0		0-0-0	0-0-0		NEUTRAL		0-0-0		0-0-0		0-0-0
<hr/>											
RPI S	Opponent	Score	RPI S	Opponent	Score	RPI S	Opponent	Score	RPI S	Opponent	Score
						54 N	Colorado	1 0	202 A	Cleveland St.	1 0
						69 A	Louisville	2 3	242 N	St. Bonaventure	0 1
									269 H	Oakland	1 1
									284 H	Eastern Ky.	3 0
									290 H	Western Ill.	3 0
									313 N	Saint Francis (PA)	1 0
<hr/>											
LAST 10 GAMES											
			284 H	Eastern Ky.	3 0	54 N	Colorado	1 0			
			269 H	Oakland	1 1	313 N	Saint Francis (PA)	1 0			
			69 A	Louisville	2 3	242 N	St. Bonaventure	0 1			
			202 A	Cleveland St.	1 0	290 H	Western Ill.	3 0			

Non-Div. I Games:

Kent St.

Average RPI Win: 195		WON-LOST RECORD		WINNING PCT. RANK		LAST 10 GAMES		STRENGTH OF SCHEDULE		OPP. STRENGTH OF SCHEDULE		TEAM RPI		ADJ RPI		CONF. RPI		ADJ CONF. RPI	
DIV. I ONLY		3-4-1		.4375 209		3-4-1		229		52		193		.4774 194		15		15	
DIV. I NON-CONF.		3-4-1		.4375 207		3-4-1		229		47		194		.4774 195		15		15	
TOTALS		RPI 1-25		RPI 26-50		W-L RECORDS		RPI 51-100		RPI 101-150		RPI 150+							
3-4-1		0-1-0		0-0-0		OVERALL		1-2-1		0-0-0		2-1-0							
3-1-1		0-0-0		0-0-0		HOME		1-0-1		0-0-0		2-1-0							
0-3-0		0-1-0		0-0-0		AWAY		0-2-0		0-0-0		0-0-0							
0-0-0		0-0-0		0-0-0		NEUTRAL		0-0-0		0-0-0		0-0-0							
3-4-1		0-1-0		0-0-0		NON-CONFERENCE		1-2-1		0-0-0		2-1-0							
3-1-1		0-0-0		0-0-0		HOME		1-0-1		0-0-0		2-1-0							
0-3-0		0-1-0		0-0-		AWAY		0-2-0		0-0-0		0-0-0							
0-0-0		0-0-0		0-0-0		NEUTRAL		0-0-0		0-0-0		0-0-0							
0-0-0		0-0-0		0-0-0		CONFERENCE		0-0-0		0-0-0		0-0-0							
0-0-0		0-0-0		0-0-0		HOME		0-0-0		0-0-0		0-0-0							
0-0-0		0-0-0		0-0-0		AWAY		0-0-0		0-0-0		0-0-0							
0-0-0		0-0-0		0-0-0		NEUTRAL		0-0-0		0-0-0		0-0-0							
RPI	S	Opponent		Score		RPI	S	Opponent		Score		RPI	S	Opponent		Score			
18	A	Notre Dame		1	2							168	H	Pittsburgh		0	1		
								57	A	Michigan	0	4							
								82	H	Ohio St.	1	0			217	H	Xavier		
								87	H	CSUN	0	0			285	H	Detroit		
								97	A	Dayton	0	2							
LAST 10 GAMES																			
						18	A	Notre Dame		1	2	97	A	Dayton		0	2		
						57	A	Michigan		0	4	87	H	CSUN		0	0		
						82	H	Ohio St.		1	0	285	H	Detroit		3	1		
						217	H	Xavier		1	0								
						168	H	Pittsburgh		0	1								

Non-Div. I Games:

Toledo

Average RPI Win: 269		WON-LOST	WINNING	LAST 10	STRENGTH OF	OPP. STRENGTH	TEAM	ADJ	CONF.	ADJ CONF.					
Average RPI Loss: 59		RECORD	PCT. RANK	GAMES	SCHEDULE	OF SCHEDULE	RPI	RPI	RPI	RPI					
DIV. I ONLY		5-4-0	.55556	131	5-4-0	276	105	195	.47586	195	14	14			
DIV. I NON-CONF.		5-4-0	.55556	137	5-4-0	274	100	196	.47586	196	13	13			
<hr/>															
TOTALS		RPI 1-25		RPI 26-50		W-L RECORDS		RPI 51-100		RPI 101-150		RPI 150+			
5-4-0		0-0-0		0-1-0		OVERALL		0-3-0		0-0-0		5-0-0			
3-3-0		0-0-0		0-1-0		HOME		0-2-0		0-0-0		3-0-0			
2-1-0		0-0-0		0-0-0		AWAY		0-1-0		0-0-0		2-0-0			
0-0-0		0-0-0		0-0-0		NEUTRAL		0-0-0		0-0-0		0-0-0			
5-4-0		0-0-0		0-1-0		NON-CONFERENCE		0-3-0		0-0-0		5-0-0			
3-3-0		0-0-0		0-1-0		HOME		0-2-0		0-0-0		3-0-0			
2-1-0		0-0-0		0-0-		AWAY		0-1-0		0-0-0		2-0-0			
0-0-0		0-0-0		0-0-0		NEUTRAL		0-0-0		0-0-0		0-0-0			
0-0-0		0-0-0		0-0-0		CONFERENCE		0-0-0		0-0-0		0-0-0			
0-0-0		0-0-0		0-0-0		HOME		0-0-0		0-0-0		0-0-0			
0-0-0		0-0-0		0-0-0		AWAY		0-0-0		0-0-0		0-0-0			
0-0-0		0-0-0		0-0-0		NEUTRAL		0-0-0		0-0-0		0-0-0			
<hr/>															
RPI	S	Opponent	Score	RPI	S	Opponent	Score	RPI	S	Opponent	Score				
				40	H	Arizona	0 2	51	H	FGCU	0 2	240	H	Oregon St.	1 0
								71	H	Long Beach St.	1 3	244	H	Murray St.	1 0
								73	A	Santa Clara	0 1	276	H	Stetson	2 0
												282	A	Pacific	1 0
												302	A	North Florida	3 0
<hr/>															
LAST 10 GAMES															
				244	H	Murray St.	1 0	71	H	Long Beach St.	1 3				
				51	H	FGCU	0 2	276	H	Stetson	2 0				
				282	A	Pacific	1 0	240	H	Oregon St.	1 0				
				73	A	Santa Clara	0 1	40	H	Arizona	0 2				
				302	A	North Florida	3 0								

Non-Div. I Games:

FIU

Average RPI Win: 197		WON-LOST RECORD		WINNING PCT. RANK		LAST 10 GAMES		STRENGTH OF SCHEDULE		OPP. STRENGTH OF SCHEDULE		TEAM RPI		ADJ RPI		CONF. RPI		ADJ CONF. RPI					
DIV. I ONLY		4-5-0		.44444		190		4-5-0		197		178		196		.47555		196		11		11	
DIV. I NON-CONF.		4-5-0		.44444		191		4-5-0		195		178		197		.47555		197		11		11	
TOTALS		RPI 1-25		RPI 26-50		W-L RECORDS		RPI 51-100		RPI 101-150		RPI 150+											
4-5-0		0-0-0		0-0-0		OVERALL		1-1-0		0-2-0		3-2-0											
2-2-0		0-0-0		0-0-0		HOME		1-0-0		0-0-0		1-2-0											
1-2-0		0-0-0		0-0-0		AWAY		0-0-0		0-2-0		1-0-0											
1-1-0		0-0-0		0-0-0		NEUTRAL		0-1-0		0-0-0		1-0-0											
4-5-0		0-0-0		0-0-0		NON-CONFERENCE		1-1-0		0-2-0		3-2-0											
2-2-0		0-0-0		0-0-0		HOME		1-0-0		0-0-0		1-2-0											
1-2-0		0-0-0		0-0-		AWAY		0-0-0		0-2-0		1-0-0											
1-1-0		0-0-0		0-0-0		NEUTRAL		0-1-0		0-0-0		1-0-0											
0-0-0		0-0-0		0-0-0		CONFERENCE		0-0-0		0-0-0		0-0-0											
0-0-0		0-0-0		0-0-0		HOME		0-0-0		0-0-0		0-0-0											
0-0-0		0-0-0		0-0-0		AWAY		0-0-0		0-0-0		0-0-0											
0-0-0		0-0-0		0-0-0		NEUTRAL		0-0-0		0-0-0		0-0-0											
RPI	S	Opponent		Score	RPI	S	Opponent		Score	RPI	S	Opponent		Score									
							60	H	Temple	2	0	140	A	Brown	1	2							
							79	N	Ball St.	0	1	142	A	Army	1	2							
												164	H	Monmouth	3	2							
												181	H	St. John's (NY)	1	2							
												191	H	Penn	0	1							
												251	N	Marist	1	0							
												313	A	Saint Francis (PA)	1	0							
LAST 10 GAMES																							
			140	A	Brown	1	2		191	H	Penn	0	1										
			142	A	Army	1	2		60	H	Temple	2	0										
			181	H	St. John's (NY)	1	2		251	N	Marist	1	0										
			313	A	Saint Francis (PA)	1	0		79	N	Ball St.	0	1										
			164	H	Monmouth	3	2																

Non-Div. I Games:

Delaware

Average RPI Win: 245		WON-LOST RECORD	WINNING PCT. RANK		LAST 10 GAMES	STRENGTH OF SCHEDULE	OPP. STRENGTH OF SCHEDULE	TEAM RPI	ADJ RPI	CONF. RPI	ADJ CONF. RPI	
Average RPI Loss: 173												
DIV. I ONLY		3-3-2	.5	152	3-3-2	184	302	197	.47218	197	25	25
DIV. I NON-CONF.		3-3-2	.5	154	3-3-2	182	300	198	.47218	198	25	25
<hr/>												
TOTALS		RPI 1-25		RPI 26-50		W-L RECORDS		RPI 51-100		RPI 101-150		RPI 150+
3-3-2		0-0-0		0-0-0		OVERALL		0-0-0		0-1-0		3-2-2
1-1-2		0-0-0		0-0-0		HOME		0-0-0		0-0-0		1-1-2
2-2-0		0-0-0		0-0-0		AWAY		0-0-0		0-1-0		2-1-0
0-0-0		0-0-0		0-0-0		NEUTRAL		0-0-0		0-0-0		0-0-0
3-3-2		0-0-0		0-0-0		NON-CONFERENCE		0-0-0		0-1-0		3-2-2
1-1-2		0-0-0		0-0-0		HOME		0-0-0		0-0-0		1-1-2
2-2-0		0-0-0		0-0-		AWAY		0-0-0		0-1-0		2-1-0
0-0-0		0-0-0		0-0-0		NEUTRAL		0-0-0		0-0-0		0-0-0
0-0-0		0-0-0		0-0-0		CONFERENCE		0-0-0		0-0-0		0-0-0
0-0-0		0-0-0		0-0-0		HOME		0-0-0		0-0-0		0-0-0
0-0-0		0-0-0		0-0-0		AWAY		0-0-0		0-0-0		0-0-0
0-0-0		0-0-0		0-0-0		NEUTRAL		0-0-0		0-0-0		0-0-0
RPI	S	Opponent	Score	RPI	S	Opponent	Score	RPI	S	Opponent	Score	
										107 A	Samford	0 2
										165 H	Evansville	0 2
										188 H	Middle Tenn.	1 0
										238 A	Valparaiso	2 1
										247 A	Appalachian St.	1 4
										254 H	Indiana St.	1 1
										264 H	Georgia St.	0 0
										310 A	UNC Asheville	2 1
<hr/>												
LAST 10 GAMES												
										165 H	Evansville	0 2
										310 A	UNC Asheville	2 1
										247 A	Appalachian St.	1 4
										264 H	Georgia St.	0 0
										107 A	Samford	0 2

Non-Div. I Games:

Belmont

Average RPI Win: 236		WON-LOST	WINNING	LAST 10	STRENGTH OF		OPP. STRENGTH	TEAM	ADJ	CONF.	ADJ CONF.
Average RPI Loss: 155		RECORD	PCT. RANK	GAMES	SCHEDULE		OF SCHEDULE	RPI	RPI	RPI	RPI
DIV. I ONLY		5-4-1	.55	147	5-4-1		264	193	198	.47167	198
DIV. I NON-CONF.		5-4-1	.55	149	5-4-1		260	193	199	.47167	199
TOTALS		RPI 1-25	RPI 26-50		W-L RECORDS		RPI 51-100		RPI 101-150		RPI 150+
5-4-1	0-0-0	0-0-0		OVERALL		0-2-0		1-0-0		4-2-1	
4-2-1	0-0-0	0-0-0		HOME		0-1-0		1-0-0		3-1-1	
1-2-0	0-0-0	0-0-0		AWAY		0-1-0		0-0-0		1-1-0	
0-0-0	0-0-0	0-0-0		NEUTRAL		0-0-0		0-0-0		0-0-0	
5-4-1	0-0-0	0-0-0		NON-CONFERENCE		0-2-0		1-0-0		4-2-1	
4-2-1	0-0-0	0-0-0		HOME		0-1-0		1-0-0		3-1-1	
1-2-0	0-0-0	0-0-		AWAY		0-1-0		0-0-0		1-1-0	
0-0-0	0-0-0	0-0-0		NEUTRAL		0-0-0		0-0-0		0-0-0	
0-0-0	0-0-0	0-0-0		CONFERENCE		0-0-0		0-0-0		0-0-0	
0-0-0	0-0-0	0-0-0		HOME		0-0-0		0-0-0		0-0-0	
0-0-0	0-0-0	0-0-0		AWAY		0-0-0		0-0-0		0-0-0	
0-0-0	0-0-0	0-0-0		NEUTRAL		0-0-0		0-0-0		0-0-0	
RPI S	Opponent	Score	RPI S	Opponent	Score	RPI S	Opponent	Score	RPI S	Opponent	Score
						54 A	Colorado	0 1	125 H	Colorado Col.	3 2
						86 H	Iowa St.	0 3	219 H	Wyoming	0 0
									225 H	Southeast Mo. St.	1 0
									233 A	Colorado St.	0 1
									245 H	North Dakota St.	1 2
									248 H	Bryant	3 2
									263 A	Air Force	2 1
									318 H	Omaha	4 1
LAST 10 GAMES											
			248 H	Bryant	3 2	318 H	Omaha	4 1			
			219 H	Wyoming	0 0	86 H	Iowa St.	0 3			
			233 A	Colorado St.	0 1	225 H	Southeast Mo. St.	1 0			
			54 A	Colorado	0 1	263 A	Air Force	2 1			
			125 H	Colorado Col.	3 2	245 H	North Dakota St.	1 2			

Non-Div. I Games:

Northern Colo.

Average RPI Win:	262	WON-LOST	WINNING	LAST 10	STRENGTH OF	OPP. STRENGTH	TEAM	ADJ	CONF.	ADJ CONF.	
Average RPI Loss:	111	RECORD	PCT. RANK	GAMES	SCHEDULE	OF SCHEDULE	RPI	RPI	RPI	RPI	
DIV. I ONLY		1-2-4	.42857 214	1-2-4	190	207	200	.46904 200	6	6	
DIV. I NON-CONF.		1-2-4	.42857 211	1-2-4	187	207	200	.46904 200	6	6	
<hr/>											
TOTALS	RPI 1-25		RPI 26-50	W-L RECORDS		RPI 51-100		RPI 101-150		RPI 150+	
1-2-4	0-1-0		0-0-0	OVERALL		0-0-0		0-0-0		1-1-4	
0-0-3	0-0-0		0-0-0	HOME		0-0-0		0-0-0		0-0-3	
1-2-1	0-1-0		0-0-0	AWAY		0-0-0		0-0-0		1-1-1	
0-0-0	0-0-0		0-0-0	NEUTRAL		0-0-0		0-0-0		0-0-0	
1-2-4	0-1-0		0-0-0	NON-CONFERENCE		0-0-0		0-0-0		1-1-4	
0-0-3	0-0-0		0-0-0	HOME		0-0-0		0-0-0		0-0-3	
1-2-1	0-1-0		0-0-	AWAY		0-0-0		0-0-0		1-1-1	
0-0-0	0-0-0		0-0-0	NEUTRAL		0-0-0		0-0-0		0-0-0	
0-0-0	0-0-0		0-0-0	CONFERENCE		0-0-0		0-0-0		0-0-0	
0-0-0	0-0-0		0-0-0	HOME		0-0-0		0-0-0		0-0-0	
0-0-0	0-0-0		0-0-0	AWAY		0-0-0		0-0-0		0-0-0	
0-0-0	0-0-0		0-0-0	NEUTRAL		0-0-0		0-0-0		0-0-0	
RPI S	Opponent	Score	RPI S	Opponent	Score	RPI S	Opponent	Score	RPI S	Opponent	Score
13 A	Georgia	0 4							153 H	Utah St.	1 1
									175 A	La.-Lafayette	1 1
									209 A	Mercer	2 3
									231 H	A&M-Corpus Christi	0 0
									262 A	McNeese St.	2 0
									266 H	Houston Baptist	1 1
<hr/>											
LAST 10 GAMES											
175 A	La.-Lafayette	1 1	13 A	Georgia	0 4						
153 H	Utah St.	1 1	262 A	McNeese St.	2 0						
266 H	Houston Baptist	1 1	231 H	A&M-Corpus Christi	0 0						
209 A	Mercer	2 3									

Non-Div. I Games:

Houston

Average RPI Win: 243		WON-LOST RECORD		WINNING PCT. RANK		LAST 10 GAMES		STRENGTH OF SCHEDULE		OPP. STRENGTH OF SCHEDULE		TEAM RPI		ADJ RPI		CONF. RPI		ADJ CONF. RPI	
DIV. I ONLY		2-5-2		.33333 249		2-5-2		142		166		202		.46811 201		9		9	
DIV. I NON-CONF.		2-5-2		.33333 251		2-5-2		140		165		202		.46811 201		9		9	
TOTALS		RPI 1-25		RPI 26-50		W-L RECORDS		RPI 51-100		RPI 101-150		RPI 150+							
2-5-2		0-2-0		0-0-0		OVERALL		0-0-0		0-1-1		2-2-1							
1-2-1		0-0-0		0-0-0		HOME		0-0-0		0-1-1		1-1-0							
1-3-1		0-2-0		0-0-0		AWAY		0-0-0		0-0-0		1-1-1							
0-0-0		0-0-0		0-0-0		NEUTRAL		0-0-0		0-0-0		0-0-0							
2-5-2		0-2-0		0-0-0		NON-CONFERENCE		0-0-0		0-1-1		2-2-1							
1-2-1		0-0-0		0-0-0		HOME		0-0-0		0-1-1		1-1-0							
1-3-1		0-2-0		0-0-		AWAY		0-0-0		0-0-0		1-1-1							
0-0-0		0-0-0		0-0-0		NEUTRAL		0-0-0		0-0-0		0-0-0							
0-0-0		0-0-0		0-0-0		CONFERENCE		0-0-0		0-0-0		0-0-0							
0-0-0		0-0-0		0-0-0		HOME		0-0-0		0-0-0		0-0-0							
0-0-0		0-0-0		0-0-0		AWAY		0-0-0		0-0-0		0-0-0							
0-0-0		0-0-0		0-0-0		NEUTRAL		0-0-0		0-0-0		0-0-0							
RPI	S	Opponent		Score		RPI	S	Opponent		Score		RPI	S	Opponent		Score			
14	A	Virginia		0	5							119	H	Drexel		1	2		
17	A	West Virginia		0	4							148	H	Towson		0	0		
												152	A	Princeton		1	2		
												168	H	Pittsburgh		1	2		
												170	H	James Madison		3	0		
												223	A	Lehigh		1	1		
												315	A	Radford		1	0		
LAST 10 GAMES																			
152	A	Princeton		1	2	17	A	West Virginia		0	4								
170	H	James Madison		3	0	148	H	Towson		0	0								
223	A	Lehigh		1	1	315	A	Radford		1	0								
168	H	Pittsburgh		1	2	119	H	Drexel		1	2								
14	A	Virginia		0	5														

Non-Div. I Games:

Villanova

Average RPI Win:	277	WON-LOST	WINNING	LAST 10	STRENGTH OF	OPP. STRENGTH	TEAM	ADJ	CONF.	ADJ CONF.	
Average RPI Loss:	140	RECORD	PCT. RANK	GAMES	SCHEDULE	OF SCHEDULE	RPI	RPI	RPI	RPI	
DIV. I ONLY	5-4-1	.55	147	5-4-1	239	295	203	.46805	202	27	27
DIV. I NON-CONF.	5-4-1	.55	149	5-4-1	240	295	203	.46805	202	27	27
<hr/>											
TOTALS	RPI 1-25	RPI 26-50		W-L RECORDS		RPI 51-100		RPI 101-150		RPI 150+	
5-4-1	0-0-0	0-0-0		OVERALL		0-0-1		1-3-0		4-1-0	
2-2-0	0-0-0	0-0-0		HOME		0-0-0		1-1-0		1-1-0	
3-2-1	0-0-0	0-0-0		AWAY		0-0-1		0-2-0		3-0-0	
0-0-0	0-0-0	0-0-0		NEUTRAL		0-0-0		0-0-0		0-0-0	
<hr/>											
5-4-1	0-0-0	0-0-0		NON-CONFERENCE		0-0-1		1-3-0		4-1-0	
2-2-0	0-0-0	0-0-0		HOME		0-0-0		1-1-0		1-1-0	
3-2-1	0-0-0	0-0-		AWAY		0-0-1		0-2-0		3-0-0	
0-0-0	0-0-0	0-0-0		NEUTRAL		0-0-0		0-0-0		0-0-0	
<hr/>											
0-0-0	0-0-0	0-0-0		CONFERENCE		0-0-0		0-0-0		0-0-0	
0-0-0	0-0-0	0-0-0		HOME		0-0-0		0-0-0		0-0-0	
0-0-0	0-0-0	0-0-0		AWAY		0-0-0		0-0-0		0-0-0	
0-0-0	0-0-0	0-0-0		NEUTRAL		0-0-0		0-0-0		0-0-0	
<hr/>											
RPI	S	Opponent	Score	RPI	S	Opponent	Score	RPI	S	Opponent	Score
				98 A Niagara 0 0				113 A Loyola Marymount 0 2			
								116 A UC Santa Barbara 0 3			
								136 H Western Mich. 0 1			
								147 H Akron 3 1			
								193 H Kent St. 0 1			
								284 H Eastern Ky. 4 0			
								296 A Bowling Green 2 1			
								328 A Chicago St. 6 0			
								332 A Canisius 4 0			
<hr/>											
				LAST 10 GAMES							
193 H Kent St. 0 1				284 H Eastern Ky. 4 0							
296 A Bowling Green 2 1				98 A Niagara 0 0							
147 H Akron 3 1				332 A Canisius 4 0							
328 A Chicago St. 6 0				113 A Loyola Marymount 0 2							
136 H Western Mich. 0 1				116 A UC Santa Barbara 0 3							

Non-Div. I Games:

Cleveland St.

Average RPI Win:	261	WON-LOST	WINNING	LAST 10	STRENGTH OF	OPP. STRENGTH	TEAM	ADJ	CONF.	ADJ CONF.		
Average RPI Loss:	94	RECORD	PCT. RANK	GAMES	SCHEDULE	OF SCHEDULE	RPI	RPI	RPI	RPI		
DIV. I ONLY	6-4-1	.59091	116	6-3-1	285	143	206	.46727	203	20	20	
DIV. I NON-CONF.	6-4-1	.59091	119	6-3-1	284	142	206	.46727	203	20	20	
<hr/>												
TOTALS	RPI 1-25	RPI 26-50		W-L RECORDS		RPI 51-100		RPI 101-150		RPI 150+		
6-4-1	0-0-0	0-1-0		OVERALL		0-2-1		1-0-0		5-1-0		
3-2-0	0-0-0	0-0-0		HOME		0-1-0		1-0-0		2-1-0		
3-2-1	0-0-0	0-1-0		AWAY		0-1-1		0-0-0		3-0-0		
0-0-0	0-0-0	0-0-0		NEUTRAL		0-0-0		0-0-0		0-0-0		
<hr/>												
6-4-1	0-0-0	0-1-0		NON-CONFERENCE		0-2-1		1-0-0		5-1-0		
3-2-0	0-0-0	0-0-0		HOME		0-1-0		1-0-0		2-1-0		
3-2-1	0-0-0	0-0-		AWAY		0-1-1		0-0-0		3-0-0		
0-0-0	0-0-0	0-0-0		NEUTRAL		0-0-0		0-0-0		0-0-0		
<hr/>												
0-0-0	0-0-0	0-0-0		CONFERENCE		0-0-0		0-0-0		0-0-0		
0-0-0	0-0-0	0-0-0		HOME		0-0-0		0-0-0		0-0-0		
0-0-0	0-0-0	0-0-0		AWAY		0-0-0		0-0-0		0-0-0		
0-0-0	0-0-0	0-0-0		NEUTRAL		0-0-0		0-0-0		0-0-0		
<hr/>												
RPI	S	Opponent	Score	RPI	S	Opponent	Score	RPI	S	Opponent	Score	
				40	A	Arizona	1 3	65	H	Western Ky.	0 2	
								78	A	Memphis	0 0	
								83	A	Vanderbilt	0 1	
										107	H Samford	2 0
										188	H Middle Tenn.	1 2
										212	H Western Caro.	1 0
										286	A Grand Canyon	1 0
										307	A Austin Peay	2 0
										323	H Alabama A&M	7 0
										330	A Chattanooga	2 0
<hr/>												
LAST 10 GAMES												
				83	A	Vanderbilt	0 1	286	A	Grand Canyon	1 0	
				330	A	Chattanooga	2 0	40	A	Arizona	1 3	
				212	H	Western Caro.	1 0	107	H	Samford	2 0	
				307	A	Austin Peay	2 0	78	A	Memphis	0 0	
				188	H	Middle Tenn.	1 2	323	H	Alabama A&M	7 0	

Non-Div. I Games:

Lipscomb

Average RPI Win:	229	WON-LOST	WINNING	LAST 10	STRENGTH OF	OPP. STRENGTH	TEAM	ADJ	CONF.	ADJ CONF.	
Average RPI Loss:	135	RECORD	PCT. RANK	GAMES	SCHEDULE	OF SCHEDULE	RPI	RPI	RPI	RPI	
DIV. I ONLY	3-6-0	.33333	249	3-6-0	131	219	201	.46691	204	19	19
DIV. I NON-CONF.	3-6-0	.33333	251	3-6-0	128	219	201	.46691	204	19	19
<hr/>											
TOTALS	RPI 1-25	RPI 26-50		W-L RECORDS	RPI 51-100		RPI 101-150		RPI 150+		
3-6-0	0-0-0	0-2-0		OVERALL	0-1-0		0-0-0		3-3-0		
3-0-0	0-0-0	0-0-0		HOME	0-0-0		0-0-0		3-0-0		
0-6-0	0-0-0	0-2-0		AWAY	0-1-0		0-0-0		0-3-0		
0-0-0	0-0-0	0-0-0		NEUTRAL	0-0-0		0-0-0		0-0-0		
3-6-0	0-0-0	0-2-0		NON-CONFERENCE	0-1-0		0-0-0		3-3-0		
3-0-0	0-0-0	0-0-0		HOME	0-0-0		0-0-0		3-0-0		
0-6-0	0-0-0	0-0-		AWAY	0-1-0		0-0-0		0-3-0		
0-0-0	0-0-0	0-0-0		NEUTRAL	0-0-0		0-0-0		0-0-0		
0-0-0	0-0-0	0-0-0		CONFERENCE	0-0-0		0-0-0		0-0-0		
0-0-0	0-0-0	0-0-0		HOME	0-0-0		0-0-0		0-0-0		
0-0-0	0-0-0	0-0-0		AWAY	0-0-0		0-0-0		0-0-0		
0-0-0	0-0-0	0-0-0		NEUTRAL	0-0-0		0-0-0		0-0-0		
RPI	S	Opponent	Score	RPI	S	Opponent	Score	RPI	S	Opponent	Score
				30	A	Rutgers	1 3				
				36	A	UConn	0 4				
								61	A	Fairfield	2 3
							</				

Non-Div. I Games:

Stony Brook

Average RPI Win: 234		WON-LOST	WINNING	LAST 10	STRENGTH OF	OPP. STRENGTH	TEAM	ADJ	CONF.	ADJ CONF.		
Average RPI Loss: 101		RECORD	PCT. RANK	GAMES	SCHEDULE	OF SCHEDULE	RPI	RPI	RPI	RPI		
DIV. I ONLY		2-5-2	.33333	249	2-5-2	159	119	204	.46688	205	12	12
DIV. I NON-CONF.		2-5-2	.33333	251	2-5-2	155	112	204	.46688	205	12	12
<hr/>												
TOTALS		RPI 1-25		RPI 26-50		W-L RECORDS		RPI 51-100		RPI 101-150		RPI 150+
2-5-2		0-0-0		0-1-0		OVERALL		0-2-0		0-1-2		2-1-0
1-2-0		0-0-0		0-0-0		HOME		0-2-0		0-0-0		1-0-0
1-3-1		0-0-0		0-1-0		AWAY		0-0-0		0-1-1		1-1-0
0-0-1		0-0-0		0-0-0		NEUTRAL		0-0-0		0-0-1		0-0-0
2-5-2		0-0-0		0-1-0		NON-CONFERENCE		0-2-0		0-1-2		2-1-0
1-2-0		0-0-0		0-0-0		HOME		0-2-0		0-0-0		1-0-0
1-3-1		0-0-0		0-0-		AWAY		0-0-0		0-1-1		1-1-0
0-0-1		0-0-0		0-0-0		NEUTRAL		0-0-0		0-0-1		0-0-0
0-0-0		0-0-0		0-0-0		CONFERENCE		0-0-0		0-0-0		0-0-0
0-0-0		0-0-0		0-0-0		HOME		0-0-0		0-0-0		0-0-0
0-0-0		0-0-0		0-0-0		AWAY		0-0-0		0-0-0		0-0-0
0-0-0		0-0-0		0-0-0		NEUTRAL		0-0-0		0-0-0		0-0-0
RPI	S	Opponent		Score		RPI	S	Opponent		Score		
				</								

Non-Div. I Games:

Massachusetts

Average RPI Win:		248	WON-LOST		WINNING		LAST 10		STRENGTH OF		OPP. STRENGTH		TEAM		ADJ		CONF.		ADJ CONF.					
Average RPI Loss:		183	RECORD		PCT. RANK		GAMES		SCHEDULE		OF SCHEDULE		RPI		RPI		RPI		RPI					
DIV. I ONLY			8-2-0		.8		33		8-2-0		326		83		207		.46651		206		18		18	
DIV. I NON-CONF.			8-2-0		.8		33		8-2-0		327		75		207		.46651		206		18		18	
TOTALS		RPI 1-25		RPI 26-50		W-L RECORDS		RPI 51-100		RPI 101-150		RPI 150+												
8-2-0		0-0-0		0-0-0		OVERALL		0-0-0		1-0-0		7-2-0												
4-1-0		0-0-0		0-0-0		HOME		0-0-0		0-0-0		4-1-0												
3-0-0		0-0-0		0-0-0		AWAY		0-0-0		1-0-0		2-0-0												
1-1-0		0-0-0		0-0-0		NEUTRAL		0-0-0		0-0-0		1-1-0												
8-2-0		0-0-0		0-0-0		NON-CONFERENCE		0-0-0		1-0-0		7-2-0												
4-1-0		0-0-0		0-0-0		HOME		0-0-0		0-0-0		4-1-0												
3-0-0		0-0-0		0-0-		AWAY		0-0-0		1-0-0		2-0-0												
1-1-0		0-0-0		0-0-0		NEUTRAL		0-0-0		0-0-0		1-1-0												
0-0-0		0-0-0		0-0-0		CONFERENCE		0-0-0		0-0-0		0-0-0												
0-0-0		0-0-0		0-0-0		HOME		0-0-0		0-0-0		0-0-0												
0-0-0		0-0-0		0-0-0		AWAY		0-0-0		0-0-0		0-0-0												
0-0-0		0-0-0		0-0-0		NEUTRAL		0-0-0		0-0-0		0-0-0												
RPI	S	Opponent		Score		RPI	S	Opponent		Score		RPI	S	Opponent		Score								

Non-Div. I Games:

South Ala.

Average RPI Win: 239		WON-LOST	WINNING	LAST 10	STRENGTH OF		OPP. STRENGTH	TEAM	ADJ		CONF.	ADJ CONF.	
Average RPI Loss: 132		RECORD	PCT. RANK	GAMES	SCHEDULE		OF SCHEDULE	RPI	RPI		RPI	RPI	
DIV. I ONLY		4-5-0	.44444	190	4-5-0		219	198	209	.46548	207	12	12
DIV. I NON-CONF.		4-5-0	.44444	191	4-5-0		220	198	209	.46548	207	12	12
TOTALS		RPI 1-25	RPI 26-50		W-L RECORDS		RPI 51-100		RPI 101-150		RPI 150+		
4-5-0	0-0-0	0-0-0		OVERALL		0-2-0		0-2-0		4-1-0			
1-2-0	0-0-0	0-0-0		HOME		0-1-0		0-0-0		1-1-0			
3-3-0	0-0-0	0-0-0		AWAY		0-1-0		0-2-0		3-0-0			
0-0-0	0-0-0	0-0-0		NEUTRAL		0-0-0		0-0-0		0-0-0			
4-5-0	0-0-0	0-0-0		NON-CONFERENCE		0-2-0		0-2-0		4-1-0			
1-2-0	0-0-0	0-0-0		HOME		0-1-0		0-0-0		1-1-0			
3-3-0	0-0-0	0-0-		AWAY		0-1-0		0-2-0		3-0-0			
0-0-0	0-0-0	0-0-0		NEUTRAL		0-0-0		0-0-0		0-0-0			
0-0-0	0-0-0	0-0-0		CONFERENCE		0-0-0		0-0-0		0-0-0			
0-0-0	0-0-0	0-0-0		HOME		0-0-0		0-0-0		0-0-0			
0-0-0	0-0-0	0-0-0		AWAY		0-0-0		0-0-0		0-0-0			
0-0-0	0-0-0	0-0-0		NEUTRAL		0-0-0		0-0-0		0-0-0			
RPI S	Opponent	Score	RPI S	Opponent	Score	RPI S	Opponent	Score	RPI S	Opponent	Score		
						86 A	Iowa St.	1 2	105 A	UT Martin	2 3		
						88 H	Northwestern	0 1	136 A	Western Mich.	0 2		
									165 A	Evansville	4 1		
									211 A	Drake	2 1		
									244 H	Murray St.	0 1		
									288 A	Ill.-Chicago	4 2		
									290 H	Western Ill.	3 1		
LAST 10 GAMES													
						86 A	Iowa St.	1 2	136 A	Western Mich.	0 2		
						211 A	Drake	2 1	288 A	Ill.-Chicago	4 2		
						165 A	Evansville	4 1	244 H	Murray St.	0 1		
						105 A	UT Martin	2 3	88 H	Northwestern	0 1		
									290 H	Western Ill.	3 1		

Non-Div. I Games:

Saint Louis

Average RPI Win: 296		WON-LOST RECORD		WINNING PCT. RANK		LAST 10 GAMES		STRENGTH OF SCHEDULE		OPP. STRENGTH OF SCHEDULE		TEAM RPI		ADJ RPI		CONF. RPI		ADJ CONF. RPI	
DIV. I ONLY		8-2-0		.8 33		8-2-0		322		251		210		.46539 208		21		22	
DIV. I NON-CONF.		8-2-0		.8 33		8-2-0		323		254		210		.46539 208		22		23	
TOTALS		RPI 1-25		RPI 26-50		W-L RECORDS		RPI 51-100		RPI 101-150		RPI 150+							
8-2-0		0-1-0		0-0-0		OVERALL		0-0-0		0-1-0		8-0-0							
6-1-0		0-1-0		0-0-0		HOME		0-0-0		0-0-0		6-0-0							
2-1-0		0-0-0		0-0-0		AWAY		0-0-0		0-1-0		2-0-0							
0-0-0		0-0-0		0-0-0		NEUTRAL		0-0-0		0-0-0		0-0-0							
8-2-0		0-1-0		0-0-0		NON-CONFERENCE		0-0-0		0-1-0		8-0-0							
6-1-0		0-1-0		0-0-0		HOME		0-0-0		0-0-0		6-0-0							
2-1-0		0-0-0		0-0-		AWAY		0-0-0		0-1-0		2-0-0							
0-0-0		0-0-0		0-0-0		NEUTRAL		0-0-0		0-0-0		0-0-0							
0-0-0		0-0-0		0-0-0		CONFERENCE		0-0-0		0-0-0		0-0-0							
0-0-0		0-0-0		0-0-0		HOME		0-0-0		0-0-0		0-0-0							
0-0-0		0-0-0		0-0-0		AWAY		0-0-0		0-0-0		0-0-0							
0-0-0		0-0-0		0-0-0		NEUTRAL		0-0-0		0-0-0		0-0-0							
RPI	S	Opponent		Score		RPI	S	Opponent		Score		RPI	S	Opponent		Score			
19	H	Tennessee		0 3								101	A	George Washington		1 3			
												243	H	Campbell		3 2			
												247	H	Appalachian St.		1 0			
												261	A	Tennessee Tech		5 1			
												315	H	Radford		3 2			
												322	H	USC Upstate		5 0			
												323	H	Alabama A&M		12 0			
												325	A	Howard		4 3			
												331	H	South Carolina St.		6 1			
LAST 10 GAMES																			
19	H	Tennessee		0 3		322	H	USC Upstate		5 0									
243	H	Campbell		3 2		325	A	Howard		4 3									
247	H	Appalachian St.		1 0		101	A	George Washington		1 3									
261	A	Tennessee Tech		5 1		323	H	Alabama A&M		12 0									
315	H	Radford		3 2		331	H	South Carolina St.		6 1									

Non-Div. I Games:

East Tenn. St.

Average RPI Win: 276		WON-LOST	WINNING		LAST 10	STRENGTH OF		OPP. STRENGTH	TEAM	ADJ	CONF.	ADJ CONF.		
Average RPI Loss: 131		RECORD	PCT. RANK		GAMES	SCHEDULE		OF SCHEDULE	RPI	RPI	RPI	RPI		
DIV. I ONLY		4-4-0	.5	152	4-4-0	235		249	205	.46529	209	21	22	
DIV. I NON-CONF.		4-4-0	.5	154	4-4-0	236		252	205	.46529	209	22	23	
TOTALS		RPI 1-25		RPI 26-50		W-L RECORDS		RPI 51-100		RPI 101-150		RPI 150+		
4-4-0		0-0-0		0-0-0		OVERALL		0-2-0		0-1-0		4-1-0		
4-0-0		0-0-0		0-0-0		HOME		0-0-0		0-0-0		4-0-0		
0-4-0		0-0-0		0-0-0		AWAY		0-2-0		0-1-0		0-1-0		
0-0-0		0-0-0		0-0-0		NEUTRAL		0-0-0		0-0-0		0-0-0		
4-4-0		0-0-0		0-0-0		NON-CONFERENCE		0-2-0		0-1-0		4-1-0		
4-0-0		0-0-0		0-0-0		HOME		0-0-0		0-0-0		4-0-0		
0-4-0		0-0-0		0-0-		AWAY		0-2-0		0-1-0		0-1-0		
0-0-0		0-0-0		0-0-0		NEUTRAL		0-0-0		0-0-0		0-0-0		
0-0-0		0-0-0		0-0-0		CONFERENCE		0-0-0		0-0-0		0-0-0		
0-0-0		0-0-0		0-0-0		HOME		0-0-0		0-0-0		0-0-0		
0-0-0		0-0-0		0-0-0		AWAY		0-0-0		0-0-0		0-0-0		
0-0-0		0-0-0		0-0-0		NEUTRAL		0-0-0		0-0-0		0-0-0		
RPI	S	Opponent		Score	RPI	S	Opponent		Score	RPI	S	Opponent		Score
							65	A Western Ky.	0 1			111	A Ga. Southern	0 2
							83	A Vanderbilt	0 1			200	H Houston	3 2
												264	A Georgia St.	0 1
												275	H Presbyterian	2 1
												306	H Gardner-Webb	2 1
												323	H Alabama A&M	7 0
LAST 10 GAMES														
			264	A Georgia St.	0 1			275	H Presbyterian	2 1				
			65	A Western Ky.	0 1			200	H Houston	3 2				
			83	A Vanderbilt	0 1			111	A Ga. Southern	0 2				
								323	H Alabama A&M	7 0				
								306	H Gardner-Webb	2 1				

Non-Div. I Games: S.C. Aiken 5 0

Mercer

Average RPI Win: 234		WON-LOST RECORD	WINNING PCT. RANK		LAST 10 GAMES	STRENGTH OF SCHEDULE	OPP. STRENGTH OF SCHEDULE	TEAM RPI	ADJ RPI		CONF. RPI	ADJ CONF. RPI
Average RPI Loss: 146												
DIV. I ONLY		5-5-0	.5	152	5-5-0	259	173	213	.46474	211	17	17
DIV. I NON-CONF.		5-5-0	.5	154	5-5-0	255	172	213	.46474	211	17	17
<hr/>												
TOTALS		RPI 1-25		RPI 26-50		W-L RECORDS		RPI 51-100		RPI 101-150		RPI 150+
5-5-0		0-0-0		0-0-0		OVERALL		1-1-0		0-2-0		4-2-0
2-1-0		0-0-0		0-0-0		HOME		0-0-0		0-0-0		2-1-0
2-3-0		0-0-0		0-0-0		AWAY		0-1-0		0-1-0		2-1-0
1-1-0		0-0-0		0-0-0		NEUTRAL		1-0-0		0-1-0		0-0-0
5-5-0		0-0-0		0-0-0		NON-CONFERENCE		1-1-0		0-2-0		4-2-0
2-1-0		0-0-0		0-0-0		HOME		0-0-0		0-0-0		2-1-0
2-3-0		0-0-0		0-0-		AWAY		0-1-0		0-1-0		2-1-0
1-1-0		0-0-0		0-0-0		NEUTRAL		1-0-0		0-1-0		0-0-0
0-0-0		0-0-0		0-0-0		CONFERENCE		0-0-0		0-0-0		0-0-0
0-0-0		0-0-0		0-0-0		HOME		0-0-0		0-0-0		0-0-0
0-0-0		0-0-0		0-0-0		AWAY		0-0-0		0-0-0		0-0-0
0-0-0		0-0-0		0-0-0		NEUTRAL		0-0-0		0-0-0		0-0-0
RPI	S	Opponent	Score	RPI	S	Opponent	Score	RPI	S	Opponent	Score	

Non-Div. I Games:

Drake

Average RPI Win: 231		WON-LOST RECORD		WINNING PCT. RANK		LAST 10 GAMES		STRENGTH OF SCHEDULE		OPP. STRENGTH OF SCHEDULE		TEAM RPI		ADJ RPI		CONF. RPI		ADJ CONF. RPI	
DIV. I ONLY		3-3-3		.5 152		3-3-3		241		229		208		.4636 212		21		22	
DIV. I NON-CONF.		3-3-3		.5 154		3-3-3		242		226		208		.4636 212		22		23	
TOTALS		RPI 1-25		RPI 26-50		W-L RECORDS		RPI 51-100		RPI 101-150		RPI 150+							
3-3-3		0-0-0		0-0-0		OVERALL		0-1-0		0-0-0		3-2-3							
1-2-0		0-0-0		0-0-0		HOME		0-1-0		0-0-0		1-1-0							
2-1-3		0-0-0		0-0-0		AWAY		0-0-0		0-0-0		2-1-3							
0-0-0		0-0-0		0-0-0		NEUTRAL		0-0-0		0-0-0		0-0-0							
3-3-3		0-0-0		0-0-0		NON-CONFERENCE		0-1-0		0-0-0		3-2-3							
1-2-0		0-0-0		0-0-0		HOME		0-1-0		0-0-0		1-1-0							
2-1-3		0-0-0		0-0-		AWAY		0-0-0		0-0-0		2-1-3							
0-0-0		0-0-0		0-0-0		NEUTRAL		0-0-0		0-0-0		0-0-0							
0-0-0		0-0-0		0-0-0		CONFERENCE		0-0-0		0-0-0		0-0-0							
0-0-0		0-0-0		0-0-0		HOME		0-0-0		0-0-0		0-0-0							
0-0-0		0-0-0		0-0-0		AWAY		0-0-0		0-0-0		0-0-0							
0-0-0		0-0-0		0-0-0		NEUTRAL		0-0-0		0-0-0		0-0-0							
RPI	S	Opponent		Score	RPI	S	Opponent		Score	RPI	S	Opponent		Score	RPI	S	Opponent		Score
										66	H	East Carolina		0 1					
												173 A High Point		1 1					
												183 A North Carolina St.		1 1					
												188 H Middle Tenn.		1 0					
												203 A Lipscomb		0 1					
												224 A Longwood		1 1					
												243 A Campbell		3 0					
												261 A Tennessee Tech		3 0					
												284 H Eastern Ky.		0 1					
LAST 10 GAMES																			
												188 H Middle Tenn.		1 0					
												243 A Campbell		3 0					
												183 A North Carolina St.		1 1					
												261 A Tennessee Tech		3 0					
												203 A Lipscomb		0 1					
												173 A High Point		1 1					
												224 A Longwood		1 1					
												66 H East Carolina		0 1					
												284 H Eastern Ky.		0 1					

Non-Div. I Games:

Western Caro.

Average RPI Win: 225		WON-LOST	WINNING	LAST 10	STRENGTH OF		OPP. STRENGTH	TEAM	ADJ		CONF.	ADJ CONF.			
Average RPI Loss: 138		RECORD	PCT. RANK	GAMES	SCHEDULE		OF SCHEDULE	RPI	RPI		RPI	RPI			
DIV. I ONLY		3-4-2	.44444	190	3-4-2		238	122	212	.46359	213	9	9		
DIV. I NON-CONF.		3-4-2	.44444	191	3-4-2		239	115	212	.46359	213	9	9		
TOTALS		RPI 1-25	RPI 26-50		W-L RECORDS		RPI 51-100		RPI 101-150		RPI 150+				
3-4-2		0-0-0	0-1-0		OVERALL		0-0-0		1-0-1		2-3-1				
1-2-1		0-0-0	0-0-0		HOME		0-0-0		0-0-1		1-2-0				
2-2-1		0-0-0	0-1-0		AWAY		0-0-0		1-0-0		1-1-1				
0-0-0		0-0-0	0-0-0		NEUTRAL		0-0-0		0-0-0		0-0-0				
3-4-2		0-0-0	0-1-0		NON-CONFERENCE		0-0-0		1-0-1		2-3-1				
1-2-1		0-0-0	0-0-0		HOME		0-0-0		0-0-1		1-2-0				
2-2-1		0-0-0	0-0-		AWAY		0-0-0		1-0-0		1-1-1				
0-0-0		0-0-0	0-0-0		NEUTRAL		0-0-0		0-0-0		0-0-0				
0-0-0		0-0-0	0-0-0		CONFERENCE		0-0-0		0-0-0		0-0-0				
0-0-0		0-0-0	0-0-0		HOME		0-0-0		0-0-0		0-0-0				
0-0-0		0-0-0	0-0-0		AWAY		0-0-0		0-0-0		0-0-0				
0-0-0		0-0-0	0-0-0		NEUTRAL		0-0-0		0-0-0		0-0-0				
RPI	S	Opponent	Score	RPI	S	Opponent	Score	RPI	S	Opponent	Score	RPI	S	Opponent	Score
				30	A	Rutgers	0 1					139	H	Columbia	0 0
												142	A	Army	1 0
												152	A	Princeton	0 0
												154	H	Rider	0 1
												164	H	Monmouth	0 1
												204	A	Stony Brook	1 2
												251	A	Marist	2 0
												283	H	LIU Brooklyn	3 1
LAST 10 GAMES															
				139	H	Columbia	0 0					283	H	LIU Brooklyn	3 1
				142	A	Army	1 0					30	A	Rutgers	0 1
				152	A	Princeton	0 0					154	H	Rider	0 1
				204	A	Stony Brook	1 2					251	A	Marist	2 0
				164	H	Monmouth	0 1								

Non-Div. I Games:

Seton Hall

Average RPI Win:	298	WON-LOST	WINNING	LAST 10	STRENGTH OF	OPP. STRENGTH	TEAM	ADJ	CONF.	ADJ CONF.				
Average RPI Loss:	156	RECORD	PCT. RANK	GAMES	SCHEDULE	OF SCHEDULE	RPI	RPI	RPI	RPI				
DIV. I ONLY		6-2-2	.7	58	6-2-2	308	265	214	.46072	214	27	27		
DIV. I NON-CONF.		6-2-2	.7	66	6-2-2	306	266	214	.46072	214	27	27		
<hr/>														
TOTALS	RPI 1-25	RPI 26-50		W-L RECORDS		RPI 51-100		RPI 101-150		RPI 150+				
6-2-2	0-0-1	0-0-0		OVERALL		0-1-0		0-0-0		6-1-1				
3-1-1	0-0-1	0-0-0		HOME		0-1-0		0-0-0		3-0-0				
3-0-1	0-0-0	0-0-0		AWAY		0-0-0		0-0-0		3-0-1				
0-1-0	0-0-0	0-0-0		NEUTRAL		0-0-0		0-0-0		0-1-0				
6-2-2	0-0-1	0-0-0		NON-CONFERENCE		0-1-0		0-0-0		6-1-1				
3-1-1	0-0-1	0-0-0		HOME		0-1-0		0-0-0		3-0-0				
3-0-1	0-0-0	0-0-		AWAY		0-0-0		0-0-0		3-0-1				
0-1-0	0-0-0	0-0-0		NEUTRAL		0-0-0		0-0-0		0-1-0				
0-0-0	0-0-0	0-0-0		CONFERENCE		0-0-0		0-0-0		0-0-0				
0-0-0	0-0-0	0-0-0		HOME		0-0-0		0-0-0		0-0-0				
0-0-0	0-0-0	0-0-0		AWAY		0-0-0		0-0-0		0-0-0				
0-0-0	0-0-0	0-0-0		NEUTRAL		0-0-0		0-0-0		0-0-0				
RPI	S	Opponent	Score		RPI	S	Opponent	Score		RPI	S	Opponent	Score	
22	H	DePaul	1	1						79	H	Ball St.	0	2
										232	N	Loyola Chicago	0	1
										270	H	UNI	3	1
										287	H	IUPUI	3	1
										290	A	Western Ill.	2	1
										300	H	North Dakota	6	0
										309	A	Eastern Ill.	1	1
										314	A	Northern Ill.	4	0
										328	A	Chicago St.	3	0
LAST 10 GAMES														
309	A	Eastern Ill.	1	1	290	A	Western Ill.	2	1					
22	H	DePaul	1	1	314	A	Northern Ill.	4	0					
232	N	Loyola Chicago	0	1	270	H	UNI	3	1					
328	A	Chicago St.	3	0	79	H	Ball St.	0	2					
300	H	North Dakota	6	0	287	H	IUPUI	3	1					

Non-Div. I Games:

Green Bay

Average RPI Win: 283		WON-LOST RECORD		WINNING PCT. RANK		LAST 10 GAMES		STRENGTH OF SCHEDULE		OPP. STRENGTH OF SCHEDULE		TEAM RPI		ADJ RPI		CONF. RPI		ADJ CONF. RPI					
Average RPI Loss: 136		4-6-0		.4 218		4-6-0		160		297		215		.46064 215		19		19					
DIV. I ONLY		4-6-0		.4 218		4-6-0		156		296		215		.46064 215		19		19					
DIV. I NON-CONF.		4-6-0		.4 218		4-6-0		156		296		215		.46064 215		19		19					
TOTALS		RPI 1-25		RPI 26-50		W-L RECORDS		RPI 51-100		RPI 101-150		RPI 150+											
4-6-0		0-0-0		0-0-0		OVERALL		0-3-0		0-1-0		4-2-0											
2-3-0		0-0-0		0-0-0		HOME		0-2-0		0-1-0		2-0-0											
2-3-0		0-0-0		0-0-0		AWAY		0-1-0		0-0-0		2-2-0											
0-0-0		0-0-0		0-0-0		NEUTRAL		0-0-0		0-0-0		0-0-0											
4-6-0		0-0-0		0-0-0		NON-CONFERENCE		0-3-0		0-1-0		4-2-0											
2-3-0		0-0-0		0-0-0		HOME		0-2-0		0-1-0		2-0-0											
2-3-0		0-0-0		0-0-		AWAY		0-1-0		0-0-0		2-2-0											
0-0-0		0-0-0		0-0-0		NEUTRAL		0-0-0		0-0-0		0-0-0											
0-0-0		0-0-0		0-0-0		CONFERENCE		0-0-0		0-0-0		0-0-0											
0-0-0		0-0-0		0-0-0		HOME		0-0-0		0-0-0		0-0-0											
0-0-0		0-0-0		0-0-0		AWAY		0-0-0		0-0-0		0-0-0											
0-0-0		0-0-0		0-0-0		NEUTRAL		0-0-0		0-0-0		0-0-0											
RPI	S	Opponent		Score		RPI	S	Opponent		Score		RPI	S	Opponent		Score		RPI	S	Opponent		Score	

Non-Div. I Games:

Binghamton

Average RPI Win: 202		WON-LOST RECORD	WINNING PCT. RANK		LAST 10 GAMES	STRENGTH OF SCHEDULE	OPP. STRENGTH OF SCHEDULE	TEAM RPI	ADJ RPI		CONF. RPI	ADJ CONF. RPI
Average RPI Loss: 154												
DIV. I ONLY		3-5-1	.38889	224	3-5-1	198	172	216	.46036	216	30	30
DIV. I NON-CONF.		3-5-1	.38889	225	3-5-1	196	171	216	.46036	216	30	30
<hr/>												
TOTALS		RPI 1-25		RPI 26-50		W-L RECORDS		RPI 51-100		RPI 101-150		RPI 150+
3-5-1		0-0-0		0-0-0		OVERALL		0-1-0		1-1-1		2-3-0
3-1-0		0-0-0		0-0-0		HOME		0-0-0		1-0-0		2-1-0
0-3-1		0-0-0		0-0-0		AWAY		0-1-0		0-1-1		0-1-0
0-1-0		0-0-0		0-0-0		NEUTRAL		0-0-0		0-0-0		0-1-0
3-5-1		0-0-0		0-0-0		NON-CONFERENCE		0-1-0		1-1-1		2-3-0
3-1-0		0-0-0		0-0-0		HOME		0-0-0		1-0-0		2-1-0
0-3-1		0-0-0		0-0-		AWAY		0-1-0		0-1-1		0-1-0
0-1-0		0-0-0		0-0-0		NEUTRAL		0-0-0		0-0-0		0-1-0
0-0-0		0-0-0		0-0-0		CONFERENCE		0-0-0		0-0-0		0-0-0
0-0-0		0-0-0		0-0-0		HOME		0-0-0		0-0-0		0-0-0
0-0-0		0-0-0		0-0-0		AWAY		0-0-0		0-0-0		0-0-0
0-0-0		0-0-0		0-0-0		NEUTRAL		0-0-0		0-0-0		0-0-0
RPI	S	Opponent	Score	RPI	S	Opponent	Score	RPI	S	Opponent	Score	
											</	

Non-Div. I Games:

Coastal Caro.

[illegible]

Non-Div. I Games:

San Jose St.

Average RPI Win: 206		WON-LOST	WINNING		LAST 10	STRENGTH OF		OPP. STRENGTH	TEAM	ADJ		CONF.	ADJ CONF.				
Average RPI Loss: 151		RECORD	PCT. RANK		GAMES	SCHEDULE		OF SCHEDULE	RPI	RPI		RPI	RPI				
DIV. I ONLY		2-5-1	.3125	267	2-5-1	141		224	220	.45784	219	16	16				
DIV. I NON-CONF.		2-5-1	.3125	267	2-5-1	139		222	220	.45784	219	16	16				
TOTALS		RPI 1-25		RPI 26-50		W-L RECORDS		RPI 51-100		RPI 101-150		RPI 150+					
2-5-1		0-0-0		0-1-0		OVERALL		0-1-0		0-0-0		2-3-1					
1-0-0		0-0-0		0-0-0		HOME		0-0-0		0-0-0		1-0-0					
1-5-1		0-0-0		0-1-0		AWAY		0-1-0		0-0-0		1-3-1					
0-0-0		0-0-0		0-0-0		NEUTRAL		0-0-0		0-0-0		0-0-0					
2-5-1		0-0-0		0-1-0		NON-CONFERENCE		0-1-0		0-0-0		2-3-1					
1-0-0		0-0-0		0-0-0		HOME		0-0-0		0-0-0		1-0-0					
1-5-1		0-0-0		0-0-		AWAY		0-1-0		0-0-0		1-3-1					
0-0-0		0-0-0		0-0-0		NEUTRAL		0-0-0		0-0-0		0-0-0					
0-0-0		0-0-0		0-0-0		CONFERENCE		0-0-0		0-0-0		0-0-0					
0-0-0		0-0-0		0-0-0		HOME		0-0-0		0-0-0		0-0-0					
0-0-0		0-0-0		0-0-0		AWAY		0-0-0		0-0-0		0-0-0					
0-0-0		0-0-0		0-0-0		NEUTRAL		0-0-0		0-0-0		0-0-0					
RPI	S	Opponent		Score		RPI	S	Opponent		Score		RPI	S	Opponent		Score	
						29	A		Kansas	1	3	70	A		Utah Valley	0	3
												177	H		Montana	1	0
												179	A		Morehead St.	1	2
												198	A		Northern Colo.	0	0
												235	A		South Dakota	2	1
												236	A		Weber St.	1	2
												239	A		Idaho St.	2	3
LAST 10 GAMES																	
						198	A		Northern Colo.	0	0	179	A		Morehead St.	1	2
						177	H		Montana	1	0	235	A		South Dakota	2	1
						29	A		Kansas	1	3	70	A		Utah Valley	0	3
												236	A		Weber St.	1	2
												239	A		Idaho St.	2	3

Non-Div. I Games:

Wyoming

Average RPI Win:	222	WON-LOST RECORD	WINNING PCT. RANK	LAST 10 GAMES	STRENGTH OF SCHEDULE	OPP. STRENGTH OF SCHEDULE	TEAM RPI	ADJ RPI	CONF. RPI	ADJ CONF. RPI	
DIV. I ONLY		3-6-0	.33333 249	3-6-0	138	262	218	.45712 220	19	19	
DIV. I NON-CONF.		3-6-0	.33333 251	3-6-0	135	263	218	.45712 220	19	19	
<hr/>											
TOTALS	RPI 1-25	RPI 26-50		W-L RECORDS		RPI 51-100		RPI 101-150		RPI 150+	
3-6-0	0-0-0	0-1-0		OVERALL		0-1-0		1-1-0		2-3-0	
1-3-0	0-0-0	0-1-0		HOME		0-1-0		0-0-0		1-1-0	
1-2-0	0-0-0	0-0-0		AWAY		0-0-0		1-1-0		0-1-0	
1-1-0	0-0-0	0-0-0		NEUTRAL		0-0-0		0-0-0		1-1-0	
<hr/>											
3-6-0	0-0-0	0-1-0		NON-CONFERENCE		0-1-0		1-1-0		2-3-0	
1-3-0	0-0-0	0-1-0		HOME		0-1-0		0-0-0		1-1-0	
1-2-0	0-0-0	0-0-		AWAY		0-0-0		1-1-0		0-1-0	
1-1-0	0-0-0	0-0-0		NEUTRAL		0-0-0		0-0-0		1-1-0	
<hr/>											
0-0-0	0-0-0	0-0-0		CONFERENCE		0-0-0		0-0-0		0-0-0	
0-0-0	0-0-0	0-0-0		HOME		0-0-0		0-0-0		0-0-0	
0-0-0	0-0-0	0-0-0		AWAY		0-0-0		0-0-0		0-0-0	
0-0-0	0-0-0	0-0-0		NEUTRAL		0-0-0		0-0-0		0-0-0	
<hr/>											
RPI S	Opponent	Score	RPI S	Opponent	Score	RPI S	Opponent	Score	RPI S	Opponent	Score
			47 H	Harvard	0 1				100 H	Holy Cross	0 3
									129 A	Yale	1 0
									132 A	Northeastern	0 1
									155 N	Central Conn. St.	0 1
									205 A	Massachusetts	1 2
									248 H	Bryant	1 0
									260 H	Siena	1 2
									289 N	Youngstown St.	1 0
<hr/>											
LAST 10 GAMES											
			129 A	Yale	1 0				248 H	Bryant	1 0
			47 H	Harvard	0 1				205 A	Massachusetts	1 2
			260 H	Siena	1 2				132 A	Northeastern	0 1
			289 N	Youngstown St.	1 0				100 H	Holy Cross	0 3
									155 N	Central Conn. St.	0 1

Non-Div. I Games:

New Hampshire

Average RPI Win: 283		WON-LOST RECORD	WINNING PCT. RANK		LAST 10 GAMES	STRENGTH OF SCHEDULE	OPP. STRENGTH OF SCHEDULE	TEAM RPI	ADJ RPI		CONF. RPI	ADJ CONF. RPI					
Average RPI Loss: 127																	
DIV. I ONLY		2-6-1	.27778	274	2-6-1	115	253	221	.45665	221	19	19					
DIV. I NON-CONF.		2-6-1	.27778	274	2-6-1	113	255	221	.45665	221	19	19					
<hr/>																	
TOTALS		RPI 1-25		RPI 26-50		W-L RECORDS		RPI 51-100		RPI 101-150		RPI 150+					
2-6-1		0-0-0		0-1-0		OVERALL		0-2-0		0-1-0		2-2-1					
2-2-0		0-0-0		0-0-0		HOME		0-0-0		0-1-0		2-1-0					
0-4-1		0-0-0		0-1-0		AWAY		0-2-0		0-0-0		0-1-1					
0-0-0		0-0-0		0-0-0		NEUTRAL		0-0-0		0-0-0		0-0-0					
2-6-1		0-0-0		0-1-0		NON-CONFERENCE		0-2-0		0-1-0		2-2-1					
2-2-0		0-0-0		0-0-0		HOME		0-0-0		0-1-0		2-1-0					
0-4-1		0-0-0		0-0-		AWAY		0-2-0		0-0-0		0-1-1					
0-0-0		0-0-0		0-0-0		NEUTRAL		0-0-0		0-0-0		0-0-0					
0-0-0		0-0-0		0-0-0		CONFERENCE		0-0-0		0-0-0		0-0-0					
0-0-0		0-0-0		0-0-0		HOME		0-0-0		0-0-0		0-0-0					
0-0-0		0-0-0		0-0-0		AWAY		0-0-0		0-0-0		0-0-0					
0-0-0		0-0-0		0-0-0		NEUTRAL		0-0-0		0-0-0		0-0-0					
RPI	S	Opponent		Score		RPI	S	Opponent		Score		RPI	S	Opponent		Score	
						48	A	Rhode Island	0	3			61	A	Fairfield	1	2
													100	A	Holy Cross	0	1
													132	H	Northeastern	0	4
													155	A	Central Conn. St.	3	3
													174	A	Fordham	0	2
													245	H	North Dakota St.	1	0
													248	H	Bryant	0	1
													320	H	Quinnipiac	1	0
<hr/>																	
LAST 10 GAMES																	
						48	A	Rhode Island	0	3			100	A	Holy Cross	0	1
						155	A	Central Conn. St.	3	3			174	A	Fordham	0	2
						245	H	North Dakota St.	1	0			61	A	Fairfield	1	2
						132	H	Northeastern	0	4			248	H	Bryant	0	1
													320	H	Quinnipiac	1	0

Non-Div. I Games:

Maine

Average RPI Win: 263		WON-LOST RECORD		WINNING PCT. RANK		LAST 10 GAMES		STRENGTH OF SCHEDULE		OPP. STRENGTH OF SCHEDULE		TEAM RPI		ADJ RPI		CONF. RPI		ADJ CONF. RPI	
Average RPI Loss: 146																			
DIV. I ONLY		6-3-1		.65 81		6-3-1		315		133		222		.45572 222		18		18	
DIV. I NON-CONF.		6-3-1		.65 87		6-3-1		317		127		222		.45572 222		18		18	
TOTALS		RPI 1-25		RPI 26-50		W-L RECORDS		RPI 51-100		RPI 101-150		RPI 150+							
6-3-1		0-0-0		0-0-0		OVERALL		0-0-0		1-2-0		5-1-1							
2-1-0		0-0-0		0-0-0		HOME		0-0-0		1-1-0		1-0-0							
3-2-1		0-0-0		0-0-0		AWAY		0-0-0		0-1-0		3-1-1							
1-0-0		0-0-0		0-0-0		NEUTRAL		0-0-0		0-0-0		1-0-0							
6-3-1		0-0-0		0-0-0		NON-CONFERENCE		0-0-0		1-2-0		5-1-1							
2-1-0		0-0-0		0-0-0		HOME		0-0-0		1-1-0		1-0-0							
3-2-1		0-0-0		0-0-		AWAY		0-0-0		0-1-0		3-1-1							
1-0-0		0-0-0		0-0-0		NEUTRAL		0-0-0		0-0-0		1-0-0							
0-0-0		0-0-0		0-0-0		CONFERENCE		0-0-0		0-0-0		0-0-0							
0-0-0		0-0-0		0-0-0		HOME		0-0-0		0-0-0		0-0-0							
0-0-0		0-0-0		0-0-0		AWAY		0-0-0		0-0-0		0-0-0							
0-0-0		0-0-0		0-0-0		NEUTRAL		0-0-0		0-0-0		0-0-0							
RPI	S	Opponent		Score		RPI	S	Opponent		Score		RPI	S	Opponent		Score			

Non-Div. I Games:

La.-Monroe

Average RPI Win:	273	WON-LOST RECORD	WINNING PCT. RANK	LAST 10 GAMES	STRENGTH OF SCHEDULE	OPP. STRENGTH OF SCHEDULE	TEAM RPI	ADJ RPI	CONF. RPI	ADJ CONF. RPI		
Average RPI Loss:	150											
DIV. I ONLY	3-2-1	.58333	118	3-2-1	286	233	223	.45528	223	13	13	
DIV. I NON-CONF.	2-2-1	.5	154	2-2-1	283	182	247	.44047	243	14	14	
<hr/>												
TOTALS	RPI 1-25	RPI 26-50		W-L RECORDS		RPI 51-100		RPI 101-150		RPI 150+		
3-2-1	0-0-0	0-0-0		OVERALL		0-0-0		0-1-0		3-1-1		
2-0-1	0-0-0	0-0-0		HOME		0-0-0		0-0-0		2-0-1		
1-2-0	0-0-0	0-0-0		AWAY		0-0-0		0-1-0		1-1-0		
0-0-0	0-0-0	0-0-0		NEUTRAL		0-0-0		0-0-0		0-0-0		
<hr/>												
2-2-1	0-0-0	0-0-0		NON-CONFERENCE		0-0-0		0-1-0		2-1-1		
1-0-1	0-0-0	0-0-0		HOME		0-0-0		0-0-0		1-0-1		
1-2-0	0-0-0	0-0-		AWAY		0-0-0		0-1-0		1-1-0		
0-0-0	0-0-0	0-0-0		NEUTRAL		0-0-0		0-0-0		0-0-0		
<hr/>												
1-0-0	0-0-0	0-0-0		CONFERENCE		0-0-0		0-0-0		1-0-0		
1-0-0	0-0-0	0-0-0		HOME		0-0-0		0-0-0		1-0-0		
0-0-0	0-0-0	0-0-0		AWAY		0-0-0		0-0-0		0-0-0		
0-0-0	0-0-0	0-0-0		NEUTRAL		0-0-0		0-0-0		0-0-0		
<hr/>												
RPI	S	Opponent	Score	RPI	S	Opponent	Score	RPI	S	Opponent	Score	
								144	A	Saint Joseph's	0	1
								155	A	Central Conn. St.	1	2
								201	H	Villanova	1	1
								215	H	Binghamton	2	0
								292	H	American	1	0
								312	A	Mt. St. Mary's	1	0
<hr/>												
				LAST 10 GAMES								
				292 H American				215 H Binghamton 2 0				
				155 A Central Conn. St.								
				144 A Saint Joseph's								
				201 H Villanova								
				312 A Mt. St. Mary's								

Non-Div. I Games:

Lehigh

Average RPI Win: 314		WON-LOST	WINNING	LAST 10	STRENGTH OF		OPP. STRENGTH	TEAM	ADJ	CONF.	ADJ CONF.			
Average RPI Loss: 74		RECORD	PCT. RANK	GAMES	SCHEDULE		OF SCHEDULE	RPI	RPI	RPI	RPI			
DIV. I ONLY		4-3-1	.5625	124	4-3-1		282	237	224	.45473	224	30	30	
DIV. I NON-CONF.		4-3-1	.5625	128	4-3-1		280	237	223	.45473	223	30	30	
TOTALS		RPI 1-25	RPI 26-50		W-L RECORDS		RPI 51-100		RPI 101-150		RPI 150+			
4-3-1		0-1-0	0-0-0		OVERALL		0-1-0		0-1-0		4-0-1			
1-2-1		0-1-0	0-0-0		HOME		0-0-0		0-1-0		1-0-1			
3-1-0		0-0-0	0-0-0		AWAY		0-1-0		0-0-0		3-0-0			
0-0-0		0-0-0	0-0-0		NEUTRAL		0-0-0		0-0-0		0-0-0			
4-3-1		0-1-0	0-0-0		NON-CONFERENCE		0-1-0		0-1-0		4-0-1			
1-2-1		0-1-0	0-0-0		HOME		0-0-0		0-1-0		1-0-1			
3-1-0		0-0-0	0-0-		AWAY		0-1-0		0-0-0		3-0-0			
0-0-0		0-0-0	0-0-0		NEUTRAL		0-0-0		0-0-0		0-0-0			
0-0-0		0-0-0	0-0-0		CONFERENCE		0-0-0		0-0-0		0-0-0			
0-0-0		0-0-0	0-0-0		HOME		0-0-0		0-0-0		0-0-0			
0-0-0		0-0-0	0-0-0		AWAY		0-0-0		0-0-0		0-0-0			
0-0-0		0-0-0	0-0-0		NEUTRAL		0-0-0		0-0-0		0-0-0			
RPI	S	Opponent	Score		RPI	S	Opponent	Score		RPI	S	Opponent	Score	
2	H	Virginia Tech	1	4						93	A	VCU	1	4
										126	H	Richmond	1	2
										212	H	Western Caro.	1	1
										292	A	American	2	1
										313	A	Saint Francis (PA)	3	1
										325	A	Howard	1	0
										326	H	VMI	4	0
LAST 10 GAMES														
326	H	VMI	4	0	93	A	VCU	1	4	325	A	Howard	1	0
212	H	Western Caro.	1	1	325	A	Howard	1	0	313	A	Saint Francis (PA)	3	1
126	H	Richmond	1	2	313	A	Saint Francis (PA)	3	1	2	H	Virginia Tech	1	4
292	A	American	2	1										

Non-Div. I Games:

Longwood

Average RPI Win:		268	WON-LOST RECORD		WINNING PCT. RANK		LAST 10 GAMES		STRENGTH OF SCHEDULE		OPP. STRENGTH OF SCHEDULE		TEAM RPI		ADJ RPI		CONF. RPI		ADJ CONF. RPI	
DIV. I ONLY			2-5-2		.33333 249		2-5-2		221		71		227		.45356 225		10		10	
DIV. I NON-CONF.			2-5-2		.33333 251		2-5-2		222		64		226		.45356 224		10		10	
TOTALS		RPI 1-25		RPI 26-50		W-L RECORDS		RPI 51-100		RPI 101-150		RPI 150+								
2-5-2		0-1-0		0-0-1		OVERALL		0-2-0		0-2-0		2-0-1								
1-3-1		0-1-0		0-0-1		HOME		0-1-0		0-1-0		1-0-0								
1-2-1		0-0-0		0-0-0		AWAY		0-1-0		0-1-0		1-0-1								
0-0-0		0-0-0		0-0-0		NEUTRAL		0-0-0		0-0-0		0-0-0								
2-5-2		0-1-0		0-0-1		NON-CONFERENCE		0-2-0		0-2-0		2-0-1								
1-3-1		0-1-0		0-0-1		HOME		0-1-0		0-1-0		1-0-0								
1-2-1		0-0-0		0-0-		AWAY		0-1-0		0-1-0		1-0-1								
0-0-0		0-0-0		0-0-0		NEUTRAL		0-0-0		0-0-0		0-0-0								
0-0-0		0-0-0		0-0-0		CONFERENCE		0-0-0		0-0-0		0-0-0								
0-0-0		0-0-0		0-0-0		HOME		0-0-0		0-0-0		0-0-0								
0-0-0		0-0-0		0-0-0		AWAY		0-0-0		0-0-0		0-0-0								
0-0-0		0-0-0		0-0-0		NEUTRAL		0-0-0		0-0-0		0-0-0								
RPI	S	Opponent		Score		RPI	S	Opponent		Score		RPI	S	Opponent		Score				
13	H	Georgia		1	2	49	H	BYU		1	1	55	H	Michigan St.		0	1			
												84	A	Oregon		1	2			
														112 H Denver		1	2			
														113 A Loyola Marymount		0	1			
														239 H Idaho St.		4	1			
														240 A Oregon St.		0	0			
														297 A Fresno St.		3	0			
LAST 10 GAMES																				
						239	H	Idaho St.		4	1	113	A	Loyola Marymount		0	1			
						112	H	Denver		1	2	297	A	Fresno St.		3	0			
						55	H	Michigan St.		0	1	84	A	Oregon		1	2			
						49	H	BYU		1	1	240	A	Oregon St.		0	0			
												13	H	Georgia		1	2			

Non-Div. I Games:

Cal St. Fullerton

Average RPI Win:	279	WON-LOST RECORD	WINNING PCT. RANK	LAST 10 GAMES	STRENGTH OF SCHEDULE	OPP. STRENGTH OF SCHEDULE	TEAM RPI	ADJ RPI	CONF. RPI	ADJ CONF. RPI	
Average RPI Loss:	140										
DIV. I ONLY	2-3-0	.4	218	2-3-0	194	268	225	.45356	225	25	25
DIV. I NON-CONF.	2-3-0	.4	218	2-3-0	192	269	224	.45356	224	25	25
<hr/>											
TOTALS	RPI 1-25	RPI 26-50		W-L RECORDS	RPI 51-100		RPI 101-150		RPI 150+		
2-3-0	0-0-0	0-0-0		OVERALL	0-1-0		0-0-0		2-2-0		
0-1-0	0-0-0	0-0-0		HOME	0-1-0		0-0-0		0-0-0		
1-2-0	0-0-0	0-0-0		AWAY	0-0-0		0-0-0		1-2-0		
1-0-0	0-0-0	0-0-0		NEUTRAL	0-0-0		0-0-0		1-0-0		
<hr/>											
2-3-0	0-0-0	0-0-0		NON-CONFERENCE	0-1-0		0-0-0		2-2-0		
0-1-0	0-0-0	0-0-0		HOME	0-1-0		0-0-0		0-0-0		
1-2-0	0-0-0	0-0-		AWAY	0-0-0		0-0-0		1-2-0		
1-0-0	0-0-0	0-0-0		NEUTRAL	0-0-0		0-0-0		1-0-0		
<hr/>											
0-0-0	0-0-0	0-0-0		CONFERENCE	0-0-0		0-0-0		0-0-0		
0-0-0	0-0-0	0-0-0		HOME	0-0-0		0-0-0		0-0-0		
0-0-0	0-0-0	0-0-0		AWAY	0-0-0		0-0-0		0-0-0		
0-0-0	0-0-0	0-0-0		NEUTRAL	0-0-0		0-0-0		0-0-0		
<hr/>											
RPI S	Opponent	Score	RPI S	Opponent	Score	RPI S	Opponent	Score	RPI S	Opponent	Score
						58 H	Illinois St.	0 3	165 A	Evansville	0 1
						198 A	Northern Colo.	0 1			
						259 N	UC Davis	2 0			
						299 A	Arkansas St.	3 0			
<hr/>											
LAST 10 GAMES											
			299 A	Arkansas St.	3 0	58 H	Illinois St.	0 3			
			165 A	Evansville	0 1	198 A	Northern Colo.	0 1			
						259 N	UC Davis	2 0			

Non-Div. I Games:

Southeast Mo. St.

Average RPI Win: 238		WON-LOST RECORD	WINNING PCT. RANK		LAST 10 GAMES	STRENGTH OF SCHEDULE	OPP. STRENGTH OF SCHEDULE	TEAM RPI	ADJ RPI	CONF. RPI	ADJ CONF. RPI													
Average RPI Loss: 110																								
DIV. I ONLY		5-5-0	.5	152	5-5-0	281	123	229	.45159	227	7	7												
DIV. I NON-CONF.		5-5-0	.5	154	5-5-0	279	116	228	.45159	226	7	7												
<hr/>																								
TOTALS		RPI 1-25		RPI 26-50		W-L RECORDS		RPI 51-100		RPI 101-150		RPI 150+												
5-5-0		0-0-0		0-1-0		OVERALL		0-2-0		1-0-0		4-2-0												
1-2-0		0-0-0		0-1-0		HOME		0-0-0		0-0-0		1-1-0												
4-3-0		0-0-0		0-0-0		AWAY		0-2-0		1-0-0		3-1-0												
0-0-0		0-0-0		0-0-0		NEUTRAL		0-0-0		0-0-0		0-0-0												
5-5-0		0-0-0		0-1-0		NON-CONFERENCE		0-2-0		1-0-0		4-2-0												
1-2-0		0-0-0		0-1-0		HOME		0-0-0		0-0-0		1-1-0												
4-3-0		0-0-0		0-0-		AWAY		0-2-0		1-0-0		3-1-0												
0-0-0		0-0-0		0-0-0		NEUTRAL		0-0-0		0-0-0		0-0-0												
0-0-0		0-0-0		0-0-0		CONFERENCE		0-0-0		0-0-0		0-0-0												
0-0-0		0-0-0		0-0-0		HOME		0-0-0		0-0-0		0-0-0												
0-0-0		0-0-0		0-0-0		AWAY		0-0-0		0-0-0		0-0-0												
0-0-0		0-0-0		0-0-0		NEUTRAL		0-0-0		0-0-0		0-0-0												
RPI	S	Opponent		Score		RPI	S	Opponent		Score		RPI	S	Opponent		Score								
						31	H	Washington St.	1	2			87	A	CSUN	0	1		133	A	Boise St.	2	0	
													91	A	UC Irvine	0	3			160	A	North Texas	2	1
																				163	A	SMU	1	2
																				177	H	Montana	0	2
																				293	A	Bakersfield	2	1
																				297	A	Fresno St.	3	0
																				305	H	Idaho	5	0
<hr/>																								
LAST 10 GAMES																								
						133	A	Boise St.	2	0	163	A	SMU	1	2									
						31	H	Washington St.	1	2	160	A	North Texas	2	1									
						91	A	UC Irvine	0	3	177	H	Montana	0	2									
						87	A	CSUN	0	1	297	A	Fresno St.	3	0									
						305	H	Idaho	5	0	293	A	Bakersfield	2	1									

Non-Div. I Games:

Gonzaga

Average RPI Win:	283	WON-LOST RECORD	WINNING PCT. RANK	LAST 10 GAMES	STRENGTH OF SCHEDULE	OPP. STRENGTH OF SCHEDULE	TEAM RPI	ADJ RPI	CONF. RPI	ADJ CONF. RPI	
Average RPI Loss:	121										
DIV. I ONLY	3-3-0	.5	152	3-3-0	269	199	228	.45157	228	24	24
DIV. I NON-CONF.	3-3-0	.5	154	3-3-0	267	199	227	.45157	227	24	24
<hr/>											
TOTALS	RPI 1-25	RPI 26-50		W-L RECORDS		RPI 51-100		RPI 101-150		RPI 150+	
3-3-0	0-0-0	0-0-0		OVERALL		0-1-0		0-1-0		3-1-0	
1-0-0	0-0-0	0-0-0		HOME		0-0-0		0-0-0		1-0-0	
0-3-0	0-0-0	0-0-0		AWAY		0-1-0		0-1-0		0-1-0	
2-0-0	0-0-0	0-0-0		NEUTRAL		0-0-0		0-0-0		2-0-0	
3-3-0	0-0-0	0-0-0		NON-CONFERENCE		0-1-0		0-1-0		3-1-0	
1-0-0	0-0-0	0-0-0		HOME		0-0-0		0-0-0		1-0-0	
0-3-0	0-0-0	0-0-		AWAY		0-1-0		0-1-0		0-1-0	
2-0-0	0-0-0	0-0-0		NEUTRAL		0-0-0		0-0-0		2-0-0	
0-0-0	0-0-0	0-0-0		CONFERENCE		0-0-0		0-0-0		0-0-0	
0-0-0	0-0-0	0-0-0		HOME		0-0-0		0-0-0		0-0-0	
0-0-0	0-0-0	0-0-0		AWAY		0-0-0		0-0-0		0-0-0	
0-0-0	0-0-0	0-0-0		NEUTRAL		0-0-0		0-0-0		0-0-0	
RPI	S	Opponent	Score	RPI	S	Opponent	Score	RPI	S	Opponent	Score

Non-Div. I Games: Dixie St.

4 4

Southern Utah

Average RPI Win:	292	WON-LOST RECORD	WINNING PCT. RANK	LAST 10 GAMES	STRENGTH OF SCHEDULE	OPP. STRENGTH OF SCHEDULE	TEAM RPI	ADJ RPI	CONF. RPI	ADJ CONF. RPI	
Average RPI Loss:	139										
DIV. I ONLY	2-6-2	.3	270	2-6-2	122	291	226	.45139	229	19	19
DIV. I NON-CONF.	2-6-2	.3	269	2-6-2	120	292	225	.45139	228	19	19
<hr/>											
TOTALS	RPI 1-25	RPI 26-50		W-L RECORDS	RPI 51-100		RPI 101-150		RPI 150+		
2-6-2	0-0-0	0-1-0		OVERALL	0-1-0		0-2-2		2-2-0		
2-3-0	0-0-0	0-1-0		HOME	0-0-0		0-1-0		2-1-0		
0-3-2	0-0-0	0-0-0		AWAY	0-1-0		0-1-2		0-1-0		
0-0-0	0-0-0	0-0-0		NEUTRAL	0-0-0		0-0-0		0-0-0		
<hr/>											
2-6-2	0-0-0	0-1-0		NON-CONFERENCE	0-1-0		0-2-2		2-2-0		
2-3-0	0-0-0	0-1-0		HOME	0-0-0		0-1-0		2-1-0		
0-3-2	0-0-0	0-0-		AWAY	0-1-0		0-1-2		0-1-0		
0-0-0	0-0-0	0-0-0		NEUTRAL	0-0-0		0-0-0		0-0-0		
<hr/>											
0-0-0	0-0-0	0-0-0		CONFERENCE	0-0-0		0-0-0		0-0-0		
0-0-0	0-0-0	0-0-0		HOME	0-0-0		0-0-0		0-0-0		
0-0-0	0-0-0	0-0-0		AWAY	0-0-0		0-0-0		0-0-0		
0-0-0	0-0-0	0-0-0		NEUTRAL	0-0-0		0-0-0		0-0-0		
<hr/>											
RPI S	Opponent	Score	RPI S	Opponent	Score	RPI S	Opponent	Score	RPI S	Opponent	Score
			48 H	Rhode Island	1 2	100 A	Holy Cross	0 2	104 H	Syracuse	1 5
									132 A	Northeastern	0 2
									139 A	Columbia	0 0
									141 A	Dartmouth	0 0
									169 A	St. Mary's (CA)	0 2
									260 H	Siena	5 1
									281 H	Iona	2 4
									324 H	Saint Peter's	5 0
<hr/>											
LAST 10 GAMES											
	132 A	Northeastern	0 2	139 A	Columbia	0 0					
	281 H	Iona	2 4	324 H	Saint Peter's	5 0					
	260 H	Siena	5 1	48 H	Rhode Island	1 2					
	104 H	Syracuse	1 5	141 A	Dartmouth	0 0					
	169 A	St. Mary's (CA)	0 2	100 A	Holy Cross	0 2					

Non-Div. I Games:

Albany (NY)

Average RPI Win:	287	WON-LOST RECORD	WINNING PCT. RANK	LAST 10 GAMES	STRENGTH OF SCHEDULE	OPP. STRENGTH OF SCHEDULE	TEAM RPI	ADJ RPI	CONF. RPI	ADJ CONF. RPI	
Average RPI Loss:	130										
DIV. I ONLY	4-5-0	.44444	190	4-5-0	245	203	230	.45065	230	25	25
DIV. I NON-CONF.	4-5-0	.44444	191	4-5-0	245	203	229	.45065	229	25	25
<hr/>											
TOTALS	RPI 1-25	RPI 26-50		W-L RECORDS	RPI 51-100		RPI 101-150		RPI 150+		
4-5-0	0-0-0	0-0-0		OVERALL	0-1-0		0-3-0		4-1-0		
2-1-0	0-0-0	0-0-0		HOME	0-0-0		0-1-0		2-0-0		
2-4-0	0-0-0	0-0-0		AWAY	0-1-0		0-2-0		2-1-0		
0-0-0	0-0-0	0-0-0		NEUTRAL	0-0-0		0-0-0		0-0-0		
<hr/>											
4-5-0	0-0-0	0-0-0		NON-CONFERENCE	0-1-0		0-3-0		4-1-0		
2-1-0	0-0-0	0-0-0		HOME	0-0-0		0-1-0		2-0-0		
2-4-0	0-0-0	0-0-		AWAY	0-1-0		0-2-0		2-1-0		
0-0-0	0-0-0	0-0-0		NEUTRAL	0-0-0		0-0-0		0-0-0		
<hr/>											
0-0-0	0-0-0	0-0-0		CONFERENCE	0-0-0		0-0-0		0-0-0		
0-0-0	0-0-0	0-0-0		HOME	0-0-0		0-0-0		0-0-0		
0-0-0	0-0-0	0-0-0		AWAY	0-0-0		0-0-0		0-0-0		
0-0-0	0-0-0	0-0-0		NEUTRAL	0-0-0		0-0-0		0-0-0		
<hr/>											
RPI S	Opponent	Score	RPI S	Opponent	Score	RPI S	Opponent	Score	RPI S	Opponent	Score
						79 A	Ball St.	1 3	107 H	Samford	2 3
						128 A	Alabama	0 2			
						149 A	Troy	1 3			
						187 A	Elon	0 2			
						273 H	Jackson St.	7 1			
						279 A	Alabama St.	3 0			
						291 H	Mississippi Val.	15 0			
						306 A	Gardner-Webb	1 0			
						<hr/>					
LAST 10 GAMES											
79 A Ball St.			1 3	279 A Alabama St.			3 0				
107 H Samford			2 3	149 A Troy			1 3				
306 A Gardner-Webb			1 0	128 A Alabama			0 2				
187 A Elon			0 2	273 H Jackson St.			7 1				
				291 H Mississippi Val.			15 0				

Non-Div. I Games:

Jacksonville St.

Average RPI Win: 298		WON-LOST RECORD		WINNING PCT. RANK		LAST 10 GAMES		STRENGTH OF SCHEDULE		OPP. STRENGTH OF SCHEDULE		TEAM RPI		ADJ RPI		CONF. RPI		ADJ CONF. RPI	
Average RPI Loss: 138		1-4-2		.28571 273		1-4-2		150		222		233		.44654 231		23		23	
DIV. I ONLY		1-2-2		.4 218		1-2-2		244		144		233		.44558 231		21		21	
DIV. I NON-CONF.																			
TOTALS		RPI 1-25		RPI 26-50		W-L RECORDS		RPI 51-100		RPI 101-150		RPI 150+							
1-4-2		0-0-0		0-1-0		OVERALL		0-0-0		0-1-0		1-2-2							
0-1-1		0-0-0		0-1-0		HOME		0-0-0		0-0-0		0-0-1							
1-3-1		0-0-0		0-0-0		AWAY		0-0-0		0-1-0		1-2-1							
0-0-0		0-0-0		0-0-0		NEUTRAL		0-0-0		0-0-0		0-0-0							
1-2-2		0-0-0		0-1-0		NON-CONFERENCE		0-0-0		0-0-0		1-1-2							
0-1-1		0-0-0		0-1-0		HOME		0-0-0		0-0-0		0-0-1							
1-1-1		0-0-0		0-0-		AWAY		0-0-0		0-0-0		1-1-1							
0-0-0		0-0-0		0-0-0		NEUTRAL		0-0-0		0-0-0		0-0-0							
0-2-0		0-0-0		0-0-0		CONFERENCE		0-0-0		0-1-0		0-1-0							
0-0-0		0-0-0		0-0-0		HOME		0-0-0		0-0-0		0-0-0							
0-2-0		0-0-0		0-0-0		AWAY		0-0-0		0-1-0		0-1-0							
0-0-0		0-0-0		0-0-0		NEUTRAL		0-0-0		0-0-0		0-0-0							
RPI	S	Opponent		Score		RPI	S	Opponent		Score		RPI	S	Opponent		Score			
						43	H	Texas		0 6									
												127	A	Southeastern La.		1 3			
												162	H	UTSA		0 0			
												190	A	Texas St.		0 2			
												192	A	Nicholls St.		0 1			
												200	A	Houston		0 0			
												298	A	Texas Southern		3 0			
LAST 10 GAMES																			
						192	A	Nicholls St.		0 1		162	H	UTSA		0 0			
						127	A	Southeastern La.		1 3		43	H	Texas		0 6			
												190	A	Texas St.		0 2			
												298	A	Texas Southern		3 0			
												200	A	Houston		0 0			

Non-Div. I Games:

A&M-Corpus Christi

[illegible]

Non-Div. I Games:

Loyola Chicago

Average RPI Win: 216		WON-LOST RECORD		WINNING PCT. RANK		LAST 10 GAMES		STRENGTH OF SCHEDULE		OPP. STRENGTH OF SCHEDULE		TEAM RPI		ADJ RPI		CONF. RPI		ADJ CONF. RPI	
DIV. I ONLY		2-6-0		.25 277		2-6-0		123		250		232		.4455 233		16		16	
DIV. I NON-CONF.		2-6-0		.25 277		2-6-0		121		253		231		.4455 232		16		16	
TOTALS		RPI 1-25		RPI 26-50		W-L RECORDS		RPI 51-100		RPI 101-150		RPI 150+							
2-6-0		0-0-0		0-0-0		OVERALL		0-3-0		0-0-0		2-3-0							
2-3-0		0-0-0		0-0-0		HOME		0-2-0		0-0-0		2-1-0							
0-2-0		0-0-0		0-0-0		AWAY		0-1-0		0-0-0		0-1-0							
0-1-0		0-0-0		0-0-0		NEUTRAL		0-0-0		0-0-0		0-1-0							
2-6-0		0-0-0		0-0-0		NON-CONFERENCE		0-3-0		0-0-0		2-3-0							
2-3-0		0-0-0		0-0-0		HOME		0-2-0		0-0-0		2-1-0							
0-2-0		0-0-0		0-0-		AWAY		0-1-0		0-0-0		0-1-0							
0-1-0		0-0-0		0-0-0		NEUTRAL		0-0-0		0-0-0		0-1-0							
0-0-0		0-0-0		0-0-0		CONFERENCE		0-0-0		0-0-0		0-0-0							
0-0-0		0-0-0		0-0-0		HOME		0-0-0		0-0-0		0-0-0							
0-0-0		0-0-0		0-0-0		AWAY		0-0-0		0-0-0		0-0-0							
0-0-0		0-0-0		0-0-0		NEUTRAL		0-0-0		0-0-0		0-0-0							
RPI	S	Opponent		Score	RPI	S	Opponent		Score	RPI	S	Opponent		Score					
							54	A	Colorado	0	2		163	H	SMU	0	1		
							68	H	Iowa	0	4		177	A	Montana	0	2		
							80	H	Portland St.	0	3		198	H	Northern Colo.	1	0		
													234	H	Col. of Charleston	1	0		
													308	N	Eastern Wash.	0	2		
LAST 10 GAMES																			
							308	N	Eastern Wash.	0	2		80	H	Portland St.	0	3		
							177	A	Montana	0	2		198	H	Northern Colo.	1	0		
							234	H	Col. of Charleston	1	0		54	A	Colorado	0	2		
							163	H	SMU	0	1								
							68	H	Iowa	0	4								

Non-Div. I Games:

Colorado St.

Average RPI Win:		305	WON-LOST RECORD		WINNING PCT. RANK	LAST 10 GAMES	STRENGTH OF SCHEDULE		OPP. STRENGTH OF SCHEDULE	TEAM RPI	ADJ RPI	CONF. RPI	ADJ CONF. RPI
Average RPI Loss:		107											
DIV. I ONLY			4-5-0	.44444	190	4-5-0	254	234	235	.44498	234	11	11
DIV. I NON-CONF.			4-5-0	.44444	191	4-5-0	252	233	234	.44498	233	11	11
TOTALS		RPI 1-25	RPI 26-50		W-L RECORDS		RPI 51-100		RPI 101-150		RPI 150+		
4-5-0	0-1-0		0-1-0		OVERALL		0-0-0		0-2-0		4-1-0		
2-2-0	0-1-0		0-0-0		HOME		0-0-0		0-1-0		2-0-0		
1-1-0	0-0-0		0-0-0		AWAY		0-0-0		0-0-0		1-1-0		
1-2-0	0-0-0		0-1-0		NEUTRAL		0-0-0		0-1-0		1-0-0		
4-5-0	0-1-0		0-1-0		NON-CONFERENCE		0-0-0		0-2-0		4-1-0		
2-2-0	0-1-0		0-0-0		HOME		0-0-0		0-1-0		2-0-0		
1-1-0	0-0-0		0-0-		AWAY		0-0-0		0-0-0		1-1-0		
1-2-0	0-0-0		0-1-0		NEUTRAL		0-0-0		0-1-0		1-0-0		
0-0-0	0-0-0		0-0-0		CONFERENCE		0-0-0		0-0-0		0-0-0		
0-0-0	0-0-0		0-0-0		HOME		0-0-0		0-0-0		0-0-0		
0-0-0	0-0-0		0-0-0		AWAY		0-0-0		0-0-0		0-0-0		
0-0-0	0-0-0		0-0-0		NEUTRAL		0-0-0		0-0-0		0-0-0		
RPI S	Opponent	Score	RPI S	Opponent	Score	RPI S	Opponent	Score	RPI S	Opponent	Score		
24 H	Illinois	0 3	44 N	Boston U.	0 1				115 H	Jacksonville	1 2		
									121 N	Milwaukee	2 4		
									233 A	Colorado St.	0 1		
									279 H	Alabama St.	4 0		
									303 A	Citadel	2 1		
									318 N	Omaha	1 0		
									321 H	Charleston So.	2 1		
LAST 10 GAMES													
			318 N	Omaha	1 0	303 A	Citadel	2 1					
			115 H	Jacksonville	1 2	233 A	Colorado St.	0 1					
			24 H	Illinois	0 3	321 H	Charleston So.	2 1					
			44 N	Boston U.	0 1	279 H	Alabama St.	4 0					
			121 N	Milwaukee	2 4								

Non-Div. I Games:

Col. of Charleston

Average RPI Win: 294		WON-LOST	WINNING	LAST 10	STRENGTH OF		OPP. STRENGTH	TEAM	ADJ	CONF.	ADJ CONF.
Average RPI Loss: 167		RECORD	PCT. RANK	GAMES	SCHEDULE		OF SCHEDULE	RPI	RPI	RPI	RPI
DIV. I ONLY		4-4-0	.5	152	4-4-0		268	287	238	.44409	235
DIV. I NON-CONF.		4-4-0	.5	154	4-4-0		264	287	237	.44409	234
TOTALS		RPI 1-25	RPI 26-50		W-L RECORDS		RPI 51-100		RPI 101-150		RPI 150+
4-4-0		0-0-0	0-0-0		OVERALL		0-0-0		0-1-0		4-3-0
1-2-0		0-0-0	0-0-0		HOME		0-0-0		0-0-0		1-2-0
2-2-0		0-0-0	0-0-0		AWAY		0-0-0		0-1-0		2-1-0
1-0-0		0-0-0	0-0-0		NEUTRAL		0-0-0		0-0-0		1-0-0
4-4-0		0-0-0	0-0-0		NON-CONFERENCE		0-0-0		0-1-0		4-3-0
1-2-0		0-0-0	0-0-0		HOME		0-0-0		0-0-0		1-2-0
2-2-0		0-0-0	0-0-		AWAY		0-0-0		0-1-0		2-1-0
1-0-0		0-0-0	0-0-0		NEUTRAL		0-0-0		0-0-0		1-0-0
0-0-0		0-0-0	0-0-0		CONFERENCE		0-0-0		0-0-0		0-0-0
0-0-0		0-0-0	0-0-0		HOME		0-0-0		0-0-0		0-0-0
0-0-0		0-0-0	0-0-0		AWAY		0-0-0		0-0-0		0-0-0
0-0-0		0-0-0	0-0-0		NEUTRAL		0-0-0		0-0-0		0-0-0
RPI S	Opponent	Score	RPI S	Opponent	Score	RPI S	Opponent	Score	RPI S	Opponent	Score
									117 A	Northern Ariz.	2 3
									158 A	UALR	0 1
									172 H	Creighton	1 3
									219 H	Wyoming	1 2
									270 A	UNI	2 0
									286 A	Grand Canyon	3 1
									300 H	North Dakota	5 1
									319 N	Ark.-Pine Bluff	11 0
LAST 10 GAMES											
						219 H	Wyoming	1 2	270 A	UNI	2 0
						117 A	Northern Ariz.	2 3	300 H	North Dakota	5 1
						286 A	Grand Canyon	3 1	172 H	Creighton	1 3
						158 A	UALR	0 1			
						319 N	Ark.-Pine Bluff	11 0			

Non-Div. I Games: St. Mary (NE) 4 0 Northern St. 3 0

South Dakota

Average RPI Win: 270		WON-LOST	WINNING	LAST 10	STRENGTH OF	OPP. STRENGTH	TEAM	ADJ	CONF.	ADJ CONF.						
Average RPI Loss: 123		RECORD	PCT. RANK	GAMES	SCHEDULE	OF SCHEDULE	RPI	RPI	RPI	RPI						
DIV. I ONLY		3-5-0	.375	232	3-5-0	220	216	234	.44379	236	24	24				
DIV. I NON-CONF.		3-5-0	.375	232	3-5-0	221	216	232	.44379	235	24	24				
<hr/>																
TOTALS		RPI 1-25		RPI 26-50		W-L RECORDS		RPI 51-100		RPI 101-150		RPI 150+				
3-5-0		0-0-0		0-0-0		OVERALL		0-1-0		0-3-0		3-1-0				
2-2-0		0-0-0		0-0-0		HOME		0-0-0		0-1-0		2-1-0				
0-3-0		0-0-0		0-0-0		AWAY		0-1-0		0-2-0		0-0-0				
1-0-0		0-0-0		0-0-0		NEUTRAL		0-0-0		0-0-0		1-0-0				
3-5-0		0-0-0		0-0-0		NON-CONFERENCE		0-1-0		0-3-0		3-1-0				
2-2-0		0-0-0		0-0-0		HOME		0-0-0		0-1-0		2-1-0				
0-3-0		0-0-0		0-0-		AWAY		0-1-0		0-2-0		0-0-0				
1-0-0		0-0-0		0-0-0		NEUTRAL		0-0-0		0-0-0		1-0-0				
0-0-0		0-0-0		0-0-0		CONFERENCE		0-0-0		0-0-0		0-0-0				
0-0-0		0-0-0		0-0-0		HOME		0-0-0		0-0-0		0-0-0				
0-0-0		0-0-0		0-0-0		AWAY		0-0-0		0-0-0		0-0-0				
0-0-0		0-0-0		0-0-0		NEUTRAL		0-0-0		0-0-0		0-0-0				
RPI	S	Opponent		Score	RPI	S	Opponent		Score	RPI	S	Opponent	Score			
							87	A	CSUN	0	4	113	A	Loyola Marymount	1	3
												114	H	Hawaii	3	4
												125	A	Colorado Col.	2	5
												176	H	UTEP	1	2
												219	H	Wyoming	2	1
												274	N	New Mexico	2	1
												318	H	Omaha	3	1
<hr/>																
LAST 10 GAMES																
							125	A	Colorado Col.	2	5	87	A	CSUN	0	4
							219	H	Wyoming	2	1	113	A	Loyola Marymount	1	3
							318	H	Omaha	3	1	176	H	UTEP	1	2
												114	H	Hawaii	3	4
												274	N	New Mexico	2	1

Non-Div. I Games: Westminster (UT) 0 1

Weber St.

Average RPI Win:	263	WON-LOST	WINNING	LAST 10	STRENGTH OF	OPP. STRENGTH	TEAM	ADJ	CONF.	ADJ CONF.	
Average RPI Loss:	142	RECORD	PCT. RANK	GAMES	SCHEDULE	OF SCHEDULE	RPI	RPI	RPI	RPI	
DIV. I ONLY	3-5-0	.375	232	3-5-0	226	225	239	.44376	237	23	23
DIV. I NON-CONF.	2-5-0	.28571	272	2-5-0	174	231	250	.43551	250	21	21
TOTALS	RPI 1-25	RPI 26-50	W-L RECORDS	RPI 51-100	RPI 101-150	RPI 150+					
3-5-0	0-0-0	0-0-0	OVERALL	0-1-0	0-1-0	3-3-0					
2-3-0	0-0-0	0-0-0	HOME	0-1-0	0-0-0	2-2-0					
1-2-0	0-0-0	0-0-0	AWAY	0-0-0	0-1-0	1-1-0					
0-0-0	0-0-0	0-0-0	NEUTRAL	0-0-0	0-0-0	0-0-0					
2-5-0	0-0-0	0-0-0	NON-CONFERENCE	0-1-0	0-1-0	2-3-0					
1-3-0	0-0-0	0-0-0	HOME	0-1-0	0-0-0	1-2-0					
1-2-0	0-0-0	0-0-	AWAY	0-0-0	0-1-0	1-1-0					
0-0-0	0-0-0	0-0-0	NEUTRAL	0-0-0	0-0-0	0-0-0					
1-0-0	0-0-0	0-0-0	CONFERENCE	0-0-0	0-0-0	1-0-0					
1-0-0	0-0-0	0-0-0	HOME	0-0-0	0-0-0	1-0-0					
0-0-0	0-0-0	0-0-0	AWAY	0-0-0	0-0-0	0-0-0					
0-0-0	0-0-0	0-0-0	NEUTRAL	0-0-0	0-0-0	0-0-0					
RPI	S	Opponent	Score	RPI	S	Opponent	Score	RPI	S	Opponent	Score

Non-Div. I Games:

Lamar

Average RPI Win:	286	WON-LOST RECORD	WINNING PCT. RANK	LAST 10 GAMES	STRENGTH OF SCHEDULE	OPP. STRENGTH OF SCHEDULE	TEAM RPI	ADJ RPI	CONF. RPI	ADJ CONF. RPI	
DIV. I ONLY		3-1-4	.625 92	3-1-4	312	215	237	.44325 238	27	27	
DIV. I NON-CONF.		3-1-4	.625 96	3-1-4	312	215	236	.44325 236	27	27	
<hr/>											
TOTALS	RPI 1-25	RPI 26-50		W-L RECORDS	RPI 51-100		RPI 101-150		RPI 150+		
3-1-4	0-0-0	0-0-0		OVERALL	0-0-0		0-0-1		3-1-3		
0-1-2	0-0-0	0-0-0		HOME	0-0-0		0-0-0		0-1-2		
3-0-2	0-0-0	0-0-0		AWAY	0-0-0		0-0-1		3-0-1		
0-0-0	0-0-0	0-0-0		NEUTRAL	0-0-0		0-0-0		0-0-0		
<hr/>											
3-1-4	0-0-0	0-0-0		NON-CONFERENCE	0-0-0		0-0-1		3-1-3		
0-1-2	0-0-0	0-0-0		HOME	0-0-0		0-0-0		0-1-2		
3-0-2	0-0-0	0-0-		AWAY	0-0-0		0-0-1		3-0-1		
0-0-0	0-0-0	0-0-0		NEUTRAL	0-0-0		0-0-0		0-0-0		
<hr/>											
0-0-0	0-0-0	0-0-0		CONFERENCE	0-0-0		0-0-0		0-0-0		
0-0-0	0-0-0	0-0-0		HOME	0-0-0		0-0-0		0-0-0		
0-0-0	0-0-0	0-0-0		AWAY	0-0-0		0-0-0		0-0-0		
0-0-0	0-0-0	0-0-0		NEUTRAL	0-0-0		0-0-0		0-0-0		
<hr/>											
RPI S	Opponent	Score	RPI S	Opponent	Score	RPI S	Opponent	Score	RPI S	Opponent	Score
									117 A	Northern Ariz.	0 0
									165 H	Evansville	0 0
									197 H	Belmont	1 2
									258 A	IPFW	1 0
									286 A	Grand Canyon	1 1
									287 H	IUPUI	0 0
									290 A	Western Ill.	3 0
									309 A	Eastern Ill.	3 1
<hr/>											
			LAST 10 GAMES								
			309 A	Eastern Ill.	3 1	117 A	Northern Ariz.	0 0			
			165 H	Evansville	0 0	286 A	Grand Canyon	1 1			
			258 A	IPFW	1 0	287 H	IUPUI	0 0			
			290 A	Western Ill.	3 0	197 H	Belmont	1 2			

Non-Div. I Games:

Valparaiso

Average RPI Win: 167		WON-LOST	WINNING	LAST 10	STRENGTH OF		OPP. STRENGTH	TEAM	ADJ		CONF.	ADJ CONF.				
Average RPI Loss: 141		RECORD	PCT. RANK	GAMES	SCHEDULE		OF SCHEDULE	RPI	RPI		RPI	RPI				
DIV. I ONLY		2-4-0	.33333	249	2-4-0		230	112	240	.44275	239	24	24			
DIV. I NON-CONF.		2-4-0	.33333	251	2-4-0		230	106	239	.44275	238	24	24			
<hr/>																
TOTALS		RPI 1-25		RPI 26-50		W-L RECORDS		RPI 51-100		RPI 101-150		RPI 150+				
2-4-0		0-0-0		0-0-0		OVERALL		0-1-0		1-1-0		1-2-0				
2-0-0		0-0-0		0-0-0		HOME		0-0-0		1-0-0		1-0-0				
0-4-0		0-0-0		0-0-0		AWAY		0-1-0		0-1-0		0-2-0				
0-0-0		0-0-0		0-0-0		NEUTRAL		0-0-0		0-0-0		0-0-0				
2-4-0		0-0-0		0-0-0		NON-CONFERENCE		0-1-0		1-1-0		1-2-0				
2-0-0		0-0-0		0-0-0		HOME		0-0-0		1-0-0		1-0-0				
0-4-0		0-0-0		0-0-		AWAY		0-1-0		0-1-0		0-2-0				
0-0-0		0-0-0		0-0-0		NEUTRAL		0-0-0		0-0-0		0-0-0				
0-0-0		0-0-0		0-0-0		CONFERENCE		0-0-0		0-0-0		0-0-0				
0-0-0		0-0-0		0-0-0		HOME		0-0-0		0-0-0		0-0-0				
0-0-0		0-0-0		0-0-0		AWAY		0-0-0		0-0-0		0-0-0				
0-0-0		0-0-0		0-0-0		NEUTRAL		0-0-0		0-0-0		0-0-0				
RPI	S	Opponent		Score	RPI	S	Opponent		Score	RPI	S	Opponent		Score		
							52	A	San Diego St.	0	3	114	H	Hawaii	5	4
												133	A	Boise St.	1	4
												153	A	Utah St.	2	4
												219	H	Wyoming	3	2
												225	A	Cal St. Fullerton	1	4
<hr/>																
LAST 10 GAMES																
							225	A	Cal St. Fullerton	1	4	52	A	San Diego St.	0	3

Non-Div. I Games: Minot St. 4 2

Idaho St.

Average RPI Win:		0	WON-LOST		WINNING		LAST 10		STRENGTH OF		OPP. STRENGTH		TEAM	ADJ		CONF.	ADJ CONF.	
Average RPI Loss:		124	RECORD		PCT. RANK		GAMES		SCHEDULE		OF SCHEDULE		RPI	RPI		RPI	RPI	
DIV. I ONLY			0-6-3		.16667	300	0-6-3		99		190		243	.44171		240	1	1
DIV. I NON-CONF.			0-6-3		.16667	297	0-6-3		96		192		242	.44171		239	1	1
TOTALS		RPI 1-25		RPI 26-50		W-L RECORDS		RPI 51-100		RPI 101-150		RPI 150+						
0-6-3		0-1-0		0-0-0		OVERALL		0-1-1		0-1-1		0-3-1						
0-2-3		0-0-0		0-0-0		HOME		0-1-1		0-0-1		0-1-1						
0-4-0		0-1-0		0-0-0		AWAY		0-0-0		0-1-0		0-2-0						
0-0-0		0-0-0		0-0-0		NEUTRAL		0-0-0		0-0-0		0-0-0						
0-6-3		0-1-0		0-0-0		NON-CONFERENCE		0-1-1		0-1-1		0-3-1						
0-2-3		0-0-0		0-0-0		HOME		0-1-1		0-0-1		0-1-1						
0-4-0		0-1-0		0-0-		AWAY		0-0-0		0-1-0		0-2-0						
0-0-0		0-0-0		0-0-0		NEUTRAL		0-0-0		0-0-0		0-0-0						
0-0-0		0-0-0		0-0-0		CONFERENCE		0-0-0		0-0-0		0-0-0						
0-0-0		0-0-0		0-0-0		HOME		0-0-0		0-0-0		0-0-0						
0-0-0		0-0-0		0-0-0		AWAY		0-0-0		0-0-0		0-0-0						
0-0-0		0-0-0		0-0-0		NEUTRAL		0-0-0		0-0-0		0-0-0						
RPI	S	Opponent		Score		RPI	S	Opponent		Score		RPI	S	Opponent		Score		
16	A	UCF		0	4							113	H	Loyola Marymount		0	0	
												120	A	Stephen F. Austin		0	2	
												160	A	North Texas		0	1	
												169	H	St. Mary's (CA)		2	4	
												195	A	FIU		0	1	
												225	H	Cal St. Fullerton		0	0	
LAST 10 GAMES																		
169	H	St. Mary's (CA)		2	4	94	H	Portland		0	0	16	A	UCF		0	4	
113	H	Loyola Marymount		0	0	16	A	UCF		0	4	195	A	FIU		0	1	
160	A	North Texas		0	1	81	H	Eastern Mich.		0	1	225	H	Cal St. Fullerton		0	0	
120	A	Stephen F. Austin		0	2													

Non-Div. I Games:

Oregon St.

Average RPI Win:	270	WON-LOST	WINNING	LAST 10	STRENGTH OF	OPP. STRENGTH	TEAM	ADJ	CONF.	ADJ CONF.	
Average RPI Loss:	146	RECORD	PCT. RANK	GAMES	SCHEDULE	OF SCHEDULE	RPI	RPI	RPI	RPI	
DIV. I ONLY	3-5-1	.38889	224	3-5-1	218	263	236	.4417	241	28	28
DIV. I NON-CONF.	3-5-1	.38889	225	3-5-1	219	264	235	.4417	240	28	28
<hr/>											
TOTALS	RPI 1-25	RPI 26-50		W-L RECORDS	RPI 51-100		RPI 101-150		RPI 150+		
3-5-1	0-0-0	0-1-0		OVERALL	0-0-0		0-2-0		3-2-1		
3-2-0	0-0-0	0-0-0		HOME	0-0-0		0-0-0		3-2-0		
0-3-1	0-0-0	0-1-0		AWAY	0-0-0		0-2-0		0-0-1		
0-0-0	0-0-0	0-0-0		NEUTRAL	0-0-0		0-0-0		0-0-0		
3-5-1	0-0-0	0-1-0		NON-CONFERENCE	0-0-0		0-2-0		3-2-1		
3-2-0	0-0-0	0-0-0		HOME	0-0-0		0-0-0		3-2-0		
0-3-1	0-0-0	0-0-		AWAY	0-0-0		0-2-0		0-0-1		
0-0-0	0-0-0	0-0-0		NEUTRAL	0-0-0		0-0-0		0-0-0		
0-0-0	0-0-0	0-0-0		CONFERENCE	0-0-0		0-0-0		0-0-0		
0-0-0	0-0-0	0-0-0		HOME	0-0-0		0-0-0		0-0-0		
0-0-0	0-0-0	0-0-0		AWAY	0-0-0		0-0-0		0-0-0		
0-0-0	0-0-0	0-0-0		NEUTRAL	0-0-0		0-0-0		0-0-0		
RPI	S	Opponent	Score	RPI	S	Opponent	Score	RPI	S	Opponent	Score
				48	A	Rhode Island	2 3	108	A	Manhattan	0 2
								119	A	Drexel	0 1
								154	H	Rider	1 4
								156	A	Hartford	2 2
								204	H	Stony Brook	2 0
								281	H	Iona	1 0
								301	H	Delaware St.	0 1
								324	H	Saint Peter's	2 0
				LAST 10 GAMES							
				119	A	Drexel	0 1	48	A	Rhode Island	2 3
				324	H	Saint Peter's	2 0	301	H	Delaware St.	0 1
				281	H	Iona	1 0	156	A	Hartford	2 2
				108	A	Manhattan	0 2	154	H	Rider	1 4
								204	H	Stony Brook	2 0

Non-Div. I Games:

Wagner

Average RPI Win:	267	WON-LOST RECORD	WINNING PCT. RANK	LAST 10 GAMES	STRENGTH OF SCHEDULE	OPP. STRENGTH OF SCHEDULE	TEAM RPI	ADJ RPI	CONF. RPI	ADJ CONF. RPI	
Average RPI Loss:	127										
DIV. I ONLY	4-5-1	.45	185	4-5-1	251	277	242	.44159	242	12	12
DIV. I NON-CONF.	4-5-1	.45	188	4-5-1	250	278	241	.44159	241	12	12
<hr/>											
TOTALS	RPI 1-25	RPI 26-50		W-L RECORDS		RPI 51-100		RPI 101-150		RPI 150+	
4-5-1	0-0-0	0-0-0		OVERALL		0-3-0		0-1-0		4-1-1	
2-1-0	0-0-0	0-0-0		HOME		0-1-0		0-0-0		2-0-0	
0-3-1	0-0-0	0-0-0		AWAY		0-1-0		0-1-0		0-1-1	
2-1-0	0-0-0	0-0-0		NEUTRAL		0-1-0		0-0-0		2-0-0	
<hr/>											
4-5-1	0-0-0	0-0-0		NON-CONFERENCE		0-3-0		0-1-0		4-1-1	
2-1-0	0-0-0	0-0-0		HOME		0-1-0		0-0-0		2-0-0	
0-3-1	0-0-0	0-0-		AWAY		0-1-0		0-1-0		0-1-1	
2-1-0	0-0-0	0-0-0		NEUTRAL		0-1-0		0-0-0		2-0-0	
<hr/>											
0-0-0	0-0-0	0-0-0		CONFERENCE		0-0-0		0-0-0		0-0-0	
0-0-0	0-0-0	0-0-0		HOME		0-0-0		0-0-0		0-0-0	
0-0-0	0-0-0	0-0-0		AWAY		0-0-0		0-0-0		0-0-0	
0-0-0	0-0-0	0-0-0		NEUTRAL		0-0-0		0-0-0		0-0-0	
<hr/>											
RPI	S	Opponent	Score	RPI	S	Opponent	Score	RPI	S	Opponent	Score
				60 N Temple 0 1				147 A Akron 1 3			
				77 A Buffalo 0 1				193 N Kent St. 1 0			
				98 H Niagara 1 3				215 H Binghamton 3 1			
								253 A UMass Lowell 0 1			
								294 A Robert Morris 0 0			
								326 N VMI 2 0			
								332 H Canisius 2 0			
<hr/>											
				LAST 10 GAMES							
253 A UMass Lowell 0 1				326 N VMI 2 0							
215 H Binghamton 3 1				60 N Temple 0 1							
98 H Niagara 1 3				294 A Robert Morris 0 0							
193 N Kent St. 1 0				147 A Akron 1 3							
77 A Buffalo 0 1				332 H Canisius 2 0							

Non-Div. I Games:

St. Bonaventure

Average RPI Win: 256		WON-LOST	WINNING	LAST 10	STRENGTH OF		OPP. STRENGTH	TEAM	ADJ	CONF.	ADJ CONF.
Average RPI Loss: 166		RECORD	PCT. RANK	GAMES	SCHEDULE		OF SCHEDULE	RPI	RPI	RPI	RPI
DIV. I ONLY		4-5-0	.44444	190	4-5-0		248	270	241	.43991	244
DIV. I NON-CONF.		4-5-0	.44444	191	4-5-0		247	272	240	.43991	244
TOTALS		RPI 1-25	RPI 26-50		W-L RECORDS		RPI 51-100		RPI 101-150		RPI 150+
4-5-0		0-0-0	0-0-0		OVERALL		0-2-0		0-0-0		4-3-0
3-1-0		0-0-0	0-0-0		HOME		0-0-0		0-0-0		3-1-0
1-4-0		0-0-0	0-0-0		AWAY		0-2-0		0-0-0		1-2-0
0-0-0		0-0-0	0-0-0		NEUTRAL		0-0-0		0-0-0		0-0-0
4-5-0		0-0-0	0-0-0		NON-CONFERENCE		0-2-0		0-0-0		4-3-0
3-1-0		0-0-0	0-0-0		HOME		0-0-0		0-0-0		3-1-0
1-4-0		0-0-0	0-0-		AWAY		0-2-0		0-0-0		1-2-0
0-0-0		0-0-0	0-0-0		NEUTRAL		0-0-0		0-0-0		0-0-0
0-0-0		0-0-0	0-0-0		CONFERENCE		0-0-0		0-0-0		0-0-0
0-0-0		0-0-0	0-0-0		HOME		0-0-0		0-0-0		0-0-0
0-0-0		0-0-0	0-0-0		AWAY		0-0-0		0-0-0		0-0-0
0-0-0		0-0-0	0-0-0		NEUTRAL		0-0-0		0-0-0		0-0-0
RPI	S	Opponent	Score	RPI	S	Opponent	Score	RPI	S	Opponent	Score
								51	A	FGCU	0 4
								97	A	Dayton	1 5
								188	A	Middle Tenn.	0 1
								195	A	FIU	0 1
								207	A	Saint Louis	1 0
								264	H	Georgia St.	2 1
								267	H	Northern Ky.	4 1
								287	H	IUPUI	3 1
								299	H	Arkansas St.	2 3
				LAST 10 GAMES							
				267	H	Northern Ky.	4 1	195	A	FIU	0 1
				287	H	IUPUI	3 1	97	A	Dayton	1 5
				207	A	Saint Louis	1 0	264	H	Georgia St.	2 1
				188	A	Middle Tenn.	0 1	299	H	Arkansas St.	2 3
				51	A	FGCU	0 4				

Non-Div. I Games:

Murray St.

Average RPI Win: 254		WON-LOST	WINNING	LAST 10	STRENGTH OF	OPP. STRENGTH	TEAM	ADJ	CONF.	ADJ CONF.		
Average RPI Loss: 177		RECORD	PCT. RANK	GAMES	SCHEDULE	OF SCHEDULE	RPI	RPI	RPI	RPI		
DIV. I ONLY		3-5-0	.375	232	3-5-0	204	288	245	.43978	245	22	21
DIV. I NON-CONF.		3-5-0	.375	232	3-5-0	206	288	244	.43978	245	23	22
<hr/>												
TOTALS		RPI 1-25		RPI 26-50		W-L RECORDS		RPI 51-100		RPI 101-150		RPI 150+
3-5-0		0-0-0		0-0-0		OVERALL		0-2-0		0-0-0		3-3-0
1-1-0		0-0-0		0-0-0		HOME		0-1-0		0-0-0		1-0-0
2-4-0		0-0-0		0-0-0		AWAY		0-1-0		0-0-0		2-3-0
0-0-0		0-0-0		0-0-0		NEUTRAL		0-0-0		0-0-0		0-0-0
3-5-0		0-0-0		0-0-0		NON-CONFERENCE		0-2-0		0-0-0		3-3-0
1-1-0		0-0-0		0-0-0		HOME		0-1-0		0-0-0		1-0-0
2-4-0		0-0-0		0-0-		AWAY		0-1-0		0-0-0		2-3-0
0-0-0		0-0-0		0-0-0		NEUTRAL		0-0-0		0-0-0		0-0-0
0-0-0		0-0-0		0-0-0		CONFERENCE		0-0-0		0-0-0		0-0-0
0-0-0		0-0-0		0-0-0		HOME		0-0-0		0-0-0		0-0-0
0-0-0		0-0-0		0-0-0		AWAY		0-0-0		0-0-0		0-0-0
0-0-0		0-0-0		0-0-0		NEUTRAL		0-0-0		0-0-0		0-0-0
RPI	S	Opponent	Score	RPI	S	Opponent	Score	RPI	S	Opponent	Score	
						86 H	Iowa St.	0	1	198 A	Northern Colo.	2 1
						100 A	Holy Cross	0	1	211 A	Drake	0 3
										221 A	Maine	0 1
										263 A	Air Force	2 1
										268 A	SIUE	0 1
										300 H	North Dakota	1 0
<hr/>												
LAST 10 GAMES												
						268 A	SIUE	0	1	211 A	Drake	0 3
						100 A	Holy Cross	0	1	263 A	Air Force	2 1
						221 A	Maine	0	1	300 H	North Dakota	1 0
						86 H	Iowa St.	0	1			
						198 A	Northern Colo.	2	1			

Non-Div. I Games: Presentation 8 0

North Dakota St.

Average RPI Win:		264	WON-LOST RECORD		WINNING PCT. RANK		LAST 10 GAMES		STRENGTH OF SCHEDULE		OPP. STRENGTH OF SCHEDULE		TEAM RPI		ADJ RPI		CONF. RPI		ADJ CONF. RPI	
DIV. I ONLY			2-5-1		.3125	267	2-5-1		196		179		247	.43946	246		15		15	
DIV. I NON-CONF.			2-5-1		.3125	267	2-5-1		194		179		246	.43946	246		15		15	
TOTALS		RPI 1-25		RPI 26-50		W-L RECORDS		RPI 51-100		RPI 101-150		RPI 150+								
2-5-1		0-1-0		0-0-0		OVERALL		0-2-0		0-1-0		2-1-1								
2-0-0		0-0-0		0-0-0		HOME		0-0-0		0-0-0		2-0-0								
0-5-1		0-1-0		0-0-0		AWAY		0-2-0		0-1-0		0-1-1								
0-0-0		0-0-0		0-0-0		NEUTRAL		0-0-0		0-0-0		0-0-0								
2-5-1		0-1-0		0-0-0		NON-CONFERENCE		0-2-0		0-1-0		2-1-1								
2-0-0		0-0-0		0-0-0		HOME		0-0-0		0-0-0		2-0-0								
0-5-1		0-1-0		0-0-		AWAY		0-2-0		0-1-0		0-1-1								
0-0-0		0-0-0		0-0-0		NEUTRAL		0-0-0		0-0-0		0-0-0								
0-0-0		0-0-0		0-0-0		CONFERENCE		0-0-0		0-0-0		0-0-0								
0-0-0		0-0-0		0-0-0		HOME		0-0-0		0-0-0		0-0-0								
0-0-0		0-0-0		0-0-0		AWAY		0-0-0		0-0-0		0-0-0								
0-0-0		0-0-0		0-0-0		NEUTRAL		0-0-0		0-0-0		0-0-0								
RPI	S	Opponent		Score		RPI	S	Opponent		Score		RPI	S	Opponent		Score				
22	A	DePaul		1	2							57	A	Michigan		0	3			
												58	A	Illinois St.		1	5			
												125	A	Colorado Col.		1	3			
												258	H	IPFW		2	0			
												263	A	Air Force		2	3			
												269	H	Oakland		2	1			
												285	A	Detroit		0	0			
LAST 10 GAMES																				
						57	A	Michigan		0	3	258	H	IPFW		2	0			
						269	H	Oakland		2	1	125	A	Colorado Col.		1	3			
						285	A	Detroit		0	0	263	A	Air Force		2	3			
						58	A	Illinois St.		1	5									
						22	A	DePaul		1	2									

Non-Div. I Games:

Central Mich.

Average RPI Win:	189	WON-LOST	WINNING	LAST 10	STRENGTH OF	OPP. STRENGTH	TEAM	ADJ	CONF.	ADJ CONF.					
Average RPI Loss:	205	RECORD	PCT. RANK	GAMES	SCHEDULE	OF SCHEDULE	RPI	RPI	RPI	RPI					
DIV. I ONLY		3-6-0	.33333	249	3-6-0	166	298	244	.43916	247	18	18			
DIV. I NON-CONF.		3-6-0	.33333	251	3-6-0	161	297	243	.43916	247	18	18			
<hr/>															
TOTALS	RPI 1-25	RPI 26-50		W-L RECORDS		RPI 51-100		RPI 101-150		RPI 150+					
3-6-0	0-0-0	0-0-0		OVERALL		0-0-0		0-1-0		3-5-0					
2-1-0	0-0-0	0-0-0		HOME		0-0-0		0-0-0		2-1-0					
1-5-0	0-0-0	0-0-0		AWAY		0-0-0		0-1-0		1-4-0					
0-0-0	0-0-0	0-0-0		NEUTRAL		0-0-0		0-0-0		0-0-0					
3-6-0	0-0-0	0-0-0		NON-CONFERENCE		0-0-0		0-1-0		3-5-0					
2-1-0	0-0-0	0-0-0		HOME		0-0-0		0-0-0		2-1-0					
1-5-0	0-0-0	0-0-		AWAY		0-0-0		0-1-0		1-4-0					
0-0-0	0-0-0	0-0-0		NEUTRAL		0-0-0		0-0-0		0-0-0					
0-0-0	0-0-0	0-0-0		CONFERENCE		0-0-0		0-0-0		0-0-0					
0-0-0	0-0-0	0-0-0		HOME		0-0-0		0-0-0		0-0-0					
0-0-0	0-0-0	0-0-0		AWAY		0-0-0		0-0-0		0-0-0					
0-0-0	0-0-0	0-0-0		NEUTRAL		0-0-0		0-0-0		0-0-0					
RPI	S	Opponent	Score	RPI	S	Opponent	Score	RPI	S	Opponent	Score	RPI	S	Opponent	Score
										109	A	Marshall	1	2	
										170	A	James Madison	1	2	
										179	A	Morehead St.	1	4	
										182	H	Liberty	4	3	
										187	A	Elon	3	1	
										197	H	Belmont	4	1	
										208	A	East Tenn. St.	0	1	
										249	H	George Mason	0	2	
										315	A	Radford	1	2	
				LAST 10 GAMES											
				179	A	Morehead St.	1 4	315	A	Radford	1 2				
				182	H	Liberty	4 3	170	A	James Madison	1 2				
				208	A	East Tenn. St.	0 1	249	H	George Mason	0 2				
				187	A	Elon	3 1	197	H	Belmont	4 1				
								109	A	Marshall	1 2				

Non-Div. I Games:

Appalachian St.

Average RPI Win: 251		WON-LOST RECORD	WINNING PCT. RANK	LAST 10 GAMES	STRENGTH OF SCHEDULE	OPP. STRENGTH OF SCHEDULE	TEAM RPI	ADJ RPI	CONF. RPI	ADJ CONF. RPI	
Average RPI Loss: 141											
DIV. I ONLY		2-8-0	.2 295	2-8-0	117	239	248	.43857 248	28	28	
DIV. I NON-CONF.		2-8-0	.2 292	2-8-0	115	240	248	.43857 248	28	28	
<hr/>											
TOTALS	RPI 1-25	RPI 26-50		W-L RECORDS		RPI 51-100		RPI 101-150		RPI 150+	
2-8-0	0-0-0	0-1-0		OVERALL		0-2-0		0-1-0		2-4-0	
0-4-0	0-0-0	0-0-0		HOME		0-1-0		0-1-0		0-2-0	
2-4-0	0-0-0	0-1-0		AWAY		0-1-0		0-0-0		2-2-0	
0-0-0	0-0-0	0-0-0		NEUTRAL		0-0-0		0-0-0		0-0-0	
2-8-0	0-0-0	0-1-0		NON-CONFERENCE		0-2-0		0-1-0		2-4-0	
0-4-0	0-0-0	0-0-0		HOME		0-1-0		0-1-0		0-2-0	
2-4-0	0-0-0	0-0-		AWAY		0-1-0		0-0-0		2-2-0	
0-0-0	0-0-0	0-0-0		NEUTRAL		0-0-0		0-0-0		0-0-0	
0-0-0	0-0-0	0-0-0		CONFERENCE		0-0-0		0-0-0		0-0-0	
0-0-0	0-0-0	0-0-0		HOME		0-0-0		0-0-0		0-0-0	
0-0-0	0-0-0	0-0-0		AWAY		0-0-0		0-0-0		0-0-0	
0-0-0	0-0-0	0-0-0		NEUTRAL		0-0-0		0-0-0		0-0-0	
RPI S	Opponent	Score	RPI S	Opponent	Score	RPI S	Opponent	Score	RPI S	Opponent	Score
			48 A	Rhode Island	1 2	54 A	Colorado	0 2	147 H	Akron	2 3
						100 H	Holy Cross	1 2	156 H	Hartford	0 1
									198 A	Northern Colo.	2 3
									205 H	Massachusetts	0 1
									220 A	New Hampshire	0 1
									221 A	Maine	1 0
									281 A	Iona	2 1
<hr/>											
LAST 10 GAMES											
			198 A	Northern Colo.	2 3	54 A	Colorado	0 2			
			100 H	Holy Cross	1 2	147 H	Akron	2 3			
			205 H	Massachusetts	0 1	220 A	New Hampshire	0 1			
			221 A	Maine	1 0	281 A	Iona	2 1			
			156 H	Hartford	0 1	48 A	Rhode Island	1 2			

Non-Div. I Games:

Bryant

Average RPI Win: 270		WON-LOST	WINNING	LAST 10	STRENGTH OF		OPP. STRENGTH	TEAM	ADJ	CONF.	ADJ CONF.
Average RPI Loss: 108		RECORD	PCT. RANK	GAMES	SCHEDULE		OF SCHEDULE	RPI	RPI	RPI	RPI
DIV. I ONLY		2-6-0	.25	277	2-6-0		171	165	249	.43577	249
DIV. I NON-CONF.		2-6-0	.25	277	2-6-0		167	164	249	.43577	249
TOTALS		RPI 1-25	RPI 26-50		W-L RECORDS		RPI 51-100		RPI 101-150		RPI 150+
2-6-0		0-0-0	0-0-0		OVERALL		0-3-0		0-2-0		2-1-0
1-3-0		0-0-0	0-0-0		HOME		0-2-0		0-1-0		1-0-0
1-2-0		0-0-0	0-0-0		AWAY		0-1-0		0-0-0		1-1-0
0-1-0		0-0-0	0-0-0		NEUTRAL		0-0-0		0-1-0		0-0-0
2-6-0		0-0-0	0-0-0		NON-CONFERENCE		0-3-0		0-2-0		2-1-0
1-3-0		0-0-0	0-0-0		HOME		0-2-0		0-1-0		1-0-0
1-2-0		0-0-0	0-0-		AWAY		0-1-0		0-0-0		1-1-0
0-1-0		0-0-0	0-0-0		NEUTRAL		0-0-0		0-1-0		0-0-0
0-0-0		0-0-0	0-0-0		CONFERENCE		0-0-0		0-0-0		0-0-0
0-0-0		0-0-0	0-0-0		HOME		0-0-0		0-0-0		0-0-0
0-0-0		0-0-0	0-0-0		AWAY		0-0-0		0-0-0		0-0-0
0-0-0		0-0-0	0-0-0		NEUTRAL		0-0-0		0-0-0		0-0-0
RPI S	Opponent	Score	RPI S	Opponent	Score	RPI S	Opponent	Score	RPI S	Opponent	Score
						63 H	William & Mary	0 1	106 N	Indiana	1 4
						66 H	East Carolina	0 2	150 H	Loyola Maryland	0 2
						82 A	Ohio St.	0 3	182 A	Liberty	0 2
									247 A	Appalachian St.	2 0
									292 H	American	2 1
LAST 10 GAMES											
						182 A	Liberty	0 2	247 A	Appalachian St.	2 0
						63 H	William & Mary	0 1	82 A	Ohio St.	0 3
						150 H	Loyola Maryland	0 2	106 N	Indiana	1 4
									292 H	American	2 1
						66 H	East Carolina	0 2			

Non-Div. I Games:

George Mason

Average RPI Win:	280	WON-LOST RECORD	WINNING PCT. RANK	LAST 10 GAMES	STRENGTH OF SCHEDULE	OPP. STRENGTH OF SCHEDULE	TEAM RPI	ADJ RPI	CONF. RPI	ADJ CONF. RPI	
Average RPI Loss:	114										
DIV. I ONLY	3-5-0	.375	232	3-5-0	260	148	250	.4336	250	15	15
DIV. I NON-CONF.	3-5-0	.375	232	3-5-0	256	149	252	.4336	252	15	15
<hr/>											
TOTALS	RPI 1-25	RPI 26-50		W-L RECORDS	RPI 51-100		RPI 101-150		RPI 150+		
3-5-0	0-0-0	0-1-0		OVERALL	0-2-0		0-1-0		3-1-0		
2-1-0	0-0-0	0-0-0		HOME	0-0-0		0-0-0		2-1-0		
1-3-0	0-0-0	0-1-0		AWAY	0-2-0		0-0-0		1-0-0		
0-1-0	0-0-0	0-0-0		NEUTRAL	0-0-0		0-1-0		0-0-0		
3-5-0	0-0-0	0-1-0		NON-CONFERENCE	0-2-0		0-1-0		3-1-0		
2-1-0	0-0-0	0-0-0		HOME	0-0-0		0-0-0		2-1-0		
1-3-0	0-0-0	0-0-		AWAY	0-2-0		0-0-0		1-0-0		
0-1-0	0-0-0	0-0-0		NEUTRAL	0-0-0		0-1-0		0-0-0		
0-0-0	0-0-0	0-0-0		CONFERENCE	0-0-0		0-0-0		0-0-0		
0-0-0	0-0-0	0-0-0		HOME	0-0-0		0-0-0		0-0-0		
0-0-0	0-0-0	0-0-0		AWAY	0-0-0		0-0-0		0-0-0		
0-0-0	0-0-0	0-0-0		NEUTRAL	0-0-0		0-0-0		0-0-0		
RPI	S	Opponent	Score	RPI	S	Opponent	Score	RPI	S	Opponent	Score
				46	A	Purdue	0 2	64	A	Kentucky	0 3
								97	A	Dayton	0 4
								145	N	Butler	2 3
								217	H	Xavier	2 3
								271	A	Wright St.	1 0
								284	H	Eastern Ky.	2 0
								285	H	Detroit	3 1
<hr/>											
LAST 10 GAMES											
				97	A	Dayton	0 4	217	H	Xavier	2 3
				285	H	Detroit	3 1	64	A	Kentucky	0 3
				284	H	Eastern Ky.	2 0	271	A	Wright St.	1 0
								46	A	Purdue	0 2
								145	N	Butler	2 3

Non-Div. I Games:

Ohio

Average RPI Win: 253		WON-LOST RECORD	WINNING PCT. RANK		LAST 10 GAMES	STRENGTH OF SCHEDULE	OPP. STRENGTH OF SCHEDULE	TEAM RPI	ADJ RPI	CONF. RPI	ADJ CONF. RPI					
Average RPI Loss: 134																
DIV. I ONLY		1-5-1	.21429	292	1-5-1	153	184	252	.43204	251	26	26				
DIV. I NON-CONF.		1-5-0	.16667	297	1-5-0	199	156	277	.40548	275	26	26				
<hr/>																
TOTALS		RPI 1-25		RPI 26-50		W-L RECORDS		RPI 51-100		RPI 101-150		RPI 150+				
1-5-1		0-0-0		0-0-0		OVERALL		0-2-0		0-1-0		1-2-1				
0-3-0		0-0-0		0-0-0		HOME		0-2-0		0-0-0		0-1-0				
1-1-1		0-0-0		0-0-0		AWAY		0-0-0		0-1-0		1-0-1				
0-1-0		0-0-0		0-0-0		NEUTRAL		0-0-0		0-0-0		0-1-0				
1-5-0		0-0-0		0-0-0		NON-CONFERENCE		0-2-0		0-1-0		1-2-0				
0-3-0		0-0-0		0-0-0		HOME		0-2-0		0-0-0		0-1-0				
1-1-0		0-0-0		0-0-		AWAY		0-0-0		0-1-0		1-0-0				
0-1-0		0-0-0		0-0-0		NEUTRAL		0-0-0		0-0-0		0-1-0				
0-0-1		0-0-0		0-0-0		CONFERENCE		0-0-0		0-0-0		0-0-1				
0-0-0		0-0-0		0-0-0		HOME		0-0-0		0-0-0		0-0-0				
0-0-1		0-0-0		0-0-0		AWAY		0-0-0		0-0-0		0-0-1				
0-0-0		0-0-0		0-0-0		NEUTRAL		0-0-0		0-0-0		0-0-0				
RPI	S	Opponent		Score	RPI	S	Opponent		Score	RPI	S	Opponent		Score		
							74	H	Providence	0	1	103	A	Navy	1	2
							85	H	Cornell	0	1	154	A	Rider	2	2
												196	N	Delaware	0	1
												213	H	Seton Hall	0	2
												253	A	UMass Lowell	2	1

Non-Div. I Games:

Marist

Average RPI Win: 293		WON-LOST RECORD		WINNING PCT. RANK		LAST 10 GAMES		STRENGTH OF SCHEDULE		OPP. STRENGTH OF SCHEDULE		TEAM RPI		ADJ RPI		CONF. RPI		ADJ CONF. RPI	
DIV. I ONLY		5-4-0		.55556 131		5-4-0		310		202		253		.43096 252		14		14	
DIV. I NON-CONF.		5-4-0		.55556 137		5-4-0		309		202		254		.43096 253		13		13	
TOTALS		RPI 1-25		RPI 26-50		W-L RECORDS		RPI 51-100		RPI 101-150		RPI 150+							
5-4-0		0-0-0		0-0-0		OVERALL		0-0-0		0-2-0		5-2-0							
4-1-0		0-0-0		0-0-0		HOME		0-0-0		0-0-0		4-1-0							
1-3-0		0-0-0		0-0-0		AWAY		0-0-0		0-2-0		1-1-0							
0-0-0		0-0-0		0-0-0		NEUTRAL		0-0-0		0-0-0		0-0-0							
5-4-0		0-0-0		0-0-0		NON-CONFERENCE		0-0-0		0-2-0		5-2-0							
4-1-0		0-0-0		0-0-0		HOME		0-0-0		0-0-0		4-1-0							
1-3-0		0-0-0		0-0-		AWAY		0-0-0		0-2-0		1-1-0							
0-0-0		0-0-0		0-0-0		NEUTRAL		0-0-0		0-0-0		0-0-0							
0-0-0		0-0-0		0-0-0		CONFERENCE		0-0-0		0-0-0		0-0-0							
0-0-0		0-0-0		0-0-0		HOME		0-0-0		0-0-0		0-0-0							
0-0-0		0-0-0		0-0-0		AWAY		0-0-0		0-0-0		0-0-0							
0-0-0		0-0-0		0-0-0		NEUTRAL		0-0-0		0-0-0		0-0-0							
RPI	S	Opponent		Score	RPI	S	Opponent		Score	RPI	S	Opponent		Score					

Non-Div. I Games:

Southern Miss.

Average RPI Win:		268	WON-LOST		WINNING		LAST 10		STRENGTH OF		OPP. STRENGTH		TEAM		ADJ		CONF.		ADJ CONF.	
Average RPI Loss:		147	RECORD		PCT. RANK		GAMES		SCHEDULE		OF SCHEDULE		RPI		RPI		RPI		RPI	
DIV. I ONLY			3-6-0		.33333		249		0-1-0		214		255		251		.43083		253	
DIV. I NON-CONF.			3-6-0		.33333		251		0-1-0		215		258		253		.43083		254	
TOTALS		RPI 1-25		RPI 26-50		W-L RECORDS		RPI 51-100		RPI 101-150		RPI 150+								
3-6-0		0-0-0		0-1-0		OVERALL		0-1-0		0-2-0		3-2-0								
2-2-0		0-0-0		0-0-0		HOME		0-1-0		0-0-0		2-1-0								
1-3-0		0-0-0		0-1-0		AWAY		0-0-0		0-1-0		1-1-0								
0-1-0		0-0-0		0-0-0		NEUTRAL		0-0-0		0-1-0		0-0-0								
3-6-0		0-0-0		0-1-0		NON-CONFERENCE		0-1-0		0-2-0		3-2-0								
2-2-0		0-0-0		0-0-0		HOME		0-1-0		0-0-0		2-1-0								
1-3-0		0-0-0		0-0-		AWAY		0-0-0		0-1-0		1-1-0								
0-1-0		0-0-0		0-0-0		NEUTRAL		0-0-0		0-1-0		0-0-0								
0-0-0		0-0-0		0-0-0		CONFERENCE		0-0-0		0-0-0		0-0-0								
0-0-0		0-0-0		0-0-0		HOME		0-0-0		0-0-0		0-0-0								
0-0-0		0-0-0		0-0-0		AWAY		0-0-0		0-0-0		0-0-0								
0-0-0		0-0-0		0-0-0		NEUTRAL		0-0-0		0-0-0		0-0-0								
RPI	S	Opponent		Score		RPI	S	Opponent		Score		RPI	S	Opponent		Score				
				39	A	Colgate	0	2	100	H	Holy Cross	0	2	104	N	Syracuse	0	4		
														132	A	Northeastern	0	3		
														242	H	St. Bonaventure	1	0		
														251	H	Marist	1	2		
														257	A	Lafayette	0	1		
														260	H	Siena	2	0		
														301	A	Delaware St.	2	1		
LAST 10 GAMES																				
				39	A	Colgate	0	2	251	H	Marist	1	2							
				104	N	Syracuse	0	4	242	H	St. Bonaventure	1	0							
				301	A	Delaware St.	2	1	100	H	Holy Cross	0	2							
				132	A	Northeastern	0	3	257	A	Lafayette	0	1							
				260	H	Siena	2	0												

Non-Div. I Games:

UMass Lowell

Average RPI Win:	319	WON-LOST	WINNING	LAST 10	STRENGTH OF	OPP. STRENGTH	TEAM	ADJ	CONF.	ADJ CONF.			
Average RPI Loss:	93	RECORD	PCT. RANK	GAMES	SCHEDULE	OF SCHEDULE	RPI	RPI	RPI	RPI			
DIV. I ONLY	2-5-3	.35	245	2-5-3	250	153	254	.43073	254	17	17		
DIV. I NON-CONF.	2-5-3	.35	247	2-5-3	249	153	255	.43073	255	17	17		
TOTALS	RPI 1-25	RPI 26-50	W-L RECORDS	RPI 51-100	RPI 101-150	RPI 150+							
2-5-3	0-0-0	0-1-0	OVERALL	0-1-0	0-3-1	2-0-2							
1-1-0	0-0-0	0-0-0	HOME	0-1-0	0-0-0	1-0-0							
1-3-2	0-0-0	0-0-0	AWAY	0-0-0	0-3-0	1-0-2							
0-1-1	0-0-0	0-1-0	NEUTRAL	0-0-0	0-0-1	0-0-0							
2-5-3	0-0-0	0-1-0	NON-CONFERENCE	0-1-0	0-3-1	2-0-2							
1-1-0	0-0-0	0-0-0	HOME	0-1-0	0-0-0	1-0-0							
1-3-2	0-0-0	0-0-	AWAY	0-0-0	0-3-0	1-0-2							
0-1-1	0-0-0	0-1-0	NEUTRAL	0-0-0	0-0-1	0-0-0							
0-0-0	0-0-0	0-0-0	CONFERENCE	0-0-0	0-0-0	0-0-0							
0-0-0	0-0-0	0-0-0	HOME	0-0-0	0-0-0	0-0-0							
0-0-0	0-0-0	0-0-0	AWAY	0-0-0	0-0-0	0-0-0							
0-0-0	0-0-0	0-0-0	NEUTRAL	0-0-0	0-0-0	0-0-0							
RPI	S	Opponent	Score	RPI	S	Opponent	Score	RPI	S	Opponent	Score		
				42	N	Hofstra	1 9	65	H	Western Ky.	0 1		
										105	A	UT Martin	0 3
										106	A	Indiana	0 2
										110	N	UNC Greensboro	2 2
										145	A	Butler	0 1
										197	A	Belmont	1 1
										287	A	IUPUI	3 3
										309	A	Eastern Ill.	2 0
										328	H	Chicago St.	7 0
LAST 10 GAMES													
				42	N	Hofstra	1 9	287	A	IUPUI	3 3		
				105	A	UT Martin	0 3	65	H	Western Ky.	0 1		
				197	A	Belmont	1 1	328	H	Chicago St.	7 0		
				309	A	Eastern Ill.	2 0	145	A	Butler	0 1		
				106	A	Indiana	0 2	110	N	UNC Greensboro	2 2		

Non-Div. I Games:

Indiana St.

Average RPI Win: 0		WON-LOST	WINNING	LAST 10	STRENGTH OF	OPP. STRENGTH	TEAM	ADJ	CONF.	ADJ CONF.								
Average RPI Loss: 126		RECORD	PCT. RANK	GAMES	SCHEDULE	OF SCHEDULE	RPI	RPI	RPI	RPI								
DIV. I ONLY		0-7-0	0	320	0-7-0	24	275	255	.43043	255	32	32						
DIV. I NON-CONF.		0-7-0	0	319	0-7-0	26	276	256	.43043	256	32	32						
<hr/>																		
TOTALS		RPI 1-25		RPI 26-50		W-L RECORDS		RPI 51-100		RPI 101-150		RPI 150+						
0-7-0		0-0-0		0-0-0		OVERALL		0-3-0		0-2-0		0-2-0						
0-2-0		0-0-0		0-0-0		HOME		0-1-0		0-1-0		0-0-0						
0-3-0		0-0-0		0-0-0		AWAY		0-2-0		0-0-0		0-1-0						
0-2-0		0-0-0		0-0-0		NEUTRAL		0-0-0		0-1-0		0-1-0						
0-7-0		0-0-0		0-0-0		NON-CONFERENCE		0-3-0		0-2-0		0-2-0						
0-2-0		0-0-0		0-0-0		HOME		0-1-0		0-1-0		0-0-0						
0-3-0		0-0-0		0-0-		AWAY		0-2-0		0-0-0		0-1-0						
0-2-0		0-0-0		0-0-0		NEUTRAL		0-0-0		0-1-0		0-1-0						
0-0-0		0-0-0		0-0-0		CONFERENCE		0-0-0		0-0-0		0-0-0						
0-0-0		0-0-0		0-0-0		HOME		0-0-0		0-0-0		0-0-0						
0-0-0		0-0-0		0-0-0		AWAY		0-0-0		0-0-0		0-0-0						
0-0-0		0-0-0		0-0-0		NEUTRAL		0-0-0		0-0-0		0-0-0						
RPI	S	Opponent	Score	RPI	S	Opponent	Score	RPI	S	Opponent	Score	RPI	S	Opponent	Score			
								64	A	Kentucky	0	5		111	H	Ga. Southern	1	2
								66	H	East Carolina	0	6		149	N	Troy	1	3
								99	A	UNC Wilmington	0	8		187	N	Elon	1	3
														206	A	South Ala.	0	5
<hr/>																		
LAST 10 GAMES																		
								64	A	Kentucky	0	5		206	A	South Ala.	0	5
								111	H	Ga. Southern	1	2		149	N	Troy	1	3
														187	N	Elon	1	3
														99	A	UNC Wilmington	0	8
														66	H	East Carolina	0	6

Non-Div. I Games:

Francis Marion

Average RPI Win: 293		WON-LOST RECORD		WINNING PCT. RANK		LAST 10 GAMES		STRENGTH OF SCHEDULE		OPP. STRENGTH OF SCHEDULE		TEAM RPI		ADJ RPI		CONF. RPI		ADJ CONF. RPI	
DIV. I ONLY		3-5-0		.375 232		3-5-0		255		211		257		.42965 257		13		13	
DIV. I NON-CONF.		3-4-0		.42857 211		3-4-0		285		228		270		.41532 268		14		14	
TOTALS		RPI 1-25		RPI 26-50		W-L RECORDS		RPI 51-100		RPI 101-150		RPI 150+							
3-5-0		0-0-0		0-1-0		OVERALL		0-0-0		0-2-0		3-2-0							
1-2-0		0-0-0		0-1-0		HOME		0-0-0		0-0-0		1-1-0							
2-3-0		0-0-0		0-0-0		AWAY		0-0-0		0-2-0		2-1-0							
0-0-0		0-0-0		0-0-0		NEUTRAL		0-0-0		0-0-0		0-0-0							
3-4-0		0-0-0		0-0-0		NON-CONFERENCE		0-0-0		0-2-0		3-2-0							
1-1-0		0-0-0		0-0-0		HOME		0-0-0		0-0-0		1-1-0							
2-3-0		0-0-0		0-0-		AWAY		0-0-0		0-2-0		2-1-0							
0-0-0		0-0-0		0-0-0		NEUTRAL		0-0-0		0-0-0		0-0-0							
0-1-0		0-0-0		0-1-0		CONFERENCE		0-0-0		0-0-0		0-0-0							
0-1-0		0-0-0		0-1-0		HOME		0-0-0		0-0-0		0-0-0							
0-0-0		0-0-0		0-0-0		AWAY		0-0-0		0-0-0		0-0-0							
0-0-0		0-0-0		0-0-0		NEUTRAL		0-0-0		0-0-0		0-0-0							
RPI	S	Opponent		Score	RPI	S	Opponent		Score	RPI	S	Opponent		Score					
					39	H	Colgate		0 2										
										108	A	Manhattan		0 1					
										115	A	Jacksonville		0 3					
										164	A	Monmouth		0 3					
										215	H	Binghamton		1 2					
										253	H	UMass Lowell		1 0					
										302	A	North Florida		1 0					
										324	A	Saint Peter's		4 0					
LAST 10 GAMES																			
		115 A Jacksonville		0 3			39 H Colgate		0 2										
		302 A North Florida		1 0			164 A Monmouth		0 3										
		324 A Saint Peter's		4 0			253 H UMass Lowell		1 0										
							215 H Binghamton		1 2										
							108 A Manhattan		0 1										

Non-Div. I Games:

Lafayette

Average RPI Win: 250		WON-LOST RECORD	WINNING PCT. RANK	LAST 10 GAMES	STRENGTH OF SCHEDULE	OPP. STRENGTH OF SCHEDULE	TEAM RPI	ADJ RPI	CONF. RPI	ADJ CONF. RPI	
Average RPI Loss: 153											
DIV. I ONLY		2-7-0	.22222 284	2-7-0	149	238	258	.42672 258	22	21	
DIV. I NON-CONF.		2-7-0	.22222 284	2-7-0	149	239	258	.42672 258	23	22	
<hr/>											
TOTALS		RPI 1-25	RPI 26-50		W-L RECORDS		RPI 51-100		RPI 101-150		RPI 150+
2-7-0		0-1-0	0-0-0		OVERALL		0-2-0		0-1-0		2-3-0
2-2-0		0-0-0	0-0-0		HOME		0-0-0		0-0-0		2-2-0
0-5-0		0-1-0	0-0-0		AWAY		0-2-0		0-1-0		0-1-0
0-0-0		0-0-0	0-0-0		NEUTRAL		0-0-0		0-0-0		0-0-0
<hr/>											
2-7-0		0-1-0	0-0-0		NON-CONFERENCE		0-2-0		0-1-0		2-3-0
2-2-0		0-0-0	0-0-0		HOME		0-0-0		0-0-0		2-2-0
0-5-0		0-1-0	0-0-		AWAY		0-2-0		0-1-0		0-1-0
0-0-0		0-0-0	0-0-0		NEUTRAL		0-0-0		0-0-0		0-0-0
<hr/>											
0-0-0		0-0-0	0-0-0		CONFERENCE		0-0-0		0-0-0		0-0-0
0-0-0		0-0-0	0-0-0		HOME		0-0-0		0-0-0		0-0-0
0-0-0		0-0-0	0-0-0		AWAY		0-0-0		0-0-0		0-0-0
0-0-0		0-0-0	0-0-0		NEUTRAL		0-0-0		0-0-0		0-0-0
<hr/>											
RPI S	Opponent	Score		RPI S	Opponent	Score		RPI S	Opponent	Score	
21 A	Miami (OH)	0	3					145 A	Butler	0	4
								232 H	Loyola Chicago	2	1
								238 H	Valparaiso	0	1
								246 A	Central Mich.	0	2
								267 H	Northern Ky.	6	4
								285 H	Detroit	0	2
<hr/>											
LAST 10 GAMES											
232 H	Loyola Chicago	2	1	21 A	Miami (OH)	0	3				
246 A	Central Mich.	0	2	238 H	Valparaiso	0	1				
285 H	Detroit	0	2	145 A	Butler	0	4				
79 A	Ball St.	0	3	55 A	Michigan St.	1	3				
				267 H	Northern Ky.	6	4				

Non-Div. I Games:

IPFW

Average RPI Win:		281	WON-LOST RECORD		WINNING PCT. RANK		LAST 10 GAMES		STRENGTH OF SCHEDULE		OPP. STRENGTH OF SCHEDULE		TEAM RPI		ADJ RPI		CONF. RPI		ADJ CONF. RPI					
DIV. I ONLY			3-7-0		.3		270		3-7-0		211		236		259		.42612		259		10		10	
DIV. I NON-CONF.			3-7-0		.3		269		3-7-0		212		236		259		.42612		259		10		10	
TOTALS		RPI 1-25		RPI 26-50		W-L RECORDS		RPI 51-100		RPI 101-150		RPI 150+												
3-7-0		0-1-0		0-0-0		OVERALL		0-2-0		0-1-0		3-3-0												
2-2-0		0-1-0		0-0-0		HOME		0-0-0		0-1-0		2-0-0												
1-4-0		0-0-0		0-0-0		AWAY		0-2-0		0-0-0		1-2-0												
0-1-0		0-0-0		0-0-0		NEUTRAL		0-0-0		0-0-0		0-1-0												
3-7-0		0-1-0		0-0-0		NON-CONFERENCE		0-2-0		0-1-0		3-3-0												
2-2-0		0-1-0		0-0-0		HOME		0-0-0		0-1-0		2-0-0												
1-4-0		0-0-0		0-0-		AWAY		0-2-0		0-0-0		1-2-0												
0-1-0		0-0-0		0-0-0		NEUTRAL		0-0-0		0-0-0		0-1-0												
0-0-0		0-0-0		0-0-0		CONFERENCE		0-0-0		0-0-0		0-0-0												
0-0-0		0-0-0		0-0-0		HOME		0-0-0		0-0-0		0-0-0												
0-0-0		0-0-0		0-0-0		AWAY		0-0-0		0-0-0		0-0-0												
0-0-0		0-0-0		0-0-0		NEUTRAL		0-0-0		0-0-0		0-0-0												
RPI	S	Opponent		Score		RPI	S	Opponent		Score		RPI	S	Opponent		Score								
20	H	Utah		0 1								52	A	San Diego St.		0 2								
												73	A	Santa Clara		1 3								
												130	H	San Francisco		0 1								
												151	A	Nevada		0 1								
												218	H	San Jose St.		1 0								
												225	N	Southeast Mo. St.		0 2								
												263	A	Air Force		0 1								
												304	A	Sacramento St.		1 0								
												320	H	Quinnipiac		1 0								
LAST 10 GAMES																								
						73	A	Santa Clara		1 3		130	H	San Francisco		0 1								
						151	A	Nevada		0 1		263	A	Air Force		0 1								
						20	H	Utah		0 1		225	N	Southeast Mo. St.		0 2								
						52	A	San Diego St.		0 2		320	H	Quinnipiac		1 0								
						304	A	Sacramento St.		1 0		218	H	San Jose St.		1 0								

Non-Div. I Games:

UC Davis

Average RPI Win:	236	WON-LOST RECORD	WINNING PCT. RANK	LAST 10 GAMES	STRENGTH OF SCHEDULE	OPP. STRENGTH OF SCHEDULE	TEAM RPI	ADJ RPI	CONF. RPI	ADJ CONF. RPI	
Average RPI Loss:	199										
DIV. I ONLY	3-4-2	.44444	190	3-4-2	289	180	262	.42356	260	26	26
DIV. I NON-CONF.	3-4-2	.44444	191	3-4-2	286	180	261	.42356	260	26	26
<hr/>											
TOTALS	RPI 1-25	RPI 26-50		W-L RECORDS	RPI 51-100		RPI 101-150		RPI 150+		
3-4-2	0-0-0	0-0-0		OVERALL	0-1-0		0-0-0		3-3-2		
2-1-1	0-0-0	0-0-0		HOME	0-1-0		0-0-0		2-0-1		
1-3-1	0-0-0	0-0-0		AWAY	0-0-0		0-0-0		1-3-1		
0-0-0	0-0-0	0-0-0		NEUTRAL	0-0-0		0-0-0		0-0-0		
<hr/>											
3-4-2	0-0-0	0-0-0		NON-CONFERENCE	0-1-0		0-0-0		3-3-2		
2-1-1	0-0-0	0-0-0		HOME	0-1-0		0-0-0		2-0-1		
1-3-1	0-0-0	0-0-		AWAY	0-0-0		0-0-0		1-3-1		
0-0-0	0-0-0	0-0-0		NEUTRAL	0-0-0		0-0-0		0-0-0		
<hr/>											
0-0-0	0-0-0	0-0-0		CONFERENCE	0-0-0		0-0-0		0-0-0		
0-0-0	0-0-0	0-0-0		HOME	0-0-0		0-0-0		0-0-0		
0-0-0	0-0-0	0-0-0		AWAY	0-0-0		0-0-0		0-0-0		
0-0-0	0-0-0	0-0-0		NEUTRAL	0-0-0		0-0-0		0-0-0		
<hr/>											
RPI S	Opponent	Score	RPI S	Opponent	Score	RPI S	Opponent	Score	RPI S	Opponent	Score
						100 H	Holy Cross	0 3	156 H	Hartford	0 0
						204 H	Stony Brook	3 2			
						215 A	Binghamton	1 2			
						220 A	New Hampshire	2 1			
						229 A	Albany (NY)	1 5			
						253 A	UMass Lowell	0 2			
						265 A	Vermont	1 1			
						283 H	LIU Brooklyn	1 0			
						<hr/>					
LAST 10 GAMES											
265 A	Vermont	1 1	156 H	Hartford	0 0						
220 A	New Hampshire	2 1	215 A	Binghamton	1 2						
283 H	LIU Brooklyn	1 0	229 A	Albany (NY)	1 5						
100 H	Holy Cross	0 3	204 H	Stony Brook	3 2						
			253 A	UMass Lowell	0 2						

Non-Div. I Games:

Siena

Average RPI Win: 297		WON-LOST RECORD		WINNING PCT. RANK		LAST 10 GAMES		STRENGTH OF SCHEDULE		OPP. STRENGTH OF SCHEDULE		TEAM RPI		ADJ RPI		CONF. RPI		ADJ CONF. RPI	
DIV. I ONLY		2-7-0		.22222 284		2-7-0		93		329		260		.42306 261		25		25	
DIV. I NON-CONF.		2-7-0		.22222 284		2-7-0		89		328		260		.42306 261		25		25	
TOTALS		RPI 1-25		RPI 26-50		W-L RECORDS		RPI 51-100		RPI 101-150		RPI 150+							
2-7-0		0-0-0		0-0-0		OVERALL		0-0-0		0-1-0		2-6-0							
1-2-0		0-0-0		0-0-0		HOME		0-0-0		0-0-0		1-2-0							
1-4-0		0-0-0		0-0-0		AWAY		0-0-0		0-1-0		1-3-0							
0-1-0		0-0-0		0-0-0		NEUTRAL		0-0-0		0-0-0		0-1-0							
2-7-0		0-0-0		0-0-0		NON-CONFERENCE		0-0-0		0-1-0		2-6-0							
1-2-0		0-0-0		0-0-0		HOME		0-0-0		0-0-0		1-2-0							
1-4-0		0-0-0		0-0-		AWAY		0-0-0		0-1-0		1-3-0							
0-1-0		0-0-0		0-0-0		NEUTRAL		0-0-0		0-0-0		0-1-0							
0-0-0		0-0-0		0-0-0		CONFERENCE		0-0-0		0-0-0		0-0-0							
0-0-0		0-0-0		0-0-0		HOME		0-0-0		0-0-0		0-0-0							
0-0-0		0-0-0		0-0-0		AWAY		0-0-0		0-0-0		0-0-0							
0-0-0		0-0-0		0-0-0		NEUTRAL		0-0-0		0-0-0		0-0-0							
RPI	S	Opponent		Score	RPI	S	Opponent		Score	RPI	S	Opponent		Score	RPI	S	Opponent		Score

Non-Div. I Games:

Tennessee Tech

Average RPI Win: 266		WON-LOST RECORD		WINNING PCT. RANK		LAST 10 GAMES		STRENGTH OF SCHEDULE		OPP. STRENGTH OF SCHEDULE		TEAM RPI		ADJ RPI		CONF. RPI		ADJ CONF. RPI	
DIV. I ONLY		3-5-1		.38889 224		3-5-1		258		272		261		.42296 262		23		23	
DIV. I NON-CONF.		2-4-1		.35714 240		2-4-1		314		249		304		.37134 303		21		21	
TOTALS		RPI 1-25		RPI 26-50		W-L RECORDS		RPI 51-100		RPI 101-150		RPI 150+							
3-5-1		0-0-0		0-0-0		OVERALL		0-0-0		0-1-0		3-4-1							
3-1-1		0-0-0		0-0-0		HOME		0-0-0		0-0-0		3-1-1							
0-4-0		0-0-0		0-0-0		AWAY		0-0-0		0-1-0		0-3-0							
0-0-0		0-0-0		0-0-0		NEUTRAL		0-0-0		0-0-0		0-0-0							
2-4-1		0-0-0		0-0-0		NON-CONFERENCE		0-0-0		0-0-0		2-4-1							
2-1-1		0-0-0		0-0-0		HOME		0-0-0		0-0-0		2-1-1							
0-3-0		0-0-0		0-0-		AWAY		0-0-0		0-0-0		0-3-0							
0-0-0		0-0-0		0-0-0		NEUTRAL		0-0-0		0-0-0		0-0-0							
1-1-0		0-0-0		0-0-0		CONFERENCE		0-0-0		0-1-0		1-0-0							
1-0-0		0-0-0		0-0-0		HOME		0-0-0		0-0-0		1-0-0							
0-1-0		0-0-0		0-0-0		AWAY		0-0-0		0-1-0		0-0-0							
0-0-0		0-0-0		0-0-0		NEUTRAL		0-0-0		0-0-0		0-0-0							
RPI	S	Opponent		Score	RPI	S	Opponent		Score	RPI	S	Opponent		Score					
										127	A	Southeastern La.		0					
										162	A	UTSA		3					
										175	A	La.-Lafayette		0					
										192	H	Nicholls St.		3 2					
										200	H	Houston		0					
										222	H	La.-Monroe		0					
										273	A	Jackson St.		0					
										280	H	Southern U.		1 0					
										327	H	Prairie View		1 0					
LAST 10 GAMES																			
										127	A	Southeastern La.		0					
										192	H	Nicholls St.		3 2					
										222	H	La.-Monroe		0					
										280	H	Southern U.		1 0					
										162	A	UTSA		3					
										273	A	Jackson St.		0					
										175	A	La.-Lafayette		0					
										200	H	Houston		0					
										327	H	Prairie View		1 0					

Non-Div. I Games:

McNeese St.

Average RPI Win: 258		WON-LOST RECORD	WINNING PCT. RANK		LAST 10 GAMES	STRENGTH OF SCHEDULE	OPP. STRENGTH OF SCHEDULE	TEAM RPI	ADJ RPI	CONF. RPI	ADJ CONF. RPI		
Average RPI Loss: 171													
DIV. I ONLY		3-4-0	.42857	214	3-4-0	283	201	263	.42167	263	16	16	
DIV. I NON-CONF.		3-4-0	.42857	211	3-4-0	281	201	262	.42167	262	16	16	
<hr/>													
TOTALS		RPI 1-25		RPI 26-50		W-L RECORDS		RPI 51-100		RPI 101-150		RPI 150+	
3-4-0		0-0-0		0-0-0		OVERALL		0-1-0		0-0-0		3-3-0	
3-3-0		0-0-0		0-0-0		HOME		0-0-0		0-0-0		3-3-0	
0-1-0		0-0-0		0-0-0		AWAY		0-1-0		0-0-0		0-0-0	
0-0-0		0-0-0		0-0-0		NEUTRAL		0-0-0		0-0-0		0-0-0	
3-4-0		0-0-0		0-0-0		NON-CONFERENCE		0-1-0		0-0-0		3-3-0	
3-3-0		0-0-0		0-0-0		HOME		0-0-0		0-0-0		3-3-0	
0-1-0		0-0-0		0-0-		AWAY		0-1-0		0-0-0		0-0-0	
0-0-0		0-0-0		0-0-0		NEUTRAL		0-0-0		0-0-0		0-0-0	
0-0-0		0-0-0		0-0-0		CONFERENCE		0-0-0		0-0-0		0-0-0	
0-0-0		0-0-0		0-0-0		HOME		0-0-0		0-0-0		0-0-0	
0-0-0		0-0-0		0-0-0		AWAY		0-0-0		0-0-0		0-0-0	
0-0-0		0-0-0		0-0-0		NEUTRAL		0-0-0		0-0-0		0-0-0	
RPI	S	Opponent	Score	RPI	S	Opponent	Score	RPI	S	Opponent	Score		
						62	A Rice	2	3	177	H Montana	0	1
										198	H Northern Colo.	1	2
										245	H North Dakota St.	1	2
										246	H Central Mich.	3	2
										259	H UC Davis	1	0
										269	H Oakland	5	1
<hr/>													
LAST 10 GAMES													
						269	H Oakland	5	1	62	A Rice	2	3
						246	H Central Mich.	3	2	177	H Montana	0	1
						259	H UC Davis	1	0				
						198	H Northern Colo.	1	2				
						245	H North Dakota St.	1	2				

Non-Div. I Games:

Air Force

Average RPI Win:	256	WON-LOST RECORD	WINNING PCT. RANK	LAST 10 GAMES	STRENGTH OF SCHEDULE	OPP. STRENGTH OF SCHEDULE	TEAM RPI	ADJ RPI	CONF. RPI	ADJ CONF. RPI		
DIV. I ONLY		2-5-3	.35	245	2-5-3	277	135	265	.41897	264	18	18
DIV. I NON-CONF.		2-5-3	.35	247	2-5-3	275	129	264	.41897	263	18	18
<hr/>												
TOTALS	RPI 1-25	RPI 26-50		W-L RECORDS		RPI 51-100		RPI 101-150		RPI 150+		
2-5-3	0-0-0	0-0-0		OVERALL		0-1-0		0-2-0		2-2-3		
2-2-0	0-0-0	0-0-0		HOME		0-0-0		0-2-0		2-0-0		
0-3-3	0-0-0	0-0-0		AWAY		0-1-0		0-0-0		0-2-3		
0-0-0	0-0-0	0-0-0		NEUTRAL		0-0-0		0-0-0		0-0-0		
<hr/>												
2-5-3	0-0-0	0-0-0		NON-CONFERENCE		0-1-0		0-2-0		2-2-3		
2-2-0	0-0-0	0-0-0		HOME		0-0-0		0-2-0		2-0-0		
0-3-3	0-0-0	0-0-		AWAY		0-1-0		0-0-0		0-2-3		
0-0-0	0-0-0	0-0-0		NEUTRAL		0-0-0		0-0-0		0-0-0		
<hr/>												
0-0-0	0-0-0	0-0-0		CONFERENCE		0-0-0		0-0-0		0-0-0		
0-0-0	0-0-0	0-0-0		HOME		0-0-0		0-0-0		0-0-0		
0-0-0	0-0-0	0-0-0		AWAY		0-0-0		0-0-0		0-0-0		
0-0-0	0-0-0	0-0-0		NEUTRAL		0-0-0		0-0-0		0-0-0		
<hr/>												
RPI S	Opponent	Score	RPI S	Opponent	Score	RPI S	Opponent	Score	RPI S	Opponent	Score	
						72 A	Furman	0 1	105 H	UT Martin	0 2	
						107 H	Samford	1 2				
						185 A	Davidson	0 0				
						186 A	Kennesaw St.	1 1				
						197 A	Belmont	0 0				
						209 H	Mercer	1 0				
						244 A	Murray St.	1 2				
						261 A	Tennessee Tech	0 1				
						302 H	North Florida	1 0				
						LAST 10 GAMES						197 A
261 A	Tennessee Tech	0 1	209 H	Mercer	1 0							
107 H	Samford	1 2	185 A	Davidson	0 0							
244 A	Murray St.	1 2	302 H	North Florida	1 0							
186 A	Kennesaw St.	1 1	72 A	Furman	0 1							

Non-Div. I Games:

Georgia St.

Average RPI Win:	222	WON-LOST	WINNING	LAST 10	STRENGTH OF	OPP. STRENGTH	TEAM	ADJ	CONF.	ADJ CONF.	
Average RPI Loss:	160	RECORD	PCT. RANK	GAMES	SCHEDULE	OF SCHEDULE	RPI	RPI	RPI	RPI	
DIV. I ONLY	2-6-1	.27778	274	2-6-1	191	286	264	.41875	265	19	19
DIV. I NON-CONF.	2-6-1	.27778	274	2-6-1	188	286	263	.41875	264	19	19
<hr/>											
TOTALS	RPI 1-25	RPI 26-50		W-L RECORDS	RPI 51-100		RPI 101-150		RPI 150+		
2-6-1	0-0-0	0-1-0		OVERALL	0-0-0		0-2-0		2-3-1		
2-1-1	0-0-0	0-0-0		HOME	0-0-0		0-1-0		2-0-1		
0-4-0	0-0-0	0-1-0		AWAY	0-0-0		0-0-0		0-3-0		
0-1-0	0-0-0	0-0-0		NEUTRAL	0-0-0		0-1-0		0-0-0		
<hr/>											
2-6-1	0-0-0	0-1-0		NON-CONFERENCE	0-0-0		0-2-0		2-3-1		
2-1-1	0-0-0	0-0-0		HOME	0-0-0		0-1-0		2-0-1		
0-4-0	0-0-0	0-0-		AWAY	0-0-0		0-0-0		0-3-0		
0-1-0	0-0-0	0-0-0		NEUTRAL	0-0-0		0-1-0		0-0-0		
<hr/>											
0-0-0	0-0-0	0-0-0		CONFERENCE	0-0-0		0-0-0		0-0-0		
0-0-0	0-0-0	0-0-0		HOME	0-0-0		0-0-0		0-0-0		
0-0-0	0-0-0	0-0-0		AWAY	0-0-0		0-0-0		0-0-0		
0-0-0	0-0-0	0-0-0		NEUTRAL	0-0-0		0-0-0		0-0-0		
<hr/>											
RPI	S	Opponent	Score	RPI	S	Opponent	Score	RPI	S	Opponent	Score
				39	A	Colgate	1 3				
								104	N	Syracuse	2 3
								141	H	Dartmouth	0 4
								155	H	Central Conn. St.	3 2
								174	A	Fordham	0 1
								184	A	Fairleigh Dickinson	0 3
								260	H	Siena	1 1
								289	H	Youngstown St.	3 2
								320	A	Quinnipiac	0 1
<hr/>											
				LAST 10 GAMES							
				39	A	Colgate	1 3	141	H	Dartmouth	0 4
				104	N	Syracuse	2 3	184	A	Fairleigh Dickinson	0 3
				174	A	Fordham	0 1	260	H	Siena	1 1
				289	H	Youngstown St.	3 2	320	A	Quinnipiac	0 1
				155	H	Central Conn. St.	3 2				

Non-Div. I Games:

Vermont

Average RPI Win: 255		WON-LOST	WINNING	LAST 10	STRENGTH OF		OPP. STRENGTH	TEAM	ADJ		CONF.	ADJ CONF.			
Average RPI Loss: 155		RECORD	PCT. RANK	GAMES	SCHEDULE		OF SCHEDULE	RPI	RPI		RPI	RPI			
DIV. I ONLY		2-5-1	.3125	267	2-5-1		243	220	268		23	23			
DIV. I NON-CONF.		1-5-1	.21429	289	1-5-1		225	257	280		21	21			
TOTALS		RPI 1-25	RPI 26-50		W-L RECORDS		RPI 51-100		RPI 101-150		RPI 150+				
2-5-1		0-0-0	0-0-0		OVERALL		0-0-0		0-1-0		2-4-1				
1-2-0		0-0-0	0-0-0		HOME		0-0-0		0-0-0		1-2-0				
1-3-1		0-0-0	0-0-0		AWAY		0-0-0		0-1-0		1-2-1				
0-0-0		0-0-0	0-0-0		NEUTRAL		0-0-0		0-0-0		0-0-0				
1-5-1		0-0-0	0-0-0		NON-CONFERENCE		0-0-0		0-1-0		1-4-1				
0-2-0		0-0-0	0-0-0		HOME		0-0-0		0-0-0		0-2-0				
1-3-1		0-0-0	0-0-		AWAY		0-0-0		0-1-0		1-2-1				
0-0-0		0-0-0	0-0-0		NEUTRAL		0-0-0		0-0-0		0-0-0				
1-0-0		0-0-0	0-0-0		CONFERENCE		0-0-0		0-0-0		1-0-0				
1-0-0		0-0-0	0-0-0		HOME		0-0-0		0-0-0		1-0-0				
0-0-0		0-0-0	0-0-0		AWAY		0-0-0		0-0-0		0-0-0				
0-0-0		0-0-0	0-0-0		NEUTRAL		0-0-0		0-0-0		0-0-0				
RPI	S	Opponent	Score	RPI	S	Opponent	Score	RPI	S	Opponent	Score	RPI	S	Opponent	Score
										102 A Baylor	0			2	
										160 H North Texas	0			2	
										162 A UTSA	0			1	
										176 A UTEP	1			2	
										177 H Montana	1			3	
										199 H Abilene Christian	1			0	
										200 A Houston	1			1	
										311 A New Mexico St.	3			0	
				LAST 10 GAMES											
				311 A New Mexico St.	3	0		199 H Abilene Christian	1	0					
				102 A Baylor	0	2		160 H North Texas	0	2					
				162 A UTSA	0	1		200 A Houston	1	1					
								177 H Montana	1	3					
								176 A UTEP	1	2					

Non-Div. I Games:

Houston Baptist

Average RPI Win: 297		WON-LOST RECORD		WINNING PCT. RANK		LAST 10 GAMES		STRENGTH OF SCHEDULE		OPP. STRENGTH OF SCHEDULE		TEAM RPI		ADJ RPI		CONF. RPI		ADJ CONF. RPI	
DIV. I ONLY		3-3-2		.5 152		3-3-2		299		264		266		.41777 267		20		20	
DIV. I NON-CONF.		3-3-2		.5 154		3-3-2		296		265		265		.41777 265		20		20	
TOTALS		RPI 1-25		RPI 26-50		W-L RECORDS		RPI 51-100		RPI 101-150		RPI 150+							
3-3-2		0-0-0		0-0-0		OVERALL		0-0-0		0-1-0		3-2-2							
2-1-2		0-0-0		0-0-0		HOME		0-0-0		0-1-0		2-0-2							
1-2-0		0-0-0		0-0-0		AWAY		0-0-0		0-0-0		1-2-0							
0-0-0		0-0-0		0-0-0		NEUTRAL		0-0-0		0-0-0		0-0-0							
3-3-2		0-0-0		0-0-0		NON-CONFERENCE		0-0-0		0-1-0		3-2-2							
2-1-2		0-0-0		0-0-0		HOME		0-0-0		0-1-0		2-0-2							
1-2-0		0-0-0		0-0-		AWAY		0-0-0		0-0-0		1-2-0							
0-0-0		0-0-0		0-0-0		NEUTRAL		0-0-0		0-0-0		0-0-0							
0-0-0		0-0-0		0-0-0		CONFERENCE		0-0-0		0-0-0		0-0-0							
0-0-0		0-0-0		0-0-0		HOME		0-0-0		0-0-0		0-0-0							
0-0-0		0-0-0		0-0-0		AWAY		0-0-0		0-0-0		0-0-0							
0-0-0		0-0-0		0-0-0		NEUTRAL		0-0-0		0-0-0		0-0-0							
RPI	S	Opponent		Score		RPI	S	Opponent		Score		RPI	S	Opponent		Score			
													S	Opponent		Score			
													S	Opponent		Score			
													S	Opponent		Score			
													S	Opponent		Score			
													S	Opponent		Score			
													S	Opponent		Score			
													S	Opponent		Score			
													S	Opponent		Score			
													S	Opponent		Score			
													S	Opponent		Score			
													S	Opponent		Score			
													S	Opponent		Score			
													S	Opponent		Score			
													S	Opponent		Score			
													S	Opponent		Score			
													S	Opponent		Score			
													S	Opponent		Score			
													S	Opponent		Score			
													S	Opponent		Score			
													S	Opponent		Score			
													S	Opponent		Score			
													S	Opponent		Score			
													S	Opponent		Score			
													S	Opponent		Score			
													S	Opponent		Score			
													S	Opponent		Score			
													S	Opponent		Score			
													S	Opponent		Score			
													S	Opponent		Score			
													S	Opponent		Score			
													S	Opponent		Score			
													S	Opponent		Score			
													S	Opponent		Score			
													S	Opponent		Score			
													S	Opponent		Score			
													S	Opponent		Score			
													S	Opponent		Score			
													S	Opponent		Score			
													S	Opponent		Score			
													S	Opponent		Score			
													S	Opponent		Score			
													S	Opponent		Score			
													S	Opponent		Score			
													S	Opponent		Score			
													S	Opponent		Score			
													S	Opponent		Score			
													S	Opponent		Score			
													S	Opponent		Score			
													S						

Non-Div. I Games:

Northern Ky.

Average RPI Win:	282	WON-LOST RECORD	WINNING PCT. RANK	LAST 10 GAMES	STRENGTH OF SCHEDULE	OPP. STRENGTH OF SCHEDULE	TEAM RPI	ADJ RPI	CONF. RPI	ADJ CONF. RPI	
Div. I ONLY		3-4-1	.4375 209	3-4-1	291	204	267	.41758 268	25	25	
Div. I NON-CONF.		3-4-1	.4375 207	3-4-1	288	204	266	.41758 266	25	25	
<hr/>											
TOTALS	RPI 1-25	RPI 26-50		W-L RECORDS	RPI 51-100		RPI 101-150		RPI 150+		
3-4-1	0-0-0	0-1-0		OVERALL	0-0-0		0-0-1		3-3-0		
2-1-1	0-0-0	0-0-0		HOME	0-0-0		0-0-1		2-1-0		
1-3-0	0-0-0	0-1-0		AWAY	0-0-0		0-0-0		1-2-0		
0-0-0	0-0-0	0-0-0		NEUTRAL	0-0-0		0-0-0		0-0-0		
3-4-1	0-0-0	0-1-0		NON-CONFERENCE	0-0-0		0-0-1		3-3-0		
2-1-1	0-0-0	0-0-0		HOME	0-0-0		0-0-1		2-1-0		
1-3-0	0-0-0	0-0-		AWAY	0-0-0		0-0-0		1-2-0		
0-0-0	0-0-0	0-0-0		NEUTRAL	0-0-0		0-0-0		0-0-0		
0-0-0	0-0-0	0-0-0		CONFERENCE	0-0-0		0-0-0		0-0-0		
0-0-0	0-0-0	0-0-0		HOME	0-0-0		0-0-0		0-0-0		
0-0-0	0-0-0	0-0-0		AWAY	0-0-0		0-0-0		0-0-0		
0-0-0	0-0-0	0-0-0		NEUTRAL	0-0-0		0-0-0		0-0-0		
RPI	S	Opponent	Score	RPI	S	Opponent	Score	RPI	S	Opponent	Score
				46	A	Purdue	1 4				
								146	H	UMKC	1 1
								166	A	Missouri St.	1 3
								211	H	Drake	1 2
								245	H	North Dakota St.	1 0
								287	A	IUPUI	1 2
								288	H	Ill.-Chicago	2 1
								314	A	Northern Ill.	1 0
				LAST 10 GAMES							
				166	A	Missouri St.	1 3	146	H	UMKC	1 1
				245	H	North Dakota St.	1 0	46	A	Purdue	1 4
				314	A	Northern Ill.	1 0	287	A	IUPUI	1 2
				211	H	Drake	1 2	288	H	Ill.-Chicago	2 1

Non-Div. I Games:

SIUE

Average RPI Win: 313		WON-LOST RECORD		WINNING PCT. RANK		LAST 10 GAMES		STRENGTH OF SCHEDULE		OPP. STRENGTH OF SCHEDULE		TEAM RPI		ADJ RPI		CONF. RPI		ADJ CONF. RPI	
Average RPI Loss: 124																			
DIV. I ONLY		1-7-1		.16667 300		1-7-1		163		177		270		.41665 269		27		27	
DIV. I NON-CONF.		1-7-1		.16667 297		1-7-1		159		177		268		.41665 267		27		27	
TOTALS		RPI 1-25		RPI 26-50		W-L RECORDS		RPI 51-100		RPI 101-150		RPI 150+							
1-7-1		0-2-0		0-0-0		OVERALL		0-1-0		0-2-0		1-2-1							
0-2-0		0-1-0		0-0-0		HOME		0-1-0		0-0-0		0-0-0							
1-5-1		0-1-0		0-0-0		AWAY		0-0-0		0-2-0		1-2-1							
0-0-0		0-0-0		0-0-0		NEUTRAL		0-0-0		0-0-0		0-0-0							
1-7-1		0-2-0		0-0-0		NON-CONFERENCE		0-1-0		0-2-0		1-2-1							
0-2-0		0-1-0		0-0-0		HOME		0-1-0		0-0-0		0-0-0							
1-5-1		0-1-0		0-0-		AWAY		0-0-0		0-2-0		1-2-1							
0-0-0		0-0-0		0-0-0		NEUTRAL		0-0-0		0-0-0		0-0-0							
0-0-0		0-0-0		0-0-0		CONFERENCE		0-0-0		0-0-0		0-0-0							
0-0-0		0-0-0		0-0-0		HOME		0-0-0		0-0-0		0-0-0							
0-0-0		0-0-0		0-0-0		AWAY		0-0-0		0-0-0		0-0-0							
0-0-0		0-0-0		0-0-0		NEUTRAL		0-0-0		0-0-0		0-0-0							
RPI	S	Opponent		Score		RPI	S	Opponent		Score		RPI	S	Opponent		Score			
18	A	Notre Dame		0	3							125	A	Colorado Col.		0	1		
24	H	Illinois		0	1							136	A	Western Mich.		0	4		
												193	A	Kent St.		1	1		
												246	A	Central Mich.		1	2		
												263	A	Air Force		1	5		
												313	A	Saint Francis (PA)		4	1		
LAST 10 GAMES																			
193	A	Kent St.		1	1	313	A	Saint Francis (PA)		4	1								
263	A	Air Force		1	5	24	H	Illinois		0	1								
125	A	Colorado Col.		0	1	18	A	Notre Dame		0	3								
246	A	Central Mich.		1	2	136	A	Western Mich.		0	4								
55	H	Michigan St.		0	1														

Non-Div. I Games: Saginaw Valley 4 0

Oakland

Average RPI Win: 288		WON-LOST	WINNING		LAST 10	STRENGTH OF		OPP. STRENGTH	TEAM	ADJ	CONF.	ADJ CONF.					
Average RPI Loss: 130		RECORD	PCT. RANK		GAMES	SCHEDULE		OF SCHEDULE	RPI	RPI	RPI	RPI					
DIV. I ONLY		1-5-2	.25	277	1-5-2	200		258	271	.41504	270	17	17				
DIV. I NON-CONF.		1-5-2	.25	277	1-5-2	198		260	269	.41504	269	17	17				
TOTALS		RPI 1-25		RPI 26-50		W-L RECORDS		RPI 51-100		RPI 101-150		RPI 150+					
1-5-2		0-1-0		0-0-0		OVERALL		0-1-0		0-1-0		1-2-2					
1-2-0		0-0-0		0-0-0		HOME		0-1-0		0-0-0		1-1-0					
0-3-2		0-1-0		0-0-0		AWAY		0-0-0		0-1-0		0-1-2					
0-0-0		0-0-0		0-0-0		NEUTRAL		0-0-0		0-0-0		0-0-0					
1-5-2		0-1-0		0-0-0		NON-CONFERENCE		0-1-0		0-1-0		1-2-2					
1-2-0		0-0-0		0-0-0		HOME		0-1-0		0-0-0		1-1-0					
0-3-2		0-1-0		0-0-		AWAY		0-0-0		0-1-0		0-1-2					
0-0-0		0-0-0		0-0-0		NEUTRAL		0-0-0		0-0-0		0-0-0					
0-0-0		0-0-0		0-0-0		CONFERENCE		0-0-0		0-0-0		0-0-0					
0-0-0		0-0-0		0-0-0		HOME		0-0-0		0-0-0		0-0-0					
0-0-0		0-0-0		0-0-0		AWAY		0-0-0		0-0-0		0-0-0					
0-0-0		0-0-0		0-0-0		NEUTRAL		0-0-0		0-0-0		0-0-0					
RPI	S	Opponent		Score		RPI	S	Opponent		Score		RPI	S	Opponent		Score	
11	A	Wisconsin		0 3								123	A	UC Riverside		0 3	
												214	A	Green Bay		1 3	
												235	H	South Dakota		0 2	
												288	H	Ill.-Chicago		3 0	
												293	A	Bakersfield		1 1	
												300	A	North Dakota		1 1	
LAST 10 GAMES																	
288	H	Ill.-Chicago		3 0		235	H	South Dakota		0 2							
123	A	UC Riverside		0 3		300	A	North Dakota		1 1							
293	A	Bakersfield		1 1		68	H	Iowa		0 1							
11	A	Wisconsin		0 3													
214	A	Green Bay		1 3													

Non-Div. I Games: St. Ambrose 1 0 Grand View 2 1

UNI

Average RPI Win: 251		WON-LOST RECORD		WINNING PCT. RANK		LAST 10 GAMES		STRENGTH OF SCHEDULE		OPP. STRENGTH OF SCHEDULE		TEAM RPI		ADJ RPI		CONF. RPI		ADJ CONF. RPI	
DIV. I ONLY		3-6-0		.33333 249		3-6-0		270		156		272		.41502 271		27		27	
DIV. I NON-CONF.		3-6-0		.33333 251		3-6-0		268		155		271		.41502 270		27		27	
TOTALS		RPI 1-25		RPI 26-50		W-L RECORDS		RPI 51-100		RPI 101-150		RPI 150+							
3-6-0		0-0-0		0-0-0		OVERALL		0-2-0		0-2-0		3-2-0							
3-2-0		0-0-0		0-0-0		HOME		0-1-0		0-0-0		3-1-0							
0-3-0		0-0-0		0-0-0		AWAY		0-1-0		0-2-0		0-0-0							
0-1-0		0-0-0		0-0-0		NEUTRAL		0-0-0		0-0-0		0-1-0							
3-6-0		0-0-0		0-0-0		NON-CONFERENCE		0-2-0		0-2-0		3-2-0							
3-2-0		0-0-0		0-0-0		HOME		0-1-0		0-0-0		3-1-0							
0-3-0		0-0-0		0-0-		AWAY		0-1-0		0-2-0		0-0-0							
0-1-0		0-0-0		0-0-0		NEUTRAL		0-0-0		0-0-0		0-1-0							
0-0-0		0-0-0		0-0-0		CONFERENCE		0-0-0		0-0-0		0-0-0							
0-0-0		0-0-0		0-0-0		HOME		0-0-0		0-0-0		0-0-0							
0-0-0		0-0-0		0-0-0		AWAY		0-0-0		0-0-0		0-0-0							
0-0-0		0-0-0		0-0-0		NEUTRAL		0-0-0		0-0-0		0-0-0							
RPI	S	Opponent		Score	RPI	S	Opponent		Score	RPI	S	Opponent		Score	RPI	S	Opponent		Score
							69	H	Louisville	1	2		117	A	Northern Ariz.	0	1		
							90	A	Wake Forest	0	1		136	A	Western Mich.	0	1		
													179	H	Morehead St.	1	0		
													228	N	Southern Utah	0	1		
													250	H	Ohio	0	1		
													261	H	Tennessee Tech	5	0		
													313	H	Saint Francis (PA)	2	1		
LAST 10 GAMES																			
							313	H	Saint Francis (PA)	2	1		179	H	Morehead St.	1	0		
							136	A	Western Mich.	0	1		261	H	Tennessee Tech	5	0		
							250	H	Ohio	0	1		228	N	Southern Utah	0	1		
							90	A	Wake Forest	0	1		117	A	Northern Ariz.	0	1		
							69	H	Louisville	1	2								

Non-Div. I Games:

Wright St.

Average RPI Win:	300	WON-LOST	WINNING	LAST 10	STRENGTH OF	OPP. STRENGTH	TEAM	ADJ	CONF.	ADJ CONF.	
Average RPI Loss:	161	RECORD	PCT. RANK	GAMES	SCHEDULE	OF SCHEDULE	RPI	RPI	RPI	RPI	
DIV. I ONLY	2-7-0	.22222	284	2-7-0	164	303	273	.41457	272	23	23
DIV. I NON-CONF.	2-5-0	.28571	272	2-5-0	143	308	251	.43465	251	21	21
<hr/>											
TOTALS	RPI 1-25	RPI 26-50		W-L RECORDS		RPI 51-100		RPI 101-150		RPI 150+	
2-7-0	0-0-0	0-0-0		OVERALL		0-1-0		0-2-0		2-4-0	
1-3-0	0-0-0	0-0-0		HOME		0-0-0		0-1-0		1-2-0	
1-4-0	0-0-0	0-0-0		AWAY		0-1-0		0-1-0		1-2-0	
0-0-0	0-0-0	0-0-0		NEUTRAL		0-0-0		0-0-0		0-0-0	
<hr/>											
2-5-0	0-0-0	0-0-0		NON-CONFERENCE		0-1-0		0-1-0		2-3-0	
1-2-0	0-0-0	0-0-0		HOME		0-0-0		0-0-0		1-2-0	
1-3-0	0-0-0	0-0-		AWAY		0-1-0		0-1-0		1-1-0	
0-0-0	0-0-0	0-0-0		NEUTRAL		0-0-0		0-0-0		0-0-0	
<hr/>											
0-2-0	0-0-0	0-0-0		CONFERENCE		0-0-0		0-1-0		0-1-0	
0-1-0	0-0-0	0-0-0		HOME		0-0-0		0-1-0		0-0-0	
0-1-0	0-0-0	0-0-0		AWAY		0-0-0		0-0-0		0-1-0	
0-0-0	0-0-0	0-0-0		NEUTRAL		0-0-0		0-0-0		0-0-0	
<hr/>											
RPI	S	Opponent	Score	RPI	S	Opponent	Score	RPI	S	Opponent	Score
								96	A	LSU	2 6
								102	A	Baylor	0 5
								120	H	Stephen F. Austin	0 4
								158	H	UALR	0 1
								190	A	Texas St.	0 3
								222	H	La.-Monroe	0 3
								237	A	Lamar	1 4
								273	H	Jackson St.	6 0
327	A	Prairie View	4 0								
<hr/>											
LAST 10 GAMES											
158	H	UALR	0 1	120	H	Stephen F. Austin	0 4				
190	A	Texas St.	0 3	237	A	Lamar	1 4				
96	A	LSU	2 6	273	H	Jackson St.	6 0				
222	H	La.-Monroe	0 3	327	A	Prairie View	4 0				
				102	A	Baylor	0 5				

Non-Div. I Games: Louisiana Col. 9 1

Northwestern St.

Average RPI Win: 262		WON-LOST RECORD		WINNING PCT. RANK		LAST 10 GAMES		STRENGTH OF SCHEDULE		OPP. STRENGTH OF SCHEDULE		TEAM RPI		ADJ RPI		CONF. RPI		ADJ CONF. RPI	
DIV. I ONLY		1-5-1		.21429 292		1-5-1		104		326		269		.41431 273		31		31	
DIV. I NON-CONF.		1-5-1		.21429 289		1-5-1		100		326		267		.41431 271		31		31	
TOTALS		RPI 1-25		RPI 26-50		W-L RECORDS		RPI 51-100		RPI 101-150		RPI 150+							
1-5-1		0-0-0		0-0-0		OVERALL		0-0-0		0-2-0		1-3-1							
1-1-1		0-0-0		0-0-0		HOME		0-0-0		0-1-0		1-0-1							
0-4-0		0-0-0		0-0-0		AWAY		0-0-0		0-1-0		0-3-0							
0-0-0		0-0-0		0-0-0		NEUTRAL		0-0-0		0-0-0		0-0-0							
1-5-1		0-0-0		0-0-0		NON-CONFERENCE		0-0-0		0-2-0		1-3-1							
1-1-1		0-0-0		0-0-0		HOME		0-0-0		0-1-0		1-0-1							
0-4-0		0-0-0		0-0-		AWAY		0-0-0		0-1-0		0-3-0							
0-0-0		0-0-0		0-0-0		NEUTRAL		0-0-0		0-0-0		0-0-0							
0-0-0		0-0-0		0-0-0		CONFERENCE		0-0-0		0-0-0		0-0-0							
0-0-0		0-0-0		0-0-0		HOME		0-0-0		0-0-0		0-0-0							
0-0-0		0-0-0		0-0-0		AWAY		0-0-0		0-0-0		0-0-0							
0-0-0		0-0-0		0-0-0		NEUTRAL		0-0-0		0-0-0		0-0-0							
RPI	S	Opponent		Score	RPI	S	Opponent		Score	RPI	S	Opponent		Score					
										127	H	Southeastern La.		0	2				
										137	A	Louisiana Tech		0	7				
										230	A	Jacksonville St.		1	7				
										252	A	Southern Miss.		0	5				
										262	H	McNeese St.		1	0				
										272	A	Northwestern St.		0	6				
										317	H	Tex.-Pan American		1	1				
LAST 10 GAMES																			
										137	A	Louisiana Tech		0	7				
										127	H	Southeastern La.		0	2				
										272	A	Northwestern St.		0	6				
										230	A	Jacksonville St.		1	7				
										262	H	McNeese St.		1	0				
										252	A	Southern Miss.		0	5				
										317	H	Tex.-Pan American		1	1				

Non-Div. I Games: Mississippi Col. 3 2

Jackson St.

Average RPI Win:		272	WON-LOST RECORD		WINNING PCT. RANK		LAST 10 GAMES		STRENGTH OF SCHEDULE		OPP. STRENGTH OF SCHEDULE		TEAM RPI		ADJ RPI		CONF. RPI		ADJ CONF. RPI	
DIV. I ONLY			2-3-0	.4	218	2-3-0		297		113		274		.41398		274	16		16	
DIV. I NON-CONF.			2-3-0	.4	218	2-3-0		293		107		272		.41398		272	16		16	
TOTALS		RPI 1-25		RPI 26-50		W-L RECORDS		RPI 51-100		RPI 101-150		RPI 150+								
2-3-0		0-1-0		0-0-0		OVERALL		0-0-0		0-1-0		2-1-0								
2-1-0		0-1-0		0-0-0		HOME		0-0-0		0-0-0		2-0-0								
0-0-0		0-0-0		0-0-0		AWAY		0-0-0		0-0-0		0-0-0								
0-2-0		0-0-0		0-0-0		NEUTRAL		0-0-0		0-1-0		0-1-0								
2-3-0		0-1-0		0-0-0		NON-CONFERENCE		0-0-0		0-1-0		2-1-0								
2-1-0		0-1-0		0-0-0		HOME		0-0-0		0-0-0		2-0-0								
0-0-0		0-0-0		0-0-		AWAY		0-0-0		0-0-0		0-0-0								
0-2-0		0-0-0		0-0-0		NEUTRAL		0-0-0		0-1-0		0-1-0								
0-0-0		0-0-0		0-0-0		CONFERENCE		0-0-0		0-0-0		0-0-0								
0-0-0		0-0-0		0-0-0		HOME		0-0-0		0-0-0		0-0-0								
0-0-0		0-0-0		0-0-0		AWAY		0-0-0		0-0-0		0-0-0								
0-0-0		0-0-0		0-0-0		NEUTRAL		0-0-0		0-0-0		0-0-0								
RPI	S	Opponent		Score		RPI	S	Opponent		Score		RPI	S	Opponent		Score				
15	H	Florida		0 4								135	N	Marquette		1 2				
												232	H	Loyola Chicago		4 2				
												236	N	Weber St.		1 2				
												311	H	New Mexico St.		4 1				
						LAST 10 GAMES														
						311	H	New Mexico St.		4 1		135	N	Marquette		1 2				
						15	H	Florida		0 4										
						232	H	Loyola Chicago		4 2										
						236	N	Weber St.		1 2										

Non-Div. I Games:

New Mexico

[illegible]

Non-Div. I Games:

Presbyterian

Average RPI Win: 321		WON-LOST	WINNING	LAST 10	STRENGTH OF	OPP. STRENGTH	TEAM	ADJ	CONF.	ADJ CONF.							
Average RPI Loss: 121		RECORD	PCT. RANK	GAMES	SCHEDULE	OF SCHEDULE	RPI	RPI	RPI	RPI							
DIV. I ONLY		1-6-1	.1875	298	1-6-1	189	174	276	.40958	276	20	20					
DIV. I NON-CONF.		1-6-1	.1875	295	1-6-1	186	174	274	.40958	274	20	20					
<hr/>																	
TOTALS		RPI 1-25		RPI 26-50		W-L RECORDS		RPI 51-100		RPI 101-150		RPI 150+					
1-6-1		0-1-0		0-0-0		OVERALL		0-1-0		0-1-1		1-3-0					
1-3-0		0-0-0		0-0-0		HOME		0-1-0		0-1-0		1-1-0					
0-3-1		0-1-0		0-0-0		AWAY		0-0-0		0-0-1		0-2-0					
0-0-0		0-0-0		0-0-0		NEUTRAL		0-0-0		0-0-0		0-0-0					
1-6-1		0-1-0		0-0-0		NON-CONFERENCE		0-1-0		0-1-1		1-3-0					
1-3-0		0-0-0		0-0-0		HOME		0-1-0		0-1-0		1-1-0					
0-3-1		0-1-0		0-0-		AWAY		0-0-0		0-0-1		0-2-0					
0-0-0		0-0-0		0-0-0		NEUTRAL		0-0-0		0-0-0		0-0-0					
0-0-0		0-0-0		0-0-0		CONFERENCE		0-0-0		0-0-0		0-0-0					
0-0-0		0-0-0		0-0-0		HOME		0-0-0		0-0-0		0-0-0					
0-0-0		0-0-0		0-0-0		AWAY		0-0-0		0-0-0		0-0-0					
0-0-0		0-0-0		0-0-0		NEUTRAL		0-0-0		0-0-0		0-0-0					
RPI	S	Opponent		Score		RPI	S	Opponent		Score		RPI	S	Opponent		Score	
12	A	Florida St.		0	7							89	H	Minnesota		0	10
												103	H	Navy		1	3
												134	A	Fla. Atlantic		2	2
												157	A	Miami (FL)		0	3
												167	H	Bucknell		0	1
												195	A	FIU		0	2
												321	H	Charleston So.		1	0
<hr/>																	
LAST 10 GAMES																	
						321	H	Charleston So.		1	0	167	H	Bucknell		0	1
						195	A	FIU		0	2	157	A	Miami (FL)		0	3
						12	A	Florida St.		0	7	103	H	Navy		1	3
												134	A	Fla. Atlantic		2	2
												89	H	Minnesota		0	10

Non-Div. I Games: Wingate 3 2 Saint Leo 0 2

Stetson

Average RPI Win: 328		WON-LOST	WINNING	LAST 10	STRENGTH OF	OPP. STRENGTH	TEAM	ADJ	CONF.	ADJ CONF.	
Average RPI Loss: 119		RECORD	PCT. RANK	GAMES	SCHEDULE	OF SCHEDULE	RPI	RPI	RPI	RPI	
DIV. I ONLY		2-7-0	.22222 284	2-7-0	228	188	278	.40751 277	23	23	
DIV. I NON-CONF.		1-6-0	.14286 305	1-6-0	74	188	238	.443 237	21	21	
<hr/>											
TOTALS		RPI 1-25	RPI 26-50	W-L RECORDS	RPI 51-100		RPI 101-150		RPI 150+		
2-7-0		0-1-0	0-0-0	OVERALL	0-2-0		0-0-0		2-4-0		
2-5-0		0-0-0	0-0-0	HOME	0-1-0		0-0-0		2-4-0		
0-1-0		0-1-0	0-0-0	AWAY	0-0-0		0-0-0		0-0-0		
0-1-0		0-0-0	0-0-0	NEUTRAL	0-1-0		0-0-0		0-0-0		
1-6-0		0-1-0	0-0-0	NON-CONFERENCE	0-2-0		0-0-0		1-3-0		
1-4-0		0-0-0	0-0-0	HOME	0-1-0		0-0-0		1-3-0		
0-1-0		0-1-0	0-0-	AWAY	0-0-0		0-0-0		0-0-0		
0-1-0		0-0-0	0-0-0	NEUTRAL	0-1-0		0-0-0		0-0-0		
1-1-0		0-0-0	0-0-0	CONFERENCE	0-0-0		0-0-0		1-1-0		
1-1-0		0-0-0	0-0-0	HOME	0-0-0		0-0-0		1-1-0		
0-0-0		0-0-0	0-0-0	AWAY	0-0-0		0-0-0		0-0-0		
0-0-0		0-0-0	0-0-0	NEUTRAL	0-0-0		0-0-0		0-0-0		
RPI	S	Opponent	Score	RPI	S	Opponent	Score	RPI	S	Opponent	Score
9	A	Texas Tech	1 3					153	H	Utah St.	0 3
								162	H	UTSA	1 2
								175	H	La.-Lafayette	0 1
								199	H	Abilene Christian	2 3
								327	H	Prairie View	2 1
								329	H	Incarinate Word	4 1
<hr/>											
LAST 10 GAMES											
				329	H	Incarinate Word	4 1	327	H	Prairie View	2 1
				199	H	Abilene Christian	2 3	58	N	Illinois St.	0 4
				75	H	TCU	1 3	162	H	UTSA	1 2
				153	H	Utah St.	0 3	175	H	La.-Lafayette	0 1
				9	A	Texas Tech	1 3				

Non-Div. I Games:

Sam Houston St.

Average RPI Win:		0	WON-LOST		WINNING		LAST 10		STRENGTH OF		OPP. STRENGTH		TEAM		ADJ		CONF.		ADJ CONF.					
Average RPI Loss:		225 <th colspan="2">RECORD</th> <th colspan="2">PCT. RANK</th> <th colspan="2">GAMES</th> <th colspan="2">SCHEDULE</th> <th colspan="2">OF SCHEDULE</th> <th colspan="2">RPI</th> <th colspan="2">RPI</th> <th colspan="2">RPI</th> <th colspan="2">RPI</th>	RECORD		PCT. RANK		GAMES		SCHEDULE		OF SCHEDULE		RPI		RPI		RPI		RPI					
DIV. I ONLY			0-3-0		0	320	0-3-0		6		332		279		.40479		278	31	31					
DIV. I NON-CONF.			0-3-0		0	319	0-3-0		8		332		276		.40479		276	31	31					
TOTALS		RPI 1-25		RPI 26-50		W-L RECORDS		RPI 51-100		RPI 101-150		RPI 150+												
0-3-0		0-0-0		0-0-0		OVERALL		0-0-0		0-1-0		0-2-0												
0-2-0		0-0-0		0-0-0		HOME		0-0-0		0-0-0		0-2-0												
0-1-0		0-0-0		0-0-0		AWAY		0-0-0		0-1-0		0-0-0												
0-0-0		0-0-0		0-0-0		NEUTRAL		0-0-0		0-0-0		0-0-0												
0-3-0		0-0-0		0-0-0		NON-CONFERENCE		0-0-0		0-1-0		0-2-0												
0-2-0		0-0-0		0-0-0		HOME		0-0-0		0-0-0		0-2-0												
0-1-0		0-0-0		0-0-		AWAY		0-0-0		0-1-0		0-0-0												
0-0-0		0-0-0		0-0-0		NEUTRAL		0-0-0		0-0-0		0-0-0												
0-0-0		0-0-0		0-0-0		CONFERENCE		0-0-0		0-0-0		0-0-0												
0-0-0		0-0-0		0-0-0		HOME		0-0-0		0-0-0		0-0-0												
0-0-0		0-0-0		0-0-0		AWAY		0-0-0		0-0-0		0-0-0												
0-0-0		0-0-0		0-0-0		NEUTRAL		0-0-0		0-0-0		0-0-0												
RPI	S	Opponent		Score	RPI	S	Opponent		Score	RPI	S	Opponent		Score	RPI	S	Opponent		Score					
															137	A	Louisiana Tech		0	9				
															222	H	La.-Monroe		0	4				
															317	H	Tex.-Pan American		0	4				
					LAST 10 GAMES																			
					222	H	La.-Monroe		0	4	137	A	Louisiana Tech		0	9								
					317	H	Tex.-Pan American		0	4														

Non-Div. I Games:

Grambling

Average RPI Win:		321	WON-LOST		WINNING		LAST 10		STRENGTH OF		OPP. STRENGTH		TEAM		ADJ		CONF.		ADJ CONF.					
Average RPI Loss:		188	RECORD		PCT. RANK		GAMES		SCHEDULE		OF SCHEDULE		RPI		RPI		RPI		RPI					
DIV. I ONLY			3-6-0		.33333		249		3-6-0		237		318		280		.40376		279		31		31	
DIV. I NON-CONF.			3-6-0		.33333		251		3-6-0		238		318		278		.40376		277		31		31	
TOTALS		RPI 1-25		RPI 26-50		W-L RECORDS		RPI 51-100		RPI 101-150		RPI 150+												
3-6-0		0-0-0		0-0-0		OVERALL		0-0-0		0-3-0		3-3-0												
1-1-0		0-0-0		0-0-0		HOME		0-0-0		0-0-0		1-1-0												
2-5-0		0-0-0		0-0-0		AWAY		0-0-0		0-3-0		2-2-0												
0-0-0		0-0-0		0-0-0		NEUTRAL		0-0-0		0-0-0		0-0-0												
3-6-0		0-0-0		0-0-0		NON-CONFERENCE		0-0-0		0-3-0		3-3-0												
1-1-0		0-0-0		0-0-0		HOME		0-0-0		0-0-0		1-1-0												
2-5-0		0-0-0		0-0-		AWAY		0-0-0		0-3-0		2-2-0												
0-0-0		0-0-0		0-0-0		NEUTRAL		0-0-0		0-0-0		0-0-0												
0-0-0		0-0-0		0-0-0		CONFERENCE		0-0-0		0-0-0		0-0-0												
0-0-0		0-0-0		0-0-0		HOME		0-0-0		0-0-0		0-0-0												
0-0-0		0-0-0		0-0-0		AWAY		0-0-0		0-0-0		0-0-0												
0-0-0		0-0-0		0-0-0		NEUTRAL		0-0-0		0-0-0		0-0-0												
RPI	S	Opponent		Score	RPI	S	Opponent		Score	RPI	S	Opponent		Score										
												111	A	Ga. Southern	0	3								
												128	A	Alabama	0	8								
												149	A	Troy	0	6								
												230	H	Jacksonville St.	0	3								
												234	A	Col. of Charleston	0	4								
												275	A	Presbyterian	1	5								
												310	A	UNC Asheville	1	0								
												322	H	USC Upstate	1	0								
												331	A	South Carolina St.	1	0								
LAST 10 GAMES																								
						128	A	Alabama	0	8				275	A	Presbyterian	1	5						
						230	H	Jacksonville St.	0	3				310	A	UNC Asheville	1	0						
						111	A	Ga. Southern	0	3				322	H	USC Upstate	1	0						
						234	A	Col. of Charleston	0	4				149	A	Troy	0	6						
														331	A	South Carolina St.	1	0						

Non-Div. I Games:

Alabama St.

[illegible]

Non-Div. I Games:

Southern U.

Average RPI Win: 254		WON-LOST RECORD	WINNING PCT. RANK	LAST 10 GAMES	STRENGTH OF SCHEDULE	OPP. STRENGTH OF SCHEDULE	TEAM RPI	ADJ RPI		CONF. RPI	ADJ CONF. RPI	
Average RPI Loss: 207												
DIV. I ONLY		4-5-0	.44444 190	4-5-0	313	187	281	.40144	281	26	26	
DIV. I NON-CONF.		4-5-0	.44444 191	4-5-0	313	187	279	.40144	279	26	26	
<hr/>												
TOTALS		RPI 1-25		RPI 26-50		W-L RECORDS		RPI 51-100		RPI 101-150		RPI 150+
4-5-0		0-0-0		0-0-0		OVERALL		0-0-0		0-0-0		4-5-0
2-2-0		0-0-0		0-0-0		HOME		0-0-0		0-0-0		2-2-0
2-3-0		0-0-0		0-0-0		AWAY		0-0-0		0-0-0		2-3-0
0-0-0		0-0-0		0-0-0		NEUTRAL		0-0-0		0-0-0		0-0-0
4-5-0		0-0-0		0-0-0		NON-CONFERENCE		0-0-0		0-0-0		4-5-0
2-2-0		0-0-0		0-0-0		HOME		0-0-0		0-0-0		2-2-0
2-3-0		0-0-0		0-0-		AWAY		0-0-0		0-0-0		2-3-0
0-0-0		0-0-0		0-0-0		NEUTRAL		0-0-0		0-0-0		0-0-0
0-0-0		0-0-0		0-0-0		CONFERENCE		0-0-0		0-0-0		0-0-0
0-0-0		0-0-0		0-0-0		HOME		0-0-0		0-0-0		0-0-0
0-0-0		0-0-0		0-0-0		AWAY		0-0-0		0-0-0		0-0-0
0-0-0		0-0-0		0-0-0		NEUTRAL		0-0-0		0-0-0		0-0-0
RPI	S	Opponent	Score	RPI	S	Opponent	Score	RPI	S	Opponent	Score	
								156	A	Hartford	1 5	
								174	H	Fordham	0 1	
								189	H	Sacred Heart	1 0	
								215	A	Binghamton	0 5	
								229	A	Albany (NY)	4 2	
								241	A	Wagner	0 1	
								248	H	Bryant	1 2	
								283	A	LIU Brooklyn	3 0	
								316	H	NJIT	2 1	
				LAST 10 GAMES								
				156	A	Hartford	1 5	316	H	NJIT	2 1	
				174	H	Fordham	0 1	189	H	Sacred Heart	1 0	
				248	H	Bryant	1 2	241	A	Wagner	0 1	
				229	A	Albany (NY)	4 2	283	A	LIU Brooklyn	3 0	
				215	A	Binghamton	0 5					

Average RPI Win:	326	WON-LOST	WINNING	LAST 10	STRENGTH OF	OPP. STRENGTH	TEAM	ADJ	CONF.	ADJ CONF.	
Average RPI Loss:	150	RECORD	PCT. RANK	GAMES	SCHEDULE	OF SCHEDULE	RPI	RPI	RPI	RPI	
DIV. I ONLY	2-7-0	.22222	284	2-7-0	201	304	283	.39791	282	7	7
DIV. I NON-CONF.	2-7-0	.22222	284	2-7-0	200	302	282	.39791	281	7	7
<hr/>											
TOTALS	RPI 1-25	RPI 26-50		W-L RECORDS	RPI 51-100		RPI 101-150		RPI 150+		
2-7-0	0-0-0	0-2-0		OVERALL	0-0-0		0-2-0		2-3-0		
2-4-0	0-0-0	0-0-0		HOME	0-0-0		0-2-0		2-2-0		
0-3-0	0-0-0	0-2-0		AWAY	0-0-0		0-0-0		0-1-0		
0-0-0	0-0-0	0-0-0		NEUTRAL	0-0-0		0-0-0		0-0-0		
<hr/>											
2-7-0	0-0-0	0-2-0		NON-CONFERENCE	0-0-0		0-2-0		2-3-0		
2-4-0	0-0-0	0-0-0		HOME	0-0-0		0-2-0		2-2-0		
0-3-0	0-0-0	0-0-		AWAY	0-0-0		0-0-0		0-1-0		
0-0-0	0-0-0	0-0-0		NEUTRAL	0-0-0		0-0-0		0-0-0		
<hr/>											
0-0-0	0-0-0	0-0-0		CONFERENCE	0-0-0		0-0-0		0-0-0		
0-0-0	0-0-0	0-0-0		HOME	0-0-0		0-0-0		0-0-0		
0-0-0	0-0-0	0-0-0		AWAY	0-0-0		0-0-0		0-0-0		
0-0-0	0-0-0	0-0-0		NEUTRAL	0-0-0		0-0-0		0-0-0		
<hr/>											
RPI S	Opponent	Score	RPI S	Opponent	Score	RPI S	Opponent	Score	RPI S	Opponent	Score
			26 A	California	0 3				116 H	UC Santa Barbara	1 6
			45 A	Southern California	0 3				144 H	Saint Joseph's	1 4
									195 H	FIU	0 1
									218 H	San Jose St.	0 4
									304 A	Sacramento St.	0 1
									320 H	Quinnipiac	1 0
									332 H	Canisius	2 1
<hr/>											
			LAST 10 GAMES								
			45 A	Southern California	0 3	116 H	UC Santa Barbara	1 6			
			218 H	San Jose St.	0 4	26 A	California	0 3			
			332 H	Canisius	2 1	304 A	Sacramento St.	0 1			
			195 H	FIU	0 1	144 H	Saint Joseph's	1 4			
			320 H	Quinnipiac	1 0						

Non-Div. I Games:

Pacific

Average RPI Win:	0	WON-LOST	WINNING	LAST 10	STRENGTH OF	OPP. STRENGTH	TEAM	ADJ	CONF.	ADJ CONF.	
Average RPI Loss:	153	RECORD	PCT. RANK	GAMES	SCHEDULE	OF SCHEDULE	RPI	RPI	RPI	RPI	
DIV. I ONLY	0-9-0	0	320	0-9-0	73	276	282	.39672	283	28	28
DIV. I NON-CONF.	0-9-0	0	319	0-9-0	67	277	281	.39672	282	28	28
<hr/>											
TOTALS	RPI 1-25	RPI 26-50		W-L RECORDS	RPI 51-100		RPI 101-150		RPI 150+		
0-9-0	0-0-0	0-2-0		OVERALL	0-1-0		0-2-0		0-4-0		
0-3-0	0-0-0	0-1-0		HOME	0-0-0		0-0-0		0-2-0		
0-5-0	0-0-0	0-0-0		AWAY	0-1-0		0-2-0		0-2-0		
0-1-0	0-0-0	0-1-0		NEUTRAL	0-0-0		0-0-0		0-0-0		
<hr/>											
0-9-0	0-0-0	0-2-0		NON-CONFERENCE	0-1-0		0-2-0		0-4-0		
0-3-0	0-0-0	0-1-0		HOME	0-0-0		0-0-0		0-2-0		
0-5-0	0-0-0	0-0-		AWAY	0-1-0		0-2-0		0-2-0		
0-1-0	0-0-0	0-1-0		NEUTRAL	0-0-0		0-0-0		0-0-0		
<hr/>											
0-0-0	0-0-0	0-0-0		CONFERENCE	0-0-0		0-0-0		0-0-0		
0-0-0	0-0-0	0-0-0		HOME	0-0-0		0-0-0		0-0-0		
0-0-0	0-0-0	0-0-0		AWAY	0-0-0		0-0-0		0-0-0		
0-0-0	0-0-0	0-0-0		NEUTRAL	0-0-0		0-0-0		0-0-0		
<hr/>											
RPI S	Opponent	Score	RPI S	Opponent	Score	RPI S	Opponent	Score	RPI S	Opponent	Score
			26 N	California	0 3	100 A	Holy Cross	0 5	130 A	San Francisco	0 3
			47 H	Harvard	0 5				144 A	Saint Joseph's	0 1
									174 H	Fordham	1 2
									213 A	Seton Hall	1 3
									260 A	Siena	0 1
									281 H	Iona	0 3
<hr/>											
LAST 10 GAMES											
			260 A	Siena	0 1	47 H	Harvard	0 5			
			174 H	Fordham	1 2	213 A	Seton Hall	1 3			
			130 A	San Francisco	0 3	144 A	Saint Joseph's	0 1			
			26 N	California	0 3	281 H	Iona	0 3			
			100 A	Holy Cross	0 5						

Non-Div. I Games:

LIU Brooklyn

Average RPI Win: 268		WON-LOST	WINNING	LAST 10	STRENGTH OF		OPP. STRENGTH	TEAM	ADJ		CONF.	ADJ CONF.
Average RPI Loss: 189		RECORD	PCT. RANK	GAMES	SCHEDULE		OF SCHEDULE	RPI	RPI		RPI	RPI
DIV. I ONLY		2-7-0	.22222	284	2-7-0		213	299	284	.39429	284	25
DIV. I NON-CONF.		2-7-0	.22222	284	2-7-0		214	298	283	.39429	283	25
TOTALS		RPI 1-25	RPI 26-50		W-L RECORDS		RPI 51-100		RPI 101-150		RPI 150+	
2-7-0		0-0-0	0-0-0		OVERALL		0-1-0		0-1-0		2-5-0	
1-2-0		0-0-0	0-0-0		HOME		0-0-0		0-1-0		1-1-0	
1-5-0		0-0-0	0-0-0		AWAY		0-1-0		0-0-0		1-4-0	
0-0-0		0-0-0	0-0-0		NEUTRAL		0-0-0		0-0-0		0-0-0	
2-7-0		0-0-0	0-0-0		NON-CONFERENCE		0-1-0		0-1-0		2-5-0	
1-2-0		0-0-0	0-0-0		HOME		0-0-0		0-1-0		1-1-0	
1-5-0		0-0-0	0-0-		AWAY		0-1-0		0-0-0		1-4-0	
0-0-0		0-0-0	0-0-0		NEUTRAL		0-0-0		0-0-0		0-0-0	
0-0-0		0-0-0	0-0-0		CONFERENCE		0-0-0		0-0-0		0-0-0	
0-0-0		0-0-0	0-0-0		HOME		0-0-0		0-0-0		0-0-0	
0-0-0		0-0-0	0-0-0		AWAY		0-0-0		0-0-0		0-0-0	
0-0-0		0-0-0	0-0-0		NEUTRAL		0-0-0		0-0-0		0-0-0	
RPI S	Opponent	Score	RPI S	Opponent	Score	RPI S	Opponent	Score	RPI S	Opponent	Score	
						95 A	Cincinnati	0 9	109 H	Marshall	1 3	
									165 A	Evansville	0 1	
									193 A	Kent St.	0 3	
									202 A	Cleveland St.	0 4	
									212 A	Western Caro.	1 0	
									250 A	Ohio	0 2	
									310 H	UNC Asheville	1 2	
									323 H	Alabama A&M	7 0	
LAST 10 GAMES						250 A	Ohio	0 2	193 A	Kent St.	0 3	
						95 A	Cincinnati	0 9	202 A	Cleveland St.	0 4	
						165 A	Evansville	0 1	109 H	Marshall	1 3	
						323 H	Alabama A&M	7 0	310 H	UNC Asheville	1 2	
						212 A	Western Caro.	1 0				

Non-Div. I Games:

Eastern Ky.

Average RPI Win: 277		WON-LOST RECORD		WINNING PCT. RANK		LAST 10 GAMES		STRENGTH OF SCHEDULE		OPP. STRENGTH OF SCHEDULE		TEAM RPI		ADJ RPI		CONF. RPI		ADJ CONF. RPI	
DIV. I ONLY		2-4-1		.35714 240		2-4-1		298		169		286		.39423 285		27		27	
DIV. I NON-CONF.		2-4-1		.35714 240		2-4-1		295		168		285		.39423 284		27		27	
TOTALS		RPI 1-25		RPI 26-50		W-L RECORDS		RPI 51-100		RPI 101-150		RPI 150+							
2-4-1		0-0-0		0-0-0		OVERALL		0-1-0		0-1-0		2-2-1							
0-0-1		0-0-0		0-0-0		HOME		0-0-0		0-0-0		0-0-1							
2-4-0		0-0-0		0-0-0		AWAY		0-1-0		0-1-0		2-2-0							
0-0-0		0-0-0		0-0-0		NEUTRAL		0-0-0		0-0-0		0-0-0							
2-4-1		0-0-0		0-0-0		NON-CONFERENCE		0-1-0		0-1-0		2-2-1							
0-0-1		0-0-0		0-0-0		HOME		0-0-0		0-0-0		0-0-1							
2-4-0		0-0-0		0-0-		AWAY		0-1-0		0-1-0		2-2-0							
0-0-0		0-0-0		0-0-0		NEUTRAL		0-0-0		0-0-0		0-0-0							
0-0-0		0-0-0		0-0-0		CONFERENCE		0-0-0		0-0-0		0-0-0							
0-0-0		0-0-0		0-0-0		HOME		0-0-0		0-0-0		0-0-0							
0-0-0		0-0-0		0-0-0		AWAY		0-0-0		0-0-0		0-0-0							
0-0-0		0-0-0		0-0-0		NEUTRAL		0-0-0		0-0-0		0-0-0							
RPI	S	Opponent		Score		RPI	S	Opponent		Score		RPI	S	Opponent		Score			

Non-Div. I Games:

Detroit

Average RPI Win:		305	WON-LOST RECORD		WINNING PCT. RANK		LAST 10 GAMES		STRENGTH OF SCHEDULE		OPP. STRENGTH OF SCHEDULE		TEAM RPI		ADJ RPI		CONF. RPI		ADJ CONF. RPI	
Average RPI Loss:		166																		
DIV. I ONLY			1-6-1		.1875 298		1-6-1		216		273		287		.39317 286		29		29	
DIV. I NON-CONF.			1-6-1		.1875 295		1-6-1		217		274		286		.39317 285		29		29	
TOTALS		RPI 1-25		RPI 26-50		W-L RECORDS		RPI 51-100		RPI 101-150		RPI 150+								
1-6-1		0-0-0		0-0-0		OVERALL		0-1-0		0-2-0		1-3-1								
1-2-1		0-0-0		0-0-0		HOME		0-0-0		0-0-0		1-2-1								
0-2-0		0-0-0		0-0-0		AWAY		0-1-0		0-1-0		0-0-0								
0-2-0		0-0-0		0-0-0		NEUTRAL		0-0-0		0-1-0		0-1-0								
1-6-1		0-0-0		0-0-0		NON-CONFERENCE		0-1-0		0-2-0		1-3-1								
1-2-1		0-0-0		0-0-0		HOME		0-0-0		0-0-0		1-2-1								
0-2-0		0-0-0		0-0-		AWAY		0-1-0		0-1-0		0-0-0								
0-2-0		0-0-0		0-0-0		NEUTRAL		0-0-0		0-1-0		0-1-0								
0-0-0		0-0-0		0-0-0		CONFERENCE		0-0-0		0-0-0		0-0-0								
0-0-0		0-0-0		0-0-0		HOME		0-0-0		0-0-0		0-0-0								
0-0-0		0-0-0		0-0-0		AWAY		0-0-0		0-0-0		0-0-0								
0-0-0		0-0-0		0-0-0		NEUTRAL		0-0-0		0-0-0		0-0-0								
RPI	S	Opponent		Score		RPI	S	Opponent		Score		RPI	S	Opponent		Score				
	</																			

Non-Div. I Games:

Grand Canyon

Average RPI Win: 289		WON-LOST RECORD	WINNING PCT. RANK		LAST 10 GAMES		STRENGTH OF SCHEDULE		OPP. STRENGTH OF SCHEDULE		TEAM RPI	ADJ RPI		CONF. RPI	ADJ CONF. RPI		
Average RPI Loss: 229																	
DIV. I ONLY		2-6-3	.31818	266	2-5-3		267		301		285	.39172	287	22	21		
DIV. I NON-CONF.		2-6-3	.31818	266	2-5-3		263		299		284	.39172	286	23	22		
TOTALS		RPI 1-25		RPI 26-50		W-L RECORDS		RPI 51-100		RPI 101-150		RPI 150+					
2-6-3		0-0-0		0-0-0		OVERALL		0-0-0		0-1-0		2-5-3					
1-2-2		0-0-0		0-0-0		HOME		0-0-0		0-0-0		1-2-2					
1-4-1		0-0-0		0-0-0		AWAY		0-0-0		0-1-0		1-3-1					
0-0-0		0-0-0		0-0-0		NEUTRAL		0-0-0		0-0-0		0-0-0					
2-6-3		0-0-0		0-0-0		NON-CONFERENCE		0-0-0		0-1-0		2-5-3					
1-2-2		0-0-0		0-0-0		HOME		0-0-0		0-0-0		1-2-2					
1-4-1		0-0-0		0-0-		AWAY		0-0-0		0-1-0		1-3-1					
0-0-0		0-0-0		0-0-0		NEUTRAL		0-0-0		0-0-0		0-0-0					
0-0-0		0-0-0		0-0-0		CONFERENCE		0-0-0		0-0-0		0-0-0					
0-0-0		0-0-0		0-0-0		HOME		0-0-0		0-0-0		0-0-0					
0-0-0		0-0-0		0-0-0		AWAY		0-0-0		0-0-0		0-0-0					
0-0-0		0-0-0		0-0-0		NEUTRAL		0-0-0		0-0-0		0-0-0					
RPI	S	Opponent		Score		RPI	S	Opponent		Score		RPI	S	Opponent		Score	

Non-Div. I Games:

IUPUI

Average RPI Win: 287		WON-LOST	WINNING	LAST 10	STRENGTH OF		OPP. STRENGTH	TEAM	ADJ	CONF.	ADJ CONF.
Average RPI Loss: 162		RECORD	PCT. RANK	GAMES	SCHEDULE		OF SCHEDULE	RPI	RPI	RPI	RPI
DIV. I ONLY		1-8-0	.11111	310	1-8-0		174	259	288	.38694	288
DIV. I NON-CONF.		1-8-0	.11111	309	1-8-0		170	261	287	.38694	287
TOTALS		RPI 1-25	RPI 26-50		W-L RECORDS		RPI 51-100		RPI 101-150		RPI 150+
1-8-0	0-0-0	0-0-0		OVERALL		0-3-0		0-1-0		1-4-0	
1-4-0	0-0-0	0-0-0		HOME		0-2-0		0-0-0		1-2-0	
0-4-0	0-0-0	0-0-0		AWAY		0-1-0		0-1-0		0-2-0	
0-0-0	0-0-0	0-0-0		NEUTRAL		0-0-0		0-0-0		0-0-0	
1-8-0	0-0-0	0-0-0		NON-CONFERENCE		0-3-0		0-1-0		1-4-0	
1-4-0	0-0-0	0-0-0		HOME		0-2-0		0-0-0		1-2-0	
0-4-0	0-0-0	0-0-0		AWAY		0-1-0		0-1-0		0-2-0	
0-0-0	0-0-0	0-0-0		NEUTRAL		0-0-0		0-0-0		0-0-0	
0-0-0	0-0-0	0-0-0		CONFERENCE		0-0-0		0-0-0		0-0-0	
0-0-0	0-0-0	0-0-0		HOME		0-0-0		0-0-0		0-0-0	
0-0-0	0-0-0	0-0-0		AWAY		0-0-0		0-0-0		0-0-0	
0-0-0	0-0-0	0-0-0		NEUTRAL		0-0-0		0-0-0		0-0-0	
RPI S	Opponent	Score	RPI S	Opponent	Score	RPI S	Opponent	Score	RPI S	Opponent	Score
						68 H	Iowa	0 4	136 A	Western Mich.	0 3
						81 H	Eastern Mich.	2 4	179 H	Morehead St.	1 3
						88 A	Northwestern	0 6	207 H	Saint Louis	2 4
									268 A	SIUE	1 2
									270 A	UNI	0 3
									287 H	IUPUI	2 0
LAST 10 GAMES											
			81 H	Eastern Mich.	2 4		179 H	Morehead St.	1 3		
			207 H	Saint Louis	2 4		88 A	Northwestern	0 6		
			136 A	Western Mich.	0 3		68 H	Iowa	0 4		
			270 A	UNI	0 3		268 A	SIUE	1 2		
			287 H	IUPUI	2 0						

Non-Div. I Games:

Ill.-Chicago

Average RPI Win:	310	WON-LOST RECORD	WINNING PCT. RANK	LAST 10 GAMES	STRENGTH OF SCHEDULE	OPP. STRENGTH OF SCHEDULE	TEAM RPI	ADJ RPI	CONF. RPI	ADJ CONF. RPI	
Average RPI Loss:	201										
DIV. I ONLY	2-4-1	.35714	240	2-4-1	303	217	289	.38543	289	27	27
DIV. I NON-CONF.	2-4-1	.35714	240	2-4-1	300	217	288	.38543	289	27	27
<hr/>											
TOTALS	RPI 1-25	RPI 26-50		W-L RECORDS		RPI 51-100		RPI 101-150		RPI 150+	
2-4-1	0-0-0	0-0-1		OVERALL		0-0-0		0-1-0		2-3-0	
1-0-1	0-0-0	0-0-1		HOME		0-0-0		0-0-0		1-0-0	
1-3-0	0-0-0	0-0-0		AWAY		0-0-0		0-1-0		1-2-0	
0-1-0	0-0-0	0-0-0		NEUTRAL		0-0-0		0-0-0		0-1-0	
<hr/>											
2-4-1	0-0-0	0-0-1		NON-CONFERENCE		0-0-0		0-1-0		2-3-0	
1-0-1	0-0-0	0-0-1		HOME		0-0-0		0-0-0		1-0-0	
1-3-0	0-0-0	0-0-		AWAY		0-0-0		0-1-0		1-2-0	
0-1-0	0-0-0	0-0-0		NEUTRAL		0-0-0		0-0-0		0-1-0	
<hr/>											
0-0-0	0-0-0	0-0-0		CONFERENCE		0-0-0		0-0-0		0-0-0	
0-0-0	0-0-0	0-0-0		HOME		0-0-0		0-0-0		0-0-0	
0-0-0	0-0-0	0-0-0		AWAY		0-0-0		0-0-0		0-0-0	
0-0-0	0-0-0	0-0-0		NEUTRAL		0-0-0		0-0-0		0-0-0	
<hr/>											
RPI S	Opponent	Score	RPI S	Opponent	Score	RPI S	Opponent	Score	RPI S	Opponent	Score
			46 H	Purdue	1 1				147 A	Akron	0 1
									171 A	Duquesne	0 3
									220 N	New Hampshire	0 1
									265 A	Vermont	2 3
									294 A	Robert Morris	3 1
									326 H	VMI	2 0
<hr/>											
			LAST 10 GAMES								
			171 A	Duquesne	0 3	147 A	Akron	0 1			
			46 H	Purdue	1 1	220 N	New Hampshire	0 1			
			294 A	Robert Morris	3 1						
			326 H	VMI	2 0						
			265 A	Vermont	2 3						

Non-Div. I Games: Malone 5 0 Tiffin 2 0

Youngstown St.

Average RPI Win:	314	WON-LOST RECORD	WINNING PCT. RANK	LAST 10 GAMES	STRENGTH OF SCHEDULE	OPP. STRENGTH OF SCHEDULE	TEAM RPI	ADJ RPI	CONF. RPI	ADJ CONF. RPI					
Average RPI Loss:	202														
DIV. I ONLY		1-8-0	.11111 310	1-8-0	156	315	293	.38297 290	22	21					
DIV. I NON-CONF.		1-8-0	.11111 309	1-8-0	152	315	294	.38297 290	23	22					
<hr/>															
TOTALS	RPI 1-25	RPI 26-50		W-L RECORDS		RPI 51-100		RPI 101-150		RPI 150+					
1-8-0	0-0-0	0-0-0		OVERALL		0-0-0		0-1-0		1-7-0					
1-3-0	0-0-0	0-0-0		HOME		0-0-0		0-0-0		1-3-0					
0-5-0	0-0-0	0-0-0		AWAY		0-0-0		0-1-0		0-3-0					
0-0-0	0-0-0	0-0-0		NEUTRAL		0-0-0		0-0-0		0-0-0					
1-8-0	0-0-0	0-0-0		NON-CONFERENCE		0-0-0		0-1-0		1-7-0					
1-3-0	0-0-0	0-0-0		HOME		0-0-0		0-0-0		1-3-0					
0-5-0	0-0-0	0-0-		AWAY		0-0-0		0-1-0		0-4-0					
0-0-0	0-0-0	0-0-0		NEUTRAL		0-0-0		0-0-0		0-0-0					
0-0-0	0-0-0	0-0-0		CONFERENCE		0-0-0		0-0-0		0-0-0					
0-0-0	0-0-0	0-0-0		HOME		0-0-0		0-0-0		0-0-0					
0-0-0	0-0-0	0-0-0		AWAY		0-0-0		0-0-0		0-0-0					
0-0-0	0-0-0	0-0-0		NEUTRAL		0-0-0		0-0-0		0-0-0					
RPI	S	Opponent	Score	RPI	S	Opponent	Score	RPI	S	Opponent	Score				
								146	A	UMKC	0 3				
								172	A	Creighton	0 4				
								193	A	Kent St.	0 3				
								207	A	Saint Louis	1 3				
								211	H	Drake	0 2				
								214	H	Green Bay	1 2				
								232	A	Loyola Chicago	0 4				
								238	H	Valparaiso	0 3				
								314	H	Northern Ill.	2 0				
LAST 10 GAMES															
						207	A	Saint Louis	1	3	214	H	Green Bay	1	2
						172	A	Creighton	0	4	211	H	Drake	0	2
						232	A	Loyola Chicago	0	4	146	A	UMKC	0	3
						314	H	Northern Ill.	2	0	238	H	Valparaiso	0	3
						193	A	Kent St.	0	3					

Non-Div. I Games:

Western Ill.

[illegible]

Non-Div. I Games:

Mississippi Val.

Average RPI Win:	313	WON-LOST RECORD	WINNING PCT. RANK	LAST 10 GAMES	STRENGTH OF SCHEDULE	OPP. STRENGTH OF SCHEDULE	TEAM RPI	ADJ RPI	CONF. RPI	ADJ CONF. RPI					
DIV. I ONLY		3-6-0	.33333	249	3-6-0	294	260	294	.38176	292	13	13			
DIV. I NON-CONF.		3-5-0	.375	232	3-5-0	302	241	290	.38626	288	14	14			
<hr/>															
TOTALS	RPI 1-25	RPI 26-50		W-L RECORDS		RPI 51-100		RPI 101-150		RPI 150+					
3-6-0	0-0-0	0-0-0		OVERALL		0-2-0		0-0-0		3-4-0					
3-2-0	0-0-0	0-0-0		HOME		0-1-0		0-0-0		3-1-0					
0-4-0	0-0-0	0-0-0		AWAY		0-1-0		0-0-0		0-3-0					
0-0-0	0-0-0	0-0-0		NEUTRAL		0-0-0		0-0-0		0-0-0					
<hr/>															
3-5-0	0-0-0	0-0-0		NON-CONFERENCE		0-2-0		0-0-0		3-3-0					
3-2-0	0-0-0	0-0-0		HOME		0-1-0		0-0-0		3-1-0					
0-3-0	0-0-0	0-0-		AWAY		0-1-0		0-0-0		0-2-0					
0-0-0	0-0-0	0-0-0		NEUTRAL		0-0-0		0-0-0		0-0-0					
<hr/>															
0-1-0	0-0-0	0-0-0		CONFERENCE		0-0-0		0-0-0		0-1-0					
0-0-0	0-0-0	0-0-0		HOME		0-0-0		0-0-0		0-0-0					
0-1-0	0-0-0	0-0-0		AWAY		0-0-0		0-0-0		0-1-0					
0-0-0	0-0-0	0-0-0		NEUTRAL		0-0-0		0-0-0		0-0-0					
<hr/>															
RPI	S	Opponent	Score	RPI	S	Opponent	Score	RPI	S	Opponent	Score				
				61 H Fairfield				0	1	164 A Monmouth				0	1
				93 A VCU				0	3	223 A Lehigh				0	1
										224 H Longwood				1	2
										249 A George Mason				1	2
										301 H Delaware St.				2	0
										312 H Mt. St. Mary's				3	0
										325 H Howard				3	0
				LAST 10 GAMES											
223 A Lehigh				0	1	61 H Fairfield				0	1				
93 A VCU				0	3	301 H Delaware St.				2	0				
325 H Howard				3	0	249 A George Mason				1	2				
224 H Longwood				1	2	312 H Mt. St. Mary's				3	0				
						164 A Monmouth				0	1				

Non-Div. I Games:

American

Average RPI Win: 134		WON-LOST	WINNING	LAST 10	STRENGTH OF		OPP. STRENGTH	TEAM	ADJ		CONF.	ADJ CONF.						
Average RPI Loss: 179		RECORD	PCT. RANK	GAMES	SCHEDULE		OF SCHEDULE	RPI	RPI	RPI	RPI							
DIV. I ONLY		1-8-1	.15	305	1-8-1		203	281	290	.38079	293	29	29					
DIV. I NON-CONF.		1-8-1	.15	304	1-8-1		204	282	289	.38079	293	29	29					
TOTALS		RPI 1-25	RPI 26-50		W-L RECORDS		RPI 51-100		RPI 101-150		RPI 150+							
1-8-1		0-0-0	0-0-0		OVERALL		0-2-0		1-2-0		0-4-1							
0-2-1		0-0-0	0-0-0		HOME		0-0-0		0-0-0		0-2-1							
1-6-0		0-0-0	0-0-0		AWAY		0-2-0		1-2-0		0-2-0							
0-0-0		0-0-0	0-0-0		NEUTRAL		0-0-0		0-0-0		0-0-0							
1-8-1		0-0-0	0-0-0		NON-CONFERENCE		0-2-0		1-2-0		0-4-1							
0-2-1		0-0-0	0-0-0		HOME		0-0-0		0-0-0		0-2-1							
1-6-0		0-0-0	0-0-		AWAY		0-2-0		1-2-0		0-2-0							
0-0-0		0-0-0	0-0-0		NEUTRAL		0-0-0		0-0-0		0-0-0							
0-0-0		0-0-0	0-0-0		CONFERENCE		0-0-0		0-0-0		0-0-0							
0-0-0		0-0-0	0-0-0		HOME		0-0-0		0-0-0		0-0-0							
0-0-0		0-0-0	0-0-0		AWAY		0-0-0		0-0-0		0-0-0							
0-0-0		0-0-0	0-0-0		NEUTRAL		0-0-0		0-0-0		0-0-0							
RPI	S	Opponent	Score	RPI	S	Opponent	Score	RPI	S	Opponent	Score	RPI	S	Opponent	Score			
								51	A	FGCU	0	3		116	A	UC Santa Barbara	0	2
								71	A	Long Beach St.	0	2		123	A	UC Riverside	0	4
														134	A	Fla. Atlantic	2	1
														227	H	Gonzaga	1	2
														228	A	Southern Utah	0	5
														270	H	UNI	1	1
														304	A	Sacramento St.	1	2
														308	H	Eastern Wash.	0	3
LAST 10 GAMES																		
								51	A	FGCU	0	3		71	A	Long Beach St.	0	2
								134	A	Fla. Atlantic	2	1		270	H	UNI	1	1
								116	A	UC Santa Barbara	0	2		228	A	Southern Utah	0	5
								123	A	UC Riverside	0	4		304	A	Sacramento St.	1	2
								227	H	Gonzaga	1	2		308	H	Eastern Wash.	0	3

Non-Div. I Games:

Bakersfield

Average RPI Win: 252		WON-LOST	WINNING	LAST 10	STRENGTH OF		OPP. STRENGTH	TEAM	ADJ	CONF.	ADJ CONF.
Average RPI Loss: 189		RECORD	PCT. RANK	GAMES	SCHEDULE		OF SCHEDULE	RPI	RPI	RPI	RPI
DIV. I ONLY		2-6-1	.27778	274	2-6-1		271	292	292	.38021	294
DIV. I NON-CONF.		2-6-1	.27778	274	2-6-1		269	293	293	.38021	294
TOTALS		RPI 1-25	RPI 26-50		W-L RECORDS		RPI 51-100		RPI 101-150		RPI 150+
2-6-1	0-0-0	0-0-0		OVERALL		0-1-0		0-1-0		2-4-1	
0-1-1	0-0-0	0-0-0		HOME		0-0-0		0-0-0		0-1-1	
1-4-0	0-0-0	0-0-0		AWAY		0-1-0		0-0-0		1-3-0	
1-1-0	0-0-0	0-0-0		NEUTRAL		0-0-0		0-1-0		1-0-0	
2-6-1	0-0-0	0-0-0		NON-CONFERENCE		0-1-0		0-1-0		2-4-1	
0-1-1	0-0-0	0-0-0		HOME		0-0-0		0-0-0		0-1-1	
1-4-0	0-0-0	0-0-0		AWAY		0-1-0		0-0-0		1-3-0	
1-1-0	0-0-0	0-0-0		NEUTRAL		0-0-0		0-1-0		1-0-0	
0-0-0	0-0-0	0-0-0		CONFERENCE		0-0-0		0-0-0		0-0-0	
0-0-0	0-0-0	0-0-0		HOME		0-0-0		0-0-0		0-0-0	
0-0-0	0-0-0	0-0-0		AWAY		0-0-0		0-0-0		0-0-0	
0-0-0	0-0-0	0-0-0		NEUTRAL		0-0-0		0-0-0		0-0-0	
RPI S	Opponent	Score	RPI S	Opponent	Score	RPI S	Opponent	Score	RPI S	Opponent	Score
						98 A	Niagara	0 1	147 N	Akron	1 2
									167 A	Bucknell	0 1
									168 A	Pittsburgh	1 3
									171 N	Duquesne	3 2
									242 H	St. Bonaventure	0 0
									267 A	Northern Ky.	1 2
									289 H	Youngstown St.	1 3
									332 A	Canisius	1 0
LAST 10 GAMES											
						332 A	Canisius	1 0	167 A	Bucknell	0 1
						98 A	Niagara	0 1	289 H	Youngstown St.	1 3
						267 A	Northern Ky.	1 2	168 A	Pittsburgh	1 3
						242 H	St. Bonaventure	0 0	147 N	Akron	1 2
									171 N	Duquesne	3 2

Non-Div. I Games:

Robert Morris

Average RPI Win:	327	WON-LOST RECORD	WINNING PCT. RANK	LAST 10 GAMES	STRENGTH OF SCHEDULE	OPP. STRENGTH OF SCHEDULE	TEAM RPI	ADJ RPI	CONF. RPI	ADJ CONF. RPI				
Average RPI Loss:	113													
DIV. I ONLY		2-3-0	.4	218	2-3-0	321	132	297	.37925	295	30	30		
DIV. I NON-CONF.		2-3-0	.4	218	2-3-0	322	126	297	.37925	295	30	30		

TOTALS	RPI 1-25	RPI 26-50		W-L RECORDS		RPI 51-100		RPI 101-150		RPI 150+				
2-3-0	0-1-0	0-0-0		OVERALL		0-0-0		0-1-0		2-1-0				
2-1-0	0-1-0	0-0-0		HOME		0-0-0		0-0-0		2-0-0				
0-2-0	0-0-0	0-0-0		AWAY		0-0-0		0-1-0		0-1-0				
0-0-0	0-0-0	0-0-0		NEUTRAL		0-0-0		0-0-0		0-0-0				
2-3-0	0-1-0	0-0-0		NON-CONFERENCE		0-0-0		0-1-0		2-1-0				
2-1-0	0-1-0	0-0-0		HOME		0-0-0		0-0-0		2-0-0				
0-2-0	0-0-0	0-0-		AWAY		0-0-0		0-1-0		0-1-0				
0-0-0	0-0-0	0-0-0		NEUTRAL		0-0-0		0-0-0		0-0-0				
0-0-0	0-0-0	0-0-0		CONFERENCE		0-0-0		0-0-0		0-0-0				
0-0-0	0-0-0	0-0-0		HOME		0-0-0		0-0-0		0-0-0				
0-0-0	0-0-0	0-0-0		AWAY		0-0-0		0-0-0		0-0-0				
0-0-0	0-0-0	0-0-0		NEUTRAL		0-0-0		0-0-0		0-0-0				
RPI	S	Opponent	Score		RPI	S	Opponent	Score		RPI	S	Opponent	Score	
10	H	Clemson	0 7							143	A	Charlotte	0 4	
										185	A	Davidson	0 2	
										323	H	Alabama A&M	9 0	
										331	H	South Carolina St.	1 0	

LAST 10 GAMES														
					331	H	South Carolina St.	1 0						
					143	A	Charlotte	0 4						
					323	H	Alabama A&M	9 0						
					10	H	Clemson	0 7						
					185	A	Davidson	0 2						

Non-Div. I Games: Brevard 10 1

Winthrop

Average RPI Win: 328		WON-LOST	WINNING	LAST 10	STRENGTH OF		OPP. STRENGTH	TEAM	ADJ		CONF.	ADJ CONF.
Average RPI Loss: 172		RECORD	PCT. RANK	GAMES	SCHEDULE		OF SCHEDULE	RPI	RPI		RPI	RPI
DIV. I ONLY		1-6-0	.14286 306	1-6-0	199		305	295	.37858 296		15	15
DIV. I NON-CONF.		1-6-0	.14286 305	1-6-0	197		303	295	.37858 296		15	15
TOTALS		RPI 1-25	RPI 26-50		W-L RECORDS		RPI 51-100		RPI 101-150		RPI 150+	
1-6-0		0-0-0	0-0-0		OVERALL		0-1-0		0-1-0		1-4-0	
0-3-0		0-0-0	0-0-0		HOME		0-0-0		0-0-0		0-3-0	
1-3-0		0-0-0	0-0-0		AWAY		0-1-0		0-1-0		1-1-0	
0-0-0		0-0-0	0-0-0		NEUTRAL		0-0-0		0-0-0		0-0-0	
1-6-0		0-0-0	0-0-0		NON-CONFERENCE		0-1-0		0-1-0		1-4-0	
0-3-0		0-0-0	0-0-0		HOME		0-0-0		0-0-0		0-3-0	
1-3-0		0-0-0	0-0-		AWAY		0-1-0		0-1-0		1-1-0	
0-0-0		0-0-0	0-0-0		NEUTRAL		0-0-0		0-0-0		0-0-0	
0-0-0		0-0-0	0-0-0		CONFERENCE		0-0-0		0-0-0		0-0-0	
0-0-0		0-0-0	0-0-0		HOME		0-0-0		0-0-0		0-0-0	
0-0-0		0-0-0	0-0-0		AWAY		0-0-0		0-0-0		0-0-0	
0-0-0		0-0-0	0-0-0		NEUTRAL		0-0-0		0-0-0		0-0-0	
RPI S	Opponent	Score	RPI S	Opponent	Score	RPI S	Opponent	Score	RPI S	Opponent	Score	
						57 A	Michigan	0 2	145 A	Butler	0 5	
									165 A	Evansville	0 2	
									179 H	Morehead St.	1 2	
									202 H	Cleveland St.	1 2	
									285 H	Detroit	0 3	
									328 A	Chicago St.	8 0	
LAST 10 GAMES												
						57 A	Michigan	0 2	145 A	Butler	0 5	
						179 H	Morehead St.	1 2	285 H	Detroit	0 3	
									328 A	Chicago St.	8 0	
									202 H	Cleveland St.	1 2	
									165 A	Evansville	0 2	

Non-Div. I Games:

Bowling Green

Average RPI Win: 308		WON-LOST	WINNING	LAST 10	STRENGTH OF SCHEDULE	OPP. STRENGTH OF SCHEDULE	TEAM RPI	ADJ RPI		CONF. RPI	ADJ CONF. RPI
Average RPI Loss: 165		RECORD	PCT. RANK	GAMES							
DIV. I ONLY		1-8-0	.11111 310	1-8-0	186	289	296	.37699	297	16	16
DIV. I NON-CONF.		1-8-0	.11111 309	1-8-0	184	290	296	.37699	297	16	16
TOTALS		RPI 1-25	RPI 26-50		W-L RECORDS		RPI 51-100		RPI 101-150		RPI 150+
1-8-0	0-0-0		0-0-0		OVERALL		0-3-0		0-1-0		1-4-0
1-3-0	0-0-0		0-0-0		HOME		0-0-0		0-0-0		1-3-0
0-5-0	0-0-0		0-0-0		AWAY		0-3-0		0-1-0		0-1-0
0-0-0	0-0-0		0-0-0		NEUTRAL		0-0-0		0-0-0		0-0-0
1-8-0	0-0-0		0-0-0		NON-CONFERENCE		0-3-0		0-1-0		1-4-0
1-3-0	0-0-0		0-0-0		HOME		0-0-0		0-0-0		1-3-0
0-5-0	0-0-0		0-0-		AWAY		0-3-0		0-1-0		0-1-0
0-0-0	0-0-0		0-0-0		NEUTRAL		0-0-0		0-0-0		0-0-0
0-0-0	0-0-0		0-0-0		CONFERENCE		0-0-0		0-0-0		0-0-0
0-0-0	0-0-0		0-0-0		HOME		0-0-0		0-0-0		0-0-0
0-0-0	0-0-0		0-0-0		AWAY		0-0-0		0-0-0		0-0-0
0-0-0	0-0-0		0-0-0		NEUTRAL		0-0-0		0-0-0		0-0-0
RPI S	Opponent	Score	RPI S	Opponent	Score	RPI S	Opponent	Score	RPI S	Opponent	Score
						68 A	Iowa	0 3	124 A	Cal Poly	1 6
						73 A	Santa Clara	3 4	211 A	Drake	1 2
						91 A	UC Irvine	0 3	225 H	Cal St. Fullerton	0 3
									227 H	Gonzaga	0 3
									304 H	Sacramento St.	1 2
									308 H	Eastern Wash.	2 1
LAST 10 GAMES											
			304 H	Sacramento St.	1 2	73 A	Santa Clara	3 4			
			124 A	Cal Poly	1 6	91 A	UC Irvine	0 3			
			225 H	Cal St. Fullerton	0 3	211 A	Drake	1 2			
			308 H	Eastern Wash.	2 1	68 A	Iowa	0 3			
						227 H	Gonzaga	0 3			

Non-Div. I Games:

Fresno St.

Average RPI Win: 0		WON-LOST RECORD		WINNING PCT. RANK		LAST 10 GAMES		STRENGTH OF SCHEDULE		OPP. STRENGTH OF SCHEDULE		TEAM RPI		ADJ RPI		CONF. RPI		ADJ CONF. RPI	
Average RPI Loss: 182		0-6-1		.07143 317		0-1-0		140		316		299		.37568 298		31		31	
DIV. I ONLY		0-6-1		.07143 316		0-1-0		138		316		299		.37568 298		31		31	
DIV. I NON-CONF.		0-6-1		.07143 316		0-1-0		138		316		299		.37568 298		31		31	
TOTALS		RPI 1-25		RPI 26-50		W-L RECORDS		RPI 51-100		RPI 101-150		RPI 150+							
0-6-1		0-0-0		0-0-0		OVERALL		0-0-0		0-1-0		0-5-1							
0-2-1		0-0-0		0-0-0		HOME		0-0-0		0-1-0		0-1-1							
0-4-0		0-0-0		0-0-0		AWAY		0-0-0		0-0-0		0-3-0							
0-0-0		0-0-0		0-0-0		NEUTRAL		0-0-0		0-0-0		0-0-0							
0-6-1		0-0-0		0-0-0		NON-CONFERENCE		0-0-0		0-1-0		0-5-1							
0-2-1		0-0-0		0-0-0		HOME		0-0-0		0-1-0		0-1-1							
0-4-0		0-0-0		0-0-		AWAY		0-0-0		0-0-0		0-4-0							
0-0-0		0-0-0		0-0-0		NEUTRAL		0-0-0		0-0-0		0-0-0							
0-0-0		0-0-0		0-0-0		CONFERENCE		0-0-0		0-0-0		0-0-0							
0-0-0		0-0-0		0-0-0		HOME		0-0-0		0-0-0		0-0-0							
0-0-0		0-0-0		0-0-0		AWAY		0-0-0		0-0-0		0-0-0							
0-0-0		0-0-0		0-0-0		NEUTRAL		0-0-0		0-0-0		0-0-0							
RPI	S	Opponent		Score		RPI	S	Opponent		Score		RPI	S	Opponent		Score			
													S	127 H Southeastern La.		0	4		
													S	160 A North Texas		0	3		
													S	163 A SMU		0	1		
													S	175 A La.-Lafayette		1	5		
													S	231 H A&M-Corpus Christi		0	3		
													S	237 A Lamar		0	4		
													S	317 H Tex.-Pan American		0	0		
LAST 10 GAMES																			
		163 A SMU		0	1			127 H Southeastern La.		0	4								
		317 H Tex.-Pan American		0	0			231 H A&M-Corpus Christi		0	3								
		237 A Lamar		0	4			160 A North Texas		0	3								
		175 A La.-Lafayette		1	5														

Non-Div. I Games:

Texas Southern

Average RPI Win: 285		WON-LOST	WINNING	LAST 10	STRENGTH OF		OPP. STRENGTH	TEAM	ADJ		CONF.	ADJ CONF.
Average RPI Loss: 162		RECORD	PCT. RANK	GAMES	SCHEDULE		OF SCHEDULE	RPI	RPI		RPI	RPI
DIV. I ONLY		3-6-0	.33333	249	3-6-0		316	127	300		18	18
DIV. I NON-CONF.		3-6-0	.33333	251	3-6-0		318	121	300		18	18
TOTALS		RPI 1-25	RPI 26-50		W-L RECORDS		RPI 51-100		RPI 101-150		RPI 150+	
3-6-0		0-0-0	0-0-0		OVERALL		0-1-0		0-2-0		3-3-0	
2-4-0		0-0-0	0-0-0		HOME		0-1-0		0-2-0		2-1-0	
1-2-0		0-0-0	0-0-0		AWAY		0-0-0		0-0-0		1-2-0	
0-0-0		0-0-0	0-0-0		NEUTRAL		0-0-0		0-0-0		0-0-0	
3-6-0		0-0-0	0-0-0		NON-CONFERENCE		0-1-0		0-2-0		3-3-0	
2-4-0		0-0-0	0-0-0		HOME		0-1-0		0-2-0		2-1-0	
1-2-0		0-0-0	0-0-		AWAY		0-0-0		0-0-0		1-2-0	
0-0-0		0-0-0	0-0-0		NEUTRAL		0-0-0		0-0-0		0-0-0	
0-0-0		0-0-0	0-0-0		CONFERENCE		0-0-0		0-0-0		0-0-0	
0-0-0		0-0-0	0-0-0		HOME		0-0-0		0-0-0		0-0-0	
0-0-0		0-0-0	0-0-0		AWAY		0-0-0		0-0-0		0-0-0	
0-0-0		0-0-0	0-0-0		NEUTRAL		0-0-0		0-0-0		0-0-0	
RPI S	Opponent	Score	RPI S	Opponent	Score	RPI S	Opponent	Score	RPI S	Opponent	Score	
						67 H	Tulsa	0 1	122 H	Mississippi St.	0 5	
									138 H	Central Ark.	1 2	
									166 A	Missouri St.	0 3	
									225 H	Southeast Mo. St.	0 3	
									244 A	Murray St.	3 2	
									252 A	Southern Miss.	0 1	
									291 H	Mississippi Val.	5 1	
									319 H	Ark.-Pine Bluff	8 0	
LAST 10 GAMES												
						252 A	Southern Miss.	0 1	319 H	Ark.-Pine Bluff	8 0	
						291 H	Mississippi Val.	5 1	225 H	Southeast Mo. St.	0 3	
						166 A	Missouri St.	0 3	67 H	Tulsa	0 1	
						122 H	Mississippi St.	0 5	244 A	Murray St.	3 2	
						138 H	Central Ark.	1 2				

Non-Div. I Games:

Arkansas St.

Average RPI Win: 328		WON-LOST RECORD		WINNING PCT. RANK		LAST 10 GAMES		STRENGTH OF SCHEDULE		OPP. STRENGTH OF SCHEDULE		TEAM RPI		ADJ RPI		CONF. RPI		ADJ CONF. RPI	
DIV. I ONLY		1-5-1		.21429 292		1-5-1		253		307		302		.3747 300		24		24	
DIV. I NON-CONF.		1-5-1		.21429 289		1-5-1		251		305		302		.3747 300		24		24	
TOTALS		RPI 1-25		RPI 26-50		W-L RECORDS		RPI 51-100		RPI 101-150		RPI 150+							
1-5-1		0-0-0		0-0-0		OVERALL		0-1-0		0-0-0		1-4-1							
0-1-1		0-0-0		0-0-0		HOME		0-0-0		0-0-0		0-1-1							
1-4-0		0-0-0		0-0-0		AWAY		0-1-0		0-0-0		1-3-0							
0-0-0		0-0-0		0-0-0		NEUTRAL		0-0-0		0-0-0		0-0-0							
1-5-1		0-0-0		0-0-0		NON-CONFERENCE		0-1-0		0-0-0		1-4-1							
0-1-1		0-0-0		0-0-0		HOME		0-0-0		0-0-0		0-1-1							
1-4-0		0-0-0		0-0-		AWAY		0-1-0		0-0-0		1-3-0							
0-0-0		0-0-0		0-0-0		NEUTRAL		0-0-0		0-0-0		0-0-0							
0-0-0		0-0-0		0-0-0		CONFERENCE		0-0-0		0-0-0		0-0-0							
0-0-0		0-0-0		0-0-0		HOME		0-0-0		0-0-0		0-0-0							
0-0-0		0-0-0		0-0-0		AWAY		0-0-0		0-0-0		0-0-0							
0-0-0		0-0-0		0-0-0		NEUTRAL		0-0-0		0-0-0		0-0-0							
RPI	S	Opponent		Score	RPI	S	Opponent		Score	RPI	S	Opponent		Score					
							75	A Nebraska	0 4			172	H Creighton	0 3					
												214	A Green Bay	0 6					
												235	A South Dakota	1 5					
												245	A North Dakota St.	0 1					
												270	H UNI	1 1					
												328	A Chicago St.	3 0					
LAST 10 GAMES																			
							75	A Nebraska	0 4			235	A South Dakota	1 5					
							214	A Green Bay	0 6			270	H UNI	1 1					
							328	A Chicago St.	3 0			172	H Creighton	0 3					
							245	A North Dakota St.	0 1										

Non-Div. I Games:

North Dakota

Average RPI Win: 277		WON-LOST	WINNING	LAST 10	STRENGTH OF		OPP. STRENGTH	TEAM	ADJ	CONF.	ADJ CONF.
Average RPI Loss: 192		RECORD	PCT. RANK	GAMES	SCHEDULE		OF SCHEDULE	RPI	RPI	RPI	RPI
DIV. I ONLY		2-8-0	.2	295	2-8-0		261	266	301	.37421	301
DIV. I NON-CONF.		2-8-0	.2	292	2-8-0		257	267	301	.37421	301
TOTALS		RPI 1-25	RPI 26-50		W-L RECORDS		RPI 51-100		RPI 101-150		RPI 150+
2-8-0	0-0-0	0-0-0		OVERALL		0-0-0		0-1-0		2-7-0	
0-4-0	0-0-0	0-0-0		HOME		0-0-0		0-1-0		0-3-0	
2-4-0	0-0-0	0-0-0		AWAY		0-0-0		0-0-0		2-4-0	
0-0-0	0-0-0	0-0-0		NEUTRAL		0-0-0		0-0-0		0-0-0	
2-8-0	0-0-0	0-0-0		NON-CONFERENCE		0-0-0		0-1-0		2-7-0	
0-4-0	0-0-0	0-0-0		HOME		0-0-0		0-1-0		0-3-0	
2-4-0	0-0-0	0-0-0		AWAY		0-0-0		0-0-0		2-4-0	
0-0-0	0-0-0	0-0-0		NEUTRAL		0-0-0		0-0-0		0-0-0	
0-0-0	0-0-0	0-0-0		CONFERENCE		0-0-0		0-0-0		0-0-0	
0-0-0	0-0-0	0-0-0		HOME		0-0-0		0-0-0		0-0-0	
0-0-0	0-0-0	0-0-0		AWAY		0-0-0		0-0-0		0-0-0	
0-0-0	0-0-0	0-0-0		NEUTRAL		0-0-0		0-0-0		0-0-0	
RPI S	Opponent	Score	RPI S	Opponent	Score	RPI S	Opponent	Score	RPI S	Opponent	Score
									101 H	George Washington	0 2
									154 H	Rider	1 2
									159 A	UMBC	0 4
									184 H	Fairleigh Dickinson	0 3
									189 A	Sacred Heart	2 4
									204 A	Stony Brook	0 1
									241 A	Wagner	1 0
									253 H	UMass Lowell	1 2
									292 A	American	0 2
									312 A	Mt. St. Mary's	2 0
LAST 10 GAMES											
						101 H	George Washington	0 2	159 A	UMBC	0 4
						184 H	Fairleigh Dickinson	0 3	241 A	Wagner	1 0
						253 H	UMass Lowell	1 2	154 H	Rider	1 2
						204 A	Stony Brook	0 1	312 A	Mt. St. Mary's	2 0
						189 A	Sacred Heart	2 4	292 A	American	0 2

Non-Div. I Games:

Delaware St.

Average RPI Win: 303		WON-LOST	WINNING	LAST 10	STRENGTH OF		OPP. STRENGTH	TEAM	ADJ	CONF.	ADJ CONF.			
Average RPI Loss: 199		RECORD	PCT. RANK	GAMES	SCHEDULE		OF SCHEDULE	RPI	RPI	RPI	RPI			
DIV. I ONLY		1-8-0	.11111 310	1-8-0	161		317	298	.37332 302	20	20			
DIV. I NON-CONF.		1-8-0	.11111 309	1-8-0	157		317	298	.37332 302	20	20			
<hr/>														
TOTALS		RPI 1-25		RPI 26-50		W-L RECORDS		RPI 51-100		RPI 101-150		RPI 150+		
1-8-0		0-0-0		0-1-0		OVERALL		0-0-0		0-1-0		1-6-0		
0-4-0		0-0-0		0-1-0		HOME		0-0-0		0-0-0		0-3-0		
1-3-0		0-0-0		0-0-0		AWAY		0-0-0		0-0-0		1-3-0		
0-1-0		0-0-0		0-0-0		NEUTRAL		0-0-0		0-1-0		0-0-0		
1-8-0		0-0-0		0-1-0		NON-CONFERENCE		0-0-0		0-1-0		1-6-0		
0-4-0		0-0-0		0-1-0		HOME		0-0-0		0-0-0		0-3-0		
1-3-0		0-0-0		0-0-		AWAY		0-0-0		0-0-0		1-3-0		
0-1-0		0-0-0		0-0-0		NEUTRAL		0-0-0		0-1-0		0-0-0		
0-0-0		0-0-0		0-0-0		CONFERENCE		0-0-0		0-0-0		0-0-0		
0-0-0		0-0-0		0-0-0		HOME		0-0-0		0-0-0		0-0-0		
0-0-0		0-0-0		0-0-0		AWAY		0-0-0		0-0-0		0-0-0		
0-0-0		0-0-0		0-0-0		NEUTRAL		0-0-0		0-0-0		0-0-0		
RPI	S	Opponent		Score		RPI	S	Opponent		Score				
				28	H	Boston College		0	5					
										149	N	Troy	0	1
										173	H	High Point	3	4
										195	H	FIU	0	3
										206	A	South Ala.	0	1
										257	H	Lafayette	0	1
										264	A	Georgia St.	0	1
										303	A	Citadel	2	1
										321	A	Charleston So.	0	1
<hr/>														
LAST 10 GAMES														
				149	N	Troy		0	1	206	A	South Ala.	0	1
				257	H	Lafayette		0	1	264	A	Georgia St.	0	1
				195	H	FIU		0	3	303	A	Citadel	2	1
				173	H	High Point		3	4	321	A	Charleston So.	0	1
										28	H	Boston College	0	5

Non-Div. I Games:

North Florida

Average RPI Win: 323		WON-LOST RECORD	WINNING PCT. RANK		LAST 10 GAMES	STRENGTH OF SCHEDULE	OPP. STRENGTH OF SCHEDULE	TEAM RPI	ADJ RPI		CONF. RPI	ADJ CONF. RPI		
Average RPI Loss: 199														
DIV. I ONLY		4-6-0	.4	218	4-6-0	311	308	303	.37081	303	21	22		
DIV. I NON-CONF.		4-6-0	.4	218	4-6-0	311	306	303	.37081	304	22	23		
TOTALS		RPI 1-25		RPI 26-50		W-L RECORDS		RPI 51-100		RPI 101-150		RPI 150+		
4-6-0		0-0-0		0-0-0		OVERALL		0-0-0		0-2-0		4-4-0		
4-3-0		0-0-0		0-0-0		HOME		0-0-0		0-1-0		4-2-0		
0-3-0		0-0-0		0-0-0		AWAY		0-0-0		0-1-0		0-2-0		
0-0-0		0-0-0		0-0-0		NEUTRAL		0-0-0		0-0-0		0-0-0		
4-6-0		0-0-0		0-0-0		NON-CONFERENCE		0-0-0		0-2-0		4-4-0		
4-3-0		0-0-0		0-0-0		HOME		0-0-0		0-1-0		4-2-0		
0-3-0		0-0-0		0-0-		AWAY		0-0-0		0-1-0		0-2-0		
0-0-0		0-0-0		0-0-0		NEUTRAL		0-0-0		0-0-0		0-0-0		
0-0-0		0-0-0		0-0-0		CONFERENCE		0-0-0		0-0-0		0-0-0		
0-0-0		0-0-0		0-0-0		HOME		0-0-0		0-0-0		0-0-0		
0-0-0		0-0-0		0-0-0		AWAY		0-0-0		0-0-0		0-0-0		
0-0-0		0-0-0		0-0-0		NEUTRAL		0-0-0		0-0-0		0-0-0		
RPI	S	Opponent		Score	RPI	S	Opponent		Score	RPI	S	Opponent		Score
										126	H	Richmond	1	2
										139	A	Columbia	1	2
										174	A	Fordham	0	2
										216	A	Coastal Caro.	0	2
										234	H	Col. of Charleston	1	2
										302	H	North Florida	1	2
										316	H	NJIT	2	1
										321	H	Charleston So.	3	1
										322	H	USC Upstate	1	0
										331	H	South Carolina St.	3	2
LAST 10 GAMES														
			234	H	Col. of Charleston	1	2		174	A	Fordham	0	2	
			321	H	Charleston So.	3	1		139	A	Columbia	1	2	
			331	H	South Carolina St.	3	2		302	H	North Florida	1	2	
			216	A	Coastal Caro.	0	2		126	H	Richmond	1	2	
			322	H	USC Upstate	1	0		316	H	NJIT	2	1	

Non-Div. I Games:

Citadel

[illegible]

Non-Div. I Games:	Fresno Pacific	2	0
-------------------	----------------	---	---

Sacramento St.

Average RPI Win:	0	WON-LOST	WINNING	LAST 10	STRENGTH OF	OPP. STRENGTH	TEAM	ADJ	CONF.	ADJ CONF.	
Average RPI Loss:	161	RECORD	PCT. RANK	GAMES	SCHEDULE	OF SCHEDULE	RPI	RPI	RPI	RPI	
DIV. I ONLY		0-9-0	0 320	0-9-0	155	252	305	.36855	305	24 24	
DIV. I NON-CONF.		0-8-0	0 319	0-8-0	136	189	292	.38253	291	24 24	
<hr/>											
TOTALS	RPI 1-25		RPI 26-50	W-L RECORDS		RPI 51-100		RPI 101-150		RPI 150+	
0-9-0	0-0-0		0-2-0	OVERALL		0-1-0		0-1-0		0-5-0	
0-4-0	0-0-0		0-1-0	HOME		0-1-0		0-1-0		0-1-0	
0-5-0	0-0-0		0-1-0	AWAY		0-0-0		0-0-0		0-4-0	
0-0-0	0-0-0		0-0-0	NEUTRAL		0-0-0		0-0-0		0-0-0	
<hr/>											
0-8-0	0-0-0		0-2-0	NON-CONFERENCE		0-1-0		0-1-0		0-4-0	
0-3-0	0-0-0		0-1-0	HOME		0-1-0		0-1-0		0-0-0	
0-5-0	0-0-0		0-0-	AWAY		0-0-0		0-0-0		0-4-0	
0-0-0	0-0-0		0-0-0	NEUTRAL		0-0-0		0-0-0		0-0-0	
<hr/>											
0-1-0	0-0-0		0-0-0	CONFERENCE		0-0-0		0-0-0		0-1-0	
0-1-0	0-0-0		0-0-0	HOME		0-0-0		0-0-0		0-1-0	
0-0-0	0-0-0		0-0-0	AWAY		0-0-0		0-0-0		0-0-0	
0-0-0	0-0-0		0-0-0	NEUTRAL		0-0-0		0-0-0		0-0-0	
<hr/>											
RPI S	Opponent	Score	RPI S	Opponent	Score	RPI S	Opponent	Score	RPI S	Opponent	Score
			31 H	Washington St.	0 1	75 H	TCU	0 2	133 H	Boise St.	0 2
			40 A	Arizona	0 3				169 A	St. Mary's (CA)	0 3
									178 A	Seattle	1 2
									227 A	Gonzaga	0 5
									286 A	Grand Canyon	1 2
									308 H	Eastern Wash.	0 4
<hr/>											
LAST 10 GAMES											
			40 A	Arizona	0 3	133 H	Boise St.	0 2			
			286 A	Grand Canyon	1 2	227 A	Gonzaga	0 5			
			31 H	Washington St.	0 1	308 H	Eastern Wash.	0 4			
			169 A	St. Mary's (CA)	0 3	75 H	TCU	0 2			
						178 A	Seattle	1 2			

Non-Div. I Games:

Idaho

[illegible]

Non-Div. I Games:

Gardner-Webb

Average RPI Win:	330	WON-LOST	WINNING	LAST 10	STRENGTH OF	OPP. STRENGTH	TEAM	ADJ	CONF.	ADJ CONF.	
Average RPI Loss:	148	RECORD	PCT. RANK	GAMES	SCHEDULE	OF SCHEDULE	RPI	RPI	RPI	RPI	
DIV. I ONLY		1-7-0	.125 307	1-7-0	247	231	309	.36768 307	25	25	
DIV. I NON-CONF.		1-7-0	.125 307	1-7-0	246	229	308	.36768 307	25	25	
<hr/>											
TOTALS	RPI 1-25	RPI 26-50		W-L RECORDS		RPI 51-100		RPI 101-150		RPI 150+	
1-7-0	0-0-0	0-0-0		OVERALL		0-1-0		0-2-0		1-4-0	
1-4-0	0-0-0	0-0-0		HOME		0-1-0		0-2-0		1-1-0	
0-2-0	0-0-0	0-0-0		AWAY		0-0-0		0-0-0		0-2-0	
0-1-0	0-0-0	0-0-0		NEUTRAL		0-0-0		0-0-0		0-1-0	
<hr/>											
1-7-0	0-0-0	0-0-0		NON-CONFERENCE		0-1-0		0-2-0		1-4-0	
1-4-0	0-0-0	0-0-0		HOME		0-1-0		0-2-0		1-1-0	
0-2-0	0-0-0	0-0-		AWAY		0-0-0		0-0-0		0-2-0	
0-1-0	0-0-0	0-0-0		NEUTRAL		0-0-0		0-0-0		0-1-0	
<hr/>											
0-0-0	0-0-0	0-0-0		CONFERENCE		0-0-0		0-0-0		0-0-0	
0-0-0	0-0-0	0-0-0		HOME		0-0-0		0-0-0		0-0-0	
0-0-0	0-0-0	0-0-0		AWAY		0-0-0		0-0-0		0-0-0	
0-0-0	0-0-0	0-0-0		NEUTRAL		0-0-0		0-0-0		0-0-0	
<hr/>											
RPI S	Opponent	Score	RPI S	Opponent	Score	RPI S	Opponent	Score	RPI S	Opponent	Score
						56 H	Ole Miss	0 2	107 H	Samford	1 3
						128 H Alabama 0 5					
						165 A Evansville 0 3					
						186 N Kennesaw St. 0 1					
						188 A Middle Tenn. 0 2					
						203 H Lipscomb 0 2					
						330 H Chattanooga 5 2					
<hr/>											
LAST 10 GAMES											
188 A Middle Tenn.			0 2	107 H Samford			1 3				
186 N Kennesaw St.			0 1	56 H Ole Miss			0 2				
203 H Lipscomb			0 2	165 A Evansville			0 3				
128 H Alabama			0 5								
330 H Chattanooga			5 2								

Non-Div. I Games:

Austin Peay

[illegible]

Non-Div. I Games:

Eastern Wash.

Average RPI Win:	328	WON-LOST	WINNING	LAST 10	STRENGTH OF	OPP. STRENGTH	TEAM	ADJ	CONF.	ADJ CONF.		
Average RPI Loss:	205	RECORD	PCT. RANK	GAMES	SCHEDULE	OF SCHEDULE	RPI	RPI	RPI	RPI		
DIV. I ONLY		1-7-1	.16667	300	1-7-1	232	314	306	.36408	309	25	25
DIV. I NON-CONF.		1-7-1	.16667	297	1-7-1	233	314	306	.36408	309	25	25

TOTALS	RPI 1-25	RPI 26-50		W-L RECORDS		RPI 51-100		RPI 101-150		RPI 150+		
1-7-1	0-0-0	0-0-0		OVERALL		0-0-0		0-3-0		1-4-1		
0-6-1	0-0-0	0-0-0		HOME		0-0-0		0-3-0		0-3-1		
1-1-0	0-0-0	0-0-0		AWAY		0-0-0		0-0-0		1-1-0		
0-0-0	0-0-0	0-0-0		NEUTRAL		0-0-0		0-0-0		0-0-0		
1-7-1	0-0-0	0-0-0		NON-CONFERENCE		0-0-0		0-3-0		1-4-1		
0-6-1	0-0-0	0-0-0		HOME		0-0-0		0-3-0		0-3-1		
1-1-0	0-0-0	0-0-		AWAY		0-0-0		0-0-0		1-1-0		
0-0-0	0-0-0	0-0-0		NEUTRAL		0-0-0		0-0-0		0-0-0		
0-0-0	0-0-0	0-0-0		CONFERENCE		0-0-0		0-0-0		0-0-0		
0-0-0	0-0-0	0-0-0		HOME		0-0-0		0-0-0		0-0-0		
0-0-0	0-0-0	0-0-0		AWAY		0-0-0		0-0-0		0-0-0		
0-0-0	0-0-0	0-0-0		NEUTRAL		0-0-0		0-0-0		0-0-0		
RPI S	Opponent	Score	RPI S	Opponent	Score	RPI S	Opponent	Score	RPI S	Opponent	Score	
									109 H	Marshall	0	3
									137 H	Louisiana Tech	1	3
									146 H	UMKC	1	4
									214 H	Green Bay	1	1
									238 H	Valparaiso	1	3
									254 H	Indiana St.	0	2
									267 A	Northern Ky.	0	4
									287 H	IUPUI	2	3
									328 A	Chicago St.	2	0
LAST 10 GAMES												
328 A Chicago St.			2	0	287 H IUPUI			2	3			
238 H Valparaiso			1	3	146 H UMKC			1	4			
214 H Green Bay			1	1	137 H Louisiana Tech			1	3			
267 A Northern Ky.			0	4	109 H Marshall			0	3			
					254 H Indiana St.			0	2			

Non-Div. I Games:

Eastern Ill.

Average RPI Win: 315		WON-LOST RECORD		WINNING PCT. RANK		LAST 10 GAMES		STRENGTH OF SCHEDULE		OPP. STRENGTH OF SCHEDULE		TEAM RPI		ADJ RPI		CONF. RPI		ADJ CONF. RPI	
Average RPI Loss: 212																			
DIV. I ONLY		4-3-0		.57143 120		4-3-0		331		274		312		.36155 310		30		30	
DIV. I NON-CONF.		4-3-0		.57143 123		4-3-0		331		275		312		.36155 310		30		30	
TOTALS		RPI 1-25		RPI 26-50		W-L RECORDS		RPI 51-100		RPI 101-150		RPI 150+							
4-3-0		0-0-0		0-0-0		OVERALL		0-0-0		0-0-0		4-3-0							
1-3-0		0-0-0		0-0-0		HOME		0-0-0		0-0-0		1-3-0							
3-0-0		0-0-0		0-0-0		AWAY		0-0-0		0-0-0		3-0-0							
0-0-0		0-0-0		0-0-0		NEUTRAL		0-0-0		0-0-0		0-0-0							
4-3-0		0-0-0		0-0-0		NON-CONFERENCE		0-0-0		0-0-0		4-3-0							
1-3-0		0-0-0		0-0-0		HOME		0-0-0		0-0-0		1-3-0							
3-0-0		0-0-0		0-0-		AWAY		0-0-0		0-0-0		3-0-0							
0-0-0		0-0-0		0-0-0		NEUTRAL		0-0-0		0-0-0		0-0-0							
0-0-0		0-0-0		0-0-0		CONFERENCE		0-0-0		0-0-0		0-0-0							
0-0-0		0-0-0		0-0-0		HOME		0-0-0		0-0-0		0-0-0							
0-0-0		0-0-0		0-0-0		AWAY		0-0-0		0-0-0		0-0-0							
0-0-0		0-0-0		0-0-0		NEUTRAL		0-0-0		0-0-0		0-0-0							
RPI	S	Opponent		Score	RPI	S	Opponent		Score	RPI	S	Opponent		Score					

Non-Div. I Games: Mars Hill 2 0

UNC Asheville

Average RPI Win: 329		WON-LOST RECORD		WINNING PCT. RANK		LAST 10 GAMES		STRENGTH OF SCHEDULE		OPP. STRENGTH OF SCHEDULE		TEAM RPI		ADJ RPI		CONF. RPI		ADJ CONF. RPI		
DIV. I ONLY		1-9-0		.1 315		1-9-0		202		311		310		.36088 311		29		29		
DIV. I NON-CONF.		1-9-0		.1 314		1-9-0		203		310		309		.36088 311		29		29		
TOTALS		RPI 1-25		RPI 26-50		W-L RECORDS		RPI 51-100		RPI 101-150		RPI 150+								
1-9-0		0-0-0		0-1-0		OVERALL		0-1-0		0-1-0		1-6-0								
1-3-0		0-0-0		0-0-0		HOME		0-1-0		0-0-0		1-2-0								
0-5-0		0-0-0		0-0-0		AWAY		0-0-0		0-1-0		0-4-0								
0-1-0		0-0-0		0-1-0		NEUTRAL		0-0-0		0-0-0		0-0-0								
1-9-0		0-0-0		0-1-0		NON-CONFERENCE		0-1-0		0-1-0		1-6-0								
1-3-0		0-0-0		0-0-0		HOME		0-1-0		0-0-0		1-2-0								
0-5-0		0-0-0		0-0-		AWAY		0-0-0		0-1-0		0-4-0								
0-1-0		0-0-0		0-1-0		NEUTRAL		0-0-0		0-0-0		0-0-0								
0-0-0		0-0-0		0-0-0		CONFERENCE		0-0-0		0-0-0		0-0-0								
0-0-0		0-0-0		0-0-0		HOME		0-0-0		0-0-0		0-0-0								
0-0-0		0-0-0		0-0-0		AWAY		0-0-0		0-0-0		0-0-0								
0-0-0		0-0-0		0-0-0		NEUTRAL		0-0-0		0-0-0		0-0-0								
RPI	S	Opponent		Score		RPI	S	Opponent		Score		RPI	S	Opponent		Score				
				35	N	Arizona St.		0	5	92	H	UNLV		2	3	113	A	Loyola Marymount	1	3
																172	A	Creighton	0	6
																176	A	UTEP	0	5
																190	H	Texas St.	1	2
																266	H	Houston Baptist	0	3
																274	A	New Mexico	1	4
																318	A	Omaha	2	6
																329	H	Incarnate Word	2	1
LAST 10 GAMES																				
				35	N	Arizona St.		0	5	92	H	UNLV		2	3					
				318	A	Omaha		2	6	274	A	New Mexico		1	4					
				172	A	Creighton		0	6	176	A	UTEP		0	5					
				329	H	Incarnate Word		2	1	190	H	Texas St.		1	2					
				266	H	Houston Baptist		0	3	113	A	Loyola Marymount		1	3					

Non-Div. I Games:

New Mexico St.

Average RPI Win: 325		WON-LOST RECORD		WINNING PCT. RANK		LAST 10 GAMES		STRENGTH OF SCHEDULE		OPP. STRENGTH OF SCHEDULE		TEAM RPI		ADJ RPI		CONF. RPI		ADJ CONF. RPI	
DIV. I ONLY		1-9-0		.1 315		1-9-0		222		294		311		.36047 312		28		28	
DIV. I NON-CONF.		1-9-0		.1 314		1-9-0		223		294		311		.36047 312		28		28	
TOTALS		RPI 1-25		RPI 26-50		W-L RECORDS		RPI 51-100		RPI 101-150		RPI 150+							
1-9-0		0-0-0		0-0-0		OVERALL		0-1-0		0-2-0		1-6-0							
1-3-0		0-0-0		0-0-0		HOME		0-0-0		0-0-0		1-3-0							
0-4-0		0-0-0		0-0-0		AWAY		0-1-0		0-1-0		0-2-0							
0-2-0		0-0-0		0-0-0		NEUTRAL		0-0-0		0-1-0		0-1-0							
1-9-0		0-0-0		0-0-0		NON-CONFERENCE		0-1-0		0-2-0		1-6-0							
1-3-0		0-0-0		0-0-0		HOME		0-0-0		0-0-0		1-3-0							
0-4-0		0-0-0		0-0-		AWAY		0-1-0		0-1-0		0-2-0							
0-2-0		0-0-0		0-0-0		NEUTRAL		0-0-0		0-1-0		0-1-0							
0-0-0		0-0-0		0-0-0		CONFERENCE		0-0-0		0-0-0		0-0-0							
0-0-0		0-0-0		0-0-0		HOME		0-0-0		0-0-0		0-0-0							
0-0-0		0-0-0		0-0-0		AWAY		0-0-0		0-0-0		0-0-0							
0-0-0		0-0-0		0-0-0		NEUTRAL		0-0-0		0-0-0		0-0-0							
RPI	S	Opponent		Score	RPI	S	Opponent		Score	RPI	S	Opponent		Score					
							60	A	Temple	0	3	101	A	George Washington	0	6			
												150	N	Loyola Maryland	0	2			
												159	N	UMBC	0	6			
												167	A	Bucknell	1	7			
												191	H	Penn	0	1			
												223	H	Lehigh	0	1			
												292	A	American	0	3			
												301	H	Delaware St.	0	2			
												325	H	Howard	3	1			
LAST 10 GAMES																			
							159	N	UMBC	0	6	325	H	Howard	3	1			
							167	A	Bucknell	1	7	150	N	Loyola Maryland	0	2			
							301	H	Delaware St.	0	2	292	A	American	0	3			
							191	H	Penn	0	1	60	A	Temple	0	3			
							223	H	Lehigh	0	1	101	A	George Washington	0	6			

Non-Div. I Games:

Mt. St. Mary's

Average RPI Win:	0	WON-LOST	WINNING	LAST 10	STRENGTH OF	OPP. STRENGTH	TEAM	ADJ	CONF.	ADJ CONF.		
Average RPI Loss:	188	RECORD	PCT. RANK	GAMES	SCHEDULE	OF SCHEDULE	RPI	RPI	RPI	RPI		
DIV. I ONLY	0-9-1	.05	319	0-9-1	223	278	314	.35291	313	28	28	
DIV. I NON-CONF.	0-9-1	.05	318	0-9-1	224	279	314	.35291	313	28	28	
<hr/>												
TOTALS	RPI 1-25	RPI 26-50		W-L RECORDS		RPI 51-100		RPI 101-150		RPI 150+		
0-9-1	0-0-0	0-0-0		OVERALL		0-2-0		0-0-0		0-7-1		
0-4-0	0-0-0	0-0-0		HOME		0-0-0		0-0-0		0-4-0		
0-4-1	0-0-0	0-0-0		AWAY		0-2-0		0-0-0		0-2-1		
0-1-0	0-0-0	0-0-0		NEUTRAL		0-0-0		0-0-0		0-1-0		
<hr/>												
0-9-1	0-0-0	0-0-0		NON-CONFERENCE		0-2-0		0-0-0		0-7-1		
0-4-0	0-0-0	0-0-0		HOME		0-0-0		0-0-0		0-4-0		
0-4-1	0-0-0	0-0-		AWAY		0-2-0		0-0-0		0-2-1		
0-1-0	0-0-0	0-0-0		NEUTRAL		0-0-0		0-0-0		0-1-0		
<hr/>												
0-0-0	0-0-0	0-0-0		CONFERENCE		0-0-0		0-0-0		0-0-0		
0-0-0	0-0-0	0-0-0		HOME		0-0-0		0-0-0		0-0-0		
0-0-0	0-0-0	0-0-0		AWAY		0-0-0		0-0-0		0-0-0		
0-0-0	0-0-0	0-0-0		NEUTRAL		0-0-0		0-0-0		0-0-0		
<hr/>												
RPI	S	Opponent	Score	RPI	S	Opponent	Score	RPI	S	Opponent	Score	
								92	A	UNLV	0	3
								95	A	Cincinnati	0	5
								171	H	Duquesne	0	2
								181	A	St. John's (NY)	0	3
								191	A	Penn	1	1
								193	N	Kent St.	0	1
								196	H	Delaware	0	1
								224	H	Longwood	1	3
269	H	Oakland	1	4								
271	A	Wright St.	1	2								
<hr/>												
LAST 10 GAMES												
224	H	Longwood	1	3	269	H	Oakland	1	4			
191	A	Penn	1	1	171	H	Duquesne	0	2			
95	A	Cincinnati	0	5	193	N	Kent St.	0	1			
271	A	Wright St.	1	2	196	H	Delaware	0	1			
92	A	UNLV	0	3	181	A	St. John's (NY)	0	3			

Non-Div. I Games:

Saint Francis (PA)

[illegible]

Non-Div. I Games:

Northern Ill.

Average RPI Win: 287		WON-LOST RECORD		WINNING PCT. RANK		LAST 10 GAMES		STRENGTH OF SCHEDULE		OPP. STRENGTH OF SCHEDULE		TEAM RPI		ADJ RPI		CONF. RPI		ADJ CONF. RPI	
Average RPI Loss: 192																			
DIV. I ONLY		2-4-1		.35714 240		2-4-1		325		271		316		.34871 315		30		30	
DIV. I NON-CONF.		2-4-1		.35714 240		2-4-1		325		273		316		.34871 315		30		30	
TOTALS		RPI 1-25		RPI 26-50		W-L RECORDS		RPI 51-100		RPI 101-150		RPI 150+							
2-4-1		0-0-0		0-0-0		OVERALL		0-0-0		0-1-0		2-3-1							
1-2-0		0-0-0		0-0-0		HOME		0-0-0		0-0-0		1-2-0							
1-2-1		0-0-0		0-0-0		AWAY		0-0-0		0-1-0		1-1-1							
0-0-0		0-0-0		0-0-0		NEUTRAL		0-0-0		0-0-0		0-0-0							
2-4-1		0-0-0		0-0-0		NON-CONFERENCE		0-0-0		0-1-0		2-3-1							
1-2-0		0-0-0		0-0-0		HOME		0-0-0		0-0-0		1-2-0							
1-2-1		0-0-0		0-0-		AWAY		0-0-0		0-1-0		1-1-1							
0-0-0		0-0-0		0-0-0		NEUTRAL		0-0-0		0-0-0		0-0-0							
0-0-0		0-0-0		0-0-0		CONFERENCE		0-0-0		0-0-0		0-0-0							
0-0-0		0-0-0		0-0-0		HOME		0-0-0		0-0-0		0-0-0							
0-0-0		0-0-0		0-0-0		AWAY		0-0-0		0-0-0		0-0-0							
0-0-0		0-0-0		0-0-0		NEUTRAL		0-0-0		0-0-0		0-0-0							
RPI	S	Opponent		Score	RPI	S	Opponent		Score	RPI	S	Opponent		Score					

Non-Div. I Games: Southern Va. 7 0

Radford

Average RPI Win:	328	WON-LOST RECORD	WINNING PCT. RANK	LAST 10 GAMES	STRENGTH OF SCHEDULE	OPP. STRENGTH OF SCHEDULE	TEAM RPI	ADJ RPI	CONF. RPI	ADJ CONF. RPI	
Average RPI Loss:	205	2-8-0	.2 295	1-2-0	275	319	315	.34563 316	32	32	
DIV. I ONLY		2-8-0	.2 292	1-2-0	273	319	315	.34563 316	32	32	
DIV. I NON-CONF.		2-8-0									
<hr/>											
TOTALS	RPI 1-25	RPI 26-50		W-L RECORDS		RPI 51-100		RPI 101-150		RPI 150+	
2-8-0	0-0-0	0-0-0		OVERALL		0-0-0		0-1-0		2-7-0	
2-3-0	0-0-0	0-0-0		HOME		0-0-0		0-1-0		2-2-0	
0-5-0	0-0-0	0-0-0		AWAY		0-0-0		0-0-0		0-5-0	
0-0-0	0-0-0	0-0-0		NEUTRAL		0-0-0		0-0-0		0-0-0	
<hr/>											
2-8-0	0-0-0	0-0-0		NON-CONFERENCE		0-0-0		0-1-0		2-7-0	
2-3-0	0-0-0	0-0-0		HOME		0-0-0		0-1-0		2-2-0	
0-5-0	0-0-0	0-0-		AWAY		0-0-0		0-0-0		0-5-0	
0-0-0	0-0-0	0-0-0		NEUTRAL		0-0-0		0-0-0		0-0-0	
<hr/>											
0-0-0	0-0-0	0-0-0		CONFERENCE		0-0-0		0-0-0		0-0-0	
0-0-0	0-0-0	0-0-0		HOME		0-0-0		0-0-0		0-0-0	
0-0-0	0-0-0	0-0-0		AWAY		0-0-0		0-0-0		0-0-0	
0-0-0	0-0-0	0-0-0		NEUTRAL		0-0-0		0-0-0		0-0-0	
<hr/>											
RPI S	Opponent	Score	RPI S	Opponent	Score	RPI S	Opponent	Score	RPI S	Opponent	Score
									108 H	Manhattan	0 1
									154 A	Rider	1 2
									155 A	Central Conn. St.	0 2
									156 H	Hartford	0 1
									164 H	Monmouth	0 2
									281 A	Iona	1 2
									303 A	Citadel	1 2
									321 A	Charleston So.	1 2
									324 H	Saint Peter's	2 0
									332 H	Canisius	1 0
			LAST 10 GAMES								

Non-Div. I Games:

NJIT

Average RPI Win: 304		WON-LOST	WINNING	LAST 10	STRENGTH OF		OPP. STRENGTH	TEAM	ADJ	CONF.	ADJ CONF.
Average RPI Loss: 199		RECORD	PCT. RANK	GAMES	SCHEDULE		OF SCHEDULE	RPI	RPI	RPI	RPI
DIV. I ONLY		4-1-2	.71429	52	4-1-2		332	104	317	.34521	317
DIV. I NON-CONF.		4-1-2	.71429	56	4-1-2		332	99	317	.34521	317
TOTALS		RPI 1-25	RPI 26-50		W-L RECORDS		RPI 51-100		RPI 101-150		RPI 150+
4-1-2		0-0-0	0-0-0		OVERALL		0-0-0		0-0-0		4-1-2
0-0-0		0-0-0	0-0-0		HOME		0-0-0		0-0-0		0-0-0
4-0-2		0-0-0	0-0-0		AWAY		0-0-0		0-0-0		4-0-2
0-1-0		0-0-0	0-0-0		NEUTRAL		0-0-0		0-0-0		0-1-0
4-1-2		0-0-0	0-0-0		NON-CONFERENCE		0-0-0		0-0-0		4-1-2
0-0-0		0-0-0	0-0-0		HOME		0-0-0		0-0-0		0-0-0
4-0-2		0-0-0	0-0-		AWAY		0-0-0		0-0-0		4-0-2
0-1-0		0-0-0	0-0-0		NEUTRAL		0-0-0		0-0-0		0-1-0
0-0-0		0-0-0	0-0-0		CONFERENCE		0-0-0		0-0-0		0-0-0
0-0-0		0-0-0	0-0-0		HOME		0-0-0		0-0-0		0-0-0
0-0-0		0-0-0	0-0-0		AWAY		0-0-0		0-0-0		0-0-0
0-0-0		0-0-0	0-0-0		NEUTRAL		0-0-0		0-0-0		0-0-0
RPI	S	Opponent	Score	RPI	S	Opponent	Score	RPI	S	Opponent	Score
								199	N	Abilene Christian	1 5
								273	A	Jackson St.	1 1
								278	A	Grambling	4 0
								280	A	Southern U.	2 0
								298	A	Texas Southern	0 0
								327	A	Prairie View	3 1
								329	A	Incarnate Word	2 1
				LAST 10 GAMES							
				298	A	Texas Southern	0 0	199	N	Abilene Christian	1 5
				329	A	Incarnate Word	2 1	327	A	Prairie View	3 1
								278	A	Grambling	4 0
								273	A	Jackson St.	1 1
								280	A	Southern U.	2 0

Non-Div. I Games: Our Lady Of The Lake 1 0 Huston-Tillotson 2 1 Tex. A&M Int'l 0 0 Tex.-Pan American

Average RPI Win: 320		WON-LOST RECORD		WINNING PCT. RANK		LAST 10 GAMES		STRENGTH OF SCHEDULE		OPP. STRENGTH OF SCHEDULE		TEAM RPI		ADJ RPI		CONF. RPI		ADJ CONF. RPI	
DIV. I ONLY		2-6-0		.25 277		2-6-0		306		310		319		.339 318		22		21	
DIV. I NON-CONF.		2-6-0		.25 277		2-6-0		304		309		319		.339 318		23		22	
TOTALS		RPI 1-25		RPI 26-50		W-L RECORDS		RPI 51-100		RPI 101-150		RPI 150+							
2-6-0		0-0-0		0-0-0		OVERALL		0-0-0		0-0-0		2-6-0							
2-1-0		0-0-0		0-0-0		HOME		0-0-0		0-0-0		2-1-0							
0-4-0		0-0-0		0-0-0		AWAY		0-0-0		0-0-0		0-4-0							
0-1-0		0-0-0		0-0-0		NEUTRAL		0-0-0		0-0-0		0-1-0							
2-6-0		0-0-0		0-0-0		NON-CONFERENCE		0-0-0		0-0-0		2-6-0							
2-1-0		0-0-0		0-0-0		HOME		0-0-0		0-0-0		2-1-0							
0-4-0		0-0-0		0-0-		AWAY		0-0-0		0-0-0		0-4-0							
0-1-0		0-0-0		0-0-0		NEUTRAL		0-0-0		0-0-0		0-1-0							
0-0-0		0-0-0		0-0-0		CONFERENCE		0-0-0		0-0-0		0-0-0							
0-0-0		0-0-0		0-0-0		HOME		0-0-0		0-0-0		0-0-0							
0-0-0		0-0-0		0-0-0		AWAY		0-0-0		0-0-0		0-0-0							
0-0-0		0-0-0		0-0-0		NEUTRAL		0-0-0		0-0-0		0-0-0							
RPI	S	Opponent		Score		RPI	S	Opponent		Score		RPI	S	Opponent		Score			
													S	Opponent		Score			
													S	Opponent		Score			
													S	Opponent		Score			
													S	Opponent		Score			
													S	Opponent		Score			
													S	Opponent		Score			
													S	Opponent		Score			
													S	Opponent		Score			
													S	Opponent		Score			
													S	Opponent		Score			
													S	Opponent		Score			
													S	Opponent		Score			
													S	Opponent		Score			
													S	Opponent		Score			
													S	Opponent		Score			
													S	Opponent		Score			
													S	Opponent		Score			
													S	Opponent		Score			
													S	Opponent		Score			
													S	Opponent		Score			
													S	Opponent		Score			
													S	Opponent		Score			
													S	Opponent		Score			
													S	Opponent		Score			
													S	Opponent		Score			
													S	Opponent		Score			
													S	Opponent		Score			
													S	Opponent		Score			
													S	Opponent		Score			
													S	Opponent		Score			
													S	Opponent		Score			
													S	Opponent		Score			
													S	Opponent		Score			
													S	Opponent		Score			
													S	Opponent		Score			
													S	Opponent		Score			
													S	Opponent		Score			
													S	Opponent					

Non-Div. I Games:

Omaha

Average RPI Win:	0	WON-LOST	WINNING	LAST 10	STRENGTH OF	OPP. STRENGTH	TEAM	ADJ	CONF.	ADJ CONF.		
Average RPI Loss:	211 <th>RECORD</th> <th>PCT. RANK</th> <th>GAMES</th> <th>SCHEDULE</th> <th>OF SCHEDULE</th> <th>RPI</th> <th>RPI</th> <th>RPI</th> <th>RPI</th>	RECORD	PCT. RANK	GAMES	SCHEDULE	OF SCHEDULE	RPI	RPI	RPI	RPI		
DIV. I ONLY		0-7-0	0	320	0-7-0	165	323	318	.33885	319	31	31
DIV. I NON-CONF.		0-7-0	0	319	0-7-0	160	323	318	.33885	319	31	31
<hr/>												
TOTALS	RPI 1-25	RPI 26-50		W-L RECORDS		RPI 51-100		RPI 101-150		RPI 150+		
0-7-0	0-0-0	0-1-0		OVERALL		0-0-0		0-0-0		0-6-0		
0-2-0	0-0-0	0-0-0		HOME		0-0-0		0-0-0		0-2-0		
0-3-0	0-0-0	0-1-0		AWAY		0-0-0		0-0-0		0-2-0		
0-2-0	0-0-0	0-0-0		NEUTRAL		0-0-0		0-0-0		0-2-0		
0-7-0	0-0-0	0-1-0		NON-CONFERENCE		0-0-0		0-0-0		0-6-0		
0-2-0	0-0-0	0-0-0		HOME		0-0-0		0-0-0		0-2-0		
0-3-0	0-0-0	0-0-		AWAY		0-0-0		0-0-0		0-2-0		
0-2-0	0-0-0	0-0-0		NEUTRAL		0-0-0		0-0-0		0-2-0		
0-0-0	0-0-0	0-0-0		CONFERENCE		0-0-0		0-0-0		0-0-0		
0-0-0	0-0-0	0-0-0		HOME		0-0-0		0-0-0		0-0-0		
0-0-0	0-0-0	0-0-0		AWAY		0-0-0		0-0-0		0-0-0		
0-0-0	0-0-0	0-0-0		NEUTRAL		0-0-0		0-0-0		0-0-0		
RPI	S	Opponent	Score	RPI	S	Opponent	Score	RPI	S	Opponent	Score	
				45	A	Southern California	0 9					
								158	A	UALR	1 7	
								192	N	Nicholls St.	0 8	
								222	H	La.-Monroe	0 7	
								235	N	South Dakota	0 11	
								299	A	Arkansas St.	0 8	
								328	H	Chicago St.	1 4	
				LAST 10 GAMES								
				158	A	UALR	1 7	299	A	Arkansas St.	0 8	
				222	H	La.-Monroe	0 7	45	A	Southern California	0 9	
				192	N	Nicholls St.	0 8					
				235	N	South Dakota	0 11					
				328	H	Chicago St.	1 4					

Non-Div. I Games: Tex. A&M-Texarkana 1 4 Williams Baptist 3 0

Ark.-Pine Bluff

Quinnipiac

Through Games Of Sept. 21, 2014

Average RPI Win: 265		WON-LOST	WINNING	LAST 10	STRENGTH OF	OPP. STRENGTH	TEAM	ADJ	CONF.	ADJ CONF.		
Average RPI Loss: 207		RECORD	PCT. RANK	GAMES	SCHEDULE	OF SCHEDULE	RPI	RPI	RPI	RPI		
DIV. I ONLY		1-5-0	.16667	300	0-1-0	307	209	320	.33174	320	26	26
DIV. I NON-CONF.		1-5-0	.16667	297	0-1-0	305	209	320	.33174	320	26	26
<hr/>												
TOTALS		RPI 1-25		RPI 26-50		W-L RECORDS		RPI 51-100		RPI 101-150		RPI 150+
1-5-0		0-0-0		0-0-0		OVERALL		0-0-0		0-2-0		1-3-0
1-0-0		0-0-0		0-0-0		HOME		0-0-0		0-0-0		1-0-0
0-5-0		0-0-0		0-0-0		AWAY		0-0-0		0-1-0		0-3-0
0-0-0		0-0-0		0-0-0		NEUTRAL		0-0-0		0-0-0		0-0-0
1-5-0		0-0-0		0-0-0		NON-CONFERENCE		0-0-0		0-2-0		1-3-0
1-0-0		0-0-0		0-0-0		HOME		0-0-0		0-0-0		1-0-0
0-5-0		0-0-0		0-0-		AWAY		0-0-0		0-2-0		0-3-0
0-0-0		0-0-0		0-0-0		NEUTRAL		0-0-0		0-0-0		0-0-0
0-0-0		0-0-0		0-0-0		CONFERENCE		0-0-0		0-0-0		0-0-0
0-0-0		0-0-0		0-0-0		HOME		0-0-0		0-0-0		0-0-0
0-0-0		0-0-0		0-0-0		AWAY		0-0-0		0-0-0		0-0-0
0-0-0		0-0-0		0-0-0		NEUTRAL		0-0-0		0-0-0		0-0-0
RPI	S	Opponent	Score	RPI	S	Opponent	Score	RPI	S	Opponent	Score	

Non-Div. I Games:

Quinnipiac

Average RPI Win: 316		WON-LOST RECORD		WINNING PCT. RANK		LAST 10 GAMES		STRENGTH OF SCHEDULE		OPP. STRENGTH OF SCHEDULE		TEAM RPI		ADJ RPI		CONF. RPI		ADJ CONF. RPI	
Average RPI Loss: 235		3-4-0		.42857 214		3-4-0		330		290		322		.329 321		30		30	
DIV. I ONLY		3-4-0		.42857 211		3-4-0		330		291		322		.329 321		30		30	
DIV. I NON-CONF.		3-4-0		.42857 211		3-4-0		330		291		322		.329 321		30		30	
TOTALS		RPI 1-25		RPI 26-50		W-L RECORDS		RPI 51-100		RPI 101-150		RPI 150+							
3-4-0		0-0-0		0-0-0		OVERALL		0-0-0		0-1-0		3-3-0							
3-1-0		0-0-0		0-0-0		HOME		0-0-0		0-1-0		3-0-0							
0-3-0		0-0-0		0-0-0		AWAY		0-0-0		0-0-0		0-3-0							
0-0-0		0-0-0		0-0-0		NEUTRAL		0-0-0		0-0-0		0-0-0							
3-4-0		0-0-0		0-0-0		NON-CONFERENCE		0-0-0		0-1-0		3-3-0							
3-1-0		0-0-0		0-0-0		HOME		0-0-0		0-1-0		3-0-0							
0-3-0		0-0-0		0-0-		AWAY		0-0-0		0-0-0		0-3-0							
0-0-0		0-0-0		0-0-0		NEUTRAL		0-0-0		0-0-0		0-0-0							
0-0-0		0-0-0		0-0-0		CONFERENCE		0-0-0		0-0-0		0-0-0							
0-0-0		0-0-0		0-0-0		HOME		0-0-0		0-0-0		0-0-0							
0-0-0		0-0-0		0-0-0		AWAY		0-0-0		0-0-0		0-0-0							
0-0-0		0-0-0		0-0-0		NEUTRAL		0-0-0		0-0-0		0-0-0							
RPI	S	Opponent		Score	RPI	S	Opponent		Score	RPI	S	Opponent		Score					
										126	H	Richmond	1	3					
										234	A	Col. of Charleston	1	2					
										276	A	Stetson	0	1					
										302	H	North Florida	1	0					
										303	A	Citadel	1	3					
										316	H	NJIT	2	1					
										331	H	South Carolina St.	2	0					
LAST 10 GAMES																			
										276	A	Stetson	0	1					
										331	H	South Carolina St.	2	0					
										303	A	Citadel	1	3					
										316	H	NJIT	2	1					
										234	A	Col. of Charleston	1	2					
										126	H	Richmond	1	3					
										302	H	North Florida	1	0					

Non-Div. I Games: SCAD 3 1

Charleston So.

Average RPI Win: 329		WON-LOST RECORD		WINNING PCT. RANK		LAST 10 GAMES		STRENGTH OF SCHEDULE		OPP. STRENGTH OF SCHEDULE		TEAM RPI		ADJ RPI		CONF. RPI		ADJ CONF. RPI	
DIV. I ONLY		2-7-0		.22222 284		2-7-0		290		328		321		.32268 322		20		20	
DIV. I NON-CONF.		2-7-0		.22222 284		2-7-0		287		327		321		.32268 322		20		20	
TOTALS		RPI 1-25		RPI 26-50		W-L RECORDS		RPI 51-100		RPI 101-150		RPI 150+							
2-7-0		0-0-0		0-0-0		OVERALL		0-1-0		0-0-0		2-6-0							
0-4-0		0-0-0		0-0-0		HOME		0-1-0		0-0-0		0-3-0							
2-3-0		0-0-0		0-0-0		AWAY		0-0-0		0-0-0		2-3-0							
0-0-0		0-0-0		0-0-0		NEUTRAL		0-0-0		0-0-0		0-0-0							
2-7-0		0-0-0		0-0-0		NON-CONFERENCE		0-1-0		0-0-0		2-6-0							
0-4-0		0-0-0		0-0-0		HOME		0-1-0		0-0-0		0-3-0							
2-3-0		0-0-0		0-0-		AWAY		0-0-0		0-0-0		2-3-0							
0-0-0		0-0-0		0-0-0		NEUTRAL		0-0-0		0-0-0		0-0-0							
0-0-0		0-0-0		0-0-0		CONFERENCE		0-0-0		0-0-0		0-0-0							
0-0-0		0-0-0		0-0-0		HOME		0-0-0		0-0-0		0-0-0							
0-0-0		0-0-0		0-0-0		AWAY		0-0-0		0-0-0		0-0-0							
0-0-0		0-0-0		0-0-0		NEUTRAL		0-0-0		0-0-0		0-0-0							
RPI	S	Opponent		Score	RPI	S	Opponent		Score	RPI	S	Opponent		Score					
							72	H	Furman	0	3	208	A	East Tenn. St.	0	5			
												275	H	Presbyterian	0	1			
												279	A	Alabama St.	0	1			
												303	A	Citadel	0	1			
												306	H	Gardner-Webb	0	1			
												310	H	UNC Asheville	0	1			
												326	A	VMI	1	0			
												331	A	South Carolina St.	4	1			
LAST 10 GAMES																			
							306	H	Gardner-Webb	0	1	326	A	VMI	1	0			
							72	H	Furman	0	3	208	A	East Tenn. St.	0	5			
							331	A	South Carolina St.	4	1	310	H	UNC Asheville	0	1			
							275	H	Presbyterian	0	1	303	A	Citadel	0	1			
							279	A	Alabama St.	0	1								

Non-Div. I Games:

USC Upstate

Average RPI Win:		0	WON-LOST		WINNING		LAST 10		STRENGTH OF		OPP. STRENGTH		TEAM		ADJ		CONF.		ADJ CONF.				
Average RPI Loss:		246	RECORD		PCT. RANK		GAMES		SCHEDULE		OF SCHEDULE		RPI		RPI		RPI		RPI				
DIV. I ONLY			0-8-0		0	320	0-2-0		179		330		323		.3212		323	31		31			
DIV. I NON-CONF.			0-8-0		0	319	0-2-0		176		330		323		.3212		323	31		31			
TOTALS		RPI 1-25		RPI 26-50		W-L RECORDS		RPI 51-100		RPI 101-150		RPI 150+											
0-8-0		0-0-0		0-0-0		OVERALL		0-0-0		0-0-0		0-8-0											
0-3-0		0-0-0		0-0-0		HOME		0-0-0		0-0-0		0-3-0											
0-5-0		0-0-0		0-0-0		AWAY		0-0-0		0-0-0		0-4-0											
0-0-0		0-0-0		0-0-0		NEUTRAL		0-0-0		0-0-0		0-0-0											
0-8-0		0-0-0		0-0-0		NON-CONFERENCE		0-0-0		0-0-0		0-8-0											
0-3-0		0-0-0		0-0-0		HOME		0-0-0		0-0-0		0-3-0											
0-5-0		0-0-0		0-0-		AWAY		0-0-0		0-0-0		0-5-0											
0-0-0		0-0-0		0-0-0		NEUTRAL		0-0-0		0-0-0		0-0-0											
0-0-0		0-0-0		0-0-0		CONFERENCE		0-0-0		0-0-0		0-0-0											
0-0-0		0-0-0		0-0-0		HOME		0-0-0		0-0-0		0-0-0											
0-0-0		0-0-0		0-0-0		AWAY		0-0-0		0-0-0		0-0-0											
0-0-0		0-0-0		0-0-0		NEUTRAL		0-0-0		0-0-0		0-0-0											
RPI	S	Opponent		Score		RPI	S	Opponent		Score		RPI	S	Opponent		Score							
														203 A Lipscomb		0		7					
														206 H South Ala.		2		6					
														208 A East Tenn. St.		0		12					
														209 A Mercer		0		7					
														252 H Southern Miss.		1		3					
														284 A Eastern Ky.		0		7					
														295 A Winthrop		0		9					
														310 H UNC Asheville		2		3					
						LAST 10 GAMES																	
		206 H South Ala.		2		6				310 H UNC Asheville		2		3									
		295 A Winthrop		0		9				284 A Eastern Ky.		0		7									
		208 A East Tenn. St.		0		12				252 H Southern Miss.		1		3									
		209 A Mercer		0		7																	
		203 A Lipscomb		0		7																	

Average RPI Win:	332	WON-LOST	WINNING	LAST 10	STRENGTH OF	OPP. STRENGTH	TEAM	ADJ	CONF.	ADJ CONF.		
Average RPI Loss:	221	RECORD	PCT. RANK	GAMES	SCHEDULE	OF SCHEDULE	RPI	RPI	RPI	RPI		
DIV. I ONLY		1-7-0	.125	307	1-7-0	319	283	325	.29304	324	26	26
DIV. I NON-CONF.		0-7-0	0	319	0-7-0	301	248	325	.28925	325	26	26
<hr/>												
TOTALS	RPI 1-25	RPI 26-50		W-L RECORDS		RPI 51-100		RPI 101-150		RPI 150+		
1-7-0	0-0-0	0-0-0		OVERALL		0-0-0		0-1-0		1-6-0		
1-1-0	0-0-0	0-0-0		HOME		0-0-0		0-0-0		1-1-0		
0-6-0	0-0-0	0-0-0		AWAY		0-0-0		0-1-0		0-5-0		
0-0-0	0-0-0	0-0-0		NEUTRAL		0-0-0		0-0-0		0-0-0		
<hr/>												
0-7-0	0-0-0	0-0-0		NON-CONFERENCE		0-0-0		0-1-0		0-6-0		
0-1-0	0-0-0	0-0-0		HOME		0-0-0		0-0-0		0-1-0		
0-6-0	0-0-0	0-0-		AWAY		0-0-0		0-1-0		0-5-0		
0-0-0	0-0-0	0-0-0		NEUTRAL		0-0-0		0-0-0		0-0-0		
<hr/>												
1-0-0	0-0-0	0-0-0		CONFERENCE		0-0-0		0-0-0		1-0-0		
1-0-0	0-0-0	0-0-0		HOME		0-0-0		0-0-0		1-0-0		
0-0-0	0-0-0	0-0-0		AWAY		0-0-0		0-0-0		0-0-0		
0-0-0	0-0-0	0-0-0		NEUTRAL		0-0-0		0-0-0		0-0-0		
<hr/>												
RPI	S	Opponent	Score	RPI	S	Opponent	Score	RPI	S	Opponent	Score	
								129	A	Yale	1	5
								184	A	Fairleigh Dickinson	0	8
								189	A	Sacred Heart	0	4
								229	A	Albany (NY)	0	5
								241	A	Wagner	0	2
								257	H	Lafayette	0	4
								316	A	NJIT	0	2
								332	H	Canisius	3	1
<hr/>												
LAST 10 GAMES												
189 A Sacred Heart				0	4	332 H Canisius				3	1	
241 A Wagner				0	2	129 A Yale				1	5	
257 H Lafayette				0	4	229 A Albany (NY)				0	5	
						316 A NJIT				0	2	
						184 A Fairleigh Dickinson				0	8	

Non-Div. I Games:

Saint Peter's

Average RPI Win: 0		WON-LOST	WINNING	LAST 10	STRENGTH OF		OPP. STRENGTH	TEAM	ADJ		CONF.	ADJ CONF.
Average RPI Loss: 239		RECORD	PCT. RANK	GAMES	SCHEDULE		OF SCHEDULE	RPI	RPI		RPI	RPI
DIV. I ONLY		0-7-1	.0625 318	0-7-1	292		320	324	.29217 325		31	31
DIV. I NON-CONF.		0-7-1	.0625 317	0-7-1	289		320	324	.29217 324		31	31
TOTALS		RPI 1-25	RPI 26-50		W-L RECORDS		RPI 51-100		RPI 101-150		RPI 150+	
0-7-1		0-0-0	0-0-0		OVERALL		0-0-0		0-1-0		0-6-1	
0-4-1		0-0-0	0-0-0		HOME		0-0-0		0-1-0		0-3-1	
0-3-0		0-0-0	0-0-0		AWAY		0-0-0		0-0-0		0-3-0	
0-0-0		0-0-0	0-0-0		NEUTRAL		0-0-0		0-0-0		0-0-0	
0-7-1		0-0-0	0-0-0		NON-CONFERENCE		0-0-0		0-1-0		0-6-1	
0-4-1		0-0-0	0-0-0		HOME		0-0-0		0-1-0		0-3-1	
0-3-0		0-0-0	0-0-		AWAY		0-0-0		0-0-0		0-3-0	
0-0-0		0-0-0	0-0-0		NEUTRAL		0-0-0		0-0-0		0-0-0	
0-0-0		0-0-0	0-0-0		CONFERENCE		0-0-0		0-0-0		0-0-0	
0-0-0		0-0-0	0-0-0		HOME		0-0-0		0-0-0		0-0-0	
0-0-0		0-0-0	0-0-0		AWAY		0-0-0		0-0-0		0-0-0	
0-0-0		0-0-0	0-0-0		NEUTRAL		0-0-0		0-0-0		0-0-0	
RPI S	Opponent	Score	RPI S	Opponent	Score	RPI S	Opponent	Score	RPI S	Opponent	Score	
									150 H	Loyola Maryland	0	1
									159 H	UMBC	0	1
									208 H	East Tenn. St.	3	4
									224 H	Longwood	0	1
									292 A	American	0	3
									312 A	Mt. St. Mary's	1	3
									315 H	Radford	1	1
									326 A	VMI	1	2
LAST 10 GAMES												
	312 A	Mt. St. Mary's	1	3		208 H	East Tenn. St.	3	4			
	224 H	Longwood	0	1		292 A	American	0	3			
	326 A	VMI	1	2		315 H	Radford	1	1			
						150 H	Loyola Maryland	0	1			
						159 H	UMBC	0	1			

Non-Div. I Games:

Howard

Average RPI Win:	325	WON-LOST RECORD	WINNING PCT. RANK		LAST 10 GAMES	STRENGTH OF SCHEDULE		OPP. STRENGTH OF SCHEDULE		TEAM RPI	ADJ RPI	CONF. RPI	ADJ CONF. RPI				
Average RPI Loss:	255		1-7-0	.125	307	1-7-0	314	321	326	.28349	326	21	22				
DIV. I ONLY		1-7-0	.125	307	1-7-0	315	321	327	.28349	327	22	23					
DIV. I NON-CONF.																	
<hr/>																	
TOTALS		RPI 1-25		RPI 26-50		W-L RECORDS		RPI 51-100		RPI 101-150		RPI 150+					
1-7-0		0-0-0		0-0-0		OVERALL		0-1-0		0-0-0		1-6-0					
1-3-0		0-0-0		0-0-0		HOME		0-0-0		0-0-0		1-3-0					
0-3-0		0-0-0		0-0-0		AWAY		0-1-0		0-0-0		0-2-0					
0-1-0		0-0-0		0-0-0		NEUTRAL		0-0-0		0-0-0		0-1-0					
1-7-0		0-0-0		0-0-0		NON-CONFERENCE		0-1-0		0-0-0		1-6-0					
1-3-0		0-0-0		0-0-0		HOME		0-0-0		0-0-0		1-3-0					
0-3-0		0-0-0		0-0-		AWAY		0-1-0		0-0-0		0-2-0					
0-1-0		0-0-0		0-0-0		NEUTRAL		0-0-0		0-0-0		0-1-0					
0-0-0		0-0-0		0-0-0		CONFERENCE		0-0-0		0-0-0		0-0-0					
0-0-0		0-0-0		0-0-0		HOME		0-0-0		0-0-0		0-0-0					
0-0-0		0-0-0		0-0-0		AWAY		0-0-0		0-0-0		0-0-0					
0-0-0		0-0-0		0-0-0		NEUTRAL		0-0-0		0-0-0		0-0-0					
RPI	S	Opponent	Score	RPI	S	Opponent	Score	RPI	S	Opponent	Score	RPI	S	Opponent	Score		
								85	A	Cornell	0	5	224	A	Longwood	0	4
													242	N	St. Bonaventure	0	2
													289	A	Youngstown St.	0	2
													306	H	Gardner-Webb	1	3
													315	H	Radford	0	1
													322	H	USC Upstate	0	1
													325	H	Howard	2	1
<hr/>																	
LAST 10 GAMES																	
				322	H	USC Upstate	0	1	306	H	Gardner-Webb	1	3				
				315	H	Radford	0	1	224	A	Longwood	0	4				
				242	N	St. Bonaventure	0	2	289	A	Youngstown St.	0	2				
				85	A	Cornell	0	5	325	H	Howard	2	1				

Non-Div. I Games:

VMI

Average RPI Win:	329	WON-LOST	WINNING	LAST 10	STRENGTH OF	OPP. STRENGTH	TEAM	ADJ	CONF.	ADJ CONF.		
Average RPI Loss:	264	RECORD	PCT. RANK	GAMES	SCHEDULE	OF SCHEDULE	RPI	RPI	RPI	RPI		
DIV. I ONLY		1-5-0	.16667	300	1-5-0	323	322	327	.27744	327	31	31
DIV. I NON-CONF.		1-5-0	.16667	297	1-5-0	324	322	328	.27744	328	31	31

TOTALS	RPI 1-25	RPI 26-50		W-L RECORDS		RPI 51-100		RPI 101-150		RPI 150+		
1-5-0	0-0-0	0-0-0		OVERALL		0-0-0		0-0-0		1-5-0		
1-2-0	0-0-0	0-0-0		HOME		0-0-0		0-0-0		1-2-0		
0-3-0	0-0-0	0-0-0		AWAY		0-0-0		0-0-0		0-3-0		
0-0-0	0-0-0	0-0-0		NEUTRAL		0-0-0		0-0-0		0-0-0		
1-5-0	0-0-0	0-0-0		NON-CONFERENCE		0-0-0		0-0-0		1-5-0		
1-2-0	0-0-0	0-0-0		HOME		0-0-0		0-0-0		1-2-0		
0-3-0	0-0-0	0-0-		AWAY		0-0-0		0-0-0		0-3-0		
0-0-0	0-0-0	0-0-0		NEUTRAL		0-0-0		0-0-0		0-0-0		
0-0-0	0-0-0	0-0-0		CONFERENCE		0-0-0		0-0-0		0-0-0		
0-0-0	0-0-0	0-0-0		HOME		0-0-0		0-0-0		0-0-0		
0-0-0	0-0-0	0-0-0		AWAY		0-0-0		0-0-0		0-0-0		
0-0-0	0-0-0	0-0-0		NEUTRAL		0-0-0		0-0-0		0-0-0		
RPI	S	Opponent	Score	RPI	S	Opponent	Score	RPI	S	Opponent	Score	
								190	A	Texas St.	0 2	
								262	A	McNeese St.	0 1	
								272	H	Northwestern St.	0 4	
								277	A	Sam Houston St.	1 2	
								317	H	Tex.-Pan American	1 3	
								329	H	Incarnate Word	2 1	

LAST 10 GAMES												
								190	A	Texas St.	0 2	

Non-Div. I Games:




Prairie View

[illegible]

Non-Div. I Games:

Chicago St.

Incarnate Word

 Tie,  Loss,  Non-Conf, S Site, H Home, A Away, N Neutral Page 329

Average RPI Win:	0	WON-LOST	WINNING	LAST 10	STRENGTH OF	OPP. STRENGTH	TEAM	ADJ	CONF.	ADJ CONF.		
Average RPI Loss:	236	RECORD	PCT. RANK	GAMES	SCHEDULE	OF SCHEDULE	RPI	RPI	RPI	RPI		
DIV. I ONLY		0-7-0	0	320	0-7-0	317	285	330	.26204	330	21	22
DIV. I NON-CONF.		0-7-0	0	319	0-7-0	319	285	331	.26204	331	22	23
<hr/>												
TOTALS	RPI 1-25		RPI 26-50		W-L RECORDS		RPI 51-100		RPI 101-150		RPI 150+	
0-7-0	0-0-0		0-0-0		OVERALL		0-1-0		0-0-0		0-6-0	
0-3-0	0-0-0		0-0-0		HOME		0-0-0		0-0-0		0-3-0	
0-4-0	0-0-0		0-0-0		AWAY		0-1-0		0-0-0		0-3-0	
0-0-0	0-0-0		0-0-0		NEUTRAL		0-0-0		0-0-0		0-0-0	
0-7-0	0-0-0		0-0-0		NON-CONFERENCE		0-1-0		0-0-0		0-6-0	
0-3-0	0-0-0		0-0-0		HOME		0-0-0		0-0-0		0-3-0	
0-4-0	0-0-0		0-0-		AWAY		0-1-0		0-0-0		0-3-0	
0-0-0	0-0-0		0-0-0		NEUTRAL		0-0-0		0-0-0		0-0-0	
0-0-0	0-0-0		0-0-0		CONFERENCE		0-0-0		0-0-0		0-0-0	
0-0-0	0-0-0		0-0-0		HOME		0-0-0		0-0-0		0-0-0	
0-0-0	0-0-0		0-0-0		AWAY		0-0-0		0-0-0		0-0-0	
0-0-0	0-0-0		0-0-0		NEUTRAL		0-0-0		0-0-0		0-0-0	
RPI	S	Opponent	Score	RPI	S	Opponent	Score	RPI	S	Opponent	Score	
						83 A	Vanderbilt	0		6		

Non-Div. I Games: Tenn. Temple 7 0

Chattanooga

Average RPI Win:	0	WON-LOST	WINNING	LAST 10	STRENGTH OF	OPP. STRENGTH	TEAM	ADJ	CONF.	ADJ CONF.		
Average RPI Loss:	269	RECORD	PCT. RANK	GAMES	SCHEDULE	OF SCHEDULE	RPI	RPI	RPI	RPI		
DIV. I ONLY		0-9-0	0	320	0-8-0	301	325	331	.25687	331	32	32
DIV. I NON-CONF.		0-9-0	0	319	0-8-0	298	325	332	.25687	332	32	32
<hr/>												
TOTALS	RPI 1-25	RPI 26-50		W-L RECORDS		RPI 51-100		RPI 101-150		RPI 150+		
0-9-0	0-0-0	0-0-0		OVERALL		0-0-0		0-0-0		0-9-0		
0-3-0	0-0-0	0-0-0		HOME		0-0-0		0-0-0		0-3-0		
0-5-0	0-0-0	0-0-0		AWAY		0-0-0		0-0-0		0-5-0		
0-1-0	0-0-0	0-0-0		NEUTRAL		0-0-0		0-0-0		0-1-0		
<hr/>												
0-9-0	0-0-0	0-0-0		NON-CONFERENCE		0-0-0		0-0-0		0-9-0		
0-3-0	0-0-0	0-0-0		HOME		0-0-0		0-0-0		0-3-0		
0-5-0	0-0-0	0-0-		AWAY		0-0-0		0-0-0		0-5-0		
0-1-0	0-0-0	0-0-0		NEUTRAL		0-0-0		0-0-0		0-1-0		
<hr/>												
0-0-0	0-0-0	0-0-0		CONFERENCE		0-0-0		0-0-0		0-0-0		
0-0-0	0-0-0	0-0-0		HOME		0-0-0		0-0-0		0-0-0		
0-0-0	0-0-0	0-0-0		AWAY		0-0-0		0-0-0		0-0-0		
0-0-0	0-0-0	0-0-0		NEUTRAL		0-0-0		0-0-0		0-0-0		
<hr/>												
RPI	S	Opponent	Score	RPI	S	Opponent	Score	RPI	S	Opponent	Score	
								173	N	High Point	0	4
								208	A	East Tenn. St.	1	6
								243	H	Campbell	0	3
								275	A	Presbyterian	0	1
								279	H	Alabama St.	0	1
								295	A	Winthrop	0	1
								303	A	Citadel	2	3
								321	A	Charleston So.	0	2
								322	H	USC Upstate	1	4
								<hr/>				
LAST 10 GAMES												
275	A	Presbyterian	0	1	295	A	Winthrop	0	1			
243	H	Campbell	0	3	321	A	Charleston So.	0	2			
173	N	High Point	0	4	303	A	Citadel	2	3			
322	H	USC Upstate	1	4	279	H	Alabama St.	0	1			
208	A	East Tenn. St.	1	6								

Non-Div. I Games: Mount Olive 2 1

South Carolina St.

Average RPI Win:	0	WON-LOST	WINNING	LAST 10	STRENGTH OF	OPP. STRENGTH	TEAM	ADJ	CONF.	ADJ CONF.		
Average RPI Loss:	251	RECORD	PCT. RANK	GAMES	SCHEDULE	OF SCHEDULE	RPI	RPI	RPI	RPI		
DIV. I ONLY		0-9-0	0	320	0-9-0	324	300	332	.24615	332	26	26
DIV. I NON-CONF.		0-8-0	0	319	0-8-0	316	289	330	.26821	330	26	26
<hr/>												
TOTALS	RPI 1-25		RPI 26-50		W-L RECORDS		RPI 51-100		RPI 101-150		RPI 150+	
0-9-0	0-0-0		0-0-0		OVERALL		0-1-0		0-0-0		0-8-0	
0-3-0	0-0-0		0-0-0		HOME		0-0-0		0-0-0		0-3-0	
0-6-0	0-0-0		0-0-0		AWAY		0-1-0		0-0-0		0-5-0	
0-0-0	0-0-0		0-0-0		NEUTRAL		0-0-0		0-0-0		0-0-0	
0-8-0	0-0-0		0-0-0		NON-CONFERENCE		0-1-0		0-0-0		0-7-0	
0-3-0	0-0-0		0-0-0		HOME		0-0-0		0-0-0		0-3-0	
0-5-0	0-0-0		0-0-		AWAY		0-1-0		0-0-0		0-4-0	
0-0-0	0-0-0		0-0-0		NEUTRAL		0-0-0		0-0-0		0-0-0	
0-1-0	0-0-0		0-0-0		CONFERENCE		0-0-0		0-0-0		0-1-0	
0-0-0	0-0-0		0-0-0		HOME		0-0-0		0-0-0		0-0-0	
0-1-0	0-0-0		0-0-0		AWAY		0-0-0		0-0-0		0-1-0	
0-0-0	0-0-0		0-0-0		NEUTRAL		0-0-0		0-0-0		0-0-0	
RPI	S	Opponent	Score	RPI	S	Opponent	Score	RPI	S	Opponent	Score	
						77 A	Buffalo	0		2		
									202 H	Cleveland St.	0	4
									215 H	Binghamton	0	2
									242 A	St. Bonaventure	0	2
									282 A	Pacific	1	2
									294 H	Robert Morris	0	1
									304 A	Sacramento St.	0	2
									316 A	NJIT	0	1
									324 A	Saint Peter's	1	3
<hr/>												
LAST 10 GAMES												
						215 H	Binghamton	0		2		
						202 H	Cleveland St.	0		4		
						304 A	Sacramento St.	0		2		
						282 A	Pacific	1		2		
						242 A	St. Bonaventure	0		2		
						294 H	Robert Morris	0		1		
						324 A	Saint Peter's	1		3		
						77 A	Buffalo	0		2		
						316 A	NJIT	0		1		

Non-Div. I Games: Roberts Wesleyan 1 0

Canisius