

Average RPI Win:	72	WON-LOST	WINNING	LAST 10	STRENGTH OF	OPP. STRENGTH	TEAM	ADJ	CONF.	ADJ CONF.		
Average RPI Loss:	7	RECORD	PCT. RANK	GAMES	SCHEDULE	OF SCHEDULE	RPI	RPI	RPI	RPI		
DIV. I ONLY		24-1-1	.94231	1	10-0-0	4	4	1	.71776	1	4	4
DIV. I NON-CONF.		12-1-0	.92308	4	5-0-0	7	8	2	.72267	2	3	3
<hr/>												
TOTALS	RPI 1-25	RPI 26-50		W-L RECORDS		RPI 51-100		RPI 101-150		RPI 150+		
24-1-1	9-1-1	3-0-0		OVERALL		5-0-0		3-0-0		4-0-0		
13-1-0	4-1-0	1-0-0		HOME		4-0-0		3-0-0		1-0-0		
7-0-1	1-0-1	2-0-0		AWAY		1-0-0		0-0-0		3-0-0		
4-0-0	4-0-0	0-0-0		NEUTRAL		0-0-0		0-0-0		0-0-0		
12-1-0	4-1-0	2-0-0		NON-CONFERENCE		4-0-0		1-0-0		1-0-0		
8-1-0	2-1-0	1-0-0		HOME		3-0-0		1-0-0		1-0-0		
3-0-0	1-0-0	1-0-		AWAY		1-0-0		0-0-0		0-0-0		
1-0-0	1-0-0	0-0-0		NEUTRAL		0-0-0		0-0-0		0-0-0		
12-0-1	5-0-1	1-0-0		CONFERENCE		1-0-0		2-0-0		3-0-0		
5-0-0	2-0-0	0-0-0		HOME		1-0-0		2-0-0		0-0-0		
4-0-1	0-0-1	1-0-0		AWAY		0-0-0		0-0-0		3-0-0		
3-0-0	3-0-0	0-0-0		NEUTRAL		0-0-0		0-0-0		0-0-0		
RPI	S	Opponent	Score	RPI	S	Opponent	Score	RPI	S	Opponent	Score	
4	N	Stanford	2 0	27	H	Northeastern	3 0	52	H	Minnesota	4 1	
5	H	Virginia	1 0	45	A	Boston College	2 0	53	H	South Ala.	5 0	
5	N	Virginia	1 0	47	A	Oklahoma St.	2 1	54	A	Oklahoma	1 0	
5	N	Virginia	1 0					59	H	Duke	2 0	
7	H	Florida	1 2					82	H	St. John's (NY)	4 0	
8	A	North Carolina	1 1									
10	H	South Carolina	5 0									
13	N	Notre Dame	3 1									
16	H	Virginia Tech	2 1									
17	H	UCF	1 0									
19	A	UConn	3 2									
<hr/>												
LAST 10 GAMES												
5	N	Virginia	1 0	53	H	South Ala.	5 0					
4	N	Stanford	2 0	5	N	Virginia	1 0					
10	H	South Carolina	5 0	13	N	Notre Dame	3 1					
17	H	UCF	1 0	59	H	Duke	2 0					
27	H	Northeastern	3 0	247	A	North Carolina St.	4 0					

Non-Div. I Games:

Florida St.

Average RPI Win: 58		WON-LOST	WINNING	LAST 10	STRENGTH OF		OPP. STRENGTH	TEAM	ADJ	CONF.	ADJ CONF.
Average RPI Loss: 17		RECORD	PCT. RANK	GAMES	SCHEDULE		OF SCHEDULE	RPI	RPI	RPI	RPI
DIV. I ONLY		22-3-2	.85185	6	2		6	3	.70073	2	2
DIV. I NON-CONF.		10-2-1	.80769	27	2		16	3	.72071	3	1
TOTALS		RPI 1-25	RPI 26-50		W-L RECORDS		RPI 51-100		RPI 101-150		RPI 150+
22-3-2		7-2-1	6-1-1		OVERALL		6-0-0		2-0-0		1-0-0
14-1-1		5-1-1	4-0-0		HOME		4-0-0		1-0-0		0-0-0
5-1-0		0-0-0	1-1-0		AWAY		2-0-0		1-0-0		1-0-0
3-1-1		2-1-0	1-0-1		NEUTRAL		0-0-0		0-0-0		0-0-0
10-2-1		3-1-0	3-1-1		NON-CONFERENCE		3-0-0		1-0-0		0-0-0
10-0-0		3-0-0	3-0-0		HOME		3-0-0		1-0-0		0-0-0
0-1-0		0-0-0	0-0-		AWAY		0-0-0		0-0-0		0-0-0
0-1-1		0-1-0	0-0-1		NEUTRAL		0-0-0		0-0-0		0-0-0
12-1-1		4-1-1	3-0-0		CONFERENCE		3-0-0		1-0-0		1-0-0
4-1-1		2-1-1	1-0-0		HOME		1-0-0		0-0-0		0-0-0
5-0-0		0-0-0	1-0-0		AWAY		2-0-0		1-0-0		1-0-0
3-0-0		2-0-0	1-0-0		NEUTRAL		0-0-0		0-0-0		0-0-0
RPI S	Opponent	Score		RPI S	Opponent	Score		RPI S	Opponent	Score	
5 N	Virginia	1	3	31 H	Arizona	7	2	57 H	Tennessee	3	0
6 H	Penn St.	2	1	31 N	Arizona	2	2	63 H	Dayton	4	3
7 H	Florida	0	1	32 H	Illinois St.	4	1	68 A	Ole Miss	2	1
10 H	South Carolina	2	2	33 H	FGCU	2	1	77 H	Marquette	3	0
10 N	South Carolina	1	0	40 A	Arizona St.	1	2	80 H	Stephen F. Austin	1	0
13 H	Notre Dame	2	1	42 A	Arkansas	2	1	96 A	Vanderbilt	6	2
17 H	UCF	3	0	48 H	Georgia	2	1				
18 H	Kentucky	2	1	48 N	Georgia	3	0				
18 N	Kentucky	1	0								
25 H	Auburn	3	1								
LAST 10 GAMES											
5 N	Virginia	1	3	18 N	Kentucky	1	0				
6 H	Penn St.	2	1	10 N	South Carolina	1	0				
13 H	Notre Dame	2	1	48 N	Georgia	3	0				
31 H	Arizona	7	2	48 H	Georgia	2	1				
124 H	Houston Baptist	5	0	10 H	South Carolina	2	2				

Non-Div. I Games:

Texas A&amp;M

U  
C  
L  
A

UCLA				Through Games Of Dec. 7, 2014-Final										
Average RPI Win: 68		WON-LOST RECORD	WINNING PCT. RANK	LAST 10 GAMES	STRENGTH OF SCHEDULE	OPP. STRENGTH OF SCHEDULE	TEAM RPI	ADJ RPI	CONF. RPI	ADJ CONF. RPI				
Average RPI Loss: 5														
DIV. I ONLY		21-1-2	.91667	2	9-1-0	10	3	2	.69876	3	1	1		
DIV. I NON-CONF.		11-1-1	.88462	11	3-1-0	17	6	8	.69583	6	2	2		
TOTALS		RPI 1-25	RPI 26-50		W-L RECORDS		RPI 51-100		RPI 101-150		RPI 150+			
21-1-2		6-1-1	5-0-1		OVERALL		5-0-0		1-0-0		4-0-0			
13-1-1		3-1-1	3-0-0		HOME		4-0-0		1-0-0		2-0-0			
7-0-1		2-0-0	2-0-1		AWAY		1-0-0		0-0-0		2-0-0			
1-0-0		1-0-0	0-0-0		NEUTRAL		0-0-0		0-0-0		0-0-0			
11-1-1		2-1-1	2-0-0		NON-CONFERENCE		3-0-0		1-0-0		3-0-0			
8-1-1		1-1-1	1-0-0		HOME		3-0-0		1-0-0		2-0-0			
2-0-0		0-0-0	1-0-		AWAY		0-0-0		0-0-0		1-0-0			
1-0-0		1-0-0	0-0-0		NEUTRAL		0-0-0		0-0-0		0-0-0			
10-0-1		4-0-0	3-0-1		CONFERENCE		2-0-0		0-0-0		1-0-0			
5-0-0		2-0-0	2-0-0		HOME		1-0-0		0-0-0		0-0-0			
5-0-1		2-0-0	1-0-1		AWAY		1-0-0		0-0-0		1-0-0			
0-0-0		0-0-0	0-0-0		NEUTRAL		0-0-0		0-0-0		0-0-0			
RPI	S	Opponent	Score		RPI	S	Opponent	Score		RPI	S	Opponent	Score	
4	H	Stanford	2	1	28	A	Texas	1	0	55	H	San Diego	5	0
5	H	Virginia	1	2	31	H	Arizona	6	0	55	H	San Diego	2	0
8	H	North Carolina	0	0	36	H	Colorado	1	0	75	H	Utah	1	0
12	H	Pepperdine	1	0	38	A	Southern California	2	0	78	H	Maryland	3	0
12	N	Pepperdine	2	0	40	A	Arizona St.	1	1	83	A	Oregon	5	0
15	A	Washington	6	0	41	H	Harvard	7	0					
21	H	California	3	0										
24	A	Washington St.	1	0										

U  
C  
L  
A

Non-Div. I Games:

UCLA

Average RPI Win: 68		WON-LOST	WINNING	LAST 10	STRENGTH OF		OPP. STRENGTH	TEAM	ADJ	CONF.	ADJ CONF.
Average RPI Loss: 2		RECORD	PCT. RANK	GAMES	SCHEDULE		OF SCHEDULE	RPI	RPI	RPI	RPI
DIV. I ONLY		20-2-3	.86	4	3		5	4	.69225	4	1
DIV. I NON-CONF.		10-1-2	.84615	17	6		9	5	.69695	5	2
TOTALS		RPI 1-25	RPI 26-50		W-L RECORDS		RPI 51-100		RPI 101-150		RPI 150+
20-2-3		6-2-2	6-0-0		OVERALL		3-0-1		2-0-0		3-0-0
13-0-2		4-0-2	3-0-0		HOME		2-0-0		1-0-0		3-0-0
6-1-1		2-1-0	3-0-0		AWAY		0-0-1		1-0-0		0-0-0
1-1-0		0-1-0	0-0-0		NEUTRAL		1-0-0		0-0-0		0-0-0
10-1-2		2-1-2	2-0-0		NON-CONFERENCE		2-0-0		2-0-0		2-0-0
7-0-2		1-0-2	2-0-0		HOME		1-0-0		1-0-0		2-0-0
2-0-0		1-0-0	0-0-		AWAY		0-0-0		1-0-0		0-0-0
1-1-0		0-1-0	0-0-0		NEUTRAL		1-0-0		0-0-0		0-0-0
10-1-1		4-1-0	4-0-0		CONFERENCE		1-0-1		0-0-0		1-0-0
6-0-0		3-0-0	1-0-0		HOME		1-0-0		0-0-0		1-0-0
4-1-1		1-1-0	3-0-0		AWAY		0-0-1		0-0-0		0-0-0
0-0-0		0-0-0	0-0-0		NEUTRAL		0-0-0		0-0-0		0-0-0
RPI S	Opponent	Score		RPI S	Opponent	Score		RPI S	Opponent	Score	
1 N	Florida St.	0	2	31 A	Arizona	3	2	59 N	Duke	2	0
3 A	UCLA	1	2	36 H	Colorado	3	0	63 H	Dayton	8	0
7 H	Florida	1	0	38 A	Southern California	1	0	75 A	Utah	1	1
7 H	Florida	2	2	40 A	Arizona St.	2	0	83 H	Oregon	1	0
8 A	North Carolina	1	0	42 H	Arkansas	1	0				
13 H	Notre Dame	0	0	49 H	Santa Clara	3	0				
15 H	Washington	4	1								
15 H	Washington	1	0								
21 A	California	3	2								
24 H	Washington St.	1	0								
LAST 10 GAMES											
1 N	Florida St.	0	2	21 A	California	3	2				
7 H	Florida	2	2	226 H	Oregon St.	7	0				
15 H	Washington	1	0	83 H	Oregon	1	0				
42 H	Arkansas	1	0	40 A	Arizona St.	2	0				
126 H	Cal St. Fullerton	5	2	31 A	Arizona	3	2				

Non-Div. I Games:

Stanford

Average RPI Win:	85	WON-LOST RECORD	WINNING PCT. RANK	LAST 10 GAMES	STRENGTH OF SCHEDULE	OPP. STRENGTH OF SCHEDULE	TEAM RPI	ADJ RPI	CONF. RPI	ADJ CONF. RPI		
DIV. I ONLY		23-3-0	.88462	3	8-2-0	9	8	5	.68952	5	4	4
DIV. I NON-CONF.		13-0-0	1	1	5-0-0	13	14	1	.72298	1	3	3
<hr/>												
TOTALS	RPI 1-25	RPI 26-50		W-L RECORDS		RPI 51-100		RPI 101-150		RPI 150+		
23-3-0	6-3-0	3-0-0		OVERALL		5-0-0		4-0-0		5-0-0		
14-0-0	1-0-0	3-0-0		HOME		2-0-0		3-0-0		5-0-0		
7-1-0	3-1-0	0-0-0		AWAY		3-0-0		1-0-0		0-0-0		
2-2-0	2-2-0	0-0-0		NEUTRAL		0-0-0		0-0-0		0-0-0		
13-0-0	3-0-0	2-0-0		NON-CONFERENCE		4-0-0		2-0-0		2-0-0		
9-0-0	1-0-0	2-0-0		HOME		2-0-0		2-0-0		2-0-0		
3-0-0	1-0-0	0-0-		AWAY		2-0-0		0-0-0		0-0-0		
1-0-0	1-0-0	0-0-0		NEUTRAL		0-0-0		0-0-0		0-0-0		
10-3-0	3-3-0	1-0-0		CONFERENCE		1-0-0		2-0-0		3-0-0		
5-0-0	0-0-0	1-0-0		HOME		0-0-0		1-0-0		3-0-0		
4-1-0	2-1-0	0-0-0		AWAY		1-0-0		1-0-0		0-0-0		
1-2-0	1-2-0	0-0-0		NEUTRAL		0-0-0		0-0-0		0-0-0		
RPI	S	Opponent	Score	RPI	S	Opponent	Score	RPI	S	Opponent	Score	
1	A	Florida St.	0 1	30	H	Rutgers	3 0	57	H	Tennessee	2 1	
1	N	Florida St.	0 1	43	H	Hofstra	3 1	59	A	Duke	3 1	
1	N	Florida St.	0 1	45	H	Boston College	6 3	66	A	Alabama	3 0	
2	N	Texas A&M	3 1					85	A	Samford	3 1	
3	A	UCLA	2 1					94	H	High Point	8 0	
8	N	North Carolina	2 0									
13	A	Notre Dame	2 1									
16	A	Virginia Tech	2 0									
18	H	Kentucky	7 0									
				LAST 10 GAMES								
		1 N Florida St.	0 1			94 H High Point	8 0					
		2 N Texas A&M	3 1			1 N Florida St.	0 1					
		3 A UCLA	2 1			8 N North Carolina	2 0					
		18 H Kentucky	7 0			182 H Pittsburgh	6 1					
		30 H Rutgers	3 0			16 A Virginia Tech	2 0					

Non-Div. I Games:

Virginia

Penn St.

Penn St.					Through Games Of Dec. 7, 2014-Final												
Average RPI Win:		70	WON-LOST RECORD		WINNING PCT. RANK	LAST 10 GAMES		STRENGTH OF SCHEDULE	OPP. STRENGTH OF SCHEDULE	TEAM RPI	ADJ RPI	CONF. RPI	ADJ CONF. RPI				
Average RPI Loss:		25															
DIV. I ONLY			20-4-0		.83333	8		8-2-0	11	14	6	.67313	6	5	5		
DIV. I NON-CONF.			8-2-0		.8	28		3-1-0	4	4	4	.70802	4	5	5		
TOTALS		RPI 1-25		RPI 26-50		W-L RECORDS		RPI 51-100		RPI 101-150		RPI 150+					
20-4-0		5-2-0		1-1-0		OVERALL		8-1-0		6-0-0		0-0-0					
13-1-0		4-0-0		1-1-0		HOME		4-0-0		4-0-0		0-0-0					
7-1-0		1-1-0		0-0-0		AWAY		4-0-0		2-0-0		0-0-0					
0-2-0		0-1-0		0-0-0		NEUTRAL		0-1-0		0-0-0		0-0-0					
8-2-0		4-2-0		1-0-0		NON-CONFERENCE		1-0-0		2-0-0		0-0-0					
7-0-0		4-0-0		1-0-0		HOME		0-0-0		2-0-0		0-0-0					
1-1-0		0-1-0		0-0-		AWAY		1-0-0		0-0-0		0-0-0					
0-1-0		0-1-0		0-0-0		NEUTRAL		0-0-0		0-0-0		0-0-0					
12-2-0		1-0-0		0-1-0		CONFERENCE		7-1-0		4-0-0		0-0-0					
6-1-0		0-0-0		0-1-0		HOME		4-0-0		2-0-0		0-0-0					
6-0-0		1-0-0		0-0-0		AWAY		3-0-0		2-0-0		0-0-0					
0-1-0		0-0-0		0-0-0		NEUTRAL		0-1-0		0-0-0		0-0-0					
RPI	S	Opponent		Score		RPI	S	Opponent		Score		RPI	S	Opponent		Score	
2	A	Texas A&M		1	2	30	H	Rutgers		0	1	51	A	Michigan		1	0
8	N	North Carolina		0	1	35	H	Buffalo		4	1	52	A	Minnesota		1	0
9	A	Wisconsin		2	0							59	A	Duke		4	3
11	H	West Virginia		3	1							61	H	Northwestern		4	1
16	H	Virginia Tech		2	1							61	N	Northwestern		0	1
19	H	UConn		1	0							64	H	Iowa		2	1
19	H	UConn		3	1							67	H	Illinois		2	1
												78	H	Maryland		1	0
												93	A	Michigan St.		2	1
												104	H	Nebraska		3	1
												113	H	Ohio St.		5	1
												125	H	Bucknell		7	0
												133	H	Syracuse		2	0
												148	A	Indiana		3	0
												150	A	Purdue		1	0
						LAST 10 GAMES											
						2	A	Texas A&M		1	2	78	H	Maryland		1	0
						16	H	Virginia Tech		2	1	64	H	Iowa		2	1
						19	H	UConn		1	0	104	H	Nebraska		3	1
						35	H	Buffalo		4	1	93	A	Michigan St.		2	1
						61	N	Northwestern		0	1	51	A	Michigan		1	0

Non-Div. I Games: Penn St.

Average RPI Win:	72	WON-LOST RECORD	WINNING PCT. RANK	LAST 10 GAMES	STRENGTH OF SCHEDULE	OPP. STRENGTH OF SCHEDULE	TEAM RPI	ADJ RPI	CONF. RPI	ADJ CONF. RPI		
DIV. I ONLY		17-4-2	.78261	17	6-2-2	12	1	7	.66312	7	2	2
DIV. I NON-CONF.		8-2-1	.77273	35	3-0-1	5	2	7	.69537	7	1	1
<hr/>												
TOTALS	RPI 1-25	RPI 26-50		W-L RECORDS		RPI 51-100		RPI 101-150		RPI 150+		
17-4-2	5-3-1	4-0-0		OVERALL		3-1-1		3-0-0		2-0-0		
10-0-0	3-0-0	2-0-0		HOME		2-0-0		1-0-0		2-0-0		
7-4-1	2-3-1	2-0-0		AWAY		1-1-0		2-0-0		0-0-0		
0-0-1	0-0-0	0-0-0		NEUTRAL		0-0-1		0-0-0		0-0-0		
8-2-1	4-1-1	1-0-0		NON-CONFERENCE		0-1-0		2-0-0		1-0-0		
5-0-0	3-0-0	0-0-0		HOME		0-0-0		1-0-0		1-0-0		
3-2-1	1-1-1	1-0-		AWAY		0-1-0		1-0-0		0-0-0		
0-0-0	0-0-0	0-0-0		NEUTRAL		0-0-0		0-0-0		0-0-0		
9-2-1	1-2-0	3-0-0		CONFERENCE		3-0-1		1-0-0		1-0-0		
5-0-0	0-0-0	2-0-0		HOME		2-0-0		0-0-0		1-0-0		
4-2-0	1-2-0	1-0-0		AWAY		1-0-0		1-0-0		0-0-0		
0-0-1	0-0-0	0-0-0		NEUTRAL		0-0-1		0-0-0		0-0-0		
RPI S	Opponent	Score		RPI S	Opponent	Score		RPI S	Opponent	Score		
1 A	Florida St.	2	1	34 H	Missouri	3	1	54 A	Oklahoma	1	2	
2 A	Texas A&M	1	0	42 A	Arkansas	3	1	57 H	Tennessee	3	1	
4 A	Stanford	2	2	47 A	Oklahoma St.	4	0	57 N	Tennessee	1	1	
4 A	Stanford	0	1	48 H	Georgia	2	1	66 A	Alabama	2	1	
10 A	South Carolina	2	3					96 H	Vanderbilt	6	1	
14 H	Texas Tech	3	2									
18 A	Kentucky	0	2									
21 H	California	3	1									
22 H	South Fla.	2	0									
<hr/>												
LAST 10 GAMES												
4 A	Stanford	2	2	96 H	Vanderbilt	6	1	101 H	Mercer	3	0	
14 H	Texas Tech	3	2	137 A	LSU	3	0	137 A	LSU	3	0	
21 H	California	3	1	57 H	Tennessee	3	1	140 A	New Mexico	4	0	
101 H	Mercer	3	0	18 A	Kentucky	0	2	157 H	Miami (FL)	3	0	
57 N	Tennessee	1	1	10 A	South Carolina	2	3	232 H	Mississippi St.	5	1	

Non-Div. I Games:

Florida

Average RPI Win:	96	WON-LOST	WINNING	LAST 10	STRENGTH OF	OPP. STRENGTH	TEAM	ADJ	CONF.	ADJ CONF.						
Average RPI Loss:	8	RECORD	PCT. RANK	GAMES	SCHEDULE	OF SCHEDULE	RPI	RPI	RPI	RPI						
DIV. I ONLY	14-4-2	.75	22	7-2-1	7	2	8	.65336	8	4	4					
DIV. I NON-CONF.	5-3-1	.61111	101	2-1-0	3	1	14	.6569	14	3	3					
<hr/>																
TOTALS	RPI 1-25	RPI 26-50		W-L RECORDS		RPI 51-100		RPI 101-150		RPI 150+						
14-4-2	3-4-2	3-0-0		OVERALL		1-0-0		3-0-0		4-0-0						
7-2-1	1-2-1	1-0-0		HOME		0-0-0		2-0-0		3-0-0						
5-1-1	1-1-1	1-0-0		AWAY		1-0-0		1-0-0		1-0-0						
2-1-0	1-1-0	1-0-0		NEUTRAL		0-0-0		0-0-0		0-0-0						
5-3-1	1-3-1	2-0-0		NON-CONFERENCE		0-0-0		1-0-0		1-0-0						
3-2-0	0-2-0	1-0-0		HOME		0-0-0		1-0-0		1-0-0						
0-1-1	0-1-1	0-0-		AWAY		0-0-0		0-0-0		0-0-0						
2-0-0	1-0-0	1-0-0		NEUTRAL		0-0-0		0-0-0		0-0-0						
9-1-1	2-1-1	1-0-0		CONFERENCE		1-0-0		2-0-0		3-0-0						
4-0-1	1-0-1	0-0-0		HOME		0-0-0		1-0-0		2-0-0						
5-0-0	1-0-0	1-0-0		AWAY		1-0-0		1-0-0		1-0-0						
0-1-0	0-1-0	0-0-0		NEUTRAL		0-0-0		0-0-0		0-0-0						
<hr/>																
RPI	S	Opponent	Score		RPI	S	Opponent	Score		RPI	S	Opponent	Score			
1	H	Florida St.	1	1	29	A	Clemson	2	1	59	A	Duke	3	0		
3	A	UCLA	0	0	36	H	Colorado	1	0			110	H	Wake Forest	3	0
4	H	Stanford	0	1	42	N	Arkansas	2	1			113	H	Ohio St.	1	0
5	N	Virginia	0	2								133	A	Syracuse	2	1
6	N	Penn St.	1	0								157	H	Miami (FL)	3	0
10	H	South Carolina	0	1								182	H	Pittsburgh	2	1
12	A	Pepperdine	0	1								204	H	South Dakota St.	2	0
13	A	Notre Dame	3	2								247	A	North Carolina St.	2	1
16	H	Virginia Tech	3	2												
<hr/>																
LAST 10 GAMES																
10	H	South Carolina	0	1	157	H	Miami (FL)	3	0							
36	H	Colorado	1	0	1	H	Florida St.	1	1							
204	H	South Dakota St.	2	0	59	A	Duke	3	0							
5	N	Virginia	0	2	182	H	Pittsburgh	2	1							
133	A	Syracuse	2	1	110	H	Wake Forest	3	0							

Non-Div. I Games:

North Carolina



Average RPI Win:	93	WON-LOST RECORD	WINNING PCT. RANK	LAST 10 GAMES	STRENGTH OF SCHEDULE	OPP. STRENGTH OF SCHEDULE	TEAM RPI	ADJ RPI	CONF. RPI	ADJ CONF. RPI		
DIV. I ONLY		19-3-2	.83333	8	8-1-1	38	40	9	.64494	9	5	5
DIV. I NON-CONF.		7-1-0	.875	12	1-1-0	36	33	12	.65767	13	5	5
<hr/>												
TOTALS	RPI 1-25	RPI 26-50		W-L RECORDS		RPI 51-100		RPI 101-150		RPI 150+		
19-3-2	2-2-0	1-0-0		OVERALL		9-1-2		5-0-0		2-0-0		
9-1-1	1-1-0	1-0-0		HOME		3-0-1		2-0-0		2-0-0		
6-1-1	1-0-0	0-0-0		AWAY		3-1-1		2-0-0		0-0-0		
4-1-0	0-1-0	0-0-0		NEUTRAL		3-0-0		1-0-0		0-0-0		
<hr/>												
7-1-0	2-1-0	0-0-0		NON-CONFERENCE		2-0-0		1-0-0		2-0-0		
5-0-0	1-0-0	0-0-0		HOME		2-0-0		0-0-0		2-0-0		
1-0-0	1-0-0	0-0-		AWAY		0-0-0		0-0-0		0-0-0		
1-1-0	0-1-0	0-0-0		NEUTRAL		0-0-0		1-0-0		0-0-0		
<hr/>												
12-2-2	0-1-0	1-0-0		CONFERENCE		7-1-2		4-0-0		0-0-0		
4-1-1	0-1-0	1-0-0		HOME		1-0-1		2-0-0		0-0-0		
5-1-1	0-0-0	0-0-0		AWAY		3-1-1		2-0-0		0-0-0		
3-0-0	0-0-0	0-0-0		NEUTRAL		3-0-0		0-0-0		0-0-0		
<hr/>												
RPI S	Opponent	Score		RPI S	Opponent	Score		RPI S	Opponent	Score		
6 H	Penn St.	0	2	30 H	Rutgers	1	0	51 A	Michigan	1	2	
15 A	Washington	4	0					52 A	Minnesota	4	1	
17 N	UCF	2	3					52 N	Minnesota	1	0	
20 H	DePaul	2	0					57 H	Tennessee	2	1	
								61 A	Northwestern	2	0	
								64 H	Iowa	0	0	
								64 N	Iowa	1	0	
								67 A	Illinois	0	0	
								67 N	Illinois	2	0	
								78 H	Maryland	1	0	
								83 H	Oregon	1	0	
								93 A	Michigan St.	2	1	
				LAST 10 GAMES								
				17 N	UCF	2	3	67 A	Illinois	0	0	
				20 H	DePaul	2	0	78 H	Maryland	1	0	
				64 N	Iowa	1	0	30 H	Rutgers	1	0	
				52 N	Minnesota	1	0	52 A	Minnesota	4	1	
				67 N	Illinois	2	0	61 A	Northwestern	2	0	

Non-Div. I Games:

Wisconsin

Average RPI Win:		75	WON-LOST		WINNING		LAST 10		STRENGTH OF		OPP. STRENGTH		TEAM		ADJ		CONF.		ADJ CONF.	
Average RPI Loss:		22	RECORD		PCT. RANK		GAMES		SCHEDULE		OF SCHEDULE		RPI		RPI		RPI		RPI	
DIV. I ONLY			14-6-5		.66		59		4-2-4		1		23		11		.64479		10	
DIV. I NON-CONF.			8-2-2		.75		37		1-1-2		1		48		6		.69462		8	
TOTALS		RPI 1-25		RPI 26-50		W-L RECORDS		RPI 51-100		RPI 101-150		RPI 150+								
14-6-5		5-3-1		2-3-1		OVERALL		4-0-3		1-0-0		2-0-0								
8-3-1		2-0-0		0-3-1		HOME		3-0-0		1-0-0		2-0-0								
4-2-3		3-2-1		0-0-0		AWAY		1-0-2		0-0-0		0-0-0								
2-1-1		0-1-0		2-0-0		NEUTRAL		0-0-1		0-0-0		0-0-0								
8-2-2		3-1-0		1-1-1		NON-CONFERENCE		3-0-1		0-0-0		1-0-0								
4-1-1		1-0-0		0-1-1		HOME		2-0-0		0-0-0		1-0-0								
3-1-0		2-1-0		0-0-		AWAY		1-0-0		0-0-0		0-0-0								
1-0-1		0-0-0		1-0-0		NEUTRAL		0-0-1		0-0-0		0-0-0								
6-4-3		2-2-1		1-2-0		CONFERENCE		1-0-2		1-0-0		1-0-0								
4-2-0		1-0-0		0-2-0		HOME		1-0-0		1-0-0		1-0-0								
1-1-3		1-1-1		0-0-0		AWAY		0-0-2		0-0-0		0-0-0								
1-1-0		0-1-0		1-0-0		NEUTRAL		0-0-0		0-0-0		0-0-0								
RPI	S	Opponent		Score		RPI	S	Opponent		Score		RPI	S	Opponent		Score				
1	A	Florida St.		0	5	29	H	Clemson		0	1	66	A	Alabama		1	1			
2	A	Texas A&M		2	2	29	H	Clemson		0	0	68	H	Ole Miss		2	0			
2	N	Texas A&M		0	1	33	N	FGCU		2	0	70	N	Seattle		0	0			
7	H	Florida		3	2	34	H	Missouri		0	1	85	H	Samford		2	0			
8	A	North Carolina		1	0	34	N	Missouri		2	1	91	A	East Carolina		2	0			
18	A	Kentucky		0	1	48	H	Georgia		0	1	94	H	High Point		2	0			
22	A	South Fla.		3	0							96	A	Vanderbilt		1	1			
23	H	Boston U.		1	0															
25	A	Auburn		2	1															
LAST 10 GAMES																				
1	A	Florida St.		0	5	34	N	Missouri		2	1									
8	A	North Carolina		1	0	232	H	Mississippi St.		3	0									
70	N	Seattle		0	0	2	A	Texas A&M		2	2									
29	H	Clemson		0	0	96	A	Vanderbilt		1	1									
2	N	Texas A&M		0	1	68	H	Ole Miss		2	0									

Non-Div. I Games:

South Carolina

Average RPI Win:		87	WON-LOST RECORD		WINNING PCT. RANK	LAST 10 GAMES		STRENGTH OF SCHEDULE		OPP. STRENGTH OF SCHEDULE	TEAM RPI	ADJ RPI	CONF. RPI	ADJ CONF. RPI			
DIV. I ONLY			16-2-4		.81818	11		44		13	10	.64226	11	3	3		
DIV. I NON-CONF.			7-2-2		.72727	48		58		20	30	.61167	29	4	4		
TOTALS		RPI 1-25		RPI 26-50		W-L RECORDS		RPI 51-100		RPI 101-150		RPI 150+					
16-2-4		1-1-0		6-0-3		OVERALL		4-1-1		2-0-0		3-0-0					
10-1-2		1-0-0		3-0-2		HOME		2-1-0		1-0-0		3-0-0					
3-1-1		0-1-0		2-0-0		AWAY		0-0-1		1-0-0		0-0-0					
3-0-1		0-0-0		1-0-1		NEUTRAL		2-0-0		0-0-0		0-0-0					
7-2-2		0-1-0		3-0-2		NON-CONFERENCE		0-1-0		1-0-0		3-0-0					
6-1-2		0-0-0		2-0-2		HOME		0-1-0		1-0-0		3-0-0					
0-1-0		0-1-0		0-0-		AWAY		0-0-0		0-0-0		0-0-0					
1-0-0		0-0-0		1-0-0		NEUTRAL		0-0-0		0-0-0		0-0-0					
9-0-2		1-0-0		3-0-1		CONFERENCE		4-0-1		1-0-0		0-0-0					
4-0-0		1-0-0		1-0-0		HOME		2-0-0		0-0-0		0-0-0					
3-0-1		0-0-0		2-0-0		AWAY		0-0-1		1-0-0		0-0-0					
2-0-1		0-0-0		0-0-1		NEUTRAL		2-0-0		0-0-0		0-0-0					
RPI	S	Opponent		Score		RPI	S	Opponent		Score		RPI	S	Opponent		Score	
6	A	Penn St.		1	3	26	H	La Salle		4	1	135	H	UNC Greensboro		2	0
14	H	Texas Tech		4	2	28	A	Texas		2	0	149	A	Iowa St.		3	0
						28	N	Texas		0	0	183	H	Villanova		4	0
						34	N	Missouri		3	2	224	H	Elon		2	0
						37	A	Kansas		2	0	227	H	Duquesne		4	1
						43	H	Hofstra		4	0						
						44	H	Georgetown		1	1						
						44	H	Georgetown		0	0						
						47	H	Oklahoma St.		2	1						
LAST 10 GAMES																	
						44	H	Georgetown		0	0	54	H	Oklahoma		3	1
						54	N	Oklahoma		1	0	47	H	Oklahoma St.		2	1
						28	N	Texas		0	0	37	A	Kansas		2	0
						69	N	TCU		2	1	149	A	Iowa St.		3	0
						72	H	Baylor		2	0	14	H	Texas Tech		4	2

Non-Div. I Games:

West Virginia

[illegible]

**Non-Div. I Games:**

Pepperdine

Average RPI Win:	106	WON-LOST RECORD	WINNING PCT. RANK	LAST 10 GAMES	STRENGTH OF SCHEDULE	OPP. STRENGTH OF SCHEDULE	TEAM RPI	ADJ RPI	CONF. RPI	ADJ CONF. RPI		
DIV. I ONLY		14-6-2	.68182	48	7-2-1	6	20	12	.6345	13	4	4
DIV. I NON-CONF.		7-3-1	.68182	71	2-1-0	9	21	16	.64586	16	3	3
<hr/>												
TOTALS	RPI 1-25	RPI 26-50		W-L RECORDS		RPI 51-100		RPI 101-150		RPI 150+		
14-6-2	1-5-1	3-1-1		OVERALL		3-0-0		3-0-0		4-0-0		
7-4-0	0-3-0	1-1-0		HOME		2-0-0		1-0-0		3-0-0		
6-1-2	1-1-1	1-0-1		AWAY		1-0-0		2-0-0		1-0-0		
1-1-0	0-1-0	1-0-0		NEUTRAL		0-0-0		0-0-0		0-0-0		
7-3-1	0-2-1	2-1-0		NON-CONFERENCE		3-0-0		0-0-0		2-0-0		
4-2-0	0-1-0	0-1-0		HOME		2-0-0		0-0-0		2-0-0		
2-1-1	0-1-1	1-0-		AWAY		1-0-0		0-0-0		0-0-0		
1-0-0	0-0-0	1-0-0		NEUTRAL		0-0-0		0-0-0		0-0-0		
7-3-1	1-3-0	1-0-1		CONFERENCE		0-0-0		3-0-0		2-0-0		
3-2-0	0-2-0	1-0-0		HOME		0-0-0		1-0-0		1-0-0		
4-0-1	1-0-0	0-0-1		AWAY		0-0-0		2-0-0		1-0-0		
0-1-0	0-1-0	0-0-0		NEUTRAL		0-0-0		0-0-0		0-0-0		
RPI	S	Opponent	Score	RPI	S	Opponent	Score	RPI	S	Opponent	Score	
1	N	Florida St.	1 3	28	N	Texas	2 1	67	A	Illinois	3 1	
2	A	Texas A&M	1 2	29	H	Clemson	1 0	72	H	Baylor	1 0	
4	A	Stanford	0 0	38	H	Southern California	1 2	88	H	Valparaiso	1 0	
5	H	Virginia	1 2	45	A	Boston College	1 1					
8	H	North Carolina	2 3	49	A	Santa Clara	2 0					
14	H	Texas Tech	1 2									
16	A	Virginia Tech	2 0									
<hr/>												
LAST 10 GAMES												
2	A	Texas A&M	1 2	105	H	Louisville	1 0					
28	N	Texas	2 1	29	H	Clemson	1 0					
88	H	Valparaiso	1 0	133	A	Syracuse	2 0					
1	N	Florida St.	1 3	157	H	Miami (FL)	5 0					
45	A	Boston College	1 1	182	A	Pittsburgh	2 0					

Non-Div. I Games:

Notre Dame

Average RPI Win:	115	WON-LOST	WINNING	LAST 10	STRENGTH OF	OPP. STRENGTH	TEAM	ADJ	CONF.	ADJ CONF.		
Average RPI Loss:	25	RECORD	PCT. RANK	GAMES	SCHEDULE	OF SCHEDULE	RPI	RPI	RPI	RPI		
DIV. I ONLY		16-4-2	.77273	20	6-2-2	30	54	13	.63411	14	3	3
DIV. I NON-CONF.		12-1-0	.92308	4	2-1-0	30	82	9	.67151	9	4	4
<hr/>												
TOTALS	RPI 1-25	RPI 26-50		W-L RECORDS		RPI 51-100		RPI 101-150		RPI 150+		
16-4-2	3-2-0	1-1-2		OVERALL		4-1-0		4-0-0		4-0-0		
8-1-1	0-0-0	0-0-1		HOME		1-1-0		3-0-0		4-0-0		
4-3-0	2-2-0	1-1-0		AWAY		1-0-0		0-0-0		0-0-0		
4-0-1	1-0-0	0-0-1		NEUTRAL		2-0-0		1-0-0		0-0-0		
<hr/>												
12-1-0	3-1-0	0-0-0		NON-CONFERENCE		2-0-0		3-0-0		4-0-0		
6-0-0	0-0-0	0-0-0		HOME		0-0-0		2-0-0		4-0-0		
2-1-0	2-1-0	0-0-		AWAY		0-0-0		0-0-0		0-0-0		
4-0-0	1-0-0	0-0-0		NEUTRAL		2-0-0		1-0-0		0-0-0		
<hr/>												
4-3-2	0-1-0	1-1-2		CONFERENCE		2-1-0		1-0-0		0-0-0		
2-1-1	0-0-0	0-0-1		HOME		1-1-0		1-0-0		0-0-0		
2-2-0	0-1-0	1-1-0		AWAY		1-0-0		0-0-0		0-0-0		
0-0-1	0-0-0	0-0-1		NEUTRAL		0-0-0		0-0-0		0-0-0		
<hr/>												
RPI S	Opponent	Score		RPI S	Opponent	Score		RPI S	Opponent	Score		
7 A	Florida	2	3	28 A	Texas	0	1	54 H	Oklahoma	0	1	
11 A	West Virginia	2	4	28 N	Texas	1	1	60 N	Memphis	1	0	
13 A	Notre Dame	2	1	37 A	Kansas	1	0	69 A	TCU	1	0	
21 A	California	1	0	47 H	Oklahoma St.	1	1	72 H	Baylor	1	0	
25 N	Auburn	2	1					90 N	Tulsa	3	1	
<hr/>												
				LAST 10 GAMES								
				7 A Florida				72 H Baylor				
				25 N Auburn				69 A TCU				
				274 H Prairie View				37 A Kansas				
				28 N Texas				11 A West Virginia				
				149 H Iowa St.				47 H Oklahoma St.				

**Non-Div. I Games:**

Texas Tech

Average RPI Win:	85	WON-LOST RECORD	WINNING PCT. RANK	LAST 10 GAMES	STRENGTH OF SCHEDULE	OPP. STRENGTH OF SCHEDULE	TEAM RPI	ADJ RPI	CONF. RPI	ADJ CONF. RPI		
DIV. I ONLY		14-7-2	.65217	65	5-3-2	8	11	16	.62663	15	1	1
DIV. I NON-CONF.		9-2-0	.81818	22	2-0-0	22	29	13	.65984	12	2	2
<hr/>												
TOTALS	RPI 1-25	RPI 26-50		W-L RECORDS		RPI 51-100		RPI 101-150		RPI 150+		
14-7-2	2-4-1	4-2-1		OVERALL		3-1-0		2-0-0		3-0-0		
6-3-0	1-2-0	2-1-0		HOME		1-0-0		1-0-0		1-0-0		
6-3-2	1-2-1	1-0-1		AWAY		2-1-0		1-0-0		1-0-0		
2-1-0	0-0-0	1-1-0		NEUTRAL		0-0-0		0-0-0		1-0-0		
9-2-0	1-1-0	2-1-0		NON-CONFERENCE		2-0-0		2-0-0		2-0-0		
3-1-0	1-1-0	0-0-0		HOME		1-0-0		1-0-0		0-0-0		
4-0-0	0-0-0	1-0-		AWAY		1-0-0		1-0-0		1-0-0		
2-1-0	0-0-0	1-1-0		NEUTRAL		0-0-0		0-0-0		1-0-0		
5-5-2	1-3-1	2-1-1		CONFERENCE		1-1-0		0-0-0		1-0-0		
3-2-0	0-1-0	2-1-0		HOME		0-0-0		0-0-0		1-0-0		
2-3-2	1-2-1	0-0-1		AWAY		1-1-0		0-0-0		0-0-0		
0-0-0	0-0-0	0-0-0		NEUTRAL		0-0-0		0-0-0		0-0-0		
RPI S	Opponent	Score	RPI S	Opponent	Score	RPI S	Opponent	Score	RPI S	Opponent	Score	
3 H	UCLA	0 6	26 A	La Salle	1 0	70 A	Seattle	1 0	107 A	Portland	3 2	
4 A	Stanford	1 4	31 H	Arizona	2 0	75 A	Utah	1 0	112 H	Rider	1 0	
4 A	Stanford	0 1	34 N	Missouri	1 0	83 A	Oregon	0 1	157 N	Miami (FL)	3 1	
9 H	Wisconsin	0 4	36 A	Colorado	0 0	92 H	Dartmouth	3 1	182 A	Pittsburgh	1 0	
18 H	Kentucky	4 1	38 H	Southern California	1 2				226 H	Oregon St.	3 0	
21 A	California	2 1	40 H	Arizona St.	2 1							
24 A	Washington St.	1 1	50 N	San Diego St.	1 2							
<hr/>												
LAST 10 GAMES												
4 A Stanford 0 1						38 H Southern California 1 2						
34 N Missouri 1 0						36 A Colorado 0 0						
112 H Rider 1 0						75 A Utah 1 0						
24 A Washington St. 1 1						226 H Oregon St. 3 0						
3 H UCLA 0 6						31 H Arizona 2 0						

Non-Div. I Games:

Washington

Average RPI Win:	115	WON-LOST	WINNING	LAST 10	STRENGTH OF	OPP. STRENGTH	TEAM	ADJ	CONF.	ADJ CONF.	
Average RPI Loss:	24	RECORD	PCT. RANK	GAMES	SCHEDULE	OF SCHEDULE	RPI	RPI	RPI	RPI	
DIV. I ONLY	16-6-0	.72727	31	5-5-0	27	34	15	.62601	16	4	4
DIV. I NON-CONF.	11-1-0	.91667	6	2-1-0	40	65	10	.66374	11	3	3
<hr/>											
TOTALS	RPI 1-25	RPI 26-50		W-L RECORDS	RPI 51-100		RPI 101-150		RPI 150+		
16-6-0	0-5-0	4-0-0		OVERALL	4-0-0		3-1-0		5-0-0		
7-3-0	0-2-0	3-0-0		HOME	3-0-0		0-1-0		1-0-0		
8-3-0	0-3-0	0-0-0		AWAY	1-0-0		3-0-0		4-0-0		
1-0-0	0-0-0	1-0-0		NEUTRAL	0-0-0		0-0-0		0-0-0		
<hr/>											
11-1-0	0-1-0	3-0-0		NON-CONFERENCE	3-0-0		1-0-0		4-0-0		
5-0-0	0-0-0	2-0-0		HOME	2-0-0		0-0-0		1-0-0		
5-1-0	0-1-0	0-0-		AWAY	1-0-0		1-0-0		3-0-0		
1-0-0	0-0-0	1-0-0		NEUTRAL	0-0-0		0-0-0		0-0-0		
<hr/>											
5-5-0	0-4-0	1-0-0		CONFERENCE	1-0-0		2-1-0		1-0-0		
2-3-0	0-2-0	1-0-0		HOME	1-0-0		0-1-0		0-0-0		
3-2-0	0-2-0	0-0-0		AWAY	0-0-0		2-0-0		1-0-0		
0-0-0	0-0-0	0-0-0		NEUTRAL	0-0-0		0-0-0		0-0-0		
<hr/>											
RPI S	Opponent	Score	RPI S	Opponent	Score	RPI S	Opponent	Score	RPI S	Opponent	Score
1 A	Florida St.	1 2	29 H	Clemson	2 0	59 H	Duke	2 0	105 A	Louisville	3 0
5 H	Virginia	0 2	35 H	Buffalo	5 0	63 H	Dayton	4 0	110 H	Wake Forest	0 1
6 A	Penn St.	1 2	44 H	Georgetown	6 1	71 H	VCU	6 0	113 A	Ohio St.	3 1
8 A	North Carolina	2 3	44 N	Georgetown	4 3	91 A	East Carolina	3 0	133 A	Syracuse	5 0
13 H	Notre Dame	0 2							157 A	Miami (FL)	2 0
									191 H	UNCW	2 0
									223 A	Longwood	4 1
									231 A	Davidson	4 0
									244 A	Akron	3 0
<hr/>											
LAST 10 GAMES											
6 A	Penn St.	1 2	133 A	Syracuse	5 0						
44 N	Georgetown	4 3	110 H	Wake Forest	0 1						
63 H	Dayton	4 0	1 A	Florida St.	1 2						
105 A	Louisville	3 0	157 A	Miami (FL)	2 0						
5 H	Virginia	0 2	8 A	North Carolina	2 3						

Non-Div. I Games:

Virginia Tech



Average RPI Win:	114	WON-LOST RECORD	WINNING PCT. RANK	LAST 10 GAMES	STRENGTH OF SCHEDULE	OPP. STRENGTH OF SCHEDULE	TEAM RPI	ADJ RPI	CONF. RPI	ADJ CONF. RPI					
DIV. I ONLY		18-5-0	.78261	17	7-3-0	66	21	18	.62526	17	6	6			
DIV. I NON-CONF.		9-3-0	.75	37	2-1-0	55	3	24	.62852	20	6	6			
<hr/>															
TOTALS	RPI 1-25	RPI 26-50		W-L RECORDS		RPI 51-100		RPI 101-150		RPI 150+					
18-5-0	2-4-0	2-1-0		OVERALL		5-0-0		3-0-0		6-0-0					
11-0-0	0-0-0	1-0-0		HOME		2-0-0		2-0-0		6-0-0					
5-4-0	1-3-0	0-1-0		AWAY		3-0-0		1-0-0		0-0-0					
2-1-0	1-1-0	1-0-0		NEUTRAL		0-0-0		0-0-0		0-0-0					
9-3-0	1-2-0	2-1-0		NON-CONFERENCE		2-0-0		1-0-0		3-0-0					
6-0-0	0-0-0	1-0-0		HOME		1-0-0		1-0-0		3-0-0					
1-3-0	0-2-0	0-0-		AWAY		1-0-0		0-0-0		0-0-0					
2-0-0	1-0-0	1-0-0		NEUTRAL		0-0-0		0-0-0		0-0-0					
9-2-0	1-2-0	0-0-0		CONFERENCE		3-0-0		2-0-0		3-0-0					
5-0-0	0-0-0	0-0-0		HOME		1-0-0		1-0-0		3-0-0					
4-1-0	1-1-0	0-0-0		AWAY		2-0-0		1-0-0		0-0-0					
0-1-0	0-1-0	0-0-0		NEUTRAL		0-0-0		0-0-0		0-0-0					
<hr/>															
RPI S	Opponent	Score		RPI S	Opponent	Score		RPI S	Opponent	Score		RPI S	Opponent	Score	
1 A	Florida St.	0	1	28 N	Texas	2	0	60 A	Memphis	2	1	114 H	Long Beach St.	1	0
2 A	Texas A&M	0	3	48 A	Georgia	0	1	68 H	Ole Miss	4	0	121 A	Temple	2	0
9 N	Wisconsin	3	2	48 H	Georgia	2	1	69 A	TCU	2	0	132 H	Cincinnati	2	0
19 A	UConn	0	1					90 A	Tulsa	4	1	157 H	Miami (FL)	2	1
19 N	UConn	0	1					91 H	East Carolina	2	0	172 H	Fla. Atlantic	1	0
22 A	South Fla.	3	0									200 H	SMU	4	0
												200 H	SMU	3	0
												226 H	Oregon St.	4	0
												238 H	Houston	4	0
<hr/>															
LAST 10 GAMES															
1 A	Florida St.	0	1	132 H	Cincinnati	2	0								
9 N	Wisconsin	3	2	91 H	East Carolina	2	0								
48 H	Georgia	2	1	19 A	UConn	0	1								
19 N	UConn	0	1	121 A	Temple	2	0								
200 H	SMU	4	0	22 A	South Fla.	3	0								

Non-Div. I Games:

UCF

Average RPI Win: 102		WON-LOST	WINNING	LAST 10	STRENGTH OF		OPP. STRENGTH	TEAM	ADJ	CONF.	ADJ CONF.
Average RPI Loss: 16		RECORD	PCT. RANK	GAMES	SCHEDULE		OF SCHEDULE	RPI	RPI	RPI	RPI
DIV. I ONLY		16-7-1	.6875	45	7-2-1		15	26	17	.6194	18
DIV. I NON-CONF.		6-3-1	.65	80	1-1-1		25	98	33	.601	33
TOTALS		RPI 1-25	RPI 26-50		W-L RECORDS		RPI 51-100		RPI 101-150		RPI 150+
16-7-1		4-5-0	2-2-0		OVERALL		4-0-0		2-0-1		4-0-0
9-1-1		3-1-0	0-0-0		HOME		2-0-0		0-0-1		4-0-0
4-5-0		0-3-0	1-2-0		AWAY		1-0-0		2-0-0		0-0-0
3-1-0		1-1-0	1-0-0		NEUTRAL		1-0-0		0-0-0		0-0-0
6-3-1		0-3-0	1-0-0		NON-CONFERENCE		1-0-0		1-0-1		3-0-0
3-1-1		0-1-0	0-0-0		HOME		0-0-0		0-0-1		3-0-0
2-2-0		0-2-0	0-0-		AWAY		1-0-0		1-0-0		0-0-0
1-0-0		0-0-0	1-0-0		NEUTRAL		0-0-0		0-0-0		0-0-0
10-4-0		4-2-0	1-2-0		CONFERENCE		3-0-0		1-0-0		1-0-0
6-0-0		3-0-0	0-0-0		HOME		2-0-0		0-0-0		1-0-0
2-3-0		0-1-0	1-2-0		AWAY		0-0-0		1-0-0		0-0-0
2-1-0		1-1-0	0-0-0		NEUTRAL		1-0-0		0-0-0		0-0-0
RPI S	Opponent	Score	RPI S	Opponent	Score	RPI S	Opponent	Score	RPI S	Opponent	Score
2 A	Texas A&M	1 2	34 A	Missouri	1 2	57 N	Tennessee	3 2	105 A	Louisville	2 0
2 N	Texas A&M	0 1	40 N	Arizona St.	3 1	66 H	Alabama	2 1	123 H	SIUE	0 0
5 A	Virginia	0 7	42 A	Arkansas	1 2	68 H	Ole Miss	3 0	137 A	LSU	2 0
7 H	Florida	2 0	48 A	Georgia	2 0	70 A	Seattle	2 1	173 H	Morehead St.	3 0
10 H	South Carolina	1 0							232 H	Mississippi St.	3 0
12 H	Pepperdine	2 3							258 H	Ohio	3 0
15 A	Washington	1 4							317 H	Francis Marion	5 0
25 H	Auburn	2 1									
25 N	Auburn	2 1									
LAST 10 GAMES											
5 A	Virginia	0 7	25 N	Auburn	2 1						
40 N	Arizona St.	3 1	66 H	Alabama	2 1						
123 H	SIUE	0 0	48 A	Georgia	2 0						
2 N	Texas A&M	0 1	137 A	LSU	2 0						
57 N	Tennessee	3 2	7 H	Florida	2 0						

Non-Div. I Games:

Kentucky

Average RPI Win: 118		WON-LOST	WINNING	LAST 10	STRENGTH OF		OPP. STRENGTH	TEAM	ADJ	CONF.	ADJ CONF.
Average RPI Loss: 33		RECORD	PCT. RANK	GAMES	SCHEDULE		OF SCHEDULE	RPI	RPI	RPI	RPI
DIV. I ONLY		14-5-5	.6875	45	20		64	19	.61145	19	6
DIV. I NON-CONF.		8-3-1	.70833	58	23		40	22	.62378	23	6
TOTALS		RPI 1-25	RPI 26-50		W-L RECORDS		RPI 51-100		RPI 101-150		RPI 150+
14-5-5		2-4-1	1-0-0		OVERALL		4-0-2		2-1-1		5-0-1
9-2-2		1-2-0	1-0-0		HOME		3-0-2		0-0-0		4-0-0
4-3-3		0-2-1	0-0-0		AWAY		1-0-0		2-1-1		1-0-1
1-0-0		1-0-0	0-0-0		NEUTRAL		0-0-0		0-0-0		0-0-0
8-3-1		0-3-0	1-0-0		NON-CONFERENCE		2-0-0		1-0-1		4-0-0
7-1-0		0-1-0	1-0-0		HOME		2-0-0		0-0-0		4-0-0
1-2-1		0-2-0	0-0-0		AWAY		0-0-0		1-0-1		0-0-0
0-0-0		0-0-0	0-0-0		NEUTRAL		0-0-0		0-0-0		0-0-0
6-2-4		2-1-1	0-0-0		CONFERENCE		2-0-2		1-1-0		1-0-1
2-1-2		1-1-0	0-0-0		HOME		1-0-2		0-0-0		0-0-0
3-1-2		0-0-1	0-0-0		AWAY		1-0-0		1-1-0		1-0-1
1-0-0		1-0-0	0-0-0		NEUTRAL		0-0-0		0-0-0		0-0-0
RPI S	Opponent	Score	RPI S	Opponent	Score	RPI S	Opponent	Score	RPI S	Opponent	Score
1 H	Florida St.	2 3	43 H	Hofstra	1 0	60 H	Memphis	2 2	121 A	Temple	3 0
6 A	Penn St.	1 3				65 H	Navy	2 1	131 A	Central Conn. St.	3 1
6 A	Penn St.	0 1				82 H	St. John's (NY)	4 1	132 A	Cincinnati	0 3
17 H	UCF	1 0				90 H	Tulsa	1 0	133 A	Syracuse	1 1
17 N	UCF	1 0				90 H	Tulsa	2 2	164 H	New Hampshire	2 0
22 A	South Fla.	0 0				91 A	East Carolina	2 1	193 H	Massachusetts	5 0
22 H	South Fla.	0 2							200 A	SMU	3 1
									203 H	Brown	2 0
									234 H	Stony Brook	4 0
									238 A	Houston	0 0
LAST 10 GAMES											
6 A	Penn St.	0 1	121 A	Temple	3 0						
164 H	New Hampshire	2 0	17 H	UCF	1 0						
22 A	South Fla.	0 0	22 H	South Fla.	0 2						
17 N	UCF	1 0	200 A	SMU	3 1						
90 H	Tulsa	1 0	238 A	Houston	0 0						

Non-Div. I Games:

UConn

Average RPI Win:	152	WON-LOST RECORD	WINNING PCT. RANK	LAST 10 GAMES	STRENGTH OF SCHEDULE	OPP. STRENGTH OF SCHEDULE	TEAM RPI	ADJ RPI	CONF. RPI	ADJ CONF. RPI						
DIV. I ONLY		16-1-4	.85714	5	7-1-2	97	94	20	.61003	20	9	9				
DIV. I NON-CONF.		8-1-1	.85	15	0-1-0	105	106	31	.60719	31	9	9				
<hr/>																
TOTALS	RPI 1-25	RPI 26-50		W-L RECORDS		RPI 51-100		RPI 101-150		RPI 150+						
16-1-4	0-1-0	2-0-1		OVERALL		3-0-1		2-0-0		9-0-2						
8-0-1	0-0-0	1-0-1		HOME		2-0-0		1-0-0		4-0-0						
7-1-2	0-1-0	0-0-0		AWAY		1-0-0		1-0-0		5-0-2						
1-0-1	0-0-0	1-0-0		NEUTRAL		0-0-1		0-0-0		0-0-0						
8-1-1	0-1-0	1-0-0		NON-CONFERENCE		0-0-0		2-0-0		5-0-1						
4-0-0	0-0-0	1-0-0		HOME		0-0-0		1-0-0		2-0-0						
4-1-1	0-1-0	0-0-		AWAY		0-0-0		1-0-0		3-0-1						
0-0-0	0-0-0	0-0-0		NEUTRAL		0-0-0		0-0-0		0-0-0						
8-0-3	0-0-0	1-0-1		CONFERENCE		3-0-1		0-0-0		4-0-1						
4-0-1	0-0-0	0-0-1		HOME		2-0-0		0-0-0		2-0-0						
3-0-1	0-0-0	0-0-0		AWAY		1-0-0		0-0-0		2-0-1						
1-0-1	0-0-0	1-0-0		NEUTRAL		0-0-1		0-0-0		0-0-0						
<hr/>																
RPI	S	Opponent	Score		RPI	S	Opponent	Score		RPI	S	Opponent	Score			
9	A	Wisconsin	0	2	32	H	Illinois St.	3	1	77	A	Marquette	3	2		
					44	H	Georgetown	3	3	77	N	Marquette	0	0		
					44	N	Georgetown	2	0	82	H	St. John's (NY)	3	0		
										97	H	Providence	2	1		
												104	A	Nebraska	2	1
												132	H	Cincinnati	3	1
												168	A	Butler	2	2
												175	A	Towson	1	0
												176	A	Loyola Maryland	4	2
												178	H	Creighton	2	0
												183	A	Villanova	2	1
												197	A	Milwaukee	3	2
												207	H	Central Mich.	2	1
												216	A	Green Bay	1	1
												230	A	Seton Hall	1	0
												254	H	Loyola Chicago	4	0
												263	H	Xavier	1	0
<hr/>																
LAST 10 GAMES																
9	A	Wisconsin	0	2	77	A	Marquette	3	2							
44	N	Georgetown	2	0	168	A	Butler	2	2							
77	N	Marquette	0	0	178	H	Creighton	2	0							
82	H	St. John's (NY)	3	0	183	A	Villanova	2	1							
263	H	Xavier	1	0	230	A	Seton Hall	1	0							

**Non-Div. I Games:**

DePaul

Average RPI Win: 132		WON-LOST	WINNING	LAST 10	STRENGTH OF		OPP. STRENGTH	TEAM	ADJ	CONF.	ADJ CONF.
Average RPI Loss: 11		RECORD	PCT. RANK	GAMES	SCHEDULE		OF SCHEDULE	RPI	RPI	RPI	RPI
DIV. I ONLY		14-6-2	.68182	48	5-3-2		31	45	21	.60843	21
DIV. I NON-CONF.		9-2-0	.81818	22	1-1-0		53	112	23	.62475	22
TOTALS		RPI 1-25	RPI 26-50		W-L RECORDS		RPI 51-100		RPI 101-150		RPI 150+
14-6-2		0-6-0	6-0-1		OVERALL		1-0-1		1-0-0		6-0-0
7-4-1		0-4-0	2-0-0		HOME		1-0-1		0-0-0		4-0-0
5-2-1		0-2-0	4-0-1		AWAY		0-0-0		0-0-0		1-0-0
2-0-0		0-0-0	0-0-0		NEUTRAL		0-0-0		1-0-0		1-0-0
9-2-0		0-2-0	3-0-0		NON-CONFERENCE		0-0-0		1-0-0		5-0-0
5-1-0		0-1-0	2-0-0		HOME		0-0-0		0-0-0		3-0-0
2-1-0		0-1-0	1-0-		AWAY		0-0-0		0-0-0		1-0-0
2-0-0		0-0-0	0-0-0		NEUTRAL		0-0-0		1-0-0		1-0-0
5-4-2		0-4-0	3-0-1		CONFERENCE		1-0-1		0-0-0		1-0-0
2-3-1		0-3-0	0-0-0		HOME		1-0-1		0-0-0		1-0-0
3-1-1		0-1-0	3-0-1		AWAY		0-0-0		0-0-0		0-0-0
0-0-0		0-0-0	0-0-0		NEUTRAL		0-0-0		0-0-0		0-0-0
RPI S	Opponent	Score	RPI S	Opponent	Score	RPI S	Opponent	Score	RPI S	Opponent	Score
3 A	UCLA	0 3	31 A	Arizona	1 1	75 H	Utah	2 2	142 N	Portland St.	5 0
4 H	Stanford	2 3	36 A	Colorado	4 2	83 H	Oregon	2 1	153 H	Cal Poly	2 1
7 A	Florida	1 3	38 A	Southern California	2 1				170 H	San Francisco	3 1
14 H	Texas Tech	0 1	40 A	Arizona St.	1 0				198 A	St. Mary's (CA)	4 0
15 H	Washington	1 2	49 A	Santa Clara	2 1				226 H	Oregon St.	5 0
24 H	Washington St.	0 1	49 H	Santa Clara	1 0				303 H	Pacific	3 0
			50 H	San Diego St.	3 2				311 N	LIU Brooklyn	3 0
LAST 10 GAMES											
7 A	Florida	1 3	31 A	Arizona	1 1						
50 H	San Diego St.	3 2	40 A	Arizona St.	1 0						
4 H	Stanford	2 3	75 H	Utah	2 2						
83 H	Oregon	2 1	3 A	UCLA	0 3						
226 H	Oregon St.	5 0	38 A	Southern California	2 1						

Non-Div. I Games:

California

Average RPI Win: 109		WON-LOST	WINNING	LAST 10	STRENGTH OF		OPP. STRENGTH	TEAM	ADJ	CONF.	ADJ CONF.
Average RPI Loss: 55		RECORD	PCT. RANK	GAMES	SCHEDULE		OF SCHEDULE	RPI	RPI	RPI	RPI
DIV. I ONLY		13-7-2	.63636	71	7-2-1		17	58	22	.60465	22
DIV. I NON-CONF.		5-4-1	.55	142	0-1-0		21	13	38	.59719	36
TOTALS		RPI 1-25	RPI 26-50		W-L RECORDS		RPI 51-100		RPI 101-150		RPI 150+
13-7-2		1-3-1	3-1-0		OVERALL		2-2-1		5-0-0		2-1-0
8-4-2		0-2-1	2-1-0		HOME		2-0-1		2-0-0		2-1-0
4-3-0		1-1-0	1-0-0		AWAY		0-2-0		2-0-0		0-0-0
1-0-0		0-0-0	0-0-0		NEUTRAL		0-0-0		1-0-0		0-0-0
5-4-1		0-2-0	3-1-0		NON-CONFERENCE		0-0-1		2-0-0		0-1-0
2-3-1		0-1-0	2-1-0		HOME		0-0-1		0-0-0		0-1-0
2-1-0		0-1-0	1-0-		AWAY		0-0-0		1-0-0		0-0-0
1-0-0		0-0-0	0-0-0		NEUTRAL		0-0-0		1-0-0		0-0-0
8-3-1		1-1-1	0-0-0		CONFERENCE		2-2-0		3-0-0		2-0-0
6-1-1		0-1-1	0-0-0		HOME		2-0-0		2-0-0		2-0-0
2-2-0		1-0-0	0-0-0		AWAY		0-2-0		1-0-0		0-0-0
0-0-0		0-0-0	0-0-0		NEUTRAL		0-0-0		0-0-0		0-0-0
RPI S	Opponent	Score	RPI S	Opponent	Score	RPI S	Opponent	Score	RPI S	Opponent	Score
7 A	Florida	0 2	28 H	Texas	2 0	60 A	Memphis	0 1	121 A	Temple	2 0
10 H	South Carolina	0 3	32 H	Illinois St.	2 3	65 H	Navy	1 1	132 H	Cincinnati	3 2
17 H	UCF	0 3	33 H	FGCU	1 0	90 A	Tulsa	2 3	132 H	Cincinnati	4 2
19 A	UConn	2 0	45 A	Boston College	3 2	91 H	East Carolina	3 0	141 N	Kennesaw St.	1 0
19 H	UConn	0 0				91 H	East Carolina	2 0	146 A	Middle Tenn.	3 0
									172 H	Fla. Atlantic	0 1
									200 H	SMU	2 1
									238 H	Houston	3 1
LAST 10 GAMES											
32 H	Illinois St.	2 3	132 H	Cincinnati	4 2						
19 H	UConn	0 0	121 A	Temple	2 0						
91 H	East Carolina	3 0	19 A	UConn	2 0						
132 H	Cincinnati	3 2	17 H	UCF	0 3						
91 H	East Carolina	2 0	200 H	SMU	2 1						

Non-Div. I Games:

South Fla.

Average RPI Win:	111	WON-LOST	WINNING	LAST 10	STRENGTH OF	OPP. STRENGTH	TEAM	ADJ	CONF.	ADJ CONF.	
Average RPI Loss:	82	RECORD	PCT. RANK	GAMES	SCHEDULE	OF SCHEDULE	RPI	RPI	RPI	RPI	
DIV. I ONLY	14-5-3	.70455	40	8-2-0	48	83	24	.60108	23	12	12
DIV. I NON-CONF.	6-4-1	.59091	119	2-1-0	49	34	50	.57986	46	11	11
<hr/>											
TOTALS	RPI 1-25	RPI 26-50		W-L RECORDS		RPI 51-100		RPI 101-150		RPI 150+	
14-5-3	0-1-0	5-2-0		OVERALL		4-0-0		2-0-0		3-2-3	
7-3-2	0-0-0	3-2-0		HOME		2-0-0		0-0-0		2-1-2	
5-2-1	0-1-0	2-0-0		AWAY		1-0-0		2-0-0		0-1-1	
2-0-0	0-0-0	0-0-0		NEUTRAL		1-0-0		0-0-0		1-0-0	
<hr/>											
6-4-1	0-1-0	3-2-0		NON-CONFERENCE		2-0-0		0-0-0		1-1-1	
3-3-1	0-0-0	2-2-0		HOME		1-0-0		0-0-0		0-1-1	
2-1-0	0-1-0	1-0-		AWAY		1-0-0		0-0-0		0-0-0	
1-0-0	0-0-0	0-0-0		NEUTRAL		0-0-0		0-0-0		1-0-0	
<hr/>											
8-1-2	0-0-0	2-0-0		CONFERENCE		2-0-0		2-0-0		2-1-2	
4-0-1	0-0-0	1-0-0		HOME		1-0-0		0-0-0		2-0-1	
3-1-1	0-0-0	1-0-0		AWAY		0-0-0		2-0-0		0-1-1	
1-0-0	0-0-0	0-0-0		NEUTRAL		1-0-0		0-0-0		0-0-0	
<hr/>											
RPI S	Opponent	Score	RPI S	Opponent	Score	RPI S	Opponent	Score	RPI S	Opponent	Score
10 A	South Carolina	0 1	26 H	La Salle	2 1	65 H	Navy	1 0	125 A	Bucknell	2 1
			27 H	Northeastern	0 1	65 N	Navy	2 0	128 A	Holy Cross	3 0
			27 H	Northeastern	0 2	92 H	Dartmouth	1 0	161 H	Army	1 1
			39 A	Colgate	2 1	97 A	Providence	2 1	170 H	San Francisco	0 1
			39 H	Colgate	2 0				176 A	Loyola Maryland	0 1
			41 A	Harvard	2 1				211 A	Lehigh	1 1
			45 H	Boston College	2 1				244 H	Akron	1 1
									253 N	Col. of Charleston	1 0
									255 H	Lafayette	6 1
									282 H	American	3 0
<hr/>											
LAST 10 GAMES											
			27 H	Northeastern	0 2	39 H	Colgate	2 0			
			39 A	Colgate	2 1	176 A	Loyola Maryland	0 1			
			65 N	Navy	2 0	92 H	Dartmouth	1 0			
			125 A	Bucknell	2 1	255 H	Lafayette	6 1			
			282 H	American	3 0	41 A	Harvard	2 1			

**Non-Div. I Games:**

Boston U.

Average RPI Win: 123		WON-LOST	WINNING	LAST 10	STRENGTH OF		OPP. STRENGTH	TEAM	ADJ	CONF.	ADJ CONF.
Average RPI Loss: 29		RECORD	PCT. RANK	GAMES	SCHEDULE		OF SCHEDULE	RPI	RPI	RPI	RPI
DIV. I ONLY		10-5-4	.63158	77	3-5-2		21	30	23	.60075	24
DIV. I NON-CONF.		5-1-2	.75	37	0-1-0		43	113	27	.61195	28
TOTALS		RPI 1-25	RPI 26-50		W-L RECORDS		RPI 51-100		RPI 101-150		RPI 150+
10-5-4		1-2-2	1-2-1		OVERALL		3-1-1		1-0-0		4-0-0
3-4-2		0-1-1	0-2-1		HOME		2-1-0		1-0-0		0-0-0
7-1-1		1-1-0	1-0-0		AWAY		1-0-1		0-0-0		4-0-0
0-0-1		0-0-1	0-0-0		NEUTRAL		0-0-0		0-0-0		0-0-0
5-1-2		0-0-1	0-0-0		NON-CONFERENCE		1-1-1		1-0-0		3-0-0
2-1-0		0-0-0	0-0-0		HOME		1-1-0		1-0-0		0-0-0
3-0-1		0-0-0	0-0-		AWAY		0-0-1		0-0-0		3-0-0
0-0-1		0-0-1	0-0-0		NEUTRAL		0-0-0		0-0-0		0-0-0
5-4-2		1-2-1	1-2-1		CONFERENCE		2-0-0		0-0-0		1-0-0
1-3-2		0-1-1	0-2-1		HOME		1-0-0		0-0-0		0-0-0
4-1-0		1-1-0	1-0-0		AWAY		1-0-0		0-0-0		1-0-0
0-0-0		0-0-0	0-0-0		NEUTRAL		0-0-0		0-0-0		0-0-0
RPI S	Opponent	Score	RPI S	Opponent	Score	RPI S	Opponent	Score	RPI S	Opponent	Score
3 H	UCLA	0 1	31 H	Arizona	1 4	56 A	BYU	0 0	117 H	Montana	2 0
4 A	Stanford	0 1	36 A	Colorado	2 1	69 H	TCU	3 0	163 A	Hawaii	3 1
12 N	Pepperdine	0 0	38 H	Southern California	0 1	70 H	Seattle	1 2	179 A	Gonzaga	2 1
15 H	Washington	1 1	40 H	Arizona St.	0 0	75 A	Utah	4 2	226 A	Oregon St.	1 0
21 A	California	1 0				83 H	Oregon	1 0	262 A	Idaho	1 0
LAST 10 GAMES											
70 H	Seattle	1 2	36 A	Colorado	2 1						
15 H	Washington	1 1	83 H	Oregon	1 0						
38 H	Southern California	0 1	40 H	Arizona St.	0 0						
3 H	UCLA	0 1	31 H	Arizona	1 4						
75 A	Utah	4 2	4 A	Stanford	0 1						

Non-Div. I Games:

Washington St.



Average RPI Win:	99	WON-LOST RECORD	WINNING PCT. RANK	LAST 10 GAMES	STRENGTH OF SCHEDULE	OPP. STRENGTH OF SCHEDULE	TEAM RPI	ADJ RPI	CONF. RPI	ADJ CONF. RPI		
Average RPI Loss:	25											
DIV. I ONLY		12-7-3	.61364	86	6-3-1	25	28	27	.59883	25	2	2
DIV. I NON-CONF.		7-3-0	.7	59	1-1-0	11	74	18	.63902	17	1	1
<hr/>												
TOTALS	RPI 1-25	RPI 26-50		W-L RECORDS		RPI 51-100		RPI 101-150		RPI 150+		
12-7-3	0-5-0	3-1-0		OVERALL		4-1-3		2-0-0		3-0-0		
6-2-2	0-1-0	1-0-0		HOME		2-1-2		0-0-0		3-0-0		
4-3-1	0-2-0	2-1-0		AWAY		0-0-1		2-0-0		0-0-0		
2-2-0	0-2-0	0-0-0		NEUTRAL		2-0-0		0-0-0		0-0-0		
7-3-0	0-1-0	1-1-0		NON-CONFERENCE		3-1-0		1-0-0		2-0-0		
3-1-0	0-0-0	0-0-0		HOME		1-1-0		0-0-0		2-0-0		
2-1-0	0-0-0	1-0-		AWAY		0-0-0		1-0-0		0-0-0		
2-1-0	0-1-0	0-0-0		NEUTRAL		2-0-0		0-0-0		0-0-0		
5-4-3	0-4-0	2-0-0		CONFERENCE		1-0-3		1-0-0		1-0-0		
3-1-2	0-1-0	1-0-0		HOME		1-0-2		0-0-0		1-0-0		
2-2-1	0-2-0	1-0-0		AWAY		0-0-1		1-0-0		0-0-0		
0-1-0	0-1-0	0-0-0		NEUTRAL		0-0-0		0-0-0		0-0-0		
RPI S	Opponent	Score	RPI S	Opponent	Score	RPI S	Opponent	Score	RPI S	Opponent	Score	
2 A	Texas A&M	1 3	29 A	Clemson	1 2	52 N	Minnesota	3 1	103 A	Furman	2 1	
10 H	South Carolina	1 2	33 A	FGCU	1 0	57 H	Tennessee	0 0	137 A	LSU	2 0	
14 N	Texas Tech	1 2	34 H	Missouri	3 2	60 N	Memphis	3 0	154 H	UC Irvine	3 0	
18 A	Kentucky	1 2	42 A	Arkansas	2 1	66 H	Alabama	1 0	197 H	Milwaukee	2 0	
18 N	Kentucky	1 2				68 H	Ole Miss	2 2	232 H	Mississippi St.	2 0	
						74 H	Ga. Southern	3 0				
						85 H	Samford	1 2				
						96 A	Vanderbilt	0 0				
<hr/>												
LAST 10 GAMES												
14 N Texas Tech						1 2	232 H Mississippi St.					2 0
33 A FGCU						1 0	42 A Arkansas					2 1
18 N Kentucky						1 2	2 A Texas A&M					1 3
137 A LSU						2 0	34 H Missouri					3 2
66 H Alabama						1 0	57 H Tennessee					0 0

Non-Div. I Games:

Auburn

Average RPI Win:		146	WON-LOST RECORD		WINNING PCT. RANK		LAST 10 GAMES		STRENGTH OF SCHEDULE		OPP. STRENGTH OF SCHEDULE		TEAM RPI		ADJ RPI		CONF. RPI		ADJ CONF. RPI				
DIV. I ONLY			14-6-2		.68182 48		8-2-0		34		86		25		.59715 26		13		13				
DIV. I NON-CONF.			4-5-2		.45455 187		0-1-0		12		47		51		.57486 52		14		14				
TOTALS		RPI 1-25		RPI 26-50		W-L RECORDS		RPI 51-100		RPI 101-150		RPI 150+											
14-6-2		0-3-0		1-2-0		OVERALL		5-1-1		1-0-1		7-0-0											
7-2-1		0-1-0		0-1-0		HOME		3-0-0		1-0-1		3-0-0											
5-4-1		0-2-0		1-1-0		AWAY		1-1-1		0-0-0		3-0-0											
2-0-0		0-0-0		0-0-0		NEUTRAL		1-0-0		0-0-0		1-0-0											
4-5-2		0-3-0		1-2-0		NON-CONFERENCE		1-0-1		1-0-1		1-0-0											
3-2-1		0-1-0		0-1-0		HOME		1-0-0		1-0-1		1-0-0											
1-3-1		0-2-0		1-0-		AWAY		0-0-1		0-0-0		0-0-0											
0-0-0		0-0-0		0-0-0		NEUTRAL		0-0-0		0-0-0		0-0-0											
10-1-0		0-0-0		0-0-0		CONFERENCE		4-1-0		0-0-0		6-0-0											
4-0-0		0-0-0		0-0-0		HOME		2-0-0		0-0-0		2-0-0											
4-1-0		0-0-0		0-0-0		AWAY		1-1-0		0-0-0		3-0-0											
2-0-0		0-0-0		0-0-0		NEUTRAL		1-0-0		0-0-0		1-0-0											
RPI	S	Opponent		Score		RPI	S	Opponent		Score		RPI	S	Opponent		Score							
11	A	West Virginia		1	4	27	A	Northeastern		1	0	63	A	Dayton		1	0	119	H	Princeton		2	2
15	H	Washington		0	1	30	A	Rutgers		0	2	63	A	Dayton		1	2	121	H	Temple		3	2
23	A	Boston U.		1	2	33	H	FGCU		2	3	71	H	VCU		3	1	182	H	Pittsburgh		1	0
												79	H	George Washington		3	0	193	N	Massachusetts		3	0
												79	N	George Washington		2	1	205	A	Saint Louis		2	1
												87	A	William & Mary		3	3	214	H	Fordham		1	0
												95	H	James Madison		2	1	227	A	Duquesne		2	0
																		245	H	George Mason		4	1
																		246	A	St. Bonaventure		2	0

Average RPI Win:		148	WON-LOST RECORD		WINNING PCT. RANK	LAST 10 GAMES	STRENGTH OF SCHEDULE		OPP. STRENGTH OF SCHEDULE	TEAM RPI	ADJ RPI	CONF. RPI	ADJ CONF. RPI				
Average RPI Loss:		41															
DIV. I ONLY			15-5-3		.71739	36	7-2-1		62	82	29	.59548	27	10	10		
DIV. I NON-CONF.			6-4-2		.58333	124	1-1-0		54	50	62	.57126	60	8	8		
TOTALS		RPI 1-25		RPI 26-50		W-L RECORDS		RPI 51-100		RPI 101-150		RPI 150+					
15-5-3		2-1-0		1-3-0		OVERALL		3-1-1		1-0-0		8-0-2					
8-2-2		0-0-0		1-2-0		HOME		2-0-0		1-0-0		4-0-2					
7-3-1		2-1-0		0-1-0		AWAY		1-1-1		0-0-0		4-0-0					
0-0-0		0-0-0		0-0-0		NEUTRAL		0-0-0		0-0-0		0-0-0					
6-4-2		2-1-0		0-2-0		NON-CONFERENCE		0-1-1		0-0-0		4-0-1					
3-2-1		0-0-0		0-2-0		HOME		0-0-0		0-0-0		3-0-1					
3-2-1		2-1-0		0-0-		AWAY		0-1-1		0-0-0		1-0-0					
0-0-0		0-0-0		0-0-0		NEUTRAL		0-0-0		0-0-0		0-0-0					
9-1-1		0-0-0		1-1-0		CONFERENCE		3-0-0		1-0-0		4-0-1					
5-0-1		0-0-0		1-0-0		HOME		2-0-0		1-0-0		1-0-1					
4-1-0		0-0-0		0-1-0		AWAY		1-0-0		0-0-0		3-0-0					
0-0-0		0-0-0		0-0-0		NEUTRAL		0-0-0		0-0-0		0-0-0					
RPI	S	Opponent		Score		RPI	S	Opponent		Score		RPI	S	Opponent		Score	
1	A	Florida St.		0	3	26	H	La Salle		0	1	87	A	William & Mary		1	0
23	A	Boston U.		1	0	43	A	Hofstra		0	1	87	H	William & Mary		4	0
23	A	Boston U.		2	0	43	H	Hofstra		2	0	92	A	Dartmouth		0	1
						45	H	Boston College		0	1	95	H	James Madison		2	0
												97	A	Providence		0	0
														116 H Drexel		1	0
														164 H New Hampshire		1	0
														175 H Towson		4	0
														185 H Delaware		2	2
														191 A UNCW		1	0
														193 H Massachusetts		0	0
														224 A Elon		4	0
														228 H Albany (NY)		2	0
														235 A Maine		4	0
														253 A Col. of Charleston		3	0
														278 H UMass Lowell		3	0
LAST 10 GAMES																	
1	A	Florida St.		0	3	185	H	Delaware		2	2						
23	A	Boston U.		2	0	253	A	Col. of Charleston		3	0						
43	H	Hofstra		2	0	191	A	UNCW		1	0						
87	H	William & Mary		4	0	43	A	Hofstra		0	1						
116	H	Drexel		1	0	95	H	James Madison		2	0						

Non-Div. I Games:

Northeastern

T  
e  
x  
a  
s

Texas					Through Games Of Dec. 7, 2014-Final															
Average RPI Win:		133	WON-LOST RECORD		WINNING PCT. RANK		LAST 10 GAMES		STRENGTH OF SCHEDULE		OPP. STRENGTH OF SCHEDULE		TEAM RPI		ADJ RPI		CONF. RPI		ADJ CONF. RPI	
DIV. I ONLY			11-8-4		.56522 116		4-4-2		5		49		26		.59421 28		3		3	
DIV. I NON-CONF.			7-4-2		.61538 100		2-1-0		24		57		37		.59444 38		4		4	
TOTALS		RPI 1-25		RPI 26-50		W-L RECORDS		RPI 51-100		RPI 101-150		RPI 150+								
11-8-4		1-5-2		1-2-2		OVERALL		2-1-0		3-0-0		4-0-0								
5-4-1		1-2-0		1-2-1		HOME		0-0-0		1-0-0		2-0-0								
6-2-0		0-1-0		0-0-0		AWAY		2-1-0		2-0-0		2-0-0								
0-2-3		0-2-2		0-0-1		NEUTRAL		0-0-0		0-0-0		0-0-0								
7-4-2		0-4-0		1-0-2		NON-CONFERENCE		0-0-0		2-0-0		4-0-0								
4-1-1		0-1-0		1-0-1		HOME		0-0-0		1-0-0		2-0-0								
3-1-0		0-1-0		0-0-		AWAY		0-0-0		1-0-0		2-0-0								
0-2-1		0-2-0		0-0-1		NEUTRAL		0-0-0		0-0-0		0-0-0								
4-4-2		1-1-2		0-2-0		CONFERENCE		2-1-0		1-0-0		0-0-0								
1-3-0		1-1-0		0-2-0		HOME		0-0-0		0-0-0		0-0-0								
3-1-0		0-0-0		0-0-0		AWAY		2-1-0		1-0-0		0-0-0								
0-0-2		0-0-2		0-0-0		NEUTRAL		0-0-0		0-0-0		0-0-0								
RPI	S	Opponent		Score		RPI	S	Opponent		Score		RPI	S	Opponent		Score				
3	H	UCLA		0	1	37	H	Kansas		0	1	54	A	Oklahoma		1	0			
11	H	West Virginia		0	2	40	N	Arizona St.		2	2	69	A	TCU		1	3			
11	N	West Virginia		0	0	42	H	Arkansas		0	0	72	A	Baylor		2	1			
13	N	Notre Dame		1	2	46	H	Rice		3	0									
14	H	Texas Tech		1	0	47	H	Oklahoma St.		1	2									
14	N	Texas Tech		1	1															
17	N	UCF		0	2															
22	A	South Fla.		0	2															
						LAST 10 GAMES														
						13	N	Notre Dame		1	2	72	A	Baylor		2	1			
						46	H	Rice		3	0	54	A	Oklahoma		1	0			
						11	N	West Virginia		0	0	199	H	UALR		2	0			
						14	N	Texas Tech		1	1	69	A	TCU		1	3			
						47	H	Oklahoma St.		1	2	37	H	Kansas		0	1			

T  
e  
x  
a  
s

Non-Div. I Games:

Texas

**Non-Div. I Games:**

Clemson

Average RPI Win: 107		WON-LOST RECORD		WINNING PCT. RANK		LAST 10 GAMES		STRENGTH OF SCHEDULE		OPP. STRENGTH OF SCHEDULE		TEAM RPI		ADJ RPI		CONF. RPI		ADJ CONF. RPI	
DIV. I ONLY		13-6-1		.675 51		5-5-0		53		37		28		.59275 30		5		5	
DIV. I NON-CONF.		5-1-0		.83333 18		1-1-0		70		28		21		.62329 24		5		5	
TOTALS		RPI 1-25		RPI 26-50		W-L RECORDS		RPI 51-100		RPI 101-150		RPI 150+							
13-6-1		1-2-0		1-0-0		OVERALL		5-4-0		4-0-1		2-0-0							
9-1-0		0-0-0		1-0-0		HOME		4-1-0		2-0-0		2-0-0							
4-4-1		1-2-0		0-0-0		AWAY		1-2-0		2-0-1		0-0-0							
0-1-0		0-0-0		0-0-0		NEUTRAL		0-1-0		0-0-0		0-0-0							
5-1-0		0-1-0		1-0-0		NON-CONFERENCE		1-0-0		1-0-0		2-0-0							
4-0-0		0-0-0		1-0-0		HOME		1-0-0		0-0-0		2-0-0							
1-1-0		0-1-0		0-0-		AWAY		0-0-0		1-0-0		0-0-0							
0-0-0		0-0-0		0-0-0		NEUTRAL		0-0-0		0-0-0		0-0-0							
8-5-1		1-1-0		0-0-0		CONFERENCE		4-4-0		3-0-1		0-0-0							
5-1-0		0-0-0		0-0-0		HOME		3-1-0		2-0-0		0-0-0							
3-3-1		1-1-0		0-0-0		AWAY		1-2-0		1-0-1		0-0-0							
0-1-0		0-0-0		0-0-0		NEUTRAL		0-1-0		0-0-0		0-0-0							
RPI S	Opponent		Score		RPI S	Opponent		Score		RPI S	Opponent		Score		RPI S	Opponent		Score	
5	A	Virginia	0	3	26	H	La Salle	2	0	51	H	Michigan	1	0	104	A	Nebraska	1	1
6	A	Penn St.	1	0						52	A	Minnesota	0	2	113	A	Ohio St.	2	0
9	A	Wisconsin	0	1						61	H	Northwestern	0	1	119	A	Princeton	5	0
										64	A	Iowa	1	0	148	H	Indiana	1	0
										64	N	Iowa	0	1	150	H	Purdue	4	0
										67	H	Illinois	2	1	230	H	Seton Hall	1	0
										78	A	Maryland	0	2	234	H	Stony Brook	3	1
										93	H	Michigan St.	1	0					
										96	H	Vanderbilt	3	0					
LAST 10 GAMES																			
5	A	Virginia	0	3	9	A	Wisconsin	0	1										
26	H	La Salle	2	0	61	H	Northwestern	0	1										
64	N	Iowa	0	1	67	H	Illinois	2	1										
113	A	Ohio St.	2	0	6	A	Penn St.	1	0										
52	A	Minnesota	0	2	150	H	Purdue	4	0										

Non-Div. I Games:

Rutgers

Average RPI Win: 134		WON-LOST	WINNING	LAST 10	STRENGTH OF		OPP. STRENGTH	TEAM	ADJ	CONF.	ADJ CONF.
Average RPI Loss: 21		RECORD	PCT. RANK	GAMES	SCHEDULE		OF SCHEDULE	RPI	RPI	RPI	RPI
DIV. I ONLY		11-8-2	.57143	112	3-6-1		19	15	31	.5915	31
DIV. I NON-CONF.		7-2-1	.75	37	1-1-0		34	37	20	.62629	21
TOTALS		RPI 1-25	RPI 26-50		W-L RECORDS		RPI 51-100		RPI 101-150		RPI 150+
11-8-2		1-4-2	2-4-0		OVERALL		3-0-0		0-0-0		5-0-0
6-2-1		0-1-1	0-1-0		HOME		2-0-0		0-0-0		4-0-0
4-6-0		1-3-0	1-3-0		AWAY		1-0-0		0-0-0		1-0-0
1-0-1		0-0-1	1-0-0		NEUTRAL		0-0-0		0-0-0		0-0-0
7-2-1		0-1-1	2-1-0		NON-CONFERENCE		1-0-0		0-0-0		4-0-0
4-0-0		0-0-0	0-0-0		HOME		1-0-0		0-0-0		3-0-0
2-2-0		0-1-0	1-0-		AWAY		0-0-0		0-0-0		1-0-0
1-0-1		0-0-1	1-0-0		NEUTRAL		0-0-0		0-0-0		0-0-0
4-6-1		1-3-1	0-3-0		CONFERENCE		2-0-0		0-0-0		1-0-0
2-2-1		0-1-1	0-1-0		HOME		1-0-0		0-0-0		1-0-0
2-4-0		1-2-0	0-2-0		AWAY		1-0-0		0-0-0		0-0-0
0-0-0		0-0-0	0-0-0		NEUTRAL		0-0-0		0-0-0		0-0-0
RPI S	Opponent	Score	RPI S	Opponent	Score	RPI S	Opponent	Score	RPI S	Opponent	Score
2 A	Texas A&M	2 7	33 A	FGCU	1 2	75 A	Utah	2 1	162 A	FIU	2 0
2 N	Texas A&M	2 2	36 A	Colorado	1 3	83 H	Oregon	1 0	186 H	Lipscomb	3 1
3 A	UCLA	0 6	38 H	Southern California	0 3	99 H	Northern Ariz.	1 0	226 H	Oregon St.	2 0
4 H	Stanford	2 3	40 A	Arizona St.	0 1				259 H	Nevada	4 0
15 A	Washington	0 2	47 A	Oklahoma St.	1 0				262 H	Idaho	3 0
21 H	California	1 1	47 N	Oklahoma St.	3 1						
24 A	Washington St.	4 1									
LAST 10 GAMES											
2 A	Texas A&M	2 7	21 H	California	1 1						
47 A	Oklahoma St.	1 0	4 H	Stanford	2 3						
40 A	Arizona St.	0 1	3 A	UCLA	0 6						
36 A	Colorado	1 3	15 A	Washington	0 2						
75 A	Utah	2 1	24 A	Washington St.	4 1						

Non-Div. I Games:

Arizona

Average RPI Win:		184	WON-LOST RECORD		WINNING PCT. RANK		LAST 10 GAMES		STRENGTH OF SCHEDULE		OPP. STRENGTH OF SCHEDULE		TEAM RPI		ADJ RPI		CONF. RPI		ADJ CONF. RPI					
DIV. I ONLY			16-6-0		.72727		31		9-1-0		68		122		33		.59023		32		18		18	
DIV. I NON-CONF.			8-6-0		.57143		126		2-1-0		37		58		53		.57544		50		18		18	
TOTALS		RPI 1-25		RPI 26-50		W-L RECORDS		RPI 51-100		RPI 101-150		RPI 150+												
16-6-0		1-3-0		0-1-0		OVERALL		1-1-0		3-0-0		11-1-0												
10-1-0		0-0-0		0-1-0		HOME		1-0-0		2-0-0		7-0-0												
5-4-0		1-2-0		0-0-0		AWAY		0-1-0		1-0-0		3-1-0												
1-1-0		0-1-0		0-0-0		NEUTRAL		0-0-0		0-0-0		1-0-0												
8-6-0		1-3-0		0-1-0		NON-CONFERENCE		1-1-0		1-0-0		5-1-0												
5-1-0		0-0-0		0-1-0		HOME		1-0-0		1-0-0		3-0-0												
2-4-0		1-2-0		0-0-		AWAY		0-1-0		0-0-0		1-1-0												
1-1-0		0-1-0		0-0-0		NEUTRAL		0-0-0		0-0-0		1-0-0												
8-0-0		0-0-0		0-0-0		CONFERENCE		0-0-0		2-0-0		6-0-0												
5-0-0		0-0-0		0-0-0		HOME		0-0-0		1-0-0		4-0-0												
3-0-0		0-0-0		0-0-0		AWAY		0-0-0		1-0-0		2-0-0												
0-0-0		0-0-0		0-0-0		NEUTRAL		0-0-0		0-0-0		0-0-0												
RPI	S	Opponent		Score		RPI	S	Opponent		Score		RPI	S	Opponent		Score								
2	A	Texas A&M		1	4	45	H	Boston College		1	4	58	A	Miami (OH)		2	3							
12	N	Pepperdine		0	4							72	H	Baylor		2	1							
20	A	DePaul		1	3							118	H	Western Mich.		1	0							
22	A	South Fla.		3	2							138	A	Evansville		1	0							
												138	H	Evansville		2	1							
												155	A	Southeast Mo. St.		3	0							
												158	N	Sam Houston St.		4	0							
												197	A	Milwaukee		1	2							
												207	H	Central Mich.		5	1							
												215	H	Northern Ill.		4	1							
												217	A	Drake		2	0							
						219	H	Missouri St.		6	2													
						219	H	Missouri St.		2	0													
						254	A	Loyola Chicago		2	1													
						262	H	Idaho		8	0													
						266	H	UNI		3	1													
						285	H	Indiana St.		4	0													
LAST 10 GAMES																								
12	N	Pepperdine		0	4	217	A	Drake		2	0													
22	A	South Fla.		3	2	285	H	Indiana St.		4	0													
138	H	Evansville		2	1	266	H	UNI		3	1													
219	H	Missouri St.		6	2	254	A	Loyola Chicago		2	1													
262	H	Idaho		8	0	138	A	Evansville		1	0													

**Non-Div. I Games:**

Illinois St.



FGCU				Through Games Of Dec. 7, 2014-Final																
Average RPI Win:		192	WON-LOST RECORD		WINNING PCT. RANK		LAST 10 GAMES		STRENGTH OF SCHEDULE		OPP. STRENGTH OF SCHEDULE		TEAM RPI		ADJ RPI		CONF. RPI		ADJ CONF. RPI	
DIV. I ONLY		16-4-0		.8 12		9-1-0		129		93		36		.58958 33		19		19		
DIV. I NON-CONF.		7-4-0		.63636 88		1-1-0		73		12		48		.57899 47		19		19		
TOTALS		RPI 1-25		RPI 26-50		W-L RECORDS		RPI 51-100		RPI 101-150		RPI 150+								
16-4-0		0-4-0		2-0-0		OVERALL		0-0-0		2-0-0		12-0-0								
10-1-0		0-1-0		1-0-0		HOME		0-0-0		1-0-0		8-0-0								
6-2-0		0-2-0		1-0-0		AWAY		0-0-0		1-0-0		4-0-0								
0-1-0		0-1-0		0-0-0		NEUTRAL		0-0-0		0-0-0		0-0-0								
7-4-0		0-4-0		2-0-0		NON-CONFERENCE		0-0-0		0-0-0		5-0-0								
4-1-0		0-1-0		1-0-0		HOME		0-0-0		0-0-0		3-0-0								
3-2-0		0-2-0		1-0-		AWAY		0-0-0		0-0-0		2-0-0								
0-1-0		0-1-0		0-0-0		NEUTRAL		0-0-0		0-0-0		0-0-0								
9-0-0		0-0-0		0-0-0		CONFERENCE		0-0-0		2-0-0		7-0-0								
6-0-0		0-0-0		0-0-0		HOME		0-0-0		1-0-0		5-0-0								
3-0-0		0-0-0		0-0-0		AWAY		0-0-0		1-0-0		2-0-0								
0-0-0		0-0-0		0-0-0		NEUTRAL		0-0-0		0-0-0		0-0-0								
RPI	S	Opponent		Score		RPI	S	Opponent		Score		RPI	S	Opponent		Score				
2	A	Texas A&M		1	2	26	A	La Salle		3	2			141	A	Kennesaw St.		2	1	
10	N	South Carolina		0	2	31	H	Arizona		2	1			141	H	Kennesaw St.		3	1	
22	A	South Fla.		0	1									157	A	Miami (FL)		2	1	
25	H	Auburn		0	1									160	H	Jacksonville		2	0	
														162	A	FIU		2	0	
														186	H	Lipscomb		2	1	
														187	H	Murray St.		4	0	
														233	H	Wofford		3	0	
														241	H	Northern Ky.		3	1	
														241	H	Northern Ky.		2	0	
														272	A	North Florida		3	0	
														276	H	Stetson		1	0	
														295	H	Bakersfield		3	0	
														322	A	USC Upstate		3	0	
						LAST 10 GAMES														
						25	H	Auburn		0	1	186	H	Lipscomb		2	1			
						141	H	Kennesaw St.		3	1	241	H	Northern Ky.		2	0			
						241	H	Northern Ky.		3	1	141	A	Kennesaw St.		2	1			
						276	H	Stetson		1	0	322	A	USC Upstate		3	0			
						160	H	Jacksonville		2	0	26	A	La Salle		3	2			

Non-Div. I Games: Palm Beach Atl. 4 0

FGCU

Average RPI Win:		91	WON-LOST RECORD		WINNING PCT. RANK		LAST 10 GAMES		STRENGTH OF SCHEDULE		OPP. STRENGTH OF SCHEDULE		TEAM RPI		ADJ RPI		CONF. RPI		ADJ CONF. RPI				
DIV. I ONLY			12-7-3		.61364 86		4-5-1		46		12		38		.5891 34		2		2				
DIV. I NON-CONF.			6-2-2		.7 59		1-1-0		51		42		32		.60237 32		1		1				
TOTALS		RPI 1-25		RPI 26-50				W-L RECORDS		RPI 51-100				RPI 101-150				RPI 150+					
12-7-3		2-5-0		3-0-0				OVERALL		2-2-2				3-0-1				2-0-0					
7-1-1		1-0-0		1-0-0				HOME		1-1-1				3-0-0				1-0-0					
5-3-1		1-2-0		2-0-0				AWAY		1-1-1				0-0-0				1-0-0					
0-3-1		0-3-0		0-0-0				NEUTRAL		0-0-0				0-0-1				0-0-0					
6-2-2		0-2-0		1-0-0				NON-CONFERENCE		1-0-1				2-0-1				2-0-0					
3-0-1		0-0-0		0-0-0				HOME		0-0-1				2-0-0				1-0-0					
3-0-0		0-0-0		1-0-				AWAY		1-0-0				0-0-0				1-0-0					
0-2-1		0-2-0		0-0-0				NEUTRAL		0-0-0				0-0-1				0-0-0					
6-5-1		2-3-0		2-0-0				CONFERENCE		1-2-1				1-0-0				0-0-0					
4-1-0		1-0-0		1-0-0				HOME		1-1-0				1-0-0				0-0-0					
2-3-1		1-2-0		1-0-0				AWAY		0-1-1				0-0-0				0-0-0					
0-1-0		0-1-0		0-0-0				NEUTRAL		0-0-0				0-0-0				0-0-0					
RPI	S	Opponent		Score		RPI	S	Opponent		Score		RPI	S	Opponent		Score		RPI	S	Opponent		Score	
7	A	Florida		1	3	37	A	Kansas		3	1	57	A	Tennessee		0	3	117	H	Montana		4	3
10	A	South Carolina		1	0	42	H	Arkansas		2	1	61	H	Northwestern		0	0	133	N	Syracuse		0	0
10	N	South Carolina		1	2	48	A	Georgia		2	0	66	H	Alabama		0	1	136	H	UT Martin		1	0
11	N	West Virginia		2	3							68	A	Ole Miss		3	3	137	H	LSU		3	1
15	N	Washington		0	1							69	A	TCU		2	1	184	H	CSUN		3	1
18	H	Kentucky		2	1							96	H	Vanderbilt		2	0	200	A	SMU		3	1
25	A	Auburn		2	3																		
LAST 10 GAMES																							
15	N	Washington		0	1	68	A	Ole Miss		3	3												
37	A	Kansas		3	1	66	H	Alabama		0	1												
10	N	South Carolina		1	2	48	A	Georgia		2	0												
42	H	Arkansas		2	1	25	A	Auburn		2	3												
57	A	Tennessee		0	3	96	H	Vanderbilt		2	0												

Non-Div. I Games:

Missouri

Average RPI Win:	176	WON-LOST RECORD	WINNING PCT. RANK	LAST 10 GAMES	STRENGTH OF SCHEDULE	OPP. STRENGTH OF SCHEDULE	TEAM RPI	ADJ RPI	CONF. RPI	ADJ CONF. RPI		
DIV. I ONLY		16-3-3	.79545	14	8-1-1	95	136	30	.58823	35	15	15
DIV. I NON-CONF.		4-3-1	.5625	129	0-1-0	93	101	91	.53753	92	15	15
<hr/>												
TOTALS	RPI 1-25	RPI 26-50		W-L RECORDS		RPI 51-100		RPI 101-150		RPI 150+		
16-3-3	0-2-0	0-0-0		OVERALL		4-0-0		3-0-1		9-1-2		
11-0-1	0-0-0	0-0-0		HOME		3-0-0		3-0-1		5-0-0		
5-3-2	0-2-0	0-0-0		AWAY		1-0-0		0-0-0		4-1-2		
0-0-0	0-0-0	0-0-0		NEUTRAL		0-0-0		0-0-0		0-0-0		
<hr/>												
4-3-1	0-2-0	0-0-0		NON-CONFERENCE		1-0-0		1-0-0		2-1-1		
3-0-0	0-0-0	0-0-0		HOME		0-0-0		1-0-0		2-0-0		
1-3-1	0-2-0	0-0-		AWAY		1-0-0		0-0-0		0-1-1		
0-0-0	0-0-0	0-0-0		NEUTRAL		0-0-0		0-0-0		0-0-0		
<hr/>												
12-0-2	0-0-0	0-0-0		CONFERENCE		3-0-0		2-0-1		7-0-1		
8-0-1	0-0-0	0-0-0		HOME		3-0-0		2-0-1		3-0-0		
4-0-1	0-0-0	0-0-0		AWAY		0-0-0		0-0-0		4-0-1		
0-0-0	0-0-0	0-0-0		NEUTRAL		0-0-0		0-0-0		0-0-0		
<hr/>												
RPI S	Opponent	Score		RPI S	Opponent	Score		RPI S	Opponent	Score		
6 A	Penn St.	1	4					58 H	Miami (OH)	2	0	
16 A	Virginia Tech	0	5					98 H	Ball St.	2	1	
								98 H	Ball St.	2	1	
								100 A	Niagara	2	0	

Non-Div. I Games:

Buffalo

Average RPI Win:	149	WON-LOST	WINNING	LAST 10	STRENGTH OF	OPP. STRENGTH	TEAM	ADJ	CONF.	ADJ CONF.	
Average RPI Loss:	37	RECORD	PCT. RANK	GAMES	SCHEDULE	OF SCHEDULE	RPI	RPI	RPI	RPI	
DIV. I ONLY	14-7-1	.65909	60	6-3-1	50	61	32	.58782	36	1	1
DIV. I NON-CONF.	8-3-0	.72727	48	1-1-0	99	165	52	.57299	57	2	2
TOTALS	RPI 1-25	RPI 26-50	W-L RECORDS	RPI 51-100	RPI 101-150	RPI 150+					
14-7-1	0-5-1	3-1-0	OVERALL	3-0-0	0-0-0	8-1-0					
10-3-1	0-2-1	2-1-0	HOME	2-0-0	0-0-0	6-0-0					
4-3-0	0-3-0	1-0-0	AWAY	1-0-0	0-0-0	2-0-0					
0-1-0	0-0-0	0-0-0	NEUTRAL	0-0-0	0-0-0	0-1-0					
8-3-0	0-1-0	0-1-0	NON-CONFERENCE	1-0-0	0-0-0	7-1-0					
7-1-0	0-0-0	0-1-0	HOME	1-0-0	0-0-0	6-0-0					
1-1-0	0-1-0	0-0-	AWAY	0-0-0	0-0-0	1-0-0					
0-1-0	0-0-0	0-0-0	NEUTRAL	0-0-0	0-0-0	0-1-0					
6-4-1	0-4-1	3-0-0	CONFERENCE	2-0-0	0-0-0	1-0-0					
3-2-1	0-2-1	2-0-0	HOME	1-0-0	0-0-0	0-0-0					
3-2-0	0-2-0	1-0-0	AWAY	1-0-0	0-0-0	1-0-0					
0-0-0	0-0-0	0-0-0	NEUTRAL	0-0-0	0-0-0	0-0-0					
RPI S Opponent	Score	RPI S Opponent	Score	RPI S Opponent	Score	RPI S Opponent	Score				
3 A UCLA	0 1	31 H Arizona	3 1	56 H BYU	2 0	159 A UNLV	3 0				
4 A Stanford	0 3	37 H Kansas	1 2	75 H Utah	2 0	165 N Kent St.	0 1				
8 A North Carolina	0 1	38 A Southern California	1 0	83 A Oregon	2 1	170 H San Francisco	3 0				
15 H Washington	0 0	40 H Arizona St.	2 0			189 H Denver	2 1				
21 H California	2 4					212 H Northern Colo.	1 0				
24 H Washington St.	1 2					226 A Oregon St.	1 0				
						242 H Detroit	3 0				
						277 H Colorado St.	2 0				
						292 H Bryant	2 0				
LAST 10 GAMES											
8 A North Carolina	0 1	15 H Washington	0 0								
56 H BYU	2 0	24 H Washington St.	1 2								
75 H Utah	2 0	4 A Stanford	0 3								
31 H Arizona	3 1	83 A Oregon	2 1								
40 H Arizona St.	2 0	226 A Oregon St.	1 0								

Non-Div. I Games:

Colorado

Average RPI Win: 131		WON-LOST	WINNING	LAST 10	STRENGTH OF	OPP. STRENGTH	TEAM	ADJ	CONF.	ADJ CONF.				
Average RPI Loss: 41		RECORD	PCT. RANK	GAMES	SCHEDULE	OF SCHEDULE	RPI	RPI	RPI	RPI				
DIV. I ONLY		15-6-0	.71429	37	5-5-0	81	55	35	.58749	37	3	3		
DIV. I NON-CONF.		10-2-0	.83333	18	1-1-0	133	96	34	.59823	35	4	4		
<hr/>														
TOTALS		RPI 1-25		RPI 26-50		W-L RECORDS		RPI 51-100		RPI 101-150		RPI 150+		
15-6-0		0-2-0		3-1-0		OVERALL		2-3-0		3-0-0		7-0-0		
10-3-0		0-2-0		1-1-0		HOME		0-0-0		3-0-0		6-0-0		
5-2-0		0-0-0		2-0-0		AWAY		2-2-0		0-0-0		1-0-0		
0-1-0		0-0-0		0-0-0		NEUTRAL		0-1-0		0-0-0		0-0-0		
10-2-0		0-0-0		1-1-0		NON-CONFERENCE		0-1-0		2-0-0		7-0-0		
8-1-0		0-0-0		0-1-0		HOME		0-0-0		2-0-0		6-0-0		
2-1-0		0-0-0		1-0-		AWAY		0-1-0		0-0-0		1-0-0		
0-0-0		0-0-0		0-0-0		NEUTRAL		0-0-0		0-0-0		0-0-0		
5-4-0		0-2-0		2-0-0		CONFERENCE		2-2-0		1-0-0		0-0-0		
2-2-0		0-2-0		1-0-0		HOME		0-0-0		1-0-0		0-0-0		
3-1-0		0-0-0		1-0-0		AWAY		2-1-0		0-0-0		0-0-0		
0-1-0		0-0-0		0-0-0		NEUTRAL		0-1-0		0-0-0		0-0-0		
RPI	S	Opponent		Score	RPI	S	Opponent		Score	RPI	S	Opponent		Score
11	H	West Virginia		0 2	28	A	Texas		1 0	54	A	Oklahoma		0 1
14	H	Texas Tech		0 1	34	H	Missouri		1 3	54	N	Oklahoma		1 2
					36	A	Colorado		2 1	69	A	TCU		2 0
					47	H	Oklahoma St.		2 1	72	A	Baylor		1 0
										77	A	Marquette		0 1
												Wake Forest		4 1
												Wyoming		3 1
												Iowa St.		2 1
												UMKC		1 0
												CSUN		2 0
												Denver		2 0
												UTSA		2 1
												St. Mary's (CA)		4 0
												SMU		3 0
												Missouri St.		2 1
<hr/>														
LAST 10 GAMES														
34	H	Missouri		1 3	14	H	Texas Tech		0 1					
54	N	Oklahoma		1 2	28	A	Texas		1 0					
54	A	Oklahoma		0 1	219	H	Missouri St.		2 1					
149	H	Iowa St.		2 1	47	H	Oklahoma St.		2 1					
11	H	West Virginia		0 2	69	A	TCU		2 0					

Non-Div. I Games:

Kansas

Average RPI Win:	125	WON-LOST	WINNING	LAST 10	STRENGTH OF	OPP. STRENGTH	TEAM	ADJ	CONF.	ADJ CONF.		
Average RPI Loss:	19	RECORD	PCT. RANK	GAMES	SCHEDULE	OF SCHEDULE	RPI	RPI	RPI	RPI		
DIV. I ONLY		12-6-3	.64286	67	5-4-1	64	22	40	.58525	38	1	1
DIV. I NON-CONF.		6-1-3	.75	37	0-0-1	158	66	56	.57493	51	2	2
<hr/>												
TOTALS	RPI 1-25	RPI 26-50		W-L RECORDS		RPI 51-100		RPI 101-150		RPI 150+		
12-6-3	3-4-1	1-2-0		OVERALL		2-0-1		3-0-0		3-0-1		
4-6-0	0-4-0	0-2-0		HOME		1-0-0		1-0-0		2-0-0		
6-0-3	3-0-1	1-0-0		AWAY		1-0-1		0-0-0		1-0-1		
2-0-0	0-0-0	0-0-0		NEUTRAL		0-0-0		2-0-0		0-0-0		
6-1-3	1-1-1	0-0-0		NON-CONFERENCE		0-0-1		3-0-0		2-0-1		
3-1-0	0-1-0	0-0-0		HOME		0-0-0		1-0-0		2-0-0		
1-0-3	1-0-1	0-0-		AWAY		0-0-1		0-0-0		0-0-1		
2-0-0	0-0-0	0-0-0		NEUTRAL		0-0-0		2-0-0		0-0-0		
6-5-0	2-3-0	1-2-0		CONFERENCE		2-0-0		0-0-0		1-0-0		
1-5-0	0-3-0	0-2-0		HOME		1-0-0		0-0-0		0-0-0		
5-0-0	2-0-0	1-0-0		AWAY		1-0-0		0-0-0		1-0-0		
0-0-0	0-0-0	0-0-0		NEUTRAL		0-0-0		0-0-0		0-0-0		
RPI	S	Opponent	Score	RPI	S	Opponent	Score	RPI	S	Opponent	Score	
3	H	UCLA	0 2	31	A	Arizona	3 0	55	A	San Diego	1 1	
4	H	Stanford	0 1	36	H	Colorado	0 1	75	H	Utah	2 0	
12	A	Pepperdine	1 1	40	H	Arizona St.	0 2	83	A	Oregon	1 0	
12	H	Pepperdine	1 2									
13	A	Notre Dame	2 1									
15	A	Washington	2 1									
21	H	California	1 2									
24	A	Washington St.	1 0									

Non-Div. I Games:

Southern California

Average RPI Win:	177	WON-LOST RECORD	WINNING PCT. RANK	LAST 10 GAMES	STRENGTH OF SCHEDULE	OPP. STRENGTH OF SCHEDULE	TEAM RPI	ADJ RPI	CONF. RPI	ADJ CONF. RPI					
DIV. I ONLY		14-3-2	.78947	15	7-2-1	131	91	39	.58499	39	12	12			
DIV. I NON-CONF.		6-1-1	.8125	24	1-0-0	177	73	45	.58219	45	11	11			
<hr/>															
TOTALS	RPI 1-25	RPI 26-50		W-L RECORDS		RPI 51-100		RPI 101-150		RPI 150+					
14-3-2	0-2-0	1-1-0		OVERALL		1-0-2		4-0-0		8-0-0					
8-1-2	0-1-0	0-0-0		HOME		0-0-2		3-0-0		5-0-0					
6-2-0	0-1-0	1-1-0		AWAY		1-0-0		1-0-0		3-0-0					
0-0-0	0-0-0	0-0-0		NEUTRAL		0-0-0		0-0-0		0-0-0					
6-1-1	0-0-0	1-1-0		NON-CONFERENCE		1-0-1		1-0-0		3-0-0					
4-0-1	0-0-0	0-0-0		HOME		0-0-1		1-0-0		3-0-0					
2-1-0	0-0-0	1-0-		AWAY		1-0-0		0-0-0		0-0-0					
0-0-0	0-0-0	0-0-0		NEUTRAL		0-0-0		0-0-0		0-0-0					
8-2-1	0-2-0	0-0-0		CONFERENCE		0-0-1		3-0-0		5-0-0					
4-1-1	0-1-0	0-0-0		HOME		0-0-1		2-0-0		2-0-0					
4-1-0	0-1-0	0-0-0		AWAY		0-0-0		1-0-0		3-0-0					
0-0-0	0-0-0	0-0-0		NEUTRAL		0-0-0		0-0-0		0-0-0					
RPI	S	Opponent	Score	RPI	S	Opponent	Score	RPI	S	Opponent	Score				
23	A	Boston U.	0 2	41	A	Harvard	1 0	65	H	Navy	1 1	125	H	Bucknell	2 0
23	H	Boston U.	1 2	45	A	Boston College	1 3	84	H	Colorado Col.	0 0	125	H	Bucknell	2 1
								97	A	Providence	1 0	128	A	Holy Cross	2 1
								133	H	Syracuse	1 0				
								161	H	Army	5 0				
								176	A	Loyola Maryland	1 0				
								181	H	Cornell	2 1				
								211	H	Lehigh	1 0				
								255	A	Lafayette	2 0				
								278	H	UMass Lowell	2 0				
								282	A	American	1 0				
								289	H	Vermont	3 1				
								LAST 10 GAMES							
								23	H	Boston U.	1 2	125	H	Bucknell	2 0
125	H	Bucknell	2 1	128	A	Holy Cross	2 1								
282	A	American	1 0	181	H	Cornell	2 1								
211	H	Lehigh	1 0	65	H	Navy	1 1								
23	A	Boston U.	0 2	161	H	Army	5 0								

Non-Div. I Games:

Colgate

Average RPI Win: 140		WON-LOST	WINNING	LAST 10	STRENGTH OF		OPP. STRENGTH	TEAM	ADJ	CONF.	ADJ CONF.
Average RPI Loss: 27		RECORD	PCT. RANK	GAMES	SCHEDULE		OF SCHEDULE	RPI	RPI	RPI	RPI
DIV. I ONLY		12-6-4	.63636	71	4-5-1		67	9	41	.58464	40
DIV. I NON-CONF.		8-2-1	.77273	35	1-1-0		155	24	44	.58678	43
TOTALS		RPI 1-25	RPI 26-50		W-L RECORDS		RPI 51-100		RPI 101-150		RPI 150+
12-6-4		1-4-2	3-1-1		OVERALL		2-1-1		0-0-0		6-0-0
5-2-2		1-2-1	2-0-0		HOME		1-0-1		0-0-0		1-0-0
5-3-1		0-1-1	1-1-0		AWAY		1-1-0		0-0-0		3-0-0
2-1-1		0-1-0	0-0-1		NEUTRAL		0-0-0		0-0-0		2-0-0
8-2-1		1-1-0	1-0-1		NON-CONFERENCE		1-1-0		0-0-0		5-0-0
3-0-0		1-0-0	1-0-0		HOME		1-0-0		0-0-0		0-0-0
3-1-0		0-0-0	0-0-		AWAY		0-1-0		0-0-0		3-0-0
2-1-1		0-1-0	0-0-1		NEUTRAL		0-0-0		0-0-0		2-0-0
4-4-3		0-3-2	2-1-0		CONFERENCE		1-0-1		0-0-0		1-0-0
2-2-2		0-2-1	1-0-0		HOME		0-0-1		0-0-0		1-0-0
2-2-1		0-1-1	1-1-0		AWAY		1-0-0		0-0-0		0-0-0
0-0-0		0-0-0	0-0-0		NEUTRAL		0-0-0		0-0-0		0-0-0
RPI S	Opponent	Score		RPI S	Opponent	Score		RPI S	Opponent	Score	
2 H	Texas A&M	2	1	28 N	Texas	2	2	67 A	Illinois	1	3
3 H	UCLA	1	1	31 H	Arizona	1	0	75 A	Utah	2	1
4 H	Stanford	0	2	36 A	Colorado	0	2	83 H	Oregon	1	1
15 A	Washington	1	2	38 A	Southern California	2	0	99 H	Northern Ariz.	4	2
18 N	Kentucky	1	3	47 H	Oklahoma St.	2	0				
21 H	California	0	1								
24 A	Washington St.	0	0								
LAST 10 GAMES											
18 N	Kentucky	1	3	4 H	Stanford	0	2				
99 H	Northern Ariz.	4	2	21 H	California	0	1				
31 H	Arizona	1	0	38 A	Southern California	2	0				
75 A	Utah	2	1	24 A	Washington St.	0	0				
36 A	Colorado	0	2	15 A	Washington	1	2				

Non-Div. I Games:

Arizona St.



Average RPI Win:		156	WON-LOST RECORD		WINNING PCT. RANK		LAST 10 GAMES		STRENGTH OF SCHEDULE		OPP. STRENGTH OF SCHEDULE		TEAM RPI		ADJ RPI		CONF. RPI		ADJ CONF. RPI					
DIV. I ONLY			11-5-2		.66667		53		5-3-2		41		112		37		.58452		41		8		8	
DIV. I NON-CONF.			6-4-1		.59091		119		1-2-1		45		86		55		.5706		61		10		10	
TOTALS		RPI 1-25		RPI 26-50		W-L RECORDS		RPI 51-100		RPI 101-150		RPI 150+												
11-5-2		0-2-0		0-2-0		OVERALL		2-1-0		4-0-1		5-0-1												
4-2-2		0-1-0		0-1-0		HOME		0-0-0		2-0-1		2-0-1												
7-3-0		0-1-0		0-1-0		AWAY		2-1-0		2-0-0		3-0-0												
0-0-0		0-0-0		0-0-0		NEUTRAL		0-0-0		0-0-0		0-0-0												
6-4-1		0-2-0		0-2-0		NON-CONFERENCE		2-0-0		1-0-0		3-0-1												
2-2-1		0-1-0		0-1-0		HOME		0-0-0		1-0-0		1-0-1												
4-2-0		0-1-0		0-0-		AWAY		2-0-0		0-0-0		2-0-0												
0-0-0		0-0-0		0-0-0		NEUTRAL		0-0-0		0-0-0		0-0-0												
5-1-1		0-0-0		0-0-0		CONFERENCE		0-1-0		3-0-1		2-0-0												
2-0-1		0-0-0		0-0-0		HOME		0-0-0		1-0-1		1-0-0												
3-1-0		0-0-0		0-0-0		AWAY		0-1-0		2-0-0		1-0-0												
0-0-0		0-0-0		0-0-0		NEUTRAL		0-0-0		0-0-0		0-0-0												
RPI	S	Opponent		Score		RPI	S	Opponent		Score		RPI	S	Opponent		Score								
3	A	UCLA		0	7	39	H	Colgate		0	1	89	A	Rhode Island		3	2							
23	H	Boston U.		1	2	45	A	Boston College		0	2	92	A	Dartmouth		0	2							
												97	A	Providence		2	0							
															108	H	Yale	0	0					
															109	A	Penn	3	0					
															119	A	Princeton	5	4					
															131	H	Central Conn. St.	6	0					
															143	H	Columbia	2	1					
															164	A	New Hampshire	1	0					
															170	H	San Francisco	1	0					
															181	H	Cornell	2	0					
															193	H	Massachusetts	0	0					
															203	A	Brown	2	0					
															311	A	LIU Brooklyn	5	0					
LAST 10 GAMES																								

Non-Div. I Games:

Harvard

## Arkansas

Through Games Of Dec. 7, 2014-Final

Average RPI Win: 108		WON-LOST	WINNING	LAST 10	STRENGTH OF		OPP. STRENGTH	TEAM	ADJ	CONF.	ADJ CONF.
Average RPI Loss: 20		RECORD	PCT. RANK	GAMES	SCHEDULE		OF SCHEDULE	RPI	RPI	RPI	RPI
DIV. I ONLY		9-7-6	.54545	134	3-5-2		29	10	44	.58131	42
DIV. I NON-CONF.		5-3-2	.6	108	1-1-0		18	17	29	.61258	27
TOTALS		RPI 1-25	RPI 26-50		W-L RECORDS		RPI 51-100		RPI 101-150		RPI 150+
9-7-6		1-5-0	1-1-3		OVERALL		4-1-2		0-0-1		3-0-0
5-3-1		1-3-0	1-0-1		HOME		1-0-0		0-0-0		2-0-0
3-3-4		0-1-0	0-1-1		AWAY		2-1-2		0-0-1		1-0-0
1-1-1		0-1-0	0-0-1		NEUTRAL		1-0-0		0-0-0		0-0-0
5-3-2		0-2-0	1-0-2		NON-CONFERENCE		2-1-0		0-0-0		2-0-0
3-0-1		0-0-0	1-0-1		HOME		0-0-0		0-0-0		2-0-0
1-2-1		0-1-0	0-1-		AWAY		1-1-0		0-0-0		0-0-0
1-1-0		0-1-0	0-0-0		NEUTRAL		1-0-0		0-0-0		0-0-0
4-4-4		1-3-0	0-1-1		CONFERENCE		2-0-2		0-0-1		1-0-0
2-3-0		1-3-0	0-0-0		HOME		1-0-0		0-0-0		0-0-0
2-1-3		0-0-0	0-1-0		AWAY		1-0-2		0-0-1		1-0-0
0-0-1		0-0-0	0-0-1		NEUTRAL		0-0-0		0-0-0		0-0-0
RPI S	Opponent	Score	RPI S	Opponent	Score	RPI S	Opponent	Score	RPI S	Opponent	Score
2 H	Texas A&M	1 2	28 A	Texas	0 0	54 A	Oklahoma	3 2	137 A	LSU	3 3
4 A	Stanford	0 1	34 A	Missouri	1 2	57 A	Tennessee	1 0	169 H	Utah St.	3 1
7 H	Florida	1 3	46 H	Rice	0 0	59 A	Duke	0 3	219 H	Missouri St.	6 1
8 N	North Carolina	1 2	47 H	Oklahoma St.	2 1	66 A	Alabama	0 0	232 A	Mississippi St.	3 0
18 H	Kentucky	2 1	48 N	Georgia	1 1	68 A	Ole Miss	1 1			
25 H	Auburn	1 2				80 N	Stephen F. Austin	4 2			
						96 H	Vanderbilt	1 0			
LAST 10 GAMES											
4 A	Stanford	0 1	2 H	Texas A&M	1 2						
54 A	Oklahoma	3 2	25 H	Auburn	1 2						
48 N	Georgia	1 1	66 A	Alabama	0 0						
34 A	Missouri	1 2	57 A	Tennessee	1 0						
232 A	Mississippi St.	3 0	7 H	Florida	1 3						

Non-Div. I Games:

Arkansas

[illegible]

**Non-Div. I Games:**

Hofstra

[illegible]

**Non-Div. I Games:**

Georgetown

Average RPI Win: 130		WON-LOST	WINNING	LAST 10	STRENGTH OF		OPP. STRENGTH	TEAM	ADJ	CONF.	ADJ CONF.
Average RPI Loss: 48		RECORD	PCT. RANK	GAMES	SCHEDULE		OF SCHEDULE	RPI	RPI	RPI	RPI
DIV. I ONLY		10-8-1	.55263	119	3-6-1		40	38	55	.57778	45
DIV. I NON-CONF.		7-2-0	.77778	34	0-0-0		19	52	15	.65377	15
TOTALS		RPI 1-25	RPI 26-50		W-L RECORDS		RPI 51-100		RPI 101-150		RPI 150+
10-8-1		0-4-1	4-1-0		OVERALL		0-1-0		1-2-0		5-0-0
4-2-1		0-2-1	2-0-0		HOME		0-0-0		0-0-0		2-0-0
6-5-0		0-2-0	2-0-0		AWAY		0-1-0		1-2-0		3-0-0
0-1-0		0-0-0	0-1-0		NEUTRAL		0-0-0		0-0-0		0-0-0
7-2-0		0-2-0	4-0-0		NON-CONFERENCE		0-0-0		0-0-0		3-0-0
2-1-0		0-1-0	2-0-0		HOME		0-0-0		0-0-0		0-0-0
5-1-0		0-1-0	2-0-		AWAY		0-0-0		0-0-0		3-0-0
0-0-0		0-0-0	0-0-0		NEUTRAL		0-0-0		0-0-0		0-0-0
3-6-1		0-2-1	0-1-0		CONFERENCE		0-1-0		1-2-0		2-0-0
2-1-1		0-1-1	0-0-0		HOME		0-0-0		0-0-0		2-0-0
1-4-0		0-1-0	0-0-0		AWAY		0-1-0		1-2-0		0-0-0
0-1-0		0-0-0	0-1-0		NEUTRAL		0-0-0		0-0-0		0-0-0
RPI S	Opponent	Score	RPI S	Opponent	Score	RPI S	Opponent	Score	RPI S	Opponent	Score
1 H	Florida St.	0 2	27 A	Northeastern	1 0	59 A	Duke	1 2	105 A	Louisville	1 0
5 A	Virginia	3 6	29 N	Clemson	0 1				110 A	Wake Forest	3 4
13 H	Notre Dame	1 1	32 A	Illinois St.	4 1				133 A	Syracuse	0 3
22 H	South Fla.	2 3	39 H	Colgate	3 1				160 A	Jacksonville	1 0
23 A	Boston U.	1 2	41 H	Harvard	2 0				182 H	Pittsburgh	3 1
									197 A	Milwaukee	2 0
									247 H	North Carolina St.	1 0
									272 A	North Florida	5 0
LAST 10 GAMES											
	13 H Notre Dame	1 1		5 A Virginia	3 6						
	59 A Duke	1 2		133 A Syracuse	0 3						
	110 A Wake Forest	3 4		29 N Clemson	0 1						
	247 H North Carolina St.	1 0		182 H Pittsburgh	3 1						
	105 A Louisville	1 0		1 H Florida St.	0 2						

Non-Div. I Games:

Boston College

Average RPI Win: 161		WON-LOST	WINNING	LAST 10	STRENGTH OF		OPP. STRENGTH	TEAM	ADJ	CONF.	ADJ CONF.
Average RPI Loss: 87		RECORD	PCT. RANK	GAMES	SCHEDULE		OF SCHEDULE	RPI	RPI	RPI	RPI
DIV. I ONLY		14-4-3	.7381	26	7-2-1		103	85	43	.57754	46
DIV. I NON-CONF.		4-2-2	.625	91	0-1-0		213	18	102	.52957	103
TOTALS		RPI 1-25	RPI 26-50		W-L RECORDS		RPI 51-100		RPI 101-150		RPI 150+
14-4-3	0-0-0	0-1-1		OVERALL		2-2-2		6-0-0		6-1-0	
6-0-2	0-0-0	0-0-0		HOME		1-0-2		3-0-0		2-0-0	
5-4-1	0-0-0	0-1-1		AWAY		0-2-0		1-0-0		4-1-0	
3-0-0	0-0-0	0-0-0		NEUTRAL		1-0-0		2-0-0		0-0-0	
4-2-2	0-0-0	0-1-1		NON-CONFERENCE		1-1-1		1-0-0		2-0-0	
2-0-1	0-0-0	0-0-0		HOME		1-0-1		0-0-0		1-0-0	
2-2-1	0-0-0	0-1-		AWAY		0-1-0		1-0-0		1-0-0	
0-0-0	0-0-0	0-0-0		NEUTRAL		0-0-0		0-0-0		0-0-0	
10-2-1	0-0-0	0-0-0		CONFERENCE		1-1-1		5-0-0		4-1-0	
4-0-1	0-0-0	0-0-0		HOME		0-0-1		3-0-0		1-0-0	
3-2-0	0-0-0	0-0-0		AWAY		0-1-0		0-0-0		3-1-0	
3-0-0	0-0-0	0-0-0		NEUTRAL		1-0-0		2-0-0		0-0-0	
RPI S	Opponent	Score	RPI S	Opponent	Score	RPI S	Opponent	Score	RPI S	Opponent	Score
28 A	Texas	0 3	62 H	North Texas	1 1	102 N	Western Ky.	1 0			
42 A	Arkansas	0 0	62 N	North Texas	2 0	120 H	Charlotte	4 1			
			63 H	Dayton	2 2	134 H	Louisiana Tech	6 0			
			72 A	Baylor	0 1	134 N	Louisiana Tech	1 0			
			86 A	UTEP	0 1	137 A	LSU	1 0			
			96 H	Vanderbilt	2 1	147 H	Old Dominion	5 0			
						162 A	FIU	1 2			
						172 A	Fla. Atlantic	3 2			
						194 A	UTSA	3 0			
						210 A	UAB	2 0			
						225 H	Air Force	3 2			
						249 A	Lamar	2 0			
						265 H	Southern Miss.	4 0			
LAST 10 GAMES											
28 A	Texas	0 3	120 H	Charlotte	4 1						
62 N	North Texas	2 0	147 H	Old Dominion	5 0						
134 N	Louisiana Tech	1 0	172 A	Fla. Atlantic	3 2						
102 N	Western Ky.	1 0	162 A	FIU	1 2						
210 A	UAB	2 0	62 H	North Texas	1 1						

Non-Div. I Games:

Rice

Average RPI Win: 87		WON-LOST RECORD		WINNING PCT. RANK		LAST 10 GAMES		STRENGTH OF SCHEDULE		OPP. STRENGTH OF SCHEDULE		TEAM RPI		ADJ RPI		CONF. RPI		ADJ CONF. RPI	
DIV. I ONLY		10-10-1		.5 156		5-4-1		14		16		48		.57671 47		3		3	
DIV. I NON-CONF.		5-6-0		.45455 187		1-1-0		20		10		57		.57285 59		4		4	
TOTALS		RPI 1-25		RPI 26-50		W-L RECORDS		RPI 51-100		RPI 101-150		RPI 150+							
10-10-1		0-3-1		1-5-0		OVERALL		6-2-0		2-0-0		1-0-0							
9-3-0		0-2-0		0-1-0		HOME		6-0-0		2-0-0		1-0-0							
1-5-1		0-1-1		1-3-0		AWAY		0-1-0		0-0-0		0-0-0							
0-2-0		0-0-0		0-1-0		NEUTRAL		0-1-0		0-0-0		0-0-0							
5-6-0		0-2-0		0-4-0		NON-CONFERENCE		3-0-0		1-0-0		1-0-0							
5-3-0		0-2-0		0-1-0		HOME		3-0-0		1-0-0		1-0-0							
0-2-0		0-0-0		0-0-		AWAY		0-0-0		0-0-0		0-0-0							
0-1-0		0-0-0		0-1-0		NEUTRAL		0-0-0		0-0-0		0-0-0							
5-4-1		0-1-1		1-1-0		CONFERENCE		3-2-0		1-0-0		0-0-0							
4-0-0		0-0-0		0-0-0		HOME		3-0-0		1-0-0		0-0-0							
1-3-1		0-1-1		1-1-0		AWAY		0-1-0		0-0-0		0-0-0							
0-1-0		0-0-0		0-0-0		NEUTRAL		0-1-0		0-0-0		0-0-0							
RPI	S	Opponent		Score		RPI	S	Opponent		Score		RPI	S	Opponent		Score			
1	H	Florida St.		1	2	28	A	Texas		2	1	54	A	Oklahoma		0	2		
7	H	Florida		0	4	31	H	Arizona		0	1	54	H	Oklahoma		2	1		
11	A	West Virginia		1	2	31	N	Arizona		1	3	60	H	Memphis		1	0		
14	A	Texas Tech		1	1	37	A	Kansas		1	2	63	H	Dayton		2	0		
						40	A	Arizona St.		0	2	69	H	TCU		1	0		
						42	A	Arkansas		1	2	72	H	Baylor		2	0		
												72	N	Baylor		0	1		
												90	H	Tulsa		2	1		
LAST 10 GAMES																			
						31	H	Arizona		0	1	72	H	Baylor		2	0		
						72	N	Baylor		0	1	69	H	TCU		1	0		
						28	A	Texas		2	1	14	A	Texas Tech		1	1		
						11	A	West Virginia		1	2	37	A	Kansas		1	2		
						54	H	Oklahoma		2	1	63	H	Dayton		2	0		

Non-Div. I Games:

Oklahoma St.

G  
e  
o  
r  
g  
i  
a

Page 48



Average RPI Win:		172	WON-LOST RECORD		WINNING PCT. RANK		LAST 10 GAMES		STRENGTH OF SCHEDULE		OPP. STRENGTH OF SCHEDULE		TEAM RPI		ADJ RPI		CONF. RPI		ADJ CONF. RPI		
DIV. I ONLY			14-6-0		.7	41	8-2-0		93		72		50		.57456		49	7		7	
DIV. I NON-CONF.			7-4-0		.63636	88	1-0-0		84		36		61		.56792		62	7		7	
TOTALS		RPI 1-25		RPI 26-50		W-L RECORDS		RPI 51-100		RPI 101-150		RPI 150+									
14-6-0		0-5-0		0-0-0		OVERALL		2-1-0		2-0-0		10-0-0									
9-2-0		0-2-0		0-0-0		HOME		1-0-0		1-0-0		7-0-0									
5-4-0		0-3-0		0-0-0		AWAY		1-1-0		1-0-0		3-0-0									
0-0-0		0-0-0		0-0-0		NEUTRAL		0-0-0		0-0-0		0-0-0									
7-4-0		0-4-0		0-0-0		NON-CONFERENCE		1-0-0		1-0-0		5-0-0									
5-2-0		0-2-0		0-0-0		HOME		1-0-0		0-0-0		4-0-0									
2-2-0		0-2-0		0-0-		AWAY		0-0-0		1-0-0		1-0-0									
0-0-0		0-0-0		0-0-0		NEUTRAL		0-0-0		0-0-0		0-0-0									
7-2-0		0-1-0		0-0-0		CONFERENCE		1-1-0		1-0-0		5-0-0									
4-0-0		0-0-0		0-0-0		HOME		0-0-0		1-0-0		3-0-0									
3-2-0		0-1-0		0-0-0		AWAY		1-1-0		0-0-0		2-0-0									
0-0-0		0-0-0		0-0-0		NEUTRAL		0-0-0		0-0-0		0-0-0									
RPI	S	Opponent		Score		RPI	S	Opponent		Score		RPI	S	Opponent		Score					
4	A	Stanford		0	3			55 A San Diego		3 1		107	H	Portland		1 0					
12	A	Pepperdine		1	2			56 A BYU		2 5		114	A	Long Beach St.		2 1					
13	H	Notre Dame		0	2			63 H Dayton		1 0		154	H	UC Irvine		2 0					
21	A	California		0	1							162	H	FIU		1 0					
21	H	California		1	2							167	A	Loyola Marymount		2 0					
												170	A	San Francisco		1 0					
												179	H	Gonzaga		3 0					
												184	A	CSUN		1 0					
												198	H	St. Mary's (CA)		3 0					
												267	H	UC Davis		3 1					
												284	H	Fresno St.		4 3					
												303	H	Pacific		2 0					
LAST 10 GAMES																					
198 H St. Mary's (CA)						3 0		303 H Pacific						2 0							
107 H Portland						1 0		170 A San Francisco						1 0							
179 H Gonzaga						3 0		167 A Loyola Marymount						2 0							
55 A San Diego						3 1		12 A Pepperdine						1 2							
56 A BYU						2 5		114 A Long Beach St.						2 1							

**Non-Div. I Games:**

Santa Clara

Average RPI Win:		169	WON-LOST RECORD		WINNING PCT. RANK		LAST 10 GAMES		STRENGTH OF SCHEDULE		OPP. STRENGTH OF SCHEDULE		TEAM RPI		ADJ RPI		CONF. RPI		ADJ CONF. RPI	
DIV. I ONLY			15-5-2		.72727 31		6-3-1		108		114		52		.57418 50		17		17	
DIV. I NON-CONF.			5-3-1		.61111 101		0-1-0		72		43		63		.56754 63		16		16	
TOTALS		RPI 1-25		RPI 26-50		W-L RECORDS		RPI 51-100		RPI 101-150		RPI 150+								
15-5-2		1-1-0		0-0-0		OVERALL		2-2-1		3-1-1		9-1-0								
8-3-2		0-0-0		0-0-0		HOME		2-1-1		2-1-1		4-1-0								
6-2-0		0-1-0		0-0-0		AWAY		0-1-0		1-0-0		5-0-0								
1-0-0		1-0-0		0-0-0		NEUTRAL		0-0-0		0-0-0		0-0-0								
5-3-1		1-1-0		0-0-0		NON-CONFERENCE		1-2-0		1-0-1		2-0-0								
3-1-1		0-0-0		0-0-0		HOME		1-1-0		0-0-1		2-0-0								
1-2-0		0-1-0		0-0-		AWAY		0-1-0		1-0-0		0-0-0								
1-0-0		1-0-0		0-0-0		NEUTRAL		0-0-0		0-0-0		0-0-0								
10-2-1		0-0-0		0-0-0		CONFERENCE		1-0-1		2-1-0		7-1-0								
5-2-1		0-0-0		0-0-0		HOME		1-0-1		2-1-0		2-1-0								
5-0-0		0-0-0		0-0-0		AWAY		0-0-0		0-0-0		5-0-0								
0-0-0		0-0-0		0-0-0		NEUTRAL		0-0-0		0-0-0		0-0-0								
RPI S	Opponent		Score		RPI S	Opponent		Score		RPI S	Opponent		Score		RPI S	Opponent		Score		
15 N	Washington		2	1						51 H	Michigan		3	0	107 A	Portland		2	1	
21 A	California		2	3						55 A	San Diego		0	2	122 H	Wyoming		1	0	
										84 H	Colorado Col.		1	1	122 H	Wyoming		5	2	
										84 H	Colorado Col.		3	0	139 H	UC Riverside		2	2	
										93 H	Michigan St.		1	3	140 H	New Mexico		1	2	
															159 A	UNLV		3	0	
															166 H	Boise St.		0	2	
															169 H	Utah St.		2	1	
															174 H	Idaho St.		3	0	
															222 A	San Jose St.		1	0	
															225 H	Air Force		3	2	
															259 A	Nevada		5	1	
															267 H	UC Davis		2	0	
															277 A	Colorado St.		1	0	
															284 A	Fresno St.		4	2	
LAST 10 GAMES																				
	21 A California		2	3		122 H Wyoming				5	2									
	122 H Wyoming		1	0		166 H Boise St.				0	2									
	84 H Colorado Col.		1	1		169 H Utah St.				2	1									
	140 H New Mexico		1	2		159 A UNLV				3	0									
	277 A Colorado St.		1	0		259 A Nevada				5	1									

Non-Div. I Games:

San Diego St.

Average RPI Win:	123	WON-LOST RECORD	WINNING PCT. RANK	LAST 10 GAMES	STRENGTH OF SCHEDULE	OPP. STRENGTH OF SCHEDULE	TEAM RPI	ADJ RPI	CONF. RPI	ADJ CONF. RPI							
Average RPI Loss:	39	12-5-3	.675	51	5-2-3	88	43	46	.57392	51	5	5					
DIV. I ONLY		4-2-0	.66667	73	0-0-0	225	83	107	.5259	110	5	5					
DIV. I NON-CONF.																	
<hr/>																	
TOTALS	RPI 1-25	RPI 26-50		W-L RECORDS		RPI 51-100		RPI 101-150		RPI 150+							
12-5-3	1-1-0	0-2-0		OVERALL		5-2-1		2-0-2		4-0-0							
9-1-1	1-1-0	0-0-0		HOME		3-0-0		1-0-1		4-0-0							
3-3-2	0-0-0	0-2-0		AWAY		2-1-1		1-0-1		0-0-0							
0-1-0	0-0-0	0-0-0		NEUTRAL		0-1-0		0-0-0		0-0-0							
<hr/>																	
4-2-0	0-0-0	0-1-0		NON-CONFERENCE		0-1-0		0-0-0		4-0-0							
4-0-0	0-0-0	0-0-0		HOME		0-0-0		0-0-0		4-0-0							
0-2-0	0-0-0	0-0-		AWAY		0-1-0		0-0-0		0-0-0							
0-0-0	0-0-0	0-0-0		NEUTRAL		0-0-0		0-0-0		0-0-0							
<hr/>																	
8-3-3	1-1-0	0-1-0		CONFERENCE		5-1-1		2-0-2		0-0-0							
5-1-1	1-1-0	0-0-0		HOME		3-0-0		1-0-1		0-0-0							
3-1-2	0-0-0	0-1-0		AWAY		2-0-1		1-0-1		0-0-0							
0-1-0	0-0-0	0-0-0		NEUTRAL		0-1-0		0-0-0		0-0-0							
<hr/>																	
RPI	S	Opponent	Score	RPI	S	Opponent	Score	RPI	S	Opponent	Score						
6	H	Penn St.	0 1	30	A	Rutgers	0 1	52	H	Minnesota	2 1	104	H	Nebraska	3 1		
9	H	Wisconsin	2 1	50	A	San Diego St.	0 3	52	N	Minnesota	0 1	113	H	Ohio St.	2 2		
								55	A	San Diego	0 5	148	A	Indiana	3 0		
								61	A	Northwestern	1 1	150	A	Purdue	1 1		
								64	H	Iowa	4 2	184	H	CSUN	2 0		
								67	A	Illinois	2 1	201	H	Toledo	4 0		
								78	A	Maryland	1 0	207	H	Central Mich.	3 0		
								93	H	Michigan St.	2 1	264	H	Bowling Green	2 0		
<hr/>																	
				LAST 10 GAMES													
				52 N Minnesota				0 1	6 H Penn St.				0 1				
				150 A Purdue				1 1	148 A Indiana				3 0				
				67 A Illinois				2 1	64 H Iowa				4 2				
				61 A Northwestern				1 1	104 H Nebraska				3 1				
				113 H Ohio St.				2 2	93 H Michigan St.				2 1				

Non-Div. I Games:

Michigan

Average RPI Win:		116	WON-LOST RECORD		WINNING PCT. RANK		LAST 10 GAMES		STRENGTH OF SCHEDULE		OPP. STRENGTH OF SCHEDULE		TEAM RPI		ADJ RPI		CONF. RPI		ADJ CONF. RPI	
DIV. I ONLY			11-9-1		.54762 131		5-4-1		28		41		51		.57376 52		5		5	
DIV. I NON-CONF.			3-3-0		.5 154		0-0-0		48		44		76		.55141 76		5		5	
TOTALS		RPI 1-25		RPI 26-50		W-L RECORDS		RPI 51-100		RPI 101-150		RPI 150+								
11-9-1		0-5-0		1-0-0		OVERALL		5-4-0		3-0-1		2-0-0								
5-3-1		0-2-0		1-0-0		HOME		2-1-0		1-0-1		1-0-0								
5-4-0		0-1-0		0-0-0		AWAY		2-3-0		2-0-0		1-0-0								
1-2-0		0-2-0		0-0-0		NEUTRAL		1-0-0		0-0-0		0-0-0								
3-3-0		0-2-0		0-0-0		NON-CONFERENCE		1-1-0		0-0-0		2-0-0								
2-0-0		0-0-0		0-0-0		HOME		1-0-0		0-0-0		1-0-0								
1-2-0		0-1-0		0-0-		AWAY		0-1-0		0-0-0		1-0-0								
0-1-0		0-1-0		0-0-0		NEUTRAL		0-0-0		0-0-0		0-0-0								
8-6-1		0-3-0		1-0-0		CONFERENCE		4-3-0		3-0-1		0-0-0								
3-3-1		0-2-0		1-0-0		HOME		1-1-0		1-0-1		0-0-0								
4-2-0		0-0-0		0-0-0		AWAY		2-2-0		2-0-0		0-0-0								
1-1-0		0-1-0		0-0-0		NEUTRAL		1-0-0		0-0-0		0-0-0								
RPI	S	Opponent		Score		RPI	S	Opponent		Score		RPI	S	Opponent		Score				
1	A	Florida St.		1	4	30	H	Rutgers		2	0	51	A	Michigan		1	2			
6	H	Penn St.		0	1							51	N	Michigan		1	0			
9	H	Wisconsin		1	4							61	A	Northwestern		0	1			
9	N	Wisconsin		0	1							64	H	Iowa		0	1			
25	N	Auburn		1	3							67	A	Illinois		2	1			
												68	A	Ole Miss		2	3			
												77	H	Marquette		1	0			
												78	H	Maryland		1	0			
												93	A	Michigan St.		1	0			
LAST 10 GAMES																				
				9	N	Wisconsin		0	1	9	H	Wisconsin		1	4					
				51	N	Michigan		1	0	67	A	Illinois		2	1					
				61	A	Northwestern		0	1	104	H	Nebraska		3	1					
				30	H	Rutgers		2	0	113	H	Ohio St.		1	1					
				78	H	Maryland		1	0	6	H	Penn St.		0	1					

Non-Div. I Games:

Minnesota

Average RPI Win: 209		WON-LOST RECORD		WINNING PCT. RANK		LAST 10 GAMES		STRENGTH OF SCHEDULE		OPP. STRENGTH OF SCHEDULE		TEAM RPI		ADJ RPI		CONF. RPI		ADJ CONF. RPI	
DIV. I ONLY		19-3-1		.84783 7		9-1-0		203		182		49		.57321 53		14		14	
DIV. I NON-CONF.		8-3-0		.72727 48		0-1-0		316		198		191		.48393 190		17		17	
TOTALS		RPI 1-25		RPI 26-50		W-L RECORDS		RPI 51-100		RPI 101-150		RPI 150+							
19-3-1		0-1-0		0-0-0		OVERALL		4-0-0		1-1-0		14-1-1							
11-1-1		0-0-0		0-0-0		HOME		4-0-0		0-0-0		7-1-1							
7-1-0		0-1-0		0-0-0		AWAY		0-0-0		1-0-0		6-0-0							
1-1-0		0-0-0		0-0-0		NEUTRAL		0-0-0		0-1-0		1-0-0							
8-3-0		0-1-0		0-0-0		NON-CONFERENCE		0-0-0		0-1-0		8-1-0							
4-1-0		0-0-0		0-0-0		HOME		0-0-0		0-0-0		4-1-0							
3-1-0		0-1-0		0-0-		AWAY		0-0-0		0-0-0		3-0-0							
1-1-0		0-0-0		0-0-0		NEUTRAL		0-0-0		0-1-0		1-0-0							
11-0-1		0-0-0		0-0-0		CONFERENCE		4-0-0		1-0-0		6-0-1							
7-0-1		0-0-0		0-0-0		HOME		4-0-0		0-0-0		3-0-1							
4-0-0		0-0-0		0-0-0		AWAY		0-0-0		1-0-0		3-0-0							
0-0-0		0-0-0		0-0-0		NEUTRAL		0-0-0		0-0-0		0-0-0							
RPI	S	Opponent		Score		RPI	S	Opponent		Score		RPI	S	Opponent		Score			
1	A	Florida St.		0 5								73	H	Troy		2 1			
												73	H	Troy		1 0			
												74	H	Ga. Southern		3 0			
												74	H	Ga. Southern		2 0			
												115	A	Texas St.		1 0			
												141	N	Kennesaw St.		1 2			
												171	A	Appalachian St.		2 1			
												180	H	La.-Lafayette		4 4			
												194	H	Georgia St.		1 0			
												199	A	UALR		2 1			
												199	H	UALR		2 1			
												210	H	UAB		1 2			
												232	A	Mississippi St.		2 0			
												237	H	Nicholls St.		3 0			
												240	H	La.-Monroe		7 2			
												265	H	Southern Miss.		6 0			
												272	H	North Florida		1 0			
												301	A	Arkansas St.		4 1			
												304	N	Tennessee Tech		5 0			
												316	A	Southern U.		7 0			
												317	H	Francis Marion		5 0			
												323	A	Alabama A&M		6 2			
LAST 10 GAMES																			

Non-Div. I Games:

South Ala.

Average RPI Win: 100		WON-LOST RECORD		WINNING PCT. RANK		LAST 10 GAMES		STRENGTH OF SCHEDULE		OPP. STRENGTH OF SCHEDULE		TEAM RPI		ADJ RPI		CONF. RPI		ADJ CONF. RPI	
DIV. I ONLY		10-9-4		.52174 155		2-6-2		23		31		53		.57298 54		3		3	
DIV. I NON-CONF.		5-4-2		.54545 150		0-1-0		56		41		70		.56143 66		4		4	
TOTALS		RPI 1-25		RPI 26-50		W-L RECORDS		RPI 51-100		RPI 101-150		RPI 150+							
10-9-4		2-3-0		3-3-0		OVERALL		1-2-4		2-0-0		2-1-0							
5-4-2		1-1-0		2-2-0		HOME		0-1-2		0-0-0		2-0-0							
4-4-1		1-1-0		0-1-0		AWAY		1-1-1		2-0-0		0-1-0							
1-1-1		0-1-0		1-0-0		NEUTRAL		0-0-1		0-0-0		0-0-0							
5-4-2		1-1-0		0-1-0		NON-CONFERENCE		1-1-2		1-0-0		2-1-0							
3-2-1		1-1-0		0-1-0		HOME		0-0-1		0-0-0		2-0-0							
2-2-1		0-0-0		0-0-		AWAY		1-1-1		1-0-0		0-1-0							
0-0-0		0-0-0		0-0-0		NEUTRAL		0-0-0		0-0-0		0-0-0							
5-5-2		1-2-0		3-2-0		CONFERENCE		0-1-2		1-0-0		0-0-0							
2-2-1		0-0-0		2-1-0		HOME		0-1-1		0-0-0		0-0-0							
2-2-0		1-1-0		0-1-0		AWAY		0-0-0		1-0-0		0-0-0							
1-1-1		0-1-0		1-0-0		NEUTRAL		0-0-1		0-0-0		0-0-0							
RPI	S	Opponent		Score		RPI	S	Opponent		Score		RPI	S	Opponent		Score			
1	H	Florida St.		0	1	28	H	Texas		0	1	55	A	San Diego		0	2		
7	H	Florida		2	1	37	H	Kansas		1	0	62	A	North Texas		2	1		
11	A	West Virginia		1	3	37	N	Kansas		2	1	69	H	TCU		1	1		
11	N	West Virginia		0	1	42	H	Arkansas		2	3	72	H	Baylor		1	2		
14	A	Texas Tech		1	0	47	A	Oklahoma St.		1	2	72	N	Baylor		0	0		
						47	H	Oklahoma St.		2	0	75	H	Utah		1	1		
												90	A	Tulsa		0	0		
LAST 10 GAMES																			
42	H	Arkansas		2	3	37	H	Kansas		1	0								
11	N	West Virginia		0	1	11	A	West Virginia		1	3								
72	N	Baylor		0	0	28	H	Texas		0	1								
37	N	Kansas		2	1	47	A	Oklahoma St.		1	2								
72	H	Baylor		1	2	69	H	TCU		1	1								

Non-Div. I Games:




Oklahoma

Average RPI Win:		124	WON-LOST RECORD		WINNING PCT. RANK		LAST 10 GAMES		STRENGTH OF SCHEDULE		OPP. STRENGTH OF SCHEDULE		TEAM RPI		ADJ RPI		CONF. RPI		ADJ CONF. RPI								
DIV. I ONLY		10-8-2		.55		123		6-4-0		35		73		58		.56896		55		7		7					
DIV. I NON-CONF.		4-5-2		.45455		187		0-1-0		15		27		60		.57423		53		7		7					
TOTALS		RPI 1-25		RPI 26-50		W-L RECORDS		RPI 51-100		RPI 101-150		RPI 150+															
10-8-2		1-2-0		1-2-1		OVERALL		2-1-0		2-0-1		4-3-0															
6-4-1		0-0-0		1-2-1		HOME		2-1-0		2-0-0		1-1-0															
4-4-1		1-2-0		0-0-0		AWAY		0-0-0		0-0-1		3-2-0															
0-0-0		0-0-0		0-0-0		NEUTRAL		0-0-0		0-0-0		0-0-0															
4-5-2		0-2-0		1-1-1		NON-CONFERENCE		2-0-0		1-0-1		0-2-0															
4-1-1		0-0-0		1-1-1		HOME		2-0-0		1-0-0		0-0-0															
0-4-1		0-2-0		0-0-		AWAY		0-0-0		0-0-1		0-2-0															
0-0-0		0-0-0		0-0-0		NEUTRAL		0-0-0		0-0-0		0-0-0															
6-3-0		1-0-0		0-1-0		CONFERENCE		0-1-0		1-0-0		4-1-0															
2-3-0		0-0-0		0-1-0		HOME		0-1-0		1-0-0		1-1-0															
4-0-0		1-0-0		0-0-0		AWAY		0-0-0		0-0-0		3-0-0															
0-0-0		0-0-0		0-0-0		NEUTRAL		0-0-0		0-0-0		0-0-0															
RPI	S	Opponent		Score		RPI	S	Opponent		Score		RPI	S	Opponent		Score											
3	A	UCLA		0	2	38	H	Southern California		1	1	51	H	Michigan		5	0	107	H	Portland		3	0				
3	A	UCLA		0	5	44	H	Georgetown		1	3	54	H	Oklahoma		2	0	114	A	Long Beach St.		0	0				
12	A	Pepperdine		2	1	49	H	Santa Clara		1	3	56	H	BYU		2	3	126	H	Cal St. Fullerton		2	1				
						50	H	San Diego St.		2	0											154	A	UC Irvine		1	2
																						167	A	Loyola Marymount		2	0
																						170	H	San Francisco		1	0
																						179	H	Gonzaga		0	2
																						184	A	CSUN		0	2
																						198	A	St. Mary's (CA)		3	2
																						303	A	Pacific		1	0
						LAST 10 GAMES																					
						3	A	UCLA		0	5	170	H	San Francisco		1	0										
						167	A	Loyola Marymount		2	0	12	A	Pepperdine		2	1										
						198	A	St. Mary's (CA)		3	2	107	H	Portland		3	0										
						303	A	Pacific		1	0	179	H	Gonzaga		0	2										
						49	H	Santa Clara		1	3	56	H	BYU		2	3										

Non-Div. I Games:

San Diego

BYU

 Tie,  Loss,  Non-Conf, S Site, H Home, A Away, N Neutral Page 56



Average RPI Win:	120	WON-LOST RECORD	WINNING PCT. RANK	LAST 10 GAMES	STRENGTH OF SCHEDULE	OPP. STRENGTH OF SCHEDULE	TEAM RPI	ADJ RPI	CONF. RPI	ADJ CONF. RPI					
DIV. I ONLY		10-10-2	.5	156	4-4-2	16	24	54	.56819	57	2	2			
DIV. I NON-CONF.		5-3-0	.625	91	0-0-0	8	69	25	.61728	25	1	1			
<hr/>															
TOTALS	RPI 1-25	RPI 26-50		W-L RECORDS		RPI 51-100		RPI 101-150		RPI 150+					
10-10-2	0-5-2	1-2-0		OVERALL		3-3-0		4-0-0		2-0-0					
4-4-0	0-0-0	1-1-0		HOME		1-3-0		1-0-0		1-0-0					
3-5-1	0-4-1	0-1-0		AWAY		1-0-0		2-0-0		0-0-0					
3-1-1	0-1-1	0-0-0		NEUTRAL		1-0-0		1-0-0		1-0-0					
5-3-0	0-2-0	0-0-0		NON-CONFERENCE		1-1-0		3-0-0		1-0-0					
1-1-0	0-0-0	0-0-0		HOME		1-1-0		0-0-0		0-0-0					
2-2-0	0-2-0	0-0-		AWAY		0-0-0		2-0-0		0-0-0					
2-0-0	0-0-0	0-0-0		NEUTRAL		0-0-0		1-0-0		1-0-0					
5-7-2	0-3-2	1-2-0		CONFERENCE		2-2-0		1-0-0		1-0-0					
3-3-0	0-0-0	1-1-0		HOME		0-2-0		1-0-0		1-0-0					
1-3-1	0-2-1	0-1-0		AWAY		1-0-0		0-0-0		0-0-0					
1-1-1	0-1-1	0-0-0		NEUTRAL		1-0-0		0-0-0		0-0-0					
RPI	S	Opponent	Score	RPI	S	Opponent	Score	RPI	S	Opponent	Score				
2	A	Texas A&M	0 3	34	H	Missouri	3 0	56	H	BYU	0 1	102	A	Western Ky.	2 0
5	A	Virginia	1 2	42	H	Arkansas	0 1	66	H	Alabama	0 1	130	A	East Tenn. St.	3 0
7	A	Florida	1 3	48	A	Georgia	1 2	66	N	Alabama	3 2	137	H	LSU	2 1
7	N	Florida	1 1					68	A	Ole Miss	3 2	145	N	Richmond	3 1
9	A	Wisconsin	1 2					90	H	Tulsa	1 0	197	N	Milwaukee	5 0
18	N	Kentucky	2 3					96	H	Vanderbilt	0 2	232	H	Mississippi St.	4 0
25	A	Auburn	0 0												
<hr/>															
LAST 10 GAMES															
18	N	Kentucky	2 3	7	A	Florida	1 3								
7	N	Florida	1 1	96	H	Vanderbilt	0 2								
66	N	Alabama	3 2	137	H	LSU	2 1								
68	A	Ole Miss	3 2	42	H	Arkansas	0 1								
34	H	Missouri	3 0	25	A	Auburn	0 0								

Non-Div. I Games:

Tennessee

Average RPI Win: 180		WON-LOST	WINNING	LAST 10	STRENGTH OF		OPP. STRENGTH	TEAM	ADJ	CONF.	ADJ CONF.
Average RPI Loss: 74		RECORD	PCT. RANK	GAMES	SCHEDULE		OF SCHEDULE	RPI	RPI	RPI	RPI
DIV. I ONLY		14-3-2	.78947	15	7-1-2		198	123	57	.56791	58
DIV. I NON-CONF.		6-1-0	.85714	14	0-0-0		190	72	39	.59021	39
TOTALS		RPI 1-25	RPI 26-50		W-L RECORDS		RPI 51-100		RPI 101-150		RPI 150+
14-3-2		0-0-0	1-1-0		OVERALL		1-1-0		3-1-0		9-0-2
8-1-1		0-0-0	1-0-0		HOME		0-0-0		1-1-0		6-0-1
5-2-1		0-0-0	0-1-0		AWAY		1-1-0		2-0-0		2-0-1
1-0-0		0-0-0	0-0-0		NEUTRAL		0-0-0		0-0-0		1-0-0
6-1-0		0-0-0	1-0-0		NON-CONFERENCE		0-1-0		2-0-0		3-0-0
3-0-0		0-0-0	1-0-0		HOME		0-0-0		0-0-0		2-0-0
2-1-0		0-0-0	0-0-		AWAY		0-1-0		2-0-0		0-0-0
1-0-0		0-0-0	0-0-0		NEUTRAL		0-0-0		0-0-0		1-0-0
8-2-2		0-0-0	0-1-0		CONFERENCE		1-0-0		1-1-0		6-0-2
5-1-1		0-0-0	0-0-0		HOME		0-0-0		1-1-0		4-0-1
3-1-1		0-0-0	0-1-0		AWAY		1-0-0		0-0-0		2-0-1
0-0-0		0-0-0	0-0-0		NEUTRAL		0-0-0		0-0-0		0-0-0
RPI S	Opponent	Score	RPI S	Opponent	Score	RPI S	Opponent	Score	RPI S	Opponent	Score
			32 H	Illinois St.	3 2	61 A	Northwestern	1 3	105 A	Louisville	2 1
			35 A	Buffalo	0 2	98 A	Ball St.	4 1	118 H	Western Mich.	1 0
									127 H	Eastern Mich.	0 2
									150 A	Purdue	1 0
									151 H	Marshall	2 1
									165 A	Kent St.	1 1
									168 N	Butler	1 0
									201 H	Toledo	2 0
									207 H	Central Mich.	2 0
									215 H	Northern Ill.	3 1
									215 H	Northern Ill.	0 0
									244 A	Akron	1 0
									258 A	Ohio	2 0
									264 H	Bowling Green	2 0
									310 H	IPFW	3 0
LAST 10 GAMES											
			215 H	Northern Ill.	0 0	215 H	Northern Ill.	3 1			
			98 A	Ball St.	4 1	258 A	Ohio	2 0			
			35 A	Buffalo	0 2	165 A	Kent St.	1 1			
			244 A	Akron	1 0	207 H	Central Mich.	2 0			
			118 H	Western Mich.	1 0	201 H	Toledo	2 0			

Non-Div. I Games:

Miami (OH)

Duke				Through Games Of Dec. 7, 2014-Final											
Average RPI Win:	123	WON-LOST RECORD	WINNING PCT. RANK	LAST 10 GAMES	STRENGTH OF SCHEDULE	OPP. STRENGTH OF SCHEDULE	TEAM RPI	ADJ RPI	CONF. RPI	ADJ CONF. RPI					
Average RPI Loss:	25														
DIV. I ONLY		8-9-1	.47222	185	4-5-1	22	7	60	.56579	59	4	4			
DIV. I NON-CONF.		4-4-0	.5	154	0-0-0	33	5	58	.57379	56	3	3			
<hr/>															
TOTALS		RPI 1-25		RPI 26-50		W-L RECORDS		RPI 51-100		RPI 101-150		RPI 150+			
8-9-1		1-6-0		2-2-0		OVERALL		0-0-0		2-1-1		3-0-0			
5-3-1		0-3-0		2-0-0		HOME		0-0-0		2-0-1		1-0-0			
3-3-0		1-2-0		0-1-0		AWAY		0-0-0		0-0-0		2-0-0			
0-3-0		0-1-0		0-1-0		NEUTRAL		0-0-0		0-1-0		0-0-0			
4-4-0		1-2-0		1-1-0		NON-CONFERENCE		0-0-0		1-1-0		1-0-0			
3-1-0		0-1-0		1-0-0		HOME		0-0-0		1-0-0		1-0-0			
1-0-0		1-0-0		0-0-		AWAY		0-0-0		0-0-0		0-0-0			
0-3-0		0-1-0		0-1-0		NEUTRAL		0-0-0		0-1-0		0-0-0			
4-5-1		0-4-0		1-1-0		CONFERENCE		0-0-0		1-0-1		2-0-0			
2-2-1		0-2-0		1-0-0		HOME		0-0-0		1-0-1		0-0-0			
2-3-0		0-2-0		0-1-0		AWAY		0-0-0		0-0-0		2-0-0			
0-0-0		0-0-0		0-0-0		NEUTRAL		0-0-0		0-0-0		0-0-0			
RPI	S	Opponent	Score	RPI	S	Opponent	Score	RPI	S	Opponent	Score	RPI	S	Opponent	Score
1	A	Florida St.	0 2	29	A	Clemson	0 1			105	H	Louisville		0 0	
4	N	Stanford	0 2	42	H	Arkansas	3 0			110	H	Wake Forest		2 1	
5	H	Virginia	1 3	43	N	Hofstra	1 2			113	N	Ohio St.		0 1	
6	H	Penn St.	3 4	45	H	Boston College	2 1			137	H	LSU		1 0	
8	H	North Carolina	0 3							182	A	Pittsburgh		3 0	
11	A	West Virginia	2 0							210	H	UAB		3 1	
16	A	Virginia Tech	0 2							247	A	North Carolina St.		1 0	
<hr/>															
LAST 10 GAMES															
		1 A Florida St.	0 2			29 A Clemson	0 1								
		45 H Boston College	2 1			105 H Louisville	0 0								
		5 H Virginia	1 3			16 A Virginia Tech	0 2								
		8 H North Carolina	0 3			247 A North Carolina St.	1 0								
		110 H Wake Forest	2 1			182 A Pittsburgh	3 0								

Non-Div. I Games:

Duke

Average RPI Win:	133	WON-LOST RECORD	WINNING PCT. RANK	LAST 10 GAMES	STRENGTH OF SCHEDULE	OPP. STRENGTH OF SCHEDULE	TEAM RPI	ADJ RPI	CONF. RPI	ADJ CONF. RPI					
DIV. I ONLY		9-6-4	.57895	104	6-2-2	54	67	61	.56426	60	6	6			
DIV. I NON-CONF.		3-4-2	.44444	196	0-0-0	64	46	104	.52953	104	6	6			
<hr/>															
TOTALS	RPI 1-25	RPI 26-50		W-L RECORDS		RPI 51-100		RPI 101-150		RPI 150+					
9-6-4	1-3-1	0-1-0		OVERALL		3-2-1		2-0-1		3-0-1					
5-3-1	1-1-0	0-0-0		HOME		2-2-0		1-0-0		1-0-1					
4-1-3	0-0-1	0-1-0		AWAY		1-0-1		1-0-1		2-0-0					
0-2-0	0-2-0	0-0-0		NEUTRAL		0-0-0		0-0-0		0-0-0					
<hr/>															
3-4-2	0-2-0	0-1-0		NON-CONFERENCE		1-1-1		1-0-0		1-0-1					
1-1-1	0-0-0	0-0-0		HOME		0-1-0		0-0-0		1-0-1					
2-1-1	0-0-0	0-0-		AWAY		1-0-1		1-0-0		0-0-0					
0-2-0	0-2-0	0-0-0		NEUTRAL		0-0-0		0-0-0		0-0-0					
<hr/>															
6-2-2	1-1-1	0-0-0		CONFERENCE		2-1-0		1-0-1		2-0-0					
4-2-0	1-1-0	0-0-0		HOME		2-1-0		1-0-0		0-0-0					
2-0-2	0-0-1	0-0-0		AWAY		0-0-0		0-0-1		2-0-0					
0-0-0	0-0-0	0-0-0		NEUTRAL		0-0-0		0-0-0		0-0-0					
<hr/>															
RPI S	Opponent	Score		RPI S	Opponent	Score		RPI S	Opponent	Score		RPI S	Opponent	Score	
14 N	Texas Tech	0	1	47 A	Oklahoma St.	0	1	66 A	Alabama	2	1	121 A	Temple	1	1
17 H	UCF	1	2					68 A	Ole Miss	1	1	132 H	Cincinnati	3	1
19 A	UConn	2	2					90 H	Tulsa	1	0	141 A	Kennesaw St.	4	0
22 H	South Fla.	1	0					91 H	East Carolina	1	2	186 H	Lipscomb	0	0
25 N	Auburn	0	3					91 H	East Carolina	2	0	200 A	SMU	4	1
								96 H	Vanderbilt	1	2	213 H	Southeastern La.	3	1
												238 A	Houston	3	1
<hr/>															
LAST 10 GAMES															
91 H East Carolina						1	2	132 H Cincinnati						3	1
200 A SMU						4	1	121 A Temple						1	1
238 A Houston						3	1	19 A UConn						2	2
90 H Tulsa						1	0	22 H South Fla.						1	0
91 H East Carolina						2	0	17 H UCF						1	2

Non-Div. I Games:

Memphis



Average RPI Win: 170		WON-LOST	WINNING	LAST 10	STRENGTH OF		OPP. STRENGTH	TEAM	ADJ	CONF.	ADJ CONF.
Average RPI Loss: 104		RECORD	PCT. RANK	GAMES	SCHEDULE		OF SCHEDULE	RPI	RPI	RPI	RPI
DIV. I ONLY		16-5-1	.75	22	7-2-1		167	105	59	.56315	62
DIV. I NON-CONF.		6-3-0	.66667	73	0-0-0		283	87	147	.50509	148
TOTALS		RPI 1-25	RPI 26-50		W-L RECORDS		RPI 51-100		RPI 101-150		RPI 150+
16-5-1	0-0-0	0-1-1		OVERALL		2-2-0		6-0-0		8-2-0	
9-3-0	0-0-0	0-0-0		HOME		1-2-0		4-0-0		4-1-0	
5-1-1	0-0-0	0-0-1		AWAY		1-0-0		1-0-0		3-1-0	
2-1-0	0-0-0	0-1-0		NEUTRAL		0-0-0		1-0-0		1-0-0	
6-3-0	0-0-0	0-0-0		NON-CONFERENCE		1-2-0		1-0-0		4-1-0	
4-3-0	0-0-0	0-0-0		HOME		1-2-0		0-0-0		3-1-0	
2-0-0	0-0-0	0-0-		AWAY		0-0-0		1-0-0		1-0-0	
0-0-0	0-0-0	0-0-0		NEUTRAL		0-0-0		0-0-0		0-0-0	
10-2-1	0-0-0	0-1-1		CONFERENCE		1-0-0		5-0-0		4-1-0	
5-0-0	0-0-0	0-0-0		HOME		0-0-0		4-0-0		1-0-0	
3-1-1	0-0-0	0-0-1		AWAY		1-0-0		0-0-0		2-1-0	
2-1-0	0-0-0	0-1-0		NEUTRAL		0-0-0		1-0-0		1-0-0	
RPI S	Opponent	Score	RPI S	Opponent	Score	RPI S	Opponent	Score	RPI S	Opponent	Score
			46 A Rice	1 1	54 H Oklahoma	1 2	102 H Western Ky.	4 0			
			46 N Rice	0 2	69 H TCU	0 1	120 H Charlotte	5 0			
					86 A UTEP	1 0	124 A Houston Baptist	2 0			
					96 H Vanderbilt	1 0	134 H Louisiana Tech	1 0			
							146 N Middle Tenn.	1 0			
							147 H Old Dominion	2 0			
							151 N Marshall	2 0			
							162 A FIU	2 1			
							172 A Fla. Atlantic	0 2			
							179 H Gonzaga	1 2			
							194 A UTSA	2 0			
							209 H Abilene Christian	3 1			
							226 H Oregon St.	1 0			
							249 A Lamar	1 0			
							265 H Southern Miss.	4 0			
							314 H Texas Southern	3 0			
LAST 10 GAMES											
			46 N Rice	0 2	120 H Charlotte	5 0					
			146 N Middle Tenn.	1 0	162 A FIU	2 1					
			151 N Marshall	2 0	172 A Fla. Atlantic	0 2					
			102 H Western Ky.	4 0	46 A Rice	1 1					
			147 H Old Dominion	2 0	194 A UTSA	2 0					

Non-Div. I Games:




North Texas

Average RPI Win: 169		WON-LOST	WINNING	LAST 10	STRENGTH OF		OPP. STRENGTH	TEAM	ADJ	CONF.	ADJ CONF.
Average RPI Loss: 66		RECORD	PCT. RANK	GAMES	SCHEDULE		OF SCHEDULE	RPI	RPI	RPI	RPI
DIV. I ONLY		12-9-2	.56522	116	7-2-1		47	81	63	.56159	63
DIV. I NON-CONF.		4-7-1	.375	231	0-1-0		50	38	131	.51756	129
TOTALS		RPI 1-25	RPI 26-50		W-L RECORDS		RPI 51-100		RPI 101-150		RPI 150+
12-9-2	0-3-0	1-3-1		OVERALL		2-0-1		1-2-0		8-1-0	
9-1-1	0-0-0	1-1-0		HOME		1-0-1		0-0-0		7-0-0	
3-7-1	0-3-0	0-2-1		AWAY		1-0-0		1-1-0		1-1-0	
0-1-0	0-0-0	0-0-0		NEUTRAL		0-0-0		0-1-0		0-0-0	
4-7-1	0-3-0	0-2-1		NON-CONFERENCE		0-0-0		0-2-0		4-0-0	
4-0-0	0-0-0	0-0-0		HOME		0-0-0		0-0-0		4-0-0	
0-6-1	0-3-0	0-1-		AWAY		0-0-0		0-1-0		0-0-0	
0-1-0	0-0-0	0-0-0		NEUTRAL		0-0-0		0-1-0		0-0-0	
8-2-1	0-0-0	1-1-0		CONFERENCE		2-0-1		1-0-0		4-1-0	
5-1-1	0-0-0	1-1-0		HOME		1-0-1		0-0-0		3-0-0	
3-1-0	0-0-0	0-0-0		AWAY		1-0-0		1-0-0		1-1-0	
0-0-0	0-0-0	0-0-0		NEUTRAL		0-0-0		0-0-0		0-0-0	
RPI S	Opponent	Score	RPI S	Opponent	Score	RPI S	Opponent	Score	RPI S	Opponent	Score
2 A	Texas A&M	3 4	26 H	La Salle	0 1	71 H	VCU	1 1	113 A	Ohio St.	2 4
4 A	Stanford	0 8	26 H	La Salle	2 1	71 H	VCU	3 0	145 A	Richmond	4 3
16 A	Virginia Tech	0 4	46 A	Rice	2 2	79 A	George Washington	3 0	148 N	Indiana	1 2
			47 A	Oklahoma St.	0 2				187 H	Murray St.	5 1
			49 A	Santa Clara	0 1				190 A	Saint Joseph's	1 3
									190 H	Saint Joseph's	2 1
									201 H	Toledo	2 0
									205 H	Saint Louis	3 2
									208 H	UC Santa Barbara	2 0
									214 H	Fordham	2 0
									245 A	George Mason	3 2
									258 H	Ohio	4 0
LAST 10 GAMES											
16 A	Virginia Tech	0 4	79 A	George Washington	3 0						
26 H	La Salle	2 1	145 A	Richmond	4 3						
71 H	VCU	3 0	214 H	Fordham	2 0						
190 H	Saint Joseph's	2 1	26 H	La Salle	0 1						
71 H	VCU	1 1	245 A	George Mason	3 2						

Non-Div. I Games:

Dayton

I  
o  
w  
a

 Tie,  Loss,  Non-Conf, S Site, H Home, A Away, N Neutral Page 64



Average RPI Win:		202	WON-LOST RECORD		WINNING PCT. RANK		LAST 10 GAMES		STRENGTH OF SCHEDULE		OPP. STRENGTH OF SCHEDULE		TEAM RPI	ADJ RPI		CONF. RPI	ADJ CONF. RPI	
DIV. I ONLY			12-4-5		.69048 42		7-1-2		128		107		66	.55762 65		12	12	
DIV. I NON-CONF.			5-2-3		.65 80		1-0-0		159		122		90	.54194 90		11	11	
TOTALS		RPI 1-25		RPI 26-50		W-L RECORDS		RPI 51-100		RPI 101-150		RPI 150+						
12-4-5		0-3-1		0-0-1		OVERALL		1-0-2		3-1-0		8-0-1						
8-0-2		0-0-0		0-0-0		HOME		0-0-2		2-0-0		6-0-0						
4-3-3		0-2-1		0-0-1		AWAY		1-0-0		1-1-0		2-0-1						
0-1-0		0-1-0		0-0-0		NEUTRAL		0-0-0		0-0-0		0-0-0						
5-2-3		0-1-1		0-0-0		NON-CONFERENCE		1-0-2		1-1-0		3-0-0						
2-0-2		0-0-0		0-0-0		HOME		0-0-2		0-0-0		2-0-0						
3-2-1		0-1-1		0-0-		AWAY		1-0-0		1-1-0		1-0-0						
0-0-0		0-0-0		0-0-0		NEUTRAL		0-0-0		0-0-0		0-0-0						
7-2-2		0-2-0		0-0-1		CONFERENCE		0-0-0		2-0-0		5-0-1						
6-0-0		0-0-0		0-0-0		HOME		0-0-0		2-0-0		4-0-0						
1-1-2		0-1-0		0-0-1		AWAY		0-0-0		0-0-0		1-0-1						
0-1-0		0-1-0		0-0-0		NEUTRAL		0-0-0		0-0-0		0-0-0						
RPI	S	Opponent		Score		RPI	S	Opponent		Score		RPI	S	Opponent		Score		
19	A	UConn		1	2	39	A	Colgate		1	1	78	H	Maryland		1	1	
22	A	South Fla.		1	1							95	A	James Madison		1	0	
23	A	Boston U.		0	1							98	H	Ball St.		1	1	
23	N	Boston U.		0	2													
														109		A	Penn	
														125		H	Bucknell	
														128		H	Holy Cross	
														144		A	UMBC	
														161		H	Army	
														176		A	Loyola Maryland	
														176		H	Loyola Maryland	
														211		A	Lehigh	
														255		H	Lafayette	
														276		A	Stetson	
														282		H	American	
														296		H	Marist	
														315		H	Mt. St. Mary's	
LAST 10 GAMES																		
						23	N	Boston U.		0	2	128	H	Holy Cross		2	0	
						176	H	Loyola Maryland		4	1	109	A	Penn		2	1	
						161	H	Army		3	0	125	H	Bucknell		3	0	
						176	A	Loyola Maryland		0	0	39	A	Colgate		1	1	
						211	A	Lehigh		2	0	282	H	American		4	1	

Non-Div. I Games:

Navy

Average RPI Win:	148	WON-LOST	WINNING	LAST 10	STRENGTH OF	OPP. STRENGTH	TEAM	ADJ	CONF.	ADJ CONF.		
Average RPI Loss:	34	RECORD	PCT. RANK	GAMES	SCHEDULE	OF SCHEDULE	RPI	RPI	RPI	RPI		
DIV. I ONLY		10-7-3	.575	107	4-4-2	74	29	65	.55641	66	2	2
DIV. I NON-CONF.		5-2-1	.6875	66	0-0-0	132	120	68	.55756	69	1	1
<hr/>												
TOTALS	RPI 1-25	RPI 26-50		W-L RECORDS		RPI 51-100		RPI 101-150		RPI 150+		
10-7-3	0-4-1	2-0-1		OVERALL		2-3-0		2-0-1		4-0-0		
5-4-2	0-2-1	1-0-1		HOME		0-2-0		1-0-0		3-0-0		
5-2-1	0-2-0	1-0-0		AWAY		2-0-0		1-0-1		1-0-0		
0-1-0	0-0-0	0-0-0		NEUTRAL		0-1-0		0-0-0		0-0-0		
5-2-1	0-1-0	0-0-0		NON-CONFERENCE		0-1-0		1-0-1		4-0-0		
4-2-0	0-1-0	0-0-0		HOME		0-1-0		1-0-0		3-0-0		
1-0-1	0-0-0	0-0-		AWAY		0-0-0		0-0-1		1-0-0		
0-0-0	0-0-0	0-0-0		NEUTRAL		0-0-0		0-0-0		0-0-0		
5-5-2	0-3-1	2-0-1		CONFERENCE		2-2-0		1-0-0		0-0-0		
1-2-2	0-1-1	1-0-1		HOME		0-1-0		0-0-0		0-0-0		
4-2-0	0-2-0	1-0-0		AWAY		2-0-0		1-0-0		0-0-0		
0-1-0	0-0-0	0-0-0		NEUTRAL		0-1-0		0-0-0		0-0-0		
RPI	S	Opponent	Score	RPI	S	Opponent	Score	RPI	S	Opponent	Score	
5	H	Virginia	0 3	34	A	Missouri	1 0	57	A	Tennessee	1 0	
7	H	Florida	1 2	42	H	Arkansas	0 0	57	N	Tennessee	2 3	
10	H	South Carolina	1 1	48	H	Georgia	2 0	60	H	Memphis	1 2	
18	A	Kentucky	1 2					68	H	Ole Miss	0 1	
25	A	Auburn	0 1					96	A	Vanderbilt	1 0	

Non-Div. I Games:

Alabama

Average RPI Win:	147	WON-LOST	WINNING	LAST 10	STRENGTH OF	OPP. STRENGTH	TEAM	ADJ	CONF.	ADJ CONF.			
Average RPI Loss:	36	RECORD	PCT. RANK	GAMES	SCHEDULE	OF SCHEDULE	RPI	RPI	RPI	RPI			
DIV. I ONLY	10-8-2	.55	123	2-6-2	65	46	67	.55619	67	5	5		
DIV. I NON-CONF.	5-1-0	.83333	18	0-0-0	171	70	41	.5885	41	5	5		
<hr/>													
TOTALS	RPI 1-25	RPI 26-50		W-L RECORDS		RPI 51-100		RPI 101-150		RPI 150+			
10-8-2	0-3-1	1-1-0		OVERALL		1-4-1		5-0-0		3-0-0			
5-3-1	0-1-1	1-0-0		HOME		1-2-0		3-0-0		0-0-0			
4-4-1	0-1-0	0-1-0		AWAY		0-2-1		2-0-0		2-0-0			
1-1-0	0-1-0	0-0-0		NEUTRAL		0-0-0		0-0-0		1-0-0			
5-1-0	0-1-0	1-0-0		NON-CONFERENCE		0-0-0		1-0-0		3-0-0			
2-1-0	0-1-0	1-0-0		HOME		0-0-0		1-0-0		0-0-0			
2-0-0	0-0-0	0-0-		AWAY		0-0-0		0-0-0		2-0-0			
1-0-0	0-0-0	0-0-0		NEUTRAL		0-0-0		0-0-0		1-0-0			
5-7-2	0-2-1	0-1-0		CONFERENCE		1-4-1		4-0-0		0-0-0			
3-2-1	0-0-1	0-0-0		HOME		1-2-0		2-0-0		0-0-0			
2-4-1	0-1-0	0-1-0		AWAY		0-2-1		2-0-0		0-0-0			
0-1-0	0-1-0	0-0-0		NEUTRAL		0-0-0		0-0-0		0-0-0			
RPI S	Opponent	Score	RPI S	Opponent	Score	RPI S	Opponent	Score	RPI S	Opponent	Score		
6 A	Penn St.	1 2	30 A	Rutgers	1 2	51 H	Michigan	1 2	104 A	Nebraska	3 0		
9 H	Wisconsin	0 0	40 H	Arizona St.	3 1	52 H	Minnesota	1 2	105 H	Louisville	2 0		
9 N	Wisconsin	0 2				61 A	Northwestern	0 2	113 A	Ohio St.	4 1		
13 H	Notre Dame	1 3				64 A	Iowa	0 2	148 H	Indiana	2 0		
						78 A	Maryland	1 1	150 H	Purdue	3 0		
						93 H	Michigan St.	2 0	210 N	UAB	3 1		
									251 A	Oakland	1 0		
									253 A	Col. of Charleston	3 0		
<hr/>													
LAST 10 GAMES													
9 N Wisconsin						0 2	30 A Rutgers						1 2
9 H Wisconsin						0 0	52 H Minnesota						1 2
51 H Michigan						1 2	61 A Northwestern						0 2
93 H Michigan St.						2 0	6 A Penn St.						1 2
78 A Maryland						1 1	113 A Ohio St.						4 1

Non-Div. I Games:

Illinois

Average RPI Win: 151		WON-LOST RECORD		WINNING PCT. RANK		LAST 10 GAMES		STRENGTH OF SCHEDULE		OPP. STRENGTH OF SCHEDULE		TEAM RPI		ADJ RPI		CONF. RPI		ADJ CONF. RPI	
DIV. I ONLY		8-6-5		.55263 119		2-5-3		76		18		68		.5535 68		2		2	
DIV. I NON-CONF.		5-2-1		.6875 66		0-1-0		137		53		65		.56385 65		1		1	
TOTALS		RPI 1-25		RPI 26-50		W-L RECORDS		RPI 51-100		RPI 101-150		RPI 150+							
8-6-5		0-4-1		0-0-3		OVERALL		3-1-1		2-1-0		3-0-0							
4-2-4		0-1-0		0-0-3		HOME		1-1-1		2-0-0		1-0-0							
4-4-1		0-3-1		0-0-0		AWAY		2-0-0		0-1-0		2-0-0							
0-0-0		0-0-0		0-0-0		NEUTRAL		0-0-0		0-0-0		0-0-0							
5-2-1		0-1-0		0-0-0		NON-CONFERENCE		1-0-1		2-1-0		2-0-0							
4-0-1		0-0-0		0-0-0		HOME		1-0-1		2-0-0		1-0-0							
1-2-0		0-1-0		0-0-		AWAY		0-0-0		0-1-0		1-0-0							
0-0-0		0-0-0		0-0-0		NEUTRAL		0-0-0		0-0-0		0-0-0							
3-4-4		0-3-1		0-0-3		CONFERENCE		2-1-0		0-0-0		1-0-0							
0-2-3		0-1-0		0-0-3		HOME		0-1-0		0-0-0		0-0-0							
3-2-1		0-2-1		0-0-0		AWAY		2-0-0		0-0-0		1-0-0							
0-0-0		0-0-0		0-0-0		NEUTRAL		0-0-0		0-0-0		0-0-0							
RPI	S	Opponent		Score	RPI	S	Opponent		Score	RPI	S	Opponent		Score					
2	H	Texas A&M		1 2	34	H	Missouri		3 3	52	H	Minnesota		3 2					
10	A	South Carolina		0 2	42	H	Arkansas		1 1	57	H	Tennessee		2 3					
17	A	UCF		0 4	48	H	Georgia		1 1	60	H	Memphis		1 1					
18	A	Kentucky		0 3						66	A	Alabama		1 0					
25	A	Auburn		2 2						96	A	Vanderbilt		2 1					
							</												

Non-Div. I Games:

Ole Miss

Average RPI Win:	146	WON-LOST	WINNING	LAST 10	STRENGTH OF	OPP. STRENGTH	TEAM	ADJ	CONF.	ADJ CONF.		
Average RPI Loss:	42	RECORD	PCT. RANK	GAMES	SCHEDULE	OF SCHEDULE	RPI	RPI	RPI	RPI		
DIV. I ONLY		8-8-3	.5	156	2-5-3	49	42	70	.55282	69	3	3
DIV. I NON-CONF.		7-3-0	.7	59	1-0-0	96	56	47	.57655	48	4	4
<hr/>												
TOTALS	RPI 1-25	RPI 26-50		W-L RECORDS		RPI 51-100		RPI 101-150		RPI 150+		
8-8-3	0-4-1	1-3-0		OVERALL		1-0-2		2-1-0		4-0-0		
4-4-1	0-2-1	1-2-0		HOME		0-0-0		1-0-0		2-0-0		
4-3-2	0-1-0	0-1-0		AWAY		1-0-2		1-1-0		2-0-0		
0-1-0	0-1-0	0-0-0		NEUTRAL		0-0-0		0-0-0		0-0-0		
7-3-0	0-2-0	0-1-0		NON-CONFERENCE		1-0-0		2-0-0		4-0-0		
3-2-0	0-1-0	0-1-0		HOME		0-0-0		1-0-0		2-0-0		
4-1-0	0-1-0	0-0-		AWAY		1-0-0		1-0-0		2-0-0		
0-0-0	0-0-0	0-0-0		NEUTRAL		0-0-0		0-0-0		0-0-0		
1-5-3	0-2-1	1-2-0		CONFERENCE		0-0-2		0-1-0		0-0-0		
1-2-1	0-1-1	1-1-0		HOME		0-0-0		0-0-0		0-0-0		
0-2-2	0-0-0	0-1-0		AWAY		0-0-2		0-1-0		0-0-0		
0-1-0	0-1-0	0-0-0		NEUTRAL		0-0-0		0-0-0		0-0-0		
RPI	S	Opponent	Score	RPI	S	Opponent	Score	RPI	S	Opponent	Score	
11	H	West Virginia	0 0	28	H	Texas	3 1	54	A	Oklahoma	1 1	
11	N	West Virginia	1 2	34	H	Missouri	1 2	62	A	North Texas	1 0	
14	H	Texas Tech	0 1	37	H	Kansas	0 2	72	A	Baylor	1 1	
17	H	UCF	0 2	47	A	Oklahoma St.	0 1					
24	A	Washington St.	0 3									

Non-Div. I Games:

TCU

Average RPI Win: 222		WON-LOST RECORD		WINNING PCT. RANK		LAST 10 GAMES		STRENGTH OF SCHEDULE		OPP. STRENGTH OF SCHEDULE		TEAM RPI		ADJ RPI		CONF. RPI		ADJ CONF. RPI	
Average RPI Loss: 100																			
DIV. I ONLY		15-4-3		.75 22		8-0-2		213		146		72		.55216 70		28		28	
DIV. I NON-CONF.		5-3-2		.6 108		1-0-1		142		31		88		.54496 85		25		25	
TOTALS		RPI 1-25		RPI 26-50		W-L RECORDS		RPI 51-100		RPI 101-150		RPI 150+							
15-4-3		1-2-1		0-0-0		OVERALL		0-0-0		2-0-1		12-2-1							
7-3-2		0-2-0		0-0-0		HOME		0-0-0		1-0-1		6-1-1							
7-1-0		1-0-0		0-0-0		AWAY		0-0-0		1-0-0		5-1-0							
1-0-1		0-0-1		0-0-0		NEUTRAL		0-0-0		0-0-0		1-0-0							
5-3-2		1-2-1		0-0-0		NON-CONFERENCE		0-0-0		0-0-1		4-1-0							
2-2-1		0-2-0		0-0-0		HOME		0-0-0		0-0-1		2-0-0							
2-1-0		1-0-0		0-0-0		AWAY		0-0-0		0-0-0		1-1-0							
1-0-1		0-0-1		0-0-0		NEUTRAL		0-0-0		0-0-0		1-0-0							
10-1-1		0-0-0		0-0-0		CONFERENCE		0-0-0		2-0-0		8-1-1							
5-1-1		0-0-0		0-0-0		HOME		0-0-0		1-0-0		4-1-1							
5-0-0		0-0-0		0-0-0		AWAY		0-0-0		1-0-0		4-0-0							
0-0-0		0-0-0		0-0-0		NEUTRAL		0-0-0		0-0-0		0-0-0							
RPI	S	Opponent		Score		RPI	S	Opponent		Score		RPI	S	Opponent		Score			
10	N	South Carolina		0	0							106	A	Utah Valley		2	0		
15	H	Washington		0	1							106	H	Utah Valley		2	1		
18	H	Kentucky		1	2							107	H	Portland		1	1		
24	A	Washington St.		2	1							152	H	UMKC		5	0		
												152	H	UMKC		1	1		
												163	A	Hawaii		1	2		
												198	A	St. Mary's (CA)		2	0		
												202	A	Grand Canyon		2	1		
												202	H	Grand Canyon		0	1		
												215	N	Northern Ill.		4	1		
												252	H	Eastern Wash.		4	1		
												262	H	Idaho		2	1		
												295	A	Bakersfield		6	3		
												295	H	Bakersfield		5	1		
												298	A	New Mexico St.		6	1		
												298	H	New Mexico St.		7	0		
												299	A	Tex.-Pan American		4	0		
												329	H	Chicago St.		11	0		
LAST 10 GAMES																			
10	N	South Carolina		0	0	329	H	Chicago St.		11	0								
24	A	Washington St.		2	1	152	H	UMKC		1	1								
152	H	UMKC		5	0	299	A	Tex.-Pan American		4	0								
298	H	New Mexico St.		7	0	298	A	New Mexico St.		6	1								
106	A	Utah Valley		2	0	295	H	Bakersfield		5	1								

Non-Div. I Games:

Seattle

V  
C  
U

VCU

Average RPI Win: 140		WON-LOST RECORD		WINNING PCT. RANK		LAST 10 GAMES		STRENGTH OF SCHEDULE		OPP. STRENGTH OF SCHEDULE		TEAM RPI		ADJ RPI		CONF. RPI		ADJ CONF. RPI	
DIV. I ONLY		9-8-3		.525 145		3-5-2		61		53		74		.55078 72		3		3	
DIV. I NON-CONF.		6-3-1		.65 80		0-0-0		92		121		67		.56087 67		4		4	
TOTALS		RPI 1-25		RPI 26-50		W-L RECORDS		RPI 51-100		RPI 101-150		RPI 150+							
9-8-3		0-3-0		2-4-0		OVERALL		2-0-2		2-1-0		3-0-1							
5-2-2		0-0-0		1-2-0		HOME		0-0-1		2-0-0		2-0-1							
3-6-0		0-3-0		0-2-0		AWAY		2-0-0		0-1-0		1-0-0							
1-0-1		0-0-0		1-0-0		NEUTRAL		0-0-1		0-0-0		0-0-0							
6-3-1		0-1-0		1-1-0		NON-CONFERENCE		1-0-0		1-1-0		3-0-1							
4-0-1		0-0-0		1-0-0		HOME		0-0-0		1-0-0		2-0-1							
2-3-0		0-1-0		0-0-		AWAY		1-0-0		0-1-0		1-0-0							
0-0-0		0-0-0		0-0-0		NEUTRAL		0-0-0		0-0-0		0-0-0							
3-5-2		0-2-0		1-3-0		CONFERENCE		1-0-2		1-0-0		0-0-0							
1-2-1		0-0-0		0-2-0		HOME		0-0-1		1-0-0		0-0-0							
1-3-0		0-2-0		0-1-0		AWAY		1-0-0		0-0-0		0-0-0							
1-0-1		0-0-0		1-0-0		NEUTRAL		0-0-1		0-0-0		0-0-0							
RPI S	Opponent		Score		RPI S	Opponent		Score		RPI S	Opponent		Score		RPI S	Opponent		Score	
11 A	West Virginia		0 2		28 H	Texas		1 2		54 A	Oklahoma		2 1		106 A	Utah Valley		1 2	
13 A	Notre Dame		0 1		32 A	Illinois St.		1 2		54 N	Oklahoma		0 0		124 H	Houston Baptist		2 0	
14 A	Texas Tech		0 1		37 H	Kansas		0 1		56 A	BYU		2 1		149 H	Iowa St.		2 0	
					46 H	Rice		1 0		69 H	TCU		1 1		194 A	UTSA		4 0	
					47 A	Oklahoma St.		0 2							261 H	Oral Roberts		0 0	
					47 N	Oklahoma St.		1 0							279 H	Northwestern St.		5 0	
															312 H	Incarnate Word		5 0	
					LAST 10 GAMES														
					54 N	Oklahoma		0 0		14 A	Texas Tech		0 1						
					47 N	Oklahoma St.		1 0		47 A	Oklahoma St.		0 2						
					54 A	Oklahoma		2 1		69 H	TCU		1 1						
					11 A	West Virginia		0 2		149 H	Iowa St.		2 0						
					28 H	Texas		1 2		37 H	Kansas		0 1						

Non-Div. I Games:

Baylor



Average RPI Win:	216	WON-LOST	WINNING	LAST 10	STRENGTH OF	OPP. STRENGTH	TEAM	ADJ	CONF.	ADJ CONF.					
Average RPI Loss:	111	RECORD	PCT. RANK	GAMES	SCHEDULE	OF SCHEDULE	RPI	RPI	RPI	RPI					
DIV. I ONLY		16-6-0	.72727	31	7-3-0	172	194	71	.54883	73	14	14			
DIV. I NON-CONF.		8-2-0	.8	28	0-0-0	296	226	125	.51779	127	17	17			
<hr/>															
TOTALS	RPI 1-25	RPI 26-50		W-L RECORDS		RPI 51-100		RPI 101-150		RPI 150+					
16-6-0	0-0-0	0-0-0		OVERALL		1-2-0		2-3-0		13-1-0					
9-0-0	0-0-0	0-0-0		HOME		1-0-0		1-0-0		7-0-0					
3-6-0	0-0-0	0-0-0		AWAY		0-2-0		0-3-0		3-1-0					
4-0-0	0-0-0	0-0-0		NEUTRAL		0-0-0		1-0-0		3-0-0					
<hr/>															
8-2-0	0-0-0	0-0-0		NON-CONFERENCE		0-0-0		1-2-0		7-0-0					
5-0-0	0-0-0	0-0-0		HOME		0-0-0		1-0-0		4-0-0					
1-2-0	0-0-0	0-0-		AWAY		0-0-0		0-2-0		1-0-0					
2-0-0	0-0-0	0-0-0		NEUTRAL		0-0-0		0-0-0		2-0-0					
<hr/>															
8-4-0	0-0-0	0-0-0		CONFERENCE		1-2-0		1-1-0		6-1-0					
4-0-0	0-0-0	0-0-0		HOME		1-0-0		0-0-0		3-0-0					
2-4-0	0-0-0	0-0-0		AWAY		0-2-0		0-1-0		2-1-0					
2-0-0	0-0-0	0-0-0		NEUTRAL		0-0-0		1-0-0		1-0-0					
<hr/>															
RPI	S	Opponent	Score	RPI	S	Opponent	Score	RPI	S	Opponent	Score				
				53 A South Ala.				1	2	115 A Texas St.				0	2
				53 A South Ala.				0	1	115 N Texas St.				1	0
				74 H Ga. Southern				3	0	134 A Louisiana Tech				2	4
										137 A LSU				0	2
										141 H Kennesaw St.				1	0
										171 A Appalachian St.				2	3
										177 H Jacksonville St.				3	1
										180 H La.-Lafayette				2	0
										180 N La.-Lafayette				1	0
										194 H Georgia St.				1	0
										199 A UALR				3	0
										210 H UAB				2	1
										240 H La.-Monroe				2	0
										260 A Gardner-Webb				1	0
										272 N North Florida				1	0
										287 H Alabama St.				6	0
										301 A Arkansas St.				3	0
						304 H Tennessee Tech				3	0				
						317 N Francis Marion				3	1				
<hr/>															
				LAST 10 GAMES											
				53 A South Ala.				0	1	74 H Ga. Southern				3	0
				115 N Texas St.				1	0	194 H Georgia St.				1	0
				180 N La.-Lafayette				1	0	115 A Texas St.				0	2
				301 A Arkansas St.				3	0	171 A Appalachian St.				2	3
				199 A UALR				3	0	240 H La.-Monroe				2	0

Non-Div. I Games:

Troy



Average RPI Win: 179		WON-LOST RECORD	WINNING PCT. RANK	LAST 10 GAMES	STRENGTH OF SCHEDULE	OPP. STRENGTH OF SCHEDULE	TEAM RPI	ADJ RPI	CONF. RPI	ADJ CONF. RPI				
Average RPI Loss: 34														
DIV. I ONLY		8-8-4	.5	156	1-8-1	52	47	79	.5481	75	1	1		
DIV. I NON-CONF.		7-0-2	.88889	8	0-0-0	122	158	28	.609	30	2	2		
<hr/>														
TOTALS		RPI 1-25		RPI 26-50		W-L RECORDS		RPI 51-100		RPI 101-150		RPI 150+		
8-8-4		0-3-2		0-4-0		OVERALL		1-1-1		1-0-0		6-0-1		
4-4-2		0-2-1		0-2-0		HOME		1-0-0		1-0-0		2-0-1		
4-4-2		0-1-1		0-2-0		AWAY		0-1-1		0-0-0		4-0-0		
0-0-0		0-0-0		0-0-0		NEUTRAL		0-0-0		0-0-0		0-0-0		
7-0-2		0-0-0		0-0-0		NON-CONFERENCE		1-0-1		1-0-0		5-0-1		
4-0-1		0-0-0		0-0-0		HOME		1-0-0		1-0-0		2-0-1		
3-0-1		0-0-0		0-0-		AWAY		0-0-1		0-0-0		3-0-0		
0-0-0		0-0-0		0-0-0		NEUTRAL		0-0-0		0-0-0		0-0-0		
1-8-2		0-3-2		0-4-0		CONFERENCE		0-1-0		0-0-0		1-0-0		
0-4-1		0-2-1		0-2-0		HOME		0-0-0		0-0-0		0-0-0		
1-4-1		0-1-1		0-2-0		AWAY		0-1-0		0-0-0		1-0-0		
0-0-0		0-0-0		0-0-0		NEUTRAL		0-0-0		0-0-0		0-0-0		
RPI	S	Opponent		Score	RPI	S	Opponent		Score	RPI	S	Opponent		Score
3	A	UCLA		0 <b>1</b>	31	H	Arizona		1 <b>2</b>	54	A	Oklahoma		1 <b>1</b>
4	H	Stanford		1 <b>1</b>	36	A	Colorado		0 <b>2</b>	56	H	BYU		1 0
15	H	Washington		0 <b>1</b>	38	A	Southern California		0 <b>2</b>	83	A	Oregon		0 <b>1</b>
21	A	California		2 <b>2</b>	40	H	Arizona St.		1 <b>2</b>					
24	H	Washington St.		2 <b>4</b>										

Non-Div. I Games:

Utah

Average RPI Win:	235	WON-LOST	WINNING	LAST 10	STRENGTH OF	OPP. STRENGTH	TEAM	ADJ	CONF.	ADJ CONF.	
Average RPI Loss:	108	RECORD	PCT. RANK	GAMES	SCHEDULE	OF SCHEDULE	RPI	RPI	RPI	RPI	
DIV. I ONLY	14-4-3	.7381	26	6-2-2	174	248	75	.54793	76	26	26
DIV. I NON-CONF.	6-2-1	.72222	51	0-0-0	161	171	74	.55345	74	27	28
<hr/>											
TOTALS	RPI 1-25	RPI 26-50		W-L RECORDS		RPI 51-100		RPI 101-150		RPI 150+	
14-4-3	0-0-0	0-0-0		OVERALL		0-2-1		2-2-2		12-0-0	
7-1-0	0-0-0	0-0-0		HOME		0-0-0		2-1-0		5-0-0	
7-3-1	0-0-0	0-0-0		AWAY		0-2-0		0-1-1		7-0-0	
0-0-2	0-0-0	0-0-0		NEUTRAL		0-0-1		0-0-1		0-0-0	
<hr/>											
6-2-1	0-0-0	0-0-0		NON-CONFERENCE		0-1-0		1-1-1		5-0-0	
3-0-0	0-0-0	0-0-0		HOME		0-0-0		1-0-0		2-0-0	
3-2-1	0-0-0	0-0-		AWAY		0-1-0		0-1-1		3-0-0	
0-0-0	0-0-0	0-0-0		NEUTRAL		0-0-0		0-0-0		0-0-0	
<hr/>											
8-2-2	0-0-0	0-0-0		CONFERENCE		0-1-1		1-1-1		7-0-0	
4-1-0	0-0-0	0-0-0		HOME		0-0-0		1-1-0		3-0-0	
4-1-0	0-0-0	0-0-0		AWAY		0-1-0		0-0-0		4-0-0	
0-0-2	0-0-0	0-0-0		NEUTRAL		0-0-1		0-0-1		0-0-0	
<hr/>											
RPI S	Opponent	Score	RPI S	Opponent	Score	RPI S	Opponent	Score	RPI S	Opponent	Score
						89 A	Rhode Island	0 1	111 H	Monmouth	0 4
						100 A	Niagara	0 1	112 H	Rider	1 0
						100 N	Niagara	1 1	112 N	Rider	1 1
									128 A	Holy Cross	1 1
									129 H	Hartford	3 1
									131 A	Central Conn. St.	0 3
									161 A	Army	1 0
									175 A	Towson	1 0
									218 A	Manhattan	2 0
									229 H	Siena	2 1
									234 H	Stony Brook	3 2
									235 H	Maine	2 1
									275 A	Iona	3 0
									282 A	American	1 0
									296 A	Marist	4 0
									307 H	Canisius	3 0
									313 A	Quinnipiac	4 1
			326 H	Saint Peter's	8 0						
			LAST 10 GAMES								
			112 N	Rider	1 1	307 H	Canisius	3 0			
			100 N	Niagara	1 1	218 A	Manhattan	2 0			
			275 A	Iona	3 0	111 H	Monmouth	0 4			
			100 A	Niagara	0 1	326 H	Saint Peter's	8 0			
			229 H	Siena	2 1	296 A	Marist	4 0			

Non-Div. I Games:

Fairfield

Average RPI Win:	162	WON-LOST RECORD	WINNING PCT. RANK	LAST 10 GAMES	STRENGTH OF SCHEDULE	OPP. STRENGTH OF SCHEDULE	TEAM RPI	ADJ RPI	CONF. RPI	ADJ CONF. RPI	
Average RPI Loss:	81										
DIV. I ONLY	10-8-3	.54762	131	5-3-2	70	75	80	.54773	77	9	9
DIV. I NON-CONF.	4-5-1	.45	193	0-0-0	90	32	127	.5198	124	9	9
<hr/>											
TOTALS	RPI 1-25	RPI 26-50		W-L RECORDS	RPI 51-100		RPI 101-150		RPI 150+		
10-8-3	0-2-1	1-1-0		OVERALL	2-2-2		2-1-0		5-2-0		
8-4-0	0-1-0	1-0-0		HOME	1-1-0		1-1-0		5-1-0		
1-4-2	0-1-0	0-1-0		AWAY	1-1-2		0-0-0		0-1-0		
1-0-1	0-0-1	0-0-0		NEUTRAL	0-0-0		1-0-0		0-0-0		
<hr/>											
4-5-1	0-1-0	1-0-0		NON-CONFERENCE	0-2-1		2-1-0		1-1-0		
3-3-0	0-0-0	1-0-0		HOME	0-1-0		1-1-0		1-1-0		
0-2-1	0-1-0	0-0-		AWAY	0-1-1		0-0-0		0-0-0		
1-0-0	0-0-0	0-0-0		NEUTRAL	0-0-0		1-0-0		0-0-0		
<hr/>											
6-3-2	0-1-1	0-1-0		CONFERENCE	2-0-1		0-0-0		4-1-0		
5-1-0	0-1-0	0-0-0		HOME	1-0-0		0-0-0		4-0-0		
1-2-1	0-0-0	0-1-0		AWAY	1-0-1		0-0-0		0-1-0		
0-0-1	0-0-1	0-0-0		NEUTRAL	0-0-0		0-0-0		0-0-0		
<hr/>											
RPI S	Opponent	Score		RPI S	Opponent	Score		RPI S	Opponent	Score	
2 A	Texas A&M	0	3	37 H	Kansas	1	0	52 A	Minnesota	0	1
20 H	DePaul	2	3	44 A	Georgetown	0	4	61 H	Northwestern	0	1
20 N	DePaul	0	0					82 A	St. John's (NY)	1	1
								84 A	Colorado Col.	0	0
								97 A	Providence	4	0
								97 H	Providence	2	0
									</		

Non-Div. I Games:

Marquette

Average RPI Win: 116		WON-LOST	WINNING	LAST 10	STRENGTH OF		OPP. STRENGTH	TEAM	ADJ	CONF.	ADJ CONF.
Average RPI Loss: 34		RECORD	PCT. RANK	GAMES	SCHEDULE		OF SCHEDULE	RPI	RPI	RPI	RPI
DIV. I ONLY		5-7-6	.44444	203	2-4-4		26	35	76	.54766	78
DIV. I NON-CONF.		2-2-1	.5	154	0-0-0		10	35	42	.58712	42
TOTALS		RPI 1-25	RPI 26-50		W-L RECORDS		RPI 51-100		RPI 101-150		RPI 150+
5-7-6		0-4-0	1-0-0		OVERALL		2-2-4		1-1-2		1-0-0
4-1-4		0-0-0	1-0-0		HOME		1-1-3		1-0-1		1-0-0
1-6-2		0-4-0	0-0-0		AWAY		1-1-1		0-1-1		0-0-0
0-0-0		0-0-0	0-0-0		NEUTRAL		0-0-0		0-0-0		0-0-0
2-2-1		0-2-0	0-0-0		NON-CONFERENCE		1-0-1		0-0-0		1-0-0
2-0-0		0-0-0	0-0-0		HOME		1-0-0		0-0-0		1-0-0
0-2-1		0-2-0	0-0-		AWAY		0-0-1		0-0-0		0-0-0
0-0-0		0-0-0	0-0-0		NEUTRAL		0-0-0		0-0-0		0-0-0
3-5-5		0-2-0	1-0-0		CONFERENCE		1-2-3		1-1-2		0-0-0
2-1-4		0-0-0	1-0-0		HOME		0-1-3		1-0-1		0-0-0
1-4-1		0-2-0	0-0-0		AWAY		1-1-0		0-1-1		0-0-0
0-0-0		0-0-0	0-0-0		NEUTRAL		0-0-0		0-0-0		0-0-0
RPI S	Opponent	Score		RPI S	Opponent	Score		RPI S	Opponent	Score	
3 A	UCLA	0	3	30 H	Rutgers	2	0	51 H	Michigan	0	1
6 A	Penn St.	0	1					52 A	Minnesota	0	1
9 A	Wisconsin	0	1					61 H	Northwestern	0	0
12 A	Pepperdine	0	1					64 A	Iowa	1	0
								65 A	Navy	1	1
								67 H	Illinois	1	1
								87 H	William & Mary	4	0
								93 H	Michigan St.	0	0
				LAST 10 GAMES							
	6 A Penn St.	0	1		113 A Ohio St.	1	1				
	9 A Wisconsin	0	1		148 H Indiana	0	0				
	52 A Minnesota	0	1		150 H Purdue	2	1				
	67 H Illinois	1	1		104 A Nebraska	3	4				
	61 H Northwestern	0	0		64 A Iowa	1	0				

Non-Div. I Games:

Maryland

Average RPI Win:	190	WON-LOST RECORD	WINNING PCT. RANK	LAST 10 GAMES	STRENGTH OF SCHEDULE	OPP. STRENGTH OF SCHEDULE	TEAM RPI	ADJ RPI	CONF. RPI	ADJ CONF. RPI	
Average RPI Loss:	58										
DIV. I ONLY	12-6-1	.65789	62	5-4-1	139	121	83	.54684	79	13	13
DIV. I NON-CONF.	6-2-0	.75	37	0-0-0	179	168	72	.55725	70	14	14
<hr/>											
TOTALS	RPI 1-25	RPI 26-50		W-L RECORDS	RPI 51-100		RPI 101-150		RPI 150+		
12-6-1	0-0-0	0-3-0		OVERALL	2-2-0		3-1-0		7-0-1		
7-1-0	0-0-0	0-0-0		HOME	0-1-0		3-0-0		4-0-0		
4-4-1	0-0-0	0-2-0		AWAY	1-1-0		0-1-0		3-0-1		
1-1-0	0-0-0	0-1-0		NEUTRAL	1-0-0		0-0-0		0-0-0		
<hr/>											
6-2-0	0-0-0	0-1-0		NON-CONFERENCE	1-0-0		2-1-0		3-0-0		
3-0-0	0-0-0	0-0-0		HOME	0-0-0		2-0-0		1-0-0		
3-2-0	0-0-0	0-0-		AWAY	1-0-0		0-1-0		2-0-0		
0-0-0	0-0-0	0-0-0		NEUTRAL	0-0-0		0-0-0		0-0-0		
<hr/>											
6-4-1	0-0-0	0-2-0		CONFERENCE	1-2-0		1-0-0		4-0-1		
4-1-0	0-0-0	0-0-0		HOME	0-1-0		1-0-0		3-0-0		
1-2-1	0-0-0	0-1-0		AWAY	0-1-0		0-0-0		1-0-1		
1-1-0	0-0-0	0-1-0		NEUTRAL	1-0-0		0-0-0		0-0-0		
<hr/>											
RPI S	Opponent	Score	RPI S	Opponent	Score	RPI S	Opponent	Score	RPI S	Opponent	Score
			26 A	La Salle	0 3	63 H	Dayton	0 3	116 A	Drexel	0 2
			26 N	La Salle	1 2	71 A	VCU	0 1	130 H	East Tenn. St.	3 1
			44 A	Georgetown	0 1	81 A	Liberty	1 0	145 H	Richmond	1 0
						89 N	Rhode Island	1 0	147 H	Old Dominion	1 0
									176 A	Loyola Maryland	3 0
									193 H	Massachusetts	2 1
									205 A	Saint Louis	1 0
									214 A	Fordham	1 1
									231 H	Davidson	1 0
									245 H	George Mason	2 1
									315 H	Mt. St. Mary's	6 0
									320 A	Delaware St.	2 0
<hr/>											
			LAST 10 GAMES								
			26 N	La Salle	1 2	145 H	Richmond	1 0			
			89 N	Rhode Island	1 0	231 H	Davidson	1 0			
			205 A	Saint Louis	1 0	193 H	Massachusetts	2 1			
			63 H	Dayton	0 3	214 A	Fordham	1 1			
			71 A	VCU	0 1	26 A	La Salle	0 3			

Non-Div. I Games:

George Washington

Average RPI Win:	242	WON-LOST	WINNING	LAST 10	STRENGTH OF	OPP. STRENGTH	TEAM	ADJ	CONF.	ADJ CONF.	
Average RPI Loss:	56	RECORD	PCT. RANK	GAMES	SCHEDULE	OF SCHEDULE	RPI	RPI	RPI	RPI	
DIV. I ONLY	16-3-1	.825	10	9-1-0	287	168	77	.54667	80	25	25
DIV. I NON-CONF.	4-2-1	.64286	86	0-0-0	298	39	168	.49364	168	24	24
<hr/>											
TOTALS	RPI 1-25	RPI 26-50		W-L RECORDS		RPI 51-100		RPI 101-150		RPI 150+	
16-3-1	0-1-0	0-1-0		OVERALL		0-0-0		1-1-1		15-0-0	
8-0-0	0-0-0	0-0-0		HOME		0-0-0		0-0-0		8-0-0	
6-1-1	0-1-0	0-0-0		AWAY		0-0-0		1-0-1		5-0-0	
2-2-0	0-0-0	0-1-0		NEUTRAL		0-0-0		0-1-0		2-0-0	
<hr/>											
4-2-1	0-1-0	0-1-0		NON-CONFERENCE		0-0-0		0-0-1		4-0-0	
2-0-0	0-0-0	0-0-0		HOME		0-0-0		0-0-0		2-0-0	
1-1-1	0-1-0	0-0-		AWAY		0-0-0		0-0-1		1-0-0	
1-1-0	0-0-0	0-1-0		NEUTRAL		0-0-0		0-0-0		1-0-0	
<hr/>											
12-1-0	0-0-0	0-0-0		CONFERENCE		0-0-0		1-1-0		11-0-0	
6-0-0	0-0-0	0-0-0		HOME		0-0-0		0-0-0		6-0-0	
5-0-0	0-0-0	0-0-0		AWAY		0-0-0		1-0-0		4-0-0	
1-1-0	0-0-0	0-0-0		NEUTRAL		0-0-0		0-1-0		1-0-0	
<hr/>											
RPI S	Opponent	Score		RPI S	Opponent	Score		RPI S	Opponent	Score	
2 A	Texas A&M	0	1	42 N	Arkansas	2	4	124 A	Houston Baptist	2	0
								124 N	Houston Baptist	0	2
								137 A	LSU	0	0
								158 H	Sam Houston St.	2	1
								209 A	Abilene Christian	1	0
								213 H	Southeastern La.	3	0
								226 H	Oregon St.	2	0
								237 A	Nicholls St.	3	1
								237 N	Nicholls St.	5	0
								240 A	La.-Monroe	3	2
								249 H	Lamar	2	1
								257 A	McNeese St.	1	0
								259 N	Nevada	3	0
								279 A	Northwestern St.	4	0
								280 H	A&M-Corpus Christi	1	0
								281 H	Central Ark.	3	0
								312 H	Incarnate Word	1	0
316 H	Southern U.	7	0								
<hr/>											
LAST 10 GAMES											
124 N Houston Baptist				0	2	237 A Nicholls St.				3	1
237 N Nicholls St.				5	0	213 H Southeastern La.				3	0
312 H Incarnate Word				1	0	209 A Abilene Christian				1	0
280 H A&M-Corpus Christi				1	0	257 A McNeese St.				1	0
281 H Central Ark.				3	0	158 H Sam Houston St.				2	1

Non-Div. I Games:

Stephen F. Austin





Average RPI Win:	190	WON-LOST	WINNING	LAST 10	STRENGTH OF	OPP. STRENGTH	TEAM	ADJ	CONF.	ADJ CONF.	
Average RPI Loss:	85	RECORD	PCT. RANK	GAMES	SCHEDULE	OF SCHEDULE	RPI	RPI	RPI	RPI	
DIV. I ONLY	11-7-2	.6	93	6-2-2	92	90	81	.54549	82	9	9
DIV. I NON-CONF.	4-5-0	.44444	196	0-0-0	98	92	144	.50748	144	9	9
<hr/>											
TOTALS	RPI 1-25	RPI 26-50		W-L RECORDS	RPI 51-100		RPI 101-150		RPI 150+		
11-7-2	0-3-0	1-0-1		OVERALL	0-2-1		1-0-0		9-2-0		
6-2-2	0-0-0	1-0-1		HOME	0-1-1		1-0-0		4-1-0		
5-5-0	0-3-0	0-0-0		AWAY	0-1-0		0-0-0		5-1-0		
0-0-0	0-0-0	0-0-0		NEUTRAL	0-0-0		0-0-0		0-0-0		
<hr/>											
4-5-0	0-2-0	0-0-0		NON-CONFERENCE	0-1-0		1-0-0		3-2-0		
3-1-0	0-0-0	0-0-0		HOME	0-0-0		1-0-0		2-1-0		
1-4-0	0-2-0	0-0-		AWAY	0-1-0		0-0-0		1-1-0		
0-0-0	0-0-0	0-0-0		NEUTRAL	0-0-0		0-0-0		0-0-0		
<hr/>											
7-2-2	0-1-0	1-0-1		CONFERENCE	0-1-1		0-0-0		6-0-0		
3-1-2	0-0-0	1-0-1		HOME	0-1-1		0-0-0		2-0-0		
4-1-0	0-1-0	0-0-0		AWAY	0-0-0		0-0-0		4-0-0		
0-0-0	0-0-0	0-0-0		NEUTRAL	0-0-0		0-0-0		0-0-0		
<hr/>											
RPI S	Opponent	Score		RPI S	Opponent	Score		RPI S	Opponent	Score	
1 A	Florida St.	0	4	44 H	Georgetown	1	1	77 H	Marquette	1	1
19 A	UConn	1	4	44 H	Georgetown	1	0	92 A	Dartmouth	0	2
20 A	DePaul	0	3					97 H	Providence	0	1

Non-Div. I Games:

St. John's (NY)

Average RPI Win: 143		WON-LOST	WINNING	LAST 10	STRENGTH OF	OPP. STRENGTH	TEAM	ADJ	CONF.	ADJ CONF.				
Average RPI Loss: 36		RECORD	PCT. RANK	GAMES	SCHEDULE	OF SCHEDULE	RPI	RPI	RPI	RPI				
DIV. I ONLY		7-10-2	.42105	215	2-7-1	18	44	82	.54528	83	1	1		
DIV. I NON-CONF.		4-3-1	.5625	129	0-0-0	46	153	69	.55713	71	2	2		
<hr/>														
TOTALS		RPI 1-25	RPI 26-50		W-L RECORDS		RPI 51-100		RPI 101-150		RPI 150+			
7-10-2		1-5-0	0-3-1		OVERALL		1-1-0		1-1-1		4-0-0			
6-3-1		1-1-0	0-2-0		HOME		1-0-0		1-0-1		3-0-0			
0-7-1		0-4-0	0-1-1		AWAY		0-1-0		0-1-0		0-0-0			
1-0-0		0-0-0	0-0-0		NEUTRAL		0-0-0		0-0-0		1-0-0			
4-3-1		0-1-0	0-0-0		NON-CONFERENCE		0-1-0		1-1-1		3-0-0			
3-0-1		0-0-0	0-0-0		HOME		0-0-0		1-0-1		2-0-0			
0-3-0		0-1-0	0-0-		AWAY		0-1-0		0-1-0		0-0-0			
1-0-0		0-0-0	0-0-0		NEUTRAL		0-0-0		0-0-0		1-0-0			
3-7-1		1-4-0	0-3-1		CONFERENCE		1-0-0		0-0-0		1-0-0			
3-3-0		1-1-0	0-2-0		HOME		1-0-0		0-0-0		1-0-0			
0-4-1		0-3-0	0-1-1		AWAY		0-0-0		0-0-0		0-0-0			
0-0-0		0-0-0	0-0-0		NEUTRAL		0-0-0		0-0-0		0-0-0			
RPI	S	Opponent	Score		RPI	S	Opponent	Score		RPI	S	Opponent	Score	
3	H	UCLA	0	5	31	A	Arizona	0	1	56	A	BYU	1	2
4	A	Stanford	0	1	36	H	Colorado	1	2	75	H	Utah	1	0
9	A	Wisconsin	0	1	38	H	Southern California	0	1					
15	H	Washington	1	0	40	A	Arizona St.	1	1					
21	A	California	1	2										
24	A	Washington St.	0	1										

Non-Div. I Games:

Oregon

Average RPI Win:	216	WON-LOST RECORD	WINNING PCT. RANK	LAST 10 GAMES	STRENGTH OF SCHEDULE	OPP. STRENGTH OF SCHEDULE	TEAM RPI	ADJ RPI	CONF. RPI	ADJ CONF. RPI	
DIV. I ONLY	12-5-4	.66667	53	7-2-1	133	169	84	.54513	84	17	17
DIV. I NON-CONF.	4-2-2	.625	91	0-0-0	112	166	87	.54309	88	16	16
<hr/>											
TOTALS	RPI 1-25	RPI 26-50		W-L RECORDS		RPI 51-100		RPI 101-150		RPI 150+	
12-5-4	0-0-0	0-1-2		OVERALL		0-1-1		1-1-0		11-2-1	
8-0-2	0-0-0	0-0-0		HOME		0-0-1		0-0-0		8-0-1	
3-5-2	0-0-0	0-1-2		AWAY		0-1-0		1-1-0		2-2-0	
1-0-0	0-0-0	0-0-0		NEUTRAL		0-0-0		0-0-0		1-0-0	
<hr/>											
4-2-2	0-0-0	0-0-1		NON-CONFERENCE		0-1-1		0-0-0		4-1-0	
4-0-1	0-0-0	0-0-0		HOME		0-0-1		0-0-0		4-0-0	
0-2-1	0-0-0	0-1-		AWAY		0-1-0		0-0-0		0-1-0	
0-0-0	0-0-0	0-0-0		NEUTRAL		0-0-0		0-0-0		0-0-0	
<hr/>											
8-3-2	0-0-0	0-1-1		CONFERENCE		0-0-0		1-1-0		7-1-1	
4-0-1	0-0-0	0-0-0		HOME		0-0-0		0-0-0		4-0-1	
3-3-1	0-0-0	0-1-1		AWAY		0-0-0		1-1-0		2-1-0	
1-0-0	0-0-0	0-0-0		NEUTRAL		0-0-0		0-0-0		1-0-0	
<hr/>											
RPI S	Opponent	Score	RPI S	Opponent	Score	RPI S	Opponent	Score	RPI S	Opponent	Score
39	A Colgate	0 0	56	A BYU	0 4	122	A Wyoming	2 3			
50	A San Diego St.	1 1	77	H Marquette	0 0	140	A New Mexico	2 0			
50	A San Diego St.	0 3				159	H UNLV	2 0			
						166	H Boise St.	3 1			
						169	H Utah St.	1 1			
						169	N Utah St.	3 1			
						189	H Denver	3 2			
						207	H Central Mich.	3 1			
						212	A Northern Colo.	2 3			
						222	A San Jose St.	2 3			
						225	H Air Force	2 0			
						251	H Oakland	1 0			
						259	H Nevada	3 0			
						270	H Weber St.	5 2			
						277	A Colorado St.	3 2			
						284	A Fresno St.	2 1			
<hr/>											
LAST 10 GAMES											
50	A San Diego St.	1 1	259	H Nevada	3 0						
169	N Utah St.	3 1	159	H UNLV	2 0						
225	H Air Force	2 0	277	A Colorado St.	3 2						
284	A Fresno St.	2 1	122	A Wyoming	2 3						
222	A San Jose St.	2 3	140	A New Mexico	2 0						

**Non-Div. I Games:**

Colorado Col.

Average RPI Win: 210		WON-LOST RECORD	WINNING PCT. RANK		LAST 10 GAMES	STRENGTH OF SCHEDULE	OPP. STRENGTH OF SCHEDULE	TEAM RPI	ADJ RPI		CONF. RPI	ADJ CONF. RPI					
Average RPI Loss: 101																	
DIV. I ONLY		14-8-0	.63636	71	8-2-0	106	185	86	.5439	85	20	21					
DIV. I NON-CONF.		5-5-0	.5	154	0-0-0	86	63	103	.53085	101	23	23					
<hr/>																	
TOTALS		RPI 1-25		RPI 26-50		W-L RECORDS		RPI 51-100		RPI 101-150		RPI 150+					
14-8-0		1-2-0		0-0-0		OVERALL		0-0-0		3-5-0		10-1-0					
5-4-0		0-1-0		0-0-0		HOME		0-0-0		1-3-0		4-0-0					
8-3-0		1-1-0		0-0-0		AWAY		0-0-0		1-1-0		6-1-0					
1-1-0		0-0-0		0-0-0		NEUTRAL		0-0-0		1-1-0		0-0-0					
5-5-0		1-2-0		0-0-0		NON-CONFERENCE		0-0-0		0-2-0		4-1-0					
1-3-0		0-1-0		0-0-0		HOME		0-0-0		0-2-0		1-0-0					
4-2-0		1-1-0		0-0-		AWAY		0-0-0		0-0-0		3-1-0					
0-0-0		0-0-0		0-0-0		NEUTRAL		0-0-0		0-0-0		0-0-0					
9-3-0		0-0-0		0-0-0		CONFERENCE		0-0-0		3-3-0		6-0-0					
4-1-0		0-0-0		0-0-0		HOME		0-0-0		1-1-0		3-0-0					
4-1-0		0-0-0		0-0-0		AWAY		0-0-0		1-1-0		3-0-0					
1-1-0		0-0-0		0-0-0		NEUTRAL		0-0-0		1-1-0		0-0-0					
RPI	S	Opponent		Score		RPI	S	Opponent		Score		RPI	S	Opponent		Score	
5	H	Virginia		1	3					101	H	Mercer		1	0		
10	A	South Carolina		0	2					101	N	Mercer		1	2		
25	A	Auburn		2	1					103	A	Furman		0	1		
										130	H	East Tenn. St.		1	3		
										130	N	East Tenn. St.		2	1		
										132	H	Cincinnati		1	2		
										135	A	UNC Greensboro		1	0		
										141	H	Kennesaw St.		2	4		
										177	A	Jacksonville St.		3	2		
										186	A	Lipscomb		0	2		
										194	A	Georgia St.		2	1		
										196	H	Belmont		2	0		
										206	H	Western Caro.		4	1		
										233	A	Wofford		2	0		
										288	A	Austin Peay		3	1		
										305	H	Citadel		3	1		
										305	H	Citadel		6	0		
										319	A	VMI		5	0		
										327	A	Chattanooga		3	0		
<hr/>																	
LAST 10 GAMES																	
						101	N	Mercer		1	2	233	A	Wofford		2	0
						130	N	East Tenn. St.		2	1	103	A	Furman		0	1
						305	H	Citadel		6	0	135	A	UNC Greensboro		1	0
						101	H	Mercer		1	0	319	A	VMI		5	0
						305	H	Citadel		3	1	206	H	Western Caro.		4	1

Non-Div. I Games:

Samford

Average RPI Win: 188		WON-LOST RECORD	WINNING PCT. RANK	LAST 10 GAMES	STRENGTH OF SCHEDULE	OPP. STRENGTH OF SCHEDULE	TEAM RPI	ADJ RPI		CONF. RPI	ADJ CONF. RPI		
Average RPI Loss: 127													
DIV. I ONLY		12-5-4	.66667	53	5-2-3	150	145	85	.54211	86	11	11	
DIV. I NON-CONF.		6-3-1	.65	80	0-0-0	209	197	124	.51781	126	12	12	
<hr/>													
TOTALS		RPI 1-25		RPI 26-50		W-L RECORDS		RPI 51-100		RPI 101-150		RPI 150+	
12-5-4		0-0-0		1-0-0		OVERALL		0-2-0		3-1-3		8-2-1	
8-3-1		0-0-0		1-0-0		HOME		0-2-0		1-0-1		6-1-0	
4-2-2		0-0-0		0-0-0		AWAY		0-0-0		2-1-1		2-1-1	
0-0-1		0-0-0		0-0-0		NEUTRAL		0-0-0		0-0-1		0-0-0	
6-3-1		0-0-0		0-0-0		NON-CONFERENCE		0-1-0		1-1-1		5-1-0	
4-2-1		0-0-0		0-0-0		HOME		0-1-0		1-0-1		3-1-0	
2-1-0		0-0-0		0-0-		AWAY		0-0-0		0-1-0		2-0-0	
0-0-0		0-0-0		0-0-0		NEUTRAL		0-0-0		0-0-0		0-0-0	
6-2-3		0-0-0		1-0-0		CONFERENCE		0-1-0		2-0-2		3-1-1	
4-1-0		0-0-0		1-0-0		HOME		0-1-0		0-0-0		3-0-0	
2-1-2		0-0-0		0-0-0		AWAY		0-0-0		2-0-1		0-1-1	
0-0-1		0-0-0		0-0-0		NEUTRAL		0-0-0		0-0-1		0-0-0	
RPI	S	Opponent	Score	RPI	S	Opponent	Score	RPI	S	Opponent	Score		
				46	H	Rice	1 0	62	H	North Texas	0 1		
								99	H	Northern Ariz.	0 1		
										102	A	Western Ky.	2 1
										106	A	Utah Valley	0 2
										115	H	Texas St.	0 0
										124	H	Houston Baptist	2 1
										134	N	Louisiana Tech	1 1
										146	A	Middle Tenn.	1 0
										147	A	Old Dominion	0 0
										151	A	Marshall	0 0
										159	H	UNLV	0 1
										162	H	FIU	2 1
										172	H	Fla. Atlantic	2 1
										194	H	UTSA	2 0
										209	A	Abilene Christian	1 0
										210	A	UAB	0 2
										220	H	Southern Utah	4 2
										270	A	Weber St.	2 1
										298	H	New Mexico St.	5 0
										312	H	Incarnate Word	4 0
<hr/>													
LAST 10 GAMES													
				134	N	Louisiana Tech	1 1	151	A	Marshall	0 0		
				147	A	Old Dominion	0 0	102	A	Western Ky.	2 1		
				162	H	FIU	2 1	46	H	Rice	1 0		
				172	H	Fla. Atlantic	2 1	62	H	North Texas	0 1		
				194	H	UTSA	2 0	210	A	UAB	0 2		

Non-Div. I Games:

UTEP

Average RPI Win:	176	WON-LOST RECORD	WINNING PCT. RANK	LAST 10 GAMES	STRENGTH OF SCHEDULE	OPP. STRENGTH OF SCHEDULE	TEAM RPI	ADJ RPI	CONF. RPI	ADJ CONF. RPI		
DIV. I ONLY		12-6-1	.65789	62	6-4-0	193	78	88	.54045	87	10	10
DIV. I NON-CONF.		6-1-1	.8125	24	0-0-0	228	62	64	.56447	64	8	8
<hr/>												
TOTALS	RPI 1-25	RPI 26-50		W-L RECORDS		RPI 51-100		RPI 101-150		RPI 150+		
12-6-1	0-0-0	1-2-1		OVERALL		0-2-0		4-1-0		7-1-0		
7-2-1	0-0-0	1-1-1		HOME		0-0-0		3-1-0		3-0-0		
5-4-0	0-0-0	0-1-0		AWAY		0-2-0		1-0-0		4-1-0		
0-0-0	0-0-0	0-0-0		NEUTRAL		0-0-0		0-0-0		0-0-0		
6-1-1	0-0-0	0-0-1		NON-CONFERENCE		0-1-0		3-0-0		3-0-0		
3-0-1	0-0-0	0-0-1		HOME		0-0-0		2-0-0		1-0-0		
3-1-0	0-0-0	0-0-		AWAY		0-1-0		1-0-0		2-0-0		
0-0-0	0-0-0	0-0-0		NEUTRAL		0-0-0		0-0-0		0-0-0		
6-5-0	0-0-0	1-2-0		CONFERENCE		0-1-0		1-1-0		4-1-0		
4-2-0	0-0-0	1-1-0		HOME		0-0-0		1-1-0		2-0-0		
2-3-0	0-0-0	0-1-0		AWAY		0-1-0		0-0-0		2-1-0		
0-0-0	0-0-0	0-0-0		NEUTRAL		0-0-0		0-0-0		0-0-0		
RPI	S	Opponent	Score	RPI	S	Opponent	Score	RPI	S	Opponent	Score	
				26	H	La Salle	3 3	78	A	Maryland	0 4	
				27	A	Northeastern	0 4	95	A	James Madison	0 1	
				27	H	Northeastern	0 1					
				43	H	Hofstra	4 0					

Non-Div. I Games:

William &amp; Mary

Average RPI Win:	260	WON-LOST	WINNING	LAST 10	STRENGTH OF	OPP. STRENGTH	TEAM	ADJ	CONF.	ADJ CONF.			
Average RPI Loss:	105	RECORD	PCT. RANK	GAMES	SCHEDULE	OF SCHEDULE	RPI	RPI	RPI	RPI			
DIV. I ONLY	14-2-4	.8	12	9-1-0	265	261	87	.53959	88	27	27		
DIV. I NON-CONF.	4-2-4	.6	108	1-1-0	266	179	187	.48569	186	26	26		
<hr/>													
TOTALS	RPI 1-25	RPI 26-50		W-L RECORDS		RPI 51-100		RPI 101-150		RPI 150+			
14-2-4	0-1-0	0-0-0		OVERALL		0-0-1		0-0-1		14-1-2			
7-1-2	0-0-0	0-0-0		HOME		0-0-0		0-0-1		7-1-1			
7-1-2	0-1-0	0-0-0		AWAY		0-0-1		0-0-0		7-0-1			
0-0-0	0-0-0	0-0-0		NEUTRAL		0-0-0		0-0-0		0-0-0			
<hr/>													
4-2-4	0-1-0	0-0-0		NON-CONFERENCE		0-0-1		0-0-1		4-1-2			
1-1-2	0-0-0	0-0-0		HOME		0-0-0		0-0-1		1-1-1			
3-1-2	0-1-0	0-0-		AWAY		0-0-1		0-0-0		3-0-1			
0-0-0	0-0-0	0-0-0		NEUTRAL		0-0-0		0-0-0		0-0-0			
<hr/>													
10-0-0	0-0-0	0-0-0		CONFERENCE		0-0-0		0-0-0		10-0-0			
6-0-0	0-0-0	0-0-0		HOME		0-0-0		0-0-0		6-0-0			
4-0-0	0-0-0	0-0-0		AWAY		0-0-0		0-0-0		4-0-0			
0-0-0	0-0-0	0-0-0		NEUTRAL		0-0-0		0-0-0		0-0-0			
<hr/>													
RPI S	Opponent	Score		RPI S	Opponent	Score		RPI S	Opponent	Score			
13 A	Notre Dame	0	1			99 A	Northern Ariz.	0	0	138 H	Evansville	0	0
										196 H	Belmont	1	2
										197 H	Milwaukee	1	0
										202 A	Grand Canyon	1	1
										216 A	Green Bay	4	1
										216 H	Green Bay	2	0
										242 H	Detroit	1	0
										242 H	Detroit	1	0
										250 A	Cleveland St.	1	0
										251 H	Oakland	3	0
										254 H	Loyola Chicago	2	1
										271 H	IUPUI	0	0
										273 A	Wright St.	2	1
										286 A	Western Ill.	3	0
										294 H	Youngstown St.	1	0
										302 A	Ill.-Chicago	2	1
										309 A	Eastern Ill.	3	1
										310 A	IPFW	1	0
<hr/>													
LAST 10 GAMES													
13 A	Notre Dame	0	1	197 H	Milwaukee	1	0						
242 H	Detroit	1	0	273 A	Wright St.	2	1						
216 H	Green Bay	2	0	294 H	Youngstown St.	1	0						
216 A	Green Bay	4	1	302 A	Ill.-Chicago	2	1						
242 H	Detroit	1	0	254 H	Loyola Chicago	2	1						

Non-Div. I Games:

Valparaiso



Average RPI Win:	202	WON-LOST	WINNING	LAST 10	STRENGTH OF	OPP. STRENGTH	TEAM	ADJ	CONF.	ADJ CONF.	
Average RPI Loss:	134	RECORD	PCT. RANK	GAMES	SCHEDULE	OF SCHEDULE	RPI	RPI	RPI	RPI	
DIV. I ONLY	12-5-2	.68421	47	5-4-1	180	170	90	.53942	89	13	13
DIV. I NON-CONF.	8-1-1	.85	15	1-0-0	117	188	35	.59579	37	14	14
<hr/>											
TOTALS	RPI 1-25	RPI 26-50		W-L RECORDS		RPI 51-100		RPI 101-150		RPI 150+	
12-5-2	0-0-0	0-1-0		OVERALL		1-2-1		1-0-0		10-2-1	
7-2-1	0-0-0	0-1-0		HOME		1-0-0		0-0-0		6-1-1	
5-2-1	0-0-0	0-0-0		AWAY		0-1-1		1-0-0		4-1-0	
0-1-0	0-0-0	0-0-0		NEUTRAL		0-1-0		0-0-0		0-0-0	
<hr/>											
8-1-1	0-0-0	0-1-0		NON-CONFERENCE		1-0-1		0-0-0		7-0-0	
5-1-0	0-0-0	0-1-0		HOME		1-0-0		0-0-0		4-0-0	
3-0-1	0-0-0	0-0-		AWAY		0-0-1		0-0-0		3-0-0	
0-0-0	0-0-0	0-0-0		NEUTRAL		0-0-0		0-0-0		0-0-0	
<hr/>											
4-4-1	0-0-0	0-0-0		CONFERENCE		0-2-0		1-0-0		3-2-1	
2-1-1	0-0-0	0-0-0		HOME		0-0-0		0-0-0		2-1-1	
2-2-0	0-0-0	0-0-0		AWAY		0-1-0		1-0-0		1-1-0	
0-1-0	0-0-0	0-0-0		NEUTRAL		0-1-0		0-0-0		0-0-0	
<hr/>											
RPI S	Opponent	Score	RPI S	Opponent	Score	RPI S	Opponent	Score	RPI S	Opponent	Score
			41 H	Harvard	2 3	71 A	VCU	0 3	145 A	Richmond	3 1
						76 H	Fairfield	1 0	161 H	Army	2 1
						79 N	George Washington	0 1	190 H	Saint Joseph's	1 0
						97 A	Providence	1 1	193 H	Massachusetts	1 0
									218 A	Manhattan	1 0
									221 H	Wagner	3 2
									227 A	Duquesne	1 0
									228 A	Albany (NY)	2 1
									231 A	Davidson	1 2
									235 H	Maine	3 0
									236 A	Sacred Heart	2 1
									245 H	George Mason	1 1
									246 H	St. Bonaventure	1 2
									292 H	Bryant	2 1
<hr/>											
			LAST 10 GAMES								
			79 N	George Washington	0 1	193 H	Massachusetts	1 0			
			145 A	Richmond	3 1	71 A	VCU	0 3			
			231 A	Davidson	1 2	245 H	George Mason	1 1			
			246 H	St. Bonaventure	1 2	190 H	Saint Joseph's	1 0			
			227 A	Duquesne	1 0	235 H	Maine	3 0			

Non-Div. I Games:

Rhode Island

T  
u  
l  
s  
a

Tulsa				Through Games Of Dec. 7, 2014-Final										
Average RPI Win:		196	WON-LOST RECORD	WINNING PCT. RANK	LAST 10 GAMES	STRENGTH OF SCHEDULE	OPP. STRENGTH OF SCHEDULE	TEAM RPI	ADJ RPI	CONF. RPI	ADJ CONF. RPI			
Average RPI Loss:		53												
DIV. I ONLY			11-8-2	.57143	112	4-5-1	96	77	89	.53928	90	6	6	
DIV. I NON-CONF.			7-3-1	.68182	71	1-0-0	170	109	82	.54606	82	6	6	
-----														
TOTALS		RPI 1-25		RPI 26-50		W-L RECORDS		RPI 51-100		RPI 101-150		RPI 150+		
11-8-2		1-3-1		0-1-0		OVERALL		0-3-1		2-1-0		8-0-0		
8-2-1		1-1-0		0-0-0		HOME		0-1-1		2-0-0		5-0-0		
3-5-1		0-1-1		0-1-0		AWAY		0-2-0		0-1-0		3-0-0		
0-1-0		0-1-0		0-0-0		NEUTRAL		0-0-0		0-0-0		0-0-0		
7-3-1		0-1-0		0-1-0		NON-CONFERENCE		0-1-1		1-0-0		6-0-0		
6-0-1		0-0-0		0-0-0		HOME		0-0-1		1-0-0		5-0-0		
1-2-0		0-0-0		0-0-		AWAY		0-1-0		0-0-0		1-0-0		
0-1-0		0-1-0		0-0-0		NEUTRAL		0-0-0		0-0-0		0-0-0		
4-5-1		1-2-1		0-0-0		CONFERENCE		0-2-0		1-1-0		2-0-0		
2-2-0		1-1-0		0-0-0		HOME		0-1-0		1-0-0		0-0-0		
2-3-1		0-1-1		0-0-0		AWAY		0-1-0		0-1-0		2-0-0		
0-0-0		0-0-0		0-0-0		NEUTRAL		0-0-0		0-0-0		0-0-0		
-----														
RPI	S	Opponent	Score		RPI	S	Opponent	Score		RPI	S	Opponent	Score	
14	N	Texas Tech	1	3	47	A	Oklahoma St.	1	2	54	H	Oklahoma	0	0
17	H	UCF	1	4						121	A	Temple	2	3
19	A	UConn	0	1						57	A	Tennessee	0	1
19	A	UConn	2	2						60	A	Memphis	0	1
22	H	South Fla.	3	2						91	H	East Carolina	0	1

T  
u  
l  
s  
a

Non-Div. I Games:

Tulsa

Average RPI Win:		189	WON-LOST RECORD		WINNING PCT. RANK		LAST 10 GAMES		STRENGTH OF SCHEDULE		OPP. STRENGTH OF SCHEDULE		TEAM RPI		ADJ RPI		CONF. RPI		ADJ CONF. RPI		
DIV. I ONLY			12-8-1		.59524	99	5-5-0		127		69		91		.53718		91	6		6	
DIV. I NON-CONF.			6-2-1		.72222	51	0-0-0		194		118		79		.54865		80	6		6	
TOTALS		RPI 1-25		RPI 26-50		W-L RECORDS		RPI 51-100		RPI 101-150		RPI 150+									
12-8-1		0-6-0		0-0-0		OVERALL		2-1-0		2-1-0		8-0-1									
5-4-0		0-3-0		0-0-0		HOME		0-0-0		1-1-0		4-0-0									
6-4-1		0-3-0		0-0-0		AWAY		2-1-0		1-0-0		3-0-1									
1-0-0		0-0-0		0-0-0		NEUTRAL		0-0-0		0-0-0		1-0-0									
6-2-1		0-2-0		0-0-0		NON-CONFERENCE		0-0-0		1-0-0		5-0-1									
2-2-0		0-2-0		0-0-0		HOME		0-0-0		0-0-0		2-0-0									
4-0-1		0-0-0		0-0-		AWAY		0-0-0		1-0-0		3-0-1									
0-0-0		0-0-0		0-0-0		NEUTRAL		0-0-0		0-0-0		0-0-0									
6-6-0		0-4-0		0-0-0		CONFERENCE		2-1-0		1-1-0		3-0-0									
3-2-0		0-1-0		0-0-0		HOME		0-0-0		1-1-0		2-0-0									
2-4-0		0-3-0		0-0-0		AWAY		2-1-0		0-0-0		0-0-0									
1-0-0		0-0-0		0-0-0		NEUTRAL		0-0-0		0-0-0		1-0-0									
RPI	S	Opponent		Score		RPI	S	Opponent		Score		RPI	S	Opponent		Score					
10	H	South Carolina		0	2				60	A	Memphis	0	2	121	H	Temple	2	0			
16	H	Virginia Tech		0	3				60	A	Memphis	2	1	132	H	Cincinnati	0	3			
17	A	UCF		0	2				90	A	Tulsa	1	0	135	A	UNC Greensboro	1	0			
19	H	UConn		1	2									191	A	UNCW	0	0			
22	A	South Fla.		0	2									192	H	Campbell	1	0			
22	A	South Fla.		0	3									200	H	SMU	2	0			
														206	A	Western Caro.	1	0			
														231	H	Davidson	2	0			
														238	H	Houston	1	0			
														238	N	Houston	3	1			
														245	A	George Mason	2	0			
														317	A	Francis Marion	6	0			
LAST 10 GAMES																					
		22	A	South Fla.	0	3			200	H	SMU	2	0								
		60	A	Memphis	2	1			238	H	Houston	1	0								
		238	N	Houston	3	1			60	A	Memphis	0	2								
		22	A	South Fla.	0	2			90	A	Tulsa	1	0								
		17	A	UCF	0	2			132	H	Cincinnati	0	3								

Non-Div. I Games:

East Carolina

Average RPI Win: 158		WON-LOST RECORD		WINNING PCT. RANK		LAST 10 GAMES		STRENGTH OF SCHEDULE		OPP. STRENGTH OF SCHEDULE		TEAM RPI		ADJ RPI		CONF. RPI		ADJ CONF. RPI	
DIV. I ONLY		8-5-4		.58824 101		5-3-2		111		118		93		.53674 92		8		8	
DIV. I NON-CONF.		5-4-1		.55 142		2-2-0		193		111		145		.50913 141		10		10	
TOTALS		RPI 1-25		RPI 26-50		W-L RECORDS		RPI 51-100		RPI 101-150		RPI 150+							
8-5-4		0-2-0		2-0-0		OVERALL		1-0-0		2-1-2		3-2-2							
4-0-3		0-0-0		2-0-0		HOME		1-0-0		1-0-1		0-0-2							
4-4-1		0-2-0		0-0-0		AWAY		0-0-0		1-0-1		3-2-0							
0-1-0		0-0-0		0-0-0		NEUTRAL		0-0-0		0-1-0		0-0-0							
5-4-1		0-2-0		1-0-0		NON-CONFERENCE		1-0-0		0-1-0		3-1-1							
2-0-1		0-0-0		1-0-0		HOME		1-0-0		0-0-0		0-0-1							
3-3-0		0-2-0		0-0-		AWAY		0-0-0		0-0-0		3-1-0							
0-1-0		0-0-0		0-0-0		NEUTRAL		0-0-0		0-1-0		0-0-0							
3-1-3		0-0-0		1-0-0		CONFERENCE		0-0-0		2-0-2		0-1-1							
2-0-2		0-0-0		1-0-0		HOME		0-0-0		1-0-1		0-0-1							
1-1-1		0-0-0		0-0-0		AWAY		0-0-0		1-0-1		0-1-0							
0-0-0		0-0-0		0-0-0		NEUTRAL		0-0-0		0-0-0		0-0-0							
RPI S	Opponent	Score		RPI S	Opponent	Score		RPI S	Opponent	Score		RPI S	Opponent	Score					
15 A	Washington	1	3	27 H	Northeastern	1	0	82 H	St. John's (NY)	2	0	107 N	Portland	0	1				
23 A	Boston U.	0	1	41 H	Harvard	2	0					108 H	Yale	0	0				
												109 H	Penn	2	0				
												119 A	Princeton	2	2				
												143 A	Columbia	1	0				
												181 A	Cornell	0	1				
												203 H	Brown	1	1				
												228 H	Albany (NY)	0	0				
												236 A	Sacred Heart	0	1				
												278 A	UMass Lowell	2	1				
												289 A	Vermont	4	0				
												296 A	Marist	1	0				
LAST 10 GAMES																			
				181 A	Cornell	0	1	109 H	Penn	2	0								
				278 A	UMass Lowell	2	1	23 A	Boston U.	0	1								
				41 H	Harvard	2	0	108 H	Yale	0	0								
				296 A	Marist	1	0	119 A	Princeton	2	2								
				143 A	Columbia	1	0	236 A	Sacred Heart	0	1								

Non-Div. I Games:

Dartmouth

Average RPI Win:		150	WON-LOST RECORD		WINNING PCT. RANK		LAST 10 GAMES		STRENGTH OF SCHEDULE		OPP. STRENGTH OF SCHEDULE		TEAM RPI		ADJ RPI		CONF. RPI		ADJ CONF. RPI				
DIV. I ONLY			9-9-1		.5	156	3-6-1		72		66		94		.53621		93	5		5			
DIV. I NON-CONF.			6-0-0		1	1	0-0-0		106		202		17		.63586		19	5		5			
TOTALS		RPI 1-25		RPI 26-50		W-L RECORDS		RPI 51-100		RPI 101-150		RPI 150+											
9-9-1		0-2-0		1-1-0		OVERALL		0-5-1		6-1-0		2-0-0											
5-4-0		0-2-0		0-0-0		HOME		0-2-0		4-0-0		1-0-0											
4-5-1		0-0-0		1-1-0		AWAY		0-3-1		2-1-0		1-0-0											
0-0-0		0-0-0		0-0-0		NEUTRAL		0-0-0		0-0-0		0-0-0											
6-0-0		0-0-0		1-0-0		NON-CONFERENCE		0-0-0		3-0-0		2-0-0											
3-0-0		0-0-0		0-0-0		HOME		0-0-0		2-0-0		1-0-0											
3-0-0		0-0-0		1-0-		AWAY		0-0-0		1-0-0		1-0-0											
0-0-0		0-0-0		0-0-0		NEUTRAL		0-0-0		0-0-0		0-0-0											
3-9-1		0-2-0		0-1-0		CONFERENCE		0-5-1		3-1-0		0-0-0											
2-4-0		0-2-0		0-0-0		HOME		0-2-0		2-0-0		0-0-0											
1-5-1		0-0-0		0-1-0		AWAY		0-3-1		1-1-0		0-0-0											
0-0-0		0-0-0		0-0-0		NEUTRAL		0-0-0		0-0-0		0-0-0											
RPI	S	Opponent		Score		RPI	S	Opponent		Score		RPI	S	Opponent		Score							
6	H	Penn St.		1	2	30	A	Rutgers		0	1	51	A	Michigan		1	2	104	H Nebraska	3	1		
9	H	Wisconsin		1	2	50	A	San Diego St.		3	1	52	H	Minnesota		0	1	113	H Ohio St.	2	1		
												61	A	Northwestern		0	2	118	H Western Mich.	3	2		
												64	H	Iowa		0	1	126	A Cal St. Fullerton	1	0		
												67	A	Illinois		0	2	127	H Eastern Mich.	3	0		
												78	A	Maryland		0	0	148	A Indiana	0	2		
																		150	A Purdue	2	0		
																		251	A Oakland	1	0		
																		310	H IPFW	3	1		
						LAST 10 GAMES																	
						148	A	Indiana		0	2	150	A	Purdue		2	0						
						61	A	Northwestern		0	2	104	H	Nebraska		3	1						
						67	A	Illinois		0	2	64	H	Iowa		0	1						
						6	H	Penn St.		1	2	51	A	Michigan		1	2						
						113	H	Ohio St.		2	1	78	A	Maryland		0	0						

Non-Div. I Games:

Michigan St.

[illegible]

**Non-Div. I Games:**

## High Point

Average RPI Win:	158	WON-LOST RECORD	WINNING PCT. RANK	LAST 10 GAMES	STRENGTH OF SCHEDULE	OPP. STRENGTH OF SCHEDULE	TEAM RPI	ADJ RPI	CONF. RPI	ADJ CONF. RPI	
DIV. I ONLY	12-8-0	.6	93	6-4-0	149	80	95	.5343	95	10	10
DIV. I NON-CONF.	5-5-0	.5	154	0-1-0	197	60	159	.49858	156	8	8
TOTALS	RPI 1-25	RPI 26-50	W-L RECORDS		RPI 51-100	RPI 101-150		RPI 150+			
12-8-0	0-0-0	1-3-0	OVERALL		2-1-0	2-2-0		7-2-0			
8-1-0	0-0-0	0-0-0	HOME		2-1-0	0-0-0		6-0-0			
4-6-0	0-0-0	1-2-0	AWAY		0-0-0	2-2-0		1-2-0			
0-1-0	0-0-0	0-1-0	NEUTRAL		0-0-0	0-0-0		0-0-0			
5-5-0	0-0-0	0-1-0	NON-CONFERENCE		1-1-0	1-2-0		3-1-0			
4-1-0	0-0-0	0-0-0	HOME		1-1-0	0-0-0		3-0-0			
1-4-0	0-0-0	0-0-	AWAY		0-0-0	1-2-0		0-1-0			
0-0-0	0-0-0	0-0-0	NEUTRAL		0-0-0	0-0-0		0-0-0			
7-3-0	0-0-0	1-2-0	CONFERENCE		1-0-0	1-0-0		4-1-0			
4-0-0	0-0-0	0-0-0	HOME		1-0-0	0-0-0		3-0-0			
3-2-0	0-0-0	1-1-0	AWAY		0-0-0	1-0-0		1-1-0			
0-1-0	0-0-0	0-1-0	NEUTRAL		0-0-0	0-0-0		0-0-0			
RPI S	Opponent	Score	RPI S	Opponent	Score	RPI S	Opponent	Score	RPI S	Opponent	Score
			26 A	La Salle	1 2	65 H	Navy	0 1	110 A	Wake Forest	2 1
			27 A	Northeastern	0 2	71 H	VCU	1 0	116 A	Drexel	2 1
			43 A	Hofstra	3 1	87 H	William & Mary	1 0	135 A	UNC Greensboro	0 1
			43 N	Hofstra	3 4				145 A	Richmond	2 4
									171 H	Appalachian St.	2 1
									175 A	Towson	4 2
									183 A	Villanova	0 3
									185 A	Delaware	0 1
									191 H	UNCW	2 0
									193 H	Massachusetts	2 1
									224 H	Elon	1 0
									253 H	Col. of Charleston	3 0
									263 H	Xavier	2 1
LAST 10 GAMES											
			43 N	Hofstra	3 4	191 H	UNCW	2 0			
			224 H	Elon	1 0	253 H	Col. of Charleston	3 0			
			87 H	William & Mary	1 0	27 A	Northeastern	0 2			
			185 A	Delaware	0 1	43 A	Hofstra	3 1			
			116 A	Drexel	2 1	145 A	Richmond	2 4			

Non-Div. I Games:

James Madison

Vanderbilt

Through Games Of Dec. 7, 2014-Final

Average RPI Win: 156		WON-LOST	WINNING		LAST 10	STRENGTH OF		OPP. STRENGTH	TEAM	ADJ	CONF.	ADJ CONF.					
Average RPI Loss: 41		RECORD	PCT. RANK		GAMES	SCHEDULE		OF SCHEDULE	RPI	RPI	RPI	RPI					
DIV. I ONLY		7-10-2	.42105	215	2-6-2	42		51	97	.5341	96	2	2				
DIV. I NON-CONF.		5-3-0	.625	91	0-0-0	47		164	54	.57295	58	1	1				
TOTALS		RPI 1-25		RPI 26-50		W-L RECORDS		RPI 51-100		RPI 101-150		RPI 150+					
7-10-2		0-2-2		0-5-0		OVERALL		2-3-0		2-0-0		3-0-0					
4-3-2		0-1-2		0-0-0		HOME		0-2-0		2-0-0		2-0-0					
3-7-0		0-1-0		0-5-0		AWAY		2-1-0		0-0-0		1-0-0					
0-0-0		0-0-0		0-0-0		NEUTRAL		0-0-0		0-0-0		0-0-0					
5-3-0		0-0-0		0-2-0		NON-CONFERENCE		1-1-0		2-0-0		2-0-0					
4-0-0		0-0-0		0-0-0		HOME		0-0-0		2-0-0		2-0-0					
1-3-0		0-0-0		0-0-		AWAY		1-1-0		0-0-0		0-0-0					
0-0-0		0-0-0		0-0-0		NEUTRAL		0-0-0		0-0-0		0-0-0					
2-7-2		0-2-2		0-3-0		CONFERENCE		1-2-0		0-0-0		1-0-0					
0-3-2		0-1-2		0-0-0		HOME		0-2-0		0-0-0		0-0-0					
2-4-0		0-1-0		0-3-0		AWAY		1-0-0		0-0-0		1-0-0					
0-0-0		0-0-0		0-0-0		NEUTRAL		0-0-0		0-0-0		0-0-0					
RPI	S	Opponent		Score		RPI	S	Opponent		Score		RPI	S	Opponent		Score	
2	H	Texas A&M		2	6	30	A	Rutgers		0	3	57	A	Tennessee		2	0
7	A	Florida		1	6	34	A	Missouri		0	2	60	A	Memphis		2	1
10	H	South Carolina		1	1	42	A	Arkansas		0	1	62	A	North Texas		0	1
25	H	Auburn		0	0	46	A	Rice		1	2	66	H	Alabama		0	1
						48	A	Georgia		1	3	68	H	Ole Miss		1	2
															</		

Non-Div. I Games:

Vanderbilt





Average RPI Win: 206		WON-LOST	WINNING	LAST 10	STRENGTH OF		OPP. STRENGTH	TEAM	ADJ	CONF.	ADJ CONF.
Average RPI Loss: 123		RECORD	PCT. RANK	GAMES	SCHEDULE		OF SCHEDULE	RPI	RPI	RPI	RPI
DIV. I ONLY		11-7-2	.6	93	5-5-0		112	180	98	.5323	98
DIV. I NON-CONF.		4-1-2	.71429	53	0-0-0		163	211	81	.54843	81
TOTALS		RPI 1-25	RPI 26-50		W-L RECORDS		RPI 51-100		RPI 101-150		RPI 150+
11-7-2	0-0-0	0-2-0		OVERALL		0-1-1		1-2-0		10-2-1	
7-2-1	0-0-0	0-0-0		HOME		0-1-0		1-0-0		6-1-1	
3-5-1	0-0-0	0-2-0		AWAY		0-0-1		0-2-0		3-1-0	
1-0-0	0-0-0	0-0-0		NEUTRAL		0-0-0		0-0-0		1-0-0	
4-1-2	0-0-0	0-0-0		NON-CONFERENCE		0-0-1		0-1-0		4-0-1	
2-0-1	0-0-0	0-0-0		HOME		0-0-0		0-0-0		2-0-1	
1-1-1	0-0-0	0-0-		AWAY		0-0-1		0-1-0		1-0-0	
1-0-0	0-0-0	0-0-0		NEUTRAL		0-0-0		0-0-0		1-0-0	
7-6-0	0-0-0	0-2-0		CONFERENCE		0-1-0		1-1-0		6-2-0	
5-2-0	0-0-0	0-0-0		HOME		0-1-0		1-0-0		4-1-0	
2-4-0	0-0-0	0-2-0		AWAY		0-0-0		0-1-0		2-1-0	
0-0-0	0-0-0	0-0-0		NEUTRAL		0-0-0		0-0-0		0-0-0	
RPI S	Opponent	Score	RPI S	Opponent	Score	RPI S	Opponent	Score	RPI S	Opponent	Score
			35 A	Buffalo	1 2	58 H	Miami (OH)	1 4	118 H	Western Mich.	1 0
			35 A	Buffalo	1 2	65 A	Navy	1 1	127 A	Eastern Mich.	1 2
									150 A	Purdue	0 2
									165 A	Kent St.	1 0
									165 H	Kent St.	2 0
									173 H	Morehead St.	2 2
									177 H	Jacksonville St.	3 1
									185 N	Delaware	1 0
									201 H	Toledo	0 3
									207 H	Central Mich.	2 0
									215 H	Northern Ill.	1 0
									216 A	Green Bay	2 0
									244 A	Akron	4 2
									258 A	Ohio	0 1
									264 H	Bowling Green	5 0
									310 H	IPFW	3 0
LAST 10 GAMES											
			35 A	Buffalo	1 2	215 H	Northern Ill.	1 0			
			165 H	Kent St.	2 0	118 H	Western Mich.	1 0			
			58 H	Miami (OH)	1 4	165 A	Kent St.	1 0			
			244 A	Akron	4 2	258 A	Ohio	0 1			
			35 A	Buffalo	1 2	201 H	Toledo	0 3			

Non-Div. I Games:

Ball St.

Average RPI Win: 218		WON-LOST RECORD		WINNING PCT. RANK		LAST 10 GAMES		STRENGTH OF SCHEDULE		OPP. STRENGTH OF SCHEDULE		TEAM RPI		ADJ RPI		CONF. RPI		ADJ CONF. RPI	
DIV. I ONLY		12-6-4		.63636 71		6-2-2		132		241		99		.53155 99		23		23	
DIV. I NON-CONF.		4-4-1		.5 154		0-1-0		60		174		99		.53094 100		22		22	
TOTALS		RPI 1-25		RPI 26-50		W-L RECORDS		RPI 51-100		RPI 101-150		RPI 150+							
12-6-4		0-0-0		0-2-0		OVERALL		1-0-1		1-1-2		10-3-1							
5-1-3		0-0-0		0-0-0		HOME		0-0-1		0-0-2		5-1-0							
4-4-1		0-0-0		0-2-0		AWAY		1-0-0		0-0-0		3-2-1							
3-1-0		0-0-0		0-0-0		NEUTRAL		0-0-0		1-1-0		2-0-0							
4-4-1		0-0-0		0-2-0		NON-CONFERENCE		1-0-1		0-1-0		3-1-0							
3-0-1		0-0-0		0-0-0		HOME		0-0-1		0-0-0		3-0-0							
1-3-0		0-0-0		0-0-		AWAY		1-0-0		0-0-0		0-1-0							
0-1-0		0-0-0		0-0-0		NEUTRAL		0-0-0		0-1-0		0-0-0							
8-2-3		0-0-0		0-0-0		CONFERENCE		0-0-0		1-0-2		7-2-1							
2-1-2		0-0-0		0-0-0		HOME		0-0-0		0-0-2		2-1-0							
3-1-1		0-0-0		0-0-0		AWAY		0-0-0		0-0-0		3-1-1							
3-0-0		0-0-0		0-0-0		NEUTRAL		0-0-0		1-0-0		2-0-0							
RPI	S	Opponent		Score	RPI	S	Opponent		Score	RPI	S	Opponent		Score					
					31	A	Arizona	0	1	86	A	UTEP	1	0					
					40	A	Arizona St.	2	4	88	H	Valparaiso	0	0					
												117	H	Montana	0	0			
												139	N	UC Riverside	2	4			
												142	H	Portland St.	1	1			
												142	N	Portland St.	2	1			
												159	A	UNLV	1	2			
												174	A	Idaho St.	2	1			
												174	N	Idaho St.	2	1			
												202	H	Grand Canyon	2	0			
												212	A	Northern Colo.	1	0			
												220	H	Southern Utah	1	0			
												252	H	Eastern Wash.	0	1			
												252	N	Eastern Wash.	3	2			
												262	A	Idaho	1	2			
												269	H	South Dakota	3	2			
												270	A	Weber St.	1	1			
												273	H	Wright St.	1	0			
												291	H	Sacramento St.	1	0			
												324	A	North Dakota	3	0			
				LAST 10 GAMES															
					40	A	Arizona St.	2	4	174	A	Idaho St.	2	1					
					174	N	Idaho St.	2	1	270	A	Weber St.	1	1					
					142	N	Portland St.	2	1	252	H	Eastern Wash.	0	1					
					252	N	Eastern Wash.	3	2	117	H	Montana	0	0					
					220	H	Southern Utah	1	0	212	A	Northern Colo.	1	0					

**Non-Div. I Games:**

Northern Ariz.

Average RPI Win: 240		WON-LOST	WINNING	LAST 10	STRENGTH OF	OPP. STRENGTH	TEAM	ADJ	CONF.	ADJ CONF.			
Average RPI Loss: 73		RECORD	PCT. RANK	GAMES	SCHEDULE	OF SCHEDULE	RPI	RPI	RPI	RPI			
DIV. I ONLY		11-2-6	.73684	28	6-1-3	236	271	100	.53154	100	26	26	
DIV. I NON-CONF.		4-1-2	.71429	53	0-0-0	198	231	93	.53609	96	27	28	
<hr/>													
TOTALS		RPI 1-25		RPI 26-50		W-L RECORDS		RPI 51-100		RPI 101-150		RPI 150+	
11-2-6		0-0-0		0-1-0		OVERALL		1-0-1		2-1-0		8-0-5	
9-1-1		0-0-0		0-1-0		HOME		1-0-0		2-0-0		6-0-1	
2-1-4		0-0-0		0-0-0		AWAY		0-0-0		0-1-0		2-0-4	
0-0-1		0-0-0		0-0-0		NEUTRAL		0-0-1		0-0-0		0-0-0	
4-1-2		0-0-0		0-1-0		NON-CONFERENCE		0-0-0		1-0-0		3-0-2	
3-1-1		0-0-0		0-1-0		HOME		0-0-0		1-0-0		2-0-1	
1-0-1		0-0-0		0-0-		AWAY		0-0-0		0-0-0		1-0-1	
0-0-0		0-0-0		0-0-0		NEUTRAL		0-0-0		0-0-0		0-0-0	
7-1-4		0-0-0		0-0-0		CONFERENCE		1-0-1		1-1-0		5-0-3	
6-0-0		0-0-0		0-0-0		HOME		1-0-0		1-0-0		4-0-0	
1-1-3		0-0-0		0-0-0		AWAY		0-0-0		0-1-0		1-0-3	
0-0-1		0-0-0		0-0-0		NEUTRAL		0-0-1		0-0-0		0-0-0	
RPI	S	Opponent	Score	RPI	S	Opponent	Score	RPI	S	Opponent	Score		
				35	H	Buffalo	0 2	76	H	Fairfield	1 0		
								76	N	Fairfield	1 1		
										111	A	Monmouth	1 3
										112	H	Rider	2 1
										116	H	Drexel	1 0
										218	A	Manhattan	1 1
										227	A	Duquesne	0 0
										229	A	Siena	0 0
										239	H	Binghamton	2 1
										246	A	St. Bonaventure	3 1
										250	H	Cleveland St.	0 0
										275	A	Iona	2 2
										296	H	Marist	4 0
										297	H	Robert Morris	1 0
										307	A	Canisius	1 0
										307	H	Canisius	1 0
										313	H	Quinnipiac	4 1
										326	H	Saint Peter's	1 0
<hr/>													
				LAST 10 GAMES									
				76	N	Fairfield	1 1	112	H	Rider	2 1		
				307	H	Canisius	1 0	326	H	Saint Peter's	1 0		
				296	H	Marist	4 0	229	A	Siena	0 0		
				76	H	Fairfield	1 0	111	A	Monmouth	1 3		
				275	A	Iona	2 2	307	A	Canisius	1 0		

Non-Div. I Games:

Niagara

Average RPI Win: 233		WON-LOST	WINNING	LAST 10	STRENGTH OF		OPP. STRENGTH	TEAM	ADJ	CONF.	ADJ CONF.
Average RPI Loss: 93		RECORD	PCT. RANK	GAMES	SCHEDULE		OF SCHEDULE	RPI	RPI	RPI	RPI
DIV. I ONLY		13-6-2	.66667	53	7-2-1		186	200	101	.53111	101
DIV. I NON-CONF.		4-5-0	.44444	196	0-1-0		259	116	235	.456	234
TOTALS		RPI 1-25	RPI 26-50		W-L RECORDS		RPI 51-100		RPI 101-150		RPI 150+
13-6-2		0-1-0	0-0-0		OVERALL		1-3-0		2-1-2		10-1-0
8-0-1		0-0-0	0-0-0		HOME		0-0-0		1-0-1		7-0-0
3-6-1		0-1-0	0-0-0		AWAY		0-3-0		0-1-1		3-1-0
2-0-0		0-0-0	0-0-0		NEUTRAL		1-0-0		1-0-0		0-0-0
4-5-0		0-1-0	0-0-0		NON-CONFERENCE		0-2-0		0-1-0		4-1-0
4-0-0		0-0-0	0-0-0		HOME		0-0-0		0-0-0		4-0-0
0-5-0		0-1-0	0-0-		AWAY		0-2-0		0-1-0		0-1-0
0-0-0		0-0-0	0-0-0		NEUTRAL		0-0-0		0-0-0		0-0-0
9-1-2		0-0-0	0-0-0		CONFERENCE		1-1-0		2-0-2		6-0-0
4-0-1		0-0-0	0-0-0		HOME		0-0-0		1-0-1		3-0-0
3-1-1		0-0-0	0-0-0		AWAY		0-1-0		0-0-1		3-0-0
2-0-0		0-0-0	0-0-0		NEUTRAL		1-0-0		1-0-0		0-0-0
RPI S	Opponent	Score		RPI S	Opponent	Score		RPI S	Opponent	Score	
7 A	Florida	0	3					74 A	Ga. Southern	0	2
								85 A	Samford	0	1
								85 N	Samford	2	1
								96 A	Vanderbilt	0	1
								102 A	Western Ky.	0	1
								103 A	Furman	0	0
								103 N	Furman	3	2
								130 H	East Tenn. St.	2	1
								135 H	UNC Greensboro	1	1
								194 A	Georgia St.	0	1
								206 H	Western Caro.	2	1
								206 H	Western Caro.	1	0
								233 A	Wofford	2	0
								238 H	Houston	3	2
								260 H	Gardner-Webb	2	1
								290 H	Presbyterian	2	1
								305 A	Citadel	3	0
								319 H	VMI	4	0
								323 H	Alabama A&M	7	0
								327 A	Chattanooga	8	1
LAST 10 GAMES											
7 A	Florida	0	3	327 A	Chattanooga	8	1				
85 N	Samford	2	1	305 A	Citadel	3	0				
103 N	Furman	3	2	206 H	Western Caro.	1	0				
206 H	Western Caro.	2	1	130 H	East Tenn. St.	2	1				
85 A	Samford	0	1	103 A	Furman	0	0				

Non-Div. I Games: S.C. Aiken 5 0

Mercer

Average RPI Win:	191	WON-LOST	WINNING	LAST 10	STRENGTH OF	OPP. STRENGTH	TEAM	ADJ	CONF.	ADJ CONF.	
Average RPI Loss:	95	RECORD	PCT. RANK	GAMES	SCHEDULE	OF SCHEDULE	RPI	RPI	RPI	RPI	
DIV. I ONLY	10-8-0	.55556	118	4-6-0	86	148	102	.53028	102	11	11
DIV. I NON-CONF.	5-2-0	.71429	53	0-0-0	66	221	46	.57654	49	12	12
<hr/>											
TOTALS	RPI 1-25	RPI 26-50	W-L RECORDS		RPI 51-100		RPI 101-150		RPI 150+		
10-8-0	0-0-0	0-1-0	OVERALL		0-3-0		3-4-0		7-0-0		
5-3-0	0-0-0	0-0-0	HOME		0-2-0		3-1-0		2-0-0		
4-4-0	0-0-0	0-0-0	AWAY		0-1-0		0-3-0		4-0-0		
1-1-0	0-0-0	0-1-0	NEUTRAL		0-0-0		0-0-0		1-0-0		
<hr/>											
5-2-0	0-0-0	0-0-0	NON-CONFERENCE		0-1-0		2-1-0		3-0-0		
2-1-0	0-0-0	0-0-0	HOME		0-1-0		2-0-0		0-0-0		
2-1-0	0-0-0	0-0-	AWAY		0-0-0		0-1-0		2-0-0		
1-0-0	0-0-0	0-0-0	NEUTRAL		0-0-0		0-0-0		1-0-0		
<hr/>											
5-6-0	0-0-0	0-1-0	CONFERENCE		0-2-0		1-3-0		4-0-0		
3-2-0	0-0-0	0-0-0	HOME		0-1-0		1-1-0		2-0-0		
2-3-0	0-0-0	0-0-0	AWAY		0-1-0		0-2-0		2-0-0		
0-1-0	0-0-0	0-1-0	NEUTRAL		0-0-0		0-0-0		0-0-0		
<hr/>											
RPI S	Opponent	Score	RPI S	Opponent	Score	RPI S	Opponent	Score	RPI S	Opponent	Score
			46 N	Rice	0 1	57 H	Tennessee	0 2	101 H	Mercer	1 0
						62 A	North Texas	0 4	108 A	Yale	0 2
						86 H	UTEP	1 2	120 H	Charlotte	0 3
									134 A	Louisiana Tech	0 1
									138 H	Evansville	2 0
									146 H	Middle Tenn.	4 3
									147 A	Old Dominion	1 2
									151 A	Marshall	1 0
									186 A	Lipscomb	2 0
									194 H	UTSA	3 1
									210 H	UAB	1 0
									236 N	Sacred Heart	2 1
									265 A	Southern Miss.	2 0
									285 A	Indiana St.	1 0
<hr/>											
LAST 10 GAMES											
	46 N	Rice	0	1		146 H	Middle Tenn.	4	3		
	62 A	North Texas	0	4		194 H	UTSA	3	1		
	265 A	Southern Miss.	2	0		86 H	UTEP	1	2		
	134 A	Louisiana Tech	0	1		120 H	Charlotte	0	3		
	210 H	UAB	1	0		147 A	Old Dominion	1	2		

Non-Div. I Games:

Western Ky.

Average RPI Win:	215	WON-LOST	WINNING	LAST 10	STRENGTH OF	OPP. STRENGTH	TEAM	ADJ	CONF.	ADJ CONF.	
Average RPI Loss:	120	RECORD	PCT. RANK	GAMES	SCHEDULE	OF SCHEDULE	RPI	RPI	RPI	RPI	
DIV. I ONLY	13-4-2	.73684	28	6-2-2	266	177	103	.52987	103	20	21
DIV. I NON-CONF.	6-2-0	.75	37	0-0-0	287	93	116	.52233	116	23	23
<hr/>											
TOTALS	RPI 1-25	RPI 26-50		W-L RECORDS	RPI 51-100		RPI 101-150		RPI 150+		
13-4-2	0-1-0	0-1-0		OVERALL	1-0-0		3-1-1		9-1-1		
6-3-1	0-1-0	0-1-0		HOME	1-0-0		0-0-1		5-1-0		
7-0-1	0-0-0	0-0-0		AWAY	0-0-0		3-0-0		4-0-1		
0-1-0	0-0-0	0-0-0		NEUTRAL	0-0-0		0-1-0		0-0-0		
<hr/>											
6-2-0	0-1-0	0-1-0		NON-CONFERENCE	0-0-0		1-0-0		5-0-0		
3-2-0	0-1-0	0-1-0		HOME	0-0-0		0-0-0		3-0-0		
3-0-0	0-0-0	0-0-		AWAY	0-0-0		1-0-0		2-0-0		
0-0-0	0-0-0	0-0-0		NEUTRAL	0-0-0		0-0-0		0-0-0		
<hr/>											
7-2-2	0-0-0	0-0-0		CONFERENCE	1-0-0		2-1-1		4-1-1		
3-1-1	0-0-0	0-0-0		HOME	1-0-0		0-0-1		2-1-0		
4-0-1	0-0-0	0-0-0		AWAY	0-0-0		2-0-0		2-0-1		
0-1-0	0-0-0	0-0-0		NEUTRAL	0-0-0		0-1-0		0-0-0		
<hr/>											
RPI S	Opponent	Score		RPI S	Opponent	Score		RPI S	Opponent	Score	
25 H	Auburn	1	2	48 H	Georgia	0	4	85 H	Samford	1	0
								101 H	Mercer	0	0
								101 N	Mercer	2	3
								130 A	East Tenn. St.	3	0
								135 A	UNC Greensboro	4	1
								141 A	Kennesaw St.	3	0
								160 H	Jacksonville	2	0
								194 H	Georgia St.	1	0
								206 A	Western Caro.	1	1
								232 H	Mississippi St.	2	1
								233 A	Wofford	4	2
233 H	Wofford	3	2								
290 A	Presbyterian	4	1								
305 H	Citadel	1	2								
319 A	VMI	5	1								
322 A	USC Upstate	3	0								
327 H	Chattanooga	9	0								
LAST 10 GAMES											
101 N Mercer				2	3	85 H Samford				1	0
233 H Wofford				3	2	233 A Wofford				4	2
319 A VMI				5	1	101 H Mercer				0	0
135 A UNC Greensboro				4	1	305 H Citadel				1	2
327 H Chattanooga				9	0	206 A Western Caro.				1	1

Non-Div. I Games:

Furman

Average RPI Win:	151	WON-LOST RECORD	WINNING PCT. RANK	LAST 10 GAMES	STRENGTH OF SCHEDULE	OPP. STRENGTH OF SCHEDULE	TEAM RPI	ADJ RPI	CONF. RPI	ADJ CONF. RPI					
DIV. I ONLY		8-9-2	.47368	182	4-5-1	77	50	105	.52935	104	5	5			
DIV. I NON-CONF.		4-2-0	.66667	73	0-0-0	180	90	89	.543	89	5	5			
<hr/>															
TOTALS	RPI 1-25	RPI 26-50		W-L RECORDS		RPI 51-100		RPI 101-150		RPI 150+					
8-9-2	0-3-0	0-0-1		OVERALL		3-5-1		2-1-0		3-0-0					
7-3-2	0-1-0	0-0-1		HOME		2-2-1		2-0-0		3-0-0					
1-6-0	0-2-0	0-0-0		AWAY		1-3-0		0-1-0		0-0-0					
0-0-0	0-0-0	0-0-0		NEUTRAL		0-0-0		0-0-0		0-0-0					
4-2-0	0-1-0	0-0-0		NON-CONFERENCE		1-1-0		0-0-0		3-0-0					
3-2-0	0-1-0	0-0-0		HOME		0-1-0		0-0-0		3-0-0					
1-0-0	0-0-0	0-0-		AWAY		1-0-0		0-0-0		0-0-0					
0-0-0	0-0-0	0-0-0		NEUTRAL		0-0-0		0-0-0		0-0-0					
4-7-2	0-2-0	0-0-1		CONFERENCE		2-4-1		2-1-0		0-0-0					
4-1-2	0-0-0	0-0-1		HOME		2-1-1		2-0-0		0-0-0					
0-6-0	0-2-0	0-0-0		AWAY		0-3-0		0-1-0		0-0-0					
0-0-0	0-0-0	0-0-0		NEUTRAL		0-0-0		0-0-0		0-0-0					
RPI	S	Opponent	Score	RPI	S	Opponent	Score	RPI	S	Opponent	Score				
6	A	Penn St.	1 <div>3</div>	30	H	Rutgers	1 <div>1</div>	51	A	Michigan	1 <div>3</div>	113	A	Ohio St.	1 <div>3</div>
9	A	Wisconsin	0 <div>3</div>					52	A	Minnesota	1 <div>3</div>	148	H	Indiana	3 0
20	H	DePaul	1 <div>2</div>					54	H	Oklahoma	1 <div>2</div>	150	H	Purdue	1 0
								61	H	Northwestern	1 <div>1</div>	168	H	Butler	1 0
								64	H	Iowa	2 1	200	H	SMU	4 0
								67	H	Illinois	0 <div>3</div>	324	H	North Dakota	4 0
								77	A	Marquette	3 2				
								78	H	Maryland	4 3				
								93	A	Michigan St.	1 <div>3</div>				
				LAST 10 GAMES											
				64	H	Iowa	2 1	52	A	Minnesota	1 <div>3</div>				
				113	A	Ohio St.	1 <div>3</div>	93	A	Michigan St.	1 <div>3</div>				
				6	A	Penn St.	1 <div>3</div>	51	A	Michigan	1 <div>3</div>				
				148	H	Indiana	3 0	78	H	Maryland	4 3				
				150	H	Purdue	1 0	30	H	Rutgers	1 <div>1</div>				

Non-Div. I Games:

Nebraska



## Louisville

## Through Games Of Dec. 7, 2014-Final

Average RPI Win:	187	WON-LOST	WINNING	LAST 10	STRENGTH OF	OPP. STRENGTH	TEAM	ADJ	CONF.	ADJ CONF.	
Average RPI Loss:	44	RECORD	PCT. RANK	GAMES	SCHEDULE	OF SCHEDULE	RPI	RPI	RPI	RPI	
DIV. I ONLY	7-9-2	.44444	203	3-5-2	60	62	106	.52859	105	4	4
DIV. I NON-CONF.	4-4-0	.5	154	1-0-0	38	175	84	.54464	87	3	3
<hr/>											
TOTALS	RPI 1-25	RPI 26-50		W-L RECORDS		RPI 51-100		RPI 101-150		RPI 150+	
7-9-2	0-5-0	0-1-0		OVERALL		1-2-1		1-0-0		5-1-1	
5-5-0	0-3-0	0-1-0		HOME		1-1-0		1-0-0		3-0-0	
2-4-2	0-2-0	0-0-0		AWAY		0-1-1		0-0-0		2-1-1	
0-0-0	0-0-0	0-0-0		NEUTRAL		0-0-0		0-0-0		0-0-0	
<hr/>											
4-4-0	0-1-0	0-0-0		NON-CONFERENCE		1-2-0		0-0-0		3-1-0	
3-2-0	0-1-0	0-0-0		HOME		1-1-0		0-0-0		2-0-0	
1-2-0	0-0-0	0-0-		AWAY		0-1-0		0-0-0		1-1-0	
0-0-0	0-0-0	0-0-0		NEUTRAL		0-0-0		0-0-0		0-0-0	
<hr/>											
3-5-2	0-4-0	0-1-0		CONFERENCE		0-0-1		1-0-0		2-0-1	
2-3-0	0-2-0	0-1-0		HOME		0-0-0		1-0-0		1-0-0	
1-2-2	0-2-0	0-0-0		AWAY		0-0-1		0-0-0		1-0-1	
0-0-0	0-0-0	0-0-0		NEUTRAL		0-0-0		0-0-0		0-0-0	
<hr/>											
RPI S	Opponent	Score	RPI S	Opponent	Score	RPI S	Opponent	Score	RPI S	Opponent	Score
1 A	Florida St.	0 6	45 H	Boston College	0 1	58 H	Miami (OH)	1 2	133 H	Syracuse	1 0
5 H	Virginia	1 2				59 A	Duke	0 0	157 A	Miami (FL)	1 1
13 A	Notre Dame	0 1				67 A	Illinois	0 2	165 H	Kent St.	3 2
16 H	Virginia Tech	0 3				68 H	Ole Miss	1 0	173 A	Morehead St.	0 2
18 H	Kentucky	0 2							182 A	Pittsburgh	1 0
									241 H	Northern Ky.	1 0
									247 H	North Carolina St.	1 0
									273 A	Wright St.	2 1
<hr/>											
LAST 10 GAMES											
16 H	Virginia Tech	0 3	45 H	Boston College	0 1						
13 A	Notre Dame	0 1	247 H	North Carolina St.	1 0						
182 A	Pittsburgh	1 0	59 A	Duke	0 0						
5 H	Virginia	1 2	157 A	Miami (FL)	1 1						
241 H	Northern Ky.	1 0	1 A	Florida St.	0 6						

Non-Div. I Games:

Louisville

## Utah Valley

Through Games Of Dec. 7, 2014-Final

Average RPI Win:	218	WON-LOST RECORD	WINNING PCT. RANK	LAST 10 GAMES	STRENGTH OF SCHEDULE	OPP. STRENGTH OF SCHEDULE	TEAM RPI	ADJ RPI	CONF. RPI	ADJ CONF. RPI					
DIV. I ONLY		13-7-2	.63636	71	7-3-0	154	245	107	.52843	106	28	28			
DIV. I NON-CONF.		5-3-2	.6	108	0-0-0	78	151	80	.54978	79	25	25			
<hr/>															
TOTALS	RPI 1-25	RPI 26-50		W-L RECORDS		RPI 51-100		RPI 101-150		RPI 150+					
13-7-2	0-0-0	0-0-0		OVERALL		2-3-0		1-1-1		10-3-1					
8-2-2	0-0-0	0-0-0		HOME		2-1-0		1-0-1		5-1-1					
4-3-0	0-0-0	0-0-0		AWAY		0-2-0		0-1-0		4-0-0					
1-2-0	0-0-0	0-0-0		NEUTRAL		0-0-0		0-0-0		1-2-0					
<hr/>															
5-3-2	0-0-0	0-0-0		NON-CONFERENCE		2-1-0		1-1-1		2-1-1					
5-0-2	0-0-0	0-0-0		HOME		2-0-0		1-0-1		2-0-1					
0-2-0	0-0-0	0-0-		AWAY		0-1-0		0-1-0		0-0-0					
0-1-0	0-0-0	0-0-0		NEUTRAL		0-0-0		0-0-0		0-1-0					
<hr/>															
8-4-0	0-0-0	0-0-0		CONFERENCE		0-2-0		0-0-0		8-2-0					
3-2-0	0-0-0	0-0-0		HOME		0-1-0		0-0-0		3-1-0					
4-1-0	0-0-0	0-0-0		AWAY		0-1-0		0-0-0		4-0-0					
1-1-0	0-0-0	0-0-0		NEUTRAL		0-0-0		0-0-0		1-1-0					
<hr/>															
RPI	S	Opponent	Score	RPI	S	Opponent	Score	RPI	S	Opponent	Score				
				70 A Seattle				1	2	122 H Wyoming				3	0
				70 H Seattle				0	2	139 H UC Riverside				1	1
				72 H Baylor				2	1	142 A Portland St.				0	1
				75 A Utah				0	4	152 H UMKC				2	0
				86 H UTEP				2	0	152 N UMKC				0	1
										159 H UNLV				1	0
										166 H Boise St.				1	1
										202 A Grand Canyon				2	0
										202 H Grand Canyon				0	2
										217 N Drake				0	1
										220 H Southern Utah				2	0
										295 A Bakersfield				2	1
										295 H Bakersfield				2	1
										298 A New Mexico St.				1	0
										299 A Tex.-Pan American				5	0
						299 N Tex.-Pan American				2	1				
						329 H Chicago St.				3	0				
<hr/>															
				LAST 10 GAMES											
				152 N UMKC				0	1	298 A New Mexico St.				1	0
				299 N Tex.-Pan American				2	1	299 A Tex.-Pan American				5	0
				70 H Seattle				0	2	202 H Grand Canyon				0	2
				152 H UMKC				2	0	295 H Bakersfield				2	1
				329 H Chicago St.				3	0	202 A Grand Canyon				2	0

Non-Div. I Games:

Utah Valley

Average RPI Win:	192	WON-LOST RECORD	WINNING PCT. RANK	LAST 10 GAMES	STRENGTH OF SCHEDULE	OPP. STRENGTH OF SCHEDULE	TEAM RPI	ADJ RPI	CONF. RPI	ADJ CONF. RPI					
DIV. I ONLY		7-9-3	.44737	195	4-5-1	63	59	104	.52809	107	7	7			
DIV. I NON-CONF.		3-5-2	.4	217	0-1-0	44	7	95	.53627	95	7	7			
<hr/>															
TOTALS	RPI 1-25	RPI 26-50		W-L RECORDS		RPI 51-100		RPI 101-150		RPI 150+					
7-9-3	0-5-0	0-2-0		OVERALL		1-2-1		0-0-0		6-0-2					
4-4-0	0-3-0	0-1-0		HOME		0-0-0		0-0-0		4-0-0					
2-4-3	0-1-0	0-1-0		AWAY		0-2-1		0-0-0		2-0-2					
1-1-0	0-1-0	0-0-0		NEUTRAL		1-0-0		0-0-0		0-0-0					
<hr/>															
3-5-2	0-4-0	0-1-0		NON-CONFERENCE		1-0-1		0-0-0		2-0-1					
1-3-0	0-2-0	0-1-0		HOME		0-0-0		0-0-0		1-0-0					
1-1-2	0-1-0	0-0-		AWAY		0-0-1		0-0-0		1-0-1					
1-1-0	0-1-0	0-0-0		NEUTRAL		1-0-0		0-0-0		0-0-0					
<hr/>															
4-4-1	0-1-0	0-1-0		CONFERENCE		0-2-0		0-0-0		4-0-1					
3-1-0	0-1-0	0-0-0		HOME		0-0-0		0-0-0		3-0-0					
1-3-1	0-0-0	0-1-0		AWAY		0-2-0		0-0-0		1-0-1					
0-0-0	0-0-0	0-0-0		NEUTRAL		0-0-0		0-0-0		0-0-0					
<hr/>															
RPI S	Opponent	Score		RPI S	Opponent	Score		RPI S	Opponent	Score		RPI S	Opponent	Score	
1 A	Florida St.	0	1	49 A	Santa Clara	0	1	55 A	San Diego	0	3	157 H	Miami (FL)	2	1
4 H	Stanford	0	1	50 H	San Diego St.	1	2	56 A	BYU	0	3	167 H	Loyola Marymount	1	0
9 N	Wisconsin	0	3					70 A	Seattle	1	1	170 A	San Francisco	2	2
12 H	Pepperdine	0	1					92 N	Dartmouth	1	0	179 A	Gonzaga	3	0
15 H	Washington	2	3									198 H	St. Mary's (CA)	2	1
												226 A	Oregon St.	0	0
												247 A	North Carolina St.	2	1
												303 H	Pacific	3	0
<hr/>															
LAST 10 GAMES															
179 A Gonzaga						3	0	55 A San Diego						0	3
49 A Santa Clara						0	1	56 A BYU						0	3
170 A San Francisco						2	2	198 H St. Mary's (CA)						2	1
167 H Loyola Marymount						1	0	303 H Pacific						3	0
12 H Pepperdine						0	1	15 H Washington						2	3

Non-Div. I Games:

Portland

Y  
a  
l  
e

Yale					Through Games Of Dec. 7, 2014-Final								
Average RPI Win: 210 Average RPI Loss: 158		WON-LOST RECORD	WINNING PCT. RANK	LAST 10 GAMES	STRENGTH OF SCHEDULE	OPP. STRENGTH OF SCHEDULE	TEAM RPI	ADJ RPI	CONF. RPI	ADJ CONF. RPI			
DIV. I ONLY		8-4-4	.625	80	3-3-4	182	152	110	.52604	108	8	8	
DIV. I NON-CONF.		6-3-0	.66667	73	1-2-0	261	205	150	.50429	149	10	10	
<hr/>													
TOTALS		RPI 1-25		RPI 26-50		W-L RECORDS		RPI 51-100		RPI 101-150		RPI 150+	
8-4-4	0-0-0			1-0-1	OVERALL			0-0-1	1-2-2		6-2-0		
4-3-2	0-0-0			0-0-0	HOME			0-0-0	1-1-2		3-2-0		
4-1-2	0-0-0			1-0-1	AWAY			0-0-1	0-1-0		3-0-0		
0-0-0	0-0-0			0-0-0	NEUTRAL			0-0-0	0-0-0		0-0-0		
6-3-0	0-0-0			1-0-0	NON-CONFERENCE			0-0-0	1-1-0		4-2-0		
4-2-0	0-0-0			0-0-0	HOME			0-0-0	1-0-0		3-2-0		
2-1-0	0-0-0			1-0-	AWAY			0-0-0	0-1-0		1-0-0		
0-0-0	0-0-0			0-0-0	NEUTRAL			0-0-0	0-0-0		0-0-0		
2-1-4	0-0-0			0-0-1	CONFERENCE			0-0-1	0-1-2		2-0-0		
0-1-2	0-0-0			0-0-0	HOME			0-0-0	0-1-2		0-0-0		
2-0-2	0-0-0			0-0-1	AWAY			0-0-1	0-0-0		2-0-0		
0-0-0	0-0-0			0-0-0	NEUTRAL			0-0-0	0-0-0		0-0-0		
RPI	S	Opponent	Score	RPI	S	Opponent	Score	RPI	S	Opponent	Score		
				41	A	Harvard	0 0	92	A	Dartmouth	0 0		
				43	A	Hofstra	2 1						
										102	H	Western Ky.	2 0
										109	H	Penn	1 1
										119	H	Princeton	0 1
										131	A	Central Conn. St.	0 4
										143	H	Columbia	0 0
										164	H	New Hampshire	0 1
										181	A	Cornell	1 0
										203	A	Brown	2 1
										218	H	Manhattan	1 2
										236	A	Sacred Heart	2 1
										278	H	UMass Lowell	3 1
										313	H	Quinnipiac	2 0
										326	H	Saint Peter's	5 1
<hr/>													
LAST 10 GAMES													
				203	A	Brown	2 1	131	A	Central Conn. St.	0 4		
				143	H	Columbia	0 0	92	A	Dartmouth	0 0		
				278	H	UMass Lowell	3 1	41	A	Harvard	0 0		
				109	H	Penn	1 1	119	H	Princeton	0 1		
				181	A	Cornell	1 0	164	H	New Hampshire	0 1		

Y  
a  
l  
e

Non-Div. I Games:

Yale

Average RPI Win: 187		WON-LOST RECORD	WINNING PCT. RANK	LAST 10 GAMES	STRENGTH OF SCHEDULE	OPP. STRENGTH OF SCHEDULE	TEAM RPI	ADJ RPI	CONF. RPI	ADJ CONF. RPI			
Average RPI Loss: 93													
DIV. I ONLY		8-5-3	.59375 100	5-4-1	148	125	108	.52595 109	8	8			
DIV. I NON-CONF.		5-2-2	.66667 73	2-1-0	230	143	123	.51951 125	10	10			
<hr/>													
TOTALS		RPI 1-25	RPI 26-50		W-L RECORDS		RPI 51-100		RPI 101-150		RPI 150+		
8-5-3	0-0-0		0-1-0		OVERALL		0-3-1		3-0-1		5-1-1		
4-3-1	0-0-0		0-1-0		HOME		0-2-0		2-0-0		2-0-1		
4-2-2	0-0-0		0-0-0		AWAY		0-1-1		1-0-1		3-1-0		
0-0-0	0-0-0		0-0-0		NEUTRAL		0-0-0		0-0-0		0-0-0		
<hr/>													
5-2-2	0-0-0		0-0-0		NON-CONFERENCE		0-2-1		1-0-0		4-0-1		
2-2-1	0-0-0		0-0-0		HOME		0-2-0		1-0-0		1-0-1		
3-0-1	0-0-0		0-0-		AWAY		0-0-1		0-0-0		3-0-0		
0-0-0	0-0-0		0-0-0		NEUTRAL		0-0-0		0-0-0		0-0-0		
<hr/>													
3-3-1	0-0-0		0-1-0		CONFERENCE		0-1-0		2-0-1		1-1-0		
2-1-0	0-0-0		0-1-0		HOME		0-0-0		1-0-0		1-0-0		
1-2-1	0-0-0		0-0-0		AWAY		0-1-0		1-0-1		0-1-0		
0-0-0	0-0-0		0-0-0		NEUTRAL		0-0-0		0-0-0		0-0-0		
<hr/>													
RPI S	Opponent	Score	RPI S	Opponent	Score	RPI S	Opponent	Score	RPI S	Opponent	Score		
			41 H Harvard	0 3	65 H Navy	1 2	108 A Yale	1 1					
					71 A VCU	0 0	119 A Princeton	3 2					
					87 H William & Mary	0 3	143 H Columbia	1 0					
					92 A Dartmouth	0 2	147 H Old Dominion	3 2					
							176 H Loyola Maryland	1 0					
							181 A Cornell	2 3					
							185 A Delaware	1 0					
							203 H Brown	2 0					
							211 A Lehigh	2 0					
							293 H Saint Francis (PA)	1 1					
							315 A Mt. St. Mary's	1 0					
			<hr/>										
						LAST 10 GAMES							
			119 A Princeton	3 2	65 H Navy	1 2							
			203 H Brown	2 0	143 H Columbia	1 0							
			211 A Lehigh	2 0	176 H Loyola Maryland	1 0							
			108 A Yale	1 1	181 A Cornell	2 3							
			92 A Dartmouth	0 2	41 H Harvard	0 3							

Non-Div. I Games:

Penn

Average RPI Win:	125	WON-LOST	WINNING	LAST 10	STRENGTH OF	OPP. STRENGTH	TEAM	ADJ	CONF.	ADJ CONF.				
Average RPI Loss:	63	RECORD	PCT. RANK	GAMES	SCHEDULE	OF SCHEDULE	RPI	RPI	RPI	RPI				
DIV. I ONLY		5-9-3	.38235	242	3-5-2	45	32	112	.52489	110	4	4		
DIV. I NON-CONF.		2-4-1	.35714	240	0-0-0	31	85	119	.52216	117	3	3		
<hr/>														
TOTALS	RPI 1-25	RPI 26-50		W-L RECORDS		RPI 51-100		RPI 101-150		RPI 150+				
5-9-3	1-4-0	2-1-1		OVERALL		0-2-0		0-0-2		2-2-0				
3-2-2	0-1-0	1-0-1		HOME		0-1-0		0-0-1		2-0-0				
1-6-1	1-3-0	0-1-0		AWAY		0-1-0		0-0-1		0-1-0				
1-1-0	0-0-0	1-0-0		NEUTRAL		0-0-0		0-0-0		0-1-0				
<hr/>														
2-4-1	0-1-0	1-1-0		NON-CONFERENCE		0-1-0		0-0-1		1-1-0				
1-1-0	0-0-0	0-0-0		HOME		0-1-0		0-0-0		1-0-0				
0-2-1	0-1-0	0-0-		AWAY		0-0-0		0-0-1		0-0-0				
1-1-0	0-0-0	1-0-0		NEUTRAL		0-0-0		0-0-0		0-1-0				
<hr/>														
3-5-2	1-3-0	1-0-1		CONFERENCE		0-1-0		0-0-1		1-1-0				
2-1-2	0-1-0	1-0-1		HOME		0-0-0		0-0-1		1-0-0				
1-4-0	1-2-0	0-0-0		AWAY		0-1-0		0-0-0		0-1-0				
0-0-0	0-0-0	0-0-0		NEUTRAL		0-0-0		0-0-0		0-0-0				
<hr/>														
RPI	S	Opponent	Score		RPI	S	Opponent	Score		RPI	S	Opponent	Score	
3	A	UCLA	1	2	29	H	Clemson	1	1	59	A	Duke	1	2
5	A	Virginia	0	5	37	A	Kansas	1	4	95	H	James Madison	1	2
8	A	North Carolina	0	3	44	N	Georgetown	2	0					
13	H	Notre Dame	0	1	45	H	Boston College	4	3					
16	A	Virginia Tech	1	0										
<hr/>														
LAST 10 GAMES														
157 A Miami (FL)					1	2	8 A North Carolina					0	3	
133 H Syracuse					0	0	29 H Clemson					1	1	
45 H Boston College					4	3	13 H Notre Dame					0	1	
16 A Virginia Tech					1	0	5 A Virginia					0	5	
59 A Duke					1	2	247 H North Carolina St.					1	0	

Non-Div. I Games:

Wake Forest

Average RPI Win: 228		WON-LOST	WINNING	LAST 10	STRENGTH OF	OPP. STRENGTH	TEAM	ADJ	CONF.	ADJ CONF.		
Average RPI Loss: 154		RECORD	PCT. RANK	GAMES	SCHEDULE	OF SCHEDULE	RPI	RPI	RPI	RPI		
DIV. I ONLY		14-5-0	.73684	28	8-2-0	270	247	109	.52462	111	26	26
DIV. I NON-CONF.		5-3-0	.625	91	0-0-0	275	178	177	.49011	177	27	28
<hr/>												
TOTALS		RPI 1-25		RPI 26-50		W-L RECORDS		RPI 51-100		RPI 101-150		RPI 150+
14-5-0		0-0-0		0-1-0		OVERALL		2-0-0		1-2-0		11-2-0
7-3-0		0-0-0		0-1-0		HOME		1-0-0		0-2-0		6-0-0
7-2-0		0-0-0		0-0-0		AWAY		1-0-0		1-0-0		5-2-0
0-0-0		0-0-0		0-0-0		NEUTRAL		0-0-0		0-0-0		0-0-0
5-3-0		0-0-0		0-1-0		NON-CONFERENCE		0-0-0		0-1-0		5-1-0
2-2-0		0-0-0		0-1-0		HOME		0-0-0		0-1-0		2-0-0
3-1-0		0-0-0		0-0-		AWAY		0-0-0		0-0-0		3-1-0
0-0-0		0-0-0		0-0-0		NEUTRAL		0-0-0		0-0-0		0-0-0
9-2-0		0-0-0		0-0-0		CONFERENCE		2-0-0		1-1-0		6-1-0
5-1-0		0-0-0		0-0-0		HOME		1-0-0		0-1-0		4-0-0
4-1-0		0-0-0		0-0-0		AWAY		1-0-0		1-0-0		2-1-0
0-0-0		0-0-0		0-0-0		NEUTRAL		0-0-0		0-0-0		0-0-0
RPI	S	Opponent	Score	RPI	S	Opponent	Score	RPI	S	Opponent	Score	
				43	H	Hofstra	1 4	76	A	Fairfield	4 0	
								100	H	Niagara	3 1	
										112	A	Rider
												1
										112	H	Rider
												0
										125	H	Bucknell
												0
										156	A	Fairleigh Dickinson
												2
										185	A	Delaware
												2
										218	A	Manhattan
												2
										229	H	Siena
												2
										230	A	Seton Hall
												1
										255	H	Lafayette
												3
										275	H	Iona
												2
										282	H	American
												1
										296	A	Marist
												1
										307	A	Canisius
												2
										313	H	Quinnipiac
												1
										318	A	NJIT
												2
										326	H	Saint Peter's
												8
												0
<hr/>												
				LAST 10 GAMES								
								76	A	Fairfield	4	0
										218	A	Manhattan
												2
										100	H	Niagara
												3
										326	H	Saint Peter's
												8
										307	A	Canisius
												2
												3

Non-Div. I Games:

Monmouth

Average RPI Win: 249		WON-LOST	WINNING	LAST 10	STRENGTH OF	OPP. STRENGTH	TEAM	ADJ	CONF.	ADJ CONF.							
Average RPI Loss: 97		RECORD	PCT. RANK	GAMES	SCHEDULE	OF SCHEDULE	RPI	RPI	RPI	RPI							
DIV. I ONLY		12-6-3	.64286	67	5-3-2	161	289	111	.52375	112	26	26					
DIV. I NON-CONF.		5-3-0	.625	91	0-1-0	167	259	120	.52039	122	27	28					
<hr/>																	
TOTALS		RPI 1-25		RPI 26-50		W-L RECORDS		RPI 51-100		RPI 101-150		RPI 150+					
12-6-3		0-1-0		0-0-0		OVERALL		0-2-1		2-2-0		10-1-2					
6-3-1		0-0-0		0-0-0		HOME		0-0-0		1-2-0		5-1-1					
6-3-1		0-1-0		0-0-0		AWAY		0-2-0		1-0-0		5-0-1					
0-0-1		0-0-0		0-0-0		NEUTRAL		0-0-1		0-0-0		0-0-0					
<hr/>																	
5-3-0		0-1-0		0-0-0		NON-CONFERENCE		0-0-0		1-1-0		4-1-0					
2-2-0		0-0-0		0-0-0		HOME		0-0-0		1-1-0		1-1-0					
3-1-0		0-1-0		0-0-		AWAY		0-0-0		0-0-0		3-0-0					
0-0-0		0-0-0		0-0-0		NEUTRAL		0-0-0		0-0-0		0-0-0					
<hr/>																	
7-3-3		0-0-0		0-0-0		CONFERENCE		0-2-1		1-1-0		6-0-2					
4-1-1		0-0-0		0-0-0		HOME		0-0-0		0-1-0		4-0-1					
3-2-1		0-0-0		0-0-0		AWAY		0-2-0		1-0-0		2-0-1					
0-0-1		0-0-0		0-0-0		NEUTRAL		0-0-1		0-0-0		0-0-0					
<hr/>																	
RPI	S	Opponent		Score		RPI	S	Opponent		Score		RPI	S	Opponent		Score	
15	A	Washington		0	1							111	A	Monmouth		1	0
												111	H	Monmouth		0	1
												121	H	Temple		0	3
												125	H	Bucknell		1	0
												156	H	Fairleigh Dickinson		2	3
												218	H	Manhattan		3	1
												221	A	Wagner		4	1
												229	A	Siena		0	0
												229	H	Siena		2	1
												230	A	Seton Hall		1	0
												275	A	Iona		2	0
												296	H	Marist		2	2
												307	H	Canisius		5	0
												313	H	Quinnipiac		2	1
												318	H	NJIT		2	1
												320	A	Delaware St.		2	1
												326	A	Saint Peter's		2	1
<hr/>																	
LAST 10 GAMES																	
15	A	Washington		0	1	229	A	Siena		0	0						
76	N	Fairfield		1	1	326	A	Saint Peter's		2	1						
111	A	Monmouth		1	0	218	H	Manhattan		3	1						
229	H	Siena		2	1	100	A	Niagara		1	2						
111	H	Monmouth		0	1	313	H	Quinnipiac		2	1						

Non-Div. I Games:

Rider



Average RPI Win:		113	WON-LOST RECORD		WINNING PCT. RANK		LAST 10 GAMES		STRENGTH OF SCHEDULE		OPP. STRENGTH OF SCHEDULE		TEAM RPI		ADJ RPI		CONF. RPI		ADJ CONF. RPI			
DIV. I ONLY			6-10-3		.39474 230		2-5-3		59		25		118		.52325 113		5		5			
DIV. I NON-CONF.			3-3-0		.5 154		0-0-0		89		11		97		.53796 91		5		5			
TOTALS		RPI 1-25		RPI 26-50		W-L RECORDS		RPI 51-100		RPI 101-150		RPI 150+										
6-10-3		0-4-0		0-1-0		OVERALL		3-3-3		2-1-0		1-1-0										
4-4-1		0-1-0		0-1-0		HOME		2-2-1		1-0-0		1-0-0										
1-6-2		0-3-0		0-0-0		AWAY		0-1-2		1-1-0		0-1-0										
1-0-0		0-0-0		0-0-0		NEUTRAL		1-0-0		0-0-0		0-0-0										
3-3-0		0-2-0		0-0-0		NON-CONFERENCE		2-0-0		0-0-0		1-1-0										
2-1-0		0-1-0		0-0-0		HOME		1-0-0		0-0-0		1-0-0										
0-2-0		0-1-0		0-0-		AWAY		0-0-0		0-0-0		0-1-0										
1-0-0		0-0-0		0-0-0		NEUTRAL		1-0-0		0-0-0		0-0-0										
3-7-3		0-2-0		0-1-0		CONFERENCE		1-3-3		2-1-0		0-0-0										
2-3-1		0-0-0		0-1-0		HOME		1-2-1		1-0-0		0-0-0										
1-4-2		0-2-0		0-0-0		AWAY		0-1-2		1-1-0		0-0-0										
0-0-0		0-0-0		0-0-0		NEUTRAL		0-0-0		0-0-0		0-0-0										
RPI	S	Opponent		Score		RPI	S	Opponent		Score		RPI	S	Opponent		Score						
6	A	Penn St.		1	5	30	H	Rutgers		0	2	51	A	Michigan		2	2	104	H	Nebraska	3	1
8	A	North Carolina		0	1							52	A	Minnesota		1	1	148	A	Indiana	2	1
9	A	Wisconsin		0	2							59	N	Duke		1	0	150	A	Purdue	1	3
16	H	Virginia Tech		1	3							61	H	Northwestern		3	1	201	A	Toledo	0	1
												63	H	Dayton		4	2	245	H	George Mason	3	0
												64	H	Iowa		1	2					
												67	H	Illinois		1	4					
												78	H	Maryland		1	1					
												93	A	Michigan St.		1	2					
LAST 10 GAMES																						
						30	H	Rutgers		0	2	78	H	Maryland		1	1					
						104	H	Nebraska		3	1	52	A	Minnesota		1	1					
						64	H	Iowa		1	2	9	A	Wisconsin		0	2					
						51	A	Michigan		2	2	61	H	Northwestern		3	1					
						93	A	Michigan St.		1	2	67	H	Illinois		1	4					

Non-Div. I Games:

Ohio St.

Average RPI Win:	190	WON-LOST RECORD	WINNING PCT. RANK	LAST 10 GAMES	STRENGTH OF SCHEDULE	OPP. STRENGTH OF SCHEDULE	TEAM RPI	ADJ RPI	CONF. RPI	ADJ CONF. RPI	
DIV. I ONLY	8-7-6	.52381	149	4-3-3	102	106	116	.52305	114	16	16
DIV. I NON-CONF.	4-4-3	.5	154	0-0-0	57	54	85	.54465	86	13	13
TOTALS	RPI 1-25	RPI 26-50	W-L RECORDS		RPI 51-100	RPI 101-150		RPI 150+			
8-7-6	0-1-0	1-2-1	OVERALL		0-1-1	0-2-2		7-1-2			
5-2-3	0-0-0	1-1-0	HOME		0-0-1	0-0-1		4-1-1			
3-3-2	0-1-0	0-0-0	AWAY		0-1-0	0-1-1		3-0-1			
0-2-1	0-0-0	0-1-1	NEUTRAL		0-0-0	0-1-0		0-0-0			
4-4-3	0-1-0	1-2-1	NON-CONFERENCE		0-1-1	0-0-1		3-0-0			
3-1-2	0-0-0	1-1-0	HOME		0-0-1	0-0-1		2-0-0			
1-2-0	0-1-0	0-0-	AWAY		0-1-0	0-0-0		1-0-0			
0-1-1	0-0-0	0-1-1	NEUTRAL		0-0-0	0-0-0		0-0-0			
4-3-3	0-0-0	0-0-0	CONFERENCE		0-0-0	0-2-1		4-1-2			
2-1-1	0-0-0	0-0-0	HOME		0-0-0	0-0-0		2-1-1			
2-1-2	0-0-0	0-0-0	AWAY		0-0-0	0-1-1		2-0-1			
0-1-0	0-0-0	0-0-0	NEUTRAL		0-0-0	0-1-0		0-0-0			
RPI S Opponent	Score	RPI S Opponent	Score	RPI S Opponent	Score	RPI S Opponent	Score	RPI S Opponent	Score		
17 A UCF	0 1	38 N Southern California	0 1	55 H San Diego	0 0	110 H Wake Forest	1 1	126 A Cal St. Fullerton	0 0		
		44 N Georgetown	0 0	56 A BYU	0 2	126 N Cal St. Fullerton	1 2	139 A UC Riverside	0 1		
		48 H Georgia	3 2			153 A Cal Poly	0 0	153 H Cal Poly	0 3		
		49 H Santa Clara	1 2			154 H UC Irvine	1 1	162 A FIU	3 1		
						163 A Hawaii	2 0	184 H CSUN	1 0		
						189 H Denver	2 1	208 H UC Santa Barbara	2 0		
						267 A UC Davis	1 0	295 H Bakersfield	2 0		
LAST 10 GAMES											
126 N Cal St. Fullerton	1 2	163 A Hawaii	2 0								
153 A Cal Poly	0 0	154 H UC Irvine	1 1								
139 A UC Riverside	0 1	126 A Cal St. Fullerton	0 0								
184 H CSUN	1 0	208 H UC Santa Barbara	2 0								
267 A UC Davis	1 0	153 H Cal Poly	0 3								

Non-Div. I Games:

Long Beach St.

Average RPI Win: 227		WON-LOST	WINNING	LAST 10	STRENGTH OF		OPP. STRENGTH	TEAM	ADJ	CONF.	ADJ CONF.
Average RPI Loss: 122		RECORD	PCT. RANK	GAMES	SCHEDULE		OF SCHEDULE	RPI	RPI	RPI	RPI
DIV. I ONLY		11-7-2	.6	93	160		164	113	.52215	115	14
DIV. I NON-CONF.		5-3-1	.61111	101	254		170	161	.495	162	17
TOTALS		RPI 1-25	RPI 26-50		W-L RECORDS		RPI 51-100		RPI 101-150		RPI 150+
11-7-2		0-0-0	0-1-0		OVERALL		1-3-2		0-0-0		10-3-0
6-5-0		0-0-0	0-1-0		HOME		1-2-0		0-0-0		5-2-0
4-1-2		0-0-0	0-0-0		AWAY		0-0-2		0-0-0		4-1-0
1-1-0		0-0-0	0-0-0		NEUTRAL		0-1-0		0-0-0		1-0-0
5-3-1		0-0-0	0-1-0		NON-CONFERENCE		0-1-1		0-0-0		5-1-0
3-3-0		0-0-0	0-1-0		HOME		0-1-0		0-0-0		3-1-0
2-0-1		0-0-0	0-0-		AWAY		0-0-1		0-0-0		2-0-0
0-0-0		0-0-0	0-0-0		NEUTRAL		0-0-0		0-0-0		0-0-0
6-4-1		0-0-0	0-0-0		CONFERENCE		1-2-1		0-0-0		5-2-0
3-2-0		0-0-0	0-0-0		HOME		1-1-0		0-0-0		2-1-0
2-1-1		0-0-0	0-0-0		AWAY		0-0-1		0-0-0		2-1-0
1-1-0		0-0-0	0-0-0		NEUTRAL		0-1-0		0-0-0		1-0-0
RPI S	Opponent	Score	RPI S	Opponent	Score	RPI S	Opponent	Score	RPI S	Opponent	Score
			28 H	Texas	0 2	53 H	South Ala.	0 1	171 H	Appalachian St.	2 1
						69 H	TCU	0 1	180 H	La.-Lafayette	2 1
						73 H	Troy	2 0	194 A	Georgia St.	0 1
						73 N	Troy	0 1	194 H	UTSA	2 3
						74 A	Ga. Southern	1 1	194 N	Georgia St.	1 0
						86 A	UTEP	0 0	199 A	UALR	2 1
									240 H	La.-Monroe	1 2
									249 A	Lamar	3 0
									274 H	Prairie View	2 0
									279 H	Northwestern St.	3 0
									280 H	A&M-Corpus Christi	2 0
									298 A	New Mexico St.	2 1
									301 A	Arkansas St.	2 1
LAST 10 GAMES											
			73 N	Troy	0 1	240 H	La.-Monroe	1 2			
			194 N	Georgia St.	1 0	73 H	Troy	2 0			
			194 A	Georgia St.	0 1	53 H	South Ala.	0 1			
			74 A	Ga. Southern	1 1	171 H	Appalachian St.	2 1			
			180 H	La.-Lafayette	2 1	199 A	UALR	2 1			

Non-Div. I Games:

Texas St.

Average RPI Win: 177		WON-LOST	WINNING	LAST 10	STRENGTH OF		OPP. STRENGTH	TEAM	ADJ	CONF.	ADJ CONF.
Average RPI Loss: 68		RECORD	PCT. RANK	GAMES	SCHEDULE		OF SCHEDULE	RPI	RPI	RPI	RPI
DIV. I ONLY		7-9-3	.44737	195	4-4-2		51	126	114	.52197	116
DIV. I NON-CONF.		3-5-1	.38889	228	0-0-0		28	143	105	.52591	109
TOTALS		RPI 1-25	RPI 26-50		W-L RECORDS		RPI 51-100		RPI 101-150		RPI 150+
7-9-3	0-0-0	0-4-0		OVERALL		2-4-0		0-1-1		5-0-2	
4-2-3	0-0-0	0-0-0		HOME		1-1-0		0-1-1		3-0-2	
3-7-0	0-0-0	0-4-0		AWAY		1-3-0		0-0-0		2-0-0	
0-0-0	0-0-0	0-0-0		NEUTRAL		0-0-0		0-0-0		0-0-0	
3-5-1	0-0-0	0-2-0		NON-CONFERENCE		1-2-0		0-1-1		2-0-0	
2-1-1	0-0-0	0-0-0		HOME		1-0-0		0-1-1		1-0-0	
1-4-0	0-0-0	0-0-		AWAY		0-2-0		0-0-0		1-0-0	
0-0-0	0-0-0	0-0-0		NEUTRAL		0-0-0		0-0-0		0-0-0	
4-4-2	0-0-0	0-2-0		CONFERENCE		1-2-0		0-0-0		3-0-2	
2-1-2	0-0-0	0-0-0		HOME		0-1-0		0-0-0		2-0-2	
2-3-0	0-0-0	0-2-0		AWAY		1-1-0		0-0-0		1-0-0	
0-0-0	0-0-0	0-0-0		NEUTRAL		0-0-0		0-0-0		0-0-0	
RPI S	Opponent	Score	RPI S	Opponent	Score	RPI S	Opponent	Score	RPI S	Opponent	Score
			27 A	Northeastern	0 1	71 A	VCU	0 1	121 H	Temple	2 3
			29 A	Clemson	0 3	79 H	George Washington	2 0	133 H	Syracuse	2 2
			35 A	Buffalo	0 1	87 A	William & Mary	1 2	175 H	Towson	2 2
			43 A	Hofstra	1 2	87 A	William & Mary	3 2	183 A	Villanova	2 1
						95 H	James Madison	1 2	185 H	Delaware	0 0
						100 A	Niagara	0 1	191 H	UNCW	1 0
									221 H	Wagner	1 0
									224 A	Elon	1 0
									253 H	Col. of Charleston	1 0
LAST 10 GAMES											
			87 A	William & Mary	1 2	87 A	William & Mary	3 2			
			27 A	Northeastern	0 1	224 A	Elon	1 0			
			43 A	Hofstra	1 2	185 H	Delaware	0 0			
			175 H	Towson	2 2	191 H	UNCW	1 0			
			95 H	James Madison	1 2	253 H	Col. of Charleston	1 0			

Non-Div. I Games:

Drexel



Average RPI Win: 231		WON-LOST	WINNING	LAST 10	STRENGTH OF		OPP. STRENGTH	TEAM	ADJ	CONF.	ADJ CONF.
Average RPI Loss: 108		RECORD	PCT. RANK	GAMES	SCHEDULE		OF SCHEDULE	RPI	RPI	RPI	RPI
DIV. I ONLY		13-8-1	.61364	86	5-4-1		179	162	117	.52088	118
DIV. I NON-CONF.		6-2-0	.75	37	0-0-0		262	185	111	.52429	111
TOTALS		RPI 1-25	RPI 26-50		W-L RECORDS		RPI 51-100		RPI 101-150		RPI 150+
13-8-1	0-0-0	0-2-1		OVERALL		0-3-0		1-1-0		12-2-0	
6-3-0	0-0-0	0-0-0		HOME		0-0-0		0-1-0		6-2-0	
6-5-1	0-0-0	0-2-1		AWAY		0-3-0		1-0-0		5-0-0	
1-0-0	0-0-0	0-0-0		NEUTRAL		0-0-0		0-0-0		1-0-0	
6-2-0	0-0-0	0-1-0		NON-CONFERENCE		0-1-0		0-0-0		6-0-0	
4-0-0	0-0-0	0-0-0		HOME		0-0-0		0-0-0		4-0-0	
2-2-0	0-0-0	0-0-		AWAY		0-1-0		0-0-0		2-0-0	
0-0-0	0-0-0	0-0-0		NEUTRAL		0-0-0		0-0-0		0-0-0	
7-6-1	0-0-0	0-1-1		CONFERENCE		0-2-0		1-1-0		6-2-0	
2-3-0	0-0-0	0-0-0		HOME		0-0-0		0-1-0		2-2-0	
4-3-1	0-0-0	0-1-1		AWAY		0-2-0		1-0-0		3-0-0	
1-0-0	0-0-0	0-0-0		NEUTRAL		0-0-0		0-0-0		1-0-0	
RPI S	Opponent	Score	RPI S	Opponent	Score	RPI S	Opponent	Score	RPI S	Opponent	Score
			32 A	Illinois St.	0 1	58 A	Miami (OH)	0 1	127 A	Eastern Mich.	3 2
			35 A	Buffalo	0 1	93 A	Michigan St.	2 3	127 H	Eastern Mich.	0 1
			35 A	Buffalo	1 1	98 A	Ball St.	0 1	165 H	Kent St.	1 3
									201 A	Toledo	2 0
									205 H	Saint Louis	2 0
									207 A	Central Mich.	1 0
									215 H	Northern Ill.	2 0
									215 N	Northern Ill.	1 0
									244 A	Akron	1 0
									250 A	Cleveland St.	1 0
									251 H	Oakland	4 0
									254 A	Loyola Chicago	1 0
									258 H	Ohio	0 1
									264 H	Bowling Green	2 0
									273 H	Wright St.	1 0
									302 H	Ill.-Chicago	3 0
LAST 10 GAMES											
			35 A	Buffalo	0 1	264 H	Bowling Green	2 0			
			215 N	Northern Ill.	1 0	58 A	Miami (OH)	0 1			
			127 A	Eastern Mich.	3 2	98 A	Ball St.	0 1			
			215 H	Northern Ill.	2 0	35 A	Buffalo	1 1			
			127 H	Eastern Mich.	0 1	244 A	Akron	1 0			

Non-Div. I Games:

Western Mich.

Average RPI Win:	185	WON-LOST	WINNING	LAST 10	STRENGTH OF	OPP. STRENGTH	TEAM	ADJ	CONF.	ADJ CONF.	
Average RPI Loss:	93	RECORD	PCT. RANK	GAMES	SCHEDULE	OF SCHEDULE	RPI	RPI	RPI	RPI	
DIV. I ONLY	7-6-3	.53125	136	6-3-1	122	98	119	.5208	119	8	8
DIV. I NON-CONF.	4-3-2	.55556	135	3-0-0	206	77	148	.50612	147	10	10
<hr/>											
TOTALS	RPI 1-25	RPI 26-50		W-L RECORDS		RPI 51-100		RPI 101-150		RPI 150+	
7-6-3	0-0-0	0-2-1		OVERALL		0-1-1		1-3-0		6-0-1	
3-3-2	0-0-0	0-2-0		HOME		0-0-1		0-1-0		3-0-1	
4-3-1	0-0-0	0-0-1		AWAY		0-1-0		1-2-0		3-0-0	
0-0-0	0-0-0	0-0-0		NEUTRAL		0-0-0		0-0-0		0-0-0	
<hr/>											
4-3-2	0-0-0	0-1-1		NON-CONFERENCE		0-1-0		0-1-0		4-0-1	
2-1-1	0-0-0	0-1-0		HOME		0-0-0		0-0-0		2-0-1	
2-2-1	0-0-0	0-1-		AWAY		0-1-0		0-1-0		2-0-0	
0-0-0	0-0-0	0-0-0		NEUTRAL		0-0-0		0-0-0		0-0-0	
<hr/>											
3-3-1	0-0-0	0-1-0		CONFERENCE		0-0-1		1-2-0		2-0-0	
1-2-1	0-0-0	0-1-0		HOME		0-0-1		0-1-0		1-0-0	
2-1-0	0-0-0	0-0-0		AWAY		0-0-0		1-1-0		1-0-0	
0-0-0	0-0-0	0-0-0		NEUTRAL		0-0-0		0-0-0		0-0-0	
<hr/>											
RPI S	Opponent	Score	RPI S	Opponent	Score	RPI S	Opponent	Score	RPI S	Opponent	Score
			26 A	La Salle	2 2	87 A	William & Mary	1 4	108 A	Yale	1 0
			30 H	Rutgers	0 5	92 H	Dartmouth	2 2	109 H	Penn	2 3
			41 H	Harvard	4 5				143 A	Columbia	0 1
									145 A	Richmond	2 3
									161 A	Army	3 0
									181 A	Cornell	2 1
									183 H	Villanova	2 1
									203 H	Brown	5 0
									211 A	Lehigh	4 1
									230 H	Seton Hall	0 0
									247 H	North Carolina St.	5 3
			LAST 10 GAMES								
			109 H	Penn	2 3	161 A	Army	3 0			
			247 H	North Carolina St.	5 3	203 H	Brown	5 0			
			181 A	Cornell	2 1	211 A	Lehigh	4 1			
			41 H	Harvard	4 5	92 H	Dartmouth	2 2			
			143 A	Columbia	0 1	108 A	Yale	1 0			

Non-Div. I Games:

Princeton

Average RPI Win:	178	WON-LOST	WINNING	LAST 10	STRENGTH OF	OPP. STRENGTH	TEAM	ADJ	CONF.	ADJ CONF.		
Average RPI Loss:	130	RECORD	PCT. RANK	GAMES	SCHEDULE	OF SCHEDULE	RPI	RPI	RPI	RPI		
DIV. I ONLY	8-8-2	.5	156	5-4-1	82	147	121	.51986	120	11	11	
DIV. I NON-CONF.	3-3-1	.5	154	0-0-0	75	201	122	.5212	119	12	12	
<hr/>												
TOTALS	RPI 1-25	RPI 26-50		W-L RECORDS		RPI 51-100		RPI 101-150		RPI 150+		
8-8-2	0-0-0	0-1-1		OVERALL		0-2-0		4-1-1		4-4-0		
5-2-1	0-0-0	0-0-0		HOME		0-0-0		2-1-1		3-1-0		
3-6-1	0-0-0	0-1-1		AWAY		0-2-0		2-0-0		1-3-0		
0-0-0	0-0-0	0-0-0		NEUTRAL		0-0-0		0-0-0		0-0-0		
<hr/>												
3-3-1	0-0-0	0-0-1		NON-CONFERENCE		0-1-0		1-0-0		2-2-0		
2-0-0	0-0-0	0-0-0		HOME		0-0-0		0-0-0		2-0-0		
1-3-1	0-0-0	0-1-		AWAY		0-1-0		1-0-0		0-2-0		
0-0-0	0-0-0	0-0-0		NEUTRAL		0-0-0		0-0-0		0-0-0		
<hr/>												
5-5-1	0-0-0	0-1-0		CONFERENCE		0-1-0		3-1-1		2-2-0		
3-2-1	0-0-0	0-0-0		HOME		0-0-0		2-1-1		1-1-0		
2-3-0	0-0-0	0-1-0		AWAY		0-1-0		1-0-0		1-1-0		
0-0-0	0-0-0	0-0-0		NEUTRAL		0-0-0		0-0-0		0-0-0		
<hr/>												
RPI	S	Opponent	Score	RPI	S	Opponent	Score	RPI	S	Opponent	Score	
				29	A	Clemson	1 1	62	A	North Texas	0 5	
				46	A	Rice	1 4	81	A	Liberty	0 1	
										102	A Western Ky.	3 0
										134	H Louisiana Tech	3 0
										135	A UNC Greensboro	1 0
										146	H Middle Tenn.	2 0
										146	H Middle Tenn.	1 2
										147	H Old Dominion	2 2
										151	H Marshall	1 2
										162	A FIU	2 1
										172	A Fla. Atlantic	0 1
										188	A Coastal Caro.	1 2
										191	A UNCW	2 4
										231	H Davidson	2 0
										248	H Winthrop	4 0
										265	H Southern Miss.	2 1
				LAST 10 GAMES								
				146	H	Middle Tenn.	1 2	265	H	Southern Miss.	2 1	
				146	H	Middle Tenn.	2 0	134	H	Louisiana Tech	3 0	
				46	A	Rice	1 4	102	A	Western Ky.	3 0	
				62	A	North Texas	0 5	151	H	Marshall	1 2	
				147	H	Old Dominion	2 2	162	A	FIU	2 1	

Non-Div. I Games:

Charlotte



Average RPI Win: 198		WON-LOST RECORD		WINNING PCT. RANK		LAST 10 GAMES		STRENGTH OF SCHEDULE		OPP. STRENGTH OF SCHEDULE		TEAM RPI		ADJ RPI		CONF. RPI		ADJ CONF. RPI	
DIV. I ONLY		11-8-1		.575 107		3-6-1		169		111		122		.5184 121		6		6	
DIV. I NON-CONF.		8-2-0		.8 28		1-0-0		205		213		71		.55527 72		6		6	
TOTALS		RPI 1-25		RPI 26-50		W-L RECORDS		RPI 51-100		RPI 101-150		RPI 150+							
11-8-1		0-3-0		0-1-0		OVERALL		1-1-1		3-0-0		7-3-0							
2-3-1		0-3-0		0-0-0		HOME		1-0-1		0-0-0		1-0-0							
8-4-0		0-0-0		0-1-0		AWAY		0-1-0		3-0-0		5-2-0							
1-1-0		0-0-0		0-0-0		NEUTRAL		0-0-0		0-0-0		1-1-0							
8-2-0		0-0-0		0-1-0		NON-CONFERENCE		0-0-0		2-0-0		6-1-0							
1-0-0		0-0-0		0-0-0		HOME		0-0-0		0-0-0		1-0-0							
6-2-0		0-0-0		0-0-		AWAY		0-0-0		2-0-0		4-1-0							
1-0-0		0-0-0		0-0-0		NEUTRAL		0-0-0		0-0-0		1-0-0							
3-6-1		0-3-0		0-0-0		CONFERENCE		1-1-1		1-0-0		1-2-0							
1-3-1		0-3-0		0-0-0		HOME		1-0-1		0-0-0		0-0-0							
2-2-0		0-0-0		0-0-0		AWAY		0-1-0		1-0-0		1-1-0							
0-1-0		0-0-0		0-0-0		NEUTRAL		0-0-0		0-0-0		0-1-0							
RPI S	Opponent	Score		RPI S	Opponent	Score		RPI S	Opponent	Score		RPI S	Opponent	Score					
17 H	UCF	0	2	26 A	La Salle	2	3	60 H	Memphis	1	1	112 A	Rider	3	0				
19 H	UConn	0	3					90 H	Tulsa	3	2	116 A	Drexel	3	2				
22 H	South Fla.	0	2					91 A	East Carolina	0	2	132 A	Cincinnati	2	1				
												181 A	Cornell	2	1				
												185 A	Delaware	0	2				
												190 A	Saint Joseph's	1	0				
												200 A	SMU	0	1				
												200 N	SMU	1	2				
												238 A	Houston	1	0				
												239 A	Binghamton	2	0				
												246 N	St. Bonaventure	1	0				
												315 H	Mt. St. Mary's	3	0				
												320 A	Delaware St.	1	0				
				LAST 10 GAMES															
200 N SMU				1	2	238 A Houston				1	0								
19 H UConn				0	3	200 A SMU				0	1								
320 A Delaware St.				1	0	60 H Memphis				1	1								
22 H South Fla.				0	2	90 H Tulsa				3	2								
17 H UCF				0	2	91 A East Carolina				0	2								

Non-Div. I Games:

Temple

W  
Y  
o  
m  
i  
n  
g

Wyoming					Through Games Of Dec. 7, 2014-Final								
Average RPI Win: 200		WON-LOST RECORD	WINNING PCT. RANK		LAST 10 GAMES	STRENGTH OF SCHEDULE	OPP. STRENGTH OF SCHEDULE		TEAM RPI	ADJ RPI		CONF. RPI	ADJ CONF. RPI
Average RPI Loss: 130													
DIV. I ONLY		11-9-1	.54762	131	7-3-0	100	201	120	.51765	122	17	17	
DIV. I NON-CONF.		2-5-1	.3125	265	0-0-0	77	245	215	.4674	218	16	16	
TOTALS		RPI 1-25	RPI 26-50		W-L RECORDS		RPI 51-100		RPI 101-150		RPI 150+		
11-9-1	0-0-0	0-3-0		OVERALL		1-0-0		2-2-0		8-4-1			
6-0-0	0-0-0	0-0-0		HOME		1-0-0		1-0-0		4-0-0			
4-9-1	0-0-0	0-3-0		AWAY		0-0-0		0-2-0		4-4-1			
1-0-0	0-0-0	0-0-0		NEUTRAL		0-0-0		1-0-0		0-0-0			
2-5-1	0-0-0	0-1-0		NON-CONFERENCE		0-0-0		1-1-0		1-3-1			
1-0-0	0-0-0	0-0-0		HOME		0-0-0		1-0-0		0-0-0			
1-5-1	0-0-0	0-0-		AWAY		0-0-0		0-1-0		1-3-1			
0-0-0	0-0-0	0-0-0		NEUTRAL		0-0-0		0-0-0		0-0-0			
9-4-0	0-0-0	0-2-0		CONFERENCE		1-0-0		1-1-0		7-1-0			
5-0-0	0-0-0	0-0-0		HOME		1-0-0		0-0-0		4-0-0			
3-4-0	0-0-0	0-2-0		AWAY		0-0-0		0-1-0		3-1-0			
1-0-0	0-0-0	0-0-0		NEUTRAL		0-0-0		1-0-0		0-0-0			
RPI S	Opponent	Score	RPI S	Opponent	Score	RPI S	Opponent	Score	RPI S	Opponent	Score		
			37 A	Kansas	1 3	84 H	Colorado Col.	3 2	106 A	Utah Valley	0 3		
			50 A	San Diego St.	0 1				117 H	Montana	1 0		
			50 A	San Diego St.	2 5				140 A	New Mexico	1 2		
									140 N	New Mexico	2 1		
									159 H	UNLV	3 0		
									166 A	Boise St.	1 0		
									169 A	Utah St.	0 2		
									173 A	Morehead St.	1 2		
									174 A	Idaho St.	2 3		
									212 A	Northern Colo.	0 0		
									222 A	San Jose St.	2 0		
									225 H	Air Force	5 2		
									259 H	Nevada	4 0		
									269 A	South Dakota	2 1		
									270 A	Weber St.	1 2		
									277 H	Colorado St.	4 1		
									284 A	Fresno St.	2 0		
LAST 10 GAMES													
			50 A	San Diego St.	0 1	222 A	San Jose St.	2 0					
			140 N	New Mexico	2 1	284 A	Fresno St.	2 0					
			277 H	Colorado St.	4 1	225 H	Air Force	5 2					
			140 A	New Mexico	1 2	84 H	Colorado Col.	3 2					
			50 A	San Diego St.	2 5	166 A	Boise St.	1 0					

W  
Y  
o  
m  
i  
n  
g

Non-Div. I Games: Wyoming

SIUE				Through Games Of Dec. 7, 2014-Final										
Average RPI Win:	223	WON-LOST RECORD	WINNING PCT. RANK	LAST 10 GAMES	STRENGTH OF SCHEDULE	OPP. STRENGTH OF SCHEDULE	TEAM RPI	ADJ RPI	CONF. RPI	ADJ CONF. RPI				
DIV. I ONLY		13-6-2	.66667	53	7-2-1	233	221	123	.51742	123	22	22		
DIV. I NON-CONF.		3-4-2	.44444	196	0-0-1	235	183	229	.45886	229	21	21		
<hr/>														
TOTALS		RPI 1-25		RPI 26-50		W-L RECORDS		RPI 51-100		RPI 101-150		RPI 150+		
13-6-2		0-0-1		0-0-0		OVERALL		0-0-0		1-1-0		12-5-1		
5-3-1		0-0-0		0-0-0		HOME		0-0-0		1-0-0		4-3-1		
6-3-1		0-0-1		0-0-0		AWAY		0-0-0		0-1-0		6-2-0		
2-0-0		0-0-0		0-0-0		NEUTRAL		0-0-0		0-0-0		2-0-0		
3-4-2		0-0-1		0-0-0		NON-CONFERENCE		0-0-0		0-1-0		3-3-1		
2-1-1		0-0-0		0-0-0		HOME		0-0-0		0-0-0		2-1-1		
1-3-1		0-0-1		0-0-		AWAY		0-0-0		0-1-0		1-2-0		
0-0-0		0-0-0		0-0-0		NEUTRAL		0-0-0		0-0-0		0-0-0		
10-2-0		0-0-0		0-0-0		CONFERENCE		0-0-0		1-0-0		9-2-0		
3-2-0		0-0-0		0-0-0		HOME		0-0-0		1-0-0		2-2-0		
5-0-0		0-0-0		0-0-0		AWAY		0-0-0		0-0-0		5-0-0		
2-0-0		0-0-0		0-0-0		NEUTRAL		0-0-0		0-0-0		2-0-0		
RPI	S	Opponent	Score		RPI	S	Opponent	Score		RPI	S	Opponent	Score	
18	A	Kentucky	0 0							136	H	UT Martin	2 1	
										150	A	Purdue	1 4	
										152	H	UMKC	1 1	
										155	H	Southeast Mo. St.	1 2	
										173	A	Morehead St.	2 1	
										173	N	Morehead St.	2 1	
										177	A	Jacksonville St.	2 1	
										177	N	Jacksonville St.	3 2	
										187	H	Murray St.	2 1	
										196	A	Belmont	1 0	
										215	A	Northern Ill.	1 0	
										217	H	Drake	1 2	
										219	A	Missouri St.	1 3	
										256	H	North Dakota St.	1 0	
										271	A	IUPUI	1 2	
										288	H	Austin Peay	0 1	
										300	A	Eastern Ky.	3 1	
										302	H	Ill.-Chicago	2 1	
										304	A	Tennessee Tech	2 0	
										309	H	Eastern Ill.	3 1	
<hr/>														
LAST 10 GAMES														
18	A	Kentucky	0 0		177	A	Jacksonville St.	2 1						
177	N	Jacksonville St.	3 2		300	A	Eastern Ky.	3 1						
173	N	Morehead St.	2 1		173	A	Morehead St.	2 1						
155	H	Southeast Mo. St.	1 2		288	H	Austin Peay	0 1						
304	A	Tennessee Tech	2 0		196	A	Belmont	1 0						

Non-Div. I Games:

SIUE

Average RPI Win:	238	WON-LOST	WINNING	LAST 10	STRENGTH OF	OPP. STRENGTH	TEAM	ADJ	CONF.	ADJ CONF.	
Average RPI Loss:	88 <th>RECORD</th> <th>PCT. RANK</th> <th>GAMES</th> <th>SCHEDULE</th> <th>OF SCHEDULE</th> <th>RPI</th> <th>RPI</th> <th>RPI</th> <th>RPI</th>	RECORD	PCT. RANK	GAMES	SCHEDULE	OF SCHEDULE	RPI	RPI	RPI	RPI	
DIV. I ONLY	10-7-5	.56818	115	7-1-2	125	206	125	.51708	124	25	25
DIV. I NON-CONF.	1-6-1	.1875	294	0-1-0	126	81	252	.43719	251	24	24
<hr/>											
TOTALS	RPI 1-25	RPI 26-50		W-L RECORDS	RPI 51-100		RPI 101-150		RPI 150+		
10-7-5	0-1-0	0-0-0		OVERALL	1-4-0		0-1-0		9-1-5		
4-3-1	0-0-0	0-0-0		HOME	0-2-0		0-1-0		4-0-1		
4-4-3	0-1-0	0-0-0		AWAY	0-2-0		0-0-0		4-1-3		
2-0-1	0-0-0	0-0-0		NEUTRAL	1-0-0		0-0-0		1-0-1		
<hr/>											
1-6-1	0-1-0	0-0-0		NON-CONFERENCE	0-3-0		0-1-0		1-1-1		
0-2-0	0-0-0	0-0-0		HOME	0-1-0		0-1-0		0-0-0		
1-4-1	0-1-0	0-0-		AWAY	0-2-0		0-0-0		1-1-1		
0-0-0	0-0-0	0-0-0		NEUTRAL	0-0-0		0-0-0		0-0-0		
<hr/>											
9-1-4	0-0-0	0-0-0		CONFERENCE	1-1-0		0-0-0		8-0-4		
4-1-1	0-0-0	0-0-0		HOME	0-1-0		0-0-0		4-0-1		
3-0-2	0-0-0	0-0-0		AWAY	0-0-0		0-0-0		3-0-2		
2-0-1	0-0-0	0-0-0		NEUTRAL	1-0-0		0-0-0		1-0-1		
<hr/>											
RPI	S	Opponent	Score	RPI	S	Opponent	Score	RPI	S	Opponent	Score
2	A	Texas A&M	0 5					62	H	North Texas	0 2
								72	A	Baylor	0 2
								80	H	Stephen F. Austin	0 2
								80	N	Stephen F. Austin	2 0
								86	A	UTEP	1 2
								117	H	Montana	1 3
								158	A	Sam Houston St.	0 0
								158	N	Sam Houston St.	1 1
								194	A	UTSA	0 1
								209	H	Abilene Christian	1 0
								213	H	Southeastern La.	2 1
								213	N	Southeastern La.	2 1
								237	A	Nicholls St.	1 0
								238	A	Houston	1 1
								249	H	Lamar	1 1
								257	H	McNeese St.	2 1
								279	A	Northwestern St.	1 1
								280	A	A&M-Corpus Christi	2 1
								281	A	Central Ark.	2 0
								298	A	New Mexico St.	3 0
								312	H	Incarnate Word	5 0
<hr/>											
LAST 10 GAMES											
2	A	Texas A&M	0 5	158	A	Sam Houston St.	0 0				
80	N	Stephen F. Austin	2 0	280	A	A&M-Corpus Christi	2 1				
158	N	Sam Houston St.	1 1	237	A	Nicholls St.	1 0				
213	N	Southeastern La.	2 1	281	A	Central Ark.	2 0				
213	H	Southeastern La.	2 1	312	H	Incarnate Word	5 0				

Non-Div. I Games:

Houston Baptist

Average RPI Win: 216		WON-LOST	WINNING	LAST 10	STRENGTH OF		OPP. STRENGTH	TEAM	ADJ	CONF.	ADJ CONF.
Average RPI Loss: 70		RECORD	PCT. RANK	GAMES	SCHEDULE		OF SCHEDULE	RPI	RPI	RPI	RPI
DIV. I ONLY		10-9-2	.52381	149	5-4-1		98	149	124	.51692	125
DIV. I NON-CONF.		5-4-1	.55	142	0-0-1		130	203	130	.51674	131
TOTALS		RPI 1-25	RPI 26-50		W-L RECORDS		RPI 51-100		RPI 101-150		RPI 150+
10-9-2	0-2-0	0-3-0		OVERALL		0-1-0		2-2-0		8-1-2	
4-2-1	0-1-0	0-0-0		HOME		0-0-0		0-1-0		4-0-1	
6-7-1	0-1-0	0-3-0		AWAY		0-1-0		2-1-0		4-1-1	
0-0-0	0-0-0	0-0-0		NEUTRAL		0-0-0		0-0-0		0-0-0	
5-4-1	0-1-0	0-1-0		NON-CONFERENCE		0-0-0		1-2-0		4-0-1	
2-1-0	0-0-0	0-0-0		HOME		0-0-0		0-1-0		2-0-0	
3-3-1	0-1-0	0-0-		AWAY		0-0-0		1-1-0		2-0-1	
0-0-0	0-0-0	0-0-0		NEUTRAL		0-0-0		0-0-0		0-0-0	
5-5-1	0-1-0	0-2-0		CONFERENCE		0-1-0		1-0-0		4-1-1	
2-1-1	0-1-0	0-0-0		HOME		0-0-0		0-0-0		2-0-1	
3-4-0	0-0-0	0-2-0		AWAY		0-1-0		1-0-0		2-1-0	
0-0-0	0-0-0	0-0-0		NEUTRAL		0-0-0		0-0-0		0-0-0	
RPI S	Opponent	Score		RPI S	Opponent	Score		RPI S	Opponent	Score	
6 A	Penn St.	0	7	39 A	Colgate	0	2	65 A	Navy	0	3
23 H	Boston U.	1	2	39 A	Colgate	1	2	111 A	Monmouth	2	0
				43 A	Hofstra	2	4	112 A	Rider	0	1
								128 A	Holy Cross	2	1
								144 H	UMBC	1	2
								160 A	Jacksonville	2	1
								161 A	Army	2	1
								161 A	Army	1	2
								176 A	Loyola Maryland	2	1
								211 H	Lehigh	0	0
								255 H	Lafayette	2	1
								276 A	Stetson	1	0
								282 H	American	3	0
								293 A	Saint Francis (PA)	1	1
								297 H	Robert Morris	1	0
								315 H	Mt. St. Mary's	7	1
LAST 10 GAMES											
39 A	Colgate	1	2	39 A	Colgate	0	2				
161 A	Army	2	1	65 A	Navy	0	3				
23 H	Boston U.	1	2	282 H	American	3	0				
128 A	Holy Cross	2	1	176 A	Loyola Maryland	2	1				
255 H	Lafayette	2	1	293 A	Saint Francis (PA)	1	1				

Non-Div. I Games:

Bucknell

Average RPI Win:		176	WON-LOST RECORD		WINNING PCT. RANK	LAST 10 GAMES	STRENGTH OF SCHEDULE		OPP. STRENGTH OF SCHEDULE	TEAM RPI	ADJ RPI	CONF. RPI	ADJ CONF. RPI		
Average RPI Loss:		81													
DIV. I ONLY		10-8-4	.54545		134	7-1-1	163		79	126	.51688	126	16	16	
DIV. I NON-CONF.		2-8-2	.25		277	0-1-0	149		25	237	.45289	236	13	13	
TOTALS		RPI 1-25	RPI 26-50		W-L RECORDS		RPI 51-100		RPI 101-150		RPI 150+				
10-8-4		0-2-0	0-1-0		OVERALL		0-3-1		2-0-1		8-2-2				
4-4-2		0-1-0	0-1-0		HOME		0-1-1		1-0-1		3-1-0				
4-4-2		0-1-0	0-0-0		AWAY		0-2-0		0-0-0		4-1-2				
2-0-0		0-0-0	0-0-0		NEUTRAL		0-0-0		1-0-0		1-0-0				
2-8-2		0-2-0	0-1-0		NON-CONFERENCE		0-3-1		0-0-0		2-2-1				
1-4-1		0-1-0	0-1-0		HOME		0-1-1		0-0-0		1-1-0				
1-4-1		0-1-0	0-0-		AWAY		0-2-0		0-0-0		1-1-1				
0-0-0		0-0-0	0-0-0		NEUTRAL		0-0-0		0-0-0		0-0-0				
8-0-2		0-0-0	0-0-0		CONFERENCE		0-0-0		2-0-1		6-0-1				
3-0-1		0-0-0	0-0-0		HOME		0-0-0		1-0-1		2-0-0				
3-0-1		0-0-0	0-0-0		AWAY		0-0-0		0-0-0		3-0-1				
2-0-0		0-0-0	0-0-0		NEUTRAL		0-0-0		1-0-0		1-0-0				
RPI S	Opponent	Score		RPI S	Opponent	Score		RPI S	Opponent	Score		RPI S	Opponent	Score	
4 A	Stanford	2	5	48 H	Georgia	1	2	55 A	San Diego	1	2	114 H	Long Beach St.	0	0
12 H	Pepperdine	0	1					56 H	BYU	1	1	114 N	Long Beach St.	2	1
								83 A	Oregon	1	2	139 H	UC Riverside	1	0
								93 H	Michigan St.	0	1	153 H	Cal Poly	1	0
												154 H	UC Irvine	3	1
												163 A	Hawaii	2	1
												167 A	Loyola Marymount	0	1
												174 H	Idaho St.	4	1
												184 A	CSUN	1	0
												184 N	CSUN	1	0
												189 H	Denver	1	2
												208 A	UC Santa Barbara	4	2
												226 A	Oregon St.	0	0
												267 A	UC Davis	1	1
												284 A	Fresno St.	3	0
LAST 10 GAMES															
4 A	Stanford	2	5	139 H	UC Riverside	1	0								
114 N	Long Beach St.	2	1	154 H	UC Irvine	3	1								
184 N	CSUN	1	0	184 A	CSUN	1	0								
153 H	Cal Poly	1	0	114 H	Long Beach St.	0	0								
208 A	UC Santa Barbara	4	2	267 A	UC Davis	1	1								

Non-Div. I Games:

Cal St. Fullerton

Average RPI Win:		190	WON-LOST RECORD		WINNING PCT. RANK		LAST 10 GAMES		STRENGTH OF SCHEDULE		OPP. STRENGTH OF SCHEDULE		TEAM RPI		ADJ RPI		CONF. RPI		ADJ CONF. RPI				
DIV. I ONLY		11-7-1		.60526		92		5-5-0		221		109		127		.5155		127		15		15	
DIV. I NON-CONF.		4-2-1		.64286		86		0-0-0		291		30		152		.49962		152		15		15	
TOTALS		RPI 1-25		RPI 26-50		W-L RECORDS		RPI 51-100		RPI 101-150		RPI 150+											
11-7-1		0-1-0		0-1-0		OVERALL		2-1-1		2-1-0		7-3-0											
6-2-0		0-0-0		0-0-0		HOME		1-0-0		1-1-0		4-1-0											
5-4-1		0-0-0		0-1-0		AWAY		1-1-1		1-0-0		3-2-0											
0-1-0		0-1-0		0-0-0		NEUTRAL		0-0-0		0-0-0		0-0-0											
4-2-1		0-1-0		0-0-0		NON-CONFERENCE		0-1-1		1-0-0		3-0-0											
2-0-0		0-0-0		0-0-0		HOME		0-0-0		1-0-0		1-0-0											
2-1-1		0-0-0		0-0-		AWAY		0-1-1		0-0-0		2-0-0											
0-1-0		0-1-0		0-0-0		NEUTRAL		0-0-0		0-0-0		0-0-0											
7-5-0		0-0-0		0-1-0		CONFERENCE		2-0-0		1-1-0		4-3-0											
4-2-0		0-0-0		0-0-0		HOME		1-0-0		0-1-0		3-1-0											
3-3-0		0-0-0		0-1-0		AWAY		1-0-0		1-0-0		1-2-0											
0-0-0		0-0-0		0-0-0		NEUTRAL		0-0-0		0-0-0		0-0-0											
RPI	S	Opponent		Score		RPI	S	Opponent		Score		RPI	S	Opponent		Score							
14	N	Texas Tech		1	2	35	A	Buffalo		0	2	58	A	Miami (OH)		2	0	118	A	Western Mich.		1	0
												83	A	Oregon		1	1	118	H	Western Mich.		2	3
												93	A	Michigan St.		0	3	148	H	Indiana		2	0
												98	H	Ball St.		2	1	165	H	Kent St.		1	2
																		201	H	Toledo		1	0
																		207	H	Central Mich.		2	0
																		214	H	Fordham		2	0
																		215	A	Northern Ill.		1	3
																		226	A	Oregon St.		1	0
																		244	A	Akron		1	2
																		258	H	Ohio		2	1
																		264	A	Bowling Green		3	0
																		302	A	Ill.-Chicago		4	2
LAST 10 GAMES																							
																		118	H	Western Mich.		2	3
																		264	A	Bowling Green		3	0
																		118	A	Western Mich.		1	0
																		215	A	Northern Ill.		1	3
																		258	H	Ohio		2	1
																		244	A	Akron		1	2

Non-Div. I Games:

Eastern Mich.

Average RPI Win:	249	WON-LOST	WINNING	LAST 10	STRENGTH OF	OPP. STRENGTH	TEAM	ADJ	CONF.	ADJ CONF.	
Average RPI Loss:	101	RECORD	PCT. RANK	GAMES	SCHEDULE	OF SCHEDULE	RPI	RPI	RPI	RPI	
DIV. I ONLY	10-5-3	.63889	70	3-5-2	228	179	128	.51542	128	12	12
DIV. I NON-CONF.	8-0-1	.94444	3	1-0-0	244	278	49	.57394	55	11	11
<hr/>											
TOTALS	RPI 1-25	RPI 26-50		W-L RECORDS		RPI 51-100		RPI 101-150		RPI 150+	
10-5-3	0-1-0	0-1-0		OVERALL		0-1-1		0-1-0		10-1-2	
5-3-2	0-1-0	0-1-0		HOME		0-0-1		0-1-0		5-0-1	
5-2-1	0-0-0	0-0-0		AWAY		0-1-0		0-0-0		5-1-1	
0-0-0	0-0-0	0-0-0		NEUTRAL		0-0-0		0-0-0		0-0-0	
8-0-1	0-0-0	0-0-0		NON-CONFERENCE		0-0-1		0-0-0		8-0-0	
4-0-1	0-0-0	0-0-0		HOME		0-0-1		0-0-0		4-0-0	
4-0-0	0-0-0	0-0-		AWAY		0-0-0		0-0-0		4-0-0	
0-0-0	0-0-0	0-0-0		NEUTRAL		0-0-0		0-0-0		0-0-0	
2-5-2	0-1-0	0-1-0		CONFERENCE		0-1-0		0-1-0		2-1-2	
1-3-1	0-1-0	0-1-0		HOME		0-0-0		0-1-0		1-0-1	
1-2-1	0-0-0	0-0-0		AWAY		0-1-0		0-0-0		1-1-1	
0-0-0	0-0-0	0-0-0		NEUTRAL		0-0-0		0-0-0		0-0-0	
<hr/>											
RPI S	Opponent	Score	RPI S	Opponent	Score	RPI S	Opponent	Score	RPI S	Opponent	Score
23 H	Boston U.	0 3	39 H	Colgate	1 2	65 A	Navy	0 2	125 H	Bucknell	1 2
						76 H	Fairfield	1 1	161 A	Army	1 1
									164 A	New Hampshire	3 0
									176 H	Loyola Maryland	0 0
									211 H	Lehigh	1 0
									228 H	Albany (NY)	2 0
									229 A	Siena	3 0
									235 H	Maine	1 0
									255 A	Lafayette	2 3
									256 H	North Dakota St.	1 0
									278 A	UMass Lowell	2 0
									282 A	American	1 0
									292 A	Bryant	2 1
									311 H	LIU Brooklyn	5 0
<hr/>											
LAST 10 GAMES											
211 H Lehigh			1 0			255 A Lafayette			2 3		
125 H Bucknell			1 2			23 H Boston U.			0 3		
161 A Army			1 1			282 A American			1 0		
65 A Navy			0 2			176 H Loyola Maryland			0 0		
39 H Colgate			1 2			278 A UMass Lowell			2 0		

Non-Div. I Games:

Holy Cross



Average RPI Win:	255	WON-LOST	WINNING	LAST 10	STRENGTH OF	OPP. STRENGTH	TEAM	ADJ	CONF.	ADJ CONF.							
Average RPI Loss:	135	RECORD	PCT. RANK	GAMES	SCHEDULE	OF SCHEDULE	RPI	RPI	RPI	RPI							
DIV. I ONLY	10-4-5	.65789	62	6-2-2	220	277	129	.51517	129	21	20						
DIV. I NON-CONF.	4-2-3	.61111	101	0-0-0	148	307	132	.51662	132	20	20						
<hr/>																	
TOTALS	RPI 1-25	RPI 26-50		W-L RECORDS	RPI 51-100		RPI 101-150		RPI 150+								
10-4-5	0-0-0	0-0-0		OVERALL	0-1-0		0-1-1		10-2-4								
5-3-1	0-0-0	0-0-0		HOME	0-0-0		0-1-0		5-2-1								
5-1-4	0-0-0	0-0-0		AWAY	0-1-0		0-0-1		5-0-3								
0-0-0	0-0-0	0-0-0		NEUTRAL	0-0-0		0-0-0		0-0-0								
<hr/>																	
4-2-3	0-0-0	0-0-0		NON-CONFERENCE	0-1-0		0-0-1		4-1-2								
1-1-1	0-0-0	0-0-0		HOME	0-0-0		0-0-0		1-1-1								
3-1-2	0-0-0	0-0-		AWAY	0-1-0		0-0-1		3-0-1								
0-0-0	0-0-0	0-0-0		NEUTRAL	0-0-0		0-0-0		0-0-0								
<hr/>																	
6-2-2	0-0-0	0-0-0		CONFERENCE	0-0-0		0-1-0		6-1-2								
4-2-0	0-0-0	0-0-0		HOME	0-0-0		0-1-0		4-1-0								
2-0-2	0-0-0	0-0-0		AWAY	0-0-0		0-0-0		2-0-2								
0-0-0	0-0-0	0-0-0		NEUTRAL	0-0-0		0-0-0		0-0-0								
<hr/>																	
RPI S	Opponent	Score	RPI S	Opponent	Score	RPI S	Opponent	Score	RPI S	Opponent	Score						
						76 A	Fairfield	1 3	131 A	Central Conn. St.	0 0						
						144 H	UMBC	0 1									
						156 H	Fairleigh Dickinson	3 4									
						164 A	New Hampshire	1 0									
						164 H	New Hampshire	1 2									
						221 H	Wagner	2 2									
						228 H	Albany (NY)	1 0									
						228 H	Albany (NY)	1 0									
						229 A	Siena	0 0									
						234 A	Stony Brook	0 0									
						235 A	Maine	0 0									
						236 A	Sacred Heart	2 1									
						239 H	Binghamton	1 0									
						275 H	Iona	5 1									
						278 H	UMass Lowell	5 1									
						289 A	Vermont	2 1									
						292 A	Bryant	1 0									
						318 A	NJIT	1 0									
						LAST 10 GAMES											
						164 H New Hampshire			1 2	235 A Maine			0 0				
228 H Albany (NY)			1 0	164 A New Hampshire			1 0										
289 A Vermont			2 1	239 H Binghamton			1 0										
234 A Stony Brook			0 0	278 H UMass Lowell			5 1										
144 H UMBC			0 1	228 H Albany (NY)			1 0										

Non-Div. I Games:

Hartford

Average RPI Win: 247		WON-LOST	WINNING	LAST 10	STRENGTH OF		OPP. STRENGTH	TEAM	ADJ	CONF.	ADJ CONF.
Average RPI Loss: 105		RECORD	PCT. RANK	GAMES	SCHEDULE		OF SCHEDULE	RPI	RPI	RPI	RPI
DIV. I ONLY		15-6-0	.71429	37	7-3-0		282	256	130	.515	130
DIV. I NON-CONF.		8-2-0	.8	28	0-0-0		305	279	139	.51021	140
TOTALS		RPI 1-25	RPI 26-50		W-L RECORDS		RPI 51-100		RPI 101-150		RPI 150+
15-6-0		0-0-0	0-0-0		OVERALL		1-3-0		2-2-0		12-1-0
10-2-0		0-0-0	0-0-0		HOME		0-1-0		2-1-0		8-0-0
5-3-0		0-0-0	0-0-0		AWAY		1-1-0		0-1-0		4-1-0
0-1-0		0-0-0	0-0-0		NEUTRAL		0-1-0		0-0-0		0-0-0
8-2-0		0-0-0	0-0-0		NON-CONFERENCE		0-2-0		0-0-0		8-0-0
6-1-0		0-0-0	0-0-0		HOME		0-1-0		0-0-0		6-0-0
2-1-0		0-0-0	0-0-		AWAY		0-1-0		0-0-0		2-0-0
0-0-0		0-0-0	0-0-0		NEUTRAL		0-0-0		0-0-0		0-0-0
7-4-0		0-0-0	0-0-0		CONFERENCE		1-1-0		2-2-0		4-1-0
4-1-0		0-0-0	0-0-0		HOME		0-0-0		2-1-0		2-0-0
3-2-0		0-0-0	0-0-0		AWAY		1-0-0		0-1-0		2-1-0
0-1-0		0-0-0	0-0-0		NEUTRAL		0-1-0		0-0-0		0-0-0
RPI S	Opponent	Score	RPI S	Opponent	Score	RPI S	Opponent	Score	RPI S	Opponent	Score
						57 H	Tennessee	0 3	101 A	Mercer	1 2
						79 A	George Washington	1 3	103 H	Furman	0 3
						85 A	Samford	3 1	135 H	UNC Greensboro	3 2
						85 N	Samford	1 2	135 H	UNC Greensboro	3 1
									171 H	Appalachian St.	1 0
									192 H	Campbell	3 2
									206 A	Western Caro.	2 3
									233 H	Wofford	3 0
									243 H	Radford	3 2
									283 A	Howard	4 3
									304 A	Tennessee Tech	5 1
									305 A	Citadel	5 3
									319 H	VMI	7 0
									322 H	USC Upstate	5 0
									323 H	Alabama A&M	12 0
									327 A	Chattanooga	5 1
									330 H	South Carolina St.	6 1
LAST 10 GAMES											
						85 N	Samford	1 2	305 A	Citadel	5 3
						135 H	UNC Greensboro	3 2	101 A	Mercer	1 2
						206 A	Western Caro.	2 3	327 A	Chattanooga	5 1
						135 H	UNC Greensboro	3 1	85 A	Samford	3 1
						319 H	VMI	7 0	233 H	Wofford	3 0

Non-Div. I Games:

East Tenn. St.

Average RPI Win:		204	WON-LOST RECORD		WINNING PCT. RANK		LAST 10 GAMES		STRENGTH OF SCHEDULE		OPP. STRENGTH OF SCHEDULE		TEAM RPI		ADJ RPI		CONF. RPI		ADJ CONF. RPI				
Average RPI Loss:		158																					
DIV. I ONLY			11-6-4		.61905 85		7-2-1		197		250		131		.5144 131		29		29				
DIV. I NON-CONF.			5-4-2		.54545 150		1-1-0		114		147		112		.52371 112		29		29				
TOTALS		RPI 1-25		RPI 26-50		W-L RECORDS		RPI 51-100		RPI 101-150		RPI 150+											
11-6-4		0-1-0		0-1-0		OVERALL		1-1-0		1-0-1		9-3-3											
7-1-3		0-1-0		0-0-0		HOME		1-0-0		1-0-1		5-0-2											
2-5-1		0-0-0		0-1-0		AWAY		0-1-0		0-0-0		2-3-1											
2-0-0		0-0-0		0-0-0		NEUTRAL		0-0-0		0-0-0		2-0-0											
5-4-2		0-1-0		0-1-0		NON-CONFERENCE		1-1-0		1-0-1		3-1-1											
4-1-2		0-1-0		0-0-0		HOME		1-0-0		1-0-1		2-0-1											
0-3-0		0-0-0		0-0-		AWAY		0-1-0		0-0-0		0-1-0											
1-0-0		0-0-0		0-0-0		NEUTRAL		0-0-0		0-0-0		1-0-0											
6-2-2		0-0-0		0-0-0		CONFERENCE		0-0-0		0-0-0		6-2-2											
3-0-1		0-0-0		0-0-0		HOME		0-0-0		0-0-0		3-0-1											
2-2-1		0-0-0		0-0-0		AWAY		0-0-0		0-0-0		2-2-1											
1-0-0		0-0-0		0-0-0		NEUTRAL		0-0-0		0-0-0		1-0-0											
RPI	S	Opponent		Score		RPI	S	Opponent		Score		RPI	S	Opponent		Score							
19	H	UConn		1	3	41	A	Harvard		0	6	76	H	Fairfield		3	0	108	H	Yale		4	0
												82	A	St. John's (NY)		0	2	129	H	Hartford		0	0
																		156	A	Fairleigh Dickinson		2	0
																		156	H	Fairleigh Dickinson		1	0
																		164	N	New Hampshire		1	0
																		211	H	Lehigh		2	1
																		221	A	Wagner		0	1
																		221	N	Wagner		2	1
																		235	H	Maine		3	3
																		236	H	Sacred Heart		2	0
																		289	A	Vermont		2	3
																		292	H	Bryant		4	1
																		293	A	Saint Francis (PA)		0	1
																		297	A	Robert Morris		1	1
																		311	A	LIU Brooklyn		1	0
																		315	H	Mt. St. Mary's		1	1
																		318	H	NJIT		2	0
LAST 10 GAMES																							
41 A Harvard						0	6	292 H Bryant						4	1								
156 A Fairleigh Dickinson						2	0	221 A Wagner						0	1								
221 N Wagner						2	1	236 H Sacred Heart						2	0								
315 H Mt. St. Mary's						1	1	108 H Yale						4	0								
311 A LIU Brooklyn						1	0	156 H Fairleigh Dickinson						1	0								

Non-Div. I Games:

Central Conn. St.

Average RPI Win:	185	WON-LOST RECORD	WINNING PCT. RANK	LAST 10 GAMES	STRENGTH OF SCHEDULE	OPP. STRENGTH OF SCHEDULE	TEAM RPI	ADJ RPI	CONF. RPI	ADJ CONF. RPI	
Average RPI Loss:	56										
DIV. I ONLY	10-8-2	.55	123	4-6-0	188	74	132	.5143	132	6	6
DIV. I NON-CONF.	6-2-2	.7	59	0-0-0	280	115	136	.51299	136	6	6
<hr/>											
TOTALS	RPI 1-25	RPI 26-50		W-L RECORDS	RPI 51-100		RPI 101-150		RPI 150+		
10-8-2	1-4-0	0-0-0		OVERALL	2-3-0		1-1-0		6-0-2		
7-1-1	1-0-0	0-0-0		HOME	0-0-0		1-1-0		5-0-1		
3-7-1	0-4-0	0-0-0		AWAY	2-3-0		0-0-0		1-0-1		
0-0-0	0-0-0	0-0-0		NEUTRAL	0-0-0		0-0-0		0-0-0		
<hr/>											
6-2-2	0-1-0	0-0-0		NON-CONFERENCE	1-1-0		1-0-0		4-0-2		
4-0-1	0-0-0	0-0-0		HOME	0-0-0		1-0-0		3-0-1		
2-2-1	0-1-0	0-0-		AWAY	1-1-0		0-0-0		1-0-1		
0-0-0	0-0-0	0-0-0		NEUTRAL	0-0-0		0-0-0		0-0-0		
<hr/>											
4-6-0	1-3-0	0-0-0		CONFERENCE	1-2-0		0-1-0		2-0-0		
3-1-0	1-0-0	0-0-0		HOME	0-0-0		0-1-0		2-0-0		
1-5-0	0-3-0	0-0-0		AWAY	1-2-0		0-0-0		0-0-0		
0-0-0	0-0-0	0-0-0		NEUTRAL	0-0-0		0-0-0		0-0-0		
<hr/>											
RPI S	Opponent	Score	RPI S	Opponent	Score	RPI S	Opponent	Score	RPI S	Opponent	Score
17 A	UCF	0 2				60 A	Memphis	1 3	121 H	Temple	1 2
19 H	UConn	3 0				85 A	Samford	2 1	133 H	Syracuse	3 1
20 A	DePaul	1 3				90 A	Tulsa	1 2	151 A	Marshall	1 1
22 A	South Fla.	2 3				91 A	East Carolina	3 0	200 H	SMU	1 0
22 A	South Fla.	2 4				96 A	Vanderbilt	2 3	208 H	UC Santa Barbara	2 2
									232 A	Mississippi St.	1 0
									238 H	Houston	1 0
									263 H	Xavier	2 0
									293 H	Saint Francis (PA)	5 0
									300 H	Eastern Ky.	9 0
<hr/>											
LAST 10 GAMES											
22 A	South Fla.	2 3	90 A	Tulsa	1 2						
17 A	UCF	0 2	60 A	Memphis	1 3						
22 A	South Fla.	2 4	91 A	East Carolina	3 0						
238 H	Houston	1 0	19 H	UConn	3 0						
200 H	SMU	1 0	121 H	Temple	1 2						

Non-Div. I Games:

Cincinnati

Average RPI Win: 199		WON-LOST	WINNING	LAST 10	STRENGTH OF		OPP. STRENGTH	TEAM	ADJ	CONF.	ADJ CONF.
Average RPI Loss: 53		RECORD	PCT. RANK	GAMES	SCHEDULE		OF SCHEDULE	RPI	RPI	RPI	RPI
DIV. I ONLY		5-10-4	.36842	247	2-7-1		58	33	135	.51405	133
DIV. I NON-CONF.		3-3-3	.5	154	0-1-0		76	67	100	.53282	99
TOTALS		RPI 1-25	RPI 26-50		W-L RECORDS		RPI 51-100		RPI 101-150		RPI 150+
5-10-4	0-5-1	1-2-1		OVERALL		0-0-0		0-2-2		4-1-0	
1-4-1	0-3-1	1-0-0		HOME		0-0-0		0-0-0		0-1-0	
2-6-2	0-2-0	0-2-0		AWAY		0-0-0		0-2-2		2-0-0	
2-0-1	0-0-0	0-0-1		NEUTRAL		0-0-0		0-0-0		2-0-0	
3-3-3	0-1-1	0-1-1		NON-CONFERENCE		0-0-0		0-1-1		3-0-0	
0-0-1	0-0-1	0-0-0		HOME		0-0-0		0-0-0		0-0-0	
1-3-1	0-1-0	0-0-		AWAY		0-0-0		0-1-1		1-0-0	
2-0-1	0-0-0	0-0-1		NEUTRAL		0-0-0		0-0-0		2-0-0	
2-7-1	0-4-0	1-1-0		CONFERENCE		0-0-0		0-1-1		1-1-0	
1-4-0	0-3-0	1-0-0		HOME		0-0-0		0-0-0		0-1-0	
1-3-1	0-1-0	0-1-0		AWAY		0-0-0		0-1-1		1-0-0	
0-0-0	0-0-0	0-0-0		NEUTRAL		0-0-0		0-0-0		0-0-0	
RPI S	Opponent	Score		RPI S	Opponent	Score		RPI S	Opponent	Score	
1 A	Florida St.	0	2	29 A	Clemson	0	1	105 A	Louisville	0	1
6 A	Penn St.	0	2	34 N	Missouri	0	0	110 A	Wake Forest	0	0
8 H	North Carolina	1	2	39 A	Colgate	0	1	116 A	Drexel	2	2
13 H	Notre Dame	0	2	45 H	Boston College	3	0	132 A	Cincinnati	1	3
16 H	Virginia Tech	0	5					157 A	Miami (FL)	1	0
19 H	UConn	1	1					182 H	Pittsburgh	0	1
								228 A	Albany (NY)	5	1
								278 N	UMass Lowell	4	0
								289 N	Vermont	3	2
LAST 10 GAMES											
8 H	North Carolina	1	2	1 A	Florida St.	0	2				
110 A	Wake Forest	0	0	45 H	Boston College	3	0				
16 H	Virginia Tech	0	5	182 H	Pittsburgh	0	1				
13 H	Notre Dame	0	2	157 A	Miami (FL)	1	0				
29 A	Clemson	0	1	132 A	Cincinnati	1	3				

Non-Div. I Games:

Syracuse

Average RPI Win:	209	WON-LOST	WINNING	LAST 10	STRENGTH OF	OPP. STRENGTH	TEAM	ADJ	CONF.	ADJ CONF.	
Average RPI Loss:	109	RECORD	PCT. RANK	GAMES	SCHEDULE	OF SCHEDULE	RPI	RPI	RPI	RPI	
DIV. I ONLY	11-6-3	.625	80	5-3-2	227	178	136	.51311	134	11	11
DIV. I NON-CONF.	6-1-1	.8125	24	0-0-0	319	299	162	.49624	160	12	12
TOTALS	RPI 1-25	RPI 26-50	W-L RECORDS		RPI 51-100	RPI 101-150		RPI 150+			
11-6-3	0-0-0	0-2-0	OVERALL		1-1-1	2-2-0		8-1-2			
8-1-0	0-0-0	0-0-0	HOME		1-0-0	1-1-0		6-0-0			
3-4-2	0-0-0	0-1-0	AWAY		0-1-0	1-1-0		2-1-2			
0-1-1	0-0-0	0-1-0	NEUTRAL		0-0-1	0-0-0		0-0-0			
6-1-1	0-0-0	0-0-0	NON-CONFERENCE		1-0-0	0-0-0		5-1-1			
4-0-0	0-0-0	0-0-0	HOME		1-0-0	0-0-0		3-0-0			
2-1-1	0-0-0	0-0-	AWAY		0-0-0	0-0-0		2-1-1			
0-0-0	0-0-0	0-0-0	NEUTRAL		0-0-0	0-0-0		0-0-0			
5-5-2	0-0-0	0-2-0	CONFERENCE		0-1-1	2-2-0		3-0-1			
4-1-0	0-0-0	0-0-0	HOME		0-0-0	1-1-0		3-0-0			
1-3-1	0-0-0	0-1-0	AWAY		0-1-0	1-1-0		0-0-1			
0-1-1	0-0-0	0-1-0	NEUTRAL		0-0-1	0-0-0		0-0-0			
RPI S	Opponent	Score	RPI S	Opponent	Score	RPI S	Opponent	Score	RPI S	Opponent	Score
			46 A Rice	0	6	62 A North Texas	0	1	102 H Western Ky.	1	0
			46 N Rice	0	1	73 H Troy	4	2	120 A Charlotte	0	3
						86 N UTEP	1	1	146 H Middle Tenn.	0	1
									147 A Old Dominion	2	0
									151 H Marshall	2	1
									172 H Fla. Atlantic	1	0
									180 H La.-Lafayette	2	0
									210 H UAB	2	1
									232 A Mississippi St.	1	2
									265 A Southern Miss.	0	0
									281 A Central Ark.	2	2
									306 H Jackson St.	7	0
									309 A Eastern Ill.	3	1
									316 A Southern U.	2	1
									328 H Grambling	9	0
LAST 10 GAMES											
			46 N Rice	0	1	265 A Southern Miss.	0	0			
			86 N UTEP	1	1	147 A Old Dominion	2	0			
			172 H Fla. Atlantic	1	0	120 A Charlotte	0	3			
			151 H Marshall	2	1	210 H UAB	2	1			
			102 H Western Ky.	1	0	146 H Middle Tenn.	0	1			

Non-Div. I Games:      Lewis      6      0      Louisiana Col.      8      0

Louisiana Tech

Average RPI Win:		202	WON-LOST		WINNING		LAST 10		STRENGTH OF		OPP. STRENGTH		TEAM	ADJ		CONF.		ADJ CONF.	
Average RPI Loss:		90	RECORD		PCT. RANK		GAMES		SCHEDULE		OF SCHEDULE		RPI	RPI		RPI		RPI	
DIV. I ONLY			9-8-3		.525 145		5-4-1		116		193		138	.51297 135		20		21	
DIV. I NON-CONF.			4-4-2		.5 154		0-0-0		80		103		108	.52742 106		23		23	
TOTALS		RPI 1-25		RPI 26-50		W-L RECORDS		RPI 51-100		RPI 101-150		RPI 150+							
9-8-3		0-1-0		0-1-0		OVERALL		3-2-0		0-4-1		6-0-2							
5-4-1		0-0-0		0-0-0		HOME		2-2-0		0-2-0		3-0-1							
4-4-1		0-1-0		0-1-0		AWAY		1-0-0		0-2-1		3-0-0							
0-0-1		0-0-0		0-0-0		NEUTRAL		0-0-0		0-0-0		0-0-1							
4-4-2		0-1-0		0-1-0		NON-CONFERENCE		3-1-0		0-1-0		1-0-2							
3-2-1		0-0-0		0-0-0		HOME		2-1-0		0-1-0		1-0-1							
1-2-0		0-1-0		0-0-		AWAY		1-0-0		0-0-0		0-0-0							
0-0-1		0-0-0		0-0-0		NEUTRAL		0-0-0		0-0-0		0-0-1							
5-4-1		0-0-0		0-0-0		CONFERENCE		0-1-0		0-3-1		5-0-0							
2-2-0		0-0-0		0-0-0		HOME		0-1-0		0-1-0		2-0-0							
3-2-1		0-0-0		0-0-0		AWAY		0-0-0		0-2-1		3-0-0							
0-0-0		0-0-0		0-0-0		NEUTRAL		0-0-0		0-0-0		0-0-0							
RPI S	Opponent		Score		RPI S	Opponent		Score		RPI S	Opponent		Score		RPI S	Opponent		Score	
11 A	West Virginia		0 2		48 A	Georgia		0 3		81 A	Liberty		1 0		101 A	Mercer		1 1	
										85 H	Samford		0 1		103 H	Furman		1 4	
										91 H	East Carolina		0 1		120 H	Charlotte		0 1	
										94 H	High Point		3 0		130 A	East Tenn. St.		1 3	
										95 H	James Madison		1 0		130 A	East Tenn. St.		2 3	
															161 H	Army		2 1	
															206 A	Western Caro.		1 0	
															233 H	Wofford		2 1	
															247 H	North Carolina St.		2 2	
															285 N	Indiana St.		2 2	
															305 A	Citadel		4 1	
															319 A	VMI		4 1	
															327 H	Chattanooga		9 0	
LAST 10 GAMES																			

Non-Div. I Games:

UNC Greensboro

Average RPI Win:	229	WON-LOST	WINNING	LAST 10	STRENGTH OF	OPP. STRENGTH	TEAM	ADJ	CONF.	ADJ CONF.	
Average RPI Loss:	110	RECORD	PCT. RANK	GAMES	SCHEDULE	OF SCHEDULE	RPI	RPI	RPI	RPI	
DIV. I ONLY	11-6-2	.63158	77	6-2-2	234	166	133	.51275	136	22	22
DIV. I NON-CONF.	5-3-0	.625	91	0-0-0	164	88	98	.53464	98	21	21
<hr/>											
TOTALS	RPI 1-25	RPI 26-50		W-L RECORDS	RPI 51-100		RPI 101-150		RPI 150+		
11-6-2	0-0-0	0-2-0		OVERALL	0-1-0		2-1-0		9-2-2		
6-1-1	0-0-0	0-0-0		HOME	0-0-0		1-0-0		5-1-1		
5-5-0	0-0-0	0-2-0		AWAY	0-1-0		1-1-0		4-1-0		
0-0-1	0-0-0	0-0-0		NEUTRAL	0-0-0		0-0-0		0-0-1		
<hr/>											
5-3-0	0-0-0	0-2-0		NON-CONFERENCE	0-1-0		2-0-0		3-0-0		
3-0-0	0-0-0	0-0-0		HOME	0-0-0		1-0-0		2-0-0		
2-3-0	0-0-0	0-0-		AWAY	0-1-0		1-0-0		1-0-0		
0-0-0	0-0-0	0-0-0		NEUTRAL	0-0-0		0-0-0		0-0-0		
<hr/>											
6-3-2	0-0-0	0-0-0		CONFERENCE	0-0-0		0-1-0		6-2-2		
3-1-1	0-0-0	0-0-0		HOME	0-0-0		0-0-0		3-1-1		
3-2-0	0-0-0	0-0-0		AWAY	0-0-0		0-1-0		3-1-0		
0-0-1	0-0-0	0-0-0		NEUTRAL	0-0-0		0-0-0		0-0-1		
<hr/>											
RPI S	Opponent	Score	RPI S	Opponent	Score	RPI S	Opponent	Score	RPI S	Opponent	Score
			34 A	Missouri	0 1	90 A	Tulsa	0 1	123 A	SIUE	1 2
			47 A	Oklahoma St.	0 1				138 H	Evansville	1 0
									141 A	Kennesaw St.	1 0
									155 A	Southeast Mo. St.	2 1
									173 H	Morehead St.	1 1
									177 A	Jacksonville St.	1 2
									177 N	Jacksonville St.	1 1
									187 H	Murray St.	0 1
									194 A	Georgia St.	2 0
									196 A	Belmont	4 2
									205 H	Saint Louis	3 2
									285 H	Indiana St.	3 0
									288 H	Austin Peay	4 2
									300 H	Eastern Ky.	4 0
									304 H	Tennessee Tech	5 1
									309 A	Eastern Ill.	2 1
<hr/>											
LAST 10 GAMES											
			177 N	Jacksonville St.	1 1	173 H	Morehead St.	1 1			
			187 H	Murray St.	0 1	300 H	Eastern Ky.	4 0			
			288 H	Austin Peay	4 2	123 A	SIUE	1 2			
			196 A	Belmont	4 2	155 A	Southeast Mo. St.	2 1			
			309 A	Eastern Ill.	2 1	304 H	Tennessee Tech	5 1			

Non-Div. I Games: Bethel (TN) 6 0

UT Martin



Average RPI Win: 175		WON-LOST RECORD		WINNING PCT. RANK		LAST 10 GAMES		STRENGTH OF SCHEDULE		OPP. STRENGTH OF SCHEDULE		TEAM RPI		ADJ RPI		CONF. RPI		ADJ CONF. RPI	
DIV. I ONLY		5-13-2		.3 280		1-8-1		33		36		145		.51185 137		2		2	
DIV. I NON-CONF.		4-4-1		.5 154		0-0-0		35		133		77		.55271 75		1		1	
TOTALS		RPI 1-25		RPI 26-50		W-L RECORDS		RPI 51-100		RPI 101-150		RPI 150+							
5-13-2		0-5-0		0-3-1		OVERALL		2-5-1		0-0-0		3-0-0							
3-6-2		0-4-0		0-1-1		HOME		1-1-1		0-0-0		2-0-0							
2-7-0		0-1-0		0-2-0		AWAY		1-4-0		0-0-0		1-0-0							
0-0-0		0-0-0		0-0-0		NEUTRAL		0-0-0		0-0-0		0-0-0							
4-4-1		0-0-0		0-1-0		NON-CONFERENCE		2-3-1		0-0-0		2-0-0							
3-1-1		0-0-0		0-1-0		HOME		1-0-1		0-0-0		2-0-0							
1-3-0		0-0-0		0-0-		AWAY		1-3-0		0-0-0		0-0-0							
0-0-0		0-0-0		0-0-0		NEUTRAL		0-0-0		0-0-0		0-0-0							
1-9-1		0-5-0		0-2-1		CONFERENCE		0-2-0		0-0-0		1-0-0							
0-5-1		0-4-0		0-0-1		HOME		0-1-0		0-0-0		0-0-0							
1-4-0		0-1-0		0-2-0		AWAY		0-1-0		0-0-0		1-0-0							
0-0-0		0-0-0		0-0-0		NEUTRAL		0-0-0		0-0-0		0-0-0							
RPI	S	Opponent		Score		RPI	S	Opponent		Score		RPI	S	Opponent		Score			
2	H	Texas A&M		1 4		34	A	Missouri		1 3		56	A	BYU		4 3			
7	H	Florida		0 3		42	H	Arkansas		3 3		57	A	Tennessee		1 2			
10	A	South Carolina		0 1		46	H	Rice		0 1		59	A	Duke		0 1			
18	H	Kentucky		0 2		48	A	Georgia		0 2		66	H	Alabama		2 3			
25	H	Auburn		0 2								69	A	TCU		0 2			
												73	H	Troy		2 0			
												77	A	Marquette		1 2			
												80	H	Stephen F. Austin		0 0			
LAST 10 GAMES																			
25	H	Auburn		0 2		66	H	Alabama		2 3									
7	H	Florida		0 3		10	A	South Carolina		0 1									
18	H	Kentucky		0 2		232	A	Mississippi St.		2 0									
48	A	Georgia		0 2		42	H	Arkansas		3 3									
57	A	Tennessee		1 2		2	H	Texas A&M		1 4									

Non-Div. I Games:

LSU

Average RPI Win:	242	WON-LOST	WINNING	LAST 10	STRENGTH OF	OPP. STRENGTH	TEAM	ADJ	CONF.	ADJ CONF.	
Average RPI Loss:	127	RECORD	PCT. RANK	GAMES	SCHEDULE	OF SCHEDULE	RPI	RPI	RPI	RPI	
DIV. I ONLY	11-6-3	.625	80	6-3-1	219	210	137	.51119	138	18	18
DIV. I NON-CONF.	7-3-2	.66667	73	2-0-0	222	239	134	.51366	135	18	18
<hr/>											
TOTALS	RPI 1-25	RPI 26-50		W-L RECORDS	RPI 51-100		RPI 101-150		RPI 150+		
11-6-3	0-0-0	0-2-0		OVERALL	0-0-1		0-2-0		11-2-2		
8-2-0	0-0-0	0-1-0		HOME	0-0-0		0-0-0		8-1-0		
2-4-3	0-0-0	0-1-0		AWAY	0-0-1		0-2-0		2-1-2		
1-0-0	0-0-0	0-0-0		NEUTRAL	0-0-0		0-0-0		1-0-0		
<hr/>											
7-3-2	0-0-0	0-0-0		NON-CONFERENCE	0-0-1		0-2-0		7-1-1		
6-1-0	0-0-0	0-0-0		HOME	0-0-0		0-0-0		6-1-0		
1-2-2	0-0-0	0-0-		AWAY	0-0-1		0-2-0		1-0-1		
0-0-0	0-0-0	0-0-0		NEUTRAL	0-0-0		0-0-0		0-0-0		
<hr/>											
4-3-1	0-0-0	0-2-0		CONFERENCE	0-0-0		0-0-0		4-1-1		
2-1-0	0-0-0	0-1-0		HOME	0-0-0		0-0-0		2-0-0		
1-2-1	0-0-0	0-1-0		AWAY	0-0-0		0-0-0		1-1-1		
1-0-0	0-0-0	0-0-0		NEUTRAL	0-0-0		0-0-0		1-0-0		
<hr/>											
RPI	S	Opponent	Score	RPI	S	Opponent	Score	RPI	S	Opponent	Score
				32	A	Illinois St.	1 2	88	A	Valparaiso	0 0
				32	H	Illinois St.	0 1				
								102	A	Western Ky.	0 2
								136	A	UT Martin	0 1
								155	H	Southeast Mo. St.	1 0
								168	H	Butler	1 0
								196	A	Belmont	2 0
								205	H	Saint Louis	1 4
								217	A	Drake	1 0
								217	N	Drake	2 0
								219	A	Missouri St.	1 1
								254	A	Loyola Chicago	0 1
								264	H	Bowling Green	2 0
								266	H	UNI	3 0
								271	A	IUPUI	0 0
								285	H	Indiana St.	2 0
								288	H	Austin Peay	3 0
								300	H	Eastern Ky.	1 0
								304	H	Tennessee Tech	7 0
<hr/>											
				LAST 10 GAMES							
				32	A	Illinois St.	1 2	219	A	Missouri St.	1 1
				217	N	Drake	2 0	32	H	Illinois St.	0 1
				254	A	Loyola Chicago	0 1	217	A	Drake	1 0
				266	H	UNI	3 0	304	H	Tennessee Tech	7 0
				285	H	Indiana St.	2 0	196	A	Belmont	2 0

Non-Div. I Games:

Evansville

Average RPI Win:		196	WON-LOST RECORD		WINNING PCT. RANK	LAST 10 GAMES		STRENGTH OF SCHEDULE		OPP. STRENGTH OF SCHEDULE	TEAM RPI	ADJ RPI	CONF. RPI	ADJ CONF. RPI			
Average RPI Loss:		121															
DIV. I ONLY			8-7-3	.52778	137	4-5-1		136		140	140	.51108	139	16	16		
DIV. I NON-CONF.			5-3-2	.6	108	1-1-0		74		142	75	.55074	77	13	13		
TOTALS		RPI 1-25		RPI 26-50		W-L RECORDS		RPI 51-100		RPI 101-150		RPI 150+					
8-7-3		0-1-0		0-1-1		OVERALL		1-0-0		1-1-1		6-4-1					
6-1-0		0-0-0		0-0-0		HOME		0-0-0		1-0-0		5-1-0					
0-6-3		0-1-0		0-1-1		AWAY		0-0-0		0-1-1		0-3-1					
2-0-0		0-0-0		0-0-0		NEUTRAL		1-0-0		0-0-0		1-0-0					
5-3-2		0-1-0		0-1-1		NON-CONFERENCE		1-0-0		0-0-1		4-1-0					
3-0-0		0-0-0		0-0-0		HOME		0-0-0		0-0-0		3-0-0					
0-3-2		0-1-0		0-1-		AWAY		0-0-0		0-0-1		0-1-0					
2-0-0		0-0-0		0-0-0		NEUTRAL		1-0-0		0-0-0		1-0-0					
3-4-1		0-0-0		0-0-0		CONFERENCE		0-0-0		1-1-0		2-3-1					
3-1-0		0-0-0		0-0-0		HOME		0-0-0		1-0-0		2-1-0					
0-3-1		0-0-0		0-0-0		AWAY		0-0-0		0-1-0		0-2-1					
0-0-0		0-0-0		0-0-0		NEUTRAL		0-0-0		0-0-0		0-0-0					
RPI	S	Opponent		Score		RPI	S	Opponent		Score		RPI	S	Opponent		Score	
14	A	Texas Tech		2	3	38	A	Southern California		1	8	99	N	Northern Ariz.		4	2
						50	A	San Diego St.		2	2						
														106	A	Utah Valley	1 1
														114	H	Long Beach St.	1 0
														126	A	Cal St. Fullerton	0 1
														153	H	Cal Poly	2 3
														154	H	UC Irvine	1 0
														163	A	Hawaii	1 2
														169	A	Utah St.	0 1
														184	A	CSUN	0 1
														202	N	Grand Canyon	3 0
														208	H	UC Santa Barbara	3 2
														227	H	Duquesne	2 0
														266	H	UNI	3 0
														267	A	UC Davis	0 0
														295	H	Bakersfield	4 0
LAST 10 GAMES																	
						114	H	Long Beach St.		1	0	154	H	UC Irvine		1	0
						126	A	Cal St. Fullerton		0	1	163	A	Hawaii		1	2
						153	H	Cal Poly		2	3	267	A	UC Davis		0	0
						208	H	UC Santa Barbara		3	2	14	A	Texas Tech		2	3
						184	A	CSUN		0	1	227	H	Duquesne		2	0

Non-Div. I Games:

UC Riverside

Average RPI Win:		204	WON-LOST RECORD		WINNING PCT. RANK		LAST 10 GAMES		STRENGTH OF SCHEDULE		OPP. STRENGTH OF SCHEDULE		TEAM RPI		ADJ RPI		CONF. RPI		ADJ CONF. RPI	
DIV. I ONLY			10-6-2		.61111	90	7-3-0		225		134		134		.51081	140		17		17
DIV. I NON-CONF.			2-3-0		.4	217	0-0-0		277		89		248		.43972	248		16		16
TOTALS		RPI 1-25		RPI 26-50		W-L RECORDS		RPI 51-100		RPI 101-150		RPI 150+								
10-6-2		0-1-0		1-0-0		OVERALL		0-2-0		1-1-0		8-2-2								
5-3-1		0-1-0		0-0-0		HOME		0-1-0		1-0-0		4-1-1								
4-0-1		0-0-0		1-0-0		AWAY		0-0-0		0-0-0		3-0-1								
1-3-0		0-0-0		0-0-0		NEUTRAL		0-1-0		0-1-0		1-1-0								
2-3-0		0-1-0		0-0-0		NON-CONFERENCE		0-1-0		0-0-0		2-1-0								
2-1-0		0-1-0		0-0-0		HOME		0-0-0		0-0-0		2-0-0								
0-0-0		0-0-0		0-0-		AWAY		0-0-0		0-0-0		0-0-0								
0-2-0		0-0-0		0-0-0		NEUTRAL		0-1-0		0-0-0		0-1-0								
8-3-2		0-0-0		1-0-0		CONFERENCE		0-1-0		1-1-0		6-1-2								
3-2-1		0-0-0		0-0-0		HOME		0-1-0		1-0-0		2-1-1								
4-0-1		0-0-0		1-0-0		AWAY		0-0-0		0-0-0		3-0-1								
1-1-0		0-0-0		0-0-0		NEUTRAL		0-0-0		0-1-0		1-0-0								
RPI	S	Opponent		Score		RPI	S	Opponent		Score		RPI	S	Opponent		Score				
7	H	Florida		0 4		50	A	San Diego St.		2 1		77	N	Marquette		1 2				
												84	H	Colorado Col.		0 2				
														122	H	Wyoming	2 1			
														122	N	Wyoming	1 2			
														159	A	UNLV	1 0			
														166	H	Boise St.	1 0			
														166	N	Boise St.	2 1			
														169	H	Utah St.	0 2			
														222	A	San Jose St.	1 1			
														225	H	Air Force	1 1			
														254	H	Loyola Chicago	4 2			
														259	A	Nevada	1 0			
														270	N	Weber St.	1 2			
														277	H	Colorado St.	1 0			
														284	A	Fresno St.	2 1			
														298	H	New Mexico St.	4 1			
LAST 10 GAMES																				
						122	N	Wyoming	1 2			169	H	Utah St.	0 2					
						166	N	Boise St.	2 1			166	H	Boise St.	1 0					
						50	A	San Diego St.	2 1			259	A	Nevada	1 0					
						122	H	Wyoming	2 1			159	A	UNLV	1 0					
						277	H	Colorado St.	1 0			84	H	Colorado Col.	0 2					

Non-Div. I Games:

New Mexico

Average RPI Win:		191	WON-LOST RECORD		WINNING PCT. RANK		LAST 10 GAMES		STRENGTH OF SCHEDULE		OPP. STRENGTH OF SCHEDULE		TEAM RPI		ADJ RPI		CONF. RPI		ADJ CONF. RPI				
DIV. I ONLY			8-11-1		.425 211		5-5-0		57		191		144		.51032 141		19		19				
DIV. I NON-CONF.			3-6-1		.35 246		0-0-0		32		132		133		.51601 133		19		19				
TOTALS		RPI 1-25		RPI 26-50		W-L RECORDS		RPI 51-100		RPI 101-150		RPI 150+											
8-11-1		0-1-0		0-2-0		OVERALL		2-3-0		0-2-0		6-3-1											
2-4-1		0-0-0		0-1-0		HOME		0-1-0		0-2-0		2-0-1											
3-6-0		0-0-0		0-1-0		AWAY		1-2-0		0-0-0		2-3-0											
3-1-0		0-1-0		0-0-0		NEUTRAL		1-0-0		0-0-0		2-0-0											
3-6-1		0-1-0		0-0-0		NON-CONFERENCE		2-3-0		0-2-0		1-0-1											
0-3-1		0-0-0		0-0-0		HOME		0-1-0		0-2-0		0-0-1											
1-2-0		0-0-0		0-0-		AWAY		1-2-0		0-0-0		0-0-0											
2-1-0		0-1-0		0-0-0		NEUTRAL		1-0-0		0-0-0		1-0-0											
5-5-0		0-0-0		0-2-0		CONFERENCE		0-0-0		0-0-0		5-3-0											
2-1-0		0-0-0		0-1-0		HOME		0-0-0		0-0-0		2-0-0											
2-4-0		0-0-0		0-1-0		AWAY		0-0-0		0-0-0		2-3-0											
1-0-0		0-0-0		0-0-0		NEUTRAL		0-0-0		0-0-0		1-0-0											
RPI	S	Opponent		Score		RPI	S	Opponent		Score		RPI	S	Opponent		Score							
22	N	South Fla.		0 1		33	A	FGCU		1 3		53	N	South Ala.		2 1							
						33	H	FGCU		1 2		60	H	Memphis		0 4							
												66	A	Alabama		1 5							
												73	A	Troy		0 1							
												85	A	Samford		4 2							
														103 H Furman		0 3							
														136 H UT Martin		0 1							
														160 A Jacksonville		1 0							
														160 A Jacksonville		5 0							
														186 A Lipscomb		0 3							
														186 N Lipscomb		1 0							
														194 H Georgia St.		1 1							
														241 A Northern Ky.		0 1							
														272 A North Florida		0 1							
														276 H Stetson		2 1							
														288 N Austin Peay		1 0							
														322 H USC Upstate		1 0							
LAST 10 GAMES						LAST 10 GAMES						LAST 10 GAMES											
33 A FGCU						1 3						272 A North Florida						0 1					
186 N Lipscomb						1 0						160 A Jacksonville						1 0					
160 A Jacksonville						5 0						33 H FGCU						1 2					
322 H USC Upstate						1 0						276 H Stetson						2 1					
241 A Northern Ky.						0 1						186 A Lipscomb						0 3					

**Non-Div. I Games:**

Kennesaw St.

[illegible]

**Non-Div. I Games:**

Portland St.

Average RPI Win:	203	WON-LOST	WINNING	LAST 10	STRENGTH OF	OPP. STRENGTH	TEAM	ADJ	CONF.	ADJ CONF.	
Average RPI Loss:	101	RECORD	PCT. RANK	GAMES	SCHEDULE	OF SCHEDULE	RPI	RPI	RPI	RPI	
DIV. I ONLY	7-4-6	.58824	101	4-3-3	181	211	139	.50968	143	8	8
DIV. I NON-CONF.	5-1-4	.7	59	2-0-1	252	293	143	.50664	146	10	10
<hr/>											
TOTALS	RPI 1-25	RPI 26-50		W-L RECORDS		RPI 51-100		RPI 101-150		RPI 150+	
7-4-6	0-0-0	0-1-0		OVERALL		0-1-0		1-1-1		6-1-5	
4-1-2	0-0-0	0-0-0		HOME		0-1-0		1-0-0		3-0-2	
3-3-4	0-0-0	0-1-0		AWAY		0-0-0		0-1-1		3-1-3	
0-0-0	0-0-0	0-0-0		NEUTRAL		0-0-0		0-0-0		0-0-0	
<hr/>											
5-1-4	0-0-0	0-0-0		NON-CONFERENCE		0-0-0		0-0-0		5-1-4	
2-0-2	0-0-0	0-0-0		HOME		0-0-0		0-0-0		2-0-2	
3-1-2	0-0-0	0-0-		AWAY		0-0-0		0-0-0		3-1-2	
0-0-0	0-0-0	0-0-0		NEUTRAL		0-0-0		0-0-0		0-0-0	
<hr/>											
2-3-2	0-0-0	0-1-0		CONFERENCE		0-1-0		1-1-1		1-0-1	
2-1-0	0-0-0	0-0-0		HOME		0-1-0		1-0-0		1-0-0	
0-2-2	0-0-0	0-1-0		AWAY		0-0-0		0-1-1		0-0-1	
0-0-0	0-0-0	0-0-0		NEUTRAL		0-0-0		0-0-0		0-0-0	
<hr/>											
RPI S	Opponent	Score	RPI S	Opponent	Score	RPI S	Opponent	Score	RPI S	Opponent	Score
			41 A	Harvard	1 2	92 H	Dartmouth	0 1	108 A	Yale	0 0
									109 A	Penn	0 1
									119 H	Princeton	1 0
									156 H	Fairleigh Dickinson	2 1
									161 A	Army	1 2
									181 H	Cornell	1 0
									190 A	Saint Joseph's	1 0
									203 A	Brown	2 2
									214 A	Fordham	2 1
									228 H	Albany (NY)	0 0
									230 A	Seton Hall	0 0
									236 H	Sacred Heart	0 0
									255 A	Lafayette	4 0
									305 H	Citadel	2 1
									318 A	NJIT	0 0
<hr/>											
LAST 10 GAMES											
	41 A	Harvard	1	2		318 A	NJIT	0	0		
	108 A	Yale	0	0		109 A	Penn	0	1		
	255 A	Lafayette	4	0		203 A	Brown	2	2		
	92 H	Dartmouth	0	1		214 A	Fordham	2	1		
	119 H	Princeton	1	0		181 H	Cornell	1	0		

Non-Div. I Games:

Columbia

U  
M  
B  
C

UMBC					Through Games Of Dec. 7, 2014-Final							
Average RPI Win: 228		WON-LOST RECORD	WINNING PCT. RANK	LAST 10 GAMES		STRENGTH OF SCHEDULE	OPP. STRENGTH OF SCHEDULE	TEAM RPI	ADJ RPI		CONF. RPI	ADJ CONF. RPI
Average RPI Loss: 223												
DIV. I ONLY		12-4-3	.71053 39	5-2-3		298	236	147	.50911	144	21	20
DIV. I NON-CONF.		8-2-0	.8 28	1-0-0		269	274	101	.53058	102	20	20
TOTALS		RPI 1-25	RPI 26-50		W-L RECORDS	RPI 51-100		RPI 101-150		RPI 150+		
12-4-3	0-0-0	0-0-0		OVERALL		1-0-0		2-0-0		9-4-3		
6-2-2	0-0-0	0-0-0		HOME		1-0-0		0-0-0		5-2-2		
5-2-1	0-0-0	0-0-0		AWAY		0-0-0		2-0-0		3-2-1		
1-0-0	0-0-0	0-0-0		NEUTRAL		0-0-0		0-0-0		1-0-0		
8-2-0	0-0-0	0-0-0		NON-CONFERENCE		1-0-0		1-0-0		6-2-0		
4-1-0	0-0-0	0-0-0		HOME		1-0-0		0-0-0		3-1-0		
3-1-0	0-0-0	0-0-		AWAY		0-0-0		1-0-0		2-1-0		
1-0-0	0-0-0	0-0-0		NEUTRAL		0-0-0		0-0-0		1-0-0		
4-2-3	0-0-0	0-0-0		CONFERENCE		0-0-0		1-0-0		3-2-3		
2-1-2	0-0-0	0-0-0		HOME		0-0-0		0-0-0		2-1-2		
2-1-1	0-0-0	0-0-0		AWAY		0-0-0		1-0-0		1-1-1		
0-0-0	0-0-0	0-0-0		NEUTRAL		0-0-0		0-0-0		0-0-0		
RPI S	Opponent	Score	RPI S	Opponent	Score	RPI S	Opponent	Score	RPI S	Opponent	Score	
						65 H	Navy	1 0	125 A	Bucknell	2 1	
									129 A	Hartford	1 0	
									164 A	New Hampshire	0 0	
									164 H	New Hampshire	1 1	
									175 A	Towson	0 2	
									176 H	Loyola Maryland	3 2	
									190 H	Saint Joseph's	0 1	
									228 A	Albany (NY)	1 0	
									234 H	Stony Brook	1 1	
									235 H	Maine	1 0	
									239 H	Binghamton	0 1	
									278 H	UMass Lowell	3 1	
									282 H	American	3 0	
									283 A	Howard	1 0	
									289 A	Vermont	1 2	
									297 A	Robert Morris	1 0	
									315 N	Mt. St. Mary's	6 0	
									320 H	Delaware St.	4 0	
LAST 10 GAMES												
						164 H	New Hampshire	1 1	235 H	Maine	1 0	
						239 H	Binghamton	0 1	164 A	New Hampshire	0 0	
						228 A	Albany (NY)	1 0	234 H	Stony Brook	1 1	
						129 A	Hartford	1 0	289 A	Vermont	1 2	
						278 H	UMass Lowell	3 1	297 A	Robert Morris	1 0	

U  
M  
B  
C

Non-Div. I Games:

UMBC



Average RPI Win: 209		WON-LOST	WINNING	LAST 10	STRENGTH OF		OPP. STRENGTH	TEAM	ADJ	CONF.	ADJ CONF.
Average RPI Loss: 93		RECORD	PCT. RANK	GAMES	SCHEDULE		OF SCHEDULE	RPI	RPI	RPI	RPI
DIV. I ONLY		9-9-2	.5	156	4-4-2		120	132	142	.50888	145
DIV. I NON-CONF.		6-4-0	.6	108	1-0-0		124	149	96	.53548	97
TOTALS		RPI 1-25	RPI 26-50		W-L RECORDS		RPI 51-100		RPI 101-150		RPI 150+
9-9-2		0-1-0	0-0-0		OVERALL		1-6-1		2-0-0		6-2-1
5-3-0		0-0-0	0-0-0		HOME		1-2-0		2-0-0		2-1-0
4-4-2		0-1-0	0-0-0		AWAY		0-2-1		0-0-0		4-1-1
0-2-0		0-0-0	0-0-0		NEUTRAL		0-2-0		0-0-0		0-0-0
6-4-0		0-1-0	0-0-0		NON-CONFERENCE		1-2-0		2-0-0		3-1-0
3-0-0		0-0-0	0-0-0		HOME		1-0-0		2-0-0		0-0-0
3-3-0		0-1-0	0-0-		AWAY		0-1-0		0-0-0		3-1-0
0-1-0		0-0-0	0-0-0		NEUTRAL		0-1-0		0-0-0		0-0-0
3-5-2		0-0-0	0-0-0		CONFERENCE		0-4-1		0-0-0		3-1-1
2-3-0		0-0-0	0-0-0		HOME		0-2-0		0-0-0		2-1-0
1-1-2		0-0-0	0-0-0		AWAY		0-1-1		0-0-0		1-0-1
0-1-0		0-0-0	0-0-0		NEUTRAL		0-1-0		0-0-0		0-0-0
RPI S	Opponent	Score		RPI S	Opponent	Score		RPI S	Opponent	Score	
5 A	Virginia	0	4					57 N	Tennessee	1	3
								63 H	Dayton	3	4
								71 A	VCU	0	0
								71 N	VCU	1	2
								79 A	George Washington	0	1
								87 A	William & Mary	1	4
								89 H	Rhode Island	1	3
								95 H	James Madison	4	2
								119 H	Princeton	3	2
								147 H	Old Dominion	3	2
								190 H	Saint Joseph's	1	2
								192 A	Campbell	2	3
								193 H	Massachusetts	2	0
								223 A	Longwood	2	1
								227 A	Duquesne	2	2
								231 A	Davidson	1	0
								246 H	St. Bonaventure	5	0
								305 A	Citadel	2	1
								321 A	Charleston So.	3	1
LAST 10 GAMES											
				71 N	VCU	1	2	71 A	VCU	0	0
				89 H	Rhode Island	1	3	231 A	Davidson	1	0
				193 H	Massachusetts	2	0	246 H	St. Bonaventure	5	0
				63 H	Dayton	3	4	227 A	Duquesne	2	2
				79 A	George Washington	0	1	95 H	James Madison	4	2

Non-Div. I Games:

Richmond

Average RPI Win: 179		WON-LOST	WINNING	LAST 10	STRENGTH OF		OPP. STRENGTH	TEAM	ADJ	CONF.	ADJ CONF.
Average RPI Loss: 117		RECORD	PCT. RANK	GAMES	SCHEDULE		OF SCHEDULE	RPI	RPI	RPI	RPI
DIV. I ONLY		9-9-2	.5	156	6-3-1		119	137	143	.50887	146
DIV. I NON-CONF.		3-4-1	.4375	209	0-0-0		125	159	167	.49395	167
TOTALS		RPI 1-25	RPI 26-50		W-L RECORDS		RPI 51-100		RPI 101-150		RPI 150+
9-9-2		0-1-0	0-0-0		OVERALL		0-3-1		2-2-0		7-3-1
5-3-1		0-1-0	0-0-0		HOME		0-1-1		0-0-0		5-1-0
4-5-1		0-0-0	0-0-0		AWAY		0-1-0		2-2-0		2-2-1
0-1-0		0-0-0	0-0-0		NEUTRAL		0-1-0		0-0-0		0-0-0
3-4-1		0-1-0	0-0-0		NON-CONFERENCE		0-1-1		0-0-0		3-2-0
2-1-1		0-1-0	0-0-0		HOME		0-0-1		0-0-0		2-0-0
1-3-0		0-0-0	0-0-		AWAY		0-1-0		0-0-0		1-2-0
0-0-0		0-0-0	0-0-0		NEUTRAL		0-0-0		0-0-0		0-0-0
6-5-1		0-0-0	0-0-0		CONFERENCE		0-2-0		2-2-0		4-1-1
3-2-0		0-0-0	0-0-0		HOME		0-1-0		0-0-0		3-1-0
3-2-1		0-0-0	0-0-0		AWAY		0-0-0		2-2-0		1-0-1
0-1-0		0-0-0	0-0-0		NEUTRAL		0-1-0		0-0-0		0-0-0
RPI S	Opponent	Score		RPI S	Opponent	Score		RPI S	Opponent	Score	
22 H	South Fla.	0 3						62 N	North Texas	0 1	
								66 H	Alabama	2 2	
								68 A	Ole Miss	0 4	
								86 H	UTEP	0 1	
								102 A	Western Ky.	3 4	
								120 A	Charlotte	0 2	
								120 A	Charlotte	2 1	
								134 A	Louisiana Tech	1 0	
								151 A	Marshall	1 0	
								162 H	FIU	2 0	
								172 H	Fla. Atlantic	1 0	
								186 A	Lipscomb	2 1	
								187 H	Murray St.	1 0	
								194 H	UTSA	0 3	
								196 A	Belmont	0 1	
								206 A	Western Caro.	0 1	
								210 H	UAB	1 0	
								265 A	Southern Miss.	2 2	
								288 H	Austin Peay	2 0	
				LAST 10 GAMES							
				62 N	North Texas	0 1		102 A	Western Ky.	3 4	
				120 A	Charlotte	2 1		162 H	FIU	2 0	
				120 A	Charlotte	0 2		172 H	Fla. Atlantic	1 0	
				210 H	UAB	1 0		265 A	Southern Miss.	2 2	
				151 A	Marshall	1 0		134 A	Louisiana Tech	1 0	

Non-Div. I Games:

Middle Tenn.

Average RPI Win:		196	WON-LOST	WINNING	LAST 10	STRENGTH OF		OPP. STRENGTH	TEAM	ADJ	CONF.	ADJ CONF.
Average RPI Loss:		91	RECORD	PCT. RANK	GAMES	SCHEDULE		OF SCHEDULE	RPI	RPI	RPI	RPI
DIV. I ONLY		4-9-5		.36111	251	3-4-3		39	128	146	.50814	147
DIV. I NON-CONF.		1-5-2		.25	277	0-0-0		27	117	169	.49349	169
TOTALS		RPI 1-25		RPI 26-50		W-L RECORDS		RPI 51-100		RPI 101-150		RPI 150+
4-9-5		0-1-0		0-1-0		OVERALL		0-3-2		1-3-1		3-1-2
2-2-4		0-0-0		0-0-0		HOME		0-1-2		1-1-0		1-0-2
2-7-1		0-1-0		0-1-0		AWAY		0-2-0		0-2-1		2-1-0
0-0-0		0-0-0		0-0-0		NEUTRAL		0-0-0		0-0-0		0-0-0
1-5-2		0-1-0		0-0-0		NON-CONFERENCE		0-2-1		0-2-0		1-0-1
0-1-2		0-0-0		0-0-0		HOME		0-1-1		0-0-0		0-0-1
1-4-0		0-1-0		0-0-		AWAY		0-1-0		0-2-0		1-0-0
0-0-0		0-0-0		0-0-0		NEUTRAL		0-0-0		0-0-0		0-0-0
3-4-3		0-0-0		0-1-0		CONFERENCE		0-1-1		1-1-1		2-1-1
2-1-2		0-0-0		0-0-0		HOME		0-0-1		1-1-0		1-0-1
1-3-1		0-0-0		0-1-0		AWAY		0-1-0		0-0-1		1-1-0
0-0-0		0-0-0		0-0-0		NEUTRAL		0-0-0		0-0-0		0-0-0
RPI S	Opponent	Score	RPI S	Opponent	Score	RPI S	Opponent	Score	RPI S	Opponent	Score	
5 A	Virginia	0 5	46 A	Rice	0 5	62 A	North Texas	0 2	102 H	Western Ky.	2 1	
						71 H	VCU	1 1	109 A	Penn	2 3	
						79 A	George Washington	0 1	120 A	Charlotte	2 2	
						81 H	Liberty	0 1	134 H	Louisiana Tech	0 2	
						86 H	UTEP	0 0	145 A	Richmond	2 3	
									151 H	Marshall	1 1	
									162 A	FIU	1 2	
									172 A	Fla. Atlantic	2 1	
									192 H	Campbell	1 1	
									243 A	Radford	1 0	
									265 H	Southern Miss.	1 0	
LAST 10 GAMES												
			86 H	UTEP	0 0		265 H	Southern Miss.	1 0			
			62 A	North Texas	0 2		151 H	Marshall	1 1			
			46 A	Rice	0 5		102 H	Western Ky.	2 1			
			120 A	Charlotte	2 2		172 A	Fla. Atlantic	2 1			
			134 H	Louisiana Tech	0 2		162 A	FIU	1 2			

Non-Div. I Games:

Old Dominion

Average RPI Win:	150	WON-LOST RECORD	WINNING PCT. RANK	LAST 10 GAMES	STRENGTH OF SCHEDULE	OPP. STRENGTH OF SCHEDULE	TEAM RPI	ADJ RPI	CONF. RPI	ADJ CONF. RPI	
DIV. I ONLY	7-11-1	.39474	230	3-6-1	78	60	150	.50776	148	5	5
DIV. I NON-CONF.	4-2-0	.66667	73	0-0-0	184	148	94	.53731	94	5	5
<hr/>											
TOTALS	RPI 1-25	RPI 26-50		W-L RECORDS	RPI 51-100		RPI 101-150		RPI 150+		
7-11-1	0-2-0	0-1-0		OVERALL	3-5-1		1-3-0		3-0-0		
2-5-0	0-2-0	0-0-0		HOME	1-2-0		0-1-0		1-0-0		
2-5-1	0-0-0	0-1-0		AWAY	1-2-1		1-2-0		0-0-0		
3-1-0	0-0-0	0-0-0		NEUTRAL	1-1-0		0-0-0		2-0-0		
<hr/>											
4-2-0	0-0-0	0-0-0		NON-CONFERENCE	1-1-0		0-1-0		3-0-0		
1-0-0	0-0-0	0-0-0		HOME	0-0-0		0-0-0		1-0-0		
0-1-0	0-0-0	0-0-		AWAY	0-0-0		0-1-0		0-0-0		
3-1-0	0-0-0	0-0-0		NEUTRAL	1-1-0		0-0-0		2-0-0		
<hr/>											
3-9-1	0-2-0	0-1-0		CONFERENCE	2-4-1		1-2-0		0-0-0		
1-5-0	0-2-0	0-0-0		HOME	1-2-0		0-1-0		0-0-0		
2-4-1	0-0-0	0-1-0		AWAY	1-2-1		1-1-0		0-0-0		
0-0-0	0-0-0	0-0-0		NEUTRAL	0-0-0		0-0-0		0-0-0		
<hr/>											
RPI S	Opponent	Score	RPI S	Opponent	Score	RPI S	Opponent	Score	RPI S	Opponent	Score
6	H Penn St.	0 3	30	A Rutgers	0 1	51	H Michigan	0 3	104	A Nebraska	0 3
9	H Wisconsin	0 1				52	H Minnesota	1 2	113	H Ohio St.	1 2
						61	A Northwestern	1 0	127	A Eastern Mich.	0 2
						63	N Dayton	2 1	150	A Purdue	1 0
						64	A Iowa	0 1	154	N UC Irvine	2 1
						67	A Illinois	0 2	245	N George Mason	4 1
						74	N Ga. Southern	1 2	285	H Indiana St.	2 0
						78	A Maryland	0 0			
						93	H Michigan St.	2 0			
<hr/>											
LAST 10 GAMES											
	93 H Michigan St.	2 0		78 A Maryland	0 0						
	150 A Purdue	1 0		30 A Rutgers	0 1						
	104 A Nebraska	0 3		52 H Minnesota	1 2						
	64 A Iowa	0 1		9 H Wisconsin	0 1						
	51 H Michigan	0 3		61 A Northwestern	1 0						

Non-Div. I Games:

Indiana

Average RPI Win:	179	WON-LOST	WINNING	LAST 10	STRENGTH OF	OPP. STRENGTH	TEAM	ADJ	CONF.	ADJ CONF.		
Average RPI Loss:	69	RECORD	PCT. RANK	GAMES	SCHEDULE	OF SCHEDULE	RPI	RPI	RPI	RPI		
DIV. I ONLY		7-11-0	.38889	236	2-8-0	71	76	152	.5063	149	3	3
DIV. I NON-CONF.		6-4-0	.6	108	1-1-0	145	177	105	.52741	107	4	4
<hr/>												
TOTALS	RPI 1-25	RPI 26-50		W-L RECORDS		RPI 51-100		RPI 101-150		RPI 150+		
7-11-0	0-2-0	0-4-0		OVERALL		2-3-0		0-0-0		5-2-0		
4-4-0	0-1-0	0-1-0		HOME		2-1-0		0-0-0		2-1-0		
3-6-0	0-1-0	0-2-0		AWAY		0-2-0		0-0-0		3-1-0		
0-1-0	0-0-0	0-1-0		NEUTRAL		0-0-0		0-0-0		0-0-0		
<hr/>												
6-4-0	0-0-0	0-1-0		NON-CONFERENCE		1-1-0		0-0-0		5-2-0		
3-1-0	0-0-0	0-0-0		HOME		1-0-0		0-0-0		2-1-0		
3-2-0	0-0-0	0-0-		AWAY		0-1-0		0-0-0		3-1-0		
0-1-0	0-0-0	0-1-0		NEUTRAL		0-0-0		0-0-0		0-0-0		
<hr/>												
1-7-0	0-2-0	0-3-0		CONFERENCE		1-2-0		0-0-0		0-0-0		
1-3-0	0-1-0	0-1-0		HOME		1-1-0		0-0-0		0-0-0		
0-4-0	0-1-0	0-2-0		AWAY		0-1-0		0-0-0		0-0-0		
0-0-0	0-0-0	0-0-0		NEUTRAL		0-0-0		0-0-0		0-0-0		
<hr/>												
RPI S	Opponent	Score	RPI S	Opponent	Score	RPI S	Opponent	Score	RPI S	Opponent	Score	
11 H	West Virginia	0 <b>3</b>	28 H	Texas	0 <b>1</b>	54 H	Oklahoma	0 <b>1</b>	189 A	Denver	1 <b>2</b>	
14 A	Texas Tech	1 <b>6</b>	37 A	Kansas	1 <b>2</b>	64 H	Iowa	2 <b>1</b>	204 H	South Dakota St.	1 <b>2</b>	
			38 N	Southern California	1 <b>3</b>	68 A	Ole Miss	0 <b>1</b>	205 H	Saint Louis	2 <b>1</b>	
			47 A	Oklahoma St.	0 <b>1</b>	69 H	TCU	1 <b>0</b>	212 A	Northern Colo.	3 <b>0</b>	
						72 A	Baylor	0 <b>2</b>	217 H	Drake	2 <b>0</b>	
									232 A	Mississippi St.	5 <b>1</b>	
									256 A	North Dakota St.	1 <b>0</b>	
<hr/>												
LAST 10 GAMES												
69 H	TCU	1 <b>0</b>	28 H	Texas	0 <b>1</b>							
14 A	Texas Tech	1 <b>6</b>	72 A	Baylor	0 <b>2</b>							
37 A	Kansas	1 <b>2</b>	47 A	Oklahoma St.	0 <b>1</b>							
11 H	West Virginia	0 <b>3</b>	204 H	South Dakota St.	1 <b>2</b>							
54 H	Oklahoma	0 <b>1</b>	217 H	Drake	2 <b>0</b>							

Non-Div. I Games:

Iowa St.

Average RPI Win:	134	WON-LOST	WINNING	LAST 10	STRENGTH OF	OPP. STRENGTH	TEAM	ADJ	CONF.	ADJ CONF.
Average RPI Loss:	64	RECORD	PCT. RANK	GAMES	SCHEDULE	OF SCHEDULE	RPI	RPI	RPI	RPI

DIV. I ONLY	6-11-2	.36842	247	0-9-1	55	71	149	.50608	150	5	5
DIV. I NON-CONF.	4-1-1	.75	37	0-0-0	65	248	43	.58273	44	5	5
TOTALS	RPI 1-25	RPI 26-50		W-L RECORDS		RPI 51-100		RPI 101-150		RPI 150+	
6-11-2	0-2-0	0-1-0		OVERALL		2-6-1		2-2-0		2-0-1	
4-6-1	0-2-0	0-0-0		HOME		1-3-1		2-1-0		1-0-0	
2-5-1	0-0-0	0-1-0		AWAY		1-3-0		0-1-0		1-0-1	
0-0-0	0-0-0	0-0-0		NEUTRAL		0-0-0		0-0-0		0-0-0	
4-1-1	0-0-0	0-0-0		NON-CONFERENCE		1-1-0		1-0-0		2-0-1	
3-1-0	0-0-0	0-0-0		HOME		1-1-0		1-0-0		1-0-0	
1-0-1	0-0-0	0-0-		AWAY		0-0-0		0-0-0		1-0-1	
0-0-0	0-0-0	0-0-0		NEUTRAL		0-0-0		0-0-0		0-0-0	
2-10-1	0-2-0	0-1-0		CONFERENCE		1-5-1		1-2-0		0-0-0	
1-5-1	0-2-0	0-0-0		HOME		0-2-1		1-1-0		0-0-0	
1-5-0	0-0-0	0-1-0		AWAY		1-3-0		0-1-0		0-0-0	
0-0-0	0-0-0	0-0-0		NEUTRAL		0-0-0		0-0-0		0-0-0	
RPI S Opponent	Score	RPI S Opponent	Score	RPI S Opponent	Score	RPI S Opponent	Score				
6 H Penn St.	0 1	30 A Rutgers	0 4	51 H Michigan	1 1	104 A Nebraska	0 1				
9 H Wisconsin	0 1			52 H Minnesota	0 1	113 H Ohio St.	3 1				
				58 H Miami (OH)	0 1	123 H SIUE	4 1				
				61 A Northwestern	2 1	148 H Indiana	0 1				
				64 A Iowa	1 3	151 A Marshall	2 1				
				67 A Illinois	0 3	258 H Ohio	2 0				
				78 A Maryland	1 2	294 A Youngstown St.	1 1				
				93 H Michigan St.	0 2						
				98 H Ball St.	2 0						
LAST 10 GAMES											
51 H Michigan	1 1	30 A Rutgers	0 4								
148 H Indiana	0 1	78 A Maryland	1 2								
64 A Iowa	1 3	9 H Wisconsin	0 1								
104 A Nebraska	0 1	52 H Minnesota	0 1								
93 H Michigan St.	0 2	67 A Illinois	0 3								

**Non-Div. I Games:**

Purdue

# Marshall

Through Games Of Dec. 7, 2014-Final

Average RPI Win:		224	WON-LOST RECORD		WINNING PCT. RANK		LAST 10 GAMES		STRENGTH OF SCHEDULE		OPP. STRENGTH OF SCHEDULE		TEAM RPI		ADJ RPI		CONF. RPI		ADJ CONF. RPI	
DIV. I ONLY			7-7-5		.5 156		4-3-3		142		116		151		.50578 151		11		11	
DIV. I NON-CONF.			3-3-2		.5 154		0-0-0		150		104		146		.50696 145		12		12	
TOTALS		RPI 1-25		RPI 26-50		W-L RECORDS		RPI 51-100		RPI 101-150		RPI 150+								
7-7-5		0-1-0		0-0-0		OVERALL		0-2-2		1-4-2		6-0-1								
3-3-3		0-0-0		0-0-0		HOME		0-0-2		0-3-1		3-0-0								
4-3-2		0-1-0		0-0-0		AWAY		0-1-0		1-1-1		3-0-1								
0-1-0		0-0-0		0-0-0		NEUTRAL		0-1-0		0-0-0		0-0-0								
3-3-2		0-1-0		0-0-0		NON-CONFERENCE		0-1-1		0-1-1		3-0-0								
1-1-2		0-0-0		0-0-0		HOME		0-0-1		0-1-1		1-0-0								
2-2-0		0-1-0		0-0-		AWAY		0-1-0		0-0-0		2-0-0								
0-0-0		0-0-0		0-0-0		NEUTRAL		0-0-0		0-0-0		0-0-0								
4-4-3		0-0-0		0-0-0		CONFERENCE		0-1-1		1-3-1		3-0-1								
2-2-1		0-0-0		0-0-0		HOME		0-0-1		0-2-0		2-0-0								
2-1-2		0-0-0		0-0-0		AWAY		0-0-0		1-1-1		1-0-1								
0-1-0		0-0-0		0-0-0		NEUTRAL		0-1-0		0-0-0		0-0-0								
RPI	S	Opponent		Score		RPI	S	Opponent		Score		RPI	S	Opponent		Score				
5	A	Virginia		0 3								102	H	Western Ky.		0 1				
								58 A Miami (OH)		1 2		120	A	Charlotte		2 1				
								62 N North Texas		0 2		132	H	Cincinnati		1 1				
								71 H VCU		3 3		134	A	Louisiana Tech		1 2				
								86 H UTEP		0 0		146	H	Middle Tenn.		0 1				
												147	A	Old Dominion		1 1				
												150	H	Purdue		1 2				
												162	A	FIU		1 1				
												171	H	Appalachian St.		2 1				
												194	H	UTSA		1 0				
												210	H	UAB		2 1				
												265	A	Southern Miss.		3 1				
												300	A	Eastern Ky.		3 1				
												309	A	Eastern Ill.		3 0				
						LAST 10 GAMES														
						62 N North Texas	0 2		210 H UAB	2 1										
						162 A FIU	1 1		86 H UTEP	0 0										
						134 A Louisiana Tech	1 2		194 H UTSA	1 0										
						265 A Southern Miss.	3 1		147 A Old Dominion	1 1										
						146 H Middle Tenn.	0 1		120 A Charlotte	2 1										

Non-Div. I Games:

Marshall

U  
M  
K  
C

UMKC					Through Games Of Dec. 7, 2014-Final							
Average RPI Win:	265	WON-LOST RECORD	WINNING PCT. RANK	LAST 10 GAMES	STRENGTH OF SCHEDULE	OPP. STRENGTH OF SCHEDULE	TEAM RPI	ADJ RPI	CONF. RPI	ADJ CONF. RPI		
Average RPI Loss:	117											
DIV. I ONLY		13-5-3	.69048 42	7-2-1	280	284	148	.50518 152	28	28		
DIV. I NON-CONF.		4-3-2	.55556 135	0-0-0	227	229	188	.48395 189	25	25		
<hr/>												
TOTALS		RPI 1-25	RPI 26-50		W-L RECORDS		RPI 51-100		RPI 101-150		RPI 150+	
13-5-3	0-0-0		0-1-0		OVERALL		0-2-1		1-1-1		12-1-1	
7-1-0	0-0-0		0-0-0		HOME		0-0-0		0-0-0		7-1-0	
5-4-3	0-0-0		0-1-0		AWAY		0-2-1		0-1-1		5-0-1	
1-0-0	0-0-0		0-0-0		NEUTRAL		0-0-0		1-0-0		0-0-0	
<hr/>												
4-3-2	0-0-0		0-1-0		NON-CONFERENCE		0-1-0		0-0-1		4-1-1	
2-1-0	0-0-0		0-0-0		HOME		0-0-0		0-0-0		2-1-0	
2-2-2	0-0-0		0-0-		AWAY		0-1-0		0-0-1		2-0-1	
0-0-0	0-0-0		0-0-0		NEUTRAL		0-0-0		0-0-0		0-0-0	
<hr/>												
9-2-1	0-0-0		0-0-0		CONFERENCE		0-1-1		1-1-0		8-0-0	
5-0-0	0-0-0		0-0-0		HOME		0-0-0		0-0-0		5-0-0	
3-2-1	0-0-0		0-0-0		AWAY		0-1-1		0-1-0		3-0-0	
1-0-0	0-0-0		0-0-0		NEUTRAL		0-0-0		1-0-0		0-0-0	
<hr/>												
RPI S	Opponent	Score	RPI S	Opponent	Score	RPI S	Opponent	Score	RPI S	Opponent	Score	
			37 A	Kansas	0 1	70 A	Seattle	1 1	106 A	Utah Valley	0 2	
						70 A	Seattle	0 5	106 N	Utah Valley	1 0	
						90 A	Tulsa	0 2	123 A	SIUE	1 1	
									178 A	Creighton	2 0	
									202 H	Grand Canyon	2 0	
									219 H	Missouri St.	1 0	
									261 A	Oral Roberts	1 1	
									281 H	Central Ark.	0 1	
									286 H	Western Ill.	3 0	
									295 H	Bakersfield	4 0	
									298 A	New Mexico St.	2 1	
									298 H	New Mexico St.	4 2	
									299 A	Tex.-Pan American	2 1	
									299 H	Tex.-Pan American	6 0	
									309 A	Eastern Ill.	4 1	
									329 A	Chicago St.	8 0	
									329 H	Chicago St.	13 0	
<hr/>												
			LAST 10 GAMES									
			70 A	Seattle	0 5	70 A	Seattle	1 1				
			106 N	Utah Valley	1 0	295 H	Bakersfield	4 0				
			329 H	Chicago St.	13 0	202 H	Grand Canyon	2 0				
			329 A	Chicago St.	8 0	299 A	Tex.-Pan American	2 1				
			106 A	Utah Valley	0 2	298 A	New Mexico St.	2 1				

U  
M  
K  
C

Non-Div. I Games:

UMKC



Average RPI Win:	196	WON-LOST	WINNING	LAST 10	STRENGTH OF	OPP. STRENGTH	TEAM	ADJ	CONF.	ADJ CONF.									
Average RPI Loss:	115	RECORD	PCT. RANK	GAMES	SCHEDULE	OF SCHEDULE	RPI	RPI	RPI	RPI									
DIV. I ONLY		10-9-1	.525	145	6-3-1	185	100	153	.5044	153	16	16							
DIV. I NON-CONF.		5-6-0	.45455	187	1-0-0	162	64	163	.49491	163	13	13							
<hr/>																			
TOTALS		RPI 1-25	RPI 26-50		W-L RECORDS		RPI 51-100		RPI 101-150		RPI 150+								
10-9-1		0-3-0	0-1-0		OVERALL		0-0-0		2-1-1		8-4-0								
5-4-1		0-0-0	0-0-0		HOME		0-0-0		0-0-1		5-4-0								
5-5-0		0-3-0	0-1-0		AWAY		0-0-0		2-1-0		3-0-0								
0-0-0		0-0-0	0-0-0		NEUTRAL		0-0-0		0-0-0		0-0-0								
5-6-0		0-3-0	0-1-0		NON-CONFERENCE		0-0-0		0-0-0		5-2-0								
3-2-0		0-0-0	0-0-0		HOME		0-0-0		0-0-0		3-2-0								
2-4-0		0-3-0	0-0-		AWAY		0-0-0		0-0-0		2-0-0								
0-0-0		0-0-0	0-0-0		NEUTRAL		0-0-0		0-0-0		0-0-0								
5-3-1		0-0-0	0-0-0		CONFERENCE		0-0-0		2-1-1		3-2-0								
2-2-1		0-0-0	0-0-0		HOME		0-0-0		0-0-1		2-2-0								
3-1-0		0-0-0	0-0-0		AWAY		0-0-0		2-1-0		1-0-0								
0-0-0		0-0-0	0-0-0		NEUTRAL		0-0-0		0-0-0		0-0-0								
RPI	S	Opponent	Score	RPI	S	Opponent	Score	RPI	S	Opponent	Score	RPI	S	Opponent	Score				
4	A	Stanford	0 2	47	A	Oklahoma St.	1 2			114	A	Long Beach St.		3	0				
12	A	Pepperdine	1 2							114	H	Long Beach St.		0	0				
21	A	California	1 2							126	A	Cal St. Fullerton		0	1				
										139	A	UC Riverside		3	2				
										154	A	UC Irvine		2	1				
										163	H	Hawaii		2	0				
										170	H	San Francisco		3	1				
										172	H	Fla. Atlantic		0	2				
										184	H	CSUN		1	2				
										198	H	St. Mary's (CA)		1	2				
										208	H	UC Santa Barbara		2	0				
										222	A	San Jose St.		2	0				
										249	H	Lamar		2	1				
										261	A	Oral Roberts		2	1				
										267	H	UC Davis		0	2				
										284	H	Fresno St.		6	1				
<hr/>																			
LAST 10 GAMES																			
						114	H	Long Beach St.		0	0			163	H	Hawaii		2	0
						126	A	Cal St. Fullerton		0	1			267	H	UC Davis		0	2
						208	H	UC Santa Barbara		2	0			184	H	CSUN		1	2
						139	A	UC Riverside		3	2			114	A	Long Beach St.		3	0
						154	A	UC Irvine		2	1			170	H	San Francisco		3	1

Non-Div. I Games:

Cal Poly



Average RPI Win:	234	WON-LOST	WINNING	LAST 10	STRENGTH OF	OPP. STRENGTH	TEAM	ADJ	CONF.	ADJ CONF.	
Average RPI Loss:	164	RECORD	PCT. RANK	GAMES	SCHEDULE	OF SCHEDULE	RPI	RPI	RPI	RPI	
DIV. I ONLY	10-6-0	.625	80	7-3-0	248	238	154	.50324	155	22	22
DIV. I NON-CONF.	2-3-0	.4	217	0-0-0	188	235	227	.46084	224	21	21
<hr/>											
TOTALS	RPI 1-25	RPI 26-50		W-L RECORDS	RPI 51-100		RPI 101-150		RPI 150+		
10-6-0	0-0-0	0-1-0		OVERALL	0-0-0		1-2-0		9-3-0		
3-4-0	0-0-0	0-1-0		HOME	0-0-0		0-1-0		3-2-0		
6-2-0	0-0-0	0-0-0		AWAY	0-0-0		1-1-0		5-1-0		
1-0-0	0-0-0	0-0-0		NEUTRAL	0-0-0		0-0-0		1-0-0		
<hr/>											
2-3-0	0-0-0	0-1-0		NON-CONFERENCE	0-0-0		0-1-0		2-1-0		
0-1-0	0-0-0	0-1-0		HOME	0-0-0		0-0-0		0-0-0		
1-2-0	0-0-0	0-0-		AWAY	0-0-0		0-1-0		1-1-0		
1-0-0	0-0-0	0-0-0		NEUTRAL	0-0-0		0-0-0		1-0-0		
<hr/>											
8-3-0	0-0-0	0-0-0		CONFERENCE	0-0-0		1-1-0		7-2-0		
3-3-0	0-0-0	0-0-0		HOME	0-0-0		0-1-0		3-2-0		
5-0-0	0-0-0	0-0-0		AWAY	0-0-0		1-0-0		4-0-0		
0-0-0	0-0-0	0-0-0		NEUTRAL	0-0-0		0-0-0		0-0-0		
<hr/>											
RPI S	Opponent	Score	RPI S	Opponent	Score	RPI S	Opponent	Score	RPI S	Opponent	Score
			32 H	Illinois St.	0 3				123 A	SIUE	2 1
									136 H	UT Martin	1 2
									138 A	Evansville	0 1
									173 H	Morehead St.	2 1
									177 A	Jacksonville St.	3 0
									177 H	Jacksonville St.	0 1
									187 H	Murray St.	2 1
									196 A	Belmont	1 0
									212 A	Northern Colo.	0 1
									267 N	UC Davis	2 0
									288 H	Austin Peay	0 1
									300 H	Eastern Ky.	1 0
									301 A	Arkansas St.	3 0
									304 A	Tennessee Tech	2 0
									309 A	Eastern Ill.	4 0
<hr/>											
LAST 10 GAMES											
			177 H	Jacksonville St.	0 1	300 H	Eastern Ky.	1 0			
			123 A	SIUE	2 1	196 A	Belmont	1 0			
			177 A	Jacksonville St.	3 0	288 H	Austin Peay	0 1			
			304 A	Tennessee Tech	2 0	187 H	Murray St.	2 1			
			173 H	Morehead St.	2 1	136 H	UT Martin	1 2			

Non-Div. I Games: Mo.-St. Louis 2 0

Southeast Mo. St.

Average RPI Win:	257	WON-LOST	WINNING	LAST 10	STRENGTH OF	OPP. STRENGTH	TEAM	ADJ	CONF.	ADJ CONF.	
Average RPI Loss:	154	RECORD	PCT. RANK	GAMES	SCHEDULE	OF SCHEDULE	RPI	RPI	RPI	RPI	
DIV. I ONLY	14-5-1	.725	35	7-2-1	311	283	157	.50238	156	29	29
DIV. I NON-CONF.	7-3-0	.7	59	0-0-0	256	268	140	.51135	137	29	29
<hr/>											
TOTALS	RPI 1-25	RPI 26-50		W-L RECORDS		RPI 51-100		RPI 101-150		RPI 150+	
14-5-1	0-0-0	0-0-0		OVERALL		1-0-0		2-4-0		11-1-1	
7-2-0	0-0-0	0-0-0		HOME		0-0-0		0-2-0		7-0-0	
6-2-1	0-0-0	0-0-0		AWAY		0-0-0		2-2-0		4-0-1	
1-1-0	0-0-0	0-0-0		NEUTRAL		1-0-0		0-0-0		0-1-0	
7-3-0	0-0-0	0-0-0		NON-CONFERENCE		1-0-0		2-2-0		4-1-0	
2-1-0	0-0-0	0-0-0		HOME		0-0-0		0-1-0		2-0-0	
4-1-0	0-0-0	0-0-		AWAY		0-0-0		2-1-0		2-0-0	
1-1-0	0-0-0	0-0-0		NEUTRAL		1-0-0		0-0-0		0-1-0	
7-2-1	0-0-0	0-0-0		CONFERENCE		0-0-0		0-2-0		7-0-1	
5-1-0	0-0-0	0-0-0		HOME		0-0-0		0-1-0		5-0-0	
2-1-1	0-0-0	0-0-0		AWAY		0-0-0		0-1-0		2-0-1	
0-0-0	0-0-0	0-0-0		NEUTRAL		0-0-0		0-0-0		0-0-0	
RPI	S	Opponent	Score	RPI	S	Opponent	Score	RPI	S	Opponent	Score
						61 N Northwestern	1 0	111 H Monmouth		0	2
								112 A Rider		3	2
								129 A Hartford		4	3
								131 A Central Conn. St.		0	1
								131 H Central Conn. St.		0	2
								143 A Columbia		1	2
								221 A Wagner		1	1
								236 H Sacred Heart		2	1
								254 N Loyola Chicago		1	3
								289 H Vermont		3	0
								292 A Bryant		1	0
								293 H Saint Francis (PA)		3	1
								293 H Saint Francis (PA)		4	1
								297 H Robert Morris		2	1
								311 H LIU Brooklyn		2	1
								315 A Mt. St. Mary's		3	0
								318 A NJIT		1	0
								320 A Delaware St.		3	0
								326 H Saint Peter's		8	0
<hr/>											
LAST 10 GAMES											
						131 H Central Conn. St.	0 2	292 A Bryant		1	0
						293 H Saint Francis (PA)	3 1	297 H Robert Morris		2	1
						293 H Saint Francis (PA)	4 1	131 A Central Conn. St.		0	1
						221 A Wagner	1 1	311 H LIU Brooklyn		2	1
						236 H Sacred Heart	2 1	315 A Mt. St. Mary's		3	0

Non-Div. I Games:

Fairleigh Dickinson

Average RPI Win: 198		WON-LOST	WINNING	LAST 10	STRENGTH OF		OPP. STRENGTH	TEAM	ADJ	CONF.	ADJ CONF.
Average RPI Loss: 43		RECORD	PCT. RANK	GAMES	SCHEDULE		OF SCHEDULE	RPI	RPI	RPI	RPI
DIV. I ONLY		4-13-1	.25	291	2-7-1		24	27	155	.5014	157
DIV. I NON-CONF.		2-6-0	.25	277	0-0-0		41	49	175	.49041	175
TOTALS		RPI 1-25	RPI 26-50		W-L RECORDS		RPI 51-100		RPI 101-150		RPI 150+
4-13-1		0-8-0	0-2-0		OVERALL		0-0-0		1-2-1		3-1-0
3-5-1		0-2-0	0-1-0		HOME		0-0-0		1-1-1		2-1-0
1-7-0		0-5-0	0-1-0		AWAY		0-0-0		0-1-0		1-0-0
0-1-0		0-1-0	0-0-0		NEUTRAL		0-0-0		0-0-0		0-0-0
2-6-0		0-3-0	0-1-0		NON-CONFERENCE		0-0-0		0-1-0		2-1-0
2-2-0		0-0-0	0-1-0		HOME		0-0-0		0-0-0		2-1-0
0-3-0		0-2-0	0-0-		AWAY		0-0-0		0-1-0		0-0-0
0-1-0		0-1-0	0-0-0		NEUTRAL		0-0-0		0-0-0		0-0-0
2-7-1		0-5-0	0-1-0		CONFERENCE		0-0-0		1-1-1		1-0-0
1-3-1		0-2-0	0-0-0		HOME		0-0-0		1-1-1		0-0-0
1-4-0		0-3-0	0-1-0		AWAY		0-0-0		0-0-0		1-0-0
0-0-0		0-0-0	0-0-0		NEUTRAL		0-0-0		0-0-0		0-0-0
RPI S	Opponent	Score	RPI S	Opponent	Score	RPI S	Opponent	Score	RPI S	Opponent	Score
1 H	Florida St.	0 3	29 A	Clemson	0 2	105 H	Louisville	1 1			
5 A	Virginia	1 3	33 H	FGCU	1 2	107 A	Portland	1 2			
7 A	Florida	0 3				110 H	Wake Forest	2 1			
8 A	North Carolina	0 3				133 H	Syracuse	0 1			
13 A	Notre Dame	0 5				160 H	Jacksonville	1 0			
15 N	Washington	1 3				172 H	Fla. Atlantic	1 2			
16 H	Virginia Tech	0 2				247 A	North Carolina St.	3 1			
17 A	UCF	1 2				276 H	Stetson	3 0			
LAST 10 GAMES											
110 H	Wake Forest	2 1	16 H	Virginia Tech	0 2						
8 A	North Carolina	0 3	1 H	Florida St.	0 3						
247 A	North Carolina St.	3 1	105 H	Louisville	1 1						
29 A	Clemson	0 2	133 H	Syracuse	0 1						
13 A	Notre Dame	0 5	5 A	Virginia	1 3						

Non-Div. I Games:

Miami (FL)

Average RPI Win:		265	WON-LOST RECORD		WINNING PCT. RANK		LAST 10 GAMES		STRENGTH OF SCHEDULE		OPP. STRENGTH OF SCHEDULE		TEAM RPI		ADJ RPI		CONF. RPI		ADJ CONF. RPI	
DIV. I ONLY			9-8-2		.52632 138		7-1-2		156		208		156		.50104 158		25		25	
DIV. I NON-CONF.			1-6-0		.14286 308		0-0-0		63		128		244		.44418 244		24		24	
<hr/>																				
TOTALS		RPI 1-25			RPI 26-50			W-L RECORDS			RPI 51-100			RPI 101-150			RPI 150+			
9-8-2		0-1-0			0-1-0			OVERALL			0-2-0			0-0-2			9-4-0			
5-5-1		0-0-0			0-0-0			HOME			0-1-0			0-0-1			5-4-0			
4-2-0		0-1-0			0-0-0			AWAY			0-1-0			0-0-0			4-0-0			
0-1-1		0-0-0			0-1-0			NEUTRAL			0-0-0			0-0-1			0-0-0			
<hr/>																				
1-6-0		0-1-0			0-1-0			NON-CONFERENCE			0-1-0			0-0-0			1-3-0			
1-4-0		0-0-0			0-0-0			HOME			0-1-0			0-0-0			1-3-0			
0-1-0		0-1-0			0-0-			AWAY			0-0-0			0-0-0			0-0-0			
0-1-0		0-0-0			0-1-0			NEUTRAL			0-0-0			0-0-0			0-0-0			
<hr/>																				
8-2-2		0-0-0			0-0-0			CONFERENCE			0-1-0			0-0-2			8-1-0			
4-1-1		0-0-0			0-0-0			HOME			0-0-0			0-0-1			4-1-0			
4-1-0		0-0-0			0-0-0			AWAY			0-1-0			0-0-0			4-0-0			
0-0-1		0-0-0			0-0-0			NEUTRAL			0-0-0			0-0-1			0-0-0			
<hr/>																				
RPI	S	Opponent			Score		RPI	S	Opponent			Score		RPI	S	Opponent			Score	
14	A	Texas Tech			1	3	32	N	Illinois St.			0	4	69	H	TCU			1	3
														80	A	Stephen F. Austin			1	2

Non-Div. I Games:

Sam Houston St.

Average RPI Win: 208		WON-LOST	WINNING	LAST 10	STRENGTH OF		OPP. STRENGTH	TEAM	ADJ	CONF.	ADJ CONF.
Average RPI Loss: 124		RECORD	PCT. RANK	GAMES	SCHEDULE		OF SCHEDULE	RPI	RPI	RPI	RPI
DIV. I ONLY		9-8-2	.52632	138	3-6-1		178	150	158	.5009	159
DIV. I NON-CONF.		5-2-1	.6875	66	0-0-0		119	135	66	.55926	68
TOTALS		RPI 1-25	RPI 26-50		W-L RECORDS		RPI 51-100		RPI 101-150		RPI 150+
9-8-2		0-0-0	0-2-0		OVERALL		2-1-1		0-3-0		7-2-1
4-5-0		0-0-0	0-2-0		HOME		1-0-0		0-1-0		3-2-0
5-3-2		0-0-0	0-0-0		AWAY		1-1-1		0-2-0		4-0-1
0-0-0		0-0-0	0-0-0		NEUTRAL		0-0-0		0-0-0		0-0-0
5-2-1		0-0-0	0-1-0		NON-CONFERENCE		2-0-1		0-1-0		3-0-0
3-1-0		0-0-0	0-1-0		HOME		1-0-0		0-0-0		2-0-0
2-1-1		0-0-0	0-0-		AWAY		1-0-1		0-1-0		1-0-0
0-0-0		0-0-0	0-0-0		NEUTRAL		0-0-0		0-0-0		0-0-0
4-6-1		0-0-0	0-1-0		CONFERENCE		0-1-0		0-2-0		4-2-1
1-4-0		0-0-0	0-1-0		HOME		0-0-0		0-1-0		1-2-0
3-2-1		0-0-0	0-0-0		AWAY		0-1-0		0-1-0		3-0-1
0-0-0		0-0-0	0-0-0		NEUTRAL		0-0-0		0-0-0		0-0-0
RPI S	Opponent	Score	RPI S	Opponent	Score	RPI S	Opponent	Score	RPI S	Opponent	Score
			36 H	Colorado	0 3	75 A	Utah	1 1	106 A	Utah Valley	0 1
			50 H	San Diego St.	0 3	84 A	Colorado Col.	0 2	122 A	Wyoming	0 3
						86 A	UTEP	1 0	140 H	New Mexico	0 1
						99 H	Northern Ariz.	2 1	166 H	Boise St.	0 2
									169 A	Utah St.	1 0
									202 H	Grand Canyon	3 2
									222 H	San Jose St.	3 0
									225 A	Air Force	2 0
									259 A	Nevada	1 1
									277 A	Colorado St.	1 0
									284 H	Fresno St.	0 1
									293 H	Saint Francis (PA)	3 0
									298 A	New Mexico St.	3 2
LAST 10 GAMES											
			259 A	Nevada	1 1	50 H	San Diego St.	0 3			
			166 H	Boise St.	0 2	140 H	New Mexico	0 1			
			169 A	Utah St.	1 0	222 H	San Jose St.	3 0			
			225 A	Air Force	2 0	284 H	Fresno St.	0 1			
			84 A	Colorado Col.	0 2	122 A	Wyoming	0 3			

Non-Div. I Games:

UNLV

Average RPI Win:	226	WON-LOST RECORD	WINNING PCT. RANK	LAST 10 GAMES	STRENGTH OF SCHEDULE	OPP. STRENGTH OF SCHEDULE	TEAM RPI	ADJ RPI	CONF. RPI	ADJ CONF. RPI			
DIV. I ONLY		10-8-1	.55263	119	5-5-0	214	153	163	.49979	160	19	19	
DIV. I NON-CONF.		6-4-1	.59091	119	1-1-0	156	136	110	.52643	108	19	19	
<hr/>													
TOTALS	RPI 1-25	RPI 26-50		W-L RECORDS		RPI 51-100		RPI 101-150		RPI 150+			
10-8-1	0-0-0	0-2-0		OVERALL		1-0-1		0-4-0		9-2-0			
6-4-1	0-0-0	0-1-0		HOME		1-0-1		0-3-0		5-0-0			
3-4-0	0-0-0	0-1-0		AWAY		0-0-0		0-1-0		3-2-0			
1-0-0	0-0-0	0-0-0		NEUTRAL		0-0-0		0-0-0		1-0-0			
<hr/>													
6-4-1	0-0-0	0-1-0		NON-CONFERENCE		1-0-1		0-2-0		5-1-0			
4-2-1	0-0-0	0-1-0		HOME		1-0-1		0-1-0		3-0-0			
1-2-0	0-0-0	0-0-		AWAY		0-0-0		0-1-0		1-1-0			
1-0-0	0-0-0	0-0-0		NEUTRAL		0-0-0		0-0-0		1-0-0			
<hr/>													
4-4-0	0-0-0	0-1-0		CONFERENCE		0-0-0		0-2-0		4-1-0			
2-2-0	0-0-0	0-0-0		HOME		0-0-0		0-2-0		2-0-0			
2-2-0	0-0-0	0-1-0		AWAY		0-0-0		0-0-0		2-1-0			
0-0-0	0-0-0	0-0-0		NEUTRAL		0-0-0		0-0-0		0-0-0			
<hr/>													
RPI	S	Opponent	Score	RPI	S	Opponent	Score	RPI	S	Opponent	Score		
				33	A	FGCU	0 2	74	H	Ga. Southern	2 0		
				45	H	Boston College	0 1	94	H	High Point	0 0		
										103	A	Furman	0 2
										125	H	Bucknell	1 2
										141	H	Kennesaw St.	0 1
										141	H	Kennesaw St.	0 5
										157	A	Miami (FL)	0 1
										172	H	Fla. Atlantic	1 0
										186	A	Lipscomb	0 1
										188	H	Coastal Caro.	2 1
										210	N	UAB	2 1
										241	A	Northern Ky.	1 0
										253	A	Col. of Charleston	2 1
										255	H	Lafayette	3 0
										272	A	North Florida	3 0
										276	H	Stetson	2 1
										322	H	USC Upstate	2 1
<hr/>													
				LAST 10 GAMES									
				141	H	Kennesaw St.	0 5	186	A	Lipscomb	0 1		
				272	A	North Florida	3 0	241	A	Northern Ky.	1 0		
				33	A	FGCU	0 2	276	H	Stetson	2 1		
				322	H	USC Upstate	2 1	74	H	Ga. Southern	2 0		
				141	H	Kennesaw St.	0 1	103	A	Furman	0 2		

**Non-Div. I Games:**

Jacksonville



Average RPI Win: 178		WON-LOST	WINNING	LAST 10	STRENGTH OF	OPP. STRENGTH	TEAM	ADJ	CONF.	ADJ CONF.				
Average RPI Loss: 123		RECORD	PCT. RANK	GAMES	SCHEDULE	OF SCHEDULE	RPI	RPI	RPI	RPI				
DIV. I ONLY		7-9-3	.44737	195	3-4-3	104	124	160	.49933	161	12	12		
DIV. I NON-CONF.		3-6-0	.33333	249	0-1-0	127	146	218	.46852	216	11	11		
<hr/>														
TOTALS		RPI 1-25		RPI 26-50		W-L RECORDS		RPI 51-100		RPI 101-150		RPI 150+		
7-9-3		0-0-1		0-1-0		OVERALL		1-3-0		2-3-1		4-2-1		
6-4-1		0-0-0		0-0-0		HOME		1-1-0		2-2-1		3-1-0		
1-5-2		0-0-1		0-1-0		AWAY		0-2-0		0-1-0		1-1-1		
0-0-0		0-0-0		0-0-0		NEUTRAL		0-0-0		0-0-0		0-0-0		
<hr/>														
3-6-0		0-0-0		0-0-0		NON-CONFERENCE		1-2-0		1-2-0		1-2-0		
3-3-0		0-0-0		0-0-0		HOME		1-1-0		1-1-0		1-1-0		
0-3-0		0-0-0		0-0-		AWAY		0-1-0		0-1-0		0-1-0		
0-0-0		0-0-0		0-0-0		NEUTRAL		0-0-0		0-0-0		0-0-0		
<hr/>														
4-3-3		0-0-1		0-1-0		CONFERENCE		0-1-0		1-1-1		3-0-1		
3-1-1		0-0-0		0-0-0		HOME		0-0-0		1-1-1		2-0-0		
1-2-2		0-0-1		0-1-0		AWAY		0-1-0		0-0-0		1-0-1		
0-0-0		0-0-0		0-0-0		NEUTRAL		0-0-0		0-0-0		0-0-0		
<hr/>														
RPI	S	Opponent		Score	RPI	S	Opponent		Score	RPI	S	Opponent		Score
23	A	Boston U.		1 1	39	A	Colgate		0 5	65	A	Navy		0 3
										76	H	Fairfield		0 1
										82	H	St. John's (NY)		2 1
										89	A	Rhode Island		1 2
									</					

Non-Div. I Games:

Army

F  
I  
U

FIU						Through Games Of Dec. 7, 2014-Final									
Average RPI Win: 206		WON-LOST RECORD	WINNING PCT. RANK		LAST 10 GAMES	STRENGTH OF SCHEDULE	OPP. STRENGTH OF SCHEDULE	TEAM RPI	ADJ RPI		CONF. RPI	ADJ CONF. RPI			
Average RPI Loss: 80															
DIV. I ONLY		8-8-2	.5	156	3-5-2	177	96	161	.49926	162	11	11			
DIV. I NON-CONF.		5-4-0	.55556	135	0-1-0	250	99	182	.48793	182	12	12			
TOTALS		RPI 1-25		RPI 26-50		W-L RECORDS		RPI 51-100		RPI 101-150		RPI 150+			
8-8-2		0-0-0		1-3-0		OVERALL		0-2-0		1-3-0		6-0-2			
5-5-1		0-0-0		1-2-0		HOME		0-1-0		1-2-0		3-0-1			
3-3-1		0-0-0		0-1-0		AWAY		0-1-0		0-1-0		3-0-1			
0-0-0		0-0-0		0-0-0		NEUTRAL		0-0-0		0-0-0		0-0-0			
5-4-0		0-0-0		0-3-0		NON-CONFERENCE		0-0-0		0-1-0		5-0-0			
3-3-0		0-0-0		0-2-0		HOME		0-0-0		0-1-0		3-0-0			
2-1-0		0-0-0		0-0-		AWAY		0-0-0		0-0-0		2-0-0			
0-0-0		0-0-0		0-0-0		NEUTRAL		0-0-0		0-0-0		0-0-0			
3-4-2		0-0-0		1-0-0		CONFERENCE		0-2-0		1-2-0		1-0-2			
2-2-1		0-0-0		1-0-0		HOME		0-1-0		1-1-0		0-0-1			
1-2-1		0-0-0		0-0-0		AWAY		0-1-0		0-1-0		1-0-1			
0-0-0		0-0-0		0-0-0		NEUTRAL		0-0-0		0-0-0		0-0-0			
RPI	S	Opponent	Score	RPI	S	Opponent	Score	RPI	S	Opponent	Score	RPI	S	Opponent	Score
				31	H	Arizona	0 2	62	H	North Texas	1 2	114	H	Long Beach St.	1 3
				33	H	FGCU	0 2	86	A	UTEP	1 2	120	H	Charlotte	1 2
				46	H	Rice	2 1					146	A	Middle Tenn.	0 2
				49	A	Santa Clara	0 1					147	H	Old Dominion	2 1
												151	H	Marshall	1 1
												172	A	Fla. Atlantic	0 0
												187	H	Murray St.	1 0
												194	A	UTSA	2 1
												226	H	Oregon St.	1 0
												272	A	North Florida	3 0
												276	H	Stetson	2 0
												303	A	Pacific	1 0
LAST 10 GAMES															
				151	H	Marshall	1 1	146	A	Middle Tenn.	0 2				
				86	A	UTEP	1 2	172	A	Fla. Atlantic	0 0				
				194	A	UTSA	2 1	120	H	Charlotte	1 2				
				62	H	North Texas	1 2	147	H	Old Dominion	2 1				
				46	H	Rice	2 1	114	H	Long Beach St.	1 3				

F  
I  
U

Non-Div. I Games:

FIU

[illegible]

**Non-Div. I Games:**

Hawaii

Average RPI Win: 233		WON-LOST	WINNING	LAST 10	STRENGTH OF		OPP. STRENGTH	TEAM	ADJ	CONF.	ADJ CONF.
Average RPI Loss: 125		RECORD	PCT. RANK	GAMES	SCHEDULE		OF SCHEDULE	RPI	RPI	RPI	RPI
DIV. I ONLY		8-9-4	.47619	181	4-2-4		107	216	162	.49875	164
DIV. I NON-CONF.		3-7-0	.3	268	0-1-0		82	161	212	.47042	212
TOTALS		RPI 1-25	RPI 26-50		W-L RECORDS		RPI 51-100		RPI 101-150		RPI 150+
8-9-4		0-1-0	0-2-0		OVERALL		0-0-0		2-3-2		6-3-2
3-4-2		0-0-0	0-1-0		HOME		0-0-0		0-2-1		3-1-1
4-4-2		0-1-0	0-1-0		AWAY		0-0-0		2-0-1		2-2-1
1-1-0		0-0-0	0-0-0		NEUTRAL		0-0-0		0-1-0		1-0-0
3-7-0		0-1-0	0-2-0		NON-CONFERENCE		0-0-0		1-2-0		2-2-0
1-3-0		0-0-0	0-1-0		HOME		0-0-0		0-1-0		1-1-0
1-3-0		0-1-0	0-0-		AWAY		0-0-0		1-0-0		0-1-0
1-1-0		0-0-0	0-0-0		NEUTRAL		0-0-0		0-1-0		1-0-0
5-2-4		0-0-0	0-0-0		CONFERENCE		0-0-0		1-1-2		4-1-2
2-1-2		0-0-0	0-0-0		HOME		0-0-0		0-1-1		2-0-1
3-1-2		0-0-0	0-0-0		AWAY		0-0-0		1-0-1		2-1-1
0-0-0		0-0-0	0-0-0		NEUTRAL		0-0-0		0-0-0		0-0-0
RPI S	Opponent	Score		RPI S	Opponent	Score		RPI S	Opponent	Score	
19 A	UConn	0	2	27 A	Northeastern	0	1	108 A	Yale	1	0
				41 H	Harvard	0	1	128 H	Holy Cross	0	3
								129 A	Hartford	2	1
								129 H	Hartford	0	1
								131 N	Central Conn. St.	0	1
								144 A	UMBC	1	1
								144 H	UMBC	0	0
								193 A	Massachusetts	1	2
								228 A	Albany (NY)	2	4
								229 H	Siena	1	2
								234 H	Stony Brook	1	0
								235 A	Maine	0	0
								239 A	Binghamton	1	0
								239 H	Binghamton	1	1
								278 A	UMass Lowell	2	0
								289 H	Vermont	1	0
								292 H	Bryant	1	0
								294 N	Youngstown St.	1	0
LAST 10 GAMES											
19 A	UConn	0	2	278 A	UMass Lowell	2	0				
129 A	Hartford	2	1	239 A	Binghamton	1	0				
144 A	UMBC	1	1	129 H	Hartford	0	1				
239 H	Binghamton	1	1	144 H	UMBC	0	0				
234 H	Stony Brook	1	0	235 A	Maine	0	0				

Non-Div. I Games:

New Hampshire

Average RPI Win:	211	WON-LOST RECORD	WINNING PCT. RANK	LAST 10 GAMES	STRENGTH OF SCHEDULE	OPP. STRENGTH OF SCHEDULE	TEAM RPI	ADJ RPI	CONF. RPI	ADJ CONF. RPI	
DIV. I ONLY	10-7-3	.575	107	4-4-2	242	167	170	.49867	165	15	15
DIV. I NON-CONF.	5-2-1	.6875	66	0-0-0	294	214	173	.49339	170	15	15
<hr/>											
TOTALS	RPI 1-25	RPI 26-50		W-L RECORDS	RPI 51-100		RPI 101-150		RPI 150+		
10-7-3	0-0-0	1-1-0		OVERALL	0-2-1		2-1-0		7-3-2		
4-3-2	0-0-0	0-1-0		HOME	0-1-1		0-0-0		4-1-1		
4-3-1	0-0-0	0-0-0		AWAY	0-1-0		2-1-0		2-1-1		
2-1-0	0-0-0	1-0-0		NEUTRAL	0-0-0		0-0-0		1-1-0		
<hr/>											
5-2-1	0-0-0	1-0-0		NON-CONFERENCE	0-0-0		0-1-0		4-1-1		
2-0-1	0-0-0	0-0-0		HOME	0-0-0		0-0-0		2-0-1		
1-1-0	0-0-0	0-0-		AWAY	0-0-0		0-1-0		1-0-0		
2-1-0	0-0-0	1-0-0		NEUTRAL	0-0-0		0-0-0		1-1-0		
<hr/>											
5-5-2	0-0-0	0-1-0		CONFERENCE	0-2-1		2-0-0		3-2-1		
2-3-1	0-0-0	0-1-0		HOME	0-1-1		0-0-0		2-1-0		
3-2-1	0-0-0	0-0-0		AWAY	0-1-0		2-0-0		1-1-1		
0-0-0	0-0-0	0-0-0		NEUTRAL	0-0-0		0-0-0		0-0-0		
<hr/>											
RPI S	Opponent	Score	RPI S	Opponent	Score	RPI S	Opponent	Score	RPI S	Opponent	Score
			35 H	Buffalo	0 2	58 H	Miami (OH)	1 1	105 A	Louisville	2 3
			36 N	Colorado	1 0	98 A	Ball St.	0 2	118 A	Western Mich.	3 1
						98 H	Ball St.	0 1	127 A	Eastern Mich.	2 1
									201 H	Toledo	3 0
									207 H	Central Mich.	0 1
									215 A	Northern Ill.	1 1
									244 H	Akron	3 0
									246 N	St. Bonaventure	0 1
									250 A	Cleveland St.	1 0
									251 H	Oakland	1 1
									258 A	Ohio	3 2
									264 A	Bowling Green	0 1
									286 H	Western Ill.	3 0
									293 N	Saint Francis (PA)	1 0
									300 H	Eastern Ky.	3 0
<hr/>											
			LAST 10 GAMES								
			98 A	Ball St.	0 2	127 A	Eastern Mich.	2 1			
			258 A	Ohio	3 2	98 H	Ball St.	0 1			
			207 H	Central Mich.	0 1	58 H	Miami (OH)	1 1			
			201 H	Toledo	3 0	118 A	Western Mich.	3 1			
			264 A	Bowling Green	0 1	215 A	Northern Ill.	1 1			

Non-Div. I Games:

Kent St.

Average RPI Win:		206	WON-LOST RECORD		WINNING PCT. RANK		LAST 10 GAMES		STRENGTH OF SCHEDULE		OPP. STRENGTH OF SCHEDULE		TEAM RPI		ADJ RPI		CONF. RPI		ADJ CONF. RPI				
DIV. I ONLY			9-9-3		.5 156		6-4-0		159		151		164		.49822 166		17		17				
DIV. I NON-CONF.			3-3-3		.5 154		0-0-0		111		134		135		.51367 134		16		16				
TOTALS		RPI 1-25		RPI 26-50		W-L RECORDS		RPI 51-100		RPI 101-150		RPI 150+											
9-9-3		0-1-0		1-0-0		OVERALL		0-2-0		0-3-2		8-3-1											
5-3-0		0-0-0		0-0-0		HOME		0-0-0		0-1-0		5-2-0											
3-5-3		0-1-0		1-0-0		AWAY		0-2-0		0-1-2		2-1-1											
1-1-0		0-0-0		0-0-0		NEUTRAL		0-0-0		0-1-0		1-0-0											
3-3-3		0-1-0		0-0-0		NON-CONFERENCE		0-1-0		0-0-2		3-1-1											
1-1-0		0-0-0		0-0-0		HOME		0-0-0		0-0-0		1-1-0											
1-2-3		0-1-0		0-0-		AWAY		0-1-0		0-0-2		1-0-1											
1-0-0		0-0-0		0-0-0		NEUTRAL		0-0-0		0-0-0		1-0-0											
6-6-0		0-0-0		1-0-0		CONFERENCE		0-1-0		0-3-0		5-2-0											
4-2-0		0-0-0		0-0-0		HOME		0-0-0		0-1-0		4-1-0											
2-3-0		0-0-0		1-0-0		AWAY		0-1-0		0-1-0		1-1-0											
0-1-0		0-0-0		0-0-0		NEUTRAL		0-0-0		0-1-0		0-0-0											
RPI	S	Opponent		Score		RPI	S	Opponent		Score		RPI	S	Opponent		Score							
12	A	Pepperdine		0 2		50	A	San Diego St.		2 0		75	A	Utah		1 2							
												84	A	Colorado Col.		1 3							
														106 A Utah Valley		1 1							
														122 H Wyoming		0 1							
														140 A New Mexico		0 1							
														140 N New Mexico		1 2							
														142 A Portland St.		1 1							
														154 A UC Irvine		1 1							
														159 A UNLV		2 0							
														169 H Utah St.		1 0							
														174 H Idaho St.		4 1							
														179 H Gonzaga		0 2							
														217 N Drake		3 0							
														222 H San Jose St.		0 1							
														225 A Air Force		0 2							
														259 H Nevada		2 0							
														262 A Idaho		2 0							
														277 H Colorado St.		4 1							
														284 H Fresno St.		2 1							
LAST 10 GAMES																							
140 N New Mexico						1 2						140 A New Mexico						0 1					
169 H Utah St.						1 0						222 H San Jose St.						0 1					
159 A UNLV						2 0						284 H Fresno St.						2 1					
259 H Nevada						2 0						122 H Wyoming						0 1					
50 A San Diego St.						2 0						277 H Colorado St.						4 1					

**Non-Div. I Games:**

Boise St.

Average RPI Win:	219	WON-LOST RECORD	WINNING PCT. RANK	LAST 10 GAMES	STRENGTH OF SCHEDULE	OPP. STRENGTH OF SCHEDULE	TEAM RPI	ADJ RPI	CONF. RPI	ADJ CONF. RPI			
DIV. I ONLY		9-8-2	.52632	138	3-6-1	215	92	165	.49818	167	7	7	
DIV. I NON-CONF.		7-2-1	.75	37	1-0-0	248	102	92	.53749	93	7	7	
<hr/>													
TOTALS	RPI 1-25	RPI 26-50		W-L RECORDS		RPI 51-100		RPI 101-150		RPI 150+			
9-8-2	0-2-0	0-1-0		OVERALL		0-3-0		1-1-0		8-1-2			
5-4-0	0-0-0	0-1-0		HOME		0-2-0		1-0-0		4-1-0			
4-4-2	0-2-0	0-0-0		AWAY		0-1-0		0-1-0		4-0-2			
0-0-0	0-0-0	0-0-0		NEUTRAL		0-0-0		0-0-0		0-0-0			
7-2-1	0-1-0	0-0-0		NON-CONFERENCE		0-1-0		1-0-0		6-0-1			
5-0-0	0-0-0	0-0-0		HOME		0-0-0		1-0-0		4-0-0			
2-2-1	0-1-0	0-0-		AWAY		0-1-0		0-0-0		2-0-1			
0-0-0	0-0-0	0-0-0		NEUTRAL		0-0-0		0-0-0		0-0-0			
2-6-1	0-1-0	0-1-0		CONFERENCE		0-2-0		0-1-0		2-1-1			
0-4-0	0-0-0	0-1-0		HOME		0-2-0		0-0-0		0-1-0			
2-2-1	0-1-0	0-0-0		AWAY		0-0-0		0-1-0		2-0-1			
0-0-0	0-0-0	0-0-0		NEUTRAL		0-0-0		0-0-0		0-0-0			
RPI	S	Opponent	Score	RPI	S	Opponent	Score	RPI	S	Opponent	Score		
3	A	UCLA	1 4	49	H	Santa Clara	0 2	55	H	San Diego	0 2		
12	A	Pepperdine	1 3					56	H	BYU	0 3		
								83	A	Oregon	0 1		
										107	A	Portland	0 1
										126	H	Cal St. Fullerton	1 0
										154	A	UC Irvine	2 1
										170	H	San Francisco	0 1
										179	A	Gonzaga	2 1
										184	H	CSUN	1 0
										198	A	St. Mary's (CA)	2 2
										208	A	UC Santa Barbara	2 1
										226	A	Oregon St.	0 0
										250	H	Cleveland St.	2 0
										270	H	Weber St.	3 1
										298	H	New Mexico St.	3 1
										303	A	Pacific	3 1
				LAST 10 GAMES									
				55	H	San Diego	0 2	198	A	St. Mary's (CA)	2 2		
				12	A	Pepperdine	1 3	303	A	Pacific	3 1		
				107	A	Portland	0 1	49	H	Santa Clara	0 2		
				179	A	Gonzaga	2 1	170	H	San Francisco	0 1		
				56	H	BYU	0 3	184	H	CSUN	1 0		

**Non-Div. I Games:**

Loyola Marymount

Average RPI Win: 244		WON-LOST	WINNING	LAST 10	STRENGTH OF		OPP. STRENGTH	TEAM	ADJ	CONF.	ADJ CONF.
Average RPI Loss: 96		RECORD	PCT. RANK	GAMES	SCHEDULE		OF SCHEDULE	RPI	RPI	RPI	RPI
DIV. I ONLY		9-8-2	.52632	138	4-4-2		194	155	166	.49815	168
DIV. I NON-CONF.		6-4-0	.6	108	1-0-0		220	249	157	.49733	159
TOTALS		RPI 1-25	RPI 26-50		W-L RECORDS		RPI 51-100		RPI 101-150		RPI 150+
9-8-2	0-0-1	0-1-0		OVERALL		1-4-0		0-2-0		8-1-1	
6-1-2	0-0-1	0-0-0		HOME		1-0-0		0-0-0		5-1-1	
2-6-0	0-0-0	0-1-0		AWAY		0-3-0		0-2-0		2-0-0	
1-1-0	0-0-0	0-0-0		NEUTRAL		0-1-0		0-0-0		1-0-0	
6-4-0	0-0-0	0-0-0		NON-CONFERENCE		0-2-0		0-2-0		6-0-0	
4-0-0	0-0-0	0-0-0		HOME		0-0-0		0-0-0		4-0-0	
1-3-0	0-0-0	0-0-		AWAY		0-1-0		0-2-0		1-0-0	
1-1-0	0-0-0	0-0-0		NEUTRAL		0-1-0		0-0-0		1-0-0	
3-4-2	0-0-1	0-1-0		CONFERENCE		1-2-0		0-0-0		2-1-1	
2-1-2	0-0-1	0-0-0		HOME		1-0-0		0-0-0		1-1-1	
1-3-0	0-0-0	0-1-0		AWAY		0-2-0		0-0-0		1-0-0	
0-0-0	0-0-0	0-0-0		NEUTRAL		0-0-0		0-0-0		0-0-0	
RPI S	Opponent	Score		RPI S	Opponent	Score		RPI S	Opponent	Score	
20 H	DePaul	2	2	44 A	Georgetown	2	4	58 N	Miami (OH)	0	1
						64 A	Iowa	2	3	138 A	Evansville
						77 H	Marquette	2	1	178 H	Creighton
						82 A	St. John's (NY)	1	2	183 H	Villanova
						97 A	Providence	2	3	230 H	Seton Hall
										241 A	Northern Ky.
										258 N	Ohio
										263 A	Xavier
										264 H	Bowling Green
										271 H	IUPUI
										285 H	Indiana St.
										310 H	IPFW
LAST 10 GAMES											
77 H	Marquette	2	1	82 A	St. John's (NY)	1	2				
178 H	Creighton	1	1	44 A	Georgetown	2	4				
263 A	Xavier	2	1	230 H	Seton Hall	3	0				
20 H	DePaul	2	2	183 H	Villanova	0	1				
97 A	Providence	2	3	264 H	Bowling Green	5	0				

Non-Div. I Games:

Butler



Average RPI Win:	208	WON-LOST RECORD	WINNING PCT. RANK	LAST 10 GAMES	STRENGTH OF SCHEDULE	OPP. STRENGTH OF SCHEDULE	TEAM RPI	ADJ RPI	CONF. RPI	ADJ CONF. RPI	
DIV. I ONLY	10-8-2	.55	123	6-4-0	223	142	168	.49741	169	17	17
DIV. I NON-CONF.	4-3-1	.5625	129	0-0-0	245	123	175	.49041	175	16	16
<hr/>											
TOTALS	RPI 1-25	RPI 26-50		W-L RECORDS	RPI 51-100		RPI 101-150		RPI 150+		
10-8-2	0-0-0	0-2-0		OVERALL	0-2-1		3-0-0		7-4-1		
8-2-0	0-0-0	0-0-0		HOME	0-1-0		2-0-0		6-1-0		
2-5-2	0-0-0	0-2-0		AWAY	0-0-1		1-0-0		1-3-1		
0-1-0	0-0-0	0-0-0		NEUTRAL	0-1-0		0-0-0		0-0-0		
<hr/>											
4-3-1	0-0-0	0-1-0		NON-CONFERENCE	0-1-0		1-0-0		3-1-1		
3-1-0	0-0-0	0-0-0		HOME	0-1-0		1-0-0		2-0-0		
1-2-1	0-0-0	0-0-		AWAY	0-0-0		0-0-0		1-1-1		
0-0-0	0-0-0	0-0-0		NEUTRAL	0-0-0		0-0-0		0-0-0		
<hr/>											
6-5-1	0-0-0	0-1-0		CONFERENCE	0-1-1		2-0-0		4-3-0		
5-1-0	0-0-0	0-0-0		HOME	0-0-0		1-0-0		4-1-0		
1-3-1	0-0-0	0-1-0		AWAY	0-0-1		1-0-0		0-2-0		
0-1-0	0-0-0	0-0-0		NEUTRAL	0-1-0		0-0-0		0-0-0		
<hr/>											
RPI S	Opponent	Score	RPI S	Opponent	Score	RPI S	Opponent	Score	RPI S	Opponent	Score
			42 A	Arkansas	1 3	75 H	Utah	0 3	122 H	Wyoming	2 0
			50 A	San Diego St.	1 2	84 A	Colorado Col.	1 1	139 H	UC Riverside	1 0
						84 N	Colorado Col.	1 3	140 A	New Mexico	2 0
									158 A	Sam Houston St.	3 0
									159 H	UNLV	0 1
									166 A	Boise St.	0 1
									174 H	Idaho St.	4 2
									219 A	Missouri St.	0 2
									222 H	San Jose St.	1 0
									225 A	Air Force	0 1
									238 A	Houston	1 1
									259 H	Nevada	4 0
									277 H	Colorado St.	1 0
									284 H	Fresno St.	2 1
									308 H	Omaha	3 0
<hr/>											
LAST 10 GAMES											
			84 N	Colorado Col.	1 3	50 A	San Diego St.	1 2			
			166 A	Boise St.	0 1	284 H	Fresno St.	2 1			
			259 H	Nevada	4 0	222 H	San Jose St.	1 0			
			159 H	UNLV	0 1	277 H	Colorado St.	1 0			
			140 A	New Mexico	2 0	122 H	Wyoming	2 0			

**Non-Div. I Games:**

Utah St.

Average RPI Win:		218	WON-LOST RECORD		WINNING PCT. RANK		LAST 10 GAMES		STRENGTH OF SCHEDULE		OPP. STRENGTH OF SCHEDULE		TEAM RPI		ADJ RPI		CONF. RPI		ADJ CONF. RPI				
DIV. I ONLY		7-10-3		.425		211		3-6-1		109		117		176		.49692		170		7		7	
DIV. I NON-CONF.		4-5-2		.45455		187		0-1-0		131		145		155		.50063		151		7		7	
TOTALS		RPI 1-25		RPI 26-50		W-L RECORDS		RPI 51-100		RPI 101-150		RPI 150+											
7-10-3		1-2-0		0-3-0		OVERALL		0-2-0		0-0-2		6-3-1											
3-2-3		0-0-0		0-1-0		HOME		0-0-0		0-0-2		3-1-1											
4-8-0		1-2-0		0-2-0		AWAY		0-2-0		0-0-0		3-2-0											
0-0-0		0-0-0		0-0-0		NEUTRAL		0-0-0		0-0-0		0-0-0											
4-5-2		1-1-0		0-2-0		NON-CONFERENCE		0-0-0		0-0-1		3-2-1											
1-0-2		0-0-0		0-0-0		HOME		0-0-0		0-0-1		1-0-1											
3-5-0		1-1-0		0-0-		AWAY		0-0-0		0-0-0		2-2-0											
0-0-0		0-0-0		0-0-0		NEUTRAL		0-0-0		0-0-0		0-0-0											
3-5-1		0-1-0		0-1-0		CONFERENCE		0-2-0		0-0-1		3-1-0											
2-2-1		0-0-0		0-1-0		HOME		0-0-0		0-0-1		2-1-0											
1-3-0		0-1-0		0-0-0		AWAY		0-2-0		0-0-0		1-0-0											
0-0-0		0-0-0		0-0-0		NEUTRAL		0-0-0		0-0-0		0-0-0											
RPI	S	Opponent		Score		RPI	S	Opponent		Score		RPI	S	Opponent		Score							
12	A	Pepperdine		1	2	36	A	Colorado		0	3	55	A	San Diego		0	1						
21	A	California		1	3	41	A	Harvard		0	1	56	A	BYU		0	3						
23	A	Boston U.		1	0	49	H	Santa Clara		0	1												

Non-Div. I Games:

San Francisco

Average RPI Win: 189		WON-LOST	WINNING	LAST 10	STRENGTH OF		OPP. STRENGTH	TEAM	ADJ	CONF.	ADJ CONF.
Average RPI Loss: 139		RECORD	PCT. RANK	GAMES	SCHEDULE		OF SCHEDULE	RPI	RPI	RPI	RPI
DIV. I ONLY		8-11-0	.42105	215	5-5-0		84	189	174	.49619	171
DIV. I NON-CONF.		3-6-0	.33333	249	0-0-0		140	212	230	.45996	227
TOTALS		RPI 1-25	RPI 26-50		W-L RECORDS		RPI 51-100		RPI 101-150		RPI 150+
8-11-0	0-0-0	0-0-0		OVERALL		2-4-0		0-2-0		6-5-0	
4-3-0	0-0-0	0-0-0		HOME		2-1-0		0-0-0		2-2-0	
4-7-0	0-0-0	0-0-0		AWAY		0-2-0		0-2-0		4-3-0	
0-1-0	0-0-0	0-0-0		NEUTRAL		0-1-0		0-0-0		0-0-0	
3-6-0	0-0-0	0-0-0		NON-CONFERENCE		1-1-0		0-1-0		2-4-0	
2-1-0	0-0-0	0-0-0		HOME		1-0-0		0-0-0		1-1-0	
1-5-0	0-0-0	0-0-		AWAY		0-1-0		0-1-0		1-3-0	
0-0-0	0-0-0	0-0-0		NEUTRAL		0-0-0		0-0-0		0-0-0	
5-5-0	0-0-0	0-0-0		CONFERENCE		1-3-0		0-1-0		4-1-0	
2-2-0	0-0-0	0-0-0		HOME		1-1-0		0-0-0		1-1-0	
3-2-0	0-0-0	0-0-0		AWAY		0-1-0		0-1-0		3-0-0	
0-1-0	0-0-0	0-0-0		NEUTRAL		0-1-0		0-0-0		0-0-0	
RPI S	Opponent	Score	RPI S	Opponent	Score	RPI S	Opponent	Score	RPI S	Opponent	Score
						53 H	South Ala.	1 2	115 A	Texas St.	1 2
						73 H	Troy	3 2	130 A	East Tenn. St.	0 1
						74 A	Ga. Southern	0 2	151 A	Marshall	1 2
						74 N	Ga. Southern	0 1	173 A	Morehead St.	1 4
						81 H	Liberty	4 3	180 H	La.-Lafayette	1 2
						95 A	James Madison	1 2	194 A	Georgia St.	2 1
									196 H	Belmont	4 1
									199 A	UALR	3 0
									224 A	Elon	3 1
									240 H	La.-Monroe	1 0
									243 A	Radford	1 2
									245 H	George Mason	0 2
									301 A	Arkansas St.	1 0
LAST 10 GAMES											
						74 N	Ga. Southern	0 1	53 H	South Ala.	1 2
						74 A	Ga. Southern	0 2	73 H	Troy	3 2
						194 A	Georgia St.	2 1	115 A	Texas St.	1 2
						240 H	La.-Monroe	1 0	301 A	Arkansas St.	1 0
						180 H	La.-Lafayette	1 2	199 A	UALR	3 0

Non-Div. I Games:

Appalachian St.

Average RPI Win:	136	WON-LOST	WINNING	LAST 10	STRENGTH OF	OPP. STRENGTH	TEAM	ADJ	CONF.	ADJ CONF.	
Average RPI Loss:	116	RECORD	PCT. RANK	GAMES	SCHEDULE	OF SCHEDULE	RPI	RPI	RPI	RPI	
DIV. I ONLY	7-9-4	.45	194	2-5-3	125	102	171	.49611	172	11	11
DIV. I NON-CONF.	5-4-1	.55	142	0-0-0	178	95	137	.51109	139	12	12
<hr/>											
TOTALS	RPI 1-25	RPI 26-50		W-L RECORDS		RPI 51-100		RPI 101-150		RPI 150+	
7-9-4	1-2-0	0-1-0		OVERALL		1-1-0		1-3-0		4-2-4	
4-3-2	0-0-0	0-1-0		HOME		1-0-0		1-1-0		2-1-2	
3-6-2	1-2-0	0-0-0		AWAY		0-1-0		0-2-0		2-1-2	
0-0-0	0-0-0	0-0-0		NEUTRAL		0-0-0		0-0-0		0-0-0	
5-4-1	1-2-0	0-0-0		NON-CONFERENCE		0-0-0		0-0-0		4-2-1	
2-1-1	0-0-0	0-0-0		HOME		0-0-0		0-0-0		2-1-1	
3-3-0	1-2-0	0-0-		AWAY		0-0-0		0-0-0		2-1-0	
0-0-0	0-0-0	0-0-0		NEUTRAL		0-0-0		0-0-0		0-0-0	
2-5-3	0-0-0	0-1-0		CONFERENCE		1-1-0		1-3-0		0-0-3	
2-2-1	0-0-0	0-1-0		HOME		1-0-0		1-1-0		0-0-1	
0-3-2	0-0-0	0-0-0		AWAY		0-1-0		0-2-0		0-0-2	
0-0-0	0-0-0	0-0-0		NEUTRAL		0-0-0		0-0-0		0-0-0	
RPI S	Opponent	Score		RPI S	Opponent	Score		RPI S	Opponent	Score	
12 A	Pepperdine	0	4	46 H	Rice	2	3	62 H	North Texas	2	0
17 A	UCF	0	1					86 A	UTEP	1	2
22 A	South Fla.	1	0								

Non-Div. I Games:

Fla. Atlantic

Average RPI Win: 230		WON-LOST RECORD		WINNING PCT. RANK		LAST 10 GAMES		STRENGTH OF SCHEDULE		OPP. STRENGTH OF SCHEDULE		TEAM RPI		ADJ RPI		CONF. RPI		ADJ CONF. RPI	
Average RPI Loss: 147																			
DIV. I ONLY		11-6-5		.61364		86		5-4-1		271		184		169		.49566		173	
DIV. I NON-CONF.		5-2-3		.65		80		0-0-0		270		131		149		.5011		150	
TOTALS		RPI 1-25		RPI 26-50		W-L RECORDS		RPI 51-100		RPI 101-150		RPI 150+							
11-6-5		0-1-0		0-0-0		OVERALL		0-0-1		2-2-1		9-3-3							
7-1-0		0-0-0		0-0-0		HOME		0-0-0		2-1-0		5-0-0							
3-4-5		0-1-0		0-0-0		AWAY		0-0-1		0-0-1		3-3-3							
1-1-0		0-0-0		0-0-0		NEUTRAL		0-0-0		0-1-0		1-0-0							
5-2-3		0-1-0		0-0-0		NON-CONFERENCE		0-0-1		2-0-0		3-1-2							
3-0-0		0-0-0		0-0-0		HOME		0-0-0		2-0-0		1-0-0							
2-2-3		0-1-0		0-0-		AWAY		0-0-1		0-0-0		2-1-2							
0-0-0		0-0-0		0-0-0		NEUTRAL		0-0-0		0-0-0		0-0-0							
6-4-2		0-0-0		0-0-0		CONFERENCE		0-0-0		0-2-1		6-2-1							
4-1-0		0-0-0		0-0-0		HOME		0-0-0		0-1-0		4-0-0							
1-2-2		0-0-0		0-0-0		AWAY		0-0-0		0-0-1		1-2-1							
1-1-0		0-0-0		0-0-0		NEUTRAL		0-0-0		0-1-0		1-0-0							
RPI	S	Opponent		Score		RPI	S	Opponent		Score		RPI	S	Opponent		Score			
18	A	Kentucky		0 3								98	A	Ball St.		2 2			
														105 H Louisville		2 0			
														122 H Wyoming		2 1			
														123 H SIUE		1 2			
														123 N SIUE		1 2			
														136 A UT Martin		1 1			
														155 A Southeast Mo. St.		1 2			
														171 H Appalachian St.		4 1			
														177 H Jacksonville St.		2 1			
														187 A Murray St.		0 5			
														187 N Murray St.		5 1			
														196 A Belmont		2 2			
														241 A Northern Ky.		1 1			
														263 A Xavier		0 0			
														264 A Bowling Green		2 1			
														273 A Wright St.		0 1			
														288 H Austin Peay		2 1			
														300 A Eastern Ky.		3 1			
														302 A Ill.-Chicago		3 1			
														304 H Tennessee Tech		3 0			
														309 H Eastern Ill.		5 0			
						LAST 10 GAMES													
														123 N SIUE		1 2			
														136 A UT Martin		1 1			
														187 A Murray St.		0 5			
														304 H Tennessee Tech		3 0			
														177 H Jacksonville St.		2 1			

Non-Div. I Games:

Morehead St.

Average RPI Win:	219	WON-LOST RECORD	WINNING PCT. RANK	LAST 10 GAMES	STRENGTH OF SCHEDULE	OPP. STRENGTH OF SCHEDULE	TEAM RPI	ADJ RPI	CONF. RPI	ADJ CONF. RPI	
Average RPI Loss:	131										
DIV. I ONLY	9-9-1	.5	156	5-4-1	144	227	172	.4954	174	23	23
DIV. I NON-CONF.	2-4-0	.33333	249	0-0-0	81	140	193	.48116	193	22	22
<hr/>											
TOTALS	RPI 1-25	RPI 26-50		W-L RECORDS	RPI 51-100		RPI 101-150		RPI 150+		
9-9-1	0-0-0	0-1-0		OVERALL	0-2-0		2-3-0		7-3-1		
4-3-0	0-0-0	0-0-0		HOME	0-1-0		1-1-0		3-1-0		
4-5-1	0-0-0	0-1-0		AWAY	0-0-0		1-2-0		3-2-1		
1-1-0	0-0-0	0-0-0		NEUTRAL	0-1-0		0-0-0		1-0-0		
<hr/>											
2-4-0	0-0-0	0-1-0		NON-CONFERENCE	0-0-0		1-1-0		1-2-0		
2-0-0	0-0-0	0-0-0		HOME	0-0-0		1-0-0		1-0-0		
0-4-0	0-0-0	0-0-		AWAY	0-0-0		0-1-0		0-2-0		
0-0-0	0-0-0	0-0-0		NEUTRAL	0-0-0		0-0-0		0-0-0		
<hr/>											
7-5-1	0-0-0	0-0-0		CONFERENCE	0-2-0		1-2-0		6-1-1		
2-3-0	0-0-0	0-0-0		HOME	0-1-0		0-1-0		2-1-0		
4-1-1	0-0-0	0-0-0		AWAY	0-0-0		1-1-0		3-0-1		
1-1-0	0-0-0	0-0-0		NEUTRAL	0-1-0		0-0-0		1-0-0		
<hr/>											
RPI S	Opponent	Score	RPI S	Opponent	Score	RPI S	Opponent	Score	RPI S	Opponent	Score
			50 A	San Diego St.	0 3	99 H	Northern Ariz.	1 2	117 A	Montana	1 3
						99 N	Northern Ariz.	1 2	117 A	Montana	2 1
									122 H	Wyoming	3 2
									126 A	Cal St. Fullerton	1 4
									142 H	Portland St.	0 1
									163 H	Hawaii	5 4
									166 A	Boise St.	1 4
									169 A	Utah St.	2 4
									212 H	Northern Colo.	1 2
									212 N	Northern Colo.	2 1
									220 H	Southern Utah	2 1
									252 A	Eastern Wash.	2 1
									262 A	Idaho	2 2
									270 A	Weber St.	2 1
									291 A	Sacramento St.	3 2
									324 H	North Dakota	1 0
<hr/>											
LAST 10 GAMES											
			99 N	Northern Ariz.	1 2	220 H	Southern Utah	2 1			
			117 A	Montana	2 1	262 A	Idaho	2 2			
			212 N	Northern Colo.	2 1	291 A	Sacramento St.	3 2			
			270 A	Weber St.	2 1	142 H	Portland St.	0 1			
			99 H	Northern Ariz.	1 2	212 H	Northern Colo.	1 2			

Non-Div. I Games: Minot St. 4 2

Idaho St.

Average RPI Win:	191	WON-LOST RECORD	WINNING PCT. RANK	LAST 10 GAMES	STRENGTH OF SCHEDULE	OPP. STRENGTH OF SCHEDULE	TEAM RPI	ADJ RPI	CONF. RPI	ADJ CONF. RPI				
DIV. I ONLY		6-9-4	.42105	215	3-5-2	101	108	173	.49519	175	10	10		
DIV. I NON-CONF.		3-4-2	.44444	196	0-0-0	115	138	153	.49908	155	8	8		
<hr/>														
TOTALS	RPI 1-25	RPI 26-50		W-L RECORDS		RPI 51-100		RPI 101-150		RPI 150+				
6-9-4	0-1-0	0-4-0		OVERALL		1-2-0		1-0-1		4-2-3				
4-5-1	0-1-0	0-1-0		HOME		1-2-0		1-0-0		2-1-1				
1-4-2	0-0-0	0-3-0		AWAY		0-0-0		0-0-1		1-1-1				
1-0-1	0-0-0	0-0-0		NEUTRAL		0-0-0		0-0-0		1-0-1				
3-4-2	0-1-0	0-1-0		NON-CONFERENCE		0-1-0		1-0-0		2-1-2				
2-3-0	0-1-0	0-1-0		HOME		0-1-0		1-0-0		1-0-0				
0-1-1	0-0-0	0-0-		AWAY		0-0-0		0-0-0		0-1-1				
1-0-1	0-0-0	0-0-0		NEUTRAL		0-0-0		0-0-0		1-0-1				
3-5-2	0-0-0	0-3-0		CONFERENCE		1-1-0		0-0-1		2-1-1				
2-2-1	0-0-0	0-0-0		HOME		1-1-0		0-0-0		1-1-1				
1-3-1	0-0-0	0-3-0		AWAY		0-0-0		0-0-1		1-0-0				
0-0-0	0-0-0	0-0-0		NEUTRAL		0-0-0		0-0-0		0-0-0				
<hr/>														
RPI	S	Opponent	Score		RPI	S	Opponent	Score		RPI	S	Opponent	Score	
20	H	DePaul	0	1	27	A	Northeastern	0	4	76	H	Fairfield	0	1
					43	A	Hofstra	0	3	87	H	William & Mary	2	0
					43	A	Hofstra	0	1	95	H	James Madison	2	4
					44	H	Georgetown	0	5					

**Non-Div. I Games:**

Towson

Average RPI Win: 221		WON-LOST	WINNING	LAST 10	STRENGTH OF		OPP. STRENGTH	TEAM	ADJ	CONF.	ADJ CONF.
Average RPI Loss: 104		RECORD	PCT. RANK	GAMES	SCHEDULE		OF SCHEDULE	RPI	RPI	RPI	RPI
DIV. I ONLY		6-9-4	.42105	215	2-5-3		87	173	175	.49448	176
DIV. I NON-CONF.		4-5-0	.44444	196	0-1-0		97	251	164	.4948	164
TOTALS		RPI 1-25	RPI 26-50		W-L RECORDS		RPI 51-100		RPI 101-150		RPI 150+
6-9-4		1-1-0	0-1-0		OVERALL		0-2-1		0-3-1		5-2-2
2-5-2		1-1-0	0-1-0		HOME		0-1-1		0-1-0		1-1-1
3-4-2		0-0-0	0-0-0		AWAY		0-1-0		0-2-1		3-1-1
1-0-0		0-0-0	0-0-0		NEUTRAL		0-0-0		0-0-0		1-0-0
4-5-0		0-1-0	0-0-0		NON-CONFERENCE		0-1-0		0-2-0		4-1-0
1-3-0		0-1-0	0-0-0		HOME		0-1-0		0-0-0		1-1-0
2-2-0		0-0-0	0-0-		AWAY		0-0-0		0-2-0		2-0-0
1-0-0		0-0-0	0-0-0		NEUTRAL		0-0-0		0-0-0		1-0-0
2-4-4		1-0-0	0-1-0		CONFERENCE		0-1-1		0-1-1		1-1-2
1-2-2		1-0-0	0-1-0		HOME		0-0-1		0-1-0		0-0-1
1-2-2		0-0-0	0-0-0		AWAY		0-1-0		0-0-1		1-1-1
0-0-0		0-0-0	0-0-0		NEUTRAL		0-0-0		0-0-0		0-0-0
RPI S	Opponent	Score		RPI S	Opponent	Score		RPI S	Opponent	Score	
20 H	DePaul	2	4	39 H	Colgate	0	1	65 A	Navy	1	4
23 H	Boston U.	1	0					65 H	Navy	0	0
								79 H	George Washington	0	3
								109 A	Penn	0	1
								125 H	Bucknell	1	2
								128 A	Holy Cross	0	0
								144 A	UMBC	2	3
								161 A	Army	0	1
								175 H	Towson	1	0
								190 H	Saint Joseph's	0	1
								211 H	Lehigh	0	0
								245 A	George Mason	2	0
								255 A	Lafayette	0	0
								282 A	American	2	0
								283 A	Howard	1	0
								315 N	Mt. St. Mary's	2	0
LAST 10 GAMES											
65 A	Navy	1	4	211 H	Lehigh	0	0	109 A	Penn	0	1
255 A	Lafayette	0	0	161 A	Army	0	1	125 H	Bucknell	1	2
65 H	Navy	0	0	39 H	Colgate	0	1				
282 A	American	2	0								
23 H	Boston U.	1	0								

Non-Div. I Games:

Loyola Maryland



Average RPI Win:	261	WON-LOST RECORD	WINNING PCT. RANK	LAST 10 GAMES	STRENGTH OF SCHEDULE	OPP. STRENGTH OF SCHEDULE	TEAM RPI	ADJ RPI	CONF. RPI	ADJ CONF. RPI	
DIV. I ONLY	11-10-1	.52273	154	6-3-1	164	274	177	.4942	177	22	22
DIV. I NON-CONF.	4-5-0	.44444	196	0-0-0	157	285	198	.47642	198	21	21
TOTALS	RPI 1-25	RPI 26-50	W-L RECORDS		RPI 51-100	RPI 101-150	RPI 150+				
11-10-1	0-0-0	0-0-0	OVERALL		0-4-0	1-2-1	10-4-0				
5-3-0	0-0-0	0-0-0	HOME		0-1-0	1-1-0	4-1-0				
6-6-0	0-0-0	0-0-0	AWAY		0-3-0	0-0-0	6-3-0				
0-1-1	0-0-0	0-0-0	NEUTRAL		0-0-0	0-1-1	0-0-0				
4-5-0	0-0-0	0-0-0	NON-CONFERENCE		0-4-0	0-0-0	4-1-0				
2-1-0	0-0-0	0-0-0	HOME		0-1-0	0-0-0	2-0-0				
2-4-0	0-0-0	0-0-	AWAY		0-3-0	0-0-0	2-1-0				
0-0-0	0-0-0	0-0-0	NEUTRAL		0-0-0	0-0-0	0-0-0				
7-5-1	0-0-0	0-0-0	CONFERENCE		0-0-0	1-2-1	6-3-0				
3-2-0	0-0-0	0-0-0	HOME		0-0-0	1-1-0	2-1-0				
4-2-0	0-0-0	0-0-0	AWAY		0-0-0	0-0-0	4-2-0				
0-1-1	0-0-0	0-0-0	NEUTRAL		0-0-0	0-1-1	0-0-0				
RPI S	Opponent	Score	RPI S	Opponent	Score	RPI S	Opponent	Score	RPI S	Opponent	Score
						66 A	Alabama	0 2	123 H	SIUE	1 2
						73 A	Troy	1 3	123 N	SIUE	2 3
						85 H	Samford	2 3	136 H	UT Martin	2 1
						98 A	Ball St.	1 3	136 N	UT Martin	1 1
									155 A	Southeast Mo. St.	1 0
									155 H	Southeast Mo. St.	0 3
									173 A	Morehead St.	1 2
									187 A	Murray St.	0 3
									196 H	Belmont	4 2
									224 A	Elon	0 2
									260 A	Gardner-Webb	1 0
									287 A	Alabama St.	3 0
									288 A	Austin Peay	5 0
									300 A	Eastern Ky.	2 1
									304 A	Tennessee Tech	2 1
									306 H	Jackson St.	7 1
									309 H	Eastern Ill.	3 1
									325 H	Mississippi Val.	15 0
LAST 10 GAMES											
						123 N	SIUE	2 3	123 H	SIUE	1 2
						155 A	Southeast Mo. St.	1 0	196 H	Belmont	4 2
						136 N	UT Martin	1 1	288 A	Austin Peay	5 0
						304 A	Tennessee Tech	2 1	309 H	Eastern Ill.	3 1
						155 H	Southeast Mo. St.	0 3	300 A	Eastern Ky.	2 1

Non-Div. I Games:

Jacksonville St.

Average RPI Win:	258	WON-LOST	WINNING	LAST 10	STRENGTH OF	OPP. STRENGTH	TEAM	ADJ	CONF.	ADJ CONF.	
Average RPI Loss:	93	RECORD	PCT. RANK	GAMES	SCHEDULE	OF SCHEDULE	RPI	RPI	RPI	RPI	
DIV. I ONLY	10-6-2	.61111	90	3-5-2	281	192	178	.49401	178	9	9
DIV. I NON-CONF.	8-1-0	.88889	8	1-0-0	310	315	114	.52318	114	9	9
<hr/>											
TOTALS	RPI 1-25	RPI 26-50		W-L RECORDS		RPI 51-100		RPI 101-150		RPI 150+	
10-6-2	0-1-0	0-1-0		OVERALL		1-2-0		0-0-0		9-2-2	
5-4-1	0-0-0	0-1-0		HOME		1-1-0		0-0-0		4-2-1	
5-2-1	0-1-0	0-0-0		AWAY		0-1-0		0-0-0		5-0-1	
0-0-0	0-0-0	0-0-0		NEUTRAL		0-0-0		0-0-0		0-0-0	
<hr/>											
8-1-0	0-0-0	0-0-0		NON-CONFERENCE		0-0-0		0-0-0		8-1-0	
4-1-0	0-0-0	0-0-0		HOME		0-0-0		0-0-0		4-1-0	
4-0-0	0-0-0	0-0-		AWAY		0-0-0		0-0-0		4-0-0	
0-0-0	0-0-0	0-0-0		NEUTRAL		0-0-0		0-0-0		0-0-0	
<hr/>											
2-5-2	0-1-0	0-1-0		CONFERENCE		1-2-0		0-0-0		1-1-2	
1-3-1	0-0-0	0-1-0		HOME		1-1-0		0-0-0		0-1-1	
1-2-1	0-1-0	0-0-0		AWAY		0-1-0		0-0-0		1-0-1	
0-0-0	0-0-0	0-0-0		NEUTRAL		0-0-0		0-0-0		0-0-0	
<hr/>											
RPI S	Opponent	Score	RPI S	Opponent	Score	RPI S	Opponent	Score	RPI S	Opponent	Score
20 A	DePaul	0 2	44 H	Georgetown	0 1	77 A	Marquette	2 7	152 H	UMKC	0 2
						82 H	St. John's (NY)	0 1	168 A	Butler	1 1
						97 H	Providence	2 1	183 H	Villanova	0 2
									204 A	South Dakota St.	3 2
									217 H	Drake	4 3
									230 H	Seton Hall	1 1
									263 A	Xavier	1 0
									269 A	South Dakota	3 1
									286 H	Western Ill.	4 0
									298 H	New Mexico St.	6 0
									308 A	Omaha	2 1
									312 H	Incarnate Word	2 0
									324 A	North Dakota	3 0
<hr/>											
LAST 10 GAMES											
						230 H	Seton Hall	1 1			
						97 H	Providence	2 1			
						82 H	St. John's (NY)	0 1			
						77 A	Marquette	2 7			
						308 A	Omaha	2 1			

Non-Div. I Games:

Creighton

Average RPI Win:	199	WON-LOST	WINNING	LAST 10	STRENGTH OF	OPP. STRENGTH	TEAM	ADJ	CONF.	ADJ CONF.	
Average RPI Loss:	118	RECORD	PCT. RANK	GAMES	SCHEDULE	OF SCHEDULE	RPI	RPI	RPI	RPI	
DIV. I ONLY	9-9-1	.5	156	4-5-1	209	101	180	.49391	179	7	7
DIV. I NON-CONF.	5-5-0	.5	154	0-1-0	258	130	213	.47133	209	7	7
<hr/>											
TOTALS	RPI 1-25	RPI 26-50		W-L RECORDS		RPI 51-100		RPI 101-150		RPI 150+	
9-9-1	0-1-1	0-1-0		OVERALL		2-1-0		0-2-0		7-4-0	
3-4-1	0-1-1	0-0-0		HOME		0-0-0		0-2-0		3-1-0	
6-5-0	0-0-0	0-1-0		AWAY		2-1-0		0-0-0		4-3-0	
0-0-0	0-0-0	0-0-0		NEUTRAL		0-0-0		0-0-0		0-0-0	
5-5-0	0-1-0	0-0-0		NON-CONFERENCE		1-0-0		0-1-0		4-3-0	
1-2-0	0-1-0	0-0-0		HOME		0-0-0		0-1-0		1-0-0	
4-3-0	0-0-0	0-0-		AWAY		1-0-0		0-0-0		3-3-0	
0-0-0	0-0-0	0-0-0		NEUTRAL		0-0-0		0-0-0		0-0-0	
4-4-1	0-0-1	0-1-0		CONFERENCE		1-1-0		0-1-0		3-1-0	
2-2-1	0-0-1	0-0-0		HOME		0-0-0		0-1-0		2-1-0	
2-2-0	0-0-0	0-1-0		AWAY		1-1-0		0-0-0		1-0-0	
0-0-0	0-0-0	0-0-0		NEUTRAL		0-0-0		0-0-0		0-0-0	
RPI S	Opponent	Score	RPI S	Opponent	Score	RPI S	Opponent	Score	RPI S	Opponent	Score
12 H	Pepperdine	1 1	49 A	Santa Clara	0 3	55 A	San Diego	2 0	107 H	Portland	0 3
24 H	Washington St.	1 2				56 A	BYU	0 2	117 H	Montana	0 2
						62 A	North Texas	2 1	154 A	UC Irvine	0 3
									166 A	Boise St.	2 0
									167 H	Loyola Marymount	1 2
									170 A	San Francisco	3 2
									184 A	CSUN	0 1
									198 H	St. Mary's (CA)	2 1
									200 A	SMU	1 2
									262 H	Idaho	5 0
									284 A	Fresno St.	3 0
									295 A	Bakersfield	2 1
									303 H	Pacific	1 0
			LAST 10 GAMES								
			107 H Portland 0 3			56 A BYU 0 2					
			170 A San Francisco 3 2			55 A San Diego 2 0					
			49 A Santa Clara 0 3			303 H Pacific 1 0					
			12 H Pepperdine 1 1			198 H St. Mary's (CA) 2 1					
			167 H Loyola Marymount 1 2			200 A SMU 1 2					

**Non-Div. I Games:**

Gonzaga

Average RPI Win: 247		WON-LOST	WINNING	LAST 10	STRENGTH OF		OPP. STRENGTH	TEAM	ADJ	CONF.	ADJ CONF.
Average RPI Loss: 118		RECORD	PCT. RANK	GAMES	SCHEDULE		OF SCHEDULE	RPI	RPI	RPI	RPI
DIV. I ONLY		9-8-2	.52632	138	4-5-1		189	228	179	.49371	180
DIV. I NON-CONF.		5-3-1	.61111	101	0-0-0		290	287	210	.47091	210
TOTALS		RPI 1-25	RPI 26-50		W-L RECORDS		RPI 51-100		RPI 101-150		RPI 150+
9-8-2	0-0-0	0-0-0		OVERALL		0-4-1		0-2-0		9-2-1	
7-2-1	0-0-0	0-0-0		HOME		0-1-0		0-0-0		7-1-1	
2-5-1	0-0-0	0-0-0		AWAY		0-2-1		0-2-0		2-1-0	
0-1-0	0-0-0	0-0-0		NEUTRAL		0-1-0		0-0-0		0-0-0	
5-3-1	0-0-0	0-0-0		NON-CONFERENCE		0-1-0		0-1-0		5-1-1	
4-0-1	0-0-0	0-0-0		HOME		0-0-0		0-0-0		4-0-1	
1-3-0	0-0-0	0-0-		AWAY		0-1-0		0-1-0		1-1-0	
0-0-0	0-0-0	0-0-0		NEUTRAL		0-0-0		0-0-0		0-0-0	
4-5-1	0-0-0	0-0-0		CONFERENCE		0-3-1		0-1-0		4-1-0	
3-2-0	0-0-0	0-0-0		HOME		0-1-0		0-0-0		3-1-0	
1-2-1	0-0-0	0-0-0		AWAY		0-1-1		0-1-0		1-0-0	
0-1-0	0-0-0	0-0-0		NEUTRAL		0-1-0		0-0-0		0-0-0	
RPI S	Opponent	Score	RPI S	Opponent	Score	RPI S	Opponent	Score	RPI S	Opponent	Score
						53 A	South Ala.	4 4	115 A	Texas St.	1 2
						68 A	Ole Miss	1 5	134 A	Louisiana Tech	0 2
						73 A	Troy	0 2	158 A	Sam Houston St.	1 0
						73 N	Troy	0 1	171 A	Appalachian St.	2 1
						74 H	Ga. Southern	1 2	194 H	Georgia St.	1 2
									199 H	UALR	2 1
									213 A	Southeastern La.	0 3
									238 H	Houston	1 1
									240 H	La.-Monroe	4 2
									249 H	Lamar	7 2
									257 H	McNeese St.	3 0
									301 H	Arkansas St.	4 2
									314 H	Texas Southern	5 1
									332 H	Alcorn	10 1
LAST 10 GAMES											
						73 N	Troy	0 1	199 H	UALR	2 1
						240 H	La.-Monroe	4 2	53 A	South Ala.	4 4
						115 A	Texas St.	1 2	73 A	Troy	0 2
						171 A	Appalachian St.	2 1	74 H	Ga. Southern	1 2
						301 H	Arkansas St.	4 2	194 H	Georgia St.	1 2

Non-Div. I Games:

La.-Lafayette

Average RPI Win:	200	WON-LOST	WINNING	LAST 10	STRENGTH OF	OPP. STRENGTH	TEAM	ADJ	CONF.	ADJ CONF.	
Average RPI Loss:	138	RECORD	PCT. RANK	GAMES	SCHEDULE	OF SCHEDULE	RPI	RPI	RPI	RPI	
DIV. I ONLY	8-9-0	.47059	189	3-7-0	141	195	181	.49352	181	8	8
DIV. I NON-CONF.	6-4-0	.6	108	1-3-0	216	267	158	.4994	154	10	10
<hr/>											
TOTALS	RPI 1-25	RPI 26-50		W-L RECORDS		RPI 51-100		RPI 101-150		RPI 150+	
8-9-0	0-0-0	1-2-0		OVERALL		1-0-0		1-4-0		5-3-0	
4-4-0	0-0-0	1-0-0		HOME		1-0-0		1-3-0		1-1-0	
4-5-0	0-0-0	0-2-0		AWAY		0-0-0		0-1-0		4-2-0	
0-0-0	0-0-0	0-0-0		NEUTRAL		0-0-0		0-0-0		0-0-0	
<hr/>											
6-4-0	0-0-0	1-1-0		NON-CONFERENCE		0-0-0		0-1-0		5-2-0	
2-2-0	0-0-0	1-0-0		HOME		0-0-0		0-1-0		1-1-0	
4-2-0	0-0-0	0-0-		AWAY		0-0-0		0-0-0		4-1-0	
0-0-0	0-0-0	0-0-0		NEUTRAL		0-0-0		0-0-0		0-0-0	
<hr/>											
2-5-0	0-0-0	0-1-0		CONFERENCE		1-0-0		1-3-0		0-1-0	
2-2-0	0-0-0	0-0-0		HOME		1-0-0		1-2-0		0-0-0	
0-3-0	0-0-0	0-1-0		AWAY		0-0-0		0-1-0		0-1-0	
0-0-0	0-0-0	0-0-0		NEUTRAL		0-0-0		0-0-0		0-0-0	
<hr/>											
RPI S	Opponent	Score	RPI S	Opponent	Score	RPI S	Opponent	Score	RPI S	Opponent	Score
			35 H	Buffalo	3 2	92 H	Dartmouth	1 0	108 H	Yale	0 1
			39 A	Colgate	1 2				109 H	Penn	3 2
			41 A	Harvard	0 2				119 H	Princeton	1 2
									121 H	Temple	1 2
									143 A	Columbia	0 1
									193 A	Massachusetts	1 0
									203 A	Brown	0 2
									221 H	Wagner	1 2
									239 A	Binghamton	1 0
									246 A	St. Bonaventure	2 3
									296 A	Marist	1 0
									318 A	NJIT	1 0
									319 H	VMI	5 0
<hr/>											
			LAST 10 GAMES								
			92 H	Dartmouth	1 0	246 A	St. Bonaventure	2 3			
			119 H	Princeton	1 2	41 A	Harvard	0 2			
			203 A	Brown	0 2	39 A	Colgate	1 2			
			318 A	NJIT	1 0	109 H	Penn	3 2			
			108 H	Yale	0 1	221 H	Wagner	1 2			

Non-Div. I Games:

Cornell

Average RPI Win: 218		WON-LOST	WINNING	LAST 10	STRENGTH OF		OPP. STRENGTH	TEAM	ADJ	CONF.	ADJ CONF.
Average RPI Loss: 50		RECORD	PCT. RANK	GAMES	SCHEDULE		OF SCHEDULE	RPI	RPI	RPI	RPI
DIV. I ONLY		6-12-0	.33333	262	2-8-0		83	39	183	.49056	182
DIV. I NON-CONF.		4-4-0	.5	154	0-0-0		211	91	178	.48914	178
TOTALS		RPI 1-25	RPI 26-50		W-L RECORDS		RPI 51-100		RPI 101-150		RPI 150+
6-12-0	0-5-0	0-3-0		OVERALL		0-2-0		1-1-0		5-1-0	
2-8-0	0-3-0	0-1-0		HOME		0-2-0		0-1-0		2-1-0	
4-4-0	0-2-0	0-2-0		AWAY		0-0-0		1-0-0		3-0-0	
0-0-0	0-0-0	0-0-0		NEUTRAL		0-0-0		0-0-0		0-0-0	
4-4-0	0-1-0	0-1-0		NON-CONFERENCE		0-1-0		0-0-0		4-1-0	
2-3-0	0-1-0	0-0-0		HOME		0-1-0		0-0-0		2-1-0	
2-1-0	0-0-0	0-0-		AWAY		0-0-0		0-0-0		2-0-0	
0-0-0	0-0-0	0-0-0		NEUTRAL		0-0-0		0-0-0		0-0-0	
2-8-0	0-4-0	0-2-0		CONFERENCE		0-1-0		1-1-0		1-0-0	
0-5-0	0-2-0	0-1-0		HOME		0-1-0		0-1-0		0-0-0	
2-3-0	0-2-0	0-1-0		AWAY		0-0-0		1-0-0		1-0-0	
0-0-0	0-0-0	0-0-0		NEUTRAL		0-0-0		0-0-0		0-0-0	
RPI S	Opponent	Score	RPI S	Opponent	Score	RPI S	Opponent	Score	RPI S	Opponent	Score
1 H	Florida St.	0 3	26 A	La Salle	0 1	59 H	Duke	0 3	105 H	Louisville	0 1
5 A	Virginia	1 6	29 H	Clemson	1 2	71 H	VCU	0 1	133 A	Syracuse	1 0
8 A	North Carolina	1 2	45 A	Boston College	1 3				183 A	Villanova	2 1
13 H	Notre Dame	0 2							201 A	Toledo	1 0
15 H	Washington	0 1							227 H	Duquesne	0 1
									244 H	Akron	3 0
									247 A	North Carolina St.	3 0
									297 H	Robert Morris	3 1
LAST 10 GAMES											
5 A	Virginia	1 6	13 H	Notre Dame	0 2						
29 H	Clemson	1 2	247 A	North Carolina St.	3 0						
105 H	Louisville	0 1	133 A	Syracuse	1 0						
1 H	Florida St.	0 3	45 A	Boston College	1 3						
8 A	North Carolina	1 2	59 H	Duke	0 3						

Non-Div. I Games:

Pittsburgh

Average RPI Win:		189	WON-LOST RECORD		WINNING PCT. RANK		LAST 10 GAMES		STRENGTH OF SCHEDULE		OPP. STRENGTH OF SCHEDULE		TEAM RPI		ADJ RPI		CONF. RPI		ADJ CONF. RPI	
DIV. I ONLY			5-10-4		.36842 247		3-5-2		89		84		184		.48917 183		9		9	
DIV. I NON-CONF.			2-5-2		.33333 249		0-0-0		101		59		194		.4811 194		9		9	
TOTALS		RPI 1-25		RPI 26-50		W-L RECORDS		RPI 51-100		RPI 101-150		RPI 150+								
5-10-4		0-3-0		0-0-1		OVERALL		1-4-0		0-2-0		4-1-3								
2-4-2		0-1-0		0-0-0		HOME		1-1-0		0-1-0		1-1-2								
3-6-2		0-2-0		0-0-1		AWAY		0-3-0		0-1-0		3-0-1								
0-0-0		0-0-0		0-0-0		NEUTRAL		0-0-0		0-0-0		0-0-0								
2-5-2		0-2-0		0-0-0		NON-CONFERENCE		1-0-0		0-2-0		1-1-2								
1-2-1		0-0-0		0-0-0		HOME		1-0-0		0-1-0		0-1-1								
1-3-1		0-2-0		0-0-		AWAY		0-0-0		0-1-0		1-0-1								
0-0-0		0-0-0		0-0-0		NEUTRAL		0-0-0		0-0-0		0-0-0								
3-5-2		0-1-0		0-0-1		CONFERENCE		0-4-0		0-0-0		3-0-1								
1-2-1		0-1-0		0-0-0		HOME		0-1-0		0-0-0		1-0-1								
2-3-1		0-0-0		0-0-1		AWAY		0-3-0		0-0-0		2-0-0								
0-0-0		0-0-0		0-0-0		NEUTRAL		0-0-0		0-0-0		0-0-0								
RPI	S	Opponent		Score		RPI	S	Opponent		Score		RPI	S	Opponent		Score				
5	A	Virginia		0	5	44	A	Georgetown		1	1	77	A	Marquette		0	1			
11	A	West Virginia		0	4							82	A	St. John's (NY)		0	2			
20	H	DePaul		1	2							82	H	St. John's (NY)		0	1			
												95	H	James Madison		3	0			
												97	A	Providence		1	2			
												116	H	Drexel		1	2			
												119	A	Princeton		1	2			
												168	A	Butler		1	0			
												175	H	Towson		0	0			
												178	A	Creighton		2	0			
												182	H	Pittsburgh		1	2			
												211	A	Lehigh		1	1			
												230	H	Seton Hall		0	0			
												243	A	Radford		1	0			
												263	H	Xavier		1	0			
LAST 10 GAMES																				
82 A St. John's (NY)						0	2	82 H St. John's (NY)						0	1					
97 A Providence						1	2	20 H DePaul						1	2					
44 A Georgetown						1	1	263 H Xavier						1	0					
230 H Seton Hall						0	0	77 A Marquette						0	1					
178 A Creighton						2	0	168 A Butler						1	0					

**Non-Div. I Games:**

Villanova

Average RPI Win: 182		WON-LOST RECORD	WINNING PCT. RANK		LAST 10 GAMES	STRENGTH OF SCHEDULE		OPP. STRENGTH OF SCHEDULE		TEAM RPI	ADJ RPI		CONF. RPI	ADJ CONF. RPI
Average RPI Loss: 88														
DIV. I ONLY		7-11-2	.4	227	4-5-1	115		113		189	.48882	184	16	16
DIV. I NON-CONF.		3-7-1	.31818	261	0-1-0	71		75		186	.4882	181	13	13
TOTALS		RPI 1-25	RPI 26-50		W-L RECORDS		RPI 51-100		RPI 101-150		RPI 150+			
7-11-2	0-0-0	0-4-0		OVERALL		1-2-0		1-3-0		5-2-2				
5-3-1	0-0-0	0-2-0		HOME		1-0-0		1-1-0		3-0-1				
2-7-1	0-0-0	0-2-0		AWAY		0-2-0		0-1-0		2-2-1				
0-1-0	0-0-0	0-0-0		NEUTRAL		0-0-0		0-1-0		0-0-0				
3-7-1	0-0-0	0-4-0		NON-CONFERENCE		1-2-0		0-0-0		2-1-1				
3-2-0	0-0-0	0-2-0		HOME		1-0-0		0-0-0		2-0-0				
0-5-1	0-0-0	0-0-		AWAY		0-2-0		0-0-0		0-1-1				
0-0-0	0-0-0	0-0-0		NEUTRAL		0-0-0		0-0-0		0-0-0				
4-4-1	0-0-0	0-0-0		CONFERENCE		0-0-0		1-3-0		3-1-1				
2-1-1	0-0-0	0-0-0		HOME		0-0-0		1-1-0		1-0-1				
2-2-0	0-0-0	0-0-0		AWAY		0-0-0		0-1-0		2-1-0				
0-1-0	0-0-0	0-0-0		NEUTRAL		0-0-0		0-1-0		0-0-0				
RPI S	Opponent	Score	RPI S	Opponent	Score	RPI S	Opponent	Score	RPI S	Opponent	Score			
			34 A	Missouri	1 3	51 A	Michigan	0 2	114 A	Long Beach St.	0 1			
			37 A	Kansas	0 2	55 H	San Diego	2 0	126 H	Cal St. Fullerton	0 1			
			40 H	Arizona St.	0 2	75 A	Utah	0 2	126 N	Cal St. Fullerton	0 1			
			49 H	Santa Clara	0 1				139 H	UC Riverside	1 0			
									153 A	Cal Poly	2 1			
									154 A	UC Irvine	3 4			
									163 H	Hawaii	0 0			
									167 A	Loyola Marymount	0 1			
									179 H	Gonzaga	1 0			
									201 A	Toledo	0 0			
									208 A	UC Santa Barbara	1 0			
									267 H	UC Davis	4 0			
									270 H	Weber St.	4 0			
LAST 10 GAMES														
			126 N	Cal St. Fullerton	0 1	267 H	UC Davis	4 0						
			163 H	Hawaii	0 0	139 H	UC Riverside	1 0						
			154 A	UC Irvine	3 4	153 A	Cal Poly	2 1						
			114 A	Long Beach St.	0 1	208 A	UC Santa Barbara	1 0						
			126 H	Cal St. Fullerton	0 1	167 A	Loyola Marymount	0 1						

Non-Div. I Games:

CSUN



Average RPI Win: 194		WON-LOST	WINNING	LAST 10	STRENGTH OF		OPP. STRENGTH	TEAM	ADJ	CONF.	ADJ CONF.
Average RPI Loss: 131		RECORD	PCT. RANK	GAMES	SCHEDULE		OF SCHEDULE	RPI	RPI	RPI	RPI
DIV. I ONLY		7-9-2	.44444	203	3-5-2		146	131	185	.48861	185
DIV. I NON-CONF.		4-5-0	.44444	196	0-1-0		165	181	195	.48099	195
TOTALS		RPI 1-25	RPI 26-50		W-L RECORDS		RPI 51-100		RPI 101-150		RPI 150+
7-9-2	0-0-0	0-1-1		OVERALL		1-3-0		2-1-1		4-4-0	
5-3-0	0-0-0	0-0-0		HOME		1-1-0		2-1-0		2-1-0	
1-5-2	0-0-0	0-1-1		AWAY		0-1-0		0-0-1		1-3-0	
1-1-0	0-0-0	0-0-0		NEUTRAL		0-1-0		0-0-0		1-0-0	
4-5-0	0-0-0	0-0-0		NON-CONFERENCE		0-2-0		2-1-0		2-2-0	
2-2-0	0-0-0	0-0-0		HOME		0-1-0		2-1-0		0-0-0	
1-2-0	0-0-0	0-0-		AWAY		0-0-0		0-0-0		1-2-0	
1-1-0	0-0-0	0-0-0		NEUTRAL		0-1-0		0-0-0		1-0-0	
3-4-2	0-0-0	0-1-1		CONFERENCE		1-1-0		0-0-1		2-2-0	
3-1-0	0-0-0	0-0-0		HOME		1-0-0		0-0-0		2-1-0	
0-3-2	0-0-0	0-1-1		AWAY		0-1-0		0-0-1		0-1-0	
0-0-0	0-0-0	0-0-0		NEUTRAL		0-0-0		0-0-0		0-0-0	
RPI S	Opponent	Score	RPI S	Opponent	Score	RPI S	Opponent	Score	RPI S	Opponent	Score
			27 A	Northeastern	2 2	82 H	St. John's (NY)	1 2	109 H	Penn	0 1
			43 A	Hofstra	2 4	87 A	William & Mary	1 3	111 H	Monmouth	3 2
						95 H	James Madison	1 0	116 A	Drexel	0 0
						98 N	Ball St.	0 1	121 H	Temple	2 0
									161 A	Army	1 2
									175 H	Towson	0 1
									191 H	UNCW	4 1
									203 A	Brown	1 2
									224 A	Elon	0 2
									253 H	Col. of Charleston	4 1
									293 A	Saint Francis (PA)	1 0
									296 N	Marist	1 0
LAST 10 GAMES											
			43 A	Hofstra	2 4	87 A	William & Mary	1 3			
			27 A	Northeastern	2 2	116 A	Drexel	0 0			
			95 H	James Madison	1 0	253 H	Col. of Charleston	4 1			
			175 H	Towson	0 1	191 H	UNCW	4 1			
			224 A	Elon	0 2	109 H	Penn	0 1			

Non-Div. I Games:

Delaware

Average RPI Win:	233	WON-LOST	WINNING	LAST 10	STRENGTH OF	OPP. STRENGTH	TEAM	ADJ	CONF.	ADJ CONF.	
Average RPI Loss:	113	RECORD	PCT. RANK	GAMES	SCHEDULE	OF SCHEDULE	RPI	RPI	RPI	RPI	
DIV. I ONLY	10-7-2	.57895	104	5-4-1	283	158	186	.48844	186	19	19
DIV. I NON-CONF.	6-4-1	.59091	119	1-1-0	255	150	171	.49268	171	19	19
<hr/>											
TOTALS	RPI 1-25	RPI 26-50		W-L RECORDS	RPI 51-100		RPI 101-150		RPI 150+		
10-7-2	0-0-0	0-2-0		OVERALL	1-1-1		1-3-0		8-1-1		
5-3-1	0-0-0	0-0-0		HOME	1-0-0		1-2-0		3-1-1		
5-3-1	0-0-0	0-2-0		AWAY	0-1-1		0-0-0		5-0-0		
0-1-0	0-0-0	0-0-0		NEUTRAL	0-0-0		0-1-0		0-0-0		
<hr/>											
6-4-1	0-0-0	0-1-0		NON-CONFERENCE	1-1-1		0-2-0		5-0-0		
3-2-0	0-0-0	0-0-0		HOME	1-0-0		0-2-0		2-0-0		
3-2-1	0-0-0	0-0-		AWAY	0-1-1		0-0-0		3-0-0		
0-0-0	0-0-0	0-0-0		NEUTRAL	0-0-0		0-0-0		0-0-0		
<hr/>											
4-3-1	0-0-0	0-1-0		CONFERENCE	0-0-0		1-1-0		3-1-1		
2-1-1	0-0-0	0-0-0		HOME	0-0-0		1-0-0		1-1-1		
2-1-0	0-0-0	0-1-0		AWAY	0-0-0		0-0-0		2-0-0		
0-1-0	0-0-0	0-0-0		NEUTRAL	0-0-0		0-1-0		0-0-0		
<hr/>											
RPI S	Opponent	Score	RPI S	Opponent	Score	RPI S	Opponent	Score	RPI S	Opponent	Score
			31 A	Arizona	1 3	60 A	Memphis	0 0	102 H	Western Ky.	0 2
			33 A	FGCU	1 2	85 H	Samford	2 0	141 H	Kennesaw St.	3 0
						96 A	Vanderbilt	0 1	141 N	Kennesaw St.	0 1
									146 H	Middle Tenn.	1 2
									160 H	Jacksonville	1 0
									202 A	Grand Canyon	1 0
									206 H	Western Caro.	1 0
									241 H	Northern Ky.	0 2
									272 H	North Florida	0 0
									276 A	Stetson	4 2
									288 A	Austin Peay	2 0
									322 A	USC Upstate	4 0
									323 H	Alabama A&M	7 0
									327 A	Chattanooga	2 0
<hr/>											
LAST 10 GAMES											
						141 N	Kennesaw St.	0 1	160 H	Jacksonville	1 0
						241 H	Northern Ky.	0 2	272 H	North Florida	0 0
						322 A	USC Upstate	4 0	141 H	Kennesaw St.	3 0
						33 A	FGCU	1 2	202 A	Grand Canyon	1 0
						276 A	Stetson	4 2	31 A	Arizona	1 3

Non-Div. I Games:

Lipscomb

Average RPI Win:	236	WON-LOST RECORD	WINNING PCT. RANK	LAST 10 GAMES	STRENGTH OF SCHEDULE	OPP. STRENGTH OF SCHEDULE	TEAM RPI	ADJ RPI	CONF. RPI	ADJ CONF. RPI	
DIV. I ONLY	11-9-0	.55	123	6-4-0	224	226	182	.48842	187	22	22
DIV. I NON-CONF.	4-5-0	.44444	196	0-0-0	189	187	202	.47215	206	21	21
<hr/>											
TOTALS	RPI 1-25	RPI 26-50		W-L RECORDS		RPI 51-100		RPI 101-150		RPI 150+	
11-9-0	0-0-0	0-1-0		OVERALL		0-1-0		1-2-0		10-5-0	
7-2-0	0-0-0	0-0-0		HOME		0-0-0		0-0-0		7-2-0	
4-6-0	0-0-0	0-1-0		AWAY		0-1-0		1-2-0		3-2-0	
0-1-0	0-0-0	0-0-0		NEUTRAL		0-0-0		0-0-0		0-1-0	
<hr/>											
4-5-0	0-0-0	0-1-0		NON-CONFERENCE		0-1-0		0-1-0		4-2-0	
3-1-0	0-0-0	0-0-0		HOME		0-0-0		0-0-0		3-1-0	
1-4-0	0-0-0	0-0-		AWAY		0-1-0		0-1-0		1-1-0	
0-0-0	0-0-0	0-0-0		NEUTRAL		0-0-0		0-0-0		0-0-0	
<hr/>											
7-4-0	0-0-0	0-0-0		CONFERENCE		0-0-0		1-1-0		6-3-0	
4-1-0	0-0-0	0-0-0		HOME		0-0-0		0-0-0		4-1-0	
3-2-0	0-0-0	0-0-0		AWAY		0-0-0		1-1-0		2-1-0	
0-1-0	0-0-0	0-0-0		NEUTRAL		0-0-0		0-0-0		0-1-0	
<hr/>											
RPI S	Opponent	Score	RPI S	Opponent	Score	RPI S	Opponent	Score	RPI S	Opponent	Score
			33 A	FGCU	0 4	63 A	Dayton	1 5	123 A	SIUE	1 2
									136 A	UT Martin	1 0
									146 A	Middle Tenn.	0 1
									155 A	Southeast Mo. St.	1 2
									162 A	FIU	0 1
									173 H	Morehead St.	5 0
									173 N	Morehead St.	1 5
									177 H	Jacksonville St.	3 0
									194 H	Georgia St.	2 1
									196 H	Belmont	0 2
									205 A	Saint Louis	1 0
									241 H	Northern Ky.	4 1
									271 H	IUPUI	3 1
									288 A	Austin Peay	3 2
									300 H	Eastern Ky.	2 0
									301 H	Arkansas St.	2 3
									304 H	Tennessee Tech	3 0
									309 A	Eastern Ill.	1 0
<hr/>											
LAST 10 GAMES											
			173 N	Morehead St.	1 5	300 H	Eastern Ky.	2 0			
			136 A	UT Martin	1 0	173 H	Morehead St.	5 0			
			196 H	Belmont	0 2	155 A	Southeast Mo. St.	1 2			
			288 A	Austin Peay	3 2	123 A	SIUE	1 2			
			309 A	Eastern Ill.	1 0	177 H	Jacksonville St.	3 0			

**Non-Div. I Games:**

Murray St.

Average RPI Win:	217	WON-LOST RECORD	WINNING PCT. RANK	LAST 10 GAMES	STRENGTH OF SCHEDULE	OPP. STRENGTH OF SCHEDULE	TEAM RPI	ADJ RPI	CONF. RPI	ADJ CONF. RPI	
DIV. I ONLY	11-8-2	.57143	112	6-3-1	260	246	187	.48831	188	24	24
DIV. I NON-CONF.	3-5-1	.38889	228	0-0-0	302	155	278	.41809	275	30	30
TOTALS	RPI 1-25	RPI 26-50	W-L RECORDS	RPI 51-100	RPI 101-150	RPI 150+					
11-8-2	0-0-0	0-0-0	OVERALL	2-1-1	1-0-0	8-7-1					
9-1-0	0-0-0	0-0-0	HOME	2-0-0	1-0-0	6-1-0					
2-5-2	0-0-0	0-0-0	AWAY	0-0-1	0-0-0	2-5-1					
0-2-0	0-0-0	0-0-0	NEUTRAL	0-1-0	0-0-0	0-1-0					
3-5-1	0-0-0	0-0-0	NON-CONFERENCE	0-0-1	1-0-0	2-5-0					
3-1-0	0-0-0	0-0-0	HOME	0-0-0	1-0-0	2-1-0					
0-3-1	0-0-0	0-0-	AWAY	0-0-1	0-0-0	0-3-0					
0-1-0	0-0-0	0-0-0	NEUTRAL	0-0-0	0-0-0	0-1-0					
8-3-1	0-0-0	0-0-0	CONFERENCE	2-1-0	0-0-0	6-2-1					
6-0-0	0-0-0	0-0-0	HOME	2-0-0	0-0-0	4-0-0					
2-2-1	0-0-0	0-0-0	AWAY	0-0-0	0-0-0	2-2-1					
0-1-0	0-0-0	0-0-0	NEUTRAL	0-1-0	0-0-0	0-0-0					
RPI S Opponent	Score	RPI S Opponent	Score	RPI S Opponent	Score	RPI S Opponent	Score				
				74 A Ga. Southern	2 2	120 H Charlotte	2 1				
				81 H Liberty	1 0	160 A Jacksonville	1 2				
				94 H High Point	1 0	191 A UNCW	0 7				
				94 N High Point	1 2	192 H Campbell	2 0				
						223 H Longwood	2 1				
						224 N Elon	0 1				
						231 H Davidson	0 2				
						233 H Wofford	1 0				
						243 A Radford	0 1				
						247 A North Carolina St.	0 3				
						248 A Winthrop	1 1				
						260 A Gardner-Webb	4 1				
						268 A UNC Asheville	0 1				
						268 H UNC Asheville	2 0				
						290 H Presbyterian	3 0				
						305 H Citadel	2 0				
						321 A Charleston So.	2 1				
				LAST 10 GAMES							
				94 N High Point	1 2	268 A UNC Asheville	0 1				
				268 H UNC Asheville	2 0	192 H Campbell	2 0				
				321 A Charleston So.	2 1	248 A Winthrop	1 1				
				81 H Liberty	1 0	290 H Presbyterian	3 0				
				243 A Radford	0 1	94 H High Point	1 0				

Non-Div. I Games:

Coastal Caro.

Average RPI Win:	234	WON-LOST RECORD	WINNING PCT. RANK	LAST 10 GAMES	STRENGTH OF SCHEDULE	OPP. STRENGTH OF SCHEDULE	TEAM RPI	ADJ RPI	CONF. RPI	ADJ CONF. RPI		
DIV. I ONLY		10-8-2	.55	123	6-3-1	240	218	188	.4874	189	30	30
DIV. I NON-CONF.		4-5-1	.45	193	0-0-0	94	110	142	.508	142	28	27
<hr/>												
TOTALS	RPI 1-25	RPI 26-50		W-L RECORDS		RPI 51-100		RPI 101-150		RPI 150+		
10-8-2	0-0-0	0-2-0		OVERALL		0-2-0		2-1-0		8-3-2		
7-3-1	0-0-0	0-1-0		HOME		0-1-0		1-0-0		6-1-1		
3-5-1	0-0-0	0-1-0		AWAY		0-1-0		1-1-0		2-2-1		
0-0-0	0-0-0	0-0-0		NEUTRAL		0-0-0		0-0-0		0-0-0		
<hr/>												
4-5-1	0-0-0	0-2-0		NON-CONFERENCE		0-2-0		2-1-0		2-0-1		
3-2-0	0-0-0	0-1-0		HOME		0-1-0		1-0-0		2-0-0		
1-3-1	0-0-0	0-0-		AWAY		0-1-0		1-1-0		0-0-1		
0-0-0	0-0-0	0-0-0		NEUTRAL		0-0-0		0-0-0		0-0-0		
<hr/>												
6-3-1	0-0-0	0-0-0		CONFERENCE		0-0-0		0-0-0		6-3-1		
4-1-1	0-0-0	0-0-0		HOME		0-0-0		0-0-0		4-1-1		
2-2-0	0-0-0	0-0-0		AWAY		0-0-0		0-0-0		2-2-0		
0-0-0	0-0-0	0-0-0		NEUTRAL		0-0-0		0-0-0		0-0-0		
<hr/>												
RPI	S	Opponent	Score	RPI	S	Opponent	Score	RPI	S	Opponent	Score	
36	A	Colorado	1 2	56	H	BYU	1 4	114	A	Long Beach St.	1 2	
37	H	Kansas	0 2	84	A	Colorado Col.	2 3	126	A	Cal St. Fullerton	2 1	
								149	H	Iowa St.	2 1	
								170	H	San Francisco	1 0	
								204	A	South Dakota St.	0 2	
								204	H	South Dakota St.	1 1	
								242	H	Detroit	1 0	
								256	A	North Dakota St.	1 0	
								259	A	Nevada	1 1	
								261	H	Oral Roberts	1 0	
								269	H	South Dakota	1 0	
								271	A	IUPUI	0 2	
								271	H	IUPUI	1 0	
								286	A	Western Ill.	1 0	
								308	H	Omaha	2 3	
								310	H	IPFW	3 0	
<hr/>												
LAST 10 GAMES												
204 H South Dakota St.				1	1	269 H South Dakota		1	0			
271 H IUPUI				1	0	286 A Western Ill.		1	0			
204 A South Dakota St.				0	2	271 A IUPUI		0	2			
310 H IPFW				3	0	308 H Omaha		2	3			
256 A North Dakota St.				1	0	261 H Oral Roberts		1	0			

**Non-Div. I Games:**

Denver

Average RPI Win: 217		WON-LOST	WINNING	LAST 10	STRENGTH OF		OPP. STRENGTH	TEAM	ADJ	CONF.	ADJ CONF.
Average RPI Loss: 141		RECORD	PCT. RANK	GAMES	SCHEDULE		OF SCHEDULE	RPI	RPI	RPI	RPI
DIV. I ONLY		11-9-0	.55	123	5-5-0		262	161	190	.48689	13
DIV. I NON-CONF.		6-4-0	.6	108	0-0-0		253	216	179	.48907	14
TOTALS		RPI 1-25	RPI 26-50		W-L RECORDS		RPI 51-100		RPI 101-150		RPI 150+
11-9-0	0-0-0	0-1-0		OVERALL		1-2-0		2-2-0		8-4-0	
6-3-0	0-0-0	0-0-0		HOME		1-0-0		0-2-0		5-1-0	
5-6-0	0-0-0	0-1-0		AWAY		0-2-0		2-0-0		3-3-0	
0-0-0	0-0-0	0-0-0		NEUTRAL		0-0-0		0-0-0		0-0-0	
6-4-0	0-0-0	0-1-0		NON-CONFERENCE		0-0-0		1-2-0		5-1-0	
3-2-0	0-0-0	0-0-0		HOME		0-0-0		0-2-0		3-0-0	
3-2-0	0-0-0	0-0-		AWAY		0-0-0		1-0-0		2-1-0	
0-0-0	0-0-0	0-0-0		NEUTRAL		0-0-0		0-0-0		0-0-0	
5-5-0	0-0-0	0-0-0		CONFERENCE		1-2-0		1-0-0		3-3-0	
3-1-0	0-0-0	0-0-0		HOME		1-0-0		0-0-0		2-1-0	
2-4-0	0-0-0	0-0-0		AWAY		0-2-0		1-0-0		1-2-0	
0-0-0	0-0-0	0-0-0		NEUTRAL		0-0-0		0-0-0		0-0-0	
RPI S	Opponent	Score	RPI S	Opponent	Score	RPI S	Opponent	Score	RPI S	Opponent	Score
			43 A	Hofstra	0 5	63 A	Dayton	1 2	121 H	Temple	0 1
						63 H	Dayton	3 1	143 H	Columbia	0 1
						89 A	Rhode Island	0 1	144 A	UMBC	1 0
									145 A	Richmond	2 1
									176 A	Loyola Maryland	1 0
									193 A	Massachusetts	1 2
									198 A	St. Mary's (CA)	0 4
									205 H	Saint Louis	2 3
									211 H	Lehigh	1 0
									214 A	Fordham	0 1
									227 H	Duquesne	1 0
									245 A	George Mason	1 0
									246 H	St. Bonaventure	2 0
									303 A	Pacific	4 1
									311 H	LIU Brooklyn	1 0
									313 H	Quinnipiac	2 0
LAST 10 GAMES											
			63 A	Dayton	1 2	205 H	Saint Louis	2 3			
			245 A	George Mason	1 0	63 H	Dayton	3 1			
			214 A	Fordham	0 1	193 A	Massachusetts	1 2			
			227 H	Duquesne	1 0	89 A	Rhode Island	0 1			
			246 H	St. Bonaventure	2 0	145 A	Richmond	2 1			

Non-Div. I Games:

Saint Joseph's

Average RPI Win: 189		WON-LOST RECORD	WINNING PCT. RANK	LAST 10 GAMES	STRENGTH OF SCHEDULE	OPP. STRENGTH OF SCHEDULE	TEAM RPI	ADJ RPI	CONF. RPI	ADJ CONF. RPI							
Average RPI Loss: 122																	
DIV. I ONLY		7-9-2	.44444	203	2-6-2	171	99	191	.48662	191	10	10					
DIV. I NON-CONF.		5-3-1	.61111	101	0-0-1	192	107	115	.52254	115	8	8					
<hr/>																	
TOTALS		RPI 1-25		RPI 26-50		W-L RECORDS		RPI 51-100		RPI 101-150		RPI 150+					
7-9-2		0-1-0		0-1-1		OVERALL		0-3-1		2-1-0		5-3-0					
4-3-2		0-0-0		0-1-1		HOME		0-2-1		1-0-0		3-0-0					
2-6-0		0-1-0		0-0-0		AWAY		0-1-0		0-1-0		2-3-0					
1-0-0		0-0-0		0-0-0		NEUTRAL		0-0-0		1-0-0		0-0-0					
5-3-1		0-1-0		0-0-0		NON-CONFERENCE		0-1-1		2-0-0		3-1-0					
3-1-1		0-0-0		0-0-0		HOME		0-1-1		1-0-0		2-0-0					
1-2-0		0-1-0		0-0-		AWAY		0-0-0		0-0-0		1-1-0					
1-0-0		0-0-0		0-0-0		NEUTRAL		0-0-0		1-0-0		0-0-0					
2-6-1		0-0-0		0-1-1		CONFERENCE		0-2-0		0-1-0		2-2-0					
1-2-1		0-0-0		0-1-1		HOME		0-1-0		0-0-0		1-0-0					
1-4-0		0-0-0		0-0-0		AWAY		0-1-0		0-1-0		1-2-0					
0-0-0		0-0-0		0-0-0		NEUTRAL		0-0-0		0-0-0		0-0-0					
RPI	S	Opponent		Score		RPI	S	Opponent		Score		RPI	S	Opponent		Score	
16	A	Virginia Tech		0 2		27	H	Northeastern		0 1		74	H	Ga. Southern		0 2	
						43	H	Hofstra		2 2		87	H	William & Mary		0 2	
												91	H	East Carolina		0 0	
												95	A	James Madison		0 2	

Non-Div. I Games:

UNCW

Average RPI Win:	260	WON-LOST	WINNING	LAST 10	STRENGTH OF	OPP. STRENGTH	TEAM	ADJ	CONF.	ADJ CONF.			
Average RPI Loss:	156	RECORD	PCT. RANK	GAMES	SCHEDULE	OF SCHEDULE	RPI	RPI	RPI	RPI			
DIV. I ONLY	8-8-3	.5	156	6-3-1	184	282	193	.48354	192	24	24		
DIV. I NON-CONF.	2-4-1	.35714	240	0-0-0	223	228	251	.43754	250	30	30		
<hr/>													
TOTALS	RPI 1-25	RPI 26-50		W-L RECORDS		RPI 51-100		RPI 101-150		RPI 150+			
8-8-3	0-0-0	0-0-0		OVERALL		0-3-1		1-1-1		7-4-1			
5-3-1	0-0-0	0-0-0		HOME		0-1-1		1-0-0		4-2-0			
3-4-2	0-0-0	0-0-0		AWAY		0-1-0		0-1-1		3-2-1			
0-1-0	0-0-0	0-0-0		NEUTRAL		0-1-0		0-0-0		0-0-0			
<hr/>													
2-4-1	0-0-0	0-0-0		NON-CONFERENCE		0-1-0		1-1-1		1-2-0			
1-2-0	0-0-0	0-0-0		HOME		0-0-0		1-0-0		0-2-0			
1-2-1	0-0-0	0-0-		AWAY		0-1-0		0-1-1		1-0-0			
0-0-0	0-0-0	0-0-0		NEUTRAL		0-0-0		0-0-0		0-0-0			
<hr/>													
6-4-2	0-0-0	0-0-0		CONFERENCE		0-2-1		0-0-0		6-2-1			
4-1-1	0-0-0	0-0-0		HOME		0-1-1		0-0-0		4-0-0			
2-2-1	0-0-0	0-0-0		AWAY		0-0-0		0-0-0		2-2-1			
0-1-0	0-0-0	0-0-0		NEUTRAL		0-1-0		0-0-0		0-0-0			
<hr/>													
RPI S	Opponent	Score	RPI S	Opponent	Score	RPI S	Opponent	Score	RPI S	Opponent	Score		
						81 H	Liberty	0	0	130 A	East Tenn. St.	2	3
						81 N	Liberty	1	2	145 H	Richmond	3	2
						91 A	East Carolina	0	1	147 A	Old Dominion	1	1
						94 H	High Point	1	2	188 A	Coastal Caro.	0	2
										191 H	UNCW	0	1
										206 H	Western Caro.	0	3
										223 H	Longwood	1	0
										243 A	Radford	2	2
										248 H	Winthrop	3	2
										260 A	Gardner-Webb	4	0
										260 H	Gardner-Webb	1	0
										268 A	UNC Asheville	0	1
										290 H	Presbyterian	2	1
										321 A	Charleston So.	2	1
										330 A	South Carolina St.	3	0
			LAST 10 GAMES										
			260 H	Gardner-Webb	1	0	188 A	Coastal Caro.	0	2			
			81 N	Liberty	1	2	290 H	Presbyterian	2	1			
			94 H	High Point	1	2	321 A	Charleston So.	2	1			
			223 H	Longwood	1	0	260 A	Gardner-Webb	4	0			
			248 H	Winthrop	3	2	243 A	Radford	2	2			

Non-Div. I Games:

Campbell



[illegible]

**Non-Div. I Games:**

## Massachusetts

Average RPI Win:	174	WON-LOST RECORD	WINNING PCT. RANK	LAST 10 GAMES	STRENGTH OF SCHEDULE	OPP. STRENGTH OF SCHEDULE	TEAM RPI	ADJ RPI	CONF. RPI	ADJ CONF. RPI			
Average RPI Loss:	147												
DIV. I ONLY	6-10-4	.4	227	4-5-1	99	181	192	.48148	194	14	14		
DIV. I NON-CONF.	2-5-3	.35	246	0-0-0	187	180	238	.44969	239	17	17		
<hr/>													
TOTALS	RPI 1-25	RPI 26-50		W-L RECORDS		RPI 51-100		RPI 101-150		RPI 150+			
6-10-4	0-0-0	0-0-0		OVERALL		1-3-0		2-3-1		3-4-3			
5-3-1	0-0-0	0-0-0		HOME		1-1-0		2-1-0		2-1-1			
1-6-3	0-0-0	0-0-0		AWAY		0-2-0		0-1-1		1-3-2			
0-1-0	0-0-0	0-0-0		NEUTRAL		0-0-0		0-1-0		0-0-0			
<hr/>													
2-5-3	0-0-0	0-0-0		NON-CONFERENCE		0-1-0		1-2-1		1-2-2			
2-2-0	0-0-0	0-0-0		HOME		0-1-0		1-1-0		1-0-0			
0-3-3	0-0-0	0-0-		AWAY		0-0-0		0-1-1		0-2-2			
0-0-0	0-0-0	0-0-0		NEUTRAL		0-0-0		0-0-0		0-0-0			
<hr/>													
4-5-1	0-0-0	0-0-0		CONFERENCE		1-2-0		1-1-0		2-2-1			
3-1-1	0-0-0	0-0-0		HOME		1-0-0		1-0-0		1-1-1			
1-3-0	0-0-0	0-0-0		AWAY		0-2-0		0-0-0		1-1-0			
0-1-0	0-0-0	0-0-0		NEUTRAL		0-0-0		0-1-0		0-0-0			
<hr/>													
RPI S	Opponent	Score	RPI S	Opponent	Score	RPI S	Opponent	Score	RPI S	Opponent	Score		
						53 A	South Ala.	0	1	101 H	Mercer	1	0
						73 A	Troy	0	1	103 A	Furman	0	1
						74 H	Ga. Southern	2	0	115 H	Texas St.	1	0
						85 H	Samford	1	2	115 N	Texas St.	0	1
						136 H	UT Martin	0	2				
						141 A	Kennesaw St.	1	1				
						171 H	Appalachian St.	1	2				
						180 A	La.-Lafayette	2	1				
						187 A	Murray St.	1	2				
						196 A	Belmont	0	0				
						199 H	UALR	1	1				
						231 A	Davidson	0	0				
						240 A	La.-Monroe	1	2				
						272 H	North Florida	1	0				
						301 H	Arkansas St.	5	2				
						304 A	Tennessee Tech	0	1				
<hr/>													
			LAST 10 GAMES										
			115 N Texas St.			0	1	74 H Ga. Southern			2	0	
			115 H Texas St.			1	0	301 H Arkansas St.			5	2	
			171 H Appalachian St.			1	2	199 H UALR			1	1	
			53 A South Ala.			0	1	240 A La.-Monroe			1	2	
			73 A Troy			0	1	180 A La.-Lafayette			2	1	

Non-Div. I Games:

Georgia St.

Average RPI Win: 178		WON-LOST	WINNING	LAST 10	STRENGTH OF		OPP. STRENGTH	TEAM	ADJ	CONF.	ADJ CONF.
Average RPI Loss: 113		RECORD	PCT. RANK	GAMES	SCHEDULE		OF SCHEDULE	RPI	RPI	RPI	RPI
DIV. I ONLY		6-10-2	.38889	236	2-7-1		114	139	197	.48148	194
DIV. I NON-CONF.		4-3-1	.5625	129	0-0-0		138	157	117	.52104	121
TOTALS		RPI 1-25	RPI 26-50		W-L RECORDS		RPI 51-100		RPI 101-150		RPI 150+
6-10-2	0-0-0	0-2-0		OVERALL		0-3-0		3-1-0		3-4-2	
3-4-1	0-0-0	0-1-0		HOME		0-2-0		1-0-0		2-1-1	
3-6-1	0-0-0	0-1-0		AWAY		0-1-0		2-1-0		1-3-1	
0-0-0	0-0-0	0-0-0		NEUTRAL		0-0-0		0-0-0		0-0-0	
4-3-1	0-0-0	0-1-0		NON-CONFERENCE		0-1-0		2-0-0		2-1-1	
2-1-0	0-0-0	0-0-0		HOME		0-1-0		1-0-0		1-0-0	
2-2-1	0-0-0	0-0-		AWAY		0-0-0		1-0-0		1-1-1	
0-0-0	0-0-0	0-0-0		NEUTRAL		0-0-0		0-0-0		0-0-0	
2-7-1	0-0-0	0-1-0		CONFERENCE		0-2-0		1-1-0		1-3-1	
1-3-1	0-0-0	0-1-0		HOME		0-1-0		0-0-0		1-1-1	
1-4-0	0-0-0	0-0-0		AWAY		0-1-0		1-1-0		0-2-0	
0-0-0	0-0-0	0-0-0		NEUTRAL		0-0-0		0-0-0		0-0-0	
RPI S	Opponent	Score		RPI S	Opponent	Score		RPI S	Opponent	Score	
37 A	Kansas	1	2	62 H	North Texas	0	2	102 A	Western Ky.	1	3
46 H	Rice	0	3	72 H	Baylor	0	4	115 A	Texas St.	3	2
				86 A	UTEP	0	2	124 H	Houston Baptist	1	0
								146 A	Middle Tenn.	3	0
								151 A	Marshall	0	1
								158 A	Sam Houston St.	2	1
								162 H	FIU	1	2
								172 H	Fla. Atlantic	1	1
								200 A	SMU	1	2
								210 A	UAB	0	5
								257 H	McNeese St.	4	3
								265 H	Southern Miss.	5	0
								280 A	A&M-Corpus Christi	0	0
LAST 10 GAMES											
265 H	Southern Miss.	5	0	151 A	Marshall	0	1				
172 H	Fla. Atlantic	1	1	62 H	North Texas	0	2				
162 H	FIU	1	2	46 H	Rice	0	3				
86 A	UTEP	0	2	146 A	Middle Tenn.	3	0				
102 A	Western Ky.	1	3	210 A	UAB	0	5				

Non-Div. I Games:

UTSA

[illegible]

**Non-Div. I Games:**

Belmont

Average RPI Win:		193	WON-LOST RECORD		WINNING PCT. RANK		LAST 10 GAMES		STRENGTH OF SCHEDULE		OPP. STRENGTH OF SCHEDULE		TEAM RPI		ADJ RPI		CONF. RPI		ADJ CONF. RPI								
DIV. I ONLY			6-10-2		.38889 236		4-4-2		140		127		206		.4809 197		27		27								
DIV. I NON-CONF.			4-6-0		.4 217		2-0-0		67		15		126		.52193 118		26		26								
TOTALS		RPI 1-25		RPI 26-50		W-L RECORDS		RPI 51-100		RPI 101-150		RPI 150+															
6-10-2		0-3-0		1-1-0		OVERALL		1-3-0		0-0-0		4-3-2															
2-3-2		0-1-0		1-1-0		HOME		0-0-0		0-0-0		1-1-2															
3-5-0		0-2-0		0-0-0		AWAY		1-1-0		0-0-0		2-2-0															
1-2-0		0-0-0		0-0-0		NEUTRAL		0-2-0		0-0-0		1-0-0															
4-6-0		0-3-0		1-1-0		NON-CONFERENCE		1-2-0		0-0-0		2-0-0															
1-2-0		0-1-0		1-1-0		HOME		0-0-0		0-0-0		0-0-0															
2-2-0		0-2-0		0-0-		AWAY		1-0-0		0-0-0		1-0-0															
1-2-0		0-0-0		0-0-0		NEUTRAL		0-2-0		0-0-0		1-0-0															
2-4-2		0-0-0		0-0-0		CONFERENCE		0-1-0		0-0-0		2-3-2															
1-1-2		0-0-0		0-0-0		HOME		0-0-0		0-0-0		1-1-2															
1-3-0		0-0-0		0-0-0		AWAY		0-1-0		0-0-0		1-2-0															
0-0-0		0-0-0		0-0-0		NEUTRAL		0-0-0		0-0-0		0-0-0															
RPI	S	Opponent		Score		RPI	S	Opponent		Score		RPI	S	Opponent		Score											
10	A	South Carolina		0	2	32	H	Illinois St.		2	1	57	N	Tennessee		0	5	216	A	Green Bay	0	2					
20	H	DePaul		2	3	45	H	Boston College		0	2	77	A	Marquette		5	4	242	A	Detroit	3	1					
25	A	Auburn		0	2							83	N	Oregon		0	2	250	H	Cleveland St.	1	1					
												88	A	Valparaiso		0	1	251	H	Oakland	0	0					
																		253	N	Col. of Charleston		4	2				
																		254	A	Loyola Chicago		2	1				
																		273	H	Wright St.		0	1				
																		294	A	Youngstown St.		2	3				
																		302	H	Ill.-Chicago		4	1				
						LAST 10 GAMES																					
						242 A Detroit						3	1	250 H Cleveland St.						1	1						
						88 A Valparaiso						0	1	32 H Illinois St.						2	1						
						251 H Oakland						0	0	294 A Youngstown St.						2	3						
						273 H Wright St.						0	1	302 H Ill.-Chicago						4	1						
						216 A Green Bay						0	2	254 A Loyola Chicago						2	1						

Non-Div. I Games:

Milwaukee

Average RPI Win: 224		WON-LOST	WINNING	LAST 10	STRENGTH OF		OPP. STRENGTH	TEAM	ADJ	CONF.	ADJ CONF.
Average RPI Loss: 103		RECORD	PCT. RANK	GAMES	SCHEDULE		OF SCHEDULE	RPI	RPI	RPI	RPI
DIV. I ONLY		7-10-3	.425	211	2-5-3		170	95	194	.48087	198
DIV. I NON-CONF.		6-5-0	.54545	150	1-0-0		203	105	151	.49962	152
TOTALS		RPI 1-25	RPI 26-50		W-L RECORDS		RPI 51-100		RPI 101-150		RPI 150+
7-10-3		0-1-1	0-2-0		OVERALL		0-3-1		0-1-0		7-3-1
3-3-3		0-1-1	0-0-0		HOME		0-2-1		0-0-0		3-0-1
3-7-0		0-0-0	0-2-0		AWAY		0-1-0		0-1-0		3-3-0
1-0-0		0-0-0	0-0-0		NEUTRAL		0-0-0		0-0-0		1-0-0
6-5-0		0-1-0	0-1-0		NON-CONFERENCE		0-2-0		0-0-0		6-1-0
3-2-0		0-1-0	0-0-0		HOME		0-1-0		0-0-0		3-0-0
2-3-0		0-0-0	0-0-		AWAY		0-1-0		0-0-0		2-1-0
1-0-0		0-0-0	0-0-0		NEUTRAL		0-0-0		0-0-0		1-0-0
1-5-3		0-0-1	0-1-0		CONFERENCE		0-1-1		0-1-0		1-2-1
0-1-3		0-0-1	0-0-0		HOME		0-1-1		0-0-0		0-0-1
1-4-0		0-0-0	0-1-0		AWAY		0-0-0		0-1-0		1-2-0
0-0-0		0-0-0	0-0-0		NEUTRAL		0-0-0		0-0-0		0-0-0
RPI S	Opponent	Score	RPI S	Opponent	Score	RPI S	Opponent	Score	RPI S	Opponent	Score
12 H	Pepperdine	0 0	37 A	Kansas	0 4	55 H	San Diego	2 3	107 A	Portland	1 2
21 H	California	0 4	49 A	Santa Clara	0 3	56 H	BYU	1 1	153 A	Cal Poly	2 1
						70 H	Seattle	0 2	167 H	Loyola Marymount	2 2
						83 A	Oregon	0 2	170 A	San Francisco	0 2
									179 A	Gonzaga	1 2
									190 H	Saint Joseph's	4 0
									204 N	South Dakota St.	2 1
									226 A	Oregon St.	4 2
									228 H	Albany (NY)	2 0
									259 A	Nevada	1 2
									262 H	Idaho	3 0
									303 A	Pacific	1 0
LAST 10 GAMES											
49 A	Santa Clara	0 3	167 H	Loyola Marymount	2 2						
55 H	San Diego	2 3	12 H	Pepperdine	0 0						
56 H	BYU	1 1	107 A	Portland	1 2						
303 A	Pacific	1 0	179 A	Gonzaga	1 2						
170 A	San Francisco	0 2	153 A	Cal Poly	2 1						

Non-Div. I Games:

St. Mary's (CA)

Average RPI Win: 286		WON-LOST	WINNING	LAST 10	STRENGTH OF	OPP. STRENGTH	TEAM	ADJ	CONF.	ADJ CONF.					
Average RPI Loss: 93		RECORD	PCT. RANK	GAMES	SCHEDULE	OF SCHEDULE	RPI	RPI	RPI	RPI					
DIV. I ONLY		11-8-1	.575	107	2-7-1	279	258	199	.48084	199	14	14			
DIV. I NON-CONF.		9-1-0	.9	7	0-1-0	326	318	156	.49752	158	17	17			
<hr/>															
TOTALS		RPI 1-25		RPI 26-50		W-L RECORDS		RPI 51-100		RPI 101-150		RPI 150+			
11-8-1		0-0-0		0-1-0		OVERALL		0-4-0		0-1-0		11-2-1			
8-4-0		0-0-0		0-0-0		HOME		0-2-0		0-1-0		8-1-0			
3-4-1		0-0-0		0-1-0		AWAY		0-2-0		0-0-0		3-1-1			
0-0-0		0-0-0		0-0-0		NEUTRAL		0-0-0		0-0-0		0-0-0			
<hr/>															
9-1-0		0-0-0		0-1-0		NON-CONFERENCE		0-0-0		0-0-0		9-0-0			
7-0-0		0-0-0		0-0-0		HOME		0-0-0		0-0-0		7-0-0			
2-1-0		0-0-0		0-0-		AWAY		0-0-0		0-0-0		2-0-0			
0-0-0		0-0-0		0-0-0		NEUTRAL		0-0-0		0-0-0		0-0-0			
<hr/>															
2-7-1		0-0-0		0-0-0		CONFERENCE		0-4-0		0-1-0		2-2-1			
1-4-0		0-0-0		0-0-0		HOME		0-2-0		0-1-0		1-1-0			
1-3-1		0-0-0		0-0-0		AWAY		0-2-0		0-0-0		1-1-1			
0-0-0		0-0-0		0-0-0		NEUTRAL		0-0-0		0-0-0		0-0-0			
<hr/>															
RPI	S	Opponent	Score	RPI	S	Opponent	Score	RPI	S	Opponent	Score				
				28	A	Texas	0 2	53	A	South Ala.	1 2	115	H	Texas St.	1 2
								53	H	South Ala.	1 2	171	H	Appalachian St.	0 3
								73	H	Troy	0 3	180	A	La.-Lafayette	1 2
								74	A	Ga. Southern	2 3	194	A	Georgia St.	1 1
												219	A	Missouri St.	1 0
												237	H	Nicholls St.	3 1
												240	A	La.-Monroe	2 0
												269	H	South Dakota	1 0
												279	A	Northwestern St.	1 0
												301	H	Arkansas St.	2 1
												304	H	Tennessee Tech	1 0
												316	H	Southern U.	6 0
												325	H	Mississippi Val.	9 0
												329	H	Chicago St.	7 0
												331	H	Ark.-Pine Bluff	7 1
<hr/>															
LAST 10 GAMES															
				53	A	South Ala.	1 2	240	A	La.-Monroe	2 0				
				53	H	South Ala.	1 2	180	A	La.-Lafayette	1 2				
				73	H	Troy	0 3	74	A	Ga. Southern	2 3				
				28	A	Texas	0 2	194	A	Georgia St.	1 1				
				301	H	Arkansas St.	2 1	115	H	Texas St.	1 2				

Non-Div. I Games:

UALR

Average RPI Win: 206		WON-LOST	WINNING	LAST 10	STRENGTH OF		OPP. STRENGTH	TEAM	ADJ	CONF.	ADJ CONF.
Average RPI Loss: 72		RECORD	PCT. RANK	GAMES	SCHEDULE		OF SCHEDULE	RPI	RPI	RPI	RPI
DIV. I ONLY		7-14-0	.33333	262	2-8-0		85	87	196	.4798	200
DIV. I NON-CONF.		4-6-0	.4	217	0-0-0		202	139	224	.46038	226
TOTALS		RPI 1-25	RPI 26-50		W-L RECORDS		RPI 51-100		RPI 101-150		RPI 150+
7-14-0	0-4-0	0-2-0		OVERALL		0-5-0		2-2-0		5-1-0	
4-6-0	0-1-0	0-1-0		HOME		0-3-0		1-0-0		3-1-0	
2-8-0	0-3-0	0-1-0		AWAY		0-2-0		0-2-0		2-0-0	
1-0-0	0-0-0	0-0-0		NEUTRAL		0-0-0		1-0-0		0-0-0	
4-6-0	0-0-0	0-2-0		NON-CONFERENCE		0-2-0		0-1-0		4-1-0	
3-3-0	0-0-0	0-1-0		HOME		0-1-0		0-0-0		3-1-0	
1-3-0	0-0-0	0-0-		AWAY		0-1-0		0-1-0		1-0-0	
0-0-0	0-0-0	0-0-0		NEUTRAL		0-0-0		0-0-0		0-0-0	
3-8-0	0-4-0	0-0-0		CONFERENCE		0-3-0		2-1-0		1-0-0	
1-3-0	0-1-0	0-0-0		HOME		0-2-0		1-0-0		0-0-0	
1-5-0	0-3-0	0-0-0		AWAY		0-1-0		0-1-0		1-0-0	
1-0-0	0-0-0	0-0-0		NEUTRAL		0-0-0		1-0-0		0-0-0	
RPI S	Opponent	Score		RPI S	Opponent	Score		RPI S	Opponent	Score	
17 A	UCF	0	3	34 H	Missouri	1	3	56 H	BYU	0	3
17 A	UCF	0	4	37 A	Kansas	0	3	60 H	Memphis	1	4
19 H	UConn	1	3					69 A	TCU	1	4
22 A	South Fla.	1	2					90 H	Tulsa	1	2
								91 A	East Carolina	0	2
				LAST 10 GAMES							
				17 A	UCF	0	4	132 A	Cincinnati	0	1
				121 N	Temple	2	1	19 H	UConn	1	3
				60 H	Memphis	1	4	121 H	Temple	1	0
				90 H	Tulsa	1	2	22 A	South Fla.	1	2
				91 A	East Carolina	0	2	17 A	UCF	0	3

Non-Div. I Games:

SMU



T  
o  
l  
e  
d  
o

Toledo						Through Games Of Dec. 7, 2014-Final																													
Average RPI Win:		212	WON-LOST RECORD			WINNING PCT. RANK			LAST 10 GAMES			STRENGTH OF SCHEDULE			OPP. STRENGTH OF SCHEDULE			TEAM RPI			ADJ RPI			CONF. RPI			ADJ CONF. RPI								
DIV. I ONLY			7-11-2			.4		227	4-5-1			147			115			203			.47939		201	15			15								
DIV. I NON-CONF.			3-4-1			.4375		209	0-0-0			219			51			203			.47398		201	15			15								
TOTALS		RPI 1-25		RPI 26-50		W-L RECORDS		RPI 51-100		RPI 101-150		RPI 150+																							
7-11-2		0-1-0		0-2-0		OVERALL		1-3-0		1-2-0		5-3-2																							
4-4-2		0-0-0		0-1-0		HOME		0-0-0		1-1-0		3-2-2																							
3-7-0		0-1-0		0-1-0		AWAY		1-3-0		0-1-0		2-1-0																							
0-0-0		0-0-0		0-0-0		NEUTRAL		0-0-0		0-0-0		0-0-0																							
3-4-1		0-1-0		0-0-0		NON-CONFERENCE		0-2-0		1-0-0		2-1-1																							
3-1-1		0-0-0		0-0-0		HOME		0-0-0		1-0-0		2-1-1																							
0-3-0		0-1-0		0-0-		AWAY		0-2-0		0-0-0		0-0-0																							
0-0-0		0-0-0		0-0-0		NEUTRAL		0-0-0		0-0-0		0-0-0																							
4-7-1		0-0-0		0-2-0		CONFERENCE		1-1-0		0-2-0		3-2-1																							
1-3-1		0-0-0		0-1-0		HOME		0-0-0		0-1-0		1-1-1																							
3-4-0		0-0-0		0-1-0		AWAY		1-1-0		0-1-0		2-1-0																							
0-0-0		0-0-0		0-0-0		NEUTRAL		0-0-0		0-0-0		0-0-0																							
RPI	S	Opponent		Score		RPI	S	Opponent		Score		RPI	S	Opponent		Score		RPI	S	Opponent		Score													
13	A	Notre Dame		1	2	35	A	Buffalo		0	2	51	A	Michigan		0	4	113	H	Ohio St.		1	0												
						35	H	Buffalo		0	3	58	A	Miami (OH)		0	2	118	H	Western Mich.		0	2												
												63	A	Dayton		0	2	127	A	Eastern Mich.		0	1												
												98	A	Ball St.		3	0	165	A	Kent St.		0	3												
																		182	H	Pittsburgh		0	1												
																		184	H	CSUN		0	0												
																		207	H	Central Mich.		0	0												
																		215	H	Northern Ill.		1	2												
																		242	H	Detroit		3	1												
																		244	H	Akron		3	0												
																		258	A	Ohio		3	1												
																		263	H	Xavier		1	0												
																		264	A	Bowling Green		1	0												
						LAST 10 GAMES																													
						35 A Buffalo						0	2	244 H Akron						3	0														
						207 H Central Mich.						0	0	264 A Bowling Green						1	0														
						258 A Ohio						3	1	127 A Eastern Mich.						0	1														
						165 A Kent St.						0	3	98 A Ball St.						3	0														
						35 H Buffalo						0	3	58 A Miami (OH)						0	2														

T  
o  
l  
e  
d  
o

Non-Div. I Games:

Toledo

## Grand Canyon

Through Games Of Dec. 7, 2014-Final

Average RPI Win: 244		WON-LOST	WINNING	LAST 10	STRENGTH OF		OPP. STRENGTH	TEAM	ADJ	CONF.	ADJ CONF.
Average RPI Loss: 156		RECORD	PCT. RANK	GAMES	SCHEDULE		OF SCHEDULE	RPI	RPI	RPI	RPI
DIV. I ONLY		8-9-1	.47222	185	7-3-0		165	279	198	.4789	202
DIV. I NON-CONF.		1-6-1	.1875	294	0-0-0		118	265	269	.42171	271
TOTALS		RPI 1-25	RPI 26-50		W-L RECORDS		RPI 51-100		RPI 101-150		RPI 150+
8-9-1	0-0-0	0-0-0		OVERALL		1-2-1		1-2-0		6-5-0	
3-4-1	0-0-0	0-0-0		HOME		0-1-1		0-1-0		3-2-0	
5-3-0	0-0-0	0-0-0		AWAY		1-1-0		1-0-0		3-2-0	
0-2-0	0-0-0	0-0-0		NEUTRAL		0-0-0		0-1-0		0-1-0	
1-6-1	0-0-0	0-0-0		NON-CONFERENCE		0-1-1		0-1-0		1-4-0	
1-2-1	0-0-0	0-0-0		HOME		0-0-1		0-0-0		1-2-0	
0-2-0	0-0-0	0-0-		AWAY		0-1-0		0-0-0		0-1-0	
0-2-0	0-0-0	0-0-0		NEUTRAL		0-0-0		0-1-0		0-1-0	
7-3-0	0-0-0	0-0-0		CONFERENCE		1-1-0		1-1-0		5-1-0	
2-2-0	0-0-0	0-0-0		HOME		0-1-0		0-1-0		2-0-0	
5-1-0	0-0-0	0-0-0		AWAY		1-0-0		1-0-0		3-1-0	
0-0-0	0-0-0	0-0-0		NEUTRAL		0-0-0		0-0-0		0-0-0	
RPI S	Opponent	Score	RPI S	Opponent	Score	RPI S	Opponent	Score	RPI S	Opponent	Score
						70 A	Seattle	1 0	106 A	Utah Valley	2 0
						70 H	Seattle	1 2	106 H	Utah Valley	0 2
						88 H	Valparaiso	1 1	139 N	UC Riverside	0 3
						99 A	Northern Ariz.	0 2	152 A	UMKC	0 2
									159 A	UNLV	2 3
									186 H	Lipscomb	0 1
									220 N	Southern Utah	1 2
									262 H	Idaho	2 1
									269 H	South Dakota	1 3
									295 A	Bakersfield	2 0
									295 A	Bakersfield	1 0
									298 H	New Mexico St.	3 1
									299 H	Tex.-Pan American	4 1
									329 A	Chicago St.	3 2
LAST 10 GAMES											
						295 A	Bakersfield	1 0	152 A	UMKC	0 2
						295 A	Bakersfield	2 0	106 A	Utah Valley	2 0
						299 H	Tex.-Pan American	4 1	70 A	Seattle	1 0
						298 H	New Mexico St.	3 1	106 H	Utah Valley	0 2
						329 A	Chicago St.	3 2	70 H	Seattle	1 2

Non-Div. I Games:

Grand Canyon

Average RPI Win: 208		WON-LOST RECORD	WINNING PCT. RANK	LAST 10 GAMES	STRENGTH OF SCHEDULE	OPP. STRENGTH OF SCHEDULE	TEAM RPI	ADJ RPI	CONF. RPI	ADJ CONF. RPI		
Average RPI Loss: 113												
DIV. I ONLY		6-8-3	.44118 209	3-4-3	190	133	204	.47834 203	8	8		
DIV. I NON-CONF.		5-4-1	.55 142	2-0-1	267	162	201	.47393 202	10	10		
<hr/>												
TOTALS		RPI 1-25		RPI 26-50		W-L RECORDS		RPI 51-100		RPI 101-150		RPI 150+
6-8-3		0-1-0		0-1-0		OVERALL		1-1-1		0-3-1		5-2-1
4-3-1		0-0-0		0-1-0		HOME		0-0-0		0-1-1		4-1-0
2-5-2		0-1-0		0-0-0		AWAY		1-1-1		0-2-0		1-1-1
0-0-0		0-0-0		0-0-0		NEUTRAL		0-0-0		0-0-0		0-0-0
5-4-1		0-1-0		0-0-0		NON-CONFERENCE		1-1-0		0-0-0		4-2-1
3-1-0		0-0-0		0-0-0		HOME		0-0-0		0-0-0		3-1-0
2-3-1		0-1-0		0-0-		AWAY		1-1-0		0-0-0		1-1-1
0-0-0		0-0-0		0-0-0		NEUTRAL		0-0-0		0-0-0		0-0-0
1-4-2		0-0-0		0-1-0		CONFERENCE		0-0-1		0-3-1		1-0-0
1-2-1		0-0-0		0-1-0		HOME		0-0-0		0-1-1		1-0-0
0-2-1		0-0-0		0-0-0		AWAY		0-0-1		0-2-0		0-0-0
0-0-0		0-0-0		0-0-0		NEUTRAL		0-0-0		0-0-0		0-0-0
RPI S	Opponent	Score		RPI S	Opponent	Score		RPI S	Opponent	Score		
19 A	UConn	0	2	41 H	Harvard	0	2	82 A	St. John's (NY)	2	1	
								92 A	Dartmouth	1	1	
								97 A	Providence	0	1	
								108 H	Yale	1	2	
								109 A	Penn	0	2	
								119 A	Princeton	0	5	
								143 H	Columbia	2	2	
								172 A	Fla. Atlantic	0	1	
								181 H	Cornell	2	0	
								185 H	Delaware	2	1	
								193 H	Massachusetts	2	0	
								236 H	Sacred Heart	1	2	
								292 A	Bryant	3	1	
								296 A	Marist	1	1	
								313 H	Quinnipiac	2	0	
LAST 10 GAMES												
	108 H	Yale	1	2		119 A	Princeton	0	5			
	109 A	Penn	0	2		313 H	Quinnipiac	2	0			
	181 H	Cornell	2	0		143 H	Columbia	2	2			
	41 H	Harvard	0	2		292 A	Bryant	3	1			
	296 A	Marist	1	1		92 A	Dartmouth	1	1			

Non-Div. I Games:

Brown

Average RPI Win: 237		WON-LOST	WINNING	LAST 10	STRENGTH OF		OPP. STRENGTH	TEAM	ADJ	CONF.	ADJ CONF.
Average RPI Loss: 159		RECORD	PCT. RANK	GAMES	SCHEDULE		OF SCHEDULE	RPI	RPI	RPI	RPI
DIV. I ONLY		8-8-2	.5	156	5-3-2		216	234	202	.47793	204
DIV. I NON-CONF.		2-6-0	.25	277	0-1-0		79	94	223	.46357	223
TOTALS		RPI 1-25	RPI 26-50		W-L RECORDS		RPI 51-100		RPI 101-150		RPI 150+
8-8-2		0-2-0	0-0-0		OVERALL		0-1-0		1-0-0		7-5-2
5-1-0		0-0-0	0-0-0		HOME		0-0-0		0-0-0		5-1-0
2-6-2		0-2-0	0-0-0		AWAY		0-1-0		1-0-0		1-3-2
1-1-0		0-0-0	0-0-0		NEUTRAL		0-0-0		0-0-0		1-1-0
2-6-0		0-2-0	0-0-0		NON-CONFERENCE		0-1-0		1-0-0		1-3-0
1-1-0		0-0-0	0-0-0		HOME		0-0-0		0-0-0		1-1-0
1-4-0		0-2-0	0-0-		AWAY		0-1-0		1-0-0		0-1-0
0-1-0		0-0-0	0-0-0		NEUTRAL		0-0-0		0-0-0		0-1-0
6-2-2		0-0-0	0-0-0		CONFERENCE		0-0-0		0-0-0		6-2-2
4-0-0		0-0-0	0-0-0		HOME		0-0-0		0-0-0		4-0-0
1-2-2		0-0-0	0-0-0		AWAY		0-0-0		0-0-0		1-2-2
1-0-0		0-0-0	0-0-0		NEUTRAL		0-0-0		0-0-0		1-0-0
RPI S	Opponent	Score		RPI S	Opponent	Score		RPI S	Opponent	Score	
8 A	North Carolina	0	2					52 A	Minnesota	0	2
9 A	Wisconsin	0	5					149 A	Iowa St.	2	1
								178 H	Creighton	2	3
								189 A	Denver	1	1
								189 H	Denver	2	0
								198 N	St. Mary's (CA)	1	2
								217 H	Drake	3	2
								256 A	North Dakota St.	0	1
								256 N	North Dakota St.	2	1
								261 H	Oral Roberts	3	0
								266 A	UNI	1	2
								269 A	South Dakota	3	1
								271 H	IUPUI	2	1
								286 H	Western Ill.	2	1
								308 A	Omaha	0	2
								310 A	IPFW	3	3
LAST 10 GAMES											
8 A	North Carolina	0	2	308 A	Omaha	0	2				
189 A	Denver	1	1	256 A	North Dakota St.	0	1				
256 N	North Dakota St.	2	1	261 H	Oral Roberts	3	0				
189 H	Denver	2	0	310 A	IPFW	3	3				
269 A	South Dakota	3	1	286 H	Western Ill.	2	1				

Non-Div. I Games: Bemidji St. 3 1 Northern St. 3 1

South Dakota St.

Average RPI Win:	236	WON-LOST	WINNING	LAST 10	STRENGTH OF	OPP. STRENGTH	TEAM	ADJ	CONF.	ADJ CONF.	
Average RPI Loss:	114	RECORD	PCT. RANK	GAMES	SCHEDULE	OF SCHEDULE	RPI	RPI	RPI	RPI	
DIV. I ONLY	8-10-0	.44444	203	4-6-0	196	157	205	.47739	205	13	13
DIV. I NON-CONF.	5-5-0	.5	154	1-1-0	218	219	199	.47559	199	14	14
<hr/>											
TOTALS	RPI 1-25	RPI 26-50		W-L RECORDS	RPI 51-100		RPI 101-150		RPI 150+		
8-10-0	0-0-0	0-1-0		OVERALL	0-4-0		1-3-0		7-2-0		
3-5-0	0-0-0	0-1-0		HOME	0-3-0		0-0-0		3-1-0		
5-5-0	0-0-0	0-0-0		AWAY	0-1-0		1-3-0		4-1-0		
0-0-0	0-0-0	0-0-0		NEUTRAL	0-0-0		0-0-0		0-0-0		
<hr/>											
5-5-0	0-0-0	0-0-0		NON-CONFERENCE	0-1-0		1-3-0		4-1-0		
2-2-0	0-0-0	0-0-0		HOME	0-1-0		0-0-0		2-1-0		
3-3-0	0-0-0	0-0-		AWAY	0-0-0		1-3-0		2-0-0		
0-0-0	0-0-0	0-0-0		NEUTRAL	0-0-0		0-0-0		0-0-0		
<hr/>											
3-5-0	0-0-0	0-1-0		CONFERENCE	0-3-0		0-0-0		3-1-0		
1-3-0	0-0-0	0-1-0		HOME	0-2-0		0-0-0		1-0-0		
2-2-0	0-0-0	0-0-0		AWAY	0-1-0		0-0-0		2-1-0		
0-0-0	0-0-0	0-0-0		NEUTRAL	0-0-0		0-0-0		0-0-0		
<hr/>											
RPI S	Opponent	Score	RPI S	Opponent	Score	RPI S	Opponent	Score	RPI S	Opponent	Score
			26 H	La Salle	1 2	61 H	Northwestern	0 1	118 A	Western Mich.	0 2
						63 A	Dayton	2 3	136 A	UT Martin	2 3
						71 H	VCU	0 1	138 A	Evansville	4 1
						79 H	George Washington	0 1	149 A	Iowa St.	1 2
									187 H	Murray St.	0 1
									190 A	Saint Joseph's	3 2
									214 H	Fordham	2 0
									217 A	Drake	2 1
									231 A	Davidson	2 0
									245 A	George Mason	1 2
									286 H	Western Ill.	3 1
									302 A	Ill.-Chicago	4 2
									308 H	Omaha	4 2
<hr/>											
LAST 10 GAMES											
			79 H	George Washington	0 1	190 A	Saint Joseph's	3 2			
			71 H	VCU	0 1	245 A	George Mason	1 2			
			231 A	Davidson	2 0	63 A	Dayton	2 3			
			26 H	La Salle	1 2	308 H	Omaha	4 2			
			214 H	Fordham	2 0	118 A	Western Mich.	0 2			

Non-Div. I Games:

Saint Louis

Average RPI Win:	245	WON-LOST RECORD	WINNING PCT. RANK	LAST 10 GAMES	STRENGTH OF SCHEDULE	OPP. STRENGTH OF SCHEDULE	TEAM RPI	ADJ RPI	CONF. RPI	ADJ CONF. RPI	
DIV. I ONLY	8-7-4	.52632	138	5-4-1	245	233	201	.47727	206	20	21
DIV. I NON-CONF.	3-3-3	.5	154	0-0-0	263	189	226	.4586	230	23	23
<hr/>											
TOTALS	RPI 1-25	RPI 26-50		W-L RECORDS		RPI 51-100		RPI 101-150		RPI 150+	
8-7-4	0-0-0	0-0-0		OVERALL		0-2-1		2-3-1		6-2-2	
4-3-1	0-0-0	0-0-0		HOME		0-1-0		2-1-1		2-1-0	
4-4-3	0-0-0	0-0-0		AWAY		0-1-1		0-2-0		4-1-2	
0-0-0	0-0-0	0-0-0		NEUTRAL		0-0-0		0-0-0		0-0-0	
<hr/>											
3-3-3	0-0-0	0-0-0		NON-CONFERENCE		0-1-1		1-0-0		2-2-2	
1-2-0	0-0-0	0-0-0		HOME		0-1-0		1-0-0		0-1-0	
2-1-3	0-0-0	0-0-		AWAY		0-0-1		0-0-0		2-1-2	
0-0-0	0-0-0	0-0-0		NEUTRAL		0-0-0		0-0-0		0-0-0	
<hr/>											
5-4-1	0-0-0	0-0-0		CONFERENCE		0-1-0		1-3-1		4-0-0	
3-1-1	0-0-0	0-0-0		HOME		0-0-0		1-1-1		2-0-0	
2-3-0	0-0-0	0-0-0		AWAY		0-1-0		0-2-0		2-0-0	
0-0-0	0-0-0	0-0-0		NEUTRAL		0-0-0		0-0-0		0-0-0	
<hr/>											
RPI S	Opponent	Score	RPI S	Opponent	Score	RPI S	Opponent	Score	RPI S	Opponent	Score
						85 A	Samford	1 4	101 A	Mercer	1 2
						91 H	East Carolina	0 1	101 A	Mercer	0 1
						94 A	High Point	1 1	103 H	Furman	1 1
									130 H	East Tenn. St.	3 2
									135 H	UNC Greensboro	0 1
									146 H	Middle Tenn.	1 0
									186 A	Lipscomb	0 1
									192 A	Campbell	3 0
									223 A	Longwood	1 1
									233 H	Wofford	3 0
									247 A	North Carolina St.	1 1
									300 H	Eastern Ky.	0 1
									304 A	Tennessee Tech	3 0
									305 A	Citadel	3 1
									319 H	VMI	3 0
			327 A	Chattanooga	4 0						
			LAST 10 GAMES								
			101 A	Mercer	1 2	305 A	Citadel	3 1			
			130 H	East Tenn. St.	3 2	85 A	Samford	1 4			
			319 H	VMI	3 0	327 A	Chattanooga	4 0			
			135 H	UNC Greensboro	0 1	103 H	Furman	1 1			
			101 A	Mercer	0 1	233 H	Wofford	3 0			

Non-Div. I Games:

Western Caro.

Average RPI Win:		249	WON-LOST RECORD		WINNING PCT. RANK		LAST 10 GAMES		STRENGTH OF SCHEDULE		OPP. STRENGTH OF SCHEDULE		TEAM RPI		ADJ RPI		CONF. RPI		ADJ CONF. RPI	
DIV. I ONLY			6-11-2		.36842 247		4-5-1		105		162		207		.47595 207		15		15	
DIV. I NON-CONF.			2-5-1		.3125 265		0-0-0		95		163		216		.46861 215		15		15	
TOTALS		RPI 1-25		RPI 26-50		W-L RECORDS		RPI 51-100		RPI 101-150		RPI 150+								
6-11-2		0-1-0		0-2-0		OVERALL		0-4-0		0-2-0		6-2-2								
4-3-0		0-0-0		0-1-0		HOME		0-0-0		0-1-0		4-1-0								
2-8-2		0-1-0		0-1-0		AWAY		0-4-0		0-1-0		2-1-2								
0-0-0		0-0-0		0-0-0		NEUTRAL		0-0-0		0-0-0		0-0-0								
2-5-1		0-1-0		0-1-0		NON-CONFERENCE		0-2-0		0-0-0		2-1-1								
2-0-0		0-0-0		0-0-0		HOME		0-0-0		0-0-0		2-0-0								
0-5-1		0-1-0		0-0-		AWAY		0-2-0		0-0-0		0-1-1								
0-0-0		0-0-0		0-0-0		NEUTRAL		0-0-0		0-0-0		0-0-0								
4-6-1		0-0-0		0-1-0		CONFERENCE		0-2-0		0-2-0		4-1-1								
2-3-0		0-0-0		0-1-0		HOME		0-0-0		0-1-0		2-1-0								
2-3-1		0-0-0		0-0-0		AWAY		0-2-0		0-1-0		2-0-1								
0-0-0		0-0-0		0-0-0		NEUTRAL		0-0-0		0-0-0		0-0-0								
RPI	S	Opponent		Score		RPI	S	Opponent		Score		RPI	S	Opponent		Score				
20	A	DePaul		1	2	32	A	Illinois St.		1	5	51	A	Michigan		0	3			
						35	H	Buffalo		0	1	58	A	Miami (OH)		0	2			
												84	A	Colorado Col.		1	3			
												98	A	Ball St.		0	2			
														118 H Western Mich.		0	1			
														127 A Eastern Mich.		0	2			
														165 A Kent St.		1	0			
														201 A Toledo		0	0			
														215 H Northern Ill.		1	2			
														225 A Air Force		2	3			
														242 A Detroit		0	0			
														244 H Akron		3	0			
														251 H Oakland		2	1			
														258 H Ohio		3	0			
														264 A Bowling Green		1	0			
														310 H IPFW		2	0			
LAST 10 GAMES					LAST 10 GAMES															
						201	A	Toledo		0	0	127	A	Eastern Mich.		0	2			
						165	A	Kent St.		1	0	264	A	Bowling Green		1	0			
						258	H	Ohio		3	0	58	A	Miami (OH)		0	2			
						244	H	Akron		3	0	98	A	Ball St.		0	2			
						35	H	Buffalo		0	1	118	H	Western Mich.		0	1			

**Non-Div. I Games:**

Central Mich.

U  
C  
S  
a  
n  
t  
a  
B  
a  
r  
b  
a  
r  
a

UC Santa Barbara						Through Games Of Dec. 7, 2014-Final																																										
Average RPI Win:		252	WON-LOST RECORD			WINNING PCT. RANK			LAST 10 GAMES			STRENGTH OF SCHEDULE			OPP. STRENGTH OF SCHEDULE			TEAM RPI			ADJ RPI			CONF. RPI			ADJ CONF. RPI																					
DIV. I ONLY			8-9-2			.47368 182			4-6-0			230			171			209			.47397 208			16			16																					
DIV. I NON-CONF.			6-3-2			.63636 88			2-0-0			199			210			128			.51759 128			13			13																					
TOTALS		RPI 1-25		RPI 26-50		W-L RECORDS		RPI 51-100		RPI 101-150		RPI 150+																																				
8-9-2		0-1-0		0-0-0		OVERALL		0-1-0		0-3-1		8-4-1																																				
6-3-1		0-0-0		0-0-0		HOME		0-0-0		0-1-0		6-2-1																																				
2-6-1		0-1-0		0-0-0		AWAY		0-1-0		0-2-1		2-2-0																																				
0-0-0		0-0-0		0-0-0		NEUTRAL		0-0-0		0-0-0		0-0-0																																				
6-3-2		0-1-0		0-0-0		NON-CONFERENCE		0-1-0		0-0-1		6-1-1																																				
4-1-1		0-0-0		0-0-0		HOME		0-0-0		0-0-0		4-1-1																																				
2-2-1		0-1-0		0-0-		AWAY		0-1-0		0-0-1		2-0-0																																				
0-0-0		0-0-0		0-0-0		NEUTRAL		0-0-0		0-0-0		0-0-0																																				
2-6-0		0-0-0		0-0-0		CONFERENCE		0-0-0		0-3-0		2-3-0																																				
2-2-0		0-0-0		0-0-0		HOME		0-0-0		0-1-0		2-1-0																																				
0-4-0		0-0-0		0-0-0		AWAY		0-0-0		0-2-0		0-2-0																																				
0-0-0		0-0-0		0-0-0		NEUTRAL		0-0-0		0-0-0		0-0-0																																				
RPI S	Opponent		Score		RPI S	Opponent		Score		RPI S	Opponent		Score		RPI S	Opponent		Score		RPI S	Opponent		Score		RPI S	Opponent		Score																				
4 A	Stanford		0 2							63 A	Dayton		0 2		114 A	Long Beach St.		0 2																														
															126 H	Cal St. Fullerton		2 4																														
															132 A	Cincinnati		2 2																														
															139 A	UC Riverside		2 3																														
															153 A	Cal Poly		0 2																														
															154 A	UC Irvine		1 2																														
															163 H	Hawaii		2 1																														
															167 H	Loyola Marymount		1 2																														
															184 H	CSUN		0 1																														
															220 H	Southern Utah		2 0																														
															222 H	San Jose St.		0 0																														
															227 H	Duquesne		4 0																														
															250 H	Cleveland St.		3 0																														
															267 H	UC Davis		3 2																														
															291 A	Sacramento St.		2 0																														
															295 H	Bakersfield		2 0																														
															303 A	Pacific		6 1																														
					LAST 10 GAMES																																											
					126 H Cal St. Fullerton					163 H Hawaii					2 1																																	
					153 A Cal Poly					114 A Long Beach St.					0 2																																	



Average RPI Win:	239	WON-LOST	WINNING	LAST 10	STRENGTH OF	OPP. STRENGTH	TEAM	ADJ	CONF.	ADJ CONF.			
Average RPI Loss:	118	RECORD	PCT. RANK	GAMES	SCHEDULE	OF SCHEDULE	RPI	RPI	RPI	RPI			
DIV. I ONLY	6-9-2	.41176	225	4-4-2	143	229	210	.47376	209	25	25		
DIV. I NON-CONF.	1-5-0	.16667	300	0-0-0	29	127	211	.47044	211	24	24		
<hr/>													
TOTALS	RPI 1-25	RPI 26-50		W-L RECORDS		RPI 51-100		RPI 101-150		RPI 150+			
6-9-2	0-1-0	0-0-0		OVERALL		0-5-0		0-1-0		6-2-2			
4-3-0	0-0-0	0-0-0		HOME		0-2-0		0-0-0		4-1-0			
1-6-2	0-1-0	0-0-0		AWAY		0-3-0		0-1-0		1-1-2			
1-0-0	0-0-0	0-0-0		NEUTRAL		0-0-0		0-0-0		1-0-0			
<hr/>													
1-5-0	0-1-0	0-0-0		NON-CONFERENCE		0-4-0		0-0-0		1-0-0			
0-1-0	0-0-0	0-0-0		HOME		0-1-0		0-0-0		0-0-0			
0-4-0	0-1-0	0-0-		AWAY		0-3-0		0-0-0		0-0-0			
1-0-0	0-0-0	0-0-0		NEUTRAL		0-0-0		0-0-0		1-0-0			
<hr/>													
5-4-2	0-0-0	0-0-0		CONFERENCE		0-1-0		0-1-0		5-2-2			
4-2-0	0-0-0	0-0-0		HOME		0-1-0		0-0-0		4-1-0			
1-2-2	0-0-0	0-0-0		AWAY		0-0-0		0-1-0		1-1-2			
0-0-0	0-0-0	0-0-0		NEUTRAL		0-0-0		0-0-0		0-0-0			
<hr/>													
RPI S	Opponent	Score		RPI S	Opponent	Score		RPI S	Opponent	Score			
14 A	Texas Tech	0	2			62 A	North Texas	1	3	124 A	Houston Baptist	0	1
						69 A	TCU	0	3	158 A	Sam Houston St.	3	2
						80 H	Stephen F. Austin	0	1	213 H	Southeastern La.	2	1
						86 H	UTEP	0	1	237 H	Nicholls St.	3	0
						90 A	Tulsa	0	1	249 H	Lamar	2	0
										257 H	McNeese St.	0	1
										279 H	Northwestern St.	3	0
										280 A	A&M-Corpus Christi	1	2
										281 A	Central Ark.	2	2
										299 N	Tex.-Pan American	5	1
										312 A	Incarnate Word	1	1
<hr/>													
LAST 10 GAMES													
257 H McNeese St.				0	1	279 H Northwestern St.				3	0		
249 H Lamar				2	0	281 A Central Ark.				2	2		
312 A Incarnate Word				1	1	213 H Southeastern La.				2	1		
280 A A&M-Corpus Christi				1	2	237 H Nicholls St.				3	0		
80 H Stephen F. Austin				0	1	124 A Houston Baptist				0	1		

<b>Non-Div. I Games:</b>	<b>Texas Wesleyan</b>	<b>2</b>	<b>1</b>	<b>Wayland Baptist</b>	<b>3</b>	<b>0</b>
--------------------------	-----------------------	----------	----------	------------------------	----------	----------

Abilene Christian

Average RPI Win: 178		WON-LOST RECORD	WINNING PCT. RANK		LAST 10 GAMES	STRENGTH OF SCHEDULE		OPP. STRENGTH OF SCHEDULE		TEAM RPI	ADJ RPI		CONF. RPI	ADJ CONF. RPI
Average RPI Loss: 100														
DIV. I ONLY		5-10-2	.35294	254	3-5-2	124	129	215	.47267	210	11	11		
DIV. I NON-CONF.		3-5-0	.375	231	1-0-0	154	137	209	.47334	204	12	12		
TOTALS		RPI 1-25	RPI 26-50		W-L RECORDS	RPI 51-100		RPI 101-150		RPI 150+				
5-10-2	0-0-0		0-1-0		OVERALL	2-4-0		0-3-0		3-2-2				
3-1-1	0-0-0		0-1-0		HOME	1-0-0		0-0-0		2-0-1				
2-7-1	0-0-0		0-0-0		AWAY	1-3-0		0-3-0		1-1-1				
0-2-0	0-0-0		0-0-0		NEUTRAL	0-1-0		0-0-0		0-1-0				
3-5-0	0-0-0		0-0-0		NON-CONFERENCE	1-4-0		0-0-0		2-1-0				
1-0-0	0-0-0		0-0-0		HOME	0-0-0		0-0-0		1-0-0				
2-3-0	0-0-0		0-0-		AWAY	1-3-0		0-0-0		1-0-0				
0-2-0	0-0-0		0-0-0		NEUTRAL	0-1-0		0-0-0		0-1-0				
2-5-2	0-0-0		0-1-0		CONFERENCE	1-0-0		0-3-0		1-1-2				
2-1-1	0-0-0		0-1-0		HOME	1-0-0		0-0-0		1-0-1				
0-4-1	0-0-0		0-0-0		AWAY	0-0-0		0-3-0		0-1-1				
0-0-0	0-0-0		0-0-0		NEUTRAL	0-0-0		0-0-0		0-0-0				
RPI S	Opponent	Score	RPI S	Opponent	Score	RPI S	Opponent	Score	RPI S	Opponent	Score			
			46 H	Rice	0 2	53 A	South Ala.	2 1	102 A	Western Ky.	0 1			
						59 A	Duke	1 3	134 A	Louisiana Tech	1 2			
						66 A	Alabama	0 2	146 A	Middle Tenn.	0 1			
						67 N	Illinois	1 3	151 A	Marshall	1 2			
						73 A	Troy	1 2	160 N	Jacksonville	1 2			
						86 H	UTEP	2 0	172 H	Fla. Atlantic	0 0			
									194 H	UTSA	5 0			
									231 A	Davidson	1 0			
									265 A	Southern Miss.	1 1			
									327 H	Chattanooga	7 0			
LAST 10 GAMES														
			46 H	Rice	0 2	134 A	Louisiana Tech	1 2						
			146 A	Middle Tenn.	0 1	265 A	Southern Miss.	1 1						
			102 A	Western Ky.	0 1	86 H	UTEP	2 0						
			151 A	Marshall	1 2	194 H	UTSA	5 0						
			172 H	Fla. Atlantic	0 0	327 H	Chattanooga	7 0						

Non-Div. I Games:

UAB

Average RPI Win:	273	WON-LOST RECORD	WINNING PCT. RANK	LAST 10 GAMES	STRENGTH OF SCHEDULE	OPP. STRENGTH OF SCHEDULE	TEAM RPI	ADJ RPI	CONF. RPI	ADJ CONF. RPI	
Average RPI Loss:	112										
DIV. I ONLY	4-7-5	.40625	226	1-5-4	173	144	211	.47225	211	12	12
DIV. I NON-CONF.	2-4-1	.35714	240	0-2-0	232	207	254	.43629	253	11	11
<hr/>											
TOTALS	RPI 1-25	RPI 26-50		W-L RECORDS	RPI 51-100		RPI 101-150		RPI 150+		
4-7-5	0-0-1	0-1-0		OVERALL	0-1-0		0-4-1		4-1-3		
2-3-3	0-0-1	0-0-0		HOME	0-1-0		0-2-0		2-0-2		
2-4-2	0-0-0	0-1-0		AWAY	0-0-0		0-2-1		2-1-1		
0-0-0	0-0-0	0-0-0		NEUTRAL	0-0-0		0-0-0		0-0-0		
<hr/>											
2-4-1	0-0-0	0-0-0		NON-CONFERENCE	0-0-0		0-3-0		2-1-1		
1-2-1	0-0-0	0-0-0		HOME	0-0-0		0-2-0		1-0-1		
1-2-0	0-0-0	0-0-		AWAY	0-0-0		0-1-0		1-1-0		
0-0-0	0-0-0	0-0-0		NEUTRAL	0-0-0		0-0-0		0-0-0		
<hr/>											
2-3-4	0-0-1	0-1-0		CONFERENCE	0-1-0		0-1-1		2-0-2		
1-1-2	0-0-1	0-0-0		HOME	0-1-0		0-0-0		1-0-1		
1-2-2	0-0-0	0-1-0		AWAY	0-0-0		0-1-1		1-0-1		
0-0-0	0-0-0	0-0-0		NEUTRAL	0-0-0		0-0-0		0-0-0		
<hr/>											
RPI S	Opponent	Score	RPI S	Opponent	Score	RPI S	Opponent	Score	RPI S	Opponent	Score
23 H	Boston U.	1 1	39 A	Colgate	0 1	65 H	Navy	0 2	109 H	Penn	0 2
									119 H	Princeton	1 4
									125 A	Bucknell	0 0
									128 A	Holy Cross	0 1
									131 A	Central Conn. St.	1 2
									161 H	Army	0 0
									176 A	Loyola Maryland	0 0
									183 H	Villanova	1 1
									190 A	Saint Joseph's	0 1
									239 H	Binghamton	2 0
									255 A	Lafayette	2 1
									282 H	American	1 0
									315 A	Mt. St. Mary's	1 0
<hr/>											
LAST 10 GAMES											
128 A Holy Cross 0 1						176 A Loyola Maryland 0 0					
109 H Penn 0 2						119 H Princeton 1 4					
39 A Colgate 0 1						23 H Boston U. 1 1					
65 H Navy 0 2						255 A Lafayette 2 1					
161 H Army 0 0						125 A Bucknell 0 0					

Non-Div. I Games:

Lehigh

Average RPI Win: 230		WON-LOST	WINNING	LAST 10	STRENGTH OF		OPP. STRENGTH	TEAM	ADJ	CONF.	ADJ CONF.
Average RPI Loss: 185		RECORD	PCT. RANK	GAMES	SCHEDULE		OF SCHEDULE	RPI	RPI	RPI	RPI
DIV. I ONLY		10-9-2	.52381	149	5-4-1		263	231	208	.47186	212
DIV. I NON-CONF.		5-4-1	.55	142	0-0-0		224	199	184	.48371	191
TOTALS		RPI 1-25	RPI 26-50		W-L RECORDS		RPI 51-100		RPI 101-150		RPI 150+
10-9-2	0-0-0	0-1-0		OVERALL		1-1-0		0-2-2		9-5-0	
6-4-2	0-0-0	0-0-0		HOME		1-1-0		0-1-2		5-2-0	
4-4-0	0-0-0	0-1-0		AWAY		0-0-0		0-1-0		4-2-0	
0-1-0	0-0-0	0-0-0		NEUTRAL		0-0-0		0-0-0		0-1-0	
5-4-1	0-0-0	0-1-0		NON-CONFERENCE		1-0-0		0-1-1		4-2-0	
4-2-1	0-0-0	0-0-0		HOME		1-0-0		0-1-1		3-1-0	
1-2-0	0-0-0	0-0-		AWAY		0-0-0		0-0-0		1-1-0	
0-0-0	0-0-0	0-0-0		NEUTRAL		0-0-0		0-0-0		0-0-0	
5-5-1	0-0-0	0-0-0		CONFERENCE		0-1-0		0-1-1		5-3-0	
2-2-1	0-0-0	0-0-0		HOME		0-1-0		0-0-1		2-1-0	
3-2-0	0-0-0	0-0-0		AWAY		0-0-0		0-1-0		3-1-0	
0-1-0	0-0-0	0-0-0		NEUTRAL		0-0-0		0-0-0		0-1-0	
RPI S	Opponent	Score		RPI S	Opponent	Score		RPI S	Opponent	Score	
				36 A	Colorado	0 1		84 H	Colorado Col.	3 2	
								99 H	Northern Ariz.	0 1	
								117 A	Montana	0 1	
								122 H	Wyoming	0 0	
								142 H	Portland St.	1 1	
								149 H	Iowa St.	0 3	
								155 H	Southeast Mo. St.	1 0	
								174 A	Idaho St.	2 1	
								174 N	Idaho St.	1 2	
								220 H	Southern Utah	1 0	
								225 A	Air Force	2 1	
								252 A	Eastern Wash.	1 0	
								256 H	North Dakota St.	1 2	
								262 A	Idaho	2 3	
								270 A	Weber St.	3 1	
								277 A	Colorado St.	0 1	
								291 H	Sacramento St.	0 1	
								292 H	Bryant	3 2	
								308 H	Omaha	4 1	
								324 H	North Dakota	6 0	
				LAST 10 GAMES							
				174 N	Idaho St.	1 2		291 H	Sacramento St.	0 1	
				142 H	Portland St.	1 1		99 H	Northern Ariz.	0 1	
				324 H	North Dakota	6 0		220 H	Southern Utah	1 0	
				117 A	Montana	0 1		174 A	Idaho St.	2 1	
				252 A	Eastern Wash.	1 0		270 A	Weber St.	3 1	

Non-Div. I Games:

Northern Colo.

Average RPI Win:	281	WON-LOST	WINNING	LAST 10	STRENGTH OF	OPP. STRENGTH	TEAM	ADJ	CONF.	ADJ CONF.							
Average RPI Loss:	155	RECORD	PCT. RANK	GAMES	SCHEDULE	OF SCHEDULE	RPI	RPI	RPI	RPI							
DIV. I ONLY	12-8-0	.6	93	3-7-0	302	300	212	.47145	213	25	25						
DIV. I NON-CONF.	7-1-0	.875	12	0-0-0	301	326	118	.52118	120	24	24						
<hr/>																	
TOTALS	RPI 1-25	RPI 26-50		W-L RECORDS		RPI 51-100		RPI 101-150		RPI 150+							
12-8-0	0-0-0	0-0-0		OVERALL		0-2-0		0-2-0		12-4-0							
7-2-0	0-0-0	0-0-0		HOME		0-0-0		0-0-0		7-2-0							
5-5-0	0-0-0	0-0-0		AWAY		0-2-0		0-1-0		5-2-0							
0-1-0	0-0-0	0-0-0		NEUTRAL		0-0-0		0-1-0		0-0-0							
<hr/>																	
7-1-0	0-0-0	0-0-0		NON-CONFERENCE		0-1-0		0-0-0		7-0-0							
4-0-0	0-0-0	0-0-0		HOME		0-0-0		0-0-0		4-0-0							
3-1-0	0-0-0	0-0-		AWAY		0-1-0		0-0-0		3-0-0							
0-0-0	0-0-0	0-0-0		NEUTRAL		0-0-0		0-0-0		0-0-0							
<hr/>																	
5-7-0	0-0-0	0-0-0		CONFERENCE		0-1-0		0-2-0		5-4-0							
3-2-0	0-0-0	0-0-0		HOME		0-0-0		0-0-0		3-2-0							
2-4-0	0-0-0	0-0-0		AWAY		0-1-0		0-1-0		2-2-0							
0-1-0	0-0-0	0-0-0		NEUTRAL		0-0-0		0-1-0		0-0-0							
<hr/>																	
RPI S	Opponent	Score	RPI S	Opponent	Score	RPI S	Opponent	Score	RPI S	Opponent	Score						
						60 A	Memphis	1 3	124 A	Houston Baptist	1 2						
						80 A	Stephen F. Austin	0 3	124 N	Houston Baptist	1 2						
									158 H	Sam Houston St.	0 1						
									180 H	La.-Lafayette	3 0						
									209 A	Abilene Christian	1 2						
									237 H	Nicholls St.	2 4						
									240 H	La.-Monroe	4 0						
									249 A	Lamar	0 2						
									257 H	McNeese St.	1 0						
									265 H	Southern Miss.	2 1						
									279 A	Northwestern St.	3 2						
									280 H	A&M-Corpus Christi	3 1						
									281 H	Central Ark.	2 1						
									306 A	Jackson St.	2 0						
									312 A	Incarnate Word	2 0						
									314 A	Texas Southern	4 0						
									325 H	Mississippi Val.	9 0						
									332 A	Alcorn	9 0						
									LAST 10 GAMES								
									124 N	Houston Baptist	1 2	80 A	Stephen F. Austin	0 3			
			124 A	Houston Baptist	1 2	281 H	Central Ark.	2 1									
			237 H	Nicholls St.	2 4	249 A	Lamar	0 2									
			158 H	Sam Houston St.	0 1	209 A	Abilene Christian	1 2									
			279 A	Northwestern St.	3 2	312 A	Incarnate Word	2 0									

Non-Div. I Games:

Southeastern La.

Average RPI Win: 259		WON-LOST	WINNING	LAST 10	STRENGTH OF		OPP. STRENGTH	TEAM	ADJ	CONF.	ADJ CONF.
Average RPI Loss: 135		RECORD	PCT. RANK	GAMES	SCHEDULE		OF SCHEDULE	RPI	RPI	RPI	RPI
DIV. I ONLY		8-9-1	.47222	185	2-7-1		239	188	216	.47059	214
DIV. I NON-CONF.		6-4-0	.6	108	0-2-0		281	266	200	.47519	200
TOTALS		RPI 1-25	RPI 26-50		W-L RECORDS		RPI 51-100		RPI 101-150		RPI 150+
8-9-1	0-0-0	0-1-0		OVERALL		0-3-1		0-2-0		8-3-0	
5-3-1	0-0-0	0-0-0		HOME		0-1-1		0-1-0		5-1-0	
3-6-0	0-0-0	0-1-0		AWAY		0-2-0		0-1-0		3-2-0	
0-0-0	0-0-0	0-0-0		NEUTRAL		0-0-0		0-0-0		0-0-0	
6-4-0	0-0-0	0-0-0		NON-CONFERENCE		0-1-0		0-2-0		6-1-0	
4-1-0	0-0-0	0-0-0		HOME		0-0-0		0-1-0		4-0-0	
2-3-0	0-0-0	0-0-		AWAY		0-1-0		0-1-0		2-1-0	
0-0-0	0-0-0	0-0-0		NEUTRAL		0-0-0		0-0-0		0-0-0	
2-5-1	0-0-0	0-1-0		CONFERENCE		0-2-1		0-0-0		2-2-0	
1-2-1	0-0-0	0-0-0		HOME		0-1-1		0-0-0		1-1-0	
1-3-0	0-0-0	0-1-0		AWAY		0-1-0		0-0-0		1-1-0	
0-0-0	0-0-0	0-0-0		NEUTRAL		0-0-0		0-0-0		0-0-0	
RPI S	Opponent	Score	RPI S	Opponent	Score	RPI S	Opponent	Score	RPI S	Opponent	Score
			26 A	La Salle	0 <b>1</b>	63 A	Dayton	0 <b>2</b>	127 A	Eastern Mich.	0 <b>2</b>
						71 H	VCU	0 <b>1</b>	143 H	Columbia	1 <b>2</b>
						79 H	George Washington	1 <b>1</b>	190 H	Saint Joseph's	1 0
						97 A	Providence	1 <b>3</b>	205 A	Saint Louis	0 <b>2</b>
									218 H	Manhattan	2 1
									234 A	Stony Brook	2 <b>3</b>
									235 H	Maine	2 0
									245 H	George Mason	0 <b>1</b>
									246 A	St. Bonaventure	2 1
									275 A	Iona	1 0
									289 H	Vermont	1 0
									305 H	Citadel	2 0
									311 A	LIU Brooklyn	2 1
LAST 10 GAMES											
			246 A	St. Bonaventure	2 1	26 A	La Salle	0 <b>1</b>			
			245 H	George Mason	0 <b>1</b>	79 H	George Washington	1 <b>1</b>			
			190 H	Saint Joseph's	1 0	71 H	VCU	0 <b>1</b>			
			63 A	Dayton	0 <b>2</b>	143 H	Columbia	1 <b>2</b>			
			205 A	Saint Louis	0 <b>2</b>	234 A	Stony Brook	2 <b>3</b>			

Non-Div. I Games:

Fordham

Average RPI Win: 238		WON-LOST	WINNING	LAST 10	STRENGTH OF		OPP. STRENGTH	TEAM	ADJ	CONF.	ADJ CONF.
Average RPI Loss: 139		RECORD	PCT. RANK	GAMES	SCHEDULE		OF SCHEDULE	RPI	RPI	RPI	RPI
DIV. I ONLY		6-11-4	.38095	245	2-5-3		123	215	213	.46986	215
DIV. I NON-CONF.		2-6-0	.25	277	0-0-0		207	289	282	.40919	282
TOTALS		RPI 1-25	RPI 26-50		W-L RECORDS		RPI 51-100		RPI 101-150		RPI 150+
6-11-4	0-0-0	0-1-1		OVERALL		0-3-1		1-3-0		5-4-2	
4-2-3	0-0-0	0-0-1		HOME		0-0-0		1-1-0		3-1-2	
2-7-1	0-0-0	0-1-0		AWAY		0-2-1		0-1-0		2-3-0	
0-2-0	0-0-0	0-0-0		NEUTRAL		0-1-0		0-1-0		0-0-0	
2-6-0	0-0-0	0-1-0		NON-CONFERENCE		0-1-0		0-1-0		2-3-0	
2-2-0	0-0-0	0-0-0		HOME		0-0-0		0-1-0		2-1-0	
0-3-0	0-0-0	0-0-		AWAY		0-0-0		0-0-0		0-2-0	
0-1-0	0-0-0	0-0-0		NEUTRAL		0-1-0		0-0-0		0-0-0	
4-5-4	0-0-0	0-0-1		CONFERENCE		0-2-1		1-2-0		3-1-2	
2-0-3	0-0-0	0-0-1		HOME		0-0-0		1-0-0		1-0-2	
2-4-1	0-0-0	0-0-0		AWAY		0-2-1		0-1-0		2-1-0	
0-1-0	0-0-0	0-0-0		NEUTRAL		0-0-0		0-1-0		0-0-0	
RPI S	Opponent	Score	RPI S	Opponent	Score	RPI S	Opponent	Score	RPI S	Opponent	Score
			32 A	Illinois St.	1 4	58 A	Miami (OH)	1 3	118 A	Western Mich.	0 2
			35 H	Buffalo	0 0	58 A	Miami (OH)	0 0	118 N	Western Mich.	0 1
						70 N	Seattle	1 4	123 H	SIUE	0 1
						98 A	Ball St.	0 1	127 H	Eastern Mich.	3 1
									163 A	Hawaii	2 3
									165 H	Kent St.	1 1
									201 A	Toledo	2 1
									207 A	Central Mich.	2 1
									216 H	Green Bay	0 4
									244 A	Akron	0 1
									258 H	Ohio	2 0
									264 H	Bowling Green	0 0
									286 A	Western Ill.	0 2
									308 H	Omaha	1 0
									329 H	Chicago St.	5 0
			LAST 10 GAMES								
			118 N	Western Mich.	0 1	98 A	Ball St.	0 1			
			58 A	Miami (OH)	0 0	58 A	Miami (OH)	1 3			
			118 A	Western Mich.	0 2	244 A	Akron	0 1			
			264 H	Bowling Green	0 0	35 H	Buffalo	0 0			
			127 H	Eastern Mich.	3 1	258 H	Ohio	2 0			

Non-Div. I Games:

Northern Ill.

Average RPI Win: 277		WON-LOST RECORD		WINNING PCT. RANK		LAST 10 GAMES		STRENGTH OF SCHEDULE		OPP. STRENGTH OF SCHEDULE		TEAM RPI		ADJ RPI		CONF. RPI		ADJ CONF. RPI	
DIV. I ONLY		11-7-2		.6 93		5-5-0		310		294		218		.46957 216		27		27	
DIV. I NON-CONF.		6-2-2		.7 59		0-0-0		318		261		207		.47189 207		26		26	
TOTALS		RPI 1-25		RPI 26-50		W-L RECORDS		RPI 51-100		RPI 101-150		RPI 150+							
11-7-2		0-0-1		0-0-0		OVERALL		0-3-0		0-0-0		11-4-1							
6-3-1		0-0-1		0-0-0		HOME		0-2-0		0-0-0		6-1-0							
5-3-1		0-0-0		0-0-0		AWAY		0-1-0		0-0-0		5-2-1							
0-1-0		0-0-0		0-0-0		NEUTRAL		0-0-0		0-0-0		0-1-0							
6-2-2		0-0-1		0-0-0		NON-CONFERENCE		0-1-0		0-0-0		6-1-1							
3-1-1		0-0-1		0-0-0		HOME		0-1-0		0-0-0		3-0-0							
3-0-1		0-0-0		0-0-		AWAY		0-0-0		0-0-0		3-0-1							
0-1-0		0-0-0		0-0-0		NEUTRAL		0-0-0		0-0-0		0-1-0							
5-5-0		0-0-0		0-0-0		CONFERENCE		0-2-0		0-0-0		5-3-0							
3-2-0		0-0-0		0-0-0		HOME		0-1-0		0-0-0		3-1-0							
2-3-0		0-0-0		0-0-0		AWAY		0-1-0		0-0-0		2-2-0							
0-0-0		0-0-0		0-0-0		NEUTRAL		0-0-0		0-0-0		0-0-0							
RPI	S	Opponent		Score		RPI	S	Opponent		Score		RPI	S	Opponent		Score			
20	H	DePaul		1	1							88	A	Valparaiso		0	2		
												88	H	Valparaiso		1	4		
												98	H	Ball St.		0	2		
												197	H	Milwaukee		2	0		
												215	A	Northern Ill.		4	0		
												242	H	Detroit		2	3		
												250	A	Cleveland St.		0	2		
												251	A	Oakland		1	2		
												254	N	Loyola Chicago		0	1		
												266	H	UNI		3	1		
												271	H	IUPUI		3	1		
												273	A	Wright St.		1	0		
												286	A	Western Ill.		2	1		
												294	H	Youngstown St.		2	0		
												294	H	Youngstown St.		3	1		
												302	A	Ill.-Chicago		1	0		
												309	A	Eastern Ill.		1	1		
												324	H	North Dakota		6	0		
												329	A	Chicago St.		3	0		
LAST 10 GAMES																			
						88	A	Valparaiso		0	2	242	H	Detroit		2	3		
						294	H	Youngstown St.		3	1	250	A	Cleveland St.		0	2		
						88	H	Valparaiso		1	4	197	H	Milwaukee		2	0		
						294	H	Youngstown St.		2	0	273	A	Wright St.		1	0		
						302	A	Ill.-Chicago		1	0	251	A	Oakland		1	2		

Non-Div. I Games:

Green Bay



Average RPI Win: 236		WON-LOST RECORD		WINNING PCT. RANK		LAST 10 GAMES		STRENGTH OF SCHEDULE		OPP. STRENGTH OF SCHEDULE		TEAM RPI		ADJ RPI		CONF. RPI		ADJ CONF. RPI	
DIV. I ONLY		9-9-2		.5 156		4-4-2		255		242		214		.46872 217		18		18	
DIV. I NON-CONF.		6-6-0		.5 154		1-1-0		226		275		214		.46709 219		18		18	
TOTALS		RPI 1-25		RPI 26-50		W-L RECORDS		RPI 51-100		RPI 101-150		RPI 150+							
9-9-2		0-0-0		0-1-0		OVERALL		0-0-0		2-3-0		7-5-2							
5-4-0		0-0-0		0-1-0		HOME		0-0-0		0-1-0		5-2-0							
3-3-2		0-0-0		0-0-0		AWAY		0-0-0		1-1-0		2-2-2							
1-2-0		0-0-0		0-0-0		NEUTRAL		0-0-0		1-1-0		0-1-0							
6-6-0		0-0-0		0-0-0		NON-CONFERENCE		0-0-0		2-1-0		4-5-0							
3-2-0		0-0-0		0-0-0		HOME		0-0-0		0-0-0		3-2-0							
2-3-0		0-0-0		0-0-		AWAY		0-0-0		1-1-0		1-2-0							
1-1-0		0-0-0		0-0-0		NEUTRAL		0-0-0		1-0-0		0-1-0							
3-3-2		0-0-0		0-1-0		CONFERENCE		0-0-0		0-2-0		3-0-2							
2-2-0		0-0-0		0-1-0		HOME		0-0-0		0-1-0		2-0-0							
1-0-2		0-0-0		0-0-0		AWAY		0-0-0		0-0-0		1-0-2							
0-1-0		0-0-0		0-0-0		NEUTRAL		0-0-0		0-1-0		0-0-0							
RPI S	Opponent	Score		RPI S	Opponent	Score		RPI S	Opponent	Score		RPI S	Opponent	Score					
				32 H	Illinois St.	0	2			106 N	Utah Valley	1	0						
										123 A	SIUE	2	1						
										138 H	Evansville	0	1						
										138 N	Evansville	0	2						
										149 A	Iowa St.	0	2						
										166 N	Boise St.	0	3						
										178 A	Creighton	3	4						
										204 A	South Dakota St.	2	3						
										205 H	Saint Louis	1	2						
										219 H	Missouri St.	3	0						
										254 A	Loyola Chicago	0	0						
										254 H	Loyola Chicago	3	2						
										256 H	North Dakota St.	3	0						
										266 A	UNI	2	2						
										269 H	South Dakota	0	1						
										284 H	Fresno St.	2	1						
										285 A	Indiana St.	4	3						
										286 A	Western Ill.	2	0						
										308 H	Omaha	2	1						
LAST 10 GAMES																			
				166 N	Boise St.	0	3			219 H	Missouri St.	3	0						
				138 N	Evansville	0	2			308 H	Omaha	2	1						
				254 H	Loyola Chicago	3	2			254 A	Loyola Chicago	0	0						
				285 A	Indiana St.	4	3			266 A	UNI	2	2						
				32 H	Illinois St.	0	2			138 H	Evansville	0	1						

Non-Div. I Games:

Drake

Average RPI Win: 260		WON-LOST	WINNING	LAST 10	STRENGTH OF		OPP. STRENGTH	TEAM	ADJ		CONF.	ADJ CONF.	
Average RPI Loss: 178		RECORD	PCT. RANK	GAMES	SCHEDULE		OF SCHEDULE	RPI	RPI		RPI	RPI	
DIV. I ONLY		8-8-2	.5	156	3-5-2		244	298	221	.46831	218	26	26
DIV. I NON-CONF.		5-3-0	.625	91	0-0-0		191	290	138	.51116	138	27	28
TOTALS		RPI 1-25	RPI 26-50		W-L RECORDS		RPI 51-100		RPI 101-150		RPI 150+		
8-8-2		0-0-0	0-0-0		OVERALL		0-2-1		1-2-0		7-4-1		
4-3-1		0-0-0	0-0-0		HOME		0-2-1		0-1-0		4-0-0		
4-4-1		0-0-0	0-0-0		AWAY		0-0-0		1-1-0		3-3-1		
0-1-0		0-0-0	0-0-0		NEUTRAL		0-0-0		0-0-0		0-1-0		
5-3-0		0-0-0	0-0-0		NON-CONFERENCE		0-1-0		1-0-0		4-2-0		
2-1-0		0-0-0	0-0-0		HOME		0-1-0		0-0-0		2-0-0		
3-1-0		0-0-0	0-0-		AWAY		0-0-0		1-0-0		2-1-0		
0-1-0		0-0-0	0-0-0		NEUTRAL		0-0-0		0-0-0		0-1-0		
3-5-2		0-0-0	0-0-0		CONFERENCE		0-1-1		0-2-0		3-2-1		
2-2-1		0-0-0	0-0-0		HOME		0-1-1		0-1-0		2-0-0		
1-3-1		0-0-0	0-0-0		AWAY		0-0-0		0-1-0		1-2-1		
0-0-0		0-0-0	0-0-0		NEUTRAL		0-0-0		0-0-0		0-0-0		
RPI S	Opponent	Score	RPI S	Opponent	Score	RPI S	Opponent	Score	RPI S	Opponent	Score		
						76 H	Fairfield	0 2	108 A	Yale	2 1		
						89 H	Rhode Island	0 1	111 H	Monmouth	1 2		
						100 H	Niagara	1 1	112 A	Rider	1 3		
									214 A	Fordham	1 2		
									221 H	Wagner	2 0		
									229 A	Siena	1 1		
									236 N	Sacred Heart	0 4		
									239 A	Binghamton	2 1		
									255 H	Lafayette	1 0		
									275 A	Iona	0 1		
									296 H	Marist	2 1		
									307 A	Canisius	0 3		
									313 H	Quinnipiac	1 0		
									318 A	NJIT	1 0		
									326 A	Saint Peter's	4 2		
LAST 10 GAMES													
						326 A	Saint Peter's	4 2	229 A	Siena	1 1		
						307 A	Canisius	0 3	111 H	Monmouth	1 2		
						313 H	Quinnipiac	1 0	275 A	Iona	0 1		
						112 A	Rider	1 3	296 H	Marist	2 1		
						76 H	Fairfield	0 2	100 H	Niagara	1 1		

Non-Div. I Games:

Manhattan

Average RPI Win:	244	WON-LOST RECORD	WINNING PCT. RANK	LAST 10 GAMES	STRENGTH OF SCHEDULE	OPP. STRENGTH OF SCHEDULE	TEAM RPI	ADJ RPI	CONF. RPI	ADJ CONF. RPI	
DIV. I ONLY		7-10-2	.42105 215	4-5-1	174	214	217	.46794 219	18	18	
DIV. I NON-CONF.		4-6-1	.40909 215	1-1-0	166	236	219	.46608 221	18	18	
<hr/>											
TOTALS	RPI 1-25	RPI 26-50		W-L RECORDS	RPI 51-100		RPI 101-150		RPI 150+		
7-10-2	0-0-0	0-4-0		OVERALL	0-1-0		1-0-1		6-5-1		
6-2-1	0-0-0	0-0-0		HOME	0-0-0		1-0-1		5-2-0		
1-8-0	0-0-0	0-4-0		AWAY	0-1-0		0-0-0		1-3-0		
0-0-1	0-0-0	0-0-0		NEUTRAL	0-0-0		0-0-0		0-0-1		
4-6-1	0-0-0	0-2-0		NON-CONFERENCE	0-1-0		1-0-0		3-3-1		
4-2-0	0-0-0	0-0-0		HOME	0-0-0		1-0-0		3-2-0		
0-4-0	0-0-0	0-0-		AWAY	0-1-0		0-0-0		0-1-0		
0-0-1	0-0-0	0-0-0		NEUTRAL	0-0-0		0-0-0		0-0-1		
3-4-1	0-0-0	0-2-0		CONFERENCE	0-0-0		0-0-1		3-2-0		
2-0-1	0-0-0	0-0-0		HOME	0-0-0		0-0-1		2-0-0		
1-4-0	0-0-0	0-2-0		AWAY	0-0-0		0-0-0		1-2-0		
0-0-0	0-0-0	0-0-0		NEUTRAL	0-0-0		0-0-0		0-0-0		
RPI S	Opponent	Score	RPI S	Opponent	Score	RPI S	Opponent	Score	RPI S	Opponent	Score
			32 A	Illinois St.	0 2	90 A	Tulsa	2 3	123 H	SIUE	3 1
			32 A	Illinois St.	2 6				138 H	Evansville	1 1
			37 A	Kansas	1 2				152 A	UMKC	0 1
			42 A	Arkansas	1 6				169 H	Utah St.	2 0
									199 H	UALR	0 1
									217 A	Drake	0 3
									254 H	Loyola Chicago	2 1
									261 N	Oral Roberts	2 2
									266 A	UNI	2 3
									266 A	UNI	2 0
									281 H	Central Ark.	2 3
									285 H	Indiana St.	3 0
									301 H	Arkansas St.	3 0
									308 H	Omaha	2 1
			LAST 10 GAMES								
			32 A	Illinois St.	2 6	138 H	Evansville	1 1			
			266 A	UNI	2 0	37 A	Kansas	1 2			
			266 A	UNI	2 3	285 H	Indiana St.	3 0			
			254 H	Loyola Chicago	2 1	32 A	Illinois St.	0 2			
			217 A	Drake	0 3	308 H	Omaha	2 1			

**Non-Div. I Games:**

Missouri St.

Average RPI Win:	257	WON-LOST RECORD	WINNING PCT. RANK	LAST 10 GAMES	STRENGTH OF SCHEDULE	OPP. STRENGTH OF SCHEDULE	TEAM RPI	ADJ RPI	CONF. RPI	ADJ CONF. RPI		
DIV. I ONLY		7-7-2	.5	156	4-4-2	259	254	219	.46786	220	23	23
DIV. I NON-CONF.		3-3-0	.5	154	0-0-0	201	230	192	.48036	196	22	22
<hr/>												
TOTALS	RPI 1-25	RPI 26-50		W-L RECORDS		RPI 51-100		RPI 101-150		RPI 150+		
7-7-2	0-0-0	0-0-0		OVERALL		0-2-0		1-1-1		6-4-1		
3-1-2	0-0-0	0-0-0		HOME		0-0-0		1-0-1		2-1-1		
2-6-0	0-0-0	0-0-0		AWAY		0-2-0		0-1-0		2-3-0		
2-0-0	0-0-0	0-0-0		NEUTRAL		0-0-0		0-0-0		2-0-0		
<hr/>												
3-3-0	0-0-0	0-0-0		NON-CONFERENCE		0-1-0		0-1-0		3-1-0		
1-0-0	0-0-0	0-0-0		HOME		0-0-0		0-0-0		1-0-0		
0-3-0	0-0-0	0-0-		AWAY		0-1-0		0-1-0		0-1-0		
2-0-0	0-0-0	0-0-0		NEUTRAL		0-0-0		0-0-0		2-0-0		
<hr/>												
4-4-2	0-0-0	0-0-0		CONFERENCE		0-1-0		1-0-1		3-3-1		
2-1-2	0-0-0	0-0-0		HOME		0-0-0		1-0-1		1-1-1		
2-3-0	0-0-0	0-0-0		AWAY		0-1-0		0-0-0		2-2-0		
0-0-0	0-0-0	0-0-0		NEUTRAL		0-0-0		0-0-0		0-0-0		
<hr/>												
RPI	S	Opponent	Score	RPI	S	Opponent	Score	RPI	S	Opponent	Score	
				86 A UTEP 2 4				106 A Utah Valley 0 2				
				99 A Northern Ariz. 0 1				117 H Montana 2 2				
								142 H Portland St. 2 0				
								174 A Idaho St. 1 2				
								202 N Grand Canyon 2 1				
								208 A UC Santa Barbara 0 2				
								212 A Northern Colo. 0 1				
								252 H Eastern Wash. 1 2				
								262 H Idaho 2 2				
								270 A Weber St. 2 1				
								273 N Wright St. 1 0				
								291 H Sacramento St. 2 1				
								295 H Bakersfield 5 0				
								324 A North Dakota 3 1				
				<hr/>								
				LAST 10 GAMES								
99 A Northern Ariz. 0 1				324 A North Dakota 3 1								
270 A Weber St. 2 1				212 A Northern Colo. 0 1								
174 A Idaho St. 1 2				262 H Idaho 2 2								
117 H Montana 2 2				142 H Portland St. 2 0								
252 H Eastern Wash. 1 2				291 H Sacramento St. 2 1								

Non-Div. I Games:

Dixie St.

4

4

Southern Utah

Average RPI Win:	256	WON-LOST	WINNING	LAST 10	STRENGTH OF	OPP. STRENGTH	TEAM	ADJ	CONF.	ADJ CONF.		
Average RPI Loss:	183	RECORD	PCT. RANK	GAMES	SCHEDULE	OF SCHEDULE	RPI	RPI	RPI	RPI		
DIV. I ONLY	9-7-3	.55263	119	6-2-2	288	281	219	.46656	221	29	29	
DIV. I NON-CONF.	4-5-1	.45	193	1-0-0	236	256	236	.45233	237	29	29	
<hr/>												
TOTALS	RPI 1-25	RPI 26-50		W-L RECORDS		RPI 51-100		RPI 101-150		RPI 150+		
9-7-3	0-0-0	0-0-0		OVERALL		0-1-0		1-3-1		8-3-2		
5-2-2	0-0-0	0-0-0		HOME		0-0-0		1-1-0		4-1-2		
4-4-1	0-0-0	0-0-0		AWAY		0-1-0		0-1-1		4-2-0		
0-1-0	0-0-0	0-0-0		NEUTRAL		0-0-0		0-1-0		0-0-0		
<hr/>												
4-5-1	0-0-0	0-0-0		NON-CONFERENCE		0-1-0		0-2-1		4-2-0		
3-2-0	0-0-0	0-0-0		HOME		0-0-0		0-1-0		3-1-0		
1-3-1	0-0-0	0-0-		AWAY		0-1-0		0-1-1		1-1-0		
0-0-0	0-0-0	0-0-0		NEUTRAL		0-0-0		0-0-0		0-0-0		
<hr/>												
5-2-2	0-0-0	0-0-0		CONFERENCE		0-0-0		1-1-0		4-1-2		
2-0-2	0-0-0	0-0-0		HOME		0-0-0		1-0-0		1-0-2		
3-1-0	0-0-0	0-0-0		AWAY		0-0-0		0-0-0		3-1-0		
0-1-0	0-0-0	0-0-0		NEUTRAL		0-0-0		0-1-0		0-0-0		
<hr/>												
RPI	S	Opponent	Score	RPI	S	Opponent	Score	RPI	S	Opponent	Score	
								89	A	Rhode Island	2	3
								112	H	Rider	1	4
								116	A	Drexel	0	1
								129	A	Hartford	2	2
								131	H	Central Conn. St.	1	0
								131	N	Central Conn. St.	1	2
								156	H	Fairleigh Dickinson	1	1
								181	A	Cornell	2	1
								218	A	Manhattan	0	2
								234	H	Stony Brook	2	0
								236	A	Sacred Heart	1	0
								275	H	Iona	1	0
								292	H	Bryant	0	0
								293	A	Saint Francis (PA)	0	1
								297	A	Robert Morris	1	0
								311	A	LIU Brooklyn	1	0
								315	H	Mt. St. Mary's	1	0
								320	H	Delaware St.	0	1
								326	H	Saint Peter's	2	0
<hr/>												
LAST 10 GAMES												
131 N Central Conn. St.				1	2	292 H Bryant				0	0	
236 A Sacred Heart				1	0	315 H Mt. St. Mary's				1	0	
156 H Fairleigh Dickinson				1	1	297 A Robert Morris				1	0	
311 A LIU Brooklyn				1	0	293 A Saint Francis (PA)				0	1	
131 H Central Conn. St.				1	0	181 A Cornell				2	1	

Non-Div. I Games:

Wagner

Average RPI Win: 222		WON-LOST	WINNING	LAST 10	STRENGTH OF		OPP. STRENGTH	TEAM	ADJ	CONF.	ADJ CONF.
Average RPI Loss: 179		RECORD	PCT. RANK	GAMES	SCHEDULE		OF SCHEDULE	RPI	RPI	RPI	RPI
DIV. I ONLY		8-8-3	.5	156	5-4-1		274	196	222	.46596	222
DIV. I NON-CONF.		3-3-2	.5	154	0-0-0		292	255	246	.44192	245
TOTALS		RPI 1-25	RPI 26-50		W-L RECORDS		RPI 51-100		RPI 101-150		RPI 150+
8-8-3		0-0-0	0-1-0		OVERALL		1-0-0		1-1-1		6-6-2
4-4-1		0-0-0	0-1-0		HOME		1-0-0		0-1-1		3-2-0
4-4-2		0-0-0	0-0-0		AWAY		0-0-0		1-0-0		3-4-2
0-0-0		0-0-0	0-0-0		NEUTRAL		0-0-0		0-0-0		0-0-0
3-3-2		0-0-0	0-0-0		NON-CONFERENCE		0-0-0		1-0-0		2-3-2
1-2-0		0-0-0	0-0-0		HOME		0-0-0		0-0-0		1-2-0
2-1-2		0-0-0	0-0-		AWAY		0-0-0		1-0-0		1-1-2
0-0-0		0-0-0	0-0-0		NEUTRAL		0-0-0		0-0-0		0-0-0
5-5-1		0-0-0	0-1-0		CONFERENCE		1-0-0		0-1-1		4-3-0
3-2-1		0-0-0	0-1-0		HOME		1-0-0		0-1-1		2-0-0
2-3-0		0-0-0	0-0-0		AWAY		0-0-0		0-0-0		2-3-0
0-0-0		0-0-0	0-0-0		NEUTRAL		0-0-0		0-0-0		0-0-0
RPI S	Opponent	Score	RPI S	Opponent	Score	RPI S	Opponent	Score	RPI S	Opponent	Score
			50 H	San Diego St.	0 1	84 H	Colorado Col.	3 2	122 H	Wyoming	0 2
									140 H	New Mexico	1 1
									142 A	Portland St.	1 0
									153 H	Cal Poly	0 2
									159 A	UNLV	0 3
									166 A	Boise St.	1 0
									169 A	Utah St.	0 1
									170 A	San Francisco	1 1
									208 A	UC Santa Barbara	0 0
									225 H	Air Force	2 1
									249 H	Lamar	0 1
									259 A	Nevada	1 2
									267 A	UC Davis	0 1
									277 H	Colorado St.	3 0
									284 A	Fresno St.	4 0
									291 H	Sacramento St.	1 0
									303 A	Pacific	4 0
LAST 10 GAMES											
			284 A	Fresno St.	4 0	166 A	Boise St.	1 0			
			225 H	Air Force	2 1	169 A	Utah St.	0 1			
			84 H	Colorado Col.	3 2	159 A	UNLV	0 3			
			122 H	Wyoming	0 2	259 A	Nevada	1 2			
			277 H	Colorado St.	3 0	140 H	New Mexico	1 1			

Non-Div. I Games:

San Jose St.

Average RPI Win: 291		WON-LOST	WINNING	LAST 10	STRENGTH OF		OPP. STRENGTH	TEAM	ADJ	CONF.	ADJ CONF.
Average RPI Loss: 129		RECORD	PCT. RANK	GAMES	SCHEDULE		OF SCHEDULE	RPI	RPI	RPI	RPI
DIV. I ONLY		8-8-3	.5	156	4-4-2		264	275	223	.46515	223
DIV. I NON-CONF.		5-3-1	.61111	101	1-0-0		271	242	190	.48396	188
TOTALS		RPI 1-25	RPI 26-50		W-L RECORDS		RPI 51-100		RPI 101-150		RPI 150+
8-8-3		0-1-0	0-0-0		OVERALL		0-3-0		0-1-0		8-3-3
5-2-3		0-1-0	0-0-0		HOME		0-0-0		0-1-0		5-0-3
3-6-0		0-0-0	0-0-0		AWAY		0-3-0		0-0-0		3-3-0
0-0-0		0-0-0	0-0-0		NEUTRAL		0-0-0		0-0-0		0-0-0
5-3-1		0-1-0	0-0-0		NON-CONFERENCE		0-1-0		0-1-0		5-0-1
2-2-1		0-1-0	0-0-0		HOME		0-0-0		0-1-0		2-0-1
3-1-0		0-0-0	0-0-		AWAY		0-1-0		0-0-0		3-0-0
0-0-0		0-0-0	0-0-0		NEUTRAL		0-0-0		0-0-0		0-0-0
3-5-2		0-0-0	0-0-0		CONFERENCE		0-2-0		0-0-0		3-3-2
3-0-2		0-0-0	0-0-0		HOME		0-0-0		0-0-0		3-0-2
0-5-0		0-0-0	0-0-0		AWAY		0-2-0		0-0-0		0-3-0
0-0-0		0-0-0	0-0-0		NEUTRAL		0-0-0		0-0-0		0-0-0
RPI S	Opponent	Score		RPI S	Opponent	Score		RPI S	Opponent	Score	
16 H	Virginia Tech	1	4					71 A	VCU	1	4
								81 A	Liberty	0	1
								94 A	High Point	0	3
								145 H	Richmond	1	2
								188 A	Coastal Caro.	1	2
								192 A	Campbell	0	1
								206 H	Western Caro.	1	1
								243 A	Radford	1	5
								248 H	Winthrop	2	0
								260 H	Gardner-Webb	1	1
								268 H	UNC Asheville	3	0
								282 A	American	2	1
								283 A	Howard	1	0
								290 H	Presbyterian	3	3
								293 A	Saint Francis (PA)	3	1
								317 H	Francis Marion	6	1
								319 H	VMI	4	0
								321 H	Charleston So.	2	0
LAST 10 GAMES											
	81 A	Liberty	0	1		260 H	Gardner-Webb	1	1		
	268 H	UNC Asheville	3	0		94 A	High Point	0	3		
	192 A	Campbell	0	1		243 A	Radford	1	5		
	321 H	Charleston So.	2	0		317 H	Francis Marion	6	1		
	290 H	Presbyterian	3	3		248 H	Winthrop	2	0		

Non-Div. I Games:

Longwood

Average RPI Win:	225	WON-LOST RECORD	WINNING PCT. RANK	LAST 10 GAMES	STRENGTH OF SCHEDULE	OPP. STRENGTH OF SCHEDULE	TEAM RPI	ADJ RPI	CONF. RPI	ADJ CONF. RPI	
DIV. I ONLY		5-12-0	.29412 281	2-8-0	91	135	225	.46469 224	10	10	
DIV. I NON-CONF.		4-4-0	.5 154	1-0-0	68	184	113	.52363 113	8	8	
<hr/>											
TOTALS	RPI 1-25	RPI 26-50		W-L RECORDS	RPI 51-100		RPI 101-150		RPI 150+		
5-12-0	0-1-0	0-3-0		OVERALL	0-3-0		0-1-0		5-4-0		
3-5-0	0-0-0	0-3-0		HOME	0-0-0		0-1-0		3-1-0		
0-7-0	0-1-0	0-0-0		AWAY	0-3-0		0-0-0		0-3-0		
2-0-0	0-0-0	0-0-0		NEUTRAL	0-0-0		0-0-0		2-0-0		
<hr/>											
4-4-0	0-1-0	0-1-0		NON-CONFERENCE	0-1-0		0-0-0		4-1-0		
2-2-0	0-0-0	0-1-0		HOME	0-0-0		0-0-0		2-1-0		
0-2-0	0-1-0	0-0-		AWAY	0-1-0		0-0-0		0-0-0		
2-0-0	0-0-0	0-0-0		NEUTRAL	0-0-0		0-0-0		2-0-0		
<hr/>											
1-8-0	0-0-0	0-2-0		CONFERENCE	0-2-0		0-1-0		1-3-0		
1-3-0	0-0-0	0-2-0		HOME	0-0-0		0-1-0		1-0-0		
0-5-0	0-0-0	0-0-0		AWAY	0-2-0		0-0-0		0-3-0		
0-0-0	0-0-0	0-0-0		NEUTRAL	0-0-0		0-0-0		0-0-0		
<hr/>											
RPI S	Opponent	Score	RPI S	Opponent	Score	RPI S	Opponent	Score	RPI S	Opponent	Score
11 A	West Virginia	0 2	27 H	Northeastern	0 4	87 A	William & Mary	1 3	116 H	Drexel	0 1
			29 H	Clemson	0 5	94 A	High Point	0 3	171 H	Appalachian St.	1 3
			43 H	Hofstra	1 4	95 A	James Madison	0 1	175 A	Towson	0 2
									177 H	Jacksonville St.	2 0
									185 H	Delaware	2 0
									188 N	Coastal Caro.	1 0
									191 A	UNCW	0 2
									253 A	Col. of Charleston	1 3
									260 H	Gardner-Webb	2 0
									317 N	Francis Marion	3 1
<hr/>											
LAST 10 GAMES											
			95 A	James Madison	0 1	191 A	UNCW	0 2			
			175 A	Towson	0 2	253 A	Col. of Charleston	1 3			
			87 A	William & Mary	1 3	27 H	Northeastern	0 4			
			185 H	Delaware	2 0	43 H	Hofstra	1 4			
			116 H	Drexel	0 1	260 H	Gardner-Webb	2 0			

**Non-Div. I Games:**

Elon



Average RPI Win:	229	WON-LOST RECORD	WINNING PCT. RANK	LAST 10 GAMES	STRENGTH OF SCHEDULE	OPP. STRENGTH OF SCHEDULE	TEAM RPI	ADJ RPI	CONF. RPI	ADJ CONF. RPI	
DIV. I ONLY		7-10-1	.41667 222	3-6-1	201	198	224	.46303 225	17	17	
DIV. I NON-CONF.		3-4-0	.42857 211	0-0-0	183	246	217	.46655 220	16	16	
<hr/>											
TOTALS	RPI 1-25	RPI 26-50		W-L RECORDS	RPI 51-100		RPI 101-150		RPI 150+		
7-10-1	0-0-0	0-2-0		OVERALL	0-1-0		0-2-1		7-5-0		
7-4-0	0-0-0	0-0-0		HOME	0-0-0		0-1-0		7-3-0		
0-6-1	0-0-0	0-2-0		AWAY	0-1-0		0-1-1		0-2-0		
0-0-0	0-0-0	0-0-0		NEUTRAL	0-0-0		0-0-0		0-0-0		
<hr/>											
3-4-0	0-0-0	0-1-0		NON-CONFERENCE	0-0-0		0-1-0		3-2-0		
3-3-0	0-0-0	0-0-0		HOME	0-0-0		0-1-0		3-2-0		
0-1-0	0-0-0	0-0-		AWAY	0-0-0		0-0-0		0-0-0		
0-0-0	0-0-0	0-0-0		NEUTRAL	0-0-0		0-0-0		0-0-0		
<hr/>											
4-6-1	0-0-0	0-1-0		CONFERENCE	0-1-0		0-1-1		4-3-0		
4-1-0	0-0-0	0-0-0		HOME	0-0-0		0-0-0		4-1-0		
0-5-1	0-0-0	0-1-0		AWAY	0-1-0		0-1-1		0-2-0		
0-0-0	0-0-0	0-0-0		NEUTRAL	0-0-0		0-0-0		0-0-0		
<hr/>											
RPI S	Opponent	Score	RPI S	Opponent	Score	RPI S	Opponent	Score	RPI S	Opponent	Score
			46 A	Rice	2 3	84 A	Colorado Col.	0 2	117 H	Montana	0 1
			50 A	San Diego St.	2 3			122 A	Wyoming	2 5	
							140 A	New Mexico	1 1		
							159 H	UNLV	0 2		
							166 H	Boise St.	2 0		
							169 H	Utah St.	1 0		
							207 H	Central Mich.	3 2		
							212 H	Northern Colo.	1 2		
							222 A	San Jose St.	1 2		
							251 H	Oakland	5 1		
					256 H	North Dakota St.	1 2				
					259 H	Nevada	1 0				
					267 H	UC Davis	1 0				
					277 A	Colorado St.	0 1				
					284 H	Fresno St.	4 0				
<hr/>											
			LAST 10 GAMES								
			84 A	Colorado Col.	0 2	122 A	Wyoming	2 5			
			222 A	San Jose St.	1 2	277 A	Colorado St.	0 1			
			284 H	Fresno St.	4 0	50 A	San Diego St.	2 3			
			159 H	UNLV	0 2	140 A	New Mexico	1 1			
			259 H	Nevada	1 0	169 H	Utah St.	1 0			

Non-Div. I Games:

Air Force

Average RPI Win: 0		WON-LOST	WINNING	LAST 10	STRENGTH OF		OPP. STRENGTH	TEAM	ADJ	CONF.	ADJ CONF.
Average RPI Loss: 60		RECORD	PCT. RANK	GAMES	SCHEDULE		OF SCHEDULE	RPI	RPI	RPI	RPI
DIV. I ONLY		0-17-3	.075	328	0-10-0		13	55	228	.46286	226
DIV. I NON-CONF.		0-6-3	.16667	300	0-0-0		39	167	228	.45973	228
TOTALS		RPI 1-25	RPI 26-50		W-L RECORDS		RPI 51-100		RPI 101-150		RPI 150+
0-17-3		0-6-0	0-4-0		OVERALL		0-4-0		0-1-2		0-2-1
0-7-3		0-2-0	0-2-0		HOME		0-1-0		0-1-2		0-1-1
0-10-0		0-4-0	0-2-0		AWAY		0-3-0		0-0-0		0-1-0
0-0-0		0-0-0	0-0-0		NEUTRAL		0-0-0		0-0-0		0-0-0
0-6-3		0-1-0	0-0-0		NON-CONFERENCE		0-2-0		0-1-2		0-2-1
0-2-3		0-0-0	0-0-0		HOME		0-0-0		0-1-2		0-1-1
0-4-0		0-1-0	0-0-		AWAY		0-2-0		0-0-0		0-1-0
0-0-0		0-0-0	0-0-0		NEUTRAL		0-0-0		0-0-0		0-0-0
0-11-0		0-5-0	0-4-0		CONFERENCE		0-2-0		0-0-0		0-0-0
0-5-0		0-2-0	0-2-0		HOME		0-1-0		0-0-0		0-0-0
0-6-0		0-3-0	0-2-0		AWAY		0-1-0		0-0-0		0-0-0
0-0-0		0-0-0	0-0-0		NEUTRAL		0-0-0		0-0-0		0-0-0
RPI S	Opponent	Score	RPI S	Opponent	Score	RPI S	Opponent	Score	RPI S	Opponent	Score
3	H UCLA	0 <b>3</b>	31	A Arizona	0 <b>2</b>	62	A North Texas	0 <b>1</b>	107	H Portland	0 <b>0</b>
4	A Stanford	0 <b>7</b>	36	H Colorado	0 <b>1</b>	75	H Utah	0 <b>2</b>	126	H Cal St. Fullerton	0 <b>0</b>
15	A Washington	0 <b>3</b>	38	H Southern California	1 <b>2</b>	80	A Stephen F. Austin	0 <b>2</b>	127	H Eastern Mich.	0 <b>1</b>
17	A UCF	0 <b>4</b>	40	A Arizona St.	0 <b>1</b>	83	A Oregon	1 <b>2</b>	162	A FIU	0 <b>1</b>
21	A California	0 <b>5</b>							167	H Loyola Marymount	0 <b>0</b>
24	H Washington St.	0 <b>1</b>							198	H St. Mary's (CA)	2 <b>4</b>
LAST 10 GAMES											
83	A Oregon	1 <b>2</b>	15	A Washington	0 <b>3</b>						
4	A Stanford	0 <b>7</b>	75	H Utah	0 <b>2</b>						
21	A California	0 <b>5</b>	36	H Colorado	0 <b>1</b>						
38	H Southern California	1 <b>2</b>	40	A Arizona St.	0 <b>1</b>						
3	H UCLA	0 <b>3</b>	31	A Arizona	0 <b>2</b>						

Non-Div. I Games:

Oregon St.

Average RPI Win: 249		WON-LOST RECORD		WINNING PCT. RANK		LAST 10 GAMES		STRENGTH OF SCHEDULE		OPP. STRENGTH OF SCHEDULE		TEAM RPI		ADJ RPI		CONF. RPI		ADJ CONF. RPI	
DIV. I ONLY		5-10-3		.36111 251		2-7-1		157		155		226		.46226 227		13		13	
DIV. I NON-CONF.		3-5-2		.4 217		0-2-0		107		176		189		.48401 187		14		14	
TOTALS		RPI 1-25		RPI 26-50		W-L RECORDS		RPI 51-100		RPI 101-150		RPI 150+							
5-10-3		0-1-0		0-2-1		OVERALL		0-1-1		0-1-1		5-5-0							
2-2-3		0-0-0		0-1-1		HOME		0-1-1		0-0-1		2-0-0							
3-7-0		0-1-0		0-1-0		AWAY		0-0-0		0-1-0		3-4-0							
0-1-0		0-0-0		0-0-0		NEUTRAL		0-0-0		0-0-0		0-1-0							
3-5-2		0-1-0		0-1-1		NON-CONFERENCE		0-0-1		0-1-0		3-2-0							
1-0-2		0-0-0		0-0-1		HOME		0-0-1		0-0-0		1-0-0							
2-4-0		0-1-0		0-0-		AWAY		0-0-0		0-1-0		2-1-0							
0-1-0		0-0-0		0-0-0		NEUTRAL		0-0-0		0-0-0		0-1-0							
2-5-1		0-0-0		0-1-0		CONFERENCE		0-1-0		0-0-1		2-3-0							
1-2-1		0-0-0		0-1-0		HOME		0-1-0		0-0-1		1-0-0							
1-3-0		0-0-0		0-0-0		AWAY		0-0-0		0-0-0		1-3-0							
0-0-0		0-0-0		0-0-0		NEUTRAL		0-0-0		0-0-0		0-0-0							
RPI	S	Opponent		Score		RPI	S	Opponent		Score		RPI	S	Opponent		Score			
11	A	West Virginia		1	4	26	H	La Salle		0	2	89	H	Rhode Island		0	1		
						35	H	Buffalo		0	0	100	H	Niagara		0	0		
						44	A	Georgetown		0	2								
																</			

Non-Div. I Games:

Duquesne

Average RPI Win:	256	WON-LOST RECORD	WINNING PCT. RANK	LAST 10 GAMES	STRENGTH OF SCHEDULE	OPP. STRENGTH OF SCHEDULE	TEAM RPI	ADJ RPI	CONF. RPI	ADJ CONF. RPI	
Average RPI Loss:	139										
DIV. I ONLY	7-9-5	.45238	193	4-3-3	241	212	227	.46103	228	21	20
DIV. I NON-CONF.	3-6-2	.36364	239	0-0-0	215	218	247	.44042	247	20	20
<hr/>											
TOTALS	RPI 1-25	RPI 26-50	W-L RECORDS		RPI 51-100	RPI 101-150		RPI 150+			
7-9-5	0-0-0	0-1-0	OVERALL		0-1-1	0-5-1		7-2-3			
7-4-0	0-0-0	0-0-0	HOME		0-1-0	0-2-0		7-1-0			
0-5-5	0-0-0	0-1-0	AWAY		0-0-1	0-3-1		0-1-3			
0-0-0	0-0-0	0-0-0	NEUTRAL		0-0-0	0-0-0		0-0-0			
<hr/>											
3-6-2	0-0-0	0-1-0	NON-CONFERENCE		0-1-1	0-2-1		3-2-0			
3-3-0	0-0-0	0-0-0	HOME		0-1-0	0-1-0		3-1-0			
0-3-2	0-0-0	0-0-	AWAY		0-0-1	0-1-1		0-1-0			
0-0-0	0-0-0	0-0-0	NEUTRAL		0-0-0	0-0-0		0-0-0			
<hr/>											
4-3-3	0-0-0	0-0-0	CONFERENCE		0-0-0	0-3-0		4-0-3			
4-1-0	0-0-0	0-0-0	HOME		0-0-0	0-1-0		4-0-0			
0-2-3	0-0-0	0-0-0	AWAY		0-0-0	0-2-0		0-0-3			
0-0-0	0-0-0	0-0-0	NEUTRAL		0-0-0	0-0-0		0-0-0			
<hr/>											
RPI	S	Opponent	Score	RPI	S	Opponent	Score	RPI	S	Opponent	Score
				27	A	Northeastern	0 2	89	H	Rhode Island	1 2
								92	A	Dartmouth	0 0
										128	A Holy Cross
										0	1
										129	A Hartford
										0	1
										133	H Syracuse
										1	5
										143	A Columbia
										0	0
										144	H UMBC
										0	1
										164	H New Hampshire
										4	2
										198	A St. Mary's (CA)
										0	2
										229	H Siena
										5	1
										234	H Stony Brook
										2	1
										235	A Maine
										1	1
										235	H Maine
										2	0
										239	A Binghamton
										0	0
										275	H Iona
										2	4
										278	A UMass Lowell
										2	2
										289	H Vermont
										6	0
										318	H NJIT
										4	1
										326	H Saint Peter's
										5	0
<hr/>											
LAST 10 GAMES											
				129	A	Hartford	0 1	239	A	Binghamton	0 0
				235	H	Maine	2 0	278	A	UMass Lowell	2 2
				235	A	Maine	1 1	289	H	Vermont	6 0
				144	H	UMBC	0 1	164	H	New Hampshire	4 2
				234	H	Stony Brook	2 1	129	A	Hartford	0 1

Non-Div. I Games:

Albany (NY)

Average RPI Win: 276		WON-LOST	WINNING	LAST 10	STRENGTH OF		OPP. STRENGTH	TEAM	ADJ	CONF.	ADJ CONF.
Average RPI Loss: 167		RECORD	PCT. RANK	GAMES	SCHEDULE		OF SCHEDULE	RPI	RPI	RPI	RPI
DIV. I ONLY		7-7-6	.5	156	4-2-4		273	270	229	.46058	229
DIV. I NON-CONF.		3-4-2	.44444	196	0-0-0		284	257	257	.4335	256
TOTALS		RPI 1-25	RPI 26-50		W-L RECORDS		RPI 51-100		RPI 101-150		RPI 150+
7-7-6		0-0-0	0-0-0		OVERALL		0-1-1		0-3-2		7-3-3
4-1-4		0-0-0	0-0-0		HOME		0-0-1		0-1-2		4-0-1
3-6-2		0-0-0	0-0-0		AWAY		0-1-0		0-2-0		3-3-2
0-0-0		0-0-0	0-0-0		NEUTRAL		0-0-0		0-0-0		0-0-0
3-4-2		0-0-0	0-0-0		NON-CONFERENCE		0-0-0		0-1-1		3-3-1
2-1-1		0-0-0	0-0-0		HOME		0-0-0		0-1-1		2-0-0
1-3-1		0-0-0	0-0-		AWAY		0-0-0		0-0-0		1-3-1
0-0-0		0-0-0	0-0-0		NEUTRAL		0-0-0		0-0-0		0-0-0
4-3-4		0-0-0	0-0-0		CONFERENCE		0-1-1		0-2-1		4-0-2
2-0-3		0-0-0	0-0-0		HOME		0-0-1		0-0-1		2-0-1
2-3-1		0-0-0	0-0-0		AWAY		0-1-0		0-2-0		2-0-1
0-0-0		0-0-0	0-0-0		NEUTRAL		0-0-0		0-0-0		0-0-0
RPI S	Opponent	Score	RPI S	Opponent	Score	RPI S	Opponent	Score	RPI S	Opponent	Score
						76 A	Fairfield	1 2	111 A	Monmouth	1 2
						100 H	Niagara	0 0	112 A	Rider	1 2
									112 H	Rider	0 0
									128 H	Holy Cross	0 3
									129 H	Hartford	0 0
									164 A	New Hampshire	2 1
									218 H	Manhattan	1 1
									228 A	Albany (NY)	1 5
									234 H	Stony Brook	3 2
									239 A	Binghamton	1 2
									275 H	Iona	2 1
									278 A	UMass Lowell	0 2
									289 A	Vermont	1 1
									296 A	Marist	1 1
									307 A	Canisius	1 0
									311 H	LIU Brooklyn	1 0
									313 H	Quinnipiac	1 0
									326 A	Saint Peter's	3 2
LAST 10 GAMES											
						112 A	Rider	1 2	218 H	Manhattan	1 1
						313 H	Quinnipiac	1 0	100 H	Niagara	0 0
						112 H	Rider	0 0	326 A	Saint Peter's	3 2
						76 A	Fairfield	1 2	296 A	Marist	1 1
						307 A	Canisius	1 0	275 H	Iona	2 1

Non-Div. I Games:

Siena

Average RPI Win:	256	WON-LOST	WINNING	LAST 10	STRENGTH OF	OPP. STRENGTH	TEAM	ADJ	CONF.	ADJ CONF.	
Average RPI Loss:	98	RECORD	PCT. RANK	GAMES	SCHEDULE	OF SCHEDULE	RPI	RPI	RPI	RPI	
DIV. I ONLY	3-10-5	.30556	274	1-6-3	134	130	232	.45618	230	9	9
DIV. I NON-CONF.	3-4-2	.44444	196	1-0-0	176	186	197	.47781	197	9	9
<hr/>											
TOTALS	RPI 1-25	RPI 26-50		W-L RECORDS		RPI 51-100		RPI 101-150		RPI 150+	
3-10-5	0-1-0	0-2-0		OVERALL		0-3-0		0-2-2		3-2-3	
1-5-2	0-1-0	0-1-0		HOME		0-1-0		0-2-1		1-0-1	
2-5-3	0-0-0	0-1-0		AWAY		0-2-0		0-0-1		2-2-2	
0-0-0	0-0-0	0-0-0		NEUTRAL		0-0-0		0-0-0		0-0-0	
3-4-2	0-0-0	0-1-0		NON-CONFERENCE		0-0-0		0-2-2		3-1-0	
1-2-1	0-0-0	0-0-0		HOME		0-0-0		0-2-1		1-0-0	
2-2-1	0-0-0	0-0-		AWAY		0-0-0		0-0-1		2-1-0	
0-0-0	0-0-0	0-0-0		NEUTRAL		0-0-0		0-0-0		0-0-0	
0-6-3	0-1-0	0-1-0		CONFERENCE		0-3-0		0-0-0		0-1-3	
0-3-1	0-1-0	0-1-0		HOME		0-1-0		0-0-0		0-0-1	
0-3-2	0-0-0	0-0-0		AWAY		0-2-0		0-0-0		0-1-2	
0-0-0	0-0-0	0-0-0		NEUTRAL		0-0-0		0-0-0		0-0-0	
RPI	S	Opponent	Score	RPI	S	Opponent	Score	RPI	S	Opponent	Score
20	H	DePaul	0 1	30	A	Rutgers	0 1	77	A	Marquette	0 3
				44	H	Georgetown	0 8	82	H	St. John's (NY)	0 1
								97	A	Providence	0 2
								111	H	Monmouth	0 1
								112	H	Rider	0 1
								119	A	Princeton	0 0
								143	H	Columbia	0 0
								161	A	Army	1 0
								168	A	Butler	0 3
								178	A	Creighton	1 1
								183	A	Villanova	0 0
								234	A	Stony Brook	1 2
								263	H	Xavier	0 0
								296	A	Marist	2 0
								311	H	LIU Brooklyn	3 1
<hr/>											
LAST 10 GAMES											
44	H	Georgetown	0 8	178	A	Creighton	1 1				
82	H	St. John's (NY)	0 1	20	H	DePaul	0 1				
183	A	Villanova	0 0	168	A	Butler	0 3				
77	A	Marquette	0 3	97	A	Providence	0 2				
263	H	Xavier	0 0	311	H	LIU Brooklyn	3 1				

Non-Div. I Games:

Seton Hall

Average RPI Win: 186		WON-LOST RECORD		WINNING PCT. RANK		LAST 10 GAMES		STRENGTH OF SCHEDULE		OPP. STRENGTH OF SCHEDULE		TEAM RPI		ADJ RPI		CONF. RPI		ADJ CONF. RPI	
DIV. I ONLY		5-12-2		.31579 269		2-7-1		135		143		231		.45615 231		13		13	
DIV. I NON-CONF.		3-7-1		.31818 261		0-2-0		135		152		225		.46051 225		14		14	
TOTALS		RPI 1-25		RPI 26-50		W-L RECORDS		RPI 51-100		RPI 101-150		RPI 150+							
5-12-2		0-1-0		0-0-0		OVERALL		1-5-0		0-2-0		4-4-2							
3-5-2		0-1-0		0-0-0		HOME		1-1-0		0-1-0		2-2-2							
2-7-0		0-0-0		0-0-0		AWAY		0-4-0		0-1-0		2-2-0							
0-0-0		0-0-0		0-0-0		NEUTRAL		0-0-0		0-0-0		0-0-0							
3-7-1		0-1-0		0-0-0		NON-CONFERENCE		0-3-0		0-1-0		3-2-1							
2-3-1		0-1-0		0-0-0		HOME		0-1-0		0-0-0		2-1-1							
1-4-0		0-0-0		0-0-		AWAY		0-2-0		0-1-0		1-1-0							
0-0-0		0-0-0		0-0-0		NEUTRAL		0-0-0		0-0-0		0-0-0							
2-5-1		0-0-0		0-0-0		CONFERENCE		1-2-0		0-1-0		1-2-1							
1-2-1		0-0-0		0-0-0		HOME		1-0-0		0-1-0		0-1-1							
1-3-0		0-0-0		0-0-0		AWAY		0-2-0		0-0-0		1-1-0							
0-0-0		0-0-0		0-0-0		NEUTRAL		0-0-0		0-0-0		0-0-0							
RPI S	Opponent	Score		RPI S	Opponent	Score		RPI S	Opponent	Score		RPI S	Opponent	Score					
16 H	Virginia Tech	0 4						71 A	VCU	0 1		120 A	Charlotte	0 2					
								79 A	George Washington	0 1		145 H	Richmond	0 1					
								81 A	Liberty	0 1		161 H	Army	3 1					
								87 H	William & Mary	0 2		188 A	Coastal Caro.	2 0					
								89 H	Rhode Island	2 1		193 H	Massachusetts	0 0					
								91 A	East Carolina	0 2		194 H	Georgia St.	0 0					
												205 H	Saint Louis	0 2					
												210 H	UAB	0 1					
												227 A	Duquesne	0 1					
												246 A	St. Bonaventure	2 0					
												248 H	Winthrop	2 0					
												272 A	North Florida	1 2					
LAST 10 GAMES																			
193 H Massachusetts				0 0		145 H Richmond				0 1									
89 H Rhode Island				2 1		227 A Duquesne				0 1									
205 H Saint Louis				0 2		246 A St. Bonaventure				2 0									
71 A VCU				0 1		272 A North Florida				1 2									
79 A George Washington				0 1		120 A Charlotte				0 2									

Non-Div. I Games:

Davidson

Average RPI Win:	233	WON-LOST RECORD	WINNING PCT. RANK	LAST 10 GAMES	STRENGTH OF SCHEDULE	OPP. STRENGTH OF SCHEDULE	TEAM RPI	ADJ RPI	CONF. RPI	ADJ CONF. RPI					
DIV. I ONLY		3-15-0	.16667	316	0-10-0	69	48	233	.45585	232	2	2			
DIV. I NON-CONF.		3-4-0	.42857	211	0-0-0	103	234	174	.49048	174	1	1			
<hr/>															
TOTALS	RPI 1-25	RPI 26-50		W-L RECORDS		RPI 51-100		RPI 101-150		RPI 150+					
3-15-0	0-5-0	0-2-0		OVERALL		0-4-0		1-4-0		2-0-0					
2-9-0	0-1-0	0-2-0		HOME		0-3-0		1-3-0		1-0-0					
1-6-0	0-4-0	0-0-0		AWAY		0-1-0		0-1-0		1-0-0					
0-0-0	0-0-0	0-0-0		NEUTRAL		0-0-0		0-0-0		0-0-0					
3-4-0	0-0-0	0-0-0		NON-CONFERENCE		0-1-0		1-3-0		2-0-0					
2-3-0	0-0-0	0-0-0		HOME		0-1-0		1-2-0		1-0-0					
1-1-0	0-0-0	0-0-		AWAY		0-0-0		0-1-0		1-0-0					
0-0-0	0-0-0	0-0-0		NEUTRAL		0-0-0		0-0-0		0-0-0					
0-11-0	0-5-0	0-2-0		CONFERENCE		0-3-0		0-1-0		0-0-0					
0-6-0	0-1-0	0-2-0		HOME		0-2-0		0-1-0		0-0-0					
0-5-0	0-4-0	0-0-0		AWAY		0-1-0		0-0-0		0-0-0					
0-0-0	0-0-0	0-0-0		NEUTRAL		0-0-0		0-0-0		0-0-0					
RPI	S	Opponent	Score	RPI	S	Opponent	Score	RPI	S	Opponent	Score				
2	H	Texas A&M	0 <b>3</b>	42	H	Arkansas	0 <b>3</b>	53	H	South Ala.	0 <b>2</b>	103	A	Furman	1 <b>2</b>
7	A	Florida	1 <b>5</b>	48	H	Georgia	1 <b>3</b>	57	A	Tennessee	0 <b>4</b>	132	H	Cincinnati	0 <b>1</b>
10	A	South Carolina	0 <b>3</b>					68	H	Ole Miss	0 <b>1</b>	134	H	Louisiana Tech	2 1
18	A	Kentucky	0 <b>3</b>					96	H	Vanderbilt	0 <b>1</b>	137	H	LSU	0 <b>2</b>
25	A	Auburn	0 <b>2</b>									149	H	Iowa St.	1 <b>5</b>
												265	H	Southern Miss.	2 1
												301	A	Arkansas St.	5 0
<hr/>															
LAST 10 GAMES															
10	A	South Carolina	0 <b>3</b>	7	A	Florida	1 <b>5</b>								
42	H	Arkansas	0 <b>3</b>	48	H	Georgia	1 <b>3</b>								
25	A	Auburn	0 <b>2</b>	137	H	LSU	0 <b>2</b>								
2	H	Texas A&M	0 <b>3</b>	57	A	Tennessee	0 <b>4</b>								
96	H	Vanderbilt	0 <b>1</b>	18	A	Kentucky	0 <b>3</b>								

Non-Div. I Games:

Mississippi St.



Average RPI Win: 299		WON-LOST RECORD		WINNING PCT. RANK		LAST 10 GAMES		STRENGTH OF SCHEDULE		OPP. STRENGTH OF SCHEDULE		TEAM RPI		ADJ RPI		CONF. RPI		ADJ CONF. RPI	
DIV. I ONLY		7-11-0		.38889 236		4-6-0		183		290		235		.45532 233		20		21	
DIV. I NON-CONF.		3-4-0		.42857 211		0-0-0		87		272		166		.49399 166		23		23	
TOTALS		RPI 1-25		RPI 26-50		W-L RECORDS		RPI 51-100		RPI 101-150		RPI 150+							
7-11-0		0-0-0		0-2-0		OVERALL		0-1-0		0-5-0		7-3-0							
5-3-0		0-0-0		0-0-0		HOME		0-1-0		0-2-0		5-0-0							
2-8-0		0-0-0		0-2-0		AWAY		0-0-0		0-3-0		2-3-0							
0-0-0		0-0-0		0-0-0		NEUTRAL		0-0-0		0-0-0		0-0-0							
3-4-0		0-0-0		0-2-0		NON-CONFERENCE		0-0-0		0-0-0		3-2-0							
2-0-0		0-0-0		0-0-0		HOME		0-0-0		0-0-0		2-0-0							
1-4-0		0-0-0		0-0-		AWAY		0-0-0		0-0-0		1-2-0							
0-0-0		0-0-0		0-0-0		NEUTRAL		0-0-0		0-0-0		0-0-0							
4-7-0		0-0-0		0-0-0		CONFERENCE		0-1-0		0-5-0		4-1-0							
3-3-0		0-0-0		0-0-0		HOME		0-1-0		0-2-0		3-0-0							
1-4-0		0-0-0		0-0-0		AWAY		0-0-0		0-3-0		1-1-0							
0-0-0		0-0-0		0-0-0		NEUTRAL		0-0-0		0-0-0		0-0-0							
RPI	S	Opponent		Score		RPI	S	Opponent		Score		RPI	S	Opponent		Score			
29	A	Clemson		0 1		85	H	Samford		0 2		101	H	Mercer		0 2			
33	A	FGCU		0 3								103	A	Furman		2 3			
												103	H	Furman		2 4			
												130	A	East Tenn. St.		0 3			
												135	A	UNC Greensboro		1 2			
												172	A	Fla. Atlantic		0 1			
												188	A	Coastal Caro.		0 1			
												206	A	Western Caro.		0 3			
												260	H	Gardner-Webb		3 2			
												268	A	UNC Asheville		3 2			
												290	H	Presbyterian		3 0			
												305	H	Citadel		3 0			
												319	A	VMI		5 0			
												327	H	Chattanooga		5 0			
												327	H	Chattanooga		10 0			
LAST 10 GAMES																			
103	A	Furman		2 3		327	H	Chattanooga		10 0									
327	H	Chattanooga		5 0		103	H	Furman		2 4									
135	A	UNC Greensboro		1 2		305	H	Citadel		3 0									
319	A	VMI		5 0		101	H	Mercer		0 2									
85	H	Samford		0 2		130	A	East Tenn. St.		0 3									

Non-Div. I Games:

Wofford

Average RPI Win: 258		WON-LOST	WINNING	LAST 10	STRENGTH OF		OPP. STRENGTH	TEAM	ADJ	CONF.	ADJ CONF.
Average RPI Loss: 156		RECORD	PCT. RANK	GAMES	SCHEDULE		OF SCHEDULE	RPI	RPI	RPI	RPI
DIV. I ONLY		5-10-2	.35294	254	3-5-2		166	213	236	.45526	234
DIV. I NON-CONF.		3-6-0	.33333	249	1-1-0		91	194	205	.47279	205
TOTALS		RPI 1-25	RPI 26-50		W-L RECORDS		RPI 51-100		RPI 101-150		RPI 150+
5-10-2		0-1-0	0-1-0		OVERALL		0-2-0		0-0-2		5-6-0
5-1-1		0-0-0	0-0-0		HOME		0-0-0		0-0-1		5-1-0
0-9-1		0-1-0	0-1-0		AWAY		0-2-0		0-0-1		0-5-0
0-0-0		0-0-0	0-0-0		NEUTRAL		0-0-0		0-0-0		0-0-0
3-6-0		0-1-0	0-1-0		NON-CONFERENCE		0-2-0		0-0-0		3-2-0
3-0-0		0-0-0	0-0-0		HOME		0-0-0		0-0-0		3-0-0
0-6-0		0-1-0	0-0-		AWAY		0-2-0		0-0-0		0-2-0
0-0-0		0-0-0	0-0-0		NEUTRAL		0-0-0		0-0-0		0-0-0
2-4-2		0-0-0	0-0-0		CONFERENCE		0-0-0		0-0-2		2-4-0
2-1-1		0-0-0	0-0-0		HOME		0-0-0		0-0-1		2-1-0
0-3-1		0-0-0	0-0-0		AWAY		0-0-0		0-0-1		0-3-0
0-0-0		0-0-0	0-0-0		NEUTRAL		0-0-0		0-0-0		0-0-0
RPI S	Opponent	Score		RPI S	Opponent	Score		RPI S	Opponent	Score	
19 A	UConn	0	4	30 A	Rutgers	1	3	76 A	Fairfield	2	3
								82 A	St. John's (NY)	0	1
								129 H	Hartford	0	0
								144 A	UMBC	1	1
								164 A	New Hampshire	0	1
								214 H	Fordham	3	2
								221 A	Wagner	0	2
								228 A	Albany (NY)	1	2
								229 A	Siena	2	3
								230 H	Seton Hall	2	1
								235 H	Maine	0	1
								239 H	Binghamton	2	1
								278 A	UMass Lowell	1	3
								289 H	Vermont	1	0
								320 H	Delaware St.	1	0
				LAST 10 GAMES							
				164 A	New Hampshire	0	1	144 A	UMBC	1	1
				129 H	Hartford	0	0	235 H	Maine	0	1
				228 A	Albany (NY)	1	2	278 A	UMass Lowell	1	3
				289 H	Vermont	1	0	214 H	Fordham	3	2
				239 H	Binghamton	2	1	82 A	St. John's (NY)	0	1

Non-Div. I Games:

Stony Brook

Average RPI Win: 270		WON-LOST	WINNING	LAST 10	STRENGTH OF		OPP. STRENGTH	TEAM	ADJ	CONF.	ADJ CONF.
Average RPI Loss: 150		RECORD	PCT. RANK	GAMES	SCHEDULE		OF SCHEDULE	RPI	RPI	RPI	RPI
DIV. I ONLY		4-8-6	.38889	236	2-3-5		192	251	230	.45511	235
DIV. I NON-CONF.		2-6-1	.27778	272	0-1-0		108	252	240	.44693	241
TOTALS		RPI 1-25	RPI 26-50		W-L RECORDS		RPI 51-100		RPI 101-150		RPI 150+
4-8-6	0-0-0	0-1-0		OVERALL		0-2-0		0-2-2		4-3-4	
2-2-4	0-0-0	0-1-0		HOME		0-0-0		0-0-1		2-1-3	
2-6-2	0-0-0	0-0-0		AWAY		0-2-0		0-2-1		2-2-1	
0-0-0	0-0-0	0-0-0		NEUTRAL		0-0-0		0-0-0		0-0-0	
2-6-1	0-0-0	0-1-0		NON-CONFERENCE		0-2-0		0-1-1		2-2-0	
2-2-0	0-0-0	0-1-0		HOME		0-0-0		0-0-0		2-1-0	
0-4-1	0-0-0	0-0-		AWAY		0-2-0		0-1-1		0-1-0	
0-0-0	0-0-0	0-0-0		NEUTRAL		0-0-0		0-0-0		0-0-0	
2-2-5	0-0-0	0-0-0		CONFERENCE		0-0-0		0-1-1		2-1-4	
0-0-4	0-0-0	0-0-0		HOME		0-0-0		0-0-1		0-0-3	
2-2-1	0-0-0	0-0-0		AWAY		0-0-0		0-1-0		2-1-1	
0-0-0	0-0-0	0-0-0		NEUTRAL		0-0-0		0-0-0		0-0-0	
RPI S	Opponent	Score	RPI S	Opponent	Score	RPI S	Opponent	Score	RPI S	Opponent	Score
			27 H	Northeastern	0 4	76 A	Fairfield	1 2	128 A	Holy Cross	0 1
						89 A	Rhode Island	0 3	129 H	Hartford	0 0
									131 A	Central Conn. St.	3 3
									144 A	UMBC	0 1
									164 H	New Hampshire	0 0
									214 A	Fordham	0 2
									228 A	Albany (NY)	0 2
									228 H	Albany (NY)	1 1
									234 A	Stony Brook	1 0
									239 A	Binghamton	0 0
									256 H	North Dakota St.	1 0
									278 A	UMass Lowell	1 0
									289 H	Vermont	1 1
									292 H	Bryant	0 1
									313 H	Quinnipiac	1 0
LAST 10 GAMES											
			228 A	Albany (NY)	0 2	289 H	Vermont	1 1			
			228 H	Albany (NY)	1 1	164 H	New Hampshire	0 0			
			278 A	UMass Lowell	1 0	234 A	Stony Brook	1 0			
			129 H	Hartford	0 0	239 A	Binghamton	0 0			
			144 A	UMBC	0 1	89 A	Rhode Island	0 3			

Non-Div. I Games:

Maine

Average RPI Win:	258	WON-LOST	WINNING	LAST 10	STRENGTH OF	OPP. STRENGTH	TEAM	ADJ	CONF.	ADJ CONF.					
Average RPI Loss:	169	RECORD	PCT. RANK	GAMES	SCHEDULE	OF SCHEDULE	RPI	RPI	RPI	RPI					
DIV. I ONLY	8-9-2	.47368	182	5-4-1	267	291	233	.45435	236	29	29				
DIV. I NON-CONF.	5-5-1	.5	154	2-0-0	169	260	180	.48736	184	29	29				
<hr/>															
TOTALS	RPI 1-25	RPI 26-50		W-L RECORDS		RPI 51-100		RPI 101-150		RPI 150+					
8-9-2	0-0-0	0-0-0		OVERALL		1-1-0		0-4-1		7-4-1					
5-4-1	0-0-0	0-0-0		HOME		1-1-0		0-2-0		4-1-1					
2-4-1	0-0-0	0-0-0		AWAY		0-0-0		0-1-1		2-3-0					
1-1-0	0-0-0	0-0-0		NEUTRAL		0-0-0		0-1-0		1-0-0					
<hr/>															
5-5-1	0-0-0	0-0-0		NON-CONFERENCE		1-1-0		0-3-1		4-1-0					
3-3-0	0-0-0	0-0-0		HOME		1-1-0		0-2-0		2-0-0					
1-1-1	0-0-0	0-0-		AWAY		0-0-0		0-0-1		1-1-0					
1-1-0	0-0-0	0-0-0		NEUTRAL		0-0-0		0-1-0		1-0-0					
<hr/>															
3-4-1	0-0-0	0-0-0		CONFERENCE		0-0-0		0-1-0		3-3-1					
2-1-1	0-0-0	0-0-0		HOME		0-0-0		0-0-0		2-1-1					
1-3-0	0-0-0	0-0-0		AWAY		0-0-0		0-1-0		1-2-0					
0-0-0	0-0-0	0-0-0		NEUTRAL		0-0-0		0-0-0		0-0-0					
<hr/>															
RPI	S	Opponent	Score	RPI	S	Opponent	Score	RPI	S	Opponent	Score				
						89	H	Rhode Island	1	2	102	N	Western Ky.	1	2
						92	H	Dartmouth	1	0	108	H	Yale	1	2
											129	H	Hartford	1	2
											131	A	Central Conn. St.	0	2
											143	A	Columbia	0	0
											156	A	Fairleigh Dickinson	1	2
											203	A	Brown	2	1
											218	N	Manhattan	4	0
											221	H	Wagner	0	1
											275	A	Iona	0	1
											292	H	Bryant	1	0
											293	H	Saint Francis (PA)	2	2
											297	H	Robert Morris	2	1
											311	A	LIU Brooklyn	1	3
											315	A	Mt. St. Mary's	4	0
											320	H	Delaware St.	4	2
											326	H	Saint Peter's	4	0
<hr/>															
LAST 10 GAMES															
315 A Mt. St. Mary's				4	0	293 H Saint Francis (PA)				2	2				
221 H Wagner				0	1	311 A LIU Brooklyn				1	3				
297 H Robert Morris				2	1	292 H Bryant				1	0				
156 A Fairleigh Dickinson				1	2	92 H Dartmouth				1	0				
131 A Central Conn. St.				0	2	203 A Brown				2	1				

Non-Div. I Games:

Sacred Heart

Average RPI Win:	276	WON-LOST RECORD	WINNING PCT. RANK	LAST 10 GAMES	STRENGTH OF SCHEDULE	OPP. STRENGTH OF SCHEDULE	TEAM RPI	ADJ RPI	CONF. RPI	ADJ CONF. RPI			
Average RPI Loss:	158												
DIV. I ONLY	10-10-0	.5	156	5-5-0	292	299	239	.4542	237	25	25		
DIV. I NON-CONF.	4-3-0	.57143	126	0-0-0	313	304	253	.43699	252	24	24		
<hr/>													
TOTALS	RPI 1-25	RPI 26-50		W-L RECORDS	RPI 51-100		RPI 101-150		RPI 150+				
10-10-0	0-0-0	0-0-0		OVERALL	0-3-0		0-2-0		10-5-0				
3-3-0	0-0-0	0-0-0		HOME	0-1-0		0-1-0		3-1-0				
5-6-0	0-0-0	0-0-0		AWAY	0-1-0		0-1-0		5-4-0				
2-1-0	0-0-0	0-0-0		NEUTRAL	0-1-0		0-0-0		2-0-0				
<hr/>													
4-3-0	0-0-0	0-0-0		NON-CONFERENCE	0-1-0		0-1-0		4-1-0				
1-0-0	0-0-0	0-0-0		HOME	0-0-0		0-0-0		1-0-0				
2-3-0	0-0-0	0-0-		AWAY	0-1-0		0-1-0		2-1-0				
1-0-0	0-0-0	0-0-0		NEUTRAL	0-0-0		0-0-0		1-0-0				
<hr/>													
6-7-0	0-0-0	0-0-0		CONFERENCE	0-2-0		0-1-0		6-4-0				
2-3-0	0-0-0	0-0-0		HOME	0-1-0		0-1-0		2-1-0				
3-3-0	0-0-0	0-0-0		AWAY	0-0-0		0-0-0		3-3-0				
1-1-0	0-0-0	0-0-0		NEUTRAL	0-1-0		0-0-0		1-0-0				
<hr/>													
RPI S	Opponent	Score	RPI S	Opponent	Score	RPI S	Opponent	Score	RPI S	Opponent	Score		
						53 A	South Ala.	0	3	124 H	Houston Baptist	0	1
						80 H	Stephen F. Austin	1	3	137 A	LSU	0	3
						80 N	Stephen F. Austin	0	5	158 A	Sam Houston St.	0	2
										199 A	UALR	1	3
										209 A	Abilene Christian	0	3
										213 A	Southeastern La.	4	2
										240 H	La.-Monroe	4	3
										249 A	Lamar	2	0
										257 A	McNeese St.	2	3
										257 N	McNeese St.	1	0
										265 A	Southern Miss.	2	1
										279 H	Northwestern St.	1	2
										280 H	A&M-Corpus Christi	1	0
										281 H	Central Ark.	2	0
										312 A	Incarnate Word	3	1
				331 N	Ark.-Pine Bluff	8	0						
				332 A	Alcorn	4	0						
<hr/>													
			LAST 10 GAMES										
			80 N Stephen F. Austin			0	5	124 H Houston Baptist	0	1			
			257 N McNeese St.			1	0	80 H Stephen F. Austin	1	3			
			281 H Central Ark.			2	0	279 H Northwestern St.	1	2			
			158 A Sam Houston St.			0	2	249 A Lamar	2	0			
			213 A Southeastern La.			4	2	312 A Incarnate Word	3	1			

Non-Div. I Games:

Nicholls St.

Average RPI Win: 257		WON-LOST	WINNING	LAST 10	STRENGTH OF		OPP. STRENGTH	TEAM	ADJ	CONF.	ADJ CONF.
Average RPI Loss: 88		RECORD	PCT. RANK	GAMES	SCHEDULE		OF SCHEDULE	RPI	RPI	RPI	RPI
DIV. I ONLY		1-11-5	.20588	308	0-9-1		73	103	238	.45388	238
DIV. I NON-CONF.		1-2-4	.42857	211	0-0-0		123	193	181	.48763	183
TOTALS		RPI 1-25	RPI 26-50		W-L RECORDS		RPI 51-100		RPI 101-150		RPI 150+
1-11-5	0-2-1	0-1-0		OVERALL		0-4-0		0-3-1		1-1-3	
0-4-4	0-0-1	0-0-0		HOME		0-2-0		0-1-1		0-1-2	
1-6-1	0-2-0	0-1-0		AWAY		0-1-0		0-2-0		1-0-1	
0-1-0	0-0-0	0-0-0		NEUTRAL		0-1-0		0-0-0		0-0-0	
1-2-4	0-0-0	0-1-0		NON-CONFERENCE		0-0-0		0-1-1		1-0-3	
0-0-3	0-0-0	0-0-0		HOME		0-0-0		0-0-1		0-0-2	
1-2-1	0-0-0	0-0-0		AWAY		0-0-0		0-1-0		1-0-1	
0-0-0	0-0-0	0-0-0		NEUTRAL		0-0-0		0-0-0		0-0-0	
0-9-1	0-2-1	0-0-0		CONFERENCE		0-4-0		0-2-0		0-1-0	
0-4-1	0-0-1	0-0-0		HOME		0-2-0		0-1-0		0-1-0	
0-4-0	0-2-0	0-0-0		AWAY		0-1-0		0-1-0		0-0-0	
0-1-0	0-0-0	0-0-0		NEUTRAL		0-1-0		0-0-0		0-0-0	
RPI S	Opponent	Score	RPI S	Opponent	Score	RPI S	Opponent	Score	RPI S	Opponent	Score
17 A	UCF	0 4	48 A	Georgia	0 4	60 H	Memphis	1 3	101 A	Mercer	2 3
19 H	UConn	0 0				90 H	Tulsa	0 2	121 H	Temple	0 1
22 A	South Fla.	1 3				91 A	East Carolina	0 1	124 H	Houston Baptist	1 1
						91 N	East Carolina	1 3	132 A	Cincinnati	0 1
									169 H	Utah St.	1 1
									180 A	La.-Lafayette	1 1
									200 H	SMU	2 3
									257 A	McNeese St.	2 0
									280 H	A&M-Corpus Christi	0 0
LAST 10 GAMES											
			91 N	East Carolina	1 3	121 H	Temple	0 1			
			90 H	Tulsa	0 2	19 H	UConn	0 0			
			60 H	Memphis	1 3	17 A	UCF	0 4			
			132 A	Cincinnati	0 1	22 A	South Fla.	1 3			
			91 A	East Carolina	0 1	200 H	SMU	2 3			

Non-Div. I Games:

Houston

Average RPI Win: 254		WON-LOST	WINNING	LAST 10	STRENGTH OF		OPP. STRENGTH	TEAM	ADJ	CONF.	ADJ CONF.
Average RPI Loss: 178		RECORD	PCT. RANK	GAMES	SCHEDULE		OF SCHEDULE	RPI	RPI	RPI	RPI
DIV. I ONLY		7-9-3	.44737	195	3-4-3		269	237	241	.45281	239
DIV. I NON-CONF.		4-6-0	.4	217	0-1-0		240	270	249	.44043	246
TOTALS		RPI 1-25	RPI 26-50		W-L RECORDS		RPI 51-100		RPI 101-150		RPI 150+
7-9-3		0-0-0	0-0-0		OVERALL		0-1-0		1-2-0		6-6-3
3-4-2		0-0-0	0-0-0		HOME		0-0-0		0-1-0		3-3-2
4-5-1		0-0-0	0-0-0		AWAY		0-1-0		1-1-0		3-3-1
0-0-0		0-0-0	0-0-0		NEUTRAL		0-0-0		0-0-0		0-0-0
4-6-0		0-0-0	0-0-0		NON-CONFERENCE		0-1-0		0-1-0		4-4-0
2-3-0		0-0-0	0-0-0		HOME		0-0-0		0-1-0		2-2-0
2-3-0		0-0-0	0-0-		AWAY		0-1-0		0-0-0		2-2-0
0-0-0		0-0-0	0-0-0		NEUTRAL		0-0-0		0-0-0		0-0-0
3-3-3		0-0-0	0-0-0		CONFERENCE		0-0-0		1-1-0		2-2-3
1-1-2		0-0-0	0-0-0		HOME		0-0-0		0-0-0		1-1-2
2-2-1		0-0-0	0-0-0		AWAY		0-0-0		1-1-0		1-1-1
0-0-0		0-0-0	0-0-0		NEUTRAL		0-0-0		0-0-0		0-0-0
RPI S	Opponent	Score	RPI S	Opponent	Score	RPI S	Opponent	Score	RPI S	Opponent	Score
						100 A	Niagara	1 2	121 H	Temple	0 2
									129 A	Hartford	0 1
									144 A	UMBC	1 0
									164 A	New Hampshire	1 1
									164 H	New Hampshire	0 1
									181 H	Cornell	0 1
									211 A	Lehigh	0 2
									218 H	Manhattan	1 2
									228 H	Albany (NY)	0 0
									229 H	Siena	2 1
									234 A	Stony Brook	1 2
									235 H	Maine	0 0
									246 A	St. Bonaventure	1 3
									255 A	Lafayette	2 1
									275 H	Iona	5 0
									278 H	UMass Lowell	4 0
									289 A	Vermont	3 2
									307 A	Canisius	2 0
LAST 10 GAMES											
						164 A	New Hampshire	1 1	234 A	Stony Brook	1 2
						144 A	UMBC	1 0	129 A	Hartford	0 1
						289 A	Vermont	3 2	278 H	UMass Lowell	4 0
						164 H	New Hampshire	0 1	235 H	Maine	0 0
						228 H	Albany (NY)	0 0	181 H	Cornell	0 1

Non-Div. I Games:

Binghamton

Average RPI Win:		271	WON-LOST RECORD		WINNING PCT. RANK		LAST 10 GAMES		STRENGTH OF SCHEDULE		OPP. STRENGTH OF SCHEDULE		TEAM RPI		ADJ RPI		CONF. RPI		ADJ CONF. RPI					
Average RPI Loss:		158																						
DIV. I ONLY			8-10-1		.44737		195		3-7-0		250		306		242		.4526		240		14		14	
DIV. I NON-CONF.			6-3-1		.65		80		1-0-0		308		331		232		.45707		232		17		17	
TOTALS		RPI 1-25		RPI 26-50		W-L RECORDS		RPI 51-100		RPI 101-150		RPI 150+												
8-10-1		0-0-0		0-0-0		OVERALL		0-4-0		1-0-0		7-6-1												
3-4-0		0-0-0		0-0-0		HOME		0-2-0		0-0-0		3-2-0												
4-6-1		0-0-0		0-0-0		AWAY		0-2-0		1-0-0		3-4-1												
1-0-0		0-0-0		0-0-0		NEUTRAL		0-0-0		0-0-0		1-0-0												
6-3-1		0-0-0		0-0-0		NON-CONFERENCE		0-1-0		0-0-0		6-2-1												
2-1-0		0-0-0		0-0-0		HOME		0-1-0		0-0-0		2-0-0												
3-2-1		0-0-0		0-0-		AWAY		0-0-0		0-0-0		3-2-1												
1-0-0		0-0-0		0-0-0		NEUTRAL		0-0-0		0-0-0		1-0-0												
2-7-0		0-0-0		0-0-0		CONFERENCE		0-3-0		1-0-0		1-4-0												
1-3-0		0-0-0		0-0-0		HOME		0-1-0		0-0-0		1-2-0												
1-4-0		0-0-0		0-0-0		AWAY		0-2-0		1-0-0		0-2-0												
0-0-0		0-0-0		0-0-0		NEUTRAL		0-0-0		0-0-0		0-0-0												
RPI	S	Opponent		Score		RPI	S	Opponent		Score		RPI	S	Opponent		Score		RPI	S	Opponent		Score		
							</																	

Non-Div. I Games:

La.-Monroe



Average RPI Win: 257		WON-LOST	WINNING	LAST 10	STRENGTH OF		OPP. STRENGTH	TEAM	ADJ	CONF.	ADJ CONF.
Average RPI Loss: 159		RECORD	PCT. RANK	GAMES	SCHEDULE		OF SCHEDULE	RPI	RPI	RPI	RPI
DIV. I ONLY		9-8-3	.525	145	5-5-0		309	244	237	.45204	241
DIV. I NON-CONF.		5-4-2	.54545	150	1-1-0		312	273	255	.43294	258
TOTALS		RPI 1-25	RPI 26-50		W-L RECORDS		RPI 51-100		RPI 101-150		RPI 150+
9-8-3	0-0-0	0-2-0		OVERALL		0-0-0		1-1-0		8-5-3	
3-3-2	0-0-0	0-0-0		HOME		0-0-0		1-0-0		2-3-2	
6-5-1	0-0-0	0-2-0		AWAY		0-0-0		0-1-0		6-2-1	
0-0-0	0-0-0	0-0-0		NEUTRAL		0-0-0		0-0-0		0-0-0	
5-4-2	0-0-0	0-0-0		NON-CONFERENCE		0-0-0		0-1-0		5-3-2	
2-1-2	0-0-0	0-0-0		HOME		0-0-0		0-0-0		2-1-2	
3-3-0	0-0-0	0-0-		AWAY		0-0-0		0-1-0		3-2-0	
0-0-0	0-0-0	0-0-0		NEUTRAL		0-0-0		0-0-0		0-0-0	
4-4-1	0-0-0	0-2-0		CONFERENCE		0-0-0		1-0-0		3-2-1	
1-2-0	0-0-0	0-0-0		HOME		0-0-0		1-0-0		0-2-0	
3-2-1	0-0-0	0-2-0		AWAY		0-0-0		0-0-0		3-0-1	
0-0-0	0-0-0	0-0-0		NEUTRAL		0-0-0		0-0-0		0-0-0	
RPI S	Opponent	Score	RPI S	Opponent	Score	RPI S	Opponent	Score	RPI S	Opponent	Score
			33 A	FGCU	1 3				105 A	Louisville	0 1
			33 A	FGCU	0 2				141 H	Kennesaw St.	1 0
									160 H	Jacksonville	0 1
									168 H	Butler	1 2
									173 H	Morehead St.	1 1
									186 A	Lipscomb	2 0
									187 A	Murray St.	1 4
									242 A	Detroit	1 0
									263 H	Xavier	1 1
									271 A	IUPUI	1 0
									272 A	North Florida	2 0
									272 H	North Florida	1 2
									276 A	Stetson	4 3
									297 H	Robert Morris	2 1
									309 H	Eastern Ill.	4 0
									310 A	IPFW	4 6
									317 A	Francis Marion	4 3
									322 A	USC Upstate	1 1
			LAST 10 GAMES								
			33 A	FGCU	1 3	105 A	Louisville	0 1			
			272 A	North Florida	2 0	276 A	Stetson	4 3			
			242 A	Detroit	1 0	33 A	FGCU	0 2			
			186 A	Lipscomb	2 0	272 H	North Florida	1 2			
			141 H	Kennesaw St.	1 0	160 H	Jacksonville	0 1			

Non-Div. I Games:

Northern Ky.

Average RPI Win: 267		WON-LOST	WINNING	LAST 10	STRENGTH OF		OPP. STRENGTH	TEAM	ADJ	CONF.	ADJ CONF.
Average RPI Loss: 175		RECORD	PCT. RANK	GAMES	SCHEDULE		OF SCHEDULE	RPI	RPI	RPI	RPI
DIV. I ONLY		8-9-1	.47222	185	284		260	240	.45172	242	27
DIV. I NON-CONF.		2-5-1	.3125	265	303		191	297	.39318	295	26
TOTALS		RPI 1-25	RPI 26-50		W-L RECORDS		RPI 51-100		RPI 101-150		RPI 150+
8-9-1	0-0-0	0-1-0		OVERALL		0-2-0		0-0-0		8-6-1	
3-2-1	0-0-0	0-0-0		HOME		0-0-0		0-0-0		3-2-1	
4-7-0	0-0-0	0-1-0		AWAY		0-2-0		0-0-0		4-4-0	
1-0-0	0-0-0	0-0-0		NEUTRAL		0-0-0		0-0-0		1-0-0	
2-5-1	0-0-0	0-1-0		NON-CONFERENCE		0-0-0		0-0-0		2-4-1	
0-1-1	0-0-0	0-0-0		HOME		0-0-0		0-0-0		0-1-1	
2-4-0	0-0-0	0-0-		AWAY		0-0-0		0-0-0		2-3-0	
0-0-0	0-0-0	0-0-0		NEUTRAL		0-0-0		0-0-0		0-0-0	
6-4-0	0-0-0	0-0-0		CONFERENCE		0-2-0		0-0-0		6-2-0	
3-1-0	0-0-0	0-0-0		HOME		0-0-0		0-0-0		3-1-0	
2-3-0	0-0-0	0-0-0		AWAY		0-2-0		0-0-0		2-1-0	
1-0-0	0-0-0	0-0-0		NEUTRAL		0-0-0		0-0-0		1-0-0	
RPI S	Opponent	Score	RPI S	Opponent	Score	RPI S	Opponent	Score	RPI S	Opponent	Score
			36 A	Colorado	0 3	88 A	Valparaiso	0 1	189 A	Denver	0 1
						88 A	Valparaiso	0 1	197 H	Milwaukee	1 3
									201 A	Toledo	1 3
									207 H	Central Mich.	0 0
									216 A	Green Bay	3 2
									241 H	Northern Ky.	0 1
									250 H	Cleveland St.	2 1
									251 H	Oakland	2 1
									251 N	Oakland	1 0
									258 A	Ohio	1 3
									264 A	Bowling Green	3 0
									273 A	Wright St.	0 2
									294 H	Youngstown St.	1 0
									302 A	Ill.-Chicago	1 0
									310 A	IPFW	2 0
LAST 10 GAMES											
			88 A	Valparaiso	0 1	251 H	Oakland	2 1			
			251 N	Oakland	1 0	216 A	Green Bay	3 2			
			197 H	Milwaukee	1 3	294 H	Youngstown St.	1 0			
			241 H	Northern Ky.	0 1	302 A	Ill.-Chicago	1 0			
			88 A	Valparaiso	0 1	273 A	Wright St.	0 2			

Non-Div. I Games: Madonna 1 0

Detroit

Average RPI Win:	252	WON-LOST	WINNING	LAST 10	STRENGTH OF	OPP. STRENGTH	TEAM	ADJ	CONF.	ADJ CONF.		
Average RPI Loss:	167	RECORD	PCT. RANK	GAMES	SCHEDULE	OF SCHEDULE	RPI	RPI	RPI	RPI		
DIV. I ONLY		6-10-2	.38889	236	3-6-1	210	266	244	.4501	243	24	24
DIV. I NON-CONF.		2-4-1	.35714	240	0-0-0	272	200	270	.42288	269	30	30
<hr/>												
TOTALS	RPI 1-25	RPI 26-50		W-L RECORDS		RPI 51-100		RPI 101-150		RPI 150+		
6-10-2	0-0-0	0-0-0		OVERALL		0-3-0		0-2-0		6-5-2		
4-3-1	0-0-0	0-0-0		HOME		0-1-0		0-1-0		4-1-1		
2-7-1	0-0-0	0-0-0		AWAY		0-2-0		0-1-0		2-4-1		
0-0-0	0-0-0	0-0-0		NEUTRAL		0-0-0		0-0-0		0-0-0		
<hr/>												
2-4-1	0-0-0	0-0-0		NON-CONFERENCE		0-0-0		0-2-0		2-2-1		
1-2-0	0-0-0	0-0-0		HOME		0-0-0		0-1-0		1-1-0		
1-2-1	0-0-0	0-0-		AWAY		0-0-0		0-1-0		1-1-1		
0-0-0	0-0-0	0-0-0		NEUTRAL		0-0-0		0-0-0		0-0-0		
<hr/>												
4-6-1	0-0-0	0-0-0		CONFERENCE		0-3-0		0-0-0		4-3-1		
3-1-1	0-0-0	0-0-0		HOME		0-1-0		0-0-0		3-0-1		
1-5-0	0-0-0	0-0-0		AWAY		0-2-0		0-0-0		1-3-0		
0-0-0	0-0-0	0-0-0		NEUTRAL		0-0-0		0-0-0		0-0-0		
<hr/>												
RPI	S	Opponent	Score	RPI	S	Opponent	Score	RPI	S	Opponent	Score	
								81	A	Liberty	1	2
								81	A	Liberty	0	2
								94	H	High Point	1	3
								130	A	East Tenn. St.	2	3
								147	H	Old Dominion	0	1
								171	H	Appalachian St.	2	1
								175	A	Towson	0	3
								183	H	Villanova	0	1
								188	H	Coastal Caro.	1	0
								192	H	Campbell	2	2
								223	H	Longwood	5	1
								248	A	Winthrop	0	1
								260	A	Gardner-Webb	0	2
268	A	UNC Asheville	0	1								
283	A	Howard	1	1								
290	A	Presbyterian	1	0								
319	A	VMI	1	0								
321	H	Charleston So.	3	2								
<hr/>												
				LAST 10 GAMES								
81 A Liberty				0	2	268 A UNC Asheville				0	1	
248 A Winthrop				0	1	81 A Liberty				1	2	
188 H Coastal Caro.				1	0	223 H Longwood				5	1	
94 H High Point				1	3	192 H Campbell				2	2	
260 A Gardner-Webb				0	2	321 H Charleston So.				3	2	

Non-Div. I Games: Southern Va. 7 0

Radford

Average RPI Win:		245	WON-LOST RECORD		WINNING PCT. RANK		LAST 10 GAMES		STRENGTH OF SCHEDULE		OPP. STRENGTH OF SCHEDULE		TEAM RPI		ADJ RPI		CONF. RPI		ADJ CONF. RPI								
DIV. I ONLY			6-12-1		.34211	257	2-8-0		199		176		246		.44985		244	15		15							
DIV. I NON-CONF.			4-3-1		.5625	129	0-0-0		231		215		183		.48892		180	15		15							
TOTALS		RPI 1-25		RPI 26-50		W-L RECORDS		RPI 51-100		RPI 101-150		RPI 150+															
6-12-1		0-1-1		0-1-0		OVERALL		0-2-0		1-1-0		5-7-0															
4-5-0		0-1-0		0-0-0		HOME		0-2-0		1-1-0		3-1-0															
1-7-1		0-0-1		0-1-0		AWAY		0-0-0		0-0-0		1-6-0															
1-0-0		0-0-0		0-0-0		NEUTRAL		0-0-0		0-0-0		1-0-0															
4-3-1		0-1-1		0-0-0		NON-CONFERENCE		0-0-0		0-0-0		4-2-0															
2-1-0		0-1-0		0-0-0		HOME		0-0-0		0-0-0		2-0-0															
1-2-1		0-0-1		0-0-		AWAY		0-0-0		0-0-0		1-2-0															
1-0-0		0-0-0		0-0-0		NEUTRAL		0-0-0		0-0-0		1-0-0															
2-9-0		0-0-0		0-1-0		CONFERENCE		0-2-0		1-1-0		1-5-0															
2-4-0		0-0-0		0-0-0		HOME		0-2-0		1-1-0		1-1-0															
0-5-0		0-0-0		0-1-0		AWAY		0-0-0		0-0-0		0-4-0															
0-0-0		0-0-0		0-0-0		NEUTRAL		0-0-0		0-0-0		0-0-0															
RPI	S	Opponent		Score		RPI	S	Opponent		Score		RPI	S	Opponent		Score											
16	H	Virginia Tech		0	3	35	A	Buffalo		1	2	58	H	Miami (OH)		0	1	118	H	Western Mich.		0	1				
23	A	Boston U.		1	1							98	H	Ball St.		2	4	127	H	Eastern Mich.		2	1				
																		165	A	Kent St.		0	3				
																		182	A	Pittsburgh		0	3				
																		201	A	Toledo		0	3				
																		207	A	Central Mich.		0	3				
																		215	H	Northern Ill.		1	0				
																		246	H	St. Bonaventure		3	1				
																		250	A	Cleveland St.		1	3				
																		258	A	Ohio		1	3				
																		264	H	Bowling Green		0	1				
																		292	A	Bryant		3	2				
																		294	H	Youngstown St.		1	0				
																		297	N	Robert Morris		2	1				
						LAST 10 GAMES																					
						35 A Buffalo						1	2	215 H Northern Ill.						1	0						
						98 H Ball St.						2	4	118 H Western Mich.						0	1						
						58 H Miami (OH)						0	1	264 H Bowling Green						0	1						
						207 A Central Mich.						0	3	127 H Eastern Mich.						2	1						
						201 A Toledo						0	3	165 A Kent St.						0	3						

Non-Div. I Games:

Akron

Average RPI Win: 218		WON-LOST	WINNING	LAST 10	STRENGTH OF		OPP. STRENGTH	TEAM	ADJ	CONF.	ADJ CONF.
Average RPI Loss: 116		RECORD	PCT. RANK	GAMES	SCHEDULE		OF SCHEDULE	RPI	RPI	RPI	RPI
DIV. I ONLY		4-11-2	.29412	281	2-6-2		162	119	245	.44983	245
DIV. I NON-CONF.		2-6-0	.25	277	0-1-0		217	100	271	.42258	270
TOTALS		RPI 1-25	RPI 26-50		W-L RECORDS		RPI 51-100		RPI 101-150		RPI 150+
4-11-2	0-0-0	0-1-0		OVERALL		0-5-1		0-2-0		4-3-1	
2-6-0	0-0-0	0-0-0		HOME		0-3-0		0-0-0		2-3-0	
2-4-2	0-0-0	0-1-0		AWAY		0-2-1		0-1-0		2-0-1	
0-1-0	0-0-0	0-0-0		NEUTRAL		0-0-0		0-1-0		0-0-0	
2-6-0	0-0-0	0-0-0		NON-CONFERENCE		0-3-0		0-2-0		2-1-0	
1-3-0	0-0-0	0-0-0		HOME		0-2-0		0-0-0		1-1-0	
1-2-0	0-0-0	0-0-		AWAY		0-1-0		0-1-0		1-0-0	
0-1-0	0-0-0	0-0-0		NEUTRAL		0-0-0		0-1-0		0-0-0	
2-5-2	0-0-0	0-1-0		CONFERENCE		0-2-1		0-0-0		2-2-1	
1-3-0	0-0-0	0-0-0		HOME		0-1-0		0-0-0		1-2-0	
1-2-2	0-0-0	0-1-0		AWAY		0-1-1		0-0-0		1-0-1	
0-0-0	0-0-0	0-0-0		NEUTRAL		0-0-0		0-0-0		0-0-0	
RPI S	Opponent	Score	RPI S	Opponent	Score	RPI S	Opponent	Score	RPI S	Opponent	Score
			26 A	La Salle	1 4	63 H	Dayton	2 3	113 A	Ohio St.	0 3
						79 A	George Washington	1 2	148 N	Indiana	1 4
						81 A	Liberty	0 2	171 A	Appalachian St.	2 0
						87 H	William & Mary	0 1	176 H	Loyola Maryland	0 2
						89 A	Rhode Island	1 1	190 H	Saint Joseph's	0 1
						91 H	East Carolina	0 2	193 A	Massachusetts	1 1
									205 H	Saint Louis	2 1
									214 A	Fordham	1 0
									227 H	Duquesne	1 2
									282 H	American	2 1
LAST 10 GAMES											
			190 H	Saint Joseph's	0 1	205 H	Saint Louis	2 1			
			214 A	Fordham	1 0	89 A	Rhode Island	1 1			
			26 A	La Salle	1 4	193 A	Massachusetts	1 1			
			227 H	Duquesne	1 2	79 A	George Washington	1 2			
			63 H	Dayton	2 3	81 A	Liberty	0 2			

Non-Div. I Games:

George Mason

Average RPI Win:	218	WON-LOST RECORD	WINNING PCT. RANK	LAST 10 GAMES	STRENGTH OF SCHEDULE	OPP. STRENGTH OF SCHEDULE	TEAM RPI	ADJ RPI	CONF. RPI	ADJ CONF. RPI	
Average RPI Loss:	162										
DIV. I ONLY	7-11-1	.39474	230	3-7-0	231	204	243	.44902	246	13	13
DIV. I NON-CONF.	5-5-1	.5	154	1-1-0	233	263	220	.46557	222	14	14
<hr/>											
TOTALS	RPI 1-25	RPI 26-50		W-L RECORDS	RPI 51-100		RPI 101-150		RPI 150+		
7-11-1	0-0-0	0-2-0		OVERALL	1-1-0		0-2-0		6-6-1		
4-4-0	0-0-0	0-1-0		HOME	0-1-0		0-0-0		4-2-0		
1-6-1	0-0-0	0-1-0		AWAY	1-0-0		0-1-0		0-4-1		
2-1-0	0-0-0	0-0-0		NEUTRAL	0-0-0		0-1-0		2-0-0		
<hr/>											
5-5-1	0-0-0	0-1-0		NON-CONFERENCE	0-1-0		0-1-0		5-2-1		
3-1-0	0-0-0	0-0-0		HOME	0-1-0		0-0-0		3-0-0		
0-3-1	0-0-0	0-0-		AWAY	0-0-0		0-0-0		0-2-1		
2-1-0	0-0-0	0-0-0		NEUTRAL	0-0-0		0-1-0		2-0-0		
<hr/>											
2-6-0	0-0-0	0-1-0		CONFERENCE	1-0-0		0-1-0		1-4-0		
1-3-0	0-0-0	0-1-0		HOME	0-0-0		0-0-0		1-2-0		
1-3-0	0-0-0	0-0-0		AWAY	1-0-0		0-1-0		0-2-0		
0-0-0	0-0-0	0-0-0		NEUTRAL	0-0-0		0-0-0		0-0-0		
<hr/>											
RPI S	Opponent	Score	RPI S	Opponent	Score	RPI S	Opponent	Score	RPI S	Opponent	Score
			26 H	La Salle	0 2	89 A	Rhode Island	2 1	121 N	Temple	0 1
			35 A	Buffalo	0 1	100 H	Niagara	1 3	145 A	Richmond	0 5
									165 N	Kent St.	1 0
									181 H	Cornell	3 2
									190 A	Saint Joseph's	0 2
									193 A	Massachusetts	0 2
									214 H	Fordham	1 2
									227 H	Duquesne	1 0
									231 H	Davidson	0 2
									239 H	Binghamton	3 1
									244 A	Akron	1 3
									278 A	UMass Lowell	0 1
									297 A	Robert Morris	0 0
									307 H	Canisius	2 0
									319 N	VMI	2 0
			LAST 10 GAMES								
			26 H	La Salle	0 2	181 H	Cornell	3 2			
			214 H	Fordham	1 2	227 H	Duquesne	1 0			
			89 A	Rhode Island	2 1	145 A	Richmond	0 5			
			193 A	Massachusetts	0 2	231 H	Davidson	0 2			
			190 A	Saint Joseph's	0 2	278 A	UMass Lowell	0 1			

Non-Div. I Games:

St. Bonaventure

Average RPI Win:	190	WON-LOST RECORD	WINNING PCT. RANK	LAST 10 GAMES	STRENGTH OF SCHEDULE	OPP. STRENGTH OF SCHEDULE	TEAM RPI	ADJ RPI	CONF. RPI	ADJ CONF. RPI	
DIV. I ONLY		2-15-2	.15789 320	0-10-0	79	52	247	.44669 247	4	4	
DIV. I NON-CONF.		2-5-2	.33333 249	0-1-0	109	114	204	.47377 203	3	3	
<hr/>											
TOTALS	RPI 1-25	RPI 26-50		W-L RECORDS	RPI 51-100		RPI 101-150		RPI 150+		
2-15-2	0-3-0	0-3-0		OVERALL	0-3-0		0-4-1		2-2-1		
2-6-1	0-2-0	0-0-0		HOME	0-1-0		0-1-0		2-2-1		
0-9-1	0-1-0	0-3-0		AWAY	0-2-0		0-3-1		0-0-0		
0-0-0	0-0-0	0-0-0		NEUTRAL	0-0-0		0-0-0		0-0-0		
2-5-2	0-0-0	0-1-0		NON-CONFERENCE	0-2-0		0-2-1		2-0-1		
2-1-1	0-0-0	0-0-0		HOME	0-0-0		0-1-0		2-0-1		
0-4-1	0-0-0	0-0-		AWAY	0-2-0		0-1-1		0-0-0		
0-0-0	0-0-0	0-0-0		NEUTRAL	0-0-0		0-0-0		0-0-0		
0-10-0	0-3-0	0-2-0		CONFERENCE	0-1-0		0-2-0		0-2-0		
0-5-0	0-2-0	0-0-0		HOME	0-1-0		0-0-0		0-2-0		
0-5-0	0-1-0	0-2-0		AWAY	0-0-0		0-2-0		0-0-0		
0-0-0	0-0-0	0-0-0		NEUTRAL	0-0-0		0-0-0		0-0-0		
<hr/>											
RPI S	Opponent	Score	RPI S	Opponent	Score	RPI S	Opponent	Score	RPI S	Opponent	Score
1	H Florida St.	0 4	29	A Clemson	0 2	59	H Duke	0 1	105	A Louisville	0 1
5	A Virginia	0 6	44	A Georgetown	0 6	78	A Maryland	1 2	107	H Portland	1 2
8	H North Carolina	1 2	45	A Boston College	0 1	87	A William & Mary	1 2	110	A Wake Forest	0 1
									119	A Princeton	3 5
									135	A UNC Greensboro	2 2
									157	H Miami (FL)	1 3
									182	H Pittsburgh	0 3
									188	H Coastal Caro.	3 0
									191	H UNCW	2 1
									206	H Western Caro.	1 1
<hr/>											
			LAST 10 GAMES								
			119	A Princeton	3 5	5	A Virginia	0 6			
			29	A Clemson	0 2	105	A Louisville	0 1			
			1	H Florida St.	0 4	182	H Pittsburgh	0 3			
			157	H Miami (FL)	1 3	8	H North Carolina	1 2			
			45	A Boston College	0 1	59	H Duke	0 1			

**Non-Div. I Games:**

North Carolina St.

Average RPI Win:	299	WON-LOST	WINNING	LAST 10	STRENGTH OF	OPP. STRENGTH	TEAM	ADJ	CONF.	ADJ CONF.	
Average RPI Loss:	147	RECORD	PCT. RANK	GAMES	SCHEDULE	OF SCHEDULE	RPI	RPI	RPI	RPI	
DIV. I ONLY	7-9-1	.44118	209	5-4-1	272	297	249	.44579	248	24	24
DIV. I NON-CONF.	3-3-0	.5	154	1-0-0	321	298	279	.41528	278	30	30
<hr/>											
TOTALS	RPI 1-25	RPI 26-50		W-L RECORDS	RPI 51-100		RPI 101-150		RPI 150+		
7-9-1	0-0-0	0-1-0		OVERALL	0-3-0		0-1-0		7-4-1		
4-3-1	0-0-0	0-1-0		HOME	0-1-0		0-0-0		4-1-1		
3-6-0	0-0-0	0-0-0		AWAY	0-2-0		0-1-0		3-3-0		
0-0-0	0-0-0	0-0-0		NEUTRAL	0-0-0		0-0-0		0-0-0		
<hr/>											
3-3-0	0-0-0	0-1-0		NON-CONFERENCE	0-0-0		0-1-0		3-1-0		
2-1-0	0-0-0	0-1-0		HOME	0-0-0		0-0-0		2-0-0		
1-2-0	0-0-0	0-0-		AWAY	0-0-0		0-1-0		1-1-0		
0-0-0	0-0-0	0-0-0		NEUTRAL	0-0-0		0-0-0		0-0-0		
<hr/>											
4-6-1	0-0-0	0-0-0		CONFERENCE	0-3-0		0-0-0		4-3-1		
2-2-1	0-0-0	0-0-0		HOME	0-1-0		0-0-0		2-1-1		
2-4-0	0-0-0	0-0-0		AWAY	0-2-0		0-0-0		2-2-0		
0-0-0	0-0-0	0-0-0		NEUTRAL	0-0-0		0-0-0		0-0-0		
<hr/>											
RPI S	Opponent	Score	RPI S	Opponent	Score	RPI S	Opponent	Score	RPI S	Opponent	Score
			29 H	Clemson	0 7	81 A	Liberty	1 3	120 A	Charlotte	0 4
						94 A	High Point	0 1	188 H	Coastal Caro.	1 1
						94 H	High Point	0 1	192 A	Campbell	2 3
									223 A	Longwood	0 2
									231 A	Davidson	0 2
									243 H	Radford	1 0
									260 H	Gardner-Webb	0 3
									268 A	UNC Asheville	5 0
									290 A	Presbyterian	4 1
									317 A	Francis Marion	2 1
									321 H	Charleston So.	3 2
									323 H	Alabama A&M	9 0
									330 H	South Carolina St.	1 0
<hr/>											
			LAST 10 GAMES								
			94 A	High Point	0 1	321 H	Charleston So.	3 2			
			290 A	Presbyterian	4 1	188 H	Coastal Caro.	1 1			
			243 H	Radford	1 0	268 A	UNC Asheville	5 0			
			81 A	Liberty	1 3	317 A	Francis Marion	2 1			
			192 A	Campbell	2 3	94 H	High Point	0 1			

Non-Div. I Games: Brevard 10 1

Winthrop



Average RPI Win: 262		WON-LOST	WINNING	LAST 10	STRENGTH OF		OPP. STRENGTH	TEAM	ADJ	CONF.	ADJ CONF.				
Average RPI Loss: 162		RECORD	PCT. RANK	GAMES	SCHEDULE		OF SCHEDULE	RPI	RPI	RPI	RPI				
DIV. I ONLY		5-11-2	.33333	262	2-6-2		168	273	250	.44538	249	25	25		
DIV. I NON-CONF.		2-5-0	.28571	270	0-0-0		61	253	208	.47146	208	24	24		
<hr/>															
TOTALS		RPI 1-25		RPI 26-50		W-L RECORDS		RPI 51-100		RPI 101-150		RPI 150+			
5-11-2		0-0-0		0-1-0		OVERALL		0-2-0		0-1-1		5-7-1			
4-6-0		0-0-0		0-1-0		HOME		0-1-0		0-1-0		4-3-0			
1-5-2		0-0-0		0-0-0		AWAY		0-1-0		0-0-1		1-4-1			
0-0-0		0-0-0		0-0-0		NEUTRAL		0-0-0		0-0-0		0-0-0			
2-5-0		0-0-0		0-1-0		NON-CONFERENCE		0-1-0		0-1-0		2-2-0			
1-3-0		0-0-0		0-1-0		HOME		0-1-0		0-1-0		1-0-0			
1-2-0		0-0-0		0-0-		AWAY		0-0-0		0-0-0		1-2-0			
0-0-0		0-0-0		0-0-0		NEUTRAL		0-0-0		0-0-0		0-0-0			
3-6-2		0-0-0		0-0-0		CONFERENCE		0-1-0		0-0-1		3-5-1			
3-3-0		0-0-0		0-0-0		HOME		0-0-0		0-0-0		3-3-0			
0-3-2		0-0-0		0-0-0		AWAY		0-1-0		0-0-1		0-2-1			
0-0-0		0-0-0		0-0-0		NEUTRAL		0-0-0		0-0-0		0-0-0			
RPI	S	Opponent	Score	RPI	S	Opponent	Score	RPI	S	Opponent	Score	RPI	S	Opponent	Score
				46	H	Rice	0 2	62	H	North Texas	0 1	115	H	Texas St.	0 3
								80	A	Stephen F. Austin	1 2	124	A	Houston Baptist	1 1
												153	A	Cal Poly	1 2
												158	H	Sam Houston St.	0 2
												180	A	La.-Lafayette	2 7
												209	A	Abilene Christian	0 2
												213	H	Southeastern La.	2 0
												222	A	San Jose St.	1 0
												237	H	Nicholls St.	0 2
												257	H	McNeese St.	0 1
												279	H	Northwestern St.	4 1
												280	A	A&M-Corpus Christi	0 4
												281	H	Central Ark.	4 1
												312	A	Incarnate Word	0 0
												314	H	Texas Southern	4 0
<hr/>															
LAST 10 GAMES															
				281	H	Central Ark.	4 1	158	H	Sam Houston St.	0 2				
				312	A	Incarnate Word	0 0	213	H	Southeastern La.	2 0				
				209	A	Abilene Christian	0 2	237	H	Nicholls St.	0 2				
				257	H	McNeese St.	0 1	124	A	Houston Baptist	1 1				
				280	A	A&M-Corpus Christi	0 4	80	A	Stephen F. Austin	1 2				

Non-Div. I Games:

Lamar

Average RPI Win: 279		WON-LOST RECORD		WINNING PCT. RANK		LAST 10 GAMES		STRENGTH OF SCHEDULE		OPP. STRENGTH OF SCHEDULE		TEAM RPI		ADJ RPI		CONF. RPI		ADJ CONF. RPI	
DIV. I ONLY		8-8-3		.5 156		4-4-2		307		292		251		.44515 250		27		27	
DIV. I NON-CONF.		5-4-1		.55 142		1-0-0		288		286		234		.45648 233		26		26	
TOTALS		RPI 1-25		RPI 26-50		W-L RECORDS		RPI 51-100		RPI 101-150		RPI 150+							
8-8-3		0-0-0		0-0-0		OVERALL		0-1-1		0-1-0		8-6-2							
5-3-0		0-0-0		0-0-0		HOME		0-1-0		0-1-0		5-1-0							
3-5-3		0-0-0		0-0-0		AWAY		0-0-1		0-0-0		3-5-2							
0-0-0		0-0-0		0-0-0		NEUTRAL		0-0-0		0-0-0		0-0-0							
5-4-1		0-0-0		0-0-0		NON-CONFERENCE		0-0-1		0-1-0		5-3-0							
2-2-0		0-0-0		0-0-0		HOME		0-0-0		0-1-0		2-1-0							
3-2-1		0-0-0		0-0-		AWAY		0-0-1		0-0-0		3-2-0							
0-0-0		0-0-0		0-0-0		NEUTRAL		0-0-0		0-0-0		0-0-0							
3-4-2		0-0-0		0-0-0		CONFERENCE		0-1-0		0-0-0		3-3-2							
3-1-0		0-0-0		0-0-0		HOME		0-1-0		0-0-0		3-0-0							
0-3-2		0-0-0		0-0-0		AWAY		0-0-0		0-0-0		0-3-2							
0-0-0		0-0-0		0-0-0		NEUTRAL		0-0-0		0-0-0		0-0-0							
RPI	S	Opponent		Score		RPI	S	Opponent		Score		RPI	S	Opponent		Score			

Non-Div. I Games:

Cleveland St.

Average RPI Win: 267		WON-LOST RECORD		WINNING PCT. RANK		LAST 10 GAMES		STRENGTH OF SCHEDULE		OPP. STRENGTH OF SCHEDULE		TEAM RPI		ADJ RPI		CONF. RPI		ADJ CONF. RPI	
DIV. I ONLY		5-11-3		.34211 257		4-4-2		202		232		254		.44333 251		27		27	
DIV. I NON-CONF.		1-7-1		.16667 300		0-0-0		160		108		275		.42033 273		26		26	
TOTALS		RPI 1-25		RPI 26-50		W-L RECORDS		RPI 51-100		RPI 101-150		RPI 150+							
5-11-3		0-1-0		0-0-0		OVERALL		0-4-0		0-1-0		5-5-3							
4-2-1		0-0-0		0-0-0		HOME		0-2-0		0-0-0		4-0-1							
1-8-2		0-1-0		0-0-0		AWAY		0-2-0		0-1-0		1-4-2							
0-1-0		0-0-0		0-0-0		NEUTRAL		0-0-0		0-0-0		0-1-0							
1-7-1		0-1-0		0-0-0		NON-CONFERENCE		0-3-0		0-1-0		1-2-1							
0-2-0		0-0-0		0-0-0		HOME		0-2-0		0-0-0		0-0-0							
1-5-1		0-1-0		0-0-		AWAY		0-1-0		0-1-0		1-2-1							
0-0-0		0-0-0		0-0-0		NEUTRAL		0-0-0		0-0-0		0-0-0							
4-4-2		0-0-0		0-0-0		CONFERENCE		0-1-0		0-0-0		4-3-2							
4-0-1		0-0-0		0-0-0		HOME		0-0-0		0-0-0		4-0-1							
0-3-1		0-0-0		0-0-0		AWAY		0-1-0		0-0-0		0-2-1							
0-1-0		0-0-0		0-0-0		NEUTRAL		0-0-0		0-0-0		0-1-0							
RPI S	Opponent	Score		RPI S	Opponent	Score		RPI S	Opponent	Score		RPI S	Opponent	Score					
13 A	Notre Dame	0 3						67 H	Illinois	0 1		118 A	Western Mich.	0 4					
								84 A	Colorado Col.	0 1		165 A	Kent St.	1 1					
								88 A	Valparaiso	0 3		197 A	Milwaukee	0 0					
								93 H	Michigan St.	0 1		207 A	Central Mich.	1 2					
												216 H	Green Bay	2 1					
												225 A	Air Force	1 5					
												242 A	Detroit	1 2					
												242 N	Detroit	0 1					
												250 H	Cleveland St.	1 1					
												250 H	Cleveland St.	2 1					
												273 H	Wright St.	3 0					
												293 A	Saint Francis (PA)	4 1					
												294 A	Youngstown St.	0 1					
												302 H	Ill.-Chicago	1 0					
				LAST 10 GAMES															

Non-Div. I Games: Saginaw Valley 4 0

Oakland

Average RPI Win: 255		WON-LOST	WINNING	LAST 10	STRENGTH OF		OPP. STRENGTH	TEAM	ADJ	CONF.	ADJ CONF.
Average RPI Loss: 169		RECORD	PCT. RANK	GAMES	SCHEDULE		OF SCHEDULE	RPI	RPI	RPI	RPI
DIV. I ONLY		8-9-0	.47059	189	5-5-0		304	209	252	.44329	252
DIV. I NON-CONF.		2-3-0	.4	217	0-0-0		324	169	294	.39484	294
TOTALS		RPI 1-25	RPI 26-50		W-L RECORDS		RPI 51-100		RPI 101-150		RPI 150+
8-9-0		0-0-0	0-0-0		OVERALL		1-2-0		0-2-0		7-5-0
1-4-0		0-0-0	0-0-0		HOME		0-0-0		0-1-0		1-3-0
6-3-0		0-0-0	0-0-0		AWAY		1-1-0		0-1-0		5-1-0
1-2-0		0-0-0	0-0-0		NEUTRAL		0-1-0		0-0-0		1-1-0
2-3-0		0-0-0	0-0-0		NON-CONFERENCE		0-1-0		0-0-0		2-2-0
0-0-0		0-0-0	0-0-0		HOME		0-0-0		0-0-0		0-0-0
1-2-0		0-0-0	0-0-		AWAY		0-1-0		0-0-0		1-1-0
1-1-0		0-0-0	0-0-0		NEUTRAL		0-0-0		0-0-0		1-1-0
6-6-0		0-0-0	0-0-0		CONFERENCE		1-1-0		0-2-0		5-3-0
1-4-0		0-0-0	0-0-0		HOME		0-0-0		0-1-0		1-3-0
5-1-0		0-0-0	0-0-0		AWAY		1-0-0		0-1-0		4-0-0
0-1-0		0-0-0	0-0-0		NEUTRAL		0-1-0		0-0-0		0-0-0
RPI S	Opponent	Score	RPI S	Opponent	Score	RPI S	Opponent	Score	RPI S	Opponent	Score
						70 A	Seattle	1 4	117 H	Montana	0 1
						99 A	Northern Ariz.	1 0	142 A	Portland St.	1 3
						99 N	Northern Ariz.	2 3	163 N	Hawaii	1 3
									174 H	Idaho St.	1 2
									212 H	Northern Colo.	0 1
									220 A	Southern Utah	2 1
									262 A	Idaho	4 0
									262 H	Idaho	0 1
									270 H	Weber St.	5 1
									277 N	Colorado St.	2 0
									284 A	Fresno St.	1 2
									291 A	Sacramento St.	2 0
									295 A	Bakersfield	3 0
									324 A	North Dakota	1 0
LAST 10 GAMES											
						99 N	Northern Ariz.	2 3	220 A	Southern Utah	2 1
						117 H	Montana	0 1	262 H	Idaho	0 1
						324 A	North Dakota	1 0	291 A	Sacramento St.	2 0
						212 H	Northern Colo.	0 1	142 A	Portland St.	1 3
						99 A	Northern Ariz.	1 0	270 H	Weber St.	5 1

Non-Div. I Games:

Eastern Wash.

Average RPI Win:	281	WON-LOST	WINNING	LAST 10	STRENGTH OF	OPP. STRENGTH	TEAM	ADJ	CONF.	ADJ CONF.	
Average RPI Loss:	116	RECORD	PCT. RANK	GAMES	SCHEDULE	OF SCHEDULE	RPI	RPI	RPI	RPI	
DIV. I ONLY	7-11-1	.39474	230	3-6-1	268	187	253	.44194	253	10	10
DIV. I NON-CONF.	5-5-0	.5	154	1-0-0	304	297	259	.43138	259	8	8
<hr/>											
TOTALS	RPI 1-25	RPI 26-50		W-L RECORDS		RPI 51-100		RPI 101-150		RPI 150+	
7-11-1	0-1-0	0-2-0		OVERALL		0-3-0		0-1-0		7-4-1	
4-5-0	0-0-0	0-2-0		HOME		0-2-0		0-0-0		4-1-0	
2-4-1	0-0-0	0-0-0		AWAY		0-1-0		0-1-0		2-2-1	
1-2-0	0-1-0	0-0-0		NEUTRAL		0-0-0		0-0-0		1-1-0	
<hr/>											
5-5-0	0-1-0	0-0-0		NON-CONFERENCE		0-1-0		0-0-0		5-3-0	
2-2-0	0-0-0	0-0-0		HOME		0-1-0		0-0-0		2-1-0	
2-1-0	0-0-0	0-0-		AWAY		0-0-0		0-0-0		2-1-0	
1-2-0	0-1-0	0-0-0		NEUTRAL		0-0-0		0-0-0		1-1-0	
<hr/>											
2-6-1	0-0-0	0-2-0		CONFERENCE		0-2-0		0-1-0		2-1-1	
2-3-0	0-0-0	0-2-0		HOME		0-1-0		0-0-0		2-0-0	
0-3-1	0-0-0	0-0-0		AWAY		0-1-0		0-1-0		0-1-1	
0-0-0	0-0-0	0-0-0		NEUTRAL		0-0-0		0-0-0		0-0-0	
<hr/>											
RPI S	Opponent	Score		RPI S	Opponent	Score		RPI S	Opponent	Score	
23 N	Boston U.	0	1	27 H	Northeastern	0	3	67 H	Illinois	0	3
				43 H	Hofstra	0	5	87 H	William & Mary	0	2
								95 A	James Madison	0	3
								116 A	Drexel	0	1
								160 H	Jacksonville	1	2
								175 A	Towson	0	0
								185 A	Delaware	1	4
								191 H	UNCW	1	0
								197 N	Milwaukee	2	4
								224 H	Elon	3	1
								277 A	Colorado St.	0	1
								287 H	Alabama St.	4	0
								305 A	Citadel	2	1
								308 N	Omaha	1	0
								321 H	Charleston So.	2	1
								330 A	South Carolina St.	4	0
<hr/>											
LAST 10 GAMES											
191 H	UNCW	1	0	95 A	James Madison	0	3				
330 A	South Carolina St.	4	0	87 H	William & Mary	0	2				
27 H	Northeastern	0	3	224 H	Elon	3	1				
43 H	Hofstra	0	5	185 A	Delaware	1	4				
175 A	Towson	0	0	116 A	Drexel	0	1				

Non-Div. I Games:

Col. of Charleston

Average RPI Win:	216	WON-LOST RECORD	WINNING PCT. RANK	LAST 10 GAMES	STRENGTH OF SCHEDULE	OPP. STRENGTH OF SCHEDULE	TEAM RPI	ADJ RPI	CONF. RPI	ADJ CONF. RPI						
DIV. I ONLY		5-13-1	.28947	283	2-7-1	130	224	248	.44156	254	18	18				
DIV. I NON-CONF.		3-9-0	.25	277	0-3-0	113	224	245	.43952	249	18	18				
<hr/>																
TOTALS	RPI 1-25	RPI 26-50		W-L RECORDS		RPI 51-100		RPI 101-150		RPI 150+						
5-13-1	0-1-0	0-2-0		OVERALL		0-2-0		1-2-0		4-6-1						
2-4-1	0-0-0	0-2-0		HOME		0-0-0		1-1-0		1-1-1						
1-9-0	0-1-0	0-0-0		AWAY		0-2-0		0-1-0		1-5-0						
2-0-0	0-0-0	0-0-0		NEUTRAL		0-0-0		0-0-0		2-0-0						
3-9-0	0-1-0	0-1-0		NON-CONFERENCE		0-2-0		0-2-0		3-3-0						
1-3-0	0-0-0	0-1-0		HOME		0-0-0		0-1-0		1-1-0						
0-6-0	0-1-0	0-0-		AWAY		0-2-0		0-1-0		0-2-0						
2-0-0	0-0-0	0-0-0		NEUTRAL		0-0-0		0-0-0		2-0-0						
2-4-1	0-0-0	0-1-0		CONFERENCE		0-0-0		1-0-0		1-3-1						
1-1-1	0-0-0	0-1-0		HOME		0-0-0		1-0-0		0-0-1						
1-3-0	0-0-0	0-0-0		AWAY		0-0-0		0-0-0		1-3-0						
0-0-0	0-0-0	0-0-0		NEUTRAL		0-0-0		0-0-0		0-0-0						
<hr/>																
RPI	S	Opponent	Score		RPI	S	Opponent	Score		RPI	S	Opponent	Score			
20	A	DePaul	0	4	32	H	Illinois St.	1	2	77	A	Marquette	0	3		
					40	H	Arizona St.	1	3	88	A	Valparaiso	1	2		
												118	H	Western Mich.	0	1
												138	H	Evansville	1	0
												140	A	New Mexico	2	4
												156	N	Fairleigh Dickinson	3	1
												197	H	Milwaukee	1	2
												216	N	Green Bay	1	0
												217	A	Drake	2	3
												217	H	Drake	0	0
												219	A	Missouri St.	1	2
												266	A	UNI	1	2
												285	A	Indiana St.	2	0
												286	H	Western Ill.	4	0
												302	A	Ill.-Chicago	0	1
												310	A	IPFW	1	2

**Non-Div. I Games:**

Loyola Chicago

Average RPI Win:		257	WON-LOST RECORD		WINNING PCT. RANK		LAST 10 GAMES		STRENGTH OF SCHEDULE		OPP. STRENGTH OF SCHEDULE		TEAM RPI		ADJ RPI		CONF. RPI		ADJ CONF. RPI	
DIV. I ONLY			5-11-1		.32353 266		2-7-1		208		175		255		.44124 255		12		12	
DIV. I NON-CONF.			3-5-0		.375 231		0-1-0		274		277		274		.42092 272		11		11	
TOTALS		RPI 1-25		RPI 26-50			W-L RECORDS			RPI 51-100			RPI 101-150			RPI 150+				
5-11-1		0-1-0		0-1-0			OVERALL			0-1-0			1-3-0			4-5-1				
3-4-1		0-0-0		0-1-0			HOME			0-0-0			1-1-0			2-2-1				
2-7-0		0-1-0		0-0-0			AWAY			0-1-0			0-2-0			2-3-0				
0-0-0		0-0-0		0-0-0			NEUTRAL			0-0-0			0-0-0			0-0-0				
3-5-0		0-0-0		0-0-0			NON-CONFERENCE			0-0-0			0-2-0			3-3-0				
1-2-0		0-0-0		0-0-0			HOME			0-0-0			0-1-0			1-1-0				
2-3-0		0-0-0		0-0-			AWAY			0-0-0			0-1-0			2-2-0				
0-0-0		0-0-0		0-0-0			NEUTRAL			0-0-0			0-0-0			0-0-0				
2-6-1		0-1-0		0-1-0			CONFERENCE			0-1-0			1-1-0			1-2-1				
2-2-1		0-0-0		0-1-0			HOME			0-0-0			1-0-0			1-1-1				
0-4-0		0-1-0		0-0-0			AWAY			0-1-0			0-1-0			0-1-0				
0-0-0		0-0-0		0-0-0			NEUTRAL			0-0-0			0-0-0			0-0-0				
RPI	S	Opponent		Score		RPI	S	Opponent		Score		RPI	S	Opponent		Score				
23	A	Boston U.		1 6		39	H	Colgate		0 2		65	A	Navy		0 4				
												111	A	Monmouth		0	3			
												125	A	Bucknell		1	2			
												128	H	Holy Cross		3	2			
												143	H	Columbia		0	4			
												160	A	Jacksonville		0	3			
												161	A	Army		0	2			
												176	H	Loyola Maryland		0	0			
												211	H	Lehigh		1	2			
												218	A	Manhattan		0	1			
												239	H	Binghamton		1	2			
												272	A	North Florida		1	0			
												278	H	UMass Lowell		1	0			
												282	H	American		2	1			
												326	A	Saint Peter's		4	0			
												LAST 10 GAMES								
176 H Loyola Maryland						0	0	23 A Boston U.						1	6					
143 H Columbia						0	4	128 H Holy Cross						3	2					
161 A Army						0	2	211 H Lehigh						1	2					
125 A Bucknell						1	2	65 A Navy						0	4					
282 H American						2	1	39 H Colgate						0	2					

Average RPI Win:	258	WON-LOST	WINNING	LAST 10	STRENGTH OF	OPP. STRENGTH	TEAM	ADJ	CONF.	ADJ CONF.		
Average RPI Loss:	191	RECORD	PCT. RANK	GAMES	SCHEDULE	OF SCHEDULE	RPI	RPI	RPI	RPI		
DIV. I ONLY	7-8-2	.47059	189	4-3-2	303	286	257	.44017	256	30	30	
DIV. I NON-CONF.	3-5-0	.375	231	0-0-0	246	241	258	.43301	257	28	27	
<hr/>												
TOTALS	RPI 1-25	RPI 26-50		W-L RECORDS		RPI 51-100		RPI 101-150		RPI 150+		
7-8-2	0-0-0	0-0-0		OVERALL		0-0-0		0-3-0		7-5-2		
3-3-0	0-0-0	0-0-0		HOME		0-0-0		0-1-0		3-2-0		
4-4-2	0-0-0	0-0-0		AWAY		0-0-0		0-2-0		4-2-2		
0-1-0	0-0-0	0-0-0		NEUTRAL		0-0-0		0-0-0		0-1-0		
<hr/>												
3-5-0	0-0-0	0-0-0		NON-CONFERENCE		0-0-0		0-3-0		3-2-0		
1-1-0	0-0-0	0-0-0		HOME		0-0-0		0-1-0		1-0-0		
2-4-0	0-0-0	0-0-		AWAY		0-0-0		0-2-0		2-2-0		
0-0-0	0-0-0	0-0-0		NEUTRAL		0-0-0		0-0-0		0-0-0		
<hr/>												
4-3-2	0-0-0	0-0-0		CONFERENCE		0-0-0		0-0-0		4-3-2		
2-2-0	0-0-0	0-0-0		HOME		0-0-0		0-0-0		2-2-0		
2-0-2	0-0-0	0-0-0		AWAY		0-0-0		0-0-0		2-0-2		
0-1-0	0-0-0	0-0-0		NEUTRAL		0-0-0		0-0-0		0-1-0		
<hr/>												
RPI	S	Opponent	Score	RPI	S	Opponent	Score	RPI	S	Opponent	Score	
								123	A	SIUE	0	1
								128	A	Holy Cross	0	1
								149	H	Iowa St.	0	1
								189	H	Denver	0	1
								204	H	South Dakota St.	1	0
								204	N	South Dakota St.	1	2
								212	A	Northern Colo.	2	1
								217	A	Drake	0	3
								225	A	Air Force	2	1
								235	A	Maine	0	1
								261	A	Oral Roberts	1	0
								269	A	South Dakota	2	2
								271	H	IUPUI	1	0
								286	H	Western Ill.	1	2
								308	A	Omaha	1	1
								310	A	IPFW	1	0
								324	H	North Dakota	1	0
<hr/>												
LAST 10 GAMES												
204 N South Dakota St.				1	2	269 A South Dakota				2	2	
261 A Oral Roberts				1	0	308 A Omaha				1	1	
189 H Denver				0	1	271 H IUPUI				1	0	
310 A IPFW				1	0	286 H Western Ill.				1	2	
204 H South Dakota St.				1	0	217 A Drake				0	3	

Non-Div. I Games: Presentation 8 0

North Dakota St.



Average RPI Win:	266	WON-LOST RECORD	WINNING PCT. RANK	LAST 10 GAMES	STRENGTH OF SCHEDULE	OPP. STRENGTH OF SCHEDULE	TEAM RPI	ADJ RPI	CONF. RPI	ADJ CONF. RPI	
Average RPI Loss:	204										
DIV. I ONLY	8-10-1	.44737	195	5-5-0	295	287	256	.439	257	25	25
DIV. I NON-CONF.	2-4-1	.35714	240	0-0-0	297	291	290	.39773	291	24	24
<hr/>											
TOTALS	RPI 1-25	RPI 26-50		W-L RECORDS	RPI 51-100		RPI 101-150		RPI 150+		
8-10-1	0-0-0	0-0-0		OVERALL	0-1-0		0-1-0		8-8-1		
6-2-1	0-0-0	0-0-0		HOME	0-1-0		0-0-0		6-1-1		
2-7-0	0-0-0	0-0-0		AWAY	0-0-0		0-1-0		2-6-0		
0-1-0	0-0-0	0-0-0		NEUTRAL	0-0-0		0-0-0		0-1-0		
<hr/>											
2-4-1	0-0-0	0-0-0		NON-CONFERENCE	0-0-0		0-0-0		2-4-1		
2-1-1	0-0-0	0-0-0		HOME	0-0-0		0-0-0		2-1-1		
0-3-0	0-0-0	0-0-		AWAY	0-0-0		0-0-0		0-3-0		
0-0-0	0-0-0	0-0-0		NEUTRAL	0-0-0		0-0-0		0-0-0		
<hr/>											
6-6-0	0-0-0	0-0-0		CONFERENCE	0-1-0		0-1-0		6-4-0		
4-1-0	0-0-0	0-0-0		HOME	0-1-0		0-0-0		4-0-0		
2-4-0	0-0-0	0-0-0		AWAY	0-0-0		0-1-0		2-3-0		
0-1-0	0-0-0	0-0-0		NEUTRAL	0-0-0		0-0-0		0-1-0		
<hr/>											
RPI S	Opponent	Score	RPI S	Opponent	Score	RPI S	Opponent	Score	RPI S	Opponent	Score
						80 H	Stephen F. Austin	0 1	124 A	Houston Baptist	1 2
									158 A	Sam Houston St.	2 4
									180 A	La.-Lafayette	0 3
									194 A	UTSA	3 4
									209 A	Abilene Christian	1 0
									213 A	Southeastern La.	0 1
									237 H	Nicholls St.	3 2
									237 N	Nicholls St.	0 1
									238 H	Houston	0 2
									240 H	La.-Monroe	0 0
									249 A	Lamar	1 0
									274 H	Prairie View	1 0
									279 H	Northwestern St.	2 1
									280 H	A&M-Corpus Christi	1 0
									281 H	Central Ark.	4 3
									306 A	Jackson St.	0 1
									312 A	Incarnate Word	0 2
									316 H	Southern U.	1 0
<hr/>											
LAST 10 GAMES											
						237 N	Nicholls St.	0 1	279 H	Northwestern St.	2 1
						281 H	Central Ark.	4 3	80 H	Stephen F. Austin	0 1
						209 A	Abilene Christian	1 0	124 A	Houston Baptist	1 2
						312 A	Incarnate Word	0 2	280 H	A&M-Corpus Christi	1 0
						249 A	Lamar	1 0	158 A	Sam Houston St.	2 4

Non-Div. I Games:

McNeese St.

Average RPI Win: 213		WON-LOST	WINNING	LAST 10	STRENGTH OF	OPP. STRENGTH	TEAM	ADJ	CONF.	ADJ CONF.							
Average RPI Loss: 149		RECORD	PCT. RANK	GAMES	SCHEDULE	OF SCHEDULE	RPI	RPI	RPI	RPI							
DIV. I ONLY		6-13-0	.31579	269	2-8-0	218	138	258	.43805	258	15	15					
DIV. I NON-CONF.		3-5-0	.375	231	0-0-0	279	129	264	.42901	262	15	15					
<hr/>																	
TOTALS		RPI 1-25		RPI 26-50		W-L RECORDS		RPI 51-100		RPI 101-150		RPI 150+					
6-13-0		0-1-0		0-1-0		OVERALL		1-2-0		1-2-0		4-7-0					
4-5-0		0-0-0		0-1-0		HOME		1-1-0		0-0-0		3-3-0					
2-7-0		0-1-0		0-0-0		AWAY		0-1-0		1-2-0		1-3-0					
0-1-0		0-0-0		0-0-0		NEUTRAL		0-0-0		0-0-0		0-1-0					
3-5-0		0-1-0		0-0-0		NON-CONFERENCE		0-1-0		0-1-0		3-2-0					
2-1-0		0-0-0		0-0-0		HOME		0-0-0		0-0-0		2-1-0					
1-3-0		0-1-0		0-0-		AWAY		0-1-0		0-1-0		1-0-0					
0-1-0		0-0-0		0-0-0		NEUTRAL		0-0-0		0-0-0		0-1-0					
3-8-0		0-0-0		0-1-0		CONFERENCE		1-1-0		1-1-0		1-5-0					
2-4-0		0-0-0		0-1-0		HOME		1-1-0		0-0-0		1-2-0					
1-4-0		0-0-0		0-0-0		AWAY		0-0-0		1-1-0		0-3-0					
0-0-0		0-0-0		0-0-0		NEUTRAL		0-0-0		0-0-0		0-0-0					
RPI	S	Opponent		Score		RPI	S	Opponent		Score		RPI	S	Opponent		Score	
18	A	Kentucky		0	3	35	H	Buffalo		0	1	58	H	Miami (OH)		0	2
												63	A	Dayton		0	4
												98	H	Ball St.		1	0
												118	A	Western Mich.		1	0
												127	A	Eastern Mich.		1	2
												150	A	Purdue		0	2
												165	H	Kent St.		2	3
												168	N	Butler		2	3
												201	H	Toledo		1	3
												207	A	Central Mich.		0	3
												215	A	Northern Ill.		0	2
												242	H	Detroit		3	1
												244	H	Akron		3	1
												263	H	Xavier		2	3
												264	A	Bowling Green		1	2
												273	A	Wright St.		1	0
												300	H	Eastern Ky.		2	0
<hr/>																	
LAST 10 GAMES																	
165	H	Kent St.		2	3	58	H	Miami (OH)		0	2						
201	H	Toledo		1	3	98	H	Ball St.		1	0						
207	A	Central Mich.		0	3	215	A	Northern Ill.		0	2						
127	A	Eastern Mich.		1	2	118	A	Western Mich.		1	0						
264	A	Bowling Green		1	2	35	H	Buffalo		0	1						

Non-Div. I Games:

Ohio

Average RPI Win: 245		WON-LOST	WINNING	LAST 10	STRENGTH OF		OPP. STRENGTH	TEAM	ADJ	CONF.	ADJ CONF.
Average RPI Loss: 133		RECORD	PCT. RANK	GAMES	SCHEDULE		OF SCHEDULE	RPI	RPI	RPI	RPI
DIV. I ONLY		4-14-2	.25 291	1-8-1	153		159	260	.43631 259	17	17
DIV. I NON-CONF.		3-5-1	.38889 228	0-0-0	102		154	185	.48685 185	16	16
TOTALS		RPI 1-25	RPI 26-50		W-L RECORDS		RPI 51-100		RPI 101-150		RPI 150+
4-14-2	0-0-0	0-4-0		OVERALL		0-2-0		0-2-0		4-6-2	
3-4-2	0-0-0	0-1-0		HOME		0-0-0		0-1-0		3-2-2	
1-8-0	0-0-0	0-2-0		AWAY		0-1-0		0-1-0		1-4-0	
0-2-0	0-0-0	0-1-0		NEUTRAL		0-1-0		0-0-0		0-0-0	
3-5-1	0-0-0	0-3-0		NON-CONFERENCE		0-1-0		0-0-0		3-1-1	
2-1-1	0-0-0	0-0-0		HOME		0-0-0		0-0-0		2-1-1	
1-2-0	0-0-0	0-0-		AWAY		0-0-0		0-0-0		1-0-0	
0-2-0	0-0-0	0-1-0		NEUTRAL		0-1-0		0-0-0		0-0-0	
1-9-1	0-0-0	0-1-0		CONFERENCE		0-1-0		0-2-0		1-5-1	
1-3-1	0-0-0	0-1-0		HOME		0-0-0		0-1-0		1-1-1	
0-6-0	0-0-0	0-0-0		AWAY		0-1-0		0-1-0		0-4-0	
0-0-0	0-0-0	0-0-0		NEUTRAL		0-0-0		0-0-0		0-0-0	
RPI S	Opponent	Score	RPI S	Opponent	Score	RPI S	Opponent	Score	RPI S	Opponent	Score
			28 A	Texas	1 5	80 N	Stephen F. Austin	0 3	122 A	Wyoming	0 4
			31 A	Arizona	0 4	84 A	Colorado Col.	0 3	140 H	New Mexico	0 1
			40 N	Arizona St.	0 5				159 H	UNLV	1 1
			50 H	San Diego St.	1 5				166 A	Boise St.	0 2
									169 A	Utah St.	0 4
									170 H	San Francisco	0 3
									189 H	Denver	1 1
									198 H	St. Mary's (CA)	2 1
									222 H	San Jose St.	2 1
									225 A	Air Force	0 1
									267 H	UC Davis	1 0
									277 A	Colorado St.	0 1
									284 H	Fresno St.	2 3
									291 A	Sacramento St.	1 0
LAST 10 GAMES											
			159 H	UNLV	1 1	140 H	New Mexico	0 1			
			169 A	Utah St.	0 4	50 H	San Diego St.	1 5			
			166 A	Boise St.	0 2	284 H	Fresno St.	2 3			
			84 A	Colorado Col.	0 3	222 H	San Jose St.	2 1			
			225 A	Air Force	0 1	277 A	Colorado St.	0 1			

Non-Div. I Games:

Nevada

Average RPI Win:	296	WON-LOST	WINNING	LAST 10	STRENGTH OF	OPP. STRENGTH	TEAM	ADJ	CONF.	ADJ CONF.	
Average RPI Loss:	173	RECORD	PCT. RANK	GAMES	SCHEDULE	OF SCHEDULE	RPI	RPI	RPI	RPI	
DIV. I ONLY	7-10-2	.42105	215	3-5-1	294	276	262	.43578	260	24	24
DIV. I NON-CONF.	3-5-0	.375	231	0-0-0	314	258	299	.39298	296	30	30
TOTALS	RPI 1-25	RPI 26-50	W-L RECORDS	RPI 51-100	RPI 101-150	RPI 150+					
7-10-2	0-0-0	0-0-0	OVERALL	0-2-1	0-1-0	7-7-1					
2-5-0	0-0-0	0-0-0	HOME	0-2-0	0-0-0	2-3-0					
5-5-2	0-0-0	0-0-0	AWAY	0-0-1	0-1-0	5-4-1					
0-0-0	0-0-0	0-0-0	NEUTRAL	0-0-0	0-0-0	0-0-0					
3-5-0	0-0-0	0-0-0	NON-CONFERENCE	0-1-0	0-1-0	3-3-0					
0-2-0	0-0-0	0-0-0	HOME	0-1-0	0-0-0	0-1-0					
3-3-0	0-0-0	0-0-	AWAY	0-0-0	0-1-0	3-2-0					
0-0-0	0-0-0	0-0-0	NEUTRAL	0-0-0	0-0-0	0-0-0					
4-5-2	0-0-0	0-0-0	CONFERENCE	0-1-1	0-0-0	4-4-1					
2-3-0	0-0-0	0-0-0	HOME	0-1-0	0-0-0	2-2-0					
2-2-2	0-0-0	0-0-0	AWAY	0-0-1	0-0-0	2-2-1					
0-0-0	0-0-0	0-0-0	NEUTRAL	0-0-0	0-0-0	0-0-0					
RPI S	Opponent	Score	RPI S	Opponent	Score	RPI S	Opponent	Score	RPI S	Opponent	Score
						73 H	Troy	0 1	101 A	Mercer	1 2
						81 H	Liberty	1 2	177 H	Jacksonville St.	0 1
						94 A	High Point	0 0	188 H	Coastal Caro.	1 4
									192 A	Campbell	0 1
									192 H	Campbell	0 4
									223 A	Longwood	1 1
									224 A	Elon	0 2
									233 A	Wofford	2 3
									243 H	Radford	2 0
									248 A	Winthrop	3 0
									268 A	UNC Asheville	1 2
									290 A	Presbyterian	2 1
									319 A	VMI	3 1
									321 H	Charleston So.	2 1
									322 A	USC Upstate	1 0
									327 A	Chattanooga	7 2
LAST 10 GAMES											
			192 A	Campbell	0 1	243 H	Radford	2 0			
			268 A	UNC Asheville	1 2	223 A	Longwood	1 1			
			321 H	Charleston So.	2 1	192 H	Campbell	0 4			
			290 A	Presbyterian	2 1	188 H	Coastal Caro.	1 4			
			81 H	Liberty	1 2	94 A	High Point	0 0			

Non-Div. I Games: Brevard 6 1

Gardner-Webb

Average RPI Win:	272	WON-LOST RECORD	WINNING PCT. RANK	LAST 10 GAMES	STRENGTH OF SCHEDULE	OPP. STRENGTH OF SCHEDULE	TEAM RPI	ADJ RPI	CONF. RPI	ADJ CONF. RPI				
DIV. I ONLY		4-10-3	.32353	266	3-7-0	235	190	265	.43485	261	30	30		
DIV. I NON-CONF.		1-5-3	.27778	272	0-2-0	100	61	221	.46862	214	28	27		
<hr/>														
TOTALS	RPI 1-25	RPI 26-50		W-L RECORDS		RPI 51-100		RPI 101-150		RPI 150+				
4-10-3	0-1-0	0-0-0		OVERALL		0-3-1		0-0-0		4-6-2				
2-3-1	0-0-0	0-0-0		HOME		0-1-0		0-0-0		2-2-1				
2-6-1	0-1-0	0-0-0		AWAY		0-2-1		0-0-0		2-3-0				
0-1-1	0-0-0	0-0-0		NEUTRAL		0-0-0		0-0-0		0-1-1				
1-5-3	0-1-0	0-0-0		NON-CONFERENCE		0-3-1		0-0-0		1-1-2				
0-2-1	0-0-0	0-0-0		HOME		0-1-0		0-0-0		0-1-1				
1-3-1	0-1-0	0-0-		AWAY		0-2-1		0-0-0		1-0-0				
0-0-1	0-0-0	0-0-0		NEUTRAL		0-0-0		0-0-0		0-0-1				
3-5-0	0-0-0	0-0-0		CONFERENCE		0-0-0		0-0-0		3-5-0				
2-1-0	0-0-0	0-0-0		HOME		0-0-0		0-0-0		2-1-0				
1-3-0	0-0-0	0-0-0		AWAY		0-0-0		0-0-0		1-3-0				
0-1-0	0-0-0	0-0-0		NEUTRAL		0-0-0		0-0-0		0-1-0				
RPI	S	Opponent	Score		RPI	S	Opponent	Score		RPI	S	Opponent	Score	
14	A	Texas Tech	0	5						152	H	UMKC	1	1
										153	H	Cal Poly	1	2
										189	A	Denver	0	1
										200	A	SMU	2	1
										204	A	South Dakota St.	0	3
										219	N	Missouri St.	2	2
										256	H	North Dakota St.	0	1
										269	N	South Dakota	0	1
										271	H	IUPUI	2	1
										286	A	Western Ill.	2	3
										308	A	Omaha	2	1
										310	H	IPFW	2	0
					LAST 10 GAMES									
					310	H	IPFW	2	0	271	H	IUPUI	2	1
					256	H	North Dakota St.	0	1	90	A	Tulsa	0	3
					269	N	South Dakota	0	1	204	A	South Dakota St.	0	3
					308	A	Omaha	2	1	189	A	Denver	0	1
					286	A	Western Ill.	2	3	54	A	Oklahoma	0	1

Non-Div. I Games:

Oral Roberts

Average RPI Win:		222	WON-LOST RECORD		WINNING PCT. RANK		LAST 10 GAMES		STRENGTH OF SCHEDULE		OPP. STRENGTH OF SCHEDULE		TEAM RPI	ADJ RPI		CONF. RPI	ADJ CONF. RPI	
DIV. I ONLY			4-14-2		.25 291		3-5-2		158		186		266	.43381 262		23	23	
DIV. I NON-CONF.			0-9-0		0 323		0-1-0		85		71		286	.40272 284		22	22	
TOTALS		RPI 1-25		RPI 26-50		W-L RECORDS		RPI 51-100		RPI 101-150		RPI 150+						
4-14-2		0-1-0		0-2-0		OVERALL		1-2-0		0-2-0		3-7-2						
3-5-1		0-1-0		0-0-0		HOME		1-1-0		0-0-0		2-3-1						
1-9-1		0-0-0		0-2-0		AWAY		0-1-0		0-2-0		1-4-1						
0-0-0		0-0-0		0-0-0		NEUTRAL		0-0-0		0-0-0		0-0-0						
0-9-0		0-1-0		0-2-0		NON-CONFERENCE		0-2-0		0-0-0		0-4-0						
0-3-0		0-1-0		0-0-0		HOME		0-1-0		0-0-0		0-1-0						
0-6-0		0-0-0		0-0-		AWAY		0-1-0		0-0-0		0-3-0						
0-0-0		0-0-0		0-0-0		NEUTRAL		0-0-0		0-0-0		0-0-0						
4-5-2		0-0-0		0-0-0		CONFERENCE		1-0-0		0-2-0		3-3-2						
3-2-1		0-0-0		0-0-0		HOME		1-0-0		0-0-0		2-2-1						
1-3-1		0-0-0		0-0-0		AWAY		0-0-0		0-2-0		1-1-1						
0-0-0		0-0-0		0-0-0		NEUTRAL		0-0-0		0-0-0		0-0-0						
RPI	S	Opponent		Score		RPI	S	Opponent		Score		RPI	S	Opponent		Score		
24	H	Washington St.		0	1	31	A	Arizona		0	3	69	H	TCU		0	2	
						32	A	Illinois St.		0	8	70	A	Seattle		1	2	
												99	H	Northern Ariz.		2	1	
														117 A Montana		0	1	
														142 A Portland St.		1	3	
														166 H Boise St.		0	2	
														174 H Idaho St.		2	2	
														179 A Gonzaga		0	5	
														198 A St. Mary's (CA)		0	3	
														202 A Grand Canyon		1	2	
														212 H Northern Colo.		3	2	
														220 A Southern Utah		2	2	
														252 A Eastern Wash.		1	0	
														252 H Eastern Wash.		0	4	
														270 H Weber St.		2	3	
														291 A Sacramento St.		2	4	
														324 H North Dakota		1	0	
LAST 10 GAMES																		
						32	A	Illinois St.		0	8	252	A	Eastern Wash.		1	0	
						142	A	Portland St.		1	3	117	A	Montana		0	1	
						291	A	Sacramento St.		2	4	99	H	Northern Ariz.		2	1	
						174	H	Idaho St.		2	2	220	A	Southern Utah		2	2	
						270	H	Weber St.		2	3	324	H	North Dakota		1	0	

Non-Div. I Games:

Idaho

Average RPI Win: 265		WON-LOST RECORD		WINNING PCT. RANK		LAST 10 GAMES		STRENGTH OF SCHEDULE		OPP. STRENGTH OF SCHEDULE		TEAM RPI		ADJ RPI		CONF. RPI		ADJ CONF. RPI	
DIV. I ONLY		2-13-3		.19444 312		0-8-2		110		141		268		.43372 263		9		9	
DIV. I NON-CONF.		2-5-2		.33333 249		0-0-1		144		207		231		.45764 231		9		9	
TOTALS		RPI 1-25		RPI 26-50		W-L RECORDS		RPI 51-100		RPI 101-150		RPI 150+							
2-13-3		0-2-0		0-1-0		OVERALL		0-4-0		0-1-0		2-5-3							
0-6-1		0-1-0		0-1-0		HOME		0-2-0		0-0-0		0-2-1							
2-6-2		0-1-0		0-0-0		AWAY		0-2-0		0-1-0		2-2-2							
0-1-0		0-0-0		0-0-0		NEUTRAL		0-0-0		0-0-0		0-1-0							
2-5-2		0-1-0		0-0-0		NON-CONFERENCE		0-1-0		0-1-0		2-2-2							
0-1-1		0-1-0		0-0-0		HOME		0-0-0		0-0-0		0-0-1							
2-3-1		0-0-0		0-0-		AWAY		0-1-0		0-1-0		2-1-1							
0-1-0		0-0-0		0-0-0		NEUTRAL		0-0-0		0-0-0		0-1-0							
0-8-1		0-1-0		0-1-0		CONFERENCE		0-3-0		0-0-0		0-3-1							
0-5-0		0-0-0		0-1-0		HOME		0-2-0		0-0-0		0-2-0							
0-3-1		0-1-0		0-0-0		AWAY		0-1-0		0-0-0		0-1-1							
0-0-0		0-0-0		0-0-0		NEUTRAL		0-0-0		0-0-0		0-0-0							
RPI S	Opponent	Score		RPI S	Opponent	Score		RPI S	Opponent	Score		RPI S	Opponent	Score					
12 H	Pepperdine	0	2	44 H	Georgetown	0	1	77 A	Marquette	0	1	132 A	Cincinnati	0	2				
20 A	DePaul	0	1					82 H	St. John's (NY)	0	2	168 H	Butler	1	2				
								95 A	James Madison	1	2	173 H	Morehead St.	0	0				
								97 H	Providence	0	1	175 N	Towson	0	2				
												178 H	Creighton	0	1				
												183 A	Villanova	0	1				
												201 A	Toledo	0	1				
												230 A	Seton Hall	0	0				
												241 A	Northern Ky.	1	1				
												258 A	Ohio	3	2				
												271 A	IUPUI	2	0				
LAST 10 GAMES																			
	178 H	Creighton	0	1		77 A	Marquette	0	1										
	20 A	DePaul	0	1		183 A	Villanova	0	1										
	168 H	Butler	1	2		44 H	Georgetown	0	1										
	97 H	Providence	0	1		82 H	St. John's (NY)	0	2										
	230 A	Seton Hall	0	0		173 H	Morehead St.	0	0										

Non-Div. I Games: Ohio Northern 2 1

Xavier

Average RPI Win: 249		WON-LOST RECORD		WINNING PCT. RANK		LAST 10 GAMES		STRENGTH OF SCHEDULE		OPP. STRENGTH OF SCHEDULE		TEAM RPI		ADJ RPI		CONF. RPI		ADJ CONF. RPI	
DIV. I ONLY		4-13-1		.25 291		3-6-1		144		223		269		.43318 264		15		15	
DIV. I NON-CONF.		1-6-0		.14286 308		0-0-0		195		302		302		.38785 301		15		15	
TOTALS		RPI 1-25		RPI 26-50		W-L RECORDS		RPI 51-100		RPI 101-150		RPI 150+							
4-13-1		0-0-0		0-1-0		OVERALL		0-3-0		0-3-0		4-6-1							
2-6-0		0-0-0		0-0-0		HOME		0-0-0		0-1-0		2-5-0							
2-7-1		0-0-0		0-1-0		AWAY		0-3-0		0-2-0		2-1-1							
0-0-0		0-0-0		0-0-0		NEUTRAL		0-0-0		0-0-0		0-0-0							
1-6-0		0-0-0		0-0-0		NON-CONFERENCE		0-1-0		0-1-0		1-4-0							
0-3-0		0-0-0		0-0-0		HOME		0-0-0		0-0-0		0-3-0							
1-3-0		0-0-0		0-0-		AWAY		0-1-0		0-1-0		1-1-0							
0-0-0		0-0-0		0-0-0		NEUTRAL		0-0-0		0-0-0		0-0-0							
3-7-1		0-0-0		0-1-0		CONFERENCE		0-2-0		0-2-0		3-2-1							
2-3-0		0-0-0		0-0-0		HOME		0-0-0		0-1-0		2-2-0							
1-4-1		0-0-0		0-1-0		AWAY		0-2-0		0-1-0		1-0-1							
0-0-0		0-0-0		0-0-0		NEUTRAL		0-0-0		0-0-0		0-0-0							
RPI S	Opponent	Score		RPI S	Opponent	Score		RPI S	Opponent	Score		RPI S	Opponent	Score					
				35 A	Buffalo	1 3		51 A	Michigan	0 2		118 A	Western Mich.	0 2					
								58 A	Miami (OH)	0 2		127 H	Eastern Mich.	0 3					
								98 A	Ball St.	0 5		138 A	Evansville	0 2					
												165 H	Kent St.	1 0					
												168 A	Butler	0 5					
												173 H	Morehead St.	1 2					
												201 H	Toledo	0 1					
												207 H	Central Mich.	0 1					
												215 A	Northern Ill.	0 0					
												242 H	Detroit	0 3					
												244 A	Akron	1 0					
												250 H	Cleveland St.	1 2					
												258 H	Ohio	2 1					
												329 A	Chicago St.	8 0					
LAST 10 GAMES																			
				127 H	Eastern Mich.	0 3		201 H	Toledo	0 1									
				215 A	Northern Ill.	0 0		207 H	Central Mich.	0 1									
				118 A	Western Mich.	0 2		244 A	Akron	1 0									
				165 H	Kent St.	1 0		35 A	Buffalo	1 3									
				258 H	Ohio	2 1		58 A	Miami (OH)	0 2									

Non-Div. I Games:

Bowling Green



Average RPI Win:	314	WON-LOST RECORD	WINNING PCT. RANK	LAST 10 GAMES	STRENGTH OF SCHEDULE	OPP. STRENGTH OF SCHEDULE	TEAM RPI	ADJ RPI	CONF. RPI	ADJ CONF. RPI		
DIV. I ONLY		5-11-3	.34211	257	0-7-3	251	220	270	.43307	265	11	11
DIV. I NON-CONF.		5-4-0	.55556	135	0-0-0	295	324	242	.44593	242	12	12
<hr/>												
TOTALS	RPI 1-25	RPI 26-50		W-L RECORDS		RPI 51-100		RPI 101-150		RPI 150+		
5-11-3	0-0-0	0-1-0		OVERALL		0-2-0		0-3-2		5-5-1		
4-3-3	0-0-0	0-0-0		HOME		0-0-0		0-1-2		4-2-1		
1-8-0	0-0-0	0-1-0		AWAY		0-2-0		0-2-0		1-3-0		
0-0-0	0-0-0	0-0-0		NEUTRAL		0-0-0		0-0-0		0-0-0		
<hr/>												
5-4-0	0-0-0	0-0-0		NON-CONFERENCE		0-1-0		0-0-0		5-3-0		
4-1-0	0-0-0	0-0-0		HOME		0-0-0		0-0-0		4-1-0		
1-3-0	0-0-0	0-0-		AWAY		0-1-0		0-0-0		1-2-0		
0-0-0	0-0-0	0-0-0		NEUTRAL		0-0-0		0-0-0		0-0-0		
<hr/>												
0-7-3	0-0-0	0-1-0		CONFERENCE		0-1-0		0-3-2		0-2-1		
0-2-3	0-0-0	0-0-0		HOME		0-0-0		0-1-2		0-1-1		
0-5-0	0-0-0	0-1-0		AWAY		0-1-0		0-2-0		0-1-0		
0-0-0	0-0-0	0-0-0		NEUTRAL		0-0-0		0-0-0		0-0-0		
<hr/>												
RPI	S	Opponent	Score	RPI	S	Opponent	Score	RPI	S	Opponent	Score	
				46	A	Rice	0 4	53	A	South Ala.	0 6	
								62	A	North Texas	0 4	
								102	H	Western Ky.	0 2	
								120	A	Charlotte	1 2	
								134	H	Louisiana Tech	0 0	
								146	H	Middle Tenn.	2 2	
								147	A	Old Dominion	0 1	
								151	H	Marshall	1 3	
								194	A	UTSA	0 5	
								210	H	UAB	1 1	
								213	A	Southeastern La.	1 2	
								232	A	Mississippi St.	1 2	
								237	H	Nicholls St.	1 2	
								301	H	Arkansas St.	1 0	
								306	H	Jackson St.	5 0	
								316	H	Southern U.	4 0	
								323	A	Alabama A&M	3 1	
								325	H	Mississippi Val.	8 0	
<hr/>												
LAST 10 GAMES												
				194	A	UTSA	0 5	147	A	Old Dominion	0 1	
				102	H	Western Ky.	0 2	146	H	Middle Tenn.	2 2	
				151	H	Marshall	1 3	210	H	UAB	1 1	
				134	H	Louisiana Tech	0 0	62	A	North Texas	0 4	
				120	A	Charlotte	1 2	46	A	Rice	0 4	

Non-Div. I Games:

Southern Miss.

Average RPI Win:	253	WON-LOST RECORD	WINNING PCT. RANK	LAST 10 GAMES	STRENGTH OF SCHEDULE	OPP. STRENGTH OF SCHEDULE	TEAM RPI	ADJ RPI	CONF. RPI	ADJ CONF. RPI		
DIV. I ONLY		5-9-3	.38235	242	4-5-1	277	207	260	.43251	266	18	18
DIV. I NON-CONF.		3-5-2	.4	217	2-1-0	265	238	260	.42887	263	18	18
<hr/>												
TOTALS	RPI 1-25	RPI 26-50			W-L RECORDS		RPI 51-100		RPI 101-150		RPI 150+	
5-9-3	0-1-0	0-1-0			OVERALL		0-1-0		0-2-0		5-4-3	
4-3-1	0-0-0	0-0-0			HOME		0-1-0		0-0-0		4-2-1	
1-6-2	0-1-0	0-1-0			AWAY		0-0-0		0-2-0		1-2-2	
0-0-0	0-0-0	0-0-0			NEUTRAL		0-0-0		0-0-0		0-0-0	
3-5-2	0-1-0	0-0-0			NON-CONFERENCE		0-1-0		0-1-0		3-2-2	
2-2-0	0-0-0	0-0-0			HOME		0-1-0		0-0-0		2-1-0	
1-3-2	0-1-0	0-0-			AWAY		0-0-0		0-1-0		1-1-2	
0-0-0	0-0-0	0-0-0			NEUTRAL		0-0-0		0-0-0		0-0-0	
2-4-1	0-0-0	0-1-0			CONFERENCE		0-0-0		0-1-0		2-2-1	
2-1-1	0-0-0	0-0-0			HOME		0-0-0		0-0-0		2-1-1	
0-3-0	0-0-0	0-1-0			AWAY		0-0-0		0-1-0		0-1-0	
0-0-0	0-0-0	0-0-0			NEUTRAL		0-0-0		0-0-0		0-0-0	
RPI S	Opponent	Score	RPI S	Opponent	Score	RPI S	Opponent	Score	RPI S	Opponent	Score	
9 A	Wisconsin	0 3	32 A	Illinois St.	1 3	64 H	Iowa	0 1	138 A	Evansville	0 3	
									139 A	UC Riverside	0 3	
									204 H	South Dakota St.	2 1	
									216 A	Green Bay	1 3	
									217 H	Drake	2 2	
									219 H	Missouri St.	0 2	
									219 H	Missouri St.	3 2	
									254 H	Loyola Chicago	2 1	
									269 H	South Dakota	0 2	
									285 A	Indiana St.	0 1	
									286 A	Western Ill.	2 0	
									295 A	Bakersfield	1 1	
									302 H	Ill.-Chicago	3 0	
									324 A	North Dakota	1 1	
<hr/>												
LAST 10 GAMES												
			219 H	Missouri St.	0 2		285 A	Indiana St.	0 1			
			219 H	Missouri St.	3 2		217 H	Drake	2 2			
			138 A	Evansville	0 3		286 A	Western Ill.	2 0			
			254 H	Loyola Chicago	2 1		204 H	South Dakota St.	2 1			
			32 A	Illinois St.	1 3		269 H	South Dakota	0 2			

Non-Div. I Games: St. Ambrose 1 0 Grand View 2 1

UNI

UC Davis

UC Davis						Through Games Of Dec. 7, 2014-Final											
Average RPI Win:		228	WON-LOST RECORD		WINNING PCT. RANK	LAST 10 GAMES	STRENGTH OF SCHEDULE	OPP. STRENGTH OF SCHEDULE	TEAM RPI	ADJ RPI	CONF. RPI	ADJ CONF. RPI					
Average RPI Loss:		149															
DIV. I ONLY			5-11-3	.34211	257	2-5-3	261	174	264	.43156	267	16	16				
DIV. I NON-CONF.			3-7-1	.31818	261	0-1-1	257	220	277	.41473	279	13	13				
TOTALS		RPI 1-25		RPI 26-50		W-L RECORDS		RPI 51-100		RPI 101-150		RPI 150+					
5-11-3		0-0-0		0-2-0		OVERALL		0-1-0		0-1-2		5-7-1					
2-4-3		0-0-0		0-0-0		HOME		0-1-0		0-1-2		2-2-1					
3-6-0		0-0-0		0-2-0		AWAY		0-0-0		0-0-0		3-4-0					
0-1-0		0-0-0		0-0-0		NEUTRAL		0-0-0		0-0-0		0-1-0					
3-7-1		0-0-0		0-2-0		NON-CONFERENCE		0-1-0		0-0-0		3-4-1					
2-2-1		0-0-0		0-0-0		HOME		0-1-0		0-0-0		2-1-1					
1-4-0		0-0-0		0-0-		AWAY		0-0-0		0-0-0		1-2-0					
0-1-0		0-0-0		0-0-0		NEUTRAL		0-0-0		0-0-0		0-1-0					
2-4-2		0-0-0		0-0-0		CONFERENCE		0-0-0		0-1-2		2-3-0					
0-2-2		0-0-0		0-0-0		HOME		0-0-0		0-1-2		0-1-0					
2-2-0		0-0-0		0-0-0		AWAY		0-0-0		0-0-0		2-2-0					
0-0-0		0-0-0		0-0-0		NEUTRAL		0-0-0		0-0-0		0-0-0					
RPI	S	Opponent		Score		RPI	S	Opponent		Score		RPI	S	Opponent		Score	
						49	A	Santa Clara		1	3	75	H	Utah		0	1
						50	A	San Diego St.		0	2						
														</			

UC Davis

Non-Div. I Games:

UC Davis

Average RPI Win: 276		WON-LOST	WINNING	LAST 10	STRENGTH OF		OPP. STRENGTH	TEAM	ADJ	CONF.	ADJ CONF.
Average RPI Loss: 208		RECORD	PCT. RANK	GAMES	SCHEDULE		OF SCHEDULE	RPI	RPI	RPI	RPI
DIV. I ONLY		9-9-1	.5	156	4-6-0		314	315	272	.43084	268
DIV. I NON-CONF.		5-3-0	.625	91	1-0-0		332	329	289	.39842	288
TOTALS		RPI 1-25	RPI 26-50		W-L RECORDS		RPI 51-100		RPI 101-150		RPI 150+
9-9-1	0-0-0	0-0-0		OVERALL		0-2-0		0-0-0		9-7-1	
6-4-0	0-0-0	0-0-0		HOME		0-0-0		0-0-0		6-4-0	
3-5-1	0-0-0	0-0-0		AWAY		0-2-0		0-0-0		3-3-1	
0-0-0	0-0-0	0-0-0		NEUTRAL		0-0-0		0-0-0		0-0-0	
5-3-0	0-0-0	0-0-0		NON-CONFERENCE		0-0-0		0-0-0		5-3-0	
2-3-0	0-0-0	0-0-0		HOME		0-0-0		0-0-0		2-3-0	
3-0-0	0-0-0	0-0-0		AWAY		0-0-0		0-0-0		3-0-0	
0-0-0	0-0-0	0-0-0		NEUTRAL		0-0-0		0-0-0		0-0-0	
4-6-1	0-0-0	0-0-0		CONFERENCE		0-2-0		0-0-0		4-4-1	
4-1-0	0-0-0	0-0-0		HOME		0-0-0		0-0-0		4-1-0	
0-5-1	0-0-0	0-0-0		AWAY		0-2-0		0-0-0		0-3-1	
0-0-0	0-0-0	0-0-0		NEUTRAL		0-0-0		0-0-0		0-0-0	
RPI S	Opponent	Score	RPI S	Opponent	Score	RPI S	Opponent	Score	RPI S	Opponent	Score
						81 A Liberty	0	8	188 A Coastal Caro.	0	2
						94 A High Point	1	2	188 H Coastal Caro.	1	0
									192 H Campbell	1	0
									196 H Belmont	1	2
									223 A Longwood	0	3
									233 H Wofford	2	3
									243 H Radford	1	0
									248 H Winthrop	0	5
									260 H Gardner-Webb	2	1
									287 H Alabama St.	0	1
									290 A Presbyterian	2	2
									300 A Eastern Ky.	2	1
									321 A Charleston So.	2	3
									322 A USC Upstate	1	0
									323 A Alabama A&M	3	2
									327 H Chattanooga	2	1
									330 H South Carolina St.	5	1
LAST 10 GAMES											
						188 A Coastal Caro.	0	2	330 H South Carolina St.	5	1
						260 H Gardner-Webb	2	1	243 H Radford	1	0
						223 A Longwood	0	3	248 H Winthrop	0	5
						188 H Coastal Caro.	1	0	321 A Charleston So.	2	3
						94 A High Point	1	2	81 A Liberty	0	8

Non-Div. I Games: Mars Hill 2 0

UNC Asheville

Average RPI Win:	273	WON-LOST RECORD	WINNING PCT. RANK	LAST 10 GAMES	STRENGTH OF SCHEDULE	OPP. STRENGTH OF SCHEDULE	TEAM RPI	ADJ RPI	CONF. RPI	ADJ CONF. RPI											
Average RPI Loss:	194																				
DIV. I ONLY	7-8-2	.47059	189	4-4-2	313	310	274	.43079	269	30	30										
DIV. I NON-CONF.	5-4-0	.55556	135	2-0-0	260	294	222	.46779	217	28	27										
<hr/>																					
TOTALS	RPI 1-25	RPI 26-50		W-L RECORDS	RPI 51-100		RPI 101-150		RPI 150+												
7-8-2	0-0-0	0-0-0		OVERALL	0-1-0		0-1-0		7-6-2												
2-3-2	0-0-0	0-0-0		HOME	0-0-0		0-1-0		2-2-2												
3-5-0	0-0-0	0-0-0		AWAY	0-1-0		0-0-0		3-4-0												
2-0-0	0-0-0	0-0-0		NEUTRAL	0-0-0		0-0-0		2-0-0												
<hr/>																					
5-4-0	0-0-0	0-0-0		NON-CONFERENCE	0-1-0		0-1-0		5-2-0												
1-2-0	0-0-0	0-0-0		HOME	0-0-0		0-1-0		1-1-0												
3-2-0	0-0-0	0-0-		AWAY	0-1-0		0-0-0		3-1-0												
1-0-0	0-0-0	0-0-0		NEUTRAL	0-0-0		0-0-0		1-0-0												
<hr/>																					
2-4-2	0-0-0	0-0-0		CONFERENCE	0-0-0		0-0-0		2-4-2												
1-1-2	0-0-0	0-0-0		HOME	0-0-0		0-0-0		1-1-2												
0-3-0	0-0-0	0-0-0		AWAY	0-0-0		0-0-0		0-3-0												
1-0-0	0-0-0	0-0-0		NEUTRAL	0-0-0		0-0-0		1-0-0												
<hr/>																					
RPI	S	Opponent	Score	RPI	S	Opponent	Score	RPI	S	Opponent	Score										
								99	A	Northern Ariz.	2	3									
								122	H	Wyoming	1	2									
								178	H	Creighton	1	3									
								189	A	Denver	0	1									
								199	A	UALR	0	1									
								202	A	Grand Canyon	3	1									
								204	H	South Dakota St.	1	3									
								217	A	Drake	1	0									
								256	H	North Dakota St.	2	2									
								261	N	Oral Roberts	1	0									
								266	A	UNI	2	0									
								271	A	IUPUI	1	4									
								286	A	Western Ill.	3	4									
								308	H	Omaha	0	0									
								310	H	IPFW	1	0									
								324	H	North Dakota	5	1									
331	N	Ark.-Pine Bluff	11	0																	
<hr/>																					
				LAST 10 GAMES																	
				286 A Western Ill.				3				4	256 H North Dakota St.				2				2
				271 A IUPUI				1				4	310 H IPFW				1				0
				261 N Oral Roberts				1				0	308 H Omaha				0				0
				204 H South Dakota St.				1				3	217 A Drake				1				0
				189 A Denver				0				1	266 A UNI				2				0

Non-Div. I Games: St. Mary (NE) 4 0 Northern St. 3 0

South Dakota

Average RPI Win:	231	WON-LOST	WINNING	LAST 10	STRENGTH OF	OPP. STRENGTH	TEAM	ADJ	CONF.	ADJ CONF.	
Average RPI Loss:	174	RECORD	PCT. RANK	GAMES	SCHEDULE	OF SCHEDULE	RPI	RPI	RPI	RPI	
DIV. I ONLY	5-12-1	.30556	274	2-7-1	206	239	271	.43039	270	23	23
DIV. I NON-CONF.	3-5-0	.375	231	0-0-0	136	182	206	.47007	213	22	22
<hr/>											
TOTALS	RPI 1-25	RPI 26-50		W-L RECORDS		RPI 51-100		RPI 101-150		RPI 150+	
5-12-1	0-0-0	0-0-0		OVERALL		0-2-1		2-2-0		3-8-0	
3-5-1	0-0-0	0-0-0		HOME		0-1-1		1-0-0		2-4-0	
1-7-0	0-0-0	0-0-0		AWAY		0-1-0		0-2-0		1-4-0	
1-0-0	0-0-0	0-0-0		NEUTRAL		0-0-0		1-0-0		0-0-0	
<hr/>											
3-5-0	0-0-0	0-0-0		NON-CONFERENCE		0-2-0		2-0-0		1-3-0	
2-2-0	0-0-0	0-0-0		HOME		0-1-0		1-0-0		1-1-0	
0-3-0	0-0-0	0-0-		AWAY		0-1-0		0-0-0		0-2-0	
1-0-0	0-0-0	0-0-0		NEUTRAL		0-0-0		1-0-0		0-0-0	
<hr/>											
2-7-1	0-0-0	0-0-0		CONFERENCE		0-0-1		0-2-0		2-5-0	
1-3-1	0-0-0	0-0-0		HOME		0-0-1		0-0-0		1-3-0	
1-4-0	0-0-0	0-0-0		AWAY		0-0-0		0-2-0		1-2-0	
0-0-0	0-0-0	0-0-0		NEUTRAL		0-0-0		0-0-0		0-0-0	
<hr/>											
RPI S	Opponent	Score	RPI S	Opponent	Score	RPI S	Opponent	Score	RPI S	Opponent	Score
						84 A	Colorado Col.	2 5	117 A	Montana	0 1
						86 H	UTEP	1 2	122 H	Wyoming	2 1
						99 H	Northern Ariz.	1 1	140 N	New Mexico	2 1
									142 A	Portland St.	0 1
									163 H	Hawaii	3 4
									167 A	Loyola Marymount	1 3
									174 H	Idaho St.	1 2
									184 A	CSUN	0 4
									212 H	Northern Colo.	1 3
									220 H	Southern Utah	1 2
						252 A	Eastern Wash.	1 5	262 A	Idaho	3 2
						291 A	Sacramento St.	0 2	308 H	Omaha	3 1
						324 H	North Dakota	3 0			
						LAST 10 GAMES					
						174 H	Idaho St.	1 2	291 A	Sacramento St.	0 2
						220 H	Southern Utah	1 2	324 H	North Dakota	3 0
						99 H	Northern Ariz.	1 1	212 H	Northern Colo.	1 3
						262 A	Idaho	3 2	252 A	Eastern Wash.	1 5
						142 A	Portland St.	0 1	117 A	Montana	0 1

Non-Div. I Games: Westminster (UT) 0 1

Weber St.

Average RPI Win: 256		WON-LOST RECORD	WINNING PCT. RANK		LAST 10 GAMES	STRENGTH OF SCHEDULE	OPP. STRENGTH OF SCHEDULE	TEAM RPI	ADJ RPI		CONF. RPI	ADJ CONF. RPI			
Average RPI Loss: 229															
DIV. I ONLY		7-10-3	.425	211	5-4-1	291	301	263	.43024	271	30	30			
DIV. I NON-CONF.		2-6-3	.31818	261	0-0-1	229	283	272	.41694	276	28	27			
<hr/>															
TOTALS		RPI 1-25		RPI 26-50		W-L RECORDS		RPI 51-100		RPI 101-150		RPI 150+			
7-10-3		0-0-0		0-0-0		OVERALL		0-0-1		1-0-1		6-10-1			
5-2-2		0-0-0		0-0-0		HOME		0-0-0		1-0-1		4-2-1			
2-8-1		0-0-0		0-0-0		AWAY		0-0-1		0-0-0		2-8-0			
0-0-0		0-0-0		0-0-0		NEUTRAL		0-0-0		0-0-0		0-0-0			
2-6-3		0-0-0		0-0-0		NON-CONFERENCE		0-0-1		1-0-1		1-6-1			
1-2-2		0-0-0		0-0-0		HOME		0-0-0		1-0-1		0-2-1			
1-4-1		0-0-0		0-0-		AWAY		0-0-1		0-0-0		1-4-0			
0-0-0		0-0-0		0-0-0		NEUTRAL		0-0-0		0-0-0		0-0-0			
5-4-0		0-0-0		0-0-0		CONFERENCE		0-0-0		0-0-0		5-4-0			
4-0-0		0-0-0		0-0-0		HOME		0-0-0		0-0-0		4-0-0			
1-4-0		0-0-0		0-0-0		AWAY		0-0-0		0-0-0		1-4-0			
0-0-0		0-0-0		0-0-0		NEUTRAL		0-0-0		0-0-0		0-0-0			
RPI	S	Opponent	Score	RPI	S	Opponent	Score	RPI	S	Opponent	Score				
								88	A	Valparaiso	0	0			
								123	H	SIUE	2	1			
								138	H	Evansville	0	0			
								168	A	Butler	1	2			
								187	A	Murray St.	1	3			
								189	A	Denver	0	1			
								189	H	Denver	2	0			
								204	A	South Dakota St.	1	2			
								216	A	Green Bay	1	3			
								241	H	Northern Ky.	0	1			
								256	A	North Dakota St.	0	1			
								261	A	Oral Roberts	1	2			
								263	H	Xavier	0	2			
								269	H	South Dakota	4	1			
								285	H	Indiana St.	3	3			
								286	H	Western Ill.	2	1			
								302	A	Ill.-Chicago	0	2			
								308	H	Omaha	2	0			
								309	A	Eastern Ill.	3	2			
								310	A	IPFW	3	1			
LAST 10 GAMES															
						189	A	Denver	0	1	310	A	IPFW	3	1
						308	H	Omaha	2	0	189	H	Denver	2	0
						269	H	South Dakota	4	1	256	A	North Dakota St.	0	1
						286	H	Western Ill.	2	1	204	A	South Dakota St.	1	2
						261	A	Oral Roberts	1	2	285	H	Indiana St.	3	3

Non-Div. I Games:

IUPUI

Average RPI Win: 248		WON-LOST	WINNING	LAST 10	STRENGTH OF		OPP. STRENGTH	TEAM	ADJ	CONF.	ADJ CONF.
Average RPI Loss: 159		RECORD	PCT. RANK	GAMES	SCHEDULE		OF SCHEDULE	RPI	RPI	RPI	RPI
DIV. I ONLY		5-12-1	.30556	274	4-5-1		204	234	267	.42956	272
DIV. I NON-CONF.		2-8-0	.2	291	1-1-0		200	204	283	.40399	283
TOTALS		RPI 1-25	RPI 26-50		W-L RECORDS		RPI 51-100		RPI 101-150		RPI 150+
5-12-1	0-0-0	0-2-0		OVERALL		0-3-0		1-0-0		4-7-1	
3-7-0	0-0-0	0-2-0		HOME		0-1-0		1-0-0		2-4-0	
2-4-1	0-0-0	0-0-0		AWAY		0-1-0		0-0-0		2-3-1	
0-1-0	0-0-0	0-0-0		NEUTRAL		0-1-0		0-0-0		0-0-0	
2-8-0	0-0-0	0-1-0		NON-CONFERENCE		0-3-0		0-0-0		2-4-0	
1-4-0	0-0-0	0-1-0		HOME		0-1-0		0-0-0		1-2-0	
1-3-0	0-0-0	0-0-		AWAY		0-1-0		0-0-0		1-2-0	
0-1-0	0-0-0	0-0-0		NEUTRAL		0-1-0		0-0-0		0-0-0	
3-4-1	0-0-0	0-1-0		CONFERENCE		0-0-0		1-0-0		2-3-1	
2-3-0	0-0-0	0-1-0		HOME		0-0-0		1-0-0		1-2-0	
1-1-1	0-0-0	0-0-0		AWAY		0-0-0		0-0-0		1-1-1	
0-0-0	0-0-0	0-0-0		NEUTRAL		0-0-0		0-0-0		0-0-0	
RPI S	Opponent	Score	RPI S	Opponent	Score	RPI S	Opponent	Score	RPI S	Opponent	Score
			33 H	FGCU	0 3	53 A	South Ala.	0 1	141 H	Kennesaw St.	1 0
			45 H	Boston College	0 5	73 N	Troy	0 1	160 H	Jacksonville	0 3
						94 H	High Point	3 4	162 H	FIU	0 3
									186 A	Lipscomb	0 0
									194 A	Georgia St.	0 1
									231 H	Davidson	2 1
									241 A	Northern Ky.	2 1
									241 H	Northern Ky.	0 2
									255 H	Lafayette	0 1
									276 A	Stetson	1 2
									305 A	Citadel	2 1
									321 A	Charleston So.	0 1
									322 H	USC Upstate	2 0
LAST 10 GAMES											
			241 H	Northern Ky.	0 2	241 A	Northern Ky.	2 1			
			160 H	Jacksonville	0 3	186 A	Lipscomb	0 0			
			276 A	Stetson	1 2	231 H	Davidson	2 1			
			141 H	Kennesaw St.	1 0	33 H	FGCU	0 3			
			322 H	USC Upstate	2 0	73 N	Troy	0 1			

Non-Div. I Games:

North Florida



Average RPI Win:	252	WON-LOST RECORD	WINNING PCT. RANK	LAST 10 GAMES	STRENGTH OF SCHEDULE	OPP. STRENGTH OF SCHEDULE	TEAM RPI	ADJ RPI	CONF. RPI	ADJ CONF. RPI						
DIV. I ONLY		6-10-1	.38235 242	5-4-1	285	249	273	.42952 273	27	27						
DIV. I NON-CONF.		3-6-0	.33333 249	2-0-0	273	173	276	.41658 277	26	26						
<hr/>																
TOTALS	RPI 1-25		RPI 26-50	W-L RECORDS		RPI 51-100		RPI 101-150		RPI 150+						
6-10-1	0-0-0		0-0-0	OVERALL		0-2-0		0-3-0		6-5-1						
5-4-0	0-0-0		0-0-0	HOME		0-1-0		0-1-0		5-2-0						
1-5-1	0-0-0		0-0-0	AWAY		0-1-0		0-2-0		1-2-1						
0-1-0	0-0-0		0-0-0	NEUTRAL		0-0-0		0-0-0		0-1-0						
<hr/>																
3-6-0	0-0-0		0-0-0	NON-CONFERENCE		0-1-0		0-3-0		3-2-0						
3-2-0	0-0-0		0-0-0	HOME		0-0-0		0-1-0		3-1-0						
0-3-0	0-0-0		0-0-	AWAY		0-1-0		0-2-0		0-0-0						
0-1-0	0-0-0		0-0-0	NEUTRAL		0-0-0		0-0-0		0-1-0						
<hr/>																
3-4-1	0-0-0		0-0-0	CONFERENCE		0-1-0		0-0-0		3-3-1						
2-2-0	0-0-0		0-0-0	HOME		0-1-0		0-0-0		2-1-0						
1-2-1	0-0-0		0-0-0	AWAY		0-0-0		0-0-0		1-2-1						
0-0-0	0-0-0		0-0-0	NEUTRAL		0-0-0		0-0-0		0-0-0						
<hr/>																
RPI S	Opponent	Score	RPI S	Opponent	Score	RPI S	Opponent	Score	RPI S	Opponent	Score					
						88 H	Valparaiso	1 2	105 H	Louisville	1 2					
						99 A	Northern Ariz.	0 1	110 A	Wake Forest	0 1					
									118 A	Western Mich.	0 1					
									173 H	Morehead St.	1 0					
									197 A	Milwaukee	1 0					
									216 H	Green Bay	0 1					
									220 N	Southern Utah	0 1					
									242 H	Detroit	2 0					
									250 A	Cleveland St.	0 1					
									251 A	Oakland	0 3					
									258 H	Ohio	0 1					
									293 H	Saint Francis (PA)	2 1					
									294 A	Youngstown St.	1 1					
									302 H	Ill.-Chicago	2 0					
									304 H	Tennessee Tech	5 0					
						<hr/>										
									LAST 10 GAMES							
									251 A Oakland			0 3	216 H Green Bay			0 1
			302 H Ill.-Chicago			2 0	242 H Detroit			2 0						
			88 H Valparaiso			1 2	294 A Youngstown St.			1 1						
			197 A Milwaukee			1 0	173 H Morehead St.			1 0						
			250 A Cleveland St.			0 1	304 H Tennessee Tech			5 0						

Non-Div. I Games:

Wright St.

Average RPI Win: 314		WON-LOST	WINNING	LAST 10	STRENGTH OF		OPP. STRENGTH	TEAM	ADJ	CONF.	ADJ CONF.
Average RPI Loss: 211		RECORD	PCT. RANK	GAMES	SCHEDULE		OF SCHEDULE	RPI	RPI	RPI	RPI
DIV. I ONLY		11-8-1	.575	107	6-3-0		319	323	259	.42853	274
DIV. I NON-CONF.		1-6-0	.14286	308	0-1-0		243	244	310	.36791	313
TOTALS		RPI 1-25	RPI 26-50		W-L RECORDS		RPI 51-100		RPI 101-150		RPI 150+
11-8-1	0-1-0	0-0-0		OVERALL		0-0-0		0-1-0		11-6-1	
4-3-1	0-0-0	0-0-0		HOME		0-0-0		0-0-0		4-3-1	
5-4-0	0-1-0	0-0-0		AWAY		0-0-0		0-1-0		5-2-0	
2-1-0	0-0-0	0-0-0		NEUTRAL		0-0-0		0-0-0		2-1-0	
1-6-0	0-1-0	0-0-0		NON-CONFERENCE		0-0-0		0-1-0		1-4-0	
1-2-0	0-0-0	0-0-0		HOME		0-0-0		0-0-0		1-2-0	
0-4-0	0-1-0	0-0-		AWAY		0-0-0		0-1-0		0-2-0	
0-0-0	0-0-0	0-0-0		NEUTRAL		0-0-0		0-0-0		0-0-0	
10-2-1	0-0-0	0-0-0		CONFERENCE		0-0-0		0-0-0		10-2-1	
3-1-1	0-0-0	0-0-0		HOME		0-0-0		0-0-0		3-1-1	
5-0-0	0-0-0	0-0-0		AWAY		0-0-0		0-0-0		5-0-0	
2-1-0	0-0-0	0-0-0		NEUTRAL		0-0-0		0-0-0		2-1-0	
RPI S	Opponent	Score		RPI S	Opponent	Score		RPI S	Opponent	Score	
14 A	Texas Tech	0	8					115 A	Texas St.	0	2
								158 A	Sam Houston St.	1	2
								257 A	McNeese St.	0	1
								279 H	Northwestern St.	0	4
								283 H	Howard	0	1
								283 N	Howard	1	2
								287 H	Alabama St.	5	1
								287 N	Alabama St.	2	0
								299 H	Tex.-Pan American	1	3
								306 H	Jackson St.	3	2
								312 H	Incarnate Word	2	1
								314 A	Texas Southern	3	0
								316 H	Southern U.	2	0
								316 N	Southern U.	2	0
								323 H	Alabama A&M	2	2
								325 A	Mississippi Val.	4	3
								328 A	Grambling	1	0
								331 A	Ark.-Pine Bluff	7	0
								332 A	Alcorn	9	0
LAST 10 GAMES											
14 A	Texas Tech	0	8	306 H	Jackson St.	3	2				
283 N	Howard	1	2	316 H	Southern U.	2	0				
287 N	Alabama St.	2	0	283 H	Howard	0	1				
316 N	Southern U.	2	0	325 A	Mississippi Val.	4	3				
314 A	Texas Southern	3	0	332 A	Alcorn	9	0				

Non-Div. I Games: St. Thomas (TX) 0 1

Prairie View

I  
o  
n  
a

Iona					Through Games Of Dec. 7, 2014-Final							
Average RPI Win: 273 Average RPI Loss: 193		WON-LOST RECORD	WINNING PCT. RANK	LAST 10 GAMES	STRENGTH OF SCHEDULE	OPP. STRENGTH OF SCHEDULE	TEAM RPI	ADJ RPI		CONF. RPI	ADJ CONF. RPI	
DIV. I ONLY		6-10-3	.39474	230	2-5-3	289	305	276	.42463	275	26	26
DIV. I NON-CONF.		4-5-0	.44444	196	0-0-0	285	308	266	.42567	267	27	28
TOTALS		RPI 1-25	RPI 26-50		W-L RECORDS	RPI 51-100		RPI 101-150		RPI 150+		
6-10-3	0-0-0	0-0-0		OVERALL		0-1-1		0-3-0		6-6-2		
3-4-2	0-0-0	0-0-0		HOME		0-1-1		0-1-0		3-2-1		
3-6-1	0-0-0	0-0-0		AWAY		0-0-0		0-2-0		3-4-1		
0-0-0	0-0-0	0-0-0		NEUTRAL		0-0-0		0-0-0		0-0-0		
4-5-0	0-0-0	0-0-0		NON-CONFERENCE		0-0-0		0-1-0		4-4-0		
2-2-0	0-0-0	0-0-0		HOME		0-0-0		0-0-0		2-2-0		
2-3-0	0-0-0	0-0-		AWAY		0-0-0		0-1-0		2-2-0		
0-0-0	0-0-0	0-0-0		NEUTRAL		0-0-0		0-0-0		0-0-0		
2-5-3	0-0-0	0-0-0		CONFERENCE		0-1-1		0-2-0		2-2-2		
1-2-2	0-0-0	0-0-0		HOME		0-1-1		0-1-0		1-0-1		
1-3-1	0-0-0	0-0-0		AWAY		0-0-0		0-1-0		1-2-1		
0-0-0	0-0-0	0-0-0		NEUTRAL		0-0-0		0-0-0		0-0-0		
RPI S	Opponent	Score	RPI S	Opponent	Score	RPI S	Opponent	Score	RPI S	Opponent	Score	
						76 H Fairfield	0	3	111 A Monmouth	0	2	
						100 H Niagara	2	2	112 H Rider	0	2	
									129 A Hartford	1	5	
									214 H Fordham	0	1	
									218 H Manhattan	1	0	
									221 A Wagner	0	1	
									228 A Albany (NY)	4	2	
									229 A Siena	1	2	
									236 H Sacred Heart	1	0	
									239 A Binghamton	0	5	
									292 H Bryant	1	2	
									296 H Marist	1	1	
									307 A Canisius	0	1	
									311 A LIU Brooklyn	3	0	
									313 A Quinnipiac	1	1	
									318 H NJIT	2	1	
									326 A Saint Peter's	7	1	
LAST 10 GAMES												
						76 H Fairfield	0	3	296 H Marist	1	1	
						111 A Monmouth	0	2	112 H Rider	0	2	
						100 H Niagara	2	2	218 H Manhattan	1	0	
						326 A Saint Peter's	7	1	229 A Siena	1	2	
						307 A Canisius	0	1	313 A Quinnipiac	1	1	

I  
o  
n  
a

Non-Div. I Games:

Iona

Average RPI Win: 311		WON-LOST	WINNING	LAST 10	STRENGTH OF		OPP. STRENGTH	TEAM	ADJ	CONF.	ADJ CONF.
Average RPI Loss: 120		RECORD	PCT. RANK	GAMES	SCHEDULE		OF SCHEDULE	RPI	RPI	RPI	RPI
DIV. I ONLY		4-11-1	.28125	285	4-6-0		226	165	277	.42456	276
DIV. I NON-CONF.		2-6-1	.27778	272	2-1-0		214	124	265	.42593	266
TOTALS		RPI 1-25	RPI 26-50		W-L RECORDS		RPI 51-100		RPI 101-150		RPI 150+
4-11-1	0-1-0	0-1-0		OVERALL		0-2-0		0-2-0		4-5-1	
3-5-0	0-0-0	0-0-0		HOME		0-2-0		0-1-0		3-2-0	
1-6-1	0-1-0	0-1-0		AWAY		0-0-0		0-1-0		1-3-1	
0-0-0	0-0-0	0-0-0		NEUTRAL		0-0-0		0-0-0		0-0-0	
2-6-1	0-1-0	0-0-0		NON-CONFERENCE		0-2-0		0-1-0		2-2-1	
2-3-0	0-0-0	0-0-0		HOME		0-2-0		0-1-0		2-0-0	
0-3-1	0-1-0	0-0-		AWAY		0-0-0		0-0-0		0-2-1	
0-0-0	0-0-0	0-0-0		NEUTRAL		0-0-0		0-0-0		0-0-0	
2-5-0	0-0-0	0-1-0		CONFERENCE		0-0-0		0-1-0		2-3-0	
1-2-0	0-0-0	0-0-0		HOME		0-0-0		0-0-0		1-2-0	
1-3-0	0-0-0	0-1-0		AWAY		0-0-0		0-1-0		1-1-0	
0-0-0	0-0-0	0-0-0		NEUTRAL		0-0-0		0-0-0		0-0-0	
RPI S	Opponent	Score		RPI S	Opponent	Score		RPI S	Opponent	Score	
1 A	Florida St.	0	7	33 A	FGCU	0	1	52 H	Minnesota	0	10
								65 H	Navy	1	3
								125 H	Bucknell	0	1
								141 A	Kennesaw St.	1	2
								157 A	Miami (FL)	0	3
								160 A	Jacksonville	1	2
								162 A	FIU	0	2
								172 A	Fla. Atlantic	2	2
								186 H	Lipscomb	2	4
								241 H	Northern Ky.	3	4
								272 H	North Florida	2	1
								321 H	Charleston So.	1	0
								322 A	USC Upstate	3	2
								330 H	South Carolina St.	5	0
LAST 10 GAMES											
33 A	FGCU	0	1	322 A	USC Upstate	3	2				
330 H	South Carolina St.	5	0	141 A	Kennesaw St.	1	2				
272 H	North Florida	2	1	160 A	Jacksonville	1	2				
241 H	Northern Ky.	3	4	321 H	Charleston So.	1	0				
186 H	Lipscomb	2	4	162 A	FIU	0	2				

Non-Div. I Games: Wingate 3 2 Saint Leo 0 2

Stetson

Average RPI Win:	237	WON-LOST	WINNING	LAST 10	STRENGTH OF	OPP. STRENGTH	TEAM	ADJ	CONF.	ADJ CONF.	
Average RPI Loss:	147	RECORD	PCT. RANK	GAMES	SCHEDULE	OF SCHEDULE	RPI	RPI	RPI	RPI	
DIV. I ONLY	4-15-0	.21053	307	2-8-0	155	182	279	.42455	277	17	17
DIV. I NON-CONF.	2-6-0	.25	277	0-0-0	116	195	243	.44513	243	16	16
<hr/>											
TOTALS	RPI 1-25	RPI 26-50		W-L RECORDS	RPI 51-100		RPI 101-150		RPI 150+		
4-15-0	0-0-0	0-2-0		OVERALL	0-2-0		0-4-0		4-7-0		
4-6-0	0-0-0	0-1-0		HOME	0-2-0		0-1-0		4-2-0		
0-8-0	0-0-0	0-1-0		AWAY	0-0-0		0-3-0		0-4-0		
0-1-0	0-0-0	0-0-0		NEUTRAL	0-0-0		0-0-0		0-1-0		
<hr/>											
2-6-0	0-0-0	0-1-0		NON-CONFERENCE	0-1-0		0-2-0		2-2-0		
2-3-0	0-0-0	0-0-0		HOME	0-1-0		0-1-0		2-1-0		
0-2-0	0-0-0	0-0-		AWAY	0-0-0		0-1-0		0-0-0		
0-1-0	0-0-0	0-0-0		NEUTRAL	0-0-0		0-0-0		0-1-0		
<hr/>											
2-9-0	0-0-0	0-1-0		CONFERENCE	0-1-0		0-2-0		2-5-0		
2-3-0	0-0-0	0-1-0		HOME	0-1-0		0-0-0		2-1-0		
0-6-0	0-0-0	0-0-0		AWAY	0-0-0		0-2-0		0-4-0		
0-0-0	0-0-0	0-0-0		NEUTRAL	0-0-0		0-0-0		0-0-0		
<hr/>											
RPI S	Opponent	Score	RPI S	Opponent	Score	RPI S	Opponent	Score	RPI S	Opponent	Score
			36 A	Colorado	0 2	64 H	Iowa	0 4	117 A	Montana	0 2
			50 H	San Diego St.	0 1	84 H	Colorado Col.	2 3	122 A	Wyoming	1 4
									140 A	New Mexico	0 1
									142 H	Portland St.	0 3
									159 H	UNLV	0 1
									166 A	Boise St.	1 4
									169 A	Utah St.	0 1
									200 H	SMU	0 1
									212 H	Northern Colo.	1 0
									222 A	San Jose St.	0 3
			LAST 10 GAMES								
			122 A	Wyoming	1 4	84 H	Colorado Col.	2 3			
			50 H	San Diego St.	0 1	225 H	Air Force	1 0			
			140 A	New Mexico	0 1	169 A	Utah St.	0 1			
			284 A	Fresno St.	2 4	166 A	Boise St.	1 4			
			222 A	San Jose St.	0 3	259 H	Nevada	1 0			

Non-Div. I Games:

Colorado St.

Average RPI Win:		264	WON-LOST RECORD		WINNING PCT. RANK		LAST 10 GAMES		STRENGTH OF SCHEDULE		OPP. STRENGTH OF SCHEDULE		TEAM RPI		ADJ RPI		CONF. RPI		ADJ CONF. RPI	
DIV. I ONLY			5-13-1		.28947 283		1-8-1		212		222		275		.42401 278		21		20	
DIV. I NON-CONF.			3-8-0		.27273 276		0-3-0		182		222		262		.42772 264		20		20	
TOTALS		RPI 1-25		RPI 26-50		W-L RECORDS		RPI 51-100		RPI 101-150		RPI 150+								
5-13-1		0-0-0		0-2-0		OVERALL		0-1-0		0-5-0		5-5-1								
3-5-1		0-0-0		0-0-0		HOME		0-1-0		0-1-0		3-3-1								
2-7-0		0-0-0		0-2-0		AWAY		0-0-0		0-3-0		2-2-0								
0-1-0		0-0-0		0-0-0		NEUTRAL		0-0-0		0-1-0		0-0-0								
3-8-0		0-0-0		0-2-0		NON-CONFERENCE		0-1-0		0-3-0		3-2-0								
2-3-0		0-0-0		0-0-0		HOME		0-1-0		0-1-0		2-1-0								
1-4-0		0-0-0		0-0-		AWAY		0-0-0		0-1-0		1-1-0								
0-1-0		0-0-0		0-0-0		NEUTRAL		0-0-0		0-1-0		0-0-0								
2-5-1		0-0-0		0-0-0		CONFERENCE		0-0-0		0-2-0		2-3-1								
1-2-1		0-0-0		0-0-0		HOME		0-0-0		0-0-0		1-2-1								
1-3-0		0-0-0		0-0-0		AWAY		0-0-0		0-2-0		1-1-0								
0-0-0		0-0-0		0-0-0		NEUTRAL		0-0-0		0-0-0		0-0-0								
RPI	S	Opponent		Score		RPI	S	Opponent		Score		RPI	S	Opponent		Score				
				27	A	Northeastern	0	3	92	H	Dartmouth	1	2	108	A	Yale	1	3		
				39	A	Colgate	0	2						128	H	Holy Cross	0	2		
														129	A	Hartford	1	5		
														133	N	Syracuse	0	4		
														144	A	UMBC	1	3		
														164	H	New Hampshire	0	2		
														228	H	Albany (NY)	2	2		
														229	H	Siena	2	0		
														234	H	Stony Brook	3	1		
														235	H	Maine	0	1		
														239	A	Binghamton	0	4		
														246	H	St. Bonaventure	1	0		
														255	A	Lafayette	0	1		
														289	A	Vermont	1	0		
														296	H	Marist	1	2		
														320	A	Delaware St.	2	1		
				LAST 10 GAMES																
				296	H	Marist	1	2	144	A	UMBC	1	3							
				92	H	Dartmouth	1	2	289	A	Vermont	1	0							
				108	A	Yale	1	3	228	H	Albany (NY)	2	2							
				164	H	New Hampshire	0	2	239	A	Binghamton	0	4							
				235	H	Maine	0	1	129	A	Hartford	1	5							

**Non-Div. I Games:**

UMass Lowell

Average RPI Win:	282	WON-LOST RECORD	WINNING PCT. RANK	LAST 10 GAMES	STRENGTH OF SCHEDULE	OPP. STRENGTH OF SCHEDULE	TEAM RPI	ADJ RPI	CONF. RPI	ADJ CONF. RPI			
DIV. I ONLY		5-12-1	.30556	274	3-6-1	238	265	280	.42358	279	25	25	
DIV. I NON-CONF.		2-5-0	.28571	270	0-0-0	186	250	263	.43136	260	24	24	
<hr/>													
TOTALS	RPI 1-25	RPI 26-50		W-L RECORDS		RPI 51-100		RPI 101-150		RPI 150+			
5-12-1	0-0-0	0-0-0		OVERALL		0-2-0		0-2-1		5-8-0			
3-4-1	0-0-0	0-0-0		HOME		0-1-0		0-0-1		3-3-0			
2-8-0	0-0-0	0-0-0		AWAY		0-1-0		0-2-0		2-5-0			
0-0-0	0-0-0	0-0-0		NEUTRAL		0-0-0		0-0-0		0-0-0			
2-5-0	0-0-0	0-0-0		NON-CONFERENCE		0-1-0		0-2-0		2-2-0			
1-2-0	0-0-0	0-0-0		HOME		0-0-0		0-0-0		1-2-0			
1-3-0	0-0-0	0-0-		AWAY		0-1-0		0-2-0		1-0-0			
0-0-0	0-0-0	0-0-0		NEUTRAL		0-0-0		0-0-0		0-0-0			
3-7-1	0-0-0	0-0-0		CONFERENCE		0-1-0		0-0-1		3-6-0			
2-2-1	0-0-0	0-0-0		HOME		0-1-0		0-0-1		2-1-0			
1-5-0	0-0-0	0-0-0		AWAY		0-0-0		0-0-0		1-5-0			
0-0-0	0-0-0	0-0-0		NEUTRAL		0-0-0		0-0-0		0-0-0			
RPI	S	Opponent	Score	RPI	S	Opponent	Score	RPI	S	Opponent	Score		
						72 A	Baylor	0	5	115 A	Texas St.	0	3
						80 H	Stephen F. Austin	0	4	124 H	Houston Baptist	1	1
										137 A	LSU	2	6
										158 A	Sam Houston St.	1	4
										199 H	UALR	0	1
										209 A	Abilene Christian	0	3
										213 H	Southeastern La.	2	3
										237 A	Nicholls St.	2	1
										240 H	La.-Monroe	0	3
										249 A	Lamar	1	4
										257 A	McNeese St.	1	2
										274 A	Prairie View	4	0
										280 H	A&M-Corpus Christi	2	0
										281 A	Central Ark.	0	2
										306 H	Jackson St.	6	0
										312 H	Incarnate Word	1	0
<hr/>													
LAST 10 GAMES													
						280 H	A&M-Corpus Christi	2	0	209 A	Abilene Christian	0	3
						312 H	Incarnate Word	1	0	158 A	Sam Houston St.	1	4
						213 H	Southeastern La.	2	3	281 A	Central Ark.	0	2
						237 A	Nicholls St.	2	1	124 H	Houston Baptist	1	1
						257 A	McNeese St.	1	2	80 H	Stephen F. Austin	0	4

Non-Div. I Games: Louisiana Col. 9 1

Northwestern St.

Average RPI Win: 263		WON-LOST	WINNING	LAST 10	STRENGTH OF	OPP. STRENGTH	TEAM	ADJ	CONF.	ADJ CONF.		
Average RPI Loss: 166		RECORD	PCT. RANK	GAMES	SCHEDULE	OF SCHEDULE	RPI	RPI	RPI	RPI		
DIV. I ONLY		4-9-3	.34375	256	3-6-1	286	217	281	.42336	280	25	25
DIV. I NON-CONF.		1-2-2	.4	217	0-0-0	282	125	256	.43553	255	24	24
<hr/>												
TOTALS		RPI 1-25		RPI 26-50		W-L RECORDS		RPI 51-100		RPI 101-150		RPI 150+
4-9-3		0-0-0		0-1-0		OVERALL		0-1-0		0-2-0		4-5-3
3-3-1		0-0-0		0-1-0		HOME		0-0-0		0-1-0		3-1-1
1-6-2		0-0-0		0-0-0		AWAY		0-1-0		0-1-0		1-4-2
0-0-0		0-0-0		0-0-0		NEUTRAL		0-0-0		0-0-0		0-0-0
1-2-2		0-0-0		0-1-0		NON-CONFERENCE		0-0-0		0-1-0		1-0-2
0-1-1		0-0-0		0-1-0		HOME		0-0-0		0-0-0		0-0-1
1-1-1		0-0-0		0-0-		AWAY		0-0-0		0-1-0		1-0-1
0-0-0		0-0-0		0-0-0		NEUTRAL		0-0-0		0-0-0		0-0-0
3-7-1		0-0-0		0-0-0		CONFERENCE		0-1-0		0-1-0		3-5-1
3-2-0		0-0-0		0-0-0		HOME		0-0-0		0-1-0		3-1-0
0-5-1		0-0-0		0-0-0		AWAY		0-1-0		0-0-0		0-4-1
0-0-0		0-0-0		0-0-0		NEUTRAL		0-0-0		0-0-0		0-0-0
RPI S	Opponent	Score	RPI S	Opponent	Score	RPI S	Opponent	Score	RPI S	Opponent	Score	
			28 H	Texas	0 6	80 A	Stephen F. Austin	0 1	115 A	Texas St.	0 2	
									124 H	Houston Baptist	1 2	
									158 H	Sam Houston St.	1 2	
									194 H	UTSA	0 0	
									209 H	Abilene Christian	2 1	
									213 A	Southeastern La.	1 3	
									237 A	Nicholls St.	0 1	
									238 A	Houston	0 0	
									249 H	Lamar	4 0	
									257 A	McNeese St.	0 1	
									279 A	Northwestern St.	0 2	
									281 H	Central Ark.	2 0	
									312 A	Incarinate Word	1 1	
									314 A	Texas Southern	3 0	
LAST 10 GAMES												
			279 A	Northwestern St.	0 2	249 H	Lamar	4 0				
			80 A	Stephen F. Austin	0 1	312 A	Incarinate Word	1 1				
			124 H	Houston Baptist	1 2	257 A	McNeese St.	0 1				
			158 H	Sam Houston St.	1 2	281 H	Central Ark.	2 0				
			209 H	Abilene Christian	2 1	237 A	Nicholls St.	0 1				

Non-Div. I Games:

A&amp;M-Corpus Christi



Average RPI Win:	255	WON-LOST	WINNING	LAST 10	STRENGTH OF	OPP. STRENGTH	TEAM	ADJ	CONF.	ADJ CONF.	
Average RPI Loss:	191	RECORD	PCT. RANK	GAMES	SCHEDULE	OF SCHEDULE	RPI	RPI	RPI	RPI	
DIV. I ONLY	5-12-2	.31579	269	1-8-1	258	259	282	.42268	281	25	25
DIV. I NON-CONF.	4-3-1	.5625	129	0-0-0	196	240	154	.4983	157	24	24
<hr/>											
TOTALS	RPI 1-25	RPI 26-50		W-L RECORDS		RPI 51-100		RPI 101-150		RPI 150+	
5-12-2	0-0-0	0-0-0		OVERALL		0-3-0		0-1-1		5-8-1	
1-3-2	0-0-0	0-0-0		HOME		0-0-0		0-1-1		1-2-1	
4-9-0	0-0-0	0-0-0		AWAY		0-3-0		0-0-0		4-6-0	
0-0-0	0-0-0	0-0-0		NEUTRAL		0-0-0		0-0-0		0-0-0	
<hr/>											
4-3-1	0-0-0	0-0-0		NON-CONFERENCE		0-2-0		0-0-1		4-1-0	
0-0-1	0-0-0	0-0-0		HOME		0-0-0		0-0-1		0-0-0	
4-3-0	0-0-0	0-0-		AWAY		0-2-0		0-0-0		4-1-0	
0-0-0	0-0-0	0-0-0		NEUTRAL		0-0-0		0-0-0		0-0-0	
<hr/>											
1-9-1	0-0-0	0-0-0		CONFERENCE		0-1-0		0-1-0		1-7-1	
1-3-1	0-0-0	0-0-0		HOME		0-0-0		0-1-0		1-2-1	
0-6-0	0-0-0	0-0-0		AWAY		0-1-0		0-0-0		0-5-0	
0-0-0	0-0-0	0-0-0		NEUTRAL		0-0-0		0-0-0		0-0-0	
<hr/>											
RPI S	Opponent	Score	RPI S	Opponent	Score	RPI S	Opponent	Score	RPI S	Opponent	Score
						54 A	Oklahoma	0 5	124 H	Houston Baptist	0 2
						80 A	Stephen F. Austin	0 3	134 H	Louisiana Tech	2 2
						90 A	Tulsa	1 3	152 A	UMKC	1 0
									158 H	Sam Houston St.	0 1
									209 H	Abilene Christian	2 2
									213 A	Southeastern La.	1 2
									219 A	Missouri St.	3 2
									237 A	Nicholls St.	0 2
									240 A	La.-Monroe	0 1
									249 A	Lamar	1 4
									257 A	McNeese St.	3 4
									279 H	Northwestern St.	2 0
									280 A	A&M-Corpus Christi	0 2
									301 A	Arkansas St.	2 1
									312 H	Incarinate Word	0 1
			325 A	Mississippi Val.	10 0						
<hr/>											
			LAST 10 GAMES								
			237 A Nicholls St.			0 2	158 H Sam Houston St.			0 1	
			257 A McNeese St.			3 4	213 A Southeastern La.			1 2	
			249 A Lamar			1 4	312 H Incarnate Word			0 1	
			80 A Stephen F. Austin			0 3	209 H Abilene Christian			2 2	
			124 H Houston Baptist			0 2	279 H Northwestern St.			2 0	

Non-Div. I Games:

Central Ark.

Average RPI Win: 306		WON-LOST	WINNING	LAST 10	STRENGTH OF		OPP. STRENGTH	TEAM	ADJ	CONF.	ADJ CONF.								
Average RPI Loss: 137		RECORD	PCT. RANK	GAMES	SCHEDULE		OF SCHEDULE	RPI	RPI	RPI	RPI								
DIV. I ONLY		3-15-0	.16667	316	0-10-0		118	219	284	.41931	282	12	12						
DIV. I NON-CONF.		3-6-0	.33333	249	0-1-0		139	313	241	.44889	240	11	11						
<hr/>																			
TOTALS		RPI 1-25		RPI 26-50		W-L RECORDS		RPI 51-100		RPI 101-150		RPI 150+							
3-15-0		0-1-0		0-1-0		OVERALL		0-3-0		0-4-0		3-6-0							
3-6-0		0-0-0		0-1-0		HOME		0-1-0		0-1-0		3-3-0							
0-9-0		0-1-0		0-0-0		AWAY		0-2-0		0-3-0		0-3-0							
0-0-0		0-0-0		0-0-0		NEUTRAL		0-0-0		0-0-0		0-0-0							
3-6-0		0-0-0		0-0-0		NON-CONFERENCE		0-2-0		0-2-0		3-2-0							
3-2-0		0-0-0		0-0-0		HOME		0-1-0		0-0-0		3-1-0							
0-4-0		0-0-0		0-0-		AWAY		0-1-0		0-2-0		0-1-0							
0-0-0		0-0-0		0-0-0		NEUTRAL		0-0-0		0-0-0		0-0-0							
0-9-0		0-1-0		0-1-0		CONFERENCE		0-1-0		0-2-0		0-4-0							
0-4-0		0-0-0		0-1-0		HOME		0-0-0		0-1-0		0-2-0							
0-5-0		0-1-0		0-0-0		AWAY		0-1-0		0-1-0		0-2-0							
0-0-0		0-0-0		0-0-0		NEUTRAL		0-0-0		0-0-0		0-0-0							
RPI	S	Opponent		Score		RPI	S	Opponent		Score		RPI	S	Opponent		Score			
23	A	Boston U.		0 3		39	H	Colgate		0 1		65	A	Navy		1 4			
												71	A	VCU		0 3			
												76	H	Fairfield		0 1			
												111	A	Monmouth		0 1			
												125	A	Bucknell		0 3			
												128	H	Holy Cross		0 1			
												144	A	UMBC		0 3			
												161	H	Army		1 2			
												176	H	Loyola Maryland		0 2			
												211	A	Lehigh		0 1			
												223	H	Longwood		1 2			
												245	A	George Mason		1 2			
												255	A	Lafayette		1 2			
												283	H	Howard		3 0			
												315	H	Mt. St. Mary's		3 0			
												320	H	Delaware St.		2 0			
<hr/>																			
LAST 10 GAMES																			
39 H Colgate						0		1		125 A Bucknell						0		3	
23 A Boston U.						0		3		65 A Navy						1		4	
176 H Loyola Maryland						0		2		128 H Holy Cross						0		1	
255 A Lafayette						1		2		144 A UMBC						0		3	
161 H Army						1		2		211 A Lehigh						0		1	

Non-Div. I Games:

American

Average RPI Win: 309		WON-LOST RECORD	WINNING PCT. RANK		LAST 10 GAMES		STRENGTH OF SCHEDULE		OPP. STRENGTH OF SCHEDULE		TEAM RPI	ADJ RPI		CONF. RPI	ADJ CONF. RPI
Average RPI Loss: 247			13-9-1	.58696 103	8-2-0	328	324	278	.41889 283	31	31				
DIV. I ONLY		1-8-1	.15 306	0-1-0	315	301	325	.32272 325	32	32					
DIV. I NON-CONF.															
TOTALS		RPI 1-25		RPI 26-50		W-L RECORDS		RPI 51-100		RPI 101-150		RPI 150+			
13-9-1		0-0-0		0-0-0		OVERALL		0-0-0		0-2-0		13-7-1			
4-4-1		0-0-0		0-0-0		HOME		0-0-0		0-2-0		4-2-1			
6-5-0		0-0-0		0-0-0		AWAY		0-0-0		0-0-0		6-5-0			
3-0-0		0-0-0		0-0-0		NEUTRAL		0-0-0		0-0-0		3-0-0			
1-8-1		0-0-0		0-0-0		NON-CONFERENCE		0-0-0		0-2-0		1-6-1			
0-4-1		0-0-0		0-0-0		HOME		0-0-0		0-2-0		0-2-1			
1-4-0		0-0-0		0-0-		AWAY		0-0-0		0-0-0		1-4-0			
0-0-0		0-0-0		0-0-0		NEUTRAL		0-0-0		0-0-0		0-0-0			
12-1-0		0-0-0		0-0-0		CONFERENCE		0-0-0		0-0-0		12-1-0			
4-0-0		0-0-0		0-0-0		HOME		0-0-0		0-0-0		4-0-0			
5-1-0		0-0-0		0-0-0		AWAY		0-0-0		0-0-0		5-1-0			
3-0-0		0-0-0		0-0-0		NEUTRAL		0-0-0		0-0-0		3-0-0			
RPI S	Opponent	Score	RPI S	Opponent	Score	RPI S	Opponent	Score	RPI S	Opponent	Score				
									130 H	East Tenn. St.	3 4				
									144 H	UMBC	0 1				
									176 H	Loyola Maryland	0 1				
									223 H	Longwood	0 1				
									243 H	Radford	1 1				
									274 A	Prairie View	1 0				
									274 N	Prairie View	2 1				
									282 A	American	0 3				
									287 H	Alabama St.	3 2				
									297 A	Robert Morris	2 1				
									306 A	Jackson St.	1 0				
									306 N	Jackson St.	3 0				
									314 A	Texas Southern	3 0				
									315 A	Mt. St. Mary's	1 3				
									316 A	Southern U.	0 1				
									319 A	VMI	1 2				
									320 A	Delaware St.	0 3				
									323 H	Alabama A&M	1 0				
									323 N	Alabama A&M	6 0				
									325 A	Mississippi Val.	3 1				
									328 H	Grambling	3 2				
									331 H	Ark.-Pine Bluff	6 0				
									332 A	Alcorn	2 0				
			LAST 10 GAMES												
			274 N	Prairie View	2 1	328 H	Grambling	3 2							
			306 N	Jackson St.	3 0	314 A	Texas Southern	3 0							
			323 N	Alabama A&M	6 0	274 A	Prairie View	1 0							
			320 A	Delaware St.	0 3	316 A	Southern U.	0 1							
			331 H	Ark.-Pine Bluff	6 0	306 A	Jackson St.	1 0							

Non-Div. I Games:

Howard

Average RPI Win: 237		WON-LOST	WINNING	LAST 10	STRENGTH OF		OPP. STRENGTH	TEAM	ADJ	CONF.	ADJ CONF.
Average RPI Loss: 151		RECORD	PCT. RANK	GAMES	SCHEDULE		OF SCHEDULE	RPI	RPI	RPI	RPI
DIV. I ONLY		4-16-0	.2	311	3-7-0		152	203	283	.4187	284
DIV. I NON-CONF.		1-8-0	.11111	313	0-0-0		134	243	285	.40111	285
TOTALS		RPI 1-25	RPI 26-50		W-L RECORDS		RPI 51-100		RPI 101-150		RPI 150+
4-16-0	0-0-0	0-2-0		OVERALL		0-2-0		0-3-0		4-9-0	
2-8-0	0-0-0	0-1-0		HOME		0-1-0		0-3-0		2-3-0	
2-8-0	0-0-0	0-1-0		AWAY		0-1-0		0-0-0		2-6-0	
0-0-0	0-0-0	0-0-0		NEUTRAL		0-0-0		0-0-0		0-0-0	
1-8-0	0-0-0	0-1-0		NON-CONFERENCE		0-1-0		0-1-0		1-5-0	
1-3-0	0-0-0	0-0-0		HOME		0-0-0		0-1-0		1-2-0	
0-5-0	0-0-0	0-0-		AWAY		0-1-0		0-0-0		0-3-0	
0-0-0	0-0-0	0-0-0		NEUTRAL		0-0-0		0-0-0		0-0-0	
3-8-0	0-0-0	0-1-0		CONFERENCE		0-1-0		0-2-0		3-4-0	
1-5-0	0-0-0	0-1-0		HOME		0-1-0		0-2-0		1-1-0	
2-3-0	0-0-0	0-0-0		AWAY		0-0-0		0-0-0		2-3-0	
0-0-0	0-0-0	0-0-0		NEUTRAL		0-0-0		0-0-0		0-0-0	
RPI S	Opponent	Score	RPI S	Opponent	Score	RPI S	Opponent	Score	RPI S	Opponent	Score
			49 A	Santa Clara	3 4	64 A	Iowa	0 3	122 H	Wyoming	0 2
			50 H	San Diego St.	2 4	84 H	Colorado Col.	1 2	126 H	Cal St. Fullerton	0 3
									140 H	New Mexico	1 2
									153 A	Cal Poly	1 6
									154 A	UC Irvine	0 3
									159 A	UNLV	1 0
									166 A	Boise St.	1 2
									169 A	Utah St.	1 2
									179 H	Gonzaga	0 3
									217 A	Drake	1 2
									222 H	San Jose St.	0 4
									225 A	Air Force	0 4
									252 H	Eastern Wash.	2 1
									259 A	Nevada	3 2
									277 H	Colorado St.	4 2
									291 H	Sacramento St.	1 2
LAST 10 GAMES											
			222 H	San Jose St.	0 4	169 A	Utah St.	1 2			
			84 H	Colorado Col.	1 2	166 A	Boise St.	1 2			
			225 A	Air Force	0 4	259 A	Nevada	3 2			
			277 H	Colorado St.	4 2	159 A	UNLV	1 0			
			122 H	Wyoming	0 2	50 H	San Diego St.	2 4			

Non-Div. I Games:

Fresno St.

Average RPI Win:	304	WON-LOST RECORD	WINNING PCT. RANK	LAST 10 GAMES	STRENGTH OF SCHEDULE	OPP. STRENGTH OF SCHEDULE	TEAM RPI	ADJ RPI	CONF. RPI	ADJ CONF. RPI						
DIV. I ONLY		4-10-3	.32353	266	3-6-1	290	197	287	.41773	285	18	18				
DIV. I NON-CONF.		3-5-3	.40909	215	2-1-1	286	206	267	.42755	265	18	18				
<hr/>																
TOTALS	RPI 1-25	RPI 26-50		W-L RECORDS		RPI 51-100		RPI 101-150		RPI 150+						
4-10-3	0-0-0	0-2-0		OVERALL		0-0-0		0-4-1		4-4-2						
3-3-0	0-0-0	0-0-0		HOME		0-0-0		0-1-0		3-2-0						
1-6-2	0-0-0	0-1-0		AWAY		0-0-0		0-3-0		1-2-2						
0-1-1	0-0-0	0-1-0		NEUTRAL		0-0-0		0-0-1		0-0-0						
<hr/>																
3-5-3	0-0-0	0-1-0		NON-CONFERENCE		0-0-0		0-3-1		3-1-2						
2-1-0	0-0-0	0-0-0		HOME		0-0-0		0-1-0		2-0-0						
1-3-2	0-0-0	0-0-		AWAY		0-0-0		0-2-0		1-1-2						
0-1-1	0-0-0	0-1-0		NEUTRAL		0-0-0		0-0-1		0-0-0						
<hr/>																
1-5-0	0-0-0	0-1-0		CONFERENCE		0-0-0		0-1-0		1-3-0						
1-2-0	0-0-0	0-0-0		HOME		0-0-0		0-0-0		1-2-0						
0-3-0	0-0-0	0-1-0		AWAY		0-0-0		0-1-0		0-1-0						
0-0-0	0-0-0	0-0-0		NEUTRAL		0-0-0		0-0-0		0-0-0						
<hr/>																
RPI	S	Opponent	Score	RPI	S	Opponent	Score	RPI	S	Opponent	Score					
				32	A	Illinois St.	0			102	H	Western Ky.	0	1		
				43	N	Hofstra	1			135	N	UNC Greensboro	2	2		
										136	A	UT Martin	0	3		
										138	A	Evansville	0	2		
										148	A	Indiana	0	2		
										168	A	Butler	0	1		
										196	A	Belmont	1	1		
										217	H	Drake	3	4		
										219	A	Missouri St.	0	3		
										254	H	Loyola Chicago	0	2		
										266	H	UNI	1	0		
										271	A	IUPUI	3	3		
										309	A	Eastern Ill.	2	0		
										310	H	IPFW	2	0		
										329	H	Chicago St.	7	0		
<hr/>																
LAST 10 GAMES																
				217	H	Drake	3	4		310	H	IPFW	2	0		
						32	A	Illinois St.	0	4		254	H	Loyola Chicago	0	2
						138	A	Evansville	0	2		271	A	IUPUI	3	3
						266	H	UNI	1	0		102	H	Western Ky.	0	1
						219	A	Missouri St.	0	3		329	H	Chicago St.	7	0

Non-Div. I Games:

Indiana St.

Average RPI Win: 262		WON-LOST	WINNING	LAST 10	STRENGTH OF		OPP. STRENGTH	TEAM	ADJ		CONF.	ADJ CONF.	
Average RPI Loss: 200		RECORD	PCT. RANK	GAMES	SCHEDULE		OF SCHEDULE	RPI	RPI		RPI	RPI	
DIV. I ONLY		5-12-1	.30556	274	4-5-1		243	309	285	.41679	286	30	30
DIV. I NON-CONF.		1-9-0	.1	315	0-2-0		146	284	298	.39122	299	28	27
TOTALS		RPI 1-25	RPI 26-50		W-L RECORDS		RPI 51-100		RPI 101-150		RPI 150+		
5-12-1	0-0-0	0-0-0		OVERALL		0-1-0		0-0-0		5-11-1			
4-5-0	0-0-0	0-0-0		HOME		0-1-0		0-0-0		4-4-0			
1-7-1	0-0-0	0-0-0		AWAY		0-0-0		0-0-0		1-6-1			
0-0-0	0-0-0	0-0-0		NEUTRAL		0-0-0		0-0-0		0-0-0			
1-9-0	0-0-0	0-0-0		NON-CONFERENCE		0-1-0		0-0-0		1-8-0			
1-4-0	0-0-0	0-0-0		HOME		0-1-0		0-0-0		1-3-0			
0-5-0	0-0-0	0-0-		AWAY		0-0-0		0-0-0		0-5-0			
0-0-0	0-0-0	0-0-0		NEUTRAL		0-0-0		0-0-0		0-0-0			
4-3-1	0-0-0	0-0-0		CONFERENCE		0-0-0		0-0-0		4-3-1			
3-1-0	0-0-0	0-0-0		HOME		0-0-0		0-0-0		3-1-0			
1-2-1	0-0-0	0-0-0		AWAY		0-0-0		0-0-0		1-2-1			
0-0-0	0-0-0	0-0-0		NEUTRAL		0-0-0		0-0-0		0-0-0			
RPI	S	Opponent	Score	RPI	S	Opponent	Score	RPI	S	Opponent	Score		

Non-Div. I Games:

Western Ill.

Average RPI Win:	319	WON-LOST RECORD	WINNING PCT. RANK	LAST 10 GAMES	STRENGTH OF SCHEDULE	OPP. STRENGTH OF SCHEDULE	TEAM RPI	ADJ RPI	CONF. RPI	ADJ CONF. RPI				
Average RPI Loss:	208													
DIV. I ONLY	11-10-0	.52381	149	8-2-0	323	322	286	.41552	287	31	31			
DIV. I NON-CONF.	3-6-0	.33333	249	0-0-0	264	281	281	.40968	281	32	32			
<hr/>														
TOTALS	RPI 1-25	RPI 26-50		W-L RECORDS	RPI 51-100		RPI 101-150		RPI 150+					
11-10-0	0-0-0	0-0-0		OVERALL	0-3-0		0-0-0		11-7-0					
6-1-0	0-0-0	0-0-0		HOME	0-0-0		0-0-0		6-1-0					
4-8-0	0-0-0	0-0-0		AWAY	0-3-0		0-0-0		4-5-0					
1-1-0	0-0-0	0-0-0		NEUTRAL	0-0-0		0-0-0		1-1-0					
<hr/>														
3-6-0	0-0-0	0-0-0		NON-CONFERENCE	0-3-0		0-0-0		3-3-0					
1-1-0	0-0-0	0-0-0		HOME	0-0-0		0-0-0		1-1-0					
2-5-0	0-0-0	0-0-		AWAY	0-3-0		0-0-0		2-2-0					
0-0-0	0-0-0	0-0-0		NEUTRAL	0-0-0		0-0-0		0-0-0					
<hr/>														
8-4-0	0-0-0	0-0-0		CONFERENCE	0-0-0		0-0-0		8-4-0					
5-0-0	0-0-0	0-0-0		HOME	0-0-0		0-0-0		5-0-0					
2-3-0	0-0-0	0-0-0		AWAY	0-0-0		0-0-0		2-3-0					
1-1-0	0-0-0	0-0-0		NEUTRAL	0-0-0		0-0-0		1-1-0					
<hr/>														
RPI S	Opponent	Score	RPI S	Opponent	Score	RPI S	Opponent	Score	RPI S	Opponent	Score			
						66 A	Alabama	0 8	177 H	Jacksonville St.	0 3			
						73 A	Troy	0 6	253 A	Col. of Charleston	0 4			
						74 A	Ga. Southern	0 3	268 A	UNC Asheville	1 0			
									274 A	Prairie View	1 5			
									274 N	Prairie View	0 2			
									283 A	Howard	2 3			
									290 A	Presbyterian	1 5			
									306 A	Jackson St.	2 1			
									314 A	Texas Southern	1 2			
									316 A	Southern U.	2 0			
									322 H	USC Upstate	1 0			
									323 H	Alabama A&M	2 1			
									325 H	Mississippi Val.	3 1			
									325 N	Mississippi Val.	2 0			
									328 H	Grambling	4 0			
									330 A	South Carolina St.	1 0			
									331 H	Ark.-Pine Bluff	7 0			
									332 H	Alcorn	8 1			

Non-Div. I Games:

Alabama St.

Average RPI Win:	226	WON-LOST RECORD	WINNING PCT. RANK	LAST 10 GAMES	STRENGTH OF SCHEDULE	OPP. STRENGTH OF SCHEDULE	TEAM RPI	ADJ RPI	CONF. RPI	ADJ CONF. RPI	
Average RPI Loss:	154										
DIV. I ONLY	4-13-1	.25	291	3-6-1	237	202	290	.41457	288	22	22
DIV. I NON-CONF.	1-7-0	.125	312	0-0-0	204	156	300	.39134	298	21	21
<hr/>											
TOTALS	RPI 1-25	RPI 26-50		W-L RECORDS	RPI 51-100		RPI 101-150		RPI 150+		
4-13-1	0-0-0	0-0-0		OVERALL	0-3-0		1-4-0		3-6-1		
2-7-1	0-0-0	0-0-0		HOME	0-3-0		0-0-0		2-4-1		
2-5-0	0-0-0	0-0-0		AWAY	0-0-0		1-3-0		1-2-0		
0-1-0	0-0-0	0-0-0		NEUTRAL	0-0-0		0-1-0		0-0-0		
<hr/>											
1-7-0	0-0-0	0-0-0		NON-CONFERENCE	0-3-0		0-3-0		1-1-0		
1-4-0	0-0-0	0-0-0		HOME	0-3-0		0-0-0		1-1-0		
0-2-0	0-0-0	0-0-		AWAY	0-0-0		0-2-0		0-0-0		
0-1-0	0-0-0	0-0-0		NEUTRAL	0-0-0		0-1-0		0-0-0		
<hr/>											
3-6-1	0-0-0	0-0-0		CONFERENCE	0-0-0		1-1-0		2-5-1		
1-3-1	0-0-0	0-0-0		HOME	0-0-0		0-0-0		1-3-1		
2-3-0	0-0-0	0-0-0		AWAY	0-0-0		1-1-0		1-2-0		
0-0-0	0-0-0	0-0-0		NEUTRAL	0-0-0		0-0-0		0-0-0		
<hr/>											
RPI S	Opponent	Score	RPI S	Opponent	Score	RPI S	Opponent	Score	RPI S	Opponent	Score
						66 H	Alabama	0 5	123 A	SIUE	1 0
						68 H	Ole Miss	0 2	136 A	UT Martin	2 4
						85 H	Samford	1 3	138 A	Evansville	0 3
									141 N	Kennesaw St.	0 1
									146 A	Middle Tenn.	0 2
									155 A	Southeast Mo. St.	1 0
									173 A	Morehead St.	1 2
									177 H	Jacksonville St.	0 5
									186 H	Lipscomb	0 2
									187 H	Murray St.	2 3
									196 H	Belmont	2 4
									300 H	Eastern Ky.	3 1
									304 H	Tennessee Tech	0 0
									309 A	Eastern Ill.	1 3
									327 H	Chattanooga	5 2
<hr/>											
			LAST 10 GAMES								
			196 H Belmont 2 4			123 A SIUE 1 0					
			136 A UT Martin 2 4			155 A Southeast Mo. St. 1 0					
			187 H Murray St. 2 3			309 A Eastern Ill. 1 3					
			304 H Tennessee Tech 0 0			173 A Morehead St. 1 2					
			177 H Jacksonville St. 0 5			300 H Eastern Ky. 3 1					

Non-Div. I Games:

Austin Peay



V  
e  
r  
m  
o  
n  
t

Vermont					Through Games Of Dec. 7, 2014-Final							
Average RPI Win:	190	WON-LOST	WINNING	LAST 10	STRENGTH OF	OPP. STRENGTH	TEAM	ADJ	CONF.	ADJ CONF.		
Average RPI Loss:	185 <th>RECORD</th> <th>PCT. RANK</th> <th>GAMES</th> <th>SCHEDULE</th> <th>OF SCHEDULE</th> <th>RPI</th> <th>RPI</th> <th>RPI</th> <th>RPI</th>	RECORD	PCT. RANK	GAMES	SCHEDULE	OF SCHEDULE	RPI	RPI	RPI	RPI		
DIV. I ONLY	3-12-2	.23529	300	1-8-1	200	253	288	.41379	289	21	20	
DIV. I NON-CONF.	2-6-1	.27778	272	0-2-0	151	271	250	.43567	254	20	20	
<hr/>												
TOTALS	RPI 1-25	RPI 26-50		W-L RECORDS	RPI 51-100		RPI 101-150		RPI 150+			
3-12-2	0-0-0	0-1-0		OVERALL	0-1-0		2-2-0		1-8-2			
3-4-1	0-0-0	0-0-0		HOME	0-1-0		2-1-0		1-2-1			
0-7-1	0-0-0	0-1-0		AWAY	0-0-0		0-0-0		0-6-1			
0-1-0	0-0-0	0-0-0		NEUTRAL	0-0-0		0-1-0		0-0-0			
<hr/>												
2-6-1	0-0-0	0-1-0		NON-CONFERENCE	0-1-0		1-1-0		1-3-1			
2-1-1	0-0-0	0-0-0		HOME	0-1-0		1-0-0		1-0-1			
0-4-0	0-0-0	0-0-		AWAY	0-0-0		0-0-0		0-3-0			
0-1-0	0-0-0	0-0-0		NEUTRAL	0-0-0		0-1-0		0-0-0			
<hr/>												
1-6-1	0-0-0	0-0-0		CONFERENCE	0-0-0		1-1-0		0-5-1			
1-3-0	0-0-0	0-0-0		HOME	0-0-0		1-1-0		0-2-0			
0-3-1	0-0-0	0-0-0		AWAY	0-0-0		0-0-0		0-3-1			
0-0-0	0-0-0	0-0-0		NEUTRAL	0-0-0		0-0-0		0-0-0			
<hr/>												
RPI S	Opponent	Score	RPI S	Opponent	Score	RPI S	Opponent	Score	RPI S	Opponent	Score	
			39 A	Colgate	1 3		92 H	Dartmouth	0 4	129 H	Hartford	1 2
									131 H	Central Conn. St.	3 2	
									133 N	Syracuse	2 3	
									144 H	UMBC	2 1	
									156 A	Fairleigh Dickinson	0 3	
									164 A	New Hampshire	0 1	
									214 A	Fordham	0 1	
									228 A	Albany (NY)	0 6	
									229 H	Siena	1 1	
									234 A	Stony Brook	0 1	
									235 A	Maine	1 1	
									239 H	Binghamton	2 3	
									278 H	UMass Lowell	0 1	
									294 H	Youngstown St.	3 2	
									313 A	Quinnipiac	0 1	
<hr/>												
LAST 10 GAMES												
			129 H	Hartford	1 2		228 A	Albany (NY)	0 6			
			239 H	Binghamton	2 3		144 H	UMBC	2 1			
			234 A	Stony Brook	0 1		164 A	New Hampshire	0 1			
			278 H	UMass Lowell	0 1		92 H	Dartmouth	0 4			
			235 A	Maine	1 1		156 A	Fairleigh Dickinson	0 3			

Non-Div. I Games:

Vermont

V  
e  
r  
m  
o  
n  
t

Average RPI Win:	313	WON-LOST RECORD	WINNING PCT. RANK	LAST 10 GAMES	STRENGTH OF SCHEDULE	OPP. STRENGTH OF SCHEDULE	TEAM RPI	ADJ RPI	CONF. RPI	ADJ CONF. RPI	
DIV. I ONLY	3-10-3	.28125	285	0-7-3	232	316	292	.41263	290	24	24
DIV. I NON-CONF.	3-3-0	.5	154	0-0-0	251	327	239	.45095	238	30	30
<hr/>											
TOTALS	RPI 1-25	RPI 26-50		W-L RECORDS		RPI 51-100		RPI 101-150		RPI 150+	
3-10-3	0-0-0	0-0-0		OVERALL		0-2-0		0-2-0		3-6-3	
2-4-2	0-0-0	0-0-0		HOME		0-0-0		0-1-0		2-3-2	
1-6-1	0-0-0	0-0-0		AWAY		0-2-0		0-1-0		1-3-1	
0-0-0	0-0-0	0-0-0		NEUTRAL		0-0-0		0-0-0		0-0-0	
3-3-0	0-0-0	0-0-0		NON-CONFERENCE		0-0-0		0-2-0		3-1-0	
2-1-0	0-0-0	0-0-0		HOME		0-0-0		0-1-0		2-0-0	
1-2-0	0-0-0	0-0-		AWAY		0-0-0		0-1-0		1-1-0	
0-0-0	0-0-0	0-0-0		NEUTRAL		0-0-0		0-0-0		0-0-0	
0-7-3	0-0-0	0-0-0		CONFERENCE		0-2-0		0-0-0		0-5-3	
0-3-2	0-0-0	0-0-0		HOME		0-0-0		0-0-0		0-3-2	
0-4-1	0-0-0	0-0-0		AWAY		0-2-0		0-0-0		0-2-1	
0-0-0	0-0-0	0-0-0		NEUTRAL		0-0-0		0-0-0		0-0-0	
RPI	S	Opponent	Score	RPI	S	Opponent	Score	RPI	S	Opponent	Score
						81 A Liberty	0 2	101 A Mercer	1 2		
						94 A High Point	1 2	103 H Furman	1 4		
								188 A Coastal Caro.	0 3		
								192 A Campbell	1 2		
								223 A Longwood	3 3		
								233 A Wofford	0 3		
								243 H Radford	0 1		
								248 H Winthrop	1 4		
								260 H Gardner-Webb	1 2		
								268 H UNC Asheville	2 2		
								287 H Alabama St.	5 1		
								321 H Charleston So.	0 0		
								322 A USC Upstate	1 0		
								330 H South Carolina St.	1 0		
<hr/>											
LAST 10 GAMES											
						248 H Winthrop	1 4			188 A Coastal Caro.	0 3
						94 A High Point	1 2			81 A Liberty	0 2
						260 H Gardner-Webb	1 2			321 H Charleston So.	0 0
						223 A Longwood	3 3			268 H UNC Asheville	2 2
						192 A Campbell	1 2			243 H Radford	0 1

Non-Div. I Games:

Presbyterian

Average RPI Win:	282	WON-LOST RECORD	WINNING PCT. RANK	LAST 10 GAMES	STRENGTH OF SCHEDULE	OPP. STRENGTH OF SCHEDULE	TEAM RPI	ADJ RPI	CONF. RPI	ADJ CONF. RPI							
Average RPI Loss:	196																
DIV. I ONLY	8-10-0	.44444	203	4-6-0	322	252	289	.41077	291	23	23						
DIV. I NON-CONF.	4-4-0	.5	154	0-0-0	330	254	306	.38142	306	22	22						
<hr/>																	
TOTALS	RPI 1-25	RPI 26-50		W-L RECORDS		RPI 51-100		RPI 101-150		RPI 150+							
8-10-0	0-0-0	0-0-0		OVERALL		0-1-0		0-2-0		8-7-0							
5-6-0	0-0-0	0-0-0		HOME		0-0-0		0-1-0		5-5-0							
3-4-0	0-0-0	0-0-0		AWAY		0-1-0		0-1-0		3-2-0							
0-0-0	0-0-0	0-0-0		NEUTRAL		0-0-0		0-0-0		0-0-0							
<hr/>																	
4-4-0	0-0-0	0-0-0		NON-CONFERENCE		0-0-0		0-0-0		4-4-0							
3-3-0	0-0-0	0-0-0		HOME		0-0-0		0-0-0		3-3-0							
1-1-0	0-0-0	0-0-		AWAY		0-0-0		0-0-0		1-1-0							
0-0-0	0-0-0	0-0-0		NEUTRAL		0-0-0		0-0-0		0-0-0							
<hr/>																	
4-6-0	0-0-0	0-0-0		CONFERENCE		0-1-0		0-2-0		4-3-0							
2-3-0	0-0-0	0-0-0		HOME		0-0-0		0-1-0		2-2-0							
2-3-0	0-0-0	0-0-0		AWAY		0-1-0		0-1-0		2-1-0							
0-0-0	0-0-0	0-0-0		NEUTRAL		0-0-0		0-0-0		0-0-0							
<hr/>																	
RPI S	Opponent	Score	RPI S	Opponent	Score	RPI S	Opponent	Score	RPI S	Opponent	Score						
						99	A Northern Ariz.	0	1	117	H Montana	1	2				
						142	A Portland St.	0	2								
						174	H Idaho St.	2	3								
						208	H UC Santa Barbara	0	2								
						212	A Northern Colo.	1	0								
						220	A Southern Utah	1	2								
						222	A San Jose St.	0	1								
						252	H Eastern Wash.	0	2								
						259	H Nevada	0	1								
						262	H Idaho	4	2								
						267	H UC Davis	0	1								
						270	H Weber St.	2	0								
						284	A Fresno St.	2	1								
						295	H Bakersfield	2	1								
						303	H Pacific	1	0								
						307	H Canisius	2	0								
						324	A North Dakota	5	0								
						<hr/>											
									LAST 10 GAMES								
									142 A Portland St.			0	2	270 H Weber St.			2
			262 H Idaho			4	2	252 H Eastern Wash.			0	2					
			212 A Northern Colo.			1	0	117 H Montana			1	2					
			324 A North Dakota			5	0	99 A Northern Ariz.			0	1					
			174 H Idaho St.			2	3	220 A Southern Utah			1	2					

Non-Div. I Games: Fresno Pacific 2 0

Sacramento St.

Average RPI Win: 279		WON-LOST	WINNING	LAST 10	STRENGTH OF		OPP. STRENGTH	TEAM	ADJ	CONF.	ADJ CONF.
Average RPI Loss: 172		RECORD	PCT. RANK	GAMES	SCHEDULE		OF SCHEDULE	RPI	RPI	RPI	RPI
DIV. I ONLY		4-13-2	.26316	288	2-6-2		254	255	293	.41056	292
DIV. I NON-CONF.		2-9-0	.18182	297	0-2-0		173	190	280	.41345	280
TOTALS		RPI 1-25	RPI 26-50		W-L RECORDS		RPI 51-100		RPI 101-150		RPI 150+
4-13-2	0-0-0	0-1-0		OVERALL		0-1-0		0-3-0		4-8-2	
2-6-1	0-0-0	0-0-0		HOME		0-0-0		0-2-0		2-4-1	
2-7-1	0-0-0	0-1-0		AWAY		0-1-0		0-1-0		2-4-1	
0-0-0	0-0-0	0-0-0		NEUTRAL		0-0-0		0-0-0		0-0-0	
2-9-0	0-0-0	0-1-0		NON-CONFERENCE		0-1-0		0-2-0		2-5-0	
0-5-0	0-0-0	0-0-0		HOME		0-0-0		0-2-0		0-3-0	
2-4-0	0-0-0	0-0-		AWAY		0-1-0		0-0-0		2-2-0	
0-0-0	0-0-0	0-0-0		NEUTRAL		0-0-0		0-0-0		0-0-0	
2-4-2	0-0-0	0-0-0		CONFERENCE		0-0-0		0-1-0		2-3-2	
2-1-1	0-0-0	0-0-0		HOME		0-0-0		0-0-0		2-1-1	
0-3-1	0-0-0	0-0-0		AWAY		0-0-0		0-1-0		0-2-1	
0-0-0	0-0-0	0-0-0		NEUTRAL		0-0-0		0-0-0		0-0-0	
RPI S	Opponent	Score	RPI S	Opponent	Score	RPI S	Opponent	Score	RPI S	Opponent	Score
			36 A	Colorado	0 2	89 A	Rhode Island	1 2	128 H	Holy Cross	1 2
									129 H	Hartford	0 1
									131 A	Central Conn. St.	1 4
									156 H	Fairleigh Dickinson	0 1
									164 A	New Hampshire	0 1
									193 H	Massachusetts	0 1
									203 H	Brown	1 3
									212 A	Northern Colo.	2 3
									221 A	Wagner	0 0
									235 A	Maine	1 0
									236 A	Sacred Heart	0 1
									244 H	Akron	2 3
									275 A	Iona	2 1
									293 H	Saint Francis (PA)	1 0
									297 H	Robert Morris	1 1
									311 H	LIU Brooklyn	4 1
									315 A	Mt. St. Mary's	1 2
LAST 10 GAMES											
			297 H	Robert Morris	1 1	221 A	Wagner	0 0			
			311 H	LIU Brooklyn	4 1	293 H	Saint Francis (PA)	1 0			
			131 A	Central Conn. St.	1 4	236 A	Sacred Heart	0 1			
			156 H	Fairleigh Dickinson	0 1	203 H	Brown	1 3			
			315 A	Mt. St. Mary's	1 2	212 A	Northern Colo.	2 3			

Non-Div. I Games:

Bryant

Average RPI Win:	222	WON-LOST RECORD	WINNING PCT. RANK	LAST 10 GAMES	STRENGTH OF SCHEDULE	OPP. STRENGTH OF SCHEDULE	TEAM RPI	ADJ RPI	CONF. RPI	ADJ CONF. RPI		
DIV. I ONLY		3-12-5	.275	287	3-3-4	252	263	291	.40952	293	29	29
DIV. I NON-CONF.		0-9-2	.09091	317	0-0-1	210	192	309	.37454	309	29	29
<hr/>												
TOTALS	RPI 1-25	RPI 26-50		W-L RECORDS		RPI 51-100		RPI 101-150		RPI 150+		
3-12-5	0-0-0	0-0-0		OVERALL		0-1-0		1-1-2		2-10-3		
3-4-2	0-0-0	0-0-0		HOME		0-0-0		1-0-1		2-4-1		
0-7-3	0-0-0	0-0-0		AWAY		0-1-0		0-1-1		0-5-2		
0-1-0	0-0-0	0-0-0		NEUTRAL		0-0-0		0-0-0		0-1-0		
0-9-2	0-0-0	0-0-0		NON-CONFERENCE		0-1-0		0-1-2		0-7-0		
0-4-1	0-0-0	0-0-0		HOME		0-0-0		0-0-1		0-4-0		
0-4-1	0-0-0	0-0-		AWAY		0-1-0		0-1-1		0-2-0		
0-1-0	0-0-0	0-0-0		NEUTRAL		0-0-0		0-0-0		0-1-0		
3-3-3	0-0-0	0-0-0		CONFERENCE		0-0-0		1-0-0		2-3-3		
3-0-1	0-0-0	0-0-0		HOME		0-0-0		1-0-0		2-0-1		
0-3-2	0-0-0	0-0-0		AWAY		0-0-0		0-0-0		0-3-2		
0-0-0	0-0-0	0-0-0		NEUTRAL		0-0-0		0-0-0		0-0-0		
RPI	S	Opponent	Score	RPI	S	Opponent	Score	RPI	S	Opponent	Score	
						82 A	St. John's (NY) 0 3			109 A	Penn 1 1	
										125 H	Bucknell 1 1	
										131 H	Central Conn. St. 1 0	
										132 A	Cincinnati 0 5	
										156 A	Fairleigh Dickinson 1 4	
										156 A	Fairleigh Dickinson 1 3	
										159 A	UNLV 0 3	
										165 N	Kent St. 0 1	
										185 H	Delaware 0 1	
										221 H	Wagner 1 0	
										223 H	Longwood 1 3	
										227 H	Duquesne 0 2	
										236 A	Sacred Heart 2 2	
										251 H	Oakland 1 4	
										273 A	Wright St. 1 2	
										292 A	Bryant 0 1	
										297 A	Robert Morris 0 0	
										311 H	LIU Brooklyn 1 1	
										315 H	Mt. St. Mary's 4 0	
<hr/>												
LAST 10 GAMES												
						156 A	Fairleigh Dickinson 1 3			236 A	Sacred Heart 2 2	
						156 A	Fairleigh Dickinson 1 4			292 A	Bryant 0 1	
						297 A	Robert Morris 0 0			131 H	Central Conn. St. 1 0	
						315 H	Mt. St. Mary's 4 0			221 H	Wagner 1 0	
						311 H	LIU Brooklyn 1 1			125 H	Bucknell 1 1	

Non-Div. I Games:

Saint Francis (PA)

Average RPI Win:	263	WON-LOST	WINNING	LAST 10	STRENGTH OF	OPP. STRENGTH	TEAM	ADJ	CONF.	ADJ CONF.			
Average RPI Loss:	221	RECORD	PCT. RANK	GAMES	SCHEDULE	OF SCHEDULE	RPI	RPI	RPI	RPI			
DIV. I ONLY	5-9-2	.375	246	3-6-1	316	267	295	.40489	294	27	27		
DIV. I NON-CONF.	2-4-1	.35714	240	0-1-0	328	196	316	.36324	315	26	26		
<hr/>													
TOTALS	RPI 1-25	RPI 26-50		W-L RECORDS		RPI 51-100		RPI 101-150		RPI 150+			
5-9-2	0-0-0	0-0-0		OVERALL		0-1-0		0-0-1		5-8-1			
4-0-2	0-0-0	0-0-0		HOME		0-0-0		0-0-1		4-0-1			
1-8-0	0-0-0	0-0-0		AWAY		0-1-0		0-0-0		1-7-0			
0-1-0	0-0-0	0-0-0		NEUTRAL		0-0-0		0-0-0		0-1-0			
<hr/>													
2-4-1	0-0-0	0-0-0		NON-CONFERENCE		0-0-0		0-0-1		2-4-0			
1-0-1	0-0-0	0-0-0		HOME		0-0-0		0-0-1		1-0-0			
1-3-0	0-0-0	0-0-		AWAY		0-0-0		0-0-0		1-3-0			
0-1-0	0-0-0	0-0-0		NEUTRAL		0-0-0		0-0-0		0-1-0			
<hr/>													
3-5-1	0-0-0	0-0-0		CONFERENCE		0-1-0		0-0-0		3-4-1			
3-0-1	0-0-0	0-0-0		HOME		0-0-0		0-0-0		3-0-1			
0-5-0	0-0-0	0-0-0		AWAY		0-1-0		0-0-0		0-4-0			
0-0-0	0-0-0	0-0-0		NEUTRAL		0-0-0		0-0-0		0-0-0			
<hr/>													
RPI S	Opponent	Score	RPI S	Opponent	Score	RPI S	Opponent	Score	RPI S	Opponent	Score		
						88 A	Valparaiso	0	1	150 H	Purdue	1	1
						164 N	New Hampshire	0	1				
						197 H	Milwaukee	3	2				
						216 A	Green Bay	1	3				
						216 A	Green Bay	0	2				
						227 A	Duquesne	0	3				
						242 A	Detroit	0	1				
						244 A	Akron	0	1				
						250 H	Cleveland St.	2	1				
						251 H	Oakland	1	0				
						273 H	Wright St.	1	1				
						289 A	Vermont	2	3				
						297 A	Robert Morris	3	1				
						302 A	Ill.-Chicago	0	1				
						319 H	VMI	2	0				
<hr/>													
			LAST 10 GAMES										
			216 A	Green Bay	1	3	242 A	Detroit	0	1			
			302 A	Ill.-Chicago	0	1	251 H	Oakland	1	0			
			216 A	Green Bay	0	2	197 H	Milwaukee	3	2			
			250 H	Cleveland St.	2	1	273 H	Wright St.	1	1			
			88 A	Valparaiso	0	1	244 A	Akron	0	1			

Non-Div. I Games: Malone 5 0 Tiffin 2 0

Youngstown St.

Average RPI Win:	275	WON-LOST RECORD	WINNING PCT. RANK	LAST 10 GAMES	STRENGTH OF SCHEDULE	OPP. STRENGTH OF SCHEDULE	TEAM RPI	ADJ RPI	CONF. RPI	ADJ CONF. RPI		
DIV. I ONLY		4-16-1	.21429	306	3-7-0	211	272	296	.40362	295	28	28
DIV. I NON-CONF.		1-8-1	.15	306	0-0-0	181	269	292	.39557	292	25	25
<hr/>												
TOTALS	RPI 1-25	RPI 26-50		W-L RECORDS		RPI 51-100		RPI 101-150		RPI 150+		
4-16-1	0-0-0	0-1-0		OVERALL		0-2-0		0-4-0		4-9-1		
2-6-1	0-0-0	0-0-0		HOME		0-1-0		0-1-0		2-4-1		
2-9-0	0-0-0	0-1-0		AWAY		0-1-0		0-3-0		2-4-0		
0-1-0	0-0-0	0-0-0		NEUTRAL		0-0-0		0-0-0		0-1-0		
1-8-1	0-0-0	0-1-0		NON-CONFERENCE		0-0-0		0-2-0		1-5-1		
0-2-1	0-0-0	0-0-0		HOME		0-0-0		0-0-0		0-2-1		
1-6-0	0-0-0	0-0-		AWAY		0-0-0		0-2-0		1-3-0		
0-0-0	0-0-0	0-0-0		NEUTRAL		0-0-0		0-0-0		0-0-0		
3-8-0	0-0-0	0-0-0		CONFERENCE		0-2-0		0-2-0		3-4-0		
2-4-0	0-0-0	0-0-0		HOME		0-1-0		0-1-0		2-2-0		
1-3-0	0-0-0	0-0-0		AWAY		0-1-0		0-1-0		1-1-0		
0-1-0	0-0-0	0-0-0		NEUTRAL		0-0-0		0-0-0		0-1-0		
RPI	S	Opponent	Score	RPI	S	Opponent	Score	RPI	S	Opponent	Score	
				33	A	FGCU	0 3	70	A	Seattle	1 5	
								70	H	Seattle	3 6	
								106	A	Utah Valley	1 2	
								106	H	Utah Valley	1 2	
								114	A	Long Beach St.	0 2	
								139	A	UC Riverside	0 4	
								152	A	UMKC	0 4	
								172	A	Fla. Atlantic	2 1	
								179	H	Gonzaga	1 2	
								202	H	Grand Canyon	0 1	
								202	H	Grand Canyon	0 2	
								208	A	UC Santa Barbara	0 2	
								220	A	Southern Utah	0 5	
								252	H	Eastern Wash.	0 3	
								266	H	UNI	1 1	
								291	A	Sacramento St.	1 2	
								298	H	New Mexico St.	4 2	
								298	N	New Mexico St.	0 3	
								299	H	Tex.-Pan American	4 2	
								329	A	Chicago St.	3 1	
LAST 10 GAMES												
				298	N	New Mexico St.	0 3	152	A	UMKC	0 4	
				202	H	Grand Canyon	0 1	329	A	Chicago St.	3 1	
				202	H	Grand Canyon	0 2	70	A	Seattle	1 5	
				298	H	New Mexico St.	4 2	106	A	Utah Valley	1 2	
				299	H	Tex.-Pan American	4 2	70	H	Seattle	3 6	

Non-Div. I Games:

Bakersfield

Average RPI Win: 302		WON-LOST	WINNING	LAST 10	STRENGTH OF		OPP. STRENGTH	TEAM	ADJ		CONF.	ADJ CONF.					
Average RPI Loss: 165		RECORD	PCT. RANK	GAMES	SCHEDULE		OF SCHEDULE	RPI	RPI		RPI	RPI					
DIV. I ONLY		2-12-4	.22222	302	1-6-3		253	225	301	.40269	296	26	26				
DIV. I NON-CONF.		1-6-1	.1875	294	0-1-1		237	141	291	.39794	289	27	28				
TOTALS		RPI 1-25	RPI 26-50		W-L RECORDS		RPI 51-100		RPI 101-150		RPI 150+						
2-12-4		0-0-0	0-0-0		OVERALL		0-5-0		0-1-1		2-6-3						
1-7-2		0-0-0	0-0-0		HOME		0-3-0		0-1-0		1-3-2						
1-4-2		0-0-0	0-0-0		AWAY		0-2-0		0-0-1		1-2-1						
0-1-0		0-0-0	0-0-0		NEUTRAL		0-0-0		0-0-0		0-1-0						
1-6-1		0-0-0	0-0-0		NON-CONFERENCE		0-3-0		0-0-0		1-3-1						
0-4-1		0-0-0	0-0-0		HOME		0-2-0		0-0-0		0-2-1						
1-1-0		0-0-0	0-0-		AWAY		0-1-0		0-0-0		1-0-0						
0-1-0		0-0-0	0-0-0		NEUTRAL		0-0-0		0-0-0		0-1-0						
1-6-3		0-0-0	0-0-0		CONFERENCE		0-2-0		0-1-1		1-3-2						
1-3-1		0-0-0	0-0-0		HOME		0-1-0		0-1-0		1-1-1						
0-3-2		0-0-0	0-0-0		AWAY		0-1-0		0-0-1		0-2-1						
0-0-0		0-0-0	0-0-0		NEUTRAL		0-0-0		0-0-0		0-0-0						
RPI	S	Opponent	Score	RPI	S	Opponent	Score	RPI	S	Opponent	Score	RPI	S	Opponent	Score		
								65	A	Navy	1	2	111	H	Monmouth	0	1
								76	H	Fairfield	0	4	112	A	Rider	2	2
								92	H	Dartmouth	0	1	181	H	Cornell	0	1
								97	H	Providence	0	1	185	N	Delaware	0	1
								100	A	Niagara	0	4	203	H	Brown	1	1
													218	A	Manhattan	1	2
													229	H	Siena	1	1
													230	H	Seton Hall	0	2
													275	A	Iona	1	1
													278	A	UMass Lowell	2	1
													307	H	Canisius	1	3
													313	A	Quinnipiac	1	2
													326	H	Saint Peter's	2	1
LAST 10 GAMES																	
								100	A	Niagara	0	4	313	A	Quinnipiac	1	2
								92	H	Dartmouth	0	1	203	H	Brown	1	1
								111	H	Monmouth	0	1	275	A	Iona	1	1
								307	H	Canisius	1	3	76	H	Fairfield	0	4
								326	H	Saint Peter's	2	1	229	H	Siena	1	1

Non-Div. I Games:

Marist



Average RPI Win:	290	WON-LOST RECORD	WINNING PCT. RANK	LAST 10 GAMES	STRENGTH OF SCHEDULE	OPP. STRENGTH OF SCHEDULE	TEAM RPI	ADJ RPI	CONF. RPI	ADJ CONF. RPI			
DIV. I ONLY		4-11-4	.31579	269	2-5-3	293	308	294	.40204	297	29	29	
DIV. I NON-CONF.		2-8-1	.22727	286	0-2-0	234	296	295	.39145	297	29	29	
<hr/>													
TOTALS	RPI 1-25	RPI 26-50		W-L RECORDS		RPI 51-100		RPI 101-150		RPI 150+			
4-11-4	0-0-0	0-0-0		OVERALL		0-1-0		0-2-1		4-8-3			
1-4-3	0-0-0	0-0-0		HOME		0-0-0		0-1-1		1-3-2			
2-6-1	0-0-0	0-0-0		AWAY		0-1-0		0-1-0		2-4-1			
1-1-0	0-0-0	0-0-0		NEUTRAL		0-0-0		0-0-0		1-1-0			
2-8-1	0-0-0	0-0-0		NON-CONFERENCE		0-1-0		0-2-0		2-5-1			
0-3-1	0-0-0	0-0-0		HOME		0-0-0		0-1-0		0-2-1			
1-4-0	0-0-0	0-0-		AWAY		0-1-0		0-1-0		1-2-0			
1-1-0	0-0-0	0-0-0		NEUTRAL		0-0-0		0-0-0		1-1-0			
2-3-3	0-0-0	0-0-0		CONFERENCE		0-0-0		0-0-1		2-3-2			
1-1-2	0-0-0	0-0-0		HOME		0-0-0		0-0-1		1-1-1			
1-2-1	0-0-0	0-0-0		AWAY		0-0-0		0-0-0		1-2-1			
0-0-0	0-0-0	0-0-0		NEUTRAL		0-0-0		0-0-0		0-0-0			
RPI	S	Opponent	Score	RPI	S	Opponent	Score	RPI	S	Opponent	Score		
						100 A	Niagara	0	1	125 A	Bucknell	0	1
										131 H	Central Conn. St.	1	1
										144 H	UMBC	0	1
										156 A	Fairleigh Dickinson	1	2
										182 A	Pittsburgh	1	3
										221 H	Wagner	0	1
										227 N	Duquesne	3	2
										236 A	Sacred Heart	1	2
										241 A	Northern Ky.	1	2
										244 N	Akron	1	2
										246 H	St. Bonaventure	0	0
										283 H	Howard	1	2
										292 A	Bryant	1	1
										293 H	Saint Francis (PA)	0	0
										294 H	Youngstown St.	1	3
										307 A	Canisius	1	0
										311 H	LIU Brooklyn	1	0
										315 A	Mt. St. Mary's	5	1
<hr/>													
LAST 10 GAMES													
						292 A	Bryant	1	1	156 A	Fairleigh Dickinson	1	2
						236 A	Sacred Heart	1	2	221 H	Wagner	0	1
						293 H	Saint Francis (PA)	0	0	131 H	Central Conn. St.	1	1
						315 A	Mt. St. Mary's	5	1	144 H	UMBC	0	1
						311 H	LIU Brooklyn	1	0	283 H	Howard	1	2

Non-Div. I Games:

Robert Morris

Average RPI Win:	313	WON-LOST RECORD	WINNING PCT. RANK	LAST 10 GAMES	STRENGTH OF SCHEDULE	OPP. STRENGTH OF SCHEDULE	TEAM RPI	ADJ RPI	CONF. RPI	ADJ CONF. RPI				
DIV. I ONLY	5-17-0	.22727	301	4-6-0	229	293	298	.40142	298	28	28			
DIV. I NON-CONF.	1-9-0	.1	315	0-0-0	147	232	293	.39502	293	25	25			
<hr/>														
TOTALS	RPI 1-25	RPI 26-50		W-L RECORDS	RPI 51-100		RPI 101-150		RPI 150+					
5-17-0	0-0-0	0-1-0		OVERALL	0-3-0		0-4-0		5-9-0					
3-6-0	0-0-0	0-0-0		HOME	0-1-0		0-3-0		3-2-0					
1-10-0	0-0-0	0-0-0		AWAY	0-2-0		0-1-0		1-7-0					
1-1-0	0-0-0	0-1-0		NEUTRAL	0-0-0		0-0-0		1-0-0					
<hr/>														
1-9-0	0-0-0	0-1-0		NON-CONFERENCE	0-1-0		0-3-0		1-4-0					
1-3-0	0-0-0	0-0-0		HOME	0-0-0		0-2-0		1-1-0					
0-5-0	0-0-0	0-0-		AWAY	0-1-0		0-1-0		0-3-0					
0-1-0	0-0-0	0-1-0		NEUTRAL	0-0-0		0-0-0		0-0-0					
<hr/>														
4-8-0	0-0-0	0-0-0		CONFERENCE	0-2-0		0-1-0		4-5-0					
2-3-0	0-0-0	0-0-0		HOME	0-1-0		0-1-0		2-1-0					
1-5-0	0-0-0	0-0-0		AWAY	0-1-0		0-0-0		1-4-0					
1-0-0	0-0-0	0-0-0		NEUTRAL	0-0-0		0-0-0		1-0-0					
<hr/>														
RPI S	Opponent	Score	RPI S	Opponent	Score	RPI S	Opponent	Score	RPI S	Opponent	Score			
			40 N	Arizona St.	0 5	70 A	Seattle	0 7	106 H	Utah Valley	0 1			
			70 H	Seattle	1 6	115 H	Texas St.	1 2						
			86 A	UTEP	0 5	124 H	Houston Baptist	0 3						
						140 A	New Mexico	1 4						
						152 A	UMKC	2 4						
						152 H	UMKC	1 2						
						159 H	UNLV	2 3						
						167 A	Loyola Marymount	1 3						
						178 A	Creighton	0 6						
						202 A	Grand Canyon	1 3						
						295 A	Bakersfield	2 4						
						295 N	Bakersfield	3 0						
						299 A	Tex.-Pan American	1 3						
						299 H	Tex.-Pan American	4 1						
						308 A	Omaha	2 6						
						312 H	Incarnate Word	2 1						
						329 A	Chicago St.	6 1						
						329 H	Chicago St.	4 1						
			<hr/>											
						LAST 10 GAMES								
			70 A	Seattle	0 7	106 H	Utah Valley	0 1						
			295 N	Bakersfield	3 0	70 H	Seattle	1 6						
			299 H	Tex.-Pan American	4 1	329 H	Chicago St.	4 1						
			295 A	Bakersfield	2 4	152 H	UMKC	1 2						
			202 A	Grand Canyon	1 3	329 A	Chicago St.	6 1						

Non-Div. I Games:

New Mexico St.

Average RPI Win:	310	WON-LOST RECORD	WINNING PCT. RANK	LAST 10 GAMES	STRENGTH OF SCHEDULE	OPP. STRENGTH OF SCHEDULE	TEAM RPI	ADJ RPI	CONF. RPI	ADJ CONF. RPI							
DIV. I ONLY	6-9-3	.41667	222	1-8-1	320	320	298	.40092	299	28	28						
DIV. I NON-CONF.	4-1-2	.71429	53	0-0-0	322	332	233	.45443	235	25	25						
<hr/>																	
TOTALS	RPI 1-25	RPI 26-50		W-L RECORDS	RPI 51-100		RPI 101-150		RPI 150+								
6-9-3	0-0-0	0-0-0		OVERALL	0-1-0		0-2-0		6-6-3								
2-3-0	0-0-0	0-0-0		HOME	0-1-0		0-1-0		2-1-0								
4-4-3	0-0-0	0-0-0		AWAY	0-0-0		0-0-0		4-4-3								
0-2-0	0-0-0	0-0-0		NEUTRAL	0-0-0		0-1-0		0-1-0								
<hr/>																	
4-1-2	0-0-0	0-0-0		NON-CONFERENCE	0-0-0		0-0-0		4-1-2								
0-0-0	0-0-0	0-0-0		HOME	0-0-0		0-0-0		0-0-0								
4-0-2	0-0-0	0-0-		AWAY	0-0-0		0-0-0		4-0-2								
0-1-0	0-0-0	0-0-0		NEUTRAL	0-0-0		0-0-0		0-1-0								
<hr/>																	
2-8-1	0-0-0	0-0-0		CONFERENCE	0-1-0		0-2-0		2-5-1								
2-3-0	0-0-0	0-0-0		HOME	0-1-0		0-1-0		2-1-0								
0-4-1	0-0-0	0-0-0		AWAY	0-0-0		0-0-0		0-4-1								
0-1-0	0-0-0	0-0-0		NEUTRAL	0-0-0		0-1-0		0-0-0								
<hr/>																	
RPI S	Opponent	Score	RPI S	Opponent	Score	RPI S	Opponent	Score	RPI S	Opponent	Score						
						70 H Seattle	0	4	106 H Utah Valley	0	5						
						106 N Utah Valley	1	2									
						152 A UMKC	0	6									
						152 H UMKC	1	2									
						202 A Grand Canyon	1	4									
						209 N Abilene Christian	1	5									
						274 A Prairie View	3	1									
						295 A Bakersfield	2	4									
						298 A New Mexico St.	1	4									
						298 H New Mexico St.	3	1									
						306 A Jackson St.	1	1									
						312 A Incarnate Word	2	1									
						314 A Texas Southern	0	0									
						316 A Southern U.	2	0									
						328 A Grambling	4	0									
						329 A Chicago St.	1	1									
						329 H Chicago St.	3	0									
						<hr/>											
									LAST 10 GAMES								
			106 N Utah Valley	1	2	106 H Utah Valley	0	5									
			298 A New Mexico St.	1	4	152 H UMKC	1	2									
			202 A Grand Canyon	1	4	329 H Chicago St.	3	0									
			295 A Bakersfield	2	4	152 A UMKC	0	6									
			70 H Seattle	0	4	329 A Chicago St.	1	1									

Non-Div. I Games: Our Lady Of The Lake 1 0 Huston-Tillotson 2 1 Tex. A&M Int'l 0 0 Tex.-Pan American

Average RPI Win: 286		WON-LOST	WINNING	LAST 10	STRENGTH OF		OPP. STRENGTH	TEAM	ADJ	CONF.	ADJ CONF.
Average RPI Loss: 186		RECORD	PCT. RANK	GAMES	SCHEDULE		OF SCHEDULE	RPI	RPI	RPI	RPI
DIV. I ONLY		4-14-1	.23684	298	2-7-1		246	280	297	.40019	300
DIV. I NON-CONF.		2-7-0	.22222	287	0-0-0		212	300	288	.3978	290
TOTALS		RPI 1-25	RPI 26-50		W-L RECORDS		RPI 51-100		RPI 101-150		RPI 150+
4-14-1	0-0-0	0-0-0		OVERALL		0-0-0		0-4-0		4-10-1	
3-5-0	0-0-0	0-0-0		HOME		0-0-0		0-1-0		3-4-0	
1-9-1	0-0-0	0-0-0		AWAY		0-0-0		0-3-0		1-6-1	
0-0-0	0-0-0	0-0-0		NEUTRAL		0-0-0		0-0-0		0-0-0	
2-7-0	0-0-0	0-0-0		NON-CONFERENCE		0-0-0		0-2-0		2-5-0	
1-2-0	0-0-0	0-0-0		HOME		0-0-0		0-0-0		1-2-0	
1-5-0	0-0-0	0-0-		AWAY		0-0-0		0-2-0		1-3-0	
0-0-0	0-0-0	0-0-0		NEUTRAL		0-0-0		0-0-0		0-0-0	
2-7-1	0-0-0	0-0-0		CONFERENCE		0-0-0		0-2-0		2-5-1	
2-3-0	0-0-0	0-0-0		HOME		0-0-0		0-1-0		2-2-0	
0-4-1	0-0-0	0-0-0		AWAY		0-0-0		0-1-0		0-3-1	
0-0-0	0-0-0	0-0-0		NEUTRAL		0-0-0		0-0-0		0-0-0	
RPI S	Opponent	Score	RPI S	Opponent	Score	RPI S	Opponent	Score	RPI S	Opponent	Score
									123	H SIUE	1 3
									132	A Cincinnati	0 9
									136	A UT Martin	0 4
									138	A Evansville	0 1
									151	H Marshall	1 3
									155	A Southeast Mo. St.	0 1
									165	A Kent St.	0 3
									173	H Morehead St.	1 3
									177	H Jacksonville St.	1 2
									187	A Murray St.	0 2
									196	A Belmont	0 0
									206	A Western Caro.	1 0
									250	A Cleveland St.	0 4
									258	A Ohio	0 2
									268	H UNC Asheville	1 2
									288	A Austin Peay	1 3
									304	H Tennessee Tech	2 1
									309	H Eastern Ill.	2 1
									323	H Alabama A&M	7 0
LAST 10 GAMES											
						173	H Morehead St.	1 3	136	A UT Martin	0 4
						309	H Eastern Ill.	2 1	177	H Jacksonville St.	1 2
						123	H SIUE	1 3	304	H Tennessee Tech	2 1
						155	A Southeast Mo. St.	0 1	196	A Belmont	0 0
						187	A Murray St.	0 2	288	A Austin Peay	1 3

Non-Div. I Games:

Eastern Ky.

Average RPI Win: 271		WON-LOST	WINNING	LAST 10	STRENGTH OF		OPP. STRENGTH	TEAM	ADJ	CONF.	ADJ CONF.
Average RPI Loss: 164		RECORD	PCT. RANK	GAMES	SCHEDULE		OF SCHEDULE	RPI	RPI	RPI	RPI
DIV. I ONLY		4-14-0	.22222	302	2-8-0		249	230	300	.39961	301
DIV. I NON-CONF.		3-6-0	.33333	249	1-0-0		320	288	311	.3721	310
TOTALS		RPI 1-25	RPI 26-50		W-L RECORDS		RPI 51-100		RPI 101-150		RPI 150+
4-14-0	0-0-0	0-0-0		OVERALL		0-4-0		0-1-0		4-9-0	
2-8-0	0-0-0	0-0-0		HOME		0-3-0		0-1-0		2-4-0	
2-6-0	0-0-0	0-0-0		AWAY		0-1-0		0-0-0		2-5-0	
0-0-0	0-0-0	0-0-0		NEUTRAL		0-0-0		0-0-0		0-0-0	
3-6-0	0-0-0	0-0-0		NON-CONFERENCE		0-1-0		0-0-0		3-5-0	
2-4-0	0-0-0	0-0-0		HOME		0-1-0		0-0-0		2-3-0	
1-2-0	0-0-0	0-0-0		AWAY		0-0-0		0-0-0		1-2-0	
0-0-0	0-0-0	0-0-0		NEUTRAL		0-0-0		0-0-0		0-0-0	
1-8-0	0-0-0	0-0-0		CONFERENCE		0-3-0		0-1-0		1-4-0	
0-4-0	0-0-0	0-0-0		HOME		0-2-0		0-1-0		0-1-0	
1-4-0	0-0-0	0-0-0		AWAY		0-1-0		0-0-0		1-3-0	
0-0-0	0-0-0	0-0-0		NEUTRAL		0-0-0		0-0-0		0-0-0	
RPI S	Opponent	Score	RPI S	Opponent	Score	RPI S	Opponent	Score	RPI S	Opponent	Score
						53 H	South Ala.	1 4	115 H	Texas St.	1 2
						73 H	Troy	0 3	155 H	Southeast Mo. St.	0 3
						74 A	Ga. Southern	0 2	171 H	Appalachian St.	0 1
						90 H	Tulsa	0 1	180 A	La.-Lafayette	2 4
									187 A	Murray St.	3 2
									194 A	Georgia St.	2 5
									199 A	UALR	1 2
									219 A	Missouri St.	0 3
									232 H	Mississippi St.	0 5
									240 A	La.-Monroe	1 0
									265 A	Southern Miss.	0 1
									281 H	Central Ark.	1 2
									325 H	Mississippi Val.	5 1
									331 H	Ark.-Pine Bluff	8 0
LAST 10 GAMES											
						73 H	Troy	0 3	194 A	Georgia St.	2 5
						53 H	South Ala.	1 4	74 A	Ga. Southern	0 2
						199 A	UALR	1 2	171 H	Appalachian St.	0 1
						180 A	La.-Lafayette	2 4	115 H	Texas St.	1 2
						240 A	La.-Monroe	1 0	331 H	Ark.-Pine Bluff	8 0

Non-Div. I Games:

Arkansas St.

Average RPI Win:	273	WON-LOST	WINNING	LAST 10	STRENGTH OF	OPP. STRENGTH	TEAM	ADJ	CONF.	ADJ CONF.	
Average RPI Loss:	177	RECORD	PCT. RANK	GAMES	SCHEDULE	OF SCHEDULE	RPI	RPI	RPI	RPI	
DIV. I ONLY	3-15-0	.16667	316	2-8-0	187	268	303	.39952	302	27	27
DIV. I NON-CONF.	2-8-0	.2	291	1-1-0	143	209	268	.42308	268	26	26
TOTALS	RPI 1-25	RPI 26-50	W-L RECORDS	RPI 51-100	RPI 101-150	RPI 150+					
3-15-0	0-0-0	0-0-0	OVERALL	0-3-0	0-3-0	3-9-0					
3-7-0	0-0-0	0-0-0	HOME	0-2-0	0-1-0	3-4-0					
0-8-0	0-0-0	0-0-0	AWAY	0-1-0	0-2-0	0-5-0					
0-0-0	0-0-0	0-0-0	NEUTRAL	0-0-0	0-0-0	0-0-0					
2-8-0	0-0-0	0-0-0	NON-CONFERENCE	0-2-0	0-3-0	2-3-0					
2-4-0	0-0-0	0-0-0	HOME	0-1-0	0-1-0	2-2-0					
0-4-0	0-0-0	0-0-	AWAY	0-1-0	0-2-0	0-1-0					
0-0-0	0-0-0	0-0-0	NEUTRAL	0-0-0	0-0-0	0-0-0					
1-7-0	0-0-0	0-0-0	CONFERENCE	0-1-0	0-0-0	1-6-0					
1-3-0	0-0-0	0-0-0	HOME	0-1-0	0-0-0	1-2-0					
0-4-0	0-0-0	0-0-0	AWAY	0-0-0	0-0-0	0-4-0					
0-0-0	0-0-0	0-0-0	NEUTRAL	0-0-0	0-0-0	0-0-0					
RPI S	Opponent	Score	RPI S	Opponent	Score	RPI S	Opponent	Score	RPI S	Opponent	Score
						61 A	Northwestern	0 6	118 A	Western Mich.	0 3
						64 H	Iowa	0 4	123 A	SIUE	1 2
						88 H	Valparaiso	1 2	127 H	Eastern Mich.	2 4
									173 H	Morehead St.	1 3
									197 A	Milwaukee	1 4
									205 H	Saint Louis	2 4
									216 H	Green Bay	0 1
									242 H	Detroit	0 1
									250 A	Cleveland St.	0 1
									251 A	Oakland	0 1
									254 H	Loyola Chicago	1 0
									266 A	UNI	0 3
									271 H	IUPUI	2 0
									273 A	Wright St.	0 2
									294 H	Youngstown St.	1 0
			LAST 10 GAMES								
			294 H	Youngstown St.	1 0	88 H	Valparaiso	1 2			
			273 A	Wright St.	0 2	242 H	Detroit	0 1			
			216 H	Green Bay	0 1	254 H	Loyola Chicago	1 0			
			250 A	Cleveland St.	0 1	197 A	Milwaukee	1 4			
			251 A	Oakland	0 1	127 H	Eastern Mich.	2 4			

Non-Div. I Games:

Ill.-Chicago

Pacific

Pacific					Through Games Of Dec. 7, 2014-Final																														
Average RPI Win:		310	WON-LOST	WINNING	LAST 10	STRENGTH OF SCHEDULE	OPP. STRENGTH OF SCHEDULE	TEAM RPI	ADJ RPI		CONF. RPI	ADJ CONF. RPI																							
Average RPI Loss:		133	RECORD	PCT. RANK	GAMES																														
DIV. I ONLY			2-16-1	.13158	323	0-9-1	176	160	302	.39933	303	7	7																						
DIV. I NON-CONF.			2-7-1	.25	277	0-0-1	242	261	287	.40018	287	7	7																						
TOTALS		RPI 1-25		RPI 26-50		W-L RECORDS		RPI 51-100		RPI 101-150		RPI 150+																							
2-16-1		0-2-0		0-2-0		OVERALL		0-2-0		0-1-0		2-9-1																							
2-9-0		0-1-0		0-0-0		HOME		0-2-0		0-0-0		2-6-0																							
0-7-1		0-1-0		0-2-0		AWAY		0-0-0		0-1-0		0-3-1																							
0-0-0		0-0-0		0-0-0		NEUTRAL		0-0-0		0-0-0		0-0-0																							
2-7-1		0-1-0		0-1-0		NON-CONFERENCE		0-0-0		0-0-0		2-5-1																							
2-4-0		0-0-0		0-0-0		HOME		0-0-0		0-0-0		2-4-0																							
0-3-1		0-1-0		0-0-		AWAY		0-0-0		0-0-0		0-1-1																							
0-0-0		0-0-0		0-0-0		NEUTRAL		0-0-0		0-0-0		0-0-0																							
0-9-0		0-1-0		0-1-0		CONFERENCE		0-2-0		0-1-0		0-4-0																							
0-5-0		0-1-0		0-0-0		HOME		0-2-0		0-0-0		0-2-0																							
0-4-0		0-0-0		0-1-0		AWAY		0-0-0		0-1-0		0-2-0																							
0-0-0		0-0-0		0-0-0		NEUTRAL		0-0-0		0-0-0		0-0-0																							
RPI	S	Opponent		Score		RPI	S	Opponent		Score		RPI	S	Opponent		Score																			
12	H	Pepperdine		0 5		38	A	Southern California		0 3		55	H	San Diego		0 1																			
21	A	California		0 3		49	A	Santa Clara		0 2		56	H	BYU		0 4																			
												107	A	Portland		0 3																			
												162	H	FIU		0 1																			
												167	H	Loyola Marymount		1 3																			
												170	A	San Francisco		0 3																			
												179	A	Gonzaga		0 1																			
												190	H	Saint Joseph's		1 4																			
												198	H	St. Mary's (CA)		0 1																			
												208	H	UC Santa Barbara		1 6																			
												222	H	San Jose St.		0 4																			
												267	A	UC Davis		0 0																			
												291	A	Sacramento St.		0 1																			
												307	H	Canisius		2 1																			
												313	H	Quinnipiac		1 0																			
												LAST 10 GAMES																							
												170 A San Francisco						0 3						12 H Pepperdine						0 5					
												56 H BYU						0 4						167 H Loyola Marymount						1 3					
												55 H San Diego						0 1						179 A Gonzaga						0 1					
												198 H St. Mary's (CA)						0 1						107 A Portland						0 3					
												49 A Santa Clara						0 2						267 A UC Davis						0 0					

Average RPI Win:		261	WON-LOST RECORD		WINNING PCT. RANK		LAST 10 GAMES		STRENGTH OF SCHEDULE		OPP. STRENGTH OF SCHEDULE		TEAM RPI		ADJ RPI		CONF. RPI		ADJ CONF. RPI				
Average RPI Loss:		168																					
DIV. I ONLY			2-15-2		.15789 320		0-8-2		191		269		307		.39683 304		22		22				
DIV. I NON-CONF.			2-7-0		.22222 287		0-0-0		110		282		261		.43089 261		21		21				
TOTALS		RPI 1-25		RPI 26-50		W-L RECORDS		RPI 51-100		RPI 101-150		RPI 150+											
2-15-2		0-0-0		0-0-0		OVERALL		0-2-0		0-4-0		2-9-2											
1-6-1		0-0-0		0-0-0		HOME		0-0-0		0-2-0		1-4-1											
1-8-1		0-0-0		0-0-0		AWAY		0-1-0		0-2-0		1-5-1											
0-1-0		0-0-0		0-0-0		NEUTRAL		0-1-0		0-0-0		0-0-0											
2-7-0		0-0-0		0-0-0		NON-CONFERENCE		0-2-0		0-2-0		2-3-0											
1-2-0		0-0-0		0-0-0		HOME		0-0-0		0-1-0		1-1-0											
1-4-0		0-0-0		0-0-		AWAY		0-1-0		0-1-0		1-2-0											
0-1-0		0-0-0		0-0-0		NEUTRAL		0-1-0		0-0-0		0-0-0											
0-8-2		0-0-0		0-0-0		CONFERENCE		0-0-0		0-2-0		0-6-2											
0-4-1		0-0-0		0-0-0		HOME		0-0-0		0-1-0		0-3-1											
0-4-1		0-0-0		0-0-0		AWAY		0-0-0		0-1-0		0-3-1											
0-0-0		0-0-0		0-0-0		NEUTRAL		0-0-0		0-0-0		0-0-0											
RPI	S	Opponent		Score		RPI	S	Opponent		Score		RPI	S	Opponent		Score		RPI	S	Opponent		Score	
								53	N	South Ala.	0	5			123	H	SIUE	0	2				
								73	A	Troy	0	3			130	H	East Tenn. St.	1	5				
															136	A	UT Martin	1	5				
															138	A	Evansville	0	7				
															155	H	Southeast Mo. St.	0	2				
															173	A	Morehead St.	0	3				
															177	H	Jacksonville St.	1	2				
															187	A	Murray St.	0	3				
															194	H	Georgia St.	1	0				
															196	H	Belmont	0	2				
															199	A	UALR	0	1				
															206	H	Western Caro.	0	3				
															273	A	Wright St.	0	5				
															288	A	Austin Peay	0	0				
															300	A	Eastern Ky.	1	2				
															309	H	Eastern Ill.	2	2				
															327	A	Chattanooga	2	1				
LAST 10 GAMES																							
						177	H	Jacksonville St.	1	2	309	H	Eastern Ill.	2	2								
						123	H	SIUE	0	2	173	A	Morehead St.	0	3								
						155	H	Southeast Mo. St.	0	2	300	A	Eastern Ky.	1	2								
						288	A	Austin Peay	0	0	136	A	UT Martin	1	5								
						196	H	Belmont	0	2	187	A	Murray St.	0	3								

Non-Div. I Games:

Tennessee Tech



Average RPI Win: 291		WON-LOST RECORD	WINNING PCT. RANK		LAST 10 GAMES	STRENGTH OF SCHEDULE	OPP. STRENGTH OF SCHEDULE	TEAM RPI	ADJ RPI	CONF. RPI	ADJ CONF. RPI	
Average RPI Loss: 179												
DIV. I ONLY		7-14-0	.33333	262	3-7-0	312	295	304	.39592	305	20	21
DIV. I NON-CONF.		4-6-0	.4	217	0-0-0	323	316	304	.38191	305	23	23
<hr/>												
TOTALS		RPI 1-25		RPI 26-50		W-L RECORDS		RPI 51-100		RPI 101-150		RPI 150+
7-14-0		0-0-0		0-0-0		OVERALL		0-2-0		1-5-0		6-7-0
4-8-0		0-0-0		0-0-0		HOME		0-0-0		0-4-0		4-4-0
3-6-0		0-0-0		0-0-0		AWAY		0-2-0		1-1-0		2-3-0
0-0-0		0-0-0		0-0-0		NEUTRAL		0-0-0		0-0-0		0-0-0
4-6-0		0-0-0		0-0-0		NON-CONFERENCE		0-0-0		0-2-0		4-4-0
4-3-0		0-0-0		0-0-0		HOME		0-0-0		0-1-0		4-2-0
0-3-0		0-0-0		0-0-		AWAY		0-0-0		0-1-0		0-2-0
0-0-0		0-0-0		0-0-0		NEUTRAL		0-0-0		0-0-0		0-0-0
3-8-0		0-0-0		0-0-0		CONFERENCE		0-2-0		1-3-0		2-3-0
0-5-0		0-0-0		0-0-0		HOME		0-0-0		0-3-0		0-2-0
3-3-0		0-0-0		0-0-0		AWAY		0-2-0		1-0-0		2-1-0
0-0-0		0-0-0		0-0-0		NEUTRAL		0-0-0		0-0-0		0-0-0
RPI	S	Opponent	Score	RPI	S	Opponent	Score	RPI	S	Opponent	Score	
						85 A Samford	0 6			101 H Mercer	0 3	
						85 A Samford	1 3			103 A Furman	2 1	
										130 H East Tenn. St.	3 5	
										135 H UNC Greensboro	1 4	
										143 A Columbia	1 2	
										145 H Richmond	1 2	
										188 A Coastal Caro.	0 2	
										206 H Western Caro.	1 3	
										214 A Fordham	0 2	
										233 A Wofford	0 3	
										253 H Col. of Charleston	1 2	
										272 H North Florida	1 2	
										318 H NJIT	2 1	
										319 A VMI	3 0	
										319 H VMI	2 3	
										321 H Charleston So.	3 1	
										322 H USC Upstate	1 0	
										327 A Chattanooga	8 2	
										330 H South Carolina St.	3 2	
<hr/>												
LAST 10 GAMES												
						85 A Samford	0 6			130 H East Tenn. St.	3 5	
						319 A VMI	3 0			206 H Western Caro.	1 3	
						327 A Chattanooga	8 2			233 A Wofford	0 3	
						85 A Samford	1 3			103 A Furman	2 1	
						101 H Mercer	0 3			135 H UNC Greensboro	1 4	

Non-Div. I Games:

Citadel

Average RPI Win:	312	WON-LOST RECORD	WINNING PCT. RANK	LAST 10 GAMES	STRENGTH OF SCHEDULE	OPP. STRENGTH OF SCHEDULE	TEAM RPI	ADJ RPI	CONF. RPI	ADJ CONF. RPI		
Average RPI Loss:	244											
DIV. I ONLY	7-9-3	.44737	195	5-4-1	321	330	305	.39534	306	31	31	
DIV. I NON-CONF.	1-5-1	.21429	289	0-0-0	239	312	301	.38442	302	32	32	
<hr/>												
TOTALS	RPI 1-25	RPI 26-50		W-L RECORDS	RPI 51-100		RPI 101-150		RPI 150+			
7-9-3	0-0-0	0-0-0		OVERALL	0-0-0		0-1-0		7-8-3			
3-3-2	0-0-0	0-0-0		HOME	0-0-0		0-0-0		3-3-2			
3-5-1	0-0-0	0-0-0		AWAY	0-0-0		0-1-0		3-4-1			
1-1-0	0-0-0	0-0-0		NEUTRAL	0-0-0		0-0-0		1-1-0			
<hr/>												
1-5-1	0-0-0	0-0-0		NON-CONFERENCE	0-0-0		0-1-0		1-4-1			
1-1-1	0-0-0	0-0-0		HOME	0-0-0		0-0-0		1-1-1			
0-4-0	0-0-0	0-0-		AWAY	0-0-0		0-1-0		0-3-0			
0-0-0	0-0-0	0-0-0		NEUTRAL	0-0-0		0-0-0		0-0-0			
<hr/>												
6-4-2	0-0-0	0-0-0		CONFERENCE	0-0-0		0-0-0		6-4-2			
2-2-1	0-0-0	0-0-0		HOME	0-0-0		0-0-0		2-2-1			
3-1-1	0-0-0	0-0-0		AWAY	0-0-0		0-0-0		3-1-1			
1-1-0	0-0-0	0-0-0		NEUTRAL	0-0-0		0-0-0		1-1-0			
<hr/>												
RPI	S	Opponent	Score	RPI	S	Opponent	Score	RPI	S	Opponent	Score	
								134	A	Louisiana Tech	0	7
								177	A	Jacksonville St.	1	7
								213	H	Southeastern La.	0	2
								257	H	McNeese St.	1	0
								265	A	Southern Miss.	0	5
								274	A	Prairie View	2	3
								279	A	Northwestern St.	0	6
								283	H	Howard	0	1
								283	N	Howard	0	3
								287	H	Alabama St.	1	2
								299	H	Tex.-Pan American	1	1
								314	A	Texas Southern	2	0
								314	N	Texas Southern	1	0
								316	A	Southern U.	3	1
								323	H	Alabama A&M	3	0
								325	A	Mississippi Val.	2	2
								328	H	Grambling	1	1
								331	H	Ark.-Pine Bluff	6	0
								332	A	Alcorn	4	0
								<hr/>				
LAST 10 GAMES												
283 N Howard				0	3	323 H Alabama A&M				3	0	
314 N Texas Southern				1	0	287 H Alabama St.				1	2	
316 A Southern U.				3	1	283 H Howard				0	1	
274 A Prairie View				2	3	332 A Alcorn				4	0	
314 A Texas Southern				2	0	325 A Mississippi Val.				2	2	

Non-Div. I Games: Millsaps 2 0 Mississippi Col. 3 2

Jackson St.

Average RPI Win: 243		WON-LOST	WINNING	LAST 10	STRENGTH OF		OPP. STRENGTH	TEAM	ADJ	CONF.	ADJ CONF.
Average RPI Loss: 209		RECORD	PCT. RANK	GAMES	SCHEDULE		OF SCHEDULE	RPI	RPI	RPI	RPI
DIV. I ONLY		5-14-0	.26316	288	5-5-0		275	304	306	.39101	307
DIV. I NON-CONF.		0-8-0	0	323	0-0-0		311	311	331	.28915	330
TOTALS		RPI 1-25	RPI 26-50		W-L RECORDS		RPI 51-100		RPI 101-150		RPI 150+
5-14-0	0-0-0	0-1-0		OVERALL		0-3-0		1-1-0		4-9-0	
3-5-0	0-0-0	0-0-0		HOME		0-1-0		1-0-0		2-4-0	
2-9-0	0-0-0	0-1-0		AWAY		0-2-0		0-1-0		2-5-0	
0-0-0	0-0-0	0-0-0		NEUTRAL		0-0-0		0-0-0		0-0-0	
0-8-0	0-0-0	0-1-0		NON-CONFERENCE		0-0-0		0-0-0		0-7-0	
0-3-0	0-0-0	0-0-0		HOME		0-0-0		0-0-0		0-3-0	
0-5-0	0-0-0	0-0-		AWAY		0-0-0		0-0-0		0-4-0	
0-0-0	0-0-0	0-0-0		NEUTRAL		0-0-0		0-0-0		0-0-0	
5-6-0	0-0-0	0-0-0		CONFERENCE		0-3-0		1-1-0		4-2-0	
3-2-0	0-0-0	0-0-0		HOME		0-1-0		1-0-0		2-1-0	
2-4-0	0-0-0	0-0-0		AWAY		0-2-0		0-1-0		2-1-0	
0-0-0	0-0-0	0-0-0		NEUTRAL		0-0-0		0-0-0		0-0-0	
RPI S	Opponent	Score	RPI S	Opponent	Score	RPI S	Opponent	Score	RPI S	Opponent	Score
			35 A	Buffalo	0 2	76 A	Fairfield	0 3	111 H	Monmouth	3 2
						100 A	Niagara	0 1	112 A	Rider	0 5
						100 H	Niagara	0 1	218 H	Manhattan	3 0
									229 H	Siena	0 1
									239 H	Binghamton	0 2
									246 A	St. Bonaventure	0 2
									250 H	Cleveland St.	0 4
									275 H	Iona	1 0
									291 A	Sacramento St.	0 2
									296 A	Marist	3 1
									297 H	Robert Morris	0 1
									303 A	Pacific	1 2
									313 A	Quinnipiac	2 1
									318 A	NJIT	0 1
									326 A	Saint Peter's	1 3
			LAST 10 GAMES								
			100 A	Niagara	0 1	275 H	Iona	1 0			
			218 H	Manhattan	3 0	112 A	Rider	0 5			
			296 A	Marist	3 1	313 A	Quinnipiac	2 1			
			76 A	Fairfield	0 3	100 H	Niagara	0 1			
			229 H	Siena	0 1	111 H	Monmouth	3 2			

Non-Div. I Games: Roberts Wesleyan 1 0

Canisius

Average RPI Win: 263		WON-LOST RECORD	WINNING PCT. RANK		LAST 10 GAMES	STRENGTH OF SCHEDULE	OPP. STRENGTH OF SCHEDULE	TEAM RPI	ADJ RPI		CONF. RPI	ADJ CONF. RPI
Average RPI Loss: 230												
DIV. I ONLY		5-12-2	.31579	269	3-5-2	315	288	308	.38693	308	30	30
DIV. I NON-CONF.		2-9-0	.18182	297	0-2-0	299	264	317	.35508	317	28	27
TOTALS		RPI 1-25		RPI 26-50		W-L RECORDS		RPI 51-100		RPI 101-150		RPI 150+
5-12-2	0-0-0			0-0-0	OVERALL		0-0-0		0-0-0		5-12-2	
4-2-1	0-0-0			0-0-0	HOME		0-0-0		0-0-0		4-2-1	
1-9-1	0-0-0			0-0-0	AWAY		0-0-0		0-0-0		1-9-1	
0-1-0	0-0-0			0-0-0	NEUTRAL		0-0-0		0-0-0		0-1-0	
2-9-0	0-0-0			0-0-0	NON-CONFERENCE		0-0-0		0-0-0		2-9-0	
2-1-0	0-0-0			0-0-0	HOME		0-0-0		0-0-0		2-1-0	
0-7-0	0-0-0			0-0-	AWAY		0-0-0		0-0-0		0-7-0	
0-1-0	0-0-0			0-0-0	NEUTRAL		0-0-0		0-0-0		0-1-0	
3-3-2	0-0-0			0-0-0	CONFERENCE		0-0-0		0-0-0		3-3-2	
2-1-1	0-0-0			0-0-0	HOME		0-0-0		0-0-0		2-1-1	
1-2-1	0-0-0			0-0-0	AWAY		0-0-0		0-0-0		1-2-1	
0-0-0	0-0-0			0-0-0	NEUTRAL		0-0-0		0-0-0		0-0-0	
RPI	S	Opponent	Score	RPI	S	Opponent	Score	RPI	S	Opponent	Score	
										169 A	Utah St.	0 3
										178 H	Creighton	1 2
										189 A	Denver	3 2
										204 H	South Dakota St.	2 0
										205 A	Saint Louis	2 4
										212 A	Northern Colo.	1 4
										215 A	Northern Ill.	0 1
										217 A	Drake	1 2
										219 A	Missouri St.	1 2
										253 N	Col. of Charleston	0 1
										256 H	North Dakota St.	1 1
										261 H	Oral Roberts	1 2
										269 A	South Dakota	0 0
										270 A	Weber St.	1 3
										271 A	IUPUI	0 2
										286 A	Western Ill.	1 2
										298 H	New Mexico St.	6 2
										310 H	IPFW	1 0
										312 H	Incarnate Word	2 0
LAST 10 GAMES												
						271 A	IUPUI	0 2		217 A	Drake	1 2
						286 A	Western Ill.	1 2		256 H	North Dakota St.	1 1
						261 H	Oral Roberts	1 2		189 A	Denver	3 2
						310 H	IPFW	1 0		269 A	South Dakota	0 0
						204 H	South Dakota St.	2 0		205 A	Saint Louis	2 4

Non-Div. I Games:

Omaha

Average RPI Win: 309		WON-LOST	WINNING	LAST 10	STRENGTH OF		OPP. STRENGTH	TEAM	ADJ	CONF.	ADJ CONF.					
Average RPI Loss: 185		RECORD	PCT. RANK	GAMES	SCHEDULE		OF SCHEDULE	RPI	RPI	RPI	RPI					
DIV. I ONLY		2-15-2	.15789	320	1-8-1		217	303	310	.38421	309	22	22			
DIV. I NON-CONF.		1-7-1	.16667	300	0-0-0		175	322	296	.39114	300	21	21			
<hr/>																
TOTALS		RPI 1-25		RPI 26-50		W-L RECORDS		RPI 51-100		RPI 101-150		RPI 150+				
2-15-2		0-0-0		0-0-0		OVERALL		0-1-0		0-3-0		2-11-2				
1-10-1		0-0-0		0-0-0		HOME		0-1-0		0-2-0		1-7-1				
1-5-1		0-0-0		0-0-0		AWAY		0-0-0		0-1-0		1-4-1				
0-0-0		0-0-0		0-0-0		NEUTRAL		0-0-0		0-0-0		0-0-0				
1-7-1		0-0-0		0-0-0		NON-CONFERENCE		0-1-0		0-1-0		1-5-1				
0-6-1		0-0-0		0-0-0		HOME		0-1-0		0-1-0		0-4-1				
1-1-0		0-0-0		0-0-		AWAY		0-0-0		0-0-0		1-1-0				
0-0-0		0-0-0		0-0-0		NEUTRAL		0-0-0		0-0-0		0-0-0				
1-8-1		0-0-0		0-0-0		CONFERENCE		0-0-0		0-2-0		1-6-1				
1-4-0		0-0-0		0-0-0		HOME		0-0-0		0-1-0		1-3-0				
0-4-1		0-0-0		0-0-0		AWAY		0-0-0		0-1-0		0-3-1				
0-0-0		0-0-0		0-0-0		NEUTRAL		0-0-0		0-0-0		0-0-0				
RPI	S	Opponent	Score	RPI	S	Opponent	Score	RPI	S	Opponent	Score	RPI	S	Opponent	Score	
								88	H	Valparaiso	1	3				
												123	A	SIUE	1	3
												134	H	Louisiana Tech	1	3
												136	H	UT Martin	1	2
												151	H	Marshall	0	3
												152	H	UMKC	1	4
												155	H	Southeast Mo. St.	0	4
												173	A	Morehead St.	0	5
												177	A	Jacksonville St.	1	3
												187	H	Murray St.	0	1
												196	H	Belmont	1	3
												216	H	Green Bay	1	1
												241	A	Northern Ky.	0	4
												271	H	IUPUI	2	3
												285	H	Indiana St.	0	2
												288	H	Austin Peay	3	1
												300	A	Eastern Ky.	1	2
												304	A	Tennessee Tech	2	2
												329	A	Chicago St.	2	0
<hr/>																
LAST 10 GAMES																
		</														

Non-Div. I Games:

Eastern Ill.

Average RPI Win:	248	WON-LOST RECORD	WINNING PCT. RANK	LAST 10 GAMES	STRENGTH OF SCHEDULE	OPP. STRENGTH OF SCHEDULE	TEAM RPI	ADJ RPI	CONF. RPI	ADJ CONF. RPI	
DIV. I ONLY		2-14-2	.16667 316	1-7-2	257	278	312	.38258 310	30	30	
DIV. I NON-CONF.		2-8-0	.2 291	1-1-0	152	227	273	.41992 274	28	27	
<hr/>											
TOTALS	RPI 1-25	RPI 26-50		W-L RECORDS	RPI 51-100		RPI 101-150		RPI 150+		
2-14-2	0-0-0	0-0-0		OVERALL	0-4-0		0-0-0		2-10-2		
2-4-2	0-0-0	0-0-0		HOME	0-1-0		0-0-0		2-3-2		
0-10-0	0-0-0	0-0-0		AWAY	0-3-0		0-0-0		0-7-0		
0-0-0	0-0-0	0-0-0		NEUTRAL	0-0-0		0-0-0		0-0-0		
2-8-0	0-0-0	0-0-0		NON-CONFERENCE	0-4-0		0-0-0		2-4-0		
2-2-0	0-0-0	0-0-0		HOME	0-1-0		0-0-0		2-1-0		
0-6-0	0-0-0	0-0-		AWAY	0-3-0		0-0-0		0-3-0		
0-0-0	0-0-0	0-0-0		NEUTRAL	0-0-0		0-0-0		0-0-0		
0-6-2	0-0-0	0-0-0		CONFERENCE	0-0-0		0-0-0		0-6-2		
0-2-2	0-0-0	0-0-0		HOME	0-0-0		0-0-0		0-2-2		
0-4-0	0-0-0	0-0-0		AWAY	0-0-0		0-0-0		0-4-0		
0-0-0	0-0-0	0-0-0		NEUTRAL	0-0-0		0-0-0		0-0-0		
RPI S	Opponent	Score	RPI S	Opponent	Score	RPI S	Opponent	Score	RPI S	Opponent	Score
						58 A	Miami (OH)	0 3	168 A	Butler	0 4
						88 H	Valparaiso	0 1	189 A	Denver	0 3
						93 A	Michigan St.	1 3	204 H	South Dakota St.	3 3
						98 A	Ball St.	0 3	207 A	Central Mich.	0 2
									241 H	Northern Ky.	6 4
									242 H	Detroit	0 2
									254 H	Loyola Chicago	2 1
									256 H	North Dakota St.	0 1
									261 A	Oral Roberts	0 2
									269 A	South Dakota	0 1
									271 H	IUPUI	1 3
									285 A	Indiana St.	0 2
									286 H	Western Ill.	0 0
									308 A	Omaha	0 1
LAST 10 GAMES											
						261 A	Oral Roberts	0 2	271 H	IUPUI	1 3
						189 A	Denver	0 3	204 H	South Dakota St.	3 3
						308 A	Omaha	0 1	269 A	South Dakota	0 1
						256 H	North Dakota St.	0 1	285 A	Indiana St.	0 2
						286 H	Western Ill.	0 0	254 H	Loyola Chicago	2 1

Non-Div. I Games:

IPFW

Average RPI Win:		299	WON-LOST RECORD		WINNING PCT. RANK		LAST 10 GAMES		STRENGTH OF SCHEDULE		OPP. STRENGTH OF SCHEDULE		TEAM RPI		ADJ RPI		CONF. RPI		ADJ CONF. RPI	
Average RPI Loss:		185																		
DIV. I ONLY			4-14-1		.23684 298		4-5-1		301		257		311		.38253 311		29		29	
DIV. I NON-CONF.			2-9-0		.18182 297		2-0-0		268		217		308		.3769 307		29		29	
TOTALS		RPI 1-25		RPI 26-50		W-L RECORDS		RPI 51-100		RPI 101-150		RPI 150+								
4-14-1		0-1-0		0-1-0		OVERALL		0-0-0		0-2-0		4-10-1								
3-5-0		0-0-0		0-1-0		HOME		0-0-0		0-1-0		3-3-0								
1-8-1		0-0-0		0-0-0		AWAY		0-0-0		0-1-0		1-7-1								
0-1-0		0-1-0		0-0-0		NEUTRAL		0-0-0		0-0-0		0-0-0								
2-9-0		0-1-0		0-1-0		NON-CONFERENCE		0-0-0		0-1-0		2-6-0								
1-3-0		0-0-0		0-1-0		HOME		0-0-0		0-0-0		1-2-0								
1-5-0		0-0-0		0-0-		AWAY		0-0-0		0-1-0		1-4-0								
0-1-0		0-1-0		0-0-0		NEUTRAL		0-0-0		0-0-0		0-0-0								
2-5-1		0-0-0		0-0-0		CONFERENCE		0-0-0		0-1-0		2-4-1								
2-2-0		0-0-0		0-0-0		HOME		0-0-0		0-1-0		2-1-0								
0-3-1		0-0-0		0-0-0		AWAY		0-0-0		0-0-0		0-3-1								
0-0-0		0-0-0		0-0-0		NEUTRAL		0-0-0		0-0-0		0-0-0								
RPI S	Opponent		Score		RPI S	Opponent		Score		RPI S	Opponent		Score		RPI S	Opponent		Score		
21 N	California		0 3		41 H	Harvard		0 5							128 A	Holy Cross		0 5		
															131 H	Central Conn. St.		0 1		
															156 A	Fairleigh Dickinson		1 2		
															170 A	San Francisco		0 3		
															190 A	Saint Joseph's		0 1		
															214 H	Fordham		1 2		
															221 H	Wagner		0 1		
															229 A	Siena		0 1		
															230 A	Seton Hall		1 3		
															236 H	Sacred Heart		3 1		
															275 H	Iona		0 3		
															292 A	Bryant		1 4		
															293 A	Saint Francis (PA)		1 1		
															297 A	Robert Morris		0 1		
															315 H	Mt. St. Mary's		5 1		
															318 H	NJIT		1 0		
															326 A	Saint Peter's		4 1		
LAST 10 GAMES																				
						292 A Bryant		1 4								315 H Mt. St. Mary's		5 1		
						131 H Central Conn. St.		0 1								236 H Sacred Heart		3 1		
						221 H Wagner		0 1								156 A Fairleigh Dickinson		1 2		
						293 A Saint Francis (PA)		1 1								318 H NJIT		1 0		
						297 A Robert Morris		0 1								326 A Saint Peter's		4 1		

Non-Div. I Games:

LIU Brooklyn

Average RPI Win:	269	WON-LOST RECORD	WINNING PCT. RANK	LAST 10 GAMES	STRENGTH OF SCHEDULE	OPP. STRENGTH OF SCHEDULE	TEAM RPI	ADJ RPI	CONF. RPI	ADJ CONF. RPI		
DIV. I ONLY		2-13-3	.19444	312	2-5-3	256	296	309	.38139	312	25	25
DIV. I NON-CONF.		0-7-0	0	323	0-0-0	238	305	323	.32735	324	24	24
<hr/>												
TOTALS	RPI 1-25	RPI 26-50			W-L RECORDS		RPI 51-100		RPI 101-150		RPI 150+	
2-13-3	0-0-0	0-0-0			OVERALL		0-3-0		0-1-0		2-9-3	
1-3-3	0-0-0	0-0-0			HOME		0-0-0		0-0-0		1-3-3	
1-10-0	0-0-0	0-0-0			AWAY		0-3-0		0-1-0		1-6-0	
0-0-0	0-0-0	0-0-0			NEUTRAL		0-0-0		0-0-0		0-0-0	
<hr/>												
0-7-0	0-0-0	0-0-0			NON-CONFERENCE		0-2-0		0-0-0		0-5-0	
0-1-0	0-0-0	0-0-0			HOME		0-0-0		0-0-0		0-1-0	
0-6-0	0-0-0	0-0-			AWAY		0-2-0		0-0-0		0-4-0	
0-0-0	0-0-0	0-0-0			NEUTRAL		0-0-0		0-0-0		0-0-0	
<hr/>												
2-6-3	0-0-0	0-0-0			CONFERENCE		0-1-0		0-1-0		2-4-3	
1-2-3	0-0-0	0-0-0			HOME		0-0-0		0-0-0		1-2-3	
1-4-0	0-0-0	0-0-0			AWAY		0-1-0		0-1-0		1-2-0	
0-0-0	0-0-0	0-0-0			NEUTRAL		0-0-0		0-0-0		0-0-0	
<hr/>												
RPI S	Opponent	Score	RPI S	Opponent	Score	RPI S	Opponent	Score	RPI S	Opponent	Score	
						72 A	Baylor	0 5	124 A	Houston Baptist	0 5	
						80 A	Stephen F. Austin	0 1	158 A	Sam Houston St.	1 4	
						86 A	UTEP	0 4	178 A	Creighton	0 2	
									209 H	Abilene Christian	1 1	
									213 H	Southeastern La.	0 2	
									237 H	Nicholls St.	1 3	
									249 H	Lamar	0 0	
									257 H	McNeese St.	2 0	
									274 A	Prairie View	1 2	
									279 A	Northwestern St.	0 1	
									280 H	A&M-Corpus Christi	1 1	
									281 A	Central Ark.	1 0	
									298 A	New Mexico St.	1 2	
									299 H	Tex.-Pan American	1 2	
									308 A	Omaha	0 2	
<hr/>												
LAST 10 GAMES												
						80 A	Stephen F. Austin	0 1	124 A	Houston Baptist	0 5	
						279 A	Northwestern St.	0 1	280 H	A&M-Corpus Christi	1 1	
						249 H	Lamar	0 0	281 A	Central Ark.	1 0	
						257 H	McNeese St.	2 0	237 H	Nicholls St.	1 3	
						209 H	Abilene Christian	1 1	213 H	Southeastern La.	0 2	

Non-Div. I Games:

Incarnate Word



Quinnipiac

Through Games Of Dec. 7, 2014-Final

Average RPI Win:	304	WON-LOST RECORD	WINNING PCT. RANK	LAST 10 GAMES	STRENGTH OF SCHEDULE	OPP. STRENGTH OF SCHEDULE	TEAM RPI	ADJ RPI	CONF. RPI	ADJ CONF. RPI	
DIV. I ONLY		3-13-1	.20588 308	2-8-0	300	264	313	.37468 313	26	26	
DIV. I NON-CONF.		1-6-0	.14286 308	0-2-0	317	236	324	.33131 323	27	28	
<hr/>											
TOTALS	RPI 1-25	RPI 26-50		W-L RECORDS	RPI 51-100		RPI 101-150		RPI 150+		
3-13-1	0-0-0	0-0-0		OVERALL	0-2-0		0-3-0		3-8-1		
3-2-1	0-0-0	0-0-0		HOME	0-1-0		0-0-0		3-1-1		
0-11-0	0-0-0	0-0-0		AWAY	0-1-0		0-3-0		0-6-0		
0-0-0	0-0-0	0-0-0		NEUTRAL	0-0-0		0-0-0		0-0-0		
<hr/>											
1-6-0	0-0-0	0-0-0		NON-CONFERENCE	0-0-0		0-1-0		1-5-0		
1-0-0	0-0-0	0-0-0		HOME	0-0-0		0-0-0		1-0-0		
0-6-0	0-0-0	0-0-		AWAY	0-0-0		0-1-0		0-5-0		
0-0-0	0-0-0	0-0-0		NEUTRAL	0-0-0		0-0-0		0-0-0		
<hr/>											
2-7-1	0-0-0	0-0-0		CONFERENCE	0-2-0		0-2-0		2-3-1		
2-2-1	0-0-0	0-0-0		HOME	0-1-0		0-0-0		2-1-1		
0-5-0	0-0-0	0-0-0		AWAY	0-1-0		0-2-0		0-2-0		
0-0-0	0-0-0	0-0-0		NEUTRAL	0-0-0		0-0-0		0-0-0		
<hr/>											
RPI S	Opponent	Score	RPI S	Opponent	Score	RPI S	Opponent	Score	RPI S	Opponent	Score
						76 H Fairfield	1	4	108 A Yale	0	2
						100 A Niagara	1	4	111 A Monmouth	0	1
									112 A Rider	1	2
									190 A Saint Joseph's	0	2
									203 A Brown	0	2
									218 A Manhattan	0	1
									229 A Siena	0	1
									235 A Maine	0	1
									267 A UC Davis	0	1
									275 H Iona	1	1
									289 H Vermont	1	0
									296 H Marist	2	1
									303 A Pacific	0	1
									307 H Canisius	1	2
									326 H Saint Peter's	3	0
<hr/>											
LAST 10 GAMES											
190 A Saint Joseph's	0	2	296 H Marist	2	1						
229 A Siena	0	1	112 A Rider	1	2						
326 H Saint Peter's	3	0	203 A Brown	0	2						
218 A Manhattan	0	1	307 H Canisius	1	2						
111 A Monmouth	0	1	76 H Fairfield	1	4						

Non-Div. I Games:

Quinnipiac

Average RPI Win: 319		WON-LOST	WINNING	LAST 10	STRENGTH OF		OPP. STRENGTH	TEAM	ADJ		CONF.	ADJ CONF.
Average RPI Loss: 235		RECORD	PCT. RANK	GAMES	SCHEDULE		OF SCHEDULE	RPI	RPI		RPI	RPI
DIV. I ONLY		5-10-3	.36111	251	4-5-1		324	325	316	.3733	314	31
DIV. I NON-CONF.		0-6-1	.07143	320	0-1-0		241	276	318	.35336	318	32
TOTALS		RPI 1-25	RPI 26-50		W-L RECORDS		RPI 51-100		RPI 101-150		RPI 150+	
5-10-3		0-0-0	0-0-0		OVERALL		0-1-0		0-0-0		5-9-3	
2-5-2		0-0-0	0-0-0		HOME		0-0-0		0-0-0		2-5-2	
3-4-1		0-0-0	0-0-0		AWAY		0-1-0		0-0-0		3-2-1	
0-1-0		0-0-0	0-0-0		NEUTRAL		0-0-0		0-0-0		0-1-0	
0-6-1		0-0-0	0-0-0		NON-CONFERENCE		0-1-0		0-0-0		0-5-1	
0-2-1		0-0-0	0-0-0		HOME		0-0-0		0-0-0		0-2-1	
0-4-0		0-0-0	0-0-		AWAY		0-1-0		0-0-0		0-3-0	
0-0-0		0-0-0	0-0-0		NEUTRAL		0-0-0		0-0-0		0-0-0	
5-4-2		0-0-0	0-0-0		CONFERENCE		0-0-0		0-0-0		5-4-2	
2-3-1		0-0-0	0-0-0		HOME		0-0-0		0-0-0		2-3-1	
3-0-1		0-0-0	0-0-0		AWAY		0-0-0		0-0-0		3-0-1	
0-1-0		0-0-0	0-0-0		NEUTRAL		0-0-0		0-0-0		0-1-0	
RPI S	Opponent	Score	RPI S	Opponent	Score	RPI S	Opponent	Score	RPI S	Opponent	Score	
						62 A	North Texas	0 3	180 A	La.-Lafayette	1 5	
									200 A	SMU	0 1	
									213 H	Southeastern La.	0 4	
									249 A	Lamar	0 4	
									274 H	Prairie View	0 3	
									280 H	A&M-Corpus Christi	0 3	
									283 H	Howard	0 3	
									287 H	Alabama St.	2 1	
									299 H	Tex.-Pan American	0 0	
									306 H	Jackson St.	0 2	
									306 N	Jackson St.	0 1	
									316 H	Southern U.	2 0	
									323 H	Alabama A&M	2 2	
									325 A	Mississippi Val.	0 0	
									328 A	Grambling	1 0	
									331 A	Ark.-Pine Bluff	4 0	
									332 A	Alcorn	2 1	
LAST 10 GAMES												
						306 N	Jackson St.	0 1	283 H	Howard	0 3	
						200 A	SMU	0 1	332 A	Alcorn	2 1	
						274 H	Prairie View	0 3	325 A	Mississippi Val.	0 0	
						316 H	Southern U.	2 0	328 A	Grambling	1 0	
						306 H	Jackson St.	0 2	331 A	Ark.-Pine Bluff	4 0	

Non-Div. I Games:

Texas Southern

Average RPI Win:	288	WON-LOST RECORD	WINNING PCT. RANK	LAST 10 GAMES	STRENGTH OF SCHEDULE	OPP. STRENGTH OF SCHEDULE	TEAM RPI	ADJ RPI	CONF. RPI	ADJ CONF. RPI	
DIV. I ONLY		2-16-1	.13158 323	2-7-1	247	285	315	.37297 315	29	29	
DIV. I NON-CONF.		1-10-0	.09091 317	1-1-0	172	247	303	.38313 304	29	29	
<hr/>											
TOTALS	RPI 1-25	RPI 26-50		W-L RECORDS	RPI 51-100		RPI 101-150		RPI 150+		
2-16-1	0-0-0	0-0-0		OVERALL	0-2-0		0-4-1		2-10-0		
2-6-0	0-0-0	0-0-0		HOME	0-0-0		0-1-0		2-5-0		
0-8-1	0-0-0	0-0-0		AWAY	0-2-0		0-2-1		0-4-0		
0-2-0	0-0-0	0-0-0		NEUTRAL	0-0-0		0-1-0		0-1-0		
<hr/>											
1-10-0	0-0-0	0-0-0		NON-CONFERENCE	0-2-0		0-4-0		1-4-0		
1-3-0	0-0-0	0-0-0		HOME	0-0-0		0-1-0		1-2-0		
0-5-0	0-0-0	0-0-		AWAY	0-2-0		0-2-0		0-1-0		
0-2-0	0-0-0	0-0-0		NEUTRAL	0-0-0		0-1-0		0-1-0		
<hr/>											
1-6-1	0-0-0	0-0-0		CONFERENCE	0-0-0		0-0-1		1-6-0		
1-3-0	0-0-0	0-0-0		HOME	0-0-0		0-0-0		1-3-0		
0-3-1	0-0-0	0-0-0		AWAY	0-0-0		0-0-1		0-3-0		
0-0-0	0-0-0	0-0-0		NEUTRAL	0-0-0		0-0-0		0-0-0		
<hr/>											
RPI S	Opponent	Score	RPI S	Opponent	Score	RPI S	Opponent	Score	RPI S	Opponent	Score
						65 A	Navy	0 3	109 H	Penn	0 1
						79 A	George Washington	0 6	121 A	Temple	0 3
									125 A	Bucknell	1 7
									131 A	Central Conn. St.	1 1
									144 N	UMBC	0 6
									156 H	Fairleigh Dickinson	0 3
									176 N	Loyola Maryland	0 2
									211 H	Lehigh	0 1
									221 A	Wagner	0 1
									236 H	Sacred Heart	0 4
									282 A	American	0 3
									283 H	Howard	3 1
									292 H	Bryant	2 1
									293 A	Saint Francis (PA)	0 4
									297 H	Robert Morris	1 5
									311 A	LIU Brooklyn	1 5
									320 H	Delaware St.	0 2
						<hr/>					
			LAST 10 GAMES								
			131 A	Central Conn. St.	1 1	311 A	LIU Brooklyn	1 5			
			236 H	Sacred Heart	0 4	221 A	Wagner	0 1			
			293 A	Saint Francis (PA)	0 4	156 H	Fairleigh Dickinson	0 3			
			297 H	Robert Morris	1 5	65 A	Navy	0 3			
			292 H	Bryant	2 1	283 H	Howard	3 1			

Non-Div. I Games:

Mt. St. Mary's

Average RPI Win:	319	WON-LOST	WINNING	LAST 10	STRENGTH OF	OPP. STRENGTH	TEAM	ADJ	CONF.	ADJ CONF.	
Average RPI Loss:	229	RECORD	PCT. RANK	GAMES	SCHEDULE	OF SCHEDULE	RPI	RPI	RPI	RPI	
DIV. I ONLY	4-13-2	.26316	288	3-5-2	297	329	314	.37185	316	31	31
DIV. I NON-CONF.	0-8-0	0	323	0-0-0	83	314	307	.37612	308	32	32
TOTALS	RPI 1-25	RPI 26-50	W-L RECORDS		RPI 51-100	RPI 101-150		RPI 150+			
4-13-2	0-0-0	0-0-0	OVERALL		0-2-0	0-1-0		4-10-2			
3-5-1	0-0-0	0-0-0	HOME		0-1-0	0-1-0		3-3-1			
1-6-1	0-0-0	0-0-0	AWAY		0-1-0	0-0-0		1-5-1			
0-2-0	0-0-0	0-0-0	NEUTRAL		0-0-0	0-0-0		0-2-0			
0-8-0	0-0-0	0-0-0	NON-CONFERENCE		0-2-0	0-1-0		0-5-0			
0-3-0	0-0-0	0-0-0	HOME		0-1-0	0-1-0		0-1-0			
0-4-0	0-0-0	0-0-	AWAY		0-1-0	0-0-0		0-3-0			
0-1-0	0-0-0	0-0-0	NEUTRAL		0-0-0	0-0-0		0-1-0			
4-5-2	0-0-0	0-0-0	CONFERENCE		0-0-0	0-0-0		4-5-2			
3-2-1	0-0-0	0-0-0	HOME		0-0-0	0-0-0		3-2-1			
1-2-1	0-0-0	0-0-0	AWAY		0-0-0	0-0-0		1-2-1			
0-1-0	0-0-0	0-0-0	NEUTRAL		0-0-0	0-0-0		0-1-0			
RPI S	Opponent	Score	RPI S	Opponent	Score	RPI S	Opponent	Score	RPI S	Opponent	Score
						53 H	South Ala.	0 7	134 H	Louisiana Tech	1 2
						80 A	Stephen F. Austin	0 7	199 A	UALR	0 6
									240 N	La.-Monroe	0 5
									257 A	McNeese St.	0 1
									265 A	Southern Miss.	0 4
									274 A	Prairie View	0 2
									274 N	Prairie View	0 2
									283 H	Howard	1 0
									287 H	Alabama St.	0 2
									299 H	Tex.-Pan American	0 2
									306 H	Jackson St.	1 3
									314 A	Texas Southern	0 2
									323 H	Alabama A&M	0 0
									325 A	Mississippi Val.	0 0
									328 H	Grambling	4 2
									331 H	Ark.-Pine Bluff	3 0
									332 A	Alcorn	3 0
LAST 10 GAMES											
						274 N	Prairie View	0 2	323 H	Alabama A&M	0 0
						306 H	Jackson St.	1 3	283 H	Howard	1 0
						314 A	Texas Southern	0 2	325 A	Mississippi Val.	0 0
						274 A	Prairie View	0 2	332 A	Alcorn	3 0
						287 H	Alabama St.	0 2	331 H	Ark.-Pine Bluff	3 0

Non-Div. I Games:

Southern U.

Average RPI Win: 324		WON-LOST RECORD		WINNING PCT. RANK		LAST 10 GAMES		STRENGTH OF SCHEDULE		OPP. STRENGTH OF SCHEDULE		TEAM RPI		ADJ RPI		CONF. RPI		ADJ CONF. RPI	
DIV. I ONLY		3-12-1		.21875 305		3-6-1		308		302		317		.37137 317		32		32	
DIV. I NON-CONF.		1-11-0		.08333 319		1-5-0		174		223		305		.38354 303		31		31	
TOTALS		RPI 1-25		RPI 26-50		W-L RECORDS		RPI 51-100		RPI 101-150		RPI 150+							
3-12-1		0-1-0		0-0-0		OVERALL		0-4-0		0-0-0		3-7-1							
3-4-0		0-0-0		0-0-0		HOME		0-2-0		0-0-0		3-2-0							
0-5-0		0-1-0		0-0-0		AWAY		0-1-0		0-0-0		0-3-0							
0-3-1		0-0-0		0-0-0		NEUTRAL		0-1-0		0-0-0		0-2-1							
1-11-0		0-1-0		0-0-0		NON-CONFERENCE		0-4-0		0-0-0		1-6-0							
1-4-0		0-0-0		0-0-0		HOME		0-2-0		0-0-0		1-2-0							
0-5-0		0-1-0		0-0-		AWAY		0-1-0		0-0-0		0-3-0							
0-2-0		0-0-0		0-0-0		NEUTRAL		0-1-0		0-0-0		0-1-0							
2-1-1		0-0-0		0-0-0		CONFERENCE		0-0-0		0-0-0		2-1-1							
2-0-0		0-0-0		0-0-0		HOME		0-0-0		0-0-0		2-0-0							
0-0-0		0-0-0		0-0-0		AWAY		0-0-0		0-0-0		0-0-0							
0-1-1		0-0-0		0-0-0		NEUTRAL		0-0-0		0-0-0		0-1-1							
RPI S	Opponent	Score		RPI S	Opponent	Score		RPI S	Opponent	Score		RPI S	Opponent	Score					
18 A	Kentucky	0 5						53 A	South Ala.	0 5		191 A	UNCW	0 8					
								73 N	Troy	1 3		223 A	Longwood	1 6					
								74 H	Ga. Southern	1 2		224 N	Elon	1 3					
								91 H	East Carolina	0 6		241 H	Northern Ky.	3 4					
												248 H	Winthrop	1 2					
												318 N	NJIT	1 1					
												320 H	Delaware St.	2 0					
												321 H	Charleston So.	3 2					
												322 A	USC Upstate	1 2					
												330 H	South Carolina St.	2 1					
												330 N	South Carolina St.	0 1					
LAST 10 GAMES																			
330 N South Carolina St.				0 1				330 H South Carolina St.				2 1							
318 N NJIT				1 1				248 H Winthrop				1 2							
320 H Delaware St.				2 0				223 A Longwood				1 6							
322 A USC Upstate				1 2				241 H Northern Ky.				3 4							
321 H Charleston So.				3 2				53 A South Ala.				0 5							

Non-Div. I Games:

Francis Marion

Average RPI Win: 318		WON-LOST	WINNING	LAST 10	STRENGTH OF	OPP. STRENGTH	TEAM	ADJ	CONF.	ADJ CONF.		
Average RPI Loss: 215		RECORD	PCT. RANK	GAMES	SCHEDULE	OF SCHEDULE	RPI	RPI	RPI	RPI		
DIV. I ONLY		3-13-2	.22222	302	1-7-2	304	319	319	.36388	318	32	32
DIV. I NON-CONF.		2-12-1	.16667	300	0-6-1	247	303	312	.36662	314	31	31
<hr/>												
TOTALS		RPI 1-25		RPI 26-50		W-L RECORDS		RPI 51-100		RPI 101-150		RPI 150+
3-13-2		0-0-0		0-0-0		OVERALL		0-0-0		0-4-1		3-9-1
3-5-1		0-0-0		0-0-0		HOME		0-0-0		0-2-1		3-3-0
0-8-0		0-0-0		0-0-0		AWAY		0-0-0		0-2-0		0-6-0
0-0-1		0-0-0		0-0-0		NEUTRAL		0-0-0		0-0-0		0-0-1
2-12-1		0-0-0		0-0-0		NON-CONFERENCE		0-0-0		0-4-1		2-8-0
2-5-1		0-0-0		0-0-0		HOME		0-0-0		0-2-1		2-3-0
0-7-0		0-0-0		0-0-		AWAY		0-0-0		0-2-0		0-5-0
0-0-0		0-0-0		0-0-0		NEUTRAL		0-0-0		0-0-0		0-0-0
1-1-1		0-0-0		0-0-0		CONFERENCE		0-0-0		0-0-0		1-1-1
1-0-0		0-0-0		0-0-0		HOME		0-0-0		0-0-0		1-0-0
0-1-0		0-0-0		0-0-0		AWAY		0-0-0		0-0-0		0-1-0
0-0-1		0-0-0		0-0-0		NEUTRAL		0-0-0		0-0-0		0-0-1
RPI	S	Opponent	Score	RPI	S	Opponent	Score	RPI	S	Opponent	Score	
										111 H Monmouth	0	2
										112 A Rider	1	2
										129 H Hartford	0	1
										131 A Central Conn. St.	0	2
										143 H Columbia	0	0
										156 H Fairleigh Dickinson	0	1
										181 H Cornell	0	1
										218 H Manhattan	0	1
										228 A Albany (NY)	1	4
										275 A Iona	1	2
										305 A Citadel	1	2
										307 H Canisius	1	0
										311 A LIU Brooklyn	0	1
										317 N Francis Marion	1	1
										320 A Delaware St.	0	2
										320 H Delaware St.	2	1
										321 A Charleston So.	1	2
										326 H Saint Peter's	2	0
LAST 10 GAMES												
						320 A Delaware St.	0	2		311 A LIU Brooklyn	0	1
						317 N Francis Marion	1	1		156 H Fairleigh Dickinson	0	1
						181 H Cornell	0	1		228 A Albany (NY)	1	4
						143 H Columbia	0	0		275 A Iona	1	2
						320 H Delaware St.	2	1		112 A Rider	1	2

Non-Div. I Games:

NJIT

V  
M  
I

VMI				Through Games Of Dec. 7, 2014-Final								
Average RPI Win:	305	WON-LOST RECORD	WINNING PCT. RANK	LAST 10 GAMES	STRENGTH OF SCHEDULE	OPP. STRENGTH OF SCHEDULE	TEAM RPI	ADJ RPI	CONF. RPI	ADJ CONF. RPI		
Average RPI Loss:	204											
DIV. I ONLY		3-15-1	.18421 315	1-8-1	296	314	320	.36374 319	20	21		
DIV. I NON-CONF.		1-7-1	.16667 300	0-0-1	309	328	322	.33227 322	23	23		
TOTALS		RPI 1-25	RPI 26-50		W-L RECORDS		RPI 51-100		RPI 101-150		RPI 150+	
3-15-1	0-0-0		0-0-0		OVERALL		0-1-0		0-4-0		3-10-1	
2-8-0	0-0-0		0-0-0		HOME		0-1-0		0-2-0		2-5-0	
1-6-1	0-0-0		0-0-0		AWAY		0-0-0		0-2-0		1-4-1	
0-1-0	0-0-0		0-0-0		NEUTRAL		0-0-0		0-0-0		0-1-0	
1-7-1	0-0-0		0-0-0		NON-CONFERENCE		0-0-0		0-0-0		1-7-1	
1-3-0	0-0-0		0-0-0		HOME		0-0-0		0-0-0		1-3-0	
0-3-1	0-0-0		0-0-		AWAY		0-0-0		0-0-0		0-3-1	
0-1-0	0-0-0		0-0-0		NEUTRAL		0-0-0		0-0-0		0-1-0	
2-8-0	0-0-0		0-0-0		CONFERENCE		0-1-0		0-4-0		2-3-0	
1-5-0	0-0-0		0-0-0		HOME		0-1-0		0-2-0		1-2-0	
1-3-0	0-0-0		0-0-0		AWAY		0-0-0		0-2-0		1-1-0	
0-0-0	0-0-0		0-0-0		NEUTRAL		0-0-0		0-0-0		0-0-0	
RPI S	Opponent	Score	RPI S	Opponent	Score	RPI S	Opponent	Score	RPI S	Opponent	Score	
						85 H Samford		0 5	101 A Mercer		0 4	
									103 H Furman		1 5	
									130 A East Tenn. St.		0 7	
									135 H UNC Greensboro		1 4	
									181 A Cornell		0 5	
									206 A Western Caro.		0 3	
									223 A Longwood		0 4	
									233 H Wofford		0 5	
									243 H Radford		0 1	
									246 N St. Bonaventure		0 2	
									260 H Gardner-Webb		1 3	
									283 H Howard		2 1	
									294 A Youngstown St.		0 2	
									305 A Citadel		3 2	
									305 H Citadel		0 3	
									320 A Delaware St.		1 1	
									322 H USC Upstate		0 1	
									327 H Chattanooga		4 0	
LAST 10 GAMES												
			305 H Citadel			0 3	327 H Chattanooga			4 0		
			103 H Furman			1 5	85 H Samford			0 5		
			233 H Wofford			0 5	135 H UNC Greensboro			1 4		
			206 A Western Caro.			0 3	320 A Delaware St.			1 1		
			130 A East Tenn. St.			0 7	101 A Mercer			0 4		

V  
M  
I

Non-Div. I Games:

VMI

Average RPI Win:	299	WON-LOST RECORD	WINNING PCT. RANK	LAST 10 GAMES	STRENGTH OF SCHEDULE	OPP. STRENGTH OF SCHEDULE	TEAM RPI	ADJ RPI	CONF. RPI	ADJ CONF. RPI	
Average RPI Loss:	217										
DIV. I ONLY	6-12-1	.34211	257	4-5-1	331	318	322	.36368	320	32	32
DIV. I NON-CONF.	4-9-1	.32143	260	2-2-1	276	292	284	.40025	286	31	31
<hr/>											
TOTALS	RPI 1-25	RPI 26-50		W-L RECORDS	RPI 51-100		RPI 101-150		RPI 150+		
6-12-1	0-0-0	0-0-0		OVERALL	0-1-0		0-3-0		6-8-1		
4-5-1	0-0-0	0-0-0		HOME	0-1-0		0-2-0		4-2-1		
2-7-0	0-0-0	0-0-0		AWAY	0-0-0		0-1-0		2-6-0		
0-0-0	0-0-0	0-0-0		NEUTRAL	0-0-0		0-0-0		0-0-0		
<hr/>											
4-9-1	0-0-0	0-0-0		NON-CONFERENCE	0-1-0		0-3-0		4-5-1		
2-5-1	0-0-0	0-0-0		HOME	0-1-0		0-2-0		2-2-1		
2-4-0	0-0-0	0-0-		AWAY	0-0-0		0-1-0		2-3-0		
0-0-0	0-0-0	0-0-0		NEUTRAL	0-0-0		0-0-0		0-0-0		
<hr/>											
2-3-0	0-0-0	0-0-0		CONFERENCE	0-0-0		0-0-0		2-3-0		
2-0-0	0-0-0	0-0-0		HOME	0-0-0		0-0-0		2-0-0		
0-3-0	0-0-0	0-0-0		AWAY	0-0-0		0-0-0		0-3-0		
0-0-0	0-0-0	0-0-0		NEUTRAL	0-0-0		0-0-0		0-0-0		
<hr/>											
RPI S	Opponent	Score	RPI S	Opponent	Score	RPI S	Opponent	Score	RPI S	Opponent	Score
						79 H	George Washington	0 2	112 H	Rider	1 2
									121 H	Temple	0 1
									144 A	UMBC	0 4
									156 H	Fairleigh Dickinson	0 3
									221 A	Wagner	1 0
									234 A	Stony Brook	0 1
									236 A	Sacred Heart	2 4
									278 H	UMass Lowell	1 2
									282 A	American	0 2
									283 H	Howard	3 0
									315 A	Mt. St. Mary's	2 0
									317 A	Francis Marion	0 2
									318 A	NJIT	1 2
									318 H	NJIT	2 0
									319 H	VMI	1 1
									326 H	Saint Peter's	3 0
									330 A	South Carolina St.	1 2
									330 H	South Carolina St.	1 0
<hr/>											
LAST 10 GAMES											
			318 H	NJIT	2 0	121 H	Temple	0 1			
			330 H	South Carolina St.	1 0	318 A	NJIT	1 2			
			283 H	Howard	3 0	319 H	VMI	1 1			
			317 A	Francis Marion	0 2	326 H	Saint Peter's	3 0			
			330 A	South Carolina St.	1 2	79 H	George Washington	0 2			

Non-Div. I Games:

Delaware St.



Average RPI Win: 297		WON-LOST	WINNING	LAST 10	STRENGTH OF		OPP. STRENGTH	TEAM	ADJ	CONF.	ADJ CONF.
Average RPI Loss: 217		RECORD	PCT. RANK	GAMES	SCHEDULE		OF SCHEDULE	RPI	RPI	RPI	RPI
DIV. I ONLY		4-13-1	.25	291	1-8-1		318	311	321	.36299	321
DIV. I NON-CONF.		3-5-0	.375	231	0-1-0		331	319	321	.3347	321
TOTALS		RPI 1-25	RPI 26-50		W-L RECORDS		RPI 51-100		RPI 101-150		RPI 150+
4-13-1		0-0-0	0-0-0		OVERALL		0-2-0		0-1-0		4-10-1
4-5-0		0-0-0	0-0-0		HOME		0-2-0		0-1-0		4-2-0
0-8-1		0-0-0	0-0-0		AWAY		0-0-0		0-0-0		0-8-1
0-0-0		0-0-0	0-0-0		NEUTRAL		0-0-0		0-0-0		0-0-0
3-5-0		0-0-0	0-0-0		NON-CONFERENCE		0-0-0		0-1-0		3-4-0
3-1-0		0-0-0	0-0-0		HOME		0-0-0		0-1-0		3-0-0
0-4-0		0-0-0	0-0-		AWAY		0-0-0		0-0-0		0-4-0
0-0-0		0-0-0	0-0-0		NEUTRAL		0-0-0		0-0-0		0-0-0
1-8-1		0-0-0	0-0-0		CONFERENCE		0-2-0		0-0-0		1-6-1
1-4-0		0-0-0	0-0-0		HOME		0-2-0		0-0-0		1-2-0
0-4-1		0-0-0	0-0-0		AWAY		0-0-0		0-0-0		0-4-1
0-0-0		0-0-0	0-0-0		NEUTRAL		0-0-0		0-0-0		0-0-0
RPI S	Opponent	Score	RPI S	Opponent	Score	RPI S	Opponent	Score	RPI S	Opponent	Score
						81 H	Liberty	1 4	145 H	Richmond	1 3
						94 H	High Point	1 2	188 H	Coastal Caro.	1 2
									192 H	Campbell	1 2
									223 A	Longwood	0 2
									243 A	Radford	2 3
									248 A	Winthrop	2 3
									253 A	Col. of Charleston	1 2
									260 A	Gardner-Webb	1 2
									268 H	UNC Asheville	3 2
									272 H	North Florida	1 0
									276 A	Stetson	0 1
									290 A	Presbyterian	0 0
									305 A	Citadel	1 3
									317 A	Francis Marion	2 3
									318 H	NJIT	2 1
									330 H	South Carolina St.	2 0
LAST 10 GAMES											
						188 H	Coastal Caro.	1 2	317 A	Francis Marion	2 3
						260 A	Gardner-Webb	1 2	192 H	Campbell	1 2
						94 H	High Point	1 2	268 H	UNC Asheville	3 2
						223 A	Longwood	0 2	290 A	Presbyterian	0 0
						248 A	Winthrop	2 3	243 A	Radford	2 3

Non-Div. I Games: SCAD 3 1

Charleston So.

Average RPI Win:		322	WON-LOST RECORD		WINNING PCT. RANK		LAST 10 GAMES		STRENGTH OF SCHEDULE		OPP. STRENGTH OF SCHEDULE		TEAM RPI		ADJ RPI		CONF. RPI		ADJ CONF. RPI		
Average RPI Loss:		209																			
DIV. I ONLY			3-13-1		.20588	308	2-7-1		299		317		318		.36268		322	19		19	
DIV. I NON-CONF.			3-7-0		.3	268	2-1-0		306		330		313		.36283		316	19		19	
TOTALS		RPI 1-25		RPI 26-50			W-L RECORDS			RPI 51-100			RPI 101-150			RPI 150+					
3-13-1		0-0-0		0-1-0			OVERALL			0-0-0			0-3-0			3-9-1					
1-7-1		0-0-0		0-1-0			HOME			0-0-0			0-1-0			1-5-1					
2-6-0		0-0-0		0-0-0			AWAY			0-0-0			0-2-0			2-4-0					
0-0-0		0-0-0		0-0-0			NEUTRAL			0-0-0			0-0-0			0-0-0					
3-7-0		0-0-0		0-0-0			NON-CONFERENCE			0-0-0			0-2-0			3-5-0					
1-4-0		0-0-0		0-0-0			HOME			0-0-0			0-1-0			1-3-0					
2-3-0		0-0-0		0-0-			AWAY			0-0-0			0-1-0			2-2-0					
0-0-0		0-0-0		0-0-0			NEUTRAL			0-0-0			0-0-0			0-0-0					
0-6-1		0-0-0		0-1-0			CONFERENCE			0-0-0			0-1-0			0-4-1					
0-3-1		0-0-0		0-1-0			HOME			0-0-0			0-0-0			0-2-1					
0-3-0		0-0-0		0-0-0			AWAY			0-0-0			0-1-0			0-2-0					
0-0-0		0-0-0		0-0-0			NEUTRAL			0-0-0			0-0-0			0-0-0					
RPI	S	Opponent		Score		RPI	S	Opponent		Score		RPI	S	Opponent		Score					
						33	H	FGCU		0 3				103 H Furman		0 3					
														130 A East Tenn. St.		0 5					
														141 A Kennesaw St.		0 1					
														160 A Jacksonville		1 2					
														186 H Lipscomb		0 4					
														241 H Northern Ky.		1 1					
														260 H Gardner-Webb		0 1					
														268 H UNC Asheville		0 1					
														272 A North Florida		0 2					
														276 H Stetson		2 3					
														287 A Alabama St.		0 1					
														290 H Presbyterian		0 1					
														305 A Citadel		0 1					
														317 H Francis Marion		2 1					
														319 A VMI		1 0					
														330 A South Carolina St.		4 1					
LAST 10 GAMES																					
						141	A	Kennesaw St.		0 1		276	H	Stetson		2 3					
						317	H	Francis Marion		2 1		33	H	FGCU		0 3					
						186	H	Lipscomb		0 4		241	H	Northern Ky.		1 1					
						160	A	Jacksonville		1 2		319	A	VMI		1 0					
						272	A	North Florida		0 2		130	A	East Tenn. St.		0 5					

Non-Div. I Games:

USC Upstate

Average RPI Win:		330	WON-LOST RECORD		WINNING PCT. RANK		LAST 10 GAMES		STRENGTH OF SCHEDULE		OPP. STRENGTH OF SCHEDULE		TEAM RPI		ADJ RPI		CONF. RPI		ADJ CONF. RPI	
Average RPI Loss:		233																		
DIV. I ONLY			3-13-4		.25 291		3-5-2		317		328		323		.35254 323		31		31	
DIV. I NON-CONF.			0-8-1		.05556 322		0-0-0		221		306		319		.3473 319		32		32	
TOTALS		RPI 1-25		RPI 26-50		W-L RECORDS		RPI 51-100		RPI 101-150		RPI 150+								
3-13-4		0-0-0		0-0-0		OVERALL		0-1-0		0-2-0		3-10-4								
3-4-0		0-0-0		0-0-0		HOME		0-1-0		0-0-0		3-3-0								
0-8-4		0-0-0		0-0-0		AWAY		0-0-0		0-2-0		0-5-4								
0-1-0		0-0-0		0-0-0		NEUTRAL		0-0-0		0-0-0		0-1-0								
0-8-1		0-0-0		0-0-0		NON-CONFERENCE		0-1-0		0-2-0		0-5-1								
0-3-0		0-0-0		0-0-0		HOME		0-1-0		0-0-0		0-2-0								
0-5-1		0-0-0		0-0-		AWAY		0-0-0		0-2-0		0-3-1								
0-0-0		0-0-0		0-0-0		NEUTRAL		0-0-0		0-0-0		0-0-0								
3-5-3		0-0-0		0-0-0		CONFERENCE		0-0-0		0-0-0		3-5-3								
3-1-0		0-0-0		0-0-0		HOME		0-0-0		0-0-0		3-1-0								
0-3-3		0-0-0		0-0-0		AWAY		0-0-0		0-0-0		0-3-3								
0-1-0		0-0-0		0-0-0		NEUTRAL		0-0-0		0-0-0		0-1-0								
RPI	S	Opponent		Score		RPI	S	Opponent		Score		RPI	S	Opponent		Score				

Non-Div. I Games:

Alabama A&amp;M

Average RPI Win: 329		WON-LOST	WINNING	LAST 10	STRENGTH OF		OPP. STRENGTH	TEAM	ADJ		CONF.	ADJ CONF.		
Average RPI Loss: 204		RECORD	PCT. RANK	GAMES	SCHEDULE		OF SCHEDULE	RPI	RPI		RPI	RPI		
DIV. I ONLY		1-15-1	.08824	326	0-10-0		276	307	325	.35191	324	23	23	
DIV. I NON-CONF.		1-5-1	.21429	289	0-0-0		278	325	314	.36804	312	22	22	
TOTALS		RPI 1-25	RPI 26-50		W-L RECORDS		RPI 51-100		RPI 101-150		RPI 150+			
1-15-1	0-0-0	0-0-0		OVERALL		0-1-0		0-3-0		1-11-1				
0-6-1	0-0-0	0-0-0		HOME		0-1-0		0-1-0		0-4-1				
1-9-0	0-0-0	0-0-0		AWAY		0-0-0		0-2-0		1-7-0				
0-0-0	0-0-0	0-0-0		NEUTRAL		0-0-0		0-0-0		0-0-0				
1-5-1	0-0-0	0-0-0		NON-CONFERENCE		0-0-0		0-1-0		1-4-1				
0-1-1	0-0-0	0-0-0		HOME		0-0-0		0-0-0		0-1-1				
1-4-0	0-0-0	0-0-		AWAY		0-0-0		0-1-0		1-3-0				
0-0-0	0-0-0	0-0-0		NEUTRAL		0-0-0		0-0-0		0-0-0				
0-10-0	0-0-0	0-0-0		CONFERENCE		0-1-0		0-2-0		0-7-0				
0-5-0	0-0-0	0-0-0		HOME		0-1-0		0-1-0		0-3-0				
0-5-0	0-0-0	0-0-0		AWAY		0-0-0		0-1-0		0-4-0				
0-0-0	0-0-0	0-0-0		NEUTRAL		0-0-0		0-0-0		0-0-0				
RPI S	Opponent	Score	RPI S	Opponent	Score	RPI S	Opponent	Score	RPI S	Opponent	Score			
						99 H Northern Ariz.	0	3	104 A Nebraska	0	4			
						117 A Montana	0	7						
						142 H Portland St.	0	1						
						174 A Idaho St.	0	1						
						178 H Creighton	0	3						
						212 A Northern Colo.	0	6						
						216 A Green Bay	0	6						
						220 H Southern Utah	1	3						
						252 H Eastern Wash.	0	1						
						256 A North Dakota St.	0	1						
						262 A Idaho	0	1						
						266 H UNI	1	1						
						269 A South Dakota	1	5						
						270 A Weber St.	0	3						
						291 H Sacramento St.	0	5						
						329 A Chicago St.	3	0						
						LAST 10 GAMES								
						212 A Northern Colo.	0	6	220 H Southern Utah	1	3			
						252 H Eastern Wash.	0	1	99 H Northern Ariz.	0	3			
						117 A Montana	0	7	270 A Weber St.	0	3			
142 H Portland St.	0	1	174 A Idaho St.	0	1									
291 H Sacramento St.	0	5	262 A Idaho	0	1									

Non-Div. I Games:

North Dakota

Average RPI Win:	329	WON-LOST RECORD	WINNING PCT. RANK	LAST 10 GAMES	STRENGTH OF SCHEDULE	OPP. STRENGTH OF SCHEDULE	TEAM RPI	ADJ RPI	CONF. RPI	ADJ CONF. RPI							
DIV. I ONLY		4-11-3	.30556	274	4-3-3	327	326	324	.35118	325	31	31					
DIV. I NON-CONF.		0-7-0	0	323	0-0-0	293	295	326	.30837	326	32	32					
<hr/>																	
TOTALS	RPI 1-25	RPI 26-50		W-L RECORDS		RPI 51-100		RPI 101-150		RPI 150+							
4-11-3	0-0-0	0-0-0		OVERALL		0-0-0		0-0-0		4-11-3							
1-3-3	0-0-0	0-0-0		HOME		0-0-0		0-0-0		1-3-3							
3-7-0	0-0-0	0-0-0		AWAY		0-0-0		0-0-0		3-7-0							
0-1-0	0-0-0	0-0-0		NEUTRAL		0-0-0		0-0-0		0-1-0							
0-7-0	0-0-0	0-0-0		NON-CONFERENCE		0-0-0		0-0-0		0-7-0							
0-1-0	0-0-0	0-0-0		HOME		0-0-0		0-0-0		0-1-0							
0-6-0	0-0-0	0-0-		AWAY		0-0-0		0-0-0		0-6-0							
0-0-0	0-0-0	0-0-0		NEUTRAL		0-0-0		0-0-0		0-0-0							
4-4-3	0-0-0	0-0-0		CONFERENCE		0-0-0		0-0-0		4-4-3							
1-2-3	0-0-0	0-0-0		HOME		0-0-0		0-0-0		1-2-3							
3-1-0	0-0-0	0-0-0		AWAY		0-0-0		0-0-0		3-1-0							
0-1-0	0-0-0	0-0-0		NEUTRAL		0-0-0		0-0-0		0-1-0							
<hr/>																	
RPI	S	Opponent	Score	RPI	S	Opponent	Score	RPI	S	Opponent	Score						
								177	A	Jacksonville St.	0	15					
								199	A	UALR	0	9					
								213	A	Southeastern La.	0	9					
								240	A	La.-Monroe	1	3					
								265	A	Southern Miss.	0	8					
								274	H	Prairie View	3	4					
								281	H	Central Ark.	0	10					
								283	H	Howard	1	3					
								287	A	Alabama St.	1	3					
								287	N	Alabama St.	0	2					
								301	A	Arkansas St.	1	5					
								306	H	Jackson St.	2	2					
								314	H	Texas Southern	0	0					
								316	H	Southern U.	0	0					
								323	A	Alabama A&M	2	0					
								328	A	Grambling	5	1					
								331	A	Ark.-Pine Bluff	5	1					
								332	H	Alcorn	5	0					
								LAST 10 GAMES									
								287	N	Alabama St.	0	2	331	A	Ark.-Pine Bluff	5	1
								332	H	Alcorn	5	0	274	H	Prairie View	3	4
								323	A	Alabama A&M	2	0	314	H	Texas Southern	0	0
								287	A	Alabama St.	1	3	316	H	Southern U.	0	0
								328	A	Grambling	5	1	306	H	Jackson St.	2	2

**Non-Div. I Games:**

Mississippi Val.

Average RPI Win: 307		WON-LOST	WINNING	LAST 10	STRENGTH OF		OPP. STRENGTH	TEAM	ADJ	CONF.	ADJ CONF.
Average RPI Loss: 216		RECORD	PCT. RANK	GAMES	SCHEDULE		OF SCHEDULE	RPI	RPI	RPI	RPI
DIV. I ONLY		1-18-0	.05263	330	0-10-0		278	313	326	.33561	326
DIV. I NON-CONF.		0-9-0	0	323	0-1-0		289	323	327	.30267	327
TOTALS		RPI 1-25	RPI 26-50		W-L RECORDS		RPI 51-100		RPI 101-150		RPI 150+
1-18-0	0-0-0	0-0-0		OVERALL		0-2-0		0-3-0		1-13-0	
1-6-0	0-0-0	0-0-0		HOME		0-0-0		0-1-0		1-5-0	
0-12-0	0-0-0	0-0-0		AWAY		0-2-0		0-2-0		0-8-0	
0-0-0	0-0-0	0-0-0		NEUTRAL		0-0-0		0-0-0		0-0-0	
0-9-0	0-0-0	0-0-0		NON-CONFERENCE		0-0-0		0-1-0		0-8-0	
0-2-0	0-0-0	0-0-0		HOME		0-0-0		0-0-0		0-2-0	
0-7-0	0-0-0	0-0-		AWAY		0-0-0		0-1-0		0-6-0	
0-0-0	0-0-0	0-0-0		NEUTRAL		0-0-0		0-0-0		0-0-0	
1-9-0	0-0-0	0-0-0		CONFERENCE		0-2-0		0-2-0		1-5-0	
1-4-0	0-0-0	0-0-0		HOME		0-0-0		0-1-0		1-3-0	
0-5-0	0-0-0	0-0-0		AWAY		0-2-0		0-1-0		0-2-0	
0-0-0	0-0-0	0-0-0		NEUTRAL		0-0-0		0-0-0		0-0-0	
RPI S	Opponent	Score	RPI S	Opponent	Score	RPI S	Opponent	Score	RPI S	Opponent	Score
						76 A	Fairfield	0 8	108 A	Yale	1 5
						100 A	Niagara	0 1	111 A	Monmouth	0 8
									112 H	Rider	1 2
									156 A	Fairleigh Dickinson	0 8
									218 H	Manhattan	2 4
									221 A	Wagner	0 2
									228 A	Albany (NY)	0 5
									229 H	Siena	2 3
									236 A	Sacred Heart	0 4
									255 H	Lafayette	0 4
									275 H	Iona	1 7
									296 A	Marist	1 2
									307 H	Canisius	3 1
									311 H	LIU Brooklyn	1 4
									313 A	Quinnipiac	0 3
									318 A	NJIT	0 2
									320 A	Delaware St.	0 3
LAST 10 GAMES											
						218 H	Manhattan	2 4	100 A	Niagara	0 1
						313 A	Quinnipiac	0 3	76 A	Fairfield	0 8
						112 H	Rider	1 2	229 H	Siena	2 3
						296 A	Marist	1 2	111 A	Monmouth	0 8
						275 H	Iona	1 7	311 H	LIU Brooklyn	1 4

Non-Div. I Games:

Saint Peter's

Average RPI Win:	0	WON-LOST	WINNING	LAST 10	STRENGTH OF	OPP. STRENGTH	TEAM	ADJ	CONF.	ADJ CONF.							
Average RPI Loss:	204	RECORD	PCT. RANK	GAMES	SCHEDULE	OF SCHEDULE	RPI	RPI	RPI	RPI							
DIV. I ONLY		0-17-1	.02778	331	0-10-0	306	262	327	.32065	327	20	21					
DIV. I NON-CONF.		0-7-1	.0625	321	0-0-0	325	280	330	.28918	329	23	23					
<hr/>																	
TOTALS	RPI 1-25	RPI 26-50		W-L RECORDS		RPI 51-100		RPI 101-150		RPI 150+							
0-17-1	0-0-0	0-0-0		OVERALL		0-2-0		0-4-0		0-11-1							
0-8-1	0-0-0	0-0-0		HOME		0-1-0		0-2-0		0-5-1							
0-9-0	0-0-0	0-0-0		AWAY		0-1-0		0-2-0		0-6-0							
0-0-0	0-0-0	0-0-0		NEUTRAL		0-0-0		0-0-0		0-0-0							
<hr/>																	
0-7-1	0-0-0	0-0-0		NON-CONFERENCE		0-1-0		0-0-0		0-6-1							
0-3-1	0-0-0	0-0-0		HOME		0-0-0		0-0-0		0-3-1							
0-4-0	0-0-0	0-0-		AWAY		0-1-0		0-0-0		0-3-0							
0-0-0	0-0-0	0-0-0		NEUTRAL		0-0-0		0-0-0		0-0-0							
<hr/>																	
0-10-0	0-0-0	0-0-0		CONFERENCE		0-1-0		0-4-0		0-5-0							
0-5-0	0-0-0	0-0-0		HOME		0-1-0		0-2-0		0-2-0							
0-5-0	0-0-0	0-0-0		AWAY		0-0-0		0-2-0		0-3-0							
0-0-0	0-0-0	0-0-0		NEUTRAL		0-0-0		0-0-0		0-0-0							
<hr/>																	
RPI	S	Opponent	Score	RPI	S	Opponent	Score	RPI	S	Opponent	Score	RPI	S	Opponent	Score		
								85	H	Samford	0	3	101	H	Mercer	1	8
								96	A	Vanderbilt	0	6	103	A	Furman	0	9
												130	H	East Tenn. St.	1	5	
												135	A	UNC Greensboro	0	9	
												186	H	Lipscomb	0	2	
												206	H	Western Caro.	0	4	
												210	A	UAB	0	7	
												233	A	Wofford	0	5	
												233	A	Wofford	0	10	
												260	H	Gardner-Webb	2	7	
												268	A	UNC Asheville	1	2	
												288	A	Austin Peay	2	5	
												304	H	Tennessee Tech	1	2	
												305	H	Citadel	2	8	
												319	A	VMI	0	4	
												323	H	Alabama A&M	3	3	
<hr/>																	
				LAST 10 GAMES													
				233 A Wofford				0	5	319 A VMI				0	4		
				305 H Citadel				2	8	135 A UNC Greensboro				0	9		
				101 H Mercer				1	8	130 H East Tenn. St.				1	5		
				103 A Furman				0	9	206 H Western Caro.				0	4		
				233 A Wofford				0	10	85 H Samford				0	3		

Non-Div. I Games: Tenn. Temple 7 0

Chattanooga

Average RPI Win: 332		WON-LOST RECORD		WINNING PCT. RANK		LAST 10 GAMES		STRENGTH OF SCHEDULE		OPP. STRENGTH OF SCHEDULE		TEAM RPI		ADJ RPI		CONF. RPI		ADJ CONF. RPI	
Average RPI Loss: 280		2-10-1		.19231 314		2-7-1		330		332		328		.3176 328		31		31	
DIV. I ONLY		0-3-0		0 323		0-0-0		207		321		320		.34013 320		32		32	
DIV. I NON-CONF.																			
TOTALS		RPI 1-25		RPI 26-50		W-L RECORDS		RPI 51-100		RPI 101-150		RPI 150+							
2-10-1		0-0-0		0-0-0		OVERALL		0-0-0		0-1-0		2-9-1							
1-5-0		0-0-0		0-0-0		HOME		0-0-0		0-0-0		1-5-0							
1-5-1		0-0-0		0-0-0		AWAY		0-0-0		0-1-0		1-4-1							
0-0-0		0-0-0		0-0-0		NEUTRAL		0-0-0		0-0-0		0-0-0							
0-3-0		0-0-0		0-0-0		NON-CONFERENCE		0-0-0		0-1-0		0-2-0							
0-2-0		0-0-0		0-0-0		HOME		0-0-0		0-0-0		0-2-0							
0-1-0		0-0-0		0-0-		AWAY		0-0-0		0-1-0		0-0-0							
0-0-0		0-0-0		0-0-0		NEUTRAL		0-0-0		0-0-0		0-0-0							
2-7-1		0-0-0		0-0-0		CONFERENCE		0-0-0		0-0-0		2-7-1							
1-3-0		0-0-0		0-0-0		HOME		0-0-0		0-0-0		1-3-0							
1-4-1		0-0-0		0-0-0		AWAY		0-0-0		0-0-0		1-4-1							
0-0-0		0-0-0		0-0-0		NEUTRAL		0-0-0		0-0-0		0-0-0							
RPI	S	Opponent		Score		RPI	S	Opponent		Score		RPI	S	Opponent		Score			



Average RPI Win: 331		WON-LOST	WINNING	LAST 10	STRENGTH OF		OPP. STRENGTH	TEAM	ADJ	CONF.	ADJ CONF.
Average RPI Loss: 231		RECORD	PCT. RANK	GAMES	SCHEDULE		OF SCHEDULE	RPI	RPI	RPI	RPI
DIV. I ONLY		1-17-1	.07895	327	0-9-1		325	312	329	.3065	329
DIV. I NON-CONF.		1-8-0	.11111	313	0-0-0		329	317	332	.2764	332
TOTALS		RPI 1-25	RPI 26-50		W-L RECORDS		RPI 51-100		RPI 101-150		RPI 150+
1-17-1		0-0-0	0-0-0		OVERALL		0-1-0		0-1-0		1-15-1
0-9-1		0-0-0	0-0-0		HOME		0-0-0		0-0-0		0-9-1
1-8-0		0-0-0	0-0-0		AWAY		0-1-0		0-1-0		1-6-0
0-0-0		0-0-0	0-0-0		NEUTRAL		0-0-0		0-0-0		0-0-0
1-8-0		0-0-0	0-0-0		NON-CONFERENCE		0-0-0		0-0-0		1-8-0
0-5-0		0-0-0	0-0-0		HOME		0-0-0		0-0-0		0-5-0
1-3-0		0-0-0	0-0-		AWAY		0-0-0		0-0-0		1-3-0
0-0-0		0-0-0	0-0-0		NEUTRAL		0-0-0		0-0-0		0-0-0
0-9-1		0-0-0	0-0-0		CONFERENCE		0-1-0		0-1-0		0-7-1
0-4-1		0-0-0	0-0-0		HOME		0-0-0		0-0-0		0-4-1
0-5-0		0-0-0	0-0-0		AWAY		0-1-0		0-1-0		0-3-0
0-0-0		0-0-0	0-0-0		NEUTRAL		0-0-0		0-0-0		0-0-0
RPI S	Opponent	Score	RPI S	Opponent	Score	RPI S	Opponent	Score	RPI S	Opponent	Score
						70 A	Seattle	0 11	106 A	Utah Valley	0 3
									152 A	UMKC	0 13
									152 H	UMKC	0 8
									199 A	UALR	0 7
									202 H	Grand Canyon	2 3
									215 A	Northern Ill.	0 5
									216 H	Green Bay	0 3
									250 H	Cleveland St.	0 6
									264 H	Bowling Green	0 8
									285 A	Indiana St.	0 7
									295 H	Bakersfield	1 3
									298 A	New Mexico St.	1 4
									298 H	New Mexico St.	1 6
									299 A	Tex.-Pan American	0 3
									299 H	Tex.-Pan American	1 1
									309 H	Eastern Ill.	0 2
									324 H	North Dakota	0 3
									331 A	Ark.-Pine Bluff	4 1
LAST 10 GAMES											
						152 A	UMKC	0 13	295 H	Bakersfield	1 3
						152 H	UMKC	0 8	298 A	New Mexico St.	1 4
						70 A	Seattle	0 11	299 A	Tex.-Pan American	0 3
						106 A	Utah Valley	0 3	298 H	New Mexico St.	1 6
						202 H	Grand Canyon	2 3	299 H	Tex.-Pan American	1 1

Non-Div. I Games:

Chicago St.

Average RPI Win:	319	WON-LOST	WINNING	LAST 10	STRENGTH OF	OPP. STRENGTH	TEAM	ADJ	CONF.	ADJ CONF.	
Average RPI Loss:	259	RECORD	PCT. RANK	GAMES	SCHEDULE	OF SCHEDULE	RPI	RPI	RPI	RPI	
DIV. I ONLY	2-14-0	.125	325	2-8-0	329	321	330	.29914	330	32	32
DIV. I NON-CONF.	0-12-0	0	323	0-6-0	300	320	329	.28891	331	31	31
TOTALS	RPI 1-25	RPI 26-50	W-L RECORDS		RPI 51-100	RPI 101-150		RPI 150+			
2-14-0	0-0-0	0-0-0	OVERALL		0-1-0	0-1-0		2-12-0			
1-4-0	0-0-0	0-0-0	HOME		0-0-0	0-0-0		1-4-0			
0-9-0	0-0-0	0-0-0	AWAY		0-0-0	0-1-0		0-8-0			
1-1-0	0-0-0	0-0-0	NEUTRAL		0-1-0	0-0-0		1-0-0			
0-12-0	0-0-0	0-0-0	NON-CONFERENCE		0-1-0	0-1-0		0-10-0			
0-4-0	0-0-0	0-0-0	HOME		0-0-0	0-0-0		0-4-0			
0-7-0	0-0-0	0-0-	AWAY		0-0-0	0-1-0		0-6-0			
0-1-0	0-0-0	0-0-0	NEUTRAL		0-1-0	0-0-0		0-0-0			
2-2-0	0-0-0	0-0-0	CONFERENCE		0-0-0	0-0-0		2-2-0			
1-0-0	0-0-0	0-0-0	HOME		0-0-0	0-0-0		1-0-0			
0-2-0	0-0-0	0-0-0	AWAY		0-0-0	0-0-0		0-2-0			
1-0-0	0-0-0	0-0-0	NEUTRAL		0-0-0	0-0-0		1-0-0			
RPI S	Opponent	Score	RPI S	Opponent	Score	RPI S	Opponent	Score	RPI S	Opponent	Score
						94 N	High Point	0 4	130 A	East Tenn. St.	1 6
									192 H	Campbell	0 3
									248 A	Winthrop	0 1
									253 H	Col. of Charleston	0 4
									268 A	UNC Asheville	1 5
									276 A	Stetson	0 5
									287 H	Alabama St.	0 1
									290 A	Presbyterian	0 1
									305 A	Citadel	2 3
									317 A	Francis Marion	1 2
									317 N	Francis Marion	1 0
									320 A	Delaware St.	0 1
									320 H	Delaware St.	2 1
									321 A	Charleston So.	0 2
									322 H	USC Upstate	1 4
LAST 10 GAMES											
			317 N	Francis Marion	1 0	268 A	UNC Asheville	1 5			
			320 A	Delaware St.	0 1	317 A	Francis Marion	1 2			
			320 H	Delaware St.	2 1	248 A	Winthrop	0 1			
			253 H	Col. of Charleston	0 4	290 A	Presbyterian	0 1			
			276 A	Stetson	0 5	192 H	Campbell	0 3			

Non-Div. I Games: Mount Olive 2 1

South Carolina St.

Average RPI Win: 332		WON-LOST	WINNING	LAST 10	STRENGTH OF		OPP. STRENGTH	TEAM	ADJ	CONF.	ADJ CONF.
Average RPI Loss: 273		RECORD	PCT. RANK	GAMES	SCHEDULE		OF SCHEDULE	RPI	RPI	RPI	RPI
DIV. I ONLY		1-16-0	.05882	329	1-9-0		332	327	331	.27976	331
DIV. I NON-CONF.		0-7-0	0	323	0-0-0		307	310	328	.29561	328
TOTALS		RPI 1-25	RPI 26-50		W-L RECORDS		RPI 51-100		RPI 101-150		RPI 150+
1-16-0		0-0-0	0-1-0		OVERALL		0-0-0		0-0-0		1-15-0
1-6-0		0-0-0	0-0-0		HOME		0-0-0		0-0-0		1-6-0
0-8-0		0-0-0	0-1-0		AWAY		0-0-0		0-0-0		0-7-0
0-2-0		0-0-0	0-0-0		NEUTRAL		0-0-0		0-0-0		0-2-0
0-7-0		0-0-0	0-1-0		NON-CONFERENCE		0-0-0		0-0-0		0-6-0
0-2-0		0-0-0	0-0-0		HOME		0-0-0		0-0-0		0-2-0
0-3-0		0-0-0	0-0-		AWAY		0-0-0		0-0-0		0-2-0
0-2-0		0-0-0	0-0-0		NEUTRAL		0-0-0		0-0-0		0-2-0
1-9-0		0-0-0	0-0-0		CONFERENCE		0-0-0		0-0-0		1-9-0
1-4-0		0-0-0	0-0-0		HOME		0-0-0		0-0-0		1-4-0
0-5-0		0-0-0	0-0-0		AWAY		0-0-0		0-0-0		0-5-0
0-0-0		0-0-0	0-0-0		NEUTRAL		0-0-0		0-0-0		0-0-0
RPI S	Opponent	Score	RPI S	Opponent	Score	RPI S	Opponent	Score	RPI S	Opponent	Score
			38 A	Southern California	0 9				199 A	UALR	1 7
									237 N	Nicholls St.	0 8
									240 H	La.-Monroe	0 7
									269 N	South Dakota	0 11
									274 H	Prairie View	0 7
									283 A	Howard	0 6
									287 A	Alabama St.	0 7
									301 A	Arkansas St.	0 8
									306 A	Jackson St.	0 6
									314 H	Texas Southern	0 4
									316 A	Southern U.	0 3
									323 A	Alabama A&M	1 5
									325 H	Mississippi Val.	1 5
									328 H	Grambling	1 2
									329 H	Chicago St.	1 4
									332 H	Alcorn	4 1
LAST 10 GAMES											
			323 A	Alabama A&M	1 5		287 A	Alabama St.	0 7		
			328 H	Grambling	1 2		274 H	Prairie View	0 7		
			283 A	Howard	0 6		314 H	Texas Southern	0 4		
			332 H	Alcorn	4 1		316 A	Southern U.	0 3		
			325 H	Mississippi Val.	1 5		306 A	Jackson St.	0 6		

Non-Div. I Games: Tex. A&amp;M-Texarkana 1 4 Williams Baptist 3 0

Ark.-Pine Bluff

Average RPI Win:		0	WON-LOST		WINNING		LAST 10		STRENGTH OF		OPP. STRENGTH		TEAM		ADJ		CONF.		ADJ CONF.		
Average RPI Loss:		286	RECORD		PCT. RANK		GAMES		SCHEDULE		OF SCHEDULE		RPI		RPI		RPI		RPI		
DIV. I ONLY			0-13-0		0	332	0-10-0		326		331		332		.27948		332	31	31		
DIV. I NON-CONF.			0-3-0		0	323	0-0-0		129		309		315		.36996		311	32	32		
TOTALS		RPI 1-25		RPI 26-50		W-L RECORDS		RPI 51-100		RPI 101-150		RPI 150+									
0-13-0		0-0-0		0-0-0		OVERALL		0-0-0		0-0-0		0-13-0									
0-7-0		0-0-0		0-0-0		HOME		0-0-0		0-0-0		0-7-0									
0-6-0		0-0-0		0-0-0		AWAY		0-0-0		0-0-0		0-6-0									
0-0-0		0-0-0		0-0-0		NEUTRAL		0-0-0		0-0-0		0-0-0									
0-3-0		0-0-0		0-0-0		NON-CONFERENCE		0-0-0		0-0-0		0-3-0									
0-2-0		0-0-0		0-0-0		HOME		0-0-0		0-0-0		0-2-0									
0-1-0		0-0-0		0-0-		AWAY		0-0-0		0-0-0		0-1-0									
0-0-0		0-0-0		0-0-0		NEUTRAL		0-0-0		0-0-0		0-0-0									
0-10-0		0-0-0		0-0-0		CONFERENCE		0-0-0		0-0-0		0-10-0									
0-5-0		0-0-0		0-0-0		HOME		0-0-0		0-0-0		0-5-0									
0-5-0		0-0-0		0-0-0		AWAY		0-0-0		0-0-0		0-5-0									
0-0-0		0-0-0		0-0-0		NEUTRAL		0-0-0		0-0-0		0-0-0									
RPI	S	Opponent		Score	RPI	S	Opponent		Score	RPI	S	Opponent		Score							
												180	A	La.-Lafayette	1	10					
												213	H	Southeastern La.	0	9					
												237	H	Nicholls St.	0	4					
												274	H	Prairie View	0	9					
												283	H	Howard	0	2					
												287	A	Alabama St.	1	8					
												306	H	Jackson St.	0	4					
												314	H	Texas Southern	1	2					
												316	H	Southern U.	0	3					
												323	A	Alabama A&M	1	6					
												325	A	Mississippi Val.	0	5					
												328	A	Grambling	0	1					
												331	A	Ark.-Pine Bluff	1	4					
LAST 10 GAMES																					
												325	A	Mississippi Val.	0	5	314	H	Texas Southern	1	2
												287	A	Alabama St.	1	8	274	H	Prairie View	0	9
												323	A	Alabama A&M	1	6	306	H	Jackson St.	0	4
												331	A	Ark.-Pine Bluff	1	4	316	H	Southern U.	0	3
												328	A	Grambling	0	1	283	H	Howard	0	2

Non-Div. I Games:

Alcorn