

| Average RPI Win: 61 | | WON-LOST | WINNING | LAST 10 | STRENGTH OF | | OPP. STRENGTH | TEAM | ADJ | CONF. | ADJ CONF. |
|---------------------|--------------------------|----------|-----------|---------|---------------------|-------|---------------|-------|---------------------|--------|-----------|
| Average RPI Loss: 2 | | RECORD | PCT. RANK | GAMES | SCHEDULE | | OF SCHEDULE | RPI | RPI | RPI | RPI |
| DIV. I ONLY | | 14-1-2 | .88235 | 6 | 8-1-1 | | 1 | 14 | 1 | .71361 | 1 |
| DIV. I NON-CONF. | | 8-0-1 | .94444 | 7 | 2-0-0 | | 13 | 13 | 2 | .70625 | 2 |
| TOTALS | | RPI 1-25 | RPI 26-50 | | W-L RECORDS | | RPI 51-100 | | RPI 101-150 | | RPI 150+ |
| 14-1-2 | | 5-1-1 | 1-0-1 | | OVERALL | | 5-0-0 | | 2-0-0 | | 1-0-0 |
| 8-0-1 | | 3-0-1 | 0-0-0 | | HOME | | 2-0-0 | | 2-0-0 | | 1-0-0 |
| 5-1-1 | | 2-1-0 | 1-0-1 | | AWAY | | 2-0-0 | | 0-0-0 | | 0-0-0 |
| 1-0-0 | | 0-0-0 | 0-0-0 | | NEUTRAL | | 1-0-0 | | 0-0-0 | | 0-0-0 |
| 8-0-1 | | 2-0-1 | 0-0-0 | | NON-CONFERENCE | | 3-0-0 | | 2-0-0 | | 1-0-0 |
| 5-0-1 | | 1-0-1 | 0-0-0 | | HOME | | 1-0-0 | | 2-0-0 | | 1-0-0 |
| 2-0-0 | | 1-0-0 | 0-0- | | AWAY | | 1-0-0 | | 0-0-0 | | 0-0-0 |
| 1-0-0 | | 0-0-0 | 0-0-0 | | NEUTRAL | | 1-0-0 | | 0-0-0 | | 0-0-0 |
| 6-1-1 | | 3-1-0 | 1-0-1 | | CONFERENCE | | 2-0-0 | | 0-0-0 | | 0-0-0 |
| 3-0-0 | | 2-0-0 | 0-0-0 | | HOME | | 1-0-0 | | 0-0-0 | | 0-0-0 |
| 3-1-1 | | 1-1-0 | 1-0-1 | | AWAY | | 1-0-0 | | 0-0-0 | | 0-0-0 |
| 0-0-0 | | 0-0-0 | 0-0-0 | | NEUTRAL | | 0-0-0 | | 0-0-0 | | 0-0-0 |
| RPI S | Opponent | Score | | RPI S | Opponent | Score | | RPI S | Opponent | Score | |
| 2 A | UCLA | 1 | 2 | 40 A | Arizona St. | 2 | 0 | 51 H | Colorado | 3 | 0 |
| 5 A | North Carolina | 1 | 0 | 44 A | Utah | 1 | 1 | 56 H | Santa Clara | 3 | 0 |
| 9 H | Florida | 1 | 0 | | | | | 57 N | Duke | 2 | 0 |
| 13 H | Washington | 4 | 1 | | | | | 61 A | Southern California | 1 | 0 |
| 14 H | Washington St. | 1 | 0 | | | | | 100 A | Portland | 1 | 0 |
| 15 H | Notre Dame | 0 | 0 | | | | | | | | |
| 23 A | Arizona | 3 | 2 | | | | | | | | |
| LAST 10 GAMES | | | | | | | | | | | |
| | 40 A Arizona St. | 2 | 0 | | 14 H Washington St. | 1 | 0 | | | | |
| | 23 A Arizona | 3 | 2 | | 13 H Washington | 4 | 1 | | | | |
| | 51 H Colorado | 3 | 0 | | 44 A Utah | 1 | 1 | | | | |
| | 61 A Southern California | 1 | 0 | | 126 H Cal Poly | 2 | 0 | | | | |
| | 2 A UCLA | 1 | 2 | | 56 H Santa Clara | 3 | 0 | | | | |

Non-Div. I Games:

Stanford

| Average RPI Win: 74 | | WON-LOST RECORD | WINNING PCT. RANK | LAST 10 GAMES | STRENGTH OF SCHEDULE | OPP. STRENGTH OF SCHEDULE | TEAM RPI | ADJ RPI | CONF. RPI | ADJ CONF. RPI | | | | | | | |
|---------------------|---|--------------------|----------------------|------------------|-------------------------|------------------------------|-------------|-------------|--------------|------------------|---|----------|---|-------------|--|-------|--|
| Average RPI Loss: 0 | | | | | | | | | | | | | | | | | |
| DIV. I ONLY | | 15-0-2 | .94118 | 1 | 9-0-1 | 30 | 1 | 2 | .69305 | 2 | 1 | 1 | | | | | |
| DIV. I NON-CONF. | | 8-0-1 | .94444 | 7 | 2-0-0 | 45 | 6 | 7 | .6853 | 7 | 2 | 2 | | | | | |
| <hr/> | | | | | | | | | | | | | | | | | |
| TOTALS | | RPI 1-25 | | RPI 26-50 | | W-L RECORDS | | RPI 51-100 | | RPI 101-150 | | RPI 150+ | | | | | |
| 15-0-2 | | 4-0-1 | | 2-0-1 | | OVERALL | | 5-0-0 | | 1-0-0 | | 3-0-0 | | | | | |
| 10-0-1 | | 3-0-1 | | 1-0-0 | | HOME | | 4-0-0 | | 1-0-0 | | 1-0-0 | | | | | |
| 4-0-1 | | 0-0-0 | | 1-0-1 | | AWAY | | 1-0-0 | | 0-0-0 | | 2-0-0 | | | | | |
| 1-0-0 | | 1-0-0 | | 0-0-0 | | NEUTRAL | | 0-0-0 | | 0-0-0 | | 0-0-0 | | | | | |
| 8-0-1 | | 1-0-1 | | 1-0-0 | | NON-CONFERENCE | | 3-0-0 | | 1-0-0 | | 2-0-0 | | | | | |
| 5-0-1 | | 0-0-1 | | 0-0-0 | | HOME | | 3-0-0 | | 1-0-0 | | 1-0-0 | | | | | |
| 2-0-0 | | 0-0-0 | | 1-0- | | AWAY | | 0-0-0 | | 0-0-0 | | 1-0-0 | | | | | |
| 1-0-0 | | 1-0-0 | | 0-0-0 | | NEUTRAL | | 0-0-0 | | 0-0-0 | | 0-0-0 | | | | | |
| 7-0-1 | | 3-0-0 | | 1-0-1 | | CONFERENCE | | 2-0-0 | | 0-0-0 | | 1-0-0 | | | | | |
| 5-0-0 | | 3-0-0 | | 1-0-0 | | HOME | | 1-0-0 | | 0-0-0 | | 0-0-0 | | | | | |
| 2-0-1 | | 0-0-0 | | 0-0-1 | | AWAY | | 1-0-0 | | 0-0-0 | | 1-0-0 | | | | | |
| 0-0-0 | | 0-0-0 | | 0-0-0 | | NEUTRAL | | 0-0-0 | | 0-0-0 | | 0-0-0 | | | | | |
| RPI | S | Opponent | | Score | | RPI | S | Opponent | | Score | | RPI | S | Opponent | | Score | |
| 1 | H | Stanford | | 2 1 | | 30 | A | Texas | | 1 0 | | 51 | H | Colorado | | 1 0 | |
| 5 | H | North Carolina | | 0 0 | | 40 | A | Arizona St. | | 1 1 | | 54 | H | San Diego | | 2 0 | |
| 18 | N | Pepperdine | | 2 0 | | 44 | H | Utah | | 1 0 | | 63 | A | Oregon | | 5 0 | |
| 19 | H | California | | 3 0 | | | | | | | | 66 | H | Wake Forest | | 2 1 | |
| 23 | H | Arizona | | 6 0 | | | | | | | | 73 | H | Maryland | | 3 0 | |
| | | | | | | | | | | | | | | | | | |
| | | | | | | | | | | | | | | | | | |
| | | | | | | | | | | | | | | | | | |
| | | | | | | | | | | | | | | | | | |
| | | | | | | | | | | | | | | | | | |
| | | | | | | | | | | | | | | | | | |
| | | | | | | | | | | | | | | | | | |
| | | | | | | | | | | | | | | | | | |
| | | | | | | | | | | | | | | | | | |
| | | | | | | | | | | | | | | | | | |
| | | | | | | | | | | | | | | | | | |
| | | | | | | | | | | | | | | | | | |
| | | | | | | | | | | | | | | | | | |
| | | | | | | | | | | | | | | | | | |
| | | | | | | | | | | | | | | | | | |
| | | | | | | | | | | | | | | | | | |
| | | | | | | | | | | | | | | | | | |
| | | | | | | | | | | | | | | | | | |
| | | | | | | | | | | | | | | | | | |
| | | | | | | | | | | | | | | | | | |
| | | | | | | | | | | | | | | | | | |
| | | | | | | | | | | | | | | | | | |
| | | | | | | | | | | | | | | | | | |
| | | | | | | | | | | | | | | | | | |
| | | | | | | | | | | | | | | | | | |
| | | | | | | | | | | | | | | | | | |
| | | | | | | | | | | | | | | | | | |
| | | | | | | | | | | | | | | | | | |
| | | | | | | | | | | | | | | | | | |
| | | | | | | | | | | | | | | | | | |
| | | | | | | | | | | | | | | | | | |
| | | | | | | | | | | | | | | | | | |
| | | | | | | | | | | | | | | | | | |
| | | | | | | | | | | | | | | | | | |
| | | | | | | | | | | | | | | | | | |
| | | | | | | | | | | | | | | | | | |
| | | | | | | | | | | | | | | | | | |
| | | | | | | | | | | | | | | | | | |
| | | | | | | | | | | | | | | | | | |
| | | | | | | | | | | | | | | | | | |
| | | | | | | | | | | | | | | </ | | | |

Non-Div. I Games:

UCLA

| Average RPI Win: 76 | | WON-LOST RECORD | | WINNING PCT. RANK | | LAST 10 GAMES | | STRENGTH OF SCHEDULE | | OPP. STRENGTH OF SCHEDULE | | TEAM RPI | | ADJ RPI | | CONF. RPI | | ADJ CONF. RPI | |
|----------------------|---|-----------------|--|-------------------|---|----------------|---|----------------------|--|---------------------------|---|----------|---|--------------|--|-----------|---|---------------|--|
| Average RPI Loss: 20 | | 16-2-0 | | .88889 5 | | 9-1-0 | | 16 | | 22 | | 3 | | .67733 3 | | 5 | | 5 | |
| DIV. I ONLY | | 5-1-0 | | .83333 24 | | 1-0-0 | | 8 | | 5 | | 5 | | .68839 6 | | 5 | | 5 | |
| DIV. I NON-CONF. | | | | | | | | | | | | | | | | | | | |
| TOTALS | | RPI 1-25 | | RPI 26-50 | | W-L RECORDS | | RPI 51-100 | | RPI 101-150 | | RPI 150+ | | | | | | | |
| 16-2-0 | | 3-1-0 | | 2-1-0 | | OVERALL | | 5-0-0 | | 5-0-0 | | 1-0-0 | | | | | | | |
| 9-1-0 | | 2-0-0 | | 0-1-0 | | HOME | | 3-0-0 | | 4-0-0 | | 0-0-0 | | | | | | | |
| 7-0-0 | | 1-0-0 | | 2-0-0 | | AWAY | | 2-0-0 | | 1-0-0 | | 1-0-0 | | | | | | | |
| 0-1-0 | | 0-1-0 | | 0-0-0 | | NEUTRAL | | 0-0-0 | | 0-0-0 | | 0-0-0 | | | | | | | |
| 5-1-0 | | 2-1-0 | | 0-0-0 | | NON-CONFERENCE | | 1-0-0 | | 2-0-0 | | 0-0-0 | | | | | | | |
| 4-0-0 | | 2-0-0 | | 0-0-0 | | HOME | | 0-0-0 | | 2-0-0 | | 0-0-0 | | | | | | | |
| 1-0-0 | | 0-0-0 | | 0-0- | | AWAY | | 1-0-0 | | 0-0-0 | | 0-0-0 | | | | | | | |
| 0-1-0 | | 0-1-0 | | 0-0-0 | | NEUTRAL | | 0-0-0 | | 0-0-0 | | 0-0-0 | | | | | | | |
| 11-1-0 | | 1-0-0 | | 2-1-0 | | CONFERENCE | | 4-0-0 | | 3-0-0 | | 1-0-0 | | | | | | | |
| 5-1-0 | | 0-0-0 | | 0-1-0 | | HOME | | 3-0-0 | | 2-0-0 | | 0-0-0 | | | | | | | |
| 6-0-0 | | 1-0-0 | | 2-0-0 | | AWAY | | 1-0-0 | | 1-0-0 | | 1-0-0 | | | | | | | |
| 0-0-0 | | 0-0-0 | | 0-0-0 | | NEUTRAL | | 0-0-0 | | 0-0-0 | | 0-0-0 | | | | | | | |
| RPI | S | Opponent | | Score | | RPI | S | Opponent | | Score | | RPI | S | Opponent | | Score | | | |
| 5 | N | North Carolina | | 0 | 1 | 33 | A | Michigan | | 1 | 0 | 57 | A | Duke | | 4 | 3 | | |
| 6 | H | West Virginia | | 3 | 1 | 35 | H | Rutgers | | 0 | 1 | 68 | H | Iowa | | 2 | 1 | | |
| 12 | A | Wisconsin | | 2 | 0 | 50 | A | Minnesota | | 1 | 0 | 69 | H | Illinois | | 2 | 1 | | |
| 25 | H | UConn | | 3 | 1 | | | | | | | 72 | A | Michigan St. | | 2 | 1 | | |
| | | | | | | | | | | | | 75 | H | Northwestern | | 4 | 1 | | |
| | | | | | | | | | | | | | | | | | | | |
| | | | | | | | | | | | | | | | | | | | |
| | | | | | | | | | | | | | | | | | | | |
| | | | | | | | | | | | | | | | | | | | |
| | | | | | | | | | | | | | | | | | | | |
| | | | | | | | | | | | | | | | | | | | |
| | | | | | | | | | | | | | | | | | | | |
| | | | | | | | | | | | | | | | | | | | |
| | | | | | | | | | | | | | | | | | | | |
| | | | | | | | | | | | | | | | | | | | |
| | | | | | | | | | | | | | | | | | | | |
| | | | | | | | | | | | | | | | | | | | |
| | | | | | | | | | | | | | | | | | | | |
| | | | | | | | | | | | | | | | | | | | |
| | | | | | | | | | | | | | | | | | | | |
| | | | | | | | | | | | | | | | | | | | |
| | | | | | | | | | | | | | | | | | | | |
| | | | | | | | | | | | | | | | | | | | |
| | | | | | | | | | | | | | | | | | | | |
| | | | | | | | | | | | | | | | | | | | |
| | | | | | | | | | | | | | | | | | | | |
| | | | | | | | | | | | | | | | | | | | |
| | | | | | | | | | | | | | | | | | | | |
| | | | | | | | | | | | | | | | | | | | |
| | | | | | | | | | | | | | | | | | | | |
| | | | | | | | | | | | | | | | | | | | |
| | | | | | | | | | | | | | | | | | | | |
| | | | | | | | | | | | | | | | | | | | |
| | | | | | | | | | | | | | | | | | | | |
| | | | | | | | | | | | | | | | | | | | |
| | | | | | | | | | | | | | | | | | | | |
| | | | | | | | | | | | | | | | | | | | |
| | | | | | | | | | | | | | | | | | | | |
| | | | | | | | | | | | | | | | | | | | |
| | | | | | | | | | | | | | | | | | | | |
| | | | | | | | | | | | | | | | | | | | |
| | | | | | | | | | | | | | | | | | | | |
| | | | | | | | | | | | | | | | | | | | |
| | | | | | | | | | | | | | | | | | | | |
| | | | | | | | | | | | | | | | | | | | |
| | | | | | | | | | | | | | | | | | | | |

Non-Div. I Games:

Penn St.

**T
e
x
a
s
A
&
M**

**T
e
x
a
s
A
&
M**

Texas A&M

| Average RPI Win: 82 | | WON-LOST | WINNING | LAST 10 | STRENGTH OF | | OPP. STRENGTH | TEAM | ADJ | CONF. | ADJ CONF. |
|----------------------|---------------|----------|-----------|---------------|----------------|-------|---------------|-------|--------------------|--------|-----------|
| Average RPI Loss: 10 | | RECORD | PCT. RANK | GAMES | SCHEDULE | | OF SCHEDULE | RPI | RPI | RPI | RPI |
| DIV. I ONLY | | 11-2-2 | .8 | 20 | 9-0-1 | | 4 | 3 | 4 | .67624 | 5 |
| DIV. I NON-CONF. | | 3-2-1 | .58333 | 128 | 1-0-0 | | 1 | 1 | 4 | .68926 | 5 |
| TOTALS | | RPI 1-25 | RPI 26-50 | | W-L RECORDS | | RPI 51-100 | | RPI 101-150 | | RPI 150+ |
| 11-2-2 | | 3-2-2 | 2-0-0 | | OVERALL | | 2-0-0 | | 1-0-0 | | 3-0-0 |
| 5-1-1 | | 1-1-1 | 0-0-0 | | HOME | | 1-0-0 | | 1-0-0 | | 2-0-0 |
| 4-1-1 | | 1-1-1 | 1-0-0 | | AWAY | | 1-0-0 | | 0-0-0 | | 1-0-0 |
| 2-0-0 | | 1-0-0 | 1-0-0 | | NEUTRAL | | 0-0-0 | | 0-0-0 | | 0-0-0 |
| 3-2-1 | | 1-2-1 | 1-0-0 | | NON-CONFERENCE | | 0-0-0 | | 1-0-0 | | 0-0-0 |
| 1-1-0 | | 0-1-0 | 0-0-0 | | HOME | | 0-0-0 | | 1-0-0 | | 0-0-0 |
| 0-1-1 | | 0-1-1 | 0-0- | | AWAY | | 0-0-0 | | 0-0-0 | | 0-0-0 |
| 2-0-0 | | 1-0-0 | 1-0-0 | | NEUTRAL | | 0-0-0 | | 0-0-0 | | 0-0-0 |
| 8-0-1 | | 2-0-1 | 1-0-0 | | CONFERENCE | | 2-0-0 | | 0-0-0 | | 3-0-0 |
| 4-0-1 | | 1-0-1 | 0-0-0 | | HOME | | 1-0-0 | | 0-0-0 | | 2-0-0 |
| 4-0-0 | | 1-0-0 | 1-0-0 | | AWAY | | 1-0-0 | | 0-0-0 | | 1-0-0 |
| 0-0-0 | | 0-0-0 | 0-0-0 | | NEUTRAL | | 0-0-0 | | 0-0-0 | | 0-0-0 |
| RPI S | Opponent | Score | | RPI S | Opponent | Score | | RPI S | Opponent | Score | |
| 1 H | Stanford | 0 | 1 | 26 A | Clemson | 2 | 1 | 57 A | Duke | 3 | 0 |
| 2 A | UCLA | 0 | 0 | 36 N | Arkansas | 2 | 1 | 66 H | Wake Forest | 3 | 0 |
| 3 N | Penn St. | 1 | 0 | | | | | | | | |
| 7 H | Florida St. | 1 | 1 | | | | | | | | |
| 15 A | Notre Dame | 3 | 2 | | | | | | | | |
| 18 A | Pepperdine | 0 | 1 | | | | | | | | |
| 20 H | Virginia Tech | 3 | 2 | | | | | | | | |
| | | | | LAST 10 GAMES | | | | | | | |
| | | | | 161 H | Miami (FL) | 3 | 0 | 20 H | Virginia Tech | 3 | 2 |
| | | | | 7 H | Florida St. | 1 | 1 | 239 A | North Carolina St. | 2 | 1 |
| | | | | 57 A | Duke | 3 | 0 | 26 A | Clemson | 2 | 1 |
| | | | | 178 H | Pittsburgh | 2 | 1 | 15 A | Notre Dame | 3 | 2 |
| | | | | 66 H | Wake Forest | 3 | 0 | 36 N | Arkansas | 2 | 1 |

Non-Div. I Games:

North Carolina

[illegible]

Non-Div. I Games:

West Virginia

| Average RPI Win: | 101 | WON-LOST RECORD | WINNING PCT. RANK | LAST 10 GAMES | STRENGTH OF SCHEDULE | OPP. STRENGTH OF SCHEDULE | TEAM RPI | ADJ RPI | CONF. RPI | ADJ CONF. RPI | | |
|-------------------|----------|-----------------|-------------------|----------------|----------------------|---------------------------|----------|-------------|-----------|-----------------|-------|---|
| Average RPI Loss: | 9 | | | | | | | | | | | |
| DIV. I ONLY | | 15-1-1 | .91176 | 3 | 9-0-1 | 65 | 8 | 8 | .66022 | 7 | 4 | 4 |
| DIV. I NON-CONF. | | 7-1-0 | .875 | 17 | 1-0-0 | 47 | 7 | 11 | .66031 | 11 | 4 | 4 |
| <hr/> | | | | | | | | | | | | |
| TOTALS | RPI 1-25 | RPI 26-50 | | W-L RECORDS | | RPI 51-100 | | RPI 101-150 | | RPI 150+ | | |
| 15-1-1 | 3-1-1 | 2-0-0 | | OVERALL | | 4-0-0 | | 2-0-0 | | 4-0-0 | | |
| 8-1-0 | 2-1-0 | 1-0-0 | | HOME | | 2-0-0 | | 2-0-0 | | 1-0-0 | | |
| 7-0-1 | 1-0-1 | 1-0-0 | | AWAY | | 2-0-0 | | 0-0-0 | | 3-0-0 | | |
| 0-0-0 | 0-0-0 | 0-0-0 | | NEUTRAL | | 0-0-0 | | 0-0-0 | | 0-0-0 | | |
| 7-1-0 | 1-1-0 | 2-0-0 | | NON-CONFERENCE | | 3-0-0 | | 0-0-0 | | 1-0-0 | | |
| 4-1-0 | 0-1-0 | 1-0-0 | | HOME | | 2-0-0 | | 0-0-0 | | 1-0-0 | | |
| 3-0-0 | 1-0-0 | 1-0- | | AWAY | | 1-0-0 | | 0-0-0 | | 0-0-0 | | |
| 0-0-0 | 0-0-0 | 0-0-0 | | NEUTRAL | | 0-0-0 | | 0-0-0 | | 0-0-0 | | |
| 8-0-1 | 2-0-1 | 0-0-0 | | CONFERENCE | | 1-0-0 | | 2-0-0 | | 3-0-0 | | |
| 4-0-0 | 2-0-0 | 0-0-0 | | HOME | | 0-0-0 | | 2-0-0 | | 0-0-0 | | |
| 4-0-1 | 0-0-1 | 0-0-0 | | AWAY | | 1-0-0 | | 0-0-0 | | 3-0-0 | | |
| 0-0-0 | 0-0-0 | 0-0-0 | | NEUTRAL | | 0-0-0 | | 0-0-0 | | 0-0-0 | | |
| RPI | S | Opponent | Score | RPI | S | Opponent | Score | RPI | S | Opponent | Score | |
| 5 | A | North Carolina | 1 1 | 32 | A | Oklahoma St. | 2 1 | 53 | A | Boston College | 2 0 | |
| 8 | H | Virginia | 1 0 | 50 | H | Minnesota | 4 1 | 58 | A | Oklahoma | 1 0 | |
| 9 | H | Florida | 1 2 | | | | | 89 | H | St. John's (NY) | 4 0 | |
| 20 | H | Virginia Tech | 2 1 | | | | | 100 | H | Portland | 1 0 | |
| 25 | A | UConn | 3 2 | | | | | | | | | |
| | | | | | | | | | | | | |
| | | | | | | | | | | | | |
| | | | | | | | | | | | | |
| | | | | | | | | | | | | |
| | | | | | | | | | | | | |
| | | | | | | | | | | | | |
| | | | | | | | | | | | | |
| | | | | | | | | | | | | |
| | | | | | | | | | | | | |
| | | | | | | | | | | | | |
| | | | | | | | | | | | | |
| | | | | | | | | | | | | |
| | | | | | | | | | | | | |
| | | | | | | | | | | | | |
| | | | | | | | | | | | | |
| | | | | | | | | | | | | |
| | | | | | | | | | | | | |
| | | | | | | | | | | | | |
| | | | | | | | | | | | | |
| | | | | | | | | | | | | |
| | | | | | | | | | | | | |
| | | | | | | | | | | | | |
| | | | | | | | | | | | | |
| | | | | | | | | | | | | |
| | | | | | | | | | | | | |
| | | | | | | | | | | | | |
| | | | | | | | | | | | | |
| | | | | | | | | | | | | |
| | | | | | | | | | | | | |
| | | | | | | | | | | | | |
| | | | | | | | | | | | | |
| | | | | | | | | | | | | |
| | | | | | | | | | | | | |
| | | | | | | | | | | | | |
| | | | | | | | | | | | | |
| | | | | | | | | | | | | |
| | | | | | | | | | | | | |
| | | | | | | | | | | | | |
| | | | | | | | | | | | | |
| | | | | | | | | | | | | |
| | | | | | | | | | | | | |
| | | | | | | | | | | | | |
| | | | | | | | | | | | | |
| | | | | | | | | | | | | |
| | | | | | | | | | | | | |
| | | | | | | | | | | | | |
| | | | | | | | | | | | | |
| | | | | | | | | | | | | |
| | | | | | | | | | | | | |
| | | | | | | | | | | | | |
| | | | | | | | | | | | | |
| | | | | | | | | | | | | |
| | | | | | | | | | | | | |
| | | | | | | | | | | | | |
| | | | | | | | | | | | | |
| | | | | | | | | | | | | |
| | | | | | | | | | | | | |
| | | | | | | | | | | | | |
| | | | | | | | | | | | | |
| | | | | | | | | | | | | |
| | | | | | | | | | | | | |
| | | | | | | | | | | | | |
| | | | | | | | | | | | | |
| | | | | | | | | | | | | |
| | | | | | | | | | | | | |
| | | | | | | | | | | | | |
| | | | | | | | | | | | | |
| | | | | | | | | | | | | |
| | | | | | | | | | | | | |
| | | | | | | | | | | | | |
| | | | | | | | | | | | | |
| | | | | | | | | | | | | |

Non-Div. I Games:

Florida St.

| Average RPI Win: | 95 | WON-LOST RECORD | WINNING PCT. RANK | LAST 10 GAMES | STRENGTH OF SCHEDULE | OPP. STRENGTH OF SCHEDULE | TEAM RPI | ADJ RPI | CONF. RPI | ADJ CONF. RPI | | | | |
|-------------------|----------|-----------------|-------------------|----------------|----------------------|---------------------------|----------|-------------|-----------|---------------|---|----------------|-------|---|
| Average RPI Loss: | 7 | | | | | | | | | | | | | |
| DIV. I ONLY | | 16-1-0 | .94118 | 1 | 9-1-0 | 75 | 13 | 7 | .65936 | 8 | 4 | 4 | | |
| DIV. I NON-CONF. | | 8-0-0 | 1 | 1 | 1-0-0 | 67 | 22 | 8 | .67244 | 9 | 4 | 4 | | |
| <hr/> | | | | | | | | | | | | | | |
| TOTALS | RPI 1-25 | RPI 26-50 | | W-L RECORDS | | RPI 51-100 | | RPI 101-150 | | RPI 150+ | | | | |
| 16-1-0 | 2-1-0 | 2-0-0 | | OVERALL | | 5-0-0 | | 4-0-0 | | 3-0-0 | | | | |
| 10-0-0 | 0-0-0 | 1-0-0 | | HOME | | 3-0-0 | | 3-0-0 | | 3-0-0 | | | | |
| 6-1-0 | 2-1-0 | 1-0-0 | | AWAY | | 2-0-0 | | 1-0-0 | | 0-0-0 | | | | |
| 0-0-0 | 0-0-0 | 0-0-0 | | NEUTRAL | | 0-0-0 | | 0-0-0 | | 0-0-0 | | | | |
| <hr/> | | | | | | | | | | | | | | |
| 8-0-0 | 0-0-0 | 2-0-0 | | NON-CONFERENCE | | 2-0-0 | | 3-0-0 | | 1-0-0 | | | | |
| 6-0-0 | 0-0-0 | 1-0-0 | | HOME | | 1-0-0 | | 3-0-0 | | 1-0-0 | | | | |
| 2-0-0 | 0-0-0 | 1-0- | | AWAY | | 1-0-0 | | 0-0-0 | | 0-0-0 | | | | |
| 0-0-0 | 0-0-0 | 0-0-0 | | NEUTRAL | | 0-0-0 | | 0-0-0 | | 0-0-0 | | | | |
| <hr/> | | | | | | | | | | | | | | |
| 8-1-0 | 2-1-0 | 0-0-0 | | CONFERENCE | | 3-0-0 | | 1-0-0 | | 2-0-0 | | | | |
| 4-0-0 | 0-0-0 | 0-0-0 | | HOME | | 2-0-0 | | 0-0-0 | | 2-0-0 | | | | |
| 4-1-0 | 2-1-0 | 0-0-0 | | AWAY | | 1-0-0 | | 1-0-0 | | 0-0-0 | | | | |
| 0-0-0 | 0-0-0 | 0-0-0 | | NEUTRAL | | 0-0-0 | | 0-0-0 | | 0-0-0 | | | | |
| <hr/> | | | | | | | | | | | | | | |
| RPI | S | Opponent | Score | | RPI | S | Opponent | Score | | RPI | S | Opponent | Score | |
| 7 | A | Florida St. | 0 | 1 | 48 | H | Hofstra | 3 | 1 | 53 | H | Boston College | 6 | 3 |
| 15 | A | Notre Dame | 2 | 1 | 49 | A | Alabama | 3 | 0 | 57 | A | Duke | 3 | 1 |
| 20 | A | Virginia Tech | 2 | 0 | | | | | | 60 | H | Tennessee | 2 | 1 |
| | | | | | | | | | | 66 | H | Wake Forest | 5 | 0 |
| | | | | | | | | | | 88 | A | Samford | 3 | 1 |
| | | | | | | | | | | | | | | |
| | | | | | | | | | | | | | | |
| | | | | | | | | | | | | | | |
| | | | | | | | | | | | | | | |
| | | | | | | | | | | | | | | |
| | | | | | | | | | | | | | | |
| | | | | | | | | | | | | | | |
| | | | | | | | | | | | | | | |
| | | | | | | | | | | | | | | |
| | | | | | | | | | | | | | | |
| | | | | | | | | | | | | | | |
| | | | | | | | | | | | | | | |
| | | | | | | | | | | | | | | |
| | | | | | | | | | | | | | | |
| | | | | | | | | | | | | | | |
| | | | | | | | | | | | | | | |
| | | | | | | | | | | | | | | |
| | | | | | | | | | | | | | | |
| | | | | | | | | | | | | | | |
| | | | | | | | | | | | | | | |
| | | | | | | | | | | | | | | |
| | | | | | | | | | | | | | | |
| | | | | | | | | | | | | | | |
| | | | | | | | | | | | | | | |
| | | | | | | | | | | | | | | |
| | | | | | | | | | | | | | | |
| | | | | | | | | | | | | | | |
| | | | | | | | | | | | | | | |
| | | | | | | | | | | | | | | |
| | | | | | | | | | | | | | | |
| | | | | | | | | | | | | | | |
| | | | | | | | | | | | | | | |
| | | | | | | | | | | | | | | |
| | | | | | | | | | | | | | | |
| | | | | | | | | | | | | | | |
| | | | | | | | | | | | | | | |
| | | | | | | | | | | | | | | |
| | | | | | | | | | | | | | | |
| | | | | | | | | | | | | | | |
| | | | | | | | | | | | | | | |
| | | | | | | | | | | | | | | |
| | | | | | | | | | | | | | | |
| | | | | | | | | | | | | | | |
| | | | | | | | | | | | | | | |
| | | | | | | | | | | | | | | |
| | | | | | | | | | | | | | | |
| | | | | | | | | | | | | | | |
| | | | | | | | | | | | | | | |
| | | | | | | | | | | | | | | |
| | | | | | | | | | | | | | | |
| | | | | | | | | | | | | | | |
| | | | | | | | | | | | | | | |
| | | | | | | | | | | | | | | |
| | | | | | | | | | | | | | | |
| | | | | | | | | | | | | | | |
| | | | | | | | | | | | | | | |
| | | | | | | | | | | | | | | |

Non-Div. I Games:

Virginia

| Average RPI Win: 76 | | WON-LOST | WINNING | LAST 10 | STRENGTH OF | | OPP. STRENGTH | TEAM | ADJ | CONF. | ADJ CONF. |
|----------------------|----------------|----------|-----------|---------------|-----------------|-------|---------------|-------|-------------|--------|-----------|
| Average RPI Loss: 23 | | RECORD | PCT. RANK | GAMES | SCHEDULE | | OF SCHEDULE | RPI | RPI | RPI | RPI |
| DIV. I ONLY | | 13-4-0 | .76471 | 24 | 8-2-0 | | 17 | 2 | 9 | .65243 | 9 |
| DIV. I NON-CONF. | | 5-2-0 | .71429 | 56 | 0-0-0 | | 14 | 4 | 15 | .65069 | 14 |
| TOTALS | | RPI 1-25 | RPI 26-50 | | W-L RECORDS | | RPI 51-100 | | RPI 101-150 | | RPI 150+ |
| 13-4-0 | | 2-3-0 | 6-0-0 | | OVERALL | | 1-1-0 | | 1-0-0 | | 3-0-0 |
| 6-0-0 | | 0-0-0 | 3-0-0 | | HOME | | 1-0-0 | | 0-0-0 | | 2-0-0 |
| 7-4-0 | | 2-3-0 | 3-0-0 | | AWAY | | 0-1-0 | | 1-0-0 | | 1-0-0 |
| 0-0-0 | | 0-0-0 | 0-0-0 | | NEUTRAL | | 0-0-0 | | 0-0-0 | | 0-0-0 |
| 5-2-0 | | 1-1-0 | 2-0-0 | | NON-CONFERENCE | | 0-1-0 | | 0-0-0 | | 2-0-0 |
| 2-0-0 | | 0-0-0 | 1-0-0 | | HOME | | 0-0-0 | | 0-0-0 | | 1-0-0 |
| 3-2-0 | | 1-1-0 | 1-0- | | AWAY | | 0-1-0 | | 0-0-0 | | 1-0-0 |
| 0-0-0 | | 0-0-0 | 0-0-0 | | NEUTRAL | | 0-0-0 | | 0-0-0 | | 0-0-0 |
| 8-2-0 | | 1-2-0 | 4-0-0 | | CONFERENCE | | 1-0-0 | | 1-0-0 | | 1-0-0 |
| 4-0-0 | | 0-0-0 | 2-0-0 | | HOME | | 1-0-0 | | 0-0-0 | | 1-0-0 |
| 4-2-0 | | 1-2-0 | 2-0-0 | | AWAY | | 0-0-0 | | 1-0-0 | | 0-0-0 |
| 0-0-0 | | 0-0-0 | 0-0-0 | | NEUTRAL | | 0-0-0 | | 0-0-0 | | 0-0-0 |
| RPI S | Opponent | Score | | RPI S | Opponent | Score | | RPI S | Opponent | Score | |
| 1 A | Stanford | 0 | 1 | 28 H | South Fla. | 2 | 0 | 58 A | Oklahoma | 1 | 2 |
| 4 A | Texas A&M | 1 | 0 | 32 A | Oklahoma St. | 4 | 0 | 60 H | Tennessee | 3 | 1 |
| 7 A | Florida St. | 2 | 1 | 34 H | Missouri | 3 | 1 | | | | |
| 11 A | South Carolina | 2 | 3 | 36 A | Arkansas | 3 | 1 | | | | |
| 22 A | Kentucky | 0 | 2 | 38 H | Georgia | 2 | 1 | | | | |
| | | | | 49 A | Alabama | 2 | 1 | | | | |
| | | | | LAST 10 GAMES | | | | | | | |
| | | | | 118 A | LSU | 3 | 0 | 36 A | Arkansas | 3 | 1 |
| | | | | 60 H | Tennessee | 3 | 1 | 4 A | Texas A&M | 1 | 0 |
| | | | | 22 A | Kentucky | 0 | 2 | 34 H | Missouri | 3 | 1 |
| | | | | 11 A | South Carolina | 2 | 3 | 38 H | Georgia | 2 | 1 |
| | | | | 232 H | Mississippi St. | 5 | 1 | 49 A | Alabama | 2 | 1 |

Non-Div. I Games:

Florida

Non-Div. I Games:

Texas Tech

| Average RPI Win: | | 77 | WON-LOST RECORD | | WINNING PCT. RANK | LAST 10 GAMES | STRENGTH OF SCHEDULE | | OPP. STRENGTH OF SCHEDULE | TEAM RPI | ADJ RPI | CONF. RPI | ADJ CONF. RPI | | | | |
|------------------|---|-----------|-----------------|-----------|-------------------|----------------|----------------------|---------------|---------------------------|-------------|---------|-----------|---------------|---------------|---|-------|--|
| DIV. I ONLY | | | 11-4-3 | | .69444 | 53 | 4-3-3 | | 2 | 28 | 11 | .6461 | 11 | 3 | 3 | | |
| DIV. I NON-CONF. | | | 7-1-0 | | .875 | 17 | 0-0-0 | | 4 | 87 | 3 | .69388 | 3 | 1 | 1 | | |
| TOTALS | | RPI 1-25 | | RPI 26-50 | | W-L RECORDS | | RPI 51-100 | | RPI 101-150 | | RPI 150+ | | | | | |
| 11-4-3 | | 1-1-1 | | 4-3-1 | | OVERALL | | 3-0-1 | | 2-0-0 | | 1-0-0 | | | | | |
| 7-3-0 | | 1-0-0 | | 1-3-0 | | HOME | | 2-0-0 | | 2-0-0 | | 1-0-0 | | | | | |
| 3-1-3 | | 0-1-1 | | 2-0-1 | | AWAY | | 1-0-1 | | 0-0-0 | | 0-0-0 | | | | | |
| 1-0-0 | | 0-0-0 | | 1-0-0 | | NEUTRAL | | 0-0-0 | | 0-0-0 | | 0-0-0 | | | | | |
| 7-1-0 | | 0-0-0 | | 3-1-0 | | NON-CONFERENCE | | 2-0-0 | | 1-0-0 | | 1-0-0 | | | | | |
| 4-1-0 | | 0-0-0 | | 1-1-0 | | HOME | | 1-0-0 | | 1-0-0 | | 1-0-0 | | | | | |
| 2-0-0 | | 0-0-0 | | 1-0- | | AWAY | | 1-0-0 | | 0-0-0 | | 0-0-0 | | | | | |
| 1-0-0 | | 0-0-0 | | 1-0-0 | | NEUTRAL | | 0-0-0 | | 0-0-0 | | 0-0-0 | | | | | |
| 4-3-3 | | 1-1-1 | | 1-2-1 | | CONFERENCE | | 1-0-1 | | 1-0-0 | | 0-0-0 | | | | | |
| 3-2-0 | | 1-0-0 | | 0-2-0 | | HOME | | 1-0-0 | | 1-0-0 | | 0-0-0 | | | | | |
| 1-1-3 | | 0-1-1 | | 1-0-1 | | AWAY | | 0-0-1 | | 0-0-0 | | 0-0-0 | | | | | |
| 0-0-0 | | 0-0-0 | | 0-0-0 | | NEUTRAL | | 0-0-0 | | 0-0-0 | | 0-0-0 | | | | | |
| RPI | S | Opponent | | Score | | RPI | S | Opponent | | Score | | RPI | S | Opponent | | Score | |
| 4 | A | Texas A&M | | 2 2 | | 26 | H | Clemson | | 0 1 | | 52 | H | Ole Miss | | 2 0 | |
| 9 | H | Florida | | 3 2 | | 27 | A | Auburn | | 2 1 | | 86 | A | Vanderbilt | | 1 1 | |
| 22 | A | Kentucky | | 0 1 | | 28 | A | South Fla. | | 3 0 | | 87 | A | East Carolina | | 2 0 | |
| | | | | | | 34 | H | Missouri | | 0 1 | | 88 | H | Samford | | 2 0 | |
| | | | | | | 37 | N | FGCU | | 2 0 | | | | | | | |
| | | | | | | 38 | H | Georgia | | 0 1 | | | | | | | |
| | | | | | | 39 | H | Boston U. | | 1 0 | | | | | | | |
| | | | | | | 49 | A | Alabama | | 1 1 | | | | | | | |
| | | | | | | | | LAST 10 GAMES | | | | | | | | | |
| | | | | | | 4 | A | Texas A&M | | 2 2 | | 118 | H | LSU | | 1 0 | |
| | | | | | | 86 | A | Vanderbilt | | 1 1 | | 49 | A | Alabama | | 1 1 | |
| | | | | | | 52 | H | Ole Miss | | 2 0 | | 38 | H | Georgia | | 0 1 | |
| | | | | | | 9 | H | Florida | | 3 2 | | 34 | H | Missouri | | 0 1 | |
| | | | | | | 22 | A | Kentucky | | 0 1 | | 27 | A | Auburn | | 2 1 | |

Non-Div. I Games:

South Carolina

| Average RPI Win: | 105 | WON-LOST RECORD | WINNING PCT. RANK | LAST 10 GAMES | STRENGTH OF SCHEDULE | OPP. STRENGTH OF SCHEDULE | TEAM RPI | ADJ RPI | CONF. RPI | ADJ CONF. RPI | | | | |
|-------------------|----------|-----------------|-------------------|----------------|----------------------|---------------------------|--------------|-------------|-----------|---------------|---|--------------|-------|---|
| Average RPI Loss: | 18 | 15-2-1 | .86111 | 8 | 8-1-1 | 66 | 27 | 12 | .64099 | 12 | 5 | 5 | | |
| DIV. I ONLY | | 6-0-0 | 1 | 1 | 0-0-0 | 133 | 27 | 12 | .65297 | 13 | 5 | 5 | | |
| DIV. I NON-CONF. | | | | | | | | | | | | | | |
| <hr/> | | | | | | | | | | | | | | |
| TOTALS | RPI 1-25 | RPI 26-50 | | W-L RECORDS | | RPI 51-100 | | RPI 101-150 | | RPI 150+ | | | | |
| 15-2-1 | 1-1-0 | 2-1-0 | | OVERALL | | 6-0-1 | | 3-0-0 | | 3-0-0 | | | | |
| 8-1-1 | 0-1-0 | 1-0-0 | | HOME | | 3-0-1 | | 2-0-0 | | 2-0-0 | | | | |
| 6-1-0 | 1-0-0 | 1-1-0 | | AWAY | | 2-0-0 | | 1-0-0 | | 1-0-0 | | | | |
| 1-0-0 | 0-0-0 | 0-0-0 | | NEUTRAL | | 1-0-0 | | 0-0-0 | | 0-0-0 | | | | |
| 6-0-0 | 1-0-0 | 0-0-0 | | NON-CONFERENCE | | 3-0-0 | | 0-0-0 | | 2-0-0 | | | | |
| 4-0-0 | 0-0-0 | 0-0-0 | | HOME | | 2-0-0 | | 0-0-0 | | 2-0-0 | | | | |
| 1-0-0 | 1-0-0 | 0-0- | | AWAY | | 0-0-0 | | 0-0-0 | | 0-0-0 | | | | |
| 1-0-0 | 0-0-0 | 0-0-0 | | NEUTRAL | | 1-0-0 | | 0-0-0 | | 0-0-0 | | | | |
| 9-2-1 | 0-1-0 | 2-1-0 | | CONFERENCE | | 3-0-1 | | 3-0-0 | | 1-0-0 | | | | |
| 4-1-1 | 0-1-0 | 1-0-0 | | HOME | | 1-0-1 | | 2-0-0 | | 0-0-0 | | | | |
| 5-1-0 | 0-0-0 | 1-1-0 | | AWAY | | 2-0-0 | | 1-0-0 | | 1-0-0 | | | | |
| 0-0-0 | 0-0-0 | 0-0-0 | | NEUTRAL | | 0-0-0 | | 0-0-0 | | 0-0-0 | | | | |
| RPI | S | Opponent | Score | | RPI | S | Opponent | Score | | RPI | S | Opponent | Score | |
| 3 | H | Penn St. | 0 | 2 | 33 | A | Michigan | 1 | 2 | 60 | H | Tennessee | 2 | 1 |
| 13 | A | Washington | 4 | 0 | 35 | H | Rutgers | 1 | 0 | 63 | H | Oregon | 1 | 0 |
| | | | | | 50 | A | Minnesota | 4 | 1 | 68 | H | Iowa | 0 | 0 |
| | | | | | | | | | | 72 | A | Michigan St. | 2 | 1 |
| | | | | | | | | | | 73 | H | Maryland | 1 | 0 |
| | | | | | | | | | | 75 | A | Northwestern | 2 | 0 |
| | | | | | | | | | | 100 | N | Portland | 3 | 0 |
| <hr/> | | | | | | | | | | | | | | |
| LAST 10 GAMES | | | | | | | | | | | | | | |
| | | | | | 73 | H | Maryland | 1 | 0 | 3 | H | Penn St. | 0 | 2 |
| | | | | | 35 | H | Rutgers | 1 | 0 | 104 | H | Ohio St. | 2 | 0 |
| | | | | | 50 | A | Minnesota | 4 | 1 | 138 | A | Purdue | 1 | 0 |
| | | | | | 75 | A | Northwestern | 2 | 0 | 159 | A | Indiana | 1 | 0 |
| | | | | | 68 | H | Iowa | 0 | 0 | 112 | H | Nebraska | 3 | 0 |

Non-Div. I Games:

Wisconsin

| Average RPI Win: 87 | | WON-LOST | WINNING | LAST 10 | STRENGTH OF | | OPP. STRENGTH | TEAM | ADJ | | CONF. | ADJ CONF. | | | |
|----------------------|-------------|----------|-----------|---------|----------------|-------|---------------|-------|-------------|--------|----------|-----------|------------|-------|---|
| Average RPI Loss: 30 | | RECORD | PCT. RANK | GAMES | SCHEDULE | | OF SCHEDULE | RPI | RPI | | RPI | RPI | | | |
| DIV. I ONLY | | 12-4-1 | .73529 | 34 | 7-2-1 | | 20 | 6 | 14 | .63579 | 13 | 1 | | | |
| DIV. I NON-CONF. | | 7-2-0 | .77778 | 39 | 2-0-0 | | 25 | 23 | 16 | .64486 | 16 | 2 | | | |
| TOTALS | | RPI 1-25 | RPI 26-50 | | W-L RECORDS | | RPI 51-100 | | RPI 101-150 | | RPI 150+ | | | | |
| 12-4-1 | | 4-2-0 | 2-1-0 | | OVERALL | | 2-1-1 | | 1-0-0 | | 3-0-0 | | | | |
| 5-1-0 | | 2-1-0 | 1-0-0 | | HOME | | 1-0-0 | | 0-0-0 | | 1-0-0 | | | | |
| 6-2-1 | | 2-1-0 | 1-0-0 | | AWAY | | 1-1-1 | | 1-0-0 | | 1-0-0 | | | | |
| 1-1-0 | | 0-0-0 | 0-1-0 | | NEUTRAL | | 0-0-0 | | 0-0-0 | | 1-0-0 | | | | |
| 7-2-0 | | 2-1-0 | 0-1-0 | | NON-CONFERENCE | | 2-0-0 | | 1-0-0 | | 2-0-0 | | | | |
| 2-1-0 | | 1-1-0 | 0-0-0 | | HOME | | 1-0-0 | | 0-0-0 | | 0-0-0 | | | | |
| 4-0-0 | | 1-0-0 | 0-0- | | AWAY | | 1-0-0 | | 1-0-0 | | 1-0-0 | | | | |
| 1-1-0 | | 0-0-0 | 0-1-0 | | NEUTRAL | | 0-0-0 | | 0-0-0 | | 1-0-0 | | | | |
| 5-2-1 | | 2-1-0 | 2-0-0 | | CONFERENCE | | 0-1-1 | | 0-0-0 | | 1-0-0 | | | | |
| 3-0-0 | | 1-0-0 | 1-0-0 | | HOME | | 0-0-0 | | 0-0-0 | | 1-0-0 | | | | |
| 2-2-1 | | 1-1-0 | 1-0-0 | | AWAY | | 0-1-1 | | 0-0-0 | | 0-0-0 | | | | |
| 0-0-0 | | 0-0-0 | 0-0-0 | | NEUTRAL | | 0-0-0 | | 0-0-0 | | 0-0-0 | | | | |
| RPI S | Opponent | Score | | RPI S | Opponent | Score | | RPI S | Opponent | Score | | RPI S | Opponent | Score | |
| 1 A | Stanford | 1 | 4 | 40 H | Arizona St. | 2 | 1 | 51 A | Colorado | 0 | 0 | 124 A | Seattle | 1 | 0 |
| 12 H | Wisconsin | 0 | 4 | 44 A | Utah | 1 | 0 | 63 A | Oregon | 0 | 1 | 161 N | Miami (FL) | 3 | 1 |
| 19 A | California | 2 | 1 | 45 N | San Diego St. | 1 | 2 | 97 H | Dartmouth | 3 | 1 | 178 A | Pittsburgh | 1 | 0 |
| 21 A | La Salle | 1 | 0 | | | | | 100 A | Portland | 3 | 2 | 215 H | Oregon St. | 3 | 0 |
| 22 H | Kentucky | 4 | 1 | | | | | | | | | | | | |
| 23 H | Arizona | 2 | 0 | | | | | | | | | | | | |
| LAST 10 GAMES | | | | | | | | | | | | | | | |
| 51 A | Colorado | 0 | 0 | 19 A | California | 2 | 1 | | | | | | | | |
| 44 A | Utah | 1 | 0 | 1 A | Stanford | 1 | 4 | | | | | | | | |
| 215 H | Oregon St. | 3 | 0 | 100 A | Portland | 3 | 2 | | | | | | | | |
| 23 H | Arizona | 2 | 0 | 63 A | Oregon | 0 | 1 | | | | | | | | |
| 40 H | Arizona St. | 2 | 1 | 124 A | Seattle | 1 | 0 | | | | | | | | |

Non-Div. I Games:

Washington

[illegible]

Non-Div. I Games:

Washington St.

| Average RPI Win: | 109 | WON-LOST RECORD | WINNING PCT. RANK | LAST 10 GAMES | STRENGTH OF SCHEDULE | OPP. STRENGTH OF SCHEDULE | TEAM RPI | ADJ RPI | CONF. RPI | ADJ CONF. RPI | | | | |
|------------------|----------|-----------------|-------------------|----------------|----------------------|---------------------------|----------|-------------|-----------|---------------|---|---------------------|-------|---|
| DIV. I ONLY | | 12-4-1 | .73529 | 34 | 8-2-0 | 25 | 17 | 15 | .63378 | 15 | 4 | 4 | | |
| DIV. I NON-CONF. | | 5-2-1 | .6875 | 69 | 1-0-0 | 23 | 18 | 25 | .62896 | 24 | 4 | 4 | | |
| <hr/> | | | | | | | | | | | | | | |
| TOTALS | RPI 1-25 | RPI 26-50 | | W-L RECORDS | | RPI 51-100 | | RPI 101-150 | | RPI 150+ | | | | |
| 12-4-1 | 1-3-1 | 1-0-0 | | OVERALL | | 4-1-0 | | 2-0-0 | | 4-0-0 | | | | |
| 6-4-0 | 0-3-0 | 1-0-0 | | HOME | | 1-1-0 | | 1-0-0 | | 3-0-0 | | | | |
| 6-0-1 | 1-0-1 | 0-0-0 | | AWAY | | 3-0-0 | | 1-0-0 | | 1-0-0 | | | | |
| 0-0-0 | 0-0-0 | 0-0-0 | | NEUTRAL | | 0-0-0 | | 0-0-0 | | 0-0-0 | | | | |
| 5-2-1 | 0-1-1 | 0-0-0 | | NON-CONFERENCE | | 3-1-0 | | 0-0-0 | | 2-0-0 | | | | |
| 3-2-0 | 0-1-0 | 0-0-0 | | HOME | | 1-1-0 | | 0-0-0 | | 2-0-0 | | | | |
| 2-0-1 | 0-0-1 | 0-0- | | AWAY | | 2-0-0 | | 0-0-0 | | 0-0-0 | | | | |
| 0-0-0 | 0-0-0 | 0-0-0 | | NEUTRAL | | 0-0-0 | | 0-0-0 | | 0-0-0 | | | | |
| 7-2-0 | 1-2-0 | 1-0-0 | | CONFERENCE | | 1-0-0 | | 2-0-0 | | 2-0-0 | | | | |
| 3-2-0 | 0-2-0 | 1-0-0 | | HOME | | 0-0-0 | | 1-0-0 | | 1-0-0 | | | | |
| 4-0-0 | 1-0-0 | 0-0-0 | | AWAY | | 1-0-0 | | 1-0-0 | | 1-0-0 | | | | |
| 0-0-0 | 0-0-0 | 0-0-0 | | NEUTRAL | | 0-0-0 | | 0-0-0 | | 0-0-0 | | | | |
| RPI | S | Opponent | Score | | RPI | S | Opponent | Score | | RPI | S | Opponent | Score | |
| 1 | A | Stanford | 0 | 0 | 26 | H | Clemson | 1 | 0 | 56 | A | Santa Clara | 2 | 0 |
| 5 | H | North Carolina | 2 | 3 | | | | | | 61 | H | Southern California | 1 | 2 |
| 8 | H | Virginia | 1 | 2 | | | | | | 66 | A | Wake Forest | 1 | 0 |
| 10 | H | Texas Tech | 1 | 2 | | | | | | 69 | A | Illinois | 3 | 1 |
| 20 | A | Virginia Tech | 2 | 0 | | | | | | 76 | H | Baylor | 1 | 0 |
| | | | | | | | | | | | | | | |
| | | | | | | | | | | | | | | |
| | | | | | | | | | | | | | | |
| | | | | | | | | | | | | | | |
| | | | | | | | | | | | | | | |
| | | | | | | | | | | | | | | |
| | | | | | | | | | | | | | | |
| | | | | | | | | | | | | | | |
| | | | | | | | | | | | | | | |
| | | | | | | | | | | | | | | |
| | | | | | | | | | | | | | | |
| | | | | | | | | | | | | | | |
| | | | | | | | | | | | | | | |
| | | | | | | | | | | | | | | |
| | | | | | | | | | | | | | | |
| | | | | | | | | | | | | | | |
| | | | | | | | | | | | | | | |
| | | | | | | | | | | | | | | |
| | | | | | | | | | | | | | | |
| | | | | | | | | | | | | | | |
| | | | | | | | | | | | | | | |
| | | | | | | | | | | | | | | |
| | | | | | | | | | | | | | | |
| | | | | | | | | | | | | | | |
| | | | | | | | | | | | | | | |
| | | | | | | | | | | | | | | |
| | | | | | | | | | | | | | | |
| | | | | | | | | | | | | | | |
| | | | | | | | | | | | | | | |
| | | | | | | | | | | | | | | |
| | | | | | | | | | | | | | | |
| | | | | | | | | | | | | | | |
| | | | | | | | | | | | | | | |
| | | | | | | | | | | | | | | |
| | | | | | | | | | | | | | | |
| | | | | | | | | | | | | | | |
| | | | | | | | | | | | | | | |
| | | | | | | | | | | | | | | |
| | | | | | | | | | | | | | | |
| | | | | | | | | | | | | | | |
| | | | | | | | | | | | | | | |
| | | | | | | | | | | | | | | |
| | | | | | | | | | | | | | | |
| | | | | | | | | | | | | | | |
| | | | | | | | | | | | | | | |
| | | | | | | | | | | | | | | |
| | | | | | | | | | | | | | | |
| | | | | | | | | | | | | | | |
| | | | | | | | | | | | | | | |
| | | | | | | | | | | | | | | |
| | | | | | | | | | | | | | | |
| | | | | | | | | | | | | | | |
| | | | | | | | | | | | | | | |
| | | | | | | | | | | | | | | |
| | | | | | | | | | | | | | | |
| | | | | | | | | | | | | | | |
| | | | | | | | | | | | | | | |
| | | | | | | | | | | | | | | |

Non-Div. I Games:

Notre Dame

| Average RPI Win: 107 | | WON-LOST RECORD | | WINNING PCT. RANK | | LAST 10 GAMES | | STRENGTH OF SCHEDULE | | OPP. STRENGTH OF SCHEDULE | | TEAM RPI | | ADJ RPI | | CONF. RPI | | ADJ CONF. RPI | | | | | |
|----------------------|---|-----------------|--|-------------------|---|--------------------|---|----------------------|--|---------------------------|---|---------------|---|----------------|--|-----------|---|---------------|-----------------|-----|--|--|--|
| Average RPI Loss: 22 | | 15-3-0 | | .83333 10 | | 9-1-0 | | 86 | | 20 | | 17 | | .62937 16 | | 6 | | 6 | | | | | |
| DIV. I ONLY | | 7-2-0 | | .77778 39 | | 1-0-0 | | 115 | | 3 | | 32 | | .6117 32 | | 6 | | 6 | | | | | |
| DIV. I NON-CONF. | | | | | | | | | | | | | | | | | | | | | | | |
| TOTALS | | RPI 1-25 | | RPI 26-50 | | W-L RECORDS | | RPI 51-100 | | RPI 101-150 | | RPI 150+ | | | | | | | | | | | |
| 15-3-0 | | 0-2-0 | | 4-1-0 | | OVERALL | | 5-0-0 | | 1-0-0 | | 5-0-0 | | | | | | | | | | | |
| 9-0-0 | | 0-0-0 | | 0-0-0 | | HOME | | 3-0-0 | | 1-0-0 | | 5-0-0 | | | | | | | | | | | |
| 5-3-0 | | 0-2-0 | | 3-1-0 | | AWAY | | 2-0-0 | | 0-0-0 | | 0-0-0 | | | | | | | | | | | |
| 1-0-0 | | 0-0-0 | | 1-0-0 | | NEUTRAL | | 0-0-0 | | 0-0-0 | | 0-0-0 | | | | | | | | | | | |
| 7-2-0 | | 0-1-0 | | 2-1-0 | | NON-CONFERENCE | | 2-0-0 | | 0-0-0 | | 3-0-0 | | | | | | | | | | | |
| 5-0-0 | | 0-0-0 | | 0-0-0 | | HOME | | 2-0-0 | | 0-0-0 | | 3-0-0 | | | | | | | | | | | |
| 1-2-0 | | 0-1-0 | | 1-0- | | AWAY | | 0-0-0 | | 0-0-0 | | 0-0-0 | | | | | | | | | | | |
| 1-0-0 | | 0-0-0 | | 1-0-0 | | NEUTRAL | | 0-0-0 | | 0-0-0 | | 0-0-0 | | | | | | | | | | | |
| 8-1-0 | | 0-1-0 | | 2-0-0 | | CONFERENCE | | 3-0-0 | | 1-0-0 | | 2-0-0 | | | | | | | | | | | |
| 4-0-0 | | 0-0-0 | | 0-0-0 | | HOME | | 1-0-0 | | 1-0-0 | | 2-0-0 | | | | | | | | | | | |
| 4-1-0 | | 0-1-0 | | 2-0-0 | | AWAY | | 2-0-0 | | 0-0-0 | | 0-0-0 | | | | | | | | | | | |
| 0-0-0 | | 0-0-0 | | 0-0-0 | | NEUTRAL | | 0-0-0 | | 0-0-0 | | 0-0-0 | | | | | | | | | | | |
| RPI | S | Opponent | | Score | | RPI | S | Opponent | | Score | | RPI | S | Opponent | | Score | | | | | | | |
| 4 | A | Texas A&M | | 0 | 3 | 28 | A | South Fla. | | 3 | 0 | 52 | H | Ole Miss | | 4 | 0 | 108 | H Cincinnati | 2 0 | | | |
| 25 | A | UConn | | 0 | 1 | 30 | N | Texas | | 2 | 0 | 77 | H | Long Beach St. | | 1 | 0 | 152 | H Fla. Atlantic | 1 0 | | | |
| | | | | | | 38 | A | Georgia | | 0 | 1 | 78 | A | Tulsa | | 4 | 1 | 161 | H Miami (FL) | 2 1 | | | |
| | | | | | | 43 | A | Memphis | | 2 | 1 | 87 | H | East Carolina | | 2 | 0 | 202 | H SMU | 3 0 | | | |
| | | | | | | 46 | A | TCU | | 2 | 0 | 98 | A | Temple | | 2 | 0 | 215 | H Oregon St. | 4 0 | | | |
| | | | | | | | | | | | | | | | | | | 222 | H Houston | 4 0 | | | |
| | | | | | | LAST 10 GAMES | | | | | | | | | | | | | | | | | |
| | | | | | | 108 H Cincinnati | | | | | | 222 H Houston | | | | | | 4 0 | | | | | |
| | | | | | | 87 H East Carolina | | | | | | 202 H SMU | | | | | | 3 0 | | | | | |
| | | | | | | 25 A UConn | | | | | | 78 A Tulsa | | | | | | 4 1 | | | | | |
| | | | | | | 98 A Temple | | | | | | 43 A Memphis | | | | | | 2 1 | | | | | |
| | | | | | | 28 A South Fla. | | | | | | 52 H Ole Miss | | | | | | 4 0 | | | | | |

Non-Div. I Games:

UCF

| | | | | | | | | | | | | |
|-------------------|-----------------|-----------|-----------|-----------------|-------------|---------------|-------------------|-------------|--------|-------------------|-------|---|
| Average RPI Win: | 122 | WON-LOST | WINNING | LAST 10 | STRENGTH OF | OPP. STRENGTH | TEAM | ADJ | CONF. | ADJ CONF. | | |
| Average RPI Loss: | 34 | RECORD | PCT. RANK | GAMES | SCHEDULE | OF SCHEDULE | RPI | RPI | RPI | RPI | | |
| DIV. I ONLY | | 15-3-0 | .83333 | 10 | 7-3-0 | 73 | 35 | 16 | .62775 | 17 | 2 | 2 |
| DIV. I NON-CONF. | | 10-1-0 | .90909 | 12 | 2-1-0 | 151 | 71 | 29 | .61831 | 29 | 3 | 3 |
| ----- | | | | | | | | | | | | |
| TOTALS | RPI 1-25 | RPI 26-50 | | W-L RECORDS | | RPI 51-100 | | RPI 101-150 | | RPI 150+ | | |
| 15-3-0 | 0-2-0 | 3-0-0 | | OVERALL | | 3-1-0 | | 3-0-0 | | 6-0-0 | | |
| 10-2-0 | 0-2-0 | 1-0-0 | | HOME | | 1-0-0 | | 3-0-0 | | 5-0-0 | | |
| 5-1-0 | 0-0-0 | 2-0-0 | | AWAY | | 2-1-0 | | 0-0-0 | | 1-0-0 | | |
| 0-0-0 | 0-0-0 | 0-0-0 | | NEUTRAL | | 0-0-0 | | 0-0-0 | | 0-0-0 | | |
| 10-1-0 | 0-0-0 | 0-0-0 | | NON-CONFERENCE | | 2-1-0 | | 3-0-0 | | 5-0-0 | | |
| 8-0-0 | 0-0-0 | 0-0-0 | | HOME | | 1-0-0 | | 3-0-0 | | 4-0-0 | | |
| 2-1-0 | 0-0-0 | 0-0- | | AWAY | | 1-1-0 | | 0-0-0 | | 1-0-0 | | |
| 0-0-0 | 0-0-0 | 0-0-0 | | NEUTRAL | | 0-0-0 | | 0-0-0 | | 0-0-0 | | |
| 5-2-0 | 0-2-0 | 3-0-0 | | CONFERENCE | | 1-0-0 | | 0-0-0 | | 1-0-0 | | |
| 2-2-0 | 0-2-0 | 1-0-0 | | HOME | | 0-0-0 | | 0-0-0 | | 1-0-0 | | |
| 3-0-0 | 0-0-0 | 2-0-0 | | AWAY | | 1-0-0 | | 0-0-0 | | 0-0-0 | | |
| 0-0-0 | 0-0-0 | 0-0-0 | | NEUTRAL | | 0-0-0 | | 0-0-0 | | 0-0-0 | | |
| RPI S | Opponent | Score | RPI S | Opponent | Score | RPI S | Opponent | Score | RPI S | Opponent | Score | |
| 6 | H West Virginia | 0 2 | 30 | A Texas | 1 0 | 51 | A Colorado | 2 1 | 123 | H Wyoming | 3 1 | |
| 10 | H Texas Tech | 0 1 | 32 | H Oklahoma St. | 2 1 | 66 | H Wake Forest | 4 1 | 139 | H UMKC | 1 0 | |
| | | | 46 | A TCU | 2 0 | 76 | A Baylor | 1 0 | 146 | H CSUN | 2 0 | |
| | | | | | | 85 | A Marquette | 0 1 | 153 | H Iowa St. | 2 1 | |
| | | | | | | | | | 181 | A Denver | 2 0 | |
| | | | | | | | | | 191 | H St. Mary's (CA) | 4 0 | |
| | | | | | | | | | 195 | H Missouri St. | 2 1 | |
| | | | | | | | | | 199 | H UTSA | 2 1 | |
| | | | | | | | | | 202 | H SMU | 3 0 | |
| ----- | | | | | | | | | | | | |
| LAST 10 GAMES | | | | | | | | | | | | |
| | | | 153 | H Iowa St. | 2 1 | 32 | H Oklahoma St. | 2 1 | | | | |
| | | | 6 | H West Virginia | 0 2 | 46 | A TCU | 2 0 | | | | |
| | | | 10 | H Texas Tech | 0 1 | 76 | A Baylor | 1 0 | | | | |
| | | | 30 | A Texas | 1 0 | 191 | H St. Mary's (CA) | 4 0 | | | | |
| | | | 195 | H Missouri St. | 2 1 | 85 | A Marquette | 0 1 | | | | |

Non-Div. I Games:

Kansas

| Average RPI Win: 126 | | WON-LOST | WINNING | LAST 10 | STRENGTH OF | OPP. STRENGTH | TEAM | ADJ | CONF. | ADJ CONF. | | | | | | | | | |
|----------------------|---|----------------|-----------|-----------|-------------|-----------------|------|------------|--------|---------------------|---|---------------------|---|----------|---|-------------------|--|---|---|
| Average RPI Loss: 28 | | RECORD | PCT. RANK | GAMES | SCHEDULE | OF SCHEDULE | RPI | RPI | RPI | RPI | | | | | | | | | |
| DIV. I ONLY | | 13-2-3 | .80556 | 17 | 7-1-2 | 63 | 61 | 19 | .62741 | 18 | 7 | 7 | | | | | | | |
| DIV. I NON-CONF. | | 9-1-1 | .86364 | 20 | 3-0-0 | 20 | 32 | 9 | .67451 | 8 | 7 | 7 | | | | | | | |
| <hr/> | | | | | | | | | | | | | | | | | | | |
| TOTALS | | RPI 1-25 | | RPI 26-50 | | W-L RECORDS | | RPI 51-100 | | RPI 101-150 | | RPI 150+ | | | | | | | |
| 13-2-3 | | 2-1-1 | | 0-0-0 | | OVERALL | | 4-1-0 | | 2-0-1 | | 5-0-1 | | | | | | | |
| 7-1-0 | | 1-0-0 | | 0-0-0 | | HOME | | 2-1-0 | | 2-0-0 | | 2-0-0 | | | | | | | |
| 6-0-2 | | 1-0-0 | | 0-0-0 | | AWAY | | 2-0-0 | | 0-0-1 | | 3-0-1 | | | | | | | |
| 0-1-1 | | 0-1-1 | | 0-0-0 | | NEUTRAL | | 0-0-0 | | 0-0-0 | | 0-0-0 | | | | | | | |
| 9-1-1 | | 2-1-1 | | 0-0-0 | | NON-CONFERENCE | | 2-0-0 | | 1-0-0 | | 4-0-0 | | | | | | | |
| 5-0-0 | | 1-0-0 | | 0-0-0 | | HOME | | 1-0-0 | | 1-0-0 | | 2-0-0 | | | | | | | |
| 4-0-0 | | 1-0-0 | | 0-0- | | AWAY | | 1-0-0 | | 0-0-0 | | 2-0-0 | | | | | | | |
| 0-1-1 | | 0-1-1 | | 0-0-0 | | NEUTRAL | | 0-0-0 | | 0-0-0 | | 0-0-0 | | | | | | | |
| 4-1-2 | | 0-0-0 | | 0-0-0 | | CONFERENCE | | 2-1-0 | | 1-0-1 | | 1-0-1 | | | | | | | |
| 2-1-0 | | 0-0-0 | | 0-0-0 | | HOME | | 1-1-0 | | 1-0-0 | | 0-0-0 | | | | | | | |
| 2-0-2 | | 0-0-0 | | 0-0-0 | | AWAY | | 1-0-0 | | 0-0-1 | | 1-0-1 | | | | | | | |
| 0-0-0 | | 0-0-0 | | 0-0-0 | | NEUTRAL | | 0-0-0 | | 0-0-0 | | 0-0-0 | | | | | | | |
| RPI | S | Opponent | | Score | | RPI | S | Opponent | | Score | | RPI | S | Opponent | | Score | | | |
| 2 | N | UCLA | | 0 | 2 | | | 54 | H | San Diego | | 1 | 2 | 126 | H | Cal Poly | | 2 | 1 |
| 5 | H | North Carolina | | 1 | 0 | | | 56 | H | Santa Clara | | 2 | 1 | 135 | H | San Francisco | | 2 | 1 |
| 14 | N | Washington St. | | 0 | 0 | | | 61 | A | Southern California | | 2 | 1 | 140 | A | Gonzaga | | 1 | 1 |
| 22 | A | Kentucky | | 3 | 2 | | | 73 | H | Maryland | | 1 | 0 | 152 | H | Fla. Atlantic | | 4 | 0 |
| | | | | | | | | 100 | A | Portland | | 1 | 0 | 172 | H | Boise St. | | 2 | 0 |
| | | | | | | | | | | | | | | 180 | A | Cal St. Fullerton | | 1 | 0 |
| | | | | | | | | | | | | | | 191 | A | St. Mary's (CA) | | 0 | 0 |
| | | | | | | | | | | | | | | 257 | A | Xavier | | 2 | 0 |
| | | | | | | | | | | | | | | 297 | A | Pacific | | 5 | 0 |
| <hr/> | | | | | | | | | | | | | | | | | | | |
| LAST 10 GAMES | | | | | | | | | | | | | | | | | | | |
| | | 140 | A | Gonzaga | 1 | 1 | | 135 | H | San Francisco | | 2 | 1 | | | | | | |
| | | 100 | A | Portland | 1 | 0 | | 56 | H | Santa Clara | | 2 | 1 | | | | | | |
| | | | | 54 | H | San Diego | 1 | 2 | | 180 | A | Cal St. Fullerton | | 1 | 0 | | | | |
| | | | | 297 | A | Pacific | 5 | 0 | | 61 | A | Southern California | | 2 | 1 | | | | |
| | | | | 191 | A | St. Mary's (CA) | 0 | 0 | | 172 | H | Boise St. | | 2 | 0 | | | | |

Non-Div. I Games:

Pepperdine

| Average RPI Win: 131 | | WON-LOST RECORD | | WINNING PCT. RANK | | LAST 10 GAMES | | STRENGTH OF SCHEDULE | | OPP. STRENGTH OF SCHEDULE | | TEAM RPI | | ADJ RPI | | CONF. RPI | | ADJ CONF. RPI | |
|----------------------|---------------------|-----------------|-------|-------------------|-------|----------------|--|----------------------|--|---------------------------|---------------------|----------|-------|-----------|-------|-----------------|--|---------------|--|
| DIV. I ONLY | | 11-4-2 | | .70588 46 | | 5-3-2 | | 14 | | 60 | | 18 | | .62574 19 | | 1 | | 1 | |
| DIV. I NON-CONF. | | 8-1-0 | | .88889 14 | | 2-0-0 | | 99 | | 111 | | 27 | | .62381 27 | | 2 | | 2 | |
| TOTALS | | RPI 1-25 | | RPI 26-50 | | W-L RECORDS | | RPI 51-100 | | RPI 101-150 | | RPI 150+ | | | | | | | |
| 11-4-2 | | 0-4-1 | | 1-0-1 | | OVERALL | | 4-0-0 | | 3-0-0 | | 3-0-0 | | | | | | | |
| 4-3-1 | | 0-3-0 | | 0-0-1 | | HOME | | 1-0-0 | | 2-0-0 | | 1-0-0 | | | | | | | |
| 5-1-1 | | 0-1-1 | | 1-0-0 | | AWAY | | 3-0-0 | | 0-0-0 | | 1-0-0 | | | | | | | |
| 2-0-0 | | 0-0-0 | | 0-0-0 | | NEUTRAL | | 0-0-0 | | 1-0-0 | | 1-0-0 | | | | | | | |
| 8-1-0 | | 0-1-0 | | 0-0-0 | | NON-CONFERENCE | | 2-0-0 | | 3-0-0 | | 3-0-0 | | | | | | | |
| 4-1-0 | | 0-1-0 | | 0-0-0 | | HOME | | 1-0-0 | | 2-0-0 | | 1-0-0 | | | | | | | |
| 2-0-0 | | 0-0-0 | | 0-0- | | AWAY | | 1-0-0 | | 0-0-0 | | 1-0-0 | | | | | | | |
| 2-0-0 | | 0-0-0 | | 0-0-0 | | NEUTRAL | | 0-0-0 | | 1-0-0 | | 1-0-0 | | | | | | | |
| 3-3-2 | | 0-3-1 | | 1-0-1 | | CONFERENCE | | 2-0-0 | | 0-0-0 | | 0-0-0 | | | | | | | |
| 0-2-1 | | 0-2-0 | | 0-0-1 | | HOME | | 0-0-0 | | 0-0-0 | | 0-0-0 | | | | | | | |
| 3-1-1 | | 0-1-1 | | 1-0-0 | | AWAY | | 2-0-0 | | 0-0-0 | | 0-0-0 | | | | | | | |
| 0-0-0 | | 0-0-0 | | 0-0-0 | | NEUTRAL | | 0-0-0 | | 0-0-0 | | 0-0-0 | | | | | | | |
| RPI S | Opponent | | Score | | RPI S | Opponent | | Score | | RPI S | Opponent | | Score | | RPI S | Opponent | | Score | |
| 2 A | UCLA | | 0 3 | | 40 A | Arizona St. | | 1 0 | | 51 A | Colorado | | 4 2 | | 125 N | Portland St. | | 5 0 | |
| 10 H | Texas Tech | | 0 1 | | 44 H | Utah | | 2 2 | | 56 A | Santa Clara | | 2 1 | | 126 H | Cal Poly | | 2 1 | |
| 13 H | Washington | | 1 2 | | | | | | | 56 H | Santa Clara | | 1 0 | | 135 H | San Francisco | | 3 1 | |
| 14 H | Washington St. | | 0 1 | | | | | | | 61 A | Southern California | | 2 1 | | 191 A | St. Mary's (CA) | | 4 0 | |
| 23 A | Arizona | | 1 1 | | | | | | | | | | | | 297 H | Pacific | | 3 0 | |
| | | | | | | | | | | | | | | | 305 N | LIU Brooklyn | | 3 0 | |
| LAST 10 GAMES | | | | | | | | | | | | | | | | | | | |
| 23 A | Arizona | | 1 1 | | 13 H | Washington | | 1 2 | | | | | | | | | | | |
| 40 A | Arizona St. | | 1 0 | | 14 H | Washington St. | | 0 1 | | | | | | | | | | | |
| 44 H | Utah | | 2 2 | | 51 A | Colorado | | 4 2 | | | | | | | | | | | |
| 2 A | UCLA | | 0 3 | | 297 H | Pacific | | 3 0 | | | | | | | | | | | |
| 61 A | Southern California | | 2 1 | | 56 H | Santa Clara | | 1 0 | | | | | | | | | | | |

Non-Div. I Games:

California

| Average RPI Win: 124 | | WON-LOST | WINNING | LAST 10 | STRENGTH OF | | OPP. STRENGTH | TEAM | ADJ | CONF. | ADJ CONF. | | |
|----------------------|----------------|----------|-----------|----------------|----------------|-------|---------------|-------|-------------|------------|-----------|---|---|
| Average RPI Loss: 20 | | RECORD | PCT. RANK | GAMES | SCHEDULE | | OF SCHEDULE | RPI | RPI | RPI | RPI | | |
| DIV. I ONLY | | 13-5-0 | .72222 | 37 | 5-5-0 | | 31 | 49 | 20 | .62112 | 20 | 4 | 4 |
| DIV. I NON-CONF. | | 9-0-0 | 1 | 1 | 1-0-0 | | 69 | 114 | 10 | .66225 | 10 | 4 | 4 |
| TOTALS | | RPI 1-25 | RPI 26-50 | | W-L RECORDS | | RPI 51-100 | | RPI 101-150 | | RPI 150+ | | |
| 13-5-0 | | 0-4-0 | 3-0-0 | | OVERALL | | 3-1-0 | | 2-0-0 | | 5-0-0 | | |
| 6-3-0 | | 0-2-0 | 3-0-0 | | HOME | | 2-1-0 | | 0-0-0 | | 1-0-0 | | |
| 7-2-0 | | 0-2-0 | 0-0-0 | | AWAY | | 1-0-0 | | 2-0-0 | | 4-0-0 | | |
| 0-0-0 | | 0-0-0 | 0-0-0 | | NEUTRAL | | 0-0-0 | | 0-0-0 | | 0-0-0 | | |
| 9-0-0 | | 0-0-0 | 2-0-0 | | NON-CONFERENCE | | 2-0-0 | | 1-0-0 | | 4-0-0 | | |
| 4-0-0 | | 0-0-0 | 2-0-0 | | HOME | | 1-0-0 | | 0-0-0 | | 1-0-0 | | |
| 5-0-0 | | 0-0-0 | 0-0- | | AWAY | | 1-0-0 | | 1-0-0 | | 3-0-0 | | |
| 0-0-0 | | 0-0-0 | 0-0-0 | | NEUTRAL | | 0-0-0 | | 0-0-0 | | 0-0-0 | | |
| 4-5-0 | | 0-4-0 | 1-0-0 | | CONFERENCE | | 1-1-0 | | 1-0-0 | | 1-0-0 | | |
| 2-3-0 | | 0-2-0 | 1-0-0 | | HOME | | 1-1-0 | | 0-0-0 | | 0-0-0 | | |
| 2-2-0 | | 0-2-0 | 0-0-0 | | AWAY | | 0-0-0 | | 1-0-0 | | 1-0-0 | | |
| 0-0-0 | | 0-0-0 | 0-0-0 | | NEUTRAL | | 0-0-0 | | 0-0-0 | | 0-0-0 | | |
| RPI S | Opponent | Score | RPI S | Opponent | Score | RPI S | Opponent | Score | RPI S | Opponent | Score | | |
| 5 A | North Carolina | 2 3 | 26 H | Clemson | 2 0 | 57 H | Duke | 2 0 | 104 A | Ohio St. | 3 1 | | |
| 7 A | Florida St. | 1 2 | 41 H | Georgetown | 6 1 | 66 H | Wake Forest | 0 1 | 121 A | Syracuse | 5 0 | | |
| 8 H | Virginia | 0 2 | 47 H | Buffalo | 5 0 | 74 H | VCU | 6 0 | 161 A | Miami (FL) | 2 0 | | |
| 15 H | Notre Dame | 0 2 | | | | 87 A | East Carolina | 3 0 | 184 H | UNCW | 2 0 | | |
| | | | | | | | | | 221 A | Longwood | 4 1 | | |
| | | | | | | | | | 245 A | Akron | 3 0 | | |
| | | | | | | | | | 248 A | Davidson | 4 0 | | |
| LAST 10 GAMES | | | | | | | | | | | | | |
| 8 H | Virginia | 0 2 | 5 A | North Carolina | 2 3 | | | | | | | | |
| 121 A | Syracuse | 5 0 | 57 H | Duke | 2 0 | | | | | | | | |
| 66 H | Wake Forest | 0 1 | 15 H | Notre Dame | 0 2 | | | | | | | | |
| 7 A | Florida St. | 1 2 | 26 H | Clemson | 2 0 | | | | | | | | |
| 161 A | Miami (FL) | 2 0 | 87 A | East Carolina | 3 0 | | | | | | | | |

Non-Div. I Games:

Virginia Tech

| Average RPI Win: | | 135 | WON-LOST RECORD | | WINNING PCT. RANK | | LAST 10 GAMES | | STRENGTH OF SCHEDULE | | OPP. STRENGTH OF SCHEDULE | | TEAM RPI | | ADJ RPI | | CONF. RPI | | ADJ CONF. RPI | | | | | | | | |
|------------------|---|---------------|-----------------|-----------|-------------------|--------------------|---------------|------------|----------------------|-------------|---------------------------|----------|----------|------------------------|-----------|-------|-----------|-----|---------------|--------------|---|---|---|--|--|--|--|
| DIV. I ONLY | | | 10-4-2 | | .6875 57 | | 8-2-0 | | 13 | | 99 | | 21 | | .6146 21 | | 13 | | 13 | | | | | | | | |
| DIV. I NON-CONF. | | | 4-4-2 | | .5 153 | | 2-2-0 | | 6 | | 53 | | 44 | | .59335 45 | | 14 | | 14 | | | | | | | | |
| TOTALS | | RPI 1-25 | | RPI 26-50 | | W-L RECORDS | | RPI 51-100 | | RPI 101-150 | | RPI 150+ | | | | | | | | | | | | | | | |
| 10-4-2 | | 0-2-0 | | 0-2-0 | | OVERALL | | 5-0-2 | | 1-0-0 | | 4-0-0 | | | | | | | | | | | | | | | |
| 7-2-1 | | 0-1-0 | | 0-1-0 | | HOME | | 4-0-1 | | 0-0-0 | | 3-0-0 | | | | | | | | | | | | | | | |
| 3-2-1 | | 0-1-0 | | 0-1-0 | | AWAY | | 1-0-1 | | 1-0-0 | | 1-0-0 | | | | | | | | | | | | | | | |
| 0-0-0 | | 0-0-0 | | 0-0-0 | | NEUTRAL | | 0-0-0 | | 0-0-0 | | 0-0-0 | | | | | | | | | | | | | | | |
| 4-4-2 | | 0-2-0 | | 0-2-0 | | NON-CONFERENCE | | 3-0-2 | | 0-0-0 | | 1-0-0 | | | | | | | | | | | | | | | |
| 3-2-1 | | 0-1-0 | | 0-1-0 | | HOME | | 2-0-1 | | 0-0-0 | | 1-0-0 | | | | | | | | | | | | | | | |
| 1-2-1 | | 0-1-0 | | 0-0- | | AWAY | | 1-0-1 | | 0-0-0 | | 0-0-0 | | | | | | | | | | | | | | | |
| 0-0-0 | | 0-0-0 | | 0-0-0 | | NEUTRAL | | 0-0-0 | | 0-0-0 | | 0-0-0 | | | | | | | | | | | | | | | |
| 6-0-0 | | 0-0-0 | | 0-0-0 | | CONFERENCE | | 2-0-0 | | 1-0-0 | | 3-0-0 | | | | | | | | | | | | | | | |
| 4-0-0 | | 0-0-0 | | 0-0-0 | | HOME | | 2-0-0 | | 0-0-0 | | 2-0-0 | | | | | | | | | | | | | | | |
| 2-0-0 | | 0-0-0 | | 0-0-0 | | AWAY | | 0-0-0 | | 1-0-0 | | 1-0-0 | | | | | | | | | | | | | | | |
| 0-0-0 | | 0-0-0 | | 0-0-0 | | NEUTRAL | | 0-0-0 | | 0-0-0 | | 0-0-0 | | | | | | | | | | | | | | | |
| RPI | S | Opponent | | Score | | RPI | S | Opponent | | Score | | RPI | S | Opponent | | Score | | | | | | | | | | | |
| 6 | A | West Virginia | | 1 | 4 | 37 | H | FGCU | | 2 | 3 | 62 | A | Northeastern | | 1 | 0 | 105 | A | Dayton | 1 | 0 | | | | | |
| 13 | H | Washington | | 0 | 1 | 39 | A | Boston U. | | 1 | 2 | 74 | H | VCU | | 3 | 1 | 178 | H | Pittsburgh | 1 | 0 | | | | | |
| | | | | | | | | | | | | 79 | H | James Madison | | 2 | 1 | 213 | A | Saint Louis | | 2 | 1 | | | | |
| | | | | | | | | | | | | 90 | H | George Washington | | 3 | 0 | 220 | H | Fordham | | 1 | 0 | | | | |
| | | | | | | | | | | | | 91 | A | William & Mary | | 3 | 3 | 235 | H | George Mason | | 4 | 1 | | | | |
| | | | | | | | | | | | | 95 | H | Princeton | | 2 | 2 | | | | | | | | | | |
| | | | | | | | | | | | | 98 | H | Temple | | 3 | 2 | | | | | | | | | | |
| | | | | | | LAST 10 GAMES | | | | | | | | | | | | | | | | | | | | | |
| | | | | | | 235 H George Mason | | | | | | 4 | 1 | 90 H George Washington | | | | | | 3 | 0 | | | | | | |
| | | | | | | 213 A Saint Louis | | | | | | 2 | 1 | 37 H FGCU | | | | | | 2 | 3 | | | | | | |
| | | | | | | 105 A Dayton | | | | | | 1 | 0 | 98 H Temple | | | | | | 3 | 2 | | | | | | |
| | | | | | | 220 H Fordham | | | | | | 1 | 0 | 6 A West Virginia | | | | | | 1 | 4 | | | | | | |
| | | | | | | 74 H VCU | | | | | | 3 | 1 | 79 H James Madison | | | | | | 2 | 1 | | | | | | |

Non-Div. I Games:

La Salle

| Average RPI Win: 121 | | WON-LOST RECORD | WINNING PCT. RANK | LAST 10 GAMES | STRENGTH OF SCHEDULE | OPP. STRENGTH OF SCHEDULE | TEAM RPI | ADJ RPI | CONF. RPI | ADJ CONF. RPI | | | | | | | |
|----------------------|---|---------------------|-------------------|---------------|----------------------|---------------------------|----------|-----------------|-----------|---------------|---|----------|---|-----------------------|--|-------|--|
| DIV. I ONLY | | 12-5-0 | .70588 | 46 | 7-3-0 | 35 | 32 | 22 | .61194 | 22 | 3 | 3 | | | | | |
| DIV. I NON-CONF. | | 5-2-0 | .71429 | 56 | 0-0-0 | 55 | 153 | 45 | .58928 | 49 | 1 | 1 | | | | | |
| <hr/> | | | | | | | | | | | | | | | | | |
| TOTALS | | RPI 1-25 | | RPI 26-50 | | W-L RECORDS | | RPI 51-100 | | RPI 101-150 | | RPI 150+ | | | | | |
| 12-5-0 | | 2-3-0 | | 2-2-0 | | OVERALL | | 1-0-0 | | 3-0-0 | | 4-0-0 | | | | | |
| 8-1-0 | | 2-1-0 | | 1-0-0 | | HOME | | 1-0-0 | | 0-0-0 | | 4-0-0 | | | | | |
| 4-4-0 | | 0-2-0 | | 1-2-0 | | AWAY | | 0-0-0 | | 3-0-0 | | 0-0-0 | | | | | |
| 0-0-0 | | 0-0-0 | | 0-0-0 | | NEUTRAL | | 0-0-0 | | 0-0-0 | | 0-0-0 | | | | | |
| 5-2-0 | | 0-2-0 | | 0-0-0 | | NON-CONFERENCE | | 0-0-0 | | 2-0-0 | | 3-0-0 | | | | | |
| 3-1-0 | | 0-1-0 | | 0-0-0 | | HOME | | 0-0-0 | | 0-0-0 | | 3-0-0 | | | | | |
| 2-1-0 | | 0-1-0 | | 0-0- | | AWAY | | 0-0-0 | | 2-0-0 | | 0-0-0 | | | | | |
| 0-0-0 | | 0-0-0 | | 0-0-0 | | NEUTRAL | | 0-0-0 | | 0-0-0 | | 0-0-0 | | | | | |
| 7-3-0 | | 2-1-0 | | 2-2-0 | | CONFERENCE | | 1-0-0 | | 1-0-0 | | 1-0-0 | | | | | |
| 5-0-0 | | 2-0-0 | | 1-0-0 | | HOME | | 1-0-0 | | 0-0-0 | | 1-0-0 | | | | | |
| 2-3-0 | | 0-1-0 | | 1-2-0 | | AWAY | | 0-0-0 | | 1-0-0 | | 0-0-0 | | | | | |
| 0-0-0 | | 0-0-0 | | 0-0-0 | | NEUTRAL | | 0-0-0 | | 0-0-0 | | 0-0-0 | | | | | |
| RPI | S | Opponent | | Score | | RPI | S | Opponent | | Score | | RPI | S | Opponent | | Score | |
| 4 | A | Texas A&M | | 1 2 | | 27 | H | Auburn | | 2 1 | | 52 | H | Ole Miss | | 3 0 | |
| 9 | H | Florida | | 2 0 | | 34 | A | Missouri | | 1 2 | | | | 101 A Louisville | | 2 0 | |
| 11 | H | South Carolina | | 1 0 | | 36 | A | Arkansas | | 1 2 | | | | 118 A LSU | | 2 0 | |
| 13 | A | Washington | | 1 4 | | 38 | A | Georgia | | 2 0 | | | | 124 A Seattle | | 2 1 | |
| 18 | H | Pepperdine | | 2 3 | | | | | | | | | | 182 H Morehead St. | | 3 0 | |
| | | | | | | | | | | | | | | 232 H Mississippi St. | | 3 0 | |
| | | | | | | | | | | | | | | 253 H Ohio | | 3 0 | |
| | | | | | | | | | | | | | | 310 H Francis Marion | | 5 0 | |
| <hr/> | | | | | | | | | | | | | | | | | |
| LAST 10 GAMES | | | | | | | | | | | | | | | | | |
| | | 38 A Georgia | | 2 0 | | 4 | A | Texas A&M | | 1 2 | | | | | | | |
| | | 118 A LSU | | 2 0 | | 34 | A | Missouri | | 1 2 | | | | | | | |
| | | 9 H Florida | | 2 0 | | 27 | H | Auburn | | 2 1 | | | | | | | |
| | | 52 H Ole Miss | | 3 0 | | 232 | H | Mississippi St. | | 3 0 | | | | | | | |
| | | 11 H South Carolina | | 1 0 | | 36 | A | Arkansas | | 1 2 | | | | | | | |

Non-Div. I Games:

Kentucky

| Average RPI Win: 144 | | WON-LOST | WINNING | LAST 10 | STRENGTH OF | | OPP. STRENGTH | TEAM | ADJ | | CONF. | ADJ CONF. |
|----------------------|---------------------|----------|-----------|--------------------------|----------------|-------|---------------------|-------|-------------|----------------|----------|-----------|
| Average RPI Loss: 23 | | RECORD | PCT. RANK | GAMES | SCHEDULE | | OF SCHEDULE | RPI | RPI | | RPI | RPI |
| DIV. I ONLY | | 9-5-2 | .625 88 | 5-4-1 | 15 | | 20 | 24 | .60926 23 | | 1 | 1 |
| DIV. I NON-CONF. | | 6-1-1 | .8125 29 | 2-0-0 | 54 | | 69 | 26 | .62407 26 | | 2 | 2 |
| TOTALS | | RPI 1-25 | RPI 26-50 | | W-L RECORDS | | RPI 51-100 | | RPI 101-150 | | RPI 150+ | |
| 9-5-2 | | 1-3-2 | 1-1-0 | | OVERALL | | 1-1-0 | | 1-0-0 | | 5-0-0 | |
| 6-2-1 | | 0-1-1 | 0-0-0 | | HOME | | 1-1-0 | | 1-0-0 | | 4-0-0 | |
| 2-3-0 | | 1-2-0 | 0-1-0 | | AWAY | | 0-0-0 | | 0-0-0 | | 1-0-0 | |
| 1-0-1 | | 0-0-1 | 1-0-0 | | NEUTRAL | | 0-0-0 | | 0-0-0 | | 0-0-0 | |
| 6-1-1 | | 0-0-1 | 1-1-0 | | NON-CONFERENCE | | 0-0-0 | | 1-0-0 | | 4-0-0 | |
| 4-0-0 | | 0-0-0 | 0-0-0 | | HOME | | 0-0-0 | | 1-0-0 | | 3-0-0 | |
| 1-1-0 | | 0-0-0 | 0-0- | | AWAY | | 0-0-0 | | 0-0-0 | | 1-0-0 | |
| 1-0-1 | | 0-0-1 | 1-0-0 | | NEUTRAL | | 0-0-0 | | 0-0-0 | | 0-0-0 | |
| 3-4-1 | | 1-3-1 | 0-0-0 | | CONFERENCE | | 1-1-0 | | 0-0-0 | | 1-0-0 | |
| 2-2-1 | | 0-1-1 | 0-0-0 | | HOME | | 1-1-0 | | 0-0-0 | | 1-0-0 | |
| 1-2-0 | | 1-2-0 | 0-0-0 | | AWAY | | 0-0-0 | | 0-0-0 | | 0-0-0 | |
| 0-0-0 | | 0-0-0 | 0-0-0 | | NEUTRAL | | 0-0-0 | | 0-0-0 | | 0-0-0 | |
| RPI S | Opponent | Score | RPI S | Opponent | Score | RPI S | Opponent | Score | RPI S | Opponent | Score | |
| 1 H | Stanford | 2 3 | 32 N | Oklahoma St. | 3 1 | 61 H | Southern California | 0 3 | 129 H | Northern Ariz. | 1 0 | |
| 2 A | UCLA | 0 6 | 37 A | FGCU | 1 2 | 63 H | Oregon | 1 0 | 160 A | FIU | 2 0 | |
| 4 N | Texas A&M | 2 2 | | | | | | | 164 H | Lipscomb | 3 1 | |
| 13 A | Washington | 0 2 | | | | | | | 215 H | Oregon St. | 2 0 | |
| 14 A | Washington St. | 4 1 | | | | | | | 260 H | Nevada | 4 0 | |
| 19 H | California | 1 1 | | | | | | | 263 H | Idaho | 3 0 | |
| LAST 10 GAMES | | | | | | | | | | | | |
| | 19 H California | 1 1 | | 63 H Oregon | 1 0 | | | | | | | |
| | 1 H Stanford | 2 3 | | 215 H Oregon St. | 2 0 | | | | | | | |
| | 2 A UCLA | 0 6 | | 61 H Southern California | 0 3 | | | | | | | |
| | 13 A Washington | 0 2 | | 263 H Idaho | 3 0 | | | | | | | |
| | 14 A Washington St. | 4 1 | | 164 H Lipscomb | 3 1 | | | | | | | |

Non-Div. I Games:

Arizona

| Average RPI Win: | 160 | WON-LOST RECORD | WINNING PCT. RANK | LAST 10 GAMES | STRENGTH OF SCHEDULE | OPP. STRENGTH OF SCHEDULE | TEAM RPI | ADJ RPI | CONF. RPI | ADJ CONF. RPI | | |
|-------------------|----------|-----------------|-------------------|----------------|----------------------|---------------------------|--------------|----------------|-----------|-----------------|-------|---|
| Average RPI Loss: | 0 | | | | | | | | | | | |
| DIV. I ONLY | | 14-0-3 | .91176 | 3 | 8-0-2 | 161 | 108 | 23 | .60799 | 24 | 8 | 8 |
| DIV. I NON-CONF. | | 8-0-1 | .94444 | 7 | 2-0-0 | 173 | 123 | 30 | .61349 | 31 | 9 | 9 |
| <hr/> | | | | | | | | | | | | |
| TOTALS | RPI 1-25 | RPI 26-50 | | W-L RECORDS | | RPI 51-100 | | RPI 101-150 | | RPI 150+ | | |
| 14-0-3 | 0-0-0 | 0-0-1 | | OVERALL | | 3-0-0 | | 4-0-0 | | 7-0-2 | | |
| 7-0-1 | 0-0-0 | 0-0-1 | | HOME | | 2-0-0 | | 1-0-0 | | 4-0-0 | | |
| 7-0-2 | 0-0-0 | 0-0-0 | | AWAY | | 1-0-0 | | 3-0-0 | | 3-0-2 | | |
| 0-0-0 | 0-0-0 | 0-0-0 | | NEUTRAL | | 0-0-0 | | 0-0-0 | | 0-0-0 | | |
| 8-0-1 | 0-0-0 | 0-0-0 | | NON-CONFERENCE | | 1-0-0 | | 3-0-0 | | 4-0-1 | | |
| 4-0-0 | 0-0-0 | 0-0-0 | | HOME | | 1-0-0 | | 1-0-0 | | 2-0-0 | | |
| 4-0-1 | 0-0-0 | 0-0- | | AWAY | | 0-0-0 | | 2-0-0 | | 2-0-1 | | |
| 0-0-0 | 0-0-0 | 0-0-0 | | NEUTRAL | | 0-0-0 | | 0-0-0 | | 0-0-0 | | |
| 6-0-2 | 0-0-0 | 0-0-1 | | CONFERENCE | | 2-0-0 | | 1-0-0 | | 3-0-1 | | |
| 3-0-1 | 0-0-0 | 0-0-1 | | HOME | | 1-0-0 | | 0-0-0 | | 2-0-0 | | |
| 3-0-1 | 0-0-0 | 0-0-0 | | AWAY | | 1-0-0 | | 1-0-0 | | 1-0-1 | | |
| 0-0-0 | 0-0-0 | 0-0-0 | | NEUTRAL | | 0-0-0 | | 0-0-0 | | 0-0-0 | | |
| RPI S | Opponent | Score | RPI S | Opponent | Score | RPI S | Opponent | Score | RPI S | Opponent | Score | |
| | | | 41 H | Georgetown | 3 3 | 55 H | Illinois St. | 3 1 | 108 H | Cincinnati | 3 1 | |
| | | | | | | 80 H | Providence | 2 1 | 112 A | Nebraska | 2 1 | |
| | | | | | | 85 A | Marquette | 3 2 | 144 A | Villanova | 2 1 | |
| | | | | | | | | | 147 A | Towson | 1 0 | |
| | | | | | | | | | 157 A | Loyola Maryland | 4 2 | |
| | | | | | | | | | 176 H | Creighton | 2 0 | |
| | | | | | | | | | 177 A | Butler | 2 2 | |
| | | | | | | | | | 201 H | Central Mich. | 2 1 | |
| | | | | | | | | | 214 A | Milwaukee | 3 2 | |
| | | | | | | | | | 227 A | Seton Hall | 1 0 | |
| | | | | | | | | | 237 A | Green Bay | 1 1 | |
| | | | | | | | | | 257 H | Xavier | 1 0 | |
| | | | | | | | | | 274 H | Loyola Chicago | 4 0 | |
| <hr/> | | | | | | | | | | | | |
| LAST 10 GAMES | | | | | | | | | | | | |
| | | | 257 H | Xavier | 1 0 | | 227 A | Seton Hall | 1 0 | | | |
| | | | 85 A | Marquette | 3 2 | | 80 H | Providence | 2 1 | | | |
| | | | 177 A | Butler | 2 2 | | 41 H | Georgetown | 3 3 | | | |
| | | | 176 H | Creighton | 2 0 | | 108 H | Cincinnati | 3 1 | | | |
| | | | 144 A | Villanova | 2 1 | | 274 H | Loyola Chicago | 4 0 | | | |

Non-Div. I Games:

DePaul

| Average RPI Win: 123 | | WON-LOST RECORD | | WINNING PCT. RANK | | LAST 10 GAMES | | STRENGTH OF SCHEDULE | | OPP. STRENGTH OF SCHEDULE | | TEAM RPI | | ADJ RPI | | CONF. RPI | | ADJ CONF. RPI | |
|----------------------|----------|-----------------|-------|-------------------|---------------|----------------|------------|----------------------|---|---------------------------|----------|-----------------|-------|-----------|-------|-----------|-------------------|---------------|---|
| DIV. I ONLY | | 11-4-4 | | .68421 59 | | 5-2-3 | | 28 | | 70 | | 25 | | .60724 25 | | 6 | | 6 | |
| DIV. I NON-CONF. | | 7-2-1 | | .75 44 | | 1-0-0 | | 18 | | 64 | | 19 | | .63722 19 | | 6 | | 6 | |
| TOTALS | | RPI 1-25 | | RPI 26-50 | | W-L RECORDS | | RPI 51-100 | | RPI 101-150 | | RPI 150+ | | | | | | | |
| 11-4-4 | | 1-2-0 | | 1-1-1 | | OVERALL | | 4-0-1 | | 1-1-1 | | 4-0-1 | | | | | | | |
| 7-2-2 | | 1-1-0 | | 1-1-1 | | HOME | | 2-0-1 | | 0-0-0 | | 3-0-0 | | | | | | | |
| 4-2-2 | | 0-1-0 | | 0-0-0 | | AWAY | | 2-0-0 | | 1-1-1 | | 1-0-1 | | | | | | | |
| 0-0-0 | | 0-0-0 | | 0-0-0 | | NEUTRAL | | 0-0-0 | | 0-0-0 | | 0-0-0 | | | | | | | |
| 7-2-1 | | 0-2-0 | | 1-0-0 | | NON-CONFERENCE | | 2-0-0 | | 1-0-1 | | 3-0-0 | | | | | | | |
| 6-1-0 | | 0-1-0 | | 1-0-0 | | HOME | | 2-0-0 | | 0-0-0 | | 3-0-0 | | | | | | | |
| 1-1-1 | | 0-1-0 | | 0-0- | | AWAY | | 0-0-0 | | 1-0-1 | | 0-0-0 | | | | | | | |
| 0-0-0 | | 0-0-0 | | 0-0-0 | | NEUTRAL | | 0-0-0 | | 0-0-0 | | 0-0-0 | | | | | | | |
| 4-2-3 | | 1-0-0 | | 0-1-1 | | CONFERENCE | | 2-0-1 | | 0-1-0 | | 1-0-1 | | | | | | | |
| 1-1-2 | | 1-0-0 | | 0-1-1 | | HOME | | 0-0-1 | | 0-0-0 | | 0-0-0 | | | | | | | |
| 3-1-1 | | 0-0-0 | | 0-0-0 | | AWAY | | 2-0-0 | | 0-1-0 | | 1-0-1 | | | | | | | |
| 0-0-0 | | 0-0-0 | | 0-0-0 | | NEUTRAL | | 0-0-0 | | 0-0-0 | | 0-0-0 | | | | | | | |
| RPI S | Opponent | | Score | | RPI S | Opponent | | Score | | RPI S | Opponent | | Score | | RPI S | Opponent | | Score | |
| 3 | A | Penn St. | 1 | 3 | 28 | H | South Fla. | 0 | 2 | 67 | H | Navy | 2 | 1 | 108 | A | Cincinnati | 0 | 3 |
| 7 | H | Florida St. | 2 | 3 | 43 | H | Memphis | 2 | 2 | 78 | H | Tulsa | 2 | 2 | 121 | A | Syracuse | 1 | 1 |
| 16 | H | UCF | 1 | 0 | 48 | H | Hofstra | 1 | 0 | 87 | A | East Carolina | 2 | 1 | 148 | A | Central Conn. St. | 3 | 1 |
| | | | | | | | | | | 89 | H | St. John's (NY) | 4 | 1 | 168 | H | Massachusetts | 5 | 0 |
| | | | | | | | | | | 98 | A | Temple | 3 | 0 | 188 | H | Brown | 2 | 0 |
| | | | | | | | | | | | | | | | 202 | A | SMU | 3 | 1 |
| | | | | | | | | | | | | | | | 222 | A | Houston | 0 | 0 |
| | | | | | | | | | | | | | | | 241 | H | Stony Brook | 4 | 0 |
| | | | | | LAST 10 GAMES | | | | | | | | | | | | | | |
| | | | | | 98 | A | Temple | 3 | 0 | 78 | H | Tulsa | 2 | 2 | | | | | |
| | | | | | 16 | H | UCF | 1 | 0 | 43 | H | Memphis | 2 | 2 | | | | | |
| | | | | | 28 | H | South Fla. | 0 | 2 | 108 | A | Cincinnati | 0 | 3 | | | | | |
| | | | | | 202 | A | SMU | 3 | 1 | 87 | A | East Carolina | 2 | 1 | | | | | |
| | | | | | 222 | A | Houston | 0 | 0 | 188 | H | Brown | 2 | 0 | | | | | |

Non-Div. I Games:

UConn

| Average RPI Win: 97 | | WON-LOST RECORD | | WINNING PCT. RANK | | LAST 10 GAMES | | STRENGTH OF SCHEDULE | | OPP. STRENGTH OF SCHEDULE | | TEAM RPI | | ADJ RPI | | CONF. RPI | | ADJ CONF. RPI | |
|---------------------|----------------|-----------------|---|-------------------|-----------|----------------|----------------|----------------------|--------------|---------------------------|---|----------|-----------------|-----------|---|-----------|--|---------------|--|
| DIV. I ONLY | | 10-5-3 | | .63889 80 | | 4-3-3 | | 24 | | 24 | | 26 | | .60624 27 | | 3 | | 3 | |
| DIV. I NON-CONF. | | 6-2-0 | | .75 44 | | 0-0-0 | | 22 | | 66 | | 22 | | .63515 20 | | 1 | | 1 | |
| TOTALS | | RPI 1-25 | | RPI 26-50 | | W-L RECORDS | | RPI 51-100 | | RPI 101-150 | | RPI 150+ | | | | | | | |
| 10-5-3 | | 0-3-0 | | 5-1-0 | | OVERALL | | 2-1-3 | | 1-0-0 | | 2-0-0 | | | | | | | |
| 6-2-2 | | 0-1-0 | | 2-0-0 | | HOME | | 1-1-2 | | 1-0-0 | | 2-0-0 | | | | | | | |
| 2-3-1 | | 0-2-0 | | 1-1-0 | | AWAY | | 1-0-1 | | 0-0-0 | | 0-0-0 | | | | | | | |
| 2-0-0 | | 0-0-0 | | 2-0-0 | | NEUTRAL | | 0-0-0 | | 0-0-0 | | 0-0-0 | | | | | | | |
| 6-2-0 | | 0-0-0 | | 2-1-0 | | NON-CONFERENCE | | 2-1-0 | | 1-0-0 | | 1-0-0 | | | | | | | |
| 3-1-0 | | 0-0-0 | | 0-0-0 | | HOME | | 1-1-0 | | 1-0-0 | | 1-0-0 | | | | | | | |
| 1-1-0 | | 0-0-0 | | 0-0- | | AWAY | | 1-0-0 | | 0-0-0 | | 0-0-0 | | | | | | | |
| 2-0-0 | | 0-0-0 | | 2-0-0 | | NEUTRAL | | 0-0-0 | | 0-0-0 | | 0-0-0 | | | | | | | |
| 4-3-3 | | 0-3-0 | | 3-0-0 | | CONFERENCE | | 0-0-3 | | 0-0-0 | | 1-0-0 | | | | | | | |
| 3-1-2 | | 0-1-0 | | 2-0-0 | | HOME | | 0-0-2 | | 0-0-0 | | 1-0-0 | | | | | | | |
| 1-2-1 | | 0-2-0 | | 1-0-0 | | AWAY | | 0-0-1 | | 0-0-0 | | 0-0-0 | | | | | | | |
| 0-0-0 | | 0-0-0 | | 0-0-0 | | NEUTRAL | | 0-0-0 | | 0-0-0 | | 0-0-0 | | | | | | | |
| RPI S | Opponent | Score | | RPI S | Opponent | Score | | RPI S | Opponent | Score | | RPI S | Opponent | Score | | | | | |
| 4 A | Texas A&M | 1 | 3 | 26 A | Clemson | 1 | 2 | 52 H | Ole Miss | 2 | 2 | 133 H | UC Irvine | 3 | 0 | | | | |
| 11 H | South Carolina | 1 | 2 | 34 H | Missouri | 3 | 2 | 60 H | Tennessee | 0 | 0 | 214 H | Milwaukee | 2 | 0 | | | | |
| 22 A | Kentucky | 1 | 2 | 36 A | Arkansas | 2 | 1 | 84 H | Ga. Southern | 3 | 0 | 232 H | Mississippi St. | 2 | 0 | | | | |
| | | | | 43 N | Memphis | 3 | 0 | 86 A | Vanderbilt | 0 | 0 | | | | | | | | |
| | | | | 49 H | Alabama | 1 | 0 | 88 H | Samford | 1 | 2 | | | | | | | | |
| | | | | 50 N | Minnesota | 3 | 1 | 95 A | Furman | 2 | 1 | | | | | | | | |
| LAST 10 GAMES | | | | | | | | | | | | | | | | | | | |
| | 49 H | Alabama | 1 | 0 | | 60 H | Tennessee | 0 | 0 | | | | | | | | | | |
| | 232 H | Mississippi St. | 2 | 0 | | 52 H | Ole Miss | 2 | 2 | | | | | | | | | | |
| | 36 A | Arkansas | 2 | 1 | | 22 A | Kentucky | 1 | 2 | | | | | | | | | | |
| | 4 A | Texas A&M | 1 | 3 | | 86 A | Vanderbilt | 0 | 0 | | | | | | | | | | |
| | 34 H | Missouri | 3 | 2 | | 11 H | South Carolina | 1 | 2 | | | | | | | | | | |

Non-Div. I Games:

Auburn

| Average RPI Win: 105 | | WON-LOST RECORD | | WINNING PCT. RANK | | LAST 10 GAMES | | STRENGTH OF SCHEDULE | | OPP. STRENGTH OF SCHEDULE | | TEAM RPI | | ADJ RPI | | CONF. RPI | | ADJ CONF. RPI | | | |
|----------------------|---|-----------------|--|-------------------|---|----------------|---|----------------------|--|---------------------------|---|----------|---|----------------|--|-----------|---|---------------|-----------------|---|---|
| DIV. I ONLY | | 11-6-1 | | .63889 80 | | 7-3-0 | | 26 | | 41 | | 31 | | .60539 28 | | 6 | | 6 | | | |
| DIV. I NON-CONF. | | 5-3-1 | | .61111 108 | | 1-0-0 | | 17 | | 14 | | 31 | | .61508 30 | | 6 | | 6 | | | |
| TOTALS | | RPI 1-25 | | RPI 26-50 | | W-L RECORDS | | RPI 51-100 | | RPI 101-150 | | RPI 150+ | | | | | | | | | |
| 11-6-1 | | 1-3-0 | | 2-1-0 | | OVERALL | | 3-1-1 | | 2-0-0 | | 3-1-0 | | | | | | | | | |
| 6-3-1 | | 0-2-0 | | 2-0-0 | | HOME | | 1-0-1 | | 1-0-0 | | 2-1-0 | | | | | | | | | |
| 4-3-0 | | 1-1-0 | | 0-1-0 | | AWAY | | 2-1-0 | | 1-0-0 | | 0-0-0 | | | | | | | | | |
| 1-0-0 | | 0-0-0 | | 0-0-0 | | NEUTRAL | | 0-0-0 | | 0-0-0 | | 1-0-0 | | | | | | | | | |
| 5-3-1 | | 0-2-0 | | 2-0-0 | | NON-CONFERENCE | | 1-0-1 | | 1-0-0 | | 1-1-0 | | | | | | | | | |
| 2-2-1 | | 0-1-0 | | 2-0-0 | | HOME | | 0-0-1 | | 0-0-0 | | 0-1-0 | | | | | | | | | |
| 2-1-0 | | 0-1-0 | | 0-0- | | AWAY | | 1-0-0 | | 1-0-0 | | 0-0-0 | | | | | | | | | |
| 1-0-0 | | 0-0-0 | | 0-0-0 | | NEUTRAL | | 0-0-0 | | 0-0-0 | | 1-0-0 | | | | | | | | | |
| 6-3-0 | | 1-1-0 | | 0-1-0 | | CONFERENCE | | 2-1-0 | | 1-0-0 | | 2-0-0 | | | | | | | | | |
| 4-1-0 | | 0-1-0 | | 0-0-0 | | HOME | | 1-0-0 | | 1-0-0 | | 2-0-0 | | | | | | | | | |
| 2-2-0 | | 1-0-0 | | 0-1-0 | | AWAY | | 1-1-0 | | 0-0-0 | | 0-0-0 | | | | | | | | | |
| 0-0-0 | | 0-0-0 | | 0-0-0 | | NEUTRAL | | 0-0-0 | | 0-0-0 | | 0-0-0 | | | | | | | | | |
| RPI | S | Opponent | | Score | | RPI | S | Opponent | | Score | | RPI | S | Opponent | | Score | | | | | |
| 9 | A | Florida | | 0 | 2 | 30 | H | Texas | | 2 | 0 | 53 | A | Boston College | | 3 | 2 | 108 | H Cincinnati | 4 | 2 |
| 11 | H | South Carolina | | 0 | 3 | 37 | H | FGCU | | 1 | 0 | 67 | H | Navy | | 1 | 1 | 119 | A Middle Tenn. | 3 | 0 |
| 16 | H | UCF | | 0 | 3 | 43 | A | Memphis | | 0 | 1 | 78 | A | Tulsa | | 2 | 3 | 152 | H Fla. Atlantic | 0 | 1 |
| 25 | A | UConn | | 2 | 0 | | | | | | | 87 | H | East Carolina | | 2 | 0 | 174 | N Kennesaw St. | 1 | 0 |
| | | | | | | | | | | | | 98 | A | Temple | | 2 | 0 | 202 | H SMU | 2 | 1 |
| | | | | | | | | | | | | | | | | | | 222 | H Houston | 3 | 1 |
| LAST 10 GAMES | | | | | | | | | | | | | | | | | | | | | |
| | | | | | | 87 | H | East Carolina | | 2 | 0 | 202 | H | SMU | | 2 | 1 | | | | |
| | | | | | | 108 | H | Cincinnati | | 4 | 2 | 222 | H | Houston | | 3 | 1 | | | | |
| | | | | | | 98 | A | Temple | | 2 | 0 | 43 | A | Memphis | | 0 | 1 | | | | |
| | | | | | | 25 | A | UConn | | 2 | 0 | 78 | A | Tulsa | | 2 | 3 | | | | |
| | | | | | | 16 | H | UCF | | 0 | 3 | 53 | A | Boston College | | 3 | 2 | | | | |

Non-Div. I Games:

South Fla.

| | | | | | | | | | | | | | | | | |
|------------------|----------|-----------------|-------------------|----------------|----------------------|---------------------------|----------|-------------|-----------|-----------------|-------|-----|---|-----------------|-----|--|
| Average RPI Win: | 163 | WON-LOST RECORD | WINNING PCT. RANK | LAST 10 GAMES | STRENGTH OF SCHEDULE | OPP. STRENGTH OF SCHEDULE | TEAM RPI | ADJ RPI | CONF. RPI | ADJ CONF. RPI | | | | | | |
| DIV. I ONLY | | 12-2-2 | .8125 | 15 | 8-1-1 | 103 | 100 | 30 | .60323 | 29 | 11 | 11 | | | | |
| DIV. I NON-CONF. | | 6-1-1 | .8125 | 29 | 2-0-0 | 167 | 75 | 48 | .59051 | 48 | 13 | 12 | | | | |
| <hr/> | | | | | | | | | | | | | | | | |
| TOTALS | RPI 1-25 | RPI 26-50 | | W-L RECORDS | | RPI 51-100 | | RPI 101-150 | | RPI 150+ | | | | | | |
| 12-2-2 | 0-0-0 | 1-1-0 | | OVERALL | | 1-1-2 | | 4-0-0 | | 6-0-0 | | | | | | |
| 7-0-2 | 0-0-0 | 0-0-0 | | HOME | | 0-0-2 | | 3-0-0 | | 4-0-0 | | | | | | |
| 5-2-0 | 0-0-0 | 1-1-0 | | AWAY | | 1-1-0 | | 1-0-0 | | 2-0-0 | | | | | | |
| 0-0-0 | 0-0-0 | 0-0-0 | | NEUTRAL | | 0-0-0 | | 0-0-0 | | 0-0-0 | | | | | | |
| <hr/> | | | | | | | | | | | | | | | | |
| 6-1-1 | 0-0-0 | 1-0-0 | | NON-CONFERENCE | | 1-1-1 | | 1-0-0 | | 3-0-0 | | | | | | |
| 4-0-1 | 0-0-0 | 0-0-0 | | HOME | | 0-0-1 | | 1-0-0 | | 3-0-0 | | | | | | |
| 2-1-0 | 0-0-0 | 1-0- | | AWAY | | 1-1-0 | | 0-0-0 | | 0-0-0 | | | | | | |
| 0-0-0 | 0-0-0 | 0-0-0 | | NEUTRAL | | 0-0-0 | | 0-0-0 | | 0-0-0 | | | | | | |
| <hr/> | | | | | | | | | | | | | | | | |
| 6-1-1 | 0-0-0 | 0-1-0 | | CONFERENCE | | 0-0-1 | | 3-0-0 | | 3-0-0 | | | | | | |
| 3-0-1 | 0-0-0 | 0-0-0 | | HOME | | 0-0-1 | | 2-0-0 | | 1-0-0 | | | | | | |
| 3-1-0 | 0-0-0 | 0-1-0 | | AWAY | | 0-0-0 | | 1-0-0 | | 2-0-0 | | | | | | |
| 0-0-0 | 0-0-0 | 0-0-0 | | NEUTRAL | | 0-0-0 | | 0-0-0 | | 0-0-0 | | | | | | |
| <hr/> | | | | | | | | | | | | | | | | |
| RPI | S | Opponent | Score | RPI | S | Opponent | Score | RPI | S | Opponent | Score | | | | | |
| | | | | 39 | A | Boston U. | 0 2 | 53 | A | Boston College | 1 3 | 117 | H | Bucknell | 2 0 | |
| | | | | 42 | A | Harvard | 1 0 | 67 | H | Navy | 1 1 | 121 | H | Syracuse | 1 0 | |
| | | | | | | | | 80 | A | Providence | 1 0 | 127 | A | Holy Cross | 2 1 | |
| | | | | | | | | 94 | H | Colorado Col. | 0 0 | 128 | H | Army | 5 0 | |
| | | | | | | | | | | | | 157 | A | Loyola Maryland | 1 0 | |
| | | | | | | | | | | | | 185 | H | Cornell | 2 1 | |
| | | | | | | | | | | | | 194 | H | Lehigh | 1 0 | |
| | | | | | | | | | | | | 246 | A | Lafayette | 2 0 | |
| | | | | | | | | | | | | 276 | H | UMass Lowell | 2 0 | |
| | | | | | | | | | | | | 285 | H | Vermont | 3 1 | |
| <hr/> | | | | | | | | | | | | | | | | |
| LAST 10 GAMES | | | | | | | | | | | | | | | | |
| | | | | 194 | H | Lehigh | 1 0 | 67 | H | Navy | 1 1 | | | | | |
| | | | | 39 | A | Boston U. | 0 2 | 128 | H | Army | 5 0 | | | | | |
| | | | | 117 | H | Bucknell | 2 0 | 157 | A | Loyola Maryland | 1 0 | | | | | |
| | | | | 127 | A | Holy Cross | 2 1 | 246 | A | Lafayette | 2 0 | | | | | |
| | | | | 185 | H | Cornell | 2 1 | 42 | A | Harvard | 1 0 | | | | | |

Non-Div. I Games:

Colgate

Texas

**T
e
x
a
s**

Texas

| BYU | | | | Through Games Of Oct. 26, 2014 | | | | | | | | | | | |
|-------------------|----------------|----------|-----------------|--------------------------------|----------------|----------------------|---------------------------|----------|------------------|-----------|---------------|-------|-------------------|-------|---|
| Average RPI Win: | | 110 | WON-LOST RECORD | WINNING PCT. RANK | LAST 10 GAMES | STRENGTH OF SCHEDULE | OPP. STRENGTH OF SCHEDULE | TEAM RPI | ADJ RPI | CONF. RPI | ADJ CONF. RPI | | | | |
| Average RPI Loss: | | 79 | | | | | | | | | | | | | |
| DIV. I ONLY | | | 12-3-2 | .76471 | 24 | 10-0-0 | 98 | 47 | 32 | .60166 | 31 | 7 | 7 | | |
| DIV. I NON-CONF. | | | 6-3-2 | .63636 | 94 | 4-0-0 | 120 | 17 | 70 | .56622 | 65 | 7 | 7 | | |
| TOTALS | | RPI 1-25 | RPI 26-50 | | W-L RECORDS | | RPI 51-100 | | RPI 101-150 | | RPI 150+ | | | | |
| 12-3-2 | | 0-0-1 | 0-1-0 | | OVERALL | | 7-1-0 | | 2-1-0 | | 3-0-1 | | | | |
| 7-2-1 | | 0-0-1 | 0-0-0 | | HOME | | 5-1-0 | | 2-1-0 | | 0-0-0 | | | | |
| 5-1-1 | | 0-0-0 | 0-1-0 | | AWAY | | 2-0-0 | | 0-0-0 | | 3-0-1 | | | | |
| 0-0-0 | | 0-0-0 | 0-0-0 | | NEUTRAL | | 0-0-0 | | 0-0-0 | | 0-0-0 | | | | |
| 6-3-2 | | 0-0-1 | 0-1-0 | | NON-CONFERENCE | | 4-1-0 | | 0-1-0 | | 2-0-1 | | | | |
| 3-2-1 | | 0-0-1 | 0-0-0 | | HOME | | 3-1-0 | | 0-1-0 | | 0-0-0 | | | | |
| 3-1-1 | | 0-0-0 | 0-0- | | AWAY | | 1-0-0 | | 0-0-0 | | 2-0-1 | | | | |
| 0-0-0 | | 0-0-0 | 0-0-0 | | NEUTRAL | | 0-0-0 | | 0-0-0 | | 0-0-0 | | | | |
| 6-0-0 | | 0-0-0 | 0-0-0 | | CONFERENCE | | 3-0-0 | | 2-0-0 | | 1-0-0 | | | | |
| 4-0-0 | | 0-0-0 | 0-0-0 | | HOME | | 2-0-0 | | 2-0-0 | | 0-0-0 | | | | |
| 2-0-0 | | 0-0-0 | 0-0-0 | | AWAY | | 1-0-0 | | 0-0-0 | | 1-0-0 | | | | |
| 0-0-0 | | 0-0-0 | 0-0-0 | | NEUTRAL | | 0-0-0 | | 0-0-0 | | 0-0-0 | | | | |
| RPI S | Opponent | Score | | RPI S | Opponent | Score | | RPI S | Opponent | Score | | RPI S | Opponent | Score | |
| 14 H | Washington St. | 0 | 0 | 44 A | Utah | 0 | 1 | 54 A | San Diego | 3 | 2 | 118 H | LSU | 3 | 4 |
| | | | | | | | | 56 H | Santa Clara | 5 | 2 | 135 H | San Francisco | 3 | 0 |
| | | | | | | | | 60 A | Tennessee | 1 | 0 | 140 H | Gonzaga | 2 | 0 |
| | | | | | | | | 63 H | Oregon | 2 | 1 | 155 A | Loyola Marymount | 3 | 0 |
| | | | | | | | | 76 H | Baylor | 1 | 2 | 180 A | Cal St. Fullerton | 1 | 1 |
| | | | | | | | | 77 H | Long Beach St. | 2 | 0 | 181 A | Denver | 4 | 1 |
| | | | | | | | | 94 H | Colorado Col. | 4 | 0 | 202 A | SMU | 3 | 0 |
| | | | | | | | | 100 H | Portland | 3 | 0 | | | | |
| LAST 10 GAMES | | | | | | | | | | | | | | | |
| | | | | | | | | 135 H | San Francisco | 3 | 0 | 54 A | San Diego | 3 | 2 |
| | | | | | | | | 56 H | Santa Clara | 5 | 2 | 202 A | SMU | 3 | 0 |
| | | | | | | | | 155 A | Loyola Marymount | 3 | 0 | 181 A | Denver | 4 | 1 |
| | | | | | | | | 140 H | Gonzaga | 2 | 0 | 94 H | Colorado Col. | 4 | 0 |
| | | | | | | | | 100 H | Portland | 3 | 0 | 63 H | Oregon | 2 | 1 |

Non-Div. I Games:

BYU

| Average RPI Win: | 88 | WON-LOST RECORD | WINNING PCT. RANK | LAST 10 GAMES | STRENGTH OF SCHEDULE | OPP. STRENGTH OF SCHEDULE | TEAM RPI | ADJ RPI | CONF. RPI | ADJ CONF. RPI | | |
|------------------|----------|-----------------|-------------------|----------------|----------------------|---------------------------|----------|-------------|-----------|---------------|-------|---|
| DIV. I ONLY | | 9-8-1 | .52778 | 150 | 7-2-1 | 5 | 23 | 34 | .60019 | 32 | 2 | 2 |
| DIV. I NON-CONF. | | 5-5-0 | .5 | 153 | 3-0-0 | 7 | 21 | 43 | .59564 | 43 | 3 | 3 |
| <hr/> | | | | | | | | | | | | |
| TOTALS | RPI 1-25 | RPI 26-50 | | W-L RECORDS | | RPI 51-100 | | RPI 101-150 | | RPI 150+ | | |
| 9-8-1 | 0-5-1 | 2-2-0 | | OVERALL | | 3-1-0 | | 3-0-0 | | 1-0-0 | | |
| 9-2-0 | 0-2-0 | 2-0-0 | | HOME | | 3-0-0 | | 3-0-0 | | 1-0-0 | | |
| 0-5-1 | 0-2-1 | 0-2-0 | | AWAY | | 0-1-0 | | 0-0-0 | | 0-0-0 | | |
| 0-1-0 | 0-1-0 | 0-0-0 | | NEUTRAL | | 0-0-0 | | 0-0-0 | | 0-0-0 | | |
| 5-5-0 | 0-3-0 | 1-2-0 | | NON-CONFERENCE | | 1-0-0 | | 3-0-0 | | 0-0-0 | | |
| 5-2-0 | 0-2-0 | 1-0-0 | | HOME | | 1-0-0 | | 3-0-0 | | 0-0-0 | | |
| 0-2-0 | 0-0-0 | 0-0- | | AWAY | | 0-0-0 | | 0-0-0 | | 0-0-0 | | |
| 0-1-0 | 0-1-0 | 0-0-0 | | NEUTRAL | | 0-0-0 | | 0-0-0 | | 0-0-0 | | |
| 4-3-1 | 0-2-1 | 1-0-0 | | CONFERENCE | | 2-1-0 | | 0-0-0 | | 1-0-0 | | |
| 4-0-0 | 0-0-0 | 1-0-0 | | HOME | | 2-0-0 | | 0-0-0 | | 1-0-0 | | |
| 0-3-1 | 0-2-1 | 0-0-0 | | AWAY | | 0-1-0 | | 0-0-0 | | 0-0-0 | | |
| 0-0-0 | 0-0-0 | 0-0-0 | | NEUTRAL | | 0-0-0 | | 0-0-0 | | 0-0-0 | | |
| RPI | S | Opponent | Score | RPI | S | Opponent | Score | RPI | S | Opponent | Score | |
| 6 | A | West Virginia | 1 2 | 36 | A | Arkansas | 1 2 | 58 | A | Oklahoma | 0 2 | |
| 7 | H | Florida St. | 1 2 | 40 | A | Arizona St. | 0 2 | 58 | H | Oklahoma | 2 1 | |
| 9 | H | Florida | 0 4 | 43 | H | Memphis | 1 0 | 76 | H | Baylor | 2 0 | |
| 10 | A | Texas Tech | 1 1 | 46 | H | TCU | 1 0 | 78 | H | Tulsa | 2 1 | |
| 17 | A | Kansas | 1 2 | | | | | | | | | |
| 23 | N | Arizona | 1 3 | | | | | | | | | |
| <hr/> | | | | | | | | | | | | |
| LAST 10 GAMES | | | | | | | | | | | | |
| 6 | A | West Virginia | 1 2 | 17 | A | Kansas | 1 2 | | | | | |
| 58 | H | Oklahoma | 2 1 | 105 | H | Dayton | 2 0 | | | | | |
| 76 | H | Baylor | 2 0 | 153 | H | Iowa St. | 1 0 | | | | | |
| 46 | H | TCU | 1 0 | 78 | H | Tulsa | 2 1 | | | | | |
| 10 | A | Texas Tech | 1 1 | 43 | H | Memphis | 1 0 | | | | | |

Non-Div. I Games:

Oklahoma St.

| | | | | | | | | | | | |
|-----------------------|-------------|-----------|-----------|-----------------|-------------|-----------------------|----------------|--------|----------|-----------------|-------|
| Average RPI Win: | 118 | WON-LOST | WINNING | LAST 10 | STRENGTH OF | OPP. STRENGTH | TEAM | ADJ | CONF. | ADJ CONF. | |
| Average RPI Loss: | 34 | RECORD | PCT. RANK | GAMES | SCHEDULE | OF SCHEDULE | RPI | RPI | RPI | RPI | |
| DIV. I ONLY | 12-4-2 | .72222 | 37 | 6-2-2 | 61 | 39 | 28 | .60007 | 33 | 5 | 5 |
| DIV. I NON-CONF. | 4-2-0 | .66667 | 77 | 0-0-0 | 211 | 52 | 104 | .53508 | 105 | 5 | 5 |
| <hr/> | | | | | | | | | | | |
| TOTALS | RPI 1-25 | RPI 26-50 | | W-L RECORDS | RPI 51-100 | | RPI 101-150 | | RPI 150+ | | |
| 12-4-2 | 1-1-0 | 1-2-0 | | OVERALL | 4-1-1 | | 2-0-1 | | 4-0-0 | | |
| 9-1-1 | 1-1-0 | 1-0-0 | | HOME | 2-0-0 | | 2-0-1 | | 3-0-0 | | |
| 3-3-1 | 0-0-0 | 0-2-0 | | AWAY | 2-1-1 | | 0-0-0 | | 1-0-0 | | |
| 0-0-0 | 0-0-0 | 0-0-0 | | NEUTRAL | 0-0-0 | | 0-0-0 | | 0-0-0 | | |
| <hr/> | | | | | | | | | | | |
| 4-2-0 | 0-0-0 | 0-1-0 | | NON-CONFERENCE | 0-1-0 | | 1-0-0 | | 3-0-0 | | |
| 4-0-0 | 0-0-0 | 0-0-0 | | HOME | 0-0-0 | | 1-0-0 | | 3-0-0 | | |
| 0-2-0 | 0-0-0 | 0-0- | | AWAY | 0-1-0 | | 0-0-0 | | 0-0-0 | | |
| 0-0-0 | 0-0-0 | 0-0-0 | | NEUTRAL | 0-0-0 | | 0-0-0 | | 0-0-0 | | |
| <hr/> | | | | | | | | | | | |
| 8-2-2 | 1-1-0 | 1-1-0 | | CONFERENCE | 4-0-1 | | 1-0-1 | | 1-0-0 | | |
| 5-1-1 | 1-1-0 | 1-0-0 | | HOME | 2-0-0 | | 1-0-1 | | 0-0-0 | | |
| 3-1-1 | 0-0-0 | 0-1-0 | | AWAY | 2-0-1 | | 0-0-0 | | 1-0-0 | | |
| 0-0-0 | 0-0-0 | 0-0-0 | | NEUTRAL | 0-0-0 | | 0-0-0 | | 0-0-0 | | |
| <hr/> | | | | | | | | | | | |
| RPI S | Opponent | Score | RPI S | Opponent | Score | RPI S | Opponent | Score | RPI S | Opponent | Score |
| 3 | H Penn St. | 0 1 | 35 | A Rutgers | 0 1 | 54 | A San Diego | 0 5 | 104 | H Ohio St. | 2 2 |
| 12 | H Wisconsin | 2 1 | 45 | A San Diego St. | 0 3 | 68 | H Iowa | 4 2 | 112 | H Nebraska | 3 1 |
| | | | 50 | H Minnesota | 2 1 | 69 | A Illinois | 2 1 | 146 | H CSUN | 2 0 |
| | | | | | | 72 | H Michigan St. | 2 1 | 159 | A Indiana | 3 0 |
| | | | | | | 73 | A Maryland | 1 0 | 189 | H Toledo | 4 0 |
| | | | | | | 75 | A Northwestern | 1 1 | 201 | H Central Mich. | 3 0 |
| | | | | | | | | | 259 | H Bowling Green | 2 0 |
| <hr/> | | | | | | | | | | | |
| LAST 10 GAMES | | | | | | | | | | | |
| 69 A Illinois 2 1 | | | | | | 68 H Iowa 4 2 | | | | | |
| 75 A Northwestern 1 1 | | | | | | 112 H Nebraska 3 1 | | | | | |
| 104 H Ohio St. 2 2 | | | | | | 72 H Michigan St. 2 1 | | | | | |
| 3 H Penn St. 0 1 | | | | | | 35 A Rutgers 0 1 | | | | | |
| 159 A Indiana 3 0 | | | | | | 73 A Maryland 1 0 | | | | | |

| Average RPI Win: | | 89 | WON-LOST RECORD | | WINNING PCT. RANK | LAST 10 GAMES | STRENGTH OF SCHEDULE | | OPP. STRENGTH OF SCHEDULE | TEAM RPI | ADJ RPI | CONF. RPI | ADJ CONF. RPI | | | | | | | | |
|------------------|---|----------------|-----------------|-----------|-------------------|----------------|----------------------|------------|---------------------------|-------------|---------|-----------|---------------|---------------------|---|-------|---|--|--|---|---|
| DIV. I ONLY | | | 10-5-3 | | .63889 | 80 | 5-4-1 | | 41 | 12 | 35 | .59729 | 34 | 3 | 3 | | | | | | |
| DIV. I NON-CONF. | | | 5-1-2 | | .75 | 44 | 0-0-0 | | 63 | 36 | 33 | .60739 | 33 | 1 | 1 | | | | | | |
| TOTALS | | RPI 1-25 | | RPI 26-50 | | W-L RECORDS | | RPI 51-100 | | RPI 101-150 | | RPI 150+ | | | | | | | | | |
| 10-5-3 | | 2-2-0 | | 2-2-0 | | OVERALL | | 1-1-2 | | 4-0-1 | | 1-0-0 | | | | | | | | | |
| 6-1-1 | | 1-0-0 | | 0-1-0 | | HOME | | 1-0-1 | | 4-0-0 | | 0-0-0 | | | | | | | | | |
| 4-3-1 | | 1-1-0 | | 2-1-0 | | AWAY | | 0-1-1 | | 0-0-0 | | 1-0-0 | | | | | | | | | |
| 0-1-1 | | 0-1-0 | | 0-0-0 | | NEUTRAL | | 0-0-0 | | 0-0-1 | | 0-0-0 | | | | | | | | | |
| 5-1-2 | | 0-1-0 | | 1-0-0 | | NON-CONFERENCE | | 0-0-1 | | 3-0-1 | | 1-0-0 | | | | | | | | | |
| 3-0-1 | | 0-0-0 | | 0-0-0 | | HOME | | 0-0-1 | | 3-0-0 | | 0-0-0 | | | | | | | | | |
| 2-0-0 | | 0-0-0 | | 1-0- | | AWAY | | 0-0-0 | | 0-0-0 | | 1-0-0 | | | | | | | | | |
| 0-1-1 | | 0-1-0 | | 0-0-0 | | NEUTRAL | | 0-0-0 | | 0-0-1 | | 0-0-0 | | | | | | | | | |
| 5-4-1 | | 2-1-0 | | 1-2-0 | | CONFERENCE | | 1-1-1 | | 1-0-0 | | 0-0-0 | | | | | | | | | |
| 3-1-0 | | 1-0-0 | | 0-1-0 | | HOME | | 1-0-0 | | 1-0-0 | | 0-0-0 | | | | | | | | | |
| 2-3-1 | | 1-1-0 | | 1-1-0 | | AWAY | | 0-1-1 | | 0-0-0 | | 0-0-0 | | | | | | | | | |
| 0-0-0 | | 0-0-0 | | 0-0-0 | | NEUTRAL | | 0-0-0 | | 0-0-0 | | 0-0-0 | | | | | | | | | |
| RPI | S | Opponent | | Score | | RPI | S | Opponent | | Score | | RPI | S | Opponent | | Score | | | | | |
| 6 | N | West Virginia | | 2 | 3 | 27 | A | Auburn | | 2 | 3 | 52 | A | Ole Miss | | 3 | 3 | | | | |
| 9 | A | Florida | | 1 | 3 | 38 | A | Georgia | | 2 | 0 | 60 | A | Tennessee | | 0 | 3 | | | | |
| 11 | A | South Carolina | | 1 | 0 | 46 | A | TCU | | 2 | 1 | 75 | H | Northwestern | | 0 | 0 | | | | |
| 22 | H | Kentucky | | 2 | 1 | 49 | H | Alabama | | 0 | 1 | 86 | H | Vanderbilt | | 2 | 0 | | | | |
| | | | | | | LAST 10 GAMES | | | | | | | | | | | | | | | |
| | | | | | | 60 A Tennessee | | | | | | 0 | 3 | 86 H Vanderbilt | | | | | | 2 | 0 |
| | | | | | | 52 A Ole Miss | | | | | | 3 | 3 | 22 H Kentucky | | | | | | 2 | 1 |
| | | | | | | 49 H Alabama | | | | | | 0 | 1 | 9 A Florida | | | | | | 1 | 3 |
| | | | | | | 38 A Georgia | | | | | | 2 | 0 | 11 A South Carolina | | | | | | 1 | 0 |
| | | | | | | 27 A Auburn | | | | | | 2 | 3 | 118 H LSU | | | | | | 3 | 1 |

R
u
t
g
e
r
s

Rutgers

R
u
t
g
e
r
s

| Average RPI Win: | | 104 | WON-LOST RECORD | | WINNING PCT. RANK | | LAST 10 GAMES | | STRENGTH OF SCHEDULE | | OPP. STRENGTH OF SCHEDULE | | TEAM RPI | | ADJ RPI | | CONF. RPI | | ADJ CONF. RPI | |
|------------------|---|-----------------------|-----------------|-----------|-------------------|----------------|---------------|-----------------|----------------------|-------------|---------------------------|----------|----------|-------------------|-----------|-------|-----------|--|---------------|--|
| DIV. I ONLY | | | 8-5-5 | | .58333 112 | | 4-3-3 | | 21 | | 10 | | 36 | | .59591 36 | | 3 | | 3 | |
| DIV. I NON-CONF. | | | 4-2-2 | | .625 98 | | 0-0-0 | | 11 | | 26 | | 28 | | .62372 28 | | 1 | | 1 | |
| TOTALS | | RPI 1-25 | | RPI 26-50 | | W-L RECORDS | | RPI 51-100 | | RPI 101-150 | | RPI 150+ | | | | | | | | |
| 8-5-5 | | 1-3-0 | | 1-1-2 | | OVERALL | | 3-1-2 | | 1-0-1 | | 2-0-0 | | | | | | | | |
| 5-3-1 | | 1-2-0 | | 1-1-0 | | HOME | | 1-0-1 | | 1-0-0 | | 1-0-0 | | | | | | | | |
| 2-1-4 | | 0-0-0 | | 0-0-2 | | AWAY | | 1-1-1 | | 0-0-1 | | 1-0-0 | | | | | | | | |
| 1-1-0 | | 0-1-0 | | 0-0-0 | | NEUTRAL | | 1-0-0 | | 0-0-0 | | 0-0-0 | | | | | | | | |
| 4-2-2 | | 0-1-0 | | 1-0-1 | | NON-CONFERENCE | | 1-1-1 | | 1-0-0 | | 1-0-0 | | | | | | | | |
| 3-0-1 | | 0-0-0 | | 1-0-0 | | HOME | | 0-0-1 | | 1-0-0 | | 1-0-0 | | | | | | | | |
| 0-1-1 | | 0-0-0 | | 0-1- | | AWAY | | 0-1-0 | | 0-0-0 | | 0-0-0 | | | | | | | | |
| 1-1-0 | | 0-1-0 | | 0-0-0 | | NEUTRAL | | 1-0-0 | | 0-0-0 | | 0-0-0 | | | | | | | | |
| 4-3-3 | | 1-2-0 | | 0-1-1 | | CONFERENCE | | 2-0-1 | | 0-0-1 | | 1-0-0 | | | | | | | | |
| 2-3-0 | | 1-2-0 | | 0-1-0 | | HOME | | 1-0-0 | | 0-0-0 | | 0-0-0 | | | | | | | | |
| 2-0-3 | | 0-0-0 | | 0-0-1 | | AWAY | | 1-0-1 | | 0-0-1 | | 1-0-0 | | | | | | | | |
| 0-0-0 | | 0-0-0 | | 0-0-0 | | NEUTRAL | | 0-0-0 | | 0-0-0 | | 0-0-0 | | | | | | | | |
| RPI | S | Opponent | | Score | | RPI | S | Opponent | | Score | | RPI | S | Opponent | | Score | | | | |
| 4 | H | Texas A&M | | 1 | 2 | 27 | H | Auburn | | 1 | 2 | 52 | A | Ole Miss | | 1 | 1 | | | |
| 5 | N | North Carolina | | 1 | 2 | 30 | A | Texas | | 0 | 0 | 57 | A | Duke | | 0 | 3 | | | |
| 9 | H | Florida | | 1 | 3 | 32 | H | Oklahoma St. | | 2 | 1 | 60 | A | Tennessee | | 1 | 0 | | | |
| 22 | H | Kentucky | | 2 | 1 | 49 | A | Alabama | | 0 | 0 | 65 | H | Rice | | 0 | 0 | | | |
| | | | | | | | | | | | | 71 | N | Stephen F. Austin | | 4 | 2 | | | |
| | | | | | | | | | | | | 86 | H | Vanderbilt | | 1 | 0 | | | |
| LAST 10 GAMES | | | | | | | | | | | | | | | | | | | | |
| | | 232 A Mississippi St. | | 3 | 0 | | | 9 H Florida | | 1 | 3 | | | | | | | | | |
| | | 4 H Texas A&M | | 1 | 2 | | | 86 H Vanderbilt | | 1 | 0 | | | | | | | | | |
| | | 27 H Auburn | | 1 | 2 | | | 118 A LSU | | 3 | 3 | | | | | | | | | |
| | | 49 A Alabama | | 0 | 0 | | | 52 A Ole Miss | | 1 | 1 | | | | | | | | | |
| | | 60 A Tennessee | | 1 | 0 | | | 22 H Kentucky | | 2 | 1 | | | | | | | | | |

Non-Div. I Games:

Arkansas

| Average RPI Win: 192 | | WON-LOST | WINNING | LAST 10 | STRENGTH OF | | OPP. STRENGTH | TEAM | ADJ | CONF. | ADJ CONF. |
|----------------------|----------------|----------|-----------|---------------|----------------|-------|---------------|-------|---------------|--------|-----------|
| Average RPI Loss: 14 | | RECORD | PCT. RANK | GAMES | SCHEDULE | | OF SCHEDULE | RPI | RPI | RPI | RPI |
| DIV. I ONLY | | 14-3-0 | .82353 | 13 | 9-0-0 | | 146 | 89 | 37 | .59514 | 37 |
| DIV. I NON-CONF. | | 7-3-0 | .7 | 64 | 2-0-0 | | 79 | 8 | 42 | .59872 | 37 |
| TOTALS | | RPI 1-25 | RPI 26-50 | | W-L RECORDS | | RPI 51-100 | | RPI 101-150 | | RPI 150+ |
| 14-3-0 | | 2-2-0 | 0-1-0 | | OVERALL | | 0-0-0 | | 1-0-0 | | 11-0-0 |
| 8-0-0 | | 1-0-0 | 0-0-0 | | HOME | | 0-0-0 | | 1-0-0 | | 6-0-0 |
| 6-2-0 | | 1-1-0 | 0-1-0 | | AWAY | | 0-0-0 | | 0-0-0 | | 5-0-0 |
| 0-1-0 | | 0-1-0 | 0-0-0 | | NEUTRAL | | 0-0-0 | | 0-0-0 | | 0-0-0 |
| 7-3-0 | | 2-2-0 | 0-1-0 | | NON-CONFERENCE | | 0-0-0 | | 0-0-0 | | 5-0-0 |
| 4-0-0 | | 1-0-0 | 0-0-0 | | HOME | | 0-0-0 | | 0-0-0 | | 3-0-0 |
| 3-2-0 | | 1-1-0 | 0-0- | | AWAY | | 0-0-0 | | 0-0-0 | | 2-0-0 |
| 0-1-0 | | 0-1-0 | 0-0-0 | | NEUTRAL | | 0-0-0 | | 0-0-0 | | 0-0-0 |
| 7-0-0 | | 0-0-0 | 0-0-0 | | CONFERENCE | | 0-0-0 | | 1-0-0 | | 6-0-0 |
| 4-0-0 | | 0-0-0 | 0-0-0 | | HOME | | 0-0-0 | | 1-0-0 | | 3-0-0 |
| 3-0-0 | | 0-0-0 | 0-0-0 | | AWAY | | 0-0-0 | | 0-0-0 | | 3-0-0 |
| 0-0-0 | | 0-0-0 | 0-0-0 | | NEUTRAL | | 0-0-0 | | 0-0-0 | | 0-0-0 |
| RPI S | Opponent | Score | | RPI S | Opponent | Score | | RPI S | Opponent | Score | |
| 4 A | Texas A&M | 1 | 2 | 28 A | South Fla. | 0 | 1 | 141 H | Jacksonville | 2 | 0 |
| 11 N | South Carolina | 0 | 2 | | | | | 160 A | FIU | 2 | 0 |
| 21 A | La Salle | 3 | 2 | | | | | 161 A | Miami (FL) | 2 | 1 |
| 23 H | Arizona | 2 | 1 | | | | | 164 H | Lipscomb | 2 | 1 |
| | | | | | | | | 174 A | Kennesaw St. | 2 | 1 |
| | | | | | | | | 206 H | Murray St. | 4 | 0 |
| | | | | | | | | 224 H | Wofford | 3 | 0 |
| | | | | | | | | 266 H | Northern Ky. | 2 | 0 |
| | | | | | | | | 269 A | North Florida | 3 | 0 |
| | | | | | | | | 277 H | Bakersfield | 3 | 0 |
| | | | | | | | | 280 H | Stetson | 1 | 0 |
| | | | | | | | | 319 A | USC Upstate | 3 | 0 |
| | | | | LAST 10 GAMES | | | | | | | |
| | | | | 280 H | Stetson | 1 | 0 | 319 A | USC Upstate | 3 | 0 |
| | | | | 141 H | Jacksonville | 2 | 0 | 21 A | La Salle | 3 | 2 |
| | | | | 164 H | Lipscomb | 2 | 1 | 269 A | North Florida | 3 | 0 |
| | | | | 266 H | Northern Ky. | 2 | 0 | 277 H | Bakersfield | 3 | 0 |
| | | | | 174 A | Kennesaw St. | 2 | 1 | 224 H | Wofford | 3 | 0 |

Non-Div. I Games: Palm Beach Atl. 4 0

FGCU

| Average RPI Win: 114 | | WON-LOST | WINNING | LAST 10 | STRENGTH OF | OPP. STRENGTH | TEAM | ADJ | CONF. | ADJ CONF. | | | | |
|----------------------|---|----------------|-----------|---------|----------------|---------------|------------|-------|-------------|-----------|----------|----------------|-------|---|
| Average RPI Loss: 38 | | RECORD | PCT. RANK | GAMES | SCHEDULE | OF SCHEDULE | RPI | RPI | RPI | RPI | | | | |
| DIV. I ONLY | | 10-5-1 | .65625 | 69 | 6-4-0 | 54 | 26 | 38 | .59081 | 38 | 3 | 3 | | |
| DIV. I NON-CONF. | | 5-1-0 | .83333 | 24 | 1-0-0 | 37 | 105 | 18 | .63745 | 18 | 1 | 1 | | |
| <hr/> | | | | | | | | | | | | | | |
| TOTALS | | RPI 1-25 | RPI 26-50 | | W-L RECORDS | | RPI 51-100 | | RPI 101-150 | | RPI 150+ | | | |
| 10-5-1 | | 2-2-0 | 0-2-0 | | OVERALL | | 3-1-1 | | 2-0-0 | | 3-0-0 | | | |
| 6-2-0 | | 1-1-0 | 0-1-0 | | HOME | | 2-0-0 | | 2-0-0 | | 1-0-0 | | | |
| 4-3-1 | | 1-1-0 | 0-1-0 | | AWAY | | 1-1-1 | | 0-0-0 | | 2-0-0 | | | |
| 0-0-0 | | 0-0-0 | 0-0-0 | | NEUTRAL | | 0-0-0 | | 0-0-0 | | 0-0-0 | | | |
| 5-1-0 | | 1-0-0 | 0-0-0 | | NON-CONFERENCE | | 1-1-0 | | 1-0-0 | | 2-0-0 | | | |
| 3-0-0 | | 1-0-0 | 0-0-0 | | HOME | | 0-0-0 | | 1-0-0 | | 1-0-0 | | | |
| 2-1-0 | | 0-0-0 | 0-0- | | AWAY | | 1-1-0 | | 0-0-0 | | 1-0-0 | | | |
| 0-0-0 | | 0-0-0 | 0-0-0 | | NEUTRAL | | 0-0-0 | | 0-0-0 | | 0-0-0 | | | |
| 5-4-1 | | 1-2-0 | 0-2-0 | | CONFERENCE | | 2-0-1 | | 1-0-0 | | 1-0-0 | | | |
| 3-2-0 | | 0-1-0 | 0-1-0 | | HOME | | 2-0-0 | | 1-0-0 | | 0-0-0 | | | |
| 2-2-1 | | 1-1-0 | 0-1-0 | | AWAY | | 0-0-1 | | 0-0-0 | | 1-0-0 | | | |
| 0-0-0 | | 0-0-0 | 0-0-0 | | NEUTRAL | | 0-0-0 | | 0-0-0 | | 0-0-0 | | | |
| RPI | S | Opponent | Score | | RPI | S | Opponent | Score | | RPI | S | Opponent | Score | |
| 9 | A | Florida | 1 | 2 | 34 | H | Missouri | 0 | 2 | 52 | A | Ole Miss | 1 | 1 |
| 11 | A | South Carolina | 1 | 0 | 49 | A | Alabama | 0 | 2 | 60 | H | Tennessee | 2 | 1 |
| 16 | H | UCF | 1 | 0 | | | | | | 77 | A | Long Beach St. | 2 | 3 |
| 22 | H | Kentucky | 0 | 2 | | | | | | 86 | H | Vanderbilt | 3 | 1 |
| | | | | | | | | | | 95 | A | Furman | 4 | 0 |
| | | | | | | | | | | | | | | |
| | | | | | | | | | | | | | | |
| | | | | | | | | | | | | | | |
| | | | | | | | | | | | | | | |
| | | | | | | | | | | | | | | |
| | | | | | | | | | | | | | | |
| | | | | | | | | | | | | | | |
| | | | | | | | | | | | | | | |
| | | | | | | | | | | | | | | |
| | | | | | | | | | | | | | | |
| | | | | | | | | | | | | | | |
| | | | | | | | | | | | | | | |
| | | | | | | | | | | | | | | |
| | | | | | | | | | | | | | | |
| | | | | | | | | | | | | | | |
| | | | | | | | | | | | | | | |
| | | | | | | | | | | | | | | |
| | | | | | | | | | | | | | | |
| | | | | | | | | | | | | | | |
| | | | | | | | | | | | | | | |
| | | | | | | | | | | | | | | |
| | | | | | | | | | | | | | | |
| | | | | | | | | | | | | | | |
| | | | | | | | | | | | | | | |
| | | | | | | | | | | | | | | |
| | | | | | | | | | | | | | | |
| | | | | | | | | | | | | | | |
| | | | | | | | | | | | | | | |
| | | | | | | | | | | | | | | |
| | | | | | | | | | | | | | | |
| | | | | | | | | | | | | | | |
| | | | | | | | | | | | | | | |
| | | | | | | | | | | | | | | |
| | | | | | | | | | | | | | | |
| | | | | | | | | | | | | | | |
| | | | | | | | | | | | | | | |
| | | | | | | | | | | | | | | |
| | | | | | | | | | | | | | | |
| | | | | | | | | | | | | | | |
| | | | | | | | | | | | | | | |
| | | | | | | | | | | | | | | |
| | | | | | | | | | | | | | | |
| | | | | | | | | | | | | | | |
| | | | | | | | | | | | | | | |
| | | | | | | | | | | | | | | |
| | | | | | | | | | | | | | | |
| | | | | | | | | | | | | | | |
| | | | | | | | | | | | | | | |
| | | | | | | | | | | | | | | |
| | | | | | | | | | | | | | | |
| | | | | | | | | | | | | | | |
| | | | | | | | | | | | | | | |
| | | | | | | | | | | | | | | |
| | | | | | | | | | | | | | | |
| | | | | | | | | | | | | | | |
| | | | | | | | | | | | | | | |
| | | | | | | | | | | | | | | |

Non-Div. I Games:

Georgia

| | | | | | | | | | | | |
|-------------------|----------------|-----------|-----------|----------------|-------------|---------------|-------------|--------|----------------|-----------|----|
| Average RPI Win: | 118 | WON-LOST | WINNING | LAST 10 | STRENGTH OF | OPP. STRENGTH | TEAM | ADJ | CONF. | ADJ CONF. | |
| Average RPI Loss: | 91 | RECORD | PCT. RANK | GAMES | SCHEDULE | OF SCHEDULE | RPI | RPI | RPI | RPI | |
| DIV. I ONLY | 11-4-3 | .69444 | 53 | 7-1-2 | 74 | 82 | 44 | .59034 | 39 | 11 | 11 |
| DIV. I NON-CONF. | 6-3-1 | .65 | 85 | 2-0-0 | 52 | 29 | 47 | .59609 | 41 | 13 | 12 |
| <hr/> | | | | | | | | | | | |
| TOTALS | RPI 1-25 | RPI 26-50 | | W-L RECORDS | RPI 51-100 | | RPI 101-150 | | RPI 150+ | | |
| 11-4-3 | 1-1-0 | 2-0-0 | | OVERALL | 4-1-0 | | 1-1-1 | | 3-1-2 | | |
| 7-2-2 | 1-0-0 | 1-0-0 | | HOME | 3-1-0 | | 0-1-1 | | 2-0-1 | | |
| 3-2-1 | 0-1-0 | 1-0-0 | | AWAY | 1-0-0 | | 1-0-0 | | 0-1-1 | | |
| 1-0-0 | 0-0-0 | 0-0-0 | | NEUTRAL | 0-0-0 | | 0-0-0 | | 1-0-0 | | |
| <hr/> | | | | | | | | | | | |
| 6-3-1 | 1-1-0 | 1-0-0 | | NON-CONFERENCE | 3-1-0 | | 0-1-0 | | 1-0-1 | | |
| 3-2-1 | 1-0-0 | 0-0-0 | | HOME | 2-1-0 | | 0-1-0 | | 0-0-1 | | |
| 2-1-0 | 0-1-0 | 1-0- | | AWAY | 1-0-0 | | 0-0-0 | | 0-0-0 | | |
| 1-0-0 | 0-0-0 | 0-0-0 | | NEUTRAL | 0-0-0 | | 0-0-0 | | 1-0-0 | | |
| <hr/> | | | | | | | | | | | |
| 5-1-2 | 0-0-0 | 1-0-0 | | CONFERENCE | 1-0-0 | | 1-0-1 | | 2-1-1 | | |
| 4-0-1 | 0-0-0 | 1-0-0 | | HOME | 1-0-0 | | 0-0-1 | | 2-0-0 | | |
| 1-1-1 | 0-0-0 | 0-0-0 | | AWAY | 0-0-0 | | 1-0-0 | | 0-1-1 | | |
| 0-0-0 | 0-0-0 | 0-0-0 | | NEUTRAL | 0-0-0 | | 0-0-0 | | 0-0-0 | | |
| <hr/> | | | | | | | | | | | |
| RPI S | Opponent | Score | | RPI S | Opponent | Score | | RPI S | Opponent | Score | |
| 11 A | South Carolina | 0 | 1 | 29 H | Colgate | 2 | 0 | 53 H | Boston College | 2 | 1 |
| 21 H | La Salle | 2 | 1 | 42 A | Harvard | 2 | 1 | 62 H | Northeastern | 0 | 1 |
| | | | | | | | | 67 H | Navy | 1 | 0 |
| | | | | | | | | 80 A | Providence | 2 | 1 |
| | | | | | | | | 97 H | Dartmouth | 1 | 0 |
| | | | | | | | | | | | |
| | | | | | | | | | | | |
| | | | | | | | | | | | |
| | | | | | | | | | | | |
| | | | | | | | | | | | |
| | | | | | | | | | | | |
| | | | | | | | | | | | |
| | | | | | | | | | | | |
| | | | | | | | | | | | |
| | | | | | | | | | | | |
| | | | | | | | | | | | |
| | | | | | | | | | | | |
| | | | | | | | | | | | |
| | | | | | | | | | | | |
| | | | | | | | | | | | |
| | | | | | | | | | | | |
| | | | | | | | | | | | |
| | | | | | | | | | | | |
| | | | | | | | | | | | |
| | | | | | | | | | | | |
| | | | | | | | | | | | |
| | | | | | | | | | | | |
| | | | | | | | | | | | |
| | | | | | | | | | | | |
| | | | | | | | | | | | |
| | | | | | | | | | | | |
| | | | | | | | | | | | |
| | | | | | | | | | | | |
| | | | | | | | | | | | |
| | | | | | | | | | | | |
| | | | | | | | | | | | |
| | | | | | | | | | | | |
| | | | | | | | | | | | |
| | | | | | | | | | | | |
| | | | | | | | | | | | |
| | | | | | | | | | | | |
| | | | | | | | | | | | |
| | | | | | | | | | | | |
| | | | | | | | | | | | |
| | | | | | | | | | | | |
| | | | | | | | | | | | |
| | | | | | | | | | | | |
| | | | | | | | | | | | |
| | | | | | | | | | | | |
| | | | | | | | | | | | |
| | | | | | | | | | | | |
| | | | | | | | | | | | |
| | | | | | | | | | | | |
| | | | | | | | | | | | |
| | | | | | | | | | | | |
| | | | | | | | | | | | |
| | | | | | | | | | | | |
| | | | | | | | | | | | |
| | | | | | | | | | | | |
| | | | | | | | | | | | |
| | | | | | | | | | | | |
| | | | | | | | | | | | |
| | | | | | | | | | | | |
| | | | | | | | | | | | |
| | | | | | | | | | | | |
| | | | | | | | | | | | |
| | | | | | | | | | | | |
| | | | | | | | | | | | |
| | | | | | | | | | | | |
| | | | | | | | | | | | |
| | | | | | | | | | | | |
| | | | | | | | | | | | |
| | | | | | | | | | | | |
| | | | | | | | | | | | |
| | | | | | | | | | | | |
| | | | | | | | | | | | |
| | | | | | | | | | | | |
| | | | | | | | | | | | |
| | | | | | | | | | | | |
| | | | | | | | | | | | |
| | | | | | | | | | | | |
| | | | | | | | | | | | |
| | | | | | | | | | | | |
| | | | | | | | | | | | |
| | | | | | | | | | | | |
| | | | | | | | | | | | |
| | | | | | | | | | | | |
| | | | | | | | | | | | |
| | | | | | | | | | | | |
| | | | | | | | | | | | |
| | | | | | | | | | | | |
| | | | | | | | | | | | |
| | | | | | | | | | | | |
| | | | | | | | | | | | |
| | | | | | | | | | | | |
| | | | | | | | | | | | |
| | | | | | | | | | | | |
| | | | | | | | | | | | |
| | | | | | | | | | | | |
| | | | | | | | | | | | |
| | | | | | | | | | | | |
| | | | | | | | | | | | |
| | | | | | | | | | | | |
| | | | | | | | | | | | |
| | | | | | | | | | | | |
| | | | | | | | | | | | |
| | | | | | | | | | | | |
| | | | | | | | | | | | |
| | | | | | | | | | | | |
| | | | | | | | | | | | |
| | | | | | | | | | | | |
| | | | | | | | | | | | |
| | | | | | | | | | | | |
| | | | | | | | | | | | |
| | | | | | | | | | | | |
| | | | | | | | | | | | |
| | | | | | | | | | | | |
| | | | | | | | | | | | |
| | | | | | | | | | | | |
| | | | | | | | | | | | |
| | | | | | | | | | | | |
| | | | | | | | | | | | |
| | | | | | | | | | | | |
| | | | | | | | | | | | |
| | | | | | | | | | | | |
| | | | | | | | | | | | |

Non-Div. I Games:

Boston U.

| Average RPI Win: 164 | | WON-LOST | WINNING | LAST 10 | STRENGTH OF | | OPP. STRENGTH | TEAM | ADJ | CONF. | ADJ CONF. |
|----------------------|---------------------|----------|-----------|--------------|----------------|-------|---------------------|-------|-------------|----------------|-----------|
| Average RPI Loss: 26 | | RECORD | PCT. RANK | GAMES | SCHEDULE | | OF SCHEDULE | RPI | RPI | RPI | RPI |
| DIV. I ONLY | | 9-4-4 | .64706 | 71 | 4-3-3 | | 71 | 5 | 41 | .58991 | 40 |
| DIV. I NON-CONF. | | 7-1-1 | .83333 | 24 | 2-0-0 | | 218 | 20 | 52 | .58445 | 52 |
| TOTALS | | RPI 1-25 | RPI 26-50 | | W-L RECORDS | | RPI 51-100 | | RPI 101-150 | | RPI 150+ |
| 9-4-4 | | 1-3-2 | 1-0-1 | | OVERALL | | 1-1-1 | | 1-0-0 | | 5-0-0 |
| 3-2-2 | | 1-2-1 | 1-0-0 | | HOME | | 0-0-1 | | 0-0-0 | | 1-0-0 |
| 4-2-1 | | 0-1-1 | 0-0-0 | | AWAY | | 1-1-0 | | 1-0-0 | | 2-0-0 |
| 2-0-1 | | 0-0-0 | 0-0-1 | | NEUTRAL | | 0-0-0 | | 0-0-0 | | 2-0-0 |
| 7-1-1 | | 1-0-0 | 1-0-1 | | NON-CONFERENCE | | 0-1-0 | | 1-0-0 | | 4-0-0 |
| 2-0-0 | | 1-0-0 | 1-0-0 | | HOME | | 0-0-0 | | 0-0-0 | | 0-0-0 |
| 3-1-0 | | 0-0-0 | 0-0- | | AWAY | | 0-1-0 | | 1-0-0 | | 2-0-0 |
| 2-0-1 | | 0-0-0 | 0-0-1 | | NEUTRAL | | 0-0-0 | | 0-0-0 | | 2-0-0 |
| 2-3-3 | | 0-3-2 | 0-0-0 | | CONFERENCE | | 1-0-1 | | 0-0-0 | | 1-0-0 |
| 1-2-2 | | 0-2-1 | 0-0-0 | | HOME | | 0-0-1 | | 0-0-0 | | 1-0-0 |
| 1-1-1 | | 0-1-1 | 0-0-0 | | AWAY | | 1-0-0 | | 0-0-0 | | 0-0-0 |
| 0-0-0 | | 0-0-0 | 0-0-0 | | NEUTRAL | | 0-0-0 | | 0-0-0 | | 0-0-0 |
| RPI S | Opponent | Score | RPI S | Opponent | Score | RPI S | Opponent | Score | RPI S | Opponent | Score |
| 1 H | Stanford | 0 2 | 30 N | Texas | 2 2 | 61 A | Southern California | 2 0 | 146 A | CSUN | 2 0 |
| 2 H | UCLA | 1 1 | 32 H | Oklahoma St. | 2 0 | 63 H | Oregon | 1 1 | 171 A | Hawaii | 5 2 |
| 4 H | Texas A&M | 2 1 | | | | 69 A | Illinois | 1 3 | 215 H | Oregon St. | 1 0 |
| 13 A | Washington | 1 2 | | | | | | | 260 N | Nevada | 5 0 |
| 14 A | Washington St. | 0 0 | | | | | | | 274 A | Loyola Chicago | 3 1 |
| 19 H | California | 0 1 | | | | | | | 309 N | New Mexico St. | 5 0 |
| LAST 10 GAMES | | | | | | | | | | | |
| 1 H | Stanford | 0 2 | 215 H | Oregon St. | 1 0 | | | | | | |
| 19 H | California | 0 1 | 63 H | Oregon | 1 1 | | | | | | |
| 61 A | Southern California | 2 0 | 2 H | UCLA | 1 1 | | | | | | |
| 14 A | Washington St. | 0 0 | 146 A | CSUN | 2 0 | | | | | | |
| 13 A | Washington | 1 2 | 260 N | Nevada | 5 0 | | | | | | |

Non-Div. I Games:

Arizona St.

Georgetown

Georgetown

| | | | | | | | | | | | | |
|-------------------|----------|-----------|-----------|----------------|-------------|---------------|-------|-------------|--------|----------------|-----------------|----|
| Average RPI Win: | 158 | WON-LOST | WINNING | LAST 10 | STRENGTH OF | OPP. STRENGTH | TEAM | ADJ | CONF. | ADJ CONF. | | |
| Average RPI Loss: | 40 | RECORD | PCT. RANK | GAMES | SCHEDULE | OF SCHEDULE | RPI | RPI | RPI | RPI | | |
| DIV. I ONLY | | 9-3-2 | .71429 | 44 | 6-2-2 | 76 | 101 | 42 | .58819 | 42 | 9 | 9 |
| DIV. I NON-CONF. | | 5-3-1 | .61111 | 108 | 2-2-1 | 71 | 77 | 68 | .56712 | 64 | 10 | 10 |
| <hr/> | | | | | | | | | | | | |
| TOTALS | RPI 1-25 | RPI 26-50 | | W-L RECORDS | | RPI 51-100 | | RPI 101-150 | | RPI 150+ | | |
| 9-3-2 | 0-0-0 | 0-2-0 | | OVERALL | | 3-1-0 | | 1-0-1 | | 5-0-1 | | |
| 2-2-2 | 0-0-0 | 0-2-0 | | HOME | | 0-0-0 | | 1-0-1 | | 1-0-1 | | |
| 7-1-0 | 0-0-0 | 0-0-0 | | AWAY | | 3-1-0 | | 0-0-0 | | 4-0-0 | | |
| 0-0-0 | 0-0-0 | 0-0-0 | | NEUTRAL | | 0-0-0 | | 0-0-0 | | 0-0-0 | | |
| 5-3-1 | 0-0-0 | 0-2-0 | | NON-CONFERENCE | | 2-1-0 | | 1-0-0 | | 2-0-1 | | |
| 1-2-1 | 0-0-0 | 0-2-0 | | HOME | | 0-0-0 | | 1-0-0 | | 0-0-1 | | |
| 4-1-0 | 0-0-0 | 0-0- | | AWAY | | 2-1-0 | | 0-0-0 | | 2-0-0 | | |
| 0-0-0 | 0-0-0 | 0-0-0 | | NEUTRAL | | 0-0-0 | | 0-0-0 | | 0-0-0 | | |
| 4-0-1 | 0-0-0 | 0-0-0 | | CONFERENCE | | 1-0-0 | | 0-0-1 | | 3-0-0 | | |
| 1-0-1 | 0-0-0 | 0-0-0 | | HOME | | 0-0-0 | | 0-0-1 | | 1-0-0 | | |
| 3-0-0 | 0-0-0 | 0-0-0 | | AWAY | | 1-0-0 | | 0-0-0 | | 2-0-0 | | |
| 0-0-0 | 0-0-0 | 0-0-0 | | NEUTRAL | | 0-0-0 | | 0-0-0 | | 0-0-0 | | |
| RPI | S | Opponent | Score | RPI | S | Opponent | Score | RPI | S | Opponent | Score | |
| | | | | 29 | H | Colgate | 0 1 | 53 | A | Boston College | 0 2 | |
| | | | | 39 | H | Boston U. | 1 2 | 64 | A | Rhode Island | 3 2 | |
| | | | | | | | | 80 | A | Providence | 2 0 | |
| | | | | | | | | 95 | A | Princeton | 5 4 | |
| | | | | | | | | | | 130 | H Yale | |
| | | | | | | | | | | 135 | H San Francisco | |
| | | | | | | | | | | 166 | A Penn | |
| | | | | | | | | | | 168 | H Massachusetts | |
| | | | | | | | | | | 185 | H Cornell | |
| | | | | | | | | | | 188 | A Brown | |
| | | | | | | | | | | 200 | A New Hampshire | |
| | | | | | | | | | | 305 | A LIU Brooklyn | |
| LAST 10 GAMES | | | | | | | | | | | | |
| | | | | 95 | A | Princeton | 5 4 | 168 | H | Massachusetts | 0 0 | |
| | | | | 188 | A | Brown | 2 0 | 166 | A | Penn | 3 0 | |
| | | | | 185 | H | Cornell | 2 0 | 305 | A | LIU Brooklyn | 5 0 | |
| | | | | 39 | H | Boston U. | 1 2 | 200 | A | New Hampshire | 1 0 | |
| | | | | 130 | H | Yale | 0 0 | 29 | H | Colgate | 0 1 | |

Non-Div. I Games:

Harvard

| Average RPI Win: 126 | | WON-LOST RECORD | | WINNING PCT. RANK | | LAST 10 GAMES | | STRENGTH OF SCHEDULE | | OPP. STRENGTH OF SCHEDULE | | TEAM RPI | | ADJ RPI | | CONF. RPI | | ADJ CONF. RPI | | | | | |
|----------------------|---|-----------------|--|-------------------|---|----------------|---|----------------------|--|---------------------------|---|----------|---|---------------|--|-----------|---|---------------|--------------------|-----|--|--|--|
| DIV. I ONLY | | 9-5-4 | | .61111 96 | | 6-2-2 | | 38 | | 53 | | 40 | | .58743 43 | | 6 | | 6 | | | | | |
| DIV. I NON-CONF. | | 3-4-2 | | .44444 196 | | 0-1-0 | | 36 | | 25 | | 86 | | .55022 85 | | 6 | | 6 | | | | | |
| TOTALS | | RPI 1-25 | | RPI 26-50 | | W-L RECORDS | | RPI 51-100 | | RPI 101-150 | | RPI 150+ | | | | | | | | | | | |
| 9-5-4 | | 0-2-1 | | 2-2-0 | | OVERALL | | 2-1-2 | | 1-0-0 | | 4-0-1 | | | | | | | | | | | |
| 5-2-1 | | 0-1-0 | | 1-0-0 | | HOME | | 2-1-0 | | 1-0-0 | | 1-0-1 | | | | | | | | | | | |
| 4-1-3 | | 0-0-1 | | 1-1-0 | | AWAY | | 0-0-2 | | 0-0-0 | | 3-0-0 | | | | | | | | | | | |
| 0-2-0 | | 0-1-0 | | 0-1-0 | | NEUTRAL | | 0-0-0 | | 0-0-0 | | 0-0-0 | | | | | | | | | | | |
| 3-4-2 | | 0-1-0 | | 1-2-0 | | NON-CONFERENCE | | 0-1-1 | | 0-0-0 | | 2-0-1 | | | | | | | | | | | |
| 1-1-1 | | 0-0-0 | | 0-0-0 | | HOME | | 0-1-0 | | 0-0-0 | | 1-0-1 | | | | | | | | | | | |
| 2-1-1 | | 0-0-0 | | 1-0- | | AWAY | | 0-0-1 | | 0-0-0 | | 1-0-0 | | | | | | | | | | | |
| 0-2-0 | | 0-1-0 | | 0-1-0 | | NEUTRAL | | 0-0-0 | | 0-0-0 | | 0-0-0 | | | | | | | | | | | |
| 6-1-2 | | 0-1-1 | | 1-0-0 | | CONFERENCE | | 2-0-1 | | 1-0-0 | | 2-0-0 | | | | | | | | | | | |
| 4-1-0 | | 0-1-0 | | 1-0-0 | | HOME | | 2-0-0 | | 1-0-0 | | 0-0-0 | | | | | | | | | | | |
| 2-0-2 | | 0-0-1 | | 0-0-0 | | AWAY | | 0-0-1 | | 0-0-0 | | 2-0-0 | | | | | | | | | | | |
| 0-0-0 | | 0-0-0 | | 0-0-0 | | NEUTRAL | | 0-0-0 | | 0-0-0 | | 0-0-0 | | | | | | | | | | | |
| RPI | S | Opponent | | Score | | RPI | S | Opponent | | Score | | RPI | S | Opponent | | Score | | | | | | | |
| 10 | N | Texas Tech | | 0 | 1 | 27 | N | Auburn | | 0 | 3 | 52 | A | Ole Miss | | 1 | 1 | 108 | H Cincinnati | 3 1 | | | |
| 16 | H | UCF | | 1 | 2 | 28 | H | South Fla. | | 1 | 0 | 78 | H | Tulsa | | 1 | 0 | 164 | H Lipscomb | 0 0 | | | |
| 25 | A | UConn | | 2 | 2 | 32 | A | Oklahoma St. | | 0 | 1 | 86 | H | Vanderbilt | | 1 | 2 | 174 | A Kennesaw St. | 4 0 | | | |
| | | | | | | 49 | A | Alabama | | 2 | 1 | 87 | H | East Carolina | | 2 | 0 | 186 | H Southeastern La. | 3 1 | | | |
| | | | | | | | | | | | | 98 | A | Temple | | 1 | 1 | 202 | A SMU | 4 1 | | | |
| | | | | | | | | | | | | | | | | | | 222 | A Houston | 3 1 | | | |
| | | | | | | LAST 10 GAMES | | | | | | | | | | | | | | | | | |
| | | | | | | 202 | A | SMU | | 4 | 1 | 98 | A | Temple | | 1 | 1 | | | | | | |
| | | | | | | 222 | A | Houston | | 3 | 1 | 25 | A | UConn | | 2 | 2 | | | | | | |
| | | | | | | 78 | H | Tulsa | | 1 | 0 | 28 | H | South Fla. | | 1 | 0 | | | | | | |
| | | | | | | 87 | H | East Carolina | | 2 | 0 | 16 | H | UCF | | 1 | 2 | | | | | | |
| | | | | | | 108 | H | Cincinnati | | 3 | 1 | 10 | N | Texas Tech | | 0 | 1 | | | | | | |

Non-Div. I Games:

Memphis

| | | | | | | | | | | | | |
|-------------------|----------|----------------|-----------|----------------|-------------|---------------|-------|-------------|--------|---------------------|-------|---|
| Average RPI Win: | 163 | WON-LOST | WINNING | LAST 10 | STRENGTH OF | OPP. STRENGTH | TEAM | ADJ | CONF. | ADJ CONF. | | |
| Average RPI Loss: | 31 | RECORD | PCT. RANK | GAMES | SCHEDULE | OF SCHEDULE | RPI | RPI | RPI | RPI | | |
| DIV. I ONLY | | 8-5-4 | .58824 | 107 | 3-5-2 | 32 | 38 | 43 | .58579 | 44 | 1 | 1 |
| DIV. I NON-CONF. | | 7-0-2 | .88889 | 14 | 2-0-0 | 83 | 144 | 24 | .62622 | 25 | 2 | 2 |
| <hr/> | | | | | | | | | | | | |
| TOTALS | RPI 1-25 | RPI 26-50 | | W-L RECORDS | | RPI 51-100 | | RPI 101-150 | | RPI 150+ | | |
| 8-5-4 | 0-3-2 | 1-0-0 | | OVERALL | | 0-2-1 | | 3-0-1 | | 4-0-0 | | |
| 4-2-2 | 0-2-1 | 1-0-0 | | HOME | | 0-0-0 | | 2-0-1 | | 1-0-0 | | |
| 4-3-2 | 0-1-1 | 0-0-0 | | AWAY | | 0-2-1 | | 1-0-0 | | 3-0-0 | | |
| 0-0-0 | 0-0-0 | 0-0-0 | | NEUTRAL | | 0-0-0 | | 0-0-0 | | 0-0-0 | | |
| 7-0-2 | 0-0-0 | 1-0-0 | | NON-CONFERENCE | | 0-0-1 | | 3-0-1 | | 3-0-0 | | |
| 4-0-1 | 0-0-0 | 1-0-0 | | HOME | | 0-0-0 | | 2-0-1 | | 1-0-0 | | |
| 3-0-1 | 0-0-0 | 0-0- | | AWAY | | 0-0-1 | | 1-0-0 | | 2-0-0 | | |
| 0-0-0 | 0-0-0 | 0-0-0 | | NEUTRAL | | 0-0-0 | | 0-0-0 | | 0-0-0 | | |
| 1-5-2 | 0-3-2 | 0-0-0 | | CONFERENCE | | 0-2-0 | | 0-0-0 | | 1-0-0 | | |
| 0-2-1 | 0-2-1 | 0-0-0 | | HOME | | 0-0-0 | | 0-0-0 | | 0-0-0 | | |
| 1-3-1 | 0-1-1 | 0-0-0 | | AWAY | | 0-2-0 | | 0-0-0 | | 1-0-0 | | |
| 0-0-0 | 0-0-0 | 0-0-0 | | NEUTRAL | | 0-0-0 | | 0-0-0 | | 0-0-0 | | |
| RPI | S | Opponent | Score | RPI | S | Opponent | Score | RPI | S | Opponent | Score | |
| 1 | H | Stanford | 1 1 | 31 | H | BYU | 1 0 | 58 | A | Oklahoma | 1 1 | |
| 2 | A | UCLA | 0 1 | | | | | 61 | A | Southern California | 0 2 | |
| 13 | H | Washington | 0 1 | | | | | 63 | A | Oregon | 0 1 | |
| 14 | H | Washington St. | 2 4 | | | | | | | | | |
| 19 | A | California | 2 2 | | | | | | | | | |
| | | | | | | | | | | | | |
| | | | | | | | | | | | | |
| | | | | | | | | | | | | |
| | | | | | | | | | | | | |
| | | | | | | | | | | | | |
| | | | | | | | | | | | | |
| | | | | | | | | | | | | |
| | | | | | | | | | | | | |
| | | | | | | | | | | | | |
| | | | | | | | | | | | | |
| | | | | | | | | | | | | |
| | | | | | | | | | | | | |
| | | | | | | | | | | | | |
| | | | | | | | | | | | | |
| | | | | | | | | | | | | |
| | | | | | | | | | | | | |
| | | | | | | | | | | | | |
| | | | | | | | | | | | | |
| | | | | | | | | | | | | |
| | | | | | | | | | | | | |
| | | | | | | | | | | | | |
| | | | | | | | | | | | | |
| | | | | | | | | | | | | |
| | | | | | | | | | | | | |
| | | | | | | | | | | | | |
| | | | | | | | | | | | | |
| | | | | | | | | | | | | |
| | | | | | | | | | | | | |
| | | | | | | | | | | | | |
| | | | | | | | | | | | | |
| | | | | | | | | | | | | |
| | | | | | | | | | | | | |
| | | | | | | | | | | | | |
| | | | | | | | | | | | | |
| | | | | | | | | | | | | |
| | | | | | | | | | | | | |
| | | | | | | | | | | | | |
| | | | | | | | | | | | | |
| | | | | | | | | | | | | |
| | | | | | | | | | | | | |
| | | | | | | | | | | | | |
| | | | | | | | | | | | | |
| | | | | | | | | | | | | |
| | | | | | | | | | | | | |
| | | | | | | | | | | | | |
| | | | | | | | | | | | | |
| | | | | | | | | | | | | |
| | | | | | | | | | | | | |
| | | | | | | | | | | | | |
| | | | | | | | | | | | | |
| | | | | | | | | | | | | |
| | | | | | | | | | | | | |
| | | | | | | | | | | | | |
| | | | | | | | | | | | | |
| | | | | | | | | | | | | |
| | | | | | | | | | | | | |
| | | | | | | | | | | | | |
| | | | | | | | | | | | | |
| | | | | | | | | | | | | |
| | | | | | | | | | | | | |
| | | | | | | | | | | | | |
| | | | | | | | | | | | | |
| | | | | | | | | | | | | |
| | | | | | | | | | | | | |
| | | | | | | | | | | | | |
| | | | | | | | | | | | | |
| | | | | | | | | | | | | |
| | | | | | | | | | | | | |
| | | | | | | | | | | | | |
| | | | | | | | | | | | | |
| | | | | | | | | | | | | |
| | | | | | | | | | | | | |
| | | | | </ | | | | | | | | |

Non-Div. I Games:

Utah

| | | | | | | | | | | | | | | | | | |
|--------------------|---|------------|-----------------|-----------|-------------------|----------------|----------------------|--------------------|---------------------------|-------------|---------|-----------|---------------|---------------|----|-------|---|
| Average RPI Win: | | 168 | WON-LOST RECORD | | WINNING PCT. RANK | LAST 10 GAMES | STRENGTH OF SCHEDULE | | OPP. STRENGTH OF SCHEDULE | TEAM RPI | ADJ RPI | CONF. RPI | ADJ CONF. RPI | | | | |
| Average RPI Loss: | | 99 | | | | | | | | | | | | | | | |
| DIV. I ONLY | | 14-3-1 | | | .80556 | 17 | 9-1-0 | | 167 | 102 | 51 | .58401 | 45 | 17 | 17 | | |
| DIV. I NON-CONF. | | 5-2-1 | | | .6875 | 69 | 0-0-0 | | 95 | 31 | 51 | .58465 | 51 | 15 | 15 | | |
| TOTALS | | RPI 1-25 | | RPI 26-50 | | W-L RECORDS | | RPI 51-100 | | RPI 101-150 | | RPI 150+ | | | | | |
| 14-3-1 | | 1-0-0 | | 1-0-0 | | OVERALL | | 2-2-0 | | 3-0-0 | | 7-1-1 | | | | | |
| 7-2-1 | | 0-0-0 | | 1-0-0 | | HOME | | 1-1-0 | | 2-0-0 | | 3-1-1 | | | | | |
| 6-1-0 | | 0-0-0 | | 0-0-0 | | AWAY | | 1-1-0 | | 1-0-0 | | 4-0-0 | | | | | |
| 1-0-0 | | 1-0-0 | | 0-0-0 | | NEUTRAL | | 0-0-0 | | 0-0-0 | | 0-0-0 | | | | | |
| 5-2-1 | | 1-0-0 | | 1-0-0 | | NON-CONFERENCE | | 1-2-0 | | 0-0-0 | | 2-0-1 | | | | | |
| 3-1-1 | | 0-0-0 | | 1-0-0 | | HOME | | 0-1-0 | | 0-0-0 | | 2-0-1 | | | | | |
| 1-1-0 | | 0-0-0 | | 0-0- | | AWAY | | 1-1-0 | | 0-0-0 | | 0-0-0 | | | | | |
| 1-0-0 | | 1-0-0 | | 0-0-0 | | NEUTRAL | | 0-0-0 | | 0-0-0 | | 0-0-0 | | | | | |
| 9-1-0 | | 0-0-0 | | 0-0-0 | | CONFERENCE | | 1-0-0 | | 3-0-0 | | 5-1-0 | | | | | |
| 4-1-0 | | 0-0-0 | | 0-0-0 | | HOME | | 1-0-0 | | 2-0-0 | | 1-1-0 | | | | | |
| 5-0-0 | | 0-0-0 | | 0-0-0 | | AWAY | | 0-0-0 | | 1-0-0 | | 4-0-0 | | | | | |
| 0-0-0 | | 0-0-0 | | 0-0-0 | | NEUTRAL | | 0-0-0 | | 0-0-0 | | 0-0-0 | | | | | |
| RPI | S | Opponent | | Score | | RPI | S | Opponent | | Score | | RPI | S | Opponent | | Score | |
| 13 | N | Washington | | 2 | 1 | 33 | H | Michigan | | 3 | 0 | 54 | A | San Diego | | 0 | 2 |
| | | | | | | | | | | | | 72 | H | Michigan St. | | 1 | 3 |
| | | | | | | | | | | | | 94 | H | Colorado Col. | | 3 | 0 |
| | | | | | | | | | | | | 100 | A | Portland | | 2 | 1 |
| | | | | | | | | | | | | 123 | H | Wyoming | | 5 | 2 |
| | | | | | | | | | | | | 136 | H | Utah St. | | 2 | 1 |
| | | | | | | | | | | | | 137 | A | UNLV | | 3 | 0 |
| | | | | | | | | | | | | 151 | H | UC Riverside | | 2 | 2 |
| | | | | | | | | | | | | 172 | H | Boise St. | | 0 | 2 |
| | | | | | | | | | | | | 209 | H | Idaho St. | | 3 | 0 |
| | | | | | | | | | | | | 218 | A | San Jose St. | | 1 | 0 |
| | | | | | | | | | | | | 223 | H | Air Force | | 3 | 2 |
| | | | | | | | | | | | | 255 | H | UC Davis | | 2 | 0 |
| | | | | | | | | | | | | 260 | A | Nevada | | 5 | 1 |
| | | | | | | | | | | | | 272 | A | Colorado St. | | 1 | 0 |
| | | | | | | | | | | | | 279 | A | Fresno St. | | 4 | 2 |
| LAST 10 GAMES | | | | | | | | | | | | | | | | | |
| 272 A Colorado St. | | | | | | 1 | 0 | 260 A Nevada | | | | | | 5 | 1 | | |
| 123 H Wyoming | | | | | | 5 | 2 | 223 H Air Force | | | | | | 3 | 2 | | |
| 172 H Boise St. | | | | | | 0 | 2 | 94 H Colorado Col. | | | | | | 3 | 0 | | |
| 136 H Utah St. | | | | | | 2 | 1 | 279 A Fresno St. | | | | | | 4 | 2 | | |
| 137 A UNLV | | | | | | 3 | 0 | 218 A San Jose St. | | | | | | 1 | 0 | | |

Non-Div. I Games:

San Diego St.

| | | | | | | | | | | | | |
|-------------------|----------|----------------|-----------|----------------|-------------|---------------|-------|-------------|--------|-------------|-------|---|
| Average RPI Win: | 148 | WON-LOST | WINNING | LAST 10 | STRENGTH OF | OPP. STRENGTH | TEAM | ADJ | CONF. | ADJ CONF. | | |
| Average RPI Loss: | 21 | RECORD | PCT. RANK | GAMES | SCHEDULE | OF SCHEDULE | RPI | RPI | RPI | RPI | | |
| DIV. I ONLY | | 8-6-3 | .55882 | 124 | 4-3-3 | 22 | 29 | 46 | .58248 | 46 | 2 | 2 |
| DIV. I NON-CONF. | | 7-3-0 | .7 | 64 | 3-0-0 | 75 | 55 | 49 | .58847 | 50 | 3 | 3 |
| <hr/> | | | | | | | | | | | | |
| TOTALS | RPI 1-25 | RPI 26-50 | | W-L RECORDS | | RPI 51-100 | | RPI 101-150 | | RPI 150+ | | |
| 8-6-3 | 0-4-1 | 1-2-0 | | OVERALL | | 1-0-2 | | 2-0-0 | | 4-0-0 | | |
| 4-4-1 | 0-3-1 | 1-1-0 | | HOME | | 0-0-0 | | 1-0-0 | | 2-0-0 | | |
| 4-2-2 | 0-1-0 | 0-1-0 | | AWAY | | 1-0-2 | | 1-0-0 | | 2-0-0 | | |
| 0-0-0 | 0-0-0 | 0-0-0 | | NEUTRAL | | 0-0-0 | | 0-0-0 | | 0-0-0 | | |
| 7-3-0 | 0-2-0 | 0-1-0 | | NON-CONFERENCE | | 1-0-0 | | 2-0-0 | | 4-0-0 | | |
| 3-2-0 | 0-1-0 | 0-1-0 | | HOME | | 0-0-0 | | 1-0-0 | | 2-0-0 | | |
| 4-1-0 | 0-1-0 | 0-0- | | AWAY | | 1-0-0 | | 1-0-0 | | 2-0-0 | | |
| 0-0-0 | 0-0-0 | 0-0-0 | | NEUTRAL | | 0-0-0 | | 0-0-0 | | 0-0-0 | | |
| 1-3-3 | 0-2-1 | 1-1-0 | | CONFERENCE | | 0-0-2 | | 0-0-0 | | 0-0-0 | | |
| 1-2-1 | 0-2-1 | 1-0-0 | | HOME | | 0-0-0 | | 0-0-0 | | 0-0-0 | | |
| 0-1-2 | 0-0-0 | 0-1-0 | | AWAY | | 0-0-2 | | 0-0-0 | | 0-0-0 | | |
| 0-0-0 | 0-0-0 | 0-0-0 | | NEUTRAL | | 0-0-0 | | 0-0-0 | | 0-0-0 | | |
| RPI | S | Opponent | Score | RPI | S | Opponent | Score | RPI | S | Opponent | Score | |
| 6 | H | West Virginia | 0 0 | 30 | H | Texas | 3 1 | 58 | A | Oklahoma | 1 1 | |
| 10 | H | Texas Tech | 0 1 | 32 | A | Oklahoma St. | 0 1 | 70 | A | North Texas | 1 0 | |
| 14 | A | Washington St. | 0 3 | 34 | H | Missouri | 1 2 | 76 | A | Baylor | 1 1 | |
| 16 | H | UCF | 0 2 | | | | | | | | | |
| 17 | H | Kansas | 0 2 | | | | | | | | | |
| | | | | | | | | | | | | |
| | | | | | | | | | | | | |
| | | | | | | | | | | | | |
| | | | | | | | | | | | | |
| | | | | | | | | | | | | |
| | | | | | | | | | | | | |
| | | | | | | | | | | | | |
| | | | | | | | | | | | | |
| | | | | | | | | | | | | |
| | | | | | | | | | | | | |
| | | | | | | | | | | | | |
| | | | | | | | | | | | | |
| | | | | | | | | | | | | |
| | | | | | | | | | | | | |
| | | | | | | | | | | | | |
| | | | | | | | | | | | | |
| | | | | | | | | | | | | |
| | | | | | | | | | | | | |
| | | | | | | | | | | | | |
| | | | | | | | | | | | | |
| | | | | | | | | | | | | |
| | | | | | | | | | | | | |
| | | | | | | | | | | | | |
| | | | | | | | | | | | | |
| | | | | | | | | | | | | |
| | | | | | | | | | | | | |
| | | | | | | | | | | | | |
| | | | | | | | | | | | | |
| | | | | | | | | | | | | |
| | | | | | | | | | | | | |
| | | | | | | | | | | | | |
| | | | | | | | | | | | | |
| | | | | | | | | | | | | |
| | | | | | | | | | | | | |
| | | | | | | | | | | | | |
| | | | | | | | | | | | | |
| | | | | | | | | | | | | |
| | | | | | | | | | | | | |
| | | | | | | | | | | | | |
| | | | | | | | | | | | | |
| | | | | | | | | | | | | |
| | | | | | | | | | | | | |
| | | | | | | | | | | | | |
| | | | | | | | | | | | | |
| | | | | | | | | | | | | |
| | | | | | | | | | | | | |
| | | | | | | | | | | | | |
| | | | | | | | | | | | | |
| | | | | | | | | | | | | |
| | | | | | | | | | | | | |
| | | | | | | | | | | | | |
| | | | | | | | | | | | | |
| | | | | | | | | | | | | |
| | | | | | | | | | | | | |
| | | | | | | | | | | | | |
| | | | | | | | | | | | | |
| | | | | | | | | | | | | |
| | | | | | | | | | | | | |
| | | | | | | | | | | | | |
| | | | | | | | | | | | | |
| | | | | | | | | | | | | |
| | | | | | | | | | | | | |
| | | | | | | | | | | | | |
| | | | | | | | | | | | | |
| | | | | | | | | | | | | |
| | | | | | | | | | | | | |
| | | | | | | | | | | | | |
| | | | | | | | | | | | | |
| | | | | | | | | | | | | |
| | | | | | | | | | | | | |
| | | | | | | | | | | | | |
| | | | | | | | | | | | | |
| | | | | | | | | | | | | |
| | | | | | | | | | | | | |
| | | | | | | | | | | | | |
| | | | | | | | | | | | | |
| | | | | | | | | | | | | |
| | | | | | | | | | | | | |
| | | | | | | | | | | | | |
| | | | | | | | | | | | | |
| | | | | | | | | | | | | |
| | | | | | | | | | | | | |
| | | | | | | | | | | | | |

Non-Div. I Games:

TCU

| Average RPI Win: 174 | | WON-LOST | WINNING | LAST 10 | STRENGTH OF | | OPP. STRENGTH | TEAM | ADJ | | CONF. | ADJ CONF. | |
|-----------------------|---------------|----------|-----------|----------------|---------------|-------|----------------|-------|-----------------|--------|----------|-----------|----|
| Average RPI Loss: 103 | | RECORD | PCT. RANK | GAMES | SCHEDULE | | OF SCHEDULE | RPI | RPI | | RPI | RPI | |
| DIV. I ONLY | | 12-2-3 | .79412 | 21 | 8-0-2 | | 117 | 151 | 45 | .58235 | 47 | 16 | 16 |
| DIV. I NON-CONF. | | 4-2-1 | .64286 | 91 | 0-0-0 | | 161 | 133 | 96 | .54094 | 97 | 16 | 16 |
| TOTALS | | RPI 1-25 | RPI 26-50 | | W-L RECORDS | | RPI 51-100 | | RPI 101-150 | | RPI 150+ | | |
| 12-2-3 | 0-1-0 | 0-0-0 | | OVERALL | | 2-0-0 | | 3-0-1 | | 7-1-2 | | | |
| 7-0-1 | 0-0-0 | 0-0-0 | | HOME | | 1-0-0 | | 3-0-1 | | 3-0-0 | | | |
| 5-2-2 | 0-1-0 | 0-0-0 | | AWAY | | 1-0-0 | | 0-0-0 | | 4-1-2 | | | |
| 0-0-0 | 0-0-0 | 0-0-0 | | NEUTRAL | | 0-0-0 | | 0-0-0 | | 0-0-0 | | | |
| 4-2-1 | 0-1-0 | 0-0-0 | | NON-CONFERENCE | | 1-0-0 | | 1-0-0 | | 2-1-1 | | | |
| 3-0-0 | 0-0-0 | 0-0-0 | | HOME | | 0-0-0 | | 1-0-0 | | 2-0-0 | | | |
| 1-2-1 | 0-1-0 | 0-0- | | AWAY | | 1-0-0 | | 0-0-0 | | 0-1-1 | | | |
| 0-0-0 | 0-0-0 | 0-0-0 | | NEUTRAL | | 0-0-0 | | 0-0-0 | | 0-0-0 | | | |
| 8-0-2 | 0-0-0 | 0-0-0 | | CONFERENCE | | 1-0-0 | | 2-0-1 | | 5-0-1 | | | |
| 4-0-1 | 0-0-0 | 0-0-0 | | HOME | | 1-0-0 | | 2-0-1 | | 1-0-0 | | | |
| 4-0-1 | 0-0-0 | 0-0-0 | | AWAY | | 0-0-0 | | 0-0-0 | | 4-0-1 | | | |
| 0-0-0 | 0-0-0 | 0-0-0 | | NEUTRAL | | 0-0-0 | | 0-0-0 | | 0-0-0 | | | |
| RPI S | Opponent | Score | | RPI S | Opponent | Score | | RPI S | Opponent | Score | | | |
| 20 A | Virginia Tech | 0 | 5 | | | 59 H | Miami (OH) 2 0 | 103 H | Drexel | 1 | 0 | | |
| | | | | | | 99 A | Niagara 2 0 | 109 H | Ball St. | 2 | 1 | | |
| | | | | | | | | 111 H | Eastern Mich. | 2 | 0 | | |
| | | | | | | | | 150 H | Western Mich. | 1 | 1 | | |
| | | | | | | | | 162 A | Kent St. | 2 | 0 | | |
| | | | | | | | | 185 A | Cornell | 2 | 3 | | |
| | | | | | | | | 189 A | Toledo | 3 | 0 | | |
| | | | | | | | | 201 A | Central Mich. | 1 | 0 | | |
| | | | | | | | | 217 A | Duquesne | 0 | 0 | | |
| | | | | | | | | 225 A | Northern Ill. | 0 | 0 | | |
| | | | | | | | | 231 H | St. Bonaventure | 1 | 0 | | |
| | | | | | | | | 253 A | Ohio | 1 | 0 | | |
| | | | | | | | | 259 H | Bowling Green | 3 | 1 | | |
| | | | | | | | | 306 H | Canisius | 2 | 0 | | |
| | | | | LAST 10 GAMES | | | | | | | | | |
| | | | | 59 H | Miami (OH) | 2 | 0 | 225 A | Northern Ill. | 0 | 0 | | |
| | | | | 109 H | Ball St. | 2 | 1 | 111 H | Eastern Mich. | 2 | 0 | | |
| | | | | 189 A | Toledo | 3 | 0 | 259 H | Bowling Green | 3 | 1 | | |
| | | | | 201 A | Central Mich. | 1 | 0 | 253 A | Ohio | 1 | 0 | | |
| | | | | 150 H | Western Mich. | 1 | 1 | 162 A | Kent St. | 2 | 0 | | |

Non-Div. I Games:

Buffalo

| Average RPI Win: 155 | | WON-LOST RECORD | | WINNING PCT. RANK | | LAST 10 GAMES | | STRENGTH OF SCHEDULE | | OPP. STRENGTH OF SCHEDULE | | TEAM RPI | | ADJ RPI | | CONF. RPI | | ADJ CONF. RPI | |
|----------------------|---------------|-----------------|---|-------------------|--------------------|----------------|---|----------------------|----------------|---------------------------|---|----------|--------------------|-----------|---|-----------|--|---------------|--|
| Average RPI Loss: 57 | | 11-6-1 | | .63889 80 | | 7-2-1 | | 43 | | 112 | | 49 | | .5818 48 | | 10 | | 10 | |
| DIV. I ONLY | | 5-4-0 | | .55556 139 | | 1-0-0 | | 10 | | 96 | | 40 | | .59598 42 | | 8 | | 8 | |
| DIV. I NON-CONF. | | | | | | | | | | | | | | | | | | | |
| TOTALS | | RPI 1-25 | | RPI 26-50 | | W-L RECORDS | | RPI 51-100 | | RPI 101-150 | | RPI 150+ | | | | | | | |
| 11-6-1 | | 0-3-0 | | 0-0-0 | | OVERALL | | 2-2-0 | | 4-1-0 | | 5-0-1 | | | | | | | |
| 6-2-0 | | 0-0-0 | | 0-0-0 | | HOME | | 1-1-0 | | 3-1-0 | | 2-0-0 | | | | | | | |
| 3-4-1 | | 0-3-0 | | 0-0-0 | | AWAY | | 0-1-0 | | 1-0-0 | | 2-0-1 | | | | | | | |
| 2-0-0 | | 0-0-0 | | 0-0-0 | | NEUTRAL | | 1-0-0 | | 0-0-0 | | 1-0-0 | | | | | | | |
| 5-4-0 | | 0-3-0 | | 0-0-0 | | NON-CONFERENCE | | 1-0-0 | | 2-1-0 | | 2-0-0 | | | | | | | |
| 2-1-0 | | 0-0-0 | | 0-0-0 | | HOME | | 0-0-0 | | 1-1-0 | | 1-0-0 | | | | | | | |
| 1-3-0 | | 0-3-0 | | 0-0- | | AWAY | | 0-0-0 | | 1-0-0 | | 0-0-0 | | | | | | | |
| 2-0-0 | | 0-0-0 | | 0-0-0 | | NEUTRAL | | 1-0-0 | | 0-0-0 | | 1-0-0 | | | | | | | |
| 6-2-1 | | 0-0-0 | | 0-0-0 | | CONFERENCE | | 1-2-0 | | 2-0-0 | | 3-0-1 | | | | | | | |
| 4-1-0 | | 0-0-0 | | 0-0-0 | | HOME | | 1-1-0 | | 2-0-0 | | 1-0-0 | | | | | | | |
| 2-1-1 | | 0-0-0 | | 0-0-0 | | AWAY | | 0-1-0 | | 0-0-0 | | 2-0-1 | | | | | | | |
| 0-0-0 | | 0-0-0 | | 0-0-0 | | NEUTRAL | | 0-0-0 | | 0-0-0 | | 0-0-0 | | | | | | | |
| RPI S | Opponent | Score | | RPI S | Opponent | Score | | RPI S | Opponent | Score | | RPI S | Opponent | Score | | | | | |
| 6 A | West Virginia | 0 | 4 | | | | | 57 N | Duke | 2 | 1 | 103 H | Drexel | 2 | 1 | | | | |
| 8 A | Virginia | 1 | 3 | | | | | 62 H | Northeastern | 1 | 0 | 113 A | Monmouth | 4 | 1 | | | | |
| 25 A | UConn | 0 | 1 | | | | | 79 H | James Madison | 1 | 3 | 117 H | Bucknell | 4 | 2 | | | | |
| | | | | | | | | 91 A | William & Mary | 0 | 4 | 130 H | Yale | 1 | 2 | | | | |
| | | | | | | | | | | | | 147 H | Towson | 1 | 0 | | | | |
| | | | | | | | | | | | | 173 H | Saint Joseph's | 5 | 0 | | | | |
| | | | | | | | | | | | | 179 H | Delaware | 4 | 2 | | | | |
| | | | | | | | | | | | | 184 A | UNCW | 2 | 2 | | | | |
| | | | | | | | | | | | | 219 A | Elon | 4 | 1 | | | | |
| | | | | | | | | | | | | 254 A | Col. of Charleston | 5 | 0 | | | | |
| | | | | | | | | | | | | 282 N | Indiana St. | 9 | 1 | | | | |
| | | | | LAST 10 GAMES | | | | | | | | | | | | | | | |
| | | | | 179 H | Delaware | 4 | 2 | 147 H | Towson | 1 | 0 | | | | | | | | |
| | | | | 103 H | Drexel | 2 | 1 | 79 H | James Madison | 1 | 3 | | | | | | | | |
| | | | | 184 A | UNCW | 2 | 2 | 91 A | William & Mary | 0 | 4 | | | | | | | | |
| | | | | 254 A | Col. of Charleston | 5 | 0 | 219 A | Elon | 4 | 1 | | | | | | | | |
| | | | | 62 H | Northeastern | 1 | 0 | 113 A | Monmouth | 4 | 1 | | | | | | | | |

Non-Div. I Games:

Hofstra

| Average RPI Win: 148 | | WON-LOST RECORD | WINNING PCT. RANK | | LAST 10 GAMES | STRENGTH OF SCHEDULE | OPP. STRENGTH OF SCHEDULE | TEAM RPI | ADJ RPI | CONF. RPI | ADJ CONF. RPI | | | | | | |
|----------------------|---|--------------------|----------------------|-----------|------------------|-------------------------|------------------------------|-------------|------------|--------------|------------------|----------|---|------------|--|-------|---|
| Average RPI Loss: 28 | | | | | | | | | | | | | | | | | |
| DIV. I ONLY | | 10-5-3 | .63889 | 80 | 6-2-2 | 60 | 31 | 47 | .58042 | 49 | 3 | 3 | | | | | |
| DIV. I NON-CONF. | | 5-2-1 | .6875 | 69 | 1-0-0 | 121 | 132 | 69 | .56203 | 70 | 1 | 1 | | | | | |
| <hr/> | | | | | | | | | | | | | | | | | |
| TOTALS | | RPI 1-25 | | RPI 26-50 | | W-L RECORDS | | RPI 51-100 | | RPI 101-150 | | RPI 150+ | | | | | |
| 10-5-3 | | 0-2-1 | | 2-2-1 | | OVERALL | | 2-1-0 | | 1-0-1 | | 5-0-0 | | | | | |
| 5-4-2 | | 0-2-1 | | 1-1-1 | | HOME | | 0-1-0 | | 0-0-0 | | 4-0-0 | | | | | |
| 5-1-1 | | 0-0-0 | | 1-1-0 | | AWAY | | 2-0-0 | | 1-0-1 | | 1-0-0 | | | | | |
| 0-0-0 | | 0-0-0 | | 0-0-0 | | NEUTRAL | | 0-0-0 | | 0-0-0 | | 0-0-0 | | | | | |
| 5-2-1 | | 0-1-0 | | 0-1-0 | | NON-CONFERENCE | | 0-0-0 | | 0-0-1 | | 5-0-0 | | | | | |
| 4-2-0 | | 0-1-0 | | 0-1-0 | | HOME | | 0-0-0 | | 0-0-0 | | 4-0-0 | | | | | |
| 1-0-1 | | 0-0-0 | | 0-0- | | AWAY | | 0-0-0 | | 0-0-1 | | 1-0-0 | | | | | |
| 0-0-0 | | 0-0-0 | | 0-0-0 | | NEUTRAL | | 0-0-0 | | 0-0-0 | | 0-0-0 | | | | | |
| 5-3-2 | | 0-1-1 | | 2-1-1 | | CONFERENCE | | 2-1-0 | | 1-0-0 | | 0-0-0 | | | | | |
| 1-2-2 | | 0-1-1 | | 1-0-1 | | HOME | | 0-1-0 | | 0-0-0 | | 0-0-0 | | | | | |
| 4-1-0 | | 0-0-0 | | 1-1-0 | | AWAY | | 2-0-0 | | 1-0-0 | | 0-0-0 | | | | | |
| 0-0-0 | | 0-0-0 | | 0-0-0 | | NEUTRAL | | 0-0-0 | | 0-0-0 | | 0-0-0 | | | | | |
| RPI | S | Opponent | | Score | | RPI | S | Opponent | | Score | | RPI | S | Opponent | | Score | |
| 8 | H | Virginia | | 0 | 3 | 27 | A | Auburn | | 0 | 1 | 52 | H | Ole Miss | | 0 | 1 |
| 9 | H | Florida | | 1 | 2 | 34 | A | Missouri | | 1 | 0 | 60 | A | Tennessee | | 1 | 0 |
| 11 | H | South Carolina | | 1 | 1 | 36 | H | Arkansas | | 0 | 0 | 86 | A | Vanderbilt | | 1 | 0 |
| | | | | | | 38 | H | Georgia | | 2 | 0 | | | | | | |
| | | | | | | 43 | H | Memphis | | 1 | 2 | | | | | | |
| | | | | | | | | | | | | | | | | | |
| | | | | | | | | | | | | | | | | | |
| | | | | | | | | | | | | | | | | | |
| | | | | | | | | | | | | | | | | | |
| | | | | | | | | | | | | | | | | | |
| | | | | | | | | | | | | | | | | | |
| | | | | | | | | | | | | | | | | | |
| | | | | | | | | | | | | | | | | | |
| | | | | | | | | | | | | | | | | | |
| | | | | | | | | | | | | | | | | | |
| | | | | | | | | | | | | | | | | | |
| | | | | | | | | | | | | | | | | | |
| | | | | | | | | | | | | | | | | | |
| | | | | | | | | | | | | | | | | | |
| | | | | | | | | | | | | | | | | | |
| | | | | | | | | | | | | | | | | | |
| | | | | | | | | | | | | | | | | | |
| | | | | | | | | | | | | | | | | | |
| | | | | | | | | | | | | | | | | | |
| | | | | | | | | | | | | | | | | | |
| | | | | | | | | | | | | | | | | | |
| | | | | | | | | | | | | | | | | | |
| | | | | | | | | | | | | | | | | | |
| | | | | | | | | | | | | | | | | | |
| | | | | | | | | | | | | | | | | | |
| | | | | | | | | | | | | | | | | | |
| | | | | | | | | | | | | | | | | | |
| | | | | | | | | | | | | | | | | | |
| | | | | | | | | | | | | | | | | | |
| | | | | | | | | | | | | | | | | | |
| | | | | | | | | | | | | | | | | | |
| | | | | | | | | | | | | | | | | | |
| | | | | | | | | | | | | | | | | | |
| | | | | | | | | | | | | | | | | | |
| | | | | | | | | | | | | | | | | | |
| | | | | | | | | | | | | | | | | | |
| | | | | | | | | | | | | | | | | | |
| | | | | | | | | | | | | | | | | | |
| | | | | | | | | | | | | | | | | | |
| | | | | | | | | | | | | | | | | | |
| | | | | | | | | | | | | | | | | | |
| | | | | | | | | | | | | | | | | | |
| | | | | | | | | | | | | | | | | | |
| | | | | | | | | | | | | | | | | | |
| | | | | | | | | | | | | | | | | | |
| | | | | | | | | | | | | | | | | | |
| | | | | | | | | | | | | | | | | | |

Non-Div. I Games:

Alabama

Non-Div. I Games:

Minnesota

| Average RPI Win: | 179 | WON-LOST RECORD | WINNING PCT. RANK | LAST 10 GAMES | STRENGTH OF SCHEDULE | OPP. STRENGTH OF SCHEDULE | TEAM RPI | ADJ RPI | CONF. RPI | ADJ CONF. RPI | |
|-------------------|----------|------------------|-------------------|----------------|----------------------|---------------------------|-------------|---------|-----------|---------------------|-------|
| Average RPI Loss: | 36 | | | | | | | | | | |
| DIV. I ONLY | 10-6-1 | .61765 | 91 | 5-4-1 | 46 | 56 | 50 | .58006 | 51 | 1 | 1 |
| DIV. I NON-CONF. | 7-2-0 | .77778 | 39 | 2-0-0 | 158 | 182 | 61 | .57089 | 61 | 2 | 2 |
| <hr/> | | | | | | | | | | | |
| TOTALS | RPI 1-25 | RPI 26-50 | | W-L RECORDS | RPI 51-100 | | RPI 101-150 | | RPI 150+ | | |
| 10-6-1 | 0-5-1 | 0-0-0 | | OVERALL | 2-0-0 | | 2-0-0 | | 6-1-0 | | |
| 6-3-1 | 0-3-1 | 0-0-0 | | HOME | 0-0-0 | | 1-0-0 | | 5-0-0 | | |
| 4-2-0 | 0-2-0 | 0-0-0 | | AWAY | 2-0-0 | | 1-0-0 | | 1-0-0 | | |
| 0-1-0 | 0-0-0 | 0-0-0 | | NEUTRAL | 0-0-0 | | 0-0-0 | | 0-1-0 | | |
| 7-2-0 | 0-1-0 | 0-0-0 | | NON-CONFERENCE | 0-0-0 | | 2-0-0 | | 5-1-0 | | |
| 6-1-0 | 0-1-0 | 0-0-0 | | HOME | 0-0-0 | | 1-0-0 | | 5-0-0 | | |
| 1-0-0 | 0-0-0 | 0-0- | | AWAY | 0-0-0 | | 1-0-0 | | 0-0-0 | | |
| 0-1-0 | 0-0-0 | 0-0-0 | | NEUTRAL | 0-0-0 | | 0-0-0 | | 0-1-0 | | |
| 3-4-1 | 0-4-1 | 0-0-0 | | CONFERENCE | 2-0-0 | | 0-0-0 | | 1-0-0 | | |
| 0-2-1 | 0-2-1 | 0-0-0 | | HOME | 0-0-0 | | 0-0-0 | | 0-0-0 | | |
| 3-2-0 | 0-2-0 | 0-0-0 | | AWAY | 2-0-0 | | 0-0-0 | | 1-0-0 | | |
| 0-0-0 | 0-0-0 | 0-0-0 | | NEUTRAL | 0-0-0 | | 0-0-0 | | 0-0-0 | | |
| RPI | S | Opponent | Score | RPI | S | Opponent | Score | RPI | S | Opponent | Score |
| 1 | A | Stanford | 0 3 | | | | | 61 | A | Southern California | 1 0 |
| 2 | A | UCLA | 0 1 | | | | | 63 | A | Oregon | 2 1 |
| 13 | H | Washington | 0 0 | | | | | 135 | H | San Francisco | 3 0 |
| 14 | H | Washington St. | 1 2 | | | | | 137 | A | UNLV | 3 0 |
| 17 | H | Kansas | 1 2 | | | | | 162 | N | Kent St. | 0 1 |
| 19 | H | California | 2 4 | | | | | 181 | H | Denver | 2 1 |
| | | | | | | | | 204 | H | Northern Colo. | 1 0 |
| | | | | | | | | 215 | A | Oregon St. | 1 0 |
| | | | | | | | | 230 | H | Detroit | 3 0 |
| | | | | | | | | 272 | H | Colorado St. | 2 0 |
| | | | | | | | | 289 | H | Bryant | 2 0 |
| <hr/> | | | | | | | | | | | |
| LAST 10 GAMES | | | | | | | | | | | |
| 13 | H | Washington | 0 0 | 2 | A | UCLA | 0 1 | | | | |
| 14 | H | Washington St. | 1 2 | 61 | A | Southern California | 1 0 | | | | |
| | | 1 A Stanford | 0 3 | 19 | H | California | 2 4 | | | | |
| | | 63 A Oregon | 2 1 | 135 | H | San Francisco | 3 0 | | | | |
| | | 215 A Oregon St. | 1 0 | 289 | H | Bryant | 2 0 | | | | |

Non-Div. I Games:

Colorado

| | | | | | | | | | | | | |
|------------------|----------|-----------------|-------------------|----------------|----------------------|---------------------------|----------|-------------|-----------|-----------------|-------|---|
| Average RPI Win: | 142 | WON-LOST RECORD | WINNING PCT. RANK | LAST 10 GAMES | STRENGTH OF SCHEDULE | OPP. STRENGTH OF SCHEDULE | TEAM RPI | ADJ RPI | CONF. RPI | ADJ CONF. RPI | | |
| DIV. I ONLY | | 8-5-5 | .58333 | 112 | 3-4-3 | 47 | 19 | 52 | .57929 | 52 | 3 | 3 |
| DIV. I NON-CONF. | | 5-2-1 | .6875 | 69 | 0-1-0 | 100 | 44 | 58 | .57915 | 57 | 1 | 1 |
| <hr/> | | | | | | | | | | | | |
| TOTALS | RPI 1-25 | RPI 26-50 | | W-L RECORDS | | RPI 51-100 | | RPI 101-150 | | RPI 150+ | | |
| 8-5-5 | 0-4-0 | 2-0-5 | | OVERALL | | 1-0-0 | | 1-1-0 | | 4-0-0 | | |
| 4-1-4 | 0-1-0 | 1-0-4 | | HOME | | 0-0-0 | | 1-0-0 | | 2-0-0 | | |
| 4-4-1 | 0-3-0 | 1-0-1 | | AWAY | | 1-0-0 | | 0-1-0 | | 2-0-0 | | |
| 0-0-0 | 0-0-0 | 0-0-0 | | NEUTRAL | | 0-0-0 | | 0-0-0 | | 0-0-0 | | |
| 5-2-1 | 0-1-0 | 1-0-1 | | NON-CONFERENCE | | 0-0-0 | | 1-1-0 | | 3-0-0 | | |
| 4-0-1 | 0-0-0 | 1-0-1 | | HOME | | 0-0-0 | | 1-0-0 | | 2-0-0 | | |
| 1-2-0 | 0-1-0 | 0-0- | | AWAY | | 0-0-0 | | 0-1-0 | | 1-0-0 | | |
| 0-0-0 | 0-0-0 | 0-0-0 | | NEUTRAL | | 0-0-0 | | 0-0-0 | | 0-0-0 | | |
| 3-3-4 | 0-3-0 | 1-0-4 | | CONFERENCE | | 1-0-0 | | 0-0-0 | | 1-0-0 | | |
| 0-1-3 | 0-1-0 | 0-0-3 | | HOME | | 0-0-0 | | 0-0-0 | | 0-0-0 | | |
| 3-2-1 | 0-2-0 | 1-0-1 | | AWAY | | 1-0-0 | | 0-0-0 | | 1-0-0 | | |
| 0-0-0 | 0-0-0 | 0-0-0 | | NEUTRAL | | 0-0-0 | | 0-0-0 | | 0-0-0 | | |
| RPI | S | Opponent | Score | RPI | S | Opponent | Score | RPI | S | Opponent | Score | |
| 4 | H | Texas A&M | 1 2 | 27 | A | Auburn | 2 2 | 86 | A | Vanderbilt | 2 1 | |
| 11 | A | South Carolina | 0 2 | 34 | H | Missouri | 3 3 | | | | | |
| 16 | A | UCF | 0 4 | 36 | H | Arkansas | 1 1 | | | | | |
| 22 | A | Kentucky | 0 3 | 38 | H | Georgia | 1 1 | | | | | |
| | | | | 43 | H | Memphis | 1 1 | | | | | |
| | | | | 49 | A | Alabama | 1 0 | | | | | |
| | | | | 50 | H | Minnesota | 3 2 | | | | | |
| <hr/> | | | | | | | | | | | | |
| LAST 10 GAMES | | | | | | | | | | | | |
| | | | | 86 | A | Vanderbilt | 2 1 | 27 | A | Auburn | 2 2 | |
| | | | | 34 | H | Missouri | 3 3 | 4 | H | Texas A&M | 1 2 | |
| | | | | 11 | A | South Carolina | 0 2 | 36 | H | Arkansas | 1 1 | |
| | | | | 22 | A | Kentucky | 0 3 | 16 | A | UCF | 0 4 | |
| | | | | 49 | A | Alabama | 1 0 | 232 | A | Mississippi St. | 1 0 | |

Non-Div. I Games:

Ole Miss

| Average RPI Win: 133 | | WON-LOST | WINNING | LAST 10 | STRENGTH OF | | OPP. STRENGTH | TEAM | ADJ | | CONF. | ADJ CONF. |
|----------------------|---------------|----------|-----------|----------------------|----------------|-------|----------------|-------|-------------|----------------------|----------|-----------|
| Average RPI Loss: 44 | | RECORD | PCT. RANK | GAMES | SCHEDULE | | OF SCHEDULE | RPI | RPI | | RPI | RPI |
| DIV. I ONLY | | 10-8-0 | .55556 | 127 | 36 | | 59 | 57 | .57817 | | 53 | 4 |
| DIV. I NON-CONF. | | 7-2-0 | .77778 | 39 | 12 | | 76 | 13 | .65495 | | 12 | 4 |
| TOTALS | | RPI 1-25 | RPI 26-50 | | W-L RECORDS | | RPI 51-100 | | RPI 101-150 | | RPI 150+ | |
| 10-8-0 | | 0-2-0 | 2-3-0 | | OVERALL | | 2-2-0 | | 2-1-0 | | 4-0-0 | |
| 4-2-0 | | 0-1-0 | 2-1-0 | | HOME | | 0-0-0 | | 0-0-0 | | 2-0-0 | |
| 6-5-0 | | 0-1-0 | 0-1-0 | | AWAY | | 2-2-0 | | 2-1-0 | | 2-0-0 | |
| 0-1-0 | | 0-0-0 | 0-1-0 | | NEUTRAL | | 0-0-0 | | 0-0-0 | | 0-0-0 | |
| 7-2-0 | | 0-0-0 | 2-2-0 | | NON-CONFERENCE | | 2-0-0 | | 1-0-0 | | 2-0-0 | |
| 2-1-0 | | 0-0-0 | 2-1-0 | | HOME | | 0-0-0 | | 0-0-0 | | 0-0-0 | |
| 5-1-0 | | 0-0-0 | 0-0- | | AWAY | | 2-0-0 | | 1-0-0 | | 2-0-0 | |
| 0-0-0 | | 0-0-0 | 0-0-0 | | NEUTRAL | | 0-0-0 | | 0-0-0 | | 0-0-0 | |
| 3-6-0 | | 0-2-0 | 0-1-0 | | CONFERENCE | | 0-2-0 | | 1-1-0 | | 2-0-0 | |
| 2-1-0 | | 0-1-0 | 0-0-0 | | HOME | | 0-0-0 | | 0-0-0 | | 2-0-0 | |
| 1-4-0 | | 0-1-0 | 0-0-0 | | AWAY | | 0-2-0 | | 1-1-0 | | 0-0-0 | |
| 0-1-0 | | 0-0-0 | 0-1-0 | | NEUTRAL | | 0-0-0 | | 0-0-0 | | 0-0-0 | |
| RPI S | Opponent | Score | RPI S | Opponent | Score | RPI S | Opponent | Score | RPI S | Opponent | Score | |
| 7 | H Florida St. | 0 2 | 26 | N Clemson | 0 1 | 55 | A Illinois St. | 4 1 | 101 | A Louisville | 1 0 | |
| 8 | A Virginia | 3 6 | 28 | H South Fla. | 2 3 | 57 | A Duke | 1 2 | 121 | A Syracuse | 0 3 | |
| | | | 29 | H Colgate | 3 1 | 62 | A Northeastern | 1 0 | 141 | A Jacksonville | 1 0 | |
| | | | 39 | A Boston U. | 1 2 | 66 | A Wake Forest | 3 4 | 178 | H Pittsburgh | 3 1 | |
| | | | 42 | H Harvard | 2 0 | | | | 214 | A Milwaukee | 2 0 | |
| | | | | | | | | | 239 | H North Carolina St. | 1 0 | |
| | | | | | | | | | 269 | A North Florida | 5 0 | |
| LAST 10 GAMES | | | | | | | | | | | | |
| | | | 57 | A Duke | 1 2 | 121 | A Syracuse | 0 3 | | | | |
| | | | 66 | A Wake Forest | 3 4 | 26 | N Clemson | 0 1 | | | | |
| | | | 239 | H North Carolina St. | 1 0 | 178 | H Pittsburgh | 3 1 | | | | |
| | | | 101 | A Louisville | 1 0 | 7 | H Florida St. | 0 2 | | | | |
| | | | 8 | A Virginia | 3 6 | 28 | H South Fla. | 2 3 | | | | |

Non-Div. I Games:

Boston College

| Average RPI Win: | | 81 | WON-LOST RECORD | | WINNING PCT. RANK | | LAST 10 GAMES | | STRENGTH OF SCHEDULE | | OPP. STRENGTH OF SCHEDULE | | TEAM RPI | | ADJ RPI | | CONF. RPI | | ADJ CONF. RPI | | |
|------------------|---|------------|-----------------|-----------|-------------------|----------------|---------------|---------------|----------------------|-------------|---------------------------|----------|----------|-------------------------|---------|-------|-----------|---|---------------|---|--|
| DIV. I ONLY | | | 7-7-2 | | .5 | 157 | 6-4-0 | | 10 | | 65 | | 55 | | .57763 | | 54 | 7 | | 7 | |
| DIV. I NON-CONF. | | | 4-4-2 | | .5 | 153 | 3-1-0 | | 16 | | 47 | | 57 | | .58243 | | 53 | 7 | | 7 | |
| TOTALS | | RPI 1-25 | | RPI 26-50 | | W-L RECORDS | | RPI 51-100 | | RPI 101-150 | | RPI 150+ | | | | | | | | | |
| 7-7-2 | | 1-1-0 | | 2-2-0 | | OVERALL | | 2-1-2 | | 1-3-0 | | 1-0-0 | | | | | | | | | |
| 6-4-1 | | 0-0-0 | | 2-2-0 | | HOME | | 2-1-1 | | 1-1-0 | | 1-0-0 | | | | | | | | | |
| 1-3-1 | | 1-1-0 | | 0-0-0 | | AWAY | | 0-0-1 | | 0-2-0 | | 0-0-0 | | | | | | | | | |
| 0-0-0 | | 0-0-0 | | 0-0-0 | | NEUTRAL | | 0-0-0 | | 0-0-0 | | 0-0-0 | | | | | | | | | |
| 4-4-2 | | 0-1-0 | | 2-1-0 | | NON-CONFERENCE | | 1-0-2 | | 0-2-0 | | 1-0-0 | | | | | | | | | |
| 4-1-1 | | 0-0-0 | | 2-1-0 | | HOME | | 1-0-1 | | 0-0-0 | | 1-0-0 | | | | | | | | | |
| 0-3-1 | | 0-1-0 | | 0-0- | | AWAY | | 0-0-1 | | 0-2-0 | | 0-0-0 | | | | | | | | | |
| 0-0-0 | | 0-0-0 | | 0-0-0 | | NEUTRAL | | 0-0-0 | | 0-0-0 | | 0-0-0 | | | | | | | | | |
| 3-3-0 | | 1-0-0 | | 0-1-0 | | CONFERENCE | | 1-1-0 | | 1-1-0 | | 0-0-0 | | | | | | | | | |
| 2-3-0 | | 0-0-0 | | 0-1-0 | | HOME | | 1-1-0 | | 1-1-0 | | 0-0-0 | | | | | | | | | |
| 1-0-0 | | 1-0-0 | | 0-0-0 | | AWAY | | 0-0-0 | | 0-0-0 | | 0-0-0 | | | | | | | | | |
| 0-0-0 | | 0-0-0 | | 0-0-0 | | NEUTRAL | | 0-0-0 | | 0-0-0 | | 0-0-0 | | | | | | | | | |
| RPI | S | Opponent | | Score | | RPI | S | Opponent | | Score | | RPI | S | Opponent | | Score | | | | | |
| 2 | A | UCLA | | 0 | 2 | 31 | H | BYU | | 2 | 3 | 133 | A | UC Irvine | | 1 | 2 | | | | |
| 18 | A | Pepperdine | | 2 | 1 | 33 | H | Michigan | | 5 | 0 | 58 | H | Oklahoma | | 2 | 0 | | | | |
| | | | | | | 41 | H | Georgetown | | 1 | 3 | 61 | H | Southern California | | 1 | 1 | | | | |
| | | | | | | 45 | H | San Diego St. | | 2 | 0 | 77 | A | Long Beach St. | | 0 | 0 | | | | |
| | | | | | | | | | | | | 100 | H | Portland | | 3 | 0 | | | | |
| | | | | | | | | | | | | | | 180 H Cal St. Fullerton | | 2 | 1 | | | | |
| LAST 10 GAMES | | | | | | | | | | | | | | | | | | | | | |
| | | | | | | 56 | H | Santa Clara | | 1 | 3 | 31 | H | BYU | | 2 | 3 | | | | |
| | | | | | | 135 | H | San Francisco | | 1 | 0 | 180 | H | Cal St. Fullerton | | 2 | 1 | | | | |
| | | | | | | 18 | A | Pepperdine | | 2 | 1 | 58 | H | Oklahoma | | 2 | 0 | | | | |
| | | | | | | 100 | H | Portland | | 3 | 0 | 45 | H | San Diego St. | | 2 | 0 | | | | |
| | | | | | | 140 | H | Gonzaga | | 0 | 2 | 133 | A | UC Irvine | | 1 | 2 | | | | |

Non-Div. I Games:

San Diego

| Average RPI Win: | | 197 | WON-LOST RECORD | | WINNING PCT. RANK | LAST 10 GAMES | STRENGTH OF SCHEDULE | | OPP. STRENGTH OF SCHEDULE | TEAM RPI | ADJ RPI | CONF. RPI | ADJ CONF. RPI | | | | |
|-------------------|---|-----------|-----------------|-----------|-------------------|----------------|----------------------|----------------|---------------------------|-------------|---------|-----------|---------------|-------------------|----|-------|---|
| Average RPI Loss: | | 71 | | | | | | | | | | | | | | | |
| DIV. I ONLY | | | 12-5-0 | | .70588 | 46 | 8-2-0 | | 79 | 138 | 54 | .57759 | 55 | 18 | 18 | | |
| DIV. I NON-CONF. | | | 6-5-0 | | .54545 | 151 | 2-2-0 | | 35 | 97 | 62 | .56741 | 63 | 18 | 18 | | |
| TOTALS | | RPI 1-25 | | RPI 26-50 | | W-L RECORDS | | RPI 51-100 | | RPI 101-150 | | RPI 150+ | | | | | |
| 12-5-0 | | 0-2-0 | | 0-0-0 | | OVERALL | | 1-2-0 | | 2-0-0 | | 9-1-0 | | | | | |
| 7-1-0 | | 0-0-0 | | 0-0-0 | | HOME | | 1-1-0 | | 1-0-0 | | 5-0-0 | | | | | |
| 4-4-0 | | 0-2-0 | | 0-0-0 | | AWAY | | 0-1-0 | | 1-0-0 | | 3-1-0 | | | | | |
| 1-0-0 | | 0-0-0 | | 0-0-0 | | NEUTRAL | | 0-0-0 | | 0-0-0 | | 1-0-0 | | | | | |
| 6-5-0 | | 0-2-0 | | 0-0-0 | | NON-CONFERENCE | | 1-2-0 | | 1-0-0 | | 4-1-0 | | | | | |
| 4-1-0 | | 0-0-0 | | 0-0-0 | | HOME | | 1-1-0 | | 1-0-0 | | 2-0-0 | | | | | |
| 1-4-0 | | 0-2-0 | | 0-0- | | AWAY | | 0-1-0 | | 0-0-0 | | 1-1-0 | | | | | |
| 1-0-0 | | 0-0-0 | | 0-0-0 | | NEUTRAL | | 0-0-0 | | 0-0-0 | | 1-0-0 | | | | | |
| 6-0-0 | | 0-0-0 | | 0-0-0 | | CONFERENCE | | 0-0-0 | | 1-0-0 | | 5-0-0 | | | | | |
| 3-0-0 | | 0-0-0 | | 0-0-0 | | HOME | | 0-0-0 | | 0-0-0 | | 3-0-0 | | | | | |
| 3-0-0 | | 0-0-0 | | 0-0-0 | | AWAY | | 0-0-0 | | 1-0-0 | | 2-0-0 | | | | | |
| 0-0-0 | | 0-0-0 | | 0-0-0 | | NEUTRAL | | 0-0-0 | | 0-0-0 | | 0-0-0 | | | | | |
| RPI | S | Opponent | | Score | | RPI | S | Opponent | | Score | | RPI | S | Opponent | | Score | |
| 4 | A | Texas A&M | | 1 | 4 | | | | | | | 116 | A | Evansville | | 1 | 0 |
| 24 | A | DePaul | | 1 | 3 | | | | | | | 150 | H | Western Mich. | | 1 | 0 |
| | | | | | | | | | | | | 169 | A | Southeast Mo. St. | | 3 | 0 |
| | | | | | | | | | | | | 175 | N | Sam Houston St. | | 4 | 0 |
| | | | | | | | | | | | | 195 | H | Missouri St. | | 2 | 0 |
| | | | | | | | | | | | | 201 | H | Central Mich. | | 5 | 1 |
| | | | | | | | | | | | | 214 | A | Milwaukee | | 1 | 2 |
| | | | | | | | | | | | | 225 | H | Northern Ill. | | 4 | 1 |
| | | | | | | | | | | | | 228 | A | Drake | | 2 | 0 |
| | | | | | | | | | | | | 273 | H | UNI | | 3 | 1 |
| | | | | | | | | | | | | 274 | A | Loyola Chicago | | 2 | 1 |
| | | | | | | | | | | | | 282 | H | Indiana St. | | 4 | 0 |
| LAST 10 GAMES | | | | | | | | | | | | | | | | | |
| | | | | | | 228 | A | Drake | | 2 | 0 | 214 | A | Milwaukee | | 1 | 2 |
| | | | | | | 282 | H | Indiana St. | | 4 | 0 | 195 | H | Missouri St. | | 2 | 0 |
| | | | | | | 273 | H | UNI | | 3 | 1 | 59 | A | Miami (OH) | | 2 | 3 |
| | | | | | | 274 | A | Loyola Chicago | | 2 | 1 | 150 | H | Western Mich. | | 1 | 0 |
| | | | | | | 116 | A | Evansville | | 1 | 0 | 76 | H | Baylor | | 2 | 1 |

Non-Div. I Games:

Illinois St.

| | | | | | | | | | | | |
|------------------|------------------------|-----------------|-------------------|---------------------|----------------------|---------------------------|----------------|-----------|-----------|------------------|-------|
| Average RPI Win: | 163 | WON-LOST RECORD | WINNING PCT. RANK | LAST 10 GAMES | STRENGTH OF SCHEDULE | OPP. STRENGTH OF SCHEDULE | TEAM RPI | ADJ RPI | CONF. RPI | ADJ CONF. RPI | |
| DIV. I ONLY | | 11-6-0 | .64706 71 | 7-3-0 | 70 | 52 | 53 | .57688 56 | 7 | 7 | |
| DIV. I NON-CONF. | | 7-4-0 | .63636 94 | 3-1-0 | 70 | 19 | 56 | .5771 59 | 7 | 7 | |
| <hr/> | | | | | | | | | | | |
| TOTALS | RPI 1-25 | RPI 26-50 | | W-L RECORDS | RPI 51-100 | | RPI 101-150 | | RPI 150+ | | |
| 11-6-0 | 0-5-0 | 0-1-0 | | OVERALL | 2-0-0 | | 4-0-0 | | 5-0-0 | | |
| 6-2-0 | 0-2-0 | 0-0-0 | | HOME | 0-0-0 | | 2-0-0 | | 4-0-0 | | |
| 5-4-0 | 0-3-0 | 0-1-0 | | AWAY | 2-0-0 | | 2-0-0 | | 1-0-0 | | |
| 0-0-0 | 0-0-0 | 0-0-0 | | NEUTRAL | 0-0-0 | | 0-0-0 | | 0-0-0 | | |
| 7-4-0 | 0-4-0 | 0-0-0 | | NON-CONFERENCE | 1-0-0 | | 3-0-0 | | 3-0-0 | | |
| 5-2-0 | 0-2-0 | 0-0-0 | | HOME | 0-0-0 | | 2-0-0 | | 3-0-0 | | |
| 2-2-0 | 0-2-0 | 0-0- | | AWAY | 1-0-0 | | 1-0-0 | | 0-0-0 | | |
| 0-0-0 | 0-0-0 | 0-0-0 | | NEUTRAL | 0-0-0 | | 0-0-0 | | 0-0-0 | | |
| 4-2-0 | 0-1-0 | 0-1-0 | | CONFERENCE | 1-0-0 | | 1-0-0 | | 2-0-0 | | |
| 1-0-0 | 0-0-0 | 0-0-0 | | HOME | 0-0-0 | | 0-0-0 | | 1-0-0 | | |
| 3-2-0 | 0-1-0 | 0-1-0 | | AWAY | 1-0-0 | | 1-0-0 | | 1-0-0 | | |
| 0-0-0 | 0-0-0 | 0-0-0 | | NEUTRAL | 0-0-0 | | 0-0-0 | | 0-0-0 | | |
| RPI S | Opponent | Score | RPI S | Opponent | Score | RPI S | Opponent | Score | RPI S | Opponent | Score |
| 1 A | Stanford | 0 3 | 31 A | BYU | 2 5 | 54 A | San Diego | 3 1 | 105 H | Dayton | 1 0 |
| 15 H | Notre Dame | 0 2 | | | | 77 A | Long Beach St. | 2 1 | 133 H | UC Irvine | 2 0 |
| 18 A | Pepperdine | 1 2 | | | | | | | 135 A | San Francisco | 1 0 |
| 19 A | California | 0 1 | | | | | | | 146 A | CSUN | 1 0 |
| 19 H | California | 1 2 | | | | | | | 155 A | Loyola Marymount | 2 0 |
| | | | | | | | | | 160 H | FIU | 1 0 |
| | | | | | | | | | 255 H | UC Davis | 3 1 |
| | | | | | | | | | 279 H | Fresno St. | 4 3 |
| | | | | | | | | | 297 H | Pacific | 2 0 |
| <hr/> | | | | | | | | | | | |
| LAST 10 GAMES | | | | | | | | | | | |
| | 54 A San Diego | 3 1 | | 18 A Pepperdine | 1 2 | | | | | | |
| | 31 A BYU | 2 5 | | 77 A Long Beach St. | 2 1 | | | | | | |
| | 297 H Pacific | 2 0 | | 146 A CSUN | 1 0 | | | | | | |
| | 135 A San Francisco | 1 0 | | 255 H UC Davis | 3 1 | | | | | | |
| | 155 A Loyola Marymount | 2 0 | | 1 A Stanford | 0 3 | | | | | | |

Non-Div. I Games:

Santa Clara

| Duke | | | | | Through Games Of Oct. 26, 2014 | | | | | | | |
|-------------------------|----------------|-----------------|-------------------|---------------|--------------------------------|------------------------------|----------------|---------|-------------|--------------------|----------|--|
| Average RPI Win: | 113 | WON-LOST RECORD | WINNING PCT. RANK | LAST 10 GAMES | STRENGTH OF SCHEDULE | OPP. STRENGTH OF SCHEDULE | TEAM RPI | ADJ RPI | CONF. RPI | ADJ CONF. RPI | | |
| DIV. I ONLY | | 8-8-1 | .5 157 | 5-4-1 | 23 | 4 | 56 | .57681 | 57 | 4 | 4 | |
| DIV. I NON-CONF. | | 4-4-0 | .5 153 | 1-0-0 | 21 | 2 | 50 | .59053 | 47 | 4 | 4 | |
| <hr/> | | | | | | | | | | | | |
| TOTALS | | RPI 1-25 | RPI 26-50 | | W-L RECORDS | | RPI 51-100 | | RPI 101-150 | | RPI 150+ | |
| 8-8-1 | | 1-5-0 | 1-2-0 | | OVERALL | | 2-0-0 | | 1-1-1 | | 3-0-0 | |
| 5-3-1 | | 0-3-0 | 1-0-0 | | HOME | | 2-0-0 | | 1-0-1 | | 1-0-0 | |
| 3-2-0 | | 1-1-0 | 0-1-0 | | AWAY | | 0-0-0 | | 0-0-0 | | 2-0-0 | |
| 0-3-0 | | 0-1-0 | 0-1-0 | | NEUTRAL | | 0-0-0 | | 0-1-0 | | 0-0-0 | |
| 4-4-0 | | 1-2-0 | 1-1-0 | | NON-CONFERENCE | | 0-0-0 | | 1-1-0 | | 1-0-0 | |
| 3-1-0 | | 0-1-0 | 1-0-0 | | HOME | | 0-0-0 | | 1-0-0 | | 1-0-0 | |
| 1-0-0 | | 1-0-0 | 0-0- | | AWAY | | 0-0-0 | | 0-0-0 | | 0-0-0 | |
| 0-3-0 | | 0-1-0 | 0-1-0 | | NEUTRAL | | 0-0-0 | | 0-1-0 | | 0-0-0 | |
| 4-4-1 | | 0-3-0 | 0-1-0 | | CONFERENCE | | 2-0-0 | | 0-0-1 | | 2-0-0 | |
| 2-2-1 | | 0-2-0 | 0-0-0 | | HOME | | 2-0-0 | | 0-0-1 | | 0-0-0 | |
| 2-2-0 | | 0-1-0 | 0-1-0 | | AWAY | | 0-0-0 | | 0-0-0 | | 2-0-0 | |
| 0-0-0 | | 0-0-0 | 0-0-0 | | NEUTRAL | | 0-0-0 | | 0-0-0 | | 0-0-0 | |
| RPI S | Opponent | Score | RPI S | Opponent | Score | RPI S | Opponent | Score | RPI S | Opponent | Score | |
| 1 N | Stanford | 0 2 | 26 A | Clemson | 0 1 | 53 H | Boston College | 2 1 | 101 H | Louisville | 0 0 | |
| 3 H | Penn St. | 3 4 | 36 H | Arkansas | 3 0 | 66 H | Wake Forest | 2 1 | 104 N | Ohio St. | 0 1 | |
| 5 H | North Carolina | 0 3 | 48 N | Hofstra | 1 2 | | | | 118 H | LSU | 1 0 | |
| 6 A | West Virginia | 2 0 | | | | | | | 178 A | Pittsburgh | 3 0 | |
| 8 H | Virginia | 1 3 | | | | | | | 205 H | UAB | 3 1 | |
| 20 A | Virginia Tech | 0 2 | | | | | | | 239 A | North Carolina St. | 1 0 | |
| <hr/> | | | | | | | | | | | | |
| LAST 10 GAMES | | | | | | | | | | | | |
| 53 H Boston College 2 1 | | | | | | 101 H Louisville 0 0 | | | | | | |
| 8 H Virginia 1 3 | | | | | | 20 A Virginia Tech 0 2 | | | | | | |
| 5 H North Carolina 0 3 | | | | | | 239 A North Carolina St. 1 0 | | | | | | |
| 66 H Wake Forest 2 1 | | | | | | 178 A Pittsburgh 3 0 | | | | | | |
| 26 A Clemson 0 1 | | | | | | 118 H LSU 1 0 | | | | | | |

Non-Div. I Games:

Duke

| | | | | | | | | | | | | | | | | | | | | | | | |
|------------------|---|---------------|-----------------|-----------|-------------------|----------------|---------------|---------------|----------------------|-------------|---------------------------|----------|----------|--------------|---------|--------|-----------|-----|---------------|--------------|--|---|---|
| Average RPI Win: | | 112 | WON-LOST RECORD | | WINNING PCT. RANK | | LAST 10 GAMES | | STRENGTH OF SCHEDULE | | OPP. STRENGTH OF SCHEDULE | | TEAM RPI | | ADJ RPI | | CONF. RPI | | ADJ CONF. RPI | | | | |
| DIV. I ONLY | | 8-7-3 | | .52778 | | 150 | | 3-5-1 | | 40 | | 16 | | 61 | | .57255 | | 58 | | 2 | | 2 | |
| DIV. I NON-CONF. | | 5-3-2 | | .6 | | 115 | | 1-1-0 | | 50 | | 43 | | 60 | | .57999 | | 55 | | 3 | | 3 | |
| TOTALS | | RPI 1-25 | | RPI 26-50 | | W-L RECORDS | | RPI 51-100 | | RPI 101-150 | | RPI 150+ | | | | | | | | | | | |
| 8-7-3 | | 2-2-0 | | 1-2-2 | | OVERALL | | 1-2-1 | | 1-1-0 | | 3-0-0 | | | | | | | | | | | |
| 4-3-2 | | 1-1-0 | | 1-1-2 | | HOME | | 0-1-0 | | 0-0-0 | | 2-0-0 | | | | | | | | | | | |
| 4-4-1 | | 1-1-0 | | 0-1-0 | | AWAY | | 1-1-1 | | 1-1-0 | | 1-0-0 | | | | | | | | | | | |
| 0-0-0 | | 0-0-0 | | 0-0-0 | | NEUTRAL | | 0-0-0 | | 0-0-0 | | 0-0-0 | | | | | | | | | | | |
| 5-3-2 | | 1-1-0 | | 0-0-1 | | NON-CONFERENCE | | 1-1-1 | | 1-1-0 | | 2-0-0 | | | | | | | | | | | |
| 3-1-1 | | 1-1-0 | | 0-0-1 | | HOME | | 0-0-0 | | 0-0-0 | | 2-0-0 | | | | | | | | | | | |
| 2-2-1 | | 0-0-0 | | 0-0- | | AWAY | | 1-1-1 | | 1-1-0 | | 0-0-0 | | | | | | | | | | | |
| 0-0-0 | | 0-0-0 | | 0-0-0 | | NEUTRAL | | 0-0-0 | | 0-0-0 | | 0-0-0 | | | | | | | | | | | |
| 3-4-1 | | 1-1-0 | | 1-2-1 | | CONFERENCE | | 0-1-0 | | 0-0-0 | | 1-0-0 | | | | | | | | | | | |
| 1-2-1 | | 0-0-0 | | 1-1-1 | | HOME | | 0-1-0 | | 0-0-0 | | 0-0-0 | | | | | | | | | | | |
| 2-2-0 | | 1-1-0 | | 0-1-0 | | AWAY | | 0-0-0 | | 0-0-0 | | 1-0-0 | | | | | | | | | | | |
| 0-0-0 | | 0-0-0 | | 0-0-0 | | NEUTRAL | | 0-0-0 | | 0-0-0 | | 0-0-0 | | | | | | | | | | | |
| RPI | S | Opponent | | Score | | RPI | S | Opponent | | Score | | RPI | S | Opponent | | Score | | | | | | | |
| 6 | A | West Virginia | | 1 | 3 | 30 | H | Texas | | 0 | 1 | 54 | A | San Diego | | 0 | 2 | 112 | A | Nebraska | | 2 | 1 |
| 7 | H | Florida St. | | 0 | 1 | 32 | A | Oklahoma St. | | 1 | 2 | 70 | A | North Texas | | 2 | 1 | 133 | A | UC Irvine | | 1 | 2 |
| 9 | H | Florida | | 2 | 1 | 32 | H | Oklahoma St. | | 2 | 0 | 76 | H | Baylor | | 1 | 2 | 153 | A | Iowa St. | | 1 | 0 |
| 10 | A | Texas Tech | | 1 | 0 | 44 | H | Utah | | 1 | 1 | 78 | A | Tulsa | | 0 | 0 | 243 | H | Oral Roberts | | 1 | 0 |
| | | | | | | 46 | H | TCU | | 1 | 1 | | | | | | | 264 | H | Central Ark. | | 5 | 0 |
| | | | | | | LAST 10 GAMES | | | | | | | | | | | | | | | | | |
| | | | | | | 76 | H | Baylor | | 1 | 2 | 153 | A | Iowa St. | | 1 | 0 | | | | | | |
| | | | | | | 6 | A | West Virginia | | 1 | 3 | 10 | A | Texas Tech | | 1 | 0 | | | | | | |
| | | | | | | 30 | H | Texas | | 0 | 1 | 243 | H | Oral Roberts | | 1 | 0 | | | | | | |
| | | | | | | 32 | A | Oklahoma St. | | 1 | 2 | 54 | A | San Diego | | 0 | 2 | | | | | | |
| | | | | | | 46 | H | TCU | | 1 | 1 | 133 | A | UC Irvine | | 1 | 2 | | | | | | |

Non-Div. I Games:

Oklahoma

| Average RPI Win: | 187 | WON-LOST RECORD | WINNING PCT. RANK | LAST 10 GAMES | STRENGTH OF SCHEDULE | OPP. STRENGTH OF SCHEDULE | TEAM RPI | ADJ RPI | CONF. RPI | ADJ CONF. RPI | | |
|------------------|----------|-----------------|-------------------|----------------|----------------------|---------------------------|----------|-------------|-----------|---------------|-----------------|-----|
| DIV. I ONLY | 13-3-1 | .79412 | 21 | 7-2-1 | 192 | 122 | 58 | .57016 | 59 | 16 | 16 | |
| DIV. I NON-CONF. | 6-1-0 | .85714 | 21 | 0-0-0 | 194 | 59 | 46 | .59074 | 46 | 16 | 16 | |
| <hr/> | | | | | | | | | | | | |
| TOTALS | RPI 1-25 | RPI 26-50 | | W-L RECORDS | | RPI 51-100 | | RPI 101-150 | | RPI 150+ | | |
| 13-3-1 | 0-0-0 | 0-1-0 | | OVERALL | | 1-1-0 | | 4-1-0 | | 8-0-1 | | |
| 8-1-0 | 0-0-0 | 0-0-0 | | HOME | | 1-0-0 | | 2-1-0 | | 5-0-0 | | |
| 4-2-1 | 0-0-0 | 0-1-0 | | AWAY | | 0-1-0 | | 2-0-0 | | 2-0-1 | | |
| 1-0-0 | 0-0-0 | 0-0-0 | | NEUTRAL | | 0-0-0 | | 0-0-0 | | 1-0-0 | | |
| <hr/> | | | | | | | | | | | | |
| 6-1-0 | 0-0-0 | 0-0-0 | | NON-CONFERENCE | | 1-1-0 | | 3-0-0 | | 2-0-0 | | |
| 3-0-0 | 0-0-0 | 0-0-0 | | HOME | | 1-0-0 | | 1-0-0 | | 1-0-0 | | |
| 2-1-0 | 0-0-0 | 0-0- | | AWAY | | 0-1-0 | | 2-0-0 | | 0-0-0 | | |
| 1-0-0 | 0-0-0 | 0-0-0 | | NEUTRAL | | 0-0-0 | | 0-0-0 | | 1-0-0 | | |
| <hr/> | | | | | | | | | | | | |
| 7-2-1 | 0-0-0 | 0-1-0 | | CONFERENCE | | 0-0-0 | | 1-1-0 | | 6-0-1 | | |
| 5-1-0 | 0-0-0 | 0-0-0 | | HOME | | 0-0-0 | | 1-1-0 | | 4-0-0 | | |
| 2-1-1 | 0-0-0 | 0-1-0 | | AWAY | | 0-0-0 | | 0-0-0 | | 2-0-1 | | |
| 0-0-0 | 0-0-0 | 0-0-0 | | NEUTRAL | | 0-0-0 | | 0-0-0 | | 0-0-0 | | |
| <hr/> | | | | | | | | | | | | |
| RPI | S | Opponent | Score | RPI | S | Opponent | Score | RPI | S | Opponent | Score | |
| | | | | 47 | A | Buffalo | 0 2 | 55 | H | Illinois St. | 3 2 | |
| | | | | | | | | 75 | A | Northwestern | 1 3 | |
| | | | | | | | | | | 101 | A Louisville | 2 1 |
| | | | | | | | | | | 111 | H Eastern Mich. | 0 2 |
| | | | | | | | | | | 131 | H Marshall | 2 1 |
| | | | | | | | | | | 138 | A Purdue | 1 0 |
| | | | | | | | | | | 150 | H Western Mich. | 1 0 |
| | | | | | | | | | | 162 | A Kent St. | 1 1 |
| | | | | | | | | | | 177 | N Butler | 1 0 |
| | | | | | | | | | | 189 | H Toledo | 2 0 |
| | | | | | | | | | | 201 | H Central Mich. | 2 0 |
| | | | | | | | | | | 225 | H Northern Ill. | 3 1 |
| | | | | | | | | | | 245 | A Akron | 1 0 |
| | | | | | | | | | | 253 | A Ohio | 2 0 |
| | | | | | | | | | | 259 | H Bowling Green | 2 0 |
| | | | | | | | | | | 308 | H IPFW | 3 0 |
| <hr/> | | | | | | | | | | | | |
| LAST 10 GAMES | | | | | | | | | | | | |
| | | | | 47 | A | Buffalo | 0 2 | 162 | A | Kent St. | 1 1 | |
| | | | | 245 | A | Akron | 1 0 | 201 | H | Central Mich. | 2 0 | |
| | | | | 150 | H | Western Mich. | 1 0 | 189 | H | Toledo | 2 0 | |
| | | | | 225 | H | Northern Ill. | 3 1 | 259 | H | Bowling Green | 2 0 | |
| | | | | 253 | A | Ohio | 2 0 | 111 | H | Eastern Mich. | 0 2 | |

Non-Div. I Games:

Miami (OH)

| Average RPI Win: | 130 | WON-LOST RECORD | WINNING PCT. RANK | LAST 10 GAMES | STRENGTH OF SCHEDULE | OPP. STRENGTH OF SCHEDULE | TEAM RPI | ADJ RPI | CONF. RPI | ADJ CONF. RPI | |
|-------------------|-----------|-----------------|-------------------|----------------|----------------------|---------------------------|-----------------|-------------|-----------|-----------------|-------|
| Average RPI Loss: | 30 | | | | | | | | | | |
| DIV. I ONLY | 8-9-1 | .47222 | 182 | 4-5-1 | 12 | 34 | 59 | .57011 | 60 | 3 | 3 |
| DIV. I NON-CONF. | 5-3-0 | .625 | 98 | 1-0-0 | 3 | 103 | 21 | .63432 | 22 | 1 | 1 |
| <hr/> | | | | | | | | | | | |
| TOTALS | RPI 1-25 | RPI 26-50 | | W-L RECORDS | | RPI 51-100 | | RPI 101-150 | | RPI 150+ | |
| 8-9-1 | 0-4-0 | 1-4-1 | | OVERALL | | 2-1-0 | | 3-0-0 | | 2-0-0 | |
| 4-4-0 | 0-0-0 | 1-3-0 | | HOME | | 1-1-0 | | 1-0-0 | | 1-0-0 | |
| 2-5-1 | 0-4-0 | 0-1-1 | | AWAY | | 1-0-0 | | 1-0-0 | | 0-0-0 | |
| 2-0-0 | 0-0-0 | 0-0-0 | | NEUTRAL | | 0-0-0 | | 1-0-0 | | 1-0-0 | |
| 5-3-0 | 0-2-0 | 0-1-0 | | NON-CONFERENCE | | 2-0-0 | | 2-0-0 | | 1-0-0 | |
| 1-1-0 | 0-0-0 | 0-1-0 | | HOME | | 1-0-0 | | 0-0-0 | | 0-0-0 | |
| 2-2-0 | 0-2-0 | 0-0- | | AWAY | | 1-0-0 | | 1-0-0 | | 0-0-0 | |
| 2-0-0 | 0-0-0 | 0-0-0 | | NEUTRAL | | 0-0-0 | | 1-0-0 | | 1-0-0 | |
| 3-6-1 | 0-2-0 | 1-3-1 | | CONFERENCE | | 0-1-0 | | 1-0-0 | | 1-0-0 | |
| 3-3-0 | 0-0-0 | 1-2-0 | | HOME | | 0-1-0 | | 1-0-0 | | 1-0-0 | |
| 0-3-1 | 0-2-0 | 0-1-1 | | AWAY | | 0-0-0 | | 0-0-0 | | 0-0-0 | |
| 0-0-0 | 0-0-0 | 0-0-0 | | NEUTRAL | | 0-0-0 | | 0-0-0 | | 0-0-0 | |
| RPI S | Opponent | Score | RPI S | Opponent | Score | RPI S | Opponent | Score | RPI S | Opponent | Score |
| 4 A | Texas A&M | 0 3 | 27 A | Auburn | 0 0 | 78 H | Tulsa | 1 0 | 118 H | LSU | 2 1 |
| 8 A | Virginia | 1 2 | 31 H | BYU | 0 1 | 86 H | Vanderbilt | 0 2 | 132 N | Richmond | 3 1 |
| 9 A | Florida | 1 3 | 34 H | Missouri | 3 0 | 93 A | Western Ky. | 2 0 | 142 A | East Tenn. St. | 3 0 |
| 12 A | Wisconsin | 1 2 | 36 H | Arkansas | 0 1 | | | | 214 N | Milwaukee | 5 0 |
| | | | 38 A | Georgia | 1 2 | | | | 232 H | Mississippi St. | 4 0 |
| | | | 49 H | Alabama | 0 1 | | | | | | |
| | | | LAST 10 GAMES | | | | | | | | |
| | | | 34 H | Missouri | 3 0 | 27 A | Auburn | 0 0 | | | |
| | | | 9 A | Florida | 1 3 | 38 A | Georgia | 1 2 | | | |
| | | | 86 H | Vanderbilt | 0 2 | 232 H | Mississippi St. | 4 0 | | | |
| | | | 118 H | LSU | 2 1 | 49 H | Alabama | 0 1 | | | |
| | | | 36 H | Arkansas | 0 1 | 142 A | East Tenn. St. | 3 0 | | | |

Non-Div. I Games:

Tennessee

| Average RPI Win: 137 | | WON-LOST RECORD | | WINNING PCT. RANK | | LAST 10 GAMES | | STRENGTH OF SCHEDULE | | OPP. STRENGTH OF SCHEDULE | | TEAM RPI | | ADJ RPI | | CONF. RPI | | ADJ CONF. RPI | |
|----------------------|---|-----------------|--|-------------------|--|----------------|---|----------------------|--|---------------------------|--|----------|---|----------------|--|-----------|--|---------------|--|
| DIV. I ONLY | | 10-5-2 | | .64706 71 | | 5-5-0 | | 113 | | 18 | | 62 | | .56996 61 | | 1 | | 1 | |
| DIV. I NON-CONF. | | 6-1-2 | | .77778 39 | | 1-1-0 | | 203 | | 61 | | 64 | | .56849 62 | | 2 | | 2 | |
| TOTALS | | RPI 1-25 | | RPI 26-50 | | W-L RECORDS | | RPI 51-100 | | RPI 101-150 | | RPI 150+ | | | | | | | |
| 10-5-2 | | 2-3-0 | | 1-1-0 | | OVERALL | | 2-1-1 | | 0-0-1 | | 5-0-0 | | | | | | | |
| 4-5-0 | | 0-3-0 | | 1-1-0 | | HOME | | 0-1-0 | | 0-0-0 | | 3-0-0 | | | | | | | |
| 4-0-2 | | 2-0-0 | | 0-0-0 | | AWAY | | 1-0-1 | | 0-0-1 | | 1-0-0 | | | | | | | |
| 2-0-0 | | 0-0-0 | | 0-0-0 | | NEUTRAL | | 1-0-0 | | 0-0-0 | | 1-0-0 | | | | | | | |
| 6-1-2 | | 1-1-0 | | 0-0-0 | | NON-CONFERENCE | | 1-0-1 | | 0-0-1 | | 4-0-0 | | | | | | | |
| 3-1-0 | | 0-1-0 | | 0-0-0 | | HOME | | 0-0-0 | | 0-0-0 | | 3-0-0 | | | | | | | |
| 1-0-2 | | 1-0-0 | | 0-0- | | AWAY | | 0-0-1 | | 0-0-1 | | 0-0-0 | | | | | | | |
| 2-0-0 | | 0-0-0 | | 0-0-0 | | NEUTRAL | | 1-0-0 | | 0-0-0 | | 1-0-0 | | | | | | | |
| 4-4-0 | | 1-2-0 | | 1-1-0 | | CONFERENCE | | 1-1-0 | | 0-0-0 | | 1-0-0 | | | | | | | |
| 1-4-0 | | 0-2-0 | | 1-1-0 | | HOME | | 0-1-0 | | 0-0-0 | | 0-0-0 | | | | | | | |
| 3-0-0 | | 1-0-0 | | 0-0-0 | | AWAY | | 1-0-0 | | 0-0-0 | | 1-0-0 | | | | | | | |
| 0-0-0 | | 0-0-0 | | 0-0-0 | | NEUTRAL | | 0-0-0 | | 0-0-0 | | 0-0-0 | | | | | | | |
| RPI | S | Opponent | | Score | | RPI | S | Opponent | | Score | | RPI | S | Opponent | | Score | | | |
| 1 | H | Stanford | | 0 1 | | 40 | H | Arizona St. | | 0 2 | | 51 | H | Colorado | | 0 1 | | | |
| 15 | A | Notre Dame | | 2 1 | | 44 | H | Utah | | 2 0 | | 54 | A | San Diego | | 1 1 | | | |
| 18 | H | Pepperdine | | 1 2 | | | | | | | | 63 | A | Oregon | | 1 0 | | | |
| 19 | H | California | | 1 2 | | | | | | | | 77 | N | Long Beach St. | | 1 0 | | | |
| 23 | A | Arizona | | 3 0 | | | | | | | | | | | | | | | |
| | | | | | | | | | | | | | | | | | | | |
| | | | | | | | | | | | | | | | | | | | |
| | | | | | | | | | | | | | | | | | | | |
| | | | | | | | | | | | | | | | | | | | |
| | | | | | | | | | | | | | | | | | | | |
| | | | | | | | | | | | | | | | | | | | |
| | | | | | | | | | | | | | | | | | | | |
| | | | | | | | | | | | | | | | | | | | |
| | | | | | | | | | | | | | | | | | | | |
| | | | | | | | | | | | | | | | | | | | |
| | | | | | | | | | | | | | | | | | | | |
| | | | | | | | | | | | | | | | | | | | |
| | | | | | | | | | | | | | | | | | | | |
| | | | | | | | | | | | | | | | | | | | |
| | | | | | | | | | | | | | | | | | | | |
| | | | | | | | | | | | | | | | | | | | |
| | | | | | | | | | | | | | | | | | | | |
| | | | | | | | | | | | | | | | | | | | |
| | | | | | | | | | | | | | | | | | | | |
| | | | | | | | | | | | | | | | | | | | |
| | | | | | | | | | | | | | | | | | | | |
| | | | | | | | | | | | | | | | | | | | |
| | | | | | | | | | | | | | | | | | | | |
| | | | | | | | | | | | | | | | | | | | |
| | | | | | | | | | | | | | | | | | | | |
| | | | | | | | | | | | | | | | | | | | |
| | | | | | | | | | | | | | | | | | | | |
| | | | | | | | | | | | | | | | | | | | |
| | | | | | | | | | | | | | | | | | | | |
| | | | | | | | | | | | | | | | | | | | |
| | | | | | | | | | | | | | | | | | | | |
| | | | | | | | | | | | | | | | | | | | |
| | | | | | | | | | | | | | | | | | | | |
| | | | | | | | | | | | | | | | | | | | |
| | | | | | | | | | | | | | | | | | | | |
| | | | | | | | | | | | | | | | | | | | |
| | | | | | | | | | | | | | | | | | | | |
| | | | | | | | | | | | | | | | | | | | |
| | | | | | | | | | | | | | | | | | | | |
| | | | | | | | | | | | | | | </ | | | | | |

Non-Div. I Games:

Southern California

| Average RPI Win: | 171 | WON-LOST | WINNING | LAST 10 | STRENGTH OF | OPP. STRENGTH | TEAM | ADJ | CONF. | ADJ CONF. | |
|-------------------|---|-----------|-----------|----------------|-------------|---------------|-------------|--------|----------------|-----------|----|
| Average RPI Loss: | 55 <th>RECORD</th> <th>PCT. RANK</th> <th>GAMES</th> <th>SCHEDULE</th> <th>OF SCHEDULE</th> <th>RPI</th> <th>RPI</th> <th>RPI</th> <th>RPI</th> | RECORD | PCT. RANK | GAMES | SCHEDULE | OF SCHEDULE | RPI | RPI | RPI | RPI | |
| DIV. I ONLY | 12-4-3 | .71053 | 45 | 8-1-1 | 128 | 90 | 63 | .56898 | 62 | 10 | 10 |
| DIV. I NON-CONF. | 5-3-2 | .6 | 115 | 1-0-0 | 141 | 63 | 97 | .54331 | 94 | 8 | 8 |
| <hr/> | | | | | | | | | | | |
| TOTALS | RPI 1-25 | RPI 26-50 | | W-L RECORDS | RPI 51-100 | | RPI 101-150 | | RPI 150+ | | |
| 12-4-3 | 0-1-0 | 1-1-0 | | OVERALL | 2-2-1 | | 2-0-0 | | 7-0-2 | | |
| 6-2-2 | 0-1-0 | 0-0-0 | | HOME | 1-1-0 | | 2-0-0 | | 3-0-2 | | |
| 6-2-1 | 0-0-0 | 1-1-0 | | AWAY | 1-1-1 | | 0-0-0 | | 4-0-0 | | |
| 0-0-0 | 0-0-0 | 0-0-0 | | NEUTRAL | 0-0-0 | | 0-0-0 | | 0-0-0 | | |
| <hr/> | | | | | | | | | | | |
| 5-3-2 | 0-1-0 | 1-0-0 | | NON-CONFERENCE | 0-2-1 | | 0-0-0 | | 4-0-1 | | |
| 3-2-1 | 0-1-0 | 0-0-0 | | HOME | 0-1-0 | | 0-0-0 | | 3-0-1 | | |
| 2-1-1 | 0-0-0 | 1-0- | | AWAY | 0-1-1 | | 0-0-0 | | 1-0-0 | | |
| 0-0-0 | 0-0-0 | 0-0-0 | | NEUTRAL | 0-0-0 | | 0-0-0 | | 0-0-0 | | |
| <hr/> | | | | | | | | | | | |
| 7-1-1 | 0-0-0 | 0-1-0 | | CONFERENCE | 2-0-0 | | 2-0-0 | | 3-0-1 | | |
| 3-0-1 | 0-0-0 | 0-0-0 | | HOME | 1-0-0 | | 2-0-0 | | 0-0-1 | | |
| 4-1-0 | 0-0-0 | 0-1-0 | | AWAY | 1-0-0 | | 0-0-0 | | 3-0-0 | | |
| 0-0-0 | 0-0-0 | 0-0-0 | | NEUTRAL | 0-0-0 | | 0-0-0 | | 0-0-0 | | |
| <hr/> | | | | | | | | | | | |
| RPI S | Opponent | Score | | RPI S | Opponent | Score | | RPI S | Opponent | Score | |
| 21 H | La Salle | 0 | 1 | 39 A | Boston U. | 1 | 0 | 53 H | Boston College | 0 | 1 |
| | | | | 48 A | Hofstra | 0 | 1 | 79 H | James Madison | 2 | 0 |
| | | | | | | | | 80 A | Providence | 0 | 0 |
| | | | | | | | | 91 A | William & Mary | 1 | 0 |
| | | | | | | | | 97 A | Dartmouth | 0 | 1 |
| | | | | | | | | | | | |
| | | | | | | | | | | | |
| | | | | | | | | | | | |
| | | | | | | | | | | | |
| | | | | | | | | | | | |
| | | | | | | | | | | | |
| | | | | | | | | | | | |
| | | | | | | | | | | | |
| | | | | | | | | | | | |
| | | | | | | | | | | | |
| | | | | | | | | | | | |
| | | | | | | | | | | | |
| | | | | | | | | | | | |
| | | | | | | | | | | | |
| | | | | | | | | | | | |
| | | | | | | | | | | | |
| | | | | | | | | | | | |
| | | | | | | | | | | | |
| | | | | | | | | | | | |
| | | | | | | | | | | | |
| | | | | | | | | | | | |
| | | | | | | | | | | | |
| | | | | | | | | | | | |
| | | | | | | | | | | | |
| | | | | | | | | | | | |
| | | | | | | | | | | | |
| | | | | | | | | | | | |
| | | | | | | | | | | | |
| | | | | | | | | | | | |
| | | | | | | | | | | | |
| | | | | | | | | | | | |
| | | | | | | | | | | | |
| | | | | | | | | | | | |
| | | | | | | | | | | | |
| | | | | | | | | | | | |
| | | | | | | | | | | | |
| | | | | | | | | | | | |
| | | | | | | | | | | | |
| | | | | | | | | | | | |
| | | | | | | | | | | | |
| | | | | | | | | | | | |
| | | | | | | | | | | | |
| | | | | | | | | | | | |
| | | | | | | | | | | | |
| | | | | | | | | | | | |
| | | | | | | | | | | | |
| | | | | | | | | | | | |
| | | | | | | | | | | | |
| | | | | | | | | | | | |
| | | | | | | | | | | | |
| | | | | | | | | | | | |
| | | | | | | | | | | | |
| | | | | | | | | | | | |
| | | | | | | | | | | | |
| | | | | | | | | | | | |
| | | | | | | | | | | | |
| | | | | | | | | | | | |
| | | | | | | | | | | | |
| | | | | | | | | | | | |
| | | | | | | | | | | | |
| | | | | | | | | | | | |
| | | | | | | | | | | | |
| | | | | | | | | | | | |
| | | | | | | | | | | | |
| | | | | | | | | | | | |
| | | | | | | | | | | | |
| | | | | | | | | | | | |
| | | | | | | | | | | | |
| | | | | | | | | | | | |
| | | | | | | | | | | | |
| | | | | | | | | | | | |
| | | | | | | | | | | | |
| | | | | | | | | | | | |
| | | | | | | | | | | | |
| | | | | | | | | | | | |
| | | | | | | | | | | | |
| | | | | | | | | | | | |
| | | | | | | | | | | | |

Non-Div. I Games:

Northeastern

| Average RPI Win: 133 | | WON-LOST RECORD | | WINNING PCT. RANK | | LAST 10 GAMES | | STRENGTH OF SCHEDULE | | OPP. STRENGTH OF SCHEDULE | | TEAM RPI | | ADJ RPI | | CONF. RPI | | ADJ CONF. RPI | |
|----------------------|---|-----------------|--|-------------------|--|----------------|---|----------------------|--|---------------------------|--|----------|---|---------------------|--|-----------|--|---------------|--|
| DIV. I ONLY | | 6-8-2 | | .4375 216 | | 2-7-1 | | 3 | | 68 | | 60 | | .56815 63 | | 1 | | 1 | |
| DIV. I NON-CONF. | | 4-3-1 | | .5625 132 | | 0-2-0 | | 33 | | 162 | | 65 | | .56476 67 | | 2 | | 2 | |
| TOTALS | | RPI 1-25 | | RPI 26-50 | | W-L RECORDS | | RPI 51-100 | | RPI 101-150 | | RPI 150+ | | | | | | | |
| 6-8-2 | | 1-4-0 | | 1-1-1 | | OVERALL | | 0-2-0 | | 0-1-1 | | 4-0-0 | | | | | | | |
| 5-3-1 | | 1-1-0 | | 1-0-0 | | HOME | | 0-2-0 | | 0-0-1 | | 3-0-0 | | | | | | | |
| 0-5-1 | | 0-3-0 | | 0-1-1 | | AWAY | | 0-0-0 | | 0-1-0 | | 0-0-0 | | | | | | | |
| 1-0-0 | | 0-0-0 | | 0-0-0 | | NEUTRAL | | 0-0-0 | | 0-0-0 | | 1-0-0 | | | | | | | |
| 4-3-1 | | 0-1-0 | | 0-1-0 | | NON-CONFERENCE | | 0-0-0 | | 0-1-1 | | 4-0-0 | | | | | | | |
| 3-0-1 | | 0-0-0 | | 0-0-0 | | HOME | | 0-0-0 | | 0-0-1 | | 3-0-0 | | | | | | | |
| 0-3-0 | | 0-1-0 | | 0-0- | | AWAY | | 0-0-0 | | 0-1-0 | | 0-0-0 | | | | | | | |
| 1-0-0 | | 0-0-0 | | 0-0-0 | | NEUTRAL | | 0-0-0 | | 0-0-0 | | 1-0-0 | | | | | | | |
| 2-5-1 | | 1-3-0 | | 1-0-1 | | CONFERENCE | | 0-2-0 | | 0-0-0 | | 0-0-0 | | | | | | | |
| 2-3-0 | | 1-1-0 | | 1-0-0 | | HOME | | 0-2-0 | | 0-0-0 | | 0-0-0 | | | | | | | |
| 0-2-1 | | 0-2-0 | | 0-0-1 | | AWAY | | 0-0-0 | | 0-0-0 | | 0-0-0 | | | | | | | |
| 0-0-0 | | 0-0-0 | | 0-0-0 | | NEUTRAL | | 0-0-0 | | 0-0-0 | | 0-0-0 | | | | | | | |
| RPI | S | Opponent | | Score | | RPI | S | Opponent | | Score | | RPI | S | Opponent | | Score | | | |
| 2 | H | UCLA | | 0 5 | | 31 | A | BYU | | 1 2 | | 51 | H | Colorado | | 1 2 | | | |
| 12 | A | Wisconsin | | 0 1 | | 40 | A | Arizona St. | | 1 1 | | 61 | H | Southern California | | 0 1 | | | |
| 13 | H | Washington | | 1 0 | | 44 | H | Utah | | 1 0 | | | | | | | | | |
| 14 | A | Washington St. | | 0 1 | | | | | | | | | | | | | | | |
| 23 | A | Arizona | | 0 1 | | | | | | | | | | | | | | | |
| | | | | | | | | | | | | | | | | | | | |
| | | | | | | | | | | | | | | | | | | | |
| | | | | | | | | | | | | | | | | | | | |
| | | | | | | | | | | | | | | | | | | | |
| | | | | | | | | | | | | | | | | | | | |
| | | | | | | | | | | | | | | | | | | | |
| | | | | | | | | | | | | | | | | | | | |
| | | | | | | | | | | | | | | | | | | | |
| | | | | | | | | | | | | | | | | | | | |
| | | | | | | | | | | | | | | | | | | | |
| | | | | | | | | | | | | | | | | | | | |
| | | | | | | | | | | | | | | | | | | | |
| | | | | | | | | | | | | | | | | | | | |
| | | | | | | | | | | | | | | | | | | | |
| | | | | | | | | | | | | | | | | | | | |
| | | | | | | | | | | | | | | | | | | | |
| | | | | | | | | | | | | | | | | | | | |
| | | | | | | | | | | | | | | | | | | | |
| | | | | | | | | | | | | | | | | | | | |
| | | | | | | | | | | | | | | | | | | | |
| | | | | | | | | | | | | | | | | | | | |
| | | | | | | | | | | | | | | | | | | | |
| | | | | | | | | | | | | | | | | | | | |
| | | | | | | | | | | | | | | | | | | | |
| | | | | | | | | | | | | | | | | | | | |
| | | | | | | | | | | | | | | | | | | | |
| | | | | | | | | | | | | | | | | | | | |
| | | | | | | | | | | | | | | | | | | | |
| | | | | | | | | | | | | | | | | | | | |
| | | | | | | | | | | | | | | | | | | | |
| | | | | | | | | | | | | | | | | | | | |
| | | | | | | | | | | | | | | | | | | | |
| | | | | | | | | | | | | | | | | | | | |
| | | | | | | | | | | | | | | | | | | | |
| | | | | | | | | | | | | | | | | | | | |
| | | | | | | | | | | | | | | | | | | | |
| | | | | | | | | | | | | | | | | | | | |
| | | | | | | | | | | | | | | | | | | | |
| | | | | | | | | | | | | | | | | | | | |
| | | | | | | | | | | | | | | </ | | | | | |

Non-Div. I Games:

Oregon

| Average RPI Win: 201 | | WON-LOST | WINNING | LAST 10 | STRENGTH OF | | OPP. STRENGTH | TEAM | ADJ | | CONF. | ADJ CONF. |
|-----------------------|----------|----------|-----------|-----------------|----------------|-------|----------------|-------|-------------|-----------------|----------|-----------|
| Average RPI Loss: 116 | | RECORD | PCT. RANK | GAMES | SCHEDULE | | OF SCHEDULE | RPI | RPI | | RPI | RPI |
| DIV. I ONLY | | 11-3-2 | .75 | 29 | 7-2-1 | | 154 | 159 | 64 | | 13 | 13 |
| DIV. I NON-CONF. | | 8-1-1 | .85 | 23 | 4-0-0 | | 116 | 175 | 35 | | 14 | 14 |
| TOTALS | | RPI 1-25 | RPI 26-50 | | W-L RECORDS | | RPI 51-100 | | RPI 101-150 | | RPI 150+ | |
| 11-3-2 | | 0-0-0 | 0-1-0 | | OVERALL | | 1-1-1 | | 1-0-0 | | 9-1-1 | |
| 7-2-1 | | 0-0-0 | 0-1-0 | | HOME | | 1-0-0 | | 1-0-0 | | 5-1-1 | |
| 4-1-1 | | 0-0-0 | 0-0-0 | | AWAY | | 0-1-1 | | 0-0-0 | | 4-0-0 | |
| 0-0-0 | | 0-0-0 | 0-0-0 | | NEUTRAL | | 0-0-0 | | 0-0-0 | | 0-0-0 | |
| 8-1-1 | | 0-0-0 | 0-1-0 | | NON-CONFERENCE | | 1-0-1 | | 1-0-0 | | 6-0-0 | |
| 5-1-0 | | 0-0-0 | 0-1-0 | | HOME | | 1-0-0 | | 1-0-0 | | 3-0-0 | |
| 3-0-1 | | 0-0-0 | 0-0- | | AWAY | | 0-0-1 | | 0-0-0 | | 3-0-0 | |
| 0-0-0 | | 0-0-0 | 0-0-0 | | NEUTRAL | | 0-0-0 | | 0-0-0 | | 0-0-0 | |
| 3-2-1 | | 0-0-0 | 0-0-0 | | CONFERENCE | | 0-1-0 | | 0-0-0 | | 3-1-1 | |
| 2-1-1 | | 0-0-0 | 0-0-0 | | HOME | | 0-0-0 | | 0-0-0 | | 2-1-1 | |
| 1-1-0 | | 0-0-0 | 0-0-0 | | AWAY | | 0-1-0 | | 0-0-0 | | 1-0-0 | |
| 0-0-0 | | 0-0-0 | 0-0-0 | | NEUTRAL | | 0-0-0 | | 0-0-0 | | 0-0-0 | |
| RPI S | Opponent | Score | RPI S | Opponent | Score | RPI S | Opponent | Score | RPI S | Opponent | Score | |
| | | | 42 H | Harvard | 2 3 | 74 A | VCU | 0 3 | 128 H | Army | 2 1 | |
| | | | | | | 80 A | Providence | 1 1 | 168 H | Massachusetts | 1 0 | |
| | | | | | | 83 H | Fairfield | 1 0 | 173 H | Saint Joseph's | 1 0 | |
| | | | | | | | | | 212 A | Manhattan | 1 0 | |
| | | | | | | | | | 217 A | Duquesne | 1 0 | |
| | | | | | | | | | 229 H | Maine | 3 0 | |
| | | | | | | | | | 231 H | St. Bonaventure | 1 2 | |
| | | | | | | | | | 233 A | Albany (NY) | 2 1 | |
| | | | | | | | | | 234 H | Wagner | 3 2 | |
| | | | | | | | | | 235 H | George Mason | 1 1 | |
| | | | | | | | | | 240 A | Sacred Heart | 2 1 | |
| | | | | | | | | | 289 H | Bryant | 2 1 | |
| LAST 10 GAMES | | | | | | | | | | | | |
| | | | 231 H | St. Bonaventure | 1 2 | 173 H | Saint Joseph's | 1 0 | | | | |
| | | | 217 A | Duquesne | 1 0 | 229 H | Maine | 3 0 | | | | |
| | | | 168 H | Massachusetts | 1 0 | 234 H | Wagner | 3 2 | | | | |
| | | | 74 A | VCU | 0 3 | 128 H | Army | 2 1 | | | | |
| | | | 235 H | George Mason | 1 1 | 233 A | Albany (NY) | 2 1 | | | | |

Non-Div. I Games:

Rhode Island

| Average RPI Win: 171 | | WON-LOST | WINNING | LAST 10 | STRENGTH OF | | OPP. STRENGTH | TEAM | ADJ | | CONF. | ADJ CONF. | | | |
|-----------------------|---|----------|-----------|-----------|-------------|----------------|---------------|------------|-----|----------------|-------|-----------|----|----------------|-------|
| Average RPI Loss: 106 | | RECORD | PCT. RANK | GAMES | SCHEDULE | | OF SCHEDULE | RPI | RPI | | RPI | RPI | | | |
| DIV. I ONLY | | 10-3-3 | .71875 | 40 | 7-2-1 | | 166 | 87 | 65 | .56128 | 65 | 12 | 12 | | |
| DIV. I NON-CONF. | | 4-1-2 | .71429 | 56 | 1-0-0 | | 234 | 24 | 92 | .54522 | 91 | 12 | 13 | | |
| <hr/> | | | | | | | | | | | | | | | |
| TOTALS | | RPI 1-25 | | RPI 26-50 | | W-L RECORDS | | RPI 51-100 | | RPI 101-150 | | RPI 150+ | | | |
| 10-3-3 | | 0-0-0 | | 0-0-1 | | OVERALL | | 1-2-1 | | 3-0-1 | | 6-1-0 | | | |
| 6-0-2 | | 0-0-0 | | 0-0-0 | | HOME | | 1-0-1 | | 2-0-1 | | 3-0-0 | | | |
| 4-3-1 | | 0-0-0 | | 0-0-1 | | AWAY | | 0-2-0 | | 1-0-0 | | 3-1-0 | | | |
| 0-0-0 | | 0-0-0 | | 0-0-0 | | NEUTRAL | | 0-0-0 | | 0-0-0 | | 0-0-0 | | | |
| <hr/> | | | | | | | | | | | | | | | |
| 4-1-2 | | 0-0-0 | | 0-0-1 | | NON-CONFERENCE | | 1-1-0 | | 1-0-1 | | 2-0-0 | | | |
| 2-0-1 | | 0-0-0 | | 0-0-0 | | HOME | | 1-0-0 | | 0-0-1 | | 1-0-0 | | | |
| 2-1-1 | | 0-0-0 | | 0-1- | | AWAY | | 0-1-0 | | 1-0-0 | | 1-0-0 | | | |
| 0-0-0 | | 0-0-0 | | 0-0-0 | | NEUTRAL | | 0-0-0 | | 0-0-0 | | 0-0-0 | | | |
| <hr/> | | | | | | | | | | | | | | | |
| 6-2-1 | | 0-0-0 | | 0-0-0 | | CONFERENCE | | 0-1-1 | | 2-0-0 | | 4-1-0 | | | |
| 4-0-1 | | 0-0-0 | | 0-0-0 | | HOME | | 0-0-1 | | 2-0-0 | | 2-0-0 | | | |
| 2-2-0 | | 0-0-0 | | 0-0-0 | | AWAY | | 0-1-0 | | 0-0-0 | | 2-1-0 | | | |
| 0-0-0 | | 0-0-0 | | 0-0-0 | | NEUTRAL | | 0-0-0 | | 0-0-0 | | 0-0-0 | | | |
| <hr/> | | | | | | | | | | | | | | | |
| RPI | S | Opponent | Score | RPI | S | Opponent | Score | RPI | S | Opponent | Score | RPI | S | Opponent | Score |
| | | | | 36 | A | Arkansas | 0 0 | 70 | H | North Texas | 1 1 | 105 | H | Dayton | 2 2 |
| | | | | | | | | 76 | A | Baylor | 0 1 | 115 | H | Charlotte | 4 1 |
| | | | | | | | | 81 | A | UTEP | 0 1 | 118 | A | LSU | 1 0 |
| | | | | | | | | 86 | H | Vanderbilt | 2 1 | 149 | H | Louisiana Tech | 6 0 |
| | | | | | | | | | | | | 152 | A | Fla. Atlantic | 3 2 |
| | | | | | | | | | | | | 154 | H | Old Dominion | 5 0 |
| | | | | | | | | | | | | 160 | A | FIU | 1 2 |
| | | | | | | | | | | | | 199 | A | UTSA | 3 0 |
| | | | | | | | | | | | | 223 | H | Air Force | 3 2 |
| | | | | | | | | | | | | 256 | H | Southern Miss. | 4 0 |
| | | | | | | | | | | | | 258 | A | Lamar | 2 0 |
| <hr/> | | | | | | | | | | | | | | | |
| LAST 10 GAMES | | | | | | | | | | | | | | | |
| | | | | 115 | H | Charlotte | 4 1 | 81 | A | UTEP | 0 1 | | | | |
| | | | | 154 | H | Old Dominion | 5 0 | 199 | A | UTSA | 3 0 | | | | |
| | | | | 152 | A | Fla. Atlantic | 3 2 | 149 | H | Louisiana Tech | 6 0 | | | | |
| | | | | 160 | A | FIU | 1 2 | 256 | H | Southern Miss. | 4 0 | | | | |
| | | | | 70 | H | North Texas | 1 1 | 223 | H | Air Force | 3 2 | | | | |

Non-Div. I Games:

Rice

| Average RPI Win: | | 121 | WON-LOST RECORD | | WINNING PCT. RANK | | LAST 10 GAMES | | STRENGTH OF SCHEDULE | | OPP. STRENGTH OF SCHEDULE | | TEAM RPI | | ADJ RPI | | CONF. RPI | | ADJ CONF. RPI | | | | | |
|------------------|---|---------------------|-----------------|-----------|-------------------|----------------|---------------|--------------------------|----------------------|-------------|---------------------------|----------|----------|----------------|---------|-------|-----------|--|---------------|--|---|--|---|--|
| DIV. I ONLY | | | 5-8-3 | | .40625 | | 234 | | 3-4-3 | | 6 | | 37 | | 67 | | .56114 | | 66 | | 4 | | 4 | |
| DIV. I NON-CONF. | | | 2-4-1 | | .35714 | | 242 | | 0-0-1 | | 9 | | 81 | | 87 | | .54921 | | 86 | | 4 | | 4 | |
| TOTALS | | RPI 1-25 | | RPI 26-50 | | W-L RECORDS | | RPI 51-100 | | RPI 101-150 | | RPI 150+ | | | | | | | | | | | | |
| 5-8-3 | | 1-5-0 | | 1-0-1 | | OVERALL | | 1-2-1 | | 0-0-1 | | 2-1-0 | | | | | | | | | | | | |
| 3-2-2 | | 0-1-0 | | 0-0-1 | | HOME | | 1-1-0 | | 0-0-1 | | 2-0-0 | | | | | | | | | | | | |
| 1-5-1 | | 1-4-0 | | 0-0-0 | | AWAY | | 0-1-1 | | 0-0-0 | | 0-0-0 | | | | | | | | | | | | |
| 1-1-0 | | 0-0-0 | | 1-0-0 | | NEUTRAL | | 0-0-0 | | 0-0-0 | | 0-1-0 | | | | | | | | | | | | |
| 2-4-1 | | 0-2-0 | | 1-0-0 | | NON-CONFERENCE | | 0-1-1 | | 0-0-0 | | 1-1-0 | | | | | | | | | | | | |
| 1-1-0 | | 0-0-0 | | 0-0-0 | | HOME | | 0-1-0 | | 0-0-0 | | 1-0-0 | | | | | | | | | | | | |
| 0-2-1 | | 0-2-0 | | 0-0- | | AWAY | | 0-0-1 | | 0-0-0 | | 0-0-0 | | | | | | | | | | | | |
| 1-1-0 | | 0-0-0 | | 1-0-0 | | NEUTRAL | | 0-0-0 | | 0-0-0 | | 0-1-0 | | | | | | | | | | | | |
| 3-4-2 | | 1-3-0 | | 0-0-1 | | CONFERENCE | | 1-1-0 | | 0-0-1 | | 1-0-0 | | | | | | | | | | | | |
| 2-1-2 | | 0-1-0 | | 0-0-1 | | HOME | | 1-0-0 | | 0-0-1 | | 1-0-0 | | | | | | | | | | | | |
| 1-3-0 | | 1-2-0 | | 0-0-0 | | AWAY | | 0-1-0 | | 0-0-0 | | 0-0-0 | | | | | | | | | | | | |
| 0-0-0 | | 0-0-0 | | 0-0-0 | | NEUTRAL | | 0-0-0 | | 0-0-0 | | 0-0-0 | | | | | | | | | | | | |
| RPI | S | Opponent | | Score | | RPI | S | Opponent | | Score | | RPI | S | Opponent | | Score | | | | | | | | |
| 2 | A | UCLA | | 1 | 2 | 26 | H | Clemson | | 1 | 1 | 53 | H | Boston College | | 4 | 3 | | | | | | | |
| 5 | A | North Carolina | | 0 | 3 | 41 | N | Georgetown | | 2 | 0 | 57 | A | Duke | | 1 | 2 | | | | | | | |
| 8 | A | Virginia | | 0 | 5 | | | | | | | 77 | A | Long Beach St. | | 1 | 1 | | | | | | | |
| 15 | H | Notre Dame | | 0 | 1 | | | | | | | 79 | H | James Madison | | 1 | 2 | | | | | | | |
| 17 | A | Kansas | | 1 | 4 | | | | | | | | | | | | | | | | | | | |
| 20 | A | Virginia Tech | | 1 | 0 | | | | | | | | | | | | | | | | | | | |
| LAST 10 GAMES | | | | | | | | | | | | | | | | | | | | | | | | |
| | | 121 H Syracuse | | 0 | 0 | | | 26 H Clemson | | 1 | 1 | | | | | | | | | | | | | |
| | | 53 H Boston College | | 4 | 3 | | | 15 H Notre Dame | | 0 | 1 | | | | | | | | | | | | | |
| | | 20 A Virginia Tech | | 1 | 0 | | | 8 A Virginia | | 0 | 5 | | | | | | | | | | | | | |
| | | 57 A Duke | | 1 | 2 | | | 239 H North Carolina St. | | 1 | 0 | | | | | | | | | | | | | |
| | | 5 A North Carolina | | 0 | 3 | | | 77 A Long Beach St. | | 1 | 1 | | | | | | | | | | | | | |

Non-Div. I Games:

Wake Forest

| Navy | | | | Through Games Of Oct. 26, 2014 | | | | | | | | | | | | |
|-------------------|---|----------|-----------------|--------------------------------|---------------|----------------------|---------------------------|------------|---------|-------------|---------------|----------------|-------|-----------------|---|---|
| Average RPI Win: | | 212 | WON-LOST RECORD | WINNING PCT. RANK | LAST 10 GAMES | STRENGTH OF SCHEDULE | OPP. STRENGTH OF SCHEDULE | TEAM RPI | ADJ RPI | CONF. RPI | ADJ CONF. RPI | | | | | |
| Average RPI Loss: | | 69 | | | | | | | | | | | | | | |
| DIV. I ONLY | | | 10-3-5 | .69444 | 53 | 7-1-2 | 125 | 124 | 68 | .56022 | 67 | 11 | 11 | | | |
| DIV. I NON-CONF. | | | 5-2-3 | .65 | 85 | 2-0-0 | 165 | 143 | 95 | .54268 | 95 | 13 | 12 | | | |
| TOTALS | | RPI 1-25 | | RPI 26-50 | | W-L RECORDS | | RPI 51-100 | | RPI 101-150 | | RPI 150+ | | | | |
| 10-3-5 | | 0-1-0 | | 0-1-2 | | OVERALL | | 1-0-1 | | 2-1-1 | | 7-0-1 | | | | |
| 6-0-2 | | 0-0-0 | | 0-0-0 | | HOME | | 0-0-1 | | 2-0-1 | | 4-0-0 | | | | |
| 4-3-3 | | 0-1-0 | | 0-1-2 | | AWAY | | 1-0-0 | | 0-1-0 | | 3-0-1 | | | | |
| 0-0-0 | | 0-0-0 | | 0-0-0 | | NEUTRAL | | 0-0-0 | | 0-0-0 | | 0-0-0 | | | | |
| 5-2-3 | | 0-1-0 | | 0-0-1 | | NON-CONFERENCE | | 1-0-1 | | 0-1-1 | | 4-0-0 | | | | |
| 2-0-2 | | 0-0-0 | | 0-0-0 | | HOME | | 0-0-1 | | 0-0-1 | | 2-0-0 | | | | |
| 3-2-1 | | 0-1-0 | | 0-1- | | AWAY | | 1-0-0 | | 0-1-0 | | 2-0-0 | | | | |
| 0-0-0 | | 0-0-0 | | 0-0-0 | | NEUTRAL | | 0-0-0 | | 0-0-0 | | 0-0-0 | | | | |
| 5-1-2 | | 0-0-0 | | 0-1-1 | | CONFERENCE | | 0-0-0 | | 2-0-0 | | 3-0-1 | | | | |
| 4-0-0 | | 0-0-0 | | 0-0-0 | | HOME | | 0-0-0 | | 2-0-0 | | 2-0-0 | | | | |
| 1-1-2 | | 0-0-0 | | 0-1-1 | | AWAY | | 0-0-0 | | 0-0-0 | | 1-0-1 | | | | |
| 0-0-0 | | 0-0-0 | | 0-0-0 | | NEUTRAL | | 0-0-0 | | 0-0-0 | | 0-0-0 | | | | |
| RPI | S | Opponent | Score | | RPI | S | Opponent | Score | | RPI | S | Opponent | Score | | | |
| 25 | A | UConn | 1 | 2 | 28 | A | South Fla. | 1 | 1 | 73 | H | Maryland | 1 | 1 | | |
| | | | | | 29 | A | Colgate | 1 | 1 | 79 | A | James Madison | 1 | 0 | | |
| | | | | | 39 | A | Boston U. | 0 | 1 | | | | | | | |
| | | | | | | | | | | | | 109 | H | Ball St. | 1 | 1 |
| | | | | | | | | | | | | 117 | H | Bucknell | 3 | 0 |
| | | | | | | | | | | | | 127 | H | Holy Cross | 2 | 0 |
| | | | | | | | | | | | | 143 | A | UMBC | 0 | 1 |
| | | | | | | | | | | | | 157 | A | Loyola Maryland | 0 | 0 |
| | | | | | | | | | | | | 166 | A | Penn | 2 | 1 |
| | | | | | | | | | | | | 194 | A | Lehigh | 2 | 0 |
| | | | | | | | | | | | | 246 | H | Lafayette | 4 | 0 |
| | | | | | | | | | | | | 280 | A | Stetson | 3 | 1 |
| | | | | | | | | | | | | 287 | H | American | 4 | 1 |
| | | | | | | | | | | | | 300 | H | Marist | 2 | 1 |
| | | | | | | | | | | | | 321 | H | Mt. St. Mary's | 3 | 0 |
| LAST 10 GAMES | | | | | | | | | | | | | | | | |
| | | | | | 157 | A | Loyola Maryland | 0 | 0 | 29 | A | Colgate | 1 | 1 | | |
| | | | | | 194 | A | Lehigh | 2 | 0 | 287 | H | American | 4 | 1 | | |
| | | | | | 127 | H | Holy Cross | 2 | 0 | 246 | H | Lafayette | 4 | 0 | | |
| | | | | | 166 | A | Penn | 2 | 1 | 321 | H | Mt. St. Mary's | 3 | 0 | | |
| | | | | | 117 | H | Bucknell | 3 | 0 | 39 | A | Boston U. | 0 | 1 | | |

Non-Div. I Games:

Navy

| Average RPI Win: 165 | | WON-LOST RECORD | | WINNING PCT. RANK | | LAST 10 GAMES | | STRENGTH OF SCHEDULE | | OPP. STRENGTH OF SCHEDULE | | TEAM RPI | | ADJ RPI | | CONF. RPI | | ADJ CONF. RPI | |
|----------------------|----------------|-----------------|---|-------------------|-------------------|----------------|---|----------------------|----------------|---------------------------|---|----------|----------------|------------|---|-----------|--|---------------|--|
| DIV. I ONLY | | 12-5-1 | | .69444 53 | | 5-4-1 | | 162 | | 55 | | 66 | | .55967 68 | | 5 | | 5 | |
| DIV. I NON-CONF. | | 5-1-0 | | .83333 24 | | 0-0-0 | | 329 | | 158 | | 195 | | .48515 194 | | 5 | | 5 | |
| TOTALS | | RPI 1-25 | | RPI 26-50 | | W-L RECORDS | | RPI 51-100 | | RPI 101-150 | | RPI 150+ | | | | | | | |
| 12-5-1 | | 0-1-1 | | 1-2-0 | | OVERALL | | 3-1-0 | | 2-0-0 | | 6-1-0 | | | | | | | |
| 6-2-0 | | 0-0-0 | | 0-1-0 | | HOME | | 2-1-0 | | 1-0-0 | | 3-0-0 | | | | | | | |
| 6-3-1 | | 0-1-1 | | 1-1-0 | | AWAY | | 1-0-0 | | 1-0-0 | | 3-1-0 | | | | | | | |
| 0-0-0 | | 0-0-0 | | 0-0-0 | | NEUTRAL | | 0-0-0 | | 0-0-0 | | 0-0-0 | | | | | | | |
| 5-1-0 | | 0-0-0 | | 0-0-0 | | NON-CONFERENCE | | 0-0-0 | | 0-0-0 | | 5-1-0 | | | | | | | |
| 2-0-0 | | 0-0-0 | | 0-0-0 | | HOME | | 0-0-0 | | 0-0-0 | | 2-0-0 | | | | | | | |
| 3-1-0 | | 0-0-0 | | 0-0- | | AWAY | | 0-0-0 | | 0-0-0 | | 3-1-0 | | | | | | | |
| 0-0-0 | | 0-0-0 | | 0-0-0 | | NEUTRAL | | 0-0-0 | | 0-0-0 | | 0-0-0 | | | | | | | |
| 7-4-1 | | 0-1-1 | | 1-2-0 | | CONFERENCE | | 3-1-0 | | 2-0-0 | | 1-0-0 | | | | | | | |
| 4-2-0 | | 0-0-0 | | 0-1-0 | | HOME | | 2-1-0 | | 1-0-0 | | 1-0-0 | | | | | | | |
| 3-2-1 | | 0-1-1 | | 1-1-0 | | AWAY | | 1-0-0 | | 1-0-0 | | 0-0-0 | | | | | | | |
| 0-0-0 | | 0-0-0 | | 0-0-0 | | NEUTRAL | | 0-0-0 | | 0-0-0 | | 0-0-0 | | | | | | | |
| RPI S | Opponent | Score | | RPI S | Opponent | Score | | RPI S | Opponent | Score | | RPI S | Opponent | Score | | | | | |
| 3 | A Penn St. | 1 | 2 | 33 | A Michigan | 2 | 4 | 69 | H Illinois | 2 | 0 | 104 | A Ohio St. | 2 | 1 | | | | |
| 12 | A Wisconsin | 0 | 0 | 35 | H Rutgers | 0 | 1 | 72 | A Michigan St. | 1 | 0 | 138 | H Purdue | 3 | 1 | | | | |
| | | | | 50 | A Minnesota | 1 | 0 | 73 | H Maryland | 0 | 1 | 153 | A Iowa St. | 1 | 2 | | | | |
| | | | | | | | | 75 | H Northwestern | 1 | 0 | 159 | H Indiana | 1 | 0 | | | | |
| | | | | | | | | | | | | 177 | H Butler | 3 | 2 | | | | |
| | | | | | | | | | | | | 272 | A Colorado St. | 4 | 0 | | | | |
| | | | | | | | | | | | | 273 | A UNI | 1 | 0 | | | | |
| | | | | | | | | | | | | 279 | H Fresno St. | 3 | 0 | | | | |
| | | | | | | | | | | | | 307 | A Ill.-Chicago | 4 | 0 | | | | |
| | | | | LAST 10 GAMES | | | | | | | | | | | | | | | |
| | 3 A Penn St. | 1 | 2 | | 33 A Michigan | 2 | 4 | | | | | | | | | | | | |
| | 104 A Ohio St. | 2 | 1 | | 72 A Michigan St. | 1 | 0 | | | | | | | | | | | | |
| | 138 H Purdue | 3 | 1 | | 35 H Rutgers | 0 | 1 | | | | | | | | | | | | |
| | 159 H Indiana | 1 | 0 | | 73 H Maryland | 0 | 1 | | | | | | | | | | | | |
| | 12 A Wisconsin | 0 | 0 | | 50 A Minnesota | 1 | 0 | | | | | | | | | | | | |

Non-Div. I Games:

Iowa

| Average RPI Win: 144 | | WON-LOST RECORD | WINNING PCT. RANK | | LAST 10 GAMES | STRENGTH OF SCHEDULE | OPP. STRENGTH OF SCHEDULE | TEAM RPI | ADJ RPI | CONF. RPI | ADJ CONF. RPI | | | | | | |
|----------------------|---|--------------------|----------------------|-----------|------------------|-------------------------|------------------------------|-------------|------------|--------------|------------------|----------|---|--------------|--|-------|--|
| Average RPI Loss: 40 | | | | | | | | | | | | | | | | | |
| DIV. I ONLY | | 10-7-1 | .58333 | 112 | 4-5-1 | 90 | 41 | 71 | .55729 | 69 | 5 | 5 | | | | | |
| DIV. I NON-CONF. | | 5-1-0 | .83333 | 24 | 0-0-0 | 152 | 73 | 38 | .59712 | 38 | 5 | 5 | | | | | |
| <hr/> | | | | | | | | | | | | | | | | | |
| TOTALS | | RPI 1-25 | | RPI 26-50 | | W-L RECORDS | | RPI 51-100 | | RPI 101-150 | | RPI 150+ | | | | | |
| 10-7-1 | | 0-2-0 | | 1-3-0 | | OVERALL | | 1-2-1 | | 4-0-0 | | 4-0-0 | | | | | |
| 5-3-0 | | 0-1-0 | | 1-2-0 | | HOME | | 1-0-0 | | 2-0-0 | | 1-0-0 | | | | | |
| 4-4-1 | | 0-1-0 | | 0-1-0 | | AWAY | | 0-2-1 | | 2-0-0 | | 2-0-0 | | | | | |
| 1-0-0 | | 0-0-0 | | 0-0-0 | | NEUTRAL | | 0-0-0 | | 0-0-0 | | 1-0-0 | | | | | |
| 5-1-0 | | 0-1-0 | | 1-0-0 | | NON-CONFERENCE | | 0-0-0 | | 1-0-0 | | 3-0-0 | | | | | |
| 2-1-0 | | 0-1-0 | | 1-0-0 | | HOME | | 0-0-0 | | 1-0-0 | | 0-0-0 | | | | | |
| 2-0-0 | | 0-0-0 | | 0-0- | | AWAY | | 0-0-0 | | 0-0-0 | | 2-0-0 | | | | | |
| 1-0-0 | | 0-0-0 | | 0-0-0 | | NEUTRAL | | 0-0-0 | | 0-0-0 | | 1-0-0 | | | | | |
| 5-6-1 | | 0-1-0 | | 0-3-0 | | CONFERENCE | | 1-2-1 | | 3-0-0 | | 1-0-0 | | | | | |
| 3-2-0 | | 0-0-0 | | 0-2-0 | | HOME | | 1-0-0 | | 1-0-0 | | 1-0-0 | | | | | |
| 2-4-1 | | 0-1-0 | | 0-1-0 | | AWAY | | 0-2-1 | | 2-0-0 | | 0-0-0 | | | | | |
| 0-0-0 | | 0-0-0 | | 0-0-0 | | NEUTRAL | | 0-0-0 | | 0-0-0 | | 0-0-0 | | | | | |
| RPI | S | Opponent | | Score | | RPI | S | Opponent | | Score | | RPI | S | Opponent | | Score | |
| 3 | A | Penn St. | | 1 2 | | 33 | H | Michigan | | 1 2 | | 68 | A | Iowa | | 0 2 | |
| 15 | H | Notre Dame | | 1 3 | | 35 | A | Rutgers | | 1 2 | | 72 | H | Michigan St. | | 2 0 | |
| | | | | | | 40 | H | Arizona St. | | 3 1 | | 73 | A | Maryland | | 1 1 | |
| | | | | | | 50 | H | Minnesota | | 1 2 | | 75 | A | Northwestern | | 0 2 | |
| | | | | | | | | | | | | | | | | | |
| | | | | | | | | | | | | | | | | | |
| | | | | | | | | | | | | | | | | | |
| | | | | | | | | | | | | | | | | | |
| | | | | | | | | | | | | | | | | | |
| | | | | | | | | | | | | | | | | | |
| | | | | | | | | | | | | | | | | | |
| | | | | | | | | | | | | | | | | | |
| | | | | | | | | | | | | | | | | | |
| | | | | | | | | | | | | | | | | | |
| | | | | | | | | | | | | | | | | | |
| | | | | | | | | | | | | | | | | | |
| | | | | | | | | | | | | | | | | | |
| | | | | | | | | | | | | | | | | | |
| | | | | | | | | | | | | | | | | | |
| | | | | | | | | | | | | | | | | | |
| | | | | | | | | | | | | | | | | | |
| | | | | | | | | | | | | | | | | | |
| | | | | | | | | | | | | | | | | | |
| | | | | | | | | | | | | | | | | | |
| | | | | | | | | | | | | | | | | | |
| | | | | | | | | | | | | | | | | | |
| | | | | | | | | | | | | | | | | | |
| | | | | | | | | | | | | | | | | | |
| | | | | | | | | | | | | | | | | | |
| | | | | | | | | | | | | | | | | | |
| | | | | | | | | | | | | | | | | | |
| | | | | | | | | | | | | | | | | | |
| | | | | | | | | | | | | | | | | | |
| | | | | | | | | | | | | | | | | | |
| | | | | | | | | | | | | | | | | | |
| | | | | | | | | | | | | | | | | | |
| | | | | | | | | | | | | | | | | | |
| | | | | | | | | | | | | | | | | | |
| | | | | | | | | | | | | | | | | | |
| | | | | | | | | | | | | | | | | | |
| | | | | | | | | | | | | | | | | | |
| | | | | | | | | | | | | | | | | | |
| | | | | | | | | | | | | | | | | | |
| | | | | | | | | | | | | | | | | | |
| | | | | | | | | | | | | | | | | | |
| | | | | | | | | | | | | | | | | | |
| | | | | | | | | | | | | | | | | | |
| | | | | | | | | | | | | | | | | | |
| | | | | | | | | | | | | | | | | | |
| | | | | | | | | | | | | | | | | | |
| | | | | | | | | </ | | | | | | | | | |

Non-Div. I Games:

Illinois

| Average RPI Win: 186 | | WON-LOST | WINNING | LAST 10 | STRENGTH OF | | OPP. STRENGTH | TEAM | ADJ | CONF. | ADJ CONF. |
|----------------------|----------|----------|-----------|----------------|-------------|-------|----------------|-------|-------------|-------------------|-----------|
| Average RPI Loss: 99 | | RECORD | PCT. RANK | GAMES | SCHEDULE | | OF SCHEDULE | RPI | RPI | RPI | RPI |
| DIV. I ONLY | | 13-4-1 | .75 | 29 | 7-2-1 | | 199 | 107 | 69 | .55699 | 70 |
| DIV. I NON-CONF. | | 6-3-0 | .66667 | 77 | 0-1-0 | | 270 | 90 | 145 | .51156 | 146 |
| TOTALS | | RPI 1-25 | RPI 26-50 | | W-L RECORDS | | RPI 51-100 | | RPI 101-150 | | RPI 150+ |
| 13-4-1 | 0-0-0 | 0-1-0 | | OVERALL | | 2-1-1 | | 2-1-0 | | 9-1-0 | |
| 8-3-0 | 0-0-0 | 0-1-0 | | HOME | | 1-1-0 | | 2-1-0 | | 5-0-0 | |
| 5-1-1 | 0-0-0 | 0-0-0 | | AWAY | | 1-0-1 | | 0-0-0 | | 4-1-0 | |
| 0-0-0 | 0-0-0 | 0-0-0 | | NEUTRAL | | 0-0-0 | | 0-0-0 | | 0-0-0 | |
| 6-3-0 | 0-0-0 | 0-1-0 | | NON-CONFERENCE | | 1-1-0 | | 0-1-0 | | 5-0-0 | |
| 4-3-0 | 0-0-0 | 0-1-0 | | HOME | | 1-1-0 | | 0-1-0 | | 3-0-0 | |
| 2-0-0 | 0-0-0 | 0-0- | | AWAY | | 0-0-0 | | 0-0-0 | | 2-0-0 | |
| 0-0-0 | 0-0-0 | 0-0-0 | | NEUTRAL | | 0-0-0 | | 0-0-0 | | 0-0-0 | |
| 7-1-1 | 0-0-0 | 0-0-0 | | CONFERENCE | | 1-0-1 | | 2-0-0 | | 4-1-0 | |
| 4-0-0 | 0-0-0 | 0-0-0 | | HOME | | 0-0-0 | | 2-0-0 | | 2-0-0 | |
| 3-1-1 | 0-0-0 | 0-0-0 | | AWAY | | 1-0-1 | | 0-0-0 | | 2-1-0 | |
| 0-0-0 | 0-0-0 | 0-0-0 | | NEUTRAL | | 0-0-0 | | 0-0-0 | | 0-0-0 | |
| RPI S | Opponent | Score | RPI S | Opponent | Score | RPI S | Opponent | Score | RPI S | Opponent | Score |
| | | | 46 H | TCU | 0 1 | 58 H | Oklahoma | 1 2 | 115 H | Charlotte | 5 0 |
| | | | | | | 65 A | Rice | 1 1 | 140 H | Gonzaga | 1 2 |
| | | | | | | 81 A | UTEP | 1 0 | 149 H | Louisiana Tech | 1 0 |
| | | | | | | 86 H | Vanderbilt | 1 0 | 152 A | Fla. Atlantic | 0 2 |
| | | | | | | | | | 154 H | Old Dominion | 2 0 |
| | | | | | | | | | 160 A | FIU | 2 1 |
| | | | | | | | | | 199 A | UTSA | 2 0 |
| | | | | | | | | | 208 H | Abilene Christian | 3 1 |
| | | | | | | | | | 215 H | Oregon St. | 1 0 |
| | | | | | | | | | 216 A | Houston Baptist | 2 0 |
| | | | | | | | | | 256 H | Southern Miss. | 4 0 |
| | | | | | | | | | 258 A | Lamar | 1 0 |
| | | | | | | | | | 315 H | Texas Southern | 3 0 |
| LAST 10 GAMES | | | | | | | | | | | |
| | | | 154 H | Old Dominion | 2 0 | 199 A | UTSA | 2 0 | | | |
| | | | 115 H | Charlotte | 5 0 | 81 A | UTEP | 1 0 | | | |
| | | | 160 A | FIU | 2 1 | 256 H | Southern Miss. | 4 0 | | | |
| | | | 152 A | Fla. Atlantic | 0 2 | 149 H | Louisiana Tech | 1 0 | | | |
| | | | 65 A | Rice | 1 1 | 46 H | TCU | 0 1 | | | |

Non-Div. I Games:

North Texas

| Average RPI Win: | | 243 | WON-LOST | | WINNING | | LAST 10 | | STRENGTH OF | | OPP. STRENGTH | | TEAM | | ADJ | | CONF. | | ADJ CONF. | | | | | |
|-------------------------|---|------------------|----------|-----------|-----------|----------------|---------|------------|-------------|-------------|---------------|------------------------|------|-------------------|-----|-------|--------|-----|-----------|--|----|--|----|--|
| Average RPI Loss: | | 20 | RECORD | | PCT. RANK | | GAMES | | SCHEDULE | | OF SCHEDULE | | RPI | | RPI | | RPI | | RPI | | | | | |
| DIV. I ONLY | | | 13-2-1 | | .84375 | | 9 | | 10-0-0 | | 274 | | 144 | | 70 | | .55589 | | 71 | | 24 | | 24 | |
| DIV. I NON-CONF. | | | 4-2-1 | | .64286 | | 91 | | 1-0-0 | | 290 | | 28 | | 168 | | .5002 | | 168 | | 24 | | 24 | |
| TOTALS | | RPI 1-25 | | RPI 26-50 | | W-L RECORDS | | RPI 51-100 | | RPI 101-150 | | RPI 150+ | | | | | | | | | | | | |
| 13-2-1 | | 0-1-0 | | 0-1-0 | | OVERALL | | 0-0-0 | | 0-0-1 | | 13-0-0 | | | | | | | | | | | | |
| 6-0-0 | | 0-0-0 | | 0-0-0 | | HOME | | 0-0-0 | | 0-0-0 | | 6-0-0 | | | | | | | | | | | | |
| 6-1-1 | | 0-1-0 | | 0-0-0 | | AWAY | | 0-0-0 | | 0-0-1 | | 6-0-0 | | | | | | | | | | | | |
| 1-1-0 | | 0-0-0 | | 0-1-0 | | NEUTRAL | | 0-0-0 | | 0-0-0 | | 1-0-0 | | | | | | | | | | | | |
| 4-2-1 | | 0-1-0 | | 0-1-0 | | NON-CONFERENCE | | 0-0-0 | | 0-0-1 | | 4-0-0 | | | | | | | | | | | | |
| 2-0-0 | | 0-0-0 | | 0-0-0 | | HOME | | 0-0-0 | | 0-0-0 | | 2-0-0 | | | | | | | | | | | | |
| 1-1-1 | | 0-1-0 | | 0-0- | | AWAY | | 0-0-0 | | 0-0-1 | | 1-0-0 | | | | | | | | | | | | |
| 1-1-0 | | 0-0-0 | | 0-1-0 | | NEUTRAL | | 0-0-0 | | 0-0-0 | | 1-0-0 | | | | | | | | | | | | |
| 9-0-0 | | 0-0-0 | | 0-0-0 | | CONFERENCE | | 0-0-0 | | 0-0-0 | | 9-0-0 | | | | | | | | | | | | |
| 4-0-0 | | 0-0-0 | | 0-0-0 | | HOME | | 0-0-0 | | 0-0-0 | | 4-0-0 | | | | | | | | | | | | |
| 5-0-0 | | 0-0-0 | | 0-0-0 | | AWAY | | 0-0-0 | | 0-0-0 | | 5-0-0 | | | | | | | | | | | | |
| 0-0-0 | | 0-0-0 | | 0-0-0 | | NEUTRAL | | 0-0-0 | | 0-0-0 | | 0-0-0 | | | | | | | | | | | | |
| RPI | S | Opponent | | Score | | RPI | S | Opponent | | Score | | RPI | S | Opponent | | Score | | | | | | | | |
| 4 | A | Texas A&M | | 0 1 | | 36 | N | Arkansas | | 2 4 | | 118 | A | LSU | | 0 0 | | | | | | | | |
| | | | | | | | | | | | | 175 | H | Sam Houston St. | | 2 1 | | | | | | | | |
| | | | | | | | | | | | | 186 | H | Southeastern La. | | 3 0 | | | | | | | | |
| | | | | | | | | | | | | 208 | A | Abilene Christian | | 1 0 | | | | | | | | |
| | | | | | | | | | | | | 215 | H | Oregon St. | | 2 0 | | | | | | | | |
| | | | | | | | | | | | | 216 | A | Houston Baptist | | 2 0 | | | | | | | | |
| | | | | | | | | | | | | 238 | A | La.-Monroe | | 3 2 | | | | | | | | |
| | | | | | | | | | | | | 258 | H | Lamar | | 2 1 | | | | | | | | |
| | | | | | | | | | | | | 260 | N | Nevada | | 3 0 | | | | | | | | |
| | | | | | | | | | | | | 264 | H | Central Ark. | | 3 0 | | | | | | | | |
| | | | | | | | | | | | | 267 | A | McNeese St. | | 1 0 | | | | | | | | |
| 270 | A | Nicholls St. | | 3 1 | | | | | | | | | | | | | | | | | | | | |
| 288 | A | Northwestern St. | | 4 0 | | | | | | | | | | | | | | | | | | | | |
| 316 | H | Southern U. | | 7 0 | | | | | | | | | | | | | | | | | | | | |
| LAST 10 GAMES | | | | | | | | | | | | | | | | | | | | | | | | |
| 264 H Central Ark. | | | | | | 3 0 | | | | | | 175 H Sam Houston St. | | | | | | 2 1 | | | | | | |
| 270 A Nicholls St. | | | | | | 3 1 | | | | | | 216 A Houston Baptist | | | | | | 2 0 | | | | | | |
| 186 H Southeastern La. | | | | | | 3 0 | | | | | | 258 H Lamar | | | | | | 2 1 | | | | | | |
| 208 A Abilene Christian | | | | | | 1 0 | | | | | | 288 A Northwestern St. | | | | | | 4 0 | | | | | | |
| 267 A McNeese St. | | | | | | 1 0 | | | | | | 316 H Southern U. | | | | | | 7 0 | | | | | | |

| | | | | | | | | | | | | | | | | | | | | |
|-------------------|---|-----------|----------|-----------|-----------|----------------|---------|---------------|-------------|-------------|---------------|----------|------|--------------|-----|-------------------|--------|---|-----------|--|
| Average RPI Win: | | 155 | WON-LOST | | WINNING | | LAST 10 | | STRENGTH OF | | OPP. STRENGTH | | TEAM | | ADJ | | CONF. | | ADJ CONF. | |
| Average RPI Loss: | | 43 | RECORD | | PCT. RANK | | GAMES | | SCHEDULE | | OF SCHEDULE | | RPI | | RPI | | RPI | | RPI | |
| DIV. I ONLY | | | 9-8-1 | | .52778 | | 150 | | 3-6-1 | | 49 | | 71 | | 74 | | .55509 | | 72 | |
| DIV. I NON-CONF. | | | 6-0-0 | | 1 | | 1 | | 0-0-0 | | 123 | | 214 | | 20 | | .6349 | | 21 | |
| TOTALS | | RPI 1-25 | | RPI 26-50 | | W-L RECORDS | | RPI 51-100 | | RPI 101-150 | | RPI 150+ | | | | | | | | |
| 9-8-1 | | 0-2-0 | | 1-3-0 | | OVERALL | | 0-3-1 | | 5-0-0 | | 3-0-0 | | | | | | | | |
| 5-4-0 | | 0-2-0 | | 0-1-0 | | HOME | | 0-1-0 | | 4-0-0 | | 1-0-0 | | | | | | | | |
| 4-4-1 | | 0-0-0 | | 1-2-0 | | AWAY | | 0-2-1 | | 1-0-0 | | 2-0-0 | | | | | | | | |
| 0-0-0 | | 0-0-0 | | 0-0-0 | | NEUTRAL | | 0-0-0 | | 0-0-0 | | 0-0-0 | | | | | | | | |
| 6-0-0 | | 0-0-0 | | 1-0-0 | | NON-CONFERENCE | | 0-0-0 | | 2-0-0 | | 3-0-0 | | | | | | | | |
| 3-0-0 | | 0-0-0 | | 0-0-0 | | HOME | | 0-0-0 | | 2-0-0 | | 1-0-0 | | | | | | | | |
| 3-0-0 | | 0-0-0 | | 1-0- | | AWAY | | 0-0-0 | | 0-0-0 | | 2-0-0 | | | | | | | | |
| 0-0-0 | | 0-0-0 | | 0-0-0 | | NEUTRAL | | 0-0-0 | | 0-0-0 | | 0-0-0 | | | | | | | | |
| 3-8-1 | | 0-2-0 | | 0-3-0 | | CONFERENCE | | 0-3-1 | | 3-0-0 | | 0-0-0 | | | | | | | | |
| 2-4-0 | | 0-2-0 | | 0-1-0 | | HOME | | 0-1-0 | | 2-0-0 | | 0-0-0 | | | | | | | | |
| 1-4-1 | | 0-0-0 | | 0-2-0 | | AWAY | | 0-2-1 | | 1-0-0 | | 0-0-0 | | | | | | | | |
| 0-0-0 | | 0-0-0 | | 0-0-0 | | NEUTRAL | | 0-0-0 | | 0-0-0 | | 0-0-0 | | | | | | | | |
| RPI | S | Opponent | | Score | | RPI | S | Opponent | | Score | | RPI | S | Opponent | | Score | | | | |
| 3 | H | Penn St. | | 1 | 2 | 33 | A | Michigan | | 1 | 2 | 68 | H | Iowa | | 0 | 1 | | | |
| 12 | H | Wisconsin | | 1 | 2 | 35 | A | Rutgers | | 0 | 1 | 69 | A | Illinois | | 0 | 2 | | | |
| | | | | | | 45 | A | San Diego St. | | 3 | 1 | 73 | A | Maryland | | 0 | 0 | | | |
| | | | | | | 50 | H | Minnesota | | 0 | 1 | 75 | A | Northwestern | | 0 | 2 | | | |
| | | | | | | | | | | | | | | 104 | H | Ohio St. | 2 | 1 | | |
| | | | | | | | | | | | | | | 111 | H | Eastern Mich. | 3 | 0 | | |
| | | | | | | | | | | | | | | 112 | H | Nebraska | 3 | 1 | | |
| | | | | | | | | | | | | | | 138 | A | Purdue | 2 | 0 | | |
| | | | | | | | | | | | | | | 150 | H | Western Mich. | 3 | 2 | | |
| | | | | | | | | | | | | | | 180 | A | Cal St. Fullerton | 1 | 0 | | |
| | | | | | | | | | | | | | | 250 | A | Oakland | 1 | 0 | | |
| | | | | | | | | | | | | | | 308 | H | IPFW | 3 | 1 | | |
| LAST 10 GAMES | | | | | | | | | | | | | | | | | | | | |
| | | | | | | 75 | A | Northwestern | | 0 | 2 | 112 | H | Nebraska | | 3 | 1 | | | |
| | | | | | | 69 | A | Illinois | | 0 | 2 | 68 | H | Iowa | | 0 | 1 | | | |
| | | | | | | 3 | H | Penn St. | | 1 | 2 | 33 | A | Michigan | | 1 | 2 | | | |
| | | | | | | 104 | H | Ohio St. | | 2 | 1 | 73 | A | Maryland | | 0 | 0 | | | |
| | | | | | | 138 | A | Purdue | | 2 | 0 | 35 | A | Rutgers | | 0 | 1 | | | |

Non-Div. I Games:

Michigan St.

| Average RPI Win: 114 | | WON-LOST RECORD | | WINNING PCT. RANK | | LAST 10 GAMES | | STRENGTH OF SCHEDULE | | OPP. STRENGTH OF SCHEDULE | | TEAM RPI | | ADJ RPI | | CONF. RPI | | ADJ CONF. RPI | |
|----------------------|------------|-----------------|---|-------------------|--------------|----------------|---|----------------------|----------------|---------------------------|---|----------|--------------------|-----------|---|-----------|--|---------------|--|
| DIV. I ONLY | | 5-6-6 | | .47059 185 | | 2-3-5 | | 29 | | 48 | | 73 | | .55493 73 | | 5 | | 5 | |
| DIV. I NON-CONF. | | 2-2-1 | | .5 153 | | 0-0-0 | | 5 | | 50 | | 41 | | .59467 44 | | 5 | | 5 | |
| TOTALS | | RPI 1-25 | | RPI 26-50 | | W-L RECORDS | | RPI 51-100 | | RPI 101-150 | | RPI 150+ | | | | | | | |
| 5-6-6 | | 0-3-0 | | 1-2-0 | | OVERALL | | 2-0-4 | | 1-1-1 | | 1-0-1 | | | | | | | |
| 4-1-4 | | 0-0-0 | | 1-1-0 | | HOME | | 1-0-3 | | 1-0-0 | | 1-0-1 | | | | | | | |
| 1-5-2 | | 0-3-0 | | 0-1-0 | | AWAY | | 1-0-1 | | 0-1-1 | | 0-0-0 | | | | | | | |
| 0-0-0 | | 0-0-0 | | 0-0-0 | | NEUTRAL | | 0-0-0 | | 0-0-0 | | 0-0-0 | | | | | | | |
| 2-2-1 | | 0-2-0 | | 0-0-0 | | NON-CONFERENCE | | 1-0-1 | | 0-0-0 | | 1-0-0 | | | | | | | |
| 2-0-0 | | 0-0-0 | | 0-0-0 | | HOME | | 1-0-0 | | 0-0-0 | | 1-0-0 | | | | | | | |
| 0-2-1 | | 0-2-0 | | 0-0- | | AWAY | | 0-0-1 | | 0-0-0 | | 0-0-0 | | | | | | | |
| 0-0-0 | | 0-0-0 | | 0-0-0 | | NEUTRAL | | 0-0-0 | | 0-0-0 | | 0-0-0 | | | | | | | |
| 3-4-5 | | 0-1-0 | | 1-2-0 | | CONFERENCE | | 1-0-3 | | 1-1-1 | | 0-0-1 | | | | | | | |
| 2-1-4 | | 0-0-0 | | 1-1-0 | | HOME | | 0-0-3 | | 1-0-0 | | 0-0-1 | | | | | | | |
| 1-3-1 | | 0-1-0 | | 0-1-0 | | AWAY | | 1-0-0 | | 0-1-1 | | 0-0-0 | | | | | | | |
| 0-0-0 | | 0-0-0 | | 0-0-0 | | NEUTRAL | | 0-0-0 | | 0-0-0 | | 0-0-0 | | | | | | | |
| RPI S | Opponent | Score | | RPI S | Opponent | Score | | RPI S | Opponent | Score | | RPI S | Opponent | Score | | | | | |
| 2 A | UCLA | 0 | 3 | 33 H | Michigan | 0 | 1 | 67 A | Navy | 1 | 1 | 104 A | Ohio St. | 1 | 1 | | | | |
| 12 A | Wisconsin | 0 | 1 | 35 H | Rutgers | 2 | 0 | 68 A | Iowa | 1 | 0 | 112 A | Nebraska | 3 | 4 | | | | |
| 18 A | Pepperdine | 0 | 1 | 50 A | Minnesota | 0 | 1 | 69 H | Illinois | 1 | 1 | 138 H | Purdue | 2 | 1 | | | | |
| | | | | | | | | 72 H | Michigan St. | 0 | 0 | 159 H | Indiana | 0 | 0 | | | | |
| | | | | | | | | 75 H | Northwestern | 0 | 0 | 239 H | North Carolina St. | 2 | 1 | | | | |
| | | | | | | | | 91 H | William & Mary | 4 | 0 | | | | | | | | |
| | | | | LAST 10 GAMES | | | | | | | | | | | | | | | |
| | | | | 12 A | Wisconsin | 0 | 1 | 159 H | Indiana | 0 | 0 | | | | | | | | |
| | | | | 50 A | Minnesota | 0 | 1 | 138 H | Purdue | 2 | 1 | | | | | | | | |
| | | | | 69 H | Illinois | 1 | 1 | 112 A | Nebraska | 3 | 4 | | | | | | | | |
| | | | | 75 H | Northwestern | 0 | 0 | 68 A | Iowa | 1 | 0 | | | | | | | | |
| | | | | 104 A | Ohio St. | 1 | 1 | 72 H | Michigan St. | 0 | 0 | | | | | | | | |

Non-Div. I Games:

Maryland

| Average RPI Win: | 176 | WON-LOST RECORD | WINNING PCT. RANK | LAST 10 GAMES | STRENGTH OF SCHEDULE | OPP. STRENGTH OF SCHEDULE | TEAM RPI | ADJ RPI | CONF. RPI | ADJ CONF. RPI | | |
|------------------|---------------|-----------------|-------------------|----------------|----------------------|---------------------------|----------|-------------|-------------------|---------------|----|----|
| DIV. I ONLY | | 8-4-4 | .625 | 88 | 7-1-2 | 100 | 96 | 72 | .55486 | 74 | 13 | 13 |
| DIV. I NON-CONF. | | 4-3-3 | .55 | 145 | 3-0-1 | 159 | 80 | 125 | .52281 | 126 | 14 | 14 |
| <hr/> | | | | | | | | | | | | |
| TOTALS | RPI 1-25 | RPI 26-50 | | W-L RECORDS | | RPI 51-100 | | RPI 101-150 | | RPI 150+ | | |
| 8-4-4 | 0-2-0 | 0-1-0 | | OVERALL | | 2-1-0 | | 1-0-2 | | 5-0-2 | | |
| 6-1-2 | 0-0-0 | 0-1-0 | | HOME | | 2-0-0 | | 1-0-1 | | 3-0-1 | | |
| 2-3-2 | 0-2-0 | 0-0-0 | | AWAY | | 0-1-0 | | 0-0-1 | | 2-0-1 | | |
| 0-0-0 | 0-0-0 | 0-0-0 | | NEUTRAL | | 0-0-0 | | 0-0-0 | | 0-0-0 | | |
| <hr/> | | | | | | | | | | | | |
| 4-3-3 | 0-1-0 | 0-1-0 | | NON-CONFERENCE | | 0-1-0 | | 1-0-1 | | 3-0-2 | | |
| 3-1-1 | 0-0-0 | 0-1-0 | | HOME | | 0-0-0 | | 1-0-0 | | 2-0-1 | | |
| 1-2-2 | 0-1-0 | 0-0- | | AWAY | | 0-1-0 | | 0-0-1 | | 1-0-1 | | |
| 0-0-0 | 0-0-0 | 0-0-0 | | NEUTRAL | | 0-0-0 | | 0-0-0 | | 0-0-0 | | |
| <hr/> | | | | | | | | | | | | |
| 4-1-1 | 0-1-0 | 0-0-0 | | CONFERENCE | | 2-0-0 | | 0-0-1 | | 2-0-0 | | |
| 3-0-1 | 0-0-0 | 0-0-0 | | HOME | | 2-0-0 | | 0-0-1 | | 1-0-0 | | |
| 1-1-0 | 0-1-0 | 0-0-0 | | AWAY | | 0-0-0 | | 0-0-0 | | 1-0-0 | | |
| 0-0-0 | 0-0-0 | 0-0-0 | | NEUTRAL | | 0-0-0 | | 0-0-0 | | 0-0-0 | | |
| <hr/> | | | | | | | | | | | | |
| RPI S | Opponent | Score | | RPI S | Opponent | Score | | RPI S | Opponent | Score | | |
| 20 A | Virginia Tech | 0 | 6 | 26 H | Clemson | 1 | 4 | 64 H | Rhode Island | 3 | 0 | |
| 21 A | La Salle | 1 | 3 | | | | | 79 A | James Madison | 0 | 1 | |
| | | | | | | | | 90 H | George Washington | 1 | 0 | |
| | | | | | | | | | | | | |
| | | | | | | | | | | | | |
| | | | | | | | | | | | | |
| | | | | | | | | | | | | |
| | | | | | | | | | | | | |
| | | | | | | | | | | | | |
| | | | | | | | | | | | | |
| | | | | | | | | | | | | |
| | | | | | | | | | | | | |
| | | | | | | | | | | | | |
| | | | | | | | | | | | | |
| | | | | | | | | | | | | |
| | | | | | | | | | | | | |
| | | | | | | | | | | | | |
| | | | | | | | | | | | | |
| | | | | | | | | | | | | |
| | | | | | | | | | | | | |
| | | | | | | | | | | | | |
| | | | | | | | | | | | | |
| | | | | | | | | | | | | |
| | | | | | | | | | | | | |
| | | | | | | | | | | | | |
| | | | | | | | | | | | | |
| | | | | | | | | | | | | |
| | | | | | | | | | | | | |
| | | | | | | | | | | | | |
| | | | | | | | | | | | | |
| | | | | | | | | | | | | |
| | | | | | | | | | | | | |
| | | | | | | | | | | | | |
| | | | | | | | | | | | | |
| | | | | | | | | | | | | |
| | | | | | | | | | | | | |
| | | | | | | | | | | | | |
| | | | | | | | | | | | | |
| | | | | | | | | | | | | |
| | | | | | | | | | | | | |
| | | | | | | | | | | | | |
| | | | | | | | | | | | | |
| | | | | | | | | | | | | |
| | | | | | | | | | | | | |
| | | | | | | | | | | | | |
| | | | | | | | | | | | | |
| | | | | | | | | | | | | |
| | | | | | | | | | | | | |
| | | | | | | | | | | | | |
| | | | | | | | | | | | | |
| | | | | | | | | | | | | |
| | | | | | | | | | | | | |
| | | | | | | | | | | | | |
| | | | | | | | | | | | | |
| | | | | | | | | | | | | |
| | | | | | | | | | | | | |
| | | | | | | | | | | | | |
| | | | | | | | | | | | | |
| | | | | | | | | | | | | |
| | | | | | | | | | | | | |
| | | | | | | | | | | | | |
| | | | | | | | | | | | | |
| | | | | | | | | | | | | |
| | | | | | | | | | | | | |
| | | | | | | | | | | | | |
| | | | | | | | | | | | | |
| | | | | | | | | | | | | |
| | | | | | | | | | | | | |
| | | | | | | | | | | | | |
| | | | | | | | | | | | | |
| | | | | | | | | | | | | |
| | | | | | | | | | | | | |
| | | | | | | | | | | | | |
| | | | | | | | | | | | | |
| | | | | | | | | | | | | |
| | | | | | | | | | | | | |
| | | | | | | | | | | | | |
| | | | | | | | | | | | | |
| | | | | | | | | | | | | |
| | | | | | | | | | | | | |
| | | | | | | | | | | | | |
| | | | | | | | | | | | | |
| | | | | | | | | | | | | |
| | | | | | | | </ | | | | | |

Non-Div. I Games:

VCU

| | | | | | | | | | | | |
|-------------------|-------------|-----------|-----------|----------------|-------------|----------------|----------------|-------------|-------|-----------------------|-------|
| Average RPI Win: | 120 | WON-LOST | WINNING | LAST 10 | STRENGTH OF | OPP. STRENGTH | TEAM | ADJ | CONF. | ADJ CONF. | |
| Average RPI Loss: | 93 | RECORD | PCT. RANK | GAMES | SCHEDULE | OF SCHEDULE | RPI | RPI | RPI | RPI | |
| DIV. I ONLY | 7-7-4 | .5 | 157 | 3-5-2 | 42 | 69 | 76 | .55391 | 75 | 5 | 5 |
| DIV. I NON-CONF. | 4-1-1 | .75 | 44 | 0-0-0 | 51 | 179 | 36 | .60164 | 34 | 5 | 5 |
| <hr/> | | | | | | | | | | | |
| TOTALS | RPI 1-25 | RPI 26-50 | | W-L RECORDS | | RPI 51-100 | | RPI 101-150 | | RPI 150+ | |
| 7-7-4 | 0-2-0 | 1-0-2 | | OVERALL | | 4-1-1 | | 0-2-1 | | 2-2-0 | |
| 4-3-1 | 0-1-0 | 0-0-1 | | HOME | | 3-0-0 | | 0-1-0 | | 1-1-0 | |
| 3-3-3 | 0-1-0 | 1-0-1 | | AWAY | | 1-1-1 | | 0-1-1 | | 1-0-0 | |
| 0-1-0 | 0-0-0 | 0-0-0 | | NEUTRAL | | 0-0-0 | | 0-0-0 | | 0-1-0 | |
| <hr/> | | | | | | | | | | | |
| 4-1-1 | 0-0-0 | 0-0-1 | | NON-CONFERENCE | | 2-0-0 | | 0-0-0 | | 2-1-0 | |
| 2-0-0 | 0-0-0 | 0-0-0 | | HOME | | 1-0-0 | | 0-0-0 | | 1-0-0 | |
| 2-0-1 | 0-0-0 | 0-1- | | AWAY | | 1-0-0 | | 0-0-0 | | 1-0-0 | |
| 0-1-0 | 0-0-0 | 0-0-0 | | NEUTRAL | | 0-0-0 | | 0-0-0 | | 0-1-0 | |
| <hr/> | | | | | | | | | | | |
| 3-6-3 | 0-2-0 | 1-0-1 | | CONFERENCE | | 2-1-1 | | 0-2-1 | | 0-1-0 | |
| 2-3-1 | 0-1-0 | 0-0-1 | | HOME | | 2-0-0 | | 0-1-0 | | 0-1-0 | |
| 1-3-2 | 0-1-0 | 1-0-0 | | AWAY | | 0-1-1 | | 0-1-1 | | 0-0-0 | |
| 0-0-0 | 0-0-0 | 0-0-0 | | NEUTRAL | | 0-0-0 | | 0-0-0 | | 0-0-0 | |
| <hr/> | | | | | | | | | | | |
| RPI S | Opponent | Score | RPI S | Opponent | Score | RPI S | Opponent | Score | RPI S | Opponent | Score |
| 3 | A Penn St. | 1 4 | 33 | H Michigan | 1 1 | 59 | H Miami (OH) | 3 1 | 104 | A Ohio St. | 1 3 |
| 12 | H Wisconsin | 0 2 | 34 | A Missouri | 0 0 | 68 | A Iowa | 0 1 | 112 | A Nebraska | 1 1 |
| | | | 35 | A Rutgers | 1 0 | 69 | H Illinois | 2 0 | 138 | H Purdue | 1 2 |
| | | | | | | 72 | H Michigan St. | 2 0 | 159 | H Indiana | 0 1 |
| | | | | | | 73 | A Maryland | 0 0 | 170 | N Fairleigh Dickinson | 0 1 |
| | | | | | | 85 | A Marquette | 1 0 | 213 | A Saint Louis | 1 0 |
| | | | | | | | | | 307 | H Ill.-Chicago | 6 0 |
| <hr/> | | | | | | | | | | | |
| LAST 10 GAMES | | | | | | | | | | | |
| 72 H Michigan St. | | | | | | 69 H Illinois | | | | | |
| 33 H Michigan | | | | | | 104 A Ohio St. | | | | | |
| 35 A Rutgers | | | | | | 3 A Penn St. | | | | | |
| 73 A Maryland | | | | | | 159 H Indiana | | | | | |
| 12 H Wisconsin | | | | | | 138 H Purdue | | | | | |

Non-Div. I Games:

Northwestern

| Average RPI Win: 177 | | WON-LOST RECORD | | WINNING PCT. RANK | | LAST 10 GAMES | | STRENGTH OF SCHEDULE | | OPP. STRENGTH OF SCHEDULE | | TEAM RPI | | ADJ RPI | | CONF. RPI | | ADJ CONF. RPI | | | | | | |
|----------------------|----------|-----------------|-------|-------------------|-------------------------|----------------|--|----------------------|--|---------------------------|---------------------|----------|-------|-----------|------------------------|-------------------|--|---------------|--|-----|--|--|--|--|
| DIV. I ONLY | | 8-5-5 | | .58333 112 | | 5-3-2 | | 93 | | 86 | | 82 | | .55218 77 | | 14 | | 14 | | | | | | |
| DIV. I NON-CONF. | | 4-4-3 | | .5 153 | | 1-2-0 | | 40 | | 40 | | 73 | | .56203 70 | | 11 | | 11 | | | | | | |
| TOTALS | | RPI 1-25 | | RPI 26-50 | | W-L RECORDS | | RPI 51-100 | | RPI 101-150 | | RPI 150+ | | | | | | | | | | | | |
| 8-5-5 | | 0-1-0 | | 1-1-1 | | OVERALL | | 0-2-2 | | 1-1-1 | | 6-0-1 | | | | | | | | | | | | |
| 5-2-3 | | 0-0-0 | | 1-0-0 | | HOME | | 0-1-2 | | 1-1-1 | | 3-0-0 | | | | | | | | | | | | |
| 3-2-1 | | 0-1-0 | | 0-1-0 | | AWAY | | 0-0-0 | | 0-0-0 | | 3-0-1 | | | | | | | | | | | | |
| 0-1-1 | | 0-0-0 | | 0-0-1 | | NEUTRAL | | 0-1-0 | | 0-0-0 | | 0-0-0 | | | | | | | | | | | | |
| 4-4-3 | | 0-1-0 | | 1-1-1 | | NON-CONFERENCE | | 0-2-2 | | 0-0-0 | | 3-0-0 | | | | | | | | | | | | |
| 3-1-2 | | 0-0-0 | | 1-0-0 | | HOME | | 0-1-2 | | 0-0-0 | | 2-0-0 | | | | | | | | | | | | |
| 1-2-0 | | 0-1-0 | | 0-0- | | AWAY | | 0-0-0 | | 0-0-0 | | 1-0-0 | | | | | | | | | | | | |
| 0-1-1 | | 0-0-0 | | 0-0-1 | | NEUTRAL | | 0-1-0 | | 0-0-0 | | 0-0-0 | | | | | | | | | | | | |
| 4-1-2 | | 0-0-0 | | 0-0-0 | | CONFERENCE | | 0-0-0 | | 1-1-1 | | 3-0-1 | | | | | | | | | | | | |
| 2-1-1 | | 0-0-0 | | 0-0-0 | | HOME | | 0-0-0 | | 1-1-1 | | 1-0-0 | | | | | | | | | | | | |
| 2-0-1 | | 0-0-0 | | 0-0-0 | | AWAY | | 0-0-0 | | 0-0-0 | | 2-0-1 | | | | | | | | | | | | |
| 0-0-0 | | 0-0-0 | | 0-0-0 | | NEUTRAL | | 0-0-0 | | 0-0-0 | | 0-0-0 | | | | | | | | | | | | |
| RPI S | Opponent | | Score | | RPI S | Opponent | | Score | | RPI S | Opponent | | Score | | RPI S | Opponent | | Score | | | | | | |
| 16 A | UCF | | 0 1 | | 31 A | BYU | | 0 2 | | 54 H | San Diego | | 0 0 | | 126 H | Cal Poly | | 0 3 | | | | | | |
| | | | | | 38 H | Georgia | | 3 2 | | 56 H | Santa Clara | | 1 2 | | 133 H | UC Irvine | | 1 1 | | | | | | |
| | | | | | 41 N | Georgetown | | 0 0 | | 61 N | Southern California | | 0 1 | | 146 H | CSUN | | 1 0 | | | | | | |
| | | | | | | | | | | 66 H | Wake Forest | | 1 1 | | 160 A | FIU | | 3 1 | | | | | | |
| | | | | | | | | | | | | | | | 171 A | Hawaii | | 2 0 | | | | | | |
| | | | | | | | | | | | | | | | 180 A | Cal St. Fullerton | | 0 0 | | | | | | |
| | | | | | | | | | | | | | | | 181 H | Denver | | 2 1 | | | | | | |
| | | | | | | | | | | | | | | | 190 H | UC Santa Barbara | | 2 0 | | | | | | |
| | | | | | | | | | | | | | | | 255 A | UC Davis | | 1 0 | | | | | | |
| | | | | | | | | | | | | | | | 277 H | Bakersfield | | 2 0 | | | | | | |
| | | | | | LAST 10 GAMES | | | | | | | | | | | | | | | | | | | |
| | | | | | 146 H CSUN | | | | | 1 0 | | | | | 190 H UC Santa Barbara | | | | | 2 0 | | | | |
| | | | | | 255 A UC Davis | | | | | 1 0 | | | | | 126 H Cal Poly | | | | | 0 3 | | | | |
| | | | | | 171 A Hawaii | | | | | 2 0 | | | | | 56 H Santa Clara | | | | | 1 2 | | | | |
| | | | | | 133 H UC Irvine | | | | | 1 1 | | | | | 160 A FIU | | | | | 3 1 | | | | |
| | | | | | 180 A Cal St. Fullerton | | | | | 0 0 | | | | | 16 A UCF | | | | | 0 1 | | | | |

| Average RPI Win: 183 | | WON-LOST RECORD | | WINNING PCT. RANK | | LAST 10 GAMES | | STRENGTH OF SCHEDULE | | OPP. STRENGTH OF SCHEDULE | | TEAM RPI | | ADJ RPI | | CONF. RPI | | ADJ CONF. RPI | |
|----------------------|------------|-----------------|---|-------------------|--------------|----------------|---|----------------------|---------------|---------------------------|---|----------|-------------------|-----------|---|-----------|--|---------------|--|
| DIV. I ONLY | | 11-7-2 | | .6 105 | | 5-4-1 | | 101 | | 67 | | 75 | | .55208 78 | | 6 | | 6 | |
| DIV. I NON-CONF. | | 7-3-1 | | .68182 76 | | 1-0-0 | | 160 | | 70 | | 77 | | .55623 78 | | 6 | | 6 | |
| TOTALS | | RPI 1-25 | | RPI 26-50 | | W-L RECORDS | | RPI 51-100 | | RPI 101-150 | | RPI 150+ | | | | | | | |
| 11-7-2 | | 0-2-1 | | 1-2-0 | | OVERALL | | 0-3-1 | | 3-0-0 | | 7-0-0 | | | | | | | |
| 8-2-1 | | 0-1-0 | | 1-0-0 | | HOME | | 0-1-1 | | 3-0-0 | | 4-0-0 | | | | | | | |
| 3-4-1 | | 0-0-1 | | 0-2-0 | | AWAY | | 0-2-0 | | 0-0-0 | | 3-0-0 | | | | | | | |
| 0-1-0 | | 0-1-0 | | 0-0-0 | | NEUTRAL | | 0-0-0 | | 0-0-0 | | 0-0-0 | | | | | | | |
| 7-3-1 | | 0-1-0 | | 0-1-0 | | NON-CONFERENCE | | 0-1-1 | | 2-0-0 | | 5-0-0 | | | | | | | |
| 6-0-1 | | 0-0-0 | | 0-0-0 | | HOME | | 0-0-1 | | 2-0-0 | | 4-0-0 | | | | | | | |
| 1-2-0 | | 0-0-0 | | 0-0- | | AWAY | | 0-1-0 | | 0-0-0 | | 1-0-0 | | | | | | | |
| 0-1-0 | | 0-1-0 | | 0-0-0 | | NEUTRAL | | 0-0-0 | | 0-0-0 | | 0-0-0 | | | | | | | |
| 4-4-1 | | 0-1-1 | | 1-1-0 | | CONFERENCE | | 0-2-0 | | 1-0-0 | | 2-0-0 | | | | | | | |
| 2-2-0 | | 0-1-0 | | 1-0-0 | | HOME | | 0-1-0 | | 1-0-0 | | 0-0-0 | | | | | | | |
| 2-2-1 | | 0-0-1 | | 0-1-0 | | AWAY | | 0-1-0 | | 0-0-0 | | 2-0-0 | | | | | | | |
| 0-0-0 | | 0-0-0 | | 0-0-0 | | NEUTRAL | | 0-0-0 | | 0-0-0 | | 0-0-0 | | | | | | | |
| RPI S | Opponent | Score | | RPI S | Opponent | Score | | RPI S | Opponent | Score | | RPI S | Opponent | Score | | | | | |
| 10 N | Texas Tech | 1 | 3 | 28 H | South Fla. | 3 | 2 | 58 H | Oklahoma | 0 | 0 | 108 H | Cincinnati | 2 | 1 | | | | |
| 16 H | UCF | 1 | 4 | 32 A | Oklahoma St. | 1 | 2 | 60 A | Tennessee | 0 | 1 | 110 H | UT Martin | 1 | 0 | | | | |
| 25 A | UConn | 2 | 2 | 43 A | Memphis | 0 | 1 | 87 H | East Carolina | 0 | 1 | 139 H | UMKC | 2 | 0 | | | | |
| | | | | | | | | 98 A | Temple | 2 | 3 | 195 H | Missouri St. | 3 | 2 | | | | |
| | | | | | | | | | | | | 202 A | SMU | 2 | 1 | | | | |
| | | | | | | | | | | | | 208 H | Abilene Christian | 1 | 0 | | | | |
| | | | | | | | | | | | | 222 A | Houston | 2 | 0 | | | | |
| | | | | | | | | | | | | 243 H | Oral Roberts | 3 | 0 | | | | |
| | | | | | | | | | | | | 264 H | Central Ark. | 3 | 1 | | | | |
| | | | | | | | | | | | | 294 A | Arkansas St. | 1 | 0 | | | | |
| | | | | LAST 10 GAMES | | | | | | | | | | | | | | | |
| | | | | 222 A | Houston | 2 | 0 | 87 H | East Carolina | 0 | 1 | | | | | | | | |
| | | | | 202 A | SMU | 2 | 1 | 25 A | UConn | 2 | 2 | | | | | | | | |
| | | | | 43 A | Memphis | 0 | 1 | 98 A | Temple | 2 | 3 | | | | | | | | |
| | | | | 243 H | Oral Roberts | 3 | 0 | 16 H | UCF | 1 | 4 | | | | | | | | |
| | | | | 108 H | Cincinnati | 2 | 1 | 28 H | South Fla. | 3 | 2 | | | | | | | | |

Non-Div. I Games:

Tulsa

| | | | | | | | | | | | |
|---------------------|----------|-----------|-----------|----------------|-------------|--------------------------|------|-------------|--------------------|-----------|----|
| Average RPI Win: | 148 | WON-LOST | WINNING | LAST 10 | STRENGTH OF | OPP. STRENGTH | TEAM | ADJ | CONF. | ADJ CONF. | |
| Average RPI Loss: | 104 | RECORD | PCT. RANK | GAMES | SCHEDULE | OF SCHEDULE | RPI | RPI | RPI | RPI | |
| DIV. I ONLY | 12-7-0 | .63158 | 86 | 7-3-0 | 136 | 75 | 84 | .55 | 79 | 10 | 10 |
| DIV. I NON-CONF. | 5-5-0 | .5 | 153 | 0-1-0 | 170 | 33 | 144 | .51606 | 139 | 8 | 8 |
| <hr/> | | | | | | | | | | | |
| TOTALS | RPI 1-25 | RPI 26-50 | | W-L RECORDS | | RPI 51-100 | | RPI 101-150 | | RPI 150+ | |
| 12-7-0 | 0-1-0 | 1-0-0 | | OVERALL | | 3-2-0 | | 2-3-0 | | 6-1-0 | |
| 8-1-0 | 0-0-0 | 0-0-0 | | HOME | | 2-1-0 | | 0-0-0 | | 6-0-0 | |
| 4-6-0 | 0-1-0 | 1-0-0 | | AWAY | | 1-1-0 | | 2-3-0 | | 0-1-0 | |
| 0-0-0 | 0-0-0 | 0-0-0 | | NEUTRAL | | 0-0-0 | | 0-0-0 | | 0-0-0 | |
| 5-5-0 | 0-1-0 | 0-0-0 | | NON-CONFERENCE | | 2-1-0 | | 0-3-0 | | 3-0-0 | |
| 4-1-0 | 0-0-0 | 0-0-0 | | HOME | | 1-1-0 | | 0-0-0 | | 3-0-0 | |
| 1-4-0 | 0-1-0 | 0-0- | | AWAY | | 1-0-0 | | 0-3-0 | | 0-0-0 | |
| 0-0-0 | 0-0-0 | 0-0-0 | | NEUTRAL | | 0-0-0 | | 0-0-0 | | 0-0-0 | |
| 7-2-0 | 0-0-0 | 1-0-0 | | CONFERENCE | | 1-1-0 | | 2-0-0 | | 3-1-0 | |
| 4-0-0 | 0-0-0 | 0-0-0 | | HOME | | 1-0-0 | | 0-0-0 | | 3-0-0 | |
| 3-2-0 | 0-0-0 | 1-0-0 | | AWAY | | 0-1-0 | | 2-0-0 | | 0-1-0 | |
| 0-0-0 | 0-0-0 | 0-0-0 | | NEUTRAL | | 0-0-0 | | 0-0-0 | | 0-0-0 | |
| <hr/> | | | | | | | | | | | |
| RPI S | Opponent | Score | | RPI S | Opponent | Score | | RPI S | Opponent | Score | |
| 21 A | La Salle | 1 | 2 | 48 A | Hofstra | 3 | 1 | 62 A | Northeastern | 0 | 2 |
| | | | | | | | | 66 A | Wake Forest | 2 | 1 |
| | | | | | | | | 67 H | Navy | 0 | 1 |
| | | | | | | | | 74 H | VCU | 1 | 0 |
| | | | | | | | | 91 H | William & Mary | 1 | 0 |
| | | | | | | | | 103 A | Drexel | 2 | 1 |
| | | | | | | | | 120 A | UNC Greensboro | 0 | 1 |
| | | | | | | | | 132 A | Richmond | 2 | 4 |
| | | | | | | | | 144 A | Villanova | 0 | 3 |
| | | | | | | | | 147 A | Towson | 4 | 2 |
| | | | | | | | | 163 H | Appalachian St. | 2 | 1 |
| | | | | | | | | 168 H | Massachusetts | 2 | 1 |
| | | | | | | | | 179 A | Delaware | 0 | 1 |
| | | | | | | | | 184 H | UNCW | 2 | 0 |
| | | | | | | | | 219 H | Elon | 1 | 0 |
| | | | | | | | | 254 H | Col. of Charleston | 3 | 0 |
| | | | | | | | | 257 H | Xavier | 2 | 1 |
| <hr/> | | | | | | | | | | | |
| LAST 10 GAMES | | | | | | | | | | | |
| 219 H Elon | | | | 1 | 0 | 254 H Col. of Charleston | | | | 3 | 0 |
| 91 H William & Mary | | | | 1 | 0 | 62 A Northeastern | | | | 0 | 2 |
| 179 A Delaware | | | | 0 | 1 | 48 A Hofstra | | | | 3 | 1 |
| 103 A Drexel | | | | 2 | 1 | 132 A Richmond | | | | 2 | 4 |
| 184 H UNCW | | | | 2 | 0 | 147 A Towson | | | | 4 | 2 |

Non-Div. I Games:

James Madison

| Average RPI Win: | 203 | WON-LOST RECORD | WINNING PCT. RANK | LAST 10 GAMES | STRENGTH OF SCHEDULE | OPP. STRENGTH OF SCHEDULE | TEAM RPI | ADJ RPI | CONF. RPI | ADJ CONF. RPI | |
|------------------|----------|-----------------|-------------------|-----------------|----------------------|---------------------------|-----------------|-----------|-----------|---------------|-------|
| DIV. I ONLY | | 8-7-2 | .52941 145 | 6-4-0 | 44 | 123 | 78 | .54941 80 | 8 | 8 | |
| DIV. I NON-CONF. | | 4-3-2 | .55556 139 | 2-0-0 | 32 | 141 | 63 | .56597 66 | 9 | 9 | |
| <hr/> | | | | | | | | | | | |
| TOTALS | RPI 1-25 | RPI 26-50 | | W-L RECORDS | RPI 51-100 | | RPI 101-150 | | RPI 150+ | | |
| 8-7-2 | 0-1-0 | 0-4-0 | | OVERALL | 1-1-2 | | 0-0-0 | | 7-1-0 | | |
| 4-4-2 | 0-0-0 | 0-3-0 | | HOME | 0-1-2 | | 0-0-0 | | 4-0-0 | | |
| 4-3-0 | 0-1-0 | 0-1-0 | | AWAY | 1-0-0 | | 0-0-0 | | 3-1-0 | | |
| 0-0-0 | 0-0-0 | 0-0-0 | | NEUTRAL | 0-0-0 | | 0-0-0 | | 0-0-0 | | |
| <hr/> | | | | | | | | | | | |
| 4-3-2 | 0-0-0 | 0-3-0 | | NON-CONFERENCE | 0-0-2 | | 0-0-0 | | 4-0-0 | | |
| 2-3-2 | 0-0-0 | 0-3-0 | | HOME | 0-0-2 | | 0-0-0 | | 2-0-0 | | |
| 2-0-0 | 0-0-0 | 0-0- | | AWAY | 0-0-0 | | 0-0-0 | | 2-0-0 | | |
| 0-0-0 | 0-0-0 | 0-0-0 | | NEUTRAL | 0-0-0 | | 0-0-0 | | 0-0-0 | | |
| <hr/> | | | | | | | | | | | |
| 4-4-0 | 0-1-0 | 0-1-0 | | CONFERENCE | 1-1-0 | | 0-0-0 | | 3-1-0 | | |
| 2-1-0 | 0-0-0 | 0-0-0 | | HOME | 0-1-0 | | 0-0-0 | | 2-0-0 | | |
| 2-3-0 | 0-1-0 | 0-1-0 | | AWAY | 1-0-0 | | 0-0-0 | | 1-1-0 | | |
| 0-0-0 | 0-0-0 | 0-0-0 | | NEUTRAL | 0-0-0 | | 0-0-0 | | 0-0-0 | | |
| <hr/> | | | | | | | | | | | |
| RPI S | Opponent | Score | RPI S | Opponent | Score | RPI S | Opponent | Score | RPI S | Opponent | Score |
| 24 A | DePaul | 1 2 | 29 H | Colgate | 0 1 | 62 H | Northeastern | 0 0 | 168 A | Massachusetts | 2 1 |
| | | | 39 H | Boston U. | 1 2 | 64 H | Rhode Island | 1 1 | 176 A | Creighton | 1 2 |
| | | | 41 A | Georgetown | 0 1 | 85 H | Marquette | 0 4 | 177 H | Butler | 3 2 |
| | | | 42 H | Harvard | 0 2 | 89 A | St. John's (NY) | 1 0 | 188 H | Brown | 1 0 |
| | | | | | | | | | 220 H | Fordham | 3 1 |
| | | | | | | | | | 227 H | Seton Hall | 2 0 |
| | | | | | | | | | 257 A | Xavier | 1 0 |
| | | | | | | | | | 300 A | Marist | 1 0 |
| <hr/> | | | | | | | | | | | |
| LAST 10 GAMES | | | | | | | | | | | |
| | | | 85 H | Marquette | 0 4 | 176 A | Creighton | 1 2 | | | |
| | | | 89 A | St. John's (NY) | 1 0 | 24 A | DePaul | 1 2 | | | |
| | | | 257 A | Xavier | 1 0 | 227 H | Seton Hall | 2 0 | | | |
| | | | 177 H | Butler | 3 2 | 220 H | Fordham | 3 1 | | | |
| | | | 41 A | Georgetown | 0 1 | 300 A | Marist | 1 0 | | | |

Non-Div. I Games:

Providence

| Average RPI Win: 192 | | WON-LOST RECORD | WINNING PCT. RANK | LAST 10 GAMES | STRENGTH OF SCHEDULE | OPP. STRENGTH OF SCHEDULE | TEAM RPI | ADJ RPI | | CONF. RPI | ADJ CONF. RPI | |
|-----------------------|---|--------------------|----------------------|------------------|-------------------------|------------------------------|-------------|----------------------|--------|-------------------|------------------|----------|
| Average RPI Loss: 129 | | | | | | | | | | | | |
| DIV. I ONLY | | 12-5-2 | .68421 | 59 | 6-3-1 | 137 | 166 | 79 | .54897 | 81 | 12 | 12 |
| DIV. I NON-CONF. | | 6-3-1 | .65 | 85 | 0-1-0 | 213 | 227 | 139 | .51553 | 141 | 12 | 13 |
| <hr/> | | | | | | | | | | | | |
| TOTALS | | RPI 1-25 | | RPI 26-50 | | W-L RECORDS | | RPI 51-100 | | RPI 101-150 | | RPI 150+ |
| 12-5-2 | | 0-0-0 | | 0-0-0 | | OVERALL | | 2-1-0 | | 1-3-2 | | 9-1-0 |
| 8-3-1 | | 0-0-0 | | 0-0-0 | | HOME | | 1-1-0 | | 0-2-1 | | 7-0-0 |
| 4-2-1 | | 0-0-0 | | 0-0-0 | | AWAY | | 1-0-0 | | 1-1-1 | | 2-1-0 |
| 0-0-0 | | 0-0-0 | | 0-0-0 | | NEUTRAL | | 0-0-0 | | 0-0-0 | | 0-0-0 |
| 6-3-1 | | 0-0-0 | | 0-0-0 | | NON-CONFERENCE | | 0-0-0 | | 0-3-1 | | 6-0-0 |
| 4-2-1 | | 0-0-0 | | 0-0-0 | | HOME | | 0-0-0 | | 0-2-1 | | 4-0-0 |
| 2-1-0 | | 0-0-0 | | 0-0- | | AWAY | | 0-0-0 | | 0-1-0 | | 2-0-0 |
| 0-0-0 | | 0-0-0 | | 0-0-0 | | NEUTRAL | | 0-0-0 | | 0-0-0 | | 0-0-0 |
| 6-2-1 | | 0-0-0 | | 0-0-0 | | CONFERENCE | | 2-1-0 | | 1-0-1 | | 3-1-0 |
| 4-1-0 | | 0-0-0 | | 0-0-0 | | HOME | | 1-1-0 | | 0-0-0 | | 3-0-0 |
| 2-1-1 | | 0-0-0 | | 0-0-0 | | AWAY | | 1-0-0 | | 1-0-1 | | 0-1-0 |
| 0-0-0 | | 0-0-0 | | 0-0-0 | | NEUTRAL | | 0-0-0 | | 0-0-0 | | 0-0-0 |
| RPI | S | Opponent | Score | RPI | S | Opponent | Score | RPI | S | Opponent | Score | |
| | | | | | | | | | | | | |
| | | | | | | 65 H Rice | 1 0 | 102 A | | Utah Valley | 0 | 2 |
| | | | | | | 70 H North Texas | 0 1 | 114 H | | Texas St. | 0 | 0 |
| | | | | | | 93 A Western Ky. | 2 1 | 119 A | | Middle Tenn. | 1 | 0 |
| | | | | | | | | 129 H | | Northern Ariz. | 0 | 1 |
| | | | | | | | | 131 A | | Marshall | 0 | 0 |
| | | | | | | | | 137 H | | UNLV | 0 | 1 |
| | | | | | | | | 152 H | | Fla. Atlantic | 2 | 1 |
| | | | | | | | | 160 H | | FIU | 2 | 1 |
| | | | | | | | | 199 H | | UTSA | 2 | 0 |
| | | | | | | | | 205 A | | UAB | 0 | 2 |
| | | | | | | | | 208 A | | Abilene Christian | 1 | 0 |
| | | | | | | | | 210 H | | Southern Utah | 4 | 2 |
| | | | | | | | | 216 H | | Houston Baptist | 2 | 1 |
| | | | | | | | | 265 A | | Weber St. | 2 | 1 |
| | | | | | | | | 309 H | | New Mexico St. | 5 | 0 |
| | | | | | | | | 313 H | | Incarnate Word | 4 | 0 |
| <hr/> | | | | | | | | | | | | |
| LAST 10 GAMES | | | | | | | | | | | | |
| | | | | | | 160 H FIU | 2 1 | 65 H Rice | | | 1 | 0 |
| | | | | | | 152 H Fla. Atlantic | 2 1 | 70 H North Texas | | | 0 | 1 |
| | | | | | | 199 H UTSA | 2 0 | 205 A UAB | | | 0 | 2 |
| | | | | | | 131 A Marshall | 0 0 | 119 A Middle Tenn. | | | 1 | 0 |
| | | | | | | 93 A Western Ky. | 2 1 | 129 H Northern Ariz. | | | 0 | 1 |

Non-Div. I Games:

UTEP

| | | | | | | | | | | | |
|-------------------|----------|-----------|----------------|----------|-------------|-----------------------|----------|----------|-----------------------|-----------|-------|
| Average RPI Win: | 229 | WON-LOST | WINNING | LAST 10 | STRENGTH OF | OPP. STRENGTH | TEAM | ADJ | CONF. | ADJ CONF. | |
| Average RPI Loss: | 190 | RECORD | PCT. RANK | GAMES | SCHEDULE | OF SCHEDULE | RPI | RPI | RPI | RPI | |
| DIV. I ONLY | 16-2-1 | .86842 | 7 | 9-0-1 | 297 | 202 | 79 | .54897 | 81 | 15 | 15 |
| DIV. I NON-CONF. | 8-2-0 | .8 | 34 | 1-0-0 | 328 | 241 | 215 | .47324 | 212 | 17 | 17 |
| TOTALS | RPI 1-25 | RPI 26-50 | W-L RECORDS | | RPI 51-100 | RPI 101-150 | | RPI 150+ | | | |
| 16-2-1 | 0-0-0 | 0-0-0 | OVERALL | | 2-0-0 | 1-0-0 | | 13-2-1 | | | |
| 8-1-1 | 0-0-0 | 0-0-0 | HOME | | 2-0-0 | 0-0-0 | | 6-1-1 | | | |
| 7-0-0 | 0-0-0 | 0-0-0 | AWAY | | 0-0-0 | 1-0-0 | | 6-0-0 | | | |
| 1-1-0 | 0-0-0 | 0-0-0 | NEUTRAL | | 0-0-0 | 0-0-0 | | 1-1-0 | | | |
| 8-2-0 | 0-0-0 | 0-0-0 | NON-CONFERENCE | | 0-0-0 | 0-0-0 | | 8-2-0 | | | |
| 4-1-0 | 0-0-0 | 0-0-0 | HOME | | 0-0-0 | 0-0-0 | | 4-1-0 | | | |
| 3-0-0 | 0-0-0 | 0-0- | AWAY | | 0-0-0 | 0-0-0 | | 3-0-0 | | | |
| 1-1-0 | 0-0-0 | 0-0-0 | NEUTRAL | | 0-0-0 | 0-0-0 | | 1-1-0 | | | |
| 8-0-1 | 0-0-0 | 0-0-0 | CONFERENCE | | 2-0-0 | 1-0-0 | | 5-0-1 | | | |
| 4-0-1 | 0-0-0 | 0-0-0 | HOME | | 2-0-0 | 0-0-0 | | 2-0-1 | | | |
| 4-0-0 | 0-0-0 | 0-0-0 | AWAY | | 0-0-0 | 1-0-0 | | 3-0-0 | | | |
| 0-0-0 | 0-0-0 | 0-0-0 | NEUTRAL | | 0-0-0 | 0-0-0 | | 0-0-0 | | | |
| RPI S | Opponent | Score | RPI S | Opponent | Score | RPI S | Opponent | Score | RPI S | Opponent | Score |
| | | | | | | 84 H Ga. Southern | | 2 0 | 114 A Texas St. | | 1 0 |
| | | | | | | 92 H Troy | | 2 1 | 163 A Appalachian St. | | 2 1 |
| | | | | | | | | | 167 H La.-Lafayette | | 4 4 |
| | | | | | | | | | 174 N Kennesaw St. | | 1 2 |
| | | | | | | | | | 193 H Georgia St. | | 1 0 |
| | | | | | | | | | 203 A UALR | | 2 1 |
| | | | | | | | | | 205 H UAB | | 1 2 |
| | | | | | | | | | 232 A Mississippi St. | | 2 0 |
| | | | | | | | | | 238 H La.-Monroe | | 7 2 |
| | | | | | | | | | 256 H Southern Miss. | | 6 0 |
| | | | | | | | | | 269 H North Florida | | 1 0 |
| | | | | | | | | | 270 H Nicholls St. | | 3 0 |
| | | | | | | | | | 294 A Arkansas St. | | 4 1 |
| | | | | | | | | | 299 N Tennessee Tech | | 5 0 |
| | | | | | | | | | 310 H Francis Marion | | 5 0 |
| | | | | | | | | | 316 A Southern U. | | 7 0 |
| | | | | | | | | | 324 A Alabama A&M | | 6 2 |
| LAST 10 GAMES | | | | | | | | | | | |
| | | | | | | 203 A UALR | | 2 1 | 114 A Texas St. | | 1 0 |
| | | | | | | 294 A Arkansas St. | | 4 1 | 167 H La.-Lafayette | | 4 4 |
| | | | | | | 193 H Georgia St. | | 1 0 | 238 H La.-Monroe | | 7 2 |
| | | | | | | 84 H Ga. Southern | | 2 0 | 92 H Troy | | 2 1 |
| | | | | | | 163 A Appalachian St. | | 2 1 | 310 H Francis Marion | | 5 0 |

Non-Div. I Games:

South Ala.

| Average RPI Win: | 231 | WON-LOST | WINNING | LAST 10 | STRENGTH OF | OPP. STRENGTH | TEAM | ADJ | CONF. | ADJ CONF. | | | | | | | |
|-------------------|----------|-----------|-----------------|----------------|-------------|---------------|--------------|-------------|-------------------------|-------------------|-------|-----|--|--|--|--|--|
| Average RPI Loss: | 106 | RECORD | PCT. RANK | GAMES | SCHEDULE | OF SCHEDULE | RPI | RPI | RPI | RPI | | | | | | | |
| DIV. I ONLY | 13-4-1 | .75 | 29 | 7-3-0 | 190 | 237 | 81 | .54855 | 83 | 26 | 26 | | | | | | |
| DIV. I NON-CONF. | 6-2-1 | .72222 | 54 | 0-1-0 | 131 | 164 | 66 | .5646 | 68 | 26 | 26 | | | | | | |
| <hr/> | | | | | | | | | | | | | | | | | |
| TOTALS | RPI 1-25 | RPI 26-50 | | W-L RECORDS | | RPI 51-100 | | RPI 101-150 | | RPI 150+ | | | | | | | |
| 13-4-1 | 0-0-0 | 0-0-0 | | OVERALL | | 0-2-0 | | 3-2-1 | | 10-0-0 | | | | | | | |
| 7-1-0 | 0-0-0 | 0-0-0 | | HOME | | 0-0-0 | | 1-1-0 | | 6-0-0 | | | | | | | |
| 6-3-1 | 0-0-0 | 0-0-0 | | AWAY | | 0-2-0 | | 2-1-1 | | 4-0-0 | | | | | | | |
| 0-0-0 | 0-0-0 | 0-0-0 | | NEUTRAL | | 0-0-0 | | 0-0-0 | | 0-0-0 | | | | | | | |
| <hr/> | | | | | | | | | | | | | | | | | |
| 6-2-1 | 0-0-0 | 0-0-0 | | NON-CONFERENCE | | 0-1-0 | | 3-1-1 | | 3-0-0 | | | | | | | |
| 3-0-0 | 0-0-0 | 0-0-0 | | HOME | | 0-0-0 | | 1-0-0 | | 2-0-0 | | | | | | | |
| 3-2-1 | 0-0-0 | 0-0- | | AWAY | | 0-1-0 | | 2-1-1 | | 1-0-0 | | | | | | | |
| 0-0-0 | 0-0-0 | 0-0-0 | | NEUTRAL | | 0-0-0 | | 0-0-0 | | 0-0-0 | | | | | | | |
| <hr/> | | | | | | | | | | | | | | | | | |
| 7-2-0 | 0-0-0 | 0-0-0 | | CONFERENCE | | 0-1-0 | | 0-1-0 | | 7-0-0 | | | | | | | |
| 4-1-0 | 0-0-0 | 0-0-0 | | HOME | | 0-0-0 | | 0-1-0 | | 4-0-0 | | | | | | | |
| 3-1-0 | 0-0-0 | 0-0-0 | | AWAY | | 0-1-0 | | 0-0-0 | | 3-0-0 | | | | | | | |
| 0-0-0 | 0-0-0 | 0-0-0 | | NEUTRAL | | 0-0-0 | | 0-0-0 | | 0-0-0 | | | | | | | |
| <hr/> | | | | | | | | | | | | | | | | | |
| RPI S | Opponent | Score | RPI S | Opponent | Score | RPI S | Opponent | Score | RPI S | Opponent | Score | | | | | | |
| | | | | | | 64 A | Rhode Island | 0 1 | 113 H | Monmouth | 0 4 | | | | | | |
| | | | | | | 99 A | Niagara | 0 1 | 122 H | Hartford | 3 1 | | | | | | |
| | | | | | | | | | 127 A | Holy Cross | 1 1 | | | | | | |
| | | | | | | | | | 128 A | Army | 1 0 | | | | | | |
| | | | | | | | | | 147 A | Towson | 1 0 | | | | | | |
| | | | | | | | | | 148 A | Central Conn. St. | 0 3 | | | | | | |
| | | | | | | | | | 165 H | Rider | 1 0 | | | | | | |
| | | | | | | | | | 212 A | Manhattan | 2 0 | | | | | | |
| | | | | | | | | | 226 H | Siena | 2 1 | | | | | | |
| | | | | | | | | | 229 H | Maine | 2 1 | | | | | | |
| | | | | | | | | | 241 H | Stony Brook | 3 2 | | | | | | |
| | | | | | | | | | 287 A | American | 1 0 | | | | | | |
| | | | | | | | | | 300 A | Marist | 4 0 | | | | | | |
| | | | | | | | | | 306 H | Canisius | 3 0 | | | | | | |
| | | | | | | | | | 311 A | Quinnipiac | 4 1 | | | | | | |
| | | | | | | | | | 326 H | Saint Peter's | 8 0 | | | | | | |
| | | | | | | <hr/> | | | | | | | | | | | |
| | | | | | | | | | LAST 10 GAMES | | | | | | | | |
| | | | 99 A Niagara | | | 0 1 | | | 326 H Saint Peter's | | | 8 0 | | | | | |
| | | | 226 H Siena | | | 2 1 | | | 300 A Marist | | | 4 0 | | | | | |
| | | | 306 H Canisius | | | 3 0 | | | 311 A Quinnipiac | | | 4 1 | | | | | |
| | | | 212 A Manhattan | | | 2 0 | | | 165 H Rider | | | 1 0 | | | | | |
| | | | 113 H Monmouth | | | 0 4 | | | 148 A Central Conn. St. | | | 0 3 | | | | | |

Non-Div. I Games:

Fairfield

| Average RPI Win: | | 217 | WON-LOST RECORD | | WINNING PCT. RANK | | LAST 10 GAMES | | STRENGTH OF SCHEDULE | | OPP. STRENGTH OF SCHEDULE | | TEAM RPI | | ADJ RPI | | CONF. RPI | | ADJ CONF. RPI | |
|------------------|---|----------|-----------------|-----------------------|-------------------|----------------|---------------|------------|----------------------|---------------------|---------------------------|----------|----------|----------|-----------|-----------------|-----------|---|---------------|--|
| DIV. I ONLY | | | 10-5-2 | | .64706 71 | | 5-4-1 | | 102 | | 211 | | 83 | | .54756 84 | | 15 | | 15 | |
| DIV. I NON-CONF. | | | 5-2-1 | | .6875 69 | | 0-1-0 | | 163 | | 218 | | 91 | | .54456 93 | | 17 | | 17 | |
| TOTALS | | RPI 1-25 | | RPI 26-50 | | W-L RECORDS | | RPI 51-100 | | RPI 101-150 | | RPI 150+ | | | | | | | | |
| 10-5-2 | | 0-0-0 | | 0-1-0 | | OVERALL | | 0-2-0 | | 0-1-1 | | 10-1-1 | | | | | | | | |
| 5-0-2 | | 0-0-0 | | 0-0-0 | | HOME | | 0-0-0 | | 0-0-1 | | 5-0-1 | | | | | | | | |
| 4-5-0 | | 0-0-0 | | 0-1-0 | | AWAY | | 0-2-0 | | 0-1-0 | | 4-1-0 | | | | | | | | |
| 1-0-0 | | 0-0-0 | | 0-0-0 | | NEUTRAL | | 0-0-0 | | 0-0-0 | | 1-0-0 | | | | | | | | |
| 5-2-1 | | 0-0-0 | | 0-1-0 | | NON-CONFERENCE | | 0-0-0 | | 0-1-0 | | 5-0-1 | | | | | | | | |
| 2-0-1 | | 0-0-0 | | 0-0-0 | | HOME | | 0-0-0 | | 0-0-0 | | 2-0-1 | | | | | | | | |
| 2-2-0 | | 0-0-0 | | 0-0- | | AWAY | | 0-0-0 | | 0-1-0 | | 2-0-0 | | | | | | | | |
| 1-0-0 | | 0-0-0 | | 0-0-0 | | NEUTRAL | | 0-0-0 | | 0-0-0 | | 1-0-0 | | | | | | | | |
| 5-3-1 | | 0-0-0 | | 0-0-0 | | CONFERENCE | | 0-2-0 | | 0-0-1 | | 5-1-0 | | | | | | | | |
| 3-0-1 | | 0-0-0 | | 0-0-0 | | HOME | | 0-0-0 | | 0-0-1 | | 3-0-0 | | | | | | | | |
| 2-3-0 | | 0-0-0 | | 0-0-0 | | AWAY | | 0-2-0 | | 0-0-0 | | 2-1-0 | | | | | | | | |
| 0-0-0 | | 0-0-0 | | 0-0-0 | | NEUTRAL | | 0-0-0 | | 0-0-0 | | 0-0-0 | | | | | | | | |
| RPI | S | Opponent | | Score | | RPI | S | Opponent | | Score | | RPI | S | Opponent | | Score | | | | |
| | | | | 27 | A | Auburn | 0 | 3 | 81 | A | South Ala. | 0 | 2 | 114 | H | Texas St. | 1 | 1 | | |
| | | | | | | | | | 92 | A | Troy | 0 | 3 | 141 | A | Jacksonville | 0 | 2 | | |
| | | | | | | | | | | | | | | 156 | H | Mercer | 2 | 0 | | |
| | | | | | | | | | | | | | | 159 | N | Indiana | 2 | 1 | | |
| | | | | | | | | | | | | | | 163 | H | Appalachian St. | 2 | 0 | | |
| | | | | | | | | | | | | | | 167 | A | La.-Lafayette | 2 | 1 | | |
| | | | | | | | | | | | | | | 184 | A | UNCW | 2 | 0 | | |
| | | | | | | | | | | | | | | 193 | A | Georgia St. | 0 | 2 | | |
| | | | | | | | | | | | | | | 198 | H | Coastal Caro. | 2 | 2 | | |
| | | | | | | | | | | | | | | 203 | H | UALR | 3 | 2 | | |
| | | | | | | | | | | | | | | 238 | A | La.-Monroe | 3 | 1 | | |
| | | | | | | | | | | | | | | 293 | H | Alabama St. | 3 | 0 | | |
| | | | | | | | | | | | | | | 294 | H | Arkansas St. | 2 | 0 | | |
| | | | | | | | | | | | | | | 310 | A | Francis Marion | 2 | 1 | | |
| | | | | LAST 10 GAMES | | | | | | | | | | | | | | | | |
| | | | | 163 H Appalachian St. | | | | 2 | 0 | 203 H UALR | | | | 3 | 2 | | | | | |
| | | | | 114 H Texas St. | | | | 1 | 1 | 294 H Arkansas St. | | | | 2 | 0 | | | | | |
| | | | | 92 A Troy | | | | 0 | 3 | 167 A La.-Lafayette | | | | 2 | 1 | | | | | |
| | | | | 81 A South Ala. | | | | 0 | 2 | 238 A La.-Monroe | | | | 3 | 1 | | | | | |
| | | | | 193 A Georgia St. | | | | 0 | 2 | 141 A Jacksonville | | | | 0 | 2 | | | | | |

Non-Div. I Games:

Ga. Southern

| Average RPI Win: | | 164 | WON-LOST RECORD | | WINNING PCT. RANK | | LAST 10 GAMES | | STRENGTH OF SCHEDULE | | OPP. STRENGTH OF SCHEDULE | | TEAM RPI | | ADJ RPI | | CONF. RPI | | ADJ CONF. RPI | |
|------------------|---|------------------|-----------------|-----------|-------------------|----------------|---------------|----------------------|----------------------|-------------|---------------------------|----------|----------|----------------------|------------|-------|-----------|--|---------------|--|
| DIV. I ONLY | | | 9-7-2 | | .55556 127 | | 7-2-1 | | 89 | | 73 | | 85 | | .54665 85 | | 8 | | 8 | |
| DIV. I NON-CONF. | | | 4-5-1 | | .45 193 | | 2-0-0 | | 104 | | 39 | | 134 | | .51942 132 | | 9 | | 9 | |
| TOTALS | | RPI 1-25 | | RPI 26-50 | | W-L RECORDS | | RPI 51-100 | | RPI 101-150 | | RPI 150+ | | | | | | | | |
| 9-7-2 | | 1-2-0 | | 0-2-0 | | OVERALL | | 1-1-2 | | 2-1-0 | | 5-1-0 | | | | | | | | |
| 7-4-0 | | 1-1-0 | | 0-0-0 | | HOME | | 0-1-0 | | 2-1-0 | | 4-1-0 | | | | | | | | |
| 1-3-2 | | 0-1-0 | | 0-2-0 | | AWAY | | 1-0-2 | | 0-0-0 | | 0-0-0 | | | | | | | | |
| 1-0-0 | | 0-0-0 | | 0-0-0 | | NEUTRAL | | 0-0-0 | | 0-0-0 | | 1-0-0 | | | | | | | | |
| 4-5-1 | | 1-1-0 | | 0-1-0 | | NON-CONFERENCE | | 0-1-1 | | 1-1-0 | | 2-1-0 | | | | | | | | |
| 3-3-0 | | 1-0-0 | | 0-0-0 | | HOME | | 0-1-0 | | 1-1-0 | | 1-1-0 | | | | | | | | |
| 0-2-1 | | 0-1-0 | | 0-0- | | AWAY | | 0-0-1 | | 0-0-0 | | 0-0-0 | | | | | | | | |
| 1-0-0 | | 0-0-0 | | 0-0-0 | | NEUTRAL | | 0-0-0 | | 0-0-0 | | 1-0-0 | | | | | | | | |
| 5-2-1 | | 0-1-0 | | 0-1-0 | | CONFERENCE | | 1-0-1 | | 1-0-0 | | 3-0-0 | | | | | | | | |
| 4-1-0 | | 0-1-0 | | 0-0-0 | | HOME | | 0-0-0 | | 1-0-0 | | 3-0-0 | | | | | | | | |
| 1-1-1 | | 0-0-0 | | 0-1-0 | | AWAY | | 1-0-1 | | 0-0-0 | | 0-0-0 | | | | | | | | |
| 0-0-0 | | 0-0-0 | | 0-0-0 | | NEUTRAL | | 0-0-0 | | 0-0-0 | | 0-0-0 | | | | | | | | |
| RPI | S | Opponent | | Score | | RPI | S | Opponent | | Score | | RPI | S | Opponent | | Score | | | | |
| 4 | A | Texas A&M | | 0 | 3 | 41 | A | Georgetown | | 0 | 4 | 75 | H | Northwestern | | 0 | 1 | | | |
| 17 | H | Kansas | | 1 | 0 | 50 | A | Minnesota | | 0 | 1 | 80 | A | Providence | | 4 | 0 | | | |
| 24 | H | DePaul | | 2 | 3 | | | | | | | 89 | A | St. John's (NY) | | 1 | 1 | | | |
| | | | | | | | | | | | | 94 | A | Colorado Col. | | 0 | 0 | | | |
| | | | | | | | | | | | | | | 112 H Nebraska | | 2 | 3 | | | |
| | | | | | | | | | | | | | | 118 H LSU | | 2 | 1 | | | |
| | | | | | | | | | | | | | | 144 H Villanova | | 1 | 0 | | | |
| | | | | | | | | | | | | | | 176 H Creighton | | 7 | 2 | | | |
| | | | | | | | | | | | | | | 187 N New Mexico | | 2 | 1 | | | |
| | | | | | | | | | | | | | | 214 H Milwaukee | | 4 | 5 | | | |
| | | | | | | | | | | | | | | 227 H Seton Hall | | 3 | 0 | | | |
| | | | | | | | | | | | | | | 257 H Xavier | | 1 | 0 | | | |
| | | | | | | | | | | | | | | 274 H Loyola Chicago | | 3 | 0 | | | |
| LAST 10 GAMES | | | | | | | | | | | | | | | | | | | | |
| | | 80 A Providence | | 4 | 0 | | | 89 A St. John's (NY) | | 1 | 1 | | | | | | | | | |
| | | 24 H DePaul | | 2 | 3 | | | 144 H Villanova | | 1 | 0 | | | | | | | | | |
| | | 227 H Seton Hall | | 3 | 0 | | | 176 H Creighton | | 7 | 2 | | | | | | | | | |
| | | 41 A Georgetown | | 0 | 4 | | | 118 H LSU | | 2 | 1 | | | | | | | | | |
| | | 257 H Xavier | | 1 | 0 | | | 17 H Kansas | | 1 | 0 | | | | | | | | | |

Non-Div. I Games:

Marquette

| Average RPI Win: 156 | | WON-LOST | WINNING | LAST 10 | STRENGTH OF | OPP. STRENGTH | TEAM | ADJ | CONF. | ADJ CONF. | | |
|----------------------|---|----------------|-----------|---------|----------------|-----------------|------------|-----|-------------|-------------|----------|---|
| Average RPI Loss: 43 | | RECORD | PCT. RANK | GAMES | SCHEDULE | OF SCHEDULE | RPI | RPI | RPI | RPI | | |
| DIV. I ONLY | | 7-9-2 | .44444 | 203 | 2-6-2 | 37 | 54 | 87 | .54598 | 86 | 3 | 3 |
| DIV. I NON-CONF. | | 5-3-0 | .625 | 98 | 0-0-0 | 38 | 176 | 55 | .57971 | 56 | 1 | 1 |
| <hr/> | | | | | | | | | | | | |
| TOTALS | | RPI 1-25 | RPI 26-50 | | W-L RECORDS | | RPI 51-100 | | RPI 101-150 | | RPI 150+ | |
| 7-9-2 | | 0-1-1 | 1-5-1 | | OVERALL | | 1-3-0 | | 1-0-0 | | 4-0-0 | |
| 4-3-2 | | 0-1-1 | 0-1-1 | | HOME | | 0-1-0 | | 1-0-0 | | 3-0-0 | |
| 3-6-0 | | 0-0-0 | 1-4-0 | | AWAY | | 1-2-0 | | 0-0-0 | | 1-0-0 | |
| 0-0-0 | | 0-0-0 | 0-0-0 | | NEUTRAL | | 0-0-0 | | 0-0-0 | | 0-0-0 | |
| 5-3-0 | | 0-0-0 | 1-1-0 | | NON-CONFERENCE | | 0-2-0 | | 1-0-0 | | 3-0-0 | |
| 4-0-0 | | 0-0-0 | 0-0-0 | | HOME | | 0-0-0 | | 1-0-0 | | 3-0-0 | |
| 1-3-0 | | 0-0-0 | 1-0- | | AWAY | | 0-2-0 | | 0-0-0 | | 0-0-0 | |
| 0-0-0 | | 0-0-0 | 0-0-0 | | NEUTRAL | | 0-0-0 | | 0-0-0 | | 0-0-0 | |
| 2-6-2 | | 0-1-1 | 0-4-1 | | CONFERENCE | | 1-1-0 | | 0-0-0 | | 1-0-0 | |
| 0-3-2 | | 0-1-1 | 0-1-1 | | HOME | | 0-1-0 | | 0-0-0 | | 0-0-0 | |
| 2-3-0 | | 0-0-0 | 0-3-0 | | AWAY | | 1-0-0 | | 0-0-0 | | 1-0-0 | |
| 0-0-0 | | 0-0-0 | 0-0-0 | | NEUTRAL | | 0-0-0 | | 0-0-0 | | 0-0-0 | |
| RPI | S | Opponent | Score | RPI | S | Opponent | Score | RPI | S | Opponent | Score | |
| 4 | H | Texas A&M | 2 6 | 27 | H | Auburn | 0 0 | 52 | H | Ole Miss | 1 2 | |
| 11 | H | South Carolina | 1 1 | 34 | A | Missouri | 0 2 | 60 | A | Tennessee | 2 0 | |
| | | | | 35 | A | Rutgers | 0 3 | 65 | A | Rice | 1 2 | |
| | | | | 36 | A | Arkansas | 0 1 | 70 | A | North Texas | 0 1 | |
| | | | | 38 | A | Georgia | 1 3 | | | | | |
| | | | | 43 | A | Memphis | 2 1 | | | | | |
| | | | | 49 | H | Alabama | 0 1 | | | | | |
| <hr/> | | | | | | | | | | | | |
| LAST 10 GAMES | | | | | | | | | | | | |
| | | | | 52 | H | Ole Miss | 1 2 | 34 | A | Missouri | 0 2 | |
| | | | | 11 | H | South Carolina | 1 1 | 36 | A | Arkansas | 0 1 | |
| | | | | 60 | A | Tennessee | 2 0 | 49 | H | Alabama | 0 1 | |
| | | | | 232 | A | Mississippi St. | 1 0 | 27 | H | Auburn | 0 0 | |
| | | | | 4 | H | Texas A&M | 2 6 | 38 | A | Georgia | 1 3 | |

Non-Div. I Games:

Vanderbilt

| | | | | | | | | | | | |
|-------------------|----------------|-----------------|-------------------|----------------|----------------------|---------------------------|-------------|---------|-----------|----------------|-------|
| Average RPI Win: | 192 | WON-LOST RECORD | WINNING PCT. RANK | LAST 10 GAMES | STRENGTH OF SCHEDULE | OPP. STRENGTH OF SCHEDULE | TEAM RPI | ADJ RPI | CONF. RPI | ADJ CONF. RPI | |
| Average RPI Loss: | 36 | | | | | | | | | | |
| DIV. I ONLY | 10-7-1 | .58333 | 112 | 5-5-0 | 108 | 77 | 86 | .54357 | 87 | 6 | 6 |
| DIV. I NON-CONF. | 6-2-1 | .72222 | 54 | 1-0-0 | 185 | 104 | 79 | .55483 | 80 | 6 | 6 |
| <hr/> | | | | | | | | | | | |
| TOTALS | RPI 1-25 | RPI 26-50 | | W-L RECORDS | RPI 51-100 | | RPI 101-150 | | RPI 150+ | | |
| 10-7-1 | 0-4-0 | 0-2-0 | | OVERALL | 2-0-0 | | 1-1-0 | | 7-0-1 | | |
| 5-4-0 | 0-3-0 | 0-0-0 | | HOME | 1-0-0 | | 0-1-0 | | 4-0-0 | | |
| 5-3-1 | 0-1-0 | 0-2-0 | | AWAY | 1-0-0 | | 1-0-0 | | 3-0-1 | | |
| 0-0-0 | 0-0-0 | 0-0-0 | | NEUTRAL | 0-0-0 | | 0-0-0 | | 0-0-0 | | |
| <hr/> | | | | | | | | | | | |
| 6-2-1 | 0-2-0 | 0-0-0 | | NON-CONFERENCE | 0-0-0 | | 1-0-0 | | 5-0-1 | | |
| 2-2-0 | 0-2-0 | 0-0-0 | | HOME | 0-0-0 | | 0-0-0 | | 2-0-0 | | |
| 4-0-1 | 0-0-0 | 0-0- | | AWAY | 0-0-0 | | 1-0-0 | | 3-0-1 | | |
| 0-0-0 | 0-0-0 | 0-0-0 | | NEUTRAL | 0-0-0 | | 0-0-0 | | 0-0-0 | | |
| <hr/> | | | | | | | | | | | |
| 4-5-0 | 0-2-0 | 0-2-0 | | CONFERENCE | 2-0-0 | | 0-1-0 | | 2-0-0 | | |
| 3-2-0 | 0-1-0 | 0-0-0 | | HOME | 1-0-0 | | 0-1-0 | | 2-0-0 | | |
| 1-3-0 | 0-1-0 | 0-2-0 | | AWAY | 1-0-0 | | 0-0-0 | | 0-0-0 | | |
| 0-0-0 | 0-0-0 | 0-0-0 | | NEUTRAL | 0-0-0 | | 0-0-0 | | 0-0-0 | | |
| <hr/> | | | | | | | | | | | |
| RPI S | Opponent | Score | RPI S | Opponent | Score | RPI S | Opponent | Score | RPI S | Opponent | Score |
| 11 H | South Carolina | 0 2 | 28 A | South Fla. | 0 2 | 78 A | Tulsa | 1 0 | 108 H | Cincinnati | 0 3 |
| 16 A | UCF | 0 2 | 43 A | Memphis | 0 2 | 98 H | Temple | 2 0 | 120 A | UNC Greensboro | 1 0 |
| 20 H | Virginia Tech | 0 3 | | | | | | | 184 A | UNCW | 0 0 |
| 25 H | UConn | 1 2 | | | | | | | 197 A | Western Caro. | 1 0 |
| | | | | | | | | | 202 H | SMU | 2 0 |
| | | | | | | | | | 207 H | Campbell | 1 0 |
| | | | | | | | | | 222 H | Houston | 1 0 |
| | | | | | | | | | 235 A | George Mason | 2 0 |
| | | | | | | | | | 248 H | Davidson | 2 0 |
| | | | | | | | | | 310 A | Francis Marion | 6 0 |
| <hr/> | | | | | | | | | | | |
| | | | LAST 10 GAMES | | | | | | | | |
| | | | 28 A South Fla. | | | 78 A Tulsa | | | 1 0 | | |
| | | | 16 A UCF | | | 108 H Cincinnati | | | 0 3 | | |
| | | | 202 H SMU | | | 98 H Temple | | | 2 0 | | |
| | | | 222 H Houston | | | 25 H UConn | | | 1 2 | | |
| | | | 43 A Memphis | | | 207 H Campbell | | | 1 0 | | |

| Average RPI Win: 211 | | WON-LOST RECORD | | WINNING PCT. RANK | | LAST 10 GAMES | | STRENGTH OF SCHEDULE | | OPP. STRENGTH OF SCHEDULE | | TEAM RPI | | ADJ RPI | | CONF. RPI | | ADJ CONF. RPI | |
|----------------------|----------------|-----------------|---|-------------------|----------------|----------------|---|----------------------|----------------|---------------------------|---|----------|------------------|-----------|---|-----------|--|---------------|--|
| DIV. I ONLY | | 12-7-0 | | .63158 86 | | 7-3-0 | | 118 | | 162 | | 92 | | .54315 88 | | 20 | | 20 | |
| DIV. I NON-CONF. | | 5-5-0 | | .5 153 | | 0-1-0 | | 77 | | 67 | | 106 | | .5371 102 | | 23 | | 23 | |
| TOTALS | | RPI 1-25 | | RPI 26-50 | | W-L RECORDS | | RPI 51-100 | | RPI 101-150 | | RPI 150+ | | | | | | | |
| 12-7-0 | | 0-2-0 | | 1-0-0 | | OVERALL | | 0-1-0 | | 1-2-0 | | 10-2-0 | | | | | | | |
| 4-4-0 | | 0-1-0 | | 0-0-0 | | HOME | | 0-0-0 | | 0-2-0 | | 4-1-0 | | | | | | | |
| 8-3-0 | | 0-1-0 | | 1-0-0 | | AWAY | | 0-1-0 | | 1-0-0 | | 6-1-0 | | | | | | | |
| 0-0-0 | | 0-0-0 | | 0-0-0 | | NEUTRAL | | 0-0-0 | | 0-0-0 | | 0-0-0 | | | | | | | |
| 5-5-0 | | 0-2-0 | | 1-0-0 | | NON-CONFERENCE | | 0-0-0 | | 0-1-0 | | 4-2-0 | | | | | | | |
| 1-3-0 | | 0-1-0 | | 0-0-0 | | HOME | | 0-0-0 | | 0-1-0 | | 1-1-0 | | | | | | | |
| 4-2-0 | | 0-1-0 | | 1-0- | | AWAY | | 0-0-0 | | 0-0-0 | | 3-1-0 | | | | | | | |
| 0-0-0 | | 0-0-0 | | 0-0-0 | | NEUTRAL | | 0-0-0 | | 0-0-0 | | 0-0-0 | | | | | | | |
| 7-2-0 | | 0-0-0 | | 0-0-0 | | CONFERENCE | | 0-1-0 | | 1-1-0 | | 6-0-0 | | | | | | | |
| 3-1-0 | | 0-0-0 | | 0-0-0 | | HOME | | 0-0-0 | | 0-1-0 | | 3-0-0 | | | | | | | |
| 4-1-0 | | 0-0-0 | | 0-0-0 | | AWAY | | 0-1-0 | | 1-0-0 | | 3-0-0 | | | | | | | |
| 0-0-0 | | 0-0-0 | | 0-0-0 | | NEUTRAL | | 0-0-0 | | 0-0-0 | | 0-0-0 | | | | | | | |
| RPI S | Opponent | Score | | RPI S | Opponent | Score | | RPI S | Opponent | Score | | RPI S | Opponent | Score | | | | | |
| 8 H | Virginia | 1 | 3 | 27 A | Auburn | 2 | 1 | 95 A | Furman | 0 | 1 | 108 H | Cincinnati | 1 | 2 | | | | |
| 11 A | South Carolina | 0 | 2 | | | | | | | | | 120 A | UNC Greensboro | 1 | 0 | | | | |
| | | | | | | | | | | | | 142 H | East Tenn. St. | 1 | 3 | | | | |
| | | | | | | | | | | | | 156 H | Mercer | 1 | 0 | | | | |
| | | | | | | | | | | | | 164 A | Lipscomb | 0 | 2 | | | | |
| | | | | | | | | | | | | 174 H | Kennesaw St. | 2 | 4 | | | | |
| | | | | | | | | | | | | 192 A | Jacksonville St. | 3 | 2 | | | | |
| | | | | | | | | | | | | 193 A | Georgia St. | 2 | 1 | | | | |
| | | | | | | | | | | | | 196 H | Belmont | 2 | 0 | | | | |
| | | | | | | | | | | | | 197 H | Western Caro. | 4 | 1 | | | | |
| | | | | | | | | | | | | 224 A | Wofford | 2 | 0 | | | | |
| | | | | | | | | | | | | 278 A | Austin Peay | 3 | 1 | | | | |
| | | | | | | | | | | | | 303 H | Citadel | 3 | 1 | | | | |
| | | | | | | | | | | | | 317 A | VMI | 5 | 0 | | | | |
| | | | | | | | | | | | | 327 A | Chattanooga | 3 | 0 | | | | |
| | | | | LAST 10 GAMES | | | | | | | | | | | | | | | |
| | | | | 156 H | Mercer | 1 | 0 | 317 A | VMI | 5 | 0 | | | | | | | | |
| | | | | 303 H | Citadel | 3 | 1 | 197 H | Western Caro. | 4 | 1 | | | | | | | | |
| | | | | 224 A | Wofford | 2 | 0 | 142 H | East Tenn. St. | 1 | 3 | | | | | | | | |
| | | | | 95 A | Furman | 0 | 1 | 327 A | Chattanooga | 3 | 0 | | | | | | | | |
| | | | | 120 A | UNC Greensboro | 1 | 0 | 174 H | Kennesaw St. | 2 | 4 | | | | | | | | |

Non-Div. I Games:

Samford

| Average RPI Win: 188 | | WON-LOST | WINNING | LAST 10 | STRENGTH OF | | OPP. STRENGTH | TEAM | ADJ | | CONF. | ADJ CONF. | | | |
|----------------------|-------------|----------|-----------|---------|----------------|-------|---------------|-------|-------------|--------|----------|-----------|--------------------|-------|---|
| Average RPI Loss: 88 | | RECORD | PCT. RANK | GAMES | SCHEDULE | | OF SCHEDULE | RPI | RPI | | RPI | RPI | | | |
| DIV. I ONLY | | 10-6-1 | .61765 | 91 | 7-2-1 | | 121 | 105 | 88 | .54306 | 89 | 8 | | | |
| DIV. I NON-CONF. | | 4-5-0 | .44444 | 196 | 1-1-0 | | 102 | 115 | 151 | .50782 | 149 | 9 | | | |
| TOTALS | | RPI 1-25 | RPI 26-50 | | W-L RECORDS | | RPI 51-100 | | RPI 101-150 | | RPI 150+ | | | | |
| 10-6-1 | | 0-2-0 | 1-0-0 | | OVERALL | | 0-2-1 | | 2-1-0 | | 7-1-0 | | | | |
| 5-2-1 | | 0-0-0 | 1-0-0 | | HOME | | 0-1-1 | | 1-0-0 | | 3-1-0 | | | | |
| 5-4-0 | | 0-2-0 | 0-0-0 | | AWAY | | 0-1-0 | | 1-1-0 | | 4-0-0 | | | | |
| 0-0-0 | | 0-0-0 | 0-0-0 | | NEUTRAL | | 0-0-0 | | 0-0-0 | | 0-0-0 | | | | |
| 4-5-0 | | 0-2-0 | 0-0-0 | | NON-CONFERENCE | | 0-1-0 | | 1-1-0 | | 3-1-0 | | | | |
| 3-1-0 | | 0-0-0 | 0-0-0 | | HOME | | 0-0-0 | | 1-0-0 | | 2-1-0 | | | | |
| 1-4-0 | | 0-2-0 | 0-0- | | AWAY | | 0-1-0 | | 0-1-0 | | 1-0-0 | | | | |
| 0-0-0 | | 0-0-0 | 0-0-0 | | NEUTRAL | | 0-0-0 | | 0-0-0 | | 0-0-0 | | | | |
| 6-1-1 | | 0-0-0 | 1-0-0 | | CONFERENCE | | 0-1-1 | | 1-0-0 | | 4-0-0 | | | | |
| 2-1-1 | | 0-0-0 | 1-0-0 | | HOME | | 0-1-1 | | 0-0-0 | | 1-0-0 | | | | |
| 4-0-0 | | 0-0-0 | 0-0-0 | | AWAY | | 0-0-0 | | 1-0-0 | | 3-0-0 | | | | |
| 0-0-0 | | 0-0-0 | 0-0-0 | | NEUTRAL | | 0-0-0 | | 0-0-0 | | 0-0-0 | | | | |
| RPI S | Opponent | Score | | RPI S | Opponent | Score | | RPI S | Opponent | Score | | RPI S | Opponent | Score | |
| 7 A | Florida St. | 0 | 4 | 41 H | Georgetown | 1 | 0 | 80 H | Providence | 0 | 1 | 128 A | Army | 1 | 2 |
| 25 A | UConn | 1 | 4 | | | | | 85 H | Marquette | 1 | 1 | 144 A | Villanova | 1 | 0 |
| | | | | | | | | 97 A | Dartmouth | 0 | 2 | 148 H | Central Conn. St. | 2 | 0 |
| | | | | | | | | | | | | 176 A | Creighton | 1 | 0 |
| | | | | | | | | | | | | 177 H | Butler | 2 | 1 |
| | | | | | | | | | | | | 179 A | Delaware | 2 | 1 |
| | | | | | | | | | | | | 188 H | Brown | 1 | 2 |
| | | | | | | | | | | | | 227 A | Seton Hall | 1 | 0 |
| | | | | | | | | | | | | 241 H | Stony Brook | 1 | 0 |
| | | | | | | | | | | | | 257 A | Xavier | 2 | 0 |
| | | | | | | | | | | | | 292 H | Saint Francis (PA) | 3 | 0 |
| LAST 10 GAMES | | | | | | | | | | | | | | | |
| | | | | 227 A | Seton Hall | 1 | 0 | 85 H | Marquette | 1 | 1 | | | | |
| | | | | 80 H | Providence | 0 | 1 | 176 A | Creighton | 1 | 0 | | | | |
| | | | | 41 H | Georgetown | 1 | 0 | 257 A | Xavier | 2 | 0 | | | | |
| | | | | 144 A | Villanova | 1 | 0 | 241 H | Stony Brook | 1 | 0 | | | | |
| | | | | 177 H | Butler | 2 | 1 | 97 A | Dartmouth | 0 | 2 | | | | |

Non-Div. I Games:

St. John's (NY)

| | | | | | | | | | | | |
|-------------------|----------|-----------------|-------------------|---------------------|----------------------|---------------------------|-------------|--------------------|-----------------|---------------|-------|
| Average RPI Win: | 199 | WON-LOST RECORD | WINNING PCT. RANK | LAST 10 GAMES | STRENGTH OF SCHEDULE | OPP. STRENGTH OF SCHEDULE | TEAM RPI | ADJ RPI | CONF. RPI | ADJ CONF. RPI | |
| Average RPI Loss: | 60 | | | | | | | | | | |
| DIV. I ONLY | 10-4-1 | .7 | 52 | 5-4-1 | 195 | 126 | 89 | .54273 | 90 | 13 | 13 |
| DIV. I NON-CONF. | 6-2-0 | .75 | 44 | 1-2-0 | 193 | 178 | 81 | .5526 | 82 | 14 | 14 |
| <hr/> | | | | | | | | | | | |
| TOTALS | RPI 1-25 | RPI 26-50 | | W-L RECORDS | RPI 51-100 | | RPI 101-150 | | RPI 150+ | | |
| 10-4-1 | 0-1-0 | 0-1-0 | | OVERALL | 0-1-0 | | 3-1-0 | | 7-0-1 | | |
| 7-0-0 | 0-0-0 | 0-0-0 | | HOME | 0-0-0 | | 2-0-0 | | 5-0-0 | | |
| 3-4-1 | 0-1-0 | 0-1-0 | | AWAY | 0-1-0 | | 1-1-0 | | 2-0-1 | | |
| 0-0-0 | 0-0-0 | 0-0-0 | | NEUTRAL | 0-0-0 | | 0-0-0 | | 0-0-0 | | |
| <hr/> | | | | | | | | | | | |
| 6-2-0 | 0-0-0 | 0-1-0 | | NON-CONFERENCE | 0-0-0 | | 2-1-0 | | 4-0-0 | | |
| 3-0-0 | 0-0-0 | 0-0-0 | | HOME | 0-0-0 | | 1-0-0 | | 2-0-0 | | |
| 3-2-0 | 0-0-0 | 0-0- | | AWAY | 0-0-0 | | 1-1-0 | | 2-0-0 | | |
| 0-0-0 | 0-0-0 | 0-0-0 | | NEUTRAL | 0-0-0 | | 0-0-0 | | 0-0-0 | | |
| <hr/> | | | | | | | | | | | |
| 4-2-1 | 0-1-0 | 0-0-0 | | CONFERENCE | 0-1-0 | | 1-0-0 | | 3-0-1 | | |
| 4-0-0 | 0-0-0 | 0-0-0 | | HOME | 0-0-0 | | 1-0-0 | | 3-0-0 | | |
| 0-2-1 | 0-1-0 | 0-0-0 | | AWAY | 0-1-0 | | 0-0-0 | | 0-0-1 | | |
| 0-0-0 | 0-0-0 | 0-0-0 | | NEUTRAL | 0-0-0 | | 0-0-0 | | 0-0-0 | | |
| <hr/> | | | | | | | | | | | |
| RPI S | Opponent | Score | RPI S | Opponent | Score | RPI S | Opponent | Score | RPI S | Opponent | Score |
| 21 A | La Salle | 0 3 | 41 A | Georgetown | 0 1 | 74 A | VCU | 0 1 | 103 A | Drexel | 0 2 |
| | | | | | | | | 106 A | Liberty | 1 0 | |
| | | | | | | | | 132 H | Richmond | 1 0 | |
| | | | | | | | | 142 H | East Tenn. St. | 3 1 | |
| | | | | | | | | 154 H | Old Dominion | 1 0 | |
| | | | | | | | | 157 A | Loyola Maryland | 3 0 | |
| | | | | | | | | 168 H | Massachusetts | 2 1 | |
| | | | | | | | | 220 A | Fordham | 1 1 | |
| | | | | | | | | 235 H | George Mason | 2 1 | |
| | | | | | | | | 248 H | Davidson | 1 0 | |
| | | | | | | | | 321 H | Mt. St. Mary's | 6 0 | |
| | | | | | | | | 325 A | Delaware St. | 2 0 | |
| <hr/> | | | | | | | | | | | |
| | | | | LAST 10 GAMES | | | | | | | |
| | | | | 74 A VCU | | | | 21 A La Salle | | | |
| | | | | 132 H Richmond | | | | 235 H George Mason | | | |
| | | | | 248 H Davidson | | | | 325 A Delaware St. | | | |
| | | | | 168 H Massachusetts | | | | 103 A Drexel | | | |
| | | | | 220 A Fordham | | | | 41 A Georgetown | | | |

Non-Div. I Games:

George Washington

| Average RPI Win: | 182 | WON-LOST | WINNING | LAST 10 | STRENGTH OF | OPP. STRENGTH | TEAM | ADJ | CONF. | ADJ CONF. | |
|--------------------|--------------------|-----------|-----------|----------------|-------------|--------------------------|------|-------------|---------------|-----------|----|
| Average RPI Loss: | 93 | RECORD | PCT. RANK | GAMES | SCHEDULE | OF SCHEDULE | RPI | RPI | RPI | RPI | |
| DIV. I ONLY | 11-5-1 | .67647 | 62 | 6-4-0 | 206 | 80 | 91 | .54151 | 91 | 10 | 10 |
| DIV. I NON-CONF. | 6-1-1 | .8125 | 29 | 1-0-0 | 244 | 42 | 67 | .56434 | 69 | 8 | 8 |
| <hr/> | | | | | | | | | | | |
| TOTALS | RPI 1-25 | RPI 26-50 | | W-L RECORDS | | RPI 51-100 | | RPI 101-150 | | RPI 150+ | |
| 11-5-1 | 0-0-1 | 1-0-0 | | OVERALL | | 1-3-0 | | 1-2-0 | | 8-0-0 | |
| 6-2-1 | 0-0-1 | 1-0-0 | | HOME | | 1-1-0 | | 1-1-0 | | 3-0-0 | |
| 5-3-0 | 0-0-0 | 0-0-0 | | AWAY | | 0-2-0 | | 0-1-0 | | 5-0-0 | |
| 0-0-0 | 0-0-0 | 0-0-0 | | NEUTRAL | | 0-0-0 | | 0-0-0 | | 0-0-0 | |
| <hr/> | | | | | | | | | | | |
| 6-1-1 | 0-0-1 | 0-0-0 | | NON-CONFERENCE | | 1-1-0 | | 1-0-0 | | 4-0-0 | |
| 3-0-1 | 0-0-1 | 0-0-0 | | HOME | | 1-0-0 | | 1-0-0 | | 1-0-0 | |
| 3-1-0 | 0-0-0 | 0-0- | | AWAY | | 0-1-0 | | 0-0-0 | | 3-0-0 | |
| 0-0-0 | 0-0-0 | 0-0-0 | | NEUTRAL | | 0-0-0 | | 0-0-0 | | 0-0-0 | |
| <hr/> | | | | | | | | | | | |
| 5-4-0 | 0-0-0 | 1-0-0 | | CONFERENCE | | 0-2-0 | | 0-2-0 | | 4-0-0 | |
| 3-2-0 | 0-0-0 | 1-0-0 | | HOME | | 0-1-0 | | 0-1-0 | | 2-0-0 | |
| 2-2-0 | 0-0-0 | 0-0-0 | | AWAY | | 0-1-0 | | 0-1-0 | | 2-0-0 | |
| 0-0-0 | 0-0-0 | 0-0-0 | | NEUTRAL | | 0-0-0 | | 0-0-0 | | 0-0-0 | |
| <hr/> | | | | | | | | | | | |
| RPI S | Opponent | Score | | RPI S | Opponent | Score | | RPI S | Opponent | Score | |
| 21 H | La Salle | 3 | 3 | 48 H | Hofstra | 4 | 0 | 62 H | Northeastern | 0 | 1 |
| | | | | | | | | 73 A | Maryland | 0 | 4 |
| | | | | | | | | 79 A | James Madison | 0 | 1 |
| | | | | | | | | 95 H | Princeton | 4 | 1 |
| | | | | | | | | 103 H | Drexel | 2 | 3 |
| | | | | | | | | 132 H | Richmond | 4 | 1 |
| | | | | | | | | 147 A | Towson | 0 | 2 |
| | | | | | | | | 166 A | Penn | 3 | 0 |
| | | | | | | | | 179 H | Delaware | 3 | 1 |
| | | | | | | | | 184 A | UNCW | 2 | 0 |
| | | | | | | | | 219 H | Elon | 3 | 1 |
| 235 A | George Mason | 1 | 0 | | | | | | | | |
| 239 H | North Carolina St. | 2 | 1 | | | | | | | | |
| 248 A | Davidson | 2 | 0 | | | | | | | | |
| 254 A | Col. of Charleston | 2 | 0 | | | | | | | | |
| <hr/> | | | | | | | | | | | |
| LAST 10 GAMES | | | | | | | | | | | |
| 147 A Towson | | | | 0 | 2 | 254 A Col. of Charleston | | | | 2 | 0 |
| 79 A James Madison | | | | 0 | 1 | 184 A UNCW | | | | 2 | 0 |
| 219 H Elon | | | | 3 | 1 | 48 H Hofstra | | | | 4 | 0 |
| 103 H Drexel | | | | 2 | 3 | 62 H Northeastern | | | | 0 | 1 |
| 179 H Delaware | | | | 3 | 1 | 95 H Princeton | | | | 4 | 1 |

Non-Div. I Games:

William & Mary

| Average RPI Win: 226 | | WON-LOST RECORD | WINNING PCT. RANK | LAST 10 GAMES | STRENGTH OF SCHEDULE | OPP. STRENGTH OF SCHEDULE | TEAM RPI | ADJ RPI | | CONF. RPI | ADJ CONF. RPI | |
|-----------------------|----------|--------------------|----------------------|------------------|-------------------------|------------------------------|--------------|------------|-------|------------------|------------------|----------|
| Average RPI Loss: 125 | | | | | | | | | | | | |
| DIV. I ONLY | | 14-5-0 | .73684 32 | 7-3-0 | 220 | 195 | 90 | .54095 | 92 | 15 | 15 | |
| DIV. I NON-CONF. | | 8-2-0 | .8 34 | 1-0-0 | 291 | 209 | 127 | .52197 | 128 | 17 | 17 | |
| <hr/> | | | | | | | | | | | | |
| TOTALS | | RPI 1-25 | | RPI 26-50 | | W-L RECORDS | | RPI 51-100 | | RPI 101-150 | | RPI 150+ |
| 14-5-0 | | 0-0-0 | | 0-0-0 | | OVERALL | | 1-1-0 | | 0-3-0 | | 13-1-0 |
| 9-0-0 | | 0-0-0 | | 0-0-0 | | HOME | | 1-0-0 | | 0-0-0 | | 8-0-0 |
| 3-5-0 | | 0-0-0 | | 0-0-0 | | AWAY | | 0-1-0 | | 0-3-0 | | 3-1-0 |
| 2-0-0 | | 0-0-0 | | 0-0-0 | | NEUTRAL | | 0-0-0 | | 0-0-0 | | 2-0-0 |
| 8-2-0 | | 0-0-0 | | 0-0-0 | | NON-CONFERENCE | | 0-0-0 | | 0-2-0 | | 8-0-0 |
| 5-0-0 | | 0-0-0 | | 0-0-0 | | HOME | | 0-0-0 | | 0-0-0 | | 5-0-0 |
| 1-2-0 | | 0-0-0 | | 0-0- | | AWAY | | 0-0-0 | | 0-2-0 | | 1-0-0 |
| 2-0-0 | | 0-0-0 | | 0-0-0 | | NEUTRAL | | 0-0-0 | | 0-0-0 | | 2-0-0 |
| 6-3-0 | | 0-0-0 | | 0-0-0 | | CONFERENCE | | 1-1-0 | | 0-1-0 | | 5-1-0 |
| 4-0-0 | | 0-0-0 | | 0-0-0 | | HOME | | 1-0-0 | | 0-0-0 | | 3-0-0 |
| 2-3-0 | | 0-0-0 | | 0-0-0 | | AWAY | | 0-1-0 | | 0-1-0 | | 2-1-0 |
| 0-0-0 | | 0-0-0 | | 0-0-0 | | NEUTRAL | | 0-0-0 | | 0-0-0 | | 0-0-0 |
| RPI S | Opponent | Score | RPI S | Opponent | Score | RPI S | Opponent | Score | RPI S | Opponent | Score | |
| | | | | | | 81 A | South Ala. | 1 2 | 114 A | Texas St. | 0 2 | |
| | | | | | | 84 H | Ga. Southern | 3 0 | 118 A | LSU | 0 2 | |
| | | | | | | | | | 149 A | Louisiana Tech | 2 4 | |
| | | | | | | | | | 163 A | Appalachian St. | 2 3 | |
| | | | | | | | | | 167 H | La.-Lafayette | 2 0 | |
| | | | | | | | | | 174 H | Kennesaw St. | 1 0 | |
| | | | | | | | | | 192 H | Jacksonville St. | 3 1 | |
| | | | | | | | | | 193 H | Georgia St. | 1 0 | |
| | | | | | | | | | 203 A | UALR | 3 0 | |
| | | | | | | | | | 205 H | UAB | 2 1 | |
| | | | | | | | | | 238 H | La.-Monroe | 2 0 | |
| | | | | | | | | | 249 A | Gardner-Webb | 1 0 | |
| | | | | | | | | | 269 N | North Florida | 1 0 | |
| | | | | | | | | | 293 H | Alabama St. | 6 0 | |
| | | | | | | | | | 294 A | Arkansas St. | 3 0 | |
| | | | | | | | | | 299 H | Tennessee Tech | 3 0 | |
| | | | | | | | | | 310 N | Francis Marion | 3 1 | |
| LAST 10 GAMES | | | | | | | | | | | | |
| | | | | | | 294 A | Arkansas St. | 3 0 | 163 A | Appalachian St. | 2 3 | |
| | | | | | | 203 A | UALR | 3 0 | 238 H | La.-Monroe | 2 0 | |
| | | | | | | 84 H | Ga. Southern | 3 0 | 167 H | La.-Lafayette | 2 0 | |
| | | | | | | 193 H | Georgia St. | 1 0 | 81 A | South Ala. | 1 2 | |
| | | | | | | 114 A | Texas St. | 0 2 | 269 N | North Florida | 1 0 | |

Non-Div. I Games:

Troy

| Average RPI Win: | 187 | WON-LOST RECORD | WINNING PCT. RANK | LAST 10 GAMES | STRENGTH OF SCHEDULE | OPP. STRENGTH OF SCHEDULE | TEAM RPI | ADJ RPI | CONF. RPI | ADJ CONF. RPI | | |
|--------------------------|----------|-----------------|-------------------|------------------------|----------------------|---------------------------|----------|--------------------------|-----------|---------------|-------|----|
| DIV. I ONLY | | 10-6-0 | .625 | 88 | 6-4-0 | 123 | 145 | 93 | .53953 | 93 | 12 | 12 |
| DIV. I NON-CONF. | | 5-2-0 | .71429 | 56 | 1-0-0 | 66 | 226 | 53 | .57724 | 58 | 12 | 13 |
| <hr/> | | | | | | | | | | | | |
| TOTALS | RPI 1-25 | RPI 26-50 | | W-L RECORDS | | RPI 51-100 | | RPI 101-150 | | RPI 150+ | | |
| 10-6-0 | 0-0-0 | 0-0-0 | | OVERALL | | 0-2-0 | | 3-3-0 | | 7-1-0 | | |
| 5-3-0 | 0-0-0 | 0-0-0 | | HOME | | 0-2-0 | | 2-1-0 | | 3-0-0 | | |
| 4-3-0 | 0-0-0 | 0-0-0 | | AWAY | | 0-0-0 | | 1-2-0 | | 3-1-0 | | |
| 1-0-0 | 0-0-0 | 0-0-0 | | NEUTRAL | | 0-0-0 | | 0-0-0 | | 1-0-0 | | |
| <hr/> | | | | | | | | | | | | |
| 5-2-0 | 0-0-0 | 0-0-0 | | NON-CONFERENCE | | 0-1-0 | | 1-1-0 | | 4-0-0 | | |
| 2-1-0 | 0-0-0 | 0-0-0 | | HOME | | 0-1-0 | | 1-0-0 | | 1-0-0 | | |
| 2-1-0 | 0-0-0 | 0-0- | | AWAY | | 0-0-0 | | 0-1-0 | | 2-0-0 | | |
| 1-0-0 | 0-0-0 | 0-0-0 | | NEUTRAL | | 0-0-0 | | 0-0-0 | | 1-0-0 | | |
| <hr/> | | | | | | | | | | | | |
| 5-4-0 | 0-0-0 | 0-0-0 | | CONFERENCE | | 0-1-0 | | 2-2-0 | | 3-1-0 | | |
| 3-2-0 | 0-0-0 | 0-0-0 | | HOME | | 0-1-0 | | 1-1-0 | | 2-0-0 | | |
| 2-2-0 | 0-0-0 | 0-0-0 | | AWAY | | 0-0-0 | | 1-1-0 | | 1-1-0 | | |
| 0-0-0 | 0-0-0 | 0-0-0 | | NEUTRAL | | 0-0-0 | | 0-0-0 | | 0-0-0 | | |
| <hr/> | | | | | | | | | | | | |
| RPI | S | Opponent | Score | RPI | S | Opponent | Score | RPI | S | Opponent | Score | |
| | | | | 60 H Tennessee 0 2 | | | | 115 H Charlotte 0 3 | | | | |
| | | | | 81 H UTEP 1 2 | | | | 116 H Evansville 2 0 | | | | |
| | | | | | | | | 119 H Middle Tenn. 4 3 | | | | |
| | | | | | | | | 130 A Yale 0 2 | | | | |
| | | | | | | | | 131 A Marshall 1 0 | | | | |
| | | | | | | | | 149 A Louisiana Tech 0 1 | | | | |
| | | | | | | | | 154 A Old Dominion 1 2 | | | | |
| | | | | | | | | 156 H Mercer 1 0 | | | | |
| | | | | | | | | 164 A Lipscomb 2 0 | | | | |
| | | | | | | | | 199 H UTSA 3 1 | | | | |
| | | | | | | | | 205 H UAB 1 0 | | | | |
| | | | | | | | | 240 N Sacred Heart 2 1 | | | | |
| | | | | | | | | 256 A Southern Miss. 2 0 | | | | |
| | | | | | | | | 282 A Indiana St. 1 0 | | | | |
| | | | | | | | | | | | | |
| | | | | | | | | | | | | |
| | | | | <hr/> | | | | | | | | |
| | | | | LAST 10 GAMES | | | | | | | | |
| 256 A Southern Miss. 2 0 | | | | 81 H UTEP 1 2 | | | | | | | | |
| 149 A Louisiana Tech 0 1 | | | | 115 H Charlotte 0 3 | | | | | | | | |
| 205 H UAB 1 0 | | | | 154 A Old Dominion 1 2 | | | | | | | | |
| 119 H Middle Tenn. 4 3 | | | | 131 A Marshall 1 0 | | | | | | | | |
| 199 H UTSA 3 1 | | | | 282 A Indiana St. 1 0 | | | | | | | | |

Non-Div. I Games:

Western Ky.

| | | | | | | | | | | | |
|-------------------|----------|-----------|-----------|----------------|-------------|---------------|-------|-------------|-------|-----------|-------|
| Average RPI Win: | 220 | WON-LOST | WINNING | LAST 10 | STRENGTH OF | OPP. STRENGTH | TEAM | ADJ | CONF. | ADJ CONF. | |
| Average RPI Loss: | 124 | RECORD | PCT. RANK | GAMES | SCHEDULE | OF SCHEDULE | RPI | RPI | RPI | RPI | |
| DIV. I ONLY | 10-5-3 | .63889 | 80 | 6-3-1 | 148 | 152 | 96 | .5383 | 94 | 17 | 17 |
| DIV. I NON-CONF. | 4-2-2 | .625 | 98 | 0-0-0 | 101 | 139 | 82 | .55312 | 81 | 15 | 15 |
| <hr/> | | | | | | | | | | | |
| TOTALS | RPI 1-25 | RPI 26-50 | | W-L RECORDS | | RPI 51-100 | | RPI 101-150 | | RPI 150+ | |
| 10-5-3 | 0-0-0 | 0-2-1 | | OVERALL | | 0-0-1 | | 1-1-1 | | 9-2-0 | |
| 7-0-2 | 0-0-0 | 0-0-0 | | HOME | | 0-0-1 | | 1-0-1 | | 6-0-0 | |
| 3-5-1 | 0-0-0 | 0-2-1 | | AWAY | | 0-0-0 | | 0-1-0 | | 3-2-0 | |
| 0-0-0 | 0-0-0 | 0-0-0 | | NEUTRAL | | 0-0-0 | | 0-0-0 | | 0-0-0 | |
| <hr/> | | | | | | | | | | | |
| 4-2-2 | 0-0-0 | 0-1-1 | | NON-CONFERENCE | | 0-0-1 | | 0-0-0 | | 4-1-0 | |
| 4-0-1 | 0-0-0 | 0-0-0 | | HOME | | 0-0-1 | | 0-0-0 | | 4-0-0 | |
| 0-2-1 | 0-0-0 | 0-1- | | AWAY | | 0-0-0 | | 0-0-0 | | 0-1-0 | |
| 0-0-0 | 0-0-0 | 0-0-0 | | NEUTRAL | | 0-0-0 | | 0-0-0 | | 0-0-0 | |
| <hr/> | | | | | | | | | | | |
| 6-3-1 | 0-0-0 | 0-1-0 | | CONFERENCE | | 0-0-0 | | 1-1-1 | | 5-1-0 | |
| 3-0-1 | 0-0-0 | 0-0-0 | | HOME | | 0-0-0 | | 1-0-1 | | 2-0-0 | |
| 3-3-0 | 0-0-0 | 0-1-0 | | AWAY | | 0-0-0 | | 0-1-0 | | 3-1-0 | |
| 0-0-0 | 0-0-0 | 0-0-0 | | NEUTRAL | | 0-0-0 | | 0-0-0 | | 0-0-0 | |
| <hr/> | | | | | | | | | | | |
| RPI | S | Opponent | Score | RPI | S | Opponent | Score | RPI | S | Opponent | Score |
| | | | | 29 | A | Colgate | 0 0 | | | | |
| | | | | 31 | A | BYU | 0 4 | | | | |
| | | | | 45 | A | San Diego St. | 0 3 | | | | |
| | | | | | | | | | | | |
| | | | | | | | | | | | |
| | | | | | | | | | | | |
| | | | | | | | | | | | |
| | | | | | | | | | | | |
| | | | | | | | | | | | |
| | | | | | | | | | | | |
| | | | | | | | | | | | |
| | | | | | | | | | | | |
| | | | | | | | | | | | |
| | | | | | | | | | | | |
| | | | | | | | | | | | |
| | | | | | | | | | | | |
| | | | | | | | | | | | |
| | | | | | | | | | | | |
| | | | | | | | | | | | |
| | | | | | | | | | | | |
| | | | | | | | | | | | |
| | | | | | | | | | | | |
| | | | | | | | | | | | |
| | | | | | | | | | | | |
| | | | | | | | | | | | |
| | | | | | | | | | | | |
| | | | | | | | | | | | |
| | | | | | | | | | | | |
| | | | | | | | | | | | |
| | | | | | | | | | | | |
| | | | | | | | | | | | |
| | | | | | | | | | | | |
| | | | | | | | | | | | |
| | | | | | | | | | | | |
| | | | | | | | | | | | |
| | | | | | | | | | | | |
| | | | | | | | | | | | |
| | | | | | | | | | | | |
| | | | | | | | | | | | |
| | | | | | | | | | | | |
| | | | | | | | | | | | |
| | | | | | | | | | | | |
| | | | | | | | | | | | |
| | | | | | | | | | | | |
| | | | | | | | | | | | |
| | | | | | | | | | | | |
| | | | | | | | | | | | |
| | | | | | | | | | | | |
| | | | | | | | | | | | |
| | | | | | | | | | | | |
| | | | | | | | | | | | |
| | | | | | | | | | | | |
| | | | | | | | | | | | |
| | | | | | | | | | | | |
| | | | | | | | | | | | |
| | | | | | | | | | | | |
| | | | | | | | | | | | |
| | | | | | | | | | | | |
| | | | | | | | | | | | |
| | | | | | | | | | | | |
| | | | | | | | | | | | |
| | | | | | | | | | | | |
| | | | | | | | | | | | |
| | | | | | | | | | | | |
| | | | | | | | | | | | |
| | | | | | | | | | | | |
| | | | | | | | | | | | |
| | | | | | | | | | | | |
| | | | | | | | | | | | |
| | | | | | | | | | | | |
| | | | | | | | | | | | |
| | | | | | | | | | | | |
| | | | | | | | | | | | |
| | | | | | | | | | | | |
| | | | | | | | | | | | |
| | | | | | | | | | | | |
| | | | | | | | | | | | |
| | | | | | | | | | | | |
| | | | | | | | | | | | |
| | | | | | | | | | | | |
| | | | | | | | | | | | |
| | | | | | | | | | | | |
| | | | | | | | | | | | |
| | | | | | | | | | | | |
| | | | | | | | | | | | |
| | | | | | | | | | | | |
| | | | | | | | | | | | |
| | | | | | | | | | | | |
| | | | | | | | | | | | |
| | | | | | | | | | | | |
| | | | | | | | | | | | |

Non-Div. I Games:

Colorado Col.

Princeton

F
u
r
m
a
n

Furman

| Average RPI Win: | | 152 | WON-LOST RECORD | | WINNING PCT. RANK | | LAST 10 GAMES | | STRENGTH OF SCHEDULE | | OPP. STRENGTH OF SCHEDULE | | TEAM RPI | | ADJ RPI | | CONF. RPI | | ADJ CONF. RPI | | | | |
|------------------|---|------------|-----------------|-----------|-------------------|----------------|---------------|----------------------|----------------------|-------------|---------------------------|---------------|----------|-----------------|------------|-------------------|-----------|--|---------------|--|--|---|---|
| DIV. I ONLY | | | 5-4-4 | | .53846 138 | | 5-2-3 | | 80 | | 117 | | 98 | | .53766 97 | | 9 | | 9 | | | | |
| DIV. I NON-CONF. | | | 3-4-1 | | .4375 207 | | 3-2-0 | | 94 | | 100 | | 146 | | .51165 145 | | 10 | | 10 | | | | |
| TOTALS | | RPI 1-25 | | RPI 26-50 | | W-L RECORDS | | RPI 51-100 | | RPI 101-150 | | RPI 150+ | | | | | | | | | | | |
| 5-4-4 | | 0-1-0 | | 0-1-0 | | OVERALL | | 2-1-1 | | 0-0-1 | | 3-1-2 | | | | | | | | | | | |
| 3-0-3 | | 0-0-0 | | 0-0-0 | | HOME | | 2-0-0 | | 0-0-1 | | 1-0-2 | | | | | | | | | | | |
| 2-3-1 | | 0-1-0 | | 0-1-0 | | AWAY | | 0-0-1 | | 0-0-0 | | 2-1-0 | | | | | | | | | | | |
| 0-1-0 | | 0-0-0 | | 0-0-0 | | NEUTRAL | | 0-1-0 | | 0-0-0 | | 0-0-0 | | | | | | | | | | | |
| 3-4-1 | | 0-1-0 | | 0-1-0 | | NON-CONFERENCE | | 2-1-0 | | 0-0-0 | | 1-1-1 | | | | | | | | | | | |
| 2-0-1 | | 0-0-0 | | 0-0-0 | | HOME | | 2-0-0 | | 0-0-0 | | 0-0-1 | | | | | | | | | | | |
| 1-3-0 | | 0-1-0 | | 0-0- | | AWAY | | 0-0-0 | | 0-0-0 | | 1-1-0 | | | | | | | | | | | |
| 0-1-0 | | 0-0-0 | | 0-0-0 | | NEUTRAL | | 0-1-0 | | 0-0-0 | | 0-0-0 | | | | | | | | | | | |
| 2-0-3 | | 0-0-0 | | 0-0-0 | | CONFERENCE | | 0-0-1 | | 0-0-1 | | 2-0-1 | | | | | | | | | | | |
| 1-0-2 | | 0-0-0 | | 0-0-0 | | HOME | | 0-0-0 | | 0-0-1 | | 1-0-1 | | | | | | | | | | | |
| 1-0-1 | | 0-0-0 | | 0-0-0 | | AWAY | | 0-0-1 | | 0-0-0 | | 1-0-0 | | | | | | | | | | | |
| 0-0-0 | | 0-0-0 | | 0-0-0 | | NEUTRAL | | 0-0-0 | | 0-0-0 | | 0-0-0 | | | | | | | | | | | |
| RPI | S | Opponent | | Score | | RPI | S | Opponent | | Score | | RPI | S | Opponent | | Score | | | | | | | |
| 13 | A | Washington | | 1 | 3 | 39 | A | Boston U. | | 0 | 1 | 62 | H | Northeastern | | 1 | 0 | | | | | | |
| | | | | | | | | | | | | 89 | H | St. John's (NY) | | 2 | 0 | | | | | | |
| | | | | | | | | | | | | 95 | A | Princeton | | 2 | 2 | | | | | | |
| | | | | | | | | | | | | 100 | N | Portland | | 0 | 1 | | | | | | |
| | | | | | | | | | | | | 130 | H | Yale | | 0 | 0 | | | | | | |
| | | | | | | | | | | | | 158 | A | Columbia | | 1 | 0 | | | | | | |
| | | | | | | | | | | | | 166 | H | Penn | | 2 | 0 | | | | | | |
| | | | | | | | | | | | | 188 | H | Brown | | 1 | 1 | | | | | | |
| | | | | | | | | | | | | 233 | H | Albany (NY) | | 0 | 0 | | | | | | |
| | | | | | | | | | | | | 240 | A | Sacred Heart | | 0 | 1 | | | | | | |
| | | | | | | | | | | | | 285 | A | Vermont | | 4 | 0 | | | | | | |
| LAST 10 GAMES | | | | | | LAST 10 GAMES | | | | | | LAST 10 GAMES | | | | | | | | | | | |
| 158 A Columbia | | | | | | 1 | 0 | 240 A Sacred Heart | | | | | | 0 | 1 | 188 H Brown | | | | | | 1 | 1 |
| 166 H Penn | | | | | | 2 | 0 | 285 A Vermont | | | | | | 4 | 0 | 62 H Northeastern | | | | | | 1 | 0 |
| 39 A Boston U. | | | | | | 0 | 1 | 89 H St. John's (NY) | | | | | | 2 | 0 | | | | | | | | |
| 130 H Yale | | | | | | 0 | 0 | | | | | | | | | | | | | | | | |
| 95 A Princeton | | | | | | 2 | 2 | | | | | | | | | | | | | | | | |

Non-Div. I Games:

Dartmouth

| Average RPI Win: 195 | | WON-LOST | WINNING | LAST 10 | STRENGTH OF | | OPP. STRENGTH | TEAM | ADJ | | CONF. | ADJ CONF. |
|----------------------|--------------|----------|-----------|---------------|----------------|-------|---------------|-------|-------------|-----------------|----------|-----------|
| Average RPI Loss: 80 | | RECORD | PCT. RANK | GAMES | SCHEDULE | | OF SCHEDULE | RPI | RPI | | RPI | RPI |
| DIV. I ONLY | | 11-7-1 | .60526 | 102 | 4-5-1 | | 132 | 106 | 95 | | .53711 | 98 |
| DIV. I NON-CONF. | | 8-2-0 | .8 | 34 | 1-0-0 | | 209 | 197 | 76 | | .55605 | 79 |
| TOTALS | | RPI 1-25 | RPI 26-50 | | W-L RECORDS | | RPI 51-100 | | RPI 101-150 | | RPI 150+ | |
| 11-7-1 | | 0-3-0 | 0-1-1 | | OVERALL | | 1-1-0 | | 2-0-0 | | 8-2-0 | |
| 2-3-1 | | 0-2-0 | 0-1-1 | | HOME | | 1-0-0 | | 0-0-0 | | 1-0-0 | |
| 8-4-0 | | 0-1-0 | 0-0-0 | | AWAY | | 0-1-0 | | 2-0-0 | | 6-2-0 | |
| 1-0-0 | | 0-0-0 | 0-0-0 | | NEUTRAL | | 0-0-0 | | 0-0-0 | | 1-0-0 | |
| 8-2-0 | | 0-1-0 | 0-0-0 | | NON-CONFERENCE | | 0-0-0 | | 1-0-0 | | 7-1-0 | |
| 1-0-0 | | 0-0-0 | 0-0-0 | | HOME | | 0-0-0 | | 0-0-0 | | 1-0-0 | |
| 6-2-0 | | 0-1-0 | 0-0- | | AWAY | | 0-0-0 | | 1-0-0 | | 5-1-0 | |
| 1-0-0 | | 0-0-0 | 0-0-0 | | NEUTRAL | | 0-0-0 | | 0-0-0 | | 1-0-0 | |
| 3-5-1 | | 0-2-0 | 0-1-1 | | CONFERENCE | | 1-1-0 | | 1-0-0 | | 1-1-0 | |
| 1-3-1 | | 0-2-0 | 0-1-1 | | HOME | | 1-0-0 | | 0-0-0 | | 0-0-0 | |
| 2-2-0 | | 0-0-0 | 0-0-0 | | AWAY | | 0-1-0 | | 1-0-0 | | 1-1-0 | |
| 0-0-0 | | 0-0-0 | 0-0-0 | | NEUTRAL | | 0-0-0 | | 0-0-0 | | 0-0-0 | |
| RPI S | Opponent | Score | RPI S | Opponent | Score | RPI S | Opponent | Score | RPI S | Opponent | Score | |
| 16 H | UCF | 0 2 | 28 H | South Fla. | 0 2 | 78 H | Tulsa | 3 2 | 103 A | Drexel | 3 2 | |
| 21 A | La Salle | 2 3 | 43 H | Memphis | 1 1 | 87 A | East Carolina | 0 2 | 108 A | Cincinnati | 2 1 | |
| 25 H | UConn | 0 3 | | | | | | | 165 A | Rider | 3 0 | |
| | | | | | | | | | 173 A | Saint Joseph's | 1 0 | |
| | | | | | | | | | 179 A | Delaware | 0 2 | |
| | | | | | | | | | 185 A | Cornell | 2 1 | |
| | | | | | | | | | 202 A | SMU | 0 1 | |
| | | | | | | | | | 222 A | Houston | 1 0 | |
| | | | | | | | | | 231 N | St. Bonaventure | 1 0 | |
| | | | | | | | | | 236 A | Binghamton | 2 0 | |
| | | | | | | | | | 321 H | Mt. St. Mary's | 3 0 | |
| | | | | | | | | | 325 A | Delaware St. | 1 0 | |
| LAST 10 GAMES | | | | | | | | | | | | |
| 25 H | UConn | 0 3 | 202 A | SMU | 0 1 | | | | | | | |
| 325 A | Delaware St. | 1 0 | 43 H | Memphis | 1 1 | | | | | | | |
| 28 H | South Fla. | 0 2 | 78 H | Tulsa | 3 2 | | | | | | | |
| 16 H | UCF | 0 2 | 87 A | East Carolina | 0 2 | | | | | | | |
| 222 A | Houston | 1 0 | 108 A | Cincinnati | 2 1 | | | | | | | |

Non-Div. I Games:

Temple

| Average RPI Win: 228 | | WON-LOST RECORD | WINNING PCT. RANK | LAST 10 GAMES | STRENGTH OF SCHEDULE | OPP. STRENGTH OF SCHEDULE | TEAM RPI | ADJ RPI | CONF. RPI | ADJ CONF. RPI | | | |
|----------------------|---|--------------------|----------------------|------------------|-------------------------|------------------------------|-------------|------------|--------------|------------------|-------|-----------------|-----|
| Average RPI Loss: 80 | | | | | | | | | | | | | |
| DIV. I ONLY | | 9-2-5 | .71875 | 40 | 6-1-3 | 198 | 266 | 99 | .53565 | 99 | 26 | 26 | |
| DIV. I NON-CONF. | | 4-1-2 | .71429 | 56 | 1-0-0 | 183 | 199 | 90 | .5457 | 90 | 26 | 26 | |
| <hr/> | | | | | | | | | | | | | |
| TOTALS | | RPI 1-25 | | RPI 26-50 | | W-L RECORDS | | RPI 51-100 | | RPI 101-150 | | RPI 150+ | |
| 9-2-5 | | 0-0-0 | | 0-1-0 | | OVERALL | | 1-0-0 | | 1-1-0 | | 7-0-5 | |
| 7-1-1 | | 0-0-0 | | 0-1-0 | | HOME | | 1-0-0 | | 1-0-0 | | 5-0-1 | |
| 2-1-4 | | 0-0-0 | | 0-0-0 | | AWAY | | 0-0-0 | | 0-1-0 | | 2-0-4 | |
| 0-0-0 | | 0-0-0 | | 0-0-0 | | NEUTRAL | | 0-0-0 | | 0-0-0 | | 0-0-0 | |
| 4-1-2 | | 0-0-0 | | 0-1-0 | | NON-CONFERENCE | | 0-0-0 | | 1-0-0 | | 3-0-2 | |
| 3-1-1 | | 0-0-0 | | 0-1-0 | | HOME | | 0-0-0 | | 1-0-0 | | 2-0-1 | |
| 1-0-1 | | 0-0-0 | | 0-0- | | AWAY | | 0-0-0 | | 0-0-0 | | 1-0-1 | |
| 0-0-0 | | 0-0-0 | | 0-0-0 | | NEUTRAL | | 0-0-0 | | 0-0-0 | | 0-0-0 | |
| 5-1-3 | | 0-0-0 | | 0-0-0 | | CONFERENCE | | 1-0-0 | | 0-1-0 | | 4-0-3 | |
| 4-0-0 | | 0-0-0 | | 0-0-0 | | HOME | | 1-0-0 | | 0-0-0 | | 3-0-0 | |
| 1-1-3 | | 0-0-0 | | 0-0-0 | | AWAY | | 0-0-0 | | 0-1-0 | | 1-0-3 | |
| 0-0-0 | | 0-0-0 | | 0-0-0 | | NEUTRAL | | 0-0-0 | | 0-0-0 | | 0-0-0 | |
| RPI | S | Opponent | Score | RPI | S | Opponent | Score | RPI | S | Opponent | Score | | |
| | | | | 47 | H | Buffalo | 0 2 | 83 | H | Fairfield | 1 0 | | |
| | | | | | | | | | | 103 | H | Drexel | 1 0 |
| | | | | | | | | | | 113 | A | Monmouth | 1 3 |
| | | | | | | | | | | 165 | H | Rider | 2 1 |
| | | | | | | | | | | 212 | A | Manhattan | 1 1 |
| | | | | | | | | | | 217 | A | Duquesne | 0 0 |
| | | | | | | | | | | 226 | A | Siena | 0 0 |
| | | | | | | | | | | 231 | A | St. Bonaventure | 3 1 |
| | | | | | | | | | | 236 | H | Binghamton | 2 1 |
| | | | | | | | | | | 242 | H | Cleveland St. | 0 0 |
| | | | | | | | | | | 281 | A | Iona | 2 2 |
| | | | | | | | | | | 291 | H | Robert Morris | 1 0 |
| | | | | | | | | | | 306 | A | Canisius | 1 0 |
| | | | | | | | | | | 311 | H | Quinnipiac | 4 1 |
| | | | | | | | | | | 326 | H | Saint Peter's | 1 0 |
| | | | | LAST 10 GAMES | | | | | | | | | |
| | | | | 83 | H | Fairfield | 1 0 | 113 | A | Monmouth | 1 3 | | |
| | | | | 281 | A | Iona | 2 2 | 306 | A | Canisius | 1 0 | | |
| | | | | 165 | H | Rider | 2 1 | 311 | H | Quinnipiac | 4 1 | | |
| | | | | 326 | H | Saint Peter's | 1 0 | 212 | A | Manhattan | 1 1 | | |
| | | | | 226 | A | Siena | 0 0 | 291 | H | Robert Morris | 1 0 | | |

Non-Div. I Games:

Niagara

| Average RPI Win: | | 190 | WON-LOST RECORD | | WINNING PCT. RANK | | LAST 10 GAMES | | STRENGTH OF SCHEDULE | | OPP. STRENGTH OF SCHEDULE | | TEAM RPI | | ADJ RPI | | CONF. RPI | | ADJ CONF. RPI | | | | |
|------------------|---|-------------|-----------------|-----------|-------------------|-----|---------------|------------------|----------------------|-------|---------------------------|------------|----------|---------------|-----------|-------------|-----------|-----|---------------|--------------------|--|-------|---|
| DIV. I ONLY | | | 6-8-2 | | .4375 216 | | 3-5-2 | | 48 | | 50 | | 100 | | .5356 100 | | 7 7 | | | | | | |
| DIV. I NON-CONF. | | | 3-5-2 | | .4 220 | | 0-2-2 | | 42 | | 9 | | 101 | | .5382 101 | | 7 7 | | | | | | |
| TOTALS | | RPI 1-25 | | RPI 26-50 | | | | W-L RECORDS | | | | RPI 51-100 | | | | RPI 101-150 | | | | RPI 150+ | | | |
| 6-8-2 | | 0-5-0 | | 0-2-0 | | | | OVERALL | | | | 1-1-0 | | | | 0-0-1 | | | | 5-0-1 | | | |
| 4-4-0 | | 0-3-0 | | 0-1-0 | | | | HOME | | | | 0-0-0 | | | | 0-0-0 | | | | 4-0-0 | | | |
| 1-3-2 | | 0-1-0 | | 0-1-0 | | | | AWAY | | | | 0-1-0 | | | | 0-0-1 | | | | 1-0-1 | | | |
| 1-1-0 | | 0-1-0 | | 0-0-0 | | | | NEUTRAL | | | | 1-0-0 | | | | 0-0-0 | | | | 0-0-0 | | | |
| 3-5-2 | | 0-4-0 | | 0-1-0 | | | | NON-CONFERENCE | | | | 1-0-0 | | | | 0-0-1 | | | | 2-0-1 | | | |
| 1-3-0 | | 0-2-0 | | 0-1-0 | | | | HOME | | | | 0-0-0 | | | | 0-0-0 | | | | 1-0-0 | | | |
| 1-1-2 | | 0-1-0 | | 0-0- | | | | AWAY | | | | 0-0-0 | | | | 0-0-1 | | | | 1-0-1 | | | |
| 1-1-0 | | 0-1-0 | | 0-0-0 | | | | NEUTRAL | | | | 1-0-0 | | | | 0-0-0 | | | | 0-0-0 | | | |
| 3-3-0 | | 0-1-0 | | 0-1-0 | | | | CONFERENCE | | | | 0-1-0 | | | | 0-0-0 | | | | 3-0-0 | | | |
| 3-1-0 | | 0-1-0 | | 0-0-0 | | | | HOME | | | | 0-0-0 | | | | 0-0-0 | | | | 3-0-0 | | | |
| 0-2-0 | | 0-0-0 | | 0-1-0 | | | | AWAY | | | | 0-1-0 | | | | 0-0-0 | | | | 0-0-0 | | | |
| 0-0-0 | | 0-0-0 | | 0-0-0 | | | | NEUTRAL | | | | 0-0-0 | | | | 0-0-0 | | | | 0-0-0 | | | |
| RPI | S | Opponent | | Score | | RPI | S | Opponent | | Score | | RPI | S | Opponent | | Score | | RPI | S | Opponent | | Score | |
| 1 | H | Stanford | | 0 | 1 | 31 | A | BYU | | 0 | 3 | 54 | A | San Diego | | 0 | 3 | 124 | A | Seattle | | 1 | 1 |
| 7 | A | Florida St. | | 0 | 1 | 45 | H | San Diego St. | | 1 | 2 | 97 | N | Dartmouth | | 1 | 0 | 155 | H | Loyola Marymount | | 1 | 0 |
| 12 | N | Wisconsin | | 0 | 3 | | | | | | | | | | | | | 161 | H | Miami (FL) | | 2 | 1 |
| 13 | H | Washington | | 2 | 3 | | | | | | | | | | | | | 191 | H | St. Mary's (CA) | | 2 | 1 |
| 18 | H | Pepperdine | | 0 | 1 | | | | | | | | | | | | | 215 | A | Oregon St. | | 0 | 0 |
| | | | | | | | | | | | | | | | | | | 239 | A | North Carolina St. | | 2 | 1 |
| | | | | | | | | | | | | | | | | | | 297 | H | Pacific | | 3 | 0 |
| LAST 10 GAMES | | | | | | | | | | | | | | | | | | | | | | | |
| | | | | | | 155 | H | Loyola Marymount | | 1 | 0 | 297 | H | Pacific | | 3 | 0 | | | | | | |
| | | | | | | 18 | H | Pepperdine | | 0 | 1 | 13 | H | Washington | | 2 | 3 | | | | | | |
| | | | | | | 54 | A | San Diego | | 0 | 3 | 124 | A | Seattle | | 1 | 1 | | | | | | |
| | | | | | | 31 | A | BYU | | 0 | 3 | 215 | A | Oregon St. | | 0 | 0 | | | | | | |
| | | | | | | 191 | H | St. Mary's (CA) | | 2 | 1 | 45 | H | San Diego St. | | 1 | 2 | | | | | | |

Non-Div. I Games:

Portland

| Average RPI Win: 181 | | WON-LOST | WINNING | LAST 10 | STRENGTH OF | | OPP. STRENGTH | TEAM | ADJ | CONF. | ADJ CONF. |
|----------------------|----------------|----------|-----------|--------------------|----------------|-------|----------------|-------|-------------|--------------------|-----------|
| Average RPI Loss: 52 | | RECORD | PCT. RANK | GAMES | SCHEDULE | | OF SCHEDULE | RPI | RPI | RPI | RPI |
| DIV. I ONLY | | 7-8-2 | .47059 | 185 | 4-4-2 | | 57 | 72 | 101 | .53471 | 101 |
| DIV. I NON-CONF. | | 4-4-0 | .5 | 153 | 1-0-0 | | 31 | 173 | 84 | .55074 | 84 |
| TOTALS | | RPI 1-25 | RPI 26-50 | | W-L RECORDS | | RPI 51-100 | | RPI 101-150 | | RPI 150+ |
| 7-8-2 | | 0-4-0 | 0-0-0 | | OVERALL | | 1-3-1 | | 1-0-0 | | 5-1-1 |
| 5-4-0 | | 0-2-0 | 0-0-0 | | HOME | | 1-2-0 | | 1-0-0 | | 3-0-0 |
| 2-4-2 | | 0-2-0 | 0-0-0 | | AWAY | | 0-1-1 | | 0-0-0 | | 2-1-1 |
| 0-0-0 | | 0-0-0 | 0-0-0 | | NEUTRAL | | 0-0-0 | | 0-0-0 | | 0-0-0 |
| 4-4-0 | | 0-1-0 | 0-0-0 | | NON-CONFERENCE | | 1-2-0 | | 0-0-0 | | 3-1-0 |
| 3-2-0 | | 0-1-0 | 0-0-0 | | HOME | | 1-1-0 | | 0-0-0 | | 2-0-0 |
| 1-2-0 | | 0-0-0 | 0-0- | | AWAY | | 0-1-0 | | 0-0-0 | | 1-1-0 |
| 0-0-0 | | 0-0-0 | 0-0-0 | | NEUTRAL | | 0-0-0 | | 0-0-0 | | 0-0-0 |
| 3-4-2 | | 0-3-0 | 0-0-0 | | CONFERENCE | | 0-1-1 | | 1-0-0 | | 2-0-1 |
| 2-2-0 | | 0-1-0 | 0-0-0 | | HOME | | 0-1-0 | | 1-0-0 | | 1-0-0 |
| 1-2-2 | | 0-2-0 | 0-0-0 | | AWAY | | 0-0-1 | | 0-0-0 | | 1-0-1 |
| 0-0-0 | | 0-0-0 | 0-0-0 | | NEUTRAL | | 0-0-0 | | 0-0-0 | | 0-0-0 |
| RPI S | Opponent | Score | RPI S | Opponent | Score | RPI S | Opponent | Score | RPI S | Opponent | Score |
| 7 A | Florida St. | 0 6 | | | | 52 H | Ole Miss | 1 0 | 121 H | Syracuse | 1 0 |
| 8 H | Virginia | 1 2 | | | | 53 H | Boston College | 0 1 | 161 A | Miami (FL) | 1 1 |
| 15 A | Notre Dame | 0 1 | | | | 57 A | Duke | 0 0 | 162 H | Kent St. | 3 2 |
| 22 H | Kentucky | 0 2 | | | | 59 H | Miami (OH) | 1 2 | 178 A | Pittsburgh | 1 0 |
| | | | | | | 69 A | Illinois | 0 2 | 182 A | Morehead St. | 0 2 |
| | | | | | | | | | 239 H | North Carolina St. | 1 0 |
| | | | | | | | | | 251 A | Wright St. | 2 1 |
| | | | | | | | | | 266 H | Northern Ky. | 1 0 |
| LAST 10 GAMES | | | | | | | | | | | |
| 15 A | Notre Dame | 0 1 | 239 H | North Carolina St. | 1 0 | | | | | | |
| 178 A | Pittsburgh | 1 0 | 57 A | Duke | 0 0 | | | | | | |
| 8 H | Virginia | 1 2 | 161 A | Miami (FL) | 1 1 | | | | | | |
| 266 H | Northern Ky. | 1 0 | 7 A | Florida St. | 0 6 | | | | | | |
| 53 H | Boston College | 0 1 | 121 H | Syracuse | 1 0 | | | | | | |

Non-Div. I Games:

Louisville

| | | | | | | | | | | | | |
|-------------------|----------|-----------|-------------------------|----------------|-------------|---------------|----------|-------------|--------------------|-------------------|-------|-----|
| Average RPI Win: | 205 | WON-LOST | WINNING | LAST 10 | STRENGTH OF | OPP. STRENGTH | TEAM | ADJ | CONF. | ADJ CONF. | | |
| Average RPI Loss: | 146 | RECORD | PCT. RANK | GAMES | SCHEDULE | OF SCHEDULE | RPI | RPI | RPI | RPI | | |
| DIV. I ONLY | 12-5-2 | .68421 | 59 | 7-3-0 | 205 | 187 | 105 | .53427 | 102 | 28 | 28 | |
| DIV. I NON-CONF. | 5-3-2 | .6 | 115 | 0-1-0 | 76 | 119 | 78 | .55791 | 76 | 25 | 25 | |
| <hr/> | | | | | | | | | | | | |
| TOTALS | RPI 1-25 | RPI 26-50 | | W-L RECORDS | | RPI 51-100 | | RPI 101-150 | | RPI 150+ | | |
| 12-5-2 | 0-0-0 | 0-1-0 | | OVERALL | | 2-0-0 | | 3-2-0 | | 7-2-2 | | |
| 8-1-2 | 0-0-0 | 0-0-0 | | HOME | | 2-0-0 | | 3-0-0 | | 3-1-2 | | |
| 4-3-0 | 0-0-0 | 0-1-0 | | AWAY | | 0-0-0 | | 0-2-0 | | 4-0-0 | | |
| 0-1-0 | 0-0-0 | 0-0-0 | | NEUTRAL | | 0-0-0 | | 0-0-0 | | 0-1-0 | | |
| <hr/> | | | | | | | | | | | | |
| 5-3-2 | 0-0-0 | 0-1-0 | | NON-CONFERENCE | | 2-0-0 | | 2-1-0 | | 1-1-2 | | |
| 5-0-2 | 0-0-0 | 0-0-0 | | HOME | | 2-0-0 | | 2-0-0 | | 1-0-2 | | |
| 0-2-0 | 0-0-0 | 0-0- | | AWAY | | 0-0-0 | | 0-1-0 | | 0-0-0 | | |
| 0-1-0 | 0-0-0 | 0-0-0 | | NEUTRAL | | 0-0-0 | | 0-0-0 | | 0-1-0 | | |
| <hr/> | | | | | | | | | | | | |
| 7-2-0 | 0-0-0 | 0-0-0 | | CONFERENCE | | 0-0-0 | | 1-1-0 | | 6-1-0 | | |
| 3-1-0 | 0-0-0 | 0-0-0 | | HOME | | 0-0-0 | | 1-0-0 | | 2-1-0 | | |
| 4-1-0 | 0-0-0 | 0-0-0 | | AWAY | | 0-0-0 | | 0-1-0 | | 4-0-0 | | |
| 0-0-0 | 0-0-0 | 0-0-0 | | NEUTRAL | | 0-0-0 | | 0-0-0 | | 0-0-0 | | |
| <hr/> | | | | | | | | | | | | |
| RPI S | Opponent | Score | RPI S | Opponent | Score | RPI S | Opponent | Score | RPI S | Opponent | Score | |
| | | | 44 A | Utah | 0 4 | 76 H | Baylor | 2 1 | 123 H | Wyoming | 3 0 | |
| | | | | | | 81 H | UTEP | 2 0 | 124 A | Seattle | 1 2 | |
| | | | | | | | | | 125 A | Portland St. | 0 1 | |
| | | | | | | | | | 137 H | UNLV | 1 0 | |
| | | | | | | | | | 139 H | UMKC | 2 0 | |
| | | | | | | | | | 151 H | UC Riverside | 1 1 | |
| | | | | | | | | | 172 H | Boise St. | 1 1 | |
| | | | | | | | | | 210 H | Southern Utah | 2 0 | |
| | | | | | | | | | 211 A | Grand Canyon | 2 0 | |
| | | | | | | | | | 211 H | Grand Canyon | 0 2 | |
| | | | | | | | | | 228 N | Drake | 0 1 | |
| | | | | | | | | | 277 A | Bakersfield | 2 1 | |
| | | | | | | | | | 277 H | Bakersfield | 2 1 | |
| | | | | | | | | | 295 A | Tex.-Pan American | 5 0 | |
| | | | | | | | | | 309 A | New Mexico St. | 1 0 | |
| | | | | | | | | | 329 H | Chicago St. | 3 0 | |
| <hr/> | | | | | | | | | | | | |
| | | | LAST 10 GAMES | | | | | | | | | |
| | | | 139 H UMKC | | | 2 0 | | | 277 H Bakersfield | | | 2 1 |
| | | | 329 H Chicago St. | | | 3 0 | | | 211 A Grand Canyon | | | 2 0 |
| | | | 309 A New Mexico St. | | | 1 0 | | | 277 A Bakersfield | | | 2 1 |
| | | | 295 A Tex.-Pan American | | | 5 0 | | | 124 A Seattle | | | 1 2 |
| | | | 211 H Grand Canyon | | | 0 2 | | | 44 A Utah | | | 0 4 |

Non-Div. I Games:

Utah Valley

| Average RPI Win: 174 | | WON-LOST | WINNING | LAST 10 | STRENGTH OF | | OPP. STRENGTH | TEAM | ADJ | | CONF. | ADJ CONF. |
|----------------------|----------|----------|-----------|----------------|----------------|-------|--------------------|-------|-------------|--------------------|----------|-----------|
| Average RPI Loss: 67 | | RECORD | PCT. RANK | GAMES | SCHEDULE | | OF SCHEDULE | RPI | RPI | | RPI | RPI |
| DIV. I ONLY | | 7-8-3 | .47222 | 182 | 5-3-2 | | 50 | 118 | 102 | | 10 | 10 |
| DIV. I NON-CONF. | | 3-5-1 | .38889 | 231 | 1-0-0 | | 24 | 130 | 105 | | 8 | 8 |
| TOTALS | | RPI 1-25 | RPI 26-50 | | W-L RECORDS | | RPI 51-100 | | RPI 101-150 | | RPI 150+ | |
| 7-8-3 | | 0-0-0 | 0-3-0 | | OVERALL | | 2-5-0 | | 1-0-2 | | 4-0-1 | |
| 4-2-3 | | 0-0-0 | 0-0-0 | | HOME | | 1-2-0 | | 0-0-2 | | 3-0-1 | |
| 3-6-0 | | 0-0-0 | 0-3-0 | | AWAY | | 1-3-0 | | 1-0-0 | | 1-0-0 | |
| 0-0-0 | | 0-0-0 | 0-0-0 | | NEUTRAL | | 0-0-0 | | 0-0-0 | | 0-0-0 | |
| 3-5-1 | | 0-0-0 | 0-2-0 | | NON-CONFERENCE | | 1-3-0 | | 1-0-1 | | 1-0-0 | |
| 2-1-1 | | 0-0-0 | 0-0-0 | | HOME | | 1-1-0 | | 0-0-1 | | 1-0-0 | |
| 1-4-0 | | 0-0-0 | 0-0- | | AWAY | | 0-2-0 | | 1-0-0 | | 0-0-0 | |
| 0-0-0 | | 0-0-0 | 0-0-0 | | NEUTRAL | | 0-0-0 | | 0-0-0 | | 0-0-0 | |
| 4-3-2 | | 0-0-0 | 0-1-0 | | CONFERENCE | | 1-2-0 | | 0-0-1 | | 3-0-1 | |
| 2-1-2 | | 0-0-0 | 0-0-0 | | HOME | | 0-1-0 | | 0-0-1 | | 2-0-1 | |
| 2-2-0 | | 0-0-0 | 0-1-0 | | AWAY | | 1-1-0 | | 0-0-0 | | 1-0-0 | |
| 0-0-0 | | 0-0-0 | 0-0-0 | | NEUTRAL | | 0-0-0 | | 0-0-0 | | 0-0-0 | |
| RPI S | Opponent | Score | RPI S | Opponent | Score | RPI S | Opponent | Score | RPI S | Opponent | Score | |
| | | | 26 A | Clemson | 0 3 | 62 A | Northeastern | 0 1 | 121 H | Syracuse | 2 2 | |
| | | | 47 A | Buffalo | 0 1 | 74 A | VCU | 0 1 | 144 A | Villanova | 2 1 | |
| | | | 48 A | Hofstra | 1 2 | 79 H | James Madison | 1 2 | 147 H | Towson | 2 2 | |
| | | | | | | 90 H | George Washington | 2 0 | 179 H | Delaware | 0 0 | |
| | | | | | | 91 A | William & Mary | 3 2 | 184 H | UNCW | 1 0 | |
| | | | | | | 98 H | Temple | 2 3 | 219 A | Elon | 1 0 | |
| | | | | | | 99 A | Niagara | 0 1 | 234 H | Wagner | 1 0 | |
| | | | | | | | | | 254 H | Col. of Charleston | 1 0 | |
| LAST 10 GAMES | | | | | | | | | | | | |
| | | | 62 A | Northeastern | 0 1 | 219 A | Elon | 1 0 | | | | |
| | | | 48 A | Hofstra | 1 2 | 179 H | Delaware | 0 0 | | | | |
| | | | 147 H | Towson | 2 2 | 184 H | UNCW | 1 0 | | | | |
| | | | 79 H | James Madison | 1 2 | 254 H | Col. of Charleston | 1 0 | | | | |
| | | | 91 A | William & Mary | 3 2 | 234 H | Wagner | 1 0 | | | | |

Non-Div. I Games:

Drexel

[illegible]

Non-Div. I Games:

Ohio St.

| Average RPI Win: | | 205 | WON-LOST RECORD | | WINNING PCT. RANK | | LAST 10 GAMES | | STRENGTH OF SCHEDULE | | OPP. STRENGTH OF SCHEDULE | | TEAM RPI | | ADJ RPI | | CONF. RPI | | ADJ CONF. RPI | |
|------------------|---|----------------|-----------------|-----------|-------------------|----------------|---------------|--------------|----------------------|-------------|---------------------------|----------|----------|------------------|---------|-------|-----------|----|---------------|--|
| DIV. I ONLY | | | 8-8-1 | .5 | 157 | 6-4-0 | | 83 | | 79 | | 106 | | .53183 | 105 | 13 | | 13 | | |
| DIV. I NON-CONF. | | | 4-6-1 | .40909 | 217 | 2-2-0 | | 61 | | 34 | | 130 | | .52104 | 130 | 14 | | 14 | | |
| TOTALS | | RPI 1-25 | | RPI 26-50 | | W-L RECORDS | | RPI 51-100 | | RPI 101-150 | | RPI 150+ | | | | | | | | |
| 8-8-1 | | 0-3-0 | | 0-1-0 | | OVERALL | | 0-1-1 | | 1-1-0 | | 7-2-0 | | | | | | | | |
| 6-1-0 | | 0-1-0 | | 0-0-0 | | HOME | | 0-0-0 | | 0-0-0 | | 6-0-0 | | | | | | | | |
| 2-6-1 | | 0-2-0 | | 0-1-0 | | AWAY | | 0-1-1 | | 1-1-0 | | 1-1-0 | | | | | | | | |
| 0-1-0 | | 0-0-0 | | 0-0-0 | | NEUTRAL | | 0-0-0 | | 0-0-0 | | 0-1-0 | | | | | | | | |
| 4-6-1 | | 0-2-0 | | 0-1-0 | | NON-CONFERENCE | | 0-1-1 | | 0-1-0 | | 4-1-0 | | | | | | | | |
| 4-0-0 | | 0-0-0 | | 0-0-0 | | HOME | | 0-0-0 | | 0-0-0 | | 4-0-0 | | | | | | | | |
| 0-5-1 | | 0-2-0 | | 0-0- | | AWAY | | 0-1-1 | | 0-1-0 | | 0-0-0 | | | | | | | | |
| 0-1-0 | | 0-0-0 | | 0-0-0 | | NEUTRAL | | 0-0-0 | | 0-0-0 | | 0-1-0 | | | | | | | | |
| 4-2-0 | | 0-1-0 | | 0-0-0 | | CONFERENCE | | 0-0-0 | | 1-0-0 | | 3-1-0 | | | | | | | | |
| 2-1-0 | | 0-1-0 | | 0-0-0 | | HOME | | 0-0-0 | | 0-0-0 | | 2-0-0 | | | | | | | | |
| 2-1-0 | | 0-0-0 | | 0-0-0 | | AWAY | | 0-0-0 | | 1-0-0 | | 1-1-0 | | | | | | | | |
| 0-0-0 | | 0-0-0 | | 0-0-0 | | NEUTRAL | | 0-0-0 | | 0-0-0 | | 0-0-0 | | | | | | | | |
| RPI | S | Opponent | | Score | | RPI | S | Opponent | | Score | | RPI | S | Opponent | | Score | | | | |
| 1 | A | Stanford | | 0 | 8 | 32 | A | Oklahoma St. | | 0 | 2 | 56 | A | Santa Clara | | 0 | 1 | | | |
| 4 | A | Texas A&M | | 3 | 4 | | | | | | | 65 | A | Rice | | 2 | 2 | | | |
| 21 | H | La Salle | | 0 | 1 | | | | | | | | | | | | | | | |
| | | | | | | | | | | | | 104 | A | Ohio St. | | 2 | 4 | | | |
| | | | | | | | | | | | | 132 | A | Richmond | | 4 | 3 | | | |
| | | | | | | | | | | | | 159 | N | Indiana | | 1 | 2 | | | |
| | | | | | | | | | | | | 173 | A | Saint Joseph's | | 1 | 3 | | | |
| | | | | | | | | | | | | 189 | H | Toledo | | 2 | 0 | | | |
| | | | | | | | | | | | | 190 | H | UC Santa Barbara | | 2 | 0 | | | |
| | | | | | | | | | | | | 206 | H | Murray St. | | 5 | 1 | | | |
| | | | | | | | | | | | | 213 | H | Saint Louis | | 3 | 2 | | | |
| | | | | | | | | | | | | 220 | H | Fordham | | 2 | 0 | | | |
| | | | | | | | | | | | | 235 | A | George Mason | | 3 | 2 | | | |
| | | | | | | | | | | | | 253 | H | Ohio | | 4 | 0 | | | |
| LAST 10 GAMES | | | | | | | | | | | | | | | | | | | | |
| 132 | A | Richmond | | 4 | 3 | 213 | H | Saint Louis | | 3 | 2 | | | | | | | | | |
| 220 | H | Fordham | | 2 | 0 | 32 | A | Oklahoma St. | | 0 | 2 | | | | | | | | | |
| 21 | H | La Salle | | 0 | 1 | 189 | H | Toledo | | 2 | 0 | | | | | | | | | |
| 235 | A | George Mason | | 3 | 2 | 253 | H | Ohio | | 4 | 0 | | | | | | | | | |
| 173 | A | Saint Joseph's | | 1 | 3 | 1 | A | Stanford | | 0 | 8 | | | | | | | | | |

Non-Div. I Games:

Dayton

| Average RPI Win: | 231 | WON-LOST RECORD | WINNING PCT. RANK | LAST 10 GAMES | STRENGTH OF SCHEDULE | OPP. STRENGTH OF SCHEDULE | TEAM RPI | ADJ RPI | CONF. RPI | ADJ CONF. RPI | |
|------------------|----------|-----------------|-------------------|---------------|----------------------|---------------------------|----------|---------|-----------|-----------------|-------|
| DIV. I ONLY | 11-4-1 | .71875 | 40 | 8-1-1 | 236 | 215 | 103 | .53164 | 106 | 25 | 25 |
| DIV. I NON-CONF. | 4-3-0 | .57143 | 129 | 1-0-0 | 243 | 79 | 171 | .49939 | 171 | 30 | 30 |
| TOTALS | RPI 1-25 | RPI 26-50 | W-L RECORDS | | RPI 51-100 | RPI 101-150 | RPI 150+ | | | | |
| 11-4-1 | 0-0-0 | 0-0-0 | OVERALL | | 0-1-0 | 2-1-0 | 9-2-1 | | | | |
| 7-2-0 | 0-0-0 | 0-0-0 | HOME | | 0-1-0 | 1-1-0 | 6-0-0 | | | | |
| 4-2-1 | 0-0-0 | 0-0-0 | AWAY | | 0-0-0 | 1-0-0 | 3-2-1 | | | | |
| 0-0-0 | 0-0-0 | 0-0-0 | NEUTRAL | | 0-0-0 | 0-0-0 | 0-0-0 | | | | |
| 4-3-0 | 0-0-0 | 0-0-0 | NON-CONFERENCE | | 0-1-0 | 1-1-0 | 3-1-0 | | | | |
| 3-2-0 | 0-0-0 | 0-0-0 | HOME | | 0-1-0 | 1-1-0 | 2-0-0 | | | | |
| 1-1-0 | 0-0-0 | 0-0- | AWAY | | 0-0-0 | 0-0-0 | 1-1-0 | | | | |
| 0-0-0 | 0-0-0 | 0-0-0 | NEUTRAL | | 0-0-0 | 0-0-0 | 0-0-0 | | | | |
| 7-1-1 | 0-0-0 | 0-0-0 | CONFERENCE | | 0-0-0 | 1-0-0 | 6-1-1 | | | | |
| 4-0-0 | 0-0-0 | 0-0-0 | HOME | | 0-0-0 | 0-0-0 | 4-0-0 | | | | |
| 3-1-1 | 0-0-0 | 0-0-0 | AWAY | | 0-0-0 | 1-0-0 | 2-1-1 | | | | |
| 0-0-0 | 0-0-0 | 0-0-0 | NEUTRAL | | 0-0-0 | 0-0-0 | 0-0-0 | | | | |
| RPI | S | Opponent | Score | RPI | S | Opponent | Score | RPI | S | Opponent | Score |
| | | | | | | | | 115 | H | Charlotte | 1 0 |
| | | | | | | | | 120 | H | UNC Greensboro | 0 1 |
| | | | | | | | | 145 | A | High Point | 2 0 |
| | | | | | | | | 154 | A | Old Dominion | 1 0 |
| | | | | | | | | 163 | A | Appalachian St. | 3 4 |
| | | | | | | | | 198 | A | Coastal Caro. | 0 1 |
| | | | | | | | | 207 | A | Campbell | 0 0 |
| | | | | | | | | 235 | H | George Mason | 2 0 |
| | | | | | | | | 244 | H | Radford | 2 1 |
| | | | | | | | | 248 | H | Davidson | 1 0 |
| | | | | | | | | 249 | A | Gardner-Webb | 2 1 |
| | | | | | | | | 262 | H | Winthrop | 3 1 |
| | | | | | | | | 283 | H | UNC Asheville | 8 0 |
| | | | | | | | | 286 | H | Presbyterian | 2 0 |
| | | | | | | | | 320 | A | Charleston So. | 4 1 |
| LAST 10 GAMES | | | | | | | | | | | |
| | | | | | | | | 198 | A | Coastal Caro. | 0 1 |
| | | | | | | | | 262 | H | Winthrop | 3 1 |
| | | | | | | | | 249 | A | Gardner-Webb | 2 1 |
| | | | | | | | | 145 | A | High Point | 2 0 |
| | | | | | | | | 244 | H | Radford | 2 1 |
| | | | | | | | | 286 | H | Presbyterian | 2 0 |
| | | | | | | | | 235 | H | George Mason | 2 0 |

Non-Div. I Games:

Liberty

| Average RPI Win: 229 | | WON-LOST RECORD | | WINNING PCT. RANK | | LAST 10 GAMES | | STRENGTH OF SCHEDULE | | OPP. STRENGTH OF SCHEDULE | | TEAM RPI | | ADJ RPI | | CONF. RPI | | ADJ CONF. RPI | |
|----------------------|---|-----------------|--|-------------------|---|----------------|---|----------------------|--|---------------------------|---|----------|---|-----------------|--|-----------|---|---------------|--|
| DIV. I ONLY | | 11-5-2 | | .66667 68 | | 7-1-2 | | 200 | | 148 | | 104 | | .53135 107 | | 22 | | 22 | |
| DIV. I NON-CONF. | | 4-5-0 | | .44444 196 | | 0-1-0 | | 142 | | 58 | | 165 | | .5016 165 | | 22 | | 21 | |
| TOTALS | | RPI 1-25 | | RPI 26-50 | | W-L RECORDS | | RPI 51-100 | | RPI 101-150 | | RPI 150+ | | | | | | | |
| 11-5-2 | | 0-1-0 | | 0-2-0 | | OVERALL | | 0-0-0 | | 2-1-1 | | 9-1-1 | | | | | | | |
| 6-1-0 | | 0-0-0 | | 0-0-0 | | HOME | | 0-0-0 | | 0-0-0 | | 6-1-0 | | | | | | | |
| 5-4-2 | | 0-1-0 | | 0-2-0 | | AWAY | | 0-0-0 | | 2-1-1 | | 3-0-1 | | | | | | | |
| 0-0-0 | | 0-0-0 | | 0-0-0 | | NEUTRAL | | 0-0-0 | | 0-0-0 | | 0-0-0 | | | | | | | |
| 4-5-0 | | 0-1-0 | | 0-2-0 | | NON-CONFERENCE | | 0-0-0 | | 1-1-0 | | 3-1-0 | | | | | | | |
| 1-1-0 | | 0-0-0 | | 0-0-0 | | HOME | | 0-0-0 | | 0-0-0 | | 1-1-0 | | | | | | | |
| 3-4-0 | | 0-1-0 | | 0-0- | | AWAY | | 0-0-0 | | 1-1-0 | | 2-0-0 | | | | | | | |
| 0-0-0 | | 0-0-0 | | 0-0-0 | | NEUTRAL | | 0-0-0 | | 0-0-0 | | 0-0-0 | | | | | | | |
| 7-0-2 | | 0-0-0 | | 0-0-0 | | CONFERENCE | | 0-0-0 | | 1-0-1 | | 6-0-1 | | | | | | | |
| 5-0-0 | | 0-0-0 | | 0-0-0 | | HOME | | 0-0-0 | | 0-0-0 | | 5-0-0 | | | | | | | |
| 2-0-2 | | 0-0-0 | | 0-0-0 | | AWAY | | 0-0-0 | | 1-0-1 | | 1-0-1 | | | | | | | |
| 0-0-0 | | 0-0-0 | | 0-0-0 | | NEUTRAL | | 0-0-0 | | 0-0-0 | | 0-0-0 | | | | | | | |
| RPI | S | Opponent | | Score | | RPI | S | Opponent | | Score | | RPI | S | Opponent | | Score | | | |
| 14 | A | Washington St. | | 0 | 2 | 30 | A | Texas | | 0 | 2 | 123 | A | Wyoming | | 0 | 1 | | |
| | | | | | | 34 | A | Missouri | | 3 | 4 | 125 | A | Portland St. | | 1 | 0 | | |
| | | | | | | | | | | | | 129 | A | Northern Ariz. | | 0 | 0 | | |
| | | | | | | | | | | | | 140 | A | Gonzaga | | 2 | 0 | | |
| | | | | | | | | | | | | 171 | H | Hawaii | | 1 | 2 | | |
| | | | | | | | | | | | | 204 | H | Northern Colo. | | 1 | 0 | | |
| | | | | | | | | | | | | 209 | H | Idaho St. | | 3 | 1 | | |
| | | | | | | | | | | | | 210 | A | Southern Utah | | 2 | 2 | | |
| | | | | | | | | | | | | 216 | A | Houston Baptist | | 3 | 1 | | |
| | | | | | | | | | | | | 223 | A | Air Force | | 1 | 0 | | |
| | | | | | | | | | | | | 263 | H | Idaho | | 1 | 0 | | |
| | | | | | | | | | | | | 265 | H | Weber St. | | 1 | 0 | | |
| | | | | | | | | | | | | 272 | H | Colorado St. | | 2 | 0 | | |
| | | | | | | | | | | | | 284 | A | Sacramento St. | | 2 | 1 | | |
| | | | | | | | | | | | | 323 | H | North Dakota | | 7 | 0 | | |
| LAST 10 GAMES | | | | | | | | | | | | | | | | | | | |
| | | | | | | 204 | H | Northern Colo. | | 1 | 0 | 125 | A | Portland St. | | 1 | 0 | | |
| | | | | | | 323 | H | North Dakota | | 7 | 0 | 284 | A | Sacramento St. | | 2 | 1 | | |
| | | | | | | 210 | A | Southern Utah | | 2 | 2 | 209 | H | Idaho St. | | 3 | 1 | | |
| | | | | | | 129 | A | Northern Ariz. | | 0 | 0 | 265 | H | Weber St. | | 1 | 0 | | |
| | | | | | | 263 | H | Idaho | | 1 | 0 | 171 | H | Hawaii | | 1 | 2 | | |

Non-Div. I Games:

Montana

| Average RPI Win: | 182 | WON-LOST RECORD | WINNING PCT. RANK | LAST 10 GAMES | STRENGTH OF SCHEDULE | OPP. STRENGTH OF SCHEDULE | TEAM RPI | ADJ RPI | CONF. RPI | ADJ CONF. RPI | |
|-------------------|------------|-----------------|-------------------|----------------|----------------------|---------------------------|---------------|---------|-----------|--------------------|-------|
| Average RPI Loss: | 53 | | | | | | | | | | |
| DIV. I ONLY | 10-7-2 | .57895 | 121 | 5-5-0 | 155 | 81 | 108 | .52872 | 108 | 6 | 6 |
| DIV. I NON-CONF. | 6-2-2 | .7 | 64 | 1-0-0 | 251 | 116 | 123 | .52435 | 123 | 6 | 6 |
| <hr/> | | | | | | | | | | | |
| TOTALS | RPI 1-25 | RPI 26-50 | | W-L RECORDS | RPI 51-100 | | RPI 101-150 | | RPI 150+ | | |
| 10-7-2 | 1-2-0 | 0-2-0 | | OVERALL | 2-3-0 | | 1-0-1 | | 6-0-1 | | |
| 7-1-1 | 1-0-0 | 0-0-0 | | HOME | 0-1-0 | | 1-0-0 | | 5-0-1 | | |
| 3-6-1 | 0-2-0 | 0-2-0 | | AWAY | 2-2-0 | | 0-0-1 | | 1-0-0 | | |
| 0-0-0 | 0-0-0 | 0-0-0 | | NEUTRAL | 0-0-0 | | 0-0-0 | | 0-0-0 | | |
| 6-2-2 | 0-1-0 | 0-0-0 | | NON-CONFERENCE | 1-1-0 | | 1-0-1 | | 4-0-1 | | |
| 4-0-1 | 0-0-0 | 0-0-0 | | HOME | 0-0-0 | | 1-0-0 | | 3-0-1 | | |
| 2-2-1 | 0-1-0 | 0-0- | | AWAY | 1-1-0 | | 0-0-1 | | 1-0-0 | | |
| 0-0-0 | 0-0-0 | 0-0-0 | | NEUTRAL | 0-0-0 | | 0-0-0 | | 0-0-0 | | |
| 4-5-0 | 1-1-0 | 0-2-0 | | CONFERENCE | 1-2-0 | | 0-0-0 | | 2-0-0 | | |
| 3-1-0 | 1-0-0 | 0-0-0 | | HOME | 0-1-0 | | 0-0-0 | | 2-0-0 | | |
| 1-4-0 | 0-1-0 | 0-2-0 | | AWAY | 1-1-0 | | 0-0-0 | | 0-0-0 | | |
| 0-0-0 | 0-0-0 | 0-0-0 | | NEUTRAL | 0-0-0 | | 0-0-0 | | 0-0-0 | | |
| RPI S | Opponent | Score | RPI S | Opponent | Score | RPI S | Opponent | Score | RPI S | Opponent | Score |
| 16 A | UCF | 0 2 | 28 A | South Fla. | 2 4 | 78 A | Tulsa | 1 2 | 121 H | Syracuse | 3 1 |
| 24 A | DePaul | 1 3 | 43 A | Memphis | 1 3 | 86 A | Vanderbilt | 2 3 | 131 A | Marshall | 1 1 |
| 25 H | UConn | 3 0 | | | | 87 A | East Carolina | 3 0 | 190 H | UC Santa Barbara | 2 2 |
| | | | | | | 88 A | Samford | 2 1 | 202 H | SMU | 1 0 |
| | | | | | | 98 H | Temple | 1 2 | 222 H | Houston | 1 0 |
| | | | | | | | | | 232 A | Mississippi St. | 1 0 |
| | | | | | | | | | 257 H | Xavier | 2 0 |
| | | | | | | | | | 292 H | Saint Francis (PA) | 5 0 |
| | | | | | | | | | 296 H | Eastern Ky. | 9 0 |
| <hr/> | | | | | | | | | | | |
| LAST 10 GAMES | | | | | | | | | | | |
| 16 A | UCF | 0 2 | 43 A | Memphis | 1 3 | 87 A | East Carolina | 3 0 | 25 H | UConn | 3 0 |
| 28 A | South Fla. | 2 4 | 87 A | East Carolina | 3 0 | 25 H | UConn | 3 0 | 98 H | Temple | 1 2 |
| 222 H | Houston | 1 0 | 25 H | UConn | 3 0 | 98 H | Temple | 1 2 | 121 H | Syracuse | 3 1 |
| 202 H | SMU | 1 0 | 98 H | Temple | 1 2 | 121 H | Syracuse | 3 1 | | | |
| 78 A | Tulsa | 1 2 | 121 H | Syracuse | 3 1 | | | | | | |

Non-Div. I Games:

Cincinnati

| Average RPI Win: 216 | | WON-LOST | WINNING | LAST 10 | STRENGTH OF | | OPP. STRENGTH | TEAM | ADJ | CONF. | ADJ CONF. |
|-----------------------|----------|----------|-----------|----------------|-------------|-------|---------------|-------|-------------|------------------|-----------|
| Average RPI Loss: 148 | | RECORD | PCT. RANK | GAMES | SCHEDULE | | OF SCHEDULE | RPI | RPI | RPI | RPI |
| DIV. I ONLY | | 10-5-2 | .64706 | 71 | 6-4-0 | | 184 | 182 | 109 | .5287 | 109 |
| DIV. I NON-CONF. | | 4-1-2 | .71429 | 56 | 0-0-0 | | 166 | 213 | 83 | .55104 | 83 |
| TOTALS | | RPI 1-25 | RPI 26-50 | | W-L RECORDS | | RPI 51-100 | | RPI 101-150 | | RPI 150+ |
| 10-5-2 | 0-0-0 | 0-1-0 | | OVERALL | | 0-0-1 | | 1-2-0 | | 9-2-1 | |
| 6-1-1 | 0-0-0 | 0-0-0 | | HOME | | 0-0-0 | | 1-0-0 | | 5-1-1 | |
| 3-4-1 | 0-0-0 | 0-1-0 | | AWAY | | 0-0-1 | | 0-2-0 | | 3-1-0 | |
| 1-0-0 | 0-0-0 | 0-0-0 | | NEUTRAL | | 0-0-0 | | 0-0-0 | | 1-0-0 | |
| 4-1-2 | 0-0-0 | 0-0-0 | | NON-CONFERENCE | | 0-0-1 | | 0-1-0 | | 4-0-1 | |
| 2-0-1 | 0-0-0 | 0-0-0 | | HOME | | 0-0-0 | | 0-0-0 | | 2-0-1 | |
| 1-1-1 | 0-0-0 | 0-0- | | AWAY | | 0-0-1 | | 0-1-0 | | 1-0-0 | |
| 1-0-0 | 0-0-0 | 0-0-0 | | NEUTRAL | | 0-0-0 | | 0-0-0 | | 1-0-0 | |
| 6-4-0 | 0-0-0 | 0-1-0 | | CONFERENCE | | 0-0-0 | | 1-1-0 | | 5-2-0 | |
| 4-1-0 | 0-0-0 | 0-0-0 | | HOME | | 0-0-0 | | 1-0-0 | | 3-1-0 | |
| 2-3-0 | 0-0-0 | 0-1-0 | | AWAY | | 0-0-0 | | 0-1-0 | | 2-1-0 | |
| 0-0-0 | 0-0-0 | 0-0-0 | | NEUTRAL | | 0-0-0 | | 0-0-0 | | 0-0-0 | |
| RPI S | Opponent | Score | RPI S | Opponent | Score | RPI S | Opponent | Score | RPI S | Opponent | Score |
| | | | 47 A | Buffalo | 1 2 | 67 A | Navy | 1 1 | 111 A | Eastern Mich. | 1 2 |
| | | | | | | | | | 138 A | Purdue | 0 2 |
| | | | | | | | | | 150 H | Western Mich. | 1 0 |
| | | | | | | | | | 162 A | Kent St. | 1 0 |
| | | | | | | | | | 179 N | Delaware | 1 0 |
| | | | | | | | | | 182 H | Morehead St. | 2 2 |
| | | | | | | | | | 189 H | Toledo | 0 3 |
| | | | | | | | | | 192 H | Jacksonville St. | 3 1 |
| | | | | | | | | | 201 H | Central Mich. | 2 0 |
| | | | | | | | | | 225 H | Northern Ill. | 1 0 |
| | | | | | | | | | 237 A | Green Bay | 2 0 |
| | | | | | | | | | 245 A | Akron | 4 2 |
| | | | | | | | | | 253 A | Ohio | 0 1 |
| | | | | | | | | | 259 H | Bowling Green | 5 0 |
| | | | | | | | | | 308 H | IPFW | 3 0 |
| LAST 10 GAMES | | | | | | | | | | | |
| | | | 245 A | Akron | 4 2 | 253 A | Ohio | 0 1 | | | |
| | | | 47 A | Buffalo | 1 2 | 189 H | Toledo | 0 3 | | | |
| | | | 225 H | Northern Ill. | 1 0 | 201 H | Central Mich. | 2 0 | | | |
| | | | 150 H | Western Mich. | 1 0 | 111 A | Eastern Mich. | 1 2 | | | |
| | | | 162 A | Kent St. | 1 0 | 259 H | Bowling Green | 5 0 | | | |

Non-Div. I Games:

Ball St.

UT Martin

| Average RPI Win: 186 | | WON-LOST | WINNING | LAST 10 | STRENGTH OF | | OPP. STRENGTH | TEAM | ADJ | CONF. | ADJ CONF. |
|-----------------------|------------|----------|-----------|----------------|---------------|-------|---------------|-------|---------------|--------|-----------|
| Average RPI Loss: 127 | | RECORD | PCT. RANK | GAMES | SCHEDULE | | OF SCHEDULE | RPI | RPI | RPI | RPI |
| DIV. I ONLY | | 10-6-1 | .61765 | 91 | 6-4-0 | | 197 | 98 | 111 | .52625 | 111 |
| DIV. I NON-CONF. | | 4-2-1 | .64286 | 91 | 0-0-0 | | 294 | 10 | 159 | .50314 | 161 |
| TOTALS | | RPI 1-25 | RPI 26-50 | | W-L RECORDS | | RPI 51-100 | | RPI 101-150 | | RPI 150+ |
| 10-6-1 | 0-1-0 | 0-1-0 | | OVERALL | | 1-1-1 | | 2-0-0 | | 7-3-0 | |
| 6-1-0 | 0-0-0 | 0-0-0 | | HOME | | 0-0-0 | | 1-0-0 | | 5-1-0 | |
| 4-4-1 | 0-0-0 | 0-1-0 | | AWAY | | 1-1-1 | | 1-0-0 | | 2-2-0 | |
| 0-1-0 | 0-1-0 | 0-0-0 | | NEUTRAL | | 0-0-0 | | 0-0-0 | | 0-0-0 | |
| 4-2-1 | 0-1-0 | 0-0-0 | | NON-CONFERENCE | | 0-1-1 | | 0-0-0 | | 4-0-0 | |
| 2-0-0 | 0-0-0 | 0-0-0 | | HOME | | 0-0-0 | | 0-0-0 | | 2-0-0 | |
| 2-1-1 | 0-0-0 | 0-0- | | AWAY | | 0-1-1 | | 0-0-0 | | 2-0-0 | |
| 0-1-0 | 0-1-0 | 0-0-0 | | NEUTRAL | | 0-0-0 | | 0-0-0 | | 0-0-0 | |
| 6-4-0 | 0-0-0 | 0-1-0 | | CONFERENCE | | 1-0-0 | | 2-0-0 | | 3-3-0 | |
| 4-1-0 | 0-0-0 | 0-0-0 | | HOME | | 0-0-0 | | 1-0-0 | | 3-1-0 | |
| 2-3-0 | 0-0-0 | 0-1-0 | | AWAY | | 1-0-0 | | 1-0-0 | | 0-2-0 | |
| 0-0-0 | 0-0-0 | 0-0-0 | | NEUTRAL | | 0-0-0 | | 0-0-0 | | 0-0-0 | |
| RPI S | Opponent | Score | | RPI S | Opponent | Score | | RPI S | Opponent | Score | |
| 10 N | Texas Tech | 1 | 2 | 47 A | Buffalo | 0 | 2 | 59 A | Miami (OH) | 2 | 0 |
| | | | | | | | | 63 A | Oregon | 1 | 1 |
| | | | | | | | | 72 A | Michigan St. | 0 | 3 |
| | | | | | | | | 109 H | Ball St. | 2 | 1 |
| | | | | | | | | 150 A | Western Mich. | 1 | 0 |
| | | | | | | | | 159 H | Indiana | 2 | 0 |
| | | | | | | | | 162 H | Kent St. | 1 | 2 |
| | | | | | | | | 189 H | Toledo | 1 | 0 |
| | | | | | | | | 201 H | Central Mich. | 2 | 0 |
| | | | | | | | | 215 A | Oregon St. | 1 | 0 |
| | | | | | | | | 220 H | Fordham | 2 | 0 |
| | | | | | | | | 225 A | Northern Ill. | 1 | 3 |
| | | | | | | | | 245 A | Akron | 1 | 2 |
| | | | | | | | | 253 H | Ohio | 2 | 1 |
| | | | | | | | | 307 A | Ill.-Chicago | 4 | 2 |
| LAST 10 GAMES | | | | | | | | | | | |
| | | | | 150 A | Western Mich. | 1 | 0 | 189 H | Toledo | 1 | 0 |
| | | | | 225 A | Northern Ill. | 1 | 3 | 47 A | Buffalo | 0 | 2 |
| | | | | 253 H | Ohio | 2 | 1 | 245 A | Akron | 1 | 2 |
| | | | | 162 H | Kent St. | 1 | 2 | 109 H | Ball St. | 2 | 1 |
| | | | | 201 H | Central Mich. | 2 | 0 | 59 A | Miami (OH) | 2 | 0 |

Non-Div. I Games:




Eastern Mich.

| Average RPI Win: 165 | | WON-LOST | WINNING | LAST 10 | STRENGTH OF | | OPP. STRENGTH | TEAM | ADJ | CONF. | ADJ CONF. |
|----------------------|----------------|----------|-----------|-------------------|----------------|-------|---------------|-------|-------------|--------------|-----------|
| Average RPI Loss: 47 | | RECORD | PCT. RANK | GAMES | SCHEDULE | | OF SCHEDULE | RPI | RPI | RPI | RPI |
| DIV. I ONLY | | 7-9-2 | .44444 | 203 | 3-6-1 | | 77 | 46 | 112 | .52462 | 112 |
| DIV. I NON-CONF. | | 4-2-0 | .66667 | 77 | 0-0-0 | | 178 | 107 | 94 | .54233 | 96 |
| TOTALS | | RPI 1-25 | RPI 26-50 | | W-L RECORDS | | RPI 51-100 | | RPI 101-150 | | RPI 150+ |
| 7-9-2 | | 0-3-0 | 0-2-1 | | OVERALL | | 2-3-1 | | 1-1-0 | | 4-0-0 |
| 6-3-2 | | 0-1-0 | 0-0-1 | | HOME | | 1-2-1 | | 1-0-0 | | 4-0-0 |
| 1-6-0 | | 0-2-0 | 0-2-0 | | AWAY | | 1-1-0 | | 0-1-0 | | 0-0-0 |
| 0-0-0 | | 0-0-0 | 0-0-0 | | NEUTRAL | | 0-0-0 | | 0-0-0 | | 0-0-0 |
| 4-2-0 | | 0-1-0 | 0-0-0 | | NON-CONFERENCE | | 1-1-0 | | 0-0-0 | | 3-0-0 |
| 3-2-0 | | 0-1-0 | 0-0-0 | | HOME | | 0-1-0 | | 0-0-0 | | 3-0-0 |
| 1-0-0 | | 0-0-0 | 0-0- | | AWAY | | 1-0-0 | | 0-0-0 | | 0-0-0 |
| 0-0-0 | | 0-0-0 | 0-0-0 | | NEUTRAL | | 0-0-0 | | 0-0-0 | | 0-0-0 |
| 3-7-2 | | 0-2-0 | 0-2-1 | | CONFERENCE | | 1-2-1 | | 1-1-0 | | 1-0-0 |
| 3-1-2 | | 0-0-0 | 0-0-1 | | HOME | | 1-1-1 | | 1-0-0 | | 1-0-0 |
| 0-6-0 | | 0-2-0 | 0-2-0 | | AWAY | | 0-1-0 | | 0-1-0 | | 0-0-0 |
| 0-0-0 | | 0-0-0 | 0-0-0 | | NEUTRAL | | 0-0-0 | | 0-0-0 | | 0-0-0 |
| RPI S | Opponent | Score | RPI S | Opponent | Score | RPI S | Opponent | Score | RPI S | Opponent | Score |
| 3 A | Penn St. | 1 3 | 33 A | Michigan | 1 3 | 58 H | Oklahoma | 1 2 | 104 A | Ohio St. | 1 3 |
| 12 A | Wisconsin | 0 3 | 35 H | Rutgers | 1 1 | 69 H | Illinois | 0 3 | 138 H | Purdue | 1 0 |
| 24 H | DePaul | 1 2 | 50 A | Minnesota | 1 3 | 72 A | Michigan St. | 1 3 | 159 H | Indiana | 3 0 |
| | | | | | | 73 H | Maryland | 4 3 | 177 H | Butler | 1 0 |
| | | | | | | 75 H | Northwestern | 1 1 | 202 H | SMU | 4 0 |
| | | | | | | 85 A | Marquette | 3 2 | 323 H | North Dakota | 4 0 |
| LAST 10 GAMES | | | | | | | | | | | |
| | 104 A Ohio St. | 1 3 | | 72 A Michigan St. | 1 3 | | | | | | |
| | 3 A Penn St. | 1 3 | | 33 A Michigan | 1 3 | | | | | | |
| | 159 H Indiana | 3 0 | | 73 H Maryland | 4 3 | | | | | | |
| | 138 H Purdue | 1 0 | | 35 H Rutgers | 1 1 | | | | | | |
| | 50 A Minnesota | 1 3 | | 12 A Wisconsin | 0 3 | | | | | | |

Non-Div. I Games:

Nebraska

Non-Div. I Games:

 Tie,  Loss,  Non-Conf, S Site, H Home, A Away, N Neutral Page 113

| Average RPI Win: 235 | | WON-LOST | WINNING | LAST 10 | STRENGTH OF | | OPP. STRENGTH | TEAM | ADJ | CONF. | ADJ CONF. |
|-----------------------|-----------------|----------|-----------|-------------------|-------------|-------|----------------------|-------|-------------|----------|-----------|
| Average RPI Loss: 131 | | RECORD | PCT. RANK | GAMES | SCHEDULE | | OF SCHEDULE | RPI | RPI | RPI | RPI |
| DIV. I ONLY | | 10-6-2 | .61111 | 96 | 5-4-1 | | 169 | 175 | 116 | .52367 | 114 |
| DIV. I NON-CONF. | | 5-3-1 | .61111 | 108 | 0-1-0 | | 265 | 161 | 185 | .49323 | 183 |
| TOTALS | | RPI 1-25 | RPI 26-50 | | W-L RECORDS | | RPI 51-100 | | RPI 101-150 | | RPI 150+ |
| 10-6-2 | 0-0-0 | 0-2-0 | | OVERALL | | 1-1-2 | | 0-0-0 | | 9-3-0 | |
| 6-5-0 | 0-0-0 | 0-2-0 | | HOME | | 1-1-0 | | 0-0-0 | | 5-2-0 | |
| 4-1-2 | 0-0-0 | 0-0-0 | | AWAY | | 0-0-2 | | 0-0-0 | | 4-1-0 | |
| 0-0-0 | 0-0-0 | 0-0-0 | | NEUTRAL | | 0-0-0 | | 0-0-0 | | 0-0-0 | |
| 5-3-1 | 0-0-0 | 0-2-0 | | NON-CONFERENCE | | 0-0-1 | | 0-0-0 | | 5-1-0 | |
| 3-3-0 | 0-0-0 | 0-2-0 | | HOME | | 0-0-0 | | 0-0-0 | | 3-1-0 | |
| 2-0-1 | 0-0-0 | 0-0- | | AWAY | | 0-0-1 | | 0-0-0 | | 2-0-0 | |
| 0-0-0 | 0-0-0 | 0-0-0 | | NEUTRAL | | 0-0-0 | | 0-0-0 | | 0-0-0 | |
| 5-3-1 | 0-0-0 | 0-0-0 | | CONFERENCE | | 1-1-1 | | 0-0-0 | | 4-2-0 | |
| 3-2-0 | 0-0-0 | 0-0-0 | | HOME | | 1-1-0 | | 0-0-0 | | 2-1-0 | |
| 2-1-1 | 0-0-0 | 0-0-0 | | AWAY | | 0-0-1 | | 0-0-0 | | 2-1-0 | |
| 0-0-0 | 0-0-0 | 0-0-0 | | NEUTRAL | | 0-0-0 | | 0-0-0 | | 0-0-0 | |
| RPI S | Opponent | Score | RPI S | Opponent | Score | RPI S | Opponent | Score | RPI S | Opponent | Score |
| 30 | H Texas | 0 2 | 81 | A UTEP | 0 0 | 163 | H Appalachian St. | 2 1 | | | |
| 46 | H TCU | 0 1 | 81 | H South Ala. | 0 1 | 167 | H La.-Lafayette | 2 1 | | | |
| | | | 84 | A Ga. Southern | 1 1 | 193 | A Georgia St. | 0 1 | | | |
| | | | 92 | H Troy | 2 0 | 199 | H UTSA | 2 3 | | | |
| | | | | | | 203 | A UALR | 2 1 | | | |
| | | | | | | 238 | H La.-Monroe | 1 2 | | | |
| | | | | | | 258 | A Lamar | 3 0 | | | |
| | | | | | | 271 | H A&M-Corpus Christi | 2 0 | | | |
| | | | | | | 288 | H Northwestern St. | 3 0 | | | |
| | | | | | | 294 | A Arkansas St. | 2 1 | | | |
| | | | | | | 302 | H Prairie View | 2 0 | | | |
| | | | | | | 309 | A New Mexico St. | 2 1 | | | |
| LAST 10 GAMES | | | | | | | | | | | |
| 193 | A Georgia St. | 0 1 | 81 | H South Ala. | 0 1 | | | | | | |
| 84 | A Ga. Southern | 1 1 | 163 | H Appalachian St. | 2 1 | | | | | | |
| 167 | H La.-Lafayette | 2 1 | 203 | A UALR | 2 1 | | | | | | |
| 238 | H La.-Monroe | 1 2 | 294 | A Arkansas St. | 2 1 | | | | | | |
| 92 | H Troy | 2 0 | 30 | H Texas | 0 2 | | | | | | |

Non-Div. I Games:

Texas St.

| Average RPI Win: | 184 | WON-LOST | WINNING | LAST 10 | STRENGTH OF | OPP. STRENGTH | TEAM | ADJ | CONF. | ADJ CONF. | |
|-------------------|----------|-----------|-----------|----------------|-------------|---------------|---------------|-------------|-------|----------------|-------|
| Average RPI Loss: | 129 | RECORD | PCT. RANK | GAMES | SCHEDULE | OF SCHEDULE | RPI | RPI | RPI | RPI | |
| DIV. I ONLY | 7-7-2 | .5 | 157 | 5-4-1 | 82 | 161 | 117 | .52366 | 115 | 12 | 12 |
| DIV. I NON-CONF. | 3-3-1 | .5 | 153 | 1-0-0 | 106 | 192 | 140 | .51654 | 135 | 12 | 13 |
| <hr/> | | | | | | | | | | | |
| TOTALS | RPI 1-25 | RPI 26-50 | | W-L RECORDS | | RPI 51-100 | | RPI 101-150 | | RPI 150+ | |
| 7-7-2 | 0-0-0 | 0-0-1 | | OVERALL | | 1-2-0 | | 2-2-0 | | 4-3-1 | |
| 4-1-1 | 0-0-0 | 0-0-0 | | HOME | | 0-0-0 | | 1-1-0 | | 3-0-1 | |
| 3-6-1 | 0-0-0 | 0-0-1 | | AWAY | | 1-2-0 | | 1-1-0 | | 1-3-0 | |
| 0-0-0 | 0-0-0 | 0-0-0 | | NEUTRAL | | 0-0-0 | | 0-0-0 | | 0-0-0 | |
| 3-3-1 | 0-0-0 | 0-0-1 | | NON-CONFERENCE | | 0-0-0 | | 1-1-0 | | 2-2-0 | |
| 2-0-0 | 0-0-0 | 0-0-0 | | HOME | | 0-0-0 | | 0-0-0 | | 2-0-0 | |
| 1-3-1 | 0-0-0 | 0-1- | | AWAY | | 0-0-0 | | 1-1-0 | | 0-2-0 | |
| 0-0-0 | 0-0-0 | 0-0-0 | | NEUTRAL | | 0-0-0 | | 0-0-0 | | 0-0-0 | |
| 4-4-1 | 0-0-0 | 0-0-0 | | CONFERENCE | | 1-2-0 | | 1-1-0 | | 2-1-1 | |
| 2-1-1 | 0-0-0 | 0-0-0 | | HOME | | 0-0-0 | | 1-1-0 | | 1-0-1 | |
| 2-3-0 | 0-0-0 | 0-0-0 | | AWAY | | 1-2-0 | | 0-0-0 | | 1-1-0 | |
| 0-0-0 | 0-0-0 | 0-0-0 | | NEUTRAL | | 0-0-0 | | 0-0-0 | | 0-0-0 | |
| RPI S | Opponent | Score | RPI S | Opponent | Score | RPI S | Opponent | Score | RPI S | Opponent | Score |
| | | | 26 A | Clemson | 1 1 | 65 A | Rice | 1 4 | 106 A | Liberty | 0 1 |
| | | | | | | 70 A | North Texas | 0 5 | 120 A | UNC Greensboro | 1 0 |
| | | | | | | 93 A | Western Ky. | 3 0 | 131 H | Marshall | 1 2 |
| | | | | | | | | | 149 H | Louisiana Tech | 3 0 |
| | | | | | | | | | 152 A | Fla. Atlantic | 0 1 |
| | | | | | | | | | 154 H | Old Dominion | 2 2 |
| | | | | | | | | | 160 A | FIU | 2 1 |
| | | | | | | | | | 184 A | UNCW | 2 4 |
| | | | | | | | | | 198 A | Coastal Caro. | 1 2 |
| | | | | | | | | | 248 H | Davidson | 2 0 |
| | | | | | | | | | 256 H | Southern Miss. | 2 1 |
| | | | | | | | | | 262 H | Winthrop | 4 0 |
| <hr/> | | | | | | | | | | | |
| LAST 10 GAMES | | | | | | | | | | | |
| | | | 65 A | Rice | 1 4 | 93 A | Western Ky. | 3 0 | | | |
| | | | 70 A | North Texas | 0 5 | 131 H | Marshall | 1 2 | | | |
| | | | 154 H | Old Dominion | 2 2 | 160 A | FIU | 2 1 | | | |
| | | | 256 H | Southern Miss. | 2 1 | 152 A | Fla. Atlantic | 0 1 | | | |
| | | | 149 H | Louisiana Tech | 3 0 | 248 H | Davidson | 2 0 | | | |

Non-Div. I Games:

Charlotte

| Average RPI Win: | 246 | WON-LOST RECORD | WINNING PCT. RANK | LAST 10 GAMES | STRENGTH OF SCHEDULE | OPP. STRENGTH OF SCHEDULE | TEAM RPI | ADJ RPI | CONF. RPI | ADJ CONF. RPI | | |
|------------------|----------|-----------------|-------------------|--------------------|----------------------|---------------------------|----------|-------------------------|-----------|---------------|-------|----|
| DIV. I ONLY | | 10-4-3 | .67647 | 62 | 6-1-3 | 216 | 242 | 114 | .52348 | 116 | 18 | 18 |
| DIV. I NON-CONF. | | 7-3-2 | .66667 | 77 | 3-0-2 | 205 | 258 | 131 | .51959 | 131 | 18 | 18 |
| <hr/> | | | | | | | | | | | | |
| TOTALS | RPI 1-25 | RPI 26-50 | | W-L RECORDS | | RPI 51-100 | | RPI 101-150 | | RPI 150+ | | |
| 10-4-3 | 0-0-0 | 0-0-0 | | OVERALL | | 0-2-0 | | 0-1-1 | | 10-1-2 | | |
| 8-2-0 | 0-0-0 | 0-0-0 | | HOME | | 0-1-0 | | 0-0-0 | | 8-1-0 | | |
| 2-2-3 | 0-0-0 | 0-0-0 | | AWAY | | 0-1-0 | | 0-1-1 | | 2-0-2 | | |
| 0-0-0 | 0-0-0 | 0-0-0 | | NEUTRAL | | 0-0-0 | | 0-0-0 | | 0-0-0 | | |
| 7-3-2 | 0-0-0 | 0-0-0 | | NON-CONFERENCE | | 0-1-0 | | 0-1-1 | | 7-1-1 | | |
| 6-1-0 | 0-0-0 | 0-0-0 | | HOME | | 0-0-0 | | 0-0-0 | | 6-1-0 | | |
| 1-2-2 | 0-0-0 | 0-0- | | AWAY | | 0-1-0 | | 0-1-1 | | 1-0-1 | | |
| 0-0-0 | 0-0-0 | 0-0-0 | | NEUTRAL | | 0-0-0 | | 0-0-0 | | 0-0-0 | | |
| 3-1-1 | 0-0-0 | 0-0-0 | | CONFERENCE | | 0-1-0 | | 0-0-0 | | 3-0-1 | | |
| 2-1-0 | 0-0-0 | 0-0-0 | | HOME | | 0-1-0 | | 0-0-0 | | 2-0-0 | | |
| 1-0-1 | 0-0-0 | 0-0-0 | | AWAY | | 0-0-0 | | 0-0-0 | | 1-0-1 | | |
| 0-0-0 | 0-0-0 | 0-0-0 | | NEUTRAL | | 0-0-0 | | 0-0-0 | | 0-0-0 | | |
| RPI | S | Opponent | Score | RPI | S | Opponent | Score | RPI | S | Opponent | Score | |
| | | | | | | 55 H Illinois St. | 0 1 | 110 A UT Martin | | | 0 1 | |
| | | | | | | 93 A Western Ky. | 0 2 | 134 A Valparaiso | | | 0 0 | |
| | | | | | | | | 169 H Southeast Mo. St. | | | 1 0 | |
| | | | | | | | | 177 H Butler | | | 1 0 | |
| | | | | | | | | 195 A Missouri St. | | | 1 1 | |
| | | | | | | | | 196 A Belmont | | | 2 0 | |
| | | | | | | | | 213 H Saint Louis | | | 1 4 | |
| | | | | | | | | 228 A Drake | | | 1 0 | |
| | | | | | | | | 259 H Bowling Green | | | 2 0 | |
| | | | | | | | | 273 H UNI | | | 3 0 | |
| | | | | | | | | 278 H Austin Peay | | | 3 0 | |
| | | | | | | | | 282 H Indiana St. | | | 2 0 | |
| | | | | | | | | 290 A IUPUI | | | 0 0 | |
| | | | | | | | | 296 H Eastern Ky. | | | 1 0 | |
| | | | | | | | | 299 H Tennessee Tech | | | 7 0 | |
| | | | | LAST 10 GAMES | | | | | | | | |
| | | | | 273 H UNI | | 3 0 | | 299 H Tennessee Tech | | 7 0 | | |
| | | | | 282 H Indiana St. | | 2 0 | | 196 A Belmont | | 2 0 | | |
| | | | | 195 A Missouri St. | | 1 1 | | 169 H Southeast Mo. St. | | 1 0 | | |
| | | | | 55 H Illinois St. | | 0 1 | | 134 A Valparaiso | | 0 0 | | |
| | | | | 228 A Drake | | 1 0 | | 290 A IUPUI | | 0 0 | | |

Non-Div. I Games:

Evansville

| Average RPI Win: | | 218 | WON-LOST RECORD | | WINNING PCT. RANK | | LAST 10 GAMES | | STRENGTH OF SCHEDULE | | OPP. STRENGTH OF SCHEDULE | | TEAM RPI | | ADJ RPI | | CONF. RPI | | ADJ CONF. RPI | |
|------------------|---|----------|-----------------|-----------|-------------------|----------------|---------------|------------|----------------------|-------------|---------------------------|----------|----------|--------------------|---------|-------|-----------|--|---------------|--|
| DIV. I ONLY | | | 9-7-2 | | .55556 | 127 | 4-4-2 | | 112 | | 180 | | 115 | | .52266 | 117 | 11 | | 11 | |
| DIV. I NON-CONF. | | | 5-4-1 | | .55 | 145 | 0-1-1 | | 107 | | 235 | | 124 | | .52335 | 124 | 13 | | 12 | |
| TOTALS | | RPI 1-25 | | RPI 26-50 | | W-L RECORDS | | RPI 51-100 | | RPI 101-150 | | RPI 150+ | | | | | | | | |
| 9-7-2 | | 0-1-0 | | 0-2-0 | | OVERALL | | 0-1-0 | | 3-2-0 | | 6-1-2 | | | | | | | | |
| 4-1-1 | | 0-0-0 | | 0-0-0 | | HOME | | 0-0-0 | | 0-1-0 | | 4-0-1 | | | | | | | | |
| 5-6-1 | | 0-1-0 | | 0-2-0 | | AWAY | | 0-1-0 | | 3-1-0 | | 2-1-1 | | | | | | | | |
| 0-0-0 | | 0-0-0 | | 0-0-0 | | NEUTRAL | | 0-0-0 | | 0-0-0 | | 0-0-0 | | | | | | | | |
| 5-4-1 | | 0-1-0 | | 0-1-0 | | NON-CONFERENCE | | 0-0-0 | | 2-1-0 | | 3-1-1 | | | | | | | | |
| 2-1-0 | | 0-0-0 | | 0-0-0 | | HOME | | 0-0-0 | | 0-1-0 | | 2-0-0 | | | | | | | | |
| 3-3-1 | | 0-1-0 | | 0-0- | | AWAY | | 0-0-0 | | 2-0-0 | | 1-1-1 | | | | | | | | |
| 0-0-0 | | 0-0-0 | | 0-0-0 | | NEUTRAL | | 0-0-0 | | 0-0-0 | | 0-0-0 | | | | | | | | |
| 4-3-1 | | 0-0-0 | | 0-1-0 | | CONFERENCE | | 0-1-0 | | 1-1-0 | | 3-0-1 | | | | | | | | |
| 2-0-1 | | 0-0-0 | | 0-0-0 | | HOME | | 0-0-0 | | 0-0-0 | | 2-0-1 | | | | | | | | |
| 2-3-0 | | 0-0-0 | | 0-1-0 | | AWAY | | 0-1-0 | | 1-1-0 | | 1-0-0 | | | | | | | | |
| 0-0-0 | | 0-0-0 | | 0-0-0 | | NEUTRAL | | 0-0-0 | | 0-0-0 | | 0-0-0 | | | | | | | | |
| RPI | S | Opponent | | Score | | RPI | S | Opponent | | Score | | RPI | S | Opponent | | Score | | | | |
| 3 | A | Penn St. | | 0 | 7 | 29 | A | Colgate | | 0 | 2 | 67 | A | Navy | | 0 | 3 | | | |
| | | | | | | 48 | A | Hofstra | | 2 | 4 | | | | | | | | | |
| LAST 10 GAMES | | | | | | | | | | | | | | | | | | | | |
| | | | | | | 127 | A | Holy Cross | | 2 | 1 | 157 | A | Loyola Maryland | | 2 | 1 | | | |
| | | | | | | 246 | H | Lafayette | | 2 | 1 | 292 | A | Saint Francis (PA) | | 1 | 1 | | | |
| | | | | | | 29 | A | Colgate | | 0 | 2 | 194 | H | Lehigh | | 0 | 0 | | | |
| | | | | | | 67 | A | Navy | | 0 | 3 | 3 | A | Penn St. | | 0 | 7 | | | |
| | | | | | | 287 | H | American | | 3 | 0 | 128 | A | Army | | 1 | 2 | | | |

Non-Div. I Games:

Bucknell

| Average RPI Win: 183 | | WON-LOST | WINNING | LAST 10 | STRENGTH OF | OPP. STRENGTH | TEAM | ADJ | CONF. | ADJ CONF. | | | | | |
|----------------------|---|----------------|-----------|---------|----------------|---------------|------------|-----|-------------|-------------------|----------|-----|---|------------------|-----|
| Average RPI Loss: 40 | | RECORD | PCT. RANK | GAMES | SCHEDULE | OF SCHEDULE | RPI | RPI | RPI | RPI | | | | | |
| DIV. I ONLY | | 5-12-2 | .31579 | 272 | 1-8-1 | 19 | 45 | 122 | .52251 | 118 | 3 | 3 | | | |
| DIV. I NON-CONF. | | 4-4-1 | .5 | 153 | 0-1-0 | 30 | 142 | 80 | .55756 | 77 | 1 | 1 | | | |
| <hr/> | | | | | | | | | | | | | | | |
| TOTALS | | RPI 1-25 | RPI 26-50 | | W-L RECORDS | | RPI 51-100 | | RPI 101-150 | | RPI 150+ | | | | |
| 5-12-2 | | 0-4-0 | 1-4-1 | | OVERALL | | 1-4-1 | | 0-0-0 | | 3-0-0 | | | | |
| 3-5-2 | | 0-3-0 | 0-1-1 | | HOME | | 1-1-1 | | 0-0-0 | | 2-0-0 | | | | |
| 2-7-0 | | 0-1-0 | 1-3-0 | | AWAY | | 0-3-0 | | 0-0-0 | | 1-0-0 | | | | |
| 0-0-0 | | 0-0-0 | 0-0-0 | | NEUTRAL | | 0-0-0 | | 0-0-0 | | 0-0-0 | | | | |
| 4-4-1 | | 0-0-0 | 1-1-0 | | NON-CONFERENCE | | 1-3-1 | | 0-0-0 | | 2-0-0 | | | | |
| 3-1-1 | | 0-0-0 | 0-0-0 | | HOME | | 1-1-1 | | 0-0-0 | | 2-0-0 | | | | |
| 1-3-0 | | 0-0-0 | 1-0- | | AWAY | | 0-2-0 | | 0-0-0 | | 0-0-0 | | | | |
| 0-0-0 | | 0-0-0 | 0-0-0 | | NEUTRAL | | 0-0-0 | | 0-0-0 | | 0-0-0 | | | | |
| 1-8-1 | | 0-4-0 | 0-3-1 | | CONFERENCE | | 0-1-0 | | 0-0-0 | | 1-0-0 | | | | |
| 0-4-1 | | 0-3-0 | 0-1-1 | | HOME | | 0-0-0 | | 0-0-0 | | 0-0-0 | | | | |
| 1-4-0 | | 0-1-0 | 0-2-0 | | AWAY | | 0-1-0 | | 0-0-0 | | 1-0-0 | | | | |
| 0-0-0 | | 0-0-0 | 0-0-0 | | NEUTRAL | | 0-0-0 | | 0-0-0 | | 0-0-0 | | | | |
| RPI | S | Opponent | Score | RPI | S | Opponent | Score | RPI | S | Opponent | Score | | | | |
| 4 | H | Texas A&M | 1 4 | 31 | A | BYU | 4 3 | 57 | A | Duke | 0 1 | 232 | A | Mississippi St. | 2 0 |
| 9 | H | Florida | 0 3 | 34 | A | Missouri | 1 3 | 60 | A | Tennessee | 1 2 | 270 | H | Nicholls St. | 3 0 |
| 11 | A | South Carolina | 0 1 | 36 | H | Arkansas | 3 3 | 65 | H | Rice | 0 1 | 288 | H | Northwestern St. | 6 2 |
| 22 | H | Kentucky | 0 2 | 38 | A | Georgia | 0 2 | 71 | H | Stephen F. Austin | 0 0 | | | | |
| | | | | 46 | A | TCU | 0 2 | 85 | A | Marquette | 1 2 | | | | |
| | | | | 49 | H | Alabama | 2 3 | 92 | H | Troy | 2 0 | | | | |
| <hr/> | | | | | | | | | | | | | | | |
| LAST 10 GAMES | | | | | | | | | | | | | | | |
| | | | | 9 | H | Florida | 0 3 | 11 | A | South Carolina | 0 1 | | | | |
| | | | | 22 | H | Kentucky | 0 2 | 232 | A | Mississippi St. | 2 0 | | | | |
| | | | | 38 | A | Georgia | 0 2 | 36 | H | Arkansas | 3 3 | | | | |
| | | | | 60 | A | Tennessee | 1 2 | 4 | H | Texas A&M | 1 4 | | | | |
| | | | | 49 | H | Alabama | 2 3 | 85 | A | Marquette | 1 2 | | | | |

Non-Div. I Games:

LSU

| Average RPI Win: 181 | | WON-LOST | WINNING | LAST 10 | STRENGTH OF | | OPP. STRENGTH | TEAM | ADJ | CONF. | ADJ CONF. |
|-----------------------|----------|----------|-----------|----------------|-------------|-------|----------------|-------|-------------|----------------|-----------|
| Average RPI Loss: 121 | | RECORD | PCT. RANK | GAMES | SCHEDULE | | OF SCHEDULE | RPI | RPI | RPI | RPI |
| DIV. I ONLY | | 8-7-2 | .52941 | 145 | 5-4-1 | | 111 | 130 | 119 | .52154 | 119 |
| DIV. I NON-CONF. | | 3-4-1 | .4375 | 207 | 0-1-0 | | 98 | 129 | 153 | .50627 | 153 |
| TOTALS | | RPI 1-25 | RPI 26-50 | | W-L RECORDS | | RPI 51-100 | | RPI 101-150 | | RPI 150+ |
| 8-7-2 | 0-0-0 | 0-1-1 | | OVERALL | | 0-3-0 | | 2-0-0 | | 6-3-1 | |
| 5-3-1 | 0-0-0 | 0-1-1 | | HOME | | 0-1-0 | | 0-0-0 | | 5-1-0 | |
| 3-4-1 | 0-0-0 | 0-0-0 | | AWAY | | 0-2-0 | | 2-0-0 | | 1-2-1 | |
| 0-0-0 | 0-0-0 | 0-0-0 | | NEUTRAL | | 0-0-0 | | 0-0-0 | | 0-0-0 | |
| 3-4-1 | 0-0-0 | 0-1-1 | | NON-CONFERENCE | | 0-1-0 | | 0-0-0 | | 3-2-0 | |
| 2-1-1 | 0-0-0 | 0-1-1 | | HOME | | 0-0-0 | | 0-0-0 | | 2-0-0 | |
| 1-3-0 | 0-0-0 | 0-0- | | AWAY | | 0-1-0 | | 0-0-0 | | 1-2-0 | |
| 0-0-0 | 0-0-0 | 0-0-0 | | NEUTRAL | | 0-0-0 | | 0-0-0 | | 0-0-0 | |
| 5-3-1 | 0-0-0 | 0-0-0 | | CONFERENCE | | 0-2-0 | | 2-0-0 | | 3-1-1 | |
| 3-2-0 | 0-0-0 | 0-0-0 | | HOME | | 0-1-0 | | 0-0-0 | | 3-1-0 | |
| 2-1-1 | 0-0-0 | 0-0-0 | | AWAY | | 0-1-0 | | 2-0-0 | | 0-0-1 | |
| 0-0-0 | 0-0-0 | 0-0-0 | | NEUTRAL | | 0-0-0 | | 0-0-0 | | 0-0-0 | |
| RPI S | Opponent | Score | RPI S | Opponent | Score | RPI S | Opponent | Score | RPI S | Opponent | Score |
| | | | 28 H | South Fla. | 0 3 | 52 A | Ole Miss | 0 4 | 131 A | Marshall | 1 0 |
| | | | 49 H | Alabama | 2 2 | 81 H | UTEP | 0 1 | 149 A | Louisiana Tech | 1 0 |
| | | | | | | 93 A | Western Ky. | 3 4 | 152 H | Fla. Atlantic | 1 0 |
| | | | | | | | | | 160 H | FIU | 2 0 |
| | | | | | | | | | 164 A | Lipscomb | 2 1 |
| | | | | | | | | | 196 A | Belmont | 0 1 |
| | | | | | | | | | 197 A | Western Caro. | 0 1 |
| | | | | | | | | | 199 H | UTSA | 0 3 |
| | | | | | | | | | 205 H | UAB | 1 0 |
| | | | | | | | | | 206 H | Murray St. | 1 0 |
| | | | | | | | | | 256 A | Southern Miss. | 2 2 |
| | | | | | | | | | 278 H | Austin Peay | 2 0 |
| LAST 10 GAMES | | | | | | | | | | | |
| | | | 205 H | UAB | 1 0 | 256 A | Southern Miss. | 2 2 | | | |
| | | | 131 A | Marshall | 1 0 | 149 A | Louisiana Tech | 1 0 | | | |
| | | | 93 A | Western Ky. | 3 4 | 199 H | UTSA | 0 3 | | | |
| | | | 160 H | FIU | 2 0 | 81 H | UTEP | 0 1 | | | |
| | | | 152 H | Fla. Atlantic | 1 0 | 197 A | Western Caro. | 0 1 | | | |

Non-Div. I Games:

Middle Tenn.

| Average RPI Win: | | 203 | WON-LOST RECORD | | WINNING PCT. RANK | | LAST 10 GAMES | | STRENGTH OF SCHEDULE | | OPP. STRENGTH OF SCHEDULE | | TEAM RPI | | ADJ RPI | | CONF. RPI | | ADJ CONF. RPI | |
|------------------|---|---------------|-----------------|-----------|-------------------|----------------|---------------|----------------|----------------------|-------------|---------------------------|----------|----------|--------------------|------------|-------|-----------|--|---------------|--|
| DIV. I ONLY | | | 9-7-3 | | .55263 136 | | 6-3-1 | | 114 | | 186 | | 118 | | .52096 120 | | 20 | | 20 | |
| DIV. I NON-CONF. | | | 4-4-2 | | .5 153 | | 1-0-0 | | 60 | | 102 | | 103 | | .53544 104 | | 23 | | 23 | |
| TOTALS | | RPI 1-25 | | RPI 26-50 | | W-L RECORDS | | RPI 51-100 | | RPI 101-150 | | RPI 150+ | | | | | | | | |
| 9-7-3 | | 0-1-0 | | 0-1-0 | | OVERALL | | 1-3-0 | | 3-2-0 | | 5-0-3 | | | | | | | | |
| 5-4-1 | | 0-0-0 | | 0-0-0 | | HOME | | 1-3-0 | | 2-1-0 | | 2-0-1 | | | | | | | | |
| 4-3-1 | | 0-1-0 | | 0-1-0 | | AWAY | | 0-0-0 | | 1-1-0 | | 3-0-1 | | | | | | | | |
| 0-0-1 | | 0-0-0 | | 0-0-0 | | NEUTRAL | | 0-0-0 | | 0-0-0 | | 0-0-1 | | | | | | | | |
| 4-4-2 | | 0-1-0 | | 0-1-0 | | NON-CONFERENCE | | 1-1-0 | | 3-1-0 | | 0-0-2 | | | | | | | | |
| 3-2-1 | | 0-0-0 | | 0-0-0 | | HOME | | 1-1-0 | | 2-1-0 | | 0-0-1 | | | | | | | | |
| 1-2-0 | | 0-1-0 | | 0-0- | | AWAY | | 0-0-0 | | 1-0-0 | | 0-0-0 | | | | | | | | |
| 0-0-1 | | 0-0-0 | | 0-0-0 | | NEUTRAL | | 0-0-0 | | 0-0-0 | | 0-0-1 | | | | | | | | |
| 5-3-1 | | 0-0-0 | | 0-0-0 | | CONFERENCE | | 0-2-0 | | 0-1-0 | | 5-0-1 | | | | | | | | |
| 2-2-0 | | 0-0-0 | | 0-0-0 | | HOME | | 0-2-0 | | 0-0-0 | | 2-0-0 | | | | | | | | |
| 3-1-1 | | 0-0-0 | | 0-0-0 | | AWAY | | 0-0-0 | | 0-1-0 | | 3-0-1 | | | | | | | | |
| 0-0-0 | | 0-0-0 | | 0-0-0 | | NEUTRAL | | 0-0-0 | | 0-0-0 | | 0-0-0 | | | | | | | | |
| RPI | S | Opponent | | Score | | RPI | S | Opponent | | Score | | RPI | S | Opponent | | Score | | | | |
| 6 | A | West Virginia | | 0 2 | | 38 | A | Georgia | | 0 3 | | 79 | H | James Madison | | 1 0 | | | | |
| | | | | | | | | | | | | 87 | H | East Carolina | | 0 1 | | | | |
| | | | | | | | | | | | | 88 | H | Samford | | 0 1 | | | | |
| | | | | | | | | | | | | 95 | H | Furman | | 1 4 | | | | |
| | | | | | | | | | | | | 106 | A | Liberty | | 1 0 | | | | |
| | | | | | | | | | | | | 115 | H | Charlotte | | 0 1 | | | | |
| | | | | | | | | | | | | 128 | H | Army | | 2 1 | | | | |
| | | | | | | | | | | | | 142 | A | East Tenn. St. | | 1 3 | | | | |
| | | | | | | | | | | | | 145 | H | High Point | | 3 0 | | | | |
| | | | | | | | | | | | | 156 | A | Mercer | | 1 1 | | | | |
| | | | | | | | | | | | | 197 | A | Western Caro. | | 1 0 | | | | |
| | | | | | | | | | | | | 224 | H | Wofford | | 2 1 | | | | |
| | | | | | | | | | | | | 239 | H | North Carolina St. | | 2 2 | | | | |
| | | | | | | | | | | | | 282 | N | Indiana St. | | 2 2 | | | | |
| | | | | | | | | | | | | 303 | A | Citadel | | 4 1 | | | | |
| | | | | | | | | | | | | 317 | A | VMI | | 4 1 | | | | |
| | | | | | | | | | | | | 327 | H | Chattanooga | | 9 0 | | | | |
| LAST 10 GAMES | | | | | | | | | | | | | | | | | | | | |
| | | | | | | 224 | H | Wofford | | 2 1 | | 327 | H | Chattanooga | | 9 0 | | | | |
| | | | | | | 95 | H | Furman | | 1 4 | | 317 | A | VMI | | 4 1 | | | | |
| | | | | | | 142 | A | East Tenn. St. | | 1 3 | | 303 | A | Citadel | | 4 1 | | | | |
| | | | | | | 197 | A | Western Caro. | | 1 0 | | 156 | A | Mercer | | 1 1 | | | | |
| | | | | | | 88 | H | Samford | | 0 1 | | 79 | H | James Madison | | 1 0 | | | | |

| Average RPI Win: | 262 | WON-LOST RECORD | WINNING PCT. RANK | LAST 10 GAMES | STRENGTH OF SCHEDULE | OPP. STRENGTH OF SCHEDULE | TEAM RPI | ADJ RPI | CONF. RPI | ADJ CONF. RPI | | |
|------------------|----------|--------------------|----------------------|------------------|-------------------------|------------------------------|-------------|-------------|--------------|------------------|-------|----|
| DIV. I ONLY | | 9-3-5 | .67647 | 62 | 6-2-2 | 217 | 279 | 121 | .51975 | 122 | 21 | 21 |
| DIV. I NON-CONF. | | 4-2-3 | .61111 | 108 | 1-1-0 | 164 | 304 | 136 | .5164 | 137 | 20 | 20 |
| <hr/> | | | | | | | | | | | | |
| TOTALS | RPI 1-25 | RPI 26-50 | | W-L RECORDS | | RPI 51-100 | | RPI 101-150 | | RPI 150+ | | |
| 9-3-5 | 0-0-0 | 0-0-0 | | OVERALL | | 0-1-0 | | 0-1-1 | | 9-1-4 | | |
| 4-2-1 | 0-0-0 | 0-0-0 | | HOME | | 0-0-0 | | 0-1-0 | | 4-1-1 | | |
| 5-1-4 | 0-0-0 | 0-0-0 | | AWAY | | 0-1-0 | | 0-0-1 | | 5-0-3 | | |
| 0-0-0 | 0-0-0 | 0-0-0 | | NEUTRAL | | 0-0-0 | | 0-0-0 | | 0-0-0 | | |
| <hr/> | | | | | | | | | | | | |
| 4-2-3 | 0-0-0 | 0-0-0 | | NON-CONFERENCE | | 0-1-0 | | 0-0-1 | | 4-1-2 | | |
| 1-1-1 | 0-0-0 | 0-0-0 | | HOME | | 0-0-0 | | 0-0-0 | | 1-1-1 | | |
| 3-1-2 | 0-0-0 | 0-0- | | AWAY | | 0-1-0 | | 0-0-1 | | 3-0-1 | | |
| 0-0-0 | 0-0-0 | 0-0-0 | | NEUTRAL | | 0-0-0 | | 0-0-0 | | 0-0-0 | | |
| <hr/> | | | | | | | | | | | | |
| 5-1-2 | 0-0-0 | 0-0-0 | | CONFERENCE | | 0-0-0 | | 0-1-0 | | 5-0-2 | | |
| 3-1-0 | 0-0-0 | 0-0-0 | | HOME | | 0-0-0 | | 0-1-0 | | 3-0-0 | | |
| 2-0-2 | 0-0-0 | 0-0-0 | | AWAY | | 0-0-0 | | 0-0-0 | | 2-0-2 | | |
| 0-0-0 | 0-0-0 | 0-0-0 | | NEUTRAL | | 0-0-0 | | 0-0-0 | | 0-0-0 | | |
| <hr/> | | | | | | | | | | | | |
| RPI | S | Opponent | Score | RPI | S | Opponent | Score | RPI | S | Opponent | Score | |
| | | | | | | | | 83 | A | Fairfield | 1 | 3 |
| | | | | | | | | | | | | |
| | | | | | | | | | | | | |
| | | | | | | | | | | | | |
| | | | | | | | | | | | | |
| | | | | | | | | | | | | |
| | | | | | | | | | | | | |
| | | | | | | | | | | | | |
| | | | | | | | | | | | | |
| | | | | | | | | | | | | |
| | | | | | | | | | | | | |
| | | | | | | | | | | | | |
| | | | | | | | | | | | | |
| | | | | | | | | | | | | |
| | | | | | | | | | | | | |
| | | | | | | | | | | | | |
| | | | | | | | | | | | | |
| | | | | | | | | | | | | |
| | | | | | | | | | | | | |
| | | | | | | | | | | | | |
| | | | | | | | | | | | | |
| | | | | | | | | | | | | |
| | | | | | | | | | | | | |
| | | | | | | | | | | | | |
| | | | | | | | | | | | | |
| | | | | | | | | | | | | |
| | | | | | | | | | | | | |
| | | | | | | | | | | | | |
| | | | | | | | | | | | | |
| | | | | | | | | | | | | |
| | | | | | | | | | | | | |
| | | | | | | | | | | | | |
| | | | | | | | | | | | | |
| | | | | | | | | | | | | |
| | | | | | | | | | | | | |
| | | | | | | | | | | | | |
| | | | | | | | | | | | | |
| | | | | | | | | | | | | |
| | | | | | | | | | | | | |
| | | | | | | | | | | | | |
| | | | | | | | | | | | | |
| | | | | | | | | | | | | |
| | | | | | | | | | | | | |
| | | | | | | | | | | | | |
| | | | | | | | | | | | | |
| | | | | | | | | | | | | |
| | | | | | | | | | | | | |
| | | | | | | | | | | | | |
| | | | | | | | | | | | | |
| | | | | | | | | | | | | |
| | | | | | | | | | | | | |
| | | | | | | | | | | | | |
| | | | | | | | | | | | | |
| | | | | | | | | | | | | |
| | | | | | | | | | | | | |
| | | | | | | | | | | | | |
| | | | | | | | | | | | | |
| | | | | | | | | | | | | |
| | | | | | | | | | | | | |
| | | | | | | | | | | | | |
| | | | | | | | | | | | | |
| | | | | | | | | | | | | |
| | | | | | | | | | | | | |
| | | | | | | | | | | | | |
| | | | | | | | | | | | | |
| | | | | | | | | | | | | |
| | | | | | | | | | | | | |
| | | | | | | | | | | | | |
| | | | | | | | | | | | | |
| | | | | | | | | | | | | |
| | | | | | | | | | | | | |
| | | | | | | | | | | | | |
| | | | | | | | | | | | | |
| | | | | | | | | | | | | |
| | | | | | | | | | | | | |
| | | | | | | | | | | | | |
| | | | | | | | | | | | | |
| | | | | | | | | | | | | |
| | | | | | | | | | | | | |
| | | | | | | | | | | | | |
| | | | | | | | | | | | | |
| | | | | | | | | | | | | |
| | | | | | | | | | | | | |
| | | | | | | | | | | | | |
| | | | | | | | | | | | | |
| | | | | | | | | | | | | |
| | | | | | | | | | | | | |
| | | | | | | | | | | | | |
| | | | | | | | | | | | | |
| | | | | | | | | | | | | |
| | | | | | | | | | | | | |
| | | | | | | | | | | | | |
| | | | | | | | | | | | | |
| | | | | | | | | | | | | |
| | | | | | | | | | | | | |
| | | | | | | | | | | | | |
| | | | | | | | | | | | | |
| | | | | | | | | | | | | |
| | | | | | | | | | | | | |
| | | | | | | | | | | | | |
| | | | | | | | | | | | | |
| | | | | | | | | | | | | |
| | | | | | | | | | | | | |
| | | | | | | | | | | | | |
| | | | | | | | | | | | | |
| | | | | | | | | | | | | |
| | | | | | | | | | | | | |
| | | | | | | | | | | | | |
| | | | | | | | | | | | | |
| | | | | | | | | | | | | |
| | | | | | | | | | | | | |
| | | | | | | | | | | | | |
| | | | | | | | | | | | | |
| | | | | | | | | | | | | |
| | | | | | | | | | | | | |
| | | | | | | | | | | | | |
| | | | | | | | | | | | | |
| | | | | | | | | | | | | |
| | | | | | | | | | | | | |
| | | | | | | | | | | | | |
| | | | | | | | | | | | | |
| | | | | | | | | | | | | |
| | | | | | | | | | | | | |
| | | | | | | | | | | | | |
| | | | | | | | | | | | | |
| | | | | | | | | | | | | |
| | | | | | | | | | | | | |
| | | | | | | | | | | | | |
| | | | | | | | | | | | | |
| | | | | | | | | | | | | |
| | | | | | | | | | | | | |
| | | | | | | | | | | | | |
| | | | | | | | | | | | | |
| | | | | | | | | | | | | |
| | | | | | | | | | | | | |
| | | | | | | | | | | | | |
| | | | | | | | | | | | | |
| | | | | | | | | | | | | |
| | | | | | | | | | | | | |
| | | | | | | | | | | | | |
| | | | | | | | | | | | | |
| | | | | | | | | | | | | |
| | | | | | | | | | | | | |
| | | | | | | | | | | | | |
| | | | | | | | | | | | | |
| | | | | | | | | | | | | |
| | | | | | | | | | | | | |
| | | | | | | | | | | | | |
| | | | | | | | | | | | | |
| | | | | | | | | | | | | |
| | | | | | | | | | | | | |
| | | | | | | | | | | | | |
| | | | | | | | | | | | | |
| | | | | | | | | | | | | |
| | | | | | | | | | | | | |
| | | | | | | | | | | | | |
| | | | | | | | | | | | | |
| | | | | | | | | | | | | |
| | | | | | | | | | | | | |
| | | | | | | | | | | | | |
| | | | | | | | | | | | | |
| | | | | | | | | | | | | |
| | | | | | | | | | | | | |
| | | | | | | | | | | | | |
| | | | | | | | | | | | | |
| | | | | | | | | | | | | |
| | | | | | | | | | | | | |
| | | | | | | | | | | | | |
| | | | | | | | | | | | | |
| | | | | | | | | | | | | |
| | | | | | | | | | | | | |
| | | | | | | | | | | | | |
| | | | | | | | | | | | | |
| | | | | | | | | | | | | |
| | | | | | | | | | | | | |
| | | | | | | | | | | | | |
| | | | | | | | | | | | | |
| | | | | | | | | | | | | |
| | | | | | | | | | | | | |
| | | | | | | | | | | | | |
| | | | | | | | | | | | | |
| | | | | | | | | | | | | |
| | | | | | | | | | | | | |
| | | | | | | | | | | | | |
| | | | | | | | | | | | | |
| | | | | | | | | | | | | |
| | | | | | | | | | | | | |
| | | | | | | | | | | | | |
| | | | | | | | | | | | | |
| | | | | | | | | | | | | |
| | | | | | | | | | | | | |
| | | | | | | | | | | | | |
| | | | | | | | | | | | | |
| | | | | | | | | | | | | |
| | | | | | | | | | | | | |
| | | | | | | | | | | | | |
| | | | | | | | | | | | | |
| | | | | | | | | | | | | |
| | | | | | | | | | | | | |
| | | | | | | | | | | | | |
| | | | | | | | | | | | | |
| | | | | | | | | | | | | |
| | | | | | | | | | | | | |
| | | | | | | | | | | | | |
| | | | | | | | | | | | | |
| | | | | | | | | | | | | |
| | | | | | | | | | | | | |
| | | | | | | | | | | | | |
| | | | | | | | | | | | | |
| | | | | | | | | | | | | |
| | | | | | | | | | | | | |
| | | | | | | | | | | | | |
| | | | | | | | | | | | | |
| | | | | | | | | | | | | |
| | | | | | | | | | | | | |
| | | | | | | | | | | | | |
| | | | | | | | | | | | | |
| | | | | | | | | | | | | |
| | | | | | | | | | | | | |
| | | | | | | | | | | | | |
| | | | | | | | | | | | | |
| | | | | | | | | | | | | |
| | | | | | | | | | | | | |
| | | | | | | | | | | | | |
| | | | | | | | | | | | | |
| | | | | | | | | | | | | |
| | | | | | | | | | | | | |
| | | | | | | | | | | | | |
| | | | | | | | | | | | | |
| | | | | | | | | | | | | |
| | | | | | | | | | | | | |
| | | | | | | | | | | | | |
| | | | | | | | | | | | | |
| | | | | | | | | | | | | |
| | | | | | | | | | | | | |
| | | | | | | | | | | | | |
| | | | | | | | | | | | | |
| | | | | | | | | | | | | |
| | | | | | | | | | | | | |
| | | | | | | | | | | | | |
| | | | | | | | | | | | | |
| | | | | | | | | | | | | |
| | | | | | | | | | | | | |
| | | | | | | | | | | | | |
| | | | | | | | | | | | | |
| | | | | | | | | | | | | |
| | | | | | | | | | | | | |
| | | | | | | | | | | | | |
| | | | | | | | | | | | | |
| | | | | | | | | | | | | |
| | | | | | | | | | | | | |
| | | | | | | | | | | | | |
| | | | | | | | | | | | | |
| | | | | | | | | | | | | |
| | | | | | | | | | | | | |
| | | | | | | | | | | | | |
| | | | | | | | | | | | | |
| | | | | | | | | | | | | |
| | | | | | | | | | | | | |
| | | | | | | | | | | | | |
| | | | | | | | | | | | | |
| | | | | | | | | | | | | |
| | | | | | | | | | | | | |
| | | | | | | | | | | | | |
| | | | | | | | | | | | | |
| | | | | | | | | | | | | |
| | | | | | | | | | | | | |
| | | | | | | | | | | | | |
| | | | | | | | | | | | | |
| | | | | | | | | | | | | |
| | | | | | | | | | | | | |
| | | | | | | | | | | | | |
| | | | | | | | | | | | | |
| | | | | | | | | | | | | |
| | | | | | | | | | | | | |
| | | | | | | | | | | | | |
| | | | | | | | | | | | | |
| | | | | | | | | | | | | |
| | | | | | | | | | | | | |
| | | | | | | | | | | | | |
| | | | | | | | | | | | | |
| | | | | | | | | | | | | |
| | | | | | | | | | | | | |
| | | | | | | | | | | | | |
| | | | | | | | | | | | | |
| | | | | | | | | | | | | |
| | | | | | | | | | | | | |
| | | | | | | | | | | | | |
| | | | | | | | | | | | | |
| | | | | | | | | | | | | |
| | | | | | | | | | | | | |
| | | | | | | | | | | | | |
| | | | | | | | | | | | | |
| | | | | | | | | | | | | |
| | | | | | | | | | | | | |
| | | | | | | | | | | | | |
| | | | | | | | | | | | | |
| | | | | | | | | | | | | |
| | | | | | | | | | | | | |
| | | | | | | | | | | | | |
| | | | | | | | | | | | | |
| | | | | | | | | | | | | |
| | | | | | | | | | | | | |
| | | | | | | | | | | | | |
| | | | | | | | | | | | | |
| | | | | | | | | | | | | |
| | | | | | | | | | | | | |
| | | | | | | | | | | | | |
| | | | | | | | | | | | | |
| | | | | | | | | | | | | |
| | | | | | | | | | | | | |
| | | | | | | | | | | | | |
| | | | | | | | | | | | | |
| | | | | | | | | | | | | |
| | | | | | | | | | | | | |
| | | | | | | | | | | | | |
| | | | | | | | | | | | | |
| | | | | | | | | | | | | |
| | | | | | | | | | | | | |
| | | | | | | | | | | | | |
| | | | | | | | | | | | | |
| | | | | | | | | | | | | |
| | | | | | | | | | | | | |
| | | | | | | | | | | | | |
| | | | | | | | | | | | | |
| | | | | | | | | | | | | |
| | | | | | | | | | | | | |
| | | | | | | | | | | | | |
| | | | | | | | | | | | | |
| | | | | | | | | | | | | |
| | | | | | | | | | | | | |
| | | | | | | | | | | | | |
| | | | | | | | | | | | | |
| | | | | | | | | | | | | |
| | | | | | | | | | | | | |
| | | | | | | | | | | | | |
| | | | | | | | | | | | | |
| | | | | | | | | | | | | |
| | | | | | | | | | | | | |
| | | | | | | | | | | | | |
| | | | | | | | | | | | | |
| | | | | | | | | | | | | |
| | | | | | | | | | | | | |
| | | | | | | | | | | | | |
| | | | | | | | | | | | | |
| | | | | | | | | | | | | |
| | | | | | | | | | | | | |
| | | | | | | | | | | | | |
| | | | | | | | | | | | | |
| | | | | | | | | | | | | |
| | | | | | | | | | | | | |
| | | | | | | | | | | | | |
| | | | | | | | | | | | | |
| | | | | | | | | | | | | |
| | | | | | | | | | | | | |
| | | | | | | | | | | | | |
| | | | | | | | | | | | | |
| | | | | | | | | | | | | |
| | | | | | | | | | | | | |
| | | | | | | | | | | | | |
| | | | | | | | | | | | | |
| | | | | | | | | | | | | |
| | | | | | | | | | | | | |
| | | | | | | | | | | | | |
| | | | | | | | | | | | | |
| | | | | | | | | | | | | |
| | | | | | | | | | | | | |
| | | | | | | | | | | | | |
| | | | | | | | | | | | | |
| | | | | | | | | | | | | |
| | | | | | | | | | | | | |
| | | | | | | | | | | | | |
| | | | | | | | | | | | | |
| | | | | | | | | | | | | |
| | | | | | | | | | | | | |
| | | | | | | | | | | | | |
| | | | | | | | | | | | | |
| | | | | | | | | | | | | |
| | | | | | | | | | | | | |
| | | | | | | | | | | | | |
| | | | | | | | | | | | | |
| | | | | | | | | | | | | |
| | | | | | | | | | | | | |
| | | | | | | | | | | | | |
| | | | | | | | | | | | | |
| | | | | | | | | | | | | |
| | | | | | | | | | | | | |
| | | | | | | | | | | | | |
| | | | | | | | | | | | | |
| | | | | | | | | | | | | |
| | | | | | | | | | | | | |
| | | | | | | | | | | | | |
| | | | | | | | | | | | | |
| | | | | | | | | | | | | |
| | | | | | | | | | | | | |
| | | | | | | | | | | | | |
| | | | | | | | | | | | | |
| | | | | | | | | | | | | |
| | | | | | | | | | | | | |
| | | | | | | | | | | | | |
| | | | | | | | | | | | | |
| | | | | | | | | | | | | |
| | | | | | | | | | | | | |
| | | | | | | | | | | | | |
| | | | | | | | | | | | | |
| | | | | | | | | | | | | |
| | | | | | | | | | | | | |
| | | | | | | | | | | | | |
| | | | | | | | | | | | | |
| | | | | | | | | | | | | |
| | | | | | | | | | | | | |
| | | | | | | | | | | | | |
| | | | | | | | | | | | | |
| | | | | | | | | | | | | |
| | | | | | | | | | | | | |
| | | | | | | | | | | | | |
| | | | | | | | | | | | | |
| | | | | | | | | | | | | |
| | | | | | | | | | | | | |
| | | | | | | | | | | | | |
| | | | | | | | | | | | | |
| | | | | | | | | | | | | |
| | | | | | | | | | | | | |
| | | | | | | | | | | | | |
| | | | | | | | | | | | | |
| | | | | | | | | | | | | |
| | | | | | | | | | | | | |
| | | | | | | | | | | | | |
| | | | | | | | | | | | | |
| | | | | | | | | | | | | |
| | | | | | | | | | | | | |
| | | | | | | | | | | | | |
| | | | | | | | | | | | | |
| | | | | | | | | | | | | |
| | | | | | | | | | | | | |
| | | | | | | | | | | | | |
| | | | | | | | | | | | | |
| | | | | | | | | | | | | |
| | | | | | | | | | | | | |
| | | | | | | | | | | | | |
| | | | | | | | | | | | | |
| | | | | | | | | | | | | |
| | | | | | | | | | | | | |
| | | | | | | | | | | | | |
| | | | | | | | | | | | | |
| | | | | | | | | | | | | |
| | | | | | | | | | | | | |
| | | | | | | | | | | | | |
| | | | | | | | | | | | | |
| | | | | | | | | | | | | |
| | | | | | | | | | | | | |
| | | | | | | | | | | | | |
| | | | | | | | | | | | | |
| | | | | | | | | | | | | |
| | | | | | | | | | | | | |
| | | | | | | | | | | | | |
| | | | | | | | | | | | | |
| | | | | | | | | | | | | |
| | | | | | | | | | | | | |
| | | | | | | | | | | | | |
| | | | | | | | | | | | | |
| | | | | | | | | | | | | |
| | | | | | | | | | | | | |
| | | | | | | | | | | | | |
| | | | | | | | | | | | | |
| | | | | | | | | | | | | |
| | | | | | | | | | | | | |
| | | | | | | | | | | | | |
| | | | | | | | | | | | | |
| | | | | | | | | | | | | |
| | | | | | | | | | | | | |
| | | | | | | | | | | | | |
| | | | | | | | | | | | | |
| | | | | | | | | | | | | |
| | | | | | | | | | | | | |
| | | | | | | | | | | | | |
| | | | | | | | | | | | | |
| | | | | | | | | | | | | |
| | | | | | | | | | | | | |
| | | | | | | | | | | | | |
| | | | | | | | | | | | | |
| | | | | | | | | | | | | |
| | | | | | | | | | | | | |
| | | | | | | | | | | | | |
| | | | | | | | | | | | | |
| | | | | | | | | | | | | |
| | | | | | | | | | | | | |
| | | | | | | | | | | | | |
| | | | | | | | | | | | | |
| | | | | | | | | | | | | |
| | | | | | | | | | | | | |
| | | | | | | | | | | | | |
| | | | | | | | | | | | | |
| | | | | | | | | | | | | |
| | | | | | | | | | | | | |
| | | | | | | | | | | | | |
| | | | | | | | | | | | | |
| | | | | | | | | | | | | |
| | | | | | | | | | | | | |
| | | | | | | | | | | | | |
| | | | | | | | | | | | | |
| | | | | | | | | | | | | |
| | | | | | | | | | | | | |
| | | | | | | | | | | | | |
| | | | | | | | | | | | | |
| | | | | | | | | | | | | |
| | | | | | | | | | | | | |
| | | | | | | | | | | | | |
| | | | | | | | | | | | | |
| | | | | | | | | | | | | |
| | | | | | | | | | | | | |
| | | | | | | | | | | | | |
| | | | | | | | | | | | | |
| | | | | | | | | | | | | |
| | | | | | | | | | | | | |
| | | | | | | | | | | | | |
| | | | | | | | | | | | | |
| | | | | | | | | | | | | |
| | | | | | | | | | | | | |
| | | | | | | | | | | | | |
| | | | | | | | | | | | | |
| | | | | | | | | | | | | |
| | | | | | | | | | | | | |
| | | | | | | | | | | | | |
| | | | | | | | | | | | | |
| | | | | | | | | | | | | |
| | | | | | | | | | | | | |
| | | | | | | | | | | | | |
| | | | | | | | | | | | | |
| | | | | | | | | | | | | |
| | | | | | | | | | | | | |
| | | | | | | | | | | | | |
| | | | | | | | | | | | | |
| | | | | | | | | | | | | |
| | | | | | | | | | | | | |
| | | | | | | | | | | | | |
| | | | | | | | | | | | | |
| | | | | | | | | | | | | |
| | | | | | | | | | | | | |
| | | | | | | | | | | | | |
| | | | | | | | | | | | | |
| | | | | | | | | | | | | |
| | | | | | | | | | | | | |
| | | | | | | | | | | | | |
| | | | | | | | | | | | | |
| | | | | | | | | | | | | |
| | | | | | | | | | | | | |
| | | | | | | | | | | | | |
| | | | | | | | | | | | | |
| | | | | | | | | | | | | |
| | | | | | | | | | | | | |
| | | | | | | | | | | | | |
| | | | | | | | | | | | | |
| | | | | | | | | | | | | |
| | | | | | | | | | | | | |
| | | | | | | | | | | | | |
| | | | | | | | | | | | | |
| | | | | | | | | | | | | |
| | | | | | | | | | | | | |
| | | | | | | | | | | | | |
| | | | | | | | | | | | | |
| | | | | | | | | | | | | |
| | | | | | | | | | | | | |
| | | | | | | | | | | | | |
| | | | | | | | | | | | | |
| | | | | | | | | | | | | |
| | | | | | | | | | | | | |
| | | | | | | | | | | | | |
| | | | | | | | | | | | | |
| | | | | | | | | | | | | |
| | | | | | | | | | | | | |
| | | | | | | | | | | | | |
| | | | | | | | | | | | | |
| | | | | | | | | | | | | |
| | | | | | | | | | | | | |
| | | | | | | | | | | | | |
| | | | | | | | | | | | | |
| | | | | | | | | | | | | |
| | | | | | | | | | | | | |
| | | | | | | | | | | | | |
| | | | | | | | | | | | | |
| | | | | | | | | | | | | |
| | | | | | | | | | | | | |
| | | | | | | | | | | | | |
| | | | | | | | | | | | | |
| | | | | | | | | | | | | |
| | | | | | | | | | | | | |
| | | | | | | | | | | | | |
| | | | | | | | | | | | | |
| | | | | | | | | | | | | |
| | | | | | | | | | | | | |
| | | | | | | | | | | | | |
| | | | | | | | | | | | | |
| | | | | | | | | | | | | |
| | | | | | | | | | | | | |
| | | | | | | | | | | | | |
| | | | | | | | | | | | | |
| | | | | | | | | | | | | |
| | | | | | | | | | | | | |
| | | | | | | | | | | | | |
| | | | | | | | | | | | | |
| | | | | | | | | | | | | |
| | | | | | | | | | | | | |
| | | | | | | | | | | | | |
| | | | | | | | | | | | | |
| | | | | | | | | | | | | |
| | | | | | | | | | | | | |
| | | | | | | | | | | | | |
| | | | | | | | | | | | | |
| | | | | | | | | | | | | |
| | | | | | | | | | | | | |
| | | | | | | | | | | | | |
| | | | | | | | | | | | | |
| | | | | | | | | | | | | |
| | | | | | | | | | | | | |
| | | | | | | | | | | | | |
| | | | | | | | | | | | | |
| | | | | | | | | | | | | |
| | | | | | | | | | | | | |
| | | | | | | | | | | | | |
| | | | | | | | | | | | | |
| | | | | | | | | | | | | |
| | | | | | | | | | | | | |
| | | | | | | | | | | | | |
| | | | | | | | | | | | | |
| | | | | | | | | | | | | |
| | | | | | | | | | | | | |
| | | | | | | | | | | | | |
| | | | | | | | | | | | | |
| | | | | | | | | | | | | |
| | | | | | | | | | | | | |
| | | | | | | | | | | | | |
| | | | | | | | | | | | | |
| | | | | | | | | | | | | |
| | | | | | | | | | | | | |
| | | | | | | | | | | | | |
| | | | | | | | | | | | | |
| | | | | | | | | | | | | |
| | | | | | | | | | | | | |
| | | | | | | | | | | | | |
| | | | | | | | | | | | | |
| | | | | | | | | | | | | |
| | | | | | | | | | | | | |
| | | | | | | | | | | | | |
| | | | | | | | | | | | | |
| | | | | | | | | | | | | |
| | | | | | | | | | | | | |
| | | | | | | | | | | | | |
| | | | | | | | | | | | | |
| | | | | | | | | | | | | |
| | | | | | | | | | | | | |
| | | | | | | | | | | | | |
| | | | | | | | | | | | | |
| | | | | | | | | | | | | |
| | | | | | | | | | | | | |
| | | | | | | | | | | | | |
| | | | | | | | | | | | | |
| | | | | | | | | | | | | |
| | | | | | | | | | | | | |
| | | | | | | | | | | | | |
| | | | | | | | | | | | | |
| | | | | | | | | | | | | |
| | | | | | | | | | | | | |
| | | | | | | | | | | | | |
| | | | | | | | | | | | | |
| | | | | | | | | | | | | |
| | | | | | | | | | | | | |
| | | | | | | | | | | | | |
| | | | | | | | | | | | | |
| | | | | | | | | | | | | |
| | | | | | | | | | | | | |
| | | | | | | | | | | | | |
| | | | | | | | | | | | | |
| | | | | | | | | | | | | |
| | | | | | | | | | | | | |
| | | | | | | | | | | | | |
| | | | | | | | | | | | | |
| | | | | | | | | | | | | |
| | | | | | | | | | | | | |
| | | | | | | | | | | | | |
| | | | | | | | | | | | | |
| | | | | | | | | | | | | |
| | | | | | | | | | | | | |
| | | | | | | | | | | | | |
| | | | | | | | | | | | | |
| | | | | | | | | | | | | |
| | | | | | | | | | | | | |
| | | | | | | | | | | | | |
| | | | | | | | | | | | | |
| | | | | | | | | | | | | |
| | | | | | | | | | | | | |
| | | | | | | | | | | | | |
| | | | | | | | | | | | | |
| | | | | | | | | | | | | |
| | | | | | | | | | | | | |
| | | | | | | | | | | | | |
| | | | | | | | | | | | | |
| | | | | | | | | | | | | |
| | | | | | | | | | | | | |
| | | | | | | | | | | | | |
| | | | | | | | | | | | | |
| | | | | | | | | | | | | |
| | | | | | | | | | | | | |
| | | | | | | | | | | | | |
| | | | | | | | | | | | | |
| | | | | | | | | | | | | |
| | | | | | | | | | | | | |
| | | | | | | | | | | | | |
| | | | | | | | | | | | | |
| | | | | | | | | | | | | |
| | | | | | | | | | | | | |
| | | | | | | | | | | | | |
| | | | | | | | | | | | | |
| | | | | | | | | | | | | |
| | | | | | | | | | | | | |
| | | | | | | | | | | | | |
| | | | | | | | | | | | | |
| | | | | | | | | | | | | |
| | | | | | | | | | | | | |
| | | | | | | | | | | | | |
| | | | | | | | | | | | | |
| | | | | | | | | | | | | |
| | | | | | | | | | | | | |
| | | | | | | | | | | | | |
| | | | | | | | | | | | | |
| | | | | | | | | | | | | |
| | | | | | | | | | | | | |
| | | | | | | | | | | | | |
| | | | | | | | | | | | | |
| | | | | | | | | | | | | |
| | | | | | | | | | | | | |
| | | | | | | | | | | | | |
| | | | | | | | | | | | | |
| | | | | | | | | | | | | |
| | | | | | | | | | | | | |
| | | | | | | | | | | | | |
| | | | | | | | | | | | | |
| | | | | | | | | | | | | |
| | | | | | | | | | | | | |
| | | | | | | | | | | | | |
| | | | | | | | | | | | | |
| | | | | | | | | | | | | |
| | | | | | | | | | | | | |
| | | | | | | | | | | | | |
| | | | | | | | | | | | | |
| | | | | | | | | | | | | |
| | | | | | | | | | | | | |
| | | | | | | | | | | | | |
| | | | | | | | | | | | | |
| | | | | | | | | | | | | |
| | | | | | | | | | | | | |
| | | | | | | | | | | | | |
| | | | | | | | | | | | | |
| | | | | | | | | | | | | |
| | | | | | | | | | | | | |
| | | | | | | | | | | | | |
| | | | | | | | | | | | | |
| | | | | | | | | | | | | |
| | | | | | | | | | | | | |
| | | | | | | | | | | | | |
| | | | | | | | | | | | | |
| | | | | | | | | | | | | |
| | | | | | | | | | | | | |
| | | | | | | | | | | | | |
| | | | | | | | | | | | | |
| | | | | | | | | | | | | |
| | | | | | | | | | | | | |
| | | | | | | | | | | | | |
| | | | | | | | | | | | | |
| | | | | | | | | | | | | |
| | | | | | | | | | | | | |
| | | | | | | | | | | | | |
| | | | | | | | | | | | | |
| | | | | | | | | | | | | |
| | | | | | | | | | | | | |
| | | | | | | | | | | | | |
| | | | | | | | | | | | | |
| | | | | | | | | | | | | |
| | | | | | | | | | | | | |
| | | | | | | | | | | | | |
| | | | | | | | | | | | | |
| | | | | | | | | | | | | |
| | | | | | | | | | | | | |
| | | | | | | | | | | | | |
| | | | | | | | | | | | | |
| | | | | | | | | | | | | |
| | | | | | | | | | | | | |
| | | | | | | | | | | | | |
| | | | | | | | | | | | | |
| | | | | | | | | | | | | |
| | | | | | | | | | | | | |
| | | | | | | | | | | | | |
| | | | | | | | | | | | | |
| | | | | | | | | | | | | |
| | | | | | | | | | | | | |
| | | | | | | | | | | | | |
| | | | | | | | | | | | | |
| | | | | | | | | | | | | |
| | | | | | | | | | | | | |
| | | | | | | | | | | | | |
| | | | | | | | | | | | | |
| | | | | | | | | | | | | |
| | | | | | | | | | | | | |
| | | | | | | | | | | | | |
| | | | | | | | | | | | | |
| | | | | | | | | | | | | |
| | | | | | | | | | | | | |
| | | | | | | | | | | | | |
| | | | | | | | | | | | | |
| | | | | | | | | | | | | |
| | | | | | | | | | | | | |
| | | | | | | | | | | | | |
| | | | | | | | | | | | | |
| | | | | | | | | | | | | |
| | | | | | | | | | | | | |
| | | | | | | | | | | | | |
| | | | | | | | | | | | | |
| | | | | | | | | | | | | |
| | | | | | | | | | | | | |
| | | | | | | | | | | | | |
| | | | | | | | | | | | | |
| | | | | | | | | | | | | |
| | | | | | | | | | | | | |
| | | | | | | | | | | | | |
| | | | | | | | | | | | | |
| | | | | | | | | | | | | |
| | | | | | | | | | | | | |
| | | | | | | | | | | | | |
| | | | | | | | | | | | | |
| | | | | | | | | | | | | |
| | | | | | | | | | | | | |
| | | | | | | | | | | | | |
| | | | | | | | | | | | | |
| | | | | | | | | | | | | |
| | | | | | | | | | | | | |
| | | | | | | | | | | | | |
| | | | | | | | | | | | | |
| | | | | | | | | | | | | |
| | | | | | | | | | | | | |
| | | | | | | | | | | | | |
| | | | | | | | | | | | | |
| | | | | | | | | | | | | |
| | | | | | | | | | | | | |
| | | | | | | | | | | | | |
| | | | | | | | | | | | | |
| | | | | | | | | | | | | |
| | | | | | | | | | | | | |
| | | | | | | | | | | | | |
| | | | | | | | | | | | | |
| | | | | | | | | | | | | |
| | | | | | | | | | | | | |
| | | | | | | | | | | | | |
| | | | | | | | | | | | | |
| | | | | | | | | | | | | |
| | | | | | | | | | | | | |
| | | | | | | | | | | | | |
| | | | | | | | | | | | | |
| | | | | | | | | | | | | |
| | | | | | | | | | | | | |
| | | | | | | | | | | | | |
| | | | | | | | | | | | | |
| | | | | | | | | | | | | |
| | | | | | | | | | | | | |
| | | | | | | | | | | | | |
| | | | | | | | | | | | | |
| | | | | | | | | | | | | |
| | | | | | | | | | | | | |
| | | | | | | | | | | | | |
| | | | | | | | | | | | | |
| | | | | | | | | | | | | |
| | | | | | | | | | | | | |
| | | | | | | | | | | | | |
| | | | | | | | | | | | | |
| | | | | | | | | | | | | |
| | | | | | | | | | | | | |
| | | | | | | | | | | | | |
| | | | | | | | | | | | | |
| | | | | | | | | | | | | |
| | | | | | | | | | | | | |
| | | | | | | | | | | | | |
| | | | | | | | | | | | | |
| | | | | | | | | | | | | |
| | | | | | | | | | | | | |
| | | | | | | | | | | | | |
| | | | | | | | | | | | | |
| | | | | | | | | | | | | |
| | | | | | | | | | | | | |
| | | | | | | | | | | | | |
| | | | | | | | | | | | | |
| | | | | | | | | | | | | |
| | | | | | | | | | | | | |
| | | | | | | | | | | | | |
| | | | | | | | | | | | | |
| | | | | | | | | | | | | |
| | | | | | | | | | | | | |
| | | | | | | | | | | | | |
| | | | | | | | | | | | | |
| | | | | | | | | | | | | |
| | | | | | | | | | | | | |
| | | | | | | | | | | | | |
| | | | | | | | | | | | | |
| | | | | | | | | | | | | |
| | | | | | | | | | | | | |
| | | | | | | | | | | | | |
| | | | | | | | | | | | | |
| | | | | | | | | | | | | |
| | | | | | | | | | | | | |
| | | | | | | | | | | | | |
| | | | | | | | | | | | | |
| | | | | | | | | | | | | |
| | | | | | | | | | | | | |
| | | | | | | | | | | | | |
| | | | | | | | | | | | | |
| | | | | | | | | | | | | |
| | | | | | | | | | | | | |
| | | | | | | | | | | | | |
| | | | | | | | | | | | | |
| | | | | | | | | | | | | |
| | | | | | | | | | | | | |
| | | | | | | | | | | | | |
| | | | | | | | | | | | | |
| | | | | | | | | | | | | |
| | | | | | | | | | | | | |
| | | | | | | | | | | | | |
| | | | | | | | | | | | | |
| | | | | | | | | | | | | |
| | | | | | | | | | | | | |
| | | | | | | | | | | | | |
| | | | | | | | | | | | | |
| | | | | | | | | | | | | |
| | | | | | | | | | | | | |
| | | | | | | | | | | | | |
| | | | | | | | | | | | | |
| | | | | | | | | | | | | |
| | | | | | | | | | | | | |
| | | | | | | | | | | | | |
| | | | | | | | | | | | | |
| | | | | | | | | | | | | |
| | | | | | | | | | | | | |
| | | | | | | | | | | | | |
| | | | | | | | | | | | | |
| | | | | | | | | | | | | |
| | | | | | | | | | | | | |
| | | | | | | | | | | | | |
| | | | | | | | | | | | | |
| | | | | | | | | | | | | |
| | | | | | | | | | | | | |
| | | | | | | | | | | | | |
| | | | | | | | | | | | | |
| | | | | | | | | | | | | |
| | | | | | | | | | | | | |
| | | | | | | | | | | | | |
| | | | | | | | | | | | | |
| | | | | | | | | | | | | |
| | | | | | | | | | | | | |
| | | | | | | | | | | | | |
| | | | | | | | | | | | | |
| | | | | | | | | | | | | |
| | | | | | | | | | | | | |
| | | | | | | | | | | | | |
| | | | | | | | | | | | | |
| | | | | | | | | | | | | |
| | | | | | | | | | | | | |
| | | | | | | | | | | | | |
| | | | | | | | | | | | | |
| | | | | | | | | | | | | |
| | | | | | | | | | | | | |
| | | | | | | | | | | | | |
| | | | | | | | | | | | | |
| | | | | | | | | | | | | |
| | | | | | | | | | | | | |
| | | | | | | | | | | | | |
| | | | | | | | | | | | | |
| | | | | | | | | | | | | |
| | | | | | | | | | | | | |
| | | | | | | | | | | | | |
| | | | | | | | | | | | | |
| | | | | | | | | | | | | |
| | | | | | | | | | | | | |
| | | | | | | | | | | | | |
| | | | | | | | | | | | | |
| | | | | | | | | | | | | |
| | | | | | | | | | | | | |
| | | | | | | | | | | | | |
| | | | | | | | | | | | | |
| | | | | | | | | | | | | |
| | | | | | | | | | | | | |
| | | | | | | | | | | | | |
| | | | | | | | | | | | | |
| | | | | | | | | | | | | |
| | | | | | | | | | | | | |
| | | | | | | | | | | | | |
| | | | | | | | | | | | | |
| | | | | | | | | | | | | |
| | | | | | | | | | | | | |
| | | | | | | | | | | | | |
| | | | | | | | | | | | | |
| | | | | | | | | | | | | |
| | | | | | | | | | | | | |
| | | | | | | | | | | | | |
| | | | | | | | | | | | | |
| | | | | | | | | | | | | |
| | | | | | | | | | | | | |
| | | | | | | | | | | | | |
| | | | | | | | | | | | | |
| | | | | | | | | | | | | |
| | | | | | | | | | | | | |
| | | | | | | | | | | | | |
| | | | | | | | | | | | | |
| | | | | | | | | | | | | |
| | | | | | | | | | | | | |
| | | | | | | | | | | | | |
| | | | | | | | | | | | | |
| | | | | | | | | | | | | |
| | | | | | | | | | | | | |
| | | | | | | | | | | | | |
| | | | | | | | | | | | | |
| | | | | | | | | | | | | |
| | | | | | | | | | | | | |
| | | | | | | | | | | | | |
| | | | | | | | | | | | | |
| | | | | | | | | | | | | |
| | | | | | | | | | | | | |
| | | | | | | | | | | | | |
| | | | | | | | | | | | | |
| | | | | | | | | | | | | |
| | | | | | | | | | | | | |
| | | | | | | | | | | | | |
| | | | | | | | | | | | | |
| | | | | | | | | | | | | |
| | | | | | | | | | | | | |
| | | | | | | | | | | | | |
| | | | | | | | | | | | | |
| | | | | | | | | | | | | |
| | | | | | | | | | | | | |
| | | | | | | | | | | | | |
| | | | | | | | | | | | | |
| | | | | | | | | | | | | |
| | | | | | | | | | | | | |
| | | | | | | | | | | | | |
| | | | | | | | | | | | | |
| | | | | | | | | | | | | |
| | | | | | | | | | | | | |
| | | | | | | | | | | | | |
| | | | | | | | | | | | | |
| | | | | | | | | | | | | |
| | | | | | | | | | | | | |
| | | | | | | | | | | | | |
| | | | | | | | | | | | | |
| | | | | | | | | | | | | |
| | | | | | | | | | | | | |
| | | | | | | | | | | | | |
| | | | | | | | | | | | | |
| | | | | | | | | | | | | |
| | | | | | | | | | | | | |
| | | | | | | | | | | | | |
| | | | | | | | | | | | | |
| | | | | | | | | | | | | |
| | | | | | | | | | | | | |
| | | | | | | | | | | | | |
| | | | | | | | | | | | | |

Non-Div. I Games:

Hartford

| Average RPI Win: 195 | | WON-LOST RECORD | | WINNING PCT. RANK | | LAST 10 GAMES | | STRENGTH OF SCHEDULE | | OPP. STRENGTH OF SCHEDULE | | TEAM RPI | | ADJ RPI | | CONF. RPI | | ADJ CONF. RPI | |
|----------------------|----------|-----------------|---|-------------------|---------------|----------------|---|----------------------|---------------|---------------------------|---|----------|----------------|------------|---|-----------|--|---------------|--|
| DIV. I ONLY | | 9-8-1 | | .52778 150 | | 7-3-0 | | 95 | | 206 | | 120 | | .51972 123 | | 17 | | 17 | |
| DIV. I NON-CONF. | | 2-5-1 | | .3125 267 | | 0-0-0 | | 58 | | 233 | | 206 | | .47823 208 | | 15 | | 15 | |
| TOTALS | | RPI 1-25 | | RPI 26-50 | | W-L RECORDS | | RPI 51-100 | | RPI 101-150 | | RPI 150+ | | | | | | | |
| 9-8-1 | | 0-1-0 | | 0-1-0 | | OVERALL | | 1-0-0 | | 2-2-0 | | 6-4-1 | | | | | | | |
| 5-0-0 | | 0-0-0 | | 0-0-0 | | HOME | | 1-0-0 | | 2-0-0 | | 2-0-0 | | | | | | | |
| 4-8-1 | | 0-1-0 | | 0-1-0 | | AWAY | | 0-0-0 | | 0-2-0 | | 4-4-1 | | | | | | | |
| 0-0-0 | | 0-0-0 | | 0-0-0 | | NEUTRAL | | 0-0-0 | | 0-0-0 | | 0-0-0 | | | | | | | |
| 2-5-1 | | 0-1-0 | | 0-0-0 | | NON-CONFERENCE | | 0-0-0 | | 1-1-0 | | 1-3-1 | | | | | | | |
| 1-0-0 | | 0-0-0 | | 0-0-0 | | HOME | | 0-0-0 | | 1-0-0 | | 0-0-0 | | | | | | | |
| 1-5-1 | | 0-1-0 | | 0-0- | | AWAY | | 0-0-0 | | 0-1-0 | | 1-3-1 | | | | | | | |
| 0-0-0 | | 0-0-0 | | 0-0-0 | | NEUTRAL | | 0-0-0 | | 0-0-0 | | 0-0-0 | | | | | | | |
| 7-3-0 | | 0-0-0 | | 0-1-0 | | CONFERENCE | | 1-0-0 | | 1-1-0 | | 5-1-0 | | | | | | | |
| 4-0-0 | | 0-0-0 | | 0-0-0 | | HOME | | 1-0-0 | | 1-0-0 | | 2-0-0 | | | | | | | |
| 3-3-0 | | 0-0-0 | | 0-1-0 | | AWAY | | 0-0-0 | | 0-1-0 | | 3-1-0 | | | | | | | |
| 0-0-0 | | 0-0-0 | | 0-0-0 | | NEUTRAL | | 0-0-0 | | 0-0-0 | | 0-0-0 | | | | | | | |
| RPI S | Opponent | Score | | RPI S | Opponent | Score | | RPI S | Opponent | Score | | RPI S | Opponent | Score | | | | | |
| 17 A | Kansas | 1 | 3 | 45 A | San Diego St. | 2 | 5 | 94 H | Colorado Col. | 3 | 2 | 102 A | Utah Valley | 0 | 3 | | | | |
| | | | | | | | | | | | | 107 H | Montana | 1 | 0 | | | | |
| | | | | | | | | | | | | 136 A | Utah St. | 0 | 2 | | | | |
| | | | | | | | | | | | | 137 H | UNLV | 3 | 0 | | | | |
| | | | | | | | | | | | | 172 A | Boise St. | 1 | 0 | | | | |
| | | | | | | | | | | | | 182 A | Morehead St. | 1 | 2 | | | | |
| | | | | | | | | | | | | 187 A | New Mexico | 1 | 2 | | | | |
| | | | | | | | | | | | | 204 A | Northern Colo. | 0 | 0 | | | | |
| | | | | | | | | | | | | 209 A | Idaho St. | 2 | 3 | | | | |
| | | | | | | | | | | | | 218 A | San Jose St. | 2 | 0 | | | | |
| | | | | | | | | | | | | 223 H | Air Force | 5 | 2 | | | | |
| | | | | | | | | | | | | 260 H | Nevada | 4 | 0 | | | | |
| | | | | | | | | | | | | 261 A | South Dakota | 2 | 1 | | | | |
| | | | | | | | | | | | | 265 A | Weber St. | 1 | 2 | | | | |
| | | | | | | | | | | | | 279 A | Fresno St. | 2 | 0 | | | | |
| | | | | LAST 10 GAMES | | | | | | | | | | | | | | | |
| | | | | 187 A | New Mexico | 1 | 2 | 94 H | Colorado Col. | 3 | 2 | | | | | | | | |
| | | | | 45 A | San Diego St. | 2 | 5 | 172 A | Boise St. | 1 | 0 | | | | | | | | |
| | | | | 218 A | San Jose St. | 2 | 0 | 136 A | Utah St. | 0 | 2 | | | | | | | | |
| | | | | 279 A | Fresno St. | 2 | 0 | 137 H | UNLV | 3 | 0 | | | | | | | | |
| | | | | 223 H | Air Force | 5 | 2 | 260 H | Nevada | 4 | 0 | | | | | | | | |

Non-Div. I Games:

Wyoming

Seattle

Seattle

| Average RPI Win: | | 219 | WON-LOST RECORD | | WINNING PCT. RANK | | LAST 10 GAMES | | STRENGTH OF SCHEDULE | | OPP. STRENGTH OF SCHEDULE | | TEAM RPI | | ADJ RPI | | CONF. RPI | | ADJ CONF. RPI | |
|------------------|---|------------|-----------------|-----------|-------------------|----------------|---------------|----------------|----------------------|-------------|---------------------------|----------|----------|----------------|------------|-------|-----------|--|---------------|--|
| DIV. I ONLY | | | 8-5-4 | | .58824 107 | | 5-3-2 | | 186 | | 135 | | 126 | | .51832 125 | | 22 | | 22 | |
| DIV. I NON-CONF. | | | 3-3-2 | | .5 153 | | 0-1-0 | | 109 | | 38 | | 115 | | .5289 113 | | 22 | | 21 | |
| TOTALS | | RPI 1-25 | | RPI 26-50 | | W-L RECORDS | | RPI 51-100 | | RPI 101-150 | | RPI 150+ | | | | | | | | |
| 8-5-4 | | 0-2-0 | | 0-0-0 | | OVERALL | | 1-0-0 | | 1-1-2 | | 6-2-2 | | | | | | | | |
| 5-2-1 | | 0-0-0 | | 0-0-0 | | HOME | | 1-0-0 | | 1-1-0 | | 3-1-1 | | | | | | | | |
| 3-2-3 | | 0-1-0 | | 0-0-0 | | AWAY | | 0-0-0 | | 0-0-2 | | 3-1-1 | | | | | | | | |
| 0-1-0 | | 0-1-0 | | 0-0-0 | | NEUTRAL | | 0-0-0 | | 0-0-0 | | 0-0-0 | | | | | | | | |
| 3-3-2 | | 0-2-0 | | 0-0-0 | | NON-CONFERENCE | | 1-0-0 | | 1-0-1 | | 1-1-1 | | | | | | | | |
| 2-1-1 | | 0-0-0 | | 0-0-0 | | HOME | | 1-0-0 | | 1-0-0 | | 0-1-1 | | | | | | | | |
| 1-1-1 | | 0-1-0 | | 0-0- | | AWAY | | 0-0-0 | | 0-0-1 | | 1-0-0 | | | | | | | | |
| 0-1-0 | | 0-1-0 | | 0-0-0 | | NEUTRAL | | 0-0-0 | | 0-0-0 | | 0-0-0 | | | | | | | | |
| 5-2-2 | | 0-0-0 | | 0-0-0 | | CONFERENCE | | 0-0-0 | | 0-1-1 | | 5-1-1 | | | | | | | | |
| 3-1-0 | | 0-0-0 | | 0-0-0 | | HOME | | 0-0-0 | | 0-1-0 | | 3-0-0 | | | | | | | | |
| 2-1-2 | | 0-0-0 | | 0-0-0 | | AWAY | | 0-0-0 | | 0-0-1 | | 2-1-1 | | | | | | | | |
| 0-0-0 | | 0-0-0 | | 0-0-0 | | NEUTRAL | | 0-0-0 | | 0-0-0 | | 0-0-0 | | | | | | | | |
| RPI | S | Opponent | | Score | | RPI | S | Opponent | | Score | | RPI | S | Opponent | | Score | | | | |
| 10 | A | Texas Tech | | 0 | 1 | | | | | | | 63 | H | Oregon | | 1 | 0 | | | |
| 19 | N | California | | 0 | 5 | | | | | | | 102 | H | Utah Valley | | 1 | 0 | | | |
| | | | | | | | | | | | | 107 | H | Montana | | 0 | 1 | | | |
| | | | | | | | | | | | | 129 | A | Northern Ariz. | | 1 | 1 | | | |
| | | | | | | | | | | | | 135 | A | San Francisco | | 1 | 1 | | | |
| | | | | | | | | | | | | 172 | H | Boise St. | | 1 | 1 | | | |
| | | | | | | | | | | | | 204 | A | Northern Colo. | | 1 | 1 | | | |
| | | | | | | | | | | | | 209 | A | Idaho St. | | 1 | 0 | | | |
| | | | | | | | | | | | | 210 | A | Southern Utah | | 0 | 2 | | | |
| | | | | | | | | | | | | 218 | H | San Jose St. | | 0 | 1 | | | |
| | | | | | | | | | | | | 252 | H | Eastern Wash. | | 3 | 1 | | | |
| | | | | | | | | | | | | 263 | H | Idaho | | 3 | 1 | | | |
| | | | | | | | | | | | | 265 | H | Weber St. | | 1 | 0 | | | |
| | | | | | | | | | | | | 272 | A | Colorado St. | | 3 | 0 | | | |
| | | | | | | | | | | | | 323 | A | North Dakota | | 1 | 0 | | | |
| LAST 10 GAMES | | | | | | | | | | | | | | | | | | | | |
| | | | | | | 263 | H | Idaho | | 3 | 1 | 107 | H | Montana | | 0 | 1 | | | |
| | | | | | | 323 | A | North Dakota | | 1 | 0 | 252 | H | Eastern Wash. | | 3 | 1 | | | |
| | | | | | | 204 | A | Northern Colo. | | 1 | 1 | 210 | A | Southern Utah | | 0 | 2 | | | |
| | | | | | | 265 | H | Weber St. | | 1 | 0 | 129 | A | Northern Ariz. | | 1 | 1 | | | |
| | | | | | | 209 | A | Idaho St. | | 1 | 0 | 218 | H | San Jose St. | | 0 | 1 | | | |

Non-Div. I Games:

Portland St.

| Average RPI Win: 186 | | WON-LOST RECORD | | WINNING PCT. RANK | | LAST 10 GAMES | | STRENGTH OF SCHEDULE | | OPP. STRENGTH OF SCHEDULE | | TEAM RPI | | ADJ RPI | | CONF. RPI | | ADJ CONF. RPI | |
|----------------------|---|------------------|--|-------------------|---|----------------|---|----------------------|--|---------------------------|---|----------|---|------------------|--|-----------|---|---------------|--|
| DIV. I ONLY | | 10-8-0 | | .55556 127 | | 6-4-0 | | 181 | | 74 | | 125 | | .51769 126 | | 14 | | 14 | |
| DIV. I NON-CONF. | | 5-6-0 | | .45455 190 | | 1-2-0 | | 162 | | 37 | | 157 | | .50323 160 | | 11 | | 11 | |
| TOTALS | | RPI 1-25 | | RPI 26-50 | | W-L RECORDS | | RPI 51-100 | | RPI 101-150 | | RPI 150+ | | | | | | | |
| 10-8-0 | | 0-3-0 | | 0-1-0 | | OVERALL | | 1-0-0 | | 2-1-0 | | 7-3-0 | | | | | | | |
| 5-4-0 | | 0-0-0 | | 0-0-0 | | HOME | | 0-0-0 | | 1-1-0 | | 4-3-0 | | | | | | | |
| 5-4-0 | | 0-3-0 | | 0-1-0 | | AWAY | | 1-0-0 | | 1-0-0 | | 3-0-0 | | | | | | | |
| 0-0-0 | | 0-0-0 | | 0-0-0 | | NEUTRAL | | 0-0-0 | | 0-0-0 | | 0-0-0 | | | | | | | |
| 5-6-0 | | 0-3-0 | | 0-1-0 | | NON-CONFERENCE | | 0-0-0 | | 1-0-0 | | 4-2-0 | | | | | | | |
| 3-2-0 | | 0-0-0 | | 0-0-0 | | HOME | | 0-0-0 | | 1-0-0 | | 2-2-0 | | | | | | | |
| 2-4-0 | | 0-3-0 | | 0-0- | | AWAY | | 0-0-0 | | 0-0-0 | | 2-0-0 | | | | | | | |
| 0-0-0 | | 0-0-0 | | 0-0-0 | | NEUTRAL | | 0-0-0 | | 0-0-0 | | 0-0-0 | | | | | | | |
| 5-2-0 | | 0-0-0 | | 0-0-0 | | CONFERENCE | | 1-0-0 | | 1-1-0 | | 3-1-0 | | | | | | | |
| 2-2-0 | | 0-0-0 | | 0-0-0 | | HOME | | 0-0-0 | | 0-1-0 | | 2-1-0 | | | | | | | |
| 3-0-0 | | 0-0-0 | | 0-0-0 | | AWAY | | 1-0-0 | | 1-0-0 | | 1-0-0 | | | | | | | |
| 0-0-0 | | 0-0-0 | | 0-0-0 | | NEUTRAL | | 0-0-0 | | 0-0-0 | | 0-0-0 | | | | | | | |
| RPI | S | Opponent | | Score | | RPI | S | Opponent | | Score | | RPI | S | Opponent | | Score | | | |
| 1 | A | Stanford | | 0 | 2 | 32 | A | Oklahoma St. | | 1 | 2 | 77 | A | Long Beach St. | | 3 | 0 | | |
| 18 | A | Pepperdine | | 1 | 2 | | | | | | | 133 | A | UC Irvine | | 2 | 1 | | |
| 19 | A | California | | 1 | 2 | | | | | | | 135 | H | San Francisco | | 3 | 1 | | |
| | | | | | | | | | | | | 146 | H | CSUN | | 1 | 2 | | |
| | | | | | | | | | | | | 151 | A | UC Riverside | | 3 | 2 | | |
| | | | | | | | | | | | | 152 | H | Fla. Atlantic | | 0 | 2 | | |
| | | | | | | | | | | | | 171 | H | Hawaii | | 2 | 0 | | |
| | | | | | | | | | | | | 190 | H | UC Santa Barbara | | 2 | 0 | | |
| | | | | | | | | | | | | 191 | H | St. Mary's (CA) | | 1 | 2 | | |
| | | | | | | | | | | | | 218 | A | San Jose St. | | 2 | 0 | | |
| | | | | | | | | | | | | 243 | A | Oral Roberts | | 2 | 1 | | |
| | | | | | | | | | | | | 255 | H | UC Davis | | 0 | 2 | | |
| | | | | | | | | | | | | 258 | H | Lamar | | 2 | 1 | | |
| | | | | | | | | | | | | 279 | H | Fresno St. | | 6 | 1 | | |
| LAST 10 GAMES | | | | | | | | | | | | | | | | | | | |
| 190 | H | UC Santa Barbara | | 2 | 0 | 146 | H | CSUN | | 1 | 2 | | | | | | | | |
| 151 | A | UC Riverside | | 3 | 2 | 77 | A | Long Beach St. | | 3 | 0 | | | | | | | | |
| 133 | A | UC Irvine | | 2 | 1 | 135 | H | San Francisco | | 3 | 1 | | | | | | | | |
| 171 | H | Hawaii | | 2 | 0 | 191 | H | St. Mary's (CA) | | 1 | 2 | | | | | | | | |
| 255 | H | UC Davis | | 0 | 2 | 1 | A | Stanford | | 0 | 2 | | | | | | | | |

Non-Div. I Games:

Cal Poly

| Average RPI Win: | 257 | WON-LOST | WINNING | LAST 10 | STRENGTH OF | OPP. STRENGTH | TEAM | ADJ | CONF. | ADJ CONF. | |
|-------------------|----------|-----------|--------------------|----------------|-------------|------------------------|----------|-------------|----------------|-----------|-------|
| Average RPI Loss: | 100 | RECORD | PCT. RANK | GAMES | SCHEDULE | OF SCHEDULE | RPI | RPI | RPI | RPI | |
| DIV. I ONLY | 9-5-3 | .61765 | 91 | 3-5-2 | 201 | 173 | 127 | .51631 | 127 | 11 | 11 |
| DIV. I NON-CONF. | 8-0-1 | .94444 | 7 | 2-0-0 | 247 | 272 | 59 | .57605 | 60 | 13 | 12 |
| <hr/> | | | | | | | | | | | |
| TOTALS | RPI 1-25 | RPI 26-50 | | W-L RECORDS | | RPI 51-100 | | RPI 101-150 | | RPI 150+ | |
| 9-5-3 | 0-0-0 | 0-2-0 | | OVERALL | | 0-1-1 | | 0-1-1 | | 9-1-1 | |
| 4-3-2 | 0-0-0 | 0-2-0 | | HOME | | 0-0-1 | | 0-1-0 | | 4-0-1 | |
| 5-2-1 | 0-0-0 | 0-0-0 | | AWAY | | 0-1-0 | | 0-0-1 | | 5-1-0 | |
| 0-0-0 | 0-0-0 | 0-0-0 | | NEUTRAL | | 0-0-0 | | 0-0-0 | | 0-0-0 | |
| <hr/> | | | | | | | | | | | |
| 8-0-1 | 0-0-0 | 0-0-0 | | NON-CONFERENCE | | 0-0-1 | | 0-0-0 | | 8-0-0 | |
| 4-0-1 | 0-0-0 | 0-0-0 | | HOME | | 0-0-1 | | 0-0-0 | | 4-0-0 | |
| 4-0-0 | 0-0-0 | 0-0- | | AWAY | | 0-0-0 | | 0-0-0 | | 4-0-0 | |
| 0-0-0 | 0-0-0 | 0-0-0 | | NEUTRAL | | 0-0-0 | | 0-0-0 | | 0-0-0 | |
| <hr/> | | | | | | | | | | | |
| 1-5-2 | 0-0-0 | 0-2-0 | | CONFERENCE | | 0-1-0 | | 0-1-1 | | 1-1-1 | |
| 0-3-1 | 0-0-0 | 0-2-0 | | HOME | | 0-0-0 | | 0-1-0 | | 0-0-1 | |
| 1-2-1 | 0-0-0 | 0-0-0 | | AWAY | | 0-1-0 | | 0-0-1 | | 1-1-0 | |
| 0-0-0 | 0-0-0 | 0-0-0 | | NEUTRAL | | 0-0-0 | | 0-0-0 | | 0-0-0 | |
| <hr/> | | | | | | | | | | | |
| RPI S | Opponent | Score | RPI S | Opponent | Score | RPI S | Opponent | Score | RPI S | Opponent | Score |
| | | | 29 H Colgate | 1 | 2 | 67 A Navy | 0 | 2 | 117 H Bucknell | 1 | 2 |
| | | | 39 H Boston U. | 0 | 3 | 83 H Fairfield | 1 | 1 | 128 A Army | 1 | 1 |
| | | | | | | 157 H Loyola Maryland | 0 | 0 | | | |
| | | | | | | 200 A New Hampshire | 3 | 0 | | | |
| | | | | | | 226 A Siena | 3 | 0 | | | |
| | | | | | | 229 H Maine | 1 | 0 | | | |
| | | | | | | 233 H Albany (NY) | 2 | 0 | | | |
| | | | | | | 246 A Lafayette | 2 | 3 | | | |
| | | | | | | 268 H North Dakota St. | 1 | 0 | | | |
| | | | | | | 276 A UMass Lowell | 2 | 0 | | | |
| | | | 287 A American | 1 | 0 | | | | | | |
| | | | 289 A Bryant | 2 | 1 | | | | | | |
| | | | 305 H LIU Brooklyn | 5 | 0 | | | | | | |
| <hr/> | | | | | | | | | | | |
| | | | LAST 10 GAMES | | | | | | | | |
| | | | 117 H Bucknell | 1 | 2 | 39 H Boston U. | 0 | 3 | | | |
| | | | 128 A Army | 1 | 1 | 287 A American | 1 | 0 | | | |
| | | | 67 A Navy | 0 | 2 | 157 H Loyola Maryland | 0 | 0 | | | |
| | | | 29 H Colgate | 1 | 2 | 276 A UMass Lowell | 2 | 0 | | | |
| | | | 246 A Lafayette | 2 | 3 | 268 H North Dakota St. | 1 | 0 | | | |

Non-Div. I Games:

Holy Cross

| | | | | | | | | | | | |
|-------------------|----------|-----------|-----------|----------------|-------------|---------------|-------------|--------|----------|-----------------|-------|
| Average RPI Win: | 176 | WON-LOST | WINNING | LAST 10 | STRENGTH OF | OPP. STRENGTH | TEAM | ADJ | CONF. | ADJ CONF. | |
| Average RPI Loss: | 124 | RECORD | PCT. RANK | GAMES | SCHEDULE | OF SCHEDULE | RPI | RPI | RPI | RPI | |
| DIV. I ONLY | 7-7-3 | .5 | 157 | 4-3-3 | 109 | 116 | 128 | .51584 | 128 | 11 | 11 |
| DIV. I NON-CONF. | 3-6-0 | .33333 | 251 | 0-2-0 | 119 | 120 | 212 | .47448 | 211 | 13 | 12 |
| <hr/> | | | | | | | | | | | |
| TOTALS | RPI 1-25 | RPI 26-50 | | W-L RECORDS | RPI 51-100 | | RPI 101-150 | | RPI 150+ | | |
| 7-7-3 | 0-0-0 | 0-1-1 | | OVERALL | 1-3-0 | | 1-1-1 | | 5-2-1 | | |
| 6-3-1 | 0-0-0 | 0-0-0 | | HOME | 1-2-0 | | 0-0-1 | | 4-1-0 | | |
| 1-4-2 | 0-0-0 | 0-1-1 | | AWAY | 0-1-0 | | 0-1-0 | | 1-1-1 | | |
| 0-0-0 | 0-0-0 | 0-0-0 | | NEUTRAL | 0-0-0 | | 0-0-0 | | 0-0-0 | | |
| 3-6-0 | 0-0-0 | 0-0-0 | | NON-CONFERENCE | 1-3-0 | | 0-1-0 | | 2-2-0 | | |
| 3-3-0 | 0-0-0 | 0-0-0 | | HOME | 1-2-0 | | 0-0-0 | | 2-1-0 | | |
| 0-3-0 | 0-0-0 | 0-0- | | AWAY | 0-1-0 | | 0-1-0 | | 0-1-0 | | |
| 0-0-0 | 0-0-0 | 0-0-0 | | NEUTRAL | 0-0-0 | | 0-0-0 | | 0-0-0 | | |
| 4-1-3 | 0-0-0 | 0-1-1 | | CONFERENCE | 0-0-0 | | 1-0-1 | | 3-0-1 | | |
| 3-0-1 | 0-0-0 | 0-0-0 | | HOME | 0-0-0 | | 1-0-1 | | 2-0-0 | | |
| 1-1-2 | 0-0-0 | 0-1-1 | | AWAY | 0-0-0 | | 0-0-0 | | 1-0-1 | | |
| 0-0-0 | 0-0-0 | 0-0-0 | | NEUTRAL | 0-0-0 | | 0-0-0 | | 0-0-0 | | |
| RPI | S | Opponent | Score | RPI | S | Opponent | Score | RPI | S | Opponent | Score |
| | | | | 29 | A | Colgate | 0 5 | 64 | A | Rhode Island | 1 2 |
| | | | | 39 | A | Boston U. | 1 1 | 83 | H | Fairfield | 0 1 |
| | | | | | | | | 89 | H | St. John's (NY) | 2 1 |
| | | | | | | | | 95 | H | Princeton | 0 3 |
| | | | | | | | | 117 | H | Bucknell | 2 1 |
| | | | | | | | | 120 | A | UNC Greensboro | 1 2 |
| | | | | | | | | 127 | H | Holy Cross | 1 1 |
| | | | | | | | | 157 | H | Loyola Maryland | 1 0 |
| | | | | | | | | 158 | H | Columbia | 2 1 |
| | | | | | | | | 179 | H | Delaware | 2 1 |
| | | | | | | | | 194 | A | Lehigh | 0 0 |
| | | | | | | | | 227 | H | Seton Hall | 0 1 |
| | | | | | | | | 246 | H | Lafayette | 2 0 |
| | | | | | | | | 248 | A | Davidson | 1 3 |
| | | | | | | | | 287 | A | American | 2 1 |
| <hr/> | | | | | | | | | | | |
| LAST 10 GAMES | | | | | | | | | | | |
| | | | | 246 | H | Lafayette | 2 0 | 157 | H | Loyola Maryland | 1 0 |
| | | | | 127 | H | Holy Cross | 1 1 | 29 | A | Colgate | 0 5 |
| | | | | 194 | A | Lehigh | 0 0 | 39 | A | Boston U. | 1 1 |
| | | | | 95 | H | Princeton | 0 3 | 117 | H | Bucknell | 2 1 |
| | | | | 287 | A | American | 2 1 | 64 | A | Rhode Island | 1 2 |

Non-Div. I Games:

Army

| Average RPI Win: 228 | | WON-LOST | WINNING | LAST 10 | STRENGTH OF | | OPP. STRENGTH | TEAM | ADJ | CONF. | ADJ CONF. |
|-----------------------|----------|----------------|-----------|---------|----------------|-------|----------------|-------|----------------|--------|-----------|
| Average RPI Loss: 165 | | RECORD | PCT. RANK | GAMES | SCHEDULE | | OF SCHEDULE | RPI | RPI | RPI | RPI |
| DIV. I ONLY | | 8-5-4 | .58824 | 107 | 5-2-3 | | 163 | 244 | 132 | .51582 | 129 |
| DIV. I NON-CONF. | | 4-3-1 | .5625 | 132 | 1-0-0 | | 57 | 191 | 89 | .54801 | 87 |
| TOTALS | | RPI 1-25 | RPI 26-50 | | W-L RECORDS | | RPI 51-100 | | RPI 101-150 | | RPI 150+ |
| 8-5-4 | | 0-1-0 | 0-0-0 | | OVERALL | | 1-0-0 | | 0-1-3 | | 7-3-1 |
| 4-1-3 | | 0-0-0 | 0-0-0 | | HOME | | 0-0-0 | | 0-0-3 | | 4-1-0 |
| 4-3-1 | | 0-1-0 | 0-0-0 | | AWAY | | 1-0-0 | | 0-1-0 | | 3-1-1 |
| 0-1-0 | | 0-0-0 | 0-0-0 | | NEUTRAL | | 0-0-0 | | 0-0-0 | | 0-1-0 |
| 4-3-1 | | 0-1-0 | 0-0-0 | | NON-CONFERENCE | | 1-0-0 | | 0-1-1 | | 3-1-0 |
| 3-0-1 | | 0-0-0 | 0-0-0 | | HOME | | 0-0-0 | | 0-0-1 | | 3-0-0 |
| 1-2-0 | | 0-1-0 | 0-0- | | AWAY | | 1-0-0 | | 0-1-0 | | 0-0-0 |
| 0-1-0 | | 0-0-0 | 0-0-0 | | NEUTRAL | | 0-0-0 | | 0-0-0 | | 0-1-0 |
| 4-2-3 | | 0-0-0 | 0-0-0 | | CONFERENCE | | 0-0-0 | | 0-0-2 | | 4-2-1 |
| 1-1-2 | | 0-0-0 | 0-0-0 | | HOME | | 0-0-0 | | 0-0-2 | | 1-1-0 |
| 3-1-1 | | 0-0-0 | 0-0-0 | | AWAY | | 0-0-0 | | 0-0-0 | | 3-1-1 |
| 0-0-0 | | 0-0-0 | 0-0-0 | | NEUTRAL | | 0-0-0 | | 0-0-0 | | 0-0-0 |
| RPI S | Opponent | Score | | RPI S | Opponent | Score | | RPI S | Opponent | Score | |
| 23 A | Arizona | 0 | 1 | | | | | 81 A | UTEP | 1 | 0 |
| | | | | | | | | 107 H | Montana | 0 | 0 |
| | | | | | | | | 125 H | Portland St. | 1 | 1 |
| | | | | | | | | 134 H | Valparaiso | 0 | 0 |
| | | | | | | | | 137 A | UNLV | 1 | 2 |
| | | | | | | | | 151 N | UC Riverside | 2 | 4 |
| | | | | | | | | 204 A | Northern Colo. | 1 | 0 |
| | | | | | | | | 209 A | Idaho St. | 2 | 1 |
| | | | | | | | | 211 H | Grand Canyon | 2 | 0 |
| | | | | | | | | 251 H | Wright St. | 1 | 0 |
| | | | | | | | | 252 H | Eastern Wash. | 0 | 1 |
| | | | | | | | | 261 H | South Dakota | 3 | 2 |
| | | | | | | | | 263 A | Idaho | 1 | 2 |
| | | | | | | | | 265 A | Weber St. | 1 | 1 |
| | | | | | | | | 284 H | Sacramento St. | 1 | 0 |
| | | | | | | | | 323 A | North Dakota | 3 | 0 |
| LAST 10 GAMES | | | | | | | | | | | |
| | 209 A | Idaho St. | 2 | 1 | | 323 A | North Dakota | 3 | 0 | | |
| | 265 A | Weber St. | 1 | 1 | | 263 A | Idaho | 1 | 2 | | |
| | 252 H | Eastern Wash. | 0 | 1 | | 284 H | Sacramento St. | 1 | 0 | | |
| | 107 H | Montana | 0 | 0 | | 125 H | Portland St. | 1 | 1 | | |
| | 204 A | Northern Colo. | 1 | 0 | | 81 A | UTEP | 1 | 0 | | |

Non-Div. I Games:

Northern Ariz.

Y
a
l
e

| Yale | | | | Through Games Of Oct. 26, 2014 | | | | | | | | | | | |
|-------------------|-----|-----------------|-------------------|--------------------------------|----------------------|---------------------------|----------|------------|-----------|---------------|-------|----------|---|-------------------|-----|
| Average RPI Win: | 201 | WON-LOST RECORD | WINNING PCT. RANK | LAST 10 GAMES | STRENGTH OF SCHEDULE | OPP. STRENGTH OF SCHEDULE | TEAM RPI | ADJ RPI | CONF. RPI | ADJ CONF. RPI | | | | | |
| Average RPI Loss: | 164 | | | | | | | | | | | | | | |
| DIV. I ONLY | | 6-4-3 | .57692 122 | 3-4-3 | 185 | 139 | 134 | .51566 130 | 9 | 9 | | | | | |
| DIV. I NON-CONF. | | 5-3-0 | .625 98 | 2-3-0 | 240 | 211 | 160 | .5044 156 | 10 | 10 | | | | | |
| ----- | | | | | | | | | | | | | | | |
| TOTALS | | RPI 1-25 | | RPI 26-50 | | W-L RECORDS | | RPI 51-100 | | RPI 101-150 | | RPI 150+ | | | |
| 6-4-3 | | 0-0-0 | | 1-0-1 | | OVERALL | | 1-1-1 | | 0-1-0 | | 4-2-1 | | | |
| 3-3-1 | | 0-0-0 | | 0-0-0 | | HOME | | 1-1-0 | | 0-0-0 | | 2-2-1 | | | |
| 3-1-2 | | 0-0-0 | | 1-0-1 | | AWAY | | 0-0-1 | | 0-1-0 | | 2-0-0 | | | |
| 0-0-0 | | 0-0-0 | | 0-0-0 | | NEUTRAL | | 0-0-0 | | 0-0-0 | | 0-0-0 | | | |
| 5-3-0 | | 0-0-0 | | 1-0-0 | | NON-CONFERENCE | | 1-0-0 | | 0-1-0 | | 3-2-0 | | | |
| 3-2-0 | | 0-0-0 | | 0-0-0 | | HOME | | 1-0-0 | | 0-0-0 | | 2-2-0 | | | |
| 2-1-0 | | 0-0-0 | | 1-0- | | AWAY | | 0-0-0 | | 0-1-0 | | 1-0-0 | | | |
| 0-0-0 | | 0-0-0 | | 0-0-0 | | NEUTRAL | | 0-0-0 | | 0-0-0 | | 0-0-0 | | | |
| 1-1-3 | | 0-0-0 | | 0-0-1 | | CONFERENCE | | 0-1-1 | | 0-0-0 | | 1-0-1 | | | |
| 0-1-1 | | 0-0-0 | | 0-0-0 | | HOME | | 0-1-0 | | 0-0-0 | | 0-0-1 | | | |
| 1-0-2 | | 0-0-0 | | 0-0-1 | | AWAY | | 0-0-1 | | 0-0-0 | | 1-0-0 | | | |
| 0-0-0 | | 0-0-0 | | 0-0-0 | | NEUTRAL | | 0-0-0 | | 0-0-0 | | 0-0-0 | | | |
| RPI | S | Opponent | Score | RPI | S | Opponent | Score | RPI | S | Opponent | Score | | | | |
| | | | | 42 | A | Harvard | 0 0 | 93 | H | Western Ky. | 2 0 | 148 | A | Central Conn. St. | 0 4 |
| | | | | 48 | A | Hofstra | 2 1 | 95 | H | Princeton | 0 1 | 166 | H | Penn | 1 1 |
| | | | | | | | | 97 | A | Dartmouth | 0 0 | 185 | A | Cornell | 1 0 |
| | | | | | | | | | | | | 200 | H | New Hampshire | 0 1 |
| | | | | | | | | | | | | 212 | H | Manhattan | 1 2 |
| | | | | | | | | | | | | 240 | A | Sacred Heart | 2 1 |
| | | | | | | | | | | | | 311 | H | Quinnipiac | 2 0 |
| | | | | | | | | | | | | 326 | H | Saint Peter's | 5 1 |
| | | | | | | | | | | | | | | | |
| | | | | | | | | | | | | | | | |
| | | | | | | | | | | | | | | | |
| | | | | | | | | | | | | | | | |
| | | | | | | | | | | | | | | | |
| | | | | | | | | | | | | | | | |
| | | | | | | | | | | | | | | | |
| | | | | | | | | | | | | | | | |
| | | | | | | | | | | | | | | | |
| | | | | | | | | | | | | | | | |
| | | | | | | | | | | | | | | | |
| | | | | | | | | | | | | | | | |
| | | | | | | | | | | | | | | | |
| | | | | | | | | | | | | | | | |
| | | | | | | | | | | | | | | | |
| | | | | | | | | | | | | | | | |
| | | | | | | | | | | | | | | | |
| | | | | | | | | | | | | | | | |
| | | | | | | | | | | | | | | | |
| | | | | | | | | | | | | | | | |
| | | | | | | | | | | | | | | | |
| | | | | | | | | | | | | | | | |
| | | | | | | | | | | | | | | | |
| | | | | | | | | | | | | | | | |
| | | | | | | | | | | | | | | | |
| | | | | | | | | | | | | | | | |
| | | | | | | | | | | | | | | | |
| | | | | | | | | | | | | | | | |
| | | | | | | | | | | | | | | | |
| | | | | | | | | | | | | | | | |
| | | | | | | | | | | | | | | | |
| | | | | | | | | | | | | | | | |
| | | | | | | | | | | | | | | | |
| | | | | | | | | | | | | | | | |
| | | | | | | | | | | | | | | | |
| | | | | | | | | | | | | | | | |
| | | | | | | | | | | | | | | | |
| | | | | | | | | | | | | | | | |
| | | | | | | | | | | | | | | | |
| | | | | | | | | | | | | | | | |
| | | | | | | | | | | | | | | | |
| | | | | | | | | | | | | | | | |
| | | | | | | | | | | | | | | | |
| | | | | | | | | | | | | | | | |
| | | | | | | | | | | | | | | | |
| | | | | | | | | | | | | | | | |
| | | | | | | | | | | | | | | | |
| | | | | | | | | | | | | | | | |
| | | | | | | | | | | | | | | | |
| | | | | | | | | | | | | | | | |
| | | | | | | | | | | | | | | | |
| | | | | | | | | | | | | | | | |
| | | | | | | | | | | | | | | | |
| | | | | | | | | | | | | | | | |
| | | | | | | | | | | | | | | | |
| | | | | | | | | | | | | | | | |
| | | | | | | | | | | | | | | | |
| | | | | | | | | | | | | | | | |
| | | | | | | | | | | | | | | | |
| | | | | | | | | | | | | | | | |
| | | | | | | | | | | | | | | | |
| | | | | | | | | | | | | | | | |
| | | | | | | | | | | | | | | | |
| | | | | | | | | | | | | | | | |
| | | | | | | | | | | | | | | | |
| | | | | | | | | | | | | | | | |
| | | | | | | | | | | | | | | | |
| | | | | | | | | | | | | | | | |
| | | | | | | | | | | | | | | | |
| | | | | | | | | | | | | | | | |
| | | | | | | | | | | | | | | | |
| | | | | | | | | | | | | | | | |
| | | | | | | | | | | | | | | | |
| | | | | | | | | | | | | | | | |
| | | | | | | | | | | | | | | | |
| | | | | | | | | | | | | | | | |
| | | | | | | | | | | | | | | | |
| | | | | | | | | | | | | | | | |
| | | | | | | | | | | | | | | | |
| | | | | | | | | | | | | | | | |
| | | | | | | | | | | | | | | | |
| | | | | | | | | | | | | | | | |
| | | | | | | | | | | | | | | | |
| | | | | | | | | | | | | | | | |
| | | | | | | | | | | | | | | | |
| | | | | | | | | | | | | | | | |
| | | | | | | | | | | | | | | | |
| | | | | | | | | | | | | | | | |
| | | | | | | | | | | | | | | | |
| | | | | | | | | | | | | | | | |
| | | | | | | | | | | | | | | | |
| | | | | | | | | | | | | | | | |
| | | | | | | | | | | | | | | | |
| | | | | | | | | | | | | | | | |
| | | | | | | | | | | | | | | | |
| | | | | | | | | | | | | | | | |
| | | | | | | | | | | | | | | | |
| | | | | | | | | | | | | | | | |
| | | | | | | | | | | | | | | | |
| | | | | | | | | | | | | | | | |
| | | | | | | | | | | | | | | | |
| | | | | | | | | | | | | | | | |
| | | | | | | | | | | | | | | | |
| | | | | | | | | | | | | | | | |
| | | | | | | | | | | | | | | | |
| | | | | | | | | | | | | | | | |
| | | | | | | | | | | | | | | | |
| | | | | | | | | | | | | | | | |
| | | | | | | | | | | | | | | | |
| | | | | | | | | | | | | | | | |
| | | | | | | | | | | | | | | | |
| | | | | | | | | | | | | | | | |
| | | | | | | | | | | | | | | | |
| | | | | | | | | | | | | | | | |
| | | | | | | | | | | | | | | | |
| | | | | | | | | | | | | | | | |
| | | | | | | | | | | | | | | | |
| | | | | | | | | | | | | | | | |
| | | | | | | | | | | | | | | | |
| | | | | | | | | | | | | | | | |
| | | | | | | | | | | | | | | | |
| | | | | | | | | | | | | | | | |
| | | | | | | | | | | | | | | | |
| | | | | | | | | | | | | | | | |
| | | | | | | | | | | | | | | | |
| | | | | | | | | | | | | | | | |
| | | | | | | | | | | | | | | | |
| | | | | | | | | | | | | | | | |
| | | | | | | | | | | | | | | | |
| | | | | | | | | | | | | | | | |
| | | | | | | | | | | | | | | | |
| | | | | | | | | | | | | | | | |
| | | | | | | | | | | | | | | | |
| | | | | | | | | | | | | | | | |
| | | | | | | | | | | | | | | | |
| | | | | | | | | | | | | | | | |
| | | | | | | | | | | | | | | | |
| | | | | | | | | | | | | | | | |
| | | | | | | | | | | | | | | | |
| | | | | | | | | | | | | | | | |
| | | | | | | | | | | | | | | | |
| | | | | | | | | | | | | | | | |
| | | | | | | | | | | | | | | | |
| | | | | | | | | | | | | | | | |
| | | | | | | | | | | | | | | | |
| | | | | | | | | | | | | | | | |
| | | | | | | | | | | | | | | | |
| | | | | | | | | | | | | | | | |
| | | | | | | | | | | | | | | | |
| | | | | | | | | | | | | | | | |
| | | | | | | | | | | | | | | | |
| | | | | | | | | | | | | | | | |
| | | | | | | | | | | | | | | | |
| | | | | | | | | | | | | | | | |
| | | | | | | | | | | | | | | | |
| | | | | | | | | | | | | | | | |
| | | | | | | | | | | | | | | | |
| | | | | | | | | | | | | | | | |
| | | | | | | | | | | | | | | | |
| | | | | | | | | | | | | | | | |
| | | | | | | | | | | | | | | | |
| | | | | | | | | | | | | | | | |
| | | | | | | | | | | | | | | | |
| | | | | | | | | | | | | | | | |
| | | | | | | | | | | | | | | | |
| | | | | | | | | | | | | | | | |
| | | | | | | | | | | | | | | | |
| | | | | | | | | | | | | | | | |
| | | | | | | | | | | | | | | | |
| | | | | | | | | | | | | | | | |
| | | | | | | | | | | | | | | | |
| | | | | | | | | | | | | | | | |
| | | | | | | | | | | | | | | | |
| | | | | | | | | | | | | | | | |
| | | | | | | | | | | | | | | | |
| | | | | | | | | | | | | | | | |
| | | | | | | | | | | | | | | | |
| | | | | | | | | | | | | | | | |
| | | | | | | | | | | | | | | | |
| | | | | | | | | | | | | | | | |
| | | | | | | | | | | | | | | | |
| | | | | | | | | | | | | | | | |
| | | | | | | | | | | | | | | | |
| | | | | | | | | | | | | | | | |
| | | | | | | | | | | | | | | | |
| | | | | | | | | | | | | | | | |
| | | | | | | | | | | | | | | | |
| | | | | | | | | | | | | | | | |
| | | | | | | | | | | | | | | | |
| | | | | | | | | | | | | | | | |
| | | | | | | | | | | | | | | | |
| | | | | | | | | | | | | | | | |
| | | | | | | | | | | | | | | | |
| | | | | | | | | | | | | | | | |
| | | | | | | | | | | | | | | | |
| | | | | | | | | | | | | | | | |
| | | | | | | | | | | | | | | | |
| | | | | | | | | | | | | | | | |
| | | | | | | | | | | | | | | | |
| | | | | | | | | | | | | | | | |
| | | | | | | | | | | | | | | | |
| | | | | | | | | | | | | | | | |
| | | | | | | | | | | | | | | | |
| | | | | | | | | | | | | | | | |
| | | | | | | | | | | | | | | | |
| | | | | | | | | | | | | | | | |
| | | | | | | | | | | | | | | | |
| | | | | | | | | | | | | | | | |
| | | | | | | | | | | | | | | | |
| | | | | | | | | | | | | | | | |
| | | | | | | | | | | | | | | | |
| | | | | | | | | | | | | | | | |
| | | | | | | | | | | | | | | | |
| | | | | | | | | | | | | | | | |
| | | | | | | | | | | | | | | | |
| | | | | | | | | | | | | | | | |
| | | | | | | | | | | | | | | | |
| | | | | | | | | | | | | | | | |
| | | | | | | | | | | | | | | | |
| | | | | | | | | | | | | | | | |
| | | | | | | | | | | | | | | | |
| | | | | | | | | | | | | | | | |
| | | | | | | | | | | | | | | | |
| | | | | | | | | | | | | | | | |
| | | | | | | | | | | | | | | | |
| | | | | | | | | | | | | | | | |
| | | | | | | | | | | | | | | | |
| | | | | | | | | | | | | | | | |
| | | | | | | | | | | | | | | | |
| | | | | | | | | | | | | | | | |
| | | | | | | | | | | | | | | | |
| | | | | | | | | | | | | | | | |
| | | | | | | | | | | | | | | | |

Y
a
l
e

Non-Div. I Games:

Yale

| Average RPI Win: | 221 | WON-LOST | WINNING | LAST 10 | STRENGTH OF | OPP. STRENGTH | TEAM | ADJ | CONF. | ADJ CONF. | |
|--------------------------|----------|-----------|-----------|------------------------|-------------|---------------|-----------------|-------------|-----------------|-----------|----|
| Average RPI Loss: | 94 | RECORD | PCT. RANK | GAMES | SCHEDULE | OF SCHEDULE | RPI | RPI | RPI | RPI | |
| DIV. I ONLY | 7-6-4 | .52941 | 145 | 4-4-2 | 142 | 111 | 129 | .51536 | 131 | 12 | 12 |
| DIV. I NON-CONF. | 3-3-2 | .5 | 153 | 0-1-0 | 127 | 109 | 141 | .51436 | 142 | 12 | 13 |
| <hr/> | | | | | | | | | | | |
| TOTALS | RPI 1-25 | RPI 26-50 | | W-L RECORDS | | RPI 51-100 | | RPI 101-150 | | RPI 150+ | |
| 7-6-4 | 0-1-0 | 0-0-0 | | OVERALL | | 0-2-2 | | 1-3-1 | | 6-0-1 | |
| 3-3-3 | 0-0-0 | 0-0-0 | | HOME | | 0-1-2 | | 0-2-1 | | 3-0-0 | |
| 4-3-1 | 0-1-0 | 0-0-0 | | AWAY | | 0-1-0 | | 1-1-0 | | 3-0-1 | |
| 0-0-0 | 0-0-0 | 0-0-0 | | NEUTRAL | | 0-0-0 | | 0-0-0 | | 0-0-0 | |
| <hr/> | | | | | | | | | | | |
| 3-3-2 | 0-1-0 | 0-0-0 | | NON-CONFERENCE | | 0-1-1 | | 0-1-1 | | 3-0-0 | |
| 1-1-2 | 0-0-0 | 0-0-0 | | HOME | | 0-0-1 | | 0-1-1 | | 1-0-0 | |
| 2-2-0 | 0-1-0 | 0-0- | | AWAY | | 0-1-0 | | 0-0-0 | | 2-0-0 | |
| 0-0-0 | 0-0-0 | 0-0-0 | | NEUTRAL | | 0-0-0 | | 0-0-0 | | 0-0-0 | |
| <hr/> | | | | | | | | | | | |
| 4-3-2 | 0-0-0 | 0-0-0 | | CONFERENCE | | 0-1-1 | | 1-2-0 | | 3-0-1 | |
| 2-2-1 | 0-0-0 | 0-0-0 | | HOME | | 0-1-1 | | 0-1-0 | | 2-0-0 | |
| 2-1-1 | 0-0-0 | 0-0-0 | | AWAY | | 0-0-0 | | 1-1-0 | | 1-0-1 | |
| 0-0-0 | 0-0-0 | 0-0-0 | | NEUTRAL | | 0-0-0 | | 0-0-0 | | 0-0-0 | |
| <hr/> | | | | | | | | | | | |
| RPI S | Opponent | Score | | RPI S | Opponent | Score | | RPI S | Opponent | Score | |
| 8 A | Virginia | 0 | 3 | | | 59 A | Miami (OH) 1 2 | 108 H | Cincinnati | 1 | 1 |
| | | | | | | 74 H | VCU 3 3 | 115 A | Charlotte | 2 | 1 |
| | | | | | | 81 H | UTEP 0 0 | 119 H | Middle Tenn. | 0 | 1 |
| | | | | | | 93 H | Western Ky. 0 1 | 138 H | Purdue | 1 | 2 |
| | | | | | | | | 149 A | Louisiana Tech | 1 | 2 |
| | | | | | | | | 154 A | Old Dominion | 1 | 1 |
| | | | | | | | | 163 H | Appalachian St. | 2 | 1 |
| | | | | | | | | 199 H | UTSA | 1 | 0 |
| | | | | | | | | 205 H | UAB | 2 | 1 |
| | | | | | | | | 256 A | Southern Miss. | 3 | 1 |
| | | | | | | | | 296 A | Eastern Ky. | 3 | 1 |
| | | | | | | | | 312 A | Eastern Ill. | 3 | 0 |
| <hr/> | | | | | | | | | | | |
| LAST 10 GAMES | | | | | | | | | | | |
| 149 A Louisiana Tech 1 2 | | | | 199 H UTSA 1 0 | | | | | | | |
| 256 A Southern Miss. 3 1 | | | | 154 A Old Dominion 1 1 | | | | | | | |
| 119 H Middle Tenn. 0 1 | | | | 115 A Charlotte 2 1 | | | | | | | |
| 205 H UAB 2 1 | | | | 93 H Western Ky. 0 1 | | | | | | | |
| 81 H UTEP 0 0 | | | | 59 A Miami (OH) 1 2 | | | | | | | |

| Average RPI Win: | 206 | WON-LOST | WINNING | LAST 10 | STRENGTH OF | OPP. STRENGTH | TEAM | ADJ | CONF. | ADJ CONF. | |
|-------------------|----------|-----------|-----------|----------------|-------------|---------------|-------------|--------|----------|-------------------|-------|
| Average RPI Loss: | 105 | RECORD | PCT. RANK | GAMES | SCHEDULE | OF SCHEDULE | RPI | RPI | RPI | RPI | |
| DIV. I ONLY | 8-7-2 | .52941 | 145 | 5-3-2 | 130 | 143 | 131 | .51463 | 132 | 13 | 13 |
| DIV. I NON-CONF. | 6-4-0 | .6 | 115 | 3-0-0 | 111 | 159 | 98 | .5399 | 99 | 14 | 14 |
| <hr/> | | | | | | | | | | | |
| TOTALS | RPI 1-25 | RPI 26-50 | | W-L RECORDS | RPI 51-100 | | RPI 101-150 | | RPI 150+ | | |
| 8-7-2 | 0-1-0 | 0-0-0 | | OVERALL | 2-3-1 | | 0-1-0 | | 6-2-1 | | |
| 4-2-0 | 0-0-0 | 0-0-0 | | HOME | 2-0-0 | | 0-1-0 | | 2-1-0 | | |
| 4-4-2 | 0-1-0 | 0-0-0 | | AWAY | 0-2-1 | | 0-0-0 | | 4-1-1 | | |
| 0-1-0 | 0-0-0 | 0-0-0 | | NEUTRAL | 0-1-0 | | 0-0-0 | | 0-0-0 | | |
| <hr/> | | | | | | | | | | | |
| 6-4-0 | 0-1-0 | 0-0-0 | | NON-CONFERENCE | 2-2-0 | | 0-0-0 | | 4-1-0 | | |
| 3-0-0 | 0-0-0 | 0-0-0 | | HOME | 2-0-0 | | 0-0-0 | | 1-0-0 | | |
| 3-3-0 | 0-1-0 | 0-0- | | AWAY | 0-1-0 | | 0-0-0 | | 3-1-0 | | |
| 0-1-0 | 0-0-0 | 0-0-0 | | NEUTRAL | 0-1-0 | | 0-0-0 | | 0-0-0 | | |
| <hr/> | | | | | | | | | | | |
| 2-3-2 | 0-0-0 | 0-0-0 | | CONFERENCE | 0-1-1 | | 0-1-0 | | 2-1-1 | | |
| 1-2-0 | 0-0-0 | 0-0-0 | | HOME | 0-0-0 | | 0-1-0 | | 1-1-0 | | |
| 1-1-2 | 0-0-0 | 0-0-0 | | AWAY | 0-1-1 | | 0-0-0 | | 1-0-1 | | |
| 0-0-0 | 0-0-0 | 0-0-0 | | NEUTRAL | 0-0-0 | | 0-0-0 | | 0-0-0 | | |
| <hr/> | | | | | | | | | | | |
| RPI | S | Opponent | Score | RPI | S | Opponent | Score | RPI | S | Opponent | Score |
| 8 | A | Virginia | 0 4 | | | | | 60 | N | Tennessee | 1 3 |
| | | | | | | | | 74 | A | VCU | 0 0 |
| | | | | | | | | 79 | H | James Madison | 4 2 |
| | | | | | | | | 90 | A | George Washington | 0 1 |
| | | | | | | | | 91 | A | William & Mary | 1 4 |
| | | | | | | | | 95 | H | Princeton | 3 2 |
| | | | | | | | | | | | |
| | | | | | | | | | | | |
| | | | | | | | | | | | |
| | | | | | | | | | | | |
| | | | | | | | | | | | |
| | | | | | | | | | | | |
| | | | | | | | | | | | |
| | | | | | | | | | | | |
| | | | | | | | | | | | |
| | | | | | | | | | | | |
| | | | | | | | | | | | |
| | | | | | | | | | | | |
| | | | | | | | | | | | |
| | | | | | | | | | | | |
| | | | | | | | | | | | |
| | | | | | | | | | | | |
| | | | | | | | | | | | |
| | | | | | | | | | | | |
| | | | | | | | | | | | |
| | | | | | | | | | | | |
| | | | | | | | | | | | |
| | | | | | | | | | | | |
| | | | | | | | | | | | |
| | | | | | | | | | | | |
| | | | | | | | | | | | |
| | | | | | | | | | | | |
| | | | | | | | | | | | |
| | | | | | | | | | | | |
| | | | | | | | | | | | |
| | | | | | | | | | | | |
| | | | | | | | | | | | |
| | | | | | | | | | | | |
| | | | | | | | | | | | |
| | | | | | | | | | | | |
| | | | | | | | | | | | |
| | | | | | | | | | | | |
| | | | | | | | | | | | |
| | | | | | | | | | | | |
| | | | | | | | | | | | |
| | | | | | | | | | | | |
| | | | | | | | | | | | |
| | | | | | | | | | | | |
| | | | | | | | | | | | |
| | | | | | | | | | | | |
| | | | | | | | | | | | |
| | | | | | | | | | | | |
| | | | | | | | | | | | |
| | | | | | | | | | | | |
| | | | | | | | | | | | |
| | | | | | | | | | | | |
| | | | | | | | | | | | |
| | | | | | | | | | | | |
| | | | | | | | | | | | |
| | | | | | | | | | | | |
| | | | | | | | | | | | |
| | | | | | | | | | | | |
| | | | | | | | | | | | |
| | | | | | | | | | | | |
| | | | | | | | | | | | |
| | | | | | | | | | | | |
| | | | | | | | | | | | |
| | | | | | | | | | | | |
| | | | | | | | | | | | |
| | | | | | | | | | | | |
| | | | | | | | | | | | |
| | | | | | | | | | | | |
| | | | | | | | | | | | |
| | | | | | | | | | | | |
| | | | | | | | | | | | |
| | | | | | | | | | | | |
| | | | | | | | | | | | |
| | | | | | | | | | | | |
| | | | | | | </ | | | | | |

Non-Div. I Games:

Richmond

U
C
I
r
v
i
n
e

UC Irvine

| | | | | | | | | | | | | | | | | | |
|--------------------------|----------|-----------------|-------------------------|----------------|----------------------|---------------------------|----------|-------------|-------------------|---------------|-------|--------------------------|--|--|--|--|--|
| Average RPI Win: | 270 | WON-LOST RECORD | WINNING PCT. RANK | LAST 10 GAMES | STRENGTH OF SCHEDULE | OPP. STRENGTH OF SCHEDULE | TEAM RPI | ADJ RPI | CONF. RPI | ADJ CONF. RPI | | | | | | | |
| Average RPI Loss: | 196 | | | | | | | | | | | | | | | | |
| DIV. I ONLY | 11-1-4 | .8125 | 15 | 9-0-1 | 314 | 247 | 130 | .51394 | 134 | 27 | 27 | | | | | | |
| DIV. I NON-CONF. | 4-1-4 | .66667 | 77 | 2-0-1 | 312 | 224 | 214 | .47285 | 214 | 27 | 27 | | | | | | |
| <hr/> | | | | | | | | | | | | | | | | | |
| TOTALS | RPI 1-25 | RPI 26-50 | | W-L RECORDS | | RPI 51-100 | | RPI 101-150 | | RPI 150+ | | | | | | | |
| 11-1-4 | 0-0-0 | 0-0-0 | | OVERALL | | 0-0-0 | | 0-0-2 | | 11-1-2 | | | | | | | |
| 5-1-2 | 0-0-0 | 0-0-0 | | HOME | | 0-0-0 | | 0-0-1 | | 5-1-1 | | | | | | | |
| 6-0-2 | 0-0-0 | 0-0-0 | | AWAY | | 0-0-0 | | 0-0-1 | | 6-0-1 | | | | | | | |
| 0-0-0 | 0-0-0 | 0-0-0 | | NEUTRAL | | 0-0-0 | | 0-0-0 | | 0-0-0 | | | | | | | |
| <hr/> | | | | | | | | | | | | | | | | | |
| 4-1-4 | 0-0-0 | 0-0-0 | | NON-CONFERENCE | | 0-0-0 | | 0-0-2 | | 4-1-2 | | | | | | | |
| 1-1-2 | 0-0-0 | 0-0-0 | | HOME | | 0-0-0 | | 0-0-1 | | 1-1-1 | | | | | | | |
| 3-0-2 | 0-0-0 | 0-0- | | AWAY | | 0-0-0 | | 0-0-1 | | 3-0-1 | | | | | | | |
| 0-0-0 | 0-0-0 | 0-0-0 | | NEUTRAL | | 0-0-0 | | 0-0-0 | | 0-0-0 | | | | | | | |
| <hr/> | | | | | | | | | | | | | | | | | |
| 7-0-0 | 0-0-0 | 0-0-0 | | CONFERENCE | | 0-0-0 | | 0-0-0 | | 7-0-0 | | | | | | | |
| 4-0-0 | 0-0-0 | 0-0-0 | | HOME | | 0-0-0 | | 0-0-0 | | 4-0-0 | | | | | | | |
| 3-0-0 | 0-0-0 | 0-0-0 | | AWAY | | 0-0-0 | | 0-0-0 | | 3-0-0 | | | | | | | |
| 0-0-0 | 0-0-0 | 0-0-0 | | NEUTRAL | | 0-0-0 | | 0-0-0 | | 0-0-0 | | | | | | | |
| <hr/> | | | | | | | | | | | | | | | | | |
| RPI S | Opponent | Score | RPI S | Opponent | Score | RPI S | Opponent | Score | RPI S | Opponent | Score | | | | | | |
| | | | | | | 116 H Evansville 0 0 | | | | | | | | | | | |
| | | | | | | 129 A Northern Ariz. 0 0 | | | | | | | | | | | |
| | | | | | | 196 H Belmont 1 2 | | | | | | | | | | | |
| | | | | | | 211 A Grand Canyon 1 1 | | | | | | | | | | | |
| | | | | | | 214 H Milwaukee 1 0 | | | | | | | | | | | |
| | | | | | | 230 H Detroit 1 0 | | | | | | | | | | | |
| | | | | | | 242 A Cleveland St. 1 0 | | | | | | | | | | | |
| | | | | | | 250 H Oakland 3 0 | | | | | | | | | | | |
| | | | | | | 251 A Wright St. 2 1 | | | | | | | | | | | |
| | | | | | | 274 H Loyola Chicago 2 1 | | | | | | | | | | | |
| | | | | | | 275 H Youngstown St. 1 0 | | | | | | | | | | | |
| | | | | | | 290 H IUPUI 0 0 | | | | | | | | | | | |
| | | | | | | 304 A Western Ill. 3 0 | | | | | | | | | | | |
| | | | | | | 307 A Ill.-Chicago 2 1 | | | | | | | | | | | |
| | | | | | | 308 A IPFW 1 0 | | | | | | | | | | | |
| | | | | | | 312 A Eastern Ill. 3 1 | | | | | | | | | | | |
| | | | | | | | | | LAST 10 GAMES | | | | | | | | |
| | | | | | | | | | 230 H Detroit 1 0 | | | 274 H Loyola Chicago 2 1 | | | | | |
| 214 H Milwaukee 1 0 | | | 242 A Cleveland St. 1 0 | | | | | | | | | | | | | | |
| 251 A Wright St. 2 1 | | | 250 H Oakland 3 0 | | | | | | | | | | | | | | |
| 275 H Youngstown St. 1 0 | | | 312 A Eastern Ill. 3 1 | | | | | | | | | | | | | | |
| 307 A Ill.-Chicago 2 1 | | | 116 H Evansville 0 0 | | | | | | | | | | | | | | |

Non-Div. I Games:

Valparaiso

| Average RPI Win: | | 201 | WON-LOST | | WINNING | LAST 10 | | STRENGTH OF | | OPP. STRENGTH | TEAM | ADJ | | CONF. | ADJ CONF. |
|-------------------|-----------------|----------|----------|-----------|------------------|----------------|---|-------------|-------------|---------------|------|----------|------------------|-------|-----------|
| Average RPI Loss: | | 64 | RECORD | | PCT. RANK | GAMES | | SCHEDULE | | OF SCHEDULE | RPI | RPI | | RPI | RPI |
| DIV. I ONLY | | | 6-9-2 | | .41176 | 229 | | 2-7-1 | | 67 | 109 | .51381 | | 135 | 7 |
| DIV. I NON-CONF. | | | 4-5-2 | | .45455 | 190 | | 0-3-1 | | 125 | 127 | .50367 | | 158 | 7 |
| TOTALS | | RPI 1-25 | | RPI 26-50 | | W-L RECORDS | | RPI 51-100 | | RPI 101-150 | | RPI 150+ | | | |
| 6-9-2 | | 0-2-0 | | 1-2-0 | | OVERALL | | 0-3-0 | | 0-1-1 | | 5-1-1 | | | |
| 2-1-2 | | 0-0-0 | | 0-0-0 | | HOME | | 0-1-0 | | 0-0-1 | | 2-0-1 | | | |
| 4-8-0 | | 0-2-0 | | 1-2-0 | | AWAY | | 0-2-0 | | 0-1-0 | | 3-1-0 | | | |
| 0-0-0 | | 0-0-0 | | 0-0-0 | | NEUTRAL | | 0-0-0 | | 0-0-0 | | 0-0-0 | | | |
| 4-5-2 | | 0-1-0 | | 1-1-0 | | NON-CONFERENCE | | 0-1-0 | | 0-1-1 | | 3-1-1 | | | |
| 1-0-2 | | 0-0-0 | | 0-0-0 | | HOME | | 0-0-0 | | 0-0-1 | | 1-0-1 | | | |
| 3-5-0 | | 0-1-0 | | 1-0- | | AWAY | | 0-1-0 | | 0-1-0 | | 2-1-0 | | | |
| 0-0-0 | | 0-0-0 | | 0-0-0 | | NEUTRAL | | 0-0-0 | | 0-0-0 | | 0-0-0 | | | |
| 2-4-0 | | 0-1-0 | | 0-1-0 | | CONFERENCE | | 0-2-0 | | 0-0-0 | | 2-0-0 | | | |
| 1-1-0 | | 0-0-0 | | 0-0-0 | | HOME | | 0-1-0 | | 0-0-0 | | 1-0-0 | | | |
| 1-3-0 | | 0-1-0 | | 0-1-0 | | AWAY | | 0-1-0 | | 0-0-0 | | 1-0-0 | | | |
| 0-0-0 | | 0-0-0 | | 0-0-0 | | NEUTRAL | | 0-0-0 | | 0-0-0 | | 0-0-0 | | | |
| RPI S | Opponent | Score | | RPI S | Opponent | Score | | RPI S | Opponent | Score | | RPI S | Opponent | Score | |
| 18 A | Pepperdine | 1 | 2 | 31 A | BYU | 0 | 3 | 51 A | Colorado | 0 | 3 | 125 H | Portland St. | 1 | 1 |
| 19 A | California | 1 | 3 | 39 A | Boston U. | 1 | 0 | 54 A | San Diego | 0 | 1 | 126 A | Cal Poly | 1 | 3 |
| | | | | 42 A | Harvard | 0 | 1 | 56 H | Santa Clara | 0 | 1 | 155 A | Loyola Marymount | 1 | 0 |
| | | | | | | | | | | | | 181 A | Denver | 0 | 1 |
| | | | | | | | | | | | | 191 H | St. Mary's (CA) | 2 | 0 |
| | | | | | | | | | | | | 218 H | San Jose St. | 1 | 1 |
| | | | | | | | | | | | | 255 A | UC Davis | 1 | 0 |
| | | | | | | | | | | | | 260 A | Nevada | 3 | 0 |
| | | | | | | | | | | | | 305 H | LIU Brooklyn | 3 | 0 |
| | | | | | | | | | | | | | | | |
| LAST 10 GAMES | | | | | | | | | | | | | | | |
| 31 A | BYU | 0 | 3 | 155 A | Loyola Marymount | 1 | 0 | | | | | | | | |
| 54 A | San Diego | 0 | 1 | 126 A | Cal Poly | 1 | 3 | | | | | | | | |
| 191 H | St. Mary's (CA) | 2 | 0 | 51 A | Colorado | 0 | 3 | | | | | | | | |
| 56 H | Santa Clara | 0 | 1 | 181 A | Denver | 0 | 1 | | | | | | | | |
| 18 A | Pepperdine | 1 | 2 | 218 H | San Jose St. | 1 | 1 | | | | | | | | |

Non-Div. I Games:

San Francisco

| | | | | | | | | | | | |
|-------------------|----------|-----------|-----------|----------------|-------------|---------------|---------------|--------|----------|-----------------|-------|
| Average RPI Win: | 218 | WON-LOST | WINNING | LAST 10 | STRENGTH OF | OPP. STRENGTH | TEAM | ADJ | CONF. | ADJ CONF. | |
| Average RPI Loss: | 113 | RECORD | PCT. RANK | GAMES | SCHEDULE | OF SCHEDULE | RPI | RPI | RPI | RPI | |
| DIV. I ONLY | 10-6-2 | .61111 | 96 | 6-3-1 | 235 | 128 | 135 | .51255 | 136 | 17 | 17 |
| DIV. I NON-CONF. | 4-3-1 | .5625 | 132 | 0-0-0 | 235 | 89 | 172 | .49846 | 172 | 15 | 15 |
| <hr/> | | | | | | | | | | | |
| TOTALS | RPI 1-25 | RPI 26-50 | | W-L RECORDS | RPI 51-100 | | RPI 101-150 | | RPI 150+ | | |
| 10-6-2 | 0-0-0 | 0-3-0 | | OVERALL | 0-0-1 | | 1-1-0 | | 9-2-1 | | |
| 8-2-0 | 0-0-0 | 0-1-0 | | HOME | 0-0-0 | | 1-1-0 | | 7-0-0 | | |
| 2-4-2 | 0-0-0 | 0-2-0 | | AWAY | 0-0-1 | | 0-0-0 | | 2-2-1 | | |
| 0-0-0 | 0-0-0 | 0-0-0 | | NEUTRAL | 0-0-0 | | 0-0-0 | | 0-0-0 | | |
| <hr/> | | | | | | | | | | | |
| 4-3-1 | 0-0-0 | 0-2-0 | | NON-CONFERENCE | 0-0-0 | | 0-0-0 | | 4-1-1 | | |
| 3-1-0 | 0-0-0 | 0-1-0 | | HOME | 0-0-0 | | 0-0-0 | | 3-0-0 | | |
| 1-2-1 | 0-0-0 | 0-0- | | AWAY | 0-0-0 | | 0-0-0 | | 1-1-1 | | |
| 0-0-0 | 0-0-0 | 0-0-0 | | NEUTRAL | 0-0-0 | | 0-0-0 | | 0-0-0 | | |
| <hr/> | | | | | | | | | | | |
| 6-3-1 | 0-0-0 | 0-1-0 | | CONFERENCE | 0-0-1 | | 1-1-0 | | 5-1-0 | | |
| 5-1-0 | 0-0-0 | 0-0-0 | | HOME | 0-0-0 | | 1-1-0 | | 4-0-0 | | |
| 1-2-1 | 0-0-0 | 0-1-0 | | AWAY | 0-0-1 | | 0-0-0 | | 1-1-0 | | |
| 0-0-0 | 0-0-0 | 0-0-0 | | NEUTRAL | 0-0-0 | | 0-0-0 | | 0-0-0 | | |
| <hr/> | | | | | | | | | | | |
| RPI S | Opponent | Score | RPI S | Opponent | Score | RPI S | Opponent | Score | RPI S | Opponent | Score |
| | | | 36 A | Arkansas | 1 3 | 94 A | Colorado Col. | 1 1 | 123 H | Wyoming | 2 0 |
| | | | 44 H | Utah | 0 3 | | | | 137 H | UNLV | 0 1 |
| | | | 45 A | San Diego St. | 1 2 | | | | 151 H | UC Riverside | 1 0 |
| | | | | | | | | | 175 A | Sam Houston St. | 3 0 |
| | | | | | | | | | 187 A | New Mexico | 2 0 |
| | | | | | | | | | 195 A | Missouri St. | 0 2 |
| | | | | | | | | | 209 H | Idaho St. | 4 2 |
| | | | | | | | | | 218 H | San Jose St. | 1 0 |
| | | | | | | | | | 222 A | Houston | 1 1 |
| | | | | | | | | | 223 A | Air Force | 0 1 |
| | | | | | | | | | 260 H | Nevada | 4 0 |
| | | | | | | | | | 272 H | Colorado St. | 1 0 |
| | | | | | | | | | 279 H | Fresno St. | 2 1 |
| | | | | | | | | | 301 H | Omaha | 3 0 |
| <hr/> | | | | | | | | | | | |
| LAST 10 GAMES | | | | | | | | | | | |
| | | | 260 H | Nevada | 4 0 | 218 H | San Jose St. | 1 0 | | | |
| | | | 137 H | UNLV | 0 1 | 272 H | Colorado St. | 1 0 | | | |
| | | | 187 A | New Mexico | 2 0 | 123 H | Wyoming | 2 0 | | | |
| | | | 45 A | San Diego St. | 1 2 | 223 A | Air Force | 0 1 | | | |
| | | | 279 H | Fresno St. | 2 1 | 94 A | Colorado Col. | 1 1 | | | |

Non-Div. I Games:

Utah St.

UNLV

| Average RPI Win: 208 | | WON-LOST | WINNING | LAST 10 | STRENGTH OF | OPP. STRENGTH | TEAM | ADJ | CONF. | ADJ CONF. | | | | | |
|-----------------------|---|----------|-----------|-----------|-------------|----------------|-------|------------|--------|---------------|-------|----------|---|--------------------|-----|
| Average RPI Loss: 132 | | RECORD | PCT. RANK | GAMES | SCHEDULE | OF SCHEDULE | RPI | RPI | RPI | RPI | | | | | |
| DIV. I ONLY | | 9-8-1 | .52778 | 150 | 4-6-0 | 145 | 156 | 146 | .51192 | 137 | 17 | 17 | | | |
| DIV. I NON-CONF. | | 5-2-1 | .6875 | 69 | 0-0-0 | 137 | 126 | 75 | .55996 | 73 | 15 | 15 | | | |
| <hr/> | | | | | | | | | | | | | | | |
| TOTALS | | RPI 1-25 | | RPI 26-50 | | W-L RECORDS | | RPI 51-100 | | RPI 101-150 | | RPI 150+ | | | |
| 9-8-1 | | 0-0-0 | | 0-1-1 | | OVERALL | | 1-2-0 | | 2-2-0 | | 6-3-0 | | | |
| 4-5-0 | | 0-0-0 | | 0-1-0 | | HOME | | 0-1-0 | | 1-0-0 | | 3-3-0 | | | |
| 5-3-1 | | 0-0-0 | | 0-0-1 | | AWAY | | 1-1-0 | | 1-2-0 | | 3-0-0 | | | |
| 0-0-0 | | 0-0-0 | | 0-0-0 | | NEUTRAL | | 0-0-0 | | 0-0-0 | | 0-0-0 | | | |
| 5-2-1 | | 0-0-0 | | 0-0-1 | | NON-CONFERENCE | | 1-1-0 | | 1-1-0 | | 3-0-0 | | | |
| 3-1-0 | | 0-0-0 | | 0-0-0 | | HOME | | 0-1-0 | | 1-0-0 | | 2-0-0 | | | |
| 2-1-1 | | 0-0-0 | | 0-1- | | AWAY | | 1-0-0 | | 0-1-0 | | 1-0-0 | | | |
| 0-0-0 | | 0-0-0 | | 0-0-0 | | NEUTRAL | | 0-0-0 | | 0-0-0 | | 0-0-0 | | | |
| 4-6-0 | | 0-0-0 | | 0-1-0 | | CONFERENCE | | 0-1-0 | | 1-1-0 | | 3-3-0 | | | |
| 1-4-0 | | 0-0-0 | | 0-1-0 | | HOME | | 0-0-0 | | 0-0-0 | | 1-3-0 | | | |
| 3-2-0 | | 0-0-0 | | 0-0-0 | | AWAY | | 0-1-0 | | 1-1-0 | | 2-0-0 | | | |
| 0-0-0 | | 0-0-0 | | 0-0-0 | | NEUTRAL | | 0-0-0 | | 0-0-0 | | 0-0-0 | | | |
| RPI | S | Opponent | Score | RPI | S | Opponent | Score | RPI | S | Opponent | Score | | | | |
| | | | | 44 | A | Utah | 1 1 | 51 | H | Colorado | 0 3 | 102 | A | Utah Valley | 0 1 |
| | | | | 45 | H | San Diego St. | 0 3 | 81 | A | UTEP | 1 0 | 123 | A | Wyoming | 0 3 |
| | | | | | | | | 94 | A | Colorado Col. | 0 2 | 129 | H | Northern Ariz. | 2 1 |
| | | | | | | | | | | | | 136 | A | Utah St. | 1 0 |
| | | | | | | | | | | | | 172 | H | Boise St. | 0 2 |
| | | | | | | | | | | | | 187 | H | New Mexico | 0 1 |
| | | | | | | | | | | | | 211 | H | Grand Canyon | 3 2 |
| | | | | | | | | | | | | 218 | H | San Jose St. | 3 0 |
| | | | | | | | | | | | | 223 | A | Air Force | 2 0 |
| | | | | | | | | | | | | 272 | A | Colorado St. | 1 0 |
| | | | | | | | | | | | | 279 | H | Fresno St. | 0 1 |
| | | | | | | | | | | | | 292 | H | Saint Francis (PA) | 3 0 |
| | | | | | | | | | | | | 309 | A | New Mexico St. | 3 2 |
| <hr/> | | | | | | | | | | | | | | | |
| LAST 10 GAMES | | | | | | | | | | | | | | | |
| | | | | 172 | H | Boise St. | 0 2 | 187 | H | New Mexico | 0 1 | | | | |
| | | | | 136 | A | Utah St. | 1 0 | 218 | H | San Jose St. | 3 0 | | | | |
| | | | | 223 | A | Air Force | 2 0 | 279 | H | Fresno St. | 0 1 | | | | |
| | | | | 94 | A | Colorado Col. | 0 2 | 123 | A | Wyoming | 0 3 | | | | |
| | | | | 45 | H | San Diego St. | 0 3 | 272 | A | Colorado St. | 1 0 | | | | |

Non-Div. I Games:

UNLV

| Average RPI Win: 143 | | WON-LOST RECORD | | WINNING PCT. RANK | | LAST 10 GAMES | | STRENGTH OF SCHEDULE | | OPP. STRENGTH OF SCHEDULE | | TEAM RPI | | ADJ RPI | | CONF. RPI | | ADJ CONF. RPI | | | |
|----------------------|---|-----------------|--|-------------------|--|----------------|---|----------------------|--|---------------------------|--|----------|---|--------------|--|-----------|--|---------------|---|----------------|-----|
| DIV. I ONLY | | 6-11-1 | | .36111 249 | | 1-9-0 | | 45 | | 83 | | 136 | | .51181 138 | | 5 | | 5 | | | |
| DIV. I NON-CONF. | | 4-1-1 | | .75 44 | | 0-0-0 | | 44 | | 274 | | 37 | | .59697 39 | | 5 | | 5 | | | |
| TOTALS | | RPI 1-25 | | RPI 26-50 | | W-L RECORDS | | RPI 51-100 | | RPI 101-150 | | RPI 150+ | | | | | | | | | |
| 6-11-1 | | 0-2-0 | | 0-2-0 | | OVERALL | | 1-5-0 | | 3-1-0 | | 2-1-1 | | | | | | | | | |
| 4-6-0 | | 0-2-0 | | 0-1-0 | | HOME | | 0-2-0 | | 2-0-0 | | 2-1-0 | | | | | | | | | |
| 2-5-1 | | 0-0-0 | | 0-1-0 | | AWAY | | 1-3-0 | | 1-1-0 | | 0-0-1 | | | | | | | | | |
| 0-0-0 | | 0-0-0 | | 0-0-0 | | NEUTRAL | | 0-0-0 | | 0-0-0 | | 0-0-0 | | | | | | | | | |
| 4-1-1 | | 0-0-0 | | 0-0-0 | | NON-CONFERENCE | | 0-1-0 | | 2-0-0 | | 2-0-1 | | | | | | | | | |
| 3-1-0 | | 0-0-0 | | 0-0-0 | | HOME | | 0-1-0 | | 1-0-0 | | 2-0-0 | | | | | | | | | |
| 1-0-1 | | 0-0-0 | | 0-0- | | AWAY | | 0-0-0 | | 1-0-0 | | 0-0-1 | | | | | | | | | |
| 0-0-0 | | 0-0-0 | | 0-0-0 | | NEUTRAL | | 0-0-0 | | 0-0-0 | | 0-0-0 | | | | | | | | | |
| 2-10-0 | | 0-2-0 | | 0-2-0 | | CONFERENCE | | 1-4-0 | | 1-1-0 | | 0-1-0 | | | | | | | | | |
| 1-5-0 | | 0-2-0 | | 0-1-0 | | HOME | | 0-1-0 | | 1-0-0 | | 0-1-0 | | | | | | | | | |
| 1-5-0 | | 0-0-0 | | 0-1-0 | | AWAY | | 1-3-0 | | 0-1-0 | | 0-0-0 | | | | | | | | | |
| 0-0-0 | | 0-0-0 | | 0-0-0 | | NEUTRAL | | 0-0-0 | | 0-0-0 | | 0-0-0 | | | | | | | | | |
| RPI | S | Opponent | | Score | | RPI | S | Opponent | | Score | | RPI | S | Opponent | | Score | | | | | |
| 3 | H | Penn St. | | 0 1 | | 35 | A | Rutgers | | 0 4 | | 59 | H | Miami (OH) | | 0 1 | | 104 | H | Ohio St. | 3 1 |
| 12 | H | Wisconsin | | 0 1 | | 50 | H | Minnesota | | 0 1 | | 68 | A | Iowa | | 1 3 | | 109 | H | Ball St. | 2 0 |
| | | | | | | | | | | | | 69 | A | Illinois | | 0 3 | | 112 | A | Nebraska | 0 1 |
| | | | | | | | | | | | | 72 | H | Michigan St. | | 0 2 | | 131 | A | Marshall | 2 1 |
| | | | | | | | | | | | | 73 | A | Maryland | | 1 2 | | 159 | H | Indiana | 0 1 |
| | | | | | | | | | | | | 75 | A | Northwestern | | 2 1 | | 183 | H | SIUE | 4 1 |
| | | | | | | | | | | | | | | | | | | 253 | H | Ohio | 2 0 |
| | | | | | | | | | | | | | | | | | | 275 | A | Youngstown St. | 1 1 |
| LAST 10 GAMES | | | | | | | | | | | | | | | | | | | | | |
| | | | | | | 159 | H | Indiana | | 0 1 | | 73 | A | Maryland | | 1 2 | | | | | |
| | | | | | | 68 | A | Iowa | | 1 3 | | 12 | H | Wisconsin | | 0 1 | | | | | |
| | | | | | | 112 | A | Nebraska | | 0 1 | | 50 | H | Minnesota | | 0 1 | | | | | |
| | | | | | | 72 | H | Michigan St. | | 0 2 | | 69 | A | Illinois | | 0 3 | | | | | |
| | | | | | | 35 | A | Rutgers | | 0 4 | | 75 | A | Northwestern | | 2 1 | | | | | |

Non-Div. I Games:

Purdue

| Average RPI Win: 268 | | WON-LOST RECORD | | WINNING PCT. RANK | | LAST 10 GAMES | | STRENGTH OF SCHEDULE | | OPP. STRENGTH OF SCHEDULE | | TEAM RPI | | ADJ RPI | | CONF. RPI | | ADJ CONF. RPI | |
|-----------------------|----------|-----------------|--|-------------------|-------------------|----------------|--|----------------------|-------------------|---------------------------|--|----------|-------------------|------------|--|-----------|--|---------------|--|
| Average RPI Loss: 115 | | | | | | | | | | | | | | | | | | | |
| DIV. I ONLY | | 10-4-3 | | .67647 62 | | 7-2-1 | | 252 | | 248 | | 133 | | .51171 139 | | 28 | | 28 | |
| DIV. I NON-CONF. | | 4-3-2 | | .55556 139 | | 1-1-0 | | 212 | | 200 | | 181 | | .49173 186 | | 25 | | 25 | |
| TOTALS | | RPI 1-25 | | RPI 26-50 | | W-L RECORDS | | RPI 51-100 | | RPI 101-150 | | RPI 150+ | | | | | | | |
| 10-4-3 | | 0-1-0 | | 0-0-0 | | OVERALL | | 0-1-0 | | 0-1-1 | | 10-1-2 | | | | | | | |
| 6-1-0 | | 0-0-0 | | 0-0-0 | | HOME | | 0-0-0 | | 0-0-0 | | 6-1-0 | | | | | | | |
| 4-3-3 | | 0-1-0 | | 0-0-0 | | AWAY | | 0-1-0 | | 0-1-1 | | 4-0-2 | | | | | | | |
| 0-0-0 | | 0-0-0 | | 0-0-0 | | NEUTRAL | | 0-0-0 | | 0-0-0 | | 0-0-0 | | | | | | | |
| 4-3-2 | | 0-1-0 | | 0-0-0 | | NON-CONFERENCE | | 0-1-0 | | 0-0-0 | | 4-1-2 | | | | | | | |
| 2-1-0 | | 0-0-0 | | 0-0-0 | | HOME | | 0-0-0 | | 0-0-0 | | 2-1-0 | | | | | | | |
| 2-2-2 | | 0-1-0 | | 0-0- | | AWAY | | 0-1-0 | | 0-0-0 | | 2-0-2 | | | | | | | |
| 0-0-0 | | 0-0-0 | | 0-0-0 | | NEUTRAL | | 0-0-0 | | 0-0-0 | | 0-0-0 | | | | | | | |
| 6-1-1 | | 0-0-0 | | 0-0-0 | | CONFERENCE | | 0-0-0 | | 0-1-1 | | 6-0-0 | | | | | | | |
| 4-0-0 | | 0-0-0 | | 0-0-0 | | HOME | | 0-0-0 | | 0-0-0 | | 4-0-0 | | | | | | | |
| 2-1-1 | | 0-0-0 | | 0-0-0 | | AWAY | | 0-0-0 | | 0-1-1 | | 2-0-0 | | | | | | | |
| 0-0-0 | | 0-0-0 | | 0-0-0 | | NEUTRAL | | 0-0-0 | | 0-0-0 | | 0-0-0 | | | | | | | |
| RPI S | Opponent | Score | | RPI S | Opponent | Score | | RPI S | Opponent | Score | | RPI S | Opponent | Score | | | | | |
| 17 A | Kansas | 0 1 | | | | | | 78 A | Tulsa | 0 2 | | 102 A | Utah Valley | 0 2 | | | | | |
| | | | | | | | | | | | | 124 A | Seattle | 1 1 | | | | | |
| | | | | | | | | | | | | 176 A | Creighton | 2 0 | | | | | |
| | | | | | | | | | | | | 183 A | SIUE | 1 1 | | | | | |
| | | | | | | | | | | | | 195 H | Missouri St. | 1 0 | | | | | |
| | | | | | | | | | | | | 211 H | Grand Canyon | 2 0 | | | | | |
| | | | | | | | | | | | | 243 A | Oral Roberts | 1 1 | | | | | |
| | | | | | | | | | | | | 264 H | Central Ark. | 0 1 | | | | | |
| | | | | | | | | | | | | 277 H | Bakersfield | 4 0 | | | | | |
| | | | | | | | | | | | | 295 A | Tex.-Pan American | 2 1 | | | | | |
| | | | | | | | | | | | | 295 H | Tex.-Pan American | 6 0 | | | | | |
| | | | | | | | | | | | | 304 H | Western Ill. | 3 0 | | | | | |
| | | | | | | | | | | | | 309 A | New Mexico St. | 2 1 | | | | | |
| | | | | | | | | | | | | 309 H | New Mexico St. | 4 2 | | | | | |
| | | | | | | | | | | | | 312 A | Eastern Ill. | 4 1 | | | | | |
| | | | | LAST 10 GAMES | | | | | | | | | | | | | | | |
| | | | | 102 A | Utah Valley | 0 2 | | 309 A | New Mexico St. | 2 1 | | | | | | | | | |
| | | | | 124 A | Seattle | 1 1 | | 295 H | Tex.-Pan American | 6 0 | | | | | | | | | |
| | | | | 277 H | Bakersfield | 4 0 | | 309 H | New Mexico St. | 4 2 | | | | | | | | | |
| | | | | 211 H | Grand Canyon | 2 0 | | 176 A | Creighton | 2 0 | | | | | | | | | |
| | | | | 295 A | Tex.-Pan American | 2 1 | | 17 A | Kansas | 0 1 | | | | | | | | | |

Non-Div. I Games:

UMKC

| Average RPI Win: 200 | | WON-LOST RECORD | WINNING PCT. RANK | | LAST 10 GAMES | STRENGTH OF SCHEDULE | OPP. STRENGTH OF SCHEDULE | TEAM RPI | ADJ RPI | CONF. RPI | ADJ CONF. RPI | | | | | | |
|-----------------------|---|--------------------|----------------------|-----------|------------------|-------------------------|------------------------------|-------------|------------|--------------|------------------|----------|---|-------------|--|-------|---|
| Average RPI Loss: 113 | | | | | | | | | | | | | | | | | |
| DIV. I ONLY | | 8-7-1 | .53125 | 142 | 5-4-1 | 173 | 104 | 145 | .51148 | 140 | 7 | 7 | | | | | |
| DIV. I NON-CONF. | | 5-5-0 | .5 | 153 | 2-2-0 | 231 | 101 | 199 | .48425 | 197 | 7 | 7 | | | | | |
| <hr/> | | | | | | | | | | | | | | | | | |
| TOTALS | | RPI 1-25 | | RPI 26-50 | | W-L RECORDS | | RPI 51-100 | | RPI 101-150 | | RPI 150+ | | | | | |
| 8-7-1 | | 0-1-1 | | 0-1-0 | | OVERALL | | 2-0-0 | | 0-3-0 | | 6-2-0 | | | | | |
| 3-3-1 | | 0-1-1 | | 0-0-0 | | HOME | | 0-0-0 | | 0-1-0 | | 3-1-0 | | | | | |
| 5-4-0 | | 0-0-0 | | 0-1-0 | | AWAY | | 2-0-0 | | 0-2-0 | | 3-1-0 | | | | | |
| 0-0-0 | | 0-0-0 | | 0-0-0 | | NEUTRAL | | 0-0-0 | | 0-0-0 | | 0-0-0 | | | | | |
| 5-5-0 | | 0-1-0 | | 0-0-0 | | NON-CONFERENCE | | 1-0-0 | | 0-3-0 | | 4-1-0 | | | | | |
| 1-2-0 | | 0-1-0 | | 0-0-0 | | HOME | | 0-0-0 | | 0-1-0 | | 1-0-0 | | | | | |
| 4-3-0 | | 0-0-0 | | 0-0- | | AWAY | | 1-0-0 | | 0-2-0 | | 3-1-0 | | | | | |
| 0-0-0 | | 0-0-0 | | 0-0-0 | | NEUTRAL | | 0-0-0 | | 0-0-0 | | 0-0-0 | | | | | |
| 3-2-1 | | 0-0-1 | | 0-1-0 | | CONFERENCE | | 1-0-0 | | 0-0-0 | | 2-1-0 | | | | | |
| 2-1-1 | | 0-0-1 | | 0-0-0 | | HOME | | 0-0-0 | | 0-0-0 | | 2-1-0 | | | | | |
| 1-1-0 | | 0-0-0 | | 0-1-0 | | AWAY | | 1-0-0 | | 0-0-0 | | 0-0-0 | | | | | |
| 0-0-0 | | 0-0-0 | | 0-0-0 | | NEUTRAL | | 0-0-0 | | 0-0-0 | | 0-0-0 | | | | | |
| RPI | S | Opponent | | Score | | RPI | S | Opponent | | Score | | RPI | S | Opponent | | Score | |
| 14 | H | Washington St. | | 1 | 2 | 31 | A | BYU | | 0 | 2 | 54 | A | San Diego | | 2 | 0 |
| 18 | H | Pepperdine | | 1 | 1 | | | | | | | 70 | A | North Texas | | 2 | 1 |
| | | | | | | | | | | | | | | | | | |
| | | | | | | | | | | | | | | | | | |
| | | | | | | | | | | | | | | | | | |
| | | | | | | | | | | | | | | | | | |
| | | | | | | | | | | | | | | | | | |
| | | | | | | | | | | | | | | | | | |
| | | | | | | | | | | | | | | | | | |
| | | | | | | | | | | | | | | | | | |
| | | | | | | | | | | | | | | | | | |
| | | | | | | | | | | | | | | | | | |
| | | | | | | | | | | | | | | | | | |
| | | | | | | | | | | | | | | | | | |
| | | | | | | | | | | | | | | | | | |
| | | | | | | | | | | | | | | | | | |
| | | | | | | | | | | | | | | | | | |
| | | | | | | | | | | | | | | | | | |
| | | | | | | | | | | | | | | | | | |
| | | | | | | | | | | | | | | | | | |
| | | | | | | | | | | | | | | | | | |
| | | | | | | | | | | | | | | | | | |
| | | | | | | | | | | | | | | | | | |
| | | | | | | | | | | | | | | | | | |
| | | | | | | | | | | | | | | | | | |
| | | | | | | | | | | | | | | | | | |
| | | | | | | | | | | | | | | | | | |
| | | | | | | | | | | | | | | | | | |
| | | | | | | | | | | | | | | | | | |
| | | | | | | | | | | | | | | | | | |
| | | | | | | | | | | | | | | | | | |
| | | | | | | | | | | | | | | | | | |
| | | | | | | | | | | | | | | | | | |
| | | | | | | | | | | | | | | | | | |
| | | | | | | | | | | | | | | | | | |
| | | | | | | | | | | | | | | | | | |
| | | | | | | | | | | | | | | | | | |
| | | | | | | | | | | | | | | | | | |
| | | | | | | | | | | | | | | | | | |
| | | | | | | | | | | | | | | | | | |
| | | | | | | | | | | | | | | | | | |
| | | | | | | | | | | | | | | | | | |
| | | | | | | | | | | | | | | | | | |
| | | | | | | | | | | | | | | | | | |
| | | | | | | | | | | | | | | | | | |
| | | | | | | | | | | | | | | | | | |
| | | | | | | | | | | | | | | | | | |
| | | | | | | | | | | | | | | | | | |
| | | | | | | | | | | | | | | | | | |
| | | | | | | | | | | | | | | | | | |
| | | | | | | | | | | | | | | | | | |
| | | | | | | | | | | | | | | | | | |

Non-Div. I Games:

Gonzaga

| Average RPI Win: | 227 | WON-LOST | WINNING | LAST 10 | STRENGTH OF | OPP. STRENGTH | TEAM | ADJ | CONF. | ADJ CONF. | |
|-------------------|----------|-----------|---------------|----------------|-------------|---------------|----------------|-------------|-------|--------------------|-------|
| Average RPI Loss: | 114 | RECORD | PCT. RANK | GAMES | SCHEDULE | OF SCHEDULE | RPI | RPI | RPI | RPI | |
| DIV. I ONLY | 10-7-1 | .58333 | 112 | 5-5-0 | 193 | 167 | 138 | .51144 | 141 | 19 | 19 |
| DIV. I NON-CONF. | 6-4-1 | .59091 | 126 | 1-2-0 | 154 | 131 | 109 | .52886 | 115 | 19 | 19 |
| <hr/> | | | | | | | | | | | |
| TOTALS | RPI 1-25 | RPI 26-50 | | W-L RECORDS | | RPI 51-100 | | RPI 101-150 | | RPI 150+ | |
| 10-7-1 | 0-0-0 | 0-1-0 | | OVERALL | | 1-2-0 | | 0-1-1 | | 9-3-0 | |
| 6-3-1 | 0-0-0 | 0-0-0 | | HOME | | 1-1-0 | | 0-1-1 | | 5-1-0 | |
| 3-4-0 | 0-0-0 | 0-1-0 | | AWAY | | 0-1-0 | | 0-0-0 | | 3-2-0 | |
| 1-0-0 | 0-0-0 | 0-0-0 | | NEUTRAL | | 0-0-0 | | 0-0-0 | | 1-0-0 | |
| <hr/> | | | | | | | | | | | |
| 6-4-1 | 0-0-0 | 0-0-0 | | NON-CONFERENCE | | 1-2-0 | | 0-1-1 | | 5-1-0 | |
| 4-2-1 | 0-0-0 | 0-0-0 | | HOME | | 1-1-0 | | 0-1-1 | | 3-0-0 | |
| 1-2-0 | 0-0-0 | 0-0- | | AWAY | | 0-1-0 | | 0-0-0 | | 1-1-0 | |
| 1-0-0 | 0-0-0 | 0-0-0 | | NEUTRAL | | 0-0-0 | | 0-0-0 | | 1-0-0 | |
| <hr/> | | | | | | | | | | | |
| 4-3-0 | 0-0-0 | 0-1-0 | | CONFERENCE | | 0-0-0 | | 0-0-0 | | 4-2-0 | |
| 2-1-0 | 0-0-0 | 0-0-0 | | HOME | | 0-0-0 | | 0-0-0 | | 2-1-0 | |
| 2-2-0 | 0-0-0 | 0-1-0 | | AWAY | | 0-0-0 | | 0-0-0 | | 2-1-0 | |
| 0-0-0 | 0-0-0 | 0-0-0 | | NEUTRAL | | 0-0-0 | | 0-0-0 | | 0-0-0 | |
| <hr/> | | | | | | | | | | | |
| RPI S | Opponent | Score | RPI S | Opponent | Score | RPI S | Opponent | Score | RPI S | Opponent | Score |
| | | | 37 A | FGCU | 0 2 | 53 H | Boston College | 0 1 | 117 H | Bucknell | 1 2 |
| | | | | | | 84 H | Ga. Southern | 2 0 | 145 H | High Point | 0 0 |
| | | | | | | 95 A | Furman | 0 2 | 152 H | Fla. Atlantic | 1 0 |
| | | | | | | | | | 161 A | Miami (FL) | 0 1 |
| | | | | | | | | | 164 A | Lipscomb | 0 1 |
| | | | | | | | | | 174 H | Kennesaw St. | 0 1 |
| | | | | | | | | | 198 H | Coastal Caro. | 2 1 |
| | | | | | | | | | 205 N | UAB | 2 1 |
| | | | | | | | | | 246 H | Lafayette | 3 0 |
| | | | | | | | | | 254 A | Col. of Charleston | 2 1 |
| | | | | | | | | | 266 A | Northern Ky. | 1 0 |
| | | | | | | | | | 269 A | North Florida | 3 0 |
| | | | | | | | | | 280 H | Stetson | 2 1 |
| | | | | | | | | | 319 H | USC Upstate | 2 1 |
| <hr/> | | | | | | | | | | | |
| | | | LAST 10 GAMES | | | | | | | | |
| | | | 269 A | North Florida | 3 0 | 266 A | Northern Ky. | 1 0 | | | |
| | | | 37 A | FGCU | 0 2 | 280 H | Stetson | 2 1 | | | |
| | | | 319 H | USC Upstate | 2 1 | 84 H | Ga. Southern | 2 0 | | | |
| | | | 174 H | Kennesaw St. | 0 1 | 95 A | Furman | 0 2 | | | |
| | | | 164 A | Lipscomb | 0 1 | 117 H | Bucknell | 1 2 | | | |

Non-Div. I Games:

Jacksonville

| Average RPI Win: 255 | | WON-LOST | WINNING | LAST 10 | STRENGTH OF | | OPP. STRENGTH | TEAM | ADJ | | CONF. | ADJ CONF. |
|-----------------------|----------|----------|-----------|----------|----------------|-------|-------------------|-------|-------------|--------------------|----------|-----------|
| Average RPI Loss: 120 | | RECORD | PCT. RANK | GAMES | SCHEDULE | | OF SCHEDULE | RPI | RPI | | RPI | RPI |
| DIV. I ONLY | | 14-5-0 | .73684 | 32 | 6-4-0 | | 298 | 267 | 139 | | 20 | 20 |
| DIV. I NON-CONF. | | 8-2-0 | .8 | 34 | 0-1-0 | | 300 | 282 | 147 | | 23 | 23 |
| TOTALS | | RPI 1-25 | RPI 26-50 | | W-L RECORDS | | RPI 51-100 | | RPI 101-150 | | RPI 150+ | |
| 14-5-0 | | 0-0-0 | 0-0-0 | | OVERALL | | 1-3-0 | | 1-0-0 | | 12-2-0 | |
| 9-2-0 | | 0-0-0 | 0-0-0 | | HOME | | 0-2-0 | | 1-0-0 | | 8-0-0 | |
| 5-3-0 | | 0-0-0 | 0-0-0 | | AWAY | | 1-1-0 | | 0-0-0 | | 4-2-0 | |
| 0-0-0 | | 0-0-0 | 0-0-0 | | NEUTRAL | | 0-0-0 | | 0-0-0 | | 0-0-0 | |
| 8-2-0 | | 0-0-0 | 0-0-0 | | NON-CONFERENCE | | 0-2-0 | | 0-0-0 | | 8-0-0 | |
| 6-1-0 | | 0-0-0 | 0-0-0 | | HOME | | 0-1-0 | | 0-0-0 | | 6-0-0 | |
| 2-1-0 | | 0-0-0 | 0-0- | | AWAY | | 0-1-0 | | 0-0-0 | | 2-0-0 | |
| 0-0-0 | | 0-0-0 | 0-0-0 | | NEUTRAL | | 0-0-0 | | 0-0-0 | | 0-0-0 | |
| 6-3-0 | | 0-0-0 | 0-0-0 | | CONFERENCE | | 1-1-0 | | 1-0-0 | | 4-2-0 | |
| 3-1-0 | | 0-0-0 | 0-0-0 | | HOME | | 0-1-0 | | 1-0-0 | | 2-0-0 | |
| 3-2-0 | | 0-0-0 | 0-0-0 | | AWAY | | 1-0-0 | | 0-0-0 | | 2-2-0 | |
| 0-0-0 | | 0-0-0 | 0-0-0 | | NEUTRAL | | 0-0-0 | | 0-0-0 | | 0-0-0 | |
| RPI S | Opponent | Score | RPI S | Opponent | Score | RPI S | Opponent | Score | RPI S | Opponent | Score | |
| | | | | | | 60 H | Tennessee | 0 3 | 120 H | UNC Greensboro | 3 1 | |
| | | | | | | 88 A | Samford | 3 1 | 156 A | Mercer | 1 2 | |
| | | | | | | 90 A | George Washington | 1 3 | 163 H | Appalachian St. | 1 0 | |
| | | | | | | 95 H | Furman | 0 3 | 197 A | Western Caro. | 2 3 | |
| | | | | | | | | | 207 H | Campbell | 3 2 | |
| | | | | | | | | | 224 H | Wofford | 3 0 | |
| | | | | | | | | | 244 H | Radford | 3 2 | |
| | | | | | | | | | 298 A | Howard | 4 3 | |
| | | | | | | | | | 299 A | Tennessee Tech | 5 1 | |
| | | | | | | | | | 303 A | Citadel | 5 3 | |
| | | | | | | | | | 317 H | VMI | 7 0 | |
| | | | | | | | | | 319 H | USC Upstate | 5 0 | |
| | | | | | | | | | 324 H | Alabama A&M | 12 0 | |
| | | | | | | | | | 327 A | Chattanooga | 5 1 | |
| | | | | | | | | | 331 H | South Carolina St. | 6 1 | |
| LAST 10 GAMES | | | | | | | | | | | | |
| | | | | | | 197 A | Western Caro. | 2 3 | 327 A | Chattanooga | 5 1 | |
| | | | | | | 120 H | UNC Greensboro | 3 1 | 88 A | Samford | 3 1 | |
| | | | | | | 317 H | VMI | 7 0 | 224 H | Wofford | 3 0 | |
| | | | | | | 303 A | Citadel | 5 3 | 95 H | Furman | 0 3 | |
| | | | | | | 156 A | Mercer | 1 2 | 60 H | Tennessee | 0 3 | |

Non-Div. I Games:

East Tenn. St.

| Average RPI Win: 227 | | WON-LOST RECORD | WINNING PCT. RANK | LAST 10 GAMES | STRENGTH OF SCHEDULE | OPP. STRENGTH OF SCHEDULE | TEAM RPI | ADJ RPI | CONF. RPI | ADJ CONF. RPI | |
|-----------------------|----------|--------------------|----------------------|------------------|-------------------------|------------------------------|-------------|---------------|--------------|------------------|----------|
| Average RPI Loss: 210 | | | | | | | | | | | |
| DIV. I ONLY | | 12-4-2 | .72222 37 | 6-2-2 | 299 | 238 | 144 | .51099 143 | 21 | 21 | |
| DIV. I NON-CONF. | | 8-2-0 | .8 34 | 2-0-0 | 279 | 256 | 115 | .5289 113 | 20 | 20 | |
| TOTALS | | RPI 1-25 | RPI 26-50 | | W-L RECORDS | | RPI 51-100 | | RPI 101-150 | | RPI 150+ |
| 12-4-2 | 0-0-0 | | 0-0-0 | | OVERALL | | 1-0-0 | | 2-1-0 | | 9-3-2 |
| 6-2-1 | 0-0-0 | | 0-0-0 | | HOME | | 1-0-0 | | 0-0-0 | | 5-2-1 |
| 5-2-1 | 0-0-0 | | 0-0-0 | | AWAY | | 0-0-0 | | 2-1-0 | | 3-1-1 |
| 1-0-0 | 0-0-0 | | 0-0-0 | | NEUTRAL | | 0-0-0 | | 0-0-0 | | 1-0-0 |
| 8-2-0 | 0-0-0 | | 0-0-0 | | NON-CONFERENCE | | 1-0-0 | | 1-1-0 | | 6-1-0 |
| 4-1-0 | 0-0-0 | | 0-0-0 | | HOME | | 1-0-0 | | 0-0-0 | | 3-1-0 |
| 3-1-0 | 0-0-0 | | 0-0- | | AWAY | | 0-0-0 | | 1-1-0 | | 2-0-0 |
| 1-0-0 | 0-0-0 | | 0-0-0 | | NEUTRAL | | 0-0-0 | | 0-0-0 | | 1-0-0 |
| 4-2-2 | 0-0-0 | | 0-0-0 | | CONFERENCE | | 0-0-0 | | 1-0-0 | | 3-2-2 |
| 2-1-1 | 0-0-0 | | 0-0-0 | | HOME | | 0-0-0 | | 0-0-0 | | 2-1-1 |
| 2-1-1 | 0-0-0 | | 0-0-0 | | AWAY | | 0-0-0 | | 1-0-0 | | 1-1-1 |
| 0-0-0 | 0-0-0 | | 0-0-0 | | NEUTRAL | | 0-0-0 | | 0-0-0 | | 0-0-0 |
| RPI S | Opponent | Score | RPI S | Opponent | Score | RPI S | Opponent | Score | RPI S | Opponent | Score |
| | | | | | | 67 H | Navy | 1 0 | 117 A | Bucknell | 2 1 |
| | | | | | | | | | 122 A | Hartford | 1 0 |
| | | | | | | | | | 147 A | Towson | 0 2 |
| | | | | | | | | | 157 H | Loyola Maryland | 3 2 |
| | | | | | | | | | 173 H | Saint Joseph's | 0 1 |
| | | | | | | | | | 200 A | New Hampshire | 0 0 |
| | | | | | | | | | 229 H | Maine | 1 0 |
| | | | | | | | | | 233 A | Albany (NY) | 1 0 |
| | | | | | | | | | 236 H | Binghamton | 0 1 |
| | | | | | | | | | 241 H | Stony Brook | 1 1 |
| | | | | | | | | | 276 H | UMass Lowell | 3 1 |
| | | | | | | | | | 285 A | Vermont | 1 2 |
| | | | | | | | | | 287 H | American | 3 0 |
| | | | | | | | | | 291 A | Robert Morris | 1 0 |
| | | | | | | | | | 298 A | Howard | 1 0 |
| | | | | | | | | | 321 N | Mt. St. Mary's | 6 0 |
| | | | | | | | | | 325 H | Delaware St. | 4 0 |
| LAST 10 GAMES | | | | | | | | | | | |
| | | | 236 H | Binghamton | 0 1 | | 200 A | New Hampshire | 0 0 | | |
| | | | 233 A | Albany (NY) | 1 0 | | 241 H | Stony Brook | 1 1 | | |
| | | | 122 A | Hartford | 1 0 | | 285 A | Vermont | 1 2 | | |
| | | | 276 H | UMass Lowell | 3 1 | | 291 A | Robert Morris | 1 0 | | |
| | | | 229 H | Maine | 1 0 | | 287 H | American | 3 0 | | |

Non-Div. I Games:

UMBC

| | | | | | | | | | | | | | | | | | | | | |
|----------------------|---|---------------|-----------------|-----------|-------------------|----------------|---------------|-------------------|----------------------|-------------|---------------------------|----------|----------|------------------|------------|-------|-----------|--|---------------|--|
| Average RPI Win: | | 187 | WON-LOST RECORD | | WINNING PCT. RANK | | LAST 10 GAMES | | STRENGTH OF SCHEDULE | | OPP. STRENGTH OF SCHEDULE | | TEAM RPI | | ADJ RPI | | CONF. RPI | | ADJ CONF. RPI | |
| DIV. I ONLY | | | 5-8-4 | | .41176 229 | | 3-4-3 | | 72 | | 91 | | 140 | | .51092 144 | | 8 | | 8 | |
| DIV. I NON-CONF. | | | 2-5-2 | | .33333 251 | | 0-1-1 | | 78 | | 54 | | 183 | | .49362 182 | | 9 | | 9 | |
| TOTALS | | RPI 1-25 | | RPI 26-50 | | W-L RECORDS | | RPI 51-100 | | RPI 101-150 | | RPI 150+ | | | | | | | | |
| 5-8-4 | | 0-3-0 | | 0-0-1 | | OVERALL | | 1-3-0 | | 0-1-1 | | 4-1-2 | | | | | | | | |
| 2-4-2 | | 0-1-0 | | 0-0-0 | | HOME | | 1-1-0 | | 0-1-1 | | 1-1-1 | | | | | | | | |
| 3-4-2 | | 0-2-0 | | 0-0-1 | | AWAY | | 0-2-0 | | 0-0-0 | | 3-0-1 | | | | | | | | |
| 0-0-0 | | 0-0-0 | | 0-0-0 | | NEUTRAL | | 0-0-0 | | 0-0-0 | | 0-0-0 | | | | | | | | |
| 2-5-2 | | 0-2-0 | | 0-0-0 | | NON-CONFERENCE | | 1-1-0 | | 0-1-1 | | 1-1-1 | | | | | | | | |
| 1-2-1 | | 0-0-0 | | 0-0-0 | | HOME | | 1-0-0 | | 0-1-1 | | 0-1-0 | | | | | | | | |
| 1-3-1 | | 0-2-0 | | 0-0- | | AWAY | | 0-1-0 | | 0-0-0 | | 1-0-1 | | | | | | | | |
| 0-0-0 | | 0-0-0 | | 0-0-0 | | NEUTRAL | | 0-0-0 | | 0-0-0 | | 0-0-0 | | | | | | | | |
| 3-3-2 | | 0-1-0 | | 0-0-1 | | CONFERENCE | | 0-2-0 | | 0-0-0 | | 3-0-1 | | | | | | | | |
| 1-2-1 | | 0-1-0 | | 0-0-0 | | HOME | | 0-1-0 | | 0-0-0 | | 1-0-1 | | | | | | | | |
| 2-1-1 | | 0-0-0 | | 0-0-1 | | AWAY | | 0-1-0 | | 0-0-0 | | 2-0-0 | | | | | | | | |
| 0-0-0 | | 0-0-0 | | 0-0-0 | | NEUTRAL | | 0-0-0 | | 0-0-0 | | 0-0-0 | | | | | | | | |
| RPI | S | Opponent | | Score | | RPI | S | Opponent | | Score | | RPI | S | Opponent | | Score | | | | |
| 6 | A | West Virginia | | 0 | 4 | 41 | A | Georgetown | | 1 | 1 | 79 | H | James Madison | | 3 | 0 | | | |
| 8 | A | Virginia | | 0 | 5 | | | | | | | 85 | A | Marquette | | 0 | 1 | | | |
| 24 | H | DePaul | | 1 | 2 | | | | | | | 89 | H | St. John's (NY) | | 0 | 1 | | | |
| | | | | | | | | | | | | 95 | A | Princeton | | 1 | 2 | | | |
| | | | | | | | | | | | | | | 103 H Drexel | | 1 | 2 | | | |
| | | | | | | | | | | | | | | 147 H Towson | | 0 | 0 | | | |
| | | | | | | | | | | | | | | 176 A Creighton | | 2 | 0 | | | |
| | | | | | | | | | | | | | | 177 A Butler | | 1 | 0 | | | |
| | | | | | | | | | | | | | | 178 H Pittsburgh | | 1 | 2 | | | |
| | | | | | | | | | | | | | | 194 A Lehigh | | 1 | 1 | | | |
| | | | | | | | | | | | | | | 227 H Seton Hall | | 0 | 0 | | | |
| | | | | | | | | | | | | | | 244 A Radford | | 1 | 0 | | | |
| | | | | | | | | | | | | | | 257 H Xavier | | 1 | 0 | | | |
| LAST 10 GAMES | | | | | | | | | | | | | | | | | | | | |
| 41 A Georgetown | | | | | | 1 | 1 | 257 H Xavier | | | | | | 1 | 0 | | | | | |
| 227 H Seton Hall | | | | | | 0 | 0 | 85 A Marquette | | | | | | 0 | 1 | | | | | |
| 176 A Creighton | | | | | | 2 | 0 | 177 A Butler | | | | | | 1 | 0 | | | | | |
| 89 H St. John's (NY) | | | | | | 0 | 1 | 6 A West Virginia | | | | | | 0 | 4 | | | | | |
| 24 H DePaul | | | | | | 1 | 2 | 147 H Towson | | | | | | 0 | 0 | | | | | |

Non-Div. I Games:

Villanova

| Average RPI Win: 271 | | WON-LOST | WINNING | LAST 10 | STRENGTH OF | OPP. STRENGTH | TEAM | ADJ | CONF. | ADJ CONF. | | |
|-----------------------|---|----------------|-----------|-----------|-------------|----------------|------|------------|--------|-------------|----|----------|
| Average RPI Loss: 109 | | RECORD | PCT. RANK | GAMES | SCHEDULE | OF SCHEDULE | RPI | RPI | RPI | RPI | | |
| DIV. I ONLY | | 9-4-3 | .65625 | 69 | 6-3-1 | 244 | 265 | 142 | .51053 | 145 | 25 | 25 |
| DIV. I NON-CONF. | | 3-2-2 | .57143 | 129 | 0-1-0 | 252 | 160 | 190 | .488 | 190 | 30 | 30 |
| <hr/> | | | | | | | | | | | | |
| TOTALS | | RPI 1-25 | | RPI 26-50 | | W-L RECORDS | | RPI 51-100 | | RPI 101-150 | | RPI 150+ |
| 9-4-3 | | 0-1-0 | | 0-0-0 | | OVERALL | | 0-0-0 | | 0-2-1 | | 9-1-2 |
| 4-1-2 | | 0-0-0 | | 0-0-0 | | HOME | | 0-0-0 | | 0-1-0 | | 4-0-2 |
| 4-3-1 | | 0-1-0 | | 0-0-0 | | AWAY | | 0-0-0 | | 0-1-1 | | 4-1-0 |
| 1-0-0 | | 0-0-0 | | 0-0-0 | | NEUTRAL | | 0-0-0 | | 0-0-0 | | 1-0-0 |
| 3-2-2 | | 0-1-0 | | 0-0-0 | | NON-CONFERENCE | | 0-0-0 | | 0-1-1 | | 3-0-1 |
| 1-0-1 | | 0-0-0 | | 0-0-0 | | HOME | | 0-0-0 | | 0-0-0 | | 1-0-1 |
| 1-2-1 | | 0-1-0 | | 0-0- | | AWAY | | 0-0-0 | | 0-1-1 | | 1-0-0 |
| 1-0-0 | | 0-0-0 | | 0-0-0 | | NEUTRAL | | 0-0-0 | | 0-0-0 | | 1-0-0 |
| 6-2-1 | | 0-0-0 | | 0-0-0 | | CONFERENCE | | 0-0-0 | | 0-1-0 | | 6-1-1 |
| 3-1-1 | | 0-0-0 | | 0-0-0 | | HOME | | 0-0-0 | | 0-1-0 | | 3-0-1 |
| 3-1-0 | | 0-0-0 | | 0-0-0 | | AWAY | | 0-0-0 | | 0-0-0 | | 3-1-0 |
| 0-0-0 | | 0-0-0 | | 0-0-0 | | NEUTRAL | | 0-0-0 | | 0-0-0 | | 0-0-0 |
| RPI | S | Opponent | | Score | | RPI | S | Opponent | | Score | | |
| 11 | A | South Carolina | | 0 2 | | | | | | | | |
| | | | | | | | | | | | | |
| | | | | | | | | | | | | |
| | | | | | | | | | | | | |
| | | | | | | | | | | | | |
| | | | | | | | | | | | | |
| | | | | | | | | | | | | |
| | | | | | | | | | | | | |
| | | | | | | | | | | | | |
| | | | | | | | | | | | | |
| | | | | | | | | | | | | |
| | | | | | | | | | | | | |
| | | | | | | | | | | | | |
| | | | | | | | | | | | | |
| | | | | | | | | | | | | |
| | | | | | | | | | | | | |
| | | | | | | | | | | | | |
| | | | | | | | | | | | | |
| | | | | | | | | | | | | |
| | | | | | | | | | | | | |
| | | | | | | | | | | | | |
| | | | | | | | | | | | | |
| | | | | | | | | | | | | |
| | | | | | | | | | | | | |
| | | | | | | | | | | | | |
| | | | | | | | | | | | | |
| | | | | | | | | | | | | |
| | | | | | | | | | | | | |
| | | | | | | | | | | | | |
| | | | | | | | | | | | | |
| | | | | | | | | | | | | |
| | | | | | | | | | | | | |
| | | | | | | | | | | | | |
| | | | | | | | | | | | | |
| | | | | | | | | | | | | |
| | | | | | | | | | | | | |
| | | | | | | | | | | | | |
| | | | | | | | | | | | | |
| | | | | | | | | | | | | |
| | | | | | | | | | | | | |
| | | | | | | | | | | | | |
| | | | | | | | | | | | | |
| | | | | | | | | | | | | |
| | | | | | | | | | | | | |
| | | | | | | | | | | | | |
| | | | | | | | | | | | | |
| | | | | | | | | | | | | |
| | | | | | | | | | | | | |
| | | | | | | | | | | | | |
| | | | | | | | | | | | | |
| | | | | | | | | | | | | |
| | | | | | | | | | | | | |
| | | | | | | | | | | | | |
| | | | | | | | | | | | | |
| | | | | | | | | | | | | |
| | | | | | | | | | | | | |
| | | | | | | | | | | | | |
| | | | | | | | | | | | | |
| | | | | | | | | | | | | |
| | | | | | | | | | | | | |
| | | | | | | | | | | | | |
| | | | | | | | | | | | | |
| | | | | | | | | | | | | |
| | | | | | | | | | | | | |
| | | | | | | | | | | | | |
| | | | | | | | | | | | | |
| | | | | | | | | | | | | |
| | | | | | | | | | | | | |

Non-Div. I Games:

High Point

| | | | | | | | | | | | | | | |
|-------------------------|----------|-----------|-----------|----------------|-------------|---------------|------------------------|--------|----------|-----------|----|----------------|-------|---|
| Average RPI Win: | 169 | WON-LOST | WINNING | LAST 10 | STRENGTH OF | OPP. STRENGTH | TEAM | ADJ | CONF. | ADJ CONF. | | | | |
| Average RPI Loss: | 77 | RECORD | PCT. RANK | GAMES | SCHEDULE | OF SCHEDULE | RPI | RPI | RPI | RPI | | | | |
| DIV. I ONLY | 7-10-1 | .41667 | 224 | 5-5-0 | 84 | 93 | 149 | .50959 | 146 | 14 | 14 | | | |
| DIV. I NON-CONF. | 3-7-1 | .31818 | 263 | 1-2-0 | 46 | 45 | 155 | .50654 | 152 | 11 | 11 | | | |
| <hr/> | | | | | | | | | | | | | | |
| TOTALS | RPI 1-25 | RPI 26-50 | | W-L RECORDS | RPI 51-100 | | RPI 101-150 | | RPI 150+ | | | | | |
| 7-10-1 | 0-1-0 | 0-4-0 | | OVERALL | 1-2-0 | | 2-1-0 | | 4-2-1 | | | | | |
| 5-3-0 | 0-0-0 | 0-1-0 | | HOME | 1-1-0 | | 1-0-0 | | 3-1-0 | | | | | |
| 2-7-1 | 0-1-0 | 0-3-0 | | AWAY | 0-1-0 | | 1-1-0 | | 1-1-1 | | | | | |
| 0-0-0 | 0-0-0 | 0-0-0 | | NEUTRAL | 0-0-0 | | 0-0-0 | | 0-0-0 | | | | | |
| <hr/> | | | | | | | | | | | | | | |
| 3-7-1 | 0-1-0 | 0-4-0 | | NON-CONFERENCE | 1-1-0 | | 1-0-0 | | 1-1-1 | | | | | |
| 3-2-0 | 0-0-0 | 0-1-0 | | HOME | 1-1-0 | | 1-0-0 | | 1-0-0 | | | | | |
| 0-5-1 | 0-1-0 | 0-0- | | AWAY | 0-0-0 | | 0-0-0 | | 0-1-1 | | | | | |
| 0-0-0 | 0-0-0 | 0-0-0 | | NEUTRAL | 0-0-0 | | 0-0-0 | | 0-0-0 | | | | | |
| <hr/> | | | | | | | | | | | | | | |
| 4-3-0 | 0-0-0 | 0-0-0 | | CONFERENCE | 0-1-0 | | 1-1-0 | | 3-1-0 | | | | | |
| 2-1-0 | 0-0-0 | 0-0-0 | | HOME | 0-0-0 | | 0-0-0 | | 2-1-0 | | | | | |
| 2-2-0 | 0-0-0 | 0-0-0 | | AWAY | 0-1-0 | | 1-1-0 | | 1-0-0 | | | | | |
| 0-0-0 | 0-0-0 | 0-0-0 | | NEUTRAL | 0-0-0 | | 0-0-0 | | 0-0-0 | | | | | |
| <hr/> | | | | | | | | | | | | | | |
| RPI | S | Opponent | Score | | RPI | S | Opponent | Score | | RPI | S | Opponent | Score | |
| 17 | A | Kansas | 0 | 2 | 33 | A | Michigan | 0 | 2 | 54 | H | San Diego | 2 | 0 |
| | | | | | 34 | A | Missouri | 1 | 3 | 56 | H | Santa Clara | 0 | 1 |
| | | | | | 40 | H | Arizona St. | 0 | 2 | 77 | A | Long Beach St. | 0 | 1 |
| | | | | | 44 | A | Utah | 0 | 2 | | | | | |
| <hr/> | | | | | | | | | | | | | | |
| LAST 10 GAMES | | | | | | | | | | | | | | |
| 133 A UC Irvine | | | | | 3 | 4 | 126 A Cal Poly | | | | | 2 | 1 | |
| 77 A Long Beach St. | | | | | 0 | 1 | 190 A UC Santa Barbara | | | | | 1 | 0 | |
| 180 H Cal St. Fullerton | | | | | 0 | 1 | 155 A Loyola Marymount | | | | | 0 | 1 | |
| 255 H UC Davis | | | | | 4 | 0 | 56 H Santa Clara | | | | | 0 | 1 | |
| 151 H UC Riverside | | | | | 1 | 0 | 265 H Weber St. | | | | | 4 | 0 | |

Non-Div. I Games:

CSUN

| Average RPI Win: | | 189 | WON-LOST RECORD | | WINNING PCT. RANK | | LAST 10 GAMES | | STRENGTH OF SCHEDULE | | OPP. STRENGTH OF SCHEDULE | | TEAM RPI | | ADJ RPI | | CONF. RPI | | ADJ CONF. RPI | |
|------------------|---|----------|-----------------|-----------|-------------------|----------------|---------------|--------------------|----------------------|-------------|---------------------------|----------|----------|--------------------------|------------|-------|-----------|--|---------------|--|
| DIV. I ONLY | | | 6-8-4 | | .44444 203 | | 3-4-3 | | 94 | | 115 | | 147 | | .50864 147 | | 10 | | 10 | |
| DIV. I NON-CONF. | | | 3-4-2 | | .44444 196 | | 0-0-1 | | 73 | | 137 | | 138 | | .51587 140 | | 8 | | 8 | |
| TOTALS | | RPI 1-25 | | RPI 26-50 | | W-L RECORDS | | RPI 51-100 | | RPI 101-150 | | RPI 150+ | | | | | | | | |
| 6-8-4 | | 0-1-0 | | 0-2-0 | | OVERALL | | 1-3-0 | | 1-0-2 | | 4-2-2 | | | | | | | | |
| 4-5-1 | | 0-1-0 | | 0-1-0 | | HOME | | 1-2-0 | | 1-0-0 | | 2-1-1 | | | | | | | | |
| 1-3-2 | | 0-0-0 | | 0-1-0 | | AWAY | | 0-1-0 | | 0-0-2 | | 1-1-0 | | | | | | | | |
| 1-0-1 | | 0-0-0 | | 0-0-0 | | NEUTRAL | | 0-0-0 | | 0-0-0 | | 1-0-1 | | | | | | | | |
| 3-4-2 | | 0-1-0 | | 0-1-0 | | NON-CONFERENCE | | 0-1-0 | | 1-0-1 | | 2-1-1 | | | | | | | | |
| 2-3-0 | | 0-1-0 | | 0-1-0 | | HOME | | 0-1-0 | | 1-0-0 | | 1-0-0 | | | | | | | | |
| 0-1-1 | | 0-0-0 | | 0-0- | | AWAY | | 0-0-0 | | 0-0-1 | | 0-1-0 | | | | | | | | |
| 1-0-1 | | 0-0-0 | | 0-0-0 | | NEUTRAL | | 0-0-0 | | 0-0-0 | | 1-0-1 | | | | | | | | |
| 3-4-2 | | 0-0-0 | | 0-1-0 | | CONFERENCE | | 1-2-0 | | 0-0-1 | | 2-1-1 | | | | | | | | |
| 2-2-1 | | 0-0-0 | | 0-0-0 | | HOME | | 1-1-0 | | 0-0-0 | | 1-1-1 | | | | | | | | |
| 1-2-1 | | 0-0-0 | | 0-1-0 | | AWAY | | 0-1-0 | | 0-0-1 | | 1-0-0 | | | | | | | | |
| 0-0-0 | | 0-0-0 | | 0-0-0 | | NEUTRAL | | 0-0-0 | | 0-0-0 | | 0-0-0 | | | | | | | | |
| RPI | S | Opponent | | Score | | RPI | S | Opponent | | Score | | RPI | S | Opponent | | Score | | | | |
| 24 | H | DePaul | | 0 1 | | 41 | H | Georgetown | | 0 5 | | 62 | A | Northeastern | | 0 4 | | | | |
| | | | | | | 48 | A | Hofstra | | 0 1 | | 79 | H | James Madison | | 2 4 | | | | |
| | | | | | | | | | | | | 83 | H | Fairfield | | 0 1 | | | | |
| | | | | | | | | | | | | 91 | H | William & Mary | | 2 0 | | | | |
| | | | | | | | | | | | | | | 103 A Drexel | | 2 2 | | | | |
| | | | | | | | | | | | | | | 143 H UMBC | | 2 0 | | | | |
| | | | | | | | | | | | | | | 144 A Villanova | | 0 0 | | | | |
| | | | | | | | | | | | | | | 157 A Loyola Maryland | | 0 1 | | | | |
| | | | | | | | | | | | | | | 168 N Massachusetts | | 1 1 | | | | |
| | | | | | | | | | | | | | | 179 A Delaware | | 1 0 | | | | |
| | | | | | | | | | | | | | | 184 H UNCW | | 1 2 | | | | |
| | | | | | | | | | | | | | | 219 H Elon | | 2 0 | | | | |
| | | | | | | | | | | | | | | 244 H Radford | | 3 0 | | | | |
| | | | | | | | | | | | | | | 254 H Col. of Charleston | | 0 0 | | | | |
| | | | | | | | | | | | | | | 257 N Xavier | | 2 0 | | | | |
| LAST 10 GAMES | | | | | | | | | | | | | | | | | | | | |
| | | | | | | 91 | H | William & Mary | | 2 0 | | 184 | H | UNCW | | 1 2 | | | | |
| | | | | | | 219 | H | Elon | | 2 0 | | 48 | A | Hofstra | | 0 1 | | | | |
| | | | | | | 103 | A | Drexel | | 2 2 | | 62 | A | Northeastern | | 0 4 | | | | |
| | | | | | | 179 | A | Delaware | | 1 0 | | 79 | H | James Madison | | 2 4 | | | | |
| | | | | | | 254 | H | Col. of Charleston | | 0 0 | | 144 | A | Villanova | | 0 0 | | | | |

Non-Div. I Games:

Towson

| Average RPI Win: | | 214 | WON-LOST RECORD | | WINNING PCT. RANK | | LAST 10 GAMES | | STRENGTH OF SCHEDULE | | OPP. STRENGTH OF SCHEDULE | | TEAM RPI | | ADJ RPI | | CONF. RPI | | ADJ CONF. RPI | | | | | | | | |
|-------------------|---|----------|-----------------|-----------|-------------------|--------------------|---------------|------------|----------------------|-------------|---------------------------|----------|----------|---------------------------|---------|-------|-----------|-----|---------------|---------------------|----|---|----|--|--|--|--|
| Average RPI Loss: | | 185 | | | | | | | | | | | | | | | | | | | | | | | | | |
| DIV. I ONLY | | | 9-5-3 | | .61765 | | 91 | | 6-2-2 | | 210 | | 246 | | 143 | | .50806 | | 148 | | 29 | | 29 | | | | |
| DIV. I NON-CONF. | | | 5-3-2 | | .6 | | 115 | | 2-0-1 | | 130 | | 170 | | 108 | | .53199 | | 108 | | 28 | | 28 | | | | |
| TOTALS | | RPI 1-25 | | RPI 26-50 | | W-L RECORDS | | RPI 51-100 | | RPI 101-150 | | RPI 150+ | | | | | | | | | | | | | | | |
| 9-5-3 | | 0-1-0 | | 0-0-0 | | OVERALL | | 1-1-0 | | 1-0-1 | | 7-3-2 | | | | | | | | | | | | | | | |
| 7-1-2 | | 0-1-0 | | 0-0-0 | | HOME | | 1-0-0 | | 1-0-1 | | 5-0-1 | | | | | | | | | | | | | | | |
| 1-4-1 | | 0-0-0 | | 0-0-0 | | AWAY | | 0-1-0 | | 0-0-0 | | 1-3-1 | | | | | | | | | | | | | | | |
| 1-0-0 | | 0-0-0 | | 0-0-0 | | NEUTRAL | | 0-0-0 | | 0-0-0 | | 1-0-0 | | | | | | | | | | | | | | | |
| 5-3-2 | | 0-1-0 | | 0-0-0 | | NON-CONFERENCE | | 1-1-0 | | 1-0-1 | | 3-1-1 | | | | | | | | | | | | | | | |
| 4-1-2 | | 0-1-0 | | 0-0-0 | | HOME | | 1-0-0 | | 1-0-1 | | 2-0-1 | | | | | | | | | | | | | | | |
| 0-2-0 | | 0-0-0 | | 0-0- | | AWAY | | 0-1-0 | | 0-0-0 | | 0-1-0 | | | | | | | | | | | | | | | |
| 1-0-0 | | 0-0-0 | | 0-0-0 | | NEUTRAL | | 0-0-0 | | 0-0-0 | | 1-0-0 | | | | | | | | | | | | | | | |
| 4-2-1 | | 0-0-0 | | 0-0-0 | | CONFERENCE | | 0-0-0 | | 0-0-0 | | 4-2-1 | | | | | | | | | | | | | | | |
| 3-0-0 | | 0-0-0 | | 0-0-0 | | HOME | | 0-0-0 | | 0-0-0 | | 3-0-0 | | | | | | | | | | | | | | | |
| 1-2-1 | | 0-0-0 | | 0-0-0 | | AWAY | | 0-0-0 | | 0-0-0 | | 1-2-1 | | | | | | | | | | | | | | | |
| 0-0-0 | | 0-0-0 | | 0-0-0 | | NEUTRAL | | 0-0-0 | | 0-0-0 | | 0-0-0 | | | | | | | | | | | | | | | |
| RPI | S | Opponent | | Score | | RPI | S | Opponent | | Score | | RPI | S | Opponent | | Score | | | | | | | | | | | |
| 25 | H | UConn | | 1 | 3 | | | | | | | 83 | H | Fairfield | | 3 | 0 | 122 | H | Hartford | | 0 | 0 | | | | |
| | | | | | | | | | | | | 89 | A | St. John's (NY) | | 0 | 2 | 130 | H | Yale | | 4 | 0 | | | | |
| | | | | | | | | | | | | | | | | | | 170 | H | Fairleigh Dickinson | | 1 | 0 | | | | |
| | | | | | | | | | | | | | | | | | | 194 | H | Lehigh | | 2 | 1 | | | | |
| | | | | | | | | | | | | | | | | | | 200 | N | New Hampshire | | 1 | 0 | | | | |
| | | | | | | | | | | | | | | | | | | 229 | H | Maine | | 3 | 3 | | | | |
| | | | | | | | | | | | | | | | | | | 234 | A | Wagner | | 0 | 1 | | | | |
| | | | | | | | | | | | | | | | | | | 240 | H | Sacred Heart | | 2 | 0 | | | | |
| | | | | | | | | | | | | | | | | | | 285 | A | Vermont | | 2 | 3 | | | | |
| | | | | | | | | | | | | | | | | | | 289 | H | Bryant | | 4 | 1 | | | | |
| | | | | | | | | | | | | | | | | | | 291 | A | Robert Morris | | 1 | 1 | | | | |
| | | | | | | | | | | | | | | | | | | 292 | A | Saint Francis (PA) | | 0 | 1 | | | | |
| | | | | | | | | | | | | | | | | | | 305 | A | LIU Brooklyn | | 1 | 0 | | | | |
| | | | | | | | | | | | | | | | | | | 318 | H | NJIT | | 2 | 0 | | | | |
| | | | | | | LAST 10 GAMES | | | | | | | | | | | | | | | | | | | | | |
| | | | | | | 305 A LIU Brooklyn | | | | | | 1 | 0 | 170 H Fairleigh Dickinson | | | | | | 1 | 0 | | | | | | |
| | | | | | | 289 H Bryant | | | | | | 4 | 1 | 292 A Saint Francis (PA) | | | | | | 0 | 1 | | | | | | |
| | | | | | | 234 A Wagner | | | | | | 0 | 1 | 291 A Robert Morris | | | | | | 1 | 1 | | | | | | |
| | | | | | | 240 H Sacred Heart | | | | | | 2 | 0 | 83 H Fairfield | | | | | | 3 | 0 | | | | | | |
| | | | | | | 130 H Yale | | | | | | 4 | 0 | 229 H Maine | | | | | | 3 | 3 | | | | | | |

Non-Div. I Games:

Central Conn. St.

| Average RPI Win: 211 | | WON-LOST RECORD | | WINNING PCT. RANK | | LAST 10 GAMES | | STRENGTH OF SCHEDULE | | OPP. STRENGTH OF SCHEDULE | | TEAM RPI | | ADJ RPI | | CONF. RPI | | ADJ CONF. RPI | |
|----------------------|---|-----------------|-------|-------------------|---|----------------|-------|----------------------|---|---------------------------|-------|----------|---|-----------------|-------|-----------|--|---------------|--|
| DIV. I ONLY | | 10-5-2 | | .64706 71 | | 5-4-1 | | 257 | | 192 | | 148 | | .50804 149 | | 12 | | 12 | |
| DIV. I NON-CONF. | | 6-1-1 | | .8125 29 | | 1-0-0 | | 316 | | 298 | | 176 | | .49643 176 | | 12 | | 13 | |
| TOTALS | | RPI 1-25 | | RPI 26-50 | | W-L RECORDS | | RPI 51-100 | | RPI 101-150 | | RPI 150+ | | | | | | | |
| 10-5-2 | | 0-0-0 | | 0-0-0 | | OVERALL | | 2-2-0 | | 1-2-0 | | 7-1-2 | | | | | | | |
| 7-1-0 | | 0-0-0 | | 0-0-0 | | HOME | | 2-0-0 | | 1-1-0 | | 4-0-0 | | | | | | | |
| 3-4-2 | | 0-0-0 | | 0-0-0 | | AWAY | | 0-2-0 | | 0-1-0 | | 3-1-2 | | | | | | | |
| 0-0-0 | | 0-0-0 | | 0-0-0 | | NEUTRAL | | 0-0-0 | | 0-0-0 | | 0-0-0 | | | | | | | |
| 6-1-1 | | 0-0-0 | | 0-0-0 | | NON-CONFERENCE | | 1-0-0 | | 0-0-0 | | 5-1-1 | | | | | | | |
| 4-0-0 | | 0-0-0 | | 0-0-0 | | HOME | | 1-0-0 | | 0-0-0 | | 3-0-0 | | | | | | | |
| 2-1-1 | | 0-0-0 | | 0-0- | | AWAY | | 0-0-0 | | 0-0-0 | | 2-1-1 | | | | | | | |
| 0-0-0 | | 0-0-0 | | 0-0-0 | | NEUTRAL | | 0-0-0 | | 0-0-0 | | 0-0-0 | | | | | | | |
| 4-4-1 | | 0-0-0 | | 0-0-0 | | CONFERENCE | | 1-2-0 | | 1-2-0 | | 2-0-1 | | | | | | | |
| 3-1-0 | | 0-0-0 | | 0-0-0 | | HOME | | 1-0-0 | | 1-1-0 | | 1-0-0 | | | | | | | |
| 1-3-1 | | 0-0-0 | | 0-0-0 | | AWAY | | 0-2-0 | | 0-1-0 | | 1-0-1 | | | | | | | |
| 0-0-0 | | 0-0-0 | | 0-0-0 | | NEUTRAL | | 0-0-0 | | 0-0-0 | | 0-0-0 | | | | | | | |
| RPI | S | Opponent | Score | RPI | S | Opponent | Score | RPI | S | Opponent | Score | RPI | S | Opponent | Score | | | | |
| | | | | | | | | 65 | A | Rice | 0 6 | 115 | A | Charlotte | 0 3 | | | | |
| | | | | | | | | 70 | A | North Texas | 0 1 | 119 | H | Middle Tenn. | 0 1 | | | | |
| | | | | | | | | 92 | H | Troy | 4 2 | 131 | H | Marshall | 2 1 | | | | |
| | | | | | | | | 93 | H | Western Ky. | 1 0 | 154 | A | Old Dominion | 2 0 | | | | |
| | | | | | | | | | | | | 167 | H | La.-Lafayette | 2 0 | | | | |
| | | | | | | | | | | | | 205 | H | UAB | 2 1 | | | | |
| | | | | | | | | | | | | 232 | A | Mississippi St. | 1 2 | | | | |
| | | | | | | | | | | | | 256 | A | Southern Miss. | 0 0 | | | | |
| | | | | | | | | | | | | 264 | A | Central Ark. | 2 2 | | | | |
| | | | | | | | | | | | | 312 | A | Eastern Ill. | 3 1 | | | | |
| | | | | | | | | | | | | 314 | H | Jackson St. | 7 0 | | | | |
| | | | | | | | | | | | | 316 | A | Southern U. | 2 1 | | | | |
| | | | | | | | | | | | | 328 | H | Grambling | 9 0 | | | | |
| | | | | LAST 10 GAMES | | | | | | | | | | | | | | | |
| | | | | | | | | 131 | H | Marshall | 2 1 | 205 | H | UAB | 2 1 | | | | |
| | | | | | | | | 93 | H | Western Ky. | 1 0 | 119 | H | Middle Tenn. | 0 1 | | | | |
| | | | | | | | | 256 | A | Southern Miss. | 0 0 | 65 | A | Rice | 0 6 | | | | |
| | | | | | | | | 154 | A | Old Dominion | 2 0 | 70 | A | North Texas | 0 1 | | | | |
| | | | | | | | | 115 | A | Charlotte | 0 3 | 314 | H | Jackson St. | 7 0 | | | | |

| | | | | | | |
|-------------------|-------|---|---|----------------|---|---|
| Non-Div. I Games: | Lewis | 6 | 0 | Louisiana Col. | 8 | 0 |
|-------------------|-------|---|---|----------------|---|---|

Louisiana Tech

| Average RPI Win: | 243 | WON-LOST | WINNING | LAST 10 | STRENGTH OF | OPP. STRENGTH | TEAM | ADJ | CONF. | ADJ CONF. | | |
|-------------------|----------|-----------|-----------|----------------|-----------------|---------------|-------|-----------------|-------|--------------|------------------|-----|
| Average RPI Loss: | 117 | RECORD | PCT. RANK | GAMES | SCHEDULE | OF SCHEDULE | RPI | RPI | RPI | RPI | | |
| DIV. I ONLY | 10-7-1 | .58333 | 112 | 4-5-1 | 204 | 165 | 150 | .50756 | 150 | 16 | 16 | |
| DIV. I NON-CONF. | 6-2-0 | .75 | 44 | 0-0-0 | 269 | 181 | 122 | .52461 | 122 | 16 | 16 | |
| <hr/> | | | | | | | | | | | | |
| TOTALS | RPI 1-25 | RPI 26-50 | | W-L RECORDS | | RPI 51-100 | | RPI 101-150 | | RPI 150+ | | |
| 10-7-1 | 0-0-0 | 0-0-1 | | OVERALL | | 0-3-0 | | 0-2-0 | | 10-2-0 | | |
| 5-3-0 | 0-0-0 | 0-0-0 | | HOME | | 0-0-0 | | 0-1-0 | | 5-2-0 | | |
| 5-4-1 | 0-0-0 | 0-0-1 | | AWAY | | 0-3-0 | | 0-1-0 | | 5-0-0 | | |
| 0-0-0 | 0-0-0 | 0-0-0 | | NEUTRAL | | 0-0-0 | | 0-0-0 | | 0-0-0 | | |
| <hr/> | | | | | | | | | | | | |
| 6-2-0 | 0-0-0 | 0-0-0 | | NON-CONFERENCE | | 0-2-0 | | 0-0-0 | | 6-0-0 | | |
| 4-0-0 | 0-0-0 | 0-0-0 | | HOME | | 0-0-0 | | 0-0-0 | | 4-0-0 | | |
| 2-2-0 | 0-0-0 | 0-0- | | AWAY | | 0-2-0 | | 0-0-0 | | 2-0-0 | | |
| 0-0-0 | 0-0-0 | 0-0-0 | | NEUTRAL | | 0-0-0 | | 0-0-0 | | 0-0-0 | | |
| <hr/> | | | | | | | | | | | | |
| 4-5-1 | 0-0-0 | 0-0-1 | | CONFERENCE | | 0-1-0 | | 0-2-0 | | 4-2-0 | | |
| 1-3-0 | 0-0-0 | 0-0-0 | | HOME | | 0-0-0 | | 0-1-0 | | 1-2-0 | | |
| 3-2-1 | 0-0-0 | 0-0-1 | | AWAY | | 0-1-0 | | 0-1-0 | | 3-0-0 | | |
| 0-0-0 | 0-0-0 | 0-0-0 | | NEUTRAL | | 0-0-0 | | 0-0-0 | | 0-0-0 | | |
| <hr/> | | | | | | | | | | | | |
| RPI | S | Opponent | Score | RPI | S | Opponent | Score | RPI | S | Opponent | Score | |
| | | | | 47 | A | Buffalo | 1 1 | 55 | A | Illinois St. | 0 1 | |
| | | | | | | | | 59 | A | Miami (OH) | 0 1 | |
| | | | | | | | | 72 | A | Michigan St. | 2 3 | |
| | | | | | | | | | | 109 | A Ball St. | 0 1 |
| | | | | | | | | | | 111 | H Eastern Mich. | 0 1 |
| | | | | | | | | | | 162 | H Kent St. | 1 3 |
| | | | | | | | | | | 189 | A Toledo | 2 0 |
| | | | | | | | | | | 201 | A Central Mich. | 1 0 |
| | | | | | | | | | | 213 | H Saint Louis | 2 0 |
| | | | | | | | | | | 242 | A Cleveland St. | 1 0 |
| | | | | | | | | | | 245 | A Akron | 1 0 |
| | | | | | | | | | | 250 | H Oakland | 4 0 |
| | | | | | | | | | | 251 | H Wright St. | 1 0 |
| | | | | | | | | | | 253 | H Ohio | 0 1 |
| | | | | | | | | | | 259 | H Bowling Green | 2 0 |
| | | | | | | | | | | 274 | A Loyola Chicago | 1 0 |
| | | | | | | | | | | 307 | H Ill.-Chicago | 3 0 |
| <hr/> | | | | | | | | | | | | |
| LAST 10 GAMES | | | | | | | | | | | | |
| | | | | 111 | H Eastern Mich. | 0 1 | 245 | A Akron | 1 0 | | | |
| | | | | 259 | H Bowling Green | 2 0 | 162 | H Kent St. | 1 3 | | | |
| | | | | 59 | A Miami (OH) | 0 1 | 253 | H Ohio | 0 1 | | | |
| | | | | 109 | A Ball St. | 0 1 | 201 | A Central Mich. | 1 0 | | | |
| | | | | 47 | A Buffalo | 1 1 | 189 | A Toledo | 2 0 | | | |

Non-Div. I Games:

Western Mich.

| Average RPI Win: | | 204 | WON-LOST RECORD | | WINNING PCT. RANK | | LAST 10 GAMES | | STRENGTH OF SCHEDULE | | OPP. STRENGTH OF SCHEDULE | | TEAM RPI | | ADJ RPI | | CONF. RPI | | ADJ CONF. RPI | | | | |
|------------------|---|------------|-----------------|-----------|-------------------|----------------|---------------|-------------------|----------------------|-------------|---------------------------|----------|----------|---------------------|---------|-------|-----------|-----|---------------|------------|--|---|---|
| DIV. I ONLY | | | 7-7-3 | | .5 | 157 | 3-6-1 | | 135 | | 133 | | 153 | | .50742 | | 151 | 14 | | 14 | | | |
| DIV. I NON-CONF. | | | 5-3-2 | | .6 | 115 | 1-2-0 | | 59 | | 151 | | 72 | | .55926 | | 74 | 11 | | 11 | | | |
| TOTALS | | RPI 1-25 | | RPI 26-50 | | W-L RECORDS | | RPI 51-100 | | RPI 101-150 | | RPI 150+ | | | | | | | | | | | |
| 7-7-3 | | 0-1-0 | | 0-0-1 | | OVERALL | | 0-1-0 | | 2-3-1 | | 5-2-1 | | | | | | | | | | | |
| 5-1-0 | | 0-0-0 | | 0-0-0 | | HOME | | 0-0-0 | | 1-1-0 | | 4-0-0 | | | | | | | | | | | |
| 0-6-3 | | 0-1-0 | | 0-0-1 | | AWAY | | 0-1-0 | | 0-2-1 | | 0-2-1 | | | | | | | | | | | |
| 2-0-0 | | 0-0-0 | | 0-0-0 | | NEUTRAL | | 0-0-0 | | 1-0-0 | | 1-0-0 | | | | | | | | | | | |
| 5-3-2 | | 0-1-0 | | 0-0-1 | | NON-CONFERENCE | | 0-1-0 | | 1-1-1 | | 4-0-0 | | | | | | | | | | | |
| 3-0-0 | | 0-0-0 | | 0-0-0 | | HOME | | 0-0-0 | | 0-0-0 | | 3-0-0 | | | | | | | | | | | |
| 0-3-2 | | 0-1-0 | | 0-1- | | AWAY | | 0-1-0 | | 0-1-1 | | 0-0-0 | | | | | | | | | | | |
| 2-0-0 | | 0-0-0 | | 0-0-0 | | NEUTRAL | | 0-0-0 | | 1-0-0 | | 1-0-0 | | | | | | | | | | | |
| 2-4-1 | | 0-0-0 | | 0-0-0 | | CONFERENCE | | 0-0-0 | | 1-2-0 | | 1-2-1 | | | | | | | | | | | |
| 2-1-0 | | 0-0-0 | | 0-0-0 | | HOME | | 0-0-0 | | 1-1-0 | | 1-0-0 | | | | | | | | | | | |
| 0-3-1 | | 0-0-0 | | 0-0-0 | | AWAY | | 0-0-0 | | 0-1-0 | | 0-2-1 | | | | | | | | | | | |
| 0-0-0 | | 0-0-0 | | 0-0-0 | | NEUTRAL | | 0-0-0 | | 0-0-0 | | 0-0-0 | | | | | | | | | | | |
| RPI | S | Opponent | | Score | | RPI | S | Opponent | | Score | | RPI | S | Opponent | | Score | | | | | | | |
| 10 | A | Texas Tech | | 2 | 3 | 45 | A | San Diego St. | | 2 | 2 | 61 | A | Southern California | | 1 | 8 | | | | | | |
| | | | | | | | | | | | | 102 | A | Utah Valley | | 1 | 1 | | | | | | |
| | | | | | | | | | | | | 126 | H | Cal Poly | | 2 | 3 | | | | | | |
| | | | | | | | | | | | | 129 | N | Northern Ariz. | | 4 | 2 | | | | | | |
| | | | | | | | | | | | | 133 | H | UC Irvine | | 1 | 0 | | | | | | |
| | | | | | | | | | | | | 136 | A | Utah St. | | 0 | 1 | | | | | | |
| | | | | | | | | | | | | 146 | A | CSUN | | 0 | 1 | | | | | | |
| | | | | | | | | | | | | 171 | A | Hawaii | | 1 | 2 | | | | | | |
| | | | | | | | | | | | | 180 | A | Cal St. Fullerton | | 0 | 1 | | | | | | |
| | | | | | | | | | | | | 190 | H | UC Santa Barbara | | 3 | 2 | | | | | | |
| | | | | | | | | | | | | 211 | N | Grand Canyon | | 3 | 0 | | | | | | |
| | | | | | | | | | | | | 217 | H | Duquesne | | 2 | 0 | | | | | | |
| | | | | | | | | | | | | 255 | A | UC Davis | | 0 | 0 | | | | | | |
| | | | | | | | | | | | | 273 | H | UNI | | 3 | 0 | | | | | | |
| | | | | | | 277 | H | Bakersfield | | 4 | 0 | | | | | | | | | | | | |
| LAST 10 GAMES | | | | | | | | | | | | | | | | | | | | | | | |
| | | | | | | 180 | A | Cal St. Fullerton | | 0 | 1 | | | | | | | 171 | A | Hawaii | | 1 | 2 |
| | | | | | | 126 | H | Cal Poly | | 2 | 3 | | | | | | | 255 | A | UC Davis | | 0 | 0 |
| | | | | | | 190 | H | UC Santa Barbara | | 3 | 2 | | | | | | | 10 | A | Texas Tech | | 2 | 3 |
| | | | | | | 146 | A | CSUN | | 0 | 1 | | | | | | | 217 | H | Duquesne | | 2 | 0 |
| | | | | | | 133 | H | UC Irvine | | 1 | 0 | | | | | | | 136 | A | Utah St. | | 0 | 1 |

Non-Div. I Games:

UC Riverside

| Average RPI Win: 130 | | WON-LOST | WINNING | LAST 10 | STRENGTH OF | | OPP. STRENGTH | TEAM | ADJ | CONF. | ADJ CONF. |
|-----------------------|------------|----------|-----------|---------------|----------------|-------|---------------|-------|--------------|--------|-----------|
| Average RPI Loss: 109 | | RECORD | PCT. RANK | GAMES | SCHEDULE | | OF SCHEDULE | RPI | RPI | RPI | RPI |
| DIV. I ONLY | | 7-8-4 | .47368 | 181 | 3-4-3 | | 126 | 94 | 151 | .50705 | 152 |
| DIV. I NON-CONF. | | 5-4-1 | .55 | 145 | 1-0-0 | | 157 | 84 | 126 | .52259 | 127 |
| TOTALS | | RPI 1-25 | RPI 26-50 | | W-L RECORDS | | RPI 51-100 | | RPI 101-150 | | RPI 150+ |
| 7-8-4 | | 0-2-0 | 1-0-0 | | OVERALL | | 1-2-0 | | 2-2-0 | | 3-2-4 |
| 4-3-2 | | 0-0-0 | 0-0-0 | | HOME | | 1-1-0 | | 1-0-0 | | 2-2-2 |
| 3-5-2 | | 0-2-0 | 1-0-0 | | AWAY | | 0-1-0 | | 1-2-0 | | 1-0-2 |
| 0-0-0 | | 0-0-0 | 0-0-0 | | NEUTRAL | | 0-0-0 | | 0-0-0 | | 0-0-0 |
| 5-4-1 | | 0-2-0 | 1-0-0 | | NON-CONFERENCE | | 0-0-0 | | 1-1-0 | | 3-1-1 |
| 2-1-1 | | 0-0-0 | 0-0-0 | | HOME | | 0-0-0 | | 0-0-0 | | 2-1-1 |
| 3-3-0 | | 0-2-0 | 1-0- | | AWAY | | 0-0-0 | | 1-1-0 | | 1-0-0 |
| 0-0-0 | | 0-0-0 | 0-0-0 | | NEUTRAL | | 0-0-0 | | 0-0-0 | | 0-0-0 |
| 2-4-3 | | 0-0-0 | 0-0-0 | | CONFERENCE | | 1-2-0 | | 1-1-0 | | 0-1-3 |
| 2-2-1 | | 0-0-0 | 0-0-0 | | HOME | | 1-1-0 | | 1-0-0 | | 0-1-1 |
| 0-2-2 | | 0-0-0 | 0-0-0 | | AWAY | | 0-1-0 | | 0-1-0 | | 0-0-2 |
| 0-0-0 | | 0-0-0 | 0-0-0 | | NEUTRAL | | 0-0-0 | | 0-0-0 | | 0-0-0 |
| RPI S | Opponent | Score | | RPI S | Opponent | Score | | RPI S | Opponent | Score | |
| 16 A | UCF | 0 | 1 | 28 A | South Fla. | 1 | 0 | 65 H | Rice | 2 | 3 |
| 18 A | Pepperdine | 0 | 4 | | | | | 70 H | North Texas | 2 | 0 |
| | | | | | | | | 81 A | UTEP | 1 | 2 |
| | | | | | | | | 115 H | Charlotte | 1 | 0 |
| | | | | | | | | 119 A | Middle Tenn. | 0 | 1 |
| | | | | | | | | 126 A | Cal Poly | 2 | 0 |
| | | | | | | | | 141 A | Jacksonville | 0 | 1 |
| | | | | | | | | 154 H | Old Dominion | 1 | 2 |
| | | | | | | | | 160 H | FIU | 0 | 0 |
| | | | | | | | | 161 A | Miami (FL) | 2 | 1 |
| | | | | | | | | 188 H | Brown | 1 | 0 |
| | | | | | | | | 199 A | UTSA | 1 | 1 |
| | | | | | | | | 205 A | UAB | 0 | 0 |
| | | | | | | | | 224 H | Wofford | 1 | 0 |
| | | | | | | | | 277 H | Bakersfield | 1 | 2 |
| | | | | | | | | 280 H | Stetson | 2 | 2 |
| | | | | LAST 10 GAMES | | | | | | | |
| | | | | 199 A | UTSA | 1 | 1 | 119 A | Middle Tenn. | 0 | 1 |
| | | | | 81 A | UTEP | 1 | 2 | 160 H | FIU | 0 | 0 |
| | | | | 65 H | Rice | 2 | 3 | 154 H | Old Dominion | 1 | 2 |
| | | | | 70 H | North Texas | 2 | 0 | 115 H | Charlotte | 1 | 0 |
| | | | | 205 A | UAB | 0 | 0 | 224 H | Wofford | 1 | 0 |

Non-Div. I Games:

Fla. Atlantic

I o w a s t .

How was it?

Iowa St.

| Average RPI Win: 186 | | WON-LOST | WINNING | LAST 10 | STRENGTH OF | | OPP. STRENGTH | TEAM | ADJ | | CONF. | ADJ CONF. | | | |
|-----------------------|----------|----------------|-----------|---------|----------------|-------|---------------|-------|-------------------|--------|----------|-----------|----------------|-------|---|
| Average RPI Loss: 105 | | RECORD | PCT. RANK | GAMES | SCHEDULE | | OF SCHEDULE | RPI | RPI | | RPI | RPI | | | |
| DIV. I ONLY | | 4-9-4 | .35294 | 255 | 3-5-2 | | 39 | 157 | 155 | .5067 | 154 | 12 | 12 | | |
| DIV. I NON-CONF. | | 1-5-2 | .25 | 279 | 0-1-0 | | 27 | 163 | 186 | .49214 | 184 | 12 | 13 | | |
| TOTALS | | RPI 1-25 | RPI 26-50 | | W-L RECORDS | | RPI 51-100 | | RPI 101-150 | | RPI 150+ | | | | |
| 4-9-4 | | 0-1-0 | 0-0-0 | | OVERALL | | 1-3-1 | | 0-3-2 | | 3-2-1 | | | | |
| 2-2-3 | | 0-0-0 | 0-0-0 | | HOME | | 1-0-1 | | 0-2-1 | | 1-0-1 | | | | |
| 2-7-1 | | 0-1-0 | 0-0-0 | | AWAY | | 0-3-0 | | 0-1-1 | | 2-2-0 | | | | |
| 0-0-0 | | 0-0-0 | 0-0-0 | | NEUTRAL | | 0-0-0 | | 0-0-0 | | 0-0-0 | | | | |
| 1-5-2 | | 0-1-0 | 0-0-0 | | NON-CONFERENCE | | 0-1-1 | | 0-2-0 | | 1-1-1 | | | | |
| 0-1-2 | | 0-0-0 | 0-0-0 | | HOME | | 0-0-1 | | 0-1-0 | | 0-0-1 | | | | |
| 1-4-0 | | 0-1-0 | 0-0- | | AWAY | | 0-1-0 | | 0-1-0 | | 1-1-0 | | | | |
| 0-0-0 | | 0-0-0 | 0-0-0 | | NEUTRAL | | 0-0-0 | | 0-0-0 | | 0-0-0 | | | | |
| 3-4-2 | | 0-0-0 | 0-0-0 | | CONFERENCE | | 1-2-0 | | 0-1-2 | | 2-1-0 | | | | |
| 2-1-1 | | 0-0-0 | 0-0-0 | | HOME | | 1-0-0 | | 0-1-1 | | 1-0-0 | | | | |
| 1-3-1 | | 0-0-0 | 0-0-0 | | AWAY | | 0-2-0 | | 0-0-1 | | 1-1-0 | | | | |
| 0-0-0 | | 0-0-0 | 0-0-0 | | NEUTRAL | | 0-0-0 | | 0-0-0 | | 0-0-0 | | | | |
| RPI S | Opponent | Score | | RPI S | Opponent | Score | | RPI S | Opponent | Score | | RPI S | Opponent | Score | |
| 8 A | Virginia | 0 | 5 | | | | | 65 A | Rice | 0 | 5 | 106 H | Liberty | 0 | 1 |
| | | | | | | | | 70 A | North Texas | 0 | 2 | 115 A | Charlotte | 2 | 2 |
| | | | | | | | | 74 H | VCU | 1 | 1 | 131 H | Marshall | 1 | 1 |
| | | | | | | | | 90 A | George Washington | 0 | 1 | 132 A | Richmond | 2 | 3 |
| | | | | | | | | 93 H | Western Ky. | 2 | 1 | 149 H | Louisiana Tech | 0 | 2 |
| | | | | | | | | | | | | 152 A | Fla. Atlantic | 2 | 1 |
| | | | | | | | | | | | | 160 A | FIU | 1 | 2 |
| | | | | | | | | | | | | 166 A | Penn | 2 | 3 |
| | | | | | | | | | | | | 207 H | Campbell | 1 | 1 |
| | | | | | | | | | | | | 244 A | Radford | 1 | 0 |
| | | | | | | | | | | | | 256 H | Southern Miss. | 1 | 0 |
| LAST 10 GAMES | | | | | | | | | | | | | | | |
| | 70 A | North Texas | 0 | 2 | | 131 H | Marshall | 1 | 1 | | | | | | |
| | 65 A | Rice | 0 | 5 | | 93 H | Western Ky. | 2 | 1 | | | | | | |
| | 115 A | Charlotte | 2 | 2 | | 152 A | Fla. Atlantic | 2 | 1 | | | | | | |
| | 149 H | Louisiana Tech | 0 | 2 | | 160 A | FIU | 1 | 2 | | | | | | |
| | 256 H | Southern Miss. | 1 | 0 | | 132 A | Richmond | 2 | 3 | | | | | | |

Non-Div. I Games:

Old Dominion

| Average RPI Win: 211 | | WON-LOST | WINNING | LAST 10 | STRENGTH OF | | OPP. STRENGTH | TEAM | ADJ | CONF. | ADJ CONF. |
|----------------------|----------|----------|-----------|-----------------|----------------|-------|---------------|-------|-------------|-------------------|-----------|
| Average RPI Loss: 65 | | RECORD | PCT. RANK | GAMES | SCHEDULE | | OF SCHEDULE | RPI | RPI | RPI | RPI |
| DIV. I ONLY | | 9-6-2 | .58824 | 107 | 249 | | 88 | 154 | .50669 | 155 | 7 |
| DIV. I NON-CONF. | | 7-2-1 | .75 | 44 | 253 | | 74 | 100 | .53902 | 100 | 7 |
| TOTALS | | RPI 1-25 | RPI 26-50 | | W-L RECORDS | | RPI 51-100 | | RPI 101-150 | | RPI 150+ |
| 9-6-2 | | 0-1-0 | 0-1-0 | | OVERALL | | 0-3-0 | | 3-1-0 | | 6-0-2 |
| 5-3-0 | | 0-0-0 | 0-1-0 | | HOME | | 0-1-0 | | 1-1-0 | | 4-0-0 |
| 4-3-2 | | 0-1-0 | 0-0-0 | | AWAY | | 0-2-0 | | 2-0-0 | | 2-0-2 |
| 0-0-0 | | 0-0-0 | 0-0-0 | | NEUTRAL | | 0-0-0 | | 0-0-0 | | 0-0-0 |
| 7-2-1 | | 0-1-0 | 0-0-0 | | NON-CONFERENCE | | 0-1-0 | | 2-0-0 | | 5-0-1 |
| 5-0-0 | | 0-0-0 | 0-0-0 | | HOME | | 0-0-0 | | 1-0-0 | | 4-0-0 |
| 2-2-1 | | 0-1-0 | 0-0- | | AWAY | | 0-1-0 | | 1-0-0 | | 1-0-1 |
| 0-0-0 | | 0-0-0 | 0-0-0 | | NEUTRAL | | 0-0-0 | | 0-0-0 | | 0-0-0 |
| 2-4-1 | | 0-0-0 | 0-1-0 | | CONFERENCE | | 0-2-0 | | 1-1-0 | | 1-0-1 |
| 0-3-0 | | 0-0-0 | 0-1-0 | | HOME | | 0-1-0 | | 0-1-0 | | 0-0-0 |
| 2-1-1 | | 0-0-0 | 0-0-0 | | AWAY | | 0-1-0 | | 1-0-0 | | 1-0-1 |
| 0-0-0 | | 0-0-0 | 0-0-0 | | NEUTRAL | | 0-0-0 | | 0-0-0 | | 0-0-0 |
| RPI S | Opponent | Score | RPI S | Opponent | Score | RPI S | Opponent | Score | RPI S | Opponent | Score |
| 2 A | UCLA | 1 4 | 31 H | BYU | 0 3 | 56 H | Santa Clara | 0 2 | 133 A | UC Irvine | 2 1 |
| | | | | | | 63 A | Oregon | 0 1 | 135 H | San Francisco | 0 1 |
| | | | | | | 100 A | Portland | 0 1 | 140 A | Gonzaga | 2 1 |
| | | | | | | | | | 146 H | CSUN | 1 0 |
| | | | | | | | | | 180 H | Cal St. Fullerton | 1 0 |
| | | | | | | | | | 190 A | UC Santa Barbara | 2 1 |
| | | | | | | | | | 191 A | St. Mary's (CA) | 2 2 |
| | | | | | | | | | 215 A | Oregon St. | 0 0 |
| | | | | | | | | | 242 H | Cleveland St. | 2 0 |
| | | | | | | | | | 265 H | Weber St. | 3 1 |
| | | | | | | | | | 297 A | Pacific | 3 1 |
| | | | | | | | | | 309 H | New Mexico St. | 3 1 |
| LAST 10 GAMES | | | | | | | | | | | |
| | | | 100 A | Portland | 0 1 | 56 H | Santa Clara | 0 2 | | | |
| | | | 140 A | Gonzaga | 2 1 | 135 H | San Francisco | 0 1 | | | |
| | | | 31 H | BYU | 0 3 | 146 H | CSUN | 1 0 | | | |
| | | | 191 A | St. Mary's (CA) | 2 2 | 133 A | UC Irvine | 2 1 | | | |
| | | | 297 A | Pacific | 3 1 | 2 A | UCLA | 1 4 | | | |

Non-Div. I Games:

Loyola Marymount

| Average RPI Win: | 259 | WON-LOST RECORD | WINNING PCT. RANK | LAST 10 GAMES | STRENGTH OF SCHEDULE | OPP. STRENGTH OF SCHEDULE | TEAM RPI | ADJ RPI | CONF. RPI | ADJ CONF. RPI | | |
|------------------|----------|-----------------|-------------------|----------------------|----------------------|---------------------------|----------------------|----------------------|-----------|---------------|-------|----|
| DIV. I ONLY | | 10-5-2 | .64706 | 71 | 6-1-2 | 260 | 207 | 156 | .50613 | 156 | 20 | 20 |
| DIV. I NON-CONF. | | 4-4-0 | .5 | 153 | 0-0-0 | 282 | 157 | 232 | .45875 | 231 | 23 | 23 |
| <hr/> | | | | | | | | | | | | |
| TOTALS | RPI 1-25 | RPI 26-50 | | W-L RECORDS | | RPI 51-100 | | RPI 101-150 | | RPI 150+ | | |
| 10-5-2 | 0-0-0 | 0-0-0 | | OVERALL | | 0-4-1 | | 1-0-1 | | 9-1-0 | | |
| 7-0-1 | 0-0-0 | 0-0-0 | | HOME | | 0-0-0 | | 1-0-1 | | 6-0-0 | | |
| 3-5-1 | 0-0-0 | 0-0-0 | | AWAY | | 0-4-1 | | 0-0-0 | | 3-1-0 | | |
| 0-0-0 | 0-0-0 | 0-0-0 | | NEUTRAL | | 0-0-0 | | 0-0-0 | | 0-0-0 | | |
| 4-4-0 | 0-0-0 | 0-0-0 | | NON-CONFERENCE | | 0-3-0 | | 0-0-0 | | 4-1-0 | | |
| 4-0-0 | 0-0-0 | 0-0-0 | | HOME | | 0-0-0 | | 0-0-0 | | 4-0-0 | | |
| 0-4-0 | 0-0-0 | 0-0- | | AWAY | | 0-3-0 | | 0-0-0 | | 0-1-0 | | |
| 0-0-0 | 0-0-0 | 0-0-0 | | NEUTRAL | | 0-0-0 | | 0-0-0 | | 0-0-0 | | |
| 6-1-2 | 0-0-0 | 0-0-0 | | CONFERENCE | | 0-1-1 | | 1-0-1 | | 5-0-0 | | |
| 3-0-1 | 0-0-0 | 0-0-0 | | HOME | | 0-0-0 | | 1-0-1 | | 2-0-0 | | |
| 3-1-1 | 0-0-0 | 0-0-0 | | AWAY | | 0-1-1 | | 0-0-0 | | 3-0-0 | | |
| 0-0-0 | 0-0-0 | 0-0-0 | | NEUTRAL | | 0-0-0 | | 0-0-0 | | 0-0-0 | | |
| RPI | S | Opponent | Score | RPI | S | Opponent | Score | RPI | S | Opponent | Score | |
| | | | | | | 84 A Ga. Southern | 0 2 | 120 H UNC Greensboro | | 1 1 | | |
| | | | | | | 86 A Vanderbilt | 0 1 | 142 H East Tenn. St. | | 2 1 | | |
| | | | | | | 88 A Samford | 0 1 | 193 A Georgia St. | | 0 1 | | |
| | | | | | | 93 A Western Ky. | 0 1 | 197 H Western Caro. | | 1 0 | | |
| | | | | | | 95 A Furman | 0 0 | 222 H Houston | | 3 2 | | |
| | | | | | | | | 224 A Wofford | | 2 0 | | |
| | | | | | | | | 249 H Gardner-Webb | | 2 1 | | |
| | | | | | | | | 286 H Presbyterian | | 2 1 | | |
| | | | | | | | | 303 A Citadel | | 3 0 | | |
| | | | | | | | | 317 H VMI | | 4 0 | | |
| | | | | | | | | 324 H Alabama A&M | | 7 0 | | |
| | | | | | | | | 327 A Chattanooga | | 8 1 | | |
| <hr/> | | | | | | | | | | | | |
| LAST 10 GAMES | | | | | | | | | | | | |
| | | | | 88 A Samford | | 0 1 | 95 A Furman | | 0 0 | | | |
| | | | | 327 A Chattanooga | | 8 1 | 224 A Wofford | | 2 0 | | | |
| | | | | 303 A Citadel | | 3 0 | 317 H VMI | | 4 0 | | | |
| | | | | 197 H Western Caro. | | 1 0 | 120 H UNC Greensboro | | 1 1 | | | |
| | | | | 142 H East Tenn. St. | | 2 1 | 193 A Georgia St. | | 0 1 | | | |

Non-Div. I Games: S.C. Aiken 5 0

Mercer

| Average RPI Win: | | 221 | WON-LOST RECORD | | WINNING PCT. RANK | | LAST 10 GAMES | | STRENGTH OF SCHEDULE | | OPP. STRENGTH OF SCHEDULE | | TEAM RPI | | ADJ RPI | | CONF. RPI | | ADJ CONF. RPI | |
|------------------|---|----------------|-----------------|-----------|-------------------|----------------|---------------|----------------------|----------------------|-------------|---------------------------|----------|----------|----------------------|------------|-------|-----------|--|---------------|--|
| DIV. I ONLY | | | 6-8-3 | | .44118 210 | | 3-4-3 | | 81 | | 183 | | 157 | | .50606 157 | | 11 | | 11 | |
| DIV. I NON-CONF. | | | 4-5-0 | | .44444 196 | | 1-1-0 | | 110 | | 264 | | 182 | | .49365 181 | | 13 | | 12 | |
| TOTALS | | RPI 1-25 | | RPI 26-50 | | W-L RECORDS | | RPI 51-100 | | RPI 101-150 | | RPI 150+ | | | | | | | | |
| 6-8-3 | | 0-1-0 | | 1-1-0 | | OVERALL | | 0-1-1 | | 1-3-1 | | 4-2-1 | | | | | | | | |
| 2-5-2 | | 0-1-0 | | 1-1-0 | | HOME | | 0-1-1 | | 1-1-0 | | 0-1-1 | | | | | | | | |
| 3-3-1 | | 0-0-0 | | 0-0-0 | | AWAY | | 0-0-0 | | 0-2-1 | | 3-1-0 | | | | | | | | |
| 1-0-0 | | 0-0-0 | | 0-0-0 | | NEUTRAL | | 0-0-0 | | 0-0-0 | | 1-0-0 | | | | | | | | |
| 4-5-0 | | 0-1-0 | | 0-0-0 | | NON-CONFERENCE | | 0-1-0 | | 1-1-0 | | 3-2-0 | | | | | | | | |
| 1-3-0 | | 0-1-0 | | 0-0-0 | | HOME | | 0-1-0 | | 1-0-0 | | 0-1-0 | | | | | | | | |
| 2-2-0 | | 0-0-0 | | 0-0- | | AWAY | | 0-0-0 | | 0-1-0 | | 2-1-0 | | | | | | | | |
| 1-0-0 | | 0-0-0 | | 0-0-0 | | NEUTRAL | | 0-0-0 | | 0-0-0 | | 1-0-0 | | | | | | | | |
| 2-3-3 | | 0-0-0 | | 1-1-0 | | CONFERENCE | | 0-0-1 | | 0-2-1 | | 1-0-1 | | | | | | | | |
| 1-2-2 | | 0-0-0 | | 1-1-0 | | HOME | | 0-0-1 | | 0-1-0 | | 0-0-1 | | | | | | | | |
| 1-1-1 | | 0-0-0 | | 0-0-0 | | AWAY | | 0-0-0 | | 0-1-1 | | 1-0-0 | | | | | | | | |
| 0-0-0 | | 0-0-0 | | 0-0-0 | | NEUTRAL | | 0-0-0 | | 0-0-0 | | 0-0-0 | | | | | | | | |
| RPI | S | Opponent | | Score | | RPI | S | Opponent | | Score | | RPI | S | Opponent | | Score | | | | |
| 24 | H | DePaul | | 2 | 4 | 29 | H | Colgate | | 0 | 1 | 67 | H | Navy | | 0 | 0 | | | |
| | | | | | | 39 | H | Boston U. | | 1 | 0 | 90 | H | George Washington | | 0 | 3 | | | |
| | | | | | | | | | | | | | | 117 H Bucknell | | 1 | 2 | | | |
| | | | | | | | | | | | | | | 127 A Holy Cross | | 0 | 0 | | | |
| | | | | | | | | | | | | | | 128 A Army | | 0 | 1 | | | |
| | | | | | | | | | | | | | | 143 A UMBC | | 2 | 3 | | | |
| | | | | | | | | | | | | | | 147 H Towson | | 1 | 0 | | | |
| | | | | | | | | | | | | | | 166 A Penn | | 0 | 1 | | | |
| | | | | | | | | | | | | | | 173 H Saint Joseph's | | 0 | 1 | | | |
| | | | | | | | | | | | | | | 194 H Lehigh | | 0 | 0 | | | |
| | | | | | | | | | | | | | | 235 A George Mason | | 2 | 0 | | | |
| | | | | | | | | | | | | | | 287 A American | | 2 | 0 | | | |
| | | | | | | | | | | | | | | 298 A Howard | | 1 | 0 | | | |
| | | | | | | | | | | | | | | 321 N Mt. St. Mary's | | 2 | 0 | | | |
| LAST 10 GAMES | | | | | | | | | | | | | | | | | | | | |
| | | 67 H Navy | | 0 | 0 | | | 128 A Army | | 0 | 1 | | | | | | | | | |
| | | 287 A American | | 2 | 0 | | | 117 H Bucknell | | 1 | 2 | | | | | | | | | |
| | | 39 H Boston U. | | 1 | 0 | | | 29 H Colgate | | 0 | 1 | | | | | | | | | |
| | | 194 H Lehigh | | 0 | 0 | | | 127 A Holy Cross | | 0 | 0 | | | | | | | | | |
| | | 166 A Penn | | 0 | 1 | | | 321 N Mt. St. Mary's | | 2 | 0 | | | | | | | | | |

Non-Div. I Games:

Loyola Maryland

| | | | | | | | | | | | | | | | | |
|------------------|----------|--------------------|----------------------|------------------|-------------------------|------------------------------|-------------|------------|---------------------------|------------------|-------|--|--|--|--|--|
| Average RPI Win: | 191 | WON-LOST RECORD | WINNING PCT. RANK | LAST 10 GAMES | STRENGTH OF SCHEDULE | OPP. STRENGTH OF SCHEDULE | TEAM RPI | ADJ RPI | CONF. RPI | ADJ CONF. RPI | | | | | | |
| DIV. I ONLY | | 6-3-5 | .60714 101 | 4-2-4 | 224 | 205 | 152 | .50591 158 | 9 | 9 | | | | | | |
| DIV. I NON-CONF. | | 4-1-4 | .66667 77 | 2-0-3 | 238 | 279 | 150 | .50699 151 | 10 | 10 | | | | | | |
| <hr/> | | | | | | | | | | | | | | | | |
| TOTALS | RPI 1-25 | RPI 26-50 | | W-L RECORDS | RPI 51-100 | | RPI 101-150 | | RPI 150+ | | | | | | | |
| 6-3-5 | 0-0-0 | 0-0-0 | | OVERALL | 1-1-0 | | 0-1-0 | | 5-1-5 | | | | | | | |
| 4-1-2 | 0-0-0 | 0-0-0 | | HOME | 1-1-0 | | 0-0-0 | | 3-0-2 | | | | | | | |
| 2-2-3 | 0-0-0 | 0-0-0 | | AWAY | 0-0-0 | | 0-1-0 | | 2-1-3 | | | | | | | |
| 0-0-0 | 0-0-0 | 0-0-0 | | NEUTRAL | 0-0-0 | | 0-0-0 | | 0-0-0 | | | | | | | |
| <hr/> | | | | | | | | | | | | | | | | |
| 4-1-4 | 0-0-0 | 0-0-0 | | NON-CONFERENCE | 0-0-0 | | 0-1-0 | | 4-0-4 | | | | | | | |
| 2-0-2 | 0-0-0 | 0-0-0 | | HOME | 0-0-0 | | 0-0-0 | | 2-0-2 | | | | | | | |
| 2-1-2 | 0-0-0 | 0-0- | | AWAY | 0-0-0 | | 0-1-0 | | 2-0-2 | | | | | | | |
| 0-0-0 | 0-0-0 | 0-0-0 | | NEUTRAL | 0-0-0 | | 0-0-0 | | 0-0-0 | | | | | | | |
| <hr/> | | | | | | | | | | | | | | | | |
| 2-2-1 | 0-0-0 | 0-0-0 | | CONFERENCE | 1-1-0 | | 0-0-0 | | 1-1-1 | | | | | | | |
| 2-1-0 | 0-0-0 | 0-0-0 | | HOME | 1-1-0 | | 0-0-0 | | 1-0-0 | | | | | | | |
| 0-1-1 | 0-0-0 | 0-0-0 | | AWAY | 0-0-0 | | 0-0-0 | | 0-1-1 | | | | | | | |
| 0-0-0 | 0-0-0 | 0-0-0 | | NEUTRAL | 0-0-0 | | 0-0-0 | | 0-0-0 | | | | | | | |
| <hr/> | | | | | | | | | | | | | | | | |
| RPI S | Opponent | Score | RPI S | Opponent | Score | RPI S | Opponent | Score | RPI S | Opponent | Score | | | | | |
| | | | | | | 95 H Princeton | 1 | 0 | 128 A Army | 1 | 2 | | | | | |
| | | | | | | 97 H Dartmouth | 0 | 1 | 166 A Penn | 0 | 1 | | | | | |
| | | | | | | | | | 170 H Fairleigh Dickinson | 2 | 1 | | | | | |
| | | | | | | | | | 173 A Saint Joseph's | 1 | 0 | | | | | |
| | | | | | | | | | 185 H Cornell | 1 | 0 | | | | | |
| | | | | | | | | | 188 A Brown | 2 | 2 | | | | | |
| | | | | | | | | | 220 A Fordham | 2 | 1 | | | | | |
| | | | | | | | | | 227 A Seton Hall | 0 | 0 | | | | | |
| | | | | | | | | | 233 H Albany (NY) | 0 | 0 | | | | | |
| | | | | | | | | | 240 H Sacred Heart | 0 | 0 | | | | | |
| | | | | | | | | | 303 H Citadel | 2 | 1 | | | | | |
| | | | | | | | | | 318 A NJIT | 0 | 0 | | | | | |
| | | | | | | <hr/> | | | | | | | | | | |
| | | | | | | | | | LAST 10 GAMES | | | | | | | |
| | | | 97 H Dartmouth | 0 | 1 | 220 A Fordham | 2 | 1 | | | | | | | | |
| | | | 95 H Princeton | 1 | 0 | 185 H Cornell | 1 | 0 | | | | | | | | |
| | | | 318 A NJIT | 0 | 0 | 173 A Saint Joseph's | 1 | 0 | | | | | | | | |
| | | | 166 A Penn | 0 | 1 | 233 H Albany (NY) | 0 | 0 | | | | | | | | |
| | | | 188 A Brown | 2 | 2 | 227 A Seton Hall | 0 | 0 | | | | | | | | |

Non-Div. I Games:

Columbia

| Average RPI Win: | | 161 | WON-LOST RECORD | | WINNING PCT. RANK | | LAST 10 GAMES | | STRENGTH OF SCHEDULE | | OPP. STRENGTH OF SCHEDULE | | TEAM RPI | | ADJ RPI | | CONF. RPI | | ADJ CONF. RPI | | | | |
|------------------|---|-----------|-----------------|-----------|-------------------|----------------|---------------|------------|----------------------|-------------|---------------------------|----------|----------|--------------|---------|--------|-----------|-----|---------------|---------------|--|-----|--|
| DIV. I ONLY | | 6-11-1 | | .36111 | | 249 | | 2-7-1 | | 68 | | 62 | | 159 | | .50524 | | 159 | | 5 | | 5 | |
| DIV. I NON-CONF. | | 4-2-0 | | .66667 | | 77 | | 0-0-0 | | 190 | | 154 | | 102 | | .53593 | | 103 | | 5 | | 5 | |
| TOTALS | | RPI 1-25 | | RPI 26-50 | | W-L RECORDS | | RPI 51-100 | | RPI 101-150 | | RPI 150+ | | | | | | | | | | | |
| 6-11-1 | | 0-2-0 | | 0-3-0 | | OVERALL | | 1-3-1 | | 3-3-0 | | 2-0-0 | | | | | | | | | | | |
| 1-5-0 | | 0-2-0 | | 0-2-0 | | HOME | | 0-0-0 | | 0-1-0 | | 1-0-0 | | | | | | | | | | | |
| 2-5-1 | | 0-0-0 | | 0-1-0 | | AWAY | | 1-2-1 | | 1-2-0 | | 0-0-0 | | | | | | | | | | | |
| 3-1-0 | | 0-0-0 | | 0-0-0 | | NEUTRAL | | 0-1-0 | | 2-0-0 | | 1-0-0 | | | | | | | | | | | |
| 4-2-0 | | 0-0-0 | | 0-0-0 | | NON-CONFERENCE | | 0-1-0 | | 2-1-0 | | 2-0-0 | | | | | | | | | | | |
| 1-0-0 | | 0-0-0 | | 0-0-0 | | HOME | | 0-0-0 | | 0-0-0 | | 1-0-0 | | | | | | | | | | | |
| 0-1-0 | | 0-0-0 | | 0-0- | | AWAY | | 0-0-0 | | 0-1-0 | | 0-0-0 | | | | | | | | | | | |
| 3-1-0 | | 0-0-0 | | 0-0-0 | | NEUTRAL | | 0-1-0 | | 2-0-0 | | 1-0-0 | | | | | | | | | | | |
| 2-9-1 | | 0-2-0 | | 0-3-0 | | CONFERENCE | | 1-2-1 | | 1-2-0 | | 0-0-0 | | | | | | | | | | | |
| 0-5-0 | | 0-2-0 | | 0-2-0 | | HOME | | 0-0-0 | | 0-1-0 | | 0-0-0 | | | | | | | | | | | |
| 2-4-1 | | 0-0-0 | | 0-1-0 | | AWAY | | 1-2-1 | | 1-1-0 | | 0-0-0 | | | | | | | | | | | |
| 0-0-0 | | 0-0-0 | | 0-0-0 | | NEUTRAL | | 0-0-0 | | 0-0-0 | | 0-0-0 | | | | | | | | | | | |
| RPI | S | Opponent | | Score | | RPI | S | Opponent | | Score | | RPI | S | Opponent | | Score | | | | | | | |
| 3 | H | Penn St. | | 0 3 | | 33 | H | Michigan | | 0 3 | | 68 | A | Iowa | | 0 1 | | 104 | H | Ohio St. | | 1 2 | |
| 12 | H | Wisconsin | | 0 1 | | 35 | A | Rutgers | | 0 1 | | 69 | A | Illinois | | 0 2 | | 105 | N | Dayton | | 2 1 | |
| | | | | | | 50 | H | Minnesota | | 1 2 | | 73 | A | Maryland | | 0 0 | | 111 | A | Eastern Mich. | | 0 2 | |
| | | | | | | | | | | | | 75 | A | Northwestern | | 1 0 | | 112 | A | Nebraska | | 0 3 | |
| | | | | | | | | | | | | 84 | N | Ga. Southern | | 1 2 | | 133 | N | UC Irvine | | 2 1 | |
| | | | | | | | | | | | | | | | | | | 138 | A | Purdue | | 1 0 | |
| | | | | | | | | | | | | | | | | | | 235 | N | George Mason | | 4 1 | |
| | | | | | | | | | | | | | | | | | | 282 | H | Indiana St. | | 2 0 | |
| | | | | | | LAST 10 GAMES | | | | | | | | | | | | | | | | | |
| | | | | | | 138 | A | Purdue | | 1 0 | | 35 | A | Rutgers | | 0 1 | | | | | | | |
| | | | | | | 112 | A | Nebraska | | 0 3 | | 50 | H | Minnesota | | 1 2 | | | | | | | |
| | | | | | | 68 | A | Iowa | | 0 1 | | 12 | H | Wisconsin | | 0 1 | | | | | | | |
| | | | | | | 33 | H | Michigan | | 0 3 | | 75 | A | Northwestern | | 1 0 | | | | | | | |
| | | | | | | 73 | A | Maryland | | 0 0 | | 69 | A | Illinois | | 0 2 | | | | | | | |

Non-Div. I Games:

Indiana

| Average RPI Win: 211 | | WON-LOST | WINNING | LAST 10 | STRENGTH OF | OPP. STRENGTH | TEAM | ADJ | CONF. | ADJ CONF. | | | | |
|----------------------|---|--------------------|-----------|---------|----------------|---------------|---------------------|-------|-------------|-----------|----------|---------------|-------|---|
| Average RPI Loss: 72 | | RECORD | PCT. RANK | GAMES | SCHEDULE | OF SCHEDULE | RPI | RPI | RPI | RPI | | | | |
| DIV. I ONLY | | 8-8-1 | .5 | 157 | 4-5-1 | 164 | 92 | 160 | .50481 | 160 | 12 | 12 | | |
| DIV. I NON-CONF. | | 5-4-0 | .55556 | 139 | 1-1-0 | 232 | 85 | 173 | .49752 | 173 | 12 | 13 | | |
| <hr/> | | | | | | | | | | | | | | |
| TOTALS | | RPI 1-25 | RPI 26-50 | | W-L RECORDS | | RPI 51-100 | | RPI 101-150 | | RPI 150+ | | | |
| 8-8-1 | | 0-1-0 | 0-1-0 | | OVERALL | | 1-4-0 | | 0-2-0 | | 7-0-1 | | | |
| 5-5-0 | | 0-1-0 | 0-1-0 | | HOME | | 1-2-0 | | 0-1-0 | | 4-0-0 | | | |
| 3-3-1 | | 0-0-0 | 0-0-0 | | AWAY | | 0-2-0 | | 0-1-0 | | 3-0-1 | | | |
| 0-0-0 | | 0-0-0 | 0-0-0 | | NEUTRAL | | 0-0-0 | | 0-0-0 | | 0-0-0 | | | |
| 5-4-0 | | 0-1-0 | 0-1-0 | | NON-CONFERENCE | | 0-2-0 | | 0-0-0 | | 5-0-0 | | | |
| 3-3-0 | | 0-1-0 | 0-1-0 | | HOME | | 0-1-0 | | 0-0-0 | | 3-0-0 | | | |
| 2-1-0 | | 0-0-0 | 0-0- | | AWAY | | 0-1-0 | | 0-0-0 | | 2-0-0 | | | |
| 0-0-0 | | 0-0-0 | 0-0-0 | | NEUTRAL | | 0-0-0 | | 0-0-0 | | 0-0-0 | | | |
| 3-4-1 | | 0-0-0 | 0-0-0 | | CONFERENCE | | 1-2-0 | | 0-2-0 | | 2-0-1 | | | |
| 2-2-0 | | 0-0-0 | 0-0-0 | | HOME | | 1-1-0 | | 0-1-0 | | 1-0-0 | | | |
| 1-2-1 | | 0-0-0 | 0-0-0 | | AWAY | | 0-1-0 | | 0-1-0 | | 1-0-1 | | | |
| 0-0-0 | | 0-0-0 | 0-0-0 | | NEUTRAL | | 0-0-0 | | 0-0-0 | | 0-0-0 | | | |
| RPI | S | Opponent | Score | | RPI | S | Opponent | Score | | RPI | S | Opponent | Score | |
| 23 | H | Arizona | 0 | 2 | 37 | H | FGCU | 0 | 2 | 56 | A | Santa Clara | 0 | 1 |
| | | | | | | | | 2 | 1 | 115 | H | Charlotte | 1 | 2 |
| | | | | | | | | 1 | 2 | 119 | A | Middle Tenn. | 0 | 2 |
| | | | | | | | | 1 | 3 | 152 | A | Fla. Atlantic | 0 | 0 |
| | | | | | | | | 1 | 3 | 154 | H | Old Dominion | 2 | 1 |
| | | | | | | | | 1 | 2 | 199 | A | UTSA | 2 | 1 |
| | | | | | | | | | | 206 | H | Murray St. | 1 | 0 |
| | | | | | | | | | | 215 | H | Oregon St. | 1 | 0 |
| | | | | | | | | | | 269 | A | North Florida | 3 | 0 |
| | | | | | | | | | | 280 | H | Stetson | 2 | 0 |
| | | | | | | | | | | 297 | A | Pacific | 1 | 0 |
| LAST 10 GAMES | | | | | | | | | | | | | | |
| | | 81 A UTEP | 1 | 2 | | | 152 A Fla. Atlantic | 0 | 0 | | | | | |
| | | 199 A UTSA | 2 | 1 | | | 115 H Charlotte | 1 | 2 | | | | | |
| | | 70 H North Texas | 1 | 2 | | | 154 H Old Dominion | 2 | 1 | | | | | |
| | | 65 H Rice | 2 | 1 | | | 77 H Long Beach St. | 1 | 3 | | | | | |
| | | 119 A Middle Tenn. | 0 | 2 | | | 280 H Stetson | 2 | 0 | | | | | |

Non-Div. I Games:

FIU

| Average RPI Win: 220 | | WON-LOST | WINNING | LAST 10 | STRENGTH OF | | OPP. STRENGTH | TEAM | ADJ | | CONF. | ADJ CONF. |
|----------------------|--------------------|----------|-----------|-------------|----------------|-------|---------------|-------|-------------|--------------------|----------|-----------|
| Average RPI Loss: 41 | | RECORD | PCT. RANK | GAMES | SCHEDULE | | OF SCHEDULE | RPI | RPI | | RPI | RPI |
| DIV. I ONLY | | 3-13-1 | .20588 | 309 | 1-8-1 | | 9 | 40 | 161 | | 4 | 4 |
| DIV. I NON-CONF. | | 2-6-0 | .25 | 279 | 0-1-0 | | 28 | 51 | 167 | | 4 | 4 |
| TOTALS | | RPI 1-25 | RPI 26-50 | | W-L RECORDS | | RPI 51-100 | | RPI 101-150 | | RPI 150+ | |
| 3-13-1 | | 0-8-0 | 0-2-0 | | OVERALL | | 0-1-0 | | 1-1-1 | | 2-1-0 | |
| 2-5-1 | | 0-2-0 | 0-1-0 | | HOME | | 0-0-0 | | 1-1-1 | | 1-1-0 | |
| 1-7-0 | | 0-5-0 | 0-1-0 | | AWAY | | 0-1-0 | | 0-0-0 | | 1-0-0 | |
| 0-1-0 | | 0-1-0 | 0-0-0 | | NEUTRAL | | 0-0-0 | | 0-0-0 | | 0-0-0 | |
| 2-6-0 | | 0-3-0 | 0-1-0 | | NON-CONFERENCE | | 0-1-0 | | 1-0-0 | | 1-1-0 | |
| 2-2-0 | | 0-0-0 | 0-1-0 | | HOME | | 0-0-0 | | 1-0-0 | | 1-1-0 | |
| 0-3-0 | | 0-2-0 | 0-0- | | AWAY | | 0-1-0 | | 0-0-0 | | 0-0-0 | |
| 0-1-0 | | 0-1-0 | 0-0-0 | | NEUTRAL | | 0-0-0 | | 0-0-0 | | 0-0-0 | |
| 1-7-1 | | 0-5-0 | 0-1-0 | | CONFERENCE | | 0-0-0 | | 0-1-1 | | 1-0-0 | |
| 0-3-1 | | 0-2-0 | 0-0-0 | | HOME | | 0-0-0 | | 0-1-1 | | 0-0-0 | |
| 1-4-0 | | 0-3-0 | 0-1-0 | | AWAY | | 0-0-0 | | 0-0-0 | | 1-0-0 | |
| 0-0-0 | | 0-0-0 | 0-0-0 | | NEUTRAL | | 0-0-0 | | 0-0-0 | | 0-0-0 | |
| RPI S | Opponent | Score | RPI S | Opponent | Score | RPI S | Opponent | Score | RPI S | Opponent | Score | |
| 5 A | North Carolina | 0 3 | 26 A | Clemson | 0 2 | 100 A | Portland | 1 2 | 101 H | Louisville | 1 1 | |
| 7 H | Florida St. | 0 3 | 37 H | FGCU | 1 2 | | | | 121 H | Syracuse | 0 1 | |
| 8 A | Virginia | 1 3 | | | | | | | 141 H | Jacksonville | 1 0 | |
| 9 A | Florida | 0 3 | | | | | | | 152 H | Fla. Atlantic | 1 2 | |
| 13 N | Washington | 1 3 | | | | | | | 239 A | North Carolina St. | 3 1 | |
| 15 A | Notre Dame | 0 5 | | | | | | | 280 H | Stetson | 3 0 | |
| 16 A | UCF | 1 2 | | | | | | | | | | |
| 20 H | Virginia Tech | 0 2 | | | | | | | | | | |
| LAST 10 GAMES | | | | | | | | | | | | |
| 5 A | North Carolina | 0 3 | 7 H | Florida St. | 0 3 | | | | | | | |
| 239 A | North Carolina St. | 3 1 | 101 H | Louisville | 1 1 | | | | | | | |
| 26 A | Clemson | 0 2 | 121 H | Syracuse | 0 1 | | | | | | | |
| 15 A | Notre Dame | 0 5 | 8 A | Virginia | 1 3 | | | | | | | |
| 20 H | Virginia Tech | 0 2 | 13 N | Washington | 1 3 | | | | | | | |

Non-Div. I Games:

Miami (FL)

| Average RPI Win: 209 | | WON-LOST | WINNING | LAST 10 | STRENGTH OF | | OPP. STRENGTH | TEAM | ADJ | CONF. | ADJ CONF. |
|-----------------------|----------|----------|-----------|----------------|-------------|-------|---------------|-------|-------------|--------------------|-----------|
| Average RPI Loss: 158 | | RECORD | PCT. RANK | GAMES | SCHEDULE | | OF SCHEDULE | RPI | RPI | RPI | RPI |
| DIV. I ONLY | | 9-6-3 | .58333 | 112 | 4-4-2 | | 226 | 169 | 166 | .50453 | 162 |
| DIV. I NON-CONF. | | 5-2-1 | .6875 | 69 | 0-0-0 | | 297 | 201 | 187 | .4919 | 185 |
| TOTALS | | RPI 1-25 | RPI 26-50 | | W-L RECORDS | | RPI 51-100 | | RPI 101-150 | | RPI 150+ |
| 9-6-3 | 0-0-0 | 0-1-0 | | OVERALL | | 1-0-1 | | 2-2-0 | | 6-3-2 | |
| 4-3-2 | 0-0-0 | 0-1-0 | | HOME | | 0-0-1 | | 0-1-0 | | 4-1-1 | |
| 3-2-1 | 0-0-0 | 0-0-0 | | AWAY | | 0-0-0 | | 2-1-0 | | 1-1-1 | |
| 2-1-0 | 0-0-0 | 0-0-0 | | NEUTRAL | | 1-0-0 | | 0-0-0 | | 1-1-0 | |
| 5-2-1 | 0-0-0 | 0-0-0 | | NON-CONFERENCE | | 1-0-0 | | 0-1-0 | | 4-1-1 | |
| 2-0-1 | 0-0-0 | 0-0-0 | | HOME | | 0-0-0 | | 0-0-0 | | 2-0-1 | |
| 1-1-0 | 0-0-0 | 0-0- | | AWAY | | 0-0-0 | | 0-1-0 | | 1-0-0 | |
| 2-1-0 | 0-0-0 | 0-0-0 | | NEUTRAL | | 1-0-0 | | 0-0-0 | | 1-1-0 | |
| 4-4-2 | 0-0-0 | 0-1-0 | | CONFERENCE | | 0-0-1 | | 2-1-0 | | 2-2-1 | |
| 2-3-1 | 0-0-0 | 0-1-0 | | HOME | | 0-0-1 | | 0-1-0 | | 2-1-0 | |
| 2-1-1 | 0-0-0 | 0-0-0 | | AWAY | | 0-0-0 | | 2-0-0 | | 0-1-1 | |
| 0-0-0 | 0-0-0 | 0-0-0 | | NEUTRAL | | 0-0-0 | | 0-0-0 | | 0-0-0 | |
| RPI S | Opponent | Score | RPI S | Opponent | Score | RPI S | Opponent | Score | RPI S | Opponent | Score |
| | | | 47 H | Buffalo | 0 2 | 51 N | Colorado | 1 0 | 101 A | Louisville | 2 3 |
| | | | | | | 59 H | Miami (OH) | 1 1 | 109 H | Ball St. | 0 1 |
| | | | | | | | | | 111 A | Eastern Mich. | 2 1 |
| | | | | | | | | | 150 A | Western Mich. | 3 1 |
| | | | | | | | | | 189 H | Toledo | 3 0 |
| | | | | | | | | | 201 H | Central Mich. | 0 1 |
| | | | | | | | | | 225 A | Northern Ill. | 1 1 |
| | | | | | | | | | 231 N | St. Bonaventure | 0 1 |
| | | | | | | | | | 242 A | Cleveland St. | 1 0 |
| | | | | | | | | | 245 H | Akron | 3 0 |
| | | | | | | | | | 250 H | Oakland | 1 1 |
| | | | | | | | | | 259 A | Bowling Green | 0 1 |
| | | | | | | | | | 292 N | Saint Francis (PA) | 1 0 |
| | | | | | | | | | 296 H | Eastern Ky. | 3 0 |
| | | | | | | | | | 304 H | Western Ill. | 3 0 |
| LAST 10 GAMES | | | | | | | | | | | |
| | | | 201 H | Central Mich. | 0 1 | 59 H | Miami (OH) | 1 1 | | | |
| | | | 189 H | Toledo | 3 0 | 150 A | Western Mich. | 3 1 | | | |
| | | | 259 A | Bowling Green | 0 1 | 225 A | Northern Ill. | 1 1 | | | |
| | | | 111 A | Eastern Mich. | 2 1 | 245 H | Akron | 3 0 | | | |
| | | | 109 H | Ball St. | 0 1 | 47 H | Buffalo | 0 2 | | | |

Non-Div. I Games:

Kent St.

| | | | | | | | | | | | | | | |
|-------------------|----------|-----------|---------------------|----------------|-------------|---------------|---------------|-------------|--------------------|----------------|-------|-----|--|--|
| Average RPI Win: | 193 | WON-LOST | WINNING | LAST 10 | STRENGTH OF | OPP. STRENGTH | TEAM | ADJ | CONF. | ADJ CONF. | | | | |
| Average RPI Loss: | 146 | RECORD | PCT. RANK | GAMES | SCHEDULE | OF SCHEDULE | RPI | RPI | RPI | RPI | | | | |
| DIV. I ONLY | 8-10-0 | .44444 | 203 | 5-5-0 | 85 | 209 | 163 | .50395 | 163 | 15 | 15 | | | |
| DIV. I NON-CONF. | 3-6-0 | .33333 | 251 | 0-1-0 | 139 | 206 | 227 | .46209 | 227 | 17 | 17 | | | |
| <hr/> | | | | | | | | | | | | | | |
| TOTALS | RPI 1-25 | RPI 26-50 | | W-L RECORDS | | RPI 51-100 | | RPI 101-150 | | RPI 150+ | | | | |
| 8-10-0 | 0-0-0 | 0-0-0 | | OVERALL | | 1-3-0 | | 1-3-0 | | 6-4-0 | | | | |
| 4-3-0 | 0-0-0 | 0-0-0 | | HOME | | 1-1-0 | | 1-0-0 | | 2-2-0 | | | | |
| 4-7-0 | 0-0-0 | 0-0-0 | | AWAY | | 0-2-0 | | 0-3-0 | | 4-2-0 | | | | |
| 0-0-0 | 0-0-0 | 0-0-0 | | NEUTRAL | | 0-0-0 | | 0-0-0 | | 0-0-0 | | | | |
| <hr/> | | | | | | | | | | | | | | |
| 3-6-0 | 0-0-0 | 0-0-0 | | NON-CONFERENCE | | 0-1-0 | | 1-2-0 | | 2-3-0 | | | | |
| 2-1-0 | 0-0-0 | 0-0-0 | | HOME | | 0-0-0 | | 1-0-0 | | 1-1-0 | | | | |
| 1-5-0 | 0-0-0 | 0-0- | | AWAY | | 0-1-0 | | 0-2-0 | | 1-2-0 | | | | |
| 0-0-0 | 0-0-0 | 0-0-0 | | NEUTRAL | | 0-0-0 | | 0-0-0 | | 0-0-0 | | | | |
| <hr/> | | | | | | | | | | | | | | |
| 5-4-0 | 0-0-0 | 0-0-0 | | CONFERENCE | | 1-2-0 | | 0-1-0 | | 4-1-0 | | | | |
| 2-2-0 | 0-0-0 | 0-0-0 | | HOME | | 1-1-0 | | 0-0-0 | | 1-1-0 | | | | |
| 3-2-0 | 0-0-0 | 0-0-0 | | AWAY | | 0-1-0 | | 0-1-0 | | 3-0-0 | | | | |
| 0-0-0 | 0-0-0 | 0-0-0 | | NEUTRAL | | 0-0-0 | | 0-0-0 | | 0-0-0 | | | | |
| <hr/> | | | | | | | | | | | | | | |
| RPI S | Opponent | Score | RPI S | Opponent | Score | RPI S | Opponent | Score | RPI S | Opponent | Score | | | |
| | | | | | | 79 A | James Madison | 1 2 | 106 H | Liberty | 4 3 | | | |
| | | | | | | 81 H | South Ala. | 1 2 | 114 A | Texas St. | 1 2 | | | |
| | | | | | | 84 A | Ga. Southern | 0 2 | 131 A | Marshall | 1 2 | | | |
| | | | | | | 92 H | Troy | 3 2 | 142 A | East Tenn. St. | 0 1 | | | |
| | | | | | | | | | 167 H | La.-Lafayette | 1 2 | | | |
| | | | | | | | | | 182 A | Morehead St. | 1 4 | | | |
| | | | | | | | | | 193 A | Georgia St. | 2 1 | | | |
| | | | | | | | | | 196 H | Belmont | 4 1 | | | |
| | | | | | | | | | 203 A | UALR | 3 0 | | | |
| | | | | | | | | | 219 A | Elon | 3 1 | | | |
| | | | | | | | | | 235 H | George Mason | 0 2 | | | |
| | | | | | | | | | 238 H | La.-Monroe | 1 0 | | | |
| | | | | | | | | | 244 A | Radford | 1 2 | | | |
| | | | | | | | | | 294 A | Arkansas St. | 1 0 | | | |
| | | | | | | <hr/> | | | | | | | | |
| | | | LAST 10 GAMES | | | | | | | | | | | |
| | | | 84 A Ga. Southern | | | 0 2 | | | 92 H Troy | | | 3 2 | | |
| | | | 193 A Georgia St. | | | 2 1 | | | 114 A Texas St. | | | 1 2 | | |
| | | | 238 H La.-Monroe | | | 1 0 | | | 294 A Arkansas St. | | | 1 0 | | |
| | | | 167 H La.-Lafayette | | | 1 2 | | | 203 A UALR | | | 3 0 | | |
| | | | 81 H South Ala. | | | 1 2 | | | 244 A Radford | | | 1 2 | | |

Non-Div. I Games:

Appalachian St.

L
i
p
s
c
o
m
b

Lipscomb

| | | | | | | | | | | | |
|-------------------|----------|-----------------|-------------------|-------------------------|----------------------|---------------------------|-------------|-------------------------------|-----------|---------------|-------|
| Average RPI Win: | 266 | WON-LOST RECORD | WINNING PCT. RANK | LAST 10 GAMES | STRENGTH OF SCHEDULE | OPP. STRENGTH OF SCHEDULE | TEAM RPI | ADJ RPI | CONF. RPI | ADJ CONF. RPI | |
| Average RPI Loss: | 113 | | | | | | | | | | |
| DIV. I ONLY | 10-4-2 | .6875 | 57 | 6-2-2 | 278 | 295 | 164 | .50357 | 165 | 26 | 26 |
| DIV. I NON-CONF. | 5-2-0 | .71429 | 56 | 1-0-0 | 206 | 296 | 119 | .5272 | 120 | 26 | 26 |
| <hr/> | | | | | | | | | | | |
| TOTALS | RPI 1-25 | RPI 26-50 | | W-L RECORDS | RPI 51-100 | | RPI 101-150 | | RPI 150+ | | |
| 10-4-2 | 0-0-0 | 0-0-0 | | OVERALL | 0-3-0 | | 1-0-0 | | 9-1-2 | | |
| 5-2-1 | 0-0-0 | 0-0-0 | | HOME | 0-1-0 | | 1-0-0 | | 4-1-1 | | |
| 5-2-1 | 0-0-0 | 0-0-0 | | AWAY | 0-2-0 | | 0-0-0 | | 5-0-1 | | |
| 0-0-0 | 0-0-0 | 0-0-0 | | NEUTRAL | 0-0-0 | | 0-0-0 | | 0-0-0 | | |
| <hr/> | | | | | | | | | | | |
| 5-2-0 | 0-0-0 | 0-0-0 | | NON-CONFERENCE | 0-1-0 | | 1-0-0 | | 4-1-0 | | |
| 2-2-0 | 0-0-0 | 0-0-0 | | HOME | 0-1-0 | | 1-0-0 | | 1-1-0 | | |
| 3-0-0 | 0-0-0 | 0-0- | | AWAY | 0-0-0 | | 0-0-0 | | 3-0-0 | | |
| 0-0-0 | 0-0-0 | 0-0-0 | | NEUTRAL | 0-0-0 | | 0-0-0 | | 0-0-0 | | |
| <hr/> | | | | | | | | | | | |
| 5-2-2 | 0-0-0 | 0-0-0 | | CONFERENCE | 0-2-0 | | 0-0-0 | | 5-0-2 | | |
| 3-0-1 | 0-0-0 | 0-0-0 | | HOME | 0-0-0 | | 0-0-0 | | 3-0-1 | | |
| 2-2-1 | 0-0-0 | 0-0-0 | | AWAY | 0-2-0 | | 0-0-0 | | 2-0-1 | | |
| 0-0-0 | 0-0-0 | 0-0-0 | | NEUTRAL | 0-0-0 | | 0-0-0 | | 0-0-0 | | |
| <hr/> | | | | | | | | | | | |
| RPI | S | Opponent | Score | RPI | S | Opponent | Score | RPI | S | Opponent | Score |
| | | | | 83 A Fairfield 0 1 | | | | 117 H Bucknell 1 0 | | | |
| | | | | 98 H Temple 0 3 | | | | 170 H Fairleigh Dickinson 2 3 | | | |
| | | | | 99 A Niagara 1 2 | | | | 212 H Manhattan 3 1 | | | |
| | | | | | | | | 226 A Siena 0 0 | | | |
| | | | | | | | | 227 A Seton Hall 1 0 | | | |
| | | | | | | | | 234 A Wagner 4 1 | | | |
| | | | | | | | | 281 A Iona 2 0 | | | |
| | | | | | | | | 300 H Marist 2 2 | | | |
| | | | | | | | | 306 H Canisius 5 0 | | | |
| | | | | | | | | 311 H Quinnipiac 2 1 | | | |
| | | | | 318 H NJIT 2 1 | | | | | | | |
| | | | | 325 A Delaware St. 2 1 | | | | | | | |
| | | | | 326 A Saint Peter's 2 1 | | | | | | | |
| | | | | | | | | | | | |
| | | | | | | | | | | | |
| | | | | | | | | | | | |
| | | | | | | | | | | | |
| | | | | | | | | | | | |
| | | | | | | | | | | | |
| | | | | | | | | | | | |
| | | | | | | | | | | | |
| | | | | | | | | | | | |
| | | | | | | | | | | | |
| | | | | | | | | | | | |
| | | | | | | | | | | | |
| | | | | | | | | | | | |
| | | | | | | | | | | | |
| | | | | | | | | | | | |
| | | | | | | | | | | | |
| | | | | | | | | | | | |
| | | | | | | | | | | | |
| | | | | | | | | | | | |
| | | | | | | | | | | | |
| | | | | | | | | | | | |
| | | | | | | | | | | | |
| | | | | | | | | | | | |
| | | | | | | | | | | | |
| | | | | | | | | | | | |
| | | | | | | | | | | | |
| | | | | | | | | | | | |
| | | | | | | | | | | | |
| | | | | | | | | | | | |
| | | | | | | | | | | | |
| | | | | | | | | | | | |
| | | | | | | | | | | | |
| | | | | | | | | | | | |
| | | | | | | | | | | | |
| | | | | | | | | | | | |
| | | | | | | | | | | | |
| | | | | | | | | | | | |
| | | | | | | | | | | | |
| | | | | | | | | | | | |
| | | | | | | | | | | | |
| | | | | | | | | | | | |
| | | | | | | | | | | | |
| | | | | | | | | | | | |
| | | | | | | | | | | | |
| | | | | | | | | | | | |
| | | | | | | | | | | | |
| | | | | | | | | | | | |
| | | | | | | | | | | | |
| | | | | | | | | | | | |
| | | | | | | | | | | | |
| | | | | | | | | | | | |
| | | | | | | | | | | | |
| | | | | | | | | | | | |
| | | | | | | | | | | | |
| | | | | | | | | | | | |
| | | | | | | | | | | | |
| | | | | | | | | | | | |
| | | | | | | | | | | | |
| | | | | | | | | | | | |
| | | | | | | | | | | | |
| | | | | | | | | | | | |
| | | | | | | | | | | | |
| | | | | | | | | | | | |
| | | | | | | | | | | | |
| | | | | | | | | | | | |
| | | | | | | | | | | | |
| | | | | | | | | | | | |
| | | | | | | | | | | | |
| | | | | | | | | | | | |
| | | | | | | | | | | | |
| | | | | | | | | | | | |
| | | | | | | | | | | | |
| | | | | | | | | | | | |
| | | | | | | | | | | | |
| | | | | | | | | | | | |
| | | | | | | | | | | | |
| | | | | | | | | | | | |
| | | | | | | | | | | | |
| | | | | | | | | | | | |
| | | | | | | | | | | | |
| | | | | | | | | | | | |
| | | | | | | | | | | | |
| | | | | | | | | | | | |
| | | | | | | | | | | | |
| | | | | | | | | | | | |
| | | | | | | | | | | | |
| | | | | | | | | | | | |
| | | | | | | | | | | | |
| | | | | | | | | | | | |
| | | | | | | | | | | | |
| | | | | | | | | | | | |
| | | | | | | | | | | | |
| | | | | | | | | | | | |
| | | | | | | | | | | | |
| | | | | | | | | | | | |
| | | | | | | | | | | | |
| | | | | | | | | | | | |
| | | | | | | | | | | | |
| | | | | | | | | | | | |
| | | | | | | | | | | | |
| | | | | | | | | | | | |
| | | | | | | | | | | | |
| | | | | | | | | | | | |
| | | | | | | | | | | | |
| | | | | | | | | | | | |
| | | | | | | | | | | | |
| | | | | | | | | | | | |
| | | | | | | | | | | | |
| | | | | | | | | | | | |
| | | | | | | | | | | | |
| | | | | | | | | | | | |
| | | | | | | | | | | | |
| | | | | | | | | | | | |
| | | | | | | | | | | | |
| | | | | | | | | | | | |

Non-Div. I Games:

Rider

Pen

Penn

| Average RPI Win: | 249 | WON-LOST | WINNING | LAST 10 | STRENGTH OF | OPP. STRENGTH | TEAM | ADJ | CONF. | ADJ CONF. | |
|-------------------|----------|-----------|-----------------------|----------------|-------------|---------------|-------------------|-------------|-------|------------------|-------|
| Average RPI Loss: | 124 | RECORD | PCT. RANK | GAMES | SCHEDULE | OF SCHEDULE | RPI | RPI | RPI | RPI | |
| DIV. I ONLY | 9-7-2 | .55556 | 127 | 5-4-1 | 176 | 233 | 165 | .50311 | 167 | 15 | 15 |
| DIV. I NON-CONF. | 5-3-1 | .61111 | 108 | 1-0-0 | 273 | 275 | 202 | .48072 | 202 | 17 | 17 |
| <hr/> | | | | | | | | | | | |
| TOTALS | RPI 1-25 | RPI 26-50 | | W-L RECORDS | | RPI 51-100 | | RPI 101-150 | | RPI 150+ | |
| 9-7-2 | 0-0-0 | 0-0-0 | | OVERALL | | 0-3-1 | | 0-2-0 | | 9-2-1 | |
| 7-2-1 | 0-0-0 | 0-0-0 | | HOME | | 0-1-0 | | 0-0-0 | | 7-1-1 | |
| 2-5-1 | 0-0-0 | 0-0-0 | | AWAY | | 0-2-1 | | 0-2-0 | | 2-1-0 | |
| 0-0-0 | 0-0-0 | 0-0-0 | | NEUTRAL | | 0-0-0 | | 0-0-0 | | 0-0-0 | |
| <hr/> | | | | | | | | | | | |
| 5-3-1 | 0-0-0 | 0-0-0 | | NON-CONFERENCE | | 0-1-0 | | 0-1-0 | | 5-1-1 | |
| 4-0-1 | 0-0-0 | 0-0-0 | | HOME | | 0-0-0 | | 0-0-0 | | 4-0-1 | |
| 1-3-0 | 0-0-0 | 0-0- | | AWAY | | 0-1-0 | | 0-1-0 | | 1-1-0 | |
| 0-0-0 | 0-0-0 | 0-0-0 | | NEUTRAL | | 0-0-0 | | 0-0-0 | | 0-0-0 | |
| <hr/> | | | | | | | | | | | |
| 4-4-1 | 0-0-0 | 0-0-0 | | CONFERENCE | | 0-2-1 | | 0-1-0 | | 4-1-0 | |
| 3-2-0 | 0-0-0 | 0-0-0 | | HOME | | 0-1-0 | | 0-0-0 | | 3-1-0 | |
| 1-2-1 | 0-0-0 | 0-0-0 | | AWAY | | 0-1-1 | | 0-1-0 | | 1-0-0 | |
| 0-0-0 | 0-0-0 | 0-0-0 | | NEUTRAL | | 0-0-0 | | 0-0-0 | | 0-0-0 | |
| <hr/> | | | | | | | | | | | |
| RPI S | Opponent | Score | RPI S | Opponent | Score | RPI S | Opponent | Score | RPI S | Opponent | Score |
| | | | | | | 52 A | Ole Miss | 1 5 | 114 A | Texas St. | 1 2 |
| | | | | | | 81 A | South Ala. | 4 4 | 149 A | Louisiana Tech | 0 2 |
| | | | | | | 84 H | Ga. Southern | 1 2 | 163 A | Appalachian St. | 2 1 |
| | | | | | | 92 A | Troy | 0 2 | 175 A | Sam Houston St. | 1 0 |
| | | | | | | | | | 186 A | Southeastern La. | 0 3 |
| | | | | | | | | | 193 H | Georgia St. | 1 2 |
| | | | | | | | | | 203 H | UALR | 2 1 |
| | | | | | | | | | 222 H | Houston | 1 1 |
| | | | | | | | | | 238 H | La.-Monroe | 4 2 |
| | | | | | | | | | 258 H | Lamar | 7 2 |
| | | | | | | | | | 267 H | McNeese St. | 3 0 |
| | | | | | | | | | 294 H | Arkansas St. | 4 2 |
| | | | | | | | | | 315 H | Texas Southern | 5 1 |
| | | | | | | | | | 332 H | Alcorn | 10 1 |
| | | | | | | <hr/> | | | | | |
| | | | LAST 10 GAMES | | | | | | | | |
| | | | 238 H La.-Monroe | | | 4 2 | 81 A South Ala. | | | 4 4 | |
| | | | 114 A Texas St. | | | 1 2 | 92 A Troy | | | 0 2 | |
| | | | 163 A Appalachian St. | | | 2 1 | 84 H Ga. Southern | | | 1 2 | |
| | | | 294 H Arkansas St. | | | 4 2 | 193 H Georgia St. | | | 1 2 | |
| | | | 203 H UALR | | | 2 1 | 332 H Alcorn | | | 10 1 | |

Non-Div. I Games:

La.-Lafayette

| Average RPI Win: 222 | | WON-LOST RECORD | | WINNING PCT. RANK | | LAST 10 GAMES | | STRENGTH OF SCHEDULE | | OPP. STRENGTH OF SCHEDULE | | TEAM RPI | | ADJ RPI | | CONF. RPI | | ADJ CONF. RPI | |
|----------------------|----------|-----------------|---|-------------------|-------------------|----------------|---|----------------------|-------------------|---------------------------|---|----------|-----------------|------------|---|-----------|--|---------------|--|
| DIV. I ONLY | | 5-7-4 | | .4375 216 | | 3-4-3 | | 107 | | 118 | | 169 | | .50309 168 | | 13 | | 13 | |
| DIV. I NON-CONF. | | 2-5-3 | | .35 248 | | 0-2-2 | | 113 | | 88 | | 198 | | .4844 196 | | 14 | | 14 | |
| TOTALS | | RPI 1-25 | | RPI 26-50 | | W-L RECORDS | | RPI 51-100 | | RPI 101-150 | | RPI 150+ | | | | | | | |
| 5-7-4 | | 0-1-0 | | 0-0-1 | | OVERALL | | 0-4-1 | | 0-0-1 | | 5-2-1 | | | | | | | |
| 4-2-1 | | 0-0-0 | | 0-0-0 | | HOME | | 0-1-0 | | 0-0-0 | | 4-1-1 | | | | | | | |
| 1-5-2 | | 0-1-0 | | 0-0-1 | | AWAY | | 0-3-1 | | 0-0-0 | | 1-1-0 | | | | | | | |
| 0-0-1 | | 0-0-0 | | 0-0-0 | | NEUTRAL | | 0-0-0 | | 0-0-1 | | 0-0-0 | | | | | | | |
| 2-5-3 | | 0-1-0 | | 0-0-1 | | NON-CONFERENCE | | 0-2-1 | | 0-0-1 | | 2-2-0 | | | | | | | |
| 1-2-0 | | 0-0-0 | | 0-0-0 | | HOME | | 0-1-0 | | 0-0-0 | | 1-1-0 | | | | | | | |
| 1-3-2 | | 0-1-0 | | 0-1- | | AWAY | | 0-1-1 | | 0-0-0 | | 1-1-0 | | | | | | | |
| 0-0-1 | | 0-0-0 | | 0-0-0 | | NEUTRAL | | 0-0-0 | | 0-0-1 | | 0-0-0 | | | | | | | |
| 3-2-1 | | 0-0-0 | | 0-0-0 | | CONFERENCE | | 0-2-0 | | 0-0-0 | | 3-0-1 | | | | | | | |
| 3-0-1 | | 0-0-0 | | 0-0-0 | | HOME | | 0-0-0 | | 0-0-0 | | 3-0-1 | | | | | | | |
| 0-2-0 | | 0-0-0 | | 0-0-0 | | AWAY | | 0-2-0 | | 0-0-0 | | 0-0-0 | | | | | | | |
| 0-0-0 | | 0-0-0 | | 0-0-0 | | NEUTRAL | | 0-0-0 | | 0-0-0 | | 0-0-0 | | | | | | | |
| RPI S | Opponent | Score | | RPI S | Opponent | Score | | RPI S | Opponent | Score | | RPI S | Opponent | Score | | | | | |
| 25 A | UConn | 0 | 5 | 42 A | Harvard | 0 | 0 | 62 A | Northeastern | 0 | 0 | 147 N | Towson | 1 | 1 | | | | |
| | | | | | | | | 64 A | Rhode Island | 0 | 1 | 173 H | Saint Joseph's | 2 | 1 | | | | |
| | | | | | | | | 79 A | James Madison | 1 | 2 | 185 H | Cornell | 0 | 1 | | | | |
| | | | | | | | | 80 H | Providence | 1 | 2 | 188 A | Brown | 0 | 2 | | | | |
| | | | | | | | | 90 A | George Washington | 1 | 2 | 200 H | New Hampshire | 2 | 1 | | | | |
| | | | | | | | | | | | | 217 H | Duquesne | 2 | 0 | | | | |
| | | | | | | | | | | | | 231 H | St. Bonaventure | 2 | 0 | | | | |
| | | | | | | | | | | | | 235 H | George Mason | 1 | 1 | | | | |
| | | | | | | | | | | | | 289 A | Bryant | 1 | 0 | | | | |
| | | | | LAST 10 GAMES | | | | | | | | | | | | | | | |
| | | | | 217 H | Duquesne | 2 | 0 | 235 H | George Mason | 1 | 1 | | | | | | | | |
| | | | | 231 H | St. Bonaventure | 2 | 0 | 42 A | Harvard | 0 | 0 | | | | | | | | |
| | | | | 64 A | Rhode Island | 0 | 1 | 188 A | Brown | 0 | 2 | | | | | | | | |
| | | | | 90 A | George Washington | 1 | 2 | 25 A | UConn | 0 | 5 | | | | | | | | |
| | | | | 173 H | Saint Joseph's | 2 | 1 | 62 A | Northeastern | 0 | 0 | | | | | | | | |

Non-Div. I Games:

Massachusetts

| Average RPI Win: | 248 | WON-LOST | WINNING | LAST 10 | STRENGTH OF | OPP. STRENGTH | TEAM | ADJ | CONF. | ADJ CONF. | | | |
|------------------------|----------|-----------|-----------|-------------------|-------------|--------------------|-------|-------------|-------|------------------------|-------|---|---|
| Average RPI Loss: | 153 | RECORD | PCT. RANK | GAMES | SCHEDULE | OF SCHEDULE | RPI | RPI | RPI | RPI | | | |
| DIV. I ONLY | 9-5-0 | .64286 | 79 | 8-2-0 | 268 | 213 | 168 | .50176 | 169 | 23 | 23 | | |
| DIV. I NON-CONF. | 2-3-0 | .4 | 220 | 1-0-0 | 180 | 208 | 223 | .46723 | 220 | 21 | 22 | | |
| <hr/> | | | | | | | | | | | | | |
| TOTALS | RPI 1-25 | RPI 26-50 | | W-L RECORDS | | RPI 51-100 | | RPI 101-150 | | RPI 150+ | | | |
| 9-5-0 | 0-0-0 | 0-0-0 | | OVERALL | | 0-1-0 | | 0-2-0 | | 9-2-0 | | | |
| 3-3-0 | 0-0-0 | 0-0-0 | | HOME | | 0-1-0 | | 0-1-0 | | 3-1-0 | | | |
| 5-2-0 | 0-0-0 | 0-0-0 | | AWAY | | 0-0-0 | | 0-1-0 | | 5-1-0 | | | |
| 1-0-0 | 0-0-0 | 0-0-0 | | NEUTRAL | | 0-0-0 | | 0-0-0 | | 1-0-0 | | | |
| <hr/> | | | | | | | | | | | | | |
| 2-3-0 | 0-0-0 | 0-0-0 | | NON-CONFERENCE | | 0-1-0 | | 0-1-0 | | 2-1-0 | | | |
| 0-1-0 | 0-0-0 | 0-0-0 | | HOME | | 0-1-0 | | 0-0-0 | | 0-0-0 | | | |
| 1-2-0 | 0-0-0 | 0-0- | | AWAY | | 0-0-0 | | 0-1-0 | | 1-1-0 | | | |
| 1-0-0 | 0-0-0 | 0-0-0 | | NEUTRAL | | 0-0-0 | | 0-0-0 | | 1-0-0 | | | |
| <hr/> | | | | | | | | | | | | | |
| 7-2-0 | 0-0-0 | 0-0-0 | | CONFERENCE | | 0-0-0 | | 0-1-0 | | 7-1-0 | | | |
| 3-2-0 | 0-0-0 | 0-0-0 | | HOME | | 0-0-0 | | 0-1-0 | | 3-1-0 | | | |
| 4-0-0 | 0-0-0 | 0-0-0 | | AWAY | | 0-0-0 | | 0-0-0 | | 4-0-0 | | | |
| 0-0-0 | 0-0-0 | 0-0-0 | | NEUTRAL | | 0-0-0 | | 0-0-0 | | 0-0-0 | | | |
| <hr/> | | | | | | | | | | | | | |
| RPI | S | Opponent | Score | RPI | S | Opponent | Score | RPI | S | Opponent | Score | | |
| | | | | 55 H Illinois St. | | | | 0 | 3 | 110 H UT Martin | | 1 | 2 |
| | | | | | | | | | | 116 A Evansville | | 0 | 1 |
| | | | | | | | | | | 182 H Morehead St. | | 2 | 1 |
| | | | | | | | | | | 192 A Jacksonville St. | | 3 | 0 |
| | | | | | | | | | | 196 A Belmont | | 1 | 0 |
| | | | | | | | | | | 204 A Northern Colo. | | 0 | 1 |
| | | | | | | | | | | 206 H Murray St. | | 2 | 1 |
| | | | | | | | | | | 255 N UC Davis | | 2 | 0 |
| | | | | | | | | | | 278 H Austin Peay | | 0 | 1 |
| | | | | | | | | | | 294 A Arkansas St. | | 3 | 0 |
| | | | | | | | | | | 296 H Eastern Ky. | | 1 | 0 |
| | | | | | | | | | | 299 A Tennessee Tech | | 2 | 0 |
| | | | | | | | | | | 312 A Eastern Ill. | | 4 | 0 |
| | | | | | | | | | | | | | |
| LAST 10 GAMES | | | | | | | | | | | | | |
| 192 A Jacksonville St. | | | | 3 | 0 | 278 H Austin Peay | | | | 0 | 1 | | |
| 299 A Tennessee Tech | | | | 2 | 0 | 206 H Murray St. | | | | 2 | 1 | | |
| 182 H Morehead St. | | | | 2 | 1 | 110 H UT Martin | | | | 1 | 2 | | |
| 296 H Eastern Ky. | | | | 1 | 0 | 312 A Eastern Ill. | | | | 4 | 0 | | |
| 196 A Belmont | | | | 1 | 0 | 294 A Arkansas St. | | | | 3 | 0 | | |

Non-Div. I Games:

Southeast Mo. St.

| Average RPI Win: | 255 | WON-LOST | WINNING | LAST 10 | STRENGTH OF | OPP. STRENGTH | TEAM | ADJ | CONF. | ADJ CONF. | | | | | | | |
|-------------------|----------|-----------|-----------|-------------------|-------------|---------------|-------------------|-------------|---------------|-----------|-------|--|--|--|--|--|--|
| Average RPI Loss: | 173 | RECORD | PCT. RANK | GAMES | SCHEDULE | OF SCHEDULE | RPI | RPI | RPI | RPI | | | | | | | |
| DIV. I ONLY | 12-4-1 | .73529 | 34 | 8-1-1 | 307 | 288 | 170 | .50087 | 170 | 29 | 29 | | | | | | |
| DIV. I NON-CONF. | 7-3-0 | .7 | 64 | 3-0-0 | 264 | 281 | 154 | .50518 | 154 | 28 | 28 | | | | | | |
| <hr/> | | | | | | | | | | | | | | | | | |
| TOTALS | RPI 1-25 | RPI 26-50 | | W-L RECORDS | | RPI 51-100 | | RPI 101-150 | | RPI 150+ | | | | | | | |
| 12-4-1 | 0-0-0 | 0-0-0 | | OVERALL | | 1-0-0 | | 1-2-0 | | 10-2-1 | | | | | | | |
| 5-1-0 | 0-0-0 | 0-0-0 | | HOME | | 0-0-0 | | 0-1-0 | | 5-0-0 | | | | | | | |
| 6-2-1 | 0-0-0 | 0-0-0 | | AWAY | | 0-0-0 | | 1-1-0 | | 5-1-1 | | | | | | | |
| 1-1-0 | 0-0-0 | 0-0-0 | | NEUTRAL | | 1-0-0 | | 0-0-0 | | 0-1-0 | | | | | | | |
| <hr/> | | | | | | | | | | | | | | | | | |
| 7-3-0 | 0-0-0 | 0-0-0 | | NON-CONFERENCE | | 1-0-0 | | 1-1-0 | | 5-2-0 | | | | | | | |
| 2-1-0 | 0-0-0 | 0-0-0 | | HOME | | 0-0-0 | | 0-1-0 | | 2-0-0 | | | | | | | |
| 4-1-0 | 0-0-0 | 0-0- | | AWAY | | 0-0-0 | | 1-0-0 | | 3-1-0 | | | | | | | |
| 1-1-0 | 0-0-0 | 0-0-0 | | NEUTRAL | | 1-0-0 | | 0-0-0 | | 0-1-0 | | | | | | | |
| <hr/> | | | | | | | | | | | | | | | | | |
| 5-1-1 | 0-0-0 | 0-0-0 | | CONFERENCE | | 0-0-0 | | 0-1-0 | | 5-0-1 | | | | | | | |
| 3-0-0 | 0-0-0 | 0-0-0 | | HOME | | 0-0-0 | | 0-0-0 | | 3-0-0 | | | | | | | |
| 2-1-1 | 0-0-0 | 0-0-0 | | AWAY | | 0-0-0 | | 0-1-0 | | 2-0-1 | | | | | | | |
| 0-0-0 | 0-0-0 | 0-0-0 | | NEUTRAL | | 0-0-0 | | 0-0-0 | | 0-0-0 | | | | | | | |
| <hr/> | | | | | | | | | | | | | | | | | |
| RPI S | Opponent | Score | RPI S | Opponent | Score | RPI S | Opponent | Score | RPI S | Opponent | Score | | | | | | |
| | | | | | | 75 N | Northwestern | 1 0 | 113 H | Monmouth | 0 2 | | | | | | |
| | | | | | | 122 A | Hartford | 4 3 | | | | | | | | | |
| | | | | | | 148 A | Central Conn. St. | 0 1 | | | | | | | | | |
| | | | | | | 158 A | Columbia | 1 2 | | | | | | | | | |
| | | | | | | 165 A | Rider | 3 2 | | | | | | | | | |
| | | | | | | 234 A | Wagner | 1 1 | | | | | | | | | |
| | | | | | | 240 H | Sacred Heart | 2 1 | | | | | | | | | |
| | | | | | | 274 N | Loyola Chicago | 1 3 | | | | | | | | | |
| | | | | | | 285 H | Vermont | 3 0 | | | | | | | | | |
| | | | | | | 289 A | Bryant | 1 0 | | | | | | | | | |
| | | | | | | 291 H | Robert Morris | 2 1 | | | | | | | | | |
| | | | | | | 305 H | LIU Brooklyn | 2 1 | | | | | | | | | |
| | | | | | | 318 A | NJIT | 1 0 | | | | | | | | | |
| | | | | | | 321 A | Mt. St. Mary's | 3 0 | | | | | | | | | |
| | | | | | | 325 A | Delaware St. | 3 0 | | | | | | | | | |
| | | | | | | 326 H | Saint Peter's | 8 0 | | | | | | | | | |
| | | | | | | <hr/> | | | | | | | | | | | |
| | | | | | | | | | LAST 10 GAMES | | | | | | | | |
| | | | 234 A | Wagner | 1 1 | 305 H | LIU Brooklyn | 2 1 | | | | | | | | | |
| | | | 240 H | Sacred Heart | 2 1 | 321 A | Mt. St. Mary's | 3 0 | | | | | | | | | |
| | | | 289 A | Bryant | 1 0 | 318 A | NJIT | 1 0 | | | | | | | | | |
| | | | 291 H | Robert Morris | 2 1 | 122 A | Hartford | 4 3 | | | | | | | | | |
| | | | 148 A | Central Conn. St. | 0 1 | 285 H | Vermont | 3 0 | | | | | | | | | |

Non-Div. I Games:

Fairleigh Dickinson

H
a
w
a
i
i

Hawaii

| Average RPI Win: | 212 | WON-LOST RECORD | WINNING PCT. RANK | LAST 10 GAMES | STRENGTH OF SCHEDULE | OPP. STRENGTH OF SCHEDULE | TEAM RPI | ADJ RPI | CONF. RPI | ADJ CONF. RPI | |
|------------------|------------|-----------------|-------------------|----------------|----------------------|---------------------------|-------------|---------|---------------|---------------|----|
| DIV. I ONLY | 8-8-3 | .5 | 157 | 5-5-0 | 159 | 141 | 172 | .5002 | 172 | 17 | 17 |
| DIV. I NON-CONF. | 3-3-3 | .5 | 153 | 0-0-0 | 105 | 118 | 129 | .52121 | 129 | 15 | 15 |
| <hr/> | | | | | | | | | | | |
| TOTALS | RPI 1-25 | RPI 26-50 | | W-L RECORDS | RPI 51-100 | | RPI 101-150 | | RPI 150+ | | |
| 8-8-3 | 0-1-0 | 1-1-0 | | OVERALL | 0-1-0 | | 1-2-3 | | 6-3-0 | | |
| 4-3-0 | 0-0-0 | 0-0-0 | | HOME | 0-0-0 | | 0-2-0 | | 4-1-0 | | |
| 3-5-3 | 0-1-0 | 1-1-0 | | AWAY | 0-1-0 | | 1-0-3 | | 1-2-0 | | |
| 1-0-0 | 0-0-0 | 0-0-0 | | NEUTRAL | 0-0-0 | | 0-0-0 | | 1-0-0 | | |
| 3-3-3 | 0-1-0 | 0-1-0 | | NON-CONFERENCE | 0-0-0 | | 0-1-3 | | 3-0-0 | | |
| 1-1-0 | 0-0-0 | 0-0-0 | | HOME | 0-0-0 | | 0-1-0 | | 1-0-0 | | |
| 1-2-3 | 0-1-0 | 0-0- | | AWAY | 0-0-0 | | 0-0-3 | | 1-0-0 | | |
| 1-0-0 | 0-0-0 | 0-0-0 | | NEUTRAL | 0-0-0 | | 0-0-0 | | 1-0-0 | | |
| 5-5-0 | 0-0-0 | 1-0-0 | | CONFERENCE | 0-1-0 | | 1-1-0 | | 3-3-0 | | |
| 3-2-0 | 0-0-0 | 0-0-0 | | HOME | 0-0-0 | | 0-1-0 | | 3-1-0 | | |
| 2-3-0 | 0-0-0 | 1-0-0 | | AWAY | 0-1-0 | | 1-0-0 | | 0-2-0 | | |
| 0-0-0 | 0-0-0 | 0-0-0 | | NEUTRAL | 0-0-0 | | 0-0-0 | | 0-0-0 | | |
| <hr/> | | | | | | | | | | | |
| RPI S | Opponent | Score | | RPI S | Opponent | Score | | RPI S | Opponent | Score | |
| 18 A | Pepperdine | 0 | 2 | 44 A | Utah | 1 | 2 | 94 A | Colorado Col. | 1 | 3 |
| | | | | 45 A | San Diego St. | 2 | 0 | | | | |
| | | | | | | | | 102 A | Utah Valley | 1 | 1 |
| | | | | | | | | 123 H | Wyoming | 0 | 1 |
| | | | | | | | | 125 A | Portland St. | 1 | 1 |
| | | | | | | | | 133 A | UC Irvine | 1 | 1 |
| | | | | | | | | 137 A | UNLV | 2 | 0 |
| | | | | | | | | 140 H | Gonzaga | 0 | 2 |
| | | | | | | | | 187 A | New Mexico | 0 | 1 |
| | | | | | | | | 209 H | Idaho St. | 4 | 1 |
| | | | | | | | | 218 H | San Jose St. | 0 | 1 |
| | | | | | | | | 223 A | Air Force | 0 | 2 |
| | | | | | | | | 228 N | Drake | 3 | 0 |
| | | | | | | | | 260 H | Nevada | 2 | 0 |
| | | | | | | | | 263 A | Idaho | 2 | 0 |
| | | | | | | | | 272 H | Colorado St. | 4 | 1 |
| | | | | | | | | 279 H | Fresno St. | 2 | 1 |
| | | | | LAST 10 GAMES | | | | | | | |
| | | | | 137 A | UNLV | 2 | 0 | 279 H | Fresno St. | 2 | 1 |
| | | | | 260 H | Nevada | 2 | 0 | 123 H | Wyoming | 0 | 1 |
| | | | | 45 A | San Diego St. | 2 | 0 | 272 H | Colorado St. | 4 | 1 |
| | | | | 187 A | New Mexico | 0 | 1 | 94 A | Colorado Col. | 1 | 3 |
| | | | | 218 H | San Jose St. | 0 | 1 | 223 A | Air Force | 0 | 2 |

Non-Div. I Games:

Boise St.

| Average RPI Win: | 209 | WON-LOST RECORD | WINNING PCT. RANK | LAST 10 GAMES | STRENGTH OF SCHEDULE | OPP. STRENGTH OF SCHEDULE | TEAM RPI | ADJ RPI | CONF. RPI | ADJ CONF. RPI | | |
|------------------|----------|-----------------|-------------------|-----------------|----------------------|---------------------------|---------------|-------------|-----------|-----------------|-------|----|
| DIV. I ONLY | | 10-8-0 | .55556 | 127 | 5-5-0 | 202 | 179 | 173 | .50014 | 173 | 13 | 13 |
| DIV. I NON-CONF. | | 6-4-0 | .6 | 115 | 1-1-0 | 220 | 205 | 163 | .50186 | 164 | 14 | 14 |
| <hr/> | | | | | | | | | | | | |
| TOTALS | RPI 1-25 | RPI 26-50 | | W-L RECORDS | | RPI 51-100 | | RPI 101-150 | | RPI 150+ | | |
| 10-8-0 | 0-0-0 | 0-1-0 | | OVERALL | | 0-2-0 | | 3-0-0 | | 7-5-0 | | |
| 6-3-0 | 0-0-0 | 0-0-0 | | HOME | | 0-1-0 | | 1-0-0 | | 5-2-0 | | |
| 4-5-0 | 0-0-0 | 0-1-0 | | AWAY | | 0-1-0 | | 2-0-0 | | 2-3-0 | | |
| 0-0-0 | 0-0-0 | 0-0-0 | | NEUTRAL | | 0-0-0 | | 0-0-0 | | 0-0-0 | | |
| <hr/> | | | | | | | | | | | | |
| 6-4-0 | 0-0-0 | 0-1-0 | | NON-CONFERENCE | | 0-1-0 | | 1-0-0 | | 5-2-0 | | |
| 3-2-0 | 0-0-0 | 0-0-0 | | HOME | | 0-1-0 | | 0-0-0 | | 3-1-0 | | |
| 3-2-0 | 0-0-0 | 0-0- | | AWAY | | 0-0-0 | | 1-0-0 | | 2-1-0 | | |
| 0-0-0 | 0-0-0 | 0-0-0 | | NEUTRAL | | 0-0-0 | | 0-0-0 | | 0-0-0 | | |
| <hr/> | | | | | | | | | | | | |
| 4-4-0 | 0-0-0 | 0-0-0 | | CONFERENCE | | 0-1-0 | | 2-0-0 | | 2-3-0 | | |
| 3-1-0 | 0-0-0 | 0-0-0 | | HOME | | 0-0-0 | | 1-0-0 | | 2-1-0 | | |
| 1-3-0 | 0-0-0 | 0-0-0 | | AWAY | | 0-1-0 | | 1-0-0 | | 0-2-0 | | |
| 0-0-0 | 0-0-0 | 0-0-0 | | NEUTRAL | | 0-0-0 | | 0-0-0 | | 0-0-0 | | |
| <hr/> | | | | | | | | | | | | |
| RPI S | Opponent | Score | RPI S | Opponent | Score | RPI S | Opponent | Score | RPI S | Opponent | Score | |
| | | | 48 A | Hofstra | 0 5 | 64 A | Rhode Island | 0 1 | 105 H | Dayton | 3 1 | |
| | | | | | | 98 H | Temple | 0 1 | 132 A | Richmond | 2 1 | |
| | | | | | | | | | 143 A | UMBC | 1 0 | |
| | | | | | | | | | 157 A | Loyola Maryland | 1 0 | |
| | | | | | | | | | 158 H | Columbia | 0 1 | |
| | | | | | | | | | 168 A | Massachusetts | 1 2 | |
| | | | | | | | | | 191 A | St. Mary's (CA) | 0 4 | |
| | | | | | | | | | 194 H | Lehigh | 1 0 | |
| | | | | | | | | | 213 H | Saint Louis | 2 3 | |
| | | | | | | | | | 217 H | Duquesne | 1 0 | |
| | | | | | | | | | 220 A | Fordham | 0 1 | |
| | | | | | | | | | 231 H | St. Bonaventure | 2 0 | |
| | | | | | | | | | 297 A | Pacific | 4 1 | |
| | | | | | | | | | 305 H | LIU Brooklyn | 1 0 | |
| | | | | | | | | | 311 H | Quinnipiac | 2 0 | |
| <hr/> | | | | | | | | | | | | |
| LAST 10 GAMES | | | | | | | | | | | | |
| | | | 220 A | Fordham | 0 1 | 168 A | Massachusetts | 1 2 | | | | |
| | | | 217 H | Duquesne | 1 0 | 64 A | Rhode Island | 0 1 | | | | |
| | | | 231 H | St. Bonaventure | 2 0 | 132 A | Richmond | 2 1 | | | | |
| | | | 213 H | Saint Louis | 2 3 | 158 H | Columbia | 0 1 | | | | |
| | | | 105 H | Dayton | 3 1 | 311 H | Quinnipiac | 2 0 | | | | |

Non-Div. I Games:

Saint Joseph's

| | | | | | | | | | | | |
|------------------|----------|--------------------|----------------------|------------------|-------------------------|------------------------------|-------------|------------|--------------|------------------|-------|
| Average RPI Win: | 198 | WON-LOST RECORD | WINNING PCT. RANK | LAST 10 GAMES | STRENGTH OF SCHEDULE | OPP. STRENGTH OF SCHEDULE | TEAM RPI | ADJ RPI | CONF. RPI | ADJ CONF. RPI | |
| DIV. I ONLY | 6-10-1 | .38235 | 242 | 4-6-0 | 62 | 190 | 174 | .49907 | 174 | 19 | 19 |
| DIV. I NON-CONF. | 3-6-1 | .35 | 248 | 1-2-0 | 19 | 140 | 121 | .52783 | 116 | 19 | 19 |
| <hr/> | | | | | | | | | | | |
| TOTALS | RPI 1-25 | RPI 26-50 | | W-L RECORDS | RPI 51-100 | | RPI 101-150 | | RPI 150+ | | |
| 6-10-1 | 0-0-0 | 0-4-0 | | OVERALL | 2-2-0 | | 1-1-0 | | 3-3-1 | | |
| 2-4-1 | 0-0-0 | 0-2-0 | | HOME | 0-1-0 | | 0-1-0 | | 2-0-1 | | |
| 2-5-0 | 0-0-0 | 0-1-0 | | AWAY | 1-1-0 | | 1-0-0 | | 0-3-0 | | |
| 2-1-0 | 0-0-0 | 0-1-0 | | NEUTRAL | 1-0-0 | | 0-0-0 | | 1-0-0 | | |
| <hr/> | | | | | | | | | | | |
| 3-6-1 | 0-0-0 | 0-3-0 | | NON-CONFERENCE | 2-2-0 | | 0-1-0 | | 1-0-1 | | |
| 0-3-1 | 0-0-0 | 0-1-0 | | HOME | 0-1-0 | | 0-1-0 | | 0-0-1 | | |
| 1-2-0 | 0-0-0 | 0-0- | | AWAY | 1-1-0 | | 0-0-0 | | 0-0-0 | | |
| 2-1-0 | 0-0-0 | 0-1-0 | | NEUTRAL | 1-0-0 | | 0-0-0 | | 1-0-0 | | |
| <hr/> | | | | | | | | | | | |
| 3-4-0 | 0-0-0 | 0-1-0 | | CONFERENCE | 0-0-0 | | 1-0-0 | | 2-3-0 | | |
| 2-1-0 | 0-0-0 | 0-1-0 | | HOME | 0-0-0 | | 0-0-0 | | 2-0-0 | | |
| 1-3-0 | 0-0-0 | 0-0-0 | | AWAY | 0-0-0 | | 1-0-0 | | 0-3-0 | | |
| 0-0-0 | 0-0-0 | 0-0-0 | | NEUTRAL | 0-0-0 | | 0-0-0 | | 0-0-0 | | |
| <hr/> | | | | | | | | | | | |
| RPI S | Opponent | Score | RPI S | Opponent | Score | RPI S | Opponent | Score | RPI S | Opponent | Score |
| | | | 28 N | South Fla. | 0 1 | 81 N | South Ala. | 2 1 | 110 H | UT Martin | 0 1 |
| | | | 37 H | FGCU | 1 2 | 88 A | Samford | 4 2 | 141 A | Jacksonville | 1 0 |
| | | | 43 H | Memphis | 0 4 | 92 A | Troy | 0 1 | 164 A | Lipscomb | 0 3 |
| | | | 49 A | Alabama | 1 5 | 95 H | Furman | 0 3 | 193 H | Georgia St. | 1 1 |
| | | | | | | | | | 266 A | Northern Ky. | 0 1 |
| | | | | | | | | | 269 A | North Florida | 0 1 |
| | | | | | | | | | 278 N | Austin Peay | 1 0 |
| | | | | | | | | | 280 H | Stetson | 2 1 |
| | | | | | | | | | 319 H | USC Upstate | 1 0 |
| <hr/> | | | | | | | | | | | |
| | | | LAST 10 GAMES | | | | | | | | |
| | | | 319 H | USC Upstate | 1 0 | 280 H | Stetson | 2 1 | | | |
| | | | 266 A | Northern Ky. | 0 1 | 164 A | Lipscomb | 0 3 | | | |
| | | | 269 A | North Florida | 0 1 | 88 A | Samford | 4 2 | | | |
| | | | 141 A | Jacksonville | 1 0 | 110 H | UT Martin | 0 1 | | | |
| | | | 37 H | FGCU | 1 2 | 43 H | Memphis | 0 4 | | | |

Non-Div. I Games:

Kennesaw St.

| | | | | | | | | | | | | | | | | | | | | | | | |
|------------------|---|------------|-----------------|-----------|-------------------|----------------|---------------|--------------------|----------------------|-------------|---------------------------|----------|----------|-------------------|------------|-------|-----------|-----|---------------|--------------------|--|---|---|
| Average RPI Win: | | 269 | WON-LOST RECORD | | WINNING PCT. RANK | | LAST 10 GAMES | | STRENGTH OF SCHEDULE | | OPP. STRENGTH OF SCHEDULE | | TEAM RPI | | ADJ RPI | | CONF. RPI | | ADJ CONF. RPI | | | | |
| DIV. I ONLY | | | 8-8-0 | | .5 157 | | 7-3-0 | | 151 | | 208 | | 175 | | .49705 175 | | 24 | | 24 | | | | |
| DIV. I NON-CONF. | | | 1-6-0 | | .14286 309 | | 0-1-0 | | 48 | | 128 | | 236 | | .45252 236 | | 24 | | 24 | | | | |
| TOTALS | | RPI 1-25 | | RPI 26-50 | | W-L RECORDS | | RPI 51-100 | | RPI 101-150 | | RPI 150+ | | | | | | | | | | | |
| 8-8-0 | | 0-1-0 | | 0-1-0 | | OVERALL | | 0-2-0 | | 0-1-0 | | 8-3-0 | | | | | | | | | | | |
| 4-5-0 | | 0-0-0 | | 0-1-0 | | HOME | | 0-0-0 | | 0-1-0 | | 4-3-0 | | | | | | | | | | | |
| 4-2-0 | | 0-1-0 | | 0-0-0 | | AWAY | | 0-1-0 | | 0-0-0 | | 4-0-0 | | | | | | | | | | | |
| 0-1-0 | | 0-0-0 | | 0-0-0 | | NEUTRAL | | 0-1-0 | | 0-0-0 | | 0-0-0 | | | | | | | | | | | |
| 1-6-0 | | 0-1-0 | | 0-1-0 | | NON-CONFERENCE | | 0-1-0 | | 0-1-0 | | 1-2-0 | | | | | | | | | | | |
| 1-4-0 | | 0-0-0 | | 0-1-0 | | HOME | | 0-0-0 | | 0-1-0 | | 1-2-0 | | | | | | | | | | | |
| 0-1-0 | | 0-1-0 | | 0-0- | | AWAY | | 0-0-0 | | 0-0-0 | | 0-0-0 | | | | | | | | | | | |
| 0-1-0 | | 0-0-0 | | 0-0-0 | | NEUTRAL | | 0-1-0 | | 0-0-0 | | 0-0-0 | | | | | | | | | | | |
| 7-2-0 | | 0-0-0 | | 0-0-0 | | CONFERENCE | | 0-1-0 | | 0-0-0 | | 7-1-0 | | | | | | | | | | | |
| 3-1-0 | | 0-0-0 | | 0-0-0 | | HOME | | 0-0-0 | | 0-0-0 | | 3-1-0 | | | | | | | | | | | |
| 4-1-0 | | 0-0-0 | | 0-0-0 | | AWAY | | 0-1-0 | | 0-0-0 | | 4-0-0 | | | | | | | | | | | |
| 0-0-0 | | 0-0-0 | | 0-0-0 | | NEUTRAL | | 0-0-0 | | 0-0-0 | | 0-0-0 | | | | | | | | | | | |
| RPI | S | Opponent | | Score | | RPI | S | Opponent | | Score | | RPI | S | Opponent | | Score | | | | | | | |
| 10 | A | Texas Tech | | 1 | 3 | 46 | H | TCU | | 1 | 3 | 55 | N | Illinois St. | | 0 | 4 | 136 | H | Utah St. | | 0 | 3 |
| | | | | | | | | | | | | 71 | A | Stephen F. Austin | | 1 | 2 | 167 | H | La.-Lafayette | | 0 | 1 |
| | | | | | | | | | | | | | | | | | | 186 | A | Southeastern La. | | 1 | 0 |
| | | | | | | | | | | | | | | | | | | 199 | H | UTSA | | 1 | 2 |
| | | | | | | | | | | | | | | | | | | 208 | H | Abilene Christian | | 2 | 3 |
| | | | | | | | | | | | | | | | | | | 258 | A | Lamar | | 2 | 0 |
| | | | | | | | | | | | | | | | | | | 264 | A | Central Ark. | | 1 | 0 |
| | | | | | | | | | | | | | | | | | | 267 | H | McNeese St. | | 4 | 2 |
| | | | | | | | | | | | | | | | | | | 271 | A | A&M-Corpus Christi | | 2 | 1 |
| | | | | | | | | | | | | | | | | | | 288 | H | Northwestern St. | | 4 | 1 |
| | | | | | | | | | | | | | | | | | | 302 | H | Prairie View | | 2 | 1 |
| | | | | | | | | | | | | | | | | | | 313 | H | Incarnate Word | | 4 | 1 |
| LAST 10 GAMES | | | | | | | | | | | | | | | | | | | | | | | |
| | | | | | | 186 | A | Southeastern La. | | 1 | 0 | 288 | H | Northwestern St. | | 4 | 1 | | | | | | |
| | | | | | | 271 | A | A&M-Corpus Christi | | 2 | 1 | 267 | H | McNeese St. | | 4 | 2 | | | | | | |
| | | | | | | 264 | A | Central Ark. | | 1 | 0 | 313 | H | Incarnate Word | | 4 | 1 | | | | | | |
| | | | | | | 258 | A | Lamar | | 2 | 0 | 208 | H | Abilene Christian | | 2 | 3 | | | | | | |
| | | | | | | 71 | A | Stephen F. Austin | | 1 | 2 | 46 | H | TCU | | 1 | 3 | | | | | | |

Non-Div. I Games:

Sam Houston St.

| Average RPI Win: 263 | | WON-LOST RECORD | | WINNING PCT. RANK | | LAST 10 GAMES | | STRENGTH OF SCHEDULE | | OPP. STRENGTH OF SCHEDULE | | TEAM RPI | | ADJ RPI | | CONF. RPI | | ADJ CONF. RPI | |
|----------------------|---|-----------------|--|-------------------|-----|----------------|-----------------|----------------------|-------|---------------------------|---|-----------------|-----|------------|------------------|-----------|-----|---------------|--|
| DIV. I ONLY | | 9-6-2 | | .58824 107 | | 2-6-2 | | 246 | | 200 | | 176 | | .49658 176 | | 8 | | 8 | |
| DIV. I NON-CONF. | | 8-1-0 | | .88889 14 | | 1-1-0 | | 315 | | 312 | | 137 | | .51624 138 | | 9 | | 9 | |
| TOTALS | | RPI 1-25 | | RPI 26-50 | | W-L RECORDS | | RPI 51-100 | | RPI 101-150 | | RPI 150+ | | | | | | | |
| 9-6-2 | | 0-1-0 | | 0-1-0 | | OVERALL | | 1-2-0 | | 0-2-0 | | 8-0-2 | | | | | | | |
| 5-4-1 | | 0-0-0 | | 0-1-0 | | HOME | | 1-1-0 | | 0-2-0 | | 4-0-1 | | | | | | | |
| 4-2-1 | | 0-1-0 | | 0-0-0 | | AWAY | | 0-1-0 | | 0-0-0 | | 4-0-1 | | | | | | | |
| 0-0-0 | | 0-0-0 | | 0-0-0 | | NEUTRAL | | 0-0-0 | | 0-0-0 | | 0-0-0 | | | | | | | |
| 8-1-0 | | 0-0-0 | | 0-0-0 | | NON-CONFERENCE | | 0-0-0 | | 0-1-0 | | 8-0-0 | | | | | | | |
| 4-1-0 | | 0-0-0 | | 0-0-0 | | HOME | | 0-0-0 | | 0-1-0 | | 4-0-0 | | | | | | | |
| 4-0-0 | | 0-0-0 | | 0-0- | | AWAY | | 0-0-0 | | 0-0-0 | | 4-0-0 | | | | | | | |
| 0-0-0 | | 0-0-0 | | 0-0-0 | | NEUTRAL | | 0-0-0 | | 0-0-0 | | 0-0-0 | | | | | | | |
| 1-5-2 | | 0-1-0 | | 0-1-0 | | CONFERENCE | | 1-2-0 | | 0-1-0 | | 0-0-2 | | | | | | | |
| 1-3-1 | | 0-0-0 | | 0-1-0 | | HOME | | 1-1-0 | | 0-1-0 | | 0-0-1 | | | | | | | |
| 0-2-1 | | 0-1-0 | | 0-0-0 | | AWAY | | 0-1-0 | | 0-0-0 | | 0-0-1 | | | | | | | |
| 0-0-0 | | 0-0-0 | | 0-0-0 | | NEUTRAL | | 0-0-0 | | 0-0-0 | | 0-0-0 | | | | | | | |
| RPI | S | Opponent | | Score | RPI | S | Opponent | | Score | RPI | S | Opponent | | Score | | | | | |
| 24 | A | DePaul | | 0 2 | 41 | H | Georgetown | | 0 1 | 80 | H | Providence | | 2 1 | | | | | |
| | | | | | | | | | | 85 | A | Marquette | | 2 7 | | | | | |
| | | | | | | | | | | 89 | H | St. John's (NY) | | 0 1 | | | | | |
| | | | | | | | | | | | | | 139 | H | UMKC | | 0 2 | | |
| | | | | | | | | | | | | | 144 | H | Villanova | | 0 2 | | |
| | | | | | | | | | | | | | 177 | A | Butler | | 1 1 | | |
| | | | | | | | | | | | | | 227 | H | Seton Hall | | 1 1 | | |
| | | | | | | | | | | | | | 228 | H | Drake | | 4 3 | | |
| | | | | | | | | | | | | | 247 | A | South Dakota St. | | 3 2 | | |
| | | | | | | | | | | | | | 261 | A | South Dakota | | 3 1 | | |
| | | | | | | | | | | | | | 301 | A | Omaha | | 2 1 | | |
| | | | | | | | | | | | | | 304 | H | Western Ill. | | 4 0 | | |
| | | | | | | | | | | | | | 309 | H | New Mexico St. | | 6 0 | | |
| | | | | | | | | | | | | | 313 | H | Incarnate Word | | 2 0 | | |
| | | | | | | | | | | | | | 323 | A | North Dakota | | 3 0 | | |
| LAST 10 GAMES | | | | | | | | | | | | | | | | | | | |
| 177 | A | Butler | | 1 1 | 80 | H | Providence | | 2 1 | | | | | | | | | | |
| 41 | H | Georgetown | | 0 1 | 89 | H | St. John's (NY) | | 0 1 | | | | | | | | | | |
| 144 | H | Villanova | | 0 2 | 85 | A | Marquette | | 2 7 | | | | | | | | | | |
| 24 | A | DePaul | | 0 2 | 301 | A | Omaha | | 2 1 | | | | | | | | | | |
| 227 | H | Seton Hall | | 1 1 | 139 | H | UMKC | | 0 2 | | | | | | | | | | |

Non-Div. I Games:

Creighton

| Average RPI Win: 268 | | WON-LOST | WINNING | LAST 10 | STRENGTH OF | | OPP. STRENGTH | TEAM | ADJ | | CONF. | ADJ CONF. | | |
|----------------------|---|----------|-----------|-----------|-------------|----------------|---------------|------------|-------|-------------|-------|-----------------|---|-------|
| Average RPI Loss: 89 | | RECORD | PCT. RANK | GAMES | SCHEDULE | | OF SCHEDULE | RPI | RPI | RPI | RPI | | | |
| DIV. I ONLY | | 8-8-2 | .5 | 157 | 4-4-2 | | 170 | 164 | 179 | .49585 | 177 | 8 | 8 | |
| DIV. I NON-CONF. | | 6-4-0 | .6 | 115 | 2-0-0 | | 215 | 255 | 169 | .50008 | 169 | 9 | 9 | |
| TOTALS | | RPI 1-25 | | RPI 26-50 | | W-L RECORDS | | RPI 51-100 | | RPI 101-150 | | RPI 150+ | | |
| 8-8-2 | | 0-0-1 | | 0-1-0 | | OVERALL | | 0-4-0 | | 0-3-0 | | 8-0-1 | | |
| 5-1-2 | | 0-0-1 | | 0-0-0 | | HOME | | 0-0-0 | | 0-1-0 | | 5-0-1 | | |
| 2-6-0 | | 0-0-0 | | 0-1-0 | | AWAY | | 0-3-0 | | 0-2-0 | | 2-0-0 | | |
| 1-1-0 | | 0-0-0 | | 0-0-0 | | NEUTRAL | | 0-1-0 | | 0-0-0 | | 1-0-0 | | |
| 6-4-0 | | 0-0-0 | | 0-0-0 | | NON-CONFERENCE | | 0-2-0 | | 0-2-0 | | 6-0-0 | | |
| 4-0-0 | | 0-0-0 | | 0-0-0 | | HOME | | 0-0-0 | | 0-0-0 | | 4-0-0 | | |
| 1-3-0 | | 0-0-0 | | 0-0- | | AWAY | | 0-1-0 | | 0-2-0 | | 1-0-0 | | |
| 1-1-0 | | 0-0-0 | | 0-0-0 | | NEUTRAL | | 0-1-0 | | 0-0-0 | | 1-0-0 | | |
| 2-4-2 | | 0-0-1 | | 0-1-0 | | CONFERENCE | | 0-2-0 | | 0-1-0 | | 2-0-1 | | |
| 1-1-2 | | 0-0-1 | | 0-0-0 | | HOME | | 0-0-0 | | 0-1-0 | | 1-0-1 | | |
| 1-3-0 | | 0-0-0 | | 0-1-0 | | AWAY | | 0-2-0 | | 0-0-0 | | 1-0-0 | | |
| 0-0-0 | | 0-0-0 | | 0-0-0 | | NEUTRAL | | 0-0-0 | | 0-0-0 | | 0-0-0 | | |
| RPI | S | Opponent | | Score | RPI | S | Opponent | | Score | RPI | S | Opponent | | Score |
| 24 | H | DePaul | | 2 2 | 41 | A | Georgetown | | 2 4 | 59 | N | Miami (OH) | | 0 1 |
| | | | | | | | | | | 68 | A | Iowa | | 2 3 |
| | | | | | | | | | | 80 | A | Providence | | 2 3 |
| | | | | | | | | | | 89 | A | St. John's (NY) | | 1 2 |
| | | | | | | | | | | | | | | |
| | | | | | | | | | | | | | | |
| | | | | | | | | | | | | | | |
| | | | | | | | | | | | | | | |
| | | | | | | | | | | | | | | |
| | | | | | | | | | | | | | | |
| | | | | | | | | | | | | | | |
| | | | | | | | | | | | | | | |
| | | | | | | | | | | | | | | |
| | | | | | | | | | | | | | | |
| | | | | | | | | | | | | | | |
| | | | | | | | | | | | | | | |
| | | | | | | | | | | | | | | |
| | | | | | | | | | | | | | | |
| | | | | | | | | | | | | | | |
| | | | | | | | | | | | | | | |
| | | | | | | | | | | | | | | |
| | | | | | | | | | | | | | | |
| | | | | | | | | | | | | | | |
| | | | | | | | | | | | | | | |
| | | | | | | | | | | | | | | |
| | | | | | | | | | | | | | | |
| | | | | | | | | | | | | | | |
| | | | | | | | | | | | | | | |
| | | | | | | | | | | | | | | |
| | | | | | | | | | | | | | | |
| | | | | | | | | | | | | | | |
| | | | | | | | | | | | | | | |
| | | | | | | | | | | | | | | |
| | | | | | | | | | | | | | | |
| | | | | | | | | | | | | | | |
| | | | | | | | | | | | | | | |
| | | | | | | | | | | | | | | |
| | | | | | | | | | | | | | | |
| | | | | | | | | | | | | | | |
| | | | | | | | | | | | | | | |
| | | | | | | | | | | | | | | |
| | | | | | | | | | | | | | | |
| | | | | | | | | | | | | | | |
| | | | | | | | | | | | | | | |
| | | | | | | | | | | | | | | |
| | | | | | | | | | | | | | | |
| | | | | | | | | | | | | | | |
| | | | | | | | | | | | | | | |
| | | | | | | | | | | | | | | |
| | | | | | | | | | | | | | | |
| | | | | | | | | | | | | | | |
| | | | | | | | | | | | | | | |
| | | | | | | | | | | | | | | |
| | | | | | | | | | | | | | | |
| | | | | | | | | | | | | | | |
| | | | | | | | | | | | | | | |
| | | | | | | | | | | | | | | |
| | | | | | | | | | | | | | | |
| | | | | | | | | | | | | | | |
| | | | | | | | | | | | | | | |
| | | | | | | | | | | | | | | |
| | | | | | | | | </ | | | | | | |

Non-Div. I Games:

Butler

| Average RPI Win: 205 | | WON-LOST | WINNING | LAST 10 | STRENGTH OF | | OPP. STRENGTH | TEAM | ADJ | | CONF. | ADJ CONF. |
|----------------------|----------------|----------------|-----------|----------|----------------|-------|--------------------|-------|-------------|--------------------|----------|-----------|
| Average RPI Loss: 54 | | RECORD | PCT. RANK | GAMES | SCHEDULE | | OF SCHEDULE | RPI | RPI | | RPI | RPI |
| DIV. I ONLY | | 6-11-0 | .35294 | 255 | 2-8-0 | | 97 | 43 | 180 | | .49573 | 178 |
| DIV. I NON-CONF. | | 4-4-0 | .5 | 153 | 0-1-0 | | 181 | 65 | 156 | | .50385 | 157 |
| TOTALS | | RPI 1-25 | RPI 26-50 | | W-L RECORDS | | RPI 51-100 | | RPI 101-150 | | RPI 150+ | |
| 6-11-0 | | 0-5-0 | 0-1-0 | | OVERALL | | 0-3-0 | | 2-1-0 | | 4-1-0 | |
| 2-8-0 | | 0-3-0 | 0-1-0 | | HOME | | 0-2-0 | | 0-1-0 | | 2-1-0 | |
| 4-3-0 | | 0-2-0 | 0-0-0 | | AWAY | | 0-1-0 | | 2-0-0 | | 2-0-0 | |
| 0-0-0 | | 0-0-0 | 0-0-0 | | NEUTRAL | | 0-0-0 | | 0-0-0 | | 0-0-0 | |
| 4-4-0 | | 0-2-0 | 0-0-0 | | NON-CONFERENCE | | 0-1-0 | | 1-0-0 | | 3-1-0 | |
| 2-3-0 | | 0-1-0 | 0-0-0 | | HOME | | 0-1-0 | | 0-0-0 | | 2-1-0 | |
| 2-1-0 | | 0-1-0 | 0-0- | | AWAY | | 0-0-0 | | 1-0-0 | | 1-0-0 | |
| 0-0-0 | | 0-0-0 | 0-0-0 | | NEUTRAL | | 0-0-0 | | 0-0-0 | | 0-0-0 | |
| 2-7-0 | | 0-3-0 | 0-1-0 | | CONFERENCE | | 0-2-0 | | 1-1-0 | | 1-0-0 | |
| 0-5-0 | | 0-2-0 | 0-1-0 | | HOME | | 0-1-0 | | 0-1-0 | | 0-0-0 | |
| 2-2-0 | | 0-1-0 | 0-0-0 | | AWAY | | 0-1-0 | | 1-0-0 | | 1-0-0 | |
| 0-0-0 | | 0-0-0 | 0-0-0 | | NEUTRAL | | 0-0-0 | | 0-0-0 | | 0-0-0 | |
| RPI S | Opponent | Score | RPI S | Opponent | Score | RPI S | Opponent | Score | RPI S | Opponent | Score | |
| 5 A | North Carolina | 1 2 | 26 H | Clemson | 1 2 | 53 A | Boston College | 1 3 | 101 H | Louisville | 0 1 | |
| 7 H | Florida St. | 0 3 | | | | 57 H | Duke | 0 3 | 121 A | Syracuse | 1 0 | |
| 13 H | Washington | 0 1 | | | | 74 H | VCU | 0 1 | 144 A | Villanova | 2 1 | |
| 15 H | Notre Dame | 0 2 | | | | | | | 189 A | Toledo | 1 0 | |
| 21 A | La Salle | 0 1 | | | | | | | 217 H | Duquesne | 0 1 | |
| | | | | | | | | | 239 A | North Carolina St. | 3 0 | |
| | | | | | | | | | 245 H | Akron | 3 0 | |
| | | | | | | | | | 291 H | Robert Morris | 3 1 | |
| LAST 10 GAMES | | | | | | | | | | | | |
| | 26 H | Clemson | 1 | 2 | | 239 A | North Carolina St. | 3 | 0 | | | |
| | 101 H | Louisville | 0 | 1 | | 121 A | Syracuse | 1 | 0 | | | |
| | 7 H | Florida St. | 0 | 3 | | 53 A | Boston College | 1 | 3 | | | |
| | 5 A | North Carolina | 1 | 2 | | 57 H | Duke | 0 | 3 | | | |
| | 15 H | Notre Dame | 0 | 2 | | 74 H | VCU | 0 | 1 | | | |

Non-Div. I Games:

Pittsburgh

| Average RPI Win: 189 | | WON-LOST | WINNING | LAST 10 | STRENGTH OF | | OPP. STRENGTH | TEAM | ADJ | CONF. | ADJ CONF. |
|-----------------------|----------|----------|-----------|---------------|----------------|-------|--------------------|-------|-------------|--------------------|-----------|
| Average RPI Loss: 132 | | RECORD | PCT. RANK | GAMES | SCHEDULE | | OF SCHEDULE | RPI | RPI | RPI | RPI |
| DIV. I ONLY | | 7-9-2 | .44444 | 203 | 3-5-2 | | 116 | 149 | 181 | .49544 | 179 |
| DIV. I NON-CONF. | | 4-5-0 | .44444 | 196 | 0-1-0 | | 135 | 223 | 189 | .48967 | 188 |
| TOTALS | | RPI 1-25 | RPI 26-50 | | W-L RECORDS | | RPI 51-100 | | RPI 101-150 | | RPI 150+ |
| 7-9-2 | | 0-0-0 | 0-1-0 | | OVERALL | | 2-2-1 | | 1-3-1 | | 4-3-0 |
| 5-3-0 | | 0-0-0 | 0-0-0 | | HOME | | 2-1-0 | | 1-1-0 | | 2-1-0 |
| 1-5-2 | | 0-0-0 | 0-1-0 | | AWAY | | 0-1-1 | | 0-1-1 | | 1-2-0 |
| 1-1-0 | | 0-0-0 | 0-0-0 | | NEUTRAL | | 0-0-0 | | 0-1-0 | | 1-0-0 |
| 4-5-0 | | 0-0-0 | 0-0-0 | | NON-CONFERENCE | | 1-1-0 | | 1-2-0 | | 2-2-0 |
| 2-2-0 | | 0-0-0 | 0-0-0 | | HOME | | 1-1-0 | | 1-0-0 | | 0-1-0 |
| 1-2-0 | | 0-0-0 | 0-0- | | AWAY | | 0-0-0 | | 0-1-0 | | 1-1-0 |
| 1-1-0 | | 0-0-0 | 0-0-0 | | NEUTRAL | | 0-0-0 | | 0-1-0 | | 1-0-0 |
| 3-4-2 | | 0-0-0 | 0-1-0 | | CONFERENCE | | 1-1-1 | | 0-1-1 | | 2-1-0 |
| 3-1-0 | | 0-0-0 | 0-0-0 | | HOME | | 1-0-0 | | 0-1-0 | | 2-0-0 |
| 0-3-2 | | 0-0-0 | 0-1-0 | | AWAY | | 0-1-1 | | 0-0-1 | | 0-1-0 |
| 0-0-0 | | 0-0-0 | 0-0-0 | | NEUTRAL | | 0-0-0 | | 0-0-0 | | 0-0-0 |
| RPI S | Opponent | Score | RPI S | Opponent | Score | RPI S | Opponent | Score | RPI S | Opponent | Score |
| | | | 48 A | Hofstra | 2 4 | 62 A | Northeastern | 2 2 | 103 A | Drexel | 0 0 |
| | | | | | | 79 H | James Madison | 1 0 | 109 N | Ball St. | 0 1 |
| | | | | | | 89 H | St. John's (NY) | 1 2 | 113 H | Monmouth | 3 2 |
| | | | | | | 91 A | William & Mary | 1 3 | 128 A | Army | 1 2 |
| | | | | | | 98 H | Temple | 2 0 | 147 H | Towson | 0 1 |
| | | | | | | | | | 166 H | Penn | 0 1 |
| | | | | | | | | | 184 H | UNCW | 4 1 |
| | | | | | | | | | 188 A | Brown | 1 2 |
| | | | | | | | | | 219 A | Elon | 0 2 |
| | | | | | | | | | 254 H | Col. of Charleston | 4 1 |
| | | | | | | | | | 292 A | Saint Francis (PA) | 1 0 |
| | | | | | | | | | 300 N | Marist | 1 0 |
| LAST 10 GAMES | | | | | | | | | | | |
| | | | 48 A | Hofstra | 2 4 | 91 A | William & Mary | 1 3 | | | |
| | | | 62 A | Northeastern | 2 2 | 103 A | Drexel | 0 0 | | | |
| | | | 79 H | James Madison | 1 0 | 254 H | Col. of Charleston | 4 1 | | | |
| | | | 147 H | Towson | 0 1 | 184 H | UNCW | 4 1 | | | |
| | | | 219 A | Elon | 0 2 | 166 H | Penn | 0 1 | | | |

Non-Div. I Games:

Delaware

| Average RPI Win: | | 182 | WON-LOST RECORD | | WINNING PCT. RANK | LAST 10 GAMES | | STRENGTH OF SCHEDULE | | OPP. STRENGTH OF SCHEDULE | TEAM RPI | ADJ RPI | CONF. RPI | ADJ CONF. RPI | | | | | |
|---------------------|---|------------|-----------------|-----------|-------------------|----------------|-------|------------------------|-----|---------------------------|----------|----------|-----------|------------------------|----|-------|---|--|--|
| Average RPI Loss: | | 83 | | | | | | | | | | | | | | | | | |
| DIV. I ONLY | | | 6-7-4 | | .47059 | 185 | 4-2-2 | | 194 | | 66 | 183 | .49534 | 180 | 14 | 14 | | | |
| DIV. I NON-CONF. | | | 2-7-2 | | .27273 | 277 | 0-2-0 | | 179 | | 30 | 237 | .45327 | 234 | 11 | 11 | | | |
| TOTALS | | RPI 1-25 | | RPI 26-50 | | W-L RECORDS | | RPI 51-100 | | RPI 101-150 | | RPI 150+ | | | | | | | |
| 6-7-4 | | 0-1-0 | | 0-1-1 | | OVERALL | | 0-3-1 | | 2-0-0 | | 4-2-2 | | | | | | | |
| 3-4-2 | | 0-1-0 | | 0-1-1 | | HOME | | 0-1-1 | | 1-0-0 | | 2-1-0 | | | | | | | |
| 3-3-2 | | 0-0-0 | | 0-0-0 | | AWAY | | 0-2-0 | | 1-0-0 | | 2-1-2 | | | | | | | |
| 0-0-0 | | 0-0-0 | | 0-0-0 | | NEUTRAL | | 0-0-0 | | 0-0-0 | | 0-0-0 | | | | | | | |
| 2-7-2 | | 0-1-0 | | 0-1-1 | | NON-CONFERENCE | | 0-3-0 | | 0-0-0 | | 2-2-1 | | | | | | | |
| 1-4-1 | | 0-1-0 | | 0-1-1 | | HOME | | 0-1-0 | | 0-0-0 | | 1-1-0 | | | | | | | |
| 1-3-1 | | 0-0-0 | | 0-0- | | AWAY | | 0-2-0 | | 0-0-0 | | 1-1-1 | | | | | | | |
| 0-0-0 | | 0-0-0 | | 0-0-0 | | NEUTRAL | | 0-0-0 | | 0-0-0 | | 0-0-0 | | | | | | | |
| 4-0-2 | | 0-0-0 | | 0-0-0 | | CONFERENCE | | 0-0-1 | | 2-0-0 | | 2-0-1 | | | | | | | |
| 2-0-1 | | 0-0-0 | | 0-0-0 | | HOME | | 0-0-1 | | 1-0-0 | | 1-0-0 | | | | | | | |
| 2-0-1 | | 0-0-0 | | 0-0-0 | | AWAY | | 0-0-0 | | 1-0-0 | | 1-0-1 | | | | | | | |
| 0-0-0 | | 0-0-0 | | 0-0-0 | | NEUTRAL | | 0-0-0 | | 0-0-0 | | 0-0-0 | | | | | | | |
| RPI | S | Opponent | | Score | | RPI | S | Opponent | | Score | | RPI | S | Opponent | | Score | | | |
| 18 | H | Pepperdine | | 0 | 1 | 31 | H | BYU | | 1 | 1 | 54 | A | San Diego | | 1 | 2 | | |
| | | | | | | 38 | H | Georgia | | 1 | 2 | 63 | A | Oregon | | 1 | 2 | | |
| | | | | | | | | | | | | 72 | H | Michigan St. | | 0 | 1 | | |
| | | | | | | | | | | | | 77 | H | Long Beach St. | | 0 | 0 | | |
| | | | | | | | | | | | | | | 133 H UC Irvine | | 3 | 1 | | |
| | | | | | | | | | | | | | | 146 A CSUN | | 1 | 0 | | |
| | | | | | | | | | | | | | | 151 H UC Riverside | | 1 | 0 | | |
| | | | | | | | | | | | | | | 155 A Loyola Marymount | | 0 | 1 | | |
| | | | | | | | | | | | | | | 171 A Hawaii | | 2 | 1 | | |
| | | | | | | | | | | | | | | 181 H Denver | | 1 | 2 | | |
| | | | | | | | | | | | | | | 209 H Idaho St. | | 4 | 1 | | |
| | | | | | | | | | | | | | | 215 A Oregon St. | | 0 | 0 | | |
| | | | | | | | | | | | | | | 255 A UC Davis | | 1 | 1 | | |
| | | | | | | | | | | | | | | 279 A Fresno St. | | 3 | 0 | | |
| LAST 10 GAMES | | | | | | | | | | | | | | | | | | | |
| 151 H UC Riverside | | | | | | 1 | 0 | 171 A Hawaii | | | | | | 2 | 1 | | | | |
| 133 H UC Irvine | | | | | | 3 | 1 | 54 A San Diego | | | | | | 1 | 2 | | | | |
| 146 A CSUN | | | | | | 1 | 0 | 18 H Pepperdine | | | | | | 0 | 1 | | | | |
| 77 H Long Beach St. | | | | | | 0 | 0 | 209 H Idaho St. | | | | | | 4 | 1 | | | | |
| 255 A UC Davis | | | | | | 1 | 1 | 155 A Loyola Marymount | | | | | | 0 | 1 | | | | |

Non-Div. I Games:

Cal St. Fullerton

| Average RPI Win: 231 | | WON-LOST RECORD | WINNING PCT. RANK | LAST 10 GAMES | STRENGTH OF SCHEDULE | OPP. STRENGTH OF SCHEDULE | TEAM RPI | ADJ RPI | CONF. RPI | ADJ CONF. RPI | | | | | | | |
|-----------------------|---|--------------------|----------------------|------------------|-------------------------|------------------------------|-------------|------------|--------------|------------------|----|----------|---|-------------------|--|-------|--|
| Average RPI Loss: 123 | | | | | | | | | | | | | | | | | |
| DIV. I ONLY | | 9-7-1 | .55882 | 124 | 7-3-0 | 234 | 184 | 182 | .49459 | 181 | 30 | 30 | | | | | |
| DIV. I NON-CONF. | | 4-5-1 | .45 | 193 | 2-1-0 | 87 | 86 | 135 | .51648 | 136 | 29 | 29 | | | | | |
| <hr/> | | | | | | | | | | | | | | | | | |
| TOTALS | | RPI 1-25 | | RPI 26-50 | | W-L RECORDS | | RPI 51-100 | | RPI 101-150 | | RPI 150+ | | | | | |
| 9-7-1 | | 0-1-0 | | 0-1-0 | | OVERALL | | 0-3-0 | | 1-0-0 | | 8-2-1 | | | | | |
| 6-3-0 | | 0-1-0 | | 0-1-0 | | HOME | | 0-0-0 | | 1-0-0 | | 5-1-0 | | | | | |
| 3-4-1 | | 0-0-0 | | 0-0-0 | | AWAY | | 0-3-0 | | 0-0-0 | | 3-1-1 | | | | | |
| 0-0-0 | | 0-0-0 | | 0-0-0 | | NEUTRAL | | 0-0-0 | | 0-0-0 | | 0-0-0 | | | | | |
| <hr/> | | | | | | | | | | | | | | | | | |
| 4-5-1 | | 0-1-0 | | 0-1-0 | | NON-CONFERENCE | | 0-3-0 | | 1-0-0 | | 3-0-1 | | | | | |
| 3-2-0 | | 0-1-0 | | 0-1-0 | | HOME | | 0-0-0 | | 1-0-0 | | 2-0-0 | | | | | |
| 1-3-1 | | 0-0-0 | | 0-0- | | AWAY | | 0-3-0 | | 0-0-0 | | 1-0-1 | | | | | |
| 0-0-0 | | 0-0-0 | | 0-0-0 | | NEUTRAL | | 0-0-0 | | 0-0-0 | | 0-0-0 | | | | | |
| <hr/> | | | | | | | | | | | | | | | | | |
| 5-2-0 | | 0-0-0 | | 0-0-0 | | CONFERENCE | | 0-0-0 | | 0-0-0 | | 5-2-0 | | | | | |
| 3-1-0 | | 0-0-0 | | 0-0-0 | | HOME | | 0-0-0 | | 0-0-0 | | 3-1-0 | | | | | |
| 2-1-0 | | 0-0-0 | | 0-0-0 | | AWAY | | 0-0-0 | | 0-0-0 | | 2-1-0 | | | | | |
| 0-0-0 | | 0-0-0 | | 0-0-0 | | NEUTRAL | | 0-0-0 | | 0-0-0 | | 0-0-0 | | | | | |
| <hr/> | | | | | | | | | | | | | | | | | |
| RPI | S | Opponent | | Score | | RPI | S | Opponent | | Score | | RPI | S | Opponent | | Score | |
| 17 | H | Kansas | | 0 2 | | 31 | H | BYU | | 1 4 | | 51 | A | Colorado | | 1 2 | |
| | | | | | | | | | | | | 77 | A | Long Beach St. | | 1 2 | |
| | | | | | | | | | | | | 94 | A | Colorado Col. | | 2 3 | |
| | | | | | | | | | | | | 135 | H | San Francisco | | 1 0 | |
| | | | | | | | | | | | | 153 | H | Iowa St. | | 2 1 | |
| | | | | | | | | | | | | 180 | A | Cal St. Fullerton | | 2 1 | |
| | | | | | | | | | | | | 230 | H | Detroit | | 1 0 | |
| | | | | | | | | | | | | 243 | H | Oral Roberts | | 1 0 | |
| | | | | | | | | | | | | 260 | A | Nevada | | 1 1 | |
| | | | | | | | | | | | | 261 | H | South Dakota | | 1 0 | |
| | | | | | | | | | | | | 268 | A | North Dakota St. | | 1 0 | |
| | | | | | | | | | | | | 290 | A | IUPUI | | 0 2 | |
| | | | | | | | | | | | | 301 | H | Omaha | | 2 3 | |
| | | | | | | | | | | | | 304 | A | Western Ill. | | 1 0 | |
| | | | | | | | | | | | | 308 | H | IPFW | | 3 0 | |
| | | | | | | | | | | | | | | | | | |
| | | | | | | | | | | | | | | | | | |
| | | | | | | | | | | | | | | | | | |
| | | | | | | | | | | | | | | | | | |
| | | | | | | | | | | | | | | | | | |
| | | | | | | | | | | | | | | | | | |
| | | | | | | | | | | | | | | | | | |
| | | | | | | | | | | | | | | | | | |
| | | | | | | | | | | | | | | | | | |
| | | | | | | | | | | | | | | | | | |
| | | | | | | | | | | | | | | | | | |
| | | | | | | | | | | | | | | | | | |
| | | | | | | | | | | | | | | | | | |
| | | | | | | | | | | | | | | | | | |
| | | | | | | | | | | | | | | | | | |
| | | | | | | | | | | | | | | | | | |
| | | | | | | | | | | | | | | | | | |
| | | | | | | | | | | | | | | | | | |
| | | | | | | | | | | | | | | | | | |
| | | | | | | | | | | | | | | | | | |
| | | | | | | | | | | | | | | | | | |
| | | | | | | | | | | | | | | | | | |
| | | | | | | | | | | | | | | | | | |
| | | | | | | | | | | | | | | | | | |
| | | | | | | | | | | | | | | | | | |
| | | | | | | | | | | | | | | | | | |
| | | | | | | | | | | | | | | | | | |
| | | | | | | | | | | | | | | | | | |
| | | | | | | | | | | | | | | | | | |
| | | | | | | | | | | | | | | | | | |
| | | | | | | | | | | | | | | | | | |
| | | | | | | | | | | | | | | | | | |
| | | | | | | | | | | | | | | | | | |
| | | | | | | | | | | | | | | | | | |
| | | | | | | | | | | | | | | | | | |
| | | | | | | | | | | | | | | | | | |
| | | | | | | | | | | | | | | | | | |
| | | | | | | | | | | | | | | | | | |
| | | | | | | | | | | | | | | | | | |
| | | | | | | | | | | | | | | | | | |
| | | | | | | | | | | | | | | | | | |
| | | | | | | | | | | | | | | | | | |

Non-Div. I Games:

Denver

| Average RPI Win: 226 | | WON-LOST RECORD | | WINNING PCT. RANK | | LAST 10 GAMES | | STRENGTH OF SCHEDULE | | OPP. STRENGTH OF SCHEDULE | | TEAM RPI | | ADJ RPI | | CONF. RPI | | ADJ CONF. RPI | |
|----------------------|----------|-----------------|--|-------------------------|----------|----------------|--|----------------------|----------|---------------------------|-------------------|----------|----------|------------|---|-----------|--|---------------|--|
| DIV. I ONLY | | 9-5-5 | | .60526 102 | | 4-4-2 | | 266 | | 177 | | 177 | | .49444 182 | | 23 | | 23 | |
| DIV. I NON-CONF. | | 5-2-3 | | .65 85 | | 0-1-0 | | 256 | | 125 | | 152 | | .5049 155 | | 21 | | 22 | |
| TOTALS | | RPI 1-25 | | RPI 26-50 | | W-L RECORDS | | RPI 51-100 | | RPI 101-150 | | RPI 150+ | | | | | | | |
| 9-5-5 | | 0-1-0 | | 0-0-0 | | OVERALL | | 0-0-0 | | 2-0-2 | | 7-4-3 | | | | | | | |
| 7-1-0 | | 0-0-0 | | 0-0-0 | | HOME | | 0-0-0 | | 2-0-0 | | 5-1-0 | | | | | | | |
| 2-4-5 | | 0-1-0 | | 0-0-0 | | AWAY | | 0-0-0 | | 0-0-2 | | 2-3-3 | | | | | | | |
| 0-0-0 | | 0-0-0 | | 0-0-0 | | NEUTRAL | | 0-0-0 | | 0-0-0 | | 0-0-0 | | | | | | | |
| 5-2-3 | | 0-1-0 | | 0-0-0 | | NON-CONFERENCE | | 0-0-0 | | 2-0-1 | | 3-1-2 | | | | | | | |
| 3-0-0 | | 0-0-0 | | 0-0-0 | | HOME | | 0-0-0 | | 2-0-0 | | 1-0-0 | | | | | | | |
| 2-2-3 | | 0-1-0 | | 0-0- | | AWAY | | 0-0-0 | | 0-0-1 | | 2-1-2 | | | | | | | |
| 0-0-0 | | 0-0-0 | | 0-0-0 | | NEUTRAL | | 0-0-0 | | 0-0-0 | | 0-0-0 | | | | | | | |
| 4-3-2 | | 0-0-0 | | 0-0-0 | | CONFERENCE | | 0-0-0 | | 0-0-1 | | 4-3-1 | | | | | | | |
| 4-1-0 | | 0-0-0 | | 0-0-0 | | HOME | | 0-0-0 | | 0-0-0 | | 4-1-0 | | | | | | | |
| 0-2-2 | | 0-0-0 | | 0-0-0 | | AWAY | | 0-0-0 | | 0-0-1 | | 0-2-1 | | | | | | | |
| 0-0-0 | | 0-0-0 | | 0-0-0 | | NEUTRAL | | 0-0-0 | | 0-0-0 | | 0-0-0 | | | | | | | |
| RPI S | Opponent | Score | | RPI S | Opponent | Score | | RPI S | Opponent | Score | | RPI S | Opponent | Score | | | | | |
| 22 A | Kentucky | 0 3 | | | | | | | | 101 H | Louisville | 2 | 0 | | | | | | |
| | | | | | | | | | | 109 A | Ball St. | 2 | 2 | | | | | | |
| | | | | | | | | | | 110 A | UT Martin | 1 | 1 | | | | | | |
| | | | | | | | | | | 123 H | Wyoming | 2 | 1 | | | | | | |
| | | | | | | | | | | 163 H | Appalachian St. | 4 | 1 | | | | | | |
| | | | | | | | | | | 169 A | Southeast Mo. St. | 1 | 2 | | | | | | |
| | | | | | | | | | | 183 H | SIUE | 1 | 2 | | | | | | |
| | | | | | | | | | | 192 H | Jacksonville St. | 2 | 1 | | | | | | |
| | | | | | | | | | | 196 A | Belmont | 2 | 2 | | | | | | |
| | | | | | | | | | | 206 A | Murray St. | 0 | 5 | | | | | | |
| | | | | | | | | | | 251 A | Wright St. | 0 | 1 | | | | | | |
| | | | | | | | | | | 257 A | Xavier | 0 | 0 | | | | | | |
| | | | | | | | | | | 259 A | Bowling Green | 2 | 1 | | | | | | |
| | | | | | | | | | | 266 A | Northern Ky. | 1 | 1 | | | | | | |
| | | | | | | | | | | 278 H | Austin Peay | 2 | 1 | | | | | | |
| | | | | | | | | | | 299 H | Tennessee Tech | 3 | 0 | | | | | | |
| | | | | | | | | | | 307 A | Ill.-Chicago | 3 | 1 | | | | | | |
| | | | | | | | | | | 312 H | Eastern Ill. | 5 | 0 | | | | | | |
| | | | | LAST 10 GAMES | | | | | | | | | | | | | | | |
| | | | | 312 H Eastern Ill. | | | | 5 | 0 | 299 H Tennessee Tech | | | | 3 | 0 | | | | |
| | | | | 169 A Southeast Mo. St. | | | | 1 | 2 | 192 H Jacksonville St. | | | | 2 | 1 | | | | |
| | | | | 183 H SIUE | | | | 1 | 2 | 278 H Austin Peay | | | | 2 | 1 | | | | |
| | | | | 110 A UT Martin | | | | 1 | 1 | 196 A Belmont | | | | 2 | 2 | | | | |
| | | | | 206 A Murray St. | | | | 0 | 5 | 251 A Wright St. | | | | 0 | 1 | | | | |

| Average RPI Win: 236 | | WON-LOST RECORD | WINNING PCT. RANK | | LAST 10 GAMES | STRENGTH OF SCHEDULE | OPP. STRENGTH OF SCHEDULE | TEAM RPI | ADJ RPI | | CONF. RPI | ADJ CONF. RPI |
|-----------------------|----------|--------------------|----------------------|----------|------------------|-------------------------|------------------------------|-------------|-------------|------------------|--------------|------------------|
| Average RPI Loss: 226 | | | | | | | | | | | | |
| DIV. I ONLY | | 11-5-1 | .67647 | 62 | 8-2-0 | 303 | 223 | 178 | .4944 | 183 | 23 | 23 |
| DIV. I NON-CONF. | | 3-4-1 | .4375 | 207 | 0-1-0 | 288 | 229 | 256 | .4311 | 257 | 21 | 22 |
| TOTALS | | RPI 1-25 | RPI 26-50 | | W-L RECORDS | | RPI 51-100 | | RPI 101-150 | | RPI 150+ | |
| 11-5-1 | 0-0-0 | | 0-0-0 | | OVERALL | | 0-0-0 | | 1-1-1 | | 10-4-0 | |
| 5-2-1 | 0-0-0 | | 0-0-0 | | HOME | | 0-0-0 | | 1-0-1 | | 4-2-0 | |
| 6-3-0 | 0-0-0 | | 0-0-0 | | AWAY | | 0-0-0 | | 0-1-0 | | 6-2-0 | |
| 0-0-0 | 0-0-0 | | 0-0-0 | | NEUTRAL | | 0-0-0 | | 0-0-0 | | 0-0-0 | |
| 3-4-1 | 0-0-0 | | 0-0-0 | | NON-CONFERENCE | | 0-0-0 | | 0-1-1 | | 3-3-0 | |
| 2-1-1 | 0-0-0 | | 0-0-0 | | HOME | | 0-0-0 | | 0-0-1 | | 2-1-0 | |
| 1-3-0 | 0-0-0 | | 0-0- | | AWAY | | 0-0-0 | | 0-1-0 | | 1-2-0 | |
| 0-0-0 | 0-0-0 | | 0-0-0 | | NEUTRAL | | 0-0-0 | | 0-0-0 | | 0-0-0 | |
| 8-1-0 | 0-0-0 | | 0-0-0 | | CONFERENCE | | 0-0-0 | | 1-0-0 | | 7-1-0 | |
| 3-1-0 | 0-0-0 | | 0-0-0 | | HOME | | 0-0-0 | | 1-0-0 | | 2-1-0 | |
| 5-0-0 | 0-0-0 | | 0-0-0 | | AWAY | | 0-0-0 | | 0-0-0 | | 5-0-0 | |
| 0-0-0 | 0-0-0 | | 0-0-0 | | NEUTRAL | | 0-0-0 | | 0-0-0 | | 0-0-0 | |
| RPI S | Opponent | Score | RPI S | Opponent | Score | RPI S | Opponent | Score | RPI S | Opponent | Score | |
| | | | | | | | | | 110 H | UT Martin | 2 | 1 |
| | | | | | | | | | 138 A | Purdue | 1 | 4 |
| | | | | | | | | | 139 H | UMKC | 1 | 1 |
| | | | | | | | | | 182 A | Morehead St. | 2 | 1 |
| | | | | | | | | | 192 A | Jacksonville St. | 2 | 1 |
| | | | | | | | | | 195 A | Missouri St. | 1 | 3 |
| | | | | | | | | | 196 A | Belmont | 1 | 0 |
| | | | | | | | | | 206 H | Murray St. | 2 | 1 |
| | | | | | | | | | 225 A | Northern Ill. | 1 | 0 |
| | | | | | | | | | 228 H | Drake | 1 | 2 |
| | | | | | | | | | 268 H | North Dakota St. | 1 | 0 |
| | | | | | | | | | 278 H | Austin Peay | 0 | 1 |
| | | | | | | | | | 290 A | IUPUI | 1 | 2 |
| | | | | | | | | | 296 A | Eastern Ky. | 3 | 1 |
| | | | | | | | | | 299 A | Tennessee Tech | 2 | 0 |
| | | | | | | | | | 307 H | Ill.-Chicago | 2 | 1 |
| | | | | | | | | | 312 H | Eastern Ill. | 3 | 1 |
| LAST 10 GAMES | | | | | | | | | | | | |
| | | | | | | 299 A | Tennessee Tech | 2 0 | 196 A | Belmont | 1 | 0 |
| | | | | | | 192 A | Jacksonville St. | 2 1 | 110 H | UT Martin | 2 | 1 |
| | | | | | | 296 A | Eastern Ky. | 3 1 | 206 H | Murray St. | 2 | 1 |
| | | | | | | 182 A | Morehead St. | 2 1 | 312 H | Eastern Ill. | 3 | 1 |
| | | | | | | 278 H | Austin Peay | 0 1 | 195 A | Missouri St. | 1 | 3 |

Non-Div. I Games:

SIUE

| Average RPI Win: 180 | | WON-LOST RECORD | WINNING PCT. RANK | LAST 10 GAMES | STRENGTH OF SCHEDULE | OPP. STRENGTH OF SCHEDULE | TEAM RPI | ADJ RPI | CONF. RPI | ADJ CONF. RPI | | | | | | | |
|--------------------------|---|--------------------|----------------------|------------------|-------------------------|------------------------------|-------------|---------------------|--------------|------------------|----|----------|---|--------------------|---|-------|---|
| Average RPI Loss: 123 | | | | | | | | | | | | | | | | | |
| DIV. I ONLY | | 7-9-2 | .44444 | 203 | 2-6-2 | 157 | 95 | 184 | .49402 | 184 | 10 | 10 | | | | | |
| DIV. I NON-CONF. | | 5-3-1 | .61111 | 108 | 0-0-1 | 187 | 83 | 110 | .53055 | 109 | 8 | 8 | | | | | |
| <hr/> | | | | | | | | | | | | | | | | | |
| TOTALS | | RPI 1-25 | | RPI 26-50 | | W-L RECORDS | | RPI 51-100 | | RPI 101-150 | | RPI 150+ | | | | | |
| 7-9-2 | | 0-1-0 | | 0-0-1 | | OVERALL | | 1-4-1 | | 2-1-0 | | 4-3-0 | | | | | |
| 4-3-2 | | 0-0-0 | | 0-0-1 | | HOME | | 0-3-1 | | 1-0-0 | | 3-0-0 | | | | | |
| 2-6-0 | | 0-1-0 | | 0-0-0 | | AWAY | | 0-1-0 | | 1-1-0 | | 1-3-0 | | | | | |
| 1-0-0 | | 0-0-0 | | 0-0-0 | | NEUTRAL | | 1-0-0 | | 0-0-0 | | 0-0-0 | | | | | |
| 5-3-1 | | 0-1-0 | | 0-0-0 | | NON-CONFERENCE | | 1-1-1 | | 1-0-0 | | 3-1-0 | | | | | |
| 3-1-1 | | 0-0-0 | | 0-0-0 | | HOME | | 0-1-1 | | 1-0-0 | | 2-0-0 | | | | | |
| 1-2-0 | | 0-1-0 | | 0-0- | | AWAY | | 0-0-0 | | 0-0-0 | | 1-1-0 | | | | | |
| 1-0-0 | | 0-0-0 | | 0-0-0 | | NEUTRAL | | 1-0-0 | | 0-0-0 | | 0-0-0 | | | | | |
| 2-6-1 | | 0-0-0 | | 0-0-1 | | CONFERENCE | | 0-3-0 | | 1-1-0 | | 1-2-0 | | | | | |
| 1-2-1 | | 0-0-0 | | 0-0-1 | | HOME | | 0-2-0 | | 0-0-0 | | 1-0-0 | | | | | |
| 1-4-0 | | 0-0-0 | | 0-0-0 | | AWAY | | 0-1-0 | | 1-1-0 | | 0-2-0 | | | | | |
| 0-0-0 | | 0-0-0 | | 0-0-0 | | NEUTRAL | | 0-0-0 | | 0-0-0 | | 0-0-0 | | | | | |
| RPI | S | Opponent | | Score | | RPI | S | Opponent | | Score | | RPI | S | Opponent | | Score | |
| 20 | A | Virginia Tech | | 0 | 2 | 48 | H | Hofstra | | 2 | 2 | 62 | H | Northeastern | | 0 | 1 |
| | | | | | | | | | | | | 66 | N | Wake Forest | | 3 | 2 |
| | | | | | | | | | | | | 79 | A | James Madison | | 0 | 2 |
| | | | | | | | | | | | | 84 | H | Ga. Southern | | 0 | 2 |
| | | | | | | | | | | | | 87 | H | East Carolina | | 0 | 0 |
| | | | | | | | | | | | | 91 | H | William & Mary | | 0 | 2 |
| | | | | | | | | | | | | 103 | A | Drexel | | 0 | 1 |
| | | | | | | | | | | | | 115 | H | Charlotte | | 4 | 2 |
| | | | | | | | | | | | | 147 | A | Towson | | 2 | 1 |
| | | | | | | | | | | | | 179 | A | Delaware | | 1 | 4 |
| | | | | | | | | | | | | 198 | H | Coastal Caro. | | 7 | 0 |
| | | | | | | | | | | | | 207 | A | Campbell | | 1 | 0 |
| | | | | | | | | | | | | 219 | H | Elon | | 2 | 0 |
| | | | | | | | | | | | | 239 | A | North Carolina St. | | 1 | 2 |
| | | | | | | | | | | | | 254 | A | Col. of Charleston | | 0 | 1 |
| | | | | | | | | | | | | 310 | H | Francis Marion | | 8 | 0 |
| <hr/> | | | | | | | | | | | | | | | | | |
| LAST 10 GAMES | | | | | | | | | | | | | | | | | |
| 254 A Col. of Charleston | | | | | | 0 | 1 | 219 H Elon | | | | | | 2 | 0 | | |
| 48 H Hofstra | | | | | | 2 | 2 | 91 H William & Mary | | | | | | 0 | 2 | | |
| 62 H Northeastern | | | | | | 0 | 1 | 103 A Drexel | | | | | | 0 | 1 | | |
| 79 A James Madison | | | | | | 0 | 2 | 179 A Delaware | | | | | | 1 | 4 | | |
| 147 A Towson | | | | | | 2 | 1 | 87 H East Carolina | | | | | | 0 | 0 | | |

Non-Div. I Games:

UNCW

| Average RPI Win: 222 | | WON-LOST | WINNING | LAST 10 | STRENGTH OF | | OPP. STRENGTH | TEAM | ADJ | | CONF. | ADJ CONF. | |
|-----------------------|----------|----------|-----------|-----------------|----------------|-------|---------------|-------|-------------|-----------------|----------|-----------|----|
| Average RPI Loss: 139 | | RECORD | PCT. RANK | GAMES | SCHEDULE | | OF SCHEDULE | RPI | RPI | | RPI | RPI | |
| DIV. I ONLY | | 7-8-0 | .46667 | 197 | 3-7-0 | | 138 | 203 | 187 | .49295 | 185 | 9 | 9 |
| DIV. I NON-CONF. | | 6-4-0 | .6 | 115 | 2-3-0 | | 201 | 237 | 148 | .51068 | 147 | 10 | 10 |
| TOTALS | | RPI 1-25 | RPI 26-50 | | W-L RECORDS | | RPI 51-100 | | RPI 101-150 | | RPI 150+ | | |
| 7-8-0 | | 0-0-0 | 1-2-0 | | OVERALL | | 0-1-0 | | 0-1-0 | | 6-4-0 | | |
| 3-3-0 | | 0-0-0 | 1-0-0 | | HOME | | 0-1-0 | | 0-1-0 | | 2-1-0 | | |
| 4-5-0 | | 0-0-0 | 0-2-0 | | AWAY | | 0-0-0 | | 0-0-0 | | 4-3-0 | | |
| 0-0-0 | | 0-0-0 | 0-0-0 | | NEUTRAL | | 0-0-0 | | 0-0-0 | | 0-0-0 | | |
| 6-4-0 | | 0-0-0 | 1-1-0 | | NON-CONFERENCE | | 0-1-0 | | 0-0-0 | | 5-2-0 | | |
| 2-2-0 | | 0-0-0 | 1-0-0 | | HOME | | 0-1-0 | | 0-0-0 | | 1-1-0 | | |
| 4-2-0 | | 0-0-0 | 0-0- | | AWAY | | 0-0-0 | | 0-0-0 | | 4-1-0 | | |
| 0-0-0 | | 0-0-0 | 0-0-0 | | NEUTRAL | | 0-0-0 | | 0-0-0 | | 0-0-0 | | |
| 1-4-0 | | 0-0-0 | 0-1-0 | | CONFERENCE | | 0-0-0 | | 0-1-0 | | 1-2-0 | | |
| 1-1-0 | | 0-0-0 | 0-0-0 | | HOME | | 0-0-0 | | 0-1-0 | | 1-0-0 | | |
| 0-3-0 | | 0-0-0 | 0-1-0 | | AWAY | | 0-0-0 | | 0-0-0 | | 0-2-0 | | |
| 0-0-0 | | 0-0-0 | 0-0-0 | | NEUTRAL | | 0-0-0 | | 0-0-0 | | 0-0-0 | | |
| RPI S | Opponent | Score | RPI S | Opponent | Score | RPI S | Opponent | Score | RPI S | Opponent | Score | | |
| | | | 29 A | Colgate | 1 2 | 98 H | Temple | 1 2 | 130 H | Yale | 0 1 | | |
| | | | 42 A | Harvard | 0 2 | | | | 158 A | Columbia | 0 1 | | |
| | | | 47 H | Buffalo | 3 2 | | | | 166 H | Penn | 3 2 | | |
| | | | | | | | | | 168 A | Massachusetts | 1 0 | | |
| | | | | | | | | | 188 A | Brown | 0 2 | | |
| | | | | | | | | | 231 A | St. Bonaventure | 2 3 | | |
| | | | | | | | | | 234 H | Wagner | 1 2 | | |
| | | | | | | | | | 236 A | Binghamton | 1 0 | | |
| | | | | | | | | | 300 A | Marist | 1 0 | | |
| | | | | | | | | | 317 H | VMI | 5 0 | | |
| | | | | | | | | | 318 A | NJIT | 1 0 | | |
| LAST 10 GAMES | | | | | | | | | | | | | |
| | | | 188 A | Brown | 0 2 | 29 A | Colgate | 1 2 | | | | | |
| | | | 318 A | NJIT | 1 0 | 166 H | Penn | 3 2 | | | | | |
| | | | 130 H | Yale | 0 1 | 234 H | Wagner | 1 2 | | | | | |
| | | | 231 A | St. Bonaventure | 2 3 | 158 A | Columbia | 0 1 | | | | | |
| | | | 42 A | Harvard | 0 2 | 236 A | Binghamton | 1 0 | | | | | |

Non-Div. I Games:

Cornell

| Average RPI Win: | 279 | WON-LOST RECORD | WINNING PCT. RANK | LAST 10 GAMES | STRENGTH OF SCHEDULE | OPP. STRENGTH OF SCHEDULE | TEAM RPI | ADJ RPI | CONF. RPI | ADJ CONF. RPI | |
|------------------|----------|--------------------|----------------------|-------------------|-------------------------|------------------------------|--------------------|------------|--------------|--------------------|-------|
| DIV. I ONLY | 12-5-0 | .70588 | 46 | 6-4-0 | 310 | 292 | 186 | .49171 | 186 | 24 | 24 |
| DIV. I NON-CONF. | 7-1-0 | .875 | 17 | 1-0-0 | 293 | 317 | 113 | .52771 | 117 | 24 | 24 |
| <hr/> | | | | | | | | | | | |
| TOTALS | RPI 1-25 | RPI 26-50 | | W-L RECORDS | RPI 51-100 | | RPI 101-150 | | RPI 150+ | | |
| 12-5-0 | 0-0-0 | 0-1-0 | | OVERALL | 0-1-0 | | 0-0-0 | | 12-3-0 | | |
| 7-1-0 | 0-0-0 | 0-0-0 | | HOME | 0-0-0 | | 0-0-0 | | 7-1-0 | | |
| 5-4-0 | 0-0-0 | 0-1-0 | | AWAY | 0-1-0 | | 0-0-0 | | 5-2-0 | | |
| 0-0-0 | 0-0-0 | 0-0-0 | | NEUTRAL | 0-0-0 | | 0-0-0 | | 0-0-0 | | |
| <hr/> | | | | | | | | | | | |
| 7-1-0 | 0-0-0 | 0-1-0 | | NON-CONFERENCE | 0-0-0 | | 0-0-0 | | 7-0-0 | | |
| 4-0-0 | 0-0-0 | 0-0-0 | | HOME | 0-0-0 | | 0-0-0 | | 4-0-0 | | |
| 3-1-0 | 0-0-0 | 0-0- | | AWAY | 0-0-0 | | 0-0-0 | | 3-0-0 | | |
| 0-0-0 | 0-0-0 | 0-0-0 | | NEUTRAL | 0-0-0 | | 0-0-0 | | 0-0-0 | | |
| <hr/> | | | | | | | | | | | |
| 5-4-0 | 0-0-0 | 0-0-0 | | CONFERENCE | 0-1-0 | | 0-0-0 | | 5-3-0 | | |
| 3-1-0 | 0-0-0 | 0-0-0 | | HOME | 0-0-0 | | 0-0-0 | | 3-1-0 | | |
| 2-3-0 | 0-0-0 | 0-0-0 | | AWAY | 0-1-0 | | 0-0-0 | | 2-2-0 | | |
| 0-0-0 | 0-0-0 | 0-0-0 | | NEUTRAL | 0-0-0 | | 0-0-0 | | 0-0-0 | | |
| <hr/> | | | | | | | | | | | |
| RPI S | Opponent | Score | RPI S | Opponent | Score | RPI S | Opponent | Score | RPI S | Opponent | Score |
| | | | 43 A | Memphis | 1 3 | 71 A | Stephen F. Austin | 0 3 | 167 H | La.-Lafayette | 3 0 |
| | | | | | | | | | 175 H | Sam Houston St. | 0 1 |
| | | | | | | | | | 208 A | Abilene Christian | 1 2 |
| | | | | | | | | | 238 H | La.-Monroe | 4 0 |
| | | | | | | | | | 256 H | Southern Miss. | 2 1 |
| | | | | | | | | | 258 A | Lamar | 0 2 |
| | | | | | | | | | 264 H | Central Ark. | 2 1 |
| | | | | | | | | | 267 H | McNeese St. | 1 0 |
| | | | | | | | | | 271 H | A&M-Corpus Christi | 3 1 |
| | | | | | | | | | 288 A | Northwestern St. | 3 2 |
| | | | | | | | | | 313 A | Incarnate Word | 2 0 |
| | | | | | | | | | 314 A | Jackson St. | 2 0 |
| | | | | | | | | | 315 A | Texas Southern | 4 0 |
| | | | | | | | | | 322 H | Mississippi Val. | 9 0 |
| | | | | | | | | | 332 A | Alcorn | 9 0 |
| <hr/> | | | | | | | | | | | |
| LAST 10 GAMES | | | | | | | | | | | |
| | | | 175 H | Sam Houston St. | 0 1 | 208 A | Abilene Christian | 1 2 | | | |
| | | | 288 A | Northwestern St. | 3 2 | 313 A | Incarnate Word | 2 0 | | | |
| | | | 71 A | Stephen F. Austin | 0 3 | 267 H | McNeese St. | 1 0 | | | |
| | | | 264 H | Central Ark. | 2 1 | 271 H | A&M-Corpus Christi | 3 1 | | | |
| | | | 258 A | Lamar | 0 2 | 322 H | Mississippi Val. | 9 0 | | | |

Non-Div. I Games:

Southeastern La.

| Average RPI Win: | | 228 | WON-LOST RECORD | | WINNING PCT. RANK | | LAST 10 GAMES | | STRENGTH OF SCHEDULE | | OPP. STRENGTH OF SCHEDULE | | TEAM RPI | | ADJ RPI | | CONF. RPI | | ADJ CONF. RPI | | | | |
|------------------|---|----------|-----------------|-----------|-------------------|----------------|---------------|------------|----------------------|-------------|---------------------------|----------|----------|---------------|------------|-------|-----------|-----|---------------|----------------|--|-----|--|
| DIV. I ONLY | | | 8-5-2 | | .6 105 | | 6-2-2 | | 281 | | 134 | | 185 | | .49054 187 | | 17 | | 17 | | | | |
| DIV. I NON-CONF. | | | 2-3-0 | | .4 220 | | 0-0-0 | | 292 | | 98 | | 259 | | .42949 262 | | 15 | | 15 | | | | |
| TOTALS | | RPI 1-25 | | RPI 26-50 | | W-L RECORDS | | RPI 51-100 | | RPI 101-150 | | RPI 150+ | | | | | | | | | | | |
| 8-5-2 | | 0-1-0 | | 0-0-0 | | OVERALL | | 0-2-0 | | 2-1-0 | | 6-1-2 | | | | | | | | | | | |
| 5-3-1 | | 0-1-0 | | 0-0-0 | | HOME | | 0-1-0 | | 1-1-0 | | 4-0-1 | | | | | | | | | | | |
| 3-0-1 | | 0-0-0 | | 0-0-0 | | AWAY | | 0-0-0 | | 1-0-0 | | 2-0-1 | | | | | | | | | | | |
| 0-2-0 | | 0-0-0 | | 0-0-0 | | NEUTRAL | | 0-1-0 | | 0-0-0 | | 0-1-0 | | | | | | | | | | | |
| 2-3-0 | | 0-1-0 | | 0-0-0 | | NON-CONFERENCE | | 0-1-0 | | 0-0-0 | | 2-1-0 | | | | | | | | | | | |
| 2-1-0 | | 0-1-0 | | 0-0-0 | | HOME | | 0-0-0 | | 0-0-0 | | 2-0-0 | | | | | | | | | | | |
| 0-0-0 | | 0-0-0 | | 0-0- | | AWAY | | 0-0-0 | | 0-0-0 | | 0-0-0 | | | | | | | | | | | |
| 0-2-0 | | 0-0-0 | | 0-0-0 | | NEUTRAL | | 0-1-0 | | 0-0-0 | | 0-1-0 | | | | | | | | | | | |
| 6-2-2 | | 0-0-0 | | 0-0-0 | | CONFERENCE | | 0-1-0 | | 2-1-0 | | 4-0-2 | | | | | | | | | | | |
| 3-2-1 | | 0-0-0 | | 0-0-0 | | HOME | | 0-1-0 | | 1-1-0 | | 2-0-1 | | | | | | | | | | | |
| 3-0-1 | | 0-0-0 | | 0-0-0 | | AWAY | | 0-0-0 | | 1-0-0 | | 2-0-1 | | | | | | | | | | | |
| 0-0-0 | | 0-0-0 | | 0-0-0 | | NEUTRAL | | 0-0-0 | | 0-0-0 | | 0-0-0 | | | | | | | | | | | |
| RPI | S | Opponent | | Score | | RPI | S | Opponent | | Score | | RPI | S | Opponent | | Score | | | | | | | |
| 9 | H | Florida | | 0 4 | | | | | | | | 85 | N | Marquette | | 1 2 | | 123 | H | Wyoming | | 2 1 | |
| | | | | | | | | | | | | 94 | H | Colorado Col. | | 0 2 | | 136 | H | Utah St. | | 0 2 | |
| | | | | | | | | | | | | | | | | | | 137 | A | UNLV | | 1 0 | |
| | | | | | | | | | | | | | | | | | | 172 | H | Boise St. | | 1 0 | |
| | | | | | | | | | | | | | | | | | | 218 | A | San Jose St. | | 1 1 | |
| | | | | | | | | | | | | | | | | | | 223 | H | Air Force | | 1 1 | |
| | | | | | | | | | | | | | | | | | | 260 | A | Nevada | | 1 0 | |
| | | | | | | | | | | | | | | | | | | 265 | N | Weber St. | | 1 2 | |
| | | | | | | | | | | | | | | | | | | 272 | H | Colorado St. | | 1 0 | |
| | | | | | | | | | | | | | | | | | | 274 | H | Loyola Chicago | | 4 2 | |
| | | | | | | | | | | | | | | | | | | 279 | A | Fresno St. | | 2 1 | |
| | | | | | | | | | | | | | | | | | | 309 | H | New Mexico St. | | 4 1 | |
| LAST 10 GAMES | | | | | | | | | | | | | | | | | | | | | | | |
| | | | | | | | | | | | | | | | | | | | | | | | |
| | | | | | | | | | | | | | | | | | | | | | | | |
| | | | | | | | | | | | | | | | | | | | | | | | |
| | | | | | | | | | | | | | | | | | | | | | | | |
| | | | | | | | | | | | | | | | | | | | | | | | |
| | | | | | | | | | | | | | | | | | | | | | | | |
| | | | | | | | | | | | | | | | | | | | | | | | |
| | | | | | | | | | | | | | | | | | | | | | | | |
| | | | | | | | | | | | | | | | | | | | | | | | |
| | | | | | | | | | | | | | | | | | | | | | | | |
| | | | | | | | | | | | | | | | | | | | | | | | |
| | | | | | | | | | | | | | | | | | | | | | | | |
| | | | | | | | | | | | | | | | | | | | | | | | |
| | | | | | | | | | | | | | | | | | | | | | | | |
| | | | | | | | | | | | | | | | | | | | | | | | |
| | | | | | | | | | | | | | | | | | | | | | | | |
| | | | | | | | | | | | | | | | | | | | | | | | |
| | | | | | | | | | | | | | | | | | | | | | | | |
| | | | | | | | | | | | | | | | | | | | | | | | |
| | | | | | | | | | | | | | | | | | | | | | | | |
| | | | | | | | | | | | | | | | | | | | | | | | |
| | | | | | | | | | | | | | | | | | | | | | | | |
| | | | | | | | | | | | | | | | | | | | | | | | |
| | | | | | | | | | | | | | | | | | | | | | | | |
| | | | | | | | | | | | | | | | | | | | | | | | |
| | | | | | | | | | | | | | | | | | | | | | | | |
| | | | | | | | | | | | | | | | | | | | | | | | |
| | | | | | | | | | | | | | | | | | | | | | | | |
| | | | | | | | | | | | | | | | | | | | | | | | |

Non-Div. I Games:

New Mexico

| Average RPI Win: | | 204 | WON-LOST RECORD | | WINNING PCT. RANK | | LAST 10 GAMES | | STRENGTH OF SCHEDULE | | OPP. STRENGTH OF SCHEDULE | | TEAM RPI | | ADJ RPI | | CONF. RPI | | ADJ CONF. RPI | |
|------------------|---|----------|-----------------|-----------|-------------------|----------------|---------------|------------|----------------------|-------------|---------------------------|----------|----------|-----------------|---------|-------|-----------|--|---------------|--|
| DIV. I ONLY | | | 6-6-3 | .5 | 157 | 3-4-3 | | 207 | | 114 | | 188 | | .49027 | 188 | 9 | 9 | | | |
| DIV. I NON-CONF. | | | 5-4-1 | .55 | 145 | 2-2-1 | | 259 | | 148 | | 203 | | .47953 | 206 | 10 | 10 | | | |
| TOTALS | | RPI 1-25 | | RPI 26-50 | | W-L RECORDS | | RPI 51-100 | | RPI 101-150 | | RPI 150+ | | | | | | | | |
| 6-6-3 | | 0-1-0 | | 0-1-0 | | OVERALL | | 1-2-1 | | 0-0-0 | | 5-2-2 | | | | | | | | |
| 4-2-1 | | 0-0-0 | | 0-1-0 | | HOME | | 0-0-0 | | 0-0-0 | | 4-1-1 | | | | | | | | |
| 2-4-2 | | 0-1-0 | | 0-0-0 | | AWAY | | 1-2-1 | | 0-0-0 | | 1-1-1 | | | | | | | | |
| 0-0-0 | | 0-0-0 | | 0-0-0 | | NEUTRAL | | 0-0-0 | | 0-0-0 | | 0-0-0 | | | | | | | | |
| 5-4-1 | | 0-1-0 | | 0-0-0 | | NON-CONFERENCE | | 1-1-0 | | 0-0-0 | | 4-2-1 | | | | | | | | |
| 3-1-0 | | 0-0-0 | | 0-0-0 | | HOME | | 0-0-0 | | 0-0-0 | | 3-1-0 | | | | | | | | |
| 2-3-1 | | 0-1-0 | | 0-0- | | AWAY | | 1-1-0 | | 0-0-0 | | 1-1-1 | | | | | | | | |
| 0-0-0 | | 0-0-0 | | 0-0-0 | | NEUTRAL | | 0-0-0 | | 0-0-0 | | 0-0-0 | | | | | | | | |
| 1-2-2 | | 0-0-0 | | 0-1-0 | | CONFERENCE | | 0-1-1 | | 0-0-0 | | 1-0-1 | | | | | | | | |
| 1-1-1 | | 0-0-0 | | 0-1-0 | | HOME | | 0-0-0 | | 0-0-0 | | 1-0-1 | | | | | | | | |
| 0-1-1 | | 0-0-0 | | 0-0-0 | | AWAY | | 0-1-1 | | 0-0-0 | | 0-0-0 | | | | | | | | |
| 0-0-0 | | 0-0-0 | | 0-0-0 | | NEUTRAL | | 0-0-0 | | 0-0-0 | | 0-0-0 | | | | | | | | |
| RPI | S | Opponent | | Score | | RPI | S | Opponent | | Score | | RPI | S | Opponent | | Score | | | | |
| 25 | A | UConn | | 0 2 | | 42 | H | Harvard | | 0 2 | | 80 | A | Providence | | 0 1 | | | | |
| | | | | | | | | | | | | 89 | A | St. John's (NY) | | 2 1 | | | | |
| | | | | | | | | | | | | 95 | A | Princeton | | 0 5 | | | | |
| | | | | | | | | | | | | 97 | A | Dartmouth | | 1 1 | | | | |
| | | | | | | | | | | | | 152 | A | Fla. Atlantic | | 0 1 | | | | |
| | | | | | | | | | | | | 158 | H | Columbia | | 2 2 | | | | |
| | | | | | | | | | | | | 168 | H | Massachusetts | | 2 0 | | | | |
| | | | | | | | | | | | | 179 | H | Delaware | | 2 1 | | | | |
| | | | | | | | | | | | | 185 | H | Cornell | | 2 0 | | | | |
| | | | | | | | | | | | | 240 | H | Sacred Heart | | 1 2 | | | | |
| | | | | | | | | | | | | 289 | A | Bryant | | 3 1 | | | | |
| | | | | | | | | | | | | 300 | A | Marist | | 1 1 | | | | |
| | | | | | | | | | | | | 311 | H | Quinnipiac | | 2 0 | | | | |
| LAST 10 GAMES | | | | | | | | | | | | | | | | | | | | |
| | | | | | | 185 | H | Cornell | | 2 0 | | 158 | H | Columbia | | 2 2 | | | | |
| | | | | | | 42 | H | Harvard | | 0 2 | | 289 | A | Bryant | | 3 1 | | | | |
| | | | | | | 300 | A | Marist | | 1 1 | | 97 | A | Dartmouth | | 1 1 | | | | |
| | | | | | | 95 | A | Princeton | | 0 5 | | 240 | H | Sacred Heart | | 1 2 | | | | |
| | | | | | | 311 | H | Quinnipiac | | 2 0 | | 25 | A | UConn | | 0 2 | | | | |

Non-Div. I Games:

Brown

| Average RPI Win: | | 208 | WON-LOST RECORD | | WINNING PCT. RANK | | LAST 10 GAMES | | STRENGTH OF SCHEDULE | | OPP. STRENGTH OF SCHEDULE | | TEAM RPI | | ADJ RPI | | CONF. RPI | | ADJ CONF. RPI | |
|------------------|---|------------|-----------------|-----------|-------------------|----------------|---------------|---------------|----------------------|-------------|---------------------------|----------|----------|---------------|------------|-------|-----------|--|---------------|--|
| DIV. I ONLY | | | 7-10-1 | | .41667 224 | | 4-6-0 | | 133 | | 125 | | 193 | | .48759 189 | | 16 | | 16 | |
| DIV. I NON-CONF. | | | 3-4-1 | | .4375 207 | | 0-0-0 | | 200 | | 49 | | 196 | | .48499 195 | | 16 | | 16 | |
| TOTALS | | RPI 1-25 | | RPI 26-50 | | W-L RECORDS | | RPI 51-100 | | RPI 101-150 | | RPI 150+ | | | | | | | | |
| 7-10-1 | | 0-1-0 | | 0-2-0 | | OVERALL | | 0-1-0 | | 2-3-1 | | 5-3-0 | | | | | | | | |
| 4-4-1 | | 0-0-0 | | 0-1-0 | | HOME | | 0-0-0 | | 1-1-1 | | 3-2-0 | | | | | | | | |
| 3-6-0 | | 0-1-0 | | 0-1-0 | | AWAY | | 0-1-0 | | 1-2-0 | | 2-1-0 | | | | | | | | |
| 0-0-0 | | 0-0-0 | | 0-0-0 | | NEUTRAL | | 0-0-0 | | 0-0-0 | | 0-0-0 | | | | | | | | |
| 3-4-1 | | 0-1-0 | | 0-1-0 | | NON-CONFERENCE | | 0-0-0 | | 1-1-1 | | 2-1-0 | | | | | | | | |
| 3-1-1 | | 0-0-0 | | 0-0-0 | | HOME | | 0-0-0 | | 1-0-1 | | 2-1-0 | | | | | | | | |
| 0-3-0 | | 0-1-0 | | 0-0- | | AWAY | | 0-0-0 | | 0-1-0 | | 0-0-0 | | | | | | | | |
| 0-0-0 | | 0-0-0 | | 0-0-0 | | NEUTRAL | | 0-0-0 | | 0-0-0 | | 0-0-0 | | | | | | | | |
| 4-6-0 | | 0-0-0 | | 0-1-0 | | CONFERENCE | | 0-1-0 | | 1-2-0 | | 3-2-0 | | | | | | | | |
| 1-3-0 | | 0-0-0 | | 0-1-0 | | HOME | | 0-0-0 | | 0-1-0 | | 1-1-0 | | | | | | | | |
| 3-3-0 | | 0-0-0 | | 0-0-0 | | AWAY | | 0-1-0 | | 1-1-0 | | 2-1-0 | | | | | | | | |
| 0-0-0 | | 0-0-0 | | 0-0-0 | | NEUTRAL | | 0-0-0 | | 0-0-0 | | 0-0-0 | | | | | | | | |
| RPI | S | Opponent | | Score | | RPI | S | Opponent | | Score | | RPI | S | Opponent | | Score | | | | |
| 15 | A | Notre Dame | | 1 | 2 | 33 | A | Michigan | | 0 | 4 | 59 | A | Miami (OH) | | 0 | 2 | | | |
| | | | | | | 47 | H | Buffalo | | 0 | 3 | | | | | | | | | |
| | | | | | | LAST 10 GAMES | | | | | | | | | | | | | | |
| | | | | | | 253 | A | Ohio | | 3 | 1 | 111 | A | Eastern Mich. | | 0 | 1 | | | |
| | | | | | | 162 | A | Kent St. | | 0 | 3 | 109 | A | Ball St. | | 3 | 0 | | | |
| | | | | | | 47 | H | Buffalo | | 0 | 3 | 59 | A | Miami (OH) | | 0 | 2 | | | |
| | | | | | | 245 | H | Akron | | 3 | 0 | 225 | H | Northern Ill. | | 1 | 2 | | | |
| | | | | | | 259 | A | Bowling Green | | 1 | 0 | 150 | H | Western Mich. | | 0 | 2 | | | |

Non-Div. I Games:

Toledo

| Average RPI Win: | | 244 | WON-LOST RECORD | | WINNING PCT. RANK | LAST 10 GAMES | STRENGTH OF SCHEDULE | | OPP. STRENGTH OF SCHEDULE | TEAM RPI | ADJ RPI | CONF. RPI | ADJ CONF. RPI | | | | |
|-------------------|---|--------------------|-----------------|-----------|-------------------|----------------|----------------------|----------------------|---------------------------|-------------|---------|-----------|---------------|------------------|----|-------|--|
| Average RPI Loss: | | 112 | | | | | | | | | | | | | | | |
| DIV. I ONLY | | | 8-8-2 | | .5 | 157 | 5-5-0 | | 214 | 141 | 194 | .48758 | 190 | 14 | 14 | | |
| DIV. I NON-CONF. | | | 6-3-2 | | .63636 | 94 | 3-0-0 | | 184 | 184 | 114 | .52744 | 118 | 11 | 11 | | |
| TOTALS | | RPI 1-25 | | RPI 26-50 | | W-L RECORDS | | RPI 51-100 | | RPI 101-150 | | RPI 150+ | | | | | |
| 8-8-2 | | 0-1-0 | | 0-0-0 | | OVERALL | | 0-1-0 | | 0-4-1 | | 8-2-1 | | | | | |
| 6-2-1 | | 0-0-0 | | 0-0-0 | | HOME | | 0-0-0 | | 0-1-0 | | 6-1-1 | | | | | |
| 2-6-1 | | 0-1-0 | | 0-0-0 | | AWAY | | 0-1-0 | | 0-3-1 | | 2-1-0 | | | | | |
| 0-0-0 | | 0-0-0 | | 0-0-0 | | NEUTRAL | | 0-0-0 | | 0-0-0 | | 0-0-0 | | | | | |
| 6-3-2 | | 0-1-0 | | 0-0-0 | | NON-CONFERENCE | | 0-0-0 | | 0-1-1 | | 6-1-1 | | | | | |
| 4-1-1 | | 0-0-0 | | 0-0-0 | | HOME | | 0-0-0 | | 0-0-0 | | 4-1-1 | | | | | |
| 2-2-1 | | 0-1-0 | | 0-0- | | AWAY | | 0-0-0 | | 0-1-1 | | 2-0-0 | | | | | |
| 0-0-0 | | 0-0-0 | | 0-0-0 | | NEUTRAL | | 0-0-0 | | 0-0-0 | | 0-0-0 | | | | | |
| 2-5-0 | | 0-0-0 | | 0-0-0 | | CONFERENCE | | 0-1-0 | | 0-3-0 | | 2-1-0 | | | | | |
| 2-1-0 | | 0-0-0 | | 0-0-0 | | HOME | | 0-0-0 | | 0-1-0 | | 2-0-0 | | | | | |
| 0-4-0 | | 0-0-0 | | 0-0-0 | | AWAY | | 0-1-0 | | 0-2-0 | | 0-1-0 | | | | | |
| 0-0-0 | | 0-0-0 | | 0-0-0 | | NEUTRAL | | 0-0-0 | | 0-0-0 | | 0-0-0 | | | | | |
| RPI | S | Opponent | | Score | | RPI | S | Opponent | | Score | | RPI | S | Opponent | | Score | |
| 1 | A | Stanford | | 0 2 | | | | | | | | 77 | A | Long Beach St. | | 0 2 | |
| | | | | | | | | | | | | 105 | A | Dayton | | 0 2 | |
| | | | | | | | | | | | | 108 | A | Cincinnati | | 2 2 | |
| | | | | | | | | | | | | 126 | A | Cal Poly | | 0 2 | |
| | | | | | | | | | | | | 133 | A | UC Irvine | | 1 2 | |
| | | | | | | | | | | | | 146 | H | CSUN | | 0 1 | |
| | | | | | | | | | | | | 151 | A | UC Riverside | | 2 3 | |
| | | | | | | | | | | | | 155 | H | Loyola Marymount | | 1 2 | |
| | | | | | | | | | | | | 171 | H | Hawaii | | 2 1 | |
| | | | | | | | | | | | | 210 | H | Southern Utah | | 2 0 | |
| | | | | | | | | | | | | 217 | H | Duquesne | | 4 0 | |
| | | | | | | | | | | | | 218 | H | San Jose St. | | 0 0 | |
| | | | | | | | | | | | | 242 | H | Cleveland St. | | 3 0 | |
| | | | | | | | | | | | | 255 | H | UC Davis | | 3 2 | |
| | | | | | | | | | | | | 277 | H | Bakersfield | | 2 0 | |
| | | | | | | | | | | | | 284 | A | Sacramento St. | | 2 0 | |
| | | | | | | | | | | | | 297 | A | Pacific | | 6 1 | |
| LAST 10 GAMES | | | | | | | | | | | | | | | | | |
| | | 126 A Cal Poly | | 0 2 | | | | 77 A Long Beach St. | | 0 2 | | | | | | | |
| | | 133 A UC Irvine | | 1 2 | | | | 146 H CSUN | | 0 1 | | | | | | | |
| | | 151 A UC Riverside | | 2 3 | | | | 217 H Duquesne | | 4 0 | | | | | | | |
| | | 255 H UC Davis | | 3 2 | | | | 297 A Pacific | | 6 1 | | | | | | | |
| | | 171 H Hawaii | | 2 1 | | | | 284 A Sacramento St. | | 2 0 | | | | | | | |

Non-Div. I Games:

UC Santa Barbara

| Average RPI Win: | | 222 | WON-LOST RECORD | | WINNING PCT. RANK | | LAST 10 GAMES | | STRENGTH OF SCHEDULE | | OPP. STRENGTH OF SCHEDULE | | TEAM RPI | | ADJ RPI | | CONF. RPI | | ADJ CONF. RPI | | | | |
|------------------------|---|------------|-----------------|-----------|-------------------|----------------|---------------|------------------------|----------------------|-------------|---------------------------|----------|----------|------------------|-----------|-------|-----------|-----|---------------|------------------|--|---|---|
| DIV. I ONLY | | | 7-8-2 | | .47059 185 | | 3-5-2 | | 196 | | 97 | | 189 | | .4875 191 | | 7 | | 7 | | | | |
| DIV. I NON-CONF. | | | 6-5-0 | | .54545 151 | | 2-2-0 | | 195 | | 92 | | 149 | | .5076 150 | | 7 | | 7 | | | | |
| TOTALS | | RPI 1-25 | | RPI 26-50 | | W-L RECORDS | | RPI 51-100 | | RPI 101-150 | | RPI 150+ | | | | | | | | | | | |
| 7-8-2 | | 0-2-1 | | 0-0-0 | | OVERALL | | 0-2-0 | | 1-3-0 | | 6-1-1 | | | | | | | | | | | |
| 3-2-2 | | 0-1-1 | | 0-0-0 | | HOME | | 0-0-0 | | 0-1-0 | | 3-0-1 | | | | | | | | | | | |
| 3-6-0 | | 0-1-0 | | 0-0-0 | | AWAY | | 0-2-0 | | 1-2-0 | | 2-1-0 | | | | | | | | | | | |
| 1-0-0 | | 0-0-0 | | 0-0-0 | | NEUTRAL | | 0-0-0 | | 0-0-0 | | 1-0-0 | | | | | | | | | | | |
| 6-5-0 | | 0-2-0 | | 0-0-0 | | NON-CONFERENCE | | 0-1-0 | | 1-1-0 | | 5-1-0 | | | | | | | | | | | |
| 3-2-0 | | 0-1-0 | | 0-0-0 | | HOME | | 0-0-0 | | 0-1-0 | | 3-0-0 | | | | | | | | | | | |
| 2-3-0 | | 0-1-0 | | 0-0- | | AWAY | | 0-1-0 | | 1-0-0 | | 1-1-0 | | | | | | | | | | | |
| 1-0-0 | | 0-0-0 | | 0-0-0 | | NEUTRAL | | 0-0-0 | | 0-0-0 | | 1-0-0 | | | | | | | | | | | |
| 1-3-2 | | 0-0-1 | | 0-0-0 | | CONFERENCE | | 0-1-0 | | 0-2-0 | | 1-0-1 | | | | | | | | | | | |
| 0-0-2 | | 0-0-1 | | 0-0-0 | | HOME | | 0-0-0 | | 0-0-0 | | 0-0-1 | | | | | | | | | | | |
| 1-3-0 | | 0-0-0 | | 0-0-0 | | AWAY | | 0-1-0 | | 0-2-0 | | 1-0-0 | | | | | | | | | | | |
| 0-0-0 | | 0-0-0 | | 0-0-0 | | NEUTRAL | | 0-0-0 | | 0-0-0 | | 0-0-0 | | | | | | | | | | | |
| RPI | S | Opponent | | Score | | RPI | S | Opponent | | Score | | RPI | S | Opponent | | Score | | | | | | | |
| 17 | A | Kansas | | 0 | 4 | | | | | | | 124 | H | Seattle | | 0 | 2 | | | | | | |
| 18 | H | Pepperdine | | 0 | 0 | | | | | | | 63 | A | Oregon | | 0 | 2 | 126 | A | Cal Poly | | 2 | 1 |
| 19 | H | California | | 0 | 4 | | | | | | | 100 | A | Portland | | 1 | 2 | 135 | A | San Francisco | | 0 | 2 |
| | | | | | | | | | | | | 140 | A | Gonzaga | | 1 | 2 | 155 | H | Loyola Marymount | | 2 | 2 |
| | | | | | | | | | | | | 173 | H | Saint Joseph's | | 4 | 0 | | | | | | |
| | | | | | | | | | | | | 215 | A | Oregon St. | | 4 | 2 | 233 | H | Albany (NY) | | 2 | 0 |
| | | | | | | | | | | | | 247 | N | South Dakota St. | | 2 | 1 | 260 | A | Nevada | | 1 | 2 |
| | | | | | | | | | | | | 263 | H | Idaho | | 3 | 0 | 297 | A | Pacific | | 1 | 0 |
| LAST 10 GAMES | | | | | | | | | | | | | | | | | | | | | | | |
| 297 A Pacific | | | | | | 1 | 0 | 140 A Gonzaga | | | | | | 1 | 2 | | | | | | | | |
| 135 A San Francisco | | | | | | 0 | 2 | 126 A Cal Poly | | | | | | 2 | 1 | | | | | | | | |
| 155 H Loyola Marymount | | | | | | 2 | 2 | 17 A Kansas | | | | | | 0 | 4 | | | | | | | | |
| 18 H Pepperdine | | | | | | 0 | 0 | 247 N South Dakota St. | | | | | | 2 | 1 | | | | | | | | |
| 100 A Portland | | | | | | 1 | 2 | 124 H Seattle | | | | | | 0 | 2 | | | | | | | | |

Non-Div. I Games:

St. Mary's (CA)

| Average RPI Win: | 263 | WON-LOST RECORD | WINNING PCT. RANK | LAST 10 GAMES | STRENGTH OF SCHEDULE | OPP. STRENGTH OF SCHEDULE | TEAM RPI | ADJ RPI | CONF. RPI | ADJ CONF. RPI | |
|------------------|----------|-----------------|-------------------|---------------|----------------------|---------------------------|----------|---------|-----------|---------------|---------------------|
| DIV. I ONLY | 9-9-0 | .5 | 157 | 5-5-0 | 168 | 278 | 195 | .48693 | 192 | 23 | 23 |
| DIV. I NON-CONF. | 4-5-0 | .44444 | 196 | 0-1-0 | 150 | 288 | 204 | .48023 | 205 | 21 | 22 |
| <hr/> | | | | | | | | | | | |
| TOTALS | RPI 1-25 | RPI 26-50 | W-L RECORDS | | RPI 51-100 | RPI 101-150 | RPI 150+ | | | | |
| 9-9-0 | 0-0-0 | 0-1-0 | OVERALL | | 0-2-0 | 1-1-0 | 8-5-0 | | | | |
| 5-3-0 | 0-0-0 | 0-0-0 | HOME | | 0-1-0 | 1-0-0 | 4-2-0 | | | | |
| 4-6-0 | 0-0-0 | 0-1-0 | AWAY | | 0-1-0 | 0-1-0 | 4-3-0 | | | | |
| 0-0-0 | 0-0-0 | 0-0-0 | NEUTRAL | | 0-0-0 | 0-0-0 | 0-0-0 | | | | |
| <hr/> | | | | | | | | | | | |
| 4-5-0 | 0-0-0 | 0-1-0 | NON-CONFERENCE | | 0-2-0 | 0-1-0 | 4-1-0 | | | | |
| 2-1-0 | 0-0-0 | 0-0-0 | HOME | | 0-1-0 | 0-0-0 | 2-0-0 | | | | |
| 2-4-0 | 0-0-0 | 0-0- | AWAY | | 0-1-0 | 0-1-0 | 2-1-0 | | | | |
| 0-0-0 | 0-0-0 | 0-0-0 | NEUTRAL | | 0-0-0 | 0-0-0 | 0-0-0 | | | | |
| <hr/> | | | | | | | | | | | |
| 5-4-0 | 0-0-0 | 0-0-0 | CONFERENCE | | 0-0-0 | 1-0-0 | 4-4-0 | | | | |
| 3-2-0 | 0-0-0 | 0-0-0 | HOME | | 0-0-0 | 1-0-0 | 2-2-0 | | | | |
| 2-2-0 | 0-0-0 | 0-0-0 | AWAY | | 0-0-0 | 0-0-0 | 2-2-0 | | | | |
| 0-0-0 | 0-0-0 | 0-0-0 | NEUTRAL | | 0-0-0 | 0-0-0 | 0-0-0 | | | | |
| <hr/> | | | | | | | | | | | |
| RPI | S | Opponent | Score | RPI | S | Opponent | Score | RPI | S | Opponent | Score |
| | | | | 49 | A | Alabama | 0 2 | 88 | H | Samford | 2 3 |
| | | | | | | | | 92 | A | Troy | 1 3 |
| | | | | | | | | | | 109 | A Ball St. |
| | | | | | | | | | | | 1 3 |
| | | | | | | | | | | 110 | H UT Martin |
| | | | | | | | | | | | 2 1 |
| | | | | | | | | | | 169 | H Southeast Mo. St. |
| | | | | | | | | | | | 0 3 |
| | | | | | | | | | | 182 | A Morehead St. |
| | | | | | | | | | | | 1 2 |
| | | | | | | | | | | 183 | H SIUE |
| | | | | | | | | | | | 1 2 |
| | | | | | | | | | | 196 | H Belmont |
| | | | | | | | | | | | 4 2 |
| | | | | | | | | | | 206 | A Murray St. |
| | | | | | | | | | | | 0 3 |
| | | | | | | | | | | 219 | A Elon |
| | | | | | | | | | | | 0 2 |
| | | | | | | | | | | 249 | A Gardner-Webb |
| | | | | | | | | | | | 1 0 |
| | | | | | | | | | | 278 | A Austin Peay |
| | | | | | | | | | | | 5 0 |
| | | | | | | | | | | 293 | A Alabama St. |
| | | | | | | | | | | | 3 0 |
| | | | | | | | | | | 296 | A Eastern Ky. |
| | | | | | | | | | | | 2 1 |
| | | | | | | | | | | 312 | H Eastern Ill. |
| | | | | | | | | | | | 3 1 |
| | | | | | | | | | | 314 | H Jackson St. |
| | | | | | | | | | | | 7 1 |
| | | | | | | | | | | 322 | H Mississippi Val. |
| | | | | | | | | | | | 15 0 |
| <hr/> | | | | | | | | | | | |
| LAST 10 GAMES | | | | | | | | | | | |
| | | | | 169 | H | Southeast Mo. St. | 0 3 | 296 | A | Eastern Ky. | 2 1 |
| | | | | 183 | H | SIUE | 1 2 | 182 | A | Morehead St. | 1 2 |
| | | | | 196 | H | Belmont | 4 2 | 206 | A | Murray St. | 0 3 |
| | | | | 278 | A | Austin Peay | 5 0 | 110 | H | UT Martin | 2 1 |
| | | | | 312 | H | Eastern Ill. | 3 1 | 109 | A | Ball St. | 1 3 |

Non-Div. I Games:

Jacksonville St.

| | | | | | | | | | | | |
|-------------------|----------|-----------|----------------|------------|-------------|---------------|-----------------|--------|-------|-----------------|-------|
| Average RPI Win: | 181 | WON-LOST | WINNING | LAST 10 | STRENGTH OF | OPP. STRENGTH | TEAM | ADJ | CONF. | ADJ CONF. | |
| Average RPI Loss: | 152 | RECORD | PCT. RANK | GAMES | SCHEDULE | OF SCHEDULE | RPI | RPI | RPI | RPI | |
| DIV. I ONLY | 6-9-4 | .42105 | 223 | 4-5-1 | 110 | 197 | 190 | .48666 | 193 | 15 | 15 |
| DIV. I NON-CONF. | 2-5-3 | .35 | 248 | 0-1-0 | 202 | 193 | 239 | .44699 | 240 | 17 | 17 |
| TOTALS | RPI 1-25 | RPI 26-50 | W-L RECORDS | RPI 51-100 | RPI 101-150 | RPI 150+ | | | | | |
| 6-9-4 | 0-0-0 | 0-0-0 | OVERALL | 1-4-0 | 1-1-0 | 4-4-4 | | | | | |
| 5-3-1 | 0-0-0 | 0-0-0 | HOME | 1-1-0 | 1-1-0 | 3-1-1 | | | | | |
| 1-6-3 | 0-0-0 | 0-0-0 | AWAY | 0-3-0 | 0-0-0 | 1-3-3 | | | | | |
| 0-0-0 | 0-0-0 | 0-0-0 | NEUTRAL | 0-0-0 | 0-0-0 | 0-0-0 | | | | | |
| 2-5-3 | 0-0-0 | 0-0-0 | NON-CONFERENCE | 0-2-0 | 0-1-0 | 2-2-3 | | | | | |
| 2-2-0 | 0-0-0 | 0-0-0 | HOME | 0-1-0 | 0-1-0 | 2-0-0 | | | | | |
| 0-3-3 | 0-0-0 | 0-0- | AWAY | 0-1-0 | 0-0-0 | 0-2-3 | | | | | |
| 0-0-0 | 0-0-0 | 0-0-0 | NEUTRAL | 0-0-0 | 0-0-0 | 0-0-0 | | | | | |
| 4-4-1 | 0-0-0 | 0-0-0 | CONFERENCE | 1-2-0 | 1-0-0 | 2-2-1 | | | | | |
| 3-1-1 | 0-0-0 | 0-0-0 | HOME | 1-0-0 | 1-0-0 | 1-1-1 | | | | | |
| 1-3-0 | 0-0-0 | 0-0-0 | AWAY | 0-2-0 | 0-0-0 | 1-1-0 | | | | | |
| 0-0-0 | 0-0-0 | 0-0-0 | NEUTRAL | 0-0-0 | 0-0-0 | 0-0-0 | | | | | |
| RPI S | Opponent | Score | RPI S | Opponent | Score | RPI S | Opponent | Score | RPI S | Opponent | Score |
| | | | | | | 81 A | South Ala. | 0 1 | 110 H | UT Martin | 0 2 |
| | | | | | | 84 H | Ga. Southern | 2 0 | 114 H | Texas St. | 1 0 |
| | | | | | | 88 H | Samford | 1 2 | 156 H | Mercer | 1 0 |
| | | | | | | 92 A | Troy | 0 1 | 163 H | Appalachian St. | 1 2 |
| | | | | | | 95 A | Furman | 0 1 | 167 A | La.-Lafayette | 2 1 |
| | | | | | | | | | 174 A | Kennesaw St. | 1 1 |
| | | | | | | | | | 196 A | Belmont | 0 0 |
| | | | | | | | | | 203 H | UALR | 1 1 |
| | | | | | | | | | 206 A | Murray St. | 1 2 |
| | | | | | | | | | 238 A | La.-Monroe | 1 2 |
| | | | | | | | | | 248 A | Davidson | 0 0 |
| | | | | | | | | | 269 H | North Florida | 1 0 |
| | | | | | | | | | 294 H | Arkansas St. | 5 2 |
| | | | | | | | | | 299 A | Tennessee Tech | 0 1 |
| | | | LAST 10 GAMES | | | | | | | | |
| | | | | | | 114 H | Texas St. | 1 0 | 294 H | Arkansas St. | 5 2 |
| | | | | | | 163 H | Appalachian St. | 1 2 | 203 H | UALR | 1 1 |
| | | | | | | 81 A | South Ala. | 0 1 | 238 A | La.-Monroe | 1 2 |
| | | | | | | 92 A | Troy | 0 1 | 167 A | La.-Lafayette | 2 1 |
| | | | | | | 84 H | Ga. Southern | 2 0 | 110 H | UT Martin | 0 2 |

Non-Div. I Games:

Georgia St.

| Average RPI Win: | 273 | WON-LOST RECORD | WINNING PCT. RANK | LAST 10 GAMES | STRENGTH OF SCHEDULE | OPP. STRENGTH OF SCHEDULE | TEAM RPI | ADJ RPI | CONF. RPI | ADJ CONF. RPI | | | | | | |
|------------------|----------|-----------------|-------------------|----------------|----------------------|---------------------------|----------|-------------|-----------|-------------------|-------|-----|---|-------------------|-----|--|
| DIV. I ONLY | | 4-5-5 | .46429 | 199 | 2-4-4 | 189 | 120 | 196 | .48663 | 194 | 11 | 11 | | | | |
| DIV. I NON-CONF. | | 2-3-1 | .41667 | 216 | 0-2-0 | 266 | 171 | 249 | .44249 | 249 | 13 | 12 | | | | |
| <hr/> | | | | | | | | | | | | | | | | |
| TOTALS | RPI 1-25 | RPI 26-50 | | W-L RECORDS | | RPI 51-100 | | RPI 101-150 | | RPI 150+ | | | | | | |
| 4-5-5 | 0-0-0 | 0-1-1 | | OVERALL | | 0-2-0 | | 0-1-3 | | 4-1-1 | | | | | | |
| 2-2-3 | 0-0-0 | 0-0-1 | | HOME | | 0-2-0 | | 0-0-2 | | 2-0-0 | | | | | | |
| 2-3-2 | 0-0-0 | 0-1-0 | | AWAY | | 0-0-0 | | 0-1-1 | | 2-1-1 | | | | | | |
| 0-0-0 | 0-0-0 | 0-0-0 | | NEUTRAL | | 0-0-0 | | 0-0-0 | | 0-0-0 | | | | | | |
| <hr/> | | | | | | | | | | | | | | | | |
| 2-3-1 | 0-0-0 | 0-0-0 | | NON-CONFERENCE | | 0-1-0 | | 0-1-1 | | 2-1-0 | | | | | | |
| 1-1-1 | 0-0-0 | 0-0-0 | | HOME | | 0-1-0 | | 0-0-1 | | 1-0-0 | | | | | | |
| 1-2-0 | 0-0-0 | 0-0- | | AWAY | | 0-0-0 | | 0-1-0 | | 1-1-0 | | | | | | |
| 0-0-0 | 0-0-0 | 0-0-0 | | NEUTRAL | | 0-0-0 | | 0-0-0 | | 0-0-0 | | | | | | |
| <hr/> | | | | | | | | | | | | | | | | |
| 2-2-4 | 0-0-0 | 0-1-1 | | CONFERENCE | | 0-1-0 | | 0-0-2 | | 2-0-1 | | | | | | |
| 1-1-2 | 0-0-0 | 0-0-1 | | HOME | | 0-1-0 | | 0-0-1 | | 1-0-0 | | | | | | |
| 1-1-2 | 0-0-0 | 0-1-0 | | AWAY | | 0-0-0 | | 0-0-1 | | 1-0-1 | | | | | | |
| 0-0-0 | 0-0-0 | 0-0-0 | | NEUTRAL | | 0-0-0 | | 0-0-0 | | 0-0-0 | | | | | | |
| <hr/> | | | | | | | | | | | | | | | | |
| RPI | S | Opponent | Score | RPI | S | Opponent | Score | RPI | S | Opponent | Score | | | | | |
| | | | | 29 | A | Colgate | 0 1 | 67 | H | Navy | 0 2 | 117 | A | Bucknell | 0 0 | |
| | | | | 39 | H | Boston U. | 1 1 | 95 | H | Princeton | 1 4 | 128 | H | Army | 0 0 | |
| | | | | | | | | | | | | 144 | H | Villanova | 1 1 | |
| | | | | | | | | | | | | 148 | A | Central Conn. St. | 1 2 | |
| | | | | | | | | | | | | 157 | A | Loyola Maryland | 0 0 | |
| | | | | | | | | | | | | 173 | A | Saint Joseph's | 0 1 | |
| | | | | | | | | | | | | 236 | H | Binghamton | 2 0 | |
| | | | | | | | | | | | | 246 | A | Lafayette | 2 1 | |
| | | | | | | | | | | | | 287 | H | American | 1 0 | |
| | | | | | | | | | | | | 321 | A | Mt. St. Mary's | 1 0 | |
| <hr/> | | | | | | | | | | | | | | | | |
| LAST 10 GAMES | | | | | | | | | | | | | | | | |
| | | | | 29 | A | Colgate | 0 1 | 39 | H | Boston U. | 1 1 | | | | | |
| | | | | 67 | H | Navy | 0 2 | 246 | A | Lafayette | 2 1 | | | | | |
| | | | | 128 | H | Army | 0 0 | 117 | A | Bucknell | 0 0 | | | | | |
| | | | | 157 | A | Loyola Maryland | 0 0 | 287 | H | American | 1 0 | | | | | |
| | | | | 95 | H | Princeton | 1 4 | 148 | A | Central Conn. St. | 1 2 | | | | | |

Non-Div. I Games:

Lehigh

| Average RPI Win: | 245 | WON-LOST RECORD | WINNING PCT. RANK | LAST 10 GAMES | STRENGTH OF SCHEDULE | OPP. STRENGTH OF SCHEDULE | TEAM RPI | ADJ RPI | CONF. RPI | ADJ CONF. RPI | | |
|----------------------|----------|-----------------|-------------------|----------------|----------------------|---------------------------|--------------|-------------------|-----------|----------------|-------|----|
| DIV. I ONLY | | 6-8-2 | .4375 | 216 | 4-5-1 | 122 | 210 | 192 | .48573 | 195 | 18 | 18 |
| DIV. I NON-CONF. | | 4-6-1 | .40909 | 217 | 2-3-0 | 118 | 222 | 194 | .48397 | 198 | 18 | 18 |
| <hr/> | | | | | | | | | | | | |
| TOTALS | RPI 1-25 | RPI 26-50 | | W-L RECORDS | | RPI 51-100 | | RPI 101-150 | | RPI 150+ | | |
| 6-8-2 | 0-1-0 | 0-1-0 | | OVERALL | | 0-2-0 | | 1-1-1 | | 5-3-1 | | |
| 6-2-1 | 0-0-0 | 0-0-0 | | HOME | | 0-0-0 | | 1-0-1 | | 5-2-0 | | |
| 0-6-0 | 0-1-0 | 0-1-0 | | AWAY | | 0-2-0 | | 0-1-0 | | 0-1-0 | | |
| 0-0-1 | 0-0-0 | 0-0-0 | | NEUTRAL | | 0-0-0 | | 0-0-0 | | 0-0-1 | | |
| 4-6-1 | 0-1-0 | 0-1-0 | | NON-CONFERENCE | | 0-1-0 | | 1-1-0 | | 3-2-1 | | |
| 4-2-0 | 0-0-0 | 0-0-0 | | HOME | | 0-0-0 | | 1-0-0 | | 3-2-0 | | |
| 0-4-0 | 0-1-0 | 0-0- | | AWAY | | 0-1-0 | | 0-1-0 | | 0-0-0 | | |
| 0-0-1 | 0-0-0 | 0-0-0 | | NEUTRAL | | 0-0-0 | | 0-0-0 | | 0-0-1 | | |
| 2-2-1 | 0-0-0 | 0-0-0 | | CONFERENCE | | 0-1-0 | | 0-0-1 | | 2-1-0 | | |
| 2-0-1 | 0-0-0 | 0-0-0 | | HOME | | 0-0-0 | | 0-0-1 | | 2-0-0 | | |
| 0-2-0 | 0-0-0 | 0-0-0 | | AWAY | | 0-1-0 | | 0-0-0 | | 0-1-0 | | |
| 0-0-0 | 0-0-0 | 0-0-0 | | NEUTRAL | | 0-0-0 | | 0-0-0 | | 0-0-0 | | |
| RPI S | Opponent | Score | RPI S | Opponent | Score | RPI S | Opponent | Score | RPI S | Opponent | Score | |
| 17 A | Kansas | 1 2 | 36 A | Arkansas | 1 6 | 55 A | Illinois St. | 0 2 | 116 H | Evansville | 1 1 | |
| | | | | | | 78 A | Tulsa | 2 3 | 136 H | Utah St. | 2 0 | |
| | | | | | | | | | 139 A | UMKC | 0 1 | |
| | | | | | | | | | 183 H | SIUE | 3 1 | |
| | | | | | | | | | 203 H | UALR | 0 1 | |
| | | | | | | | | | 228 A | Drake | 0 3 | |
| | | | | | | | | | 243 N | Oral Roberts | 2 2 | |
| | | | | | | | | | 264 H | Central Ark. | 2 3 | |
| | | | | | | | | | 274 H | Loyola Chicago | 2 1 | |
| | | | | | | | | | 282 H | Indiana St. | 3 0 | |
| | | | | | | | | | 294 H | Arkansas St. | 3 0 | |
| | | | | | | | | | 301 H | Omaha | 2 1 | |
| <hr/> | | | | | | | | | | | | |
| LAST 10 GAMES | | | | | | | | | | | | |
| 274 H Loyola Chicago | | | | | | 2 | 1 | 55 A Illinois St. | 0 | 2 | | |
| 228 A Drake | | | | | | 0 | 3 | 301 H Omaha | 2 | 1 | | |
| 116 H Evansville | | | | | | 1 | 1 | 183 H SIUE | 3 | 1 | | |
| 17 A Kansas | | | | | | 1 | 2 | 203 H UALR | 0 | 1 | | |
| 282 H Indiana St. | | | | | | 3 | 0 | 36 A Arkansas | 1 | 6 | | |

Non-Div. I Games:

Missouri St.

| | | | | | | | | | | | |
|-------------------------|----------|-----------|-----------|----------------|-------------|--------------------|-------|-------------|-------|-------------------|-------|
| Average RPI Win: | 226 | WON-LOST | WINNING | LAST 10 | STRENGTH OF | OPP. STRENGTH | TEAM | ADJ | CONF. | ADJ CONF. | |
| Average RPI Loss: | 146 | RECORD | PCT. RANK | GAMES | SCHEDULE | OF SCHEDULE | RPI | RPI | RPI | RPI | |
| DIV. I ONLY | 6-7-4 | .47059 | 185 | 3-5-2 | 149 | 259 | 197 | .48555 | 196 | 23 | 23 |
| DIV. I NON-CONF. | 3-3-2 | .5 | 153 | 0-1-0 | 82 | 246 | 133 | .51674 | 134 | 21 | 22 |
| <hr/> | | | | | | | | | | | |
| TOTALS | RPI 1-25 | RPI 26-50 | | W-L RECORDS | | RPI 51-100 | | RPI 101-150 | | RPI 150+ | |
| 6-7-4 | 0-0-0 | 0-0-0 | | OVERALL | | 0-1-0 | | 2-2-0 | | 4-4-4 | |
| 1-4-4 | 0-0-0 | 0-0-0 | | HOME | | 0-0-0 | | 1-2-0 | | 0-2-4 | |
| 5-3-0 | 0-0-0 | 0-0-0 | | AWAY | | 0-1-0 | | 1-0-0 | | 4-2-0 | |
| 0-0-0 | 0-0-0 | 0-0-0 | | NEUTRAL | | 0-0-0 | | 0-0-0 | | 0-0-0 | |
| <hr/> | | | | | | | | | | | |
| 3-3-2 | 0-0-0 | 0-0-0 | | NON-CONFERENCE | | 0-1-0 | | 2-1-0 | | 1-1-2 | |
| 1-1-2 | 0-0-0 | 0-0-0 | | HOME | | 0-0-0 | | 1-1-0 | | 0-0-2 | |
| 2-2-0 | 0-0-0 | 0-0- | | AWAY | | 0-1-0 | | 1-0-0 | | 1-1-0 | |
| 0-0-0 | 0-0-0 | 0-0-0 | | NEUTRAL | | 0-0-0 | | 0-0-0 | | 0-0-0 | |
| <hr/> | | | | | | | | | | | |
| 3-4-2 | 0-0-0 | 0-0-0 | | CONFERENCE | | 0-0-0 | | 0-1-0 | | 3-3-2 | |
| 0-3-2 | 0-0-0 | 0-0-0 | | HOME | | 0-0-0 | | 0-1-0 | | 0-2-2 | |
| 3-1-0 | 0-0-0 | 0-0-0 | | AWAY | | 0-0-0 | | 0-0-0 | | 3-1-0 | |
| 0-0-0 | 0-0-0 | 0-0-0 | | NEUTRAL | | 0-0-0 | | 0-0-0 | | 0-0-0 | |
| <hr/> | | | | | | | | | | | |
| RPI | S | Opponent | Score | RPI | S | Opponent | Score | RPI | S | Opponent | Score |
| | | | | | | | | 88 | A | Samford | 0 2 |
| | | | | | | | | 110 | H | UT Martin | 2 4 |
| | | | | | | | | 116 | H | Evansville | 0 2 |
| | | | | | | | | 119 | H | Middle Tenn. | 1 0 |
| | | | | | | | | 134 | A | Valparaiso | 2 1 |
| | | | | | | | | 163 | A | Appalachian St. | 1 4 |
| | | | | | | | | 169 | H | Southeast Mo. St. | 0 1 |
| | | | | | | | | 182 | H | Morehead St. | 2 2 |
| | | | | | | | | 183 | H | SIUE | 0 1 |
| | | | | | | | | 192 | A | Jacksonville St. | 2 4 |
| | | | | | | | | 193 | H | Georgia St. | 0 0 |
| | | | | | | | | 206 | A | Murray St. | 2 0 |
| | | | | | | | | 282 | H | Indiana St. | 1 1 |
| | | | | | | | | 283 | A | UNC Asheville | 2 1 |
| | | | | | | | | 296 | H | Eastern Ky. | 0 0 |
| | | | | | | | | 299 | A | Tennessee Tech | 2 0 |
| | | | | | | | | 312 | A | Eastern Ill. | 3 1 |
| | | | | | | | | <hr/> | | | |
| LAST 10 GAMES | | | | | | | | | | | |
| 206 A Murray St. | | | | 2 | 0 | 183 H SIUE | | | | 0 | 1 |
| 110 H UT Martin | | | | 2 | 4 | 312 A Eastern Ill. | | | | 3 | 1 |
| 192 A Jacksonville St. | | | | 2 | 4 | 296 H Eastern Ky. | | | | 0 | 0 |
| 299 A Tennessee Tech | | | | 2 | 0 | 182 H Morehead St. | | | | 2 | 2 |
| 169 H Southeast Mo. St. | | | | 0 | 1 | 116 H Evansville | | | | 0 | 2 |

Non-Div. I Games:

Belmont

| Average RPI Win: | 242 | WON-LOST | WINNING | LAST 10 | STRENGTH OF | OPP. STRENGTH | TEAM | ADJ | CONF. | ADJ CONF. | |
|-------------------|----------|-----------|---------------|----------------|-------------|---------------|----------------|-------------|-------|--------------------|-------|
| Average RPI Loss: | 152 | RECORD | PCT. RANK | GAMES | SCHEDULE | OF SCHEDULE | RPI | RPI | RPI | RPI | |
| DIV. I ONLY | 8-6-4 | .55556 | 127 | 6-3-1 | 242 | 232 | 191 | .48548 | 197 | 20 | 20 |
| DIV. I NON-CONF. | 3-3-3 | .5 | 153 | 1-0-0 | 250 | 196 | 218 | .46687 | 221 | 23 | 23 |
| <hr/> | | | | | | | | | | | |
| TOTALS | RPI 1-25 | RPI 26-50 | | W-L RECORDS | | RPI 51-100 | | RPI 101-150 | | RPI 150+ | |
| 8-6-4 | 0-0-0 | 0-0-0 | | OVERALL | | 0-2-1 | | 2-1-1 | | 6-3-2 | |
| 4-3-1 | 0-0-0 | 0-0-0 | | HOME | | 0-1-1 | | 2-1-0 | | 2-1-0 | |
| 4-3-3 | 0-0-0 | 0-0-0 | | AWAY | | 0-1-0 | | 0-0-1 | | 4-2-2 | |
| 0-0-0 | 0-0-0 | 0-0-0 | | NEUTRAL | | 0-0-0 | | 0-0-0 | | 0-0-0 | |
| <hr/> | | | | | | | | | | | |
| 3-3-3 | 0-0-0 | 0-0-0 | | NON-CONFERENCE | | 0-1-0 | | 1-0-1 | | 2-2-2 | |
| 1-2-0 | 0-0-0 | 0-0-0 | | HOME | | 0-1-0 | | 1-0-0 | | 0-1-0 | |
| 2-1-3 | 0-0-0 | 0-0- | | AWAY | | 0-0-0 | | 0-0-1 | | 2-1-2 | |
| 0-0-0 | 0-0-0 | 0-0-0 | | NEUTRAL | | 0-0-0 | | 0-0-0 | | 0-0-0 | |
| <hr/> | | | | | | | | | | | |
| 5-3-1 | 0-0-0 | 0-0-0 | | CONFERENCE | | 0-1-1 | | 1-1-0 | | 4-1-0 | |
| 3-1-1 | 0-0-0 | 0-0-0 | | HOME | | 0-0-1 | | 1-1-0 | | 2-0-0 | |
| 2-2-0 | 0-0-0 | 0-0-0 | | AWAY | | 0-1-0 | | 0-0-0 | | 2-1-0 | |
| 0-0-0 | 0-0-0 | 0-0-0 | | NEUTRAL | | 0-0-0 | | 0-0-0 | | 0-0-0 | |
| <hr/> | | | | | | | | | | | |
| RPI S | Opponent | Score | RPI S | Opponent | Score | RPI S | Opponent | Score | RPI S | Opponent | Score |
| | | | | | | 87 H | East Carolina | 0 1 | 119 H | Middle Tenn. | 1 0 |
| | | | | | | 88 A | Samford | 1 4 | 120 H | UNC Greensboro | 0 1 |
| | | | | | | 95 H | Furman | 1 1 | 142 H | East Tenn. St. | 3 2 |
| | | | | | | | | | 145 A | High Point | 1 1 |
| | | | | | | | | | 156 A | Mercer | 0 1 |
| | | | | | | | | | 164 A | Lipscomb | 0 1 |
| | | | | | | | | | 207 A | Campbell | 3 0 |
| | | | | | | | | | 221 A | Longwood | 1 1 |
| | | | | | | | | | 224 H | Wofford | 3 0 |
| | | | | | | | | | 239 A | North Carolina St. | 1 1 |
| | | | | | | | | | 296 H | Eastern Ky. | 0 1 |
| | | | | | | | | | 299 A | Tennessee Tech | 3 0 |
| | | | | | | | | | 303 A | Citadel | 3 1 |
| | | | | | | | | | 317 H | VMI | 3 0 |
| | | | | | | | | | 327 A | Chattanooga | 4 0 |
| | | | LAST 10 GAMES | | | | | | | | |
| | | | | | | | | | | | |
| | | | | | | | | | | | |
| | | | | | | | | | | | |
| | | | | | | | | | | | |
| | | | | | | | | | | | |
| | | | | | | 142 H | East Tenn. St. | 3 2 | 88 A | Samford | 1 4 |
| | | | | | | 317 H | VMI | 3 0 | 327 A | Chattanooga | 4 0 |
| | | | | | | 120 H | UNC Greensboro | 0 1 | 95 H | Furman | 1 1 |
| | | | | | | 156 A | Mercer | 0 1 | 224 H | Wofford | 3 0 |
| | | | | | | 303 A | Citadel | 3 1 | 119 H | Middle Tenn. | 1 0 |

Non-Div. I Games:

Western Caro.

| | | | | | | | | | | | | | | | | | | | |
|---------------------|----------|-----------|-----------|----------------|-------------|--------------------|-------|---------------|-------|--------------------|-------|---|---|--------------------|--|--|--|---|---|
| Average RPI Win: | 206 | WON-LOST | WINNING | LAST 10 | STRENGTH OF | OPP. STRENGTH | TEAM | ADJ | CONF. | ADJ CONF. | | | | | | | | | |
| Average RPI Loss: | 223 | RECORD | PCT. RANK | GAMES | SCHEDULE | OF SCHEDULE | RPI | RPI | RPI | RPI | | | | | | | | | |
| DIV. I ONLY | 9-7-2 | .55556 | 127 | 6-2-2 | 250 | 216 | 198 | .48534 | 198 | 25 | 25 | | | | | | | | |
| DIV. I NON-CONF. | 3-5-1 | .38889 | 231 | 0-0-1 | 303 | 135 | 278 | .41829 | 275 | 30 | 30 | | | | | | | | |
| <hr/> | | | | | | | | | | | | | | | | | | | |
| TOTALS | RPI 1-25 | RPI 26-50 | | W-L RECORDS | | RPI 51-100 | | RPI 101-150 | | RPI 150+ | | | | | | | | | |
| 9-7-2 | 0-0-0 | 0-0-0 | | OVERALL | | 0-0-1 | | 3-1-0 | | 6-6-1 | | | | | | | | | |
| 8-1-0 | 0-0-0 | 0-0-0 | | HOME | | 0-0-0 | | 3-0-0 | | 5-1-0 | | | | | | | | | |
| 1-5-2 | 0-0-0 | 0-0-0 | | AWAY | | 0-0-1 | | 0-1-0 | | 1-4-1 | | | | | | | | | |
| 0-1-0 | 0-0-0 | 0-0-0 | | NEUTRAL | | 0-0-0 | | 0-0-0 | | 0-1-0 | | | | | | | | | |
| 3-5-1 | 0-0-0 | 0-0-0 | | NON-CONFERENCE | | 0-0-1 | | 1-1-0 | | 2-4-0 | | | | | | | | | |
| 3-1-0 | 0-0-0 | 0-0-0 | | HOME | | 0-0-0 | | 1-0-0 | | 2-1-0 | | | | | | | | | |
| 0-3-1 | 0-0-0 | 0-0- | | AWAY | | 0-0-1 | | 0-1-0 | | 0-2-0 | | | | | | | | | |
| 0-1-0 | 0-0-0 | 0-0-0 | | NEUTRAL | | 0-0-0 | | 0-0-0 | | 0-1-0 | | | | | | | | | |
| 6-2-1 | 0-0-0 | 0-0-0 | | CONFERENCE | | 0-0-0 | | 2-0-0 | | 4-2-1 | | | | | | | | | |
| 5-0-0 | 0-0-0 | 0-0-0 | | HOME | | 0-0-0 | | 2-0-0 | | 3-0-0 | | | | | | | | | |
| 1-2-1 | 0-0-0 | 0-0-0 | | AWAY | | 0-0-0 | | 0-0-0 | | 1-2-1 | | | | | | | | | |
| 0-0-0 | 0-0-0 | 0-0-0 | | NEUTRAL | | 0-0-0 | | 0-0-0 | | 0-0-0 | | | | | | | | | |
| RPI | S | Opponent | Score | RPI | S | Opponent | Score | RPI | S | Opponent | Score | | | | | | | | |
| | | | | | | | | 84 | A | Ga. Southern | 2 | 2 | | | | | | | |
| | | | | | | | | 106 | H | Liberty | 1 | 0 | | | | | | | |
| | | | | | | | | 115 | H | Charlotte | 2 | 1 | | | | | | | |
| | | | | | | | | 141 | A | Jacksonville | 1 | 2 | | | | | | | |
| | | | | | | | | 145 | H | High Point | 1 | 0 | | | | | | | |
| | | | | | | | | 184 | A | UNCW | 0 | 7 | | | | | | | |
| | | | | | | | | 207 | H | Campbell | 2 | 0 | | | | | | | |
| | | | | | | | | 219 | N | Elon | 0 | 1 | | | | | | | |
| | | | | | | | | 221 | H | Longwood | 2 | 1 | | | | | | | |
| | | | | | | | | 224 | H | Wofford | 1 | 0 | | | | | | | |
| | | | | | | | | 239 | A | North Carolina St. | 0 | 3 | | | | | | | |
| | | | | | | | | 244 | A | Radford | 0 | 1 | | | | | | | |
| | | | | | | | | 248 | H | Davidson | 0 | 2 | | | | | | | |
| | | | | | | | | 249 | A | Gardner-Webb | 4 | 1 | | | | | | | |
| | | | | | | | | 262 | A | Winthrop | 1 | 1 | | | | | | | |
| | | | | | | | | 283 | A | UNC Asheville | 0 | 1 | | | | | | | |
| | | | | | | | | 286 | H | Presbyterian | 3 | 0 | | | | | | | |
| | | | | | | | | 303 | H | Citadel | 2 | 0 | | | | | | | |
| | | | | | | | | LAST 10 GAMES | | | | | | | | | | | |
| | | | | | | | | 106 H Liberty | | | | 1 | 0 | 286 H Presbyterian | | | | 3 | 0 |
| 244 A Radford | | | | 0 | 1 | 145 H High Point | | | | 1 | 0 | | | | | | | | |
| 283 A UNC Asheville | | | | 0 | 1 | 249 A Gardner-Webb | | | | 4 | 1 | | | | | | | | |
| 207 H Campbell | | | | 2 | 0 | 221 H Longwood | | | | 2 | 1 | | | | | | | | |
| 262 A Winthrop | | | | 1 | 1 | 84 A Ga. Southern | | | | 2 | 2 | | | | | | | | |

Non-Div. I Games:

Coastal Caro.

| | | | | | | | | | | | | | | |
|-------------------|----------|---------------------|-----------|----------------|-------------|---------------|--------------------|-------------|--------|-----------|----|--------------------|-------|---|
| Average RPI Win: | 178 | WON-LOST | WINNING | LAST 10 | STRENGTH OF | OPP. STRENGTH | TEAM | ADJ | CONF. | ADJ CONF. | | | | |
| Average RPI Loss: | 110 | RECORD | PCT. RANK | GAMES | SCHEDULE | OF SCHEDULE | RPI | RPI | RPI | RPI | | | | |
| DIV. I ONLY | | 5-10-2 | .35294 | 255 | 1-8-1 | 88 | 147 | 199 | .48505 | 199 | 12 | 12 | | |
| DIV. I NON-CONF. | | 4-3-1 | .5625 | 132 | 0-1-0 | 122 | 174 | 120 | .52659 | 121 | 12 | 13 | | |
| ----- | | | | | | | | | | | | | | |
| TOTALS | RPI 1-25 | RPI 26-50 | | W-L RECORDS | | RPI 51-100 | | RPI 101-150 | | RPI 150+ | | | | |
| 5-10-2 | 0-1-0 | 0-0-0 | | OVERALL | | 0-5-0 | | 2-1-0 | | 3-3-2 | | | | |
| 2-4-1 | 0-0-0 | 0-0-0 | | HOME | | 0-3-0 | | 0-0-0 | | 2-1-1 | | | | |
| 3-6-1 | 0-1-0 | 0-0-0 | | AWAY | | 0-2-0 | | 2-1-0 | | 1-2-1 | | | | |
| 0-0-0 | 0-0-0 | 0-0-0 | | NEUTRAL | | 0-0-0 | | 0-0-0 | | 0-0-0 | | | | |
| | | | | | | | | | | | | | | |
| 4-3-1 | 0-1-0 | 0-0-0 | | NON-CONFERENCE | | 0-1-0 | | 1-0-0 | | 3-1-1 | | | | |
| 2-1-0 | 0-0-0 | 0-0-0 | | HOME | | 0-1-0 | | 0-0-0 | | 2-0-0 | | | | |
| 2-2-1 | 0-1-0 | 0-0- | | AWAY | | 0-0-0 | | 1-0-0 | | 1-1-1 | | | | |
| 0-0-0 | 0-0-0 | 0-0-0 | | NEUTRAL | | 0-0-0 | | 0-0-0 | | 0-0-0 | | | | |
| | | | | | | | | | | | | | | |
| 1-7-1 | 0-0-0 | 0-0-0 | | CONFERENCE | | 0-4-0 | | 1-1-0 | | 0-2-1 | | | | |
| 0-3-1 | 0-0-0 | 0-0-0 | | HOME | | 0-2-0 | | 0-0-0 | | 0-1-1 | | | | |
| 1-4-0 | 0-0-0 | 0-0-0 | | AWAY | | 0-2-0 | | 1-1-0 | | 0-1-0 | | | | |
| 0-0-0 | 0-0-0 | 0-0-0 | | NEUTRAL | | 0-0-0 | | 0-0-0 | | 0-0-0 | | | | |
| ----- | | | | | | | | | | | | | | |
| RPI | S | Opponent | Score | | RPI | S | Opponent | Score | | RPI | S | Opponent | Score | |
| 17 | A | Kansas | 1 | 2 | | | | | | 114 | A | Texas St. | 3 | 2 |
| | | | | | | | 65 H Rice | 0 | 3 | 119 | A | Middle Tenn. | 3 | 0 |
| | | | | | | | 70 H North Texas | 0 | 2 | 131 | A | Marshall | 0 | 1 |
| | | | | | | | 76 H Baylor | 0 | 4 | 152 | H | Fla. Atlantic | 1 | 1 |
| | | | | | | | 81 A UTEP | 0 | 2 | 160 | H | FIU | 1 | 2 |
| | | | | | | | 93 A Western Ky. | 1 | 3 | 175 | A | Sam Houston St. | 2 | 1 |
| | | | | | | | | | | 202 | A | SMU | 1 | 2 |
| | | | | | | | | | | 205 | A | UAB | 0 | 5 |
| | | | | | | | | | | 216 | H | Houston Baptist | 1 | 0 |
| | | | | | | | | | | 267 | H | McNeese St. | 4 | 3 |
| | | | | | | | | | | 271 | A | A&M-Corpus Christi | 0 | 0 |
| ----- | | | | | | | | | | | | | | |
| LAST 10 GAMES | | | | | | | | | | | | | | |
| | | 152 H Fla. Atlantic | 1 | 1 | | | 70 H North Texas | 0 | 2 | | | | | |
| | | 160 H FIU | 1 | 2 | | | 65 H Rice | 0 | 3 | | | | | |
| | | 81 A UTEP | 0 | 2 | | | 119 A Middle Tenn. | 3 | 0 | | | | | |
| | | 93 A Western Ky. | 1 | 3 | | | 205 A UAB | 0 | 5 | | | | | |
| | | 131 A Marshall | 0 | 1 | | | 76 H Baylor | 0 | 4 | | | | | |

Non-Div. I Games:

UTSA

| Average RPI Win: 247 | | WON-LOST | WINNING | LAST 10 | STRENGTH OF | | OPP. STRENGTH | TEAM | ADJ | CONF. | ADJ CONF. |
|-----------------------|----------|----------|-----------|--------------|----------------|-------|---------------|-------|-------------|-------------------|-----------|
| Average RPI Loss: 141 | | RECORD | PCT. RANK | GAMES | SCHEDULE | | OF SCHEDULE | RPI | RPI | RPI | RPI |
| DIV. I ONLY | | 7-8-2 | .47059 | 185 | 5-3-2 | | 171 | 214 | 201 | .48438 | 200 |
| DIV. I NON-CONF. | | 3-6-0 | .33333 | 251 | 1-1-0 | | 114 | 195 | 219 | .46902 | 218 |
| TOTALS | | RPI 1-25 | RPI 26-50 | | W-L RECORDS | | RPI 51-100 | | RPI 101-150 | | RPI 150+ |
| 7-8-2 | | 0-0-0 | 0-1-0 | | OVERALL | | 0-1-0 | | 1-3-1 | | 6-3-1 |
| 3-4-1 | | 0-0-0 | 0-1-0 | | HOME | | 0-0-0 | | 0-2-1 | | 3-1-0 |
| 3-3-1 | | 0-0-0 | 0-0-0 | | AWAY | | 0-1-0 | | 1-0-0 | | 2-2-1 |
| 1-1-0 | | 0-0-0 | 0-0-0 | | NEUTRAL | | 0-0-0 | | 0-1-0 | | 1-0-0 |
| 3-6-0 | | 0-0-0 | 0-1-0 | | NON-CONFERENCE | | 0-1-0 | | 1-2-0 | | 2-2-0 |
| 1-3-0 | | 0-0-0 | 0-1-0 | | HOME | | 0-0-0 | | 0-1-0 | | 1-1-0 |
| 1-2-0 | | 0-0-0 | 0-0- | | AWAY | | 0-1-0 | | 1-0-0 | | 0-1-0 |
| 1-1-0 | | 0-0-0 | 0-0-0 | | NEUTRAL | | 0-0-0 | | 0-1-0 | | 1-0-0 |
| 4-2-2 | | 0-0-0 | 0-0-0 | | CONFERENCE | | 0-0-0 | | 0-1-1 | | 4-1-1 |
| 2-1-1 | | 0-0-0 | 0-0-0 | | HOME | | 0-0-0 | | 0-1-1 | | 2-0-0 |
| 2-1-1 | | 0-0-0 | 0-0-0 | | AWAY | | 0-0-0 | | 0-0-0 | | 2-1-1 |
| 0-0-0 | | 0-0-0 | 0-0-0 | | NEUTRAL | | 0-0-0 | | 0-0-0 | | 0-0-0 |
| RPI S | Opponent | Score | RPI S | Opponent | Score | RPI S | Opponent | Score | RPI S | Opponent | Score |
| | | | 42 H | Harvard | 0 1 | 62 A | Northeastern | 0 1 | 122 H | Hartford | 0 1 |
| | | | | | | | | | 127 H | Holy Cross | 0 3 |
| | | | | | | | | | 130 A | Yale | 1 0 |
| | | | | | | | | | 143 H | UMBC | 0 0 |
| | | | | | | | | | 148 N | Central Conn. St. | 0 1 |
| | | | | | | | | | 168 A | Massachusetts | 1 2 |
| | | | | | | | | | 226 H | Siena | 1 2 |
| | | | | | | | | | 229 A | Maine | 0 0 |
| | | | | | | | | | 233 A | Albany (NY) | 2 4 |
| | | | | | | | | | 236 A | Binghamton | 1 0 |
| | | | | | | | | | 241 H | Stony Brook | 1 0 |
| | | | | | | | | | 275 N | Youngstown St. | 1 0 |
| | | | | | | | | | 276 A | UMass Lowell | 2 0 |
| | | | | | | | | | 285 H | Vermont | 1 0 |
| | | | | | | | | | 289 H | Bryant | 1 0 |
| LAST 10 GAMES | | | | | | | | | | | |
| | | | 241 H | Stony Brook | 1 0 | 229 A | Maine | 0 0 | | | |
| | | | 276 A | UMass Lowell | 2 0 | 233 A | Albany (NY) | 2 4 | | | |
| | | | 236 A | Binghamton | 1 0 | 285 H | Vermont | 1 0 | | | |
| | | | 122 H | Hartford | 0 1 | 130 A | Yale | 1 0 | | | |
| | | | 143 H | UMBC | 0 0 | 42 H | Harvard | 0 1 | | | |

Non-Div. I Games:

New Hampshire

| Average RPI Win: 246 | | WON-LOST RECORD | | WINNING PCT. RANK | | LAST 10 GAMES | | STRENGTH OF SCHEDULE | | OPP. STRENGTH OF SCHEDULE | | TEAM RPI | | ADJ RPI | | CONF. RPI | | ADJ CONF. RPI | |
|----------------------|----------|-----------------|---|-------------------|---------------|----------------|---|----------------------|---------------|---------------------------|---|----------|---------------|------------|---|-----------|--|---------------|--|
| DIV. I ONLY | | 6-11-1 | | .36111 249 | | 4-6-0 | | 91 | | 178 | | 202 | | .4835 201 | | 16 | | 16 | |
| DIV. I NON-CONF. | | 2-5-1 | | .3125 267 | | 0-0-0 | | 84 | | 168 | | 209 | | .47603 209 | | 16 | | 16 | |
| TOTALS | | RPI 1-25 | | RPI 26-50 | | W-L RECORDS | | RPI 51-100 | | RPI 101-150 | | RPI 150+ | | | | | | | |
| 6-11-1 | | 0-1-0 | | 0-2-0 | | OVERALL | | 0-3-0 | | 0-3-0 | | 6-2-1 | | | | | | | |
| 4-3-0 | | 0-0-0 | | 0-1-0 | | HOME | | 0-0-0 | | 0-1-0 | | 4-1-0 | | | | | | | |
| 2-8-1 | | 0-1-0 | | 0-1-0 | | AWAY | | 0-3-0 | | 0-2-0 | | 2-1-1 | | | | | | | |
| 0-0-0 | | 0-0-0 | | 0-0-0 | | NEUTRAL | | 0-0-0 | | 0-0-0 | | 0-0-0 | | | | | | | |
| 2-5-1 | | 0-1-0 | | 0-1-0 | | NON-CONFERENCE | | 0-2-0 | | 0-0-0 | | 2-1-1 | | | | | | | |
| 2-0-0 | | 0-0-0 | | 0-0-0 | | HOME | | 0-0-0 | | 0-0-0 | | 2-0-0 | | | | | | | |
| 0-5-1 | | 0-1-0 | | 0-0- | | AWAY | | 0-2-0 | | 0-0-0 | | 0-1-1 | | | | | | | |
| 0-0-0 | | 0-0-0 | | 0-0-0 | | NEUTRAL | | 0-0-0 | | 0-0-0 | | 0-0-0 | | | | | | | |
| 4-6-0 | | 0-0-0 | | 0-1-0 | | CONFERENCE | | 0-1-0 | | 0-3-0 | | 4-1-0 | | | | | | | |
| 2-3-0 | | 0-0-0 | | 0-1-0 | | HOME | | 0-0-0 | | 0-1-0 | | 2-1-0 | | | | | | | |
| 2-3-0 | | 0-0-0 | | 0-0-0 | | AWAY | | 0-1-0 | | 0-2-0 | | 2-0-0 | | | | | | | |
| 0-0-0 | | 0-0-0 | | 0-0-0 | | NEUTRAL | | 0-0-0 | | 0-0-0 | | 0-0-0 | | | | | | | |
| RPI S | Opponent | Score | | RPI S | Opponent | Score | | RPI S | Opponent | Score | | RPI S | Opponent | Score | | | | | |
| 24 A | DePaul | 1 | 2 | 33 A | Michigan | 0 | 3 | 55 A | Illinois St. | 1 | 5 | 109 A | Ball St. | 0 | 2 | | | | |
| | | | | 47 H | Buffalo | 0 | 1 | 59 A | Miami (OH) | 0 | 2 | 111 A | Eastern Mich. | 0 | 2 | | | | |
| | | | | | | | | 94 A | Colorado Col. | 1 | 3 | 150 H | Western Mich. | 0 | 1 | | | | |
| | | | | | | | | | | | | 162 A | Kent St. | 1 | 0 | | | | |
| | | | | | | | | | | | | 223 A | Air Force | 2 | 3 | | | | |
| | | | | | | | | | | | | 225 H | Northern Ill. | 1 | 2 | | | | |
| | | | | | | | | | | | | 230 A | Detroit | 0 | 0 | | | | |
| | | | | | | | | | | | | 245 H | Akron | 3 | 0 | | | | |
| | | | | | | | | | | | | 250 H | Oakland | 2 | 1 | | | | |
| | | | | | | | | | | | | 253 H | Ohio | 3 | 0 | | | | |
| | | | | | | | | | | | | 259 A | Bowling Green | 1 | 0 | | | | |
| | | | | | | | | | | | | 308 H | IPFW | 2 | 0 | | | | |
| | | | | LAST 10 GAMES | | | | | | | | | | | | | | | |
| | | | | 162 A | Kent St. | 1 | 0 | 259 A | Bowling Green | 1 | 0 | | | | | | | | |
| | | | | 253 H | Ohio | 3 | 0 | 59 A | Miami (OH) | 0 | 2 | | | | | | | | |
| | | | | 245 H | Akron | 3 | 0 | 109 A | Ball St. | 0 | 2 | | | | | | | | |
| | | | | 47 H | Buffalo | 0 | 1 | 150 H | Western Mich. | 0 | 1 | | | | | | | | |
| | | | | 111 A | Eastern Mich. | 0 | 2 | 225 H | Northern Ill. | 1 | 2 | | | | | | | | |

Non-Div. I Games:

Central Mich.

SMU

Average RPI Win: 208

Average RPI Loss: 67

WON-LOST RECORD

WINNING PCT. RANK

LAST 10 GAMES

STRENGTH OF SCHEDULE

OPP. STRENGTH OF SCHEDULE

TEAM RPI

ADJ RPI

CONF. RPI

ADJ CONF. RPI

DIV. I ONLY

DIV. I NON-CONF.

6-13-0

4-6-0

.31579

.4

272

220

2-8-0

0-1-0

92

169

76

99

203

200

.48335

.48096

202

200

6

6

6

6

TOTALS

RPI 1-25

RPI 26-50

W-L RECORDS

RPI 51-100

RPI 101-150

RPI 150+

6-13-0

0-3-0

0-5-0

OVERALL

1-2-0

1-2-0

4-1-0

4-6-0

0-1-0

0-3-0

HOME

1-1-0

1-0-0

2-1-0

2-7-0

0-2-0

0-2-0

AWAY

0-1-0

0-2-0

2-0-0

0-0-0

0-0-0

0-0-0

NEUTRAL

0-0-0

0-0-0

0-0-0

4-6-0

0-1-0

0-3-0

NON-CONFERENCE

0-0-0

1-1-0

3-1-0

3-3-0

0-0-0

0-2-0

HOME

0-0-0

1-0-0

2-1-0

1-3-0

0-1-0

0-0-

AWAY

0-0-0

0-1-0

1-0-0

0-0-0

0-0-0

0-0-0

NEUTRAL

0-0-0

0-0-0

0-0-0

2-7-0

0-2-0

0-2-0

CONFERENCE

1-2-0

0-1-0

1-0-0

1-3-0

0-1-0

0-1-0

HOME

1-1-0

0-0-0

0-0-0

1-4-0

0-1-0

0-1-0

AWAY

0-1-0

0-1-0

1-0-0

0-0-0

0-0-0

0-0-0

NEUTRAL

0-0-0

0-0-0

0-0-0

RPI S Opponent Score

16 A UCF 0 3

17 A Kansas 0 3

25 H UConn 1 3

RPI S Opponent Score

28 A South Fla. 1 2

31 H BYU 0 3

34 H Missouri 1 3

43 H Memphis 1 4

46 A TCU 1 4

RPI S Opponent Score

78 H Tulsa 1 2

87 A East Carolina 0 2

98 H Temple 1 0

RPI S Opponent Score

108 A Cincinnati 0 1

112 A Nebraska 0 4

140 H Gonzaga 2 1

199 H UTSA 2 1

222 A Houston 3 2

243 H Oral Roberts 1 2

272 A Colorado St. 1 0

315 H Texas Southern 1 0

LAST 10 GAMES

43 H Memphis 1 4

78 H Tulsa 1 2

87 A East Carolina 0 2

108 A Cincinnati 0 1

25 H UConn 1 3

98 H Temple 1 0

28 A South Fla. 1 2

16 A UCF 0 3

31 H BYU 0 3

222 A Houston 3 2

S

M

U

Non-Div. I Games:

SMU

| Average RPI Win: 286 | | WON-LOST RECORD | WINNING PCT. RANK | LAST 10 GAMES | STRENGTH OF SCHEDULE | OPP. STRENGTH OF SCHEDULE | TEAM RPI | ADJ RPI | CONF. RPI | ADJ CONF. RPI | | | | | |
|-----------------------|---|--------------------|----------------------|------------------|-------------------------|------------------------------|-------------|------------|--------------|------------------|-------|----------|---|------------------|-----|
| Average RPI Loss: 104 | | | | | | | | | | | | | | | |
| DIV. I ONLY | | 11-7-1 | .60526 | 102 | 2-7-1 | 286 | 262 | 205 | .4828 | 203 | 15 | 15 | | | |
| DIV. I NON-CONF. | | 9-1-0 | .9 | 13 | 0-1-0 | 325 | 311 | 166 | .50126 | 166 | 17 | 17 | | | |
| <hr/> | | | | | | | | | | | | | | | |
| TOTALS | | RPI 1-25 | | RPI 26-50 | | W-L RECORDS | | RPI 51-100 | | RPI 101-150 | | RPI 150+ | | | |
| 11-7-1 | | 0-0-0 | | 0-1-0 | | OVERALL | | 0-3-0 | | 0-1-0 | | 11-2-1 | | | |
| 8-4-0 | | 0-0-0 | | 0-0-0 | | HOME | | 0-2-0 | | 0-1-0 | | 8-1-0 | | | |
| 3-3-1 | | 0-0-0 | | 0-1-0 | | AWAY | | 0-1-0 | | 0-0-0 | | 3-1-1 | | | |
| 0-0-0 | | 0-0-0 | | 0-0-0 | | NEUTRAL | | 0-0-0 | | 0-0-0 | | 0-0-0 | | | |
| <hr/> | | | | | | | | | | | | | | | |
| 9-1-0 | | 0-0-0 | | 0-1-0 | | NON-CONFERENCE | | 0-0-0 | | 0-0-0 | | 9-0-0 | | | |
| 7-0-0 | | 0-0-0 | | 0-0-0 | | HOME | | 0-0-0 | | 0-0-0 | | 7-0-0 | | | |
| 2-1-0 | | 0-0-0 | | 0-0- | | AWAY | | 0-0-0 | | 0-0-0 | | 2-0-0 | | | |
| 0-0-0 | | 0-0-0 | | 0-0-0 | | NEUTRAL | | 0-0-0 | | 0-0-0 | | 0-0-0 | | | |
| <hr/> | | | | | | | | | | | | | | | |
| 2-6-1 | | 0-0-0 | | 0-0-0 | | CONFERENCE | | 0-3-0 | | 0-1-0 | | 2-2-1 | | | |
| 1-4-0 | | 0-0-0 | | 0-0-0 | | HOME | | 0-2-0 | | 0-1-0 | | 1-1-0 | | | |
| 1-2-1 | | 0-0-0 | | 0-0-0 | | AWAY | | 0-1-0 | | 0-0-0 | | 1-1-1 | | | |
| 0-0-0 | | 0-0-0 | | 0-0-0 | | NEUTRAL | | 0-0-0 | | 0-0-0 | | 0-0-0 | | | |
| <hr/> | | | | | | | | | | | | | | | |
| RPI | S | Opponent | Score | RPI | S | Opponent | Score | RPI | S | Opponent | Score | | | | |
| | | | | 30 | A | Texas | 0 2 | 81 | H | South Ala. | 1 2 | 114 | H | Texas St. | 1 2 |
| | | | | | | | | 84 | A | Ga. Southern | 2 3 | 163 | H | Appalachian St. | 0 3 |
| | | | | | | | | 92 | H | Troy | 0 3 | 167 | A | La.-Lafayette | 1 2 |
| | | | | | | | | | | | | 193 | A | Georgia St. | 1 1 |
| | | | | | | | | | | | | 195 | A | Missouri St. | 1 0 |
| | | | | | | | | | | | | 238 | A | La.-Monroe | 2 0 |
| | | | | | | | | | | | | 261 | H | South Dakota | 1 0 |
| | | | | | | | | | | | | 270 | H | Nicholls St. | 3 1 |
| | | | | | | | | | | | | 288 | A | Northwestern St. | 1 0 |
| | | | | | | | | | | | | 294 | H | Arkansas St. | 2 1 |
| | | | | | | | | | | | | 299 | H | Tennessee Tech | 1 0 |
| | | | | | | | | | | | | 316 | H | Southern U. | 6 0 |
| | | | | | | | | | | | | 322 | H | Mississippi Val. | 9 0 |
| | | | | | | | | | | | | 329 | H | Chicago St. | 7 0 |
| | | | | | | | | | | | | 330 | H | Ark.-Pine Bluff | 7 1 |
| <hr/> | | | | | | | | | | | | | | | |
| LAST 10 GAMES | | | | | | | | | | | | | | | |
| | | | | 81 | H | South Ala. | 1 2 | 167 | A | La.-Lafayette | 1 2 | | | | |
| | | | | 92 | H | Troy | 0 3 | 84 | A | Ga. Southern | 2 3 | | | | |
| | | | | 30 | A | Texas | 0 2 | 193 | A | Georgia St. | 1 1 | | | | |
| | | | | 294 | H | Arkansas St. | 2 1 | 114 | H | Texas St. | 1 2 | | | | |
| | | | | 238 | A | La.-Monroe | 2 0 | 163 | H | Appalachian St. | 0 3 | | | | |

Non-Div. I Games:

UALR

| Average RPI Win: 224 | | WON-LOST | WINNING | LAST 10 | STRENGTH OF | | OPP. STRENGTH | TEAM | ADJ | | CONF. | ADJ CONF. |
|-----------------------|----------|----------|-----------|----------|----------------|-------|----------------|-------|-------------|-------------------|----------|-----------|
| Average RPI Loss: 191 | | RECORD | PCT. RANK | GAMES | SCHEDULE | | OF SCHEDULE | RPI | RPI | | RPI | RPI |
| DIV. I ONLY | | 9-8-2 | .52632 | 156 | 4-4-1 | | 227 | 218 | 200 | | 22 | 22 |
| DIV. I NON-CONF. | | 5-4-1 | .55 | 145 | 0-0-0 | | 248 | 186 | 197 | | 22 | 21 |
| TOTALS | | RPI 1-25 | RPI 26-50 | | W-L RECORDS | | RPI 51-100 | | RPI 101-150 | | RPI 150+ | |
| 9-8-2 | | 0-0-0 | 0-0-0 | | OVERALL | | 1-1-0 | | 0-2-2 | | 8-5-0 | |
| 5-4-2 | | 0-0-0 | 0-0-0 | | HOME | | 1-0-0 | | 0-1-2 | | 4-3-0 | |
| 4-4-0 | | 0-0-0 | 0-0-0 | | AWAY | | 0-1-0 | | 0-1-0 | | 4-2-0 | |
| 0-0-0 | | 0-0-0 | 0-0-0 | | NEUTRAL | | 0-0-0 | | 0-0-0 | | 0-0-0 | |
| 5-4-1 | | 0-0-0 | 0-0-0 | | NON-CONFERENCE | | 1-1-0 | | 0-0-1 | | 4-3-0 | |
| 4-2-1 | | 0-0-0 | 0-0-0 | | HOME | | 1-0-0 | | 0-0-1 | | 3-2-0 | |
| 1-2-0 | | 0-0-0 | 0-0- | | AWAY | | 0-1-0 | | 0-0-0 | | 1-1-0 | |
| 0-0-0 | | 0-0-0 | 0-0-0 | | NEUTRAL | | 0-0-0 | | 0-0-0 | | 0-0-0 | |
| 4-4-1 | | 0-0-0 | 0-0-0 | | CONFERENCE | | 0-0-0 | | 0-2-1 | | 4-2-0 | |
| 1-2-1 | | 0-0-0 | 0-0-0 | | HOME | | 0-0-0 | | 0-1-1 | | 1-1-0 | |
| 3-2-0 | | 0-0-0 | 0-0-0 | | AWAY | | 0-0-0 | | 0-1-0 | | 3-1-0 | |
| 0-0-0 | | 0-0-0 | 0-0-0 | | NEUTRAL | | 0-0-0 | | 0-0-0 | | 0-0-0 | |
| RPI S | Opponent | Score | RPI S | Opponent | Score | RPI S | Opponent | Score | RPI S | Opponent | Score | |
| | | | | | | 51 A | Colorado | 0 1 | 107 A | Montana | 0 1 | |
| | | | | | | 94 H | Colorado Col. | 3 2 | 123 H | Wyoming | 0 0 | |
| | | | | | | | | | 125 H | Portland St. | 1 1 | |
| | | | | | | | | | 129 H | Northern Ariz. | 0 1 | |
| | | | | | | | | | 153 H | Iowa St. | 0 3 | |
| | | | | | | | | | 169 H | Southeast Mo. St. | 1 0 | |
| | | | | | | | | | 209 A | Idaho St. | 2 1 | |
| | | | | | | | | | 210 H | Southern Utah | 1 0 | |
| | | | | | | | | | 223 A | Air Force | 2 1 | |
| | | | | | | | | | 252 A | Eastern Wash. | 1 0 | |
| | | | | | | | | | 263 A | Idaho | 2 3 | |
| | | | | | | | | | 265 A | Weber St. | 3 1 | |
| | | | | | | | | | 268 H | North Dakota St. | 1 2 | |
| | | | | | | | | | 272 A | Colorado St. | 0 1 | |
| | | | | | | | | | 284 H | Sacramento St. | 0 1 | |
| | | | | | | | | | 289 H | Bryant | 3 2 | |
| | | | | | | | | | 301 H | Omaha | 4 1 | |
| LAST 10 GAMES | | | | | | | | | | | | |
| | | | | | | 125 H | Portland St. | 1 1 | 210 H | Southern Utah | 1 0 | |
| | | | | | | 107 A | Montana | 0 1 | 209 A | Idaho St. | 2 1 | |
| | | | | | | 252 A | Eastern Wash. | 1 0 | 265 A | Weber St. | 3 1 | |
| | | | | | | 284 H | Sacramento St. | 0 1 | 263 A | Idaho | 2 3 | |
| | | | | | | 129 H | Northern Ariz. | 0 1 | 289 H | Bryant | 3 2 | |

Non-Div. I Games:

Northern Colo.

| UAB | | | | | | Through Games Of Oct. 26, 2014 | | | | | | | | |
|-----------------------|----------|-----------------|-------------------|-----------|---------------|--------------------------------|---------------------------|----------------------|---------|----------------|-----------|---------------|---|---|
| Average RPI Win: 187 | | WON-LOST RECORD | WINNING PCT. RANK | | LAST 10 GAMES | STRENGTH OF SCHEDULE | OPP. STRENGTH OF SCHEDULE | TEAM RPI | ADJ RPI | | CONF. RPI | ADJ CONF. RPI | | |
| Average RPI Loss: 100 | | | | | | | | | | | | | | |
| DIV. I ONLY | | 5-9-2 | .375 | 245 | 3-5-2 | 115 | 137 | 208 | .48126 | 205 | 12 | 12 | | |
| DIV. I NON-CONF. | | 3-5-0 | .375 | 234 | 1-1-0 | 129 | 156 | 207 | .48134 | 199 | 12 | 13 | | |
| <hr/> | | | | | | | | | | | | | | |
| TOTALS | | RPI 1-25 | | RPI 26-50 | | W-L RECORDS | | RPI 51-100 | | RPI 101-150 | | RPI 150+ | | |
| 5-9-2 | | 0-0-0 | | 0-1-0 | | OVERALL | | 2-4-0 | | 0-4-0 | | 3-0-2 | | |
| 3-0-1 | | 0-0-0 | | 0-0-0 | | HOME | | 1-0-0 | | 0-0-0 | | 2-0-1 | | |
| 2-7-1 | | 0-0-0 | | 0-1-0 | | AWAY | | 1-3-0 | | 0-3-0 | | 1-0-1 | | |
| 0-2-0 | | 0-0-0 | | 0-0-0 | | NEUTRAL | | 0-1-0 | | 0-1-0 | | 0-0-0 | | |
| 3-5-0 | | 0-0-0 | | 0-1-0 | | NON-CONFERENCE | | 1-3-0 | | 0-1-0 | | 2-0-0 | | |
| 1-0-0 | | 0-0-0 | | 0-0-0 | | HOME | | 0-0-0 | | 0-0-0 | | 1-0-0 | | |
| 2-3-0 | | 0-0-0 | | 0-0- | | AWAY | | 1-2-0 | | 0-0-0 | | 1-0-0 | | |
| 0-2-0 | | 0-0-0 | | 0-0-0 | | NEUTRAL | | 0-1-0 | | 0-1-0 | | 0-0-0 | | |
| 2-4-2 | | 0-0-0 | | 0-0-0 | | CONFERENCE | | 1-1-0 | | 0-3-0 | | 1-0-2 | | |
| 2-0-1 | | 0-0-0 | | 0-0-0 | | HOME | | 1-0-0 | | 0-0-0 | | 1-0-1 | | |
| 0-4-1 | | 0-0-0 | | 0-0-0 | | AWAY | | 0-1-0 | | 0-3-0 | | 0-0-1 | | |
| 0-0-0 | | 0-0-0 | | 0-0-0 | | NEUTRAL | | 0-0-0 | | 0-0-0 | | 0-0-0 | | |
| RPI S | Opponent | Score | RPI S | Opponent | Score | RPI S | Opponent | Score | RPI S | Opponent | Score | | | |
| | | | 49 A | Alabama | 0 2 | 57 A | Duke | 1 3 | 119 A | Middle Tenn. | 0 1 | | | |
| | | | | | | 69 N | Illinois | 1 3 | 131 A | Marshall | 1 2 | | | |
| | | | | | | 81 A | South Ala. | 2 1 | 141 N | Jacksonville | 1 2 | | | |
| | | | | | | 81 H | UTEP | 2 0 | 149 A | Louisiana Tech | 1 2 | | | |
| | | | | | | 92 A | Troy | 1 2 | 152 H | Fla. Atlantic | 0 0 | | | |
| | | | | | | 93 A | Western Ky. | 0 1 | 199 H | UTSA | 5 0 | | | |
| | | | | | | | | | 248 A | Davidson | 1 0 | | | |
| | | | | | | | | | 256 A | Southern Miss. | 1 1 | | | |
| | | | | | | | | | 327 H | Chattanooga | 7 0 | | | |
| <hr/> | | | | | | | | | | | | | | |
| LAST 10 GAMES | | | | | | | | | | | | | | |
| 119 A Middle Tenn. | | | | | | 0 | 1 | 256 A Southern Miss. | | | | | 1 | 1 |
| 93 A Western Ky. | | | | | | 0 | 1 | 81 H UTEP | | | | | 2 | 0 |
| 131 A Marshall | | | | | | 1 | 2 | 199 H UTSA | | | | | 5 | 0 |
| 152 H Fla. Atlantic | | | | | | 0 | 0 | 327 H Chattanooga | | | | | 7 | 0 |
| 149 A Louisiana Tech | | | | | | 1 | 2 | 92 A Troy | | | | | 1 | 2 |

Non-Div. I Games:

UAB

| Average RPI Win: | 252 | WON-LOST RECORD | WINNING PCT. RANK | LAST 10 GAMES | STRENGTH OF SCHEDULE | OPP. STRENGTH OF SCHEDULE | TEAM RPI | ADJ RPI | CONF. RPI | ADJ CONF. RPI | |
|-------------------|----------|-----------------|-------------------|----------------|----------------------|---------------------------|-------------|-------------------|-----------|-------------------|-------|
| Average RPI Loss: | 158 | | | | | | | | | | |
| DIV. I ONLY | 10-8-0 | .55556 | 127 | 7-3-0 | 256 | 227 | 204 | .48087 | 206 | 23 | 23 |
| DIV. I NON-CONF. | 4-5-0 | .44444 | 196 | 1-0-0 | 197 | 217 | 216 | .4708 | 216 | 21 | 22 |
| <hr/> | | | | | | | | | | | |
| TOTALS | RPI 1-25 | RPI 26-50 | | W-L RECORDS | RPI 51-100 | | RPI 101-150 | | RPI 150+ | | |
| 10-8-0 | 0-0-0 | 0-1-0 | | OVERALL | 0-0-0 | | 0-2-0 | | 10-5-0 | | |
| 7-2-0 | 0-0-0 | 0-0-0 | | HOME | 0-0-0 | | 0-0-0 | | 7-2-0 | | |
| 3-6-0 | 0-0-0 | 0-1-0 | | AWAY | 0-0-0 | | 0-2-0 | | 3-3-0 | | |
| 0-0-0 | 0-0-0 | 0-0-0 | | NEUTRAL | 0-0-0 | | 0-0-0 | | 0-0-0 | | |
| <hr/> | | | | | | | | | | | |
| 4-5-0 | 0-0-0 | 0-1-0 | | NON-CONFERENCE | 0-0-0 | | 0-2-0 | | 4-2-0 | | |
| 3-1-0 | 0-0-0 | 0-0-0 | | HOME | 0-0-0 | | 0-0-0 | | 3-1-0 | | |
| 1-4-0 | 0-0-0 | 0-0- | | AWAY | 0-0-0 | | 0-2-0 | | 1-1-0 | | |
| 0-0-0 | 0-0-0 | 0-0-0 | | NEUTRAL | 0-0-0 | | 0-0-0 | | 0-0-0 | | |
| <hr/> | | | | | | | | | | | |
| 6-3-0 | 0-0-0 | 0-0-0 | | CONFERENCE | 0-0-0 | | 0-0-0 | | 6-3-0 | | |
| 4-1-0 | 0-0-0 | 0-0-0 | | HOME | 0-0-0 | | 0-0-0 | | 4-1-0 | | |
| 2-2-0 | 0-0-0 | 0-0-0 | | AWAY | 0-0-0 | | 0-0-0 | | 2-2-0 | | |
| 0-0-0 | 0-0-0 | 0-0-0 | | NEUTRAL | 0-0-0 | | 0-0-0 | | 0-0-0 | | |
| <hr/> | | | | | | | | | | | |
| RPI S | Opponent | Score | RPI S | Opponent | Score | RPI S | Opponent | Score | RPI S | Opponent | Score |
| | | | 37 A | FGCU | 0 4 | | | | 105 A | Dayton | 1 5 |
| | | | | | | | | | 119 A | Middle Tenn. | 0 1 |
| | | | | | | | | | 160 A | FIU | 0 1 |
| | | | | | | | | | 169 A | Southeast Mo. St. | 1 2 |
| | | | | | | | | | 182 H | Morehead St. | 5 0 |
| | | | | | | | | | 183 A | SIUE | 1 2 |
| | | | | | | | | | 192 H | Jacksonville St. | 3 0 |
| | | | | | | | | | 193 H | Georgia St. | 2 1 |
| | | | | | | | | | 196 H | Belmont | 0 2 |
| | | | | | | | | | 213 A | Saint Louis | 1 0 |
| | | | | | | | | | 266 H | Northern Ky. | 4 1 |
| | | | | | | | | | 278 A | Austin Peay | 3 2 |
| | | | | | | | | | 290 H | IUPUI | 3 1 |
| | | | | | | | | | 294 H | Arkansas St. | 2 3 |
| | | | | | | | | | 296 H | Eastern Ky. | 2 0 |
| | | | | | | | | | 299 H | Tennessee Tech | 3 0 |
| | | | | | | | | | 312 A | Eastern Ill. | 1 0 |
| <hr/> | | | | | | | | | | | |
| LAST 10 GAMES | | | | | | | | | | | |
| | | | 196 H | Belmont | 0 2 | | 169 A | Southeast Mo. St. | 1 2 | | |
| | | | 278 A | Austin Peay | 3 2 | | 183 A | SIUE | 1 2 | | |
| | | | 312 A | Eastern Ill. | 1 0 | | 192 H | Jacksonville St. | 3 0 | | |
| | | | 296 H | Eastern Ky. | 2 0 | | 299 H | Tennessee Tech | 3 0 | | |
| | | | 182 H | Morehead St. | 5 0 | | 266 H | Northern Ky. | 4 1 | | |

Non-Div. I Games:

Murray St.

| Average RPI Win: 257 | | WON-LOST | WINNING | LAST 10 | STRENGTH OF | | OPP. STRENGTH | TEAM | ADJ | | CONF. | ADJ CONF. | | | | | | |
|-----------------------|---|----------|-----------|---------|----------------|----------|---------------|------|-------------|---------------|----------|-----------|---|----------|-------|--------------------|---|---|
| Average RPI Loss: 182 | | RECORD | PCT. RANK | GAMES | SCHEDULE | | OF SCHEDULE | RPI | RPI | | RPI | RPI | | | | | | |
| DIV. I ONLY | | 7-6-3 | .53125 | 142 | 5-3-2 | | 228 | 287 | 206 | | .48027 | 207 | | | | | | |
| DIV. I NON-CONF. | | 2-4-1 | .35714 | 242 | 0-1-0 | | 229 | 216 | 252 | | .43877 | 252 | | | | | | |
| TOTALS | | RPI 1-25 | RPI 26-50 | | W-L RECORDS | | RPI 51-100 | | RPI 101-150 | | RPI 150+ | | | | | | | |
| 7-6-3 | | 0-0-0 | 0-0-0 | | OVERALL | | 0-1-0 | | 1-1-1 | | 6-4-2 | | | | | | | |
| 4-2-1 | | 0-0-0 | 0-0-0 | | HOME | | 0-0-0 | | 1-0-1 | | 3-2-0 | | | | | | | |
| 3-4-2 | | 0-0-0 | 0-0-0 | | AWAY | | 0-1-0 | | 0-1-0 | | 3-2-2 | | | | | | | |
| 0-0-0 | | 0-0-0 | 0-0-0 | | NEUTRAL | | 0-0-0 | | 0-0-0 | | 0-0-0 | | | | | | | |
| 2-4-1 | | 0-0-0 | 0-0-0 | | NON-CONFERENCE | | 0-1-0 | | 1-1-0 | | 1-2-1 | | | | | | | |
| 1-2-0 | | 0-0-0 | 0-0-0 | | HOME | | 0-0-0 | | 1-0-0 | | 0-2-0 | | | | | | | |
| 1-2-1 | | 0-0-0 | 0-0- | | AWAY | | 0-1-0 | | 0-1-0 | | 1-0-1 | | | | | | | |
| 0-0-0 | | 0-0-0 | 0-0-0 | | NEUTRAL | | 0-0-0 | | 0-0-0 | | 0-0-0 | | | | | | | |
| 5-2-2 | | 0-0-0 | 0-0-0 | | CONFERENCE | | 0-0-0 | | 0-0-1 | | 5-2-1 | | | | | | | |
| 3-0-1 | | 0-0-0 | 0-0-0 | | HOME | | 0-0-0 | | 0-0-1 | | 3-0-0 | | | | | | | |
| 2-2-1 | | 0-0-0 | 0-0-0 | | AWAY | | 0-0-0 | | 0-0-0 | | 2-2-1 | | | | | | | |
| 0-0-0 | | 0-0-0 | 0-0-0 | | NEUTRAL | | 0-0-0 | | 0-0-0 | | 0-0-0 | | | | | | | |
| RPI | S | Opponent | Score | RPI | S | Opponent | Score | RPI | S | Opponent | Score | RPI | S | Opponent | Score | | | |
| | | | | | | | | 87 | A | East Carolina | 0 | 1 | | 106 | H | Liberty | 0 | 0 |
| | | | | | | | | | | | | | | 132 | H | Richmond | 3 | 2 |
| | | | | | | | | | | | | | | 142 | A | East Tenn. St. | 2 | 3 |
| | | | | | | | | | | | | | | 154 | A | Old Dominion | 1 | 1 |
| | | | | | | | | | | | | | | 184 | H | UNCW | 0 | 1 |
| | | | | | | | | | | | | | | 197 | H | Western Caro. | 0 | 3 |
| | | | | | | | | | | | | | | 198 | A | Coastal Caro. | 0 | 2 |
| | | | | | | | | | | | | | | 221 | H | Longwood | 1 | 0 |
| | | | | | | | | | | | | | | 244 | A | Radford | 2 | 2 |
| | | | | | | | | | | | | | | 249 | A | Gardner-Webb | 4 | 0 |
| | | | | | | | | | | | | | | 262 | H | Winthrop | 3 | 2 |
| | | | | | | | | | | | | | | 283 | A | UNC Asheville | 0 | 1 |
| | | | | | | | | | | | | | | 286 | H | Presbyterian | 2 | 1 |
| | | | | | | | | | | | | | | 320 | A | Charleston So. | 2 | 1 |
| | | | | | | | | | | | | | | 331 | A | South Carolina St. | 3 | 0 |
| LAST 10 GAMES | | | | | | | | | | | | | | | | | | |
| | | | | | | | | | | | | | | 221 | H | Longwood | 1 | 0 |
| | | | | | | | | | | | | | | 249 | A | Gardner-Webb | 4 | 0 |
| | | | | | | | | | | | | | | 244 | A | Radford | 2 | 2 |
| | | | | | | | | | | | | | | 106 | H | Liberty | 0 | 0 |
| | | | | | | | | | | | | | | 283 | A | UNC Asheville | 0 | 1 |
| | | | | | | | | | | | | | | 87 | A | East Carolina | 0 | 1 |

Non-Div. I Games:

Campbell

| Average RPI Win: | 245 | WON-LOST RECORD | WINNING PCT. RANK | LAST 10 GAMES | STRENGTH OF SCHEDULE | OPP. STRENGTH OF SCHEDULE | TEAM RPI | ADJ RPI | CONF. RPI | ADJ CONF. RPI | | |
|------------------|------------|-----------------|-------------------|----------------|----------------------|---------------------------|----------|-------------|-------------------|---------------|----|----|
| DIV. I ONLY | | 6-9-2 | .41176 | 229 | 4-4-2 | 119 | 239 | 207 | .48 | 208 | 24 | 24 |
| DIV. I NON-CONF. | | 1-5-0 | .16667 | 300 | 0-0-0 | 15 | 112 | 192 | .48778 | 192 | 24 | 24 |
| <hr/> | | | | | | | | | | | | |
| TOTALS | RPI 1-25 | RPI 26-50 | | W-L RECORDS | | RPI 51-100 | | RPI 101-150 | | RPI 150+ | | |
| 6-9-2 | 0-1-0 | 0-1-0 | | OVERALL | | 0-4-0 | | 0-0-0 | | 6-3-2 | | |
| 4-3-0 | 0-0-0 | 0-0-0 | | HOME | | 0-2-0 | | 0-0-0 | | 4-1-0 | | |
| 1-6-2 | 0-1-0 | 0-1-0 | | AWAY | | 0-2-0 | | 0-0-0 | | 1-2-2 | | |
| 1-0-0 | 0-0-0 | 0-0-0 | | NEUTRAL | | 0-0-0 | | 0-0-0 | | 1-0-0 | | |
| 1-5-0 | 0-1-0 | 0-1-0 | | NON-CONFERENCE | | 0-3-0 | | 0-0-0 | | 1-0-0 | | |
| 0-1-0 | 0-0-0 | 0-0-0 | | HOME | | 0-1-0 | | 0-0-0 | | 0-0-0 | | |
| 0-4-0 | 0-1-0 | 0-0- | | AWAY | | 0-2-0 | | 0-0-0 | | 0-0-0 | | |
| 1-0-0 | 0-0-0 | 0-0-0 | | NEUTRAL | | 0-0-0 | | 0-0-0 | | 1-0-0 | | |
| 5-4-2 | 0-0-0 | 0-0-0 | | CONFERENCE | | 0-1-0 | | 0-0-0 | | 5-3-2 | | |
| 4-2-0 | 0-0-0 | 0-0-0 | | HOME | | 0-1-0 | | 0-0-0 | | 4-1-0 | | |
| 1-2-2 | 0-0-0 | 0-0-0 | | AWAY | | 0-0-0 | | 0-0-0 | | 1-2-2 | | |
| 0-0-0 | 0-0-0 | 0-0-0 | | NEUTRAL | | 0-0-0 | | 0-0-0 | | 0-0-0 | | |
| <hr/> | | | | | | | | | | | | |
| RPI S | Opponent | Score | | RPI S | Opponent | Score | | RPI S | Opponent | Score | | |
| 10 A | Texas Tech | 0 | 2 | 46 A | TCU | 0 | 3 | 70 A | North Texas | 1 | 3 | |
| | | | | | | | | 71 H | Stephen F. Austin | 0 | 1 | |
| | | | | | | | | 78 A | Tulsa | 0 | 1 | |
| | | | | | | | | 81 H | UTEP | 0 | 1 | |
| | | | | | | | | | | | | |
| | | | | | | | | | | | | |
| | | | | | | | | | | | | |
| | | | | | | | | | | | | |
| | | | | | | | | | | | | |
| | | | | | | | | | | | | |
| | | | | | | | | | | | | |
| | | | | | | | | | | | | |
| | | | | | | | | | | | | |
| | | | | | | | | | | | | |
| | | | | | | | | | | | | |
| | | | | | | | | | | | | |
| | | | | | | | | | | | | |
| | | | | | | | | | | | | |
| | | | | | | | | | | | | |
| | | | | | | | | | | | | |
| | | | | | | | | | | | | |
| | | | | | | | | | | | | |
| | | | | | | | | | | | | |
| | | | | | | | | | | | | |
| | | | | | | | | | | | | |
| | | | | | | | | | | | | |
| | | | | | | | | | | | | |
| | | | | | | | | | | | | |
| | | | | | | | | | | | | |
| | | | | | | | | | | | | |
| | | | | | | | | | | | | |
| | | | | | | | | | | | | |
| | | | | | | | | | | | | |
| | | | | | | | | | | | | |
| | | | | | | | | | | | | |
| | | | | | | | | | | | | |
| | | | | | | | | | | | | |
| | | | | | | | | | | | | |
| | | | | | | | | | | | | |
| | | | | | | | | | | | | |
| | | | | | | | | | | | | |
| | | | | | | | | | | | | |
| | | | | | | | | | | | | |
| | | | | | | | | | | | | |
| | | | | | | | | | | | | |
| | | | | | | | | | | | | |
| | | | | | | | | | | | | |
| | | | | | | | | | | | | |
| | | | | | | | | | | | | |
| | | | | | | | | | | | | |
| | | | | | | | | | | | | |
| | | | | | | | | | | | | |
| | | | | | | | | | | | | |
| | | | | | | | | | | | | |
| | | | | | | | | | | | | |
| | | | | | | | | | | | | |
| | | | | | | | | | | | | |
| | | | | | | | | | | | | |
| | | | | | | | | | | | | |
| | | | | | | | | | | | | |
| | | | | | | | | | | | | |
| | | | | | | | | | | | | |
| | | | | | | | | | | | | |
| | | | | | | | | | | | | |
| | | | | | | | | | | | | |
| | | | | | | | | | | | | |
| | | | | | | | | | | | | |
| | | | | | | | | | | | | |
| | | | | | | | | | | | | |
| | | | | | | | | | | | | |
| | | | | | | | | | | | | |
| | | | | | | | | | | | | |
| | | | | | | | | | | | | |
| | | | | | | | | | | | | |
| | | | | | | | | | | | | |
| | | | | | | | | | | | | |
| | | | | | | | | | | | | |
| | | | | | | | | | | | | |
| | | | | | | | | | | | | |
| | | | | | | | | | | | | |
| | | | | | | | | | | | | |
| | | | | | | | | | | | | |
| | | | | | | | | | | | | |
| | | | | | | | | | | | | |

Non-Div. I Games: Texas Wesleyan 2 1 Wayland Baptist 3 0

Abilene Christian

| Average RPI Win: 227 | | WON-LOST | WINNING | LAST 10 | STRENGTH OF | | OPP. STRENGTH | TEAM | ADJ | CONF. | ADJ CONF. |
|-----------------------|----------|----------|-----------|----------------|-------------|-------|---------------|----------------|-------------|-------------------|-----------|
| Average RPI Loss: 137 | | RECORD | PCT. RANK | GAMES | SCHEDULE | | OF SCHEDULE | RPI | RPI | RPI | RPI |
| DIV. I ONLY | | 6-8-1 | .43333 | 220 | 4-5-1 | | 156 | 230 | 211 | .47757 | 209 |
| DIV. I NON-CONF. | | 2-4-0 | .33333 | 251 | 0-1-0 | | 93 | 146 | 201 | .48089 | 201 |
| TOTALS | | RPI 1-25 | RPI 26-50 | | W-L RECORDS | | RPI 51-100 | | RPI 101-150 | | RPI 150+ |
| 6-8-1 | 0-0-0 | 0-1-0 | | OVERALL | | 0-0-0 | | 1-4-0 | | 5-3-1 | |
| 4-3-0 | 0-0-0 | 0-0-0 | | HOME | | 0-0-0 | | 1-2-0 | | 3-1-0 | |
| 2-5-1 | 0-0-0 | 0-1-0 | | AWAY | | 0-0-0 | | 0-2-0 | | 2-2-1 | |
| 0-0-0 | 0-0-0 | 0-0-0 | | NEUTRAL | | 0-0-0 | | 0-0-0 | | 0-0-0 | |
| 2-4-0 | 0-0-0 | 0-1-0 | | NON-CONFERENCE | | 0-0-0 | | 1-1-0 | | 1-2-0 | |
| 2-0-0 | 0-0-0 | 0-0-0 | | HOME | | 0-0-0 | | 1-0-0 | | 1-0-0 | |
| 0-4-0 | 0-0-0 | 0-0- | | AWAY | | 0-0-0 | | 0-1-0 | | 0-2-0 | |
| 0-0-0 | 0-0-0 | 0-0-0 | | NEUTRAL | | 0-0-0 | | 0-0-0 | | 0-0-0 | |
| 4-4-1 | 0-0-0 | 0-0-0 | | CONFERENCE | | 0-0-0 | | 0-3-0 | | 4-1-1 | |
| 2-3-0 | 0-0-0 | 0-0-0 | | HOME | | 0-0-0 | | 0-2-0 | | 2-1-0 | |
| 2-1-1 | 0-0-0 | 0-0-0 | | AWAY | | 0-0-0 | | 0-1-0 | | 2-0-1 | |
| 0-0-0 | 0-0-0 | 0-0-0 | | NEUTRAL | | 0-0-0 | | 0-0-0 | | 0-0-0 | |
| RPI S | Opponent | Score | RPI S | Opponent | Score | RPI S | Opponent | Score | RPI S | Opponent | Score |
| | | | 45 A | San Diego St. | 0 3 | | | | 107 A | Montana | 1 3 |
| | | | | | | | | | 123 H | Wyoming | 3 2 |
| | | | | | | | | | 125 H | Portland St. | 0 1 |
| | | | | | | | | | 129 H | Northern Ariz. | 1 2 |
| | | | | | | | | | 136 A | Utah St. | 2 4 |
| | | | | | | | | | 171 H | Hawaii | 5 4 |
| | | | | | | | | | 172 A | Boise St. | 1 4 |
| | | | | | | | | | 180 A | Cal St. Fullerton | 1 4 |
| | | | | | | | | | 204 H | Northern Colo. | 1 2 |
| | | | | | | | | | 210 H | Southern Utah | 2 1 |
| | | | | | | | | | 252 A | Eastern Wash. | 2 1 |
| | | | | | | | | | 263 A | Idaho | 2 2 |
| | | | | | | | | | 284 A | Sacramento St. | 3 2 |
| | | | | | | | | | 323 H | North Dakota | 1 0 |
| LAST 10 GAMES | | | | | | | | | | | |
| | | | 129 H | Northern Ariz. | 1 2 | | 204 H | Northern Colo. | 1 2 | | |
| | | | 210 H | Southern Utah | 2 1 | | 323 H | North Dakota | 1 0 | | |
| | | | 263 A | Idaho | 2 2 | | 107 A | Montana | 1 3 | | |
| | | | 284 A | Sacramento St. | 3 2 | | 252 A | Eastern Wash. | 2 1 | | |
| | | | 125 H | Portland St. | 0 1 | | 45 A | San Diego St. | 0 3 | | |

Non-Div. I Games: Minot St. 4 2

Idaho St.

| Average RPI Win: | 248 | WON-LOST RECORD | WINNING PCT. RANK | LAST 10 GAMES | STRENGTH OF SCHEDULE | OPP. STRENGTH OF SCHEDULE | TEAM RPI | ADJ RPI | CONF. RPI | ADJ CONF. RPI | |
|------------------|----------|-----------------|---------------------|----------------|----------------------|---------------------------|----------------------|------------|-----------|---------------|-------|
| DIV. I ONLY | | 7-6-2 | .53333 140 | 5-3-2 | 248 | 249 | 210 | .47729 210 | 22 | 22 | |
| DIV. I NON-CONF. | | 3-3-0 | .5 153 | 1-0-0 | 186 | 183 | 184 | .49127 187 | 22 | 21 | |
| <hr/> | | | | | | | | | | | |
| TOTALS | RPI 1-25 | RPI 26-50 | | W-L RECORDS | RPI 51-100 | | RPI 101-150 | | RPI 150+ | | |
| 7-6-2 | 0-0-0 | 0-0-0 | | OVERALL | 0-1-0 | | 1-1-1 | | 6-4-1 | | |
| 3-1-2 | 0-0-0 | 0-0-0 | | HOME | 0-0-0 | | 1-0-1 | | 2-1-1 | | |
| 2-5-0 | 0-0-0 | 0-0-0 | | AWAY | 0-1-0 | | 0-1-0 | | 2-3-0 | | |
| 2-0-0 | 0-0-0 | 0-0-0 | | NEUTRAL | 0-0-0 | | 0-0-0 | | 2-0-0 | | |
| <hr/> | | | | | | | | | | | |
| 3-3-0 | 0-0-0 | 0-0-0 | | NON-CONFERENCE | 0-1-0 | | 0-1-0 | | 3-1-0 | | |
| 1-0-0 | 0-0-0 | 0-0-0 | | HOME | 0-0-0 | | 0-0-0 | | 1-0-0 | | |
| 0-3-0 | 0-0-0 | 0-0- | | AWAY | 0-1-0 | | 0-1-0 | | 0-1-0 | | |
| 2-0-0 | 0-0-0 | 0-0-0 | | NEUTRAL | 0-0-0 | | 0-0-0 | | 2-0-0 | | |
| <hr/> | | | | | | | | | | | |
| 4-3-2 | 0-0-0 | 0-0-0 | | CONFERENCE | 0-0-0 | | 1-0-1 | | 3-3-1 | | |
| 2-1-2 | 0-0-0 | 0-0-0 | | HOME | 0-0-0 | | 1-0-1 | | 1-1-1 | | |
| 2-2-0 | 0-0-0 | 0-0-0 | | AWAY | 0-0-0 | | 0-0-0 | | 2-2-0 | | |
| 0-0-0 | 0-0-0 | 0-0-0 | | NEUTRAL | 0-0-0 | | 0-0-0 | | 0-0-0 | | |
| <hr/> | | | | | | | | | | | |
| RPI S | Opponent | Score | RPI S | Opponent | Score | RPI S | Opponent | Score | RPI S | Opponent | Score |
| | | | | | | 81 A | UTEP | 2 4 | 102 A | Utah Valley | 0 2 |
| | | | | | | 107 H | Montana | 2 2 | | | |
| | | | | | | 125 H | Portland St. | 2 0 | | | |
| | | | | | | 190 A | UC Santa Barbara | 0 2 | | | |
| | | | | | | 204 A | Northern Colo. | 0 1 | | | |
| | | | | | | 209 A | Idaho St. | 1 2 | | | |
| | | | | | | 211 N | Grand Canyon | 2 1 | | | |
| | | | | | | 251 N | Wright St. | 1 0 | | | |
| | | | | | | 252 H | Eastern Wash. | 1 2 | | | |
| | | | | | | 263 H | Idaho | 2 2 | | | |
| | | | | | | 265 A | Weber St. | 2 1 | | | |
| | | | | | | 277 H | Bakersfield | 5 0 | | | |
| | | | | | | 284 H | Sacramento St. | 2 1 | | | |
| | | | | | | 323 A | North Dakota | 3 1 | | | |
| | | | | | | <hr/> | | | | | |
| | | | LAST 10 GAMES | | | | | | | | |
| | | | 265 A Weber St. | | | 2 1 | 204 A Northern Colo. | | | 0 1 | |
| | | | 209 A Idaho St. | | | 1 2 | 263 H Idaho | | | 2 2 | |
| | | | 107 H Montana | | | 2 2 | 125 H Portland St. | | | 2 0 | |
| | | | 252 H Eastern Wash. | | | 1 2 | 284 H Sacramento St. | | | 2 1 | |
| | | | 323 A North Dakota | | | 3 1 | 251 N Wright St. | | | 1 0 | |

Non-Div. I Games: Dixie St.

4

4

Southern Utah

| Average RPI Win: 237 | | WON-LOST RECORD | | WINNING PCT. RANK | | LAST 10 GAMES | | STRENGTH OF SCHEDULE | | OPP. STRENGTH OF SCHEDULE | | TEAM RPI | | ADJ RPI | | CONF. RPI | | ADJ CONF. RPI | |
|-----------------------|----------|-----------------|-------|-------------------|-------|----------------|--|----------------------|--|---------------------------|----------|----------|-------|------------|-------|-----------|--|---------------|--|
| Average RPI Loss: 157 | | | | | | | | | | | | | | | | | | | |
| DIV. I ONLY | | 6-9-1 | | .40625 234 | | 6-4-0 | | 104 | | 305 | | 209 | | .47699 211 | | 28 | | 28 | |
| DIV. I NON-CONF. | | 1-6-1 | | .1875 296 | | 1-1-0 | | 124 | | 271 | | 269 | | .423 271 | | 25 | | 25 | |
| TOTALS | | RPI 1-25 | | RPI 26-50 | | W-L RECORDS | | RPI 51-100 | | RPI 101-150 | | RPI 150+ | | | | | | | |
| 6-9-1 | | 0-0-0 | | 0-0-0 | | OVERALL | | 0-0-0 | | 2-5-1 | | 4-4-0 | | | | | | | |
| 3-4-1 | | 0-0-0 | | 0-0-0 | | HOME | | 0-0-0 | | 0-2-1 | | 3-2-0 | | | | | | | |
| 3-3-0 | | 0-0-0 | | 0-0-0 | | AWAY | | 0-0-0 | | 2-3-0 | | 1-0-0 | | | | | | | |
| 0-2-0 | | 0-0-0 | | 0-0-0 | | NEUTRAL | | 0-0-0 | | 0-0-0 | | 0-2-0 | | | | | | | |
| 1-6-1 | | 0-0-0 | | 0-0-0 | | NON-CONFERENCE | | 0-0-0 | | 0-2-1 | | 1-4-0 | | | | | | | |
| 1-2-1 | | 0-0-0 | | 0-0-0 | | HOME | | 0-0-0 | | 0-0-1 | | 1-2-0 | | | | | | | |
| 0-2-0 | | 0-0-0 | | 0-0- | | AWAY | | 0-0-0 | | 0-2-0 | | 0-0-0 | | | | | | | |
| 0-2-0 | | 0-0-0 | | 0-0-0 | | NEUTRAL | | 0-0-0 | | 0-0-0 | | 0-2-0 | | | | | | | |
| 5-3-0 | | 0-0-0 | | 0-0-0 | | CONFERENCE | | 0-0-0 | | 2-3-0 | | 3-0-0 | | | | | | | |
| 2-2-0 | | 0-0-0 | | 0-0-0 | | HOME | | 0-0-0 | | 0-2-0 | | 2-0-0 | | | | | | | |
| 3-1-0 | | 0-0-0 | | 0-0-0 | | AWAY | | 0-0-0 | | 2-1-0 | | 1-0-0 | | | | | | | |
| 0-0-0 | | 0-0-0 | | 0-0-0 | | NEUTRAL | | 0-0-0 | | 0-0-0 | | 0-0-0 | | | | | | | |
| RPI S | Opponent | | Score | | RPI S | Opponent | | Score | | RPI S | Opponent | | Score | | RPI S | Opponent | | Score | |
| | | | | | | | | | | | | | | | | | | | |
| | | | | | | | | | | | | | | | | | | | |
| | | | | | | | | | | | | | | | | | | | |
| | | | | | | | | | | | | | | | | | | | |
| | | | | | | | | | | | | | | | | | | | |
| | | | | | | | | | | | | | | | | | | | |
| | | | | | | | | | | | | | | | | | | | |
| | | | | | | | | | | | | | | | | | | | |
| | | | | | | | | | | | | | | | | | | | |
| | | | | | | | | | | | | | | | | | | | |
| | | | | | | | | | | | | | | | | | | | |
| | | | | | | | | | | | | | | | | | | | |
| | | | | | | | | | | | | | | | | | | | |
| | | | | | | | | | | | | | | | | | | | |
| | | | | | | | | | | | | | | | | | | | |
| | | | | | | | | | | | | | | | | | | | |
| | | | | | | | | | | | | | | | | | | | |
| | | | | | | | | | | | | | | | | | | | |
| | | | | | | | | | | | | | | | | | | | |
| | | | | | | | | | | | | | | | | | | | |
| | | | | | | | | | | | | | | | | | | | |
| | | | | | | | | | | | | | | | | | | | |
| | | | | | | | | | | | | | | | | | | | |
| | | | | | | | | | | | | | | | | | | | |
| | | | | | | | | | | | | | | | | | | | |
| | | | | | | | | | | | | | | | | | | | |
| | | | | | | | | | | | | | | | | | | | |
| | | | | | | | | | | | | | | | | | | | |
| | | | | | | | | | | | | | | | | | | | |
| | | | | | | | | | | | | | | | | | | | |
| | | | | | | | | | | | | | | | | | | | |
| | | | | | | | | | | | | | | | | | | | |
| | | | | | | | | | | | | | | | | | | | |
| | | | | | | | | | | | | | | | | | | | |
| | | | | | | | | | | | | | | | | | | | |
| | | | | | | | | | | | | | | | | | | | |
| | | | | | | | | | | | | | | | | | | | |

| | | | | | | | | | | | | |
|------------------|----------|-----------------|-------------------|----------------|----------------------|---------------------------|--------------|-------------|-----------|---------------|-------|----|
| Average RPI Win: | 254 | WON-LOST RECORD | WINNING PCT. RANK | LAST 10 GAMES | STRENGTH OF SCHEDULE | OPP. STRENGTH OF SCHEDULE | TEAM RPI | ADJ RPI | CONF. RPI | ADJ CONF. RPI | | |
| DIV. I ONLY | | 7-8-2 | .47059 | 185 | 3-5-2 | 175 | 293 | 212 | .47698 | 212 | 26 | 26 |
| DIV. I NON-CONF. | | 5-3-0 | .625 | 98 | 1-0-0 | 198 | 277 | 143 | .513 | 144 | 26 | 26 |
| <hr/> | | | | | | | | | | | | |
| TOTALS | RPI 1-25 | RPI 26-50 | | W-L RECORDS | | RPI 51-100 | | RPI 101-150 | | RPI 150+ | | |
| 7-8-2 | 0-0-0 | 0-0-0 | | OVERALL | | 0-2-1 | | 1-1-0 | | 6-5-1 | | |
| 4-3-1 | 0-0-0 | 0-0-0 | | HOME | | 0-2-1 | | 0-1-0 | | 4-0-0 | | |
| 3-4-1 | 0-0-0 | 0-0-0 | | AWAY | | 0-0-0 | | 1-0-0 | | 2-4-1 | | |
| 0-1-0 | 0-0-0 | 0-0-0 | | NEUTRAL | | 0-0-0 | | 0-0-0 | | 0-1-0 | | |
| <hr/> | | | | | | | | | | | | |
| 5-3-0 | 0-0-0 | 0-0-0 | | NON-CONFERENCE | | 0-1-0 | | 1-0-0 | | 4-2-0 | | |
| 2-1-0 | 0-0-0 | 0-0-0 | | HOME | | 0-1-0 | | 0-0-0 | | 2-0-0 | | |
| 3-1-0 | 0-0-0 | 0-0- | | AWAY | | 0-0-0 | | 1-0-0 | | 2-1-0 | | |
| 0-1-0 | 0-0-0 | 0-0-0 | | NEUTRAL | | 0-0-0 | | 0-0-0 | | 0-1-0 | | |
| <hr/> | | | | | | | | | | | | |
| 2-5-2 | 0-0-0 | 0-0-0 | | CONFERENCE | | 0-1-1 | | 0-1-0 | | 2-3-1 | | |
| 2-2-1 | 0-0-0 | 0-0-0 | | HOME | | 0-1-1 | | 0-1-0 | | 2-0-0 | | |
| 0-3-1 | 0-0-0 | 0-0-0 | | AWAY | | 0-0-0 | | 0-0-0 | | 0-3-1 | | |
| 0-0-0 | 0-0-0 | 0-0-0 | | NEUTRAL | | 0-0-0 | | 0-0-0 | | 0-0-0 | | |
| <hr/> | | | | | | | | | | | | |
| RPI S | Opponent | Score | RPI S | Opponent | Score | RPI S | Opponent | Score | RPI S | Opponent | Score | |
| | | | | | | 64 H | Rhode Island | 0 1 | 113 H | Monmouth | 1 2 | |
| | | | | | | 83 H | Fairfield | 0 2 | 130 A | Yale | 2 1 | |
| | | | | | | 99 H | Niagara | 1 1 | 165 A | Rider | 1 3 | |
| | | | | | | | | | 220 A | Fordham | 1 2 | |
| | | | | | | | | | 226 A | Siena | 1 1 | |
| | | | | | | | | | 234 H | Wagner | 2 0 | |
| | | | | | | | | | 236 A | Binghamton | 2 1 | |
| | | | | | | | | | 240 N | Sacred Heart | 0 4 | |
| | | | | | | | | | 246 H | Lafayette | 1 0 | |
| | | | | | | | | | 281 A | Iona | 0 1 | |
| | | | | | | 300 H | Marist | 2 1 | | | | |
| | | | | | | 306 A | Canisius | 0 3 | | | | |
| | | | | | | 311 H | Quinnipiac | 1 0 | | | | |
| | | | | | | 318 A | NJIT | 1 0 | | | | |
| | | | | | | LAST 10 GAMES | | | | | | |
| | | | | | | 306 A | Canisius | 0 3 | 113 H | Monmouth | 1 2 | |
| | | | | | | 311 H | Quinnipiac | 1 0 | 281 A | Iona | 0 1 | |
| | | | | | | 165 A | Rider | 1 3 | 300 H | Marist | 2 1 | |
| | | | | | | 83 H | Fairfield | 0 2 | 99 H | Niagara | 1 1 | |
| | | | | | | 226 A | Siena | 1 1 | 130 A | Yale | 2 1 | |

Non-Div. I Games:

Manhattan

| Average RPI Win: | | 237 | WON-LOST RECORD | | WINNING PCT. RANK | | LAST 10 GAMES | | STRENGTH OF SCHEDULE | | OPP. STRENGTH OF SCHEDULE | | TEAM RPI | | ADJ RPI | | CONF. RPI | | ADJ CONF. RPI | | | | |
|----------------------|---|----------|-----------------|-----------|-------------------|----------------|---------------|------------|----------------------|-------------|---------------------------|---------------------|----------|----------------|------------|-------|-----------|-----|---------------|--|--|--|--|
| DIV. I ONLY | | | 8-8-0 | | .5 157 | | 5-5-0 | | 254 | | 154 | | 213 | | .47522 213 | | 13 | | 13 | | | | |
| DIV. I NON-CONF. | | | 5-5-0 | | .5 153 | | 2-2-0 | | 246 | | 207 | | 217 | | .47008 217 | | 14 | | 14 | | | | |
| TOTALS | | RPI 1-25 | | RPI 26-50 | | W-L RECORDS | | RPI 51-100 | | RPI 101-150 | | RPI 150+ | | | | | | | | | | | |
| 8-8-0 | | 0-1-0 | | 0-0-0 | | OVERALL | | 0-1-0 | | 1-3-0 | | 7-3-0 | | | | | | | | | | | |
| 3-3-0 | | 0-1-0 | | 0-0-0 | | HOME | | 0-1-0 | | 0-0-0 | | 3-1-0 | | | | | | | | | | | |
| 5-5-0 | | 0-0-0 | | 0-0-0 | | AWAY | | 0-0-0 | | 1-3-0 | | 4-2-0 | | | | | | | | | | | |
| 0-0-0 | | 0-0-0 | | 0-0-0 | | NEUTRAL | | 0-0-0 | | 0-0-0 | | 0-0-0 | | | | | | | | | | | |
| 5-5-0 | | 0-0-0 | | 0-0-0 | | NON-CONFERENCE | | 0-1-0 | | 1-2-0 | | 4-2-0 | | | | | | | | | | | |
| 2-2-0 | | 0-0-0 | | 0-0-0 | | HOME | | 0-1-0 | | 0-0-0 | | 2-1-0 | | | | | | | | | | | |
| 3-3-0 | | 0-0-0 | | 0-0- | | AWAY | | 0-0-0 | | 1-2-0 | | 2-1-0 | | | | | | | | | | | |
| 0-0-0 | | 0-0-0 | | 0-0-0 | | NEUTRAL | | 0-0-0 | | 0-0-0 | | 0-0-0 | | | | | | | | | | | |
| 3-3-0 | | 0-1-0 | | 0-0-0 | | CONFERENCE | | 0-0-0 | | 0-1-0 | | 3-1-0 | | | | | | | | | | | |
| 1-1-0 | | 0-1-0 | | 0-0-0 | | HOME | | 0-0-0 | | 0-0-0 | | 1-0-0 | | | | | | | | | | | |
| 2-2-0 | | 0-0-0 | | 0-0-0 | | AWAY | | 0-0-0 | | 0-1-0 | | 2-1-0 | | | | | | | | | | | |
| 0-0-0 | | 0-0-0 | | 0-0-0 | | NEUTRAL | | 0-0-0 | | 0-0-0 | | 0-0-0 | | | | | | | | | | | |
| RPI | S | Opponent | | Score | | RPI | S | Opponent | | Score | | RPI | S | Opponent | | Score | | | | | | | |
| 21 | H | La Salle | | 1 2 | | | | | | | | 105 | A | Dayton | | 2 3 | | | | | | | |
| | | | | | | | | | | | | 110 | A | UT Martin | | 2 3 | | | | | | | |
| | | | | | | | | | | | | 116 | A | Evansville | | 4 1 | | | | | | | |
| | | | | | | | | | | | | 150 | A | Western Mich. | | 0 2 | | | | | | | |
| | | | | | | | | | | | | 153 | A | Iowa St. | | 1 2 | | | | | | | |
| | | | | | | | | | | | | 173 | A | Saint Joseph's | | 3 2 | | | | | | | |
| | | | | | | | | | | | | 206 | H | Murray St. | | 0 1 | | | | | | | |
| | | | | | | | | | | | | 220 | H | Fordham | | 2 0 | | | | | | | |
| | | | | | | | | | | | | 228 | A | Drake | | 2 1 | | | | | | | |
| | | | | | | | | | | | | 235 | A | George Mason | | 1 2 | | | | | | | |
| | | | | | | | | | | | | 248 | A | Davidson | | 2 0 | | | | | | | |
| | | | | | | | | | | | | 301 | H | Omaha | | 4 2 | | | | | | | |
| | | | | | | | | | | | | 304 | H | Western Ill. | | 3 1 | | | | | | | |
| | | | | | | | | | | | | 307 | A | Ill.-Chicago | | 4 2 | | | | | | | |
| LAST 10 GAMES | | | | | | | | | | | | | | | | | | | | | | | |
| 248 A Davidson | | | | | | 2 0 | | | | | | 105 A Dayton | | | | | | 2 3 | | | | | |
| 21 H La Salle | | | | | | 1 2 | | | | | | 301 H Omaha | | | | | | 4 2 | | | | | |
| 220 H Fordham | | | | | | 2 0 | | | | | | 150 A Western Mich. | | | | | | 0 2 | | | | | |
| 173 A Saint Joseph's | | | | | | 3 2 | | | | | | 307 A Ill.-Chicago | | | | | | 4 2 | | | | | |
| 235 A George Mason | | | | | | 1 2 | | | | | | 206 H Murray St. | | | | | | 0 1 | | | | | |

Non-Div. I Games:

Saint Louis

| Average RPI Win: | | 195 | WON-LOST RECORD | | WINNING PCT. RANK | LAST 10 GAMES | STRENGTH OF SCHEDULE | | OPP. STRENGTH OF SCHEDULE | TEAM RPI | ADJ RPI | CONF. RPI | ADJ CONF. RPI |
|-------------------|----------------|----------|-----------------|----------|-------------------|---------------|----------------------|-------|---------------------------|--------------------|----------|-----------|---------------|
| Average RPI Loss: | | 114 | | | | | | | | | | | |
| DIV. I ONLY | | 5-10-2 | .35294 | | 255 | 3-5-2 | 131 | | 121 | 218 | .47354 | 214 | 27 |
| DIV. I NON-CONF. | | 4-6-0 | .4 | | 220 | 2-1-0 | 64 | | 15 | 128 | .52297 | 125 | 27 |
| TOTALS | | RPI 1-25 | RPI 26-50 | | W-L RECORDS | | RPI 51-100 | | RPI 101-150 | | RPI 150+ | | |
| 5-10-2 | 0-2-0 | | 0-1-0 | | OVERALL | | 2-3-0 | | 0-1-0 | | 3-3-2 | | |
| 2-3-2 | 0-1-0 | | 0-0-0 | | HOME | | 1-1-0 | | 0-0-0 | | 1-1-2 | | |
| 2-5-0 | 0-1-0 | | 0-1-0 | | AWAY | | 1-0-0 | | 0-1-0 | | 1-2-0 | | |
| 1-2-0 | 0-0-0 | | 0-0-0 | | NEUTRAL | | 0-2-0 | | 0-0-0 | | 1-0-0 | | |
| 4-6-0 | 0-2-0 | | 0-1-0 | | NON-CONFERENCE | | 2-3-0 | | 0-0-0 | | 2-0-0 | | |
| 1-2-0 | 0-1-0 | | 0-0-0 | | HOME | | 1-1-0 | | 0-0-0 | | 0-0-0 | | |
| 2-2-0 | 0-1-0 | | 0-0- | | AWAY | | 1-0-0 | | 0-0-0 | | 1-0-0 | | |
| 1-2-0 | 0-0-0 | | 0-0-0 | | NEUTRAL | | 0-2-0 | | 0-0-0 | | 1-0-0 | | |
| 1-4-2 | 0-0-0 | | 0-0-0 | | CONFERENCE | | 0-0-0 | | 0-1-0 | | 1-3-2 | | |
| 1-1-2 | 0-0-0 | | 0-0-0 | | HOME | | 0-0-0 | | 0-0-0 | | 1-1-2 | | |
| 0-3-0 | 0-0-0 | | 0-0-0 | | AWAY | | 0-0-0 | | 0-1-0 | | 0-2-0 | | |
| 0-0-0 | 0-0-0 | | 0-0-0 | | NEUTRAL | | 0-0-0 | | 0-0-0 | | 0-0-0 | | |
| RPI S | Opponent | Score | RPI S | Opponent | Score | RPI S | Opponent | Score | RPI S | Opponent | Score | | |
| 11 A | South Carolina | 0 2 | 27 A | Auburn | 0 2 | 53 H | Boston College | 0 2 | 134 A | Valparaiso | 0 1 | | |
| 24 H | DePaul | 2 3 | | | | 55 H | Illinois St. | 2 1 | 237 A | Green Bay | 0 2 | | |
| | | | | | | 60 N | Tennessee | 0 5 | 242 H | Cleveland St. | 1 1 | | |
| | | | | | | 63 N | Oregon | 0 2 | 250 H | Oakland | 0 0 | | |
| | | | | | | 85 A | Marquette | 5 4 | 251 H | Wright St. | 0 1 | | |
| | | | | | | | | | 254 N | Col. of Charleston | 4 2 | | |
| | | | | | | | | | 274 A | Loyola Chicago | 2 1 | | |
| | | | | | | | | | 275 A | Youngstown St. | 2 3 | | |
| | | | | | | | | | 307 H | Ill.-Chicago | 4 1 | | |
| LAST 10 GAMES | | | | | | 134 A | Valparaiso | 0 1 | 55 H | Illinois St. | 2 1 | | |
| | | | | | | 250 H | Oakland | 0 0 | 275 A | Youngstown St. | 2 3 | | |
| | | | | | | 251 H | Wright St. | 0 1 | 307 H | Ill.-Chicago | 4 1 | | |
| | | | | | | 237 A | Green Bay | 0 2 | 274 A | Loyola Chicago | 2 1 | | |
| | | | | | | 242 H | Cleveland St. | 1 1 | 27 A | Auburn | 0 2 | | |

Non-Div. I Games:

Milwaukee

| | | | | | | | | | | | | | | | | | | | | | | | | | | | |
|--------------------------|---|----------------|----------|-----------|------------|----------------|---------|---------------------|-------------|-------------|---------------|----------|------|---------------------|------------|----------------|-------|-----|-----------|-------------------|--|-------|---|--|--|--|--|
| Average RPI Win: | | 0 | WON-LOST | | WINNING | | LAST 10 | | STRENGTH OF | | OPP. STRENGTH | | TEAM | | ADJ | | CONF. | | ADJ CONF. | | | | | | | | |
| Average RPI Loss: | | 62 | RECORD | | PCT. RANK | | GAMES | | SCHEDULE | | OF SCHEDULE | | RPI | | RPI | | RPI | | RPI | | | | | | | | |
| DIV. I ONLY | | | 0-14-3 | | .08824 326 | | 0-9-1 | | 7 | | 78 | | 215 | | .47335 215 | | 1 | | 1 | | | | | | | | |
| DIV. I NON-CONF. | | | 0-6-3 | | .16667 300 | | 0-1-1 | | 34 | | 180 | | 226 | | .4642 225 | | 2 | | 2 | | | | | | | | |
| TOTALS | | RPI 1-25 | | RPI 26-50 | | W-L RECORDS | | RPI 51-100 | | RPI 101-150 | | RPI 150+ | | | | | | | | | | | | | | | |
| 0-14-3 | | 0-5-0 | | 0-2-0 | | OVERALL | | 0-4-1 | | 0-1-0 | | 0-2-2 | | | | | | | | | | | | | | | |
| 0-7-3 | | 0-2-0 | | 0-1-0 | | HOME | | 0-2-1 | | 0-1-0 | | 0-1-2 | | | | | | | | | | | | | | | |
| 0-7-0 | | 0-3-0 | | 0-1-0 | | AWAY | | 0-2-0 | | 0-0-0 | | 0-1-0 | | | | | | | | | | | | | | | |
| 0-0-0 | | 0-0-0 | | 0-0-0 | | NEUTRAL | | 0-0-0 | | 0-0-0 | | 0-0-0 | | | | | | | | | | | | | | | |
| 0-6-3 | | 0-1-0 | | 0-0-0 | | NON-CONFERENCE | | 0-2-1 | | 0-1-0 | | 0-2-2 | | | | | | | | | | | | | | | |
| 0-2-3 | | 0-0-0 | | 0-0-0 | | HOME | | 0-0-1 | | 0-1-0 | | 0-1-2 | | | | | | | | | | | | | | | |
| 0-4-0 | | 0-1-0 | | 0-0- | | AWAY | | 0-2-0 | | 0-0-0 | | 0-1-0 | | | | | | | | | | | | | | | |
| 0-0-0 | | 0-0-0 | | 0-0-0 | | NEUTRAL | | 0-0-0 | | 0-0-0 | | 0-0-0 | | | | | | | | | | | | | | | |
| 0-8-0 | | 0-4-0 | | 0-2-0 | | CONFERENCE | | 0-2-0 | | 0-0-0 | | 0-0-0 | | | | | | | | | | | | | | | |
| 0-5-0 | | 0-2-0 | | 0-1-0 | | HOME | | 0-2-0 | | 0-0-0 | | 0-0-0 | | | | | | | | | | | | | | | |
| 0-3-0 | | 0-2-0 | | 0-1-0 | | AWAY | | 0-0-0 | | 0-0-0 | | 0-0-0 | | | | | | | | | | | | | | | |
| 0-0-0 | | 0-0-0 | | 0-0-0 | | NEUTRAL | | 0-0-0 | | 0-0-0 | | 0-0-0 | | | | | | | | | | | | | | | |
| RPI | S | Opponent | | Score | | RPI | S | Opponent | | Score | | RPI | S | Opponent | | Score | | RPI | S | Opponent | | Score | | | | | |
| 2 | H | UCLA | | 0 | 3 | 40 | A | Arizona St. | | 0 | 1 | 51 | H | Colorado | | 0 | 1 | 111 | H | Eastern Mich. | | 0 | 1 | | | | |
| 13 | A | Washington | | 0 | 3 | 44 | H | Utah | | 0 | 2 | 61 | H | Southern California | | 1 | 2 | 155 | H | Loyola Marymount | | 0 | 0 | | | | |
| 14 | H | Washington St. | | 0 | 1 | | | | | | | 70 | A | North Texas | | 0 | 1 | 160 | A | FIU | | 0 | 1 | | | | |
| 16 | A | UCF | | 0 | 4 | | | | | | | 71 | A | Stephen F. Austin | | 0 | 2 | 180 | H | Cal St. Fullerton | | 0 | 0 | | | | |
| 23 | A | Arizona | | 0 | 2 | | | | | | | 100 | H | Portland | | 0 | 0 | 191 | H | St. Mary's (CA) | | 2 | 4 | | | | |
| LAST 10 GAMES | | | | | | | | | | | | | | | | | | | | | | | | | | | |
| 61 H Southern California | | | | | | 1 | 2 | 40 A Arizona St. | | | | | | 0 | 1 | 23 A Arizona | | | | | | 0 | 2 | | | | |
| 2 H UCLA | | | | | | 0 | 3 | 14 H Washington St. | | | | | | 0 | 1 | 100 H Portland | | | | | | 0 | 0 | | | | |
| 13 A Washington | | | | | | 0 | 3 | 16 A UCF | | | | | | 0 | 4 | | | | | | | | | | | | |
| 44 H Utah | | | | | | 0 | 2 | | | | | | | | | | | | | | | | | | | | |
| 51 H Colorado | | | | | | 0 | 1 | | | | | | | | | | | | | | | | | | | | |

Non-Div. I Games:

Oregon St.

| Average RPI Win: | 272 | WON-LOST RECORD | WINNING PCT. RANK | LAST 10 GAMES | STRENGTH OF SCHEDULE | OPP. STRENGTH OF SCHEDULE | TEAM RPI | ADJ RPI | CONF. RPI | ADJ CONF. RPI | | | | | | | |
|------------------|----------|--------------------|----------------------|------------------|-------------------------|------------------------------|-------------------------|------------|--------------------------|--------------------|-------|-----|------------------------|--|--|-----|--|
| DIV. I ONLY | 7-6-3 | .53125 | 142 | 6-2-2 | 275 | 201 | 217 | .47286 | 216 | 24 | 24 | | | | | | |
| DIV. I NON-CONF. | 1-5-1 | .21429 | 289 | 0-1-0 | 221 | 110 | 280 | .41323 | 279 | 24 | 24 | | | | | | |
| <hr/> | | | | | | | | | | | | | | | | | |
| TOTALS | RPI 1-25 | RPI 26-50 | | W-L RECORDS | RPI 51-100 | | RPI 101-150 | | RPI 150+ | | | | | | | | |
| 7-6-3 | 0-0-0 | 0-0-0 | | OVERALL | 0-4-0 | | 0-1-0 | | 7-1-3 | | | | | | | | |
| 3-3-1 | 0-0-0 | 0-0-0 | | HOME | 0-2-0 | | 0-1-0 | | 3-0-1 | | | | | | | | |
| 4-3-2 | 0-0-0 | 0-0-0 | | AWAY | 0-2-0 | | 0-0-0 | | 4-1-2 | | | | | | | | |
| 0-0-0 | 0-0-0 | 0-0-0 | | NEUTRAL | 0-0-0 | | 0-0-0 | | 0-0-0 | | | | | | | | |
| <hr/> | | | | | | | | | | | | | | | | | |
| 1-5-1 | 0-0-0 | 0-0-0 | | NON-CONFERENCE | 0-3-0 | | 0-1-0 | | 1-1-1 | | | | | | | | |
| 0-2-0 | 0-0-0 | 0-0-0 | | HOME | 0-1-0 | | 0-1-0 | | 0-0-0 | | | | | | | | |
| 1-3-1 | 0-0-0 | 0-0- | | AWAY | 0-2-0 | | 0-0-0 | | 1-1-1 | | | | | | | | |
| 0-0-0 | 0-0-0 | 0-0-0 | | NEUTRAL | 0-0-0 | | 0-0-0 | | 0-0-0 | | | | | | | | |
| <hr/> | | | | | | | | | | | | | | | | | |
| 6-1-2 | 0-0-0 | 0-0-0 | | CONFERENCE | 0-1-0 | | 0-0-0 | | 6-0-2 | | | | | | | | |
| 3-1-1 | 0-0-0 | 0-0-0 | | HOME | 0-1-0 | | 0-0-0 | | 3-0-1 | | | | | | | | |
| 3-0-1 | 0-0-0 | 0-0-0 | | AWAY | 0-0-0 | | 0-0-0 | | 3-0-1 | | | | | | | | |
| 0-0-0 | 0-0-0 | 0-0-0 | | NEUTRAL | 0-0-0 | | 0-0-0 | | 0-0-0 | | | | | | | | |
| <hr/> | | | | | | | | | | | | | | | | | |
| RPI S | Opponent | Score | RPI S | Opponent | Score | RPI S | Opponent | Score | RPI S | Opponent | Score | | | | | | |
| | | | | | | 70 H | North Texas | 0 2 | 107 H | Montana | 1 3 | | | | | | |
| | | | | | | 71 H | Stephen F. Austin | 0 2 | 199 A | UTSA | 0 1 | | | | | | |
| | | | | | | 76 A | Baylor | 0 2 | 208 H | Abilene Christian | 1 0 | | | | | | |
| | | | | | | 81 A | UTEP | 1 2 | 222 A | Houston | 1 1 | | | | | | |
| | | | | | | | | | 258 H | Lamar | 1 1 | | | | | | |
| | | | | | | | | | 264 A | Central Ark. | 2 0 | | | | | | |
| | | | | | | | | | 267 H | McNeese St. | 2 1 | | | | | | |
| | | | | | | | | | 270 A | Nicholls St. | 1 0 | | | | | | |
| | | | | | | | | | 271 A | A&M-Corpus Christi | 2 1 | | | | | | |
| | | | | | | | | | 288 A | Northwestern St. | 1 1 | | | | | | |
| | | | | | | | | | 309 A | New Mexico St. | 3 0 | | | | | | |
| | | | | | | | | | 313 H | Incarnate Word | 5 0 | | | | | | |
| | | | | | | <hr/> | | | | | | | | | | | |
| | | | | | | LAST 10 GAMES | | | | | | | | | | | |
| | | | | | | | | | 271 A A&M-Corpus Christi | | | 2 1 | 71 H Stephen F. Austin | | | 0 2 | |
| | | | 270 A Nicholls St. | | | 1 0 | 258 H Lamar | | | 1 1 | | | | | | | |
| | | | 264 A Central Ark. | | | 2 0 | 288 A Northwestern St. | | | 1 1 | | | | | | | |
| | | | 313 H Incarnate Word | | | 5 0 | 208 H Abilene Christian | | | 1 0 | | | | | | | |
| | | | 267 H McNeese St. | | | 2 1 | 70 H North Texas | | | 0 2 | | | | | | | |

Non-Div. I Games:

Houston Baptist

| Average RPI Win: | 210 | WON-LOST | WINNING | LAST 10 | STRENGTH OF | OPP. STRENGTH | TEAM | ADJ | CONF. | ADJ CONF. | |
|-------------------|----------|-----------|---------------|----------------|-------------|---------------|---------------|-------------|-------|------------------|-------|
| Average RPI Loss: | 168 | RECORD | PCT. RANK | GAMES | SCHEDULE | OF SCHEDULE | RPI | RPI | RPI | RPI | |
| DIV. I ONLY | 7-8-3 | .47222 | 182 | 4-5-1 | 230 | 189 | 216 | .47098 | 218 | 17 | 17 |
| DIV. I NON-CONF. | 3-3-2 | .5 | 153 | 0-0-0 | 284 | 225 | 238 | .44921 | 238 | 15 | 15 |
| <hr/> | | | | | | | | | | | |
| TOTALS | RPI 1-25 | RPI 26-50 | | W-L RECORDS | | RPI 51-100 | | RPI 101-150 | | RPI 150+ | |
| 7-8-3 | 0-0-0 | 0-1-0 | | OVERALL | | 1-0-0 | | 1-4-1 | | 5-3-2 | |
| 4-4-1 | 0-0-0 | 0-1-0 | | HOME | | 1-0-0 | | 0-2-0 | | 3-1-1 | |
| 3-4-2 | 0-0-0 | 0-0-0 | | AWAY | | 0-0-0 | | 1-2-1 | | 2-2-1 | |
| 0-0-0 | 0-0-0 | 0-0-0 | | NEUTRAL | | 0-0-0 | | 0-0-0 | | 0-0-0 | |
| <hr/> | | | | | | | | | | | |
| 3-3-2 | 0-0-0 | 0-0-0 | | NON-CONFERENCE | | 0-0-0 | | 1-1-1 | | 2-2-1 | |
| 1-2-0 | 0-0-0 | 0-0-0 | | HOME | | 0-0-0 | | 0-1-0 | | 1-1-0 | |
| 2-1-2 | 0-0-0 | 0-0- | | AWAY | | 0-0-0 | | 1-0-1 | | 1-1-1 | |
| 0-0-0 | 0-0-0 | 0-0-0 | | NEUTRAL | | 0-0-0 | | 0-0-0 | | 0-0-0 | |
| <hr/> | | | | | | | | | | | |
| 4-5-1 | 0-0-0 | 0-1-0 | | CONFERENCE | | 1-0-0 | | 0-3-0 | | 3-1-1 | |
| 3-2-1 | 0-0-0 | 0-1-0 | | HOME | | 1-0-0 | | 0-1-0 | | 2-0-1 | |
| 1-3-0 | 0-0-0 | 0-0-0 | | AWAY | | 0-0-0 | | 0-2-0 | | 1-1-0 | |
| 0-0-0 | 0-0-0 | 0-0-0 | | NEUTRAL | | 0-0-0 | | 0-0-0 | | 0-0-0 | |
| <hr/> | | | | | | | | | | | |
| RPI S | Opponent | Score | RPI S | Opponent | Score | RPI S | Opponent | Score | RPI S | Opponent | Score |
| | | | 45 H | San Diego St. | 0 1 | 94 H | Colorado Col. | 3 2 | 123 H | Wyoming | 0 2 |
| | | | | | | | | | 125 A | Portland St. | 1 0 |
| | | | | | | | | | 126 H | Cal Poly | 0 2 |
| | | | | | | | | | 135 A | San Francisco | 1 1 |
| | | | | | | | | | 136 A | Utah St. | 0 1 |
| | | | | | | | | | 137 A | UNLV | 0 3 |
| | | | | | | | | | 172 A | Boise St. | 1 0 |
| | | | | | | | | | 187 H | New Mexico | 1 1 |
| | | | | | | | | | 190 A | UC Santa Barbara | 0 0 |
| | | | | | | | | | 223 H | Air Force | 2 1 |
| | | | | | | | | | 255 A | UC Davis | 0 1 |
| | | | | | | | | | 258 H | Lamar | 0 1 |
| | | | | | | | | | 260 A | Nevada | 1 2 |
| | | | | | | | | | 272 H | Colorado St. | 3 0 |
| | | | | | | | | | 284 H | Sacramento St. | 1 0 |
| | | | | | | | | | 297 A | Pacific | 4 0 |
| <hr/> | | | | | | | | | | | |
| | | | LAST 10 GAMES | | | | | | | | |
| | | | 223 H | Air Force | 2 1 | 136 A | Utah St. | 0 1 | | | |
| | | | 94 H | Colorado Col. | 3 2 | 137 A | UNLV | 0 3 | | | |
| | | | 123 H | Wyoming | 0 2 | 260 A | Nevada | 1 2 | | | |
| | | | 272 H | Colorado St. | 3 0 | 187 H | New Mexico | 1 1 | | | |
| | | | 172 A | Boise St. | 1 0 | 45 H | San Diego St. | 0 1 | | | |

Non-Div. I Games:

San Jose St.

| Average RPI Win: 226 | | WON-LOST RECORD | | WINNING PCT. RANK | | LAST 10 GAMES | | STRENGTH OF SCHEDULE | | OPP. STRENGTH OF SCHEDULE | | TEAM RPI | | ADJ RPI | | CONF. RPI | | ADJ CONF. RPI | |
|----------------------|---------------|-----------------|---|-------------------|----------------|----------------|---|----------------------|--------------------|---------------------------|---|----------|--------------------|------------|---|-----------|--|---------------|--|
| DIV. I ONLY | | 5-12-0 | | .29412 279 | | 2-8-0 | | 96 | | 129 | | 219 | | .46895 219 | | 10 | | 10 | |
| DIV. I NON-CONF. | | 4-4-0 | | .5 153 | | 1-0-0 | | 68 | | 169 | | 115 | | .5274 119 | | 8 | | 8 | |
| TOTALS | | RPI 1-25 | | RPI 26-50 | | W-L RECORDS | | RPI 51-100 | | RPI 101-150 | | RPI 150+ | | | | | | | |
| 5-12-0 | | 0-1-0 | | 0-2-0 | | OVERALL | | 0-3-0 | | 0-3-0 | | 5-3-0 | | | | | | | |
| 3-5-0 | | 0-0-0 | | 0-2-0 | | HOME | | 0-1-0 | | 0-1-0 | | 3-1-0 | | | | | | | |
| 0-7-0 | | 0-1-0 | | 0-0-0 | | AWAY | | 0-2-0 | | 0-2-0 | | 0-2-0 | | | | | | | |
| 2-0-0 | | 0-0-0 | | 0-0-0 | | NEUTRAL | | 0-0-0 | | 0-0-0 | | 2-0-0 | | | | | | | |
| 4-4-0 | | 0-1-0 | | 0-1-0 | | NON-CONFERENCE | | 0-0-0 | | 0-1-0 | | 4-1-0 | | | | | | | |
| 2-2-0 | | 0-0-0 | | 0-1-0 | | HOME | | 0-0-0 | | 0-0-0 | | 2-1-0 | | | | | | | |
| 0-2-0 | | 0-1-0 | | 0-0- | | AWAY | | 0-0-0 | | 0-1-0 | | 0-0-0 | | | | | | | |
| 2-0-0 | | 0-0-0 | | 0-0-0 | | NEUTRAL | | 0-0-0 | | 0-0-0 | | 2-0-0 | | | | | | | |
| 1-8-0 | | 0-0-0 | | 0-1-0 | | CONFERENCE | | 0-3-0 | | 0-2-0 | | 1-2-0 | | | | | | | |
| 1-3-0 | | 0-0-0 | | 0-1-0 | | HOME | | 0-1-0 | | 0-1-0 | | 1-0-0 | | | | | | | |
| 0-5-0 | | 0-0-0 | | 0-0-0 | | AWAY | | 0-2-0 | | 0-1-0 | | 0-2-0 | | | | | | | |
| 0-0-0 | | 0-0-0 | | 0-0-0 | | NEUTRAL | | 0-0-0 | | 0-0-0 | | 0-0-0 | | | | | | | |
| RPI S | Opponent | Score | | RPI S | Opponent | Score | | RPI S | Opponent | Score | | RPI S | Opponent | Score | | | | | |
| 6 A | West Virginia | 0 | 2 | 26 H | Clemson | 0 | 5 | 62 H | Northeastern | 0 | 4 | 103 H | Drexel | 0 | 1 | | | | |
| | | | | 48 H | Hofstra | 1 | 4 | 79 A | James Madison | 0 | 1 | 145 A | High Point | 0 | 3 | | | | |
| | | | | | | | | 91 A | William & Mary | 1 | 3 | 147 A | Towson | 0 | 2 | | | | |
| | | | | | | | | | | | | 163 H | Appalachian St. | 1 | 3 | | | | |
| | | | | | | | | | | | | 179 H | Delaware | 2 | 0 | | | | |
| | | | | | | | | | | | | 184 A | UNCW | 0 | 2 | | | | |
| | | | | | | | | | | | | 192 H | Jacksonville St. | 2 | 0 | | | | |
| | | | | | | | | | | | | 198 N | Coastal Caro. | 1 | 0 | | | | |
| | | | | | | | | | | | | 249 H | Gardner-Webb | 2 | 0 | | | | |
| | | | | | | | | | | | | 254 A | Col. of Charleston | 1 | 3 | | | | |
| | | | | | | | | | | | | 310 N | Francis Marion | 3 | 1 | | | | |
| LAST 10 GAMES | | | | | | | | | | | | | | | | | | | |
| | | | | 79 A | James Madison | 0 | 1 | 184 A | UNCW | 0 | 2 | | | | | | | | |
| | | | | 147 A | Towson | 0 | 2 | 254 A | Col. of Charleston | 1 | 3 | | | | | | | | |
| | | | | 91 A | William & Mary | 1 | 3 | 62 H | Northeastern | 0 | 4 | | | | | | | | |
| | | | | 179 H | Delaware | 2 | 0 | 48 H | Hofstra | 1 | 4 | | | | | | | | |
| | | | | 103 H | Drexel | 0 | 1 | 249 H | Gardner-Webb | 2 | 0 | | | | | | | | |

Non-Div. I Games:

Elon

| Average RPI Win: 255 | | WON-LOST RECORD | | WINNING PCT. RANK | | LAST 10 GAMES | | STRENGTH OF SCHEDULE | | OPP. STRENGTH OF SCHEDULE | | TEAM RPI | | ADJ RPI | | CONF. RPI | | ADJ CONF. RPI | |
|-----------------------|----------|-----------------|--|-------------------|----------------|----------------|--|----------------------|-------------------|---------------------------|--|----------|----------------|------------|--|-----------|--|---------------|--|
| Average RPI Loss: 138 | | | | | | | | | | | | | | | | | | | |
| DIV. I ONLY | | 7-9-1 | | .44118 210 | | 1-8-1 | | 222 | | 174 | | 221 | | .468 220 | | 13 | | 13 | |
| DIV. I NON-CONF. | | 6-4-0 | | .6 115 | | 0-3-0 | | 276 | | 239 | | 208 | | .47919 207 | | 14 | | 14 | |
| TOTALS | | RPI 1-25 | | RPI 26-50 | | W-L RECORDS | | RPI 51-100 | | RPI 101-150 | | RPI 150+ | | | | | | | |
| 7-9-1 | | 0-1-0 | | 0-0-0 | | OVERALL | | 0-2-1 | | 0-2-0 | | 7-4-0 | | | | | | | |
| 5-3-1 | | 0-0-0 | | 0-0-0 | | HOME | | 0-1-1 | | 0-0-0 | | 5-2-0 | | | | | | | |
| 2-6-0 | | 0-1-0 | | 0-0-0 | | AWAY | | 0-1-0 | | 0-2-0 | | 2-2-0 | | | | | | | |
| 0-0-0 | | 0-0-0 | | 0-0-0 | | NEUTRAL | | 0-0-0 | | 0-0-0 | | 0-0-0 | | | | | | | |
| 6-4-0 | | 0-0-0 | | 0-0-0 | | NON-CONFERENCE | | 0-1-0 | | 0-1-0 | | 6-2-0 | | | | | | | |
| 4-1-0 | | 0-0-0 | | 0-0-0 | | HOME | | 0-0-0 | | 0-0-0 | | 4-1-0 | | | | | | | |
| 2-3-0 | | 0-0-0 | | 0-0- | | AWAY | | 0-1-0 | | 0-1-0 | | 2-1-0 | | | | | | | |
| 0-0-0 | | 0-0-0 | | 0-0-0 | | NEUTRAL | | 0-0-0 | | 0-0-0 | | 0-0-0 | | | | | | | |
| 1-5-1 | | 0-1-0 | | 0-0-0 | | CONFERENCE | | 0-1-1 | | 0-1-0 | | 1-2-0 | | | | | | | |
| 1-2-1 | | 0-0-0 | | 0-0-0 | | HOME | | 0-1-1 | | 0-0-0 | | 1-1-0 | | | | | | | |
| 0-3-0 | | 0-1-0 | | 0-0-0 | | AWAY | | 0-0-0 | | 0-1-0 | | 0-1-0 | | | | | | | |
| 0-0-0 | | 0-0-0 | | 0-0-0 | | NEUTRAL | | 0-0-0 | | 0-0-0 | | 0-0-0 | | | | | | | |
| RPI S | Opponent | Score | | RPI S | Opponent | Score | | RPI S | Opponent | Score | | RPI S | Opponent | Score | | | | | |
| 21 A | La Salle | 0 1 | | | | | | 74 H | VCU | 0 1 | | 105 A | Dayton | 0 2 | | | | | |
| | | | | | | | | 80 A | Providence | 1 3 | | 111 A | Eastern Mich. | 0 2 | | | | | |
| | | | | | | | | 90 H | George Washington | 1 1 | | 158 H | Columbia | 1 2 | | | | | |
| | | | | | | | | | | | | 173 H | Saint Joseph's | 1 0 | | | | | |
| | | | | | | | | | | | | 212 H | Manhattan | 2 1 | | | | | |
| | | | | | | | | | | | | 213 A | Saint Louis | 0 2 | | | | | |
| | | | | | | | | | | | | 229 H | Maine | 2 0 | | | | | |
| | | | | | | | | | | | | 235 H | George Mason | 0 1 | | | | | |
| | | | | | | | | | | | | 241 A | Stony Brook | 2 3 | | | | | |
| | | | | | | | | | | | | 281 A | Iona | 1 0 | | | | | |
| | | | | | | | | | | | | 285 H | Vermont | 1 0 | | | | | |
| | | | | | | | | | | | | 303 H | Citadel | 2 0 | | | | | |
| | | | | | | | | | | | | 305 A | LIU Brooklyn | 2 1 | | | | | |
| | | | | LAST 10 GAMES | | | | | | | | | | | | | | | |
| | | | | 235 H | George Mason | 0 1 | | 90 H | George Washington | 1 1 | | | | | | | | | |
| | | | | 173 H | Saint Joseph's | 1 0 | | 74 H | VCU | 0 1 | | | | | | | | | |
| | | | | 105 A | Dayton | 0 2 | | 158 H | Columbia | 1 2 | | | | | | | | | |
| | | | | 213 A | Saint Louis | 0 2 | | 241 A | Stony Brook | 2 3 | | | | | | | | | |
| | | | | 21 A | La Salle | 0 1 | | 80 A | Providence | 1 3 | | | | | | | | | |

Non-Div. I Games:

Fordham

Longwood

Longwood

Houston

Houston

| | | | | | | | | | | | |
|-------------------|----------|-----------------|-------------------|----------------|----------------------|---------------------------|---------------|------------|-----------|------------------|-------|
| Average RPI Win: | 222 | WON-LOST RECORD | WINNING PCT. RANK | LAST 10 GAMES | STRENGTH OF SCHEDULE | OPP. STRENGTH OF SCHEDULE | TEAM RPI | ADJ RPI | CONF. RPI | ADJ CONF. RPI | |
| Average RPI Loss: | 160 | | | | | | | | | | |
| DIV. I ONLY | | 7-9-1 | .44118 210 | 4-5-1 | 215 | 191 | 220 | .46651 223 | 17 | 17 | |
| DIV. I NON-CONF. | | 3-4-0 | .42857 211 | 0-0-0 | 199 | 228 | 222 | .46583 223 | 15 | 15 | |
| <hr/> | | | | | | | | | | | |
| TOTALS | RPI 1-25 | RPI 26-50 | | W-L RECORDS | RPI 51-100 | | RPI 101-150 | | RPI 150+ | | |
| 7-9-1 | 0-0-0 | 0-1-0 | | OVERALL | 0-1-0 | | 1-3-0 | | 6-4-1 | | |
| 7-4-0 | 0-0-0 | 0-0-0 | | HOME | 0-0-0 | | 1-2-0 | | 6-2-0 | | |
| 0-5-1 | 0-0-0 | 0-1-0 | | AWAY | 0-1-0 | | 0-1-0 | | 0-2-1 | | |
| 0-0-0 | 0-0-0 | 0-0-0 | | NEUTRAL | 0-0-0 | | 0-0-0 | | 0-0-0 | | |
| 3-4-0 | 0-0-0 | 0-0-0 | | NON-CONFERENCE | 0-1-0 | | 0-1-0 | | 3-2-0 | | |
| 3-3-0 | 0-0-0 | 0-0-0 | | HOME | 0-0-0 | | 0-1-0 | | 3-2-0 | | |
| 0-1-0 | 0-0-0 | 0-0- | | AWAY | 0-1-0 | | 0-0-0 | | 0-0-0 | | |
| 0-0-0 | 0-0-0 | 0-0-0 | | NEUTRAL | 0-0-0 | | 0-0-0 | | 0-0-0 | | |
| 4-5-1 | 0-0-0 | 0-1-0 | | CONFERENCE | 0-0-0 | | 1-2-0 | | 3-2-1 | | |
| 4-1-0 | 0-0-0 | 0-0-0 | | HOME | 0-0-0 | | 1-1-0 | | 3-0-0 | | |
| 0-4-1 | 0-0-0 | 0-1-0 | | AWAY | 0-0-0 | | 0-1-0 | | 0-2-1 | | |
| 0-0-0 | 0-0-0 | 0-0-0 | | NEUTRAL | 0-0-0 | | 0-0-0 | | 0-0-0 | | |
| RPI S | Opponent | Score | RPI S | Opponent | Score | RPI S | Opponent | Score | RPI S | Opponent | Score |
| | | | 45 A | San Diego St. | 2 3 | 65 A | Rice | 2 3 | 107 H | Montana | 0 1 |
| | | | | | | | | | 123 A | Wyoming | 2 5 |
| | | | | | | | | | 136 H | Utah St. | 1 0 |
| | | | | | | | | | 137 H | UNLV | 0 2 |
| | | | | | | | | | 172 H | Boise St. | 2 0 |
| | | | | | | | | | 187 A | New Mexico | 1 1 |
| | | | | | | | | | 201 H | Central Mich. | 3 2 |
| | | | | | | | | | 204 H | Northern Colo. | 1 2 |
| | | | | | | | | | 218 A | San Jose St. | 1 2 |
| | | | | | | | | | 250 H | Oakland | 5 1 |
| | | | | | | | | | 255 H | UC Davis | 1 0 |
| | | | | | | | | | 260 H | Nevada | 1 0 |
| | | | | | | | | | 268 H | North Dakota St. | 1 2 |
| | | | | | | | | | 272 A | Colorado St. | 0 1 |
| | | | | | | | | | 279 H | Fresno St. | 4 0 |
| | | | LAST 10 GAMES | | | | | | | | |
| | | | 218 A | San Jose St. | 1 2 | 272 A | Colorado St. | 0 1 | | | |
| | | | 279 H | Fresno St. | 4 0 | 45 A | San Diego St. | 2 3 | | | |
| | | | 137 H | UNLV | 0 2 | 187 A | New Mexico | 1 1 | | | |
| | | | 260 H | Nevada | 1 0 | 136 H | Utah St. | 1 0 | | | |
| | | | 123 A | Wyoming | 2 5 | 172 H | Boise St. | 2 0 | | | |

Non-Div. I Games:

Air Force

| Average RPI Win: 294 | | WON-LOST | WINNING | LAST 10 | STRENGTH OF | | OPP. STRENGTH | TEAM | ADJ | CONF. | ADJ CONF. |
|-----------------------|----------------|----------|-----------|----------------|----------------|-------|---------------|-------|----------------|--------|-----------|
| Average RPI Loss: 121 | | RECORD | PCT. RANK | GAMES | SCHEDULE | | OF SCHEDULE | RPI | RPI | RPI | RPI |
| DIV. I ONLY | | 6-10-0 | .375 | 245 | 3-7-0 | | 127 | 270 | 228 | .46602 | 224 |
| DIV. I NON-CONF. | | 3-4-0 | .42857 | 211 | 0-1-0 | | 72 | 263 | 162 | .50187 | 163 |
| TOTALS | | RPI 1-25 | RPI 26-50 | | W-L RECORDS | | RPI 51-100 | | RPI 101-150 | | RPI 150+ |
| 6-10-0 | 0-0-0 | 0-2-0 | | OVERALL | | 0-2-0 | | 0-2-0 | | 6-4-0 | |
| 4-3-0 | 0-0-0 | 0-0-0 | | HOME | | 0-2-0 | | 0-0-0 | | 4-1-0 | |
| 2-7-0 | 0-0-0 | 0-2-0 | | AWAY | | 0-0-0 | | 0-2-0 | | 2-3-0 | |
| 0-0-0 | 0-0-0 | 0-0-0 | | NEUTRAL | | 0-0-0 | | 0-0-0 | | 0-0-0 | |
| 3-4-0 | 0-0-0 | 0-2-0 | | NON-CONFERENCE | | 0-0-0 | | 0-0-0 | | 3-2-0 | |
| 2-0-0 | 0-0-0 | 0-0-0 | | HOME | | 0-0-0 | | 0-0-0 | | 2-0-0 | |
| 1-4-0 | 0-0-0 | 0-0- | | AWAY | | 0-0-0 | | 0-0-0 | | 1-2-0 | |
| 0-0-0 | 0-0-0 | 0-0-0 | | NEUTRAL | | 0-0-0 | | 0-0-0 | | 0-0-0 | |
| 3-6-0 | 0-0-0 | 0-0-0 | | CONFERENCE | | 0-2-0 | | 0-2-0 | | 3-2-0 | |
| 2-3-0 | 0-0-0 | 0-0-0 | | HOME | | 0-2-0 | | 0-0-0 | | 2-1-0 | |
| 1-3-0 | 0-0-0 | 0-0-0 | | AWAY | | 0-0-0 | | 0-2-0 | | 1-1-0 | |
| 0-0-0 | 0-0-0 | 0-0-0 | | NEUTRAL | | 0-0-0 | | 0-0-0 | | 0-0-0 | |
| RPI S | Opponent | Score | | RPI S | Opponent | Score | | RPI S | Opponent | Score | |
| 26 A | Clemson | 0 | 1 | 88 H | Samford | 0 | 2 | 120 A | UNC Greensboro | 1 | 2 |
| 37 A | FGCU | 0 | 3 | 95 H | Furman | 2 | 4 | 142 A | East Tenn. St. | 0 | 3 |
| | | | | | | | | 152 A | Fla. Atlantic | 0 | 1 |
| | | | | | | | | 156 H | Mercer | 0 | 2 |
| | | | | | | | | 197 A | Western Caro. | 0 | 3 |
| | | | | | | | | 198 A | Coastal Caro. | 0 | 1 |
| | | | | | | | | 249 H | Gardner-Webb | 3 | 2 |
| | | | | | | | | 283 A | UNC Asheville | 3 | 2 |
| | | | | | | | | 286 H | Presbyterian | 3 | 0 |
| | | | | | | | | 303 H | Citadel | 3 | 0 |
| | | | | | | | | 317 A | VMI | 5 | 0 |
| | | | | | | | | 327 H | Chattanooga | 10 | 0 |
| LAST 10 GAMES | | | | | | | | | | | |
| 120 A | UNC Greensboro | 1 | 2 | 303 H | Citadel | 3 | 0 | | | | |
| 317 A | VMI | 5 | 0 | 156 H | Mercer | 0 | 2 | | | | |
| 88 H | Samford | 0 | 2 | 142 A | East Tenn. St. | 0 | 3 | | | | |
| 327 H | Chattanooga | 10 | 0 | 197 A | Western Caro. | 0 | 3 | | | | |
| 95 H | Furman | 2 | 4 | 152 A | Fla. Atlantic | 0 | 1 | | | | |

Non-Div. I Games:

Wofford

| Average RPI Win: 231 | | WON-LOST | WINNING | LAST 10 | STRENGTH OF | | OPP. STRENGTH | TEAM | ADJ | CONF. | ADJ CONF. |
|-----------------------|----------|----------|-----------|---------------|----------------|-------|---------------|-------|-------------|---------------|-----------|
| Average RPI Loss: 165 | | RECORD | PCT. RANK | GAMES | SCHEDULE | | OF SCHEDULE | RPI | RPI | RPI | RPI |
| DIV. I ONLY | | 6-9-3 | .41667 | 224 | 4-3-3 | | 179 | 249 | 222 | .46529 | 225 |
| DIV. I NON-CONF. | | 2-6-0 | .25 | 279 | 0-0-0 | | 236 | 313 | 292 | .39722 | 292 |
| TOTALS | | RPI 1-25 | RPI 26-50 | | W-L RECORDS | | RPI 51-100 | | RPI 101-150 | | RPI 150+ |
| 6-9-3 | 0-0-0 | | 0-0-1 | | OVERALL | | 0-2-0 | | 1-2-0 | | 5-5-2 |
| 4-2-3 | 0-0-0 | | 0-0-1 | | HOME | | 0-0-0 | | 1-0-0 | | 3-2-2 |
| 2-6-0 | 0-0-0 | | 0-0-0 | | AWAY | | 0-2-0 | | 0-1-0 | | 2-3-0 |
| 0-1-0 | 0-0-0 | | 0-0-0 | | NEUTRAL | | 0-0-0 | | 0-1-0 | | 0-0-0 |
| 2-6-0 | 0-0-0 | | 0-0-0 | | NON-CONFERENCE | | 0-1-0 | | 0-1-0 | | 2-4-0 |
| 2-2-0 | 0-0-0 | | 0-0-0 | | HOME | | 0-0-0 | | 0-0-0 | | 2-2-0 |
| 0-3-0 | 0-0-0 | | 0-0- | | AWAY | | 0-1-0 | | 0-0-0 | | 0-2-0 |
| 0-1-0 | 0-0-0 | | 0-0-0 | | NEUTRAL | | 0-0-0 | | 0-1-0 | | 0-0-0 |
| 4-3-3 | 0-0-0 | | 0-0-1 | | CONFERENCE | | 0-1-0 | | 1-1-0 | | 3-1-2 |
| 2-0-3 | 0-0-0 | | 0-0-1 | | HOME | | 0-0-0 | | 1-0-0 | | 1-0-2 |
| 2-3-0 | 0-0-0 | | 0-0-0 | | AWAY | | 0-1-0 | | 0-1-0 | | 2-1-0 |
| 0-0-0 | 0-0-0 | | 0-0-0 | | NEUTRAL | | 0-0-0 | | 0-0-0 | | 0-0-0 |
| RPI S | Opponent | Score | RPI S | Opponent | Score | RPI S | Opponent | Score | RPI S | Opponent | Score |
| | | | 47 H | Buffalo | 0 0 | 55 A | Illinois St. | 1 4 | 109 A | Ball St. | 0 1 |
| | | | | | | 59 A | Miami (OH) | 1 3 | 111 H | Eastern Mich. | 3 1 |
| | | | | | | | | | 124 N | Seattle | 1 4 |
| | | | | | | | | | 162 H | Kent St. | 1 1 |
| | | | | | | | | | 171 A | Hawaii | 2 3 |
| | | | | | | | | | 183 H | SIUE | 0 1 |
| | | | | | | | | | 189 A | Toledo | 2 1 |
| | | | | | | | | | 201 A | Central Mich. | 2 1 |
| | | | | | | | | | 237 H | Green Bay | 0 4 |
| | | | | | | | | | 245 A | Akron | 0 1 |
| | | | | | | | | | 253 H | Ohio | 2 0 |
| | | | | | | | | | 259 H | Bowling Green | 0 0 |
| | | | | | | | | | 301 H | Omaha | 1 0 |
| | | | | | | | | | 304 A | Western Ill. | 0 2 |
| | | | | | | | | | 329 H | Chicago St. | 5 0 |
| LAST 10 GAMES | | | | | | | | | | | |
| | | | 259 H | Bowling Green | 0 0 | 47 H | Buffalo | 0 0 | | | |
| | | | 111 H | Eastern Mich. | 3 1 | 253 H | Ohio | 2 0 | | | |
| | | | 109 A | Ball St. | 0 1 | 162 H | Kent St. | 1 1 | | | |
| | | | 59 A | Miami (OH) | 1 3 | 189 A | Toledo | 2 1 | | | |
| | | | 245 A | Akron | 0 1 | 201 A | Central Mich. | 2 1 | | | |

Non-Div. I Games:

Northern Ill.

| | | | | | | | | | | | | | |
|-------------------|----------|-----------|---------------|----------------|-------------|---------------|-----------|---------------|--------|-----------|---------------|----|---|
| Average RPI Win: | 277 | WON-LOST | WINNING | LAST 10 | STRENGTH OF | OPP. STRENGTH | TEAM | ADJ | CONF. | ADJ CONF. | | | |
| Average RPI Loss: | 178 | RECORD | PCT. RANK | GAMES | SCHEDULE | OF SCHEDULE | RPI | RPI | RPI | RPI | | | |
| DIV. I ONLY | | 6-6-6 | .5 | 157 | 3-2-5 | 251 | 271 | 225 | .46526 | 226 | 26 | 26 | |
| DIV. I NON-CONF. | | 3-4-2 | .44444 | 196 | 0-0-1 | 281 | 252 | 253 | .43534 | 253 | 26 | 26 | |
| <hr/> | | | | | | | | | | | | | |
| TOTALS | RPI 1-25 | RPI 26-50 | | W-L RECORDS | | RPI 51-100 | | RPI 101-150 | | RPI 150+ | | | |
| 6-6-6 | 0-0-0 | 0-0-0 | | OVERALL | | 0-1-1 | | 0-2-1 | | 6-3-4 | | | |
| 3-1-4 | 0-0-0 | 0-0-0 | | HOME | | 0-0-1 | | 0-1-1 | | 3-0-2 | | | |
| 3-5-2 | 0-0-0 | 0-0-0 | | AWAY | | 0-1-0 | | 0-1-0 | | 3-3-2 | | | |
| 0-0-0 | 0-0-0 | 0-0-0 | | NEUTRAL | | 0-0-0 | | 0-0-0 | | 0-0-0 | | | |
| <hr/> | | | | | | | | | | | | | |
| 3-4-2 | 0-0-0 | 0-0-0 | | NON-CONFERENCE | | 0-0-0 | | 0-1-1 | | 3-3-1 | | | |
| 2-1-1 | 0-0-0 | 0-0-0 | | HOME | | 0-0-0 | | 0-1-1 | | 2-0-0 | | | |
| 1-3-1 | 0-0-0 | 0-0- | | AWAY | | 0-0-0 | | 0-0-0 | | 1-3-1 | | | |
| 0-0-0 | 0-0-0 | 0-0-0 | | NEUTRAL | | 0-0-0 | | 0-0-0 | | 0-0-0 | | | |
| <hr/> | | | | | | | | | | | | | |
| 3-2-4 | 0-0-0 | 0-0-0 | | CONFERENCE | | 0-1-1 | | 0-1-0 | | 3-0-3 | | | |
| 1-0-3 | 0-0-0 | 0-0-0 | | HOME | | 0-0-1 | | 0-0-0 | | 1-0-2 | | | |
| 2-2-1 | 0-0-0 | 0-0-0 | | AWAY | | 0-1-0 | | 0-1-0 | | 2-0-1 | | | |
| 0-0-0 | 0-0-0 | 0-0-0 | | NEUTRAL | | 0-0-0 | | 0-0-0 | | 0-0-0 | | | |
| <hr/> | | | | | | | | | | | | | |
| RPI S | Opponent | Score | RPI S | Opponent | Score | RPI S | Opponent | Score | RPI S | Opponent | Score | | |
| | | | | | | 83 A | Fairfield | 1 | 2 | 113 A | Monmouth | 1 | 2 |
| | | | | | | 99 H | Niagara | 0 | 0 | 122 H | Hartford | 0 | 0 |
| | | | | | | | | | | 127 H | Holy Cross | 0 | 3 |
| | | | | | | | | | | 165 H | Rider | 0 | 0 |
| | | | | | | | | | | 200 A | New Hampshire | 2 | 1 |
| | | | | | | | | | | 212 H | Manhattan | 1 | 1 |
| | | | | | | | | | | 233 A | Albany (NY) | 1 | 5 |
| | | | | | | | | | | 236 A | Binghamton | 1 | 2 |
| | | | | | | | | | | 241 H | Stony Brook | 3 | 2 |
| | | | | | | | | | | 276 A | UMass Lowell | 0 | 2 |
| | | | | | | | | | | 281 H | Iona | 2 | 1 |
| | | | | | | | | | | 285 A | Vermont | 1 | 1 |
| | | | | | | | | | | 300 A | Marist | 1 | 1 |
| | | | | | | | | | | 305 H | LIU Brooklyn | 1 | 0 |
| | | | | | | | | | | 306 A | Canisius | 1 | 0 |
| | | | | | | | | | | 326 A | Saint Peter's | 3 | 2 |
| | | | LAST 10 GAMES | | | | | | | | | | |
| | | | 165 H | Rider | 0 | 0 | 326 A | Saint Peter's | 3 | 2 | | | |
| | | | 83 A | Fairfield | 1 | 2 | 300 A | Marist | 1 | 1 | | | |
| | | | 306 A | Canisius | 1 | 0 | 281 H | Iona | 2 | 1 | | | |
| | | | 212 H | Manhattan | 1 | 1 | 113 A | Monmouth | 1 | 2 | | | |
| | | | 99 H | Niagara | 0 | 0 | 285 A | Vermont | 1 | 1 | | | |

Non-Div. I Games:

Siena

| | | | | | | | | | | | | | | | |
|------------------|----------|-----------------|-------------------|--------------------------|----------------------|---------------------------|----------|------------------------|-----------|-----------------|-------|-----|---|-----------|-----|
| Average RPI Win: | 244 | WON-LOST RECORD | WINNING PCT. RANK | LAST 10 GAMES | STRENGTH OF SCHEDULE | OPP. STRENGTH OF SCHEDULE | TEAM RPI | ADJ RPI | CONF. RPI | ADJ CONF. RPI | | | | | |
| DIV. I ONLY | | 3-9-5 | .32353 | 266 | 1-5-4 | 120 | 146 | 229 | .46482 | 227 | 8 | 8 | | | |
| DIV. I NON-CONF. | | 3-4-2 | .44444 | 196 | 1-0-1 | 146 | 212 | 191 | .48783 | 191 | 9 | 9 | | | |
| <hr/> | | | | | | | | | | | | | | | |
| TOTALS | RPI 1-25 | RPI 26-50 | | W-L RECORDS | | RPI 51-100 | | RPI 101-150 | | RPI 150+ | | | | | |
| 3-9-5 | 0-1-0 | 0-1-0 | | OVERALL | | 0-3-1 | | 1-1-1 | | 2-3-3 | | | | | |
| 1-4-2 | 0-1-0 | 0-0-0 | | HOME | | 0-1-0 | | 0-1-0 | | 1-1-2 | | | | | |
| 2-5-3 | 0-0-0 | 0-1-0 | | AWAY | | 0-2-1 | | 1-0-1 | | 1-2-1 | | | | | |
| 0-0-0 | 0-0-0 | 0-0-0 | | NEUTRAL | | 0-0-0 | | 0-0-0 | | 0-0-0 | | | | | |
| <hr/> | | | | | | | | | | | | | | | |
| 3-4-2 | 0-0-0 | 0-1-0 | | NON-CONFERENCE | | 0-0-1 | | 1-1-0 | | 2-2-1 | | | | | |
| 1-2-1 | 0-0-0 | 0-0-0 | | HOME | | 0-0-0 | | 0-1-0 | | 1-1-1 | | | | | |
| 2-2-1 | 0-0-0 | 0-0- | | AWAY | | 0-0-1 | | 1-0-0 | | 1-1-0 | | | | | |
| 0-0-0 | 0-0-0 | 0-0-0 | | NEUTRAL | | 0-0-0 | | 0-0-0 | | 0-0-0 | | | | | |
| <hr/> | | | | | | | | | | | | | | | |
| 0-5-3 | 0-1-0 | 0-0-0 | | CONFERENCE | | 0-3-0 | | 0-0-1 | | 0-1-2 | | | | | |
| 0-2-1 | 0-1-0 | 0-0-0 | | HOME | | 0-1-0 | | 0-0-0 | | 0-0-1 | | | | | |
| 0-3-2 | 0-0-0 | 0-0-0 | | AWAY | | 0-2-0 | | 0-0-1 | | 0-1-1 | | | | | |
| 0-0-0 | 0-0-0 | 0-0-0 | | NEUTRAL | | 0-0-0 | | 0-0-0 | | 0-0-0 | | | | | |
| <hr/> | | | | | | | | | | | | | | | |
| RPI | S | Opponent | Score | RPI | S | Opponent | Score | RPI | S | Opponent | Score | | | | |
| 24 | H | DePaul | 0 1 | 35 | A | Rutgers | 0 1 | 80 | A | Providence | 0 2 | 113 | H | Monmouth | 0 1 |
| | | | | | | | | 85 | A | Marquette | 0 3 | 128 | A | Army | 1 0 |
| | | | | | | | | 89 | H | St. John's (NY) | 0 1 | 144 | A | Villanova | 0 0 |
| | | | | | | | | 95 | A | Princeton | 0 0 | 158 | H | Columbia | 0 0 |
| | | | | | | | | 165 H Rider 0 1 | | | | | | | |
| | | | | | | | | 176 A Creighton 1 1 | | | | | | | |
| | | | | | | | | 177 A Butler 0 3 | | | | | | | |
| | | | | | | | | 241 A Stony Brook 1 2 | | | | | | | |
| | | | | | | | | 257 H Xavier 0 0 | | | | | | | |
| | | | | | | | | 300 A Marist 2 0 | | | | | | | |
| | | | | | | | | 305 H LIU Brooklyn 3 1 | | | | | | | |
| <hr/> | | | | | | | | | | | | | | | |
| | | | | LAST 10 GAMES | | | | | | | | | | | |
| | | | | 89 H St. John's (NY) 0 1 | | | | 24 H DePaul 0 1 | | | | | | | |
| | | | | 144 A Villanova 0 0 | | | | 177 A Butler 0 3 | | | | | | | |
| | | | | 85 A Marquette 0 3 | | | | 80 A Providence 0 2 | | | | | | | |
| | | | | 257 H Xavier 0 0 | | | | 305 H LIU Brooklyn 3 1 | | | | | | | |
| | | | | 176 A Creighton 1 1 | | | | 158 H Columbia 0 0 | | | | | | | |

Non-Div. I Games:

Seton Hall

| Average RPI Win: 233 | | WON-LOST RECORD | WINNING PCT. RANK | LAST 10 GAMES | STRENGTH OF SCHEDULE | OPP. STRENGTH OF SCHEDULE | TEAM RPI | ADJ RPI | CONF. RPI | ADJ CONF. RPI | |
|-----------------------|---|--------------------|----------------------|------------------|-------------------------|------------------------------|-------------|------------------------|--------------|------------------|----------|
| Average RPI Loss: 174 | | | | | | | | | | | |
| DIV. I ONLY | | 7-8-2 | .47059 185 | 4-4-2 | 238 | 258 | 226 | .4647 228 | 18 | 18 | |
| DIV. I NON-CONF. | | 6-6-0 | .5 153 | 3-2-0 | 230 | 287 | 224 | .46519 224 | 18 | 18 | |
| <hr/> | | | | | | | | | | | |
| TOTALS | | RPI 1-25 | | RPI 26-50 | | W-L RECORDS | | RPI 51-100 | | RPI 101-150 | RPI 150+ |
| 7-8-2 | | 0-0-0 | | 0-0-0 | | OVERALL | | 0-1-0 | | 1-1-0 | 6-6-2 |
| 4-4-0 | | 0-0-0 | | 0-0-0 | | HOME | | 0-1-0 | | 0-1-0 | 4-2-0 |
| 2-3-2 | | 0-0-0 | | 0-0-0 | | AWAY | | 0-0-0 | | 0-0-0 | 2-3-2 |
| 1-1-0 | | 0-0-0 | | 0-0-0 | | NEUTRAL | | 0-0-0 | | 1-0-0 | 0-1-0 |
| 6-6-0 | | 0-0-0 | | 0-0-0 | | NON-CONFERENCE | | 0-0-0 | | 1-0-0 | 5-6-0 |
| 3-2-0 | | 0-0-0 | | 0-0-0 | | HOME | | 0-0-0 | | 0-0-0 | 3-2-0 |
| 2-3-0 | | 0-0-0 | | 0-0- | | AWAY | | 0-0-0 | | 0-0-0 | 2-3-0 |
| 1-1-0 | | 0-0-0 | | 0-0-0 | | NEUTRAL | | 0-0-0 | | 1-0-0 | 0-1-0 |
| 1-2-2 | | 0-0-0 | | 0-0-0 | | CONFERENCE | | 0-1-0 | | 0-1-0 | 1-0-2 |
| 1-2-0 | | 0-0-0 | | 0-0-0 | | HOME | | 0-1-0 | | 0-1-0 | 1-0-0 |
| 0-0-2 | | 0-0-0 | | 0-0-0 | | AWAY | | 0-0-0 | | 0-0-0 | 0-0-2 |
| 0-0-0 | | 0-0-0 | | 0-0-0 | | NEUTRAL | | 0-0-0 | | 0-0-0 | 0-0-0 |
| RPI | S | Opponent | Score | RPI | S | Opponent | Score | RPI | S | Opponent | Score |
| | | | | | | | | | | | |
| | | | | | | 55 H Illinois St. | 0 2 | 102 N Utah Valley | | 1 0 | |
| | | | | | | | | 116 H Evansville | | 0 1 | |
| | | | | | | | | 153 A Iowa St. | | 0 2 | |
| | | | | | | | | 172 N Boise St. | | 0 3 | |
| | | | | | | | | 176 A Creighton | | 3 4 | |
| | | | | | | | | 183 A SIUE | | 2 1 | |
| | | | | | | | | 195 H Missouri St. | | 3 0 | |
| | | | | | | | | 213 H Saint Louis | | 1 2 | |
| | | | | | | | | 247 A South Dakota St. | | 2 3 | |
| | | | | | | | | 261 H South Dakota | | 0 1 | |
| | | | | | | | | 268 H North Dakota St. | | 3 0 | |
| | | | | | | | | 273 A UNI | | 2 2 | |
| | | | | | | | | 274 A Loyola Chicago | | 0 0 | |
| | | | | | | | | 279 H Fresno St. | | 2 1 | |
| | | | | | | | | 301 H Omaha | | 2 1 | |
| | | | | | | | | 304 A Western Ill. | | 2 0 | |
| <hr/> | | | | | | | | | | | |
| LAST 10 GAMES | | | | | | | | | | | |
| | | | | | | 55 H Illinois St. | 0 2 | 116 H Evansville | | 0 1 | |
| | | | | | | 195 H Missouri St. | 3 0 | 261 H South Dakota | | 0 1 | |
| | | | | | | 301 H Omaha | 2 1 | 268 H North Dakota St. | | 3 0 | |
| | | | | | | 274 A Loyola Chicago | 0 0 | 153 A Iowa St. | | 0 2 | |
| | | | | | | 273 A UNI | 2 2 | 304 A Western Ill. | | 2 0 | |

Non-Div. I Games:

Drake

| Average RPI Win: 274 | | WON-LOST | WINNING | LAST 10 | STRENGTH OF | OPP. STRENGTH | TEAM | ADJ | CONF. | ADJ CONF. | | |
|-----------------------|---|----------|-----------|-----------|-------------|--------------------|-------|------------|--------|-------------------------|-------|----------|
| Average RPI Loss: 141 | | RECORD | PCT. RANK | GAMES | SCHEDULE | OF SCHEDULE | RPI | RPI | RPI | RPI | | |
| DIV. I ONLY | | 4-7-6 | .41176 | 229 | 2-2-6 | 174 | 252 | 227 | .46449 | 229 | 21 | 21 |
| DIV. I NON-CONF. | | 2-6-1 | .27778 | 273 | 0-1-1 | 128 | 249 | 243 | .44531 | 243 | 20 | 20 |
| <hr/> | | | | | | | | | | | | |
| TOTALS | | RPI 1-25 | | RPI 26-50 | | W-L RECORDS | | RPI 51-100 | | RPI 101-150 | | RPI 150+ |
| 4-7-6 | | 0-0-0 | | 0-0-0 | | OVERALL | | 0-3-0 | | 0-2-2 | | 4-2-4 |
| 2-2-4 | | 0-0-0 | | 0-0-0 | | HOME | | 0-1-0 | | 0-0-1 | | 2-1-3 |
| 2-5-2 | | 0-0-0 | | 0-0-0 | | AWAY | | 0-2-0 | | 0-2-1 | | 2-1-1 |
| 0-0-0 | | 0-0-0 | | 0-0-0 | | NEUTRAL | | 0-0-0 | | 0-0-0 | | 0-0-0 |
| <hr/> | | | | | | | | | | | | |
| 2-6-1 | | 0-0-0 | | 0-0-0 | | NON-CONFERENCE | | 0-3-0 | | 0-1-1 | | 2-2-0 |
| 2-2-0 | | 0-0-0 | | 0-0-0 | | HOME | | 0-1-0 | | 0-0-0 | | 2-1-0 |
| 0-4-1 | | 0-0-0 | | 0-0- | | AWAY | | 0-2-0 | | 0-1-1 | | 0-1-0 |
| 0-0-0 | | 0-0-0 | | 0-0-0 | | NEUTRAL | | 0-0-0 | | 0-0-0 | | 0-0-0 |
| <hr/> | | | | | | | | | | | | |
| 2-1-5 | | 0-0-0 | | 0-0-0 | | CONFERENCE | | 0-0-0 | | 0-1-1 | | 2-0-4 |
| 0-0-4 | | 0-0-0 | | 0-0-0 | | HOME | | 0-0-0 | | 0-0-1 | | 0-0-3 |
| 2-1-1 | | 0-0-0 | | 0-0-0 | | AWAY | | 0-0-0 | | 0-1-0 | | 2-0-1 |
| 0-0-0 | | 0-0-0 | | 0-0-0 | | NEUTRAL | | 0-0-0 | | 0-0-0 | | 0-0-0 |
| <hr/> | | | | | | | | | | | | |
| RPI | S | Opponent | Score | RPI | S | Opponent | Score | RPI | S | Opponent | Score | |
| | | | | | | | | | | | | |
| | | | | | | 62 H Northeastern | 0 4 | | | 122 H Hartford | 0 0 | |
| | | | | | | 64 A Rhode Island | 0 3 | | | 127 A Holy Cross | 0 1 | |
| | | | | | | 83 A Fairfield | 1 2 | | | 143 A UMBC | 0 1 | |
| | | | | | | | | | | 148 A Central Conn. St. | 3 3 | |
| | | | | | | | | | | 200 H New Hampshire | 0 0 | |
| | | | | | | | | | | 220 A Fordham | 0 2 | |
| | | | | | | | | | | 233 H Albany (NY) | 1 1 | |
| | | | | | | | | | | 236 A Binghamton | 0 0 | |
| | | | | | | | | | | 241 A Stony Brook | 1 0 | |
| | | | | | | | | | | 268 H North Dakota St. | 1 0 | |
| | | | | | | | | | | 276 A UMass Lowell | 1 0 | |
| | | | | | | | | | | 285 H Vermont | 1 1 | |
| | | | | | | | | | | 289 H Bryant | 0 1 | |
| | | | | | | | | | | 311 H Quinnipiac | 1 0 | |
| <hr/> | | | | | | | | | | | | |
| LAST 10 GAMES | | | | | | | | | | | | |
| | | | | | | 233 H Albany (NY) | 1 1 | | | 200 H New Hampshire | 0 0 | |
| | | | | | | 276 A UMass Lowell | 1 0 | | | 241 A Stony Brook | 1 0 | |
| | | | | | | 122 H Hartford | 0 0 | | | 236 A Binghamton | 0 0 | |
| | | | | | | 143 A UMBC | 0 1 | | | 64 A Rhode Island | 0 3 | |
| | | | | | | 285 H Vermont | 1 1 | | | 148 A Central Conn. St. | 3 3 | |

Non-Div. I Games:

Maine

| Average RPI Win: 268 | | WON-LOST | WINNING | LAST 10 | STRENGTH OF | | OPP. STRENGTH | TEAM | ADJ | CONF. | ADJ CONF. | | | | | | |
|-----------------------|---|----------|-----------|-----------|-------------|----------------|---------------|------------|-----|----------------|-----------|----------|-----|----------|----------------|---|---|
| Average RPI Loss: 177 | | RECORD | PCT. RANK | GAMES | SCHEDULE | | OF SCHEDULE | RPI | RPI | RPI | RPI | | | | | | |
| DIV. I ONLY | | 7-6-1 | .53571 | 139 | 6-3-0 | | 295 | 254 | 233 | .46311 | 230 | 27 | 27 | | | | |
| DIV. I NON-CONF. | | 2-4-1 | .35714 | 242 | 1-1-0 | | 311 | 149 | 289 | .40321 | 288 | 27 | 27 | | | | |
| <hr/> | | | | | | | | | | | | | | | | | |
| TOTALS | | RPI 1-25 | | RPI 26-50 | | W-L RECORDS | | RPI 51-100 | | RPI 101-150 | | RPI 150+ | | | | | |
| 7-6-1 | | 0-0-0 | | 0-0-0 | | OVERALL | | 0-1-0 | | 0-1-0 | | 7-4-1 | | | | | |
| 3-0-1 | | 0-0-0 | | 0-0-0 | | HOME | | 0-0-0 | | 0-0-0 | | 3-0-1 | | | | | |
| 4-6-0 | | 0-0-0 | | 0-0-0 | | AWAY | | 0-1-0 | | 0-1-0 | | 4-4-0 | | | | | |
| 0-0-0 | | 0-0-0 | | 0-0-0 | | NEUTRAL | | 0-0-0 | | 0-0-0 | | 0-0-0 | | | | | |
| <hr/> | | | | | | | | | | | | | | | | | |
| 2-4-1 | | 0-0-0 | | 0-0-0 | | NON-CONFERENCE | | 0-1-0 | | 0-0-0 | | 2-3-1 | | | | | |
| 0-0-1 | | 0-0-0 | | 0-0-0 | | HOME | | 0-0-0 | | 0-0-0 | | 0-0-1 | | | | | |
| 2-4-0 | | 0-0-0 | | 0-0- | | AWAY | | 0-1-0 | | 0-0-0 | | 2-3-0 | | | | | |
| 0-0-0 | | 0-0-0 | | 0-0-0 | | NEUTRAL | | 0-0-0 | | 0-0-0 | | 0-0-0 | | | | | |
| <hr/> | | | | | | | | | | | | | | | | | |
| 5-2-0 | | 0-0-0 | | 0-0-0 | | CONFERENCE | | 0-0-0 | | 0-1-0 | | 5-1-0 | | | | | |
| 3-0-0 | | 0-0-0 | | 0-0-0 | | HOME | | 0-0-0 | | 0-0-0 | | 3-0-0 | | | | | |
| 2-2-0 | | 0-0-0 | | 0-0-0 | | AWAY | | 0-0-0 | | 0-1-0 | | 2-1-0 | | | | | |
| 0-0-0 | | 0-0-0 | | 0-0-0 | | NEUTRAL | | 0-0-0 | | 0-0-0 | | 0-0-0 | | | | | |
| <hr/> | | | | | | | | | | | | | | | | | |
| RPI | S | Opponent | Score | RPI | S | Opponent | Score | RPI | S | Opponent | Score | RPI | S | Opponent | Score | | |
| | | | | | | | | 51 | A | Colorado | 0 | 3 | 134 | A | Valparaiso | 0 | 1 |
| | | | | | | | | | | | | | 181 | A | Denver | 0 | 1 |
| | | | | | | | | | | | | | 189 | A | Toledo | 1 | 3 |
| | | | | | | | | | | | | | 201 | H | Central Mich. | 0 | 0 |
| | | | | | | | | | | | | | 237 | A | Green Bay | 3 | 2 |
| | | | | | | | | | | | | | 242 | H | Cleveland St. | 2 | 1 |
| | | | | | | | | | | | | | 250 | H | Oakland | 2 | 1 |
| | | | | | | | | | | | | | 251 | A | Wright St. | 0 | 2 |
| | | | | | | | | | | | | | 253 | A | Ohio | 1 | 3 |
| | | | | | | | | | | | | | 259 | A | Bowling Green | 3 | 0 |
| | | | | | | | | | | | | | 275 | H | Youngstown St. | 1 | 0 |
| | | | | | | | | | | | | | 307 | A | Ill.-Chicago | 1 | 0 |
| | | | | | | | | | | | | | 308 | A | IPFW | 2 | 0 |
| <hr/> | | | | | | | | | | | | | | | | | |
| LAST 10 GAMES | | | | | | | | | | | | | | | | | |
| | | | | | | | | 134 | A | Valparaiso | 0 | 1 | 251 | A | Wright St. | 0 | 2 |
| | | | | | | | | 250 | H | Oakland | 2 | 1 | 242 | H | Cleveland St. | 2 | 1 |
| | | | | | | | | 237 | A | Green Bay | 3 | 2 | 259 | A | Bowling Green | 3 | 0 |
| | | | | | | | | 275 | H | Youngstown St. | 1 | 0 | 253 | A | Ohio | 1 | 3 |
| | | | | | | | | 307 | A | Ill.-Chicago | 1 | 0 | 51 | A | Colorado | 0 | 3 |

Non-Div. I Games: Madonna 1 0

Detroit

| Average RPI Win: 233 | | WON-LOST | WINNING | LAST 10 | STRENGTH OF | | OPP. STRENGTH | TEAM | ADJ | CONF. | ADJ CONF. |
|----------------------|--------------|------------|-----------|-------------|----------------|-------|---------------|------------|-------------|------------------|------------|
| Average RPI Loss: 64 | | RECORD | PCT. RANK | GAMES | SCHEDULE | | OF SCHEDULE | RPI | RPI | RPI | RPI |
| DIV. I ONLY | | 3-14-0 | .17647 | 314 | 0-10-0 | | 59 | 58 | 234 | .46206 | 232 |
| DIV. I NON-CONF. | | 3-4-0 | .42857 | 211 | 0-0-0 | | 96 | 231 | 177 | .49659 | 175 |
| TOTALS | | RPI 1-25 | RPI 26-50 | | W-L RECORDS | | RPI 51-100 | | RPI 101-150 | | RPI 150+ |
| 3-14-0 | | 0-3-0 | 0-3-0 | | OVERALL | | 0-5-0 | | 1-2-0 | | 2-1-0 |
| 2-9-0 | | 0-1-0 | 0-2-0 | | HOME | | 0-3-0 | | 1-2-0 | | 1-1-0 |
| 1-5-0 | | 0-2-0 | 0-1-0 | | AWAY | | 0-2-0 | | 0-0-0 | | 1-0-0 |
| 0-0-0 | | 0-0-0 | 0-0-0 | | NEUTRAL | | 0-0-0 | | 0-0-0 | | 0-0-0 |
| 3-4-0 | | 0-0-0 | 0-0-0 | | NON-CONFERENCE | | 0-2-0 | | 1-1-0 | | 2-1-0 |
| 2-3-0 | | 0-0-0 | 0-0-0 | | HOME | | 0-1-0 | | 1-1-0 | | 1-1-0 |
| 1-1-0 | | 0-0-0 | 0-0-0 | | AWAY | | 0-1-0 | | 0-0-0 | | 1-0-0 |
| 0-0-0 | | 0-0-0 | 0-0-0 | | NEUTRAL | | 0-0-0 | | 0-0-0 | | 0-0-0 |
| 0-10-0 | | 0-3-0 | 0-3-0 | | CONFERENCE | | 0-3-0 | | 0-1-0 | | 0-0-0 |
| 0-6-0 | | 0-1-0 | 0-2-0 | | HOME | | 0-2-0 | | 0-1-0 | | 0-0-0 |
| 0-4-0 | | 0-2-0 | 0-1-0 | | AWAY | | 0-1-0 | | 0-0-0 | | 0-0-0 |
| 0-0-0 | | 0-0-0 | 0-0-0 | | NEUTRAL | | 0-0-0 | | 0-0-0 | | 0-0-0 |
| RPI S | Opponent | Score | RPI S | Opponent | Score | RPI S | Opponent | Score | RPI S | Opponent | Score |
| 4 | H Texas A&M | 0 3 | 27 | A Auburn | 0 2 | 52 | H Ole Miss | 0 1 | 108 | H Cincinnati | 0 1 |
| 9 | A Florida | 1 5 | 36 | H Arkansas | 0 3 | 60 | A Tennessee | 0 4 | 118 | H LSU | 0 2 |
| 22 | A Kentucky | 0 3 | 38 | H Georgia | 1 3 | 81 | H South Ala. | 0 2 | 149 | H Louisiana Tech | 2 1 |
| | | | | | | 86 | H Vanderbilt | 0 1 | 153 | H Iowa St. | 1 5 |
| | | | | | | 95 | A Furman | 1 2 | 256 | H Southern Miss. | 2 1 |
| | | | | | | | | | 294 | A Arkansas St. | 5 0 |
| LAST 10 GAMES | | | | | | | | | | | |
| 36 | H Arkansas | 0 3 | 38 | H Georgia | 1 3 | | | | | | |
| 27 | A Auburn | 0 2 | 118 | H LSU | 0 2 | | | | | | |
| 4 | H Texas A&M | 0 3 | 60 | A Tennessee | 0 4 | | | | | | |
| 86 | H Vanderbilt | 0 1 | 22 | A Kentucky | 0 3 | | | | | | |
| 9 | A Florida | 1 5 | 52 | H Ole Miss | 0 1 | | | | | | |

Non-Div. I Games:

Mississippi St.

| | | | | | | | | | | | | |
|-------------------|----------|-----------------|-------------------|--------------------|----------------------|---------------------------|---------------------|-------------|-----------|-----------------------|-------|---|
| Average RPI Win: | 266 | WON-LOST RECORD | WINNING PCT. RANK | LAST 10 GAMES | STRENGTH OF SCHEDULE | OPP. STRENGTH OF SCHEDULE | TEAM RPI | ADJ RPI | CONF. RPI | ADJ CONF. RPI | | |
| Average RPI Loss: | 139 | | | | | | | | | | | |
| DIV. I ONLY | 6-8-5 | .44737 | 201 | 4-3-3 | 237 | 219 | 231 | .46129 | 233 | 21 | 21 | |
| DIV. I NON-CONF. | 3-6-2 | .36364 | 241 | 1-1-0 | 208 | 221 | 244 | .44437 | 245 | 20 | 20 | |
| <hr/> | | | | | | | | | | | | |
| TOTALS | RPI 1-25 | RPI 26-50 | | W-L RECORDS | | RPI 51-100 | | RPI 101-150 | | RPI 150+ | | |
| 6-8-5 | 0-0-0 | 0-0-0 | | OVERALL | | 0-2-1 | | 0-4-0 | | 6-2-4 | | |
| 6-4-0 | 0-0-0 | 0-0-0 | | HOME | | 0-1-0 | | 0-2-0 | | 6-1-0 | | |
| 0-4-5 | 0-0-0 | 0-0-0 | | AWAY | | 0-1-1 | | 0-2-0 | | 0-1-4 | | |
| 0-0-0 | 0-0-0 | 0-0-0 | | NEUTRAL | | 0-0-0 | | 0-0-0 | | 0-0-0 | | |
| <hr/> | | | | | | | | | | | | |
| 3-6-2 | 0-0-0 | 0-0-0 | | NON-CONFERENCE | | 0-2-1 | | 0-2-0 | | 3-2-1 | | |
| 3-3-0 | 0-0-0 | 0-0-0 | | HOME | | 0-1-0 | | 0-1-0 | | 3-1-0 | | |
| 0-3-2 | 0-0-0 | 0-0- | | AWAY | | 0-1-1 | | 0-1-0 | | 0-1-1 | | |
| 0-0-0 | 0-0-0 | 0-0-0 | | NEUTRAL | | 0-0-0 | | 0-0-0 | | 0-0-0 | | |
| <hr/> | | | | | | | | | | | | |
| 3-2-3 | 0-0-0 | 0-0-0 | | CONFERENCE | | 0-0-0 | | 0-2-0 | | 3-0-3 | | |
| 3-1-0 | 0-0-0 | 0-0-0 | | HOME | | 0-0-0 | | 0-1-0 | | 3-0-0 | | |
| 0-1-3 | 0-0-0 | 0-0-0 | | AWAY | | 0-0-0 | | 0-1-0 | | 0-0-3 | | |
| 0-0-0 | 0-0-0 | 0-0-0 | | NEUTRAL | | 0-0-0 | | 0-0-0 | | 0-0-0 | | |
| <hr/> | | | | | | | | | | | | |
| RPI | S | Opponent | Score | RPI | S | Opponent | Score | RPI | S | Opponent | Score | |
| | | | | 62 A Northeastern | | | | 0 | 2 | 121 H Syracuse | 1 | 5 |
| | | | | 64 H Rhode Island | | | | 1 | 2 | 122 A Hartford | 0 | 1 |
| | | | | 97 A Dartmouth | | | | 0 | 0 | 127 A Holy Cross | 0 | 2 |
| | | | | | | | | | | 143 H UMBC | 0 | 1 |
| | | | | | | | | | | 158 A Columbia | 0 | 0 |
| | | | | | | | | | | 191 A St. Mary's (CA) | 0 | 2 |
| | | | | | | | | | | 200 H New Hampshire | 4 | 2 |
| | | | | | | | | | | 226 H Siena | 5 | 1 |
| | | | | | | | | | | 229 A Maine | 1 | 1 |
| | | | | | | | | | | 236 A Binghamton | 0 | 0 |
| | | | | | | | | | | 241 H Stony Brook | 2 | 1 |
| | | | | | | | | | | 276 A UMass Lowell | 2 | 2 |
| | | | | | | | | | | 281 H Iona | 2 | 4 |
| | | | | | | | | | | 285 H Vermont | 6 | 0 |
| | | | | | | | | | | 318 H NJIT | 4 | 1 |
| | | | | | | 326 H Saint Peter's | 5 | 0 | | | | |
| | | | | | | | | | | | | |
| | | | | LAST 10 GAMES | | | | | | | | |
| | | | | 229 A Maine | 1 | 1 | 285 H Vermont | 6 | 0 | | | |
| | | | | 143 H UMBC | 0 | 1 | 200 H New Hampshire | 4 | 2 | | | |
| | | | | 241 H Stony Brook | 2 | 1 | 122 A Hartford | 0 | 1 | | | |
| | | | | 236 A Binghamton | 0 | 0 | 318 H NJIT | 4 | 1 | | | |
| | | | | 276 A UMass Lowell | 2 | 2 | 62 A Northeastern | 0 | 2 | | | |

Non-Div. I Games:

Albany (NY)

| Average RPI Win: 262 | | WON-LOST | WINNING | LAST 10 | STRENGTH OF | | OPP. STRENGTH | TEAM | ADJ | | CONF. | ADJ CONF. | |
|-----------------------|----------|----------|-----------|----------------|-------------|-------|---------------------|-------|-------------|---------------------|----------|-----------|----|
| Average RPI Loss: 194 | | RECORD | PCT. RANK | GAMES | SCHEDULE | | OF SCHEDULE | RPI | RPI | | RPI | RPI | |
| DIV. I ONLY | | 8-6-3 | .55882 | 124 | 5-3-2 | | 301 | 273 | 232 | .46056 | 234 | 29 | 29 |
| DIV. I NON-CONF. | | 4-5-1 | .45 | 193 | 1-2-0 | | 239 | 260 | 234 | .45255 | 235 | 28 | 28 |
| TOTALS | | RPI 1-25 | RPI 26-50 | | W-L RECORDS | | RPI 51-100 | | RPI 101-150 | | RPI 150+ | | |
| 8-6-3 | 0-0-0 | 0-0-0 | | OVERALL | | 0-1-0 | | 1-1-1 | | 7-4-2 | | | |
| 5-2-2 | 0-0-0 | 0-0-0 | | HOME | | 0-0-0 | | 1-0-0 | | 4-2-2 | | | |
| 3-4-1 | 0-0-0 | 0-0-0 | | AWAY | | 0-1-0 | | 0-1-1 | | 3-2-0 | | | |
| 0-0-0 | 0-0-0 | 0-0-0 | | NEUTRAL | | 0-0-0 | | 0-0-0 | | 0-0-0 | | | |
| 4-5-1 | 0-0-0 | 0-0-0 | | NON-CONFERENCE | | 0-1-0 | | 0-1-1 | | 4-3-0 | | | |
| 3-2-0 | 0-0-0 | 0-0-0 | | HOME | | 0-0-0 | | 0-0-0 | | 3-2-0 | | | |
| 1-3-1 | 0-0-0 | 0-0- | | AWAY | | 0-1-0 | | 0-1-1 | | 1-1-0 | | | |
| 0-0-0 | 0-0-0 | 0-0-0 | | NEUTRAL | | 0-0-0 | | 0-0-0 | | 0-0-0 | | | |
| 4-1-2 | 0-0-0 | 0-0-0 | | CONFERENCE | | 0-0-0 | | 1-0-0 | | 3-1-2 | | | |
| 2-0-2 | 0-0-0 | 0-0-0 | | HOME | | 0-0-0 | | 1-0-0 | | 1-0-2 | | | |
| 2-1-0 | 0-0-0 | 0-0-0 | | AWAY | | 0-0-0 | | 0-0-0 | | 2-1-0 | | | |
| 0-0-0 | 0-0-0 | 0-0-0 | | NEUTRAL | | 0-0-0 | | 0-0-0 | | 0-0-0 | | | |
| RPI S | Opponent | Score | RPI S | Opponent | Score | RPI S | Opponent | Score | RPI S | Opponent | Score | | |
| | | | | | | 64 A | Rhode Island | 2 3 | 103 A | Drexel | 0 1 | | |
| | | | | | | | | | 122 A | Hartford | 2 2 | | |
| | | | | | | | | | 148 H | Central Conn. St. | 1 0 | | |
| | | | | | | | | | 165 H | Rider | 1 4 | | |
| | | | | | | | | | 170 H | Fairleigh Dickinson | 1 1 | | |
| | | | | | | | | | 185 A | Cornell | 2 1 | | |
| | | | | | | | | | 212 A | Manhattan | 0 2 | | |
| | | | | | | | | | 241 H | Stony Brook | 2 0 | | |
| | | | | | | | | | 281 H | Iona | 1 0 | | |
| | | | | | | | | | 289 H | Bryant | 0 0 | | |
| | | | | | | | | | 291 A | Robert Morris | 1 0 | | |
| | | | | | | | | | 292 A | Saint Francis (PA) | 0 1 | | |
| | | | | | | | | | 305 A | LIU Brooklyn | 1 0 | | |
| | | | | | | | | | 321 H | Mt. St. Mary's | 1 0 | | |
| | | | | | | | | | 325 H | Delaware St. | 0 1 | | |
| | | | | | | | | | 326 H | Saint Peter's | 2 0 | | |
| LAST 10 GAMES | | | | | | | | | | | | | |
| | | | | | | 170 H | Fairleigh Dickinson | 1 1 | 291 A | Robert Morris | 1 0 | | |
| | | | | | | 305 A | LIU Brooklyn | 1 0 | 292 A | Saint Francis (PA) | 0 1 | | |
| | | | | | | 148 H | Central Conn. St. | 1 0 | 185 A | Cornell | 2 1 | | |
| | | | | | | 289 H | Bryant | 0 0 | 103 A | Drexel | 0 1 | | |
| | | | | | | 321 H | Mt. St. Mary's | 1 0 | 64 A | Rhode Island | 2 3 | | |

Non-Div. I Games:

Wagner

| Average RPI Win: | 221 | WON-LOST | WINNING | LAST 10 | STRENGTH OF | OPP. STRENGTH | TEAM | ADJ | CONF. | ADJ CONF. | |
|-------------------|----------|-----------|---------------|----------------|-------------|---------------|-------------------|-------------|-------|-----------------|-------|
| Average RPI Loss: | 114 | RECORD | PCT. RANK | GAMES | SCHEDULE | OF SCHEDULE | RPI | RPI | RPI | RPI | |
| DIV. I ONLY | 4-10-2 | .3125 | 275 | 3-5-2 | 153 | 110 | 235 | .45918 | 235 | 13 | 13 |
| DIV. I NON-CONF. | 2-6-0 | .25 | 279 | 1-1-0 | 224 | 94 | 271 | .42376 | 268 | 14 | 14 |
| <hr/> | | | | | | | | | | | |
| TOTALS | RPI 1-25 | RPI 26-50 | | W-L RECORDS | | RPI 51-100 | | RPI 101-150 | | RPI 150+ | |
| 4-10-2 | 0-1-0 | 0-0-0 | | OVERALL | | 0-3-1 | | 0-3-0 | | 4-3-1 | |
| 2-5-0 | 0-0-0 | 0-0-0 | | HOME | | 0-2-0 | | 0-1-0 | | 2-2-0 | |
| 2-4-2 | 0-1-0 | 0-0-0 | | AWAY | | 0-1-1 | | 0-2-0 | | 2-0-1 | |
| 0-1-0 | 0-0-0 | 0-0-0 | | NEUTRAL | | 0-0-0 | | 0-0-0 | | 0-1-0 | |
| <hr/> | | | | | | | | | | | |
| 2-6-0 | 0-0-0 | 0-0-0 | | NON-CONFERENCE | | 0-2-0 | | 0-2-0 | | 2-2-0 | |
| 1-3-0 | 0-0-0 | 0-0-0 | | HOME | | 0-2-0 | | 0-0-0 | | 1-1-0 | |
| 1-2-0 | 0-0-0 | 0-0- | | AWAY | | 0-0-0 | | 0-2-0 | | 1-0-0 | |
| 0-1-0 | 0-0-0 | 0-0-0 | | NEUTRAL | | 0-0-0 | | 0-0-0 | | 0-1-0 | |
| <hr/> | | | | | | | | | | | |
| 2-4-2 | 0-1-0 | 0-0-0 | | CONFERENCE | | 0-1-1 | | 0-1-0 | | 2-1-1 | |
| 1-2-0 | 0-0-0 | 0-0-0 | | HOME | | 0-0-0 | | 0-1-0 | | 1-1-0 | |
| 1-2-2 | 0-1-0 | 0-0-0 | | AWAY | | 0-1-1 | | 0-0-0 | | 1-0-1 | |
| 0-0-0 | 0-0-0 | 0-0-0 | | NEUTRAL | | 0-0-0 | | 0-0-0 | | 0-0-0 | |
| <hr/> | | | | | | | | | | | |
| RPI S | Opponent | Score | RPI S | Opponent | Score | RPI S | Opponent | Score | RPI S | Opponent | Score |
| 21 A | La Salle | 1 4 | | | | 64 A | Rhode Island | 1 1 | 104 A | Ohio St. | 0 3 |
| | | | | | | 87 H | East Carolina | 0 2 | 105 H | Dayton | 2 3 |
| | | | | | | 90 A | George Washington | 1 2 | 106 A | Liberty | 0 2 |
| | | | | | | 91 H | William & Mary | 0 1 | 157 H | Loyola Maryland | 0 2 |
| | | | | | | | | | 159 N | Indiana | 1 4 |
| | | | | | | | | | 163 A | Appalachian St. | 2 0 |
| | | | | | | | | | 168 A | Massachusetts | 1 1 |
| | | | | | | | | | 213 H | Saint Louis | 2 1 |
| | | | | | | | | | 217 H | Duquesne | 1 2 |
| | | | | | | | | | 220 A | Fordham | 1 0 |
| | | | | | | | | | 287 H | American | 2 1 |
| <hr/> | | | | | | | | | | | |
| | | | LAST 10 GAMES | | | | | | | | |
| | | | 220 A | Fordham | 1 0 | 64 A | Rhode Island | 1 1 | | | |
| | | | 21 A | La Salle | 1 4 | 168 A | Massachusetts | 1 1 | | | |
| | | | 217 H | Duquesne | 1 2 | 90 A | George Washington | 1 2 | | | |
| | | | 105 H | Dayton | 2 3 | 106 A | Liberty | 0 2 | | | |
| | | | 213 H | Saint Louis | 2 1 | 163 A | Appalachian St. | 2 0 | | | |

Non-Div. I Games:

George Mason

| Average RPI Win: | 252 | WON-LOST RECORD | WINNING PCT. RANK | LAST 10 GAMES | STRENGTH OF SCHEDULE | OPP. STRENGTH OF SCHEDULE | TEAM RPI | ADJ RPI | CONF. RPI | ADJ CONF. RPI | | | | | | |
|---------------------|----------|-----------------|-------------------|----------------|----------------------|---------------------------|----------|-----------------------|-----------|----------------|-------|----|---|---|---|--|
| DIV. I ONLY | | 7-9-2 | .44444 | 203 | 3-5-2 | 247 | 235 | 237 | .45771 | 236 | 21 | 21 | | | | |
| DIV. I NON-CONF. | | 4-6-0 | .4 | 220 | 0-2-0 | 225 | 242 | 241 | .44851 | 239 | 20 | 20 | | | | |
| <hr/> | | | | | | | | | | | | | | | | |
| TOTALS | RPI 1-25 | RPI 26-50 | | W-L RECORDS | | RPI 51-100 | | RPI 101-150 | | RPI 150+ | | | | | | |
| 7-9-2 | 0-0-0 | 0-0-0 | | OVERALL | | 0-2-0 | | 1-1-0 | | 6-6-2 | | | | | | |
| 3-4-2 | 0-0-0 | 0-0-0 | | HOME | | 0-1-0 | | 0-0-0 | | 3-3-2 | | | | | | |
| 4-5-0 | 0-0-0 | 0-0-0 | | AWAY | | 0-1-0 | | 1-1-0 | | 3-3-0 | | | | | | |
| 0-0-0 | 0-0-0 | 0-0-0 | | NEUTRAL | | 0-0-0 | | 0-0-0 | | 0-0-0 | | | | | | |
| <hr/> | | | | | | | | | | | | | | | | |
| 4-6-0 | 0-0-0 | 0-0-0 | | NON-CONFERENCE | | 0-2-0 | | 0-0-0 | | 4-4-0 | | | | | | |
| 2-3-0 | 0-0-0 | 0-0-0 | | HOME | | 0-1-0 | | 0-0-0 | | 2-2-0 | | | | | | |
| 2-3-0 | 0-0-0 | 0-0- | | AWAY | | 0-1-0 | | 0-0-0 | | 2-2-0 | | | | | | |
| 0-0-0 | 0-0-0 | 0-0-0 | | NEUTRAL | | 0-0-0 | | 0-0-0 | | 0-0-0 | | | | | | |
| <hr/> | | | | | | | | | | | | | | | | |
| 3-3-2 | 0-0-0 | 0-0-0 | | CONFERENCE | | 0-0-0 | | 1-1-0 | | 2-2-2 | | | | | | |
| 1-1-2 | 0-0-0 | 0-0-0 | | HOME | | 0-0-0 | | 0-0-0 | | 1-1-2 | | | | | | |
| 2-2-0 | 0-0-0 | 0-0-0 | | AWAY | | 0-0-0 | | 1-1-0 | | 1-1-0 | | | | | | |
| 0-0-0 | 0-0-0 | 0-0-0 | | NEUTRAL | | 0-0-0 | | 0-0-0 | | 0-0-0 | | | | | | |
| <hr/> | | | | | | | | | | | | | | | | |
| RPI | S | Opponent | Score | RPI | S | Opponent | Score | RPI | S | Opponent | Score | | | | | |
| | | | | 98 H Temple | | | | 0 | 2 | 122 A Hartford | | | | 0 | 1 | |
| | | | | 99 A Niagara | | | | 1 | 2 | 143 A UMBC | | | | 1 | 0 | |
| | | | | | | | | 185 H Cornell | | | | 0 | 1 | | | |
| | | | | | | | | 194 A Lehigh | | | | 0 | 2 | | | |
| | | | | | | | | 200 H New Hampshire | | | | 0 | 1 | | | |
| | | | | | | | | 212 H Manhattan | | | | 1 | 2 | | | |
| | | | | | | | | 226 H Siena | | | | 2 | 1 | | | |
| | | | | | | | | 229 H Maine | | | | 0 | 0 | | | |
| | | | | | | | | 231 A St. Bonaventure | | | | 1 | 3 | | | |
| | | | | | | | | 233 H Albany (NY) | | | | 0 | 0 | | | |
| | | | | | | | | 241 A Stony Brook | | | | 1 | 2 | | | |
| | | | | | | | | 246 A Lafayette | | | | 2 | 1 | | | |
| | | | | | | | | 276 H UMass Lowell | | | | 4 | 0 | | | |
| | | | | | | | | 281 H Iona | | | | 5 | 0 | | | |
| | | | | | | | | 285 A Vermont | | | | 3 | 2 | | | |
| | | | | | | | | 306 A Canisius | | | | 2 | 0 | | | |
| | | | | <hr/> | | | | | | | | | | | | |
| | | | | | | | | LAST 10 GAMES | | | | | | | | |
| 143 A UMBC | | | | 1 | 0 | 122 A Hartford | | | | 0 | 1 | | | | | |
| 285 A Vermont | | | | 3 | 2 | 276 H UMass Lowell | | | | 4 | 0 | | | | | |
| 200 H New Hampshire | | | | 0 | 1 | 229 H Maine | | | | 0 | 0 | | | | | |
| 233 H Albany (NY) | | | | 0 | 0 | 185 H Cornell | | | | 0 | 1 | | | | | |
| 241 A Stony Brook | | | | 1 | 2 | 231 A St. Bonaventure | | | | 1 | 3 | | | | | |

Non-Div. I Games:

Binghamton

| Average RPI Win: 279 | | WON-LOST RECORD | | WINNING PCT. RANK | | LAST 10 GAMES | | STRENGTH OF SCHEDULE | | OPP. STRENGTH OF SCHEDULE | | TEAM RPI | | ADJ RPI | | CONF. RPI | | ADJ CONF. RPI | |
|----------------------|----------|-----------------|---|-------------------|----------|----------------|----------------|----------------------|----------|---------------------------|----------------|----------|---------------|------------|---|-----------|--|---------------|--|
| DIV. I ONLY | | 10-5-2 | | .64706 71 | | 6-3-1 | | 325 | | 281 | | 236 | | .45728 237 | | 27 | | 27 | |
| DIV. I NON-CONF. | | 6-2-2 | | .7 64 | | 2-0-1 | | 317 | | 290 | | 221 | | .46645 222 | | 27 | | 27 | |
| TOTALS | | RPI 1-25 | | RPI 26-50 | | W-L RECORDS | | RPI 51-100 | | RPI 101-150 | | RPI 150+ | | | | | | | |
| 10-5-2 | | 0-0-1 | | 0-0-0 | | OVERALL | | 0-0-0 | | 0-1-0 | | 10-4-1 | | | | | | | |
| 5-2-1 | | 0-0-1 | | 0-0-0 | | HOME | | 0-0-0 | | 0-1-0 | | 5-1-0 | | | | | | | |
| 5-2-1 | | 0-0-0 | | 0-0-0 | | AWAY | | 0-0-0 | | 0-0-0 | | 5-2-1 | | | | | | | |
| 0-1-0 | | 0-0-0 | | 0-0-0 | | NEUTRAL | | 0-0-0 | | 0-0-0 | | 0-1-0 | | | | | | | |
| 6-2-2 | | 0-0-1 | | 0-0-0 | | NON-CONFERENCE | | 0-0-0 | | 0-1-0 | | 6-1-1 | | | | | | | |
| 3-1-1 | | 0-0-1 | | 0-0-0 | | HOME | | 0-0-0 | | 0-1-0 | | 3-0-0 | | | | | | | |
| 3-0-1 | | 0-0-0 | | 0-0- | | AWAY | | 0-0-0 | | 0-0-0 | | 3-0-1 | | | | | | | |
| 0-1-0 | | 0-0-0 | | 0-0-0 | | NEUTRAL | | 0-0-0 | | 0-0-0 | | 0-1-0 | | | | | | | |
| 4-3-0 | | 0-0-0 | | 0-0-0 | | CONFERENCE | | 0-0-0 | | 0-0-0 | | 4-3-0 | | | | | | | |
| 2-1-0 | | 0-0-0 | | 0-0-0 | | HOME | | 0-0-0 | | 0-0-0 | | 2-1-0 | | | | | | | |
| 2-2-0 | | 0-0-0 | | 0-0-0 | | AWAY | | 0-0-0 | | 0-0-0 | | 2-2-0 | | | | | | | |
| 0-0-0 | | 0-0-0 | | 0-0-0 | | NEUTRAL | | 0-0-0 | | 0-0-0 | | 0-0-0 | | | | | | | |
| RPI S | Opponent | Score | | RPI S | Opponent | Score | | RPI S | Opponent | Score | | RPI S | Opponent | Score | | | | | |
| 24 H | DePaul | 1 | 1 | | | | | | | 109 H | Ball St. | 0 | 2 | | | | | | |
| | | | | | | | | | | 214 H | Milwaukee | 2 | 0 | | | | | | |
| | | | | | | | | | | 225 A | Northern Ill. | 4 | 0 | | | | | | |
| | | | | | | | | | | 230 H | Detroit | 2 | 3 | | | | | | |
| | | | | | | | | | | 242 A | Cleveland St. | 0 | 2 | | | | | | |
| | | | | | | | | | | 250 A | Oakland | 1 | 2 | | | | | | |
| | | | | | | | | | | 251 A | Wright St. | 1 | 0 | | | | | | |
| | | | | | | | | | | 273 H | UNI | 3 | 1 | | | | | | |
| | | | | | | | | | | 274 N | Loyola Chicago | 0 | 1 | | | | | | |
| | | | | | | | | | | 275 H | Youngstown St. | 2 | 0 | | | | | | |
| | | | | | | | | | | 290 H | IUPUI | 3 | 1 | | | | | | |
| | | | | | | | | | | 304 A | Western Ill. | 2 | 1 | | | | | | |
| | | | | | | | | | | 307 A | Ill.-Chicago | 1 | 0 | | | | | | |
| | | | | | | | | | | 312 A | Eastern Ill. | 1 | 1 | | | | | | |
| | | | | | | | | | | 323 H | North Dakota | 6 | 0 | | | | | | |
| | | | | | | | | | | 329 A | Chicago St. | 3 | 0 | | | | | | |
| | | | | LAST 10 GAMES | | | | | | | | | | | | | | | |
| | | | | | | 275 H | Youngstown St. | 2 | 0 | | | 251 A | Wright St. | 1 | 0 | | | | |
| | | | | | | 307 A | Ill.-Chicago | 1 | 0 | | | 250 A | Oakland | 1 | 2 | | | | |
| | | | | | | 230 H | Detroit | 2 | 3 | | | 304 A | Western Ill. | 2 | 1 | | | | |
| | | | | | | 242 A | Cleveland St. | 0 | 2 | | | 225 A | Northern Ill. | 4 | 0 | | | | |
| | | | | | | 214 H | Milwaukee | 2 | 0 | | | 312 A | Eastern Ill. | 1 | 1 | | | | |

Non-Div. I Games:

Green Bay

| Average RPI Win: | 269 | WON-LOST RECORD | WINNING PCT. RANK | LAST 10 GAMES | STRENGTH OF SCHEDULE | OPP. STRENGTH OF SCHEDULE | TEAM RPI | ADJ RPI | CONF. RPI | ADJ CONF. RPI | | | |
|-----------------------|----------|-----------------|-------------------|------------------------|----------------------|---------------------------|----------|-------------|-----------|------------------------|-------|----|---|
| DIV. I ONLY | | 8-10-1 | .44737 | 201 | 3-7-0 | 232 | 302 | 238 | .45554 | 238 | 15 | 15 | |
| DIV. I NON-CONF. | | 6-3-1 | .65 | 85 | 1-0-0 | 306 | 331 | 231 | .45744 | 232 | 17 | 17 | |
| <hr/> | | | | | | | | | | | | | |
| TOTALS | RPI 1-25 | RPI 26-50 | | W-L RECORDS | | RPI 51-100 | | RPI 101-150 | | RPI 150+ | | | |
| 8-10-1 | 0-0-0 | 0-0-0 | | OVERALL | | 0-4-0 | | 1-0-0 | | 7-6-1 | | | |
| 3-4-0 | 0-0-0 | 0-0-0 | | HOME | | 0-2-0 | | 0-0-0 | | 3-2-0 | | | |
| 4-6-1 | 0-0-0 | 0-0-0 | | AWAY | | 0-2-0 | | 1-0-0 | | 3-4-1 | | | |
| 1-0-0 | 0-0-0 | 0-0-0 | | NEUTRAL | | 0-0-0 | | 0-0-0 | | 1-0-0 | | | |
| <hr/> | | | | | | | | | | | | | |
| 6-3-1 | 0-0-0 | 0-0-0 | | NON-CONFERENCE | | 0-1-0 | | 0-0-0 | | 6-2-1 | | | |
| 2-1-0 | 0-0-0 | 0-0-0 | | HOME | | 0-1-0 | | 0-0-0 | | 2-0-0 | | | |
| 3-2-1 | 0-0-0 | 0-0- | | AWAY | | 0-0-0 | | 0-0-0 | | 3-2-1 | | | |
| 1-0-0 | 0-0-0 | 0-0-0 | | NEUTRAL | | 0-0-0 | | 0-0-0 | | 1-0-0 | | | |
| <hr/> | | | | | | | | | | | | | |
| 2-7-0 | 0-0-0 | 0-0-0 | | CONFERENCE | | 0-3-0 | | 1-0-0 | | 1-4-0 | | | |
| 1-3-0 | 0-0-0 | 0-0-0 | | HOME | | 0-1-0 | | 0-0-0 | | 1-2-0 | | | |
| 1-4-0 | 0-0-0 | 0-0-0 | | AWAY | | 0-2-0 | | 1-0-0 | | 0-2-0 | | | |
| 0-0-0 | 0-0-0 | 0-0-0 | | NEUTRAL | | 0-0-0 | | 0-0-0 | | 0-0-0 | | | |
| <hr/> | | | | | | | | | | | | | |
| RPI | S | Opponent | Score | RPI | S | Opponent | Score | RPI | S | Opponent | Score | | |
| | | | | 71 H Stephen F. Austin | | | | 2 | 3 | 114 A Texas St. | | 2 | 1 |
| | | | | 81 A South Ala. | | | | 2 | 7 | 163 A Appalachian St. | | 0 | 1 |
| | | | | 84 H Ga. Southern | | | | 1 | 3 | 167 A La.-Lafayette | | 2 | 4 |
| | | | | 92 A Troy | | | | 0 | 2 | 186 A Southeastern La. | | 0 | 4 |
| | | | | | | | | | | 193 H Georgia St. | | 2 | 1 |
| | | | | | | | | | | 203 H UALR | | 0 | 2 |
| | | | | | | | | | | 264 H Central Ark. | | 1 | 0 |
| | | | | | | | | | | 267 A McNeese St. | | 0 | 0 |
| | | | | | | | | | | 270 A Nicholls St. | | 3 | 4 |
| | | | | | | | | | | 288 A Northwestern St. | | 3 | 0 |
| | | | | | | | | | | 294 H Arkansas St. | | 0 | 1 |
| | | | | | | | | | | 316 N Southern U. | | 5 | 0 |
| | | | | | | | | | | 322 H Mississippi Val. | | 3 | 1 |
| | | | | | | | | | | 328 A Grambling | | 4 | 0 |
| | | | | | | | | | | 330 A Ark.-Pine Bluff | | 7 | 0 |
| | | | | | | | | | | | | | |
| | | | | <hr/> | | | | | | | | | |
| | | | | LAST 10 GAMES | | | | | | | | | |
| 167 A La.-Lafayette | | | | 2 | 4 | 92 A Troy | | | | 0 | 2 | | |
| 163 A Appalachian St. | | | | 0 | 1 | 81 A South Ala. | | | | 2 | 7 | | |
| 114 A Texas St. | | | | 2 | 1 | 193 H Georgia St. | | | | 2 | 1 | | |
| 203 H UALR | | | | 0 | 2 | 84 H Ga. Southern | | | | 1 | 3 | | |
| 294 H Arkansas St. | | | | 0 | 1 | 264 H Central Ark. | | | | 1 | 0 | | |

Non-Div. I Games:

La.-Monroe

| Average RPI Win: 191 | | WON-LOST | WINNING | LAST 10 | STRENGTH OF | | OPP. STRENGTH | TEAM | ADJ | CONF. | ADJ CONF. |
|----------------------|---------------------|----------|-----------|----------------------|-------------|-------|----------------|-------|-------------|----------------|-----------|
| Average RPI Loss: 72 | | RECORD | PCT. RANK | GAMES | SCHEDULE | | OF SCHEDULE | RPI | RPI | RPI | RPI |
| DIV. I ONLY | | 2-13-2 | .17647 | 314 | 0-9-1 | | 87 | 44 | 240 | .45521 | 239 |
| DIV. I NON-CONF. | | 2-4-2 | .375 | 234 | 0-0-1 | | 89 | 108 | 179 | .49511 | 178 |
| TOTALS | | RPI 1-25 | RPI 26-50 | | W-L RECORDS | | RPI 51-100 | | RPI 101-150 | | RPI 150+ |
| 2-13-2 | 0-3-0 | 0-1-0 | | OVERALL | | 0-6-0 | | 0-1-1 | | 2-2-1 | |
| 2-6-1 | 0-2-0 | 0-0-0 | | HOME | | 0-2-0 | | 0-0-0 | | 2-2-1 | |
| 0-7-1 | 0-1-0 | 0-1-0 | | AWAY | | 0-4-0 | | 0-1-1 | | 0-0-0 | |
| 0-0-0 | 0-0-0 | 0-0-0 | | NEUTRAL | | 0-0-0 | | 0-0-0 | | 0-0-0 | |
| 2-4-2 | 0-0-0 | 0-1-0 | | NON-CONFERENCE | | 0-3-0 | | 0-0-1 | | 2-0-1 | |
| 2-1-1 | 0-0-0 | 0-0-0 | | HOME | | 0-1-0 | | 0-0-0 | | 2-0-1 | |
| 0-3-1 | 0-0-0 | 0-0-0 | | AWAY | | 0-2-0 | | 0-0-1 | | 0-0-0 | |
| 0-0-0 | 0-0-0 | 0-0-0 | | NEUTRAL | | 0-0-0 | | 0-0-0 | | 0-0-0 | |
| 0-9-0 | 0-3-0 | 0-0-0 | | CONFERENCE | | 0-3-0 | | 0-1-0 | | 0-2-0 | |
| 0-5-0 | 0-2-0 | 0-0-0 | | HOME | | 0-1-0 | | 0-0-0 | | 0-2-0 | |
| 0-4-0 | 0-1-0 | 0-0-0 | | AWAY | | 0-2-0 | | 0-1-0 | | 0-0-0 | |
| 0-0-0 | 0-0-0 | 0-0-0 | | NEUTRAL | | 0-0-0 | | 0-0-0 | | 0-0-0 | |
| RPI S | Opponent | Score | RPI S | Opponent | Score | RPI S | Opponent | Score | RPI S | Opponent | Score |
| 5 H | North Carolina | 1 2 | 41 A | Georgetown | 0 6 | 53 A | Boston College | 0 1 | 101 A | Louisville | 0 1 |
| 7 H | Florida St. | 0 4 | | | | 57 H | Duke | 0 1 | 120 A | UNC Greensboro | 2 2 |
| 8 A | Virginia | 0 6 | | | | 66 A | Wake Forest | 0 1 | 161 H | Miami (FL) | 1 3 |
| | | | | | | 73 A | Maryland | 1 2 | 178 H | Pittsburgh | 0 3 |
| | | | | | | 91 A | William & Mary | 1 2 | 184 H | UNCW | 2 1 |
| | | | | | | 100 H | Portland | 1 2 | 197 H | Western Caro. | 1 1 |
| | | | | | | | | | 198 H | Coastal Caro. | 3 0 |
| LAST 10 GAMES | | | | | | | | | | | |
| | 7 H Florida St. | 0 4 | | 178 H Pittsburgh | 0 3 | | | | | | |
| | 161 H Miami (FL) | 1 3 | | 5 H North Carolina | 1 2 | | | | | | |
| | 53 A Boston College | 0 1 | | 57 H Duke | 0 1 | | | | | | |
| | 8 A Virginia | 0 6 | | 66 A Wake Forest | 0 1 | | | | | | |
| | 101 A Louisville | 0 1 | | 120 A UNC Greensboro | 2 2 | | | | | | |

Non-Div. I Games:

North Carolina St.

| Average RPI Win: | 251 | WON-LOST | WINNING | LAST 10 | STRENGTH OF | OPP. STRENGTH | TEAM | ADJ | CONF. | ADJ CONF. | |
|-------------------|----------|-----------|---------------|---------------------|-------------|---------------|---------------------|-------------|-------|-------------------|-------|
| Average RPI Loss: | 164 | RECORD | PCT. RANK | GAMES | SCHEDULE | OF SCHEDULE | RPI | RPI | RPI | RPI | |
| DIV. I ONLY | 7-8-2 | .47059 | 185 | 4-3-1 | 263 | 269 | 239 | .4547 | 240 | 29 | 29 |
| DIV. I NON-CONF. | 5-5-1 | .5 | 153 | 2-0-0 | 175 | 253 | 188 | .48836 | 189 | 28 | 28 |
| <hr/> | | | | | | | | | | | |
| TOTALS | RPI 1-25 | RPI 26-50 | | W-L RECORDS | | RPI 51-100 | | RPI 101-150 | | RPI 150+ | |
| 7-8-2 | 0-0-0 | 0-0-0 | | OVERALL | | 1-2-0 | | 0-3-0 | | 6-3-2 | |
| 4-3-1 | 0-0-0 | 0-0-0 | | HOME | | 1-1-0 | | 0-2-0 | | 3-0-1 | |
| 2-4-1 | 0-0-0 | 0-0-0 | | AWAY | | 0-0-0 | | 0-1-0 | | 2-3-1 | |
| 1-1-0 | 0-0-0 | 0-0-0 | | NEUTRAL | | 0-1-0 | | 0-0-0 | | 1-0-0 | |
| <hr/> | | | | | | | | | | | |
| 5-5-1 | 0-0-0 | 0-0-0 | | NON-CONFERENCE | | 1-2-0 | | 0-2-0 | | 4-1-1 | |
| 3-3-0 | 0-0-0 | 0-0-0 | | HOME | | 1-1-0 | | 0-2-0 | | 2-0-0 | |
| 1-1-1 | 0-0-0 | 0-0- | | AWAY | | 0-0-0 | | 0-0-0 | | 1-1-1 | |
| 1-1-0 | 0-0-0 | 0-0-0 | | NEUTRAL | | 0-1-0 | | 0-0-0 | | 1-0-0 | |
| <hr/> | | | | | | | | | | | |
| 2-3-1 | 0-0-0 | 0-0-0 | | CONFERENCE | | 0-0-0 | | 0-1-0 | | 2-2-1 | |
| 1-0-1 | 0-0-0 | 0-0-0 | | HOME | | 0-0-0 | | 0-0-0 | | 1-0-1 | |
| 1-3-0 | 0-0-0 | 0-0-0 | | AWAY | | 0-0-0 | | 0-1-0 | | 1-2-0 | |
| 0-0-0 | 0-0-0 | 0-0-0 | | NEUTRAL | | 0-0-0 | | 0-0-0 | | 0-0-0 | |
| <hr/> | | | | | | | | | | | |
| RPI S | Opponent | Score | RPI S | Opponent | Score | RPI S | Opponent | Score | RPI S | Opponent | Score |
| | | | | | | 64 H | Rhode Island | 1 2 | 122 H | Hartford | 1 2 |
| | | | | | | 93 N | Western Ky. | 1 2 | 130 H | Yale | 1 2 |
| | | | | | | 97 H | Dartmouth | 1 0 | 148 A | Central Conn. St. | 0 2 |
| | | | | | | | | | 158 A | Columbia | 0 0 |
| | | | | | | 170 A | Fairleigh Dickinson | 1 2 | | | |
| | | | | | | 188 A | Brown | 2 1 | | | |
| | | | | | | 212 N | Manhattan | 4 0 | | | |
| | | | | | | 281 A | Iona | 0 1 | | | |
| | | | | | | 289 H | Bryant | 1 0 | | | |
| | | | | | | 292 H | Saint Francis (PA) | 2 2 | | | |
| | | | | | | 305 A | LIU Brooklyn | 1 3 | | | |
| | | | | | | 321 A | Mt. St. Mary's | 4 0 | | | |
| | | | | | | 325 H | Delaware St. | 4 2 | | | |
| | | | | | | 326 H | Saint Peter's | 4 0 | | | |
| | | | <hr/> | | | | | | | | |
| | | | LAST 10 GAMES | | | | | | | | |
| | | | 321 A | Mt. St. Mary's | 4 0 | 289 H | Bryant | 1 0 | | | |
| | | | 170 A | Fairleigh Dickinson | 1 2 | 97 H | Dartmouth | 1 0 | | | |
| | | | 148 A | Central Conn. St. | 0 2 | 188 A | Brown | 2 1 | | | |
| | | | 292 H | Saint Francis (PA) | 2 2 | 122 H | Hartford | 1 2 | | | |
| | | | 305 A | LIU Brooklyn | 1 3 | 93 N | Western Ky. | 1 2 | | | |

Non-Div. I Games:

Sacred Heart

| Average RPI Win: | | 259 | WON-LOST RECORD | | WINNING PCT. RANK | | LAST 10 GAMES | | STRENGTH OF SCHEDULE | | OPP. STRENGTH OF SCHEDULE | | TEAM RPI | | ADJ RPI | | CONF. RPI | | ADJ CONF. RPI | | | | |
|---------------------|---|----------|-----------------|-----------|-------------------|----------------|---------------|------------|----------------------|-------------|---------------------------|----------------------|----------|---------------------|------------|-------|-----------|-----|---------------|--|--|--|--|
| DIV. I ONLY | | | 5-10-2 | | .35294 255 | | 3-5-2 | | 172 | | 217 | | 241 | | .45462 241 | | 21 | | 21 | | | | |
| DIV. I NON-CONF. | | | 3-6-0 | | .33333 251 | | 1-1-0 | | 117 | | 198 | | 220 | | .46835 219 | | 20 | | 20 | | | | |
| TOTALS | | RPI 1-25 | | RPI 26-50 | | W-L RECORDS | | RPI 51-100 | | RPI 101-150 | | RPI 150+ | | | | | | | | | | | |
| 5-10-2 | | 0-1-0 | | 0-1-0 | | OVERALL | | 0-2-0 | | 0-0-2 | | 5-6-0 | | | | | | | | | | | |
| 5-1-1 | | 0-0-0 | | 0-0-0 | | HOME | | 0-0-0 | | 0-0-1 | | 5-1-0 | | | | | | | | | | | |
| 0-9-1 | | 0-1-0 | | 0-1-0 | | AWAY | | 0-2-0 | | 0-0-1 | | 0-5-0 | | | | | | | | | | | |
| 0-0-0 | | 0-0-0 | | 0-0-0 | | NEUTRAL | | 0-0-0 | | 0-0-0 | | 0-0-0 | | | | | | | | | | | |
| 3-6-0 | | 0-1-0 | | 0-1-0 | | NON-CONFERENCE | | 0-2-0 | | 0-0-0 | | 3-2-0 | | | | | | | | | | | |
| 3-0-0 | | 0-0-0 | | 0-0-0 | | HOME | | 0-0-0 | | 0-0-0 | | 3-0-0 | | | | | | | | | | | |
| 0-6-0 | | 0-1-0 | | 0-0- | | AWAY | | 0-2-0 | | 0-0-0 | | 0-2-0 | | | | | | | | | | | |
| 0-0-0 | | 0-0-0 | | 0-0-0 | | NEUTRAL | | 0-0-0 | | 0-0-0 | | 0-0-0 | | | | | | | | | | | |
| 2-4-2 | | 0-0-0 | | 0-0-0 | | CONFERENCE | | 0-0-0 | | 0-0-2 | | 2-4-0 | | | | | | | | | | | |
| 2-1-1 | | 0-0-0 | | 0-0-0 | | HOME | | 0-0-0 | | 0-0-1 | | 2-1-0 | | | | | | | | | | | |
| 0-3-1 | | 0-0-0 | | 0-0-0 | | AWAY | | 0-0-0 | | 0-0-1 | | 0-3-0 | | | | | | | | | | | |
| 0-0-0 | | 0-0-0 | | 0-0-0 | | NEUTRAL | | 0-0-0 | | 0-0-0 | | 0-0-0 | | | | | | | | | | | |
| RPI | S | Opponent | | Score | | RPI | S | Opponent | | Score | | RPI | S | Opponent | | Score | | | | | | | |
| 25 | A | UConn | | 0 4 | | 35 | A | Rutgers | | 1 3 | | 83 | A | Fairfield | | 2 3 | | | | | | | |
| | | | | | | | | | | | | 89 | A | St. John's (NY) | | 0 1 | | | | | | | |
| | | | | | | | | | | | | | | 122 H Hartford | | 0 0 | | | | | | | |
| | | | | | | | | | | | | | | 143 A UMBC | | 1 1 | | | | | | | |
| | | | | | | | | | | | | | | 200 A New Hampshire | | 0 1 | | | | | | | |
| | | | | | | | | | | | | | | 220 H Fordham | | 3 2 | | | | | | | |
| | | | | | | | | | | | | | | 226 A Siena | | 2 3 | | | | | | | |
| | | | | | | | | | | | | | | 227 H Seton Hall | | 2 1 | | | | | | | |
| | | | | | | | | | | | | | | 229 H Maine | | 0 1 | | | | | | | |
| | | | | | | | | | | | | | | 233 A Albany (NY) | | 1 2 | | | | | | | |
| | | | | | | | | | | | | | | 234 A Wagner | | 0 2 | | | | | | | |
| | | | | | | | | | | | | | | 236 H Binghamton | | 2 1 | | | | | | | |
| | | | | | | | | | | | | | | 276 A UMass Lowell | | 1 3 | | | | | | | |
| | | | | | | | | | | | | | | 285 H Vermont | | 1 0 | | | | | | | |
| | | | | | | | | | | | | | | 325 H Delaware St. | | 1 0 | | | | | | | |
| LAST 10 GAMES | | | | | | | | | | | | | | | | | | | | | | | |
| 200 A New Hampshire | | | | | | 0 1 | | | | | | 143 A UMBC | | | | | | 1 1 | | | | | |
| 122 H Hartford | | | | | | 0 0 | | | | | | 229 H Maine | | | | | | 0 1 | | | | | |
| 233 A Albany (NY) | | | | | | 1 2 | | | | | | 276 A UMass Lowell | | | | | | 1 3 | | | | | |
| 285 H Vermont | | | | | | 1 0 | | | | | | 220 H Fordham | | | | | | 3 2 | | | | | |
| 236 H Binghamton | | | | | | 2 1 | | | | | | 89 A St. John's (NY) | | | | | | 0 1 | | | | | |

Non-Div. I Games:

Stony Brook

| Average RPI Win: | 279 | WON-LOST RECORD | WINNING PCT. RANK | LAST 10 GAMES | STRENGTH OF SCHEDULE | OPP. STRENGTH OF SCHEDULE | TEAM RPI | ADJ RPI | CONF. RPI | ADJ CONF. RPI | | | | |
|------------------|----------|-----------------|-------------------|----------------|----------------------|---------------------------|----------------|-------------|-----------|---------------|------------------|-------------|---|---|
| DIV. I ONLY | | 8-8-2 | .5 | 157 | 4-4-2 | 287 | 300 | 242 | .45276 | 242 | 27 | 27 | | |
| DIV. I NON-CONF. | | 5-4-1 | .55 | 145 | 1-0-1 | 278 | 286 | 228 | .46184 | 228 | 27 | 27 | | |
| <hr/> | | | | | | | | | | | | | | |
| TOTALS | RPI 1-25 | RPI 26-50 | | W-L RECORDS | | RPI 51-100 | | RPI 101-150 | | RPI 150+ | | | | |
| 8-8-2 | 0-0-0 | 0-0-0 | | OVERALL | | 0-0-1 | | 0-2-0 | | 8-6-1 | | | | |
| 5-3-0 | 0-0-0 | 0-0-0 | | HOME | | 0-0-0 | | 0-2-0 | | 5-1-0 | | | | |
| 3-5-2 | 0-0-0 | 0-0-0 | | AWAY | | 0-0-1 | | 0-0-0 | | 3-5-1 | | | | |
| 0-0-0 | 0-0-0 | 0-0-0 | | NEUTRAL | | 0-0-0 | | 0-0-0 | | 0-0-0 | | | | |
| 5-4-1 | 0-0-0 | 0-0-0 | | NON-CONFERENCE | | 0-0-1 | | 0-1-0 | | 5-3-0 | | | | |
| 2-2-0 | 0-0-0 | 0-0-0 | | HOME | | 0-0-0 | | 0-1-0 | | 2-1-0 | | | | |
| 3-2-1 | 0-0-0 | 0-0- | | AWAY | | 0-0-1 | | 0-0-0 | | 3-2-0 | | | | |
| 0-0-0 | 0-0-0 | 0-0-0 | | NEUTRAL | | 0-0-0 | | 0-0-0 | | 0-0-0 | | | | |
| 3-4-1 | 0-0-0 | 0-0-0 | | CONFERENCE | | 0-0-0 | | 0-1-0 | | 3-3-1 | | | | |
| 3-1-0 | 0-0-0 | 0-0-0 | | HOME | | 0-0-0 | | 0-1-0 | | 3-0-0 | | | | |
| 0-3-1 | 0-0-0 | 0-0-0 | | AWAY | | 0-0-0 | | 0-0-0 | | 0-3-1 | | | | |
| 0-0-0 | 0-0-0 | 0-0-0 | | NEUTRAL | | 0-0-0 | | 0-0-0 | | 0-0-0 | | | | |
| RPI | S | Opponent | Score | RPI | S | Opponent | Score | RPI | S | Opponent | Score | | | |
| | | | | | | | | | | | | | | |
| | | | | | | 99 A | Niagara | 0 | | 0 | | | | |
| | | | | | | | | | | 134 H | Valparaiso | 0 | 1 | |
| | | | | | | | | | | 150 H | Western Mich. | 0 | 1 | |
| | | | | | | | | | | 155 A | Loyola Marymount | 0 | 2 | |
| | | | | | | | | | | 162 H | Kent St. | 0 | 1 | |
| | | | | | | | | | | 190 A | UC Santa Barbara | 0 | 3 | |
| | | | | | | | | | | 214 A | Milwaukee | 1 | 1 | |
| | | | | | | | | | | 230 A | Detroit | 1 | 2 | |
| | | | | | | | | | | 237 H | Green Bay | 2 | 0 | |
| | | | | | | | | | | 245 H | Akron | 3 | 1 | |
| | | | | | | | | | | 250 A | Oakland | 1 | 2 | |
| | | | | | | | | | | 251 H | Wright St. | 1 | 0 | |
| | | | | | | | | | | 259 A | Bowling Green | 2 | 1 | |
| | | | | | | | | | | 275 A | Youngstown St. | 1 | 2 | |
| | | | | | | | | | | 296 H | Eastern Ky. | 4 | 0 | |
| | | | | | | | | | | 306 A | Canisius | 4 | 0 | |
| | | | | | | | | | | 307 H | Ill.-Chicago | 1 | 0 | |
| | | | | | | | | | | 329 A | Chicago St. | 6 | 0 | |
| <hr/> | | | | | | | | | | | | | | |
| LAST 10 GAMES | | | | | | | | | | | | | | |
| | | | | | | 250 A | Oakland | 1 | | 2 | 214 A | Milwaukee | 1 | 1 |
| | | | | | | 275 A | Youngstown St. | 1 | | 2 | 134 H | Valparaiso | 0 | 1 |
| | | | | | | 307 H | Ill.-Chicago | 1 | | 0 | 230 A | Detroit | 1 | 2 |
| | | | | | | 237 H | Green Bay | 2 | | 0 | 296 H | Eastern Ky. | 4 | 0 |
| | | | | | | 251 H | Wright St. | 1 | | 0 | 99 A | Niagara | 0 | 0 |

Non-Div. I Games:

Cleveland St.

| Average RPI Win: 264 | | WON-LOST | WINNING | LAST 10 | STRENGTH OF | | OPP. STRENGTH | TEAM | ADJ | | CONF. | ADJ CONF. | | | |
|-----------------------|------------|----------|-----------|---------------|------------------|-------|---------------|-------|-------------|-------|----------|-----------|------------------|-------|---|
| Average RPI Loss: 131 | | RECORD | PCT. RANK | GAMES | SCHEDULE | | OF SCHEDULE | RPI | RPI | | RPI | RPI | | | |
| DIV. I ONLY | | 3-8-3 | .32143 | 271 | 3-6-1 | | 180 | 136 | 244 | | .45188 | 243 | | | |
| DIV. I NON-CONF. | | 1-5-3 | .27778 | 273 | 1-3-1 | | 81 | 46 | 205 | | .48055 | 203 | | | |
| TOTALS | | RPI 1-25 | RPI 26-50 | | W-L RECORDS | | RPI 51-100 | | RPI 101-150 | | RPI 150+ | | | | |
| 3-8-3 | | 0-1-0 | 0-1-0 | | OVERALL | | 0-2-1 | | 0-1-1 | | 3-3-1 | | | | |
| 1-2-1 | | 0-0-0 | 0-1-0 | | HOME | | 0-0-0 | | 0-1-1 | | 1-0-0 | | | | |
| 2-6-1 | | 0-1-0 | 0-0-0 | | AWAY | | 0-2-1 | | 0-0-0 | | 2-3-0 | | | | |
| 0-0-1 | | 0-0-0 | 0-0-0 | | NEUTRAL | | 0-0-0 | | 0-0-0 | | 0-0-1 | | | | |
| 1-5-3 | | 0-1-0 | 0-1-0 | | NON-CONFERENCE | | 0-2-1 | | 0-1-1 | | 1-0-1 | | | | |
| 0-2-1 | | 0-0-0 | 0-1-0 | | HOME | | 0-0-0 | | 0-1-1 | | 0-0-0 | | | | |
| 1-3-1 | | 0-1-0 | 0-0- | | AWAY | | 0-2-1 | | 0-0-0 | | 1-0-0 | | | | |
| 0-0-1 | | 0-0-0 | 0-0-0 | | NEUTRAL | | 0-0-0 | | 0-0-0 | | 0-0-1 | | | | |
| 2-3-0 | | 0-0-0 | 0-0-0 | | CONFERENCE | | 0-0-0 | | 0-0-0 | | 2-3-0 | | | | |
| 1-0-0 | | 0-0-0 | 0-0-0 | | HOME | | 0-0-0 | | 0-0-0 | | 1-0-0 | | | | |
| 1-3-0 | | 0-0-0 | 0-0-0 | | AWAY | | 0-0-0 | | 0-0-0 | | 1-3-0 | | | | |
| 0-0-0 | | 0-0-0 | 0-0-0 | | NEUTRAL | | 0-0-0 | | 0-0-0 | | 0-0-0 | | | | |
| RPI S | Opponent | Score | | RPI S | Opponent | Score | | RPI S | Opponent | Score | | RPI S | Opponent | Score | |
| 10 A | Texas Tech | 0 | 5 | 44 H | Utah | 0 | 2 | 58 A | Oklahoma | 0 | 1 | 126 H | Cal Poly | 1 | 2 |
| | | | | | | | | 76 A | Baylor | 0 | 0 | 139 H | UMKC | 1 | 1 |
| | | | | | | | | 78 A | Tulsa | 0 | 3 | 181 A | Denver | 0 | 1 |
| | | | | | | | | | | | | 195 N | Missouri St. | 2 | 2 |
| | | | | | | | | | | | | 202 A | SMU | 2 | 1 |
| | | | | | | | | | | | | 247 A | South Dakota St. | 0 | 3 |
| | | | | | | | | | | | | 290 H | IUPUI | 2 | 1 |
| | | | | | | | | | | | | 301 A | Omaha | 2 | 1 |
| | | | | | | | | | | | | 304 A | Western Ill. | 2 | 3 |
| | | | | LAST 10 GAMES | | | | | | | | | | | |
| | | | | 301 A | Omaha | 2 | 1 | 181 A | Denver | 0 | 1 | | | | |
| | | | | 304 A | Western Ill. | 2 | 3 | 58 A | Oklahoma | 0 | 1 | | | | |
| | | | | 290 H | IUPUI | 2 | 1 | 76 A | Baylor | 0 | 0 | | | | |
| | | | | 78 A | Tulsa | 0 | 3 | 126 H | Cal Poly | 1 | 2 | | | | |
| | | | | 247 A | South Dakota St. | 0 | 3 | 202 A | SMU | 2 | 1 | | | | |

Non-Div. I Games:

Oral Roberts

| Average RPI Win: 251 | | WON-LOST | WINNING | LAST 10 | STRENGTH OF | OPP. STRENGTH | TEAM | ADJ | CONF. | ADJ CONF. | | |
|-----------------------|---|----------|-----------|---------------|-------------|----------------|-------|------------|--------|-----------------------|-------|----------|
| Average RPI Loss: 181 | | RECORD | PCT. RANK | GAMES | SCHEDULE | OF SCHEDULE | RPI | RPI | RPI | RPI | | |
| DIV. I ONLY | | 6-9-2 | .41176 | 229 | 4-5-1 | 225 | 274 | 243 | .45127 | 244 | 25 | 25 |
| DIV. I NON-CONF. | | 2-4-1 | .35714 | 242 | 0-0-0 | 255 | 190 | 263 | .42885 | 263 | 30 | 30 |
| <hr/> | | | | | | | | | | | | |
| TOTALS | | RPI 1-25 | | RPI 26-50 | | W-L RECORDS | | RPI 51-100 | | RPI 101-150 | | RPI 150+ |
| 6-9-2 | | 0-0-0 | | 0-0-0 | | OVERALL | | 0-0-0 | | 0-5-0 | | 6-4-2 |
| 4-3-1 | | 0-0-0 | | 0-0-0 | | HOME | | 0-0-0 | | 0-2-0 | | 4-1-1 |
| 2-6-1 | | 0-0-0 | | 0-0-0 | | AWAY | | 0-0-0 | | 0-3-0 | | 2-3-1 |
| 0-0-0 | | 0-0-0 | | 0-0-0 | | NEUTRAL | | 0-0-0 | | 0-0-0 | | 0-0-0 |
| <hr/> | | | | | | | | | | | | |
| 2-4-1 | | 0-0-0 | | 0-0-0 | | NON-CONFERENCE | | 0-0-0 | | 0-3-0 | | 2-1-1 |
| 1-2-0 | | 0-0-0 | | 0-0-0 | | HOME | | 0-0-0 | | 0-1-0 | | 1-1-0 |
| 1-2-1 | | 0-0-0 | | 0-0- | | AWAY | | 0-0-0 | | 0-2-0 | | 1-0-1 |
| 0-0-0 | | 0-0-0 | | 0-0-0 | | NEUTRAL | | 0-0-0 | | 0-0-0 | | 0-0-0 |
| <hr/> | | | | | | | | | | | | |
| 4-5-1 | | 0-0-0 | | 0-0-0 | | CONFERENCE | | 0-0-0 | | 0-2-0 | | 4-3-1 |
| 3-1-1 | | 0-0-0 | | 0-0-0 | | HOME | | 0-0-0 | | 0-1-0 | | 3-0-1 |
| 1-4-0 | | 0-0-0 | | 0-0-0 | | AWAY | | 0-0-0 | | 0-1-0 | | 1-3-0 |
| 0-0-0 | | 0-0-0 | | 0-0-0 | | NEUTRAL | | 0-0-0 | | 0-0-0 | | 0-0-0 |
| <hr/> | | | | | | | | | | | | |
| RPI | S | Opponent | Score | RPI | S | Opponent | Score | RPI | S | Opponent | Score | |
| | | | | | | | | | | 106 A Liberty | 1 | 2 |
| | | | | | | | | | | 142 A East Tenn. St. | 2 | 3 |
| | | | | | | | | | | 144 H Villanova | 0 | 1 |
| | | | | | | | | | | 145 H High Point | 1 | 3 |
| | | | | | | | | | | 147 A Towson | 0 | 3 |
| | | | | | | | | | | 154 H Old Dominion | 0 | 1 |
| | | | | | | | | | | 163 H Appalachian St. | 2 | 1 |
| | | | | | | | | | | 198 H Coastal Caro. | 1 | 0 |
| | | | | | | | | | | 207 H Campbell | 2 | 2 |
| | | | | | | | | | | 221 H Longwood | 5 | 1 |
| | | | | | | | | | | 249 A Gardner-Webb | 0 | 2 |
| | | | | | | | | | | 262 A Winthrop | 0 | 1 |
| | | | | | | | | | | 283 A UNC Asheville | 0 | 1 |
| | | | | | | | | | | 286 A Presbyterian | 1 | 0 |
| | | | | | | | | | | 298 A Howard | 1 | 1 |
| | | | | | | | | | | 317 A VMI | 1 | 0 |
| | | | | | | | | | | 320 H Charleston So. | 3 | 2 |
| <hr/> | | | | | | | | | | | | |
| | | | | LAST 10 GAMES | | | | | | | | |
| | | | | | | | | | | 262 A Winthrop | 0 | 1 |
| | | | | | | | | | | 106 A Liberty | 1 | 2 |
| | | | | | | | | | | 221 H Longwood | 5 | 1 |
| | | | | | | | | | | 207 H Campbell | 2 | 2 |
| | | | | | | | | | | 320 H Charleston So. | 3 | 2 |
| | | | | | | | | | | 286 A Presbyterian | 1 | 0 |

Non-Div. I Games: Southern Va. 7 0

Radford

| Average RPI Win: 237 | | WON-LOST RECORD | WINNING PCT. RANK | LAST 10 GAMES | STRENGTH OF SCHEDULE | OPP. STRENGTH OF SCHEDULE | TEAM RPI | ADJ RPI | | CONF. RPI | ADJ CONF. RPI |
|-----------------------|---------------|--------------------|----------------------|------------------|-------------------------|------------------------------|-------------|------------|-----------------|--------------|------------------|
| Average RPI Loss: 166 | | | | | | | | | | | |
| DIV. I ONLY | | 6-11-1 | .36111 249 | 2-8-0 | 213 | 172 | 245 | .45084 | 245 | 16 | 16 |
| DIV. I NON-CONF. | | 4-3-1 | .5625 132 | 0-0-0 | 222 | 187 | 180 | .49453 | 179 | 16 | 16 |
| <hr/> | | | | | | | | | | | |
| TOTALS | | RPI 1-25 | RPI 26-50 | | W-L RECORDS | | RPI 51-100 | | RPI 101-150 | | RPI 150+ |
| 6-11-1 | 0-1-0 | 0-0-1 | | OVERALL | | 0-1-0 | | 1-2-0 | | 5-7-0 | |
| 4-5-0 | 0-1-0 | 0-0-0 | | HOME | | 0-1-0 | | 1-2-0 | | 3-1-0 | |
| 1-6-1 | 0-0-0 | 0-0-1 | | AWAY | | 0-0-0 | | 0-0-0 | | 1-6-0 | |
| 1-0-0 | 0-0-0 | 0-0-0 | | NEUTRAL | | 0-0-0 | | 0-0-0 | | 1-0-0 | |
| <hr/> | | | | | | | | | | | |
| 4-3-1 | 0-1-0 | 0-0-1 | | NON-CONFERENCE | | 0-0-0 | | 0-0-0 | | 4-2-0 | |
| 2-1-0 | 0-1-0 | 0-0-0 | | HOME | | 0-0-0 | | 0-0-0 | | 2-0-0 | |
| 1-2-1 | 0-0-0 | 0-1- | | AWAY | | 0-0-0 | | 0-0-0 | | 1-2-0 | |
| 1-0-0 | 0-0-0 | 0-0-0 | | NEUTRAL | | 0-0-0 | | 0-0-0 | | 1-0-0 | |
| <hr/> | | | | | | | | | | | |
| 2-8-0 | 0-0-0 | 0-0-0 | | CONFERENCE | | 0-1-0 | | 1-2-0 | | 1-5-0 | |
| 2-4-0 | 0-0-0 | 0-0-0 | | HOME | | 0-1-0 | | 1-2-0 | | 1-1-0 | |
| 0-4-0 | 0-0-0 | 0-0-0 | | AWAY | | 0-0-0 | | 0-0-0 | | 0-4-0 | |
| 0-0-0 | 0-0-0 | 0-0-0 | | NEUTRAL | | 0-0-0 | | 0-0-0 | | 0-0-0 | |
| <hr/> | | | | | | | | | | | |
| RPI S | Opponent | Score | | RPI S | Opponent | Score | | RPI S | Opponent | Score | |
| 20 H | Virginia Tech | 0 | 3 | 39 A | Boston U. | 1 | 1 | 59 H | Miami (OH) | 0 | 1 |
| | | | | | | | | 109 H | Ball St. | 2 | 4 |
| | | | | | | | | 111 H | Eastern Mich. | 2 | 1 |
| | | | | | | | | 150 H | Western Mich. | 0 | 1 |
| | | | | | | | | 162 A | Kent St. | 0 | 3 |
| | | | | | | | | 178 A | Pittsburgh | 0 | 3 |
| | | | | | | | | 189 A | Toledo | 0 | 3 |
| | | | | | | | | 201 A | Central Mich. | 0 | 3 |
| | | | | | | | | 225 H | Northern Ill. | 1 | 0 |
| | | | | | | | | 231 H | St. Bonaventure | 3 | 1 |
| | | | | | | | | 242 A | Cleveland St. | 1 | 3 |
| | | | | | | | | 253 A | Ohio | 1 | 3 |
| | | | | | | | | 259 H | Bowling Green | 0 | 1 |
| | | | | | | | | 275 H | Youngstown St. | 1 | 0 |
| | | | | | | | | 289 A | Bryant | 3 | 2 |
| | | | | | | | | 291 N | Robert Morris | 2 | 1 |
| | | | | LAST 10 GAMES | | | | | | | |
| | | | | 109 H | Ball St. | 2 | 4 | 150 H | Western Mich. | 0 | 1 |
| | | | | 59 H | Miami (OH) | 0 | 1 | 259 H | Bowling Green | 0 | 1 |
| | | | | 201 A | Central Mich. | 0 | 3 | 111 H | Eastern Mich. | 2 | 1 |
| | | | | 189 A | Toledo | 0 | 3 | 162 A | Kent St. | 0 | 3 |
| | | | | 225 H | Northern Ill. | 1 | 0 | 253 A | Ohio | 1 | 3 |

Non-Div. I Games:

Akron

| Average RPI Win: | 257 | WON-LOST RECORD | WINNING PCT. RANK | LAST 10 GAMES | STRENGTH OF SCHEDULE | OPP. STRENGTH OF SCHEDULE | TEAM RPI | ADJ RPI | CONF. RPI | ADJ CONF. RPI | |
|------------------|----------|-----------------|-------------------|----------------|----------------------|---------------------------|--------------|------------|-----------|---------------|-------|
| DIV. I ONLY | | 5-10-0 | .33333 264 | 3-7-0 | 182 | 181 | 246 | .44986 246 | 11 | 11 | |
| DIV. I NON-CONF. | | 3-4-0 | .42857 211 | 1-1-0 | 283 | 278 | 262 | .43007 261 | 13 | 12 | |
| <hr/> | | | | | | | | | | | |
| TOTALS | RPI 1-25 | RPI 26-50 | | W-L RECORDS | RPI 51-100 | | RPI 101-150 | | RPI 150+ | | |
| 5-10-0 | 0-0-0 | 0-2-0 | | OVERALL | 0-1-0 | | 1-4-0 | | 4-3-0 | | |
| 3-3-0 | 0-0-0 | 0-1-0 | | HOME | 0-0-0 | | 1-0-0 | | 2-2-0 | | |
| 2-7-0 | 0-0-0 | 0-1-0 | | AWAY | 0-1-0 | | 0-4-0 | | 2-1-0 | | |
| 0-0-0 | 0-0-0 | 0-0-0 | | NEUTRAL | 0-0-0 | | 0-0-0 | | 0-0-0 | | |
| <hr/> | | | | | | | | | | | |
| 3-4-0 | 0-0-0 | 0-0-0 | | NON-CONFERENCE | 0-0-0 | | 0-2-0 | | 3-2-0 | | |
| 1-1-0 | 0-0-0 | 0-0-0 | | HOME | 0-0-0 | | 0-0-0 | | 1-1-0 | | |
| 2-3-0 | 0-0-0 | 0-0- | | AWAY | 0-0-0 | | 0-2-0 | | 2-1-0 | | |
| 0-0-0 | 0-0-0 | 0-0-0 | | NEUTRAL | 0-0-0 | | 0-0-0 | | 0-0-0 | | |
| <hr/> | | | | | | | | | | | |
| 2-6-0 | 0-0-0 | 0-2-0 | | CONFERENCE | 0-1-0 | | 1-2-0 | | 1-1-0 | | |
| 2-2-0 | 0-0-0 | 0-1-0 | | HOME | 0-0-0 | | 1-0-0 | | 1-1-0 | | |
| 0-4-0 | 0-0-0 | 0-1-0 | | AWAY | 0-1-0 | | 0-2-0 | | 0-0-0 | | |
| 0-0-0 | 0-0-0 | 0-0-0 | | NEUTRAL | 0-0-0 | | 0-0-0 | | 0-0-0 | | |
| <hr/> | | | | | | | | | | | |
| RPI S | Opponent | Score | RPI S | Opponent | Score | RPI S | Opponent | Score | RPI S | Opponent | Score |
| | | | 29 H | Colgate | 0 2 | 67 A | Navy | 0 4 | 113 A | Monmouth | 0 3 |
| | | | 39 A | Boston U. | 1 6 | | | | 117 A | Bucknell | 1 2 |
| | | | | | | | | | 127 H | Holy Cross | 3 2 |
| | | | | | | | | | 128 A | Army | 0 2 |
| | | | | | | | | | 141 A | Jacksonville | 0 3 |
| | | | | | | | | | 194 H | Lehigh | 1 2 |
| | | | | | | | | | 212 A | Manhattan | 0 1 |
| | | | | | | | | | 236 H | Binghamton | 1 2 |
| | | | | | | | | | 269 A | North Florida | 1 0 |
| | | | | | | | | | 276 H | UMass Lowell | 1 0 |
| | | | | | | | | | 287 H | American | 2 1 |
| | | | | | | | | | 326 A | Saint Peter's | 4 0 |
| <hr/> | | | | | | | | | | | |
| | | | LAST 10 GAMES | | | | | | | | |
| | | | 128 A | Army | 0 2 | 194 H | Lehigh | 1 2 | | | |
| | | | 117 A | Bucknell | 1 2 | 67 A | Navy | 0 4 | | | |
| | | | 287 H | American | 2 1 | 29 H | Colgate | 0 2 | | | |
| | | | 39 A | Boston U. | 1 6 | 113 A | Monmouth | 0 3 | | | |
| | | | 127 H | Holy Cross | 3 2 | 276 H | UMass Lowell | 1 0 | | | |

Non-Div. I Games:

Lafayette

| | | | | | | | | | | | | | | | | |
|-------------------|----------|-----------|-----------|----------------|-------------|---------------|------------------|-------------|--------|-----------|----|----------|-------|------------------|---|---|
| Average RPI Win: | 247 | WON-LOST | WINNING | LAST 10 | STRENGTH OF | OPP. STRENGTH | TEAM | ADJ | CONF. | ADJ CONF. | | | | | | |
| Average RPI Loss: | 182 | RECORD | PCT. RANK | GAMES | SCHEDULE | OF SCHEDULE | RPI | RPI | RPI | RPI | | | | | | |
| DIV. I ONLY | | 6-7-1 | .46429 | 199 | 5-4-1 | 283 | 241 | 247 | .44812 | 247 | 30 | 30 | | | | |
| DIV. I NON-CONF. | | 2-5-0 | .28571 | 270 | 1-2-0 | 138 | 136 | 233 | .45496 | 233 | 29 | 29 | | | | |
| <hr/> | | | | | | | | | | | | | | | | |
| TOTALS | RPI 1-25 | RPI 26-50 | | W-L RECORDS | | RPI 51-100 | | RPI 101-150 | | RPI 150+ | | | | | | |
| 6-7-1 | 0-1-0 | 0-1-0 | | OVERALL | | 0-0-0 | | 0-0-0 | | 6-5-1 | | | | | | |
| 4-1-0 | 0-0-0 | 0-0-0 | | HOME | | 0-0-0 | | 0-0-0 | | 4-1-0 | | | | | | |
| 2-5-1 | 0-1-0 | 0-1-0 | | AWAY | | 0-0-0 | | 0-0-0 | | 2-3-1 | | | | | | |
| 0-1-0 | 0-0-0 | 0-0-0 | | NEUTRAL | | 0-0-0 | | 0-0-0 | | 0-1-0 | | | | | | |
| 2-5-0 | 0-1-0 | 0-1-0 | | NON-CONFERENCE | | 0-0-0 | | 0-0-0 | | 2-3-0 | | | | | | |
| 1-1-0 | 0-0-0 | 0-0-0 | | HOME | | 0-0-0 | | 0-0-0 | | 1-1-0 | | | | | | |
| 1-3-0 | 0-1-0 | 0-0- | | AWAY | | 0-0-0 | | 0-0-0 | | 1-1-0 | | | | | | |
| 0-1-0 | 0-0-0 | 0-0-0 | | NEUTRAL | | 0-0-0 | | 0-0-0 | | 0-1-0 | | | | | | |
| 4-2-1 | 0-0-0 | 0-0-0 | | CONFERENCE | | 0-0-0 | | 0-0-0 | | 4-2-1 | | | | | | |
| 3-0-0 | 0-0-0 | 0-0-0 | | HOME | | 0-0-0 | | 0-0-0 | | 3-0-0 | | | | | | |
| 1-2-1 | 0-0-0 | 0-0-0 | | AWAY | | 0-0-0 | | 0-0-0 | | 1-2-1 | | | | | | |
| 0-0-0 | 0-0-0 | 0-0-0 | | NEUTRAL | | 0-0-0 | | 0-0-0 | | 0-0-0 | | | | | | |
| <hr/> | | | | | | | | | | | | | | | | |
| RPI | S | Opponent | Score | | RPI | S | Opponent | Score | | RPI | S | Opponent | Score | | | |
| 12 | A | Wisconsin | 0 | 5 | 50 | A | Minnesota | 0 | 2 | | | 153 | A | Iowa St. | 2 | 1 |
| | | | | | | | | | | | | 176 | H | Creighton | 2 | 3 |
| | | | | | | | | | | | | 191 | N | St. Mary's (CA) | 1 | 2 |
| | | | | | | | | | | | | 228 | H | Drake | 3 | 2 |
| | | | | | | | | | | | | 243 | H | Oral Roberts | 3 | 0 |
| | | | | | | | | | | | | 261 | A | South Dakota | 3 | 1 |
| | | | | | | | | | | | | 268 | A | North Dakota St. | 0 | 1 |
| | | | | | | | | | | | | 273 | A | UNI | 1 | 2 |
| | | | | | | | | | | | | 290 | H | IUPUI | 2 | 1 |
| | | | | | | | | | | | | 301 | A | Omaha | 0 | 2 |
| | | | | | | | | | | | | 304 | H | Western Ill. | 2 | 1 |
| | | | | | | | | | | | | 308 | A | IPFW | 3 | 3 |
| <hr/> | | | | | | | | | | | | | | | | |
| LAST 10 GAMES | | | | | | | | | | | | | | | | |
| | | | | | 261 | A | South Dakota | 3 | 1 | | | 304 | H | Western Ill. | 2 | 1 |
| | | | | | 301 | A | Omaha | 0 | 2 | | | 290 | H | IUPUI | 2 | 1 |
| | | | | | 268 | A | North Dakota St. | 0 | 1 | | | 273 | A | UNI | 1 | 2 |
| | | | | | 243 | H | Oral Roberts | 3 | 0 | | | 153 | A | Iowa St. | 2 | 1 |
| | | | | | 308 | A | IPFW | 3 | 3 | | | 191 | N | St. Mary's (CA) | 1 | 2 |

Non-Div. I Games: Bemidji St. 3 1 Northern St. 3 1

South Dakota St.

| Average RPI Win: 205 | | WON-LOST RECORD | | WINNING PCT. RANK | | LAST 10 GAMES | | STRENGTH OF SCHEDULE | | OPP. STRENGTH OF SCHEDULE | | TEAM RPI | | ADJ RPI | | CONF. RPI | | ADJ CONF. RPI | | | | | |
|------------------------|---|-----------------|--|-------------------|--|----------------|---|----------------------|--|---------------------------|--|-----------------------|---|-------------------|--|-----------|--|---------------|--|--|--|--|--|
| DIV. I ONLY | | 4-12-1 | | .26471 285 | | 1-8-1 | | 124 | | 149 | | 248 | | .44739 248 | | 13 | | 13 | | | | | |
| DIV. I NON-CONF. | | 3-7-1 | | .31818 263 | | 0-3-1 | | 132 | | 152 | | 225 | | .46334 226 | | 14 | | 14 | | | | | |
| TOTALS | | RPI 1-25 | | RPI 26-50 | | W-L RECORDS | | RPI 51-100 | | RPI 101-150 | | RPI 150+ | | | | | | | | | | | |
| 4-12-1 | | 0-1-0 | | 0-0-0 | | OVERALL | | 0-4-0 | | 1-3-0 | | 3-4-1 | | | | | | | | | | | |
| 2-5-1 | | 0-1-0 | | 0-0-0 | | HOME | | 0-1-0 | | 1-1-0 | | 1-2-1 | | | | | | | | | | | |
| 2-7-0 | | 0-0-0 | | 0-0-0 | | AWAY | | 0-3-0 | | 0-2-0 | | 2-2-0 | | | | | | | | | | | |
| 0-0-0 | | 0-0-0 | | 0-0-0 | | NEUTRAL | | 0-0-0 | | 0-0-0 | | 0-0-0 | | | | | | | | | | | |
| 3-7-1 | | 0-1-0 | | 0-0-0 | | NON-CONFERENCE | | 0-2-0 | | 1-2-0 | | 2-2-1 | | | | | | | | | | | |
| 2-3-1 | | 0-1-0 | | 0-0-0 | | HOME | | 0-1-0 | | 1-0-0 | | 1-1-1 | | | | | | | | | | | |
| 1-4-0 | | 0-0-0 | | 0-0- | | AWAY | | 0-1-0 | | 0-2-0 | | 1-1-0 | | | | | | | | | | | |
| 0-0-0 | | 0-0-0 | | 0-0-0 | | NEUTRAL | | 0-0-0 | | 0-0-0 | | 0-0-0 | | | | | | | | | | | |
| 1-5-0 | | 0-0-0 | | 0-0-0 | | CONFERENCE | | 0-2-0 | | 0-1-0 | | 1-2-0 | | | | | | | | | | | |
| 0-2-0 | | 0-0-0 | | 0-0-0 | | HOME | | 0-0-0 | | 0-1-0 | | 0-1-0 | | | | | | | | | | | |
| 1-3-0 | | 0-0-0 | | 0-0-0 | | AWAY | | 0-2-0 | | 0-0-0 | | 1-1-0 | | | | | | | | | | | |
| 0-0-0 | | 0-0-0 | | 0-0-0 | | NEUTRAL | | 0-0-0 | | 0-0-0 | | 0-0-0 | | | | | | | | | | | |
| RPI | S | Opponent | | Score | | RPI | S | Opponent | | Score | | RPI | S | Opponent | | Score | | | | | | | |
| 20 | H | Virginia Tech | | 0 4 | | | | | | | | 74 | A | VCU | | 0 1 | | | | | | | |
| | | | | | | | | | | | | 87 | A | East Carolina | | 0 2 | | | | | | | |
| | | | | | | | | | | | | 90 | A | George Washington | | 0 1 | | | | | | | |
| | | | | | | | | | | | | 91 | H | William & Mary | | 0 2 | | | | | | | |
| | | | | | | | | | | | | 106 | A | Liberty | | 0 1 | | | | | | | |
| | | | | | | | | | | | | 115 | A | Charlotte | | 0 2 | | | | | | | |
| | | | | | | | | | | | | 128 | H | Army | | 3 1 | | | | | | | |
| | | | | | | | | | | | | 132 | H | Richmond | | 0 1 | | | | | | | |
| | | | | | | | | | | | | 193 | H | Georgia St. | | 0 0 | | | | | | | |
| | | | | | | | | | | | | 198 | A | Coastal Caro. | | 2 0 | | | | | | | |
| | | | | | | | | | | | | 205 | H | UAB | | 0 1 | | | | | | | |
| | | | | | | | | | | | | 213 | H | Saint Louis | | 0 2 | | | | | | | |
| | | | | | | | | | | | | 217 | A | Duquesne | | 0 1 | | | | | | | |
| | | | | | | | | | | | | 231 | A | St. Bonaventure | | 2 0 | | | | | | | |
| | | | | | | | | | | | | 262 | H | Winthrop | | 2 0 | | | | | | | |
| | | | | | | | | | | | | 269 | A | North Florida | | 1 2 | | | | | | | |
| LAST 10 GAMES | | | | | | | | | | | | | | | | | | | | | | | |
| 213 H Saint Louis | | | | | | 0 2 | | | | | | 231 A St. Bonaventure | | | | | | 2 0 | | | | | |
| 74 A VCU | | | | | | 0 1 | | | | | | 269 A North Florida | | | | | | 1 2 | | | | | |
| 90 A George Washington | | | | | | 0 1 | | | | | | 115 A Charlotte | | | | | | 0 2 | | | | | |
| 132 H Richmond | | | | | | 0 1 | | | | | | 91 H William & Mary | | | | | | 0 2 | | | | | |
| 217 A Duquesne | | | | | | 0 1 | | | | | | 193 H Georgia St. | | | | | | 0 0 | | | | | |

Non-Div. I Games:

Davidson

| | | | | | | | | | | | |
|--------------------------|----------|-----------|-----------|-------------------------|-------------|---------------|-------------|----------------------------|----------|-----------|-------|
| Average RPI Win: | 296 | WON-LOST | WINNING | LAST 10 | STRENGTH OF | OPP. STRENGTH | TEAM | ADJ | CONF. | ADJ CONF. | |
| Average RPI Loss: | 174 | RECORD | PCT. RANK | GAMES | SCHEDULE | OF SCHEDULE | RPI | RPI | RPI | RPI | |
| DIV. I ONLY | 7-8-2 | .47059 | 185 | 3-3-2 | 291 | 275 | 249 | .44679 | 249 | 25 | 25 |
| DIV. I NON-CONF. | 3-5-0 | .375 | 234 | 0-0-0 | 318 | 254 | 303 | .38982 | 299 | 30 | 30 |
| <hr/> | | | | | | | | | | | |
| TOTALS | RPI 1-25 | RPI 26-50 | | W-L RECORDS | RPI 51-100 | | RPI 101-150 | | RPI 150+ | | |
| 7-8-2 | 0-0-0 | 0-0-0 | | OVERALL | 0-1-0 | | 0-1-1 | | 7-6-1 | | |
| 2-5-0 | 0-0-0 | 0-0-0 | | HOME | 0-1-0 | | 0-1-0 | | 2-3-0 | | |
| 5-3-2 | 0-0-0 | 0-0-0 | | AWAY | 0-0-0 | | 0-0-1 | | 5-3-1 | | |
| 0-0-0 | 0-0-0 | 0-0-0 | | NEUTRAL | 0-0-0 | | 0-0-0 | | 0-0-0 | | |
| <hr/> | | | | | | | | | | | |
| 3-5-0 | 0-0-0 | 0-0-0 | | NON-CONFERENCE | 0-1-0 | | 0-0-0 | | 3-4-0 | | |
| 0-2-0 | 0-0-0 | 0-0-0 | | HOME | 0-1-0 | | 0-0-0 | | 0-1-0 | | |
| 3-3-0 | 0-0-0 | 0-0- | | AWAY | 0-0-0 | | 0-0-0 | | 3-3-0 | | |
| 0-0-0 | 0-0-0 | 0-0-0 | | NEUTRAL | 0-0-0 | | 0-0-0 | | 0-0-0 | | |
| <hr/> | | | | | | | | | | | |
| 4-3-2 | 0-0-0 | 0-0-0 | | CONFERENCE | 0-0-0 | | 0-1-1 | | 4-2-1 | | |
| 2-3-0 | 0-0-0 | 0-0-0 | | HOME | 0-0-0 | | 0-1-0 | | 2-2-0 | | |
| 2-0-2 | 0-0-0 | 0-0-0 | | AWAY | 0-0-0 | | 0-0-1 | | 2-0-1 | | |
| 0-0-0 | 0-0-0 | 0-0-0 | | NEUTRAL | 0-0-0 | | 0-0-0 | | 0-0-0 | | |
| <hr/> | | | | | | | | | | | |
| RPI | S | Opponent | Score | RPI | S | Opponent | Score | RPI | S | Opponent | Score |
| | | | | 92 H Troy 0 1 | | | | 106 H Liberty 1 2 | | | |
| | | | | | | | | 145 A High Point 0 0 | | | |
| | | | | | | | | 156 A Mercer 1 2 | | | |
| | | | | | | | | 192 H Jacksonville St. 0 1 | | | |
| | | | | | | | | 198 H Coastal Caro. 1 4 | | | |
| | | | | | | | | 207 H Campbell 0 4 | | | |
| | | | | | | | | 219 A Elon 0 2 | | | |
| | | | | | | | | 221 A Longwood 1 1 | | | |
| | | | | | | | | 224 A Wofford 2 3 | | | |
| | | | | | | | | 244 H Radford 2 0 | | | |
| | | | | | | | | 262 A Winthrop 3 0 | | | |
| | | | | | | | | 286 A Presbyterian 2 1 | | | |
| | | | | | | | | 317 A VMI 3 1 | | | |
| | | | | | | | | 319 A USC Upstate 1 0 | | | |
| | | | | | | | | 320 H Charleston So. 2 1 | | | |
| | | | | | | | | 327 A Chattanooga 7 2 | | | |
| | | | | <hr/> | | | | | | | |
| LAST 10 GAMES | | | | | | | | | | | |
| 320 H Charleston So. 2 1 | | | | 207 H Campbell 0 4 | | | | | | | |
| 286 A Presbyterian 2 1 | | | | 198 H Coastal Caro. 1 4 | | | | | | | |
| 106 H Liberty 1 2 | | | | 145 A High Point 0 0 | | | | | | | |
| 244 H Radford 2 0 | | | | 262 A Winthrop 3 0 | | | | | | | |
| 221 A Longwood 1 1 | | | | 219 A Elon 0 2 | | | | | | | |

Non-Div. I Games: Brevard 6 1

Gardner-Webb

| Average RPI Win: | 270 | WON-LOST RECORD | WINNING PCT. RANK | LAST 10 GAMES | STRENGTH OF SCHEDULE | OPP. STRENGTH OF SCHEDULE | TEAM RPI | ADJ RPI | CONF. RPI | ADJ CONF. RPI | | | | |
|------------------|----------|-----------------|-------------------|----------------|----------------------|---------------------------|----------------|-------------|-----------|---------------|----|--------------------|-------|---|
| DIV. I ONLY | | 4-10-2 | .3125 | 275 | 4-4-2 | 160 | 221 | 250 | .44625 | 250 | 27 | 27 | | |
| DIV. I NON-CONF. | | 1-7-1 | .16667 | 300 | 1-1-1 | 148 | 121 | 270 | .42493 | 266 | 27 | 27 | | |
| <hr/> | | | | | | | | | | | | | | |
| TOTALS | RPI 1-25 | RPI 26-50 | | W-L RECORDS | | RPI 51-100 | | RPI 101-150 | | RPI 150+ | | | | |
| 4-10-2 | 0-1-0 | 0-0-0 | | OVERALL | | 0-3-0 | | 0-2-0 | | 4-4-2 | | | | |
| 3-2-0 | 0-0-0 | 0-0-0 | | HOME | | 0-2-0 | | 0-0-0 | | 3-0-0 | | | | |
| 1-8-2 | 0-1-0 | 0-0-0 | | AWAY | | 0-1-0 | | 0-2-0 | | 1-4-2 | | | | |
| 0-0-0 | 0-0-0 | 0-0-0 | | NEUTRAL | | 0-0-0 | | 0-0-0 | | 0-0-0 | | | | |
| 1-7-1 | 0-1-0 | 0-0-0 | | NON-CONFERENCE | | 0-3-0 | | 0-1-0 | | 1-2-1 | | | | |
| 0-2-0 | 0-0-0 | 0-0-0 | | HOME | | 0-2-0 | | 0-0-0 | | 0-0-0 | | | | |
| 1-5-1 | 0-1-0 | 0-0- | | AWAY | | 0-1-0 | | 0-1-0 | | 1-2-1 | | | | |
| 0-0-0 | 0-0-0 | 0-0-0 | | NEUTRAL | | 0-0-0 | | 0-0-0 | | 0-0-0 | | | | |
| 3-3-1 | 0-0-0 | 0-0-0 | | CONFERENCE | | 0-0-0 | | 0-1-0 | | 3-2-1 | | | | |
| 3-0-0 | 0-0-0 | 0-0-0 | | HOME | | 0-0-0 | | 0-0-0 | | 3-0-0 | | | | |
| 0-3-1 | 0-0-0 | 0-0-0 | | AWAY | | 0-0-0 | | 0-1-0 | | 0-2-1 | | | | |
| 0-0-0 | 0-0-0 | 0-0-0 | | NEUTRAL | | 0-0-0 | | 0-0-0 | | 0-0-0 | | | | |
| RPI | S | Opponent | Score | | RPI | S | Opponent | Score | | RPI | S | Opponent | Score | |
| 15 | A | Notre Dame | 0 | 3 | | | | | | 69 | H | Illinois | 0 | 1 |
| | | | | | | | | | | 72 | H | Michigan St. | 0 | 1 |
| | | | | | | | | | | 94 | A | Colorado Col. | 0 | 1 |
| | | | | | | | | | | 134 | A | Valparaiso | 0 | 3 |
| | | | | | | | | | | 150 | A | Western Mich. | 0 | 4 |
| | | | | | | | | | | 162 | A | Kent St. | 1 | 1 |
| | | | | | | | | | | 201 | A | Central Mich. | 1 | 2 |
| | | | | | | | | | | 214 | A | Milwaukee | 0 | 0 |
| | | | | | | | | | | 223 | A | Air Force | 1 | 5 |
| | | | | | | | | | | 230 | A | Detroit | 1 | 2 |
| | | | | | | | | | | 237 | H | Green Bay | 2 | 1 |
| | | | | | | | | | | 242 | H | Cleveland St. | 2 | 1 |
| | | | | | | | | | | 275 | A | Youngstown St. | 0 | 1 |
| | | | | | | | | | | 292 | A | Saint Francis (PA) | 4 | 1 |
| | | | | | | | | | | 307 | H | Ill.-Chicago | 1 | 0 |
| LAST 10 GAMES | | | | | | | | | | | | | | |
| | | | | | 242 | H | Cleveland St. | 2 | 1 | 237 | H | Green Bay | 2 | 1 |
| | | | | | 230 | A | Detroit | 1 | 2 | 134 | A | Valparaiso | 0 | 3 |
| | | | | | 214 | A | Milwaukee | 0 | 0 | 292 | A | Saint Francis (PA) | 4 | 1 |
| | | | | | 307 | H | Ill.-Chicago | 1 | 0 | 162 | A | Kent St. | 1 | 1 |
| | | | | | 275 | A | Youngstown St. | 0 | 1 | 223 | A | Air Force | 1 | 5 |

Non-Div. I Games: Saginaw Valley 4 0

Oakland

| Average RPI Win: 254 | | WON-LOST | WINNING | LAST 10 | STRENGTH OF | | OPP. STRENGTH | TEAM | ADJ | | CONF. | ADJ CONF. | |
|-----------------------|----------|----------|-----------|----------------|-------------|-------|---------------|-------|-------------|--------------------|----------|-----------|----|
| Average RPI Loss: 169 | | RECORD | PCT. RANK | GAMES | SCHEDULE | | OF SCHEDULE | RPI | RPI | | RPI | RPI | |
| DIV. I ONLY | | 6-9-1 | .40625 | 234 | 5-4-1 | | 253 | 257 | 254 | .44535 | 251 | 27 | 27 |
| DIV. I NON-CONF. | | 3-6-0 | .33333 | 251 | 2-1-0 | | 267 | 165 | 273 | .42193 | 273 | 27 | 27 |
| TOTALS | | RPI 1-25 | RPI 26-50 | | W-L RECORDS | | RPI 51-100 | | RPI 101-150 | | RPI 150+ | | |
| 6-9-1 | 0-0-0 | 0-0-0 | | OVERALL | | 0-1-0 | | 0-4-0 | | 6-4-1 | | | |
| 5-4-0 | 0-0-0 | 0-0-0 | | HOME | | 0-0-0 | | 0-2-0 | | 5-2-0 | | | |
| 1-4-1 | 0-0-0 | 0-0-0 | | AWAY | | 0-1-0 | | 0-2-0 | | 1-1-1 | | | |
| 0-1-0 | 0-0-0 | 0-0-0 | | NEUTRAL | | 0-0-0 | | 0-0-0 | | 0-1-0 | | | |
| 3-6-0 | 0-0-0 | 0-0-0 | | NON-CONFERENCE | | 0-1-0 | | 0-3-0 | | 3-2-0 | | | |
| 3-2-0 | 0-0-0 | 0-0-0 | | HOME | | 0-0-0 | | 0-1-0 | | 3-1-0 | | | |
| 0-3-0 | 0-0-0 | 0-0- | | AWAY | | 0-1-0 | | 0-2-0 | | 0-0-0 | | | |
| 0-1-0 | 0-0-0 | 0-0-0 | | NEUTRAL | | 0-0-0 | | 0-0-0 | | 0-1-0 | | | |
| 3-3-1 | 0-0-0 | 0-0-0 | | CONFERENCE | | 0-0-0 | | 0-1-0 | | 3-2-1 | | | |
| 2-2-0 | 0-0-0 | 0-0-0 | | HOME | | 0-0-0 | | 0-1-0 | | 2-1-0 | | | |
| 1-1-1 | 0-0-0 | 0-0-0 | | AWAY | | 0-0-0 | | 0-0-0 | | 1-1-1 | | | |
| 0-0-0 | 0-0-0 | 0-0-0 | | NEUTRAL | | 0-0-0 | | 0-0-0 | | 0-0-0 | | | |
| RPI S | Opponent | Score | RPI S | Opponent | Score | RPI S | Opponent | Score | RPI S | Opponent | Score | | |
| | | | | | | 66 A | Wake Forest | 0 1 | 101 H | Louisville | 1 2 | | |
| | | | | | | | | | 129 A | Northern Ariz. | 0 1 | | |
| | | | | | | | | | 134 H | Valparaiso | 1 2 | | |
| | | | | | | | | | 150 A | Western Mich. | 0 1 | | |
| | | | | | | | | | 182 H | Morehead St. | 1 0 | | |
| | | | | | | | | | 210 N | Southern Utah | 0 1 | | |
| | | | | | | | | | 214 A | Milwaukee | 1 0 | | |
| | | | | | | | | | 230 H | Detroit | 2 0 | | |
| | | | | | | | | | 237 H | Green Bay | 0 1 | | |
| | | | | | | | | | 242 A | Cleveland St. | 0 1 | | |
| | | | | | | | | | 253 H | Ohio | 0 1 | | |
| | | | | | | | | | 275 A | Youngstown St. | 1 1 | | |
| | | | | | | | | | 292 H | Saint Francis (PA) | 2 1 | | |
| | | | | | | | | | 299 H | Tennessee Tech | 5 0 | | |
| | | | | | | | | | 307 H | Ill.-Chicago | 2 0 | | |
| LAST 10 GAMES | | | | | | | | | | | | | |
| | | | | | | 307 H | Ill.-Chicago | 2 0 | 230 H | Detroit | 2 0 | | |
| | | | | | | 134 H | Valparaiso | 1 2 | 275 A | Youngstown St. | 1 1 | | |
| | | | | | | 214 A | Milwaukee | 1 0 | 182 H | Morehead St. | 1 0 | | |
| | | | | | | 242 A | Cleveland St. | 0 1 | 299 H | Tennessee Tech | 5 0 | | |
| | | | | | | 237 H | Green Bay | 0 1 | 210 N | Southern Utah | 0 1 | | |

Non-Div. I Games:

Wright St.

| Average RPI Win: 253 | | WON-LOST | WINNING | LAST 10 | STRENGTH OF | | OPP. STRENGTH | TEAM | ADJ | CONF. | ADJ CONF. |
|-----------------------|----------|----------|-----------|----------|----------------|-------|----------------|-------|-------------|----------------|-----------|
| Average RPI Loss: 196 | | RECORD | PCT. RANK | GAMES | SCHEDULE | | OF SCHEDULE | RPI | RPI | RPI | RPI |
| DIV. I ONLY | | 8-7-0 | .53333 | 140 | 6-4-0 | | 316 | 204 | 253 | .44416 | 252 |
| DIV. I NON-CONF. | | 2-3-0 | .4 | 220 | 1-0-0 | | 323 | 155 | 296 | .39324 | 296 |
| TOTALS | | RPI 1-25 | RPI 26-50 | | W-L RECORDS | | RPI 51-100 | | RPI 101-150 | | RPI 150+ |
| 8-7-0 | | 0-0-0 | 0-0-0 | | OVERALL | | 0-0-0 | | 1-2-0 | | 7-5-0 |
| 1-3-0 | | 0-0-0 | 0-0-0 | | HOME | | 0-0-0 | | 0-0-0 | | 1-3-0 |
| 6-3-0 | | 0-0-0 | 0-0-0 | | AWAY | | 0-0-0 | | 1-2-0 | | 5-1-0 |
| 1-1-0 | | 0-0-0 | 0-0-0 | | NEUTRAL | | 0-0-0 | | 0-0-0 | | 1-1-0 |
| 2-3-0 | | 0-0-0 | 0-0-0 | | NON-CONFERENCE | | 0-0-0 | | 0-1-0 | | 2-2-0 |
| 0-0-0 | | 0-0-0 | 0-0-0 | | HOME | | 0-0-0 | | 0-0-0 | | 0-0-0 |
| 1-2-0 | | 0-0-0 | 0-0- | | AWAY | | 0-0-0 | | 0-1-0 | | 1-1-0 |
| 1-1-0 | | 0-0-0 | 0-0-0 | | NEUTRAL | | 0-0-0 | | 0-0-0 | | 1-1-0 |
| 6-4-0 | | 0-0-0 | 0-0-0 | | CONFERENCE | | 0-0-0 | | 1-1-0 | | 5-3-0 |
| 1-3-0 | | 0-0-0 | 0-0-0 | | HOME | | 0-0-0 | | 0-0-0 | | 1-3-0 |
| 5-1-0 | | 0-0-0 | 0-0-0 | | AWAY | | 0-0-0 | | 1-1-0 | | 4-0-0 |
| 0-0-0 | | 0-0-0 | 0-0-0 | | NEUTRAL | | 0-0-0 | | 0-0-0 | | 0-0-0 |
| RPI S | Opponent | Score | RPI S | Opponent | Score | RPI S | Opponent | Score | RPI S | Opponent | Score |
| | | | | | | | | | 124 A | Seattle | 1 4 |
| | | | | | | | | | 125 A | Portland St. | 1 3 |
| | | | | | | | | | 129 A | Northern Ariz. | 1 0 |
| | | | | | | | | | 171 N | Hawaii | 1 3 |
| | | | | | | | | | 204 H | Northern Colo. | 0 1 |
| | | | | | | | | | 209 H | Idaho St. | 1 2 |
| | | | | | | | | | 210 A | Southern Utah | 2 1 |
| | | | | | | | | | 263 A | Idaho | 4 0 |
| | | | | | | | | | 263 H | Idaho | 0 1 |
| | | | | | | | | | 265 H | Weber St. | 5 1 |
| | | | | | | | | | 272 N | Colorado St. | 2 0 |
| | | | | | | | | | 277 A | Bakersfield | 3 0 |
| | | | | | | | | | 279 A | Fresno St. | 1 2 |
| | | | | | | | | | 284 A | Sacramento St. | 2 0 |
| | | | | | | | | | 323 A | North Dakota | 1 0 |
| LAST 10 GAMES | | | | | | | | | | | |
| | | | | | | 323 A | North Dakota | 1 0 | 284 A | Sacramento St. | 2 0 |
| | | | | | | 204 H | Northern Colo. | 0 1 | 125 A | Portland St. | 1 3 |
| | | | | | | 129 A | Northern Ariz. | 1 0 | 265 H | Weber St. | 5 1 |
| | | | | | | 210 A | Southern Utah | 2 1 | 209 H | Idaho St. | 1 2 |
| | | | | | | 263 H | Idaho | 0 1 | 272 N | Colorado St. | 2 0 |

Non-Div. I Games:

Eastern Wash.

| Average RPI Win: | 214 | WON-LOST RECORD | WINNING PCT. RANK | LAST 10 GAMES | STRENGTH OF SCHEDULE | OPP. STRENGTH OF SCHEDULE | TEAM RPI | ADJ RPI | CONF. RPI | ADJ CONF. RPI | |
|---------------------|---------------|-----------------|-------------------|----------------|----------------------|---------------------------|-------------|---------|---------------|---------------|----|
| Average RPI Loss: | 149 | | | | | | | | | | |
| DIV. I ONLY | 6-12-0 | .33333 | 264 | 3-7-0 | 212 | 140 | 251 | .44408 | 253 | 16 | 16 |
| DIV. I NON-CONF. | 3-5-0 | .375 | 234 | 0-0-0 | 274 | 134 | 257 | .43047 | 260 | 16 | 16 |
| <hr/> | | | | | | | | | | | |
| TOTALS | RPI 1-25 | RPI 26-50 | | W-L RECORDS | RPI 51-100 | | RPI 101-150 | | RPI 150+ | | |
| 6-12-0 | 0-1-0 | 0-1-0 | | OVERALL | 0-1-0 | | 2-3-0 | | 4-6-0 | | |
| 4-4-0 | 0-0-0 | 0-1-0 | | HOME | 0-1-0 | | 1-0-0 | | 3-2-0 | | |
| 2-7-0 | 0-1-0 | 0-0-0 | | AWAY | 0-0-0 | | 1-3-0 | | 1-3-0 | | |
| 0-1-0 | 0-0-0 | 0-0-0 | | NEUTRAL | 0-0-0 | | 0-0-0 | | 0-1-0 | | |
| <hr/> | | | | | | | | | | | |
| 3-5-0 | 0-1-0 | 0-0-0 | | NON-CONFERENCE | 0-0-0 | | 0-2-0 | | 3-2-0 | | |
| 2-1-0 | 0-0-0 | 0-0-0 | | HOME | 0-0-0 | | 0-0-0 | | 2-1-0 | | |
| 1-3-0 | 0-1-0 | 0-0- | | AWAY | 0-0-0 | | 0-2-0 | | 1-0-0 | | |
| 0-1-0 | 0-0-0 | 0-0-0 | | NEUTRAL | 0-0-0 | | 0-0-0 | | 0-1-0 | | |
| <hr/> | | | | | | | | | | | |
| 3-7-0 | 0-0-0 | 0-1-0 | | CONFERENCE | 0-1-0 | | 2-1-0 | | 1-4-0 | | |
| 2-3-0 | 0-0-0 | 0-1-0 | | HOME | 0-1-0 | | 1-0-0 | | 1-1-0 | | |
| 1-4-0 | 0-0-0 | 0-0-0 | | AWAY | 0-0-0 | | 1-1-0 | | 0-3-0 | | |
| 0-0-0 | 0-0-0 | 0-0-0 | | NEUTRAL | 0-0-0 | | 0-0-0 | | 0-0-0 | | |
| <hr/> | | | | | | | | | | | |
| RPI S | Opponent | Score | | RPI S | Opponent | Score | | RPI S | Opponent | Score | |
| 22 A | Kentucky | 0 | 3 | 47 H | Buffalo | 0 | 1 | 59 H | Miami (OH) | 0 | 2 |
| | | | | | | | | 105 A | Dayton | 0 | 4 |
| | | | | | | | | 109 H | Ball St. | 1 | 0 |
| | | | | | | | | 111 A | Eastern Mich. | 1 | 2 |
| | | | | | | | | 138 A | Purdue | 0 | 2 |
| | | | | | | | | 150 A | Western Mich. | 1 | 0 |
| | | | | | | | | 177 N | Butler | 2 | 3 |
| | | | | | | | | 189 H | Toledo | 1 | 3 |
| | | | | | | | | 201 A | Central Mich. | 0 | 3 |
| | | | | | | | | 225 A | Northern Ill. | 0 | 2 |
| | | | | | | | | 230 H | Detroit | 3 | 1 |
| 245 H | Akron | 3 | 1 | | | | | | | | |
| 251 A | Wright St. | 1 | 0 | | | | | | | | |
| 257 H | Xavier | 2 | 3 | | | | | | | | |
| 259 A | Bowling Green | 1 | 2 | | | | | | | | |
| 296 H | Eastern Ky. | 2 | 0 | | | | | | | | |
| LAST 10 GAMES | | | | | | | | | | | |
| 189 H Toledo | | | | 1 | 3 | 109 H Ball St. | | | | 1 | 0 |
| 201 A Central Mich. | | | | 0 | 3 | 225 A Northern Ill. | | | | 0 | 2 |
| 111 A Eastern Mich. | | | | 1 | 2 | 150 A Western Mich. | | | | 1 | 0 |
| 259 A Bowling Green | | | | 1 | 2 | 47 H Buffalo | | | | 0 | 1 |
| 59 H Miami (OH) | | | | 0 | 2 | 245 H Akron | | | | 3 | 1 |

Non-Div. I Games:

Ohio

| | | | | | | | | | | | |
|-------------------|----------|-----------------|-------------------|--------------------|----------------------|---------------------------|----------------|---------|-----------|--------------------|-------|
| Average RPI Win: | 279 | WON-LOST RECORD | WINNING PCT. RANK | LAST 10 GAMES | STRENGTH OF SCHEDULE | OPP. STRENGTH OF SCHEDULE | TEAM RPI | ADJ RPI | CONF. RPI | ADJ CONF. RPI | |
| Average RPI Loss: | 118 | | | | | | | | | | |
| DIV. I ONLY | 7-11-1 | .39474 | 239 | 3-6-1 | 259 | 188 | 255 | .4438 | 254 | 10 | 10 |
| DIV. I NON-CONF. | 5-5-0 | .5 | 153 | 1-0-0 | 302 | 299 | 258 | .43052 | 259 | 8 | 8 |
| <hr/> | | | | | | | | | | | |
| TOTALS | RPI 1-25 | RPI 26-50 | | W-L RECORDS | RPI 51-100 | | RPI 101-150 | | RPI 150+ | | |
| 7-11-1 | 0-0-0 | 0-2-0 | | OVERALL | 0-4-0 | | 0-2-1 | | 7-3-0 | | |
| 4-5-0 | 0-0-0 | 0-1-0 | | HOME | 0-3-0 | | 0-1-0 | | 4-0-0 | | |
| 2-4-1 | 0-0-0 | 0-0-0 | | AWAY | 0-1-0 | | 0-1-1 | | 2-2-0 | | |
| 1-2-0 | 0-0-0 | 0-1-0 | | NEUTRAL | 0-0-0 | | 0-0-0 | | 1-1-0 | | |
| <hr/> | | | | | | | | | | | |
| 5-5-0 | 0-0-0 | 0-1-0 | | NON-CONFERENCE | 0-1-0 | | 0-1-0 | | 5-2-0 | | |
| 2-2-0 | 0-0-0 | 0-0-0 | | HOME | 0-1-0 | | 0-1-0 | | 2-0-0 | | |
| 2-1-0 | 0-0-0 | 0-0- | | AWAY | 0-0-0 | | 0-0-0 | | 2-1-0 | | |
| 1-2-0 | 0-0-0 | 0-1-0 | | NEUTRAL | 0-0-0 | | 0-0-0 | | 1-1-0 | | |
| <hr/> | | | | | | | | | | | |
| 2-6-1 | 0-0-0 | 0-1-0 | | CONFERENCE | 0-3-0 | | 0-1-1 | | 2-1-0 | | |
| 2-3-0 | 0-0-0 | 0-1-0 | | HOME | 0-2-0 | | 0-0-0 | | 2-0-0 | | |
| 0-3-1 | 0-0-0 | 0-0-0 | | AWAY | 0-1-0 | | 0-1-1 | | 0-1-0 | | |
| 0-0-0 | 0-0-0 | 0-0-0 | | NEUTRAL | 0-0-0 | | 0-0-0 | | 0-0-0 | | |
| <hr/> | | | | | | | | | | | |
| RPI S | Opponent | Score | RPI S | Opponent | Score | RPI S | Opponent | Score | RPI S | Opponent | Score |
| | | | 39 N | Boston U. | 0 1 | 62 H | Northeastern | 0 3 | 103 A | Drexel | 0 1 |
| | | | 48 H | Hofstra | 0 5 | 69 H | Illinois | 0 3 | 141 H | Jacksonville | 1 2 |
| | | | | | | 79 A | James Madison | 0 3 | 147 A | Towson | 0 0 |
| | | | | | | 91 H | William & Mary | 0 2 | 179 A | Delaware | 1 4 |
| | | | | | | | | | 184 H | UNCW | 1 0 |
| | | | | | | | | | 214 N | Milwaukee | 2 4 |
| | | | | | | | | | 219 H | Elon | 3 1 |
| | | | | | | | | | 272 A | Colorado St. | 0 1 |
| | | | | | | | | | 293 H | Alabama St. | 4 0 |
| | | | | | | | | | 301 N | Omaha | 1 0 |
| | | | | | | | | | 303 A | Citadel | 2 1 |
| | | | | | | | | | 320 H | Charleston So. | 2 1 |
| | | | | | | | | | 331 A | South Carolina St. | 4 0 |
| | | | LAST 10 GAMES | | | | | | | | |
| | | | 184 H | UNCW | 1 0 | 79 A | James Madison | 0 3 | | | |
| | | | 331 A | South Carolina St. | 4 0 | 91 H | William & Mary | 0 2 | | | |
| | | | 62 H | Northeastern | 0 3 | 219 H | Elon | 3 1 | | | |
| | | | 48 H | Hofstra | 0 5 | 179 A | Delaware | 1 4 | | | |
| | | | 147 A | Towson | 0 0 | 103 A | Drexel | 0 1 | | | |

Non-Div. I Games:

Col. of Charleston

| Average RPI Win: 222 | | WON-LOST | WINNING | LAST 10 | STRENGTH OF | | OPP. STRENGTH | TEAM | ADJ | | CONF. | ADJ CONF. | |
|-----------------------|-------|----------|-----------|----------------|-------------|------------------|---------------|-------|-------------|-------------------|----------|-----------|----|
| Average RPI Loss: 135 | | RECORD | PCT. RANK | GAMES | SCHEDULE | | OF SCHEDULE | RPI | RPI | | RPI | RPI | |
| DIV. I ONLY | | 5-10-3 | .36111 | 249 | 2-5-3 | | 241 | 153 | 252 | .44306 | 255 | 14 | 14 |
| DIV. I NON-CONF. | | 3-7-1 | .31818 | 263 | 0-2-1 | | 241 | 189 | 266 | .42365 | 269 | 11 | 11 |
| TOTALS | | RPI 1-25 | RPI 26-50 | | W-L RECORDS | | RPI 51-100 | | RPI 101-150 | | RPI 150+ | | |
| 5-10-3 | 0-0-0 | 0-2-0 | | OVERALL | | 0-2-0 | | 1-2-0 | | 4-4-3 | | | |
| 2-3-3 | 0-0-0 | 0-1-0 | | HOME | | 0-1-0 | | 0-1-0 | | 2-0-3 | | | |
| 3-6-0 | 0-0-0 | 0-1-0 | | AWAY | | 0-1-0 | | 1-1-0 | | 2-3-0 | | | |
| 0-1-0 | 0-0-0 | 0-0-0 | | NEUTRAL | | 0-0-0 | | 0-0-0 | | 0-1-0 | | | |
| 3-7-1 | 0-0-0 | 0-2-0 | | NON-CONFERENCE | | 0-1-0 | | 0-1-0 | | 3-3-1 | | | |
| 2-2-1 | 0-0-0 | 0-1-0 | | HOME | | 0-0-0 | | 0-1-0 | | 2-0-1 | | | |
| 1-4-0 | 0-0-0 | 0-0- | | AWAY | | 0-1-0 | | 0-0-0 | | 1-2-0 | | | |
| 0-1-0 | 0-0-0 | 0-0-0 | | NEUTRAL | | 0-0-0 | | 0-0-0 | | 0-1-0 | | | |
| 2-3-2 | 0-0-0 | 0-0-0 | | CONFERENCE | | 0-1-0 | | 1-1-0 | | 1-1-2 | | | |
| 0-1-2 | 0-0-0 | 0-0-0 | | HOME | | 0-1-0 | | 0-0-0 | | 0-0-2 | | | |
| 2-2-0 | 0-0-0 | 0-0-0 | | AWAY | | 0-0-0 | | 1-1-0 | | 1-1-0 | | | |
| 0-0-0 | 0-0-0 | 0-0-0 | | NEUTRAL | | 0-0-0 | | 0-0-0 | | 0-0-0 | | | |
| RPI | S | Opponent | Score | RPI | S | Opponent | Score | RPI | S | Opponent | Score | | |
| | | | | 44 | H | Utah | 0 1 | 56 | A | Santa Clara | 1 3 | | |
| | | | | 45 | A | San Diego St. | 0 2 | 77 | H | Long Beach St. | 0 1 | | |
| | | | | | | | | 126 | A | Cal Poly | 2 0 | | |
| | | | | | | | | 135 | H | San Francisco | 0 1 | | |
| | | | | | | | | 146 | A | CSUN | 0 4 | | |
| | | | | | | | | 151 | H | UC Riverside | 0 0 | | |
| | | | | | | | | 169 | N | Southeast Mo. St. | 0 2 | | |
| | | | | | | | | 171 | A | Hawaii | 2 1 | | |
| | | | | | | | | 180 | H | Cal St. Fullerton | 1 1 | | |
| | | | | | | | | 190 | A | UC Santa Barbara | 2 3 | | |
| | | | | | | | | 218 | H | San Jose St. | 1 0 | | |
| | | | | | | | | 223 | A | Air Force | 0 1 | | |
| | | | | | | | | 260 | A | Nevada | 0 1 | | |
| | | | | | | | | 284 | A | Sacramento St. | 1 0 | | |
| | | | | | | | | 297 | H | Pacific | 0 0 | | |
| | | | | | | | | 311 | H | Quinnipiac | 1 0 | | |
| LAST 10 GAMES | | | | | | | | | | | | | |
| | | | | 171 | A | Hawaii | 2 1 | 180 | H | Cal St. Fullerton | 1 1 | | |
| | | | | 77 | H | Long Beach St. | 0 1 | 151 | H | UC Riverside | 0 0 | | |
| | | | | 146 | A | CSUN | 0 4 | 297 | H | Pacific | 0 0 | | |
| | | | | 190 | A | UC Santa Barbara | 2 3 | 56 | A | Santa Clara | 1 3 | | |
| | | | | 126 | A | Cal Poly | 2 0 | 260 | A | Nevada | 0 1 | | |

Non-Div. I Games:

UC Davis

| Average RPI Win: | | 314 | WON-LOST RECORD | | WINNING PCT. RANK | | LAST 10 GAMES | | STRENGTH OF SCHEDULE | | OPP. STRENGTH OF SCHEDULE | | TEAM RPI | | ADJ RPI | | CONF. RPI | | ADJ CONF. RPI | |
|------------------|---|----------|-----------------|-----------|-------------------|----------------|---------------|----------------------|----------------------|-------------|---------------------------|----------|----------|------------------------|------------|-------|-----------|--|---------------|--|
| DIV. I ONLY | | | 5-10-3 | | .36111 249 | | 1-6-3 | | 211 | | 256 | | 256 | | .44265 256 | | 12 | | 12 | |
| DIV. I NON-CONF. | | | 5-4-0 | | .55556 139 | | 1-0-0 | | 287 | | 328 | | 240 | | .44667 241 | | 12 | | 13 | |
| TOTALS | | RPI 1-25 | | RPI 26-50 | | W-L RECORDS | | RPI 51-100 | | RPI 101-150 | | RPI 150+ | | | | | | | | |
| 5-10-3 | | 0-0-0 | | 0-0-0 | | OVERALL | | 0-4-0 | | 0-2-2 | | 5-4-1 | | | | | | | | |
| 4-3-3 | | 0-0-0 | | 0-0-0 | | HOME | | 0-1-0 | | 0-1-2 | | 4-1-1 | | | | | | | | |
| 1-7-0 | | 0-0-0 | | 0-0-0 | | AWAY | | 0-3-0 | | 0-1-0 | | 1-3-0 | | | | | | | | |
| 0-0-0 | | 0-0-0 | | 0-0-0 | | NEUTRAL | | 0-0-0 | | 0-0-0 | | 0-0-0 | | | | | | | | |
| 5-4-0 | | 0-0-0 | | 0-0-0 | | NON-CONFERENCE | | 0-1-0 | | 0-0-0 | | 5-3-0 | | | | | | | | |
| 4-1-0 | | 0-0-0 | | 0-0-0 | | HOME | | 0-0-0 | | 0-0-0 | | 4-1-0 | | | | | | | | |
| 1-3-0 | | 0-0-0 | | 0-0- | | AWAY | | 0-1-0 | | 0-0-0 | | 1-2-0 | | | | | | | | |
| 0-0-0 | | 0-0-0 | | 0-0-0 | | NEUTRAL | | 0-0-0 | | 0-0-0 | | 0-0-0 | | | | | | | | |
| 0-6-3 | | 0-0-0 | | 0-0-0 | | CONFERENCE | | 0-3-0 | | 0-2-2 | | 0-1-1 | | | | | | | | |
| 0-2-3 | | 0-0-0 | | 0-0-0 | | HOME | | 0-1-0 | | 0-1-2 | | 0-0-1 | | | | | | | | |
| 0-4-0 | | 0-0-0 | | 0-0-0 | | AWAY | | 0-2-0 | | 0-1-0 | | 0-1-0 | | | | | | | | |
| 0-0-0 | | 0-0-0 | | 0-0-0 | | NEUTRAL | | 0-0-0 | | 0-0-0 | | 0-0-0 | | | | | | | | |
| RPI | S | Opponent | | Score | | RPI | S | Opponent | | Score | | RPI | S | Opponent | | Score | | | | |
| | | | | | | | | | | | | | | | | | | | | |
| | | | | | | | | 65 A Rice | | 0 4 | | | | 115 A Charlotte | | 1 2 | | | | |
| | | | | | | | | 70 A North Texas | | 0 4 | | | | 119 H Middle Tenn. | | 2 2 | | | | |
| | | | | | | | | 81 A South Ala. | | 0 6 | | | | 131 H Marshall | | 1 3 | | | | |
| | | | | | | | | 93 H Western Ky. | | 0 2 | | | | 149 H Louisiana Tech | | 0 0 | | | | |
| | | | | | | | | | | | | | | 154 A Old Dominion | | 0 1 | | | | |
| | | | | | | | | | | | | | | 186 A Southeastern La. | | 1 2 | | | | |
| | | | | | | | | | | | | | | 205 H UAB | | 1 1 | | | | |
| | | | | | | | | | | | | | | 232 A Mississippi St. | | 1 2 | | | | |
| | | | | | | | | | | | | | | 270 H Nicholls St. | | 1 2 | | | | |
| | | | | | | | | | | | | | | 294 H Arkansas St. | | 1 0 | | | | |
| | | | | | | | | | | | | | | 314 H Jackson St. | | 5 0 | | | | |
| | | | | | | | | | | | | | | 316 H Southern U. | | 4 0 | | | | |
| | | | | | | | | | | | | | | 322 H Mississippi Val. | | 8 0 | | | | |
| | | | | | | | | | | | | | | 324 A Alabama A&M | | 3 1 | | | | |
| LAST 10 GAMES | | | | | | | | | | | | | | | | | | | | |
| | | | | | | | | 93 H Western Ky. | | 0 2 | | | | 119 H Middle Tenn. | | 2 2 | | | | |
| | | | | | | | | 131 H Marshall | | 1 3 | | | | 205 H UAB | | 1 1 | | | | |
| | | | | | | | | 149 H Louisiana Tech | | 0 0 | | | | 70 A North Texas | | 0 4 | | | | |
| | | | | | | | | 115 A Charlotte | | 1 2 | | | | 65 A Rice | | 0 4 | | | | |
| | | | | | | | | 154 A Old Dominion | | 0 1 | | | | 316 H Southern U. | | 4 0 | | | | |

Non-Div. I Games:

Southern Miss.

| Average RPI Win: | | 272 | WON-LOST RECORD | | WINNING PCT. RANK | | LAST 10 GAMES | | STRENGTH OF SCHEDULE | | OPP. STRENGTH OF SCHEDULE | | TEAM RPI | | ADJ RPI | | CONF. RPI | | ADJ CONF. RPI | |
|------------------|---|------------|-----------------|-----------|-------------------|----------------------|---------------|------------|----------------------|-------------|---------------------------|--------------------|----------|-----------------|------------|-------|-----------|--|---------------|--|
| DIV. I ONLY | | | 2-12-3 | | .20588 309 | | 0-8-2 | | 105 | | 132 | | 257 | | .44254 257 | | 8 | | 8 | |
| DIV. I NON-CONF. | | | 2-5-2 | | .33333 251 | | 0-1-1 | | 143 | | 210 | | 229 | | .4611 229 | | 9 | | 9 | |
| TOTALS | | RPI 1-25 | | RPI 26-50 | | W-L RECORDS | | RPI 51-100 | | RPI 101-150 | | RPI 150+ | | | | | | | | |
| 2-12-3 | | 0-2-0 | | 0-1-0 | | OVERALL | | 0-4-0 | | 0-3-0 | | 2-2-3 | | | | | | | | |
| 0-5-1 | | 0-1-0 | | 0-1-0 | | HOME | | 0-2-0 | | 0-0-0 | | 0-1-1 | | | | | | | | |
| 2-6-2 | | 0-1-0 | | 0-0-0 | | AWAY | | 0-2-0 | | 0-2-0 | | 2-1-2 | | | | | | | | |
| 0-1-0 | | 0-0-0 | | 0-0-0 | | NEUTRAL | | 0-0-0 | | 0-1-0 | | 0-0-0 | | | | | | | | |
| 2-5-2 | | 0-1-0 | | 0-0-0 | | NON-CONFERENCE | | 0-1-0 | | 0-2-0 | | 2-1-2 | | | | | | | | |
| 0-1-1 | | 0-1-0 | | 0-0-0 | | HOME | | 0-0-0 | | 0-0-0 | | 0-0-1 | | | | | | | | |
| 2-3-1 | | 0-0-0 | | 0-0- | | AWAY | | 0-1-0 | | 0-1-0 | | 2-1-1 | | | | | | | | |
| 0-1-0 | | 0-0-0 | | 0-0-0 | | NEUTRAL | | 0-0-0 | | 0-1-0 | | 0-0-0 | | | | | | | | |
| 0-7-1 | | 0-1-0 | | 0-1-0 | | CONFERENCE | | 0-3-0 | | 0-1-0 | | 0-1-1 | | | | | | | | |
| 0-4-0 | | 0-0-0 | | 0-1-0 | | HOME | | 0-2-0 | | 0-0-0 | | 0-1-0 | | | | | | | | |
| 0-3-1 | | 0-1-0 | | 0-0-0 | | AWAY | | 0-1-0 | | 0-1-0 | | 0-0-1 | | | | | | | | |
| 0-0-0 | | 0-0-0 | | 0-0-0 | | NEUTRAL | | 0-0-0 | | 0-0-0 | | 0-0-0 | | | | | | | | |
| RPI | S | Opponent | | Score | | RPI | S | Opponent | | Score | | RPI | S | Opponent | | Score | | | | |
| 18 | H | Pepperdine | | 0 | 2 | 41 | H | Georgetown | | 0 | 1 | 79 | A | James Madison | | 1 | 2 | | | |
| 24 | A | DePaul | | 0 | 1 | | | | | | | 80 | H | Providence | | 0 | 1 | | | |
| | | | | | | | | | | | | 85 | A | Marquette | | 0 | 1 | | | |
| | | | | | | | | | | | | 89 | H | St. John's (NY) | | 0 | 2 | | | |
| | | | | | | | | | | | | 108 | A | Cincinnati | | 0 | 2 | | | |
| | | | | | | | | | | | | 144 | A | Villanova | | 0 | 1 | | | |
| | | | | | | | | | | | | 147 | N | Towson | | 0 | 2 | | | |
| | | | | | | | | | | | | 177 | H | Butler | | 1 | 2 | | | |
| | | | | | | | | | | | | 182 | H | Morehead St. | | 0 | 0 | | | |
| | | | | | | | | | | | | 189 | A | Toledo | | 0 | 1 | | | |
| | | | | | | | | | | | | 227 | A | Seton Hall | | 0 | 0 | | | |
| | | | | | | | | | | | | 253 | A | Ohio | | 3 | 2 | | | |
| | | | | | | | | | | | | 266 | A | Northern Ky. | | 1 | 1 | | | |
| | | | | | | | | | | | | 290 | A | IUPUI | | 2 | 0 | | | |
| LAST 10 GAMES | | | | | | | | | | | | | | | | | | | | |
| 24 A DePaul | | 0 | | 1 | | 144 A Villanova | | 0 | | 1 | | 41 H Georgetown | | 0 | | 1 | | | | |
| 177 H Butler | | 1 | | 2 | | 89 H St. John's (NY) | | 0 | | 2 | | 182 H Morehead St. | | 0 | | 0 | | | | |
| 80 H Providence | | 0 | | 1 | | 108 A Cincinnati | | 0 | | 2 | | | | | | | | | | |
| 227 A Seton Hall | | 0 | | 0 | | | | | | | | | | | | | | | | |
| 85 A Marquette | | 0 | | 1 | | | | | | | | | | | | | | | | |

Non-Div. I Games: Ohio Northern 2 1

Xavier

| | | | | | | | | | | | |
|-------------------|----------|-----------------|------------------------------|----------------|----------------------|----------------------------|-------------------|---------|-----------|--------------------|-------|
| Average RPI Win: | 252 | WON-LOST RECORD | WINNING PCT. RANK | LAST 10 GAMES | STRENGTH OF SCHEDULE | OPP. STRENGTH OF SCHEDULE | TEAM RPI | ADJ RPI | CONF. RPI | ADJ CONF. RPI | |
| Average RPI Loss: | 164 | | | | | | | | | | |
| DIV. I ONLY | 4-11-2 | .29412 | 279 | 2-6-2 | 141 | 284 | 259 | .44143 | 258 | 24 | 24 |
| DIV. I NON-CONF. | 2-5-0 | .28571 | 270 | 0-0-0 | 53 | 262 | 211 | .47521 | 210 | 24 | 24 |
| <hr/> | | | | | | | | | | | |
| TOTALS | RPI 1-25 | RPI 26-50 | | W-L RECORDS | RPI 51-100 | | RPI 101-150 | | RPI 150+ | | |
| 4-11-2 | 0-0-0 | 0-0-0 | | OVERALL | 0-3-0 | | 0-2-0 | | 4-6-2 | | |
| 3-6-0 | 0-0-0 | 0-0-0 | | HOME | 0-2-0 | | 0-1-0 | | 3-3-0 | | |
| 1-5-2 | 0-0-0 | 0-0-0 | | AWAY | 0-1-0 | | 0-1-0 | | 1-3-2 | | |
| 0-0-0 | 0-0-0 | 0-0-0 | | NEUTRAL | 0-0-0 | | 0-0-0 | | 0-0-0 | | |
| <hr/> | | | | | | | | | | | |
| 2-5-0 | 0-0-0 | 0-0-0 | | NON-CONFERENCE | 0-2-0 | | 0-2-0 | | 2-1-0 | | |
| 1-3-0 | 0-0-0 | 0-0-0 | | HOME | 0-2-0 | | 0-1-0 | | 1-0-0 | | |
| 1-2-0 | 0-0-0 | 0-0- | | AWAY | 0-0-0 | | 0-1-0 | | 1-1-0 | | |
| 0-0-0 | 0-0-0 | 0-0-0 | | NEUTRAL | 0-0-0 | | 0-0-0 | | 0-0-0 | | |
| <hr/> | | | | | | | | | | | |
| 2-6-2 | 0-0-0 | 0-0-0 | | CONFERENCE | 0-1-0 | | 0-0-0 | | 2-5-2 | | |
| 2-3-0 | 0-0-0 | 0-0-0 | | HOME | 0-0-0 | | 0-0-0 | | 2-3-0 | | |
| 0-3-2 | 0-0-0 | 0-0-0 | | AWAY | 0-1-0 | | 0-0-0 | | 0-2-2 | | |
| 0-0-0 | 0-0-0 | 0-0-0 | | NEUTRAL | 0-0-0 | | 0-0-0 | | 0-0-0 | | |
| <hr/> | | | | | | | | | | | |
| RPI S | Opponent | Score | RPI S | Opponent | Score | RPI S | Opponent | Score | RPI S | Opponent | Score |
| | | | | | | 65 H | Rice | 0 2 | 114 H | Texas St. | 0 3 |
| | | | | | | 70 H | North Texas | 0 1 | 126 A | Cal Poly | 1 2 |
| | | | | | | 71 A | Stephen F. Austin | 1 2 | 167 A | La.-Lafayette | 2 7 |
| | | | | | | | | | 175 H | Sam Houston St. | 0 2 |
| | | | | | | | | | 186 H | Southeastern La. | 2 0 |
| | | | | | | | | | 208 A | Abilene Christian | 0 2 |
| | | | | | | | | | 216 A | Houston Baptist | 1 1 |
| | | | | | | | | | 218 A | San Jose St. | 1 0 |
| | | | | | | | | | 267 H | McNeese St. | 0 1 |
| | | | | | | | | | 270 H | Nicholls St. | 0 2 |
| | | | | | | | | | 271 A | A&M-Corpus Christi | 0 4 |
| | | | | | | | | | 288 H | Northwestern St. | 4 1 |
| | | | | | | | | | 313 A | Incarnate Word | 0 0 |
| | | | | | | | | | 315 H | Texas Southern | 4 0 |
| | | | | | | <hr/> | | | | | |
| | | | LAST 10 GAMES | | | | | | | | |
| | | | 313 A Incarnate Word 0 0 | | | 186 H Southeastern La. 2 0 | | | | | |
| | | | 208 A Abilene Christian 0 2 | | | 270 H Nicholls St. 0 2 | | | | | |
| | | | 267 H McNeese St. 0 1 | | | 216 A Houston Baptist 1 1 | | | | | |
| | | | 271 A A&M-Corpus Christi 0 4 | | | 71 A Stephen F. Austin 1 2 | | | | | |
| | | | 175 H Sam Houston St. 0 2 | | | 288 H Northwestern St. 4 1 | | | | | |

Non-Div. I Games:

Lamar

| Average RPI Win: 247 | | WON-LOST | WINNING | LAST 10 | STRENGTH OF | OPP. STRENGTH | TEAM | ADJ | CONF. | ADJ CONF. | | | |
|-----------------------|---|----------|-----------|---------------|-------------|----------------|-------|------------|--------|---------------|-------|---------------|-----|
| Average RPI Loss: 145 | | RECORD | PCT. RANK | GAMES | SCHEDULE | OF SCHEDULE | RPI | RPI | RPI | RPI | | | |
| DIV. I ONLY | | 4-12-1 | .26471 | 285 | 3-6-1 | 134 | 225 | 261 | .44093 | 259 | 16 | 16 | |
| DIV. I NON-CONF. | | 1-6-0 | .14286 | 309 | 0-0-0 | 172 | 301 | 295 | .39723 | 291 | 16 | 16 | |
| <hr/> | | | | | | | | | | | | | |
| TOTALS | | RPI 1-25 | | RPI 26-50 | | W-L RECORDS | | RPI 51-100 | | RPI 101-150 | | RPI 150+ | |
| 4-12-1 | | 0-0-0 | | 0-2-0 | | OVERALL | | 0-1-0 | | 0-3-0 | | 4-6-1 | |
| 2-5-0 | | 0-0-0 | | 0-0-0 | | HOME | | 0-0-0 | | 0-0-0 | | 2-5-0 | |
| 2-7-1 | | 0-0-0 | | 0-2-0 | | AWAY | | 0-1-0 | | 0-3-0 | | 2-1-1 | |
| 0-0-0 | | 0-0-0 | | 0-0-0 | | NEUTRAL | | 0-0-0 | | 0-0-0 | | 0-0-0 | |
| 1-6-0 | | 0-0-0 | | 0-1-0 | | NON-CONFERENCE | | 0-0-0 | | 0-1-0 | | 1-4-0 | |
| 0-3-0 | | 0-0-0 | | 0-0-0 | | HOME | | 0-0-0 | | 0-0-0 | | 0-3-0 | |
| 1-3-0 | | 0-0-0 | | 0-0- | | AWAY | | 0-0-0 | | 0-1-0 | | 1-1-0 | |
| 0-0-0 | | 0-0-0 | | 0-0-0 | | NEUTRAL | | 0-0-0 | | 0-0-0 | | 0-0-0 | |
| 3-6-1 | | 0-0-0 | | 0-1-0 | | CONFERENCE | | 0-1-0 | | 0-2-0 | | 3-2-1 | |
| 2-2-0 | | 0-0-0 | | 0-0-0 | | HOME | | 0-0-0 | | 0-0-0 | | 2-2-0 | |
| 1-4-1 | | 0-0-0 | | 0-1-0 | | AWAY | | 0-1-0 | | 0-2-0 | | 1-0-1 | |
| 0-0-0 | | 0-0-0 | | 0-0-0 | | NEUTRAL | | 0-0-0 | | 0-0-0 | | 0-0-0 | |
| RPI | S | Opponent | Score | RPI | S | Opponent | Score | RPI | S | Opponent | Score | | |
| | | | | 33 | A | Michigan | 0 2 | 59 | A | Miami (OH) | 0 2 | | |
| | | | | 47 | A | Buffalo | 1 3 | | | | | | |
| | | | | | | | | | | 109 | A | Ball St. | 0 5 |
| | | | | | | | | | | 116 | A | Evansville | 0 2 |
| | | | | | | | | | | 150 | A | Western Mich. | 0 2 |
| | | | | | | | | | | 162 | H | Kent St. | 1 0 |
| | | | | | | | | | | 177 | A | Butler | 0 5 |
| | | | | | | | | | | 182 | H | Morehead St. | 1 2 |
| | | | | | | | | | | 189 | H | Toledo | 0 1 |
| | | | | | | | | | | 201 | H | Central Mich. | 0 1 |
| | | | | | | | | | | 225 | A | Northern Ill. | 0 0 |
| | | | | | | | | | | 230 | H | Detroit | 0 3 |
| | | | | | | | | | | 242 | H | Cleveland St. | 1 2 |
| | | | | | | | | | | 245 | A | Akron | 1 0 |
| | | | | | | | | | | 253 | H | Ohio | 2 1 |
| | | | | | | | | | | 329 | A | Chicago St. | 8 0 |
| | | | | LAST 10 GAMES | | | | | | | | | |
| | | | | 225 | A | Northern Ill. | 0 0 | 201 | H | Central Mich. | 0 1 | | |
| | | | | 150 | A | Western Mich. | 0 2 | 245 | A | Akron | 1 0 | | |
| | | | | 162 | H | Kent St. | 1 0 | 47 | A | Buffalo | 1 3 | | |
| | | | | 253 | H | Ohio | 2 1 | 59 | A | Miami (OH) | 0 2 | | |
| | | | | 189 | H | Toledo | 0 1 | 109 | A | Ball St. | 0 5 | | |

Non-Div. I Games:

Bowling Green

| Average RPI Win: 237 | | WON-LOST | WINNING | LAST 10 | STRENGTH OF | | OPP. STRENGTH | TEAM | ADJ | CONF. | ADJ CONF. |
|-----------------------|----------|----------|------------|----------------|-------------|-------|-------------------|----------|------------|-----------------|-----------|
| Average RPI Loss: 131 | | RECORD | PCT. RANK | GAMES | SCHEDULE | | OF SCHEDULE | RPI | RPI | RPI | RPI |
| DIV. I ONLY | | 4-14-1 | .23684 295 | 1-9-0 | 129 | | 160 | 262 | .44035 260 | 17 | 17 |
| DIV. I NON-CONF. | | 3-5-1 | .38889 231 | 0-0-0 | 80 | | 145 | 170 | .49987 170 | 15 | 15 |
| TOTALS | | RPI 1-25 | RPI 26-50 | W-L RECORDS | RPI 51-100 | | RPI 101-150 | RPI 150+ | | | |
| 4-14-1 | 0-1-0 | | 0-3-0 | OVERALL | 0-2-0 | | 0-3-0 | 4-5-1 | | | |
| 3-4-1 | 0-0-0 | | 0-1-0 | HOME | 0-0-0 | | 0-1-0 | 3-2-1 | | | |
| 1-8-0 | 0-1-0 | | 0-1-0 | AWAY | 0-1-0 | | 0-2-0 | 1-3-0 | | | |
| 0-2-0 | 0-0-0 | | 0-1-0 | NEUTRAL | 0-1-0 | | 0-0-0 | 0-0-0 | | | |
| 3-5-1 | 0-1-0 | | 0-2-0 | NON-CONFERENCE | 0-1-0 | | 0-1-0 | 3-0-1 | | | |
| 2-1-1 | 0-0-0 | | 0-0-0 | HOME | 0-0-0 | | 0-1-0 | 2-0-1 | | | |
| 1-2-0 | 0-1-0 | | 0-0- | AWAY | 0-0-0 | | 0-0-0 | 1-0-0 | | | |
| 0-2-0 | 0-0-0 | | 0-1-0 | NEUTRAL | 0-1-0 | | 0-0-0 | 0-0-0 | | | |
| 1-9-0 | 0-0-0 | | 0-1-0 | CONFERENCE | 0-1-0 | | 0-2-0 | 1-5-0 | | | |
| 1-3-0 | 0-0-0 | | 0-1-0 | HOME | 0-0-0 | | 0-0-0 | 1-2-0 | | | |
| 0-6-0 | 0-0-0 | | 0-0-0 | AWAY | 0-1-0 | | 0-2-0 | 0-3-0 | | | |
| 0-0-0 | 0-0-0 | | 0-0-0 | NEUTRAL | 0-0-0 | | 0-0-0 | 0-0-0 | | | |
| RPI S | Opponent | Score | RPI S | Opponent | Score | RPI S | Opponent | Score | RPI S | Opponent | Score |
| 23 A | Arizona | 0 4 | 30 A | Texas | 1 5 | 71 N | Stephen F. Austin | 0 3 | 123 A | Wyoming | 0 4 |
| | | | 40 N | Arizona St. | 0 5 | 94 A | Colorado Col. | 0 3 | 135 H | San Francisco | 0 3 |
| | | | 45 H | San Diego St. | 1 5 | | | | 136 A | Utah St. | 0 4 |
| | | | | | | | | | 172 A | Boise St. | 0 2 |
| | | | | | | | | | 181 H | Denver | 1 1 |
| | | | | | | | | | 187 H | New Mexico | 0 1 |
| | | | | | | | | | 191 H | St. Mary's (CA) | 2 1 |
| | | | | | | | | | 218 H | San Jose St. | 2 1 |
| | | | | | | | | | 223 A | Air Force | 0 1 |
| | | | | | | | | | 255 H | UC Davis | 1 0 |
| | | | | | | | | | 272 A | Colorado St. | 0 1 |
| | | | | | | | | | 279 H | Fresno St. | 2 3 |
| | | | | | | | | | 284 A | Sacramento St. | 1 0 |
| LAST 10 GAMES | | | | | | | | | | | |
| | | | 136 A | Utah St. | 0 4 | 45 H | San Diego St. | 1 5 | | | |
| | | | 172 A | Boise St. | 0 2 | 279 H | Fresno St. | 2 3 | | | |
| | | | 94 A | Colorado Col. | 0 3 | 218 H | San Jose St. | 2 1 | | | |
| | | | 223 A | Air Force | 0 1 | 272 A | Colorado St. | 0 1 | | | |
| | | | 187 H | New Mexico | 0 1 | 123 A | Wyoming | 0 4 | | | |

Non-Div. I Games:

Nevada

| | | | | | | | | | | | | | |
|------------------|----------|-----------------|-------------------|----------------|----------------------|---------------------------|----------|-------------|-----------|------------------|-------|----|--|
| Average RPI Win: | 279 | WON-LOST RECORD | WINNING PCT. RANK | LAST 10 GAMES | STRENGTH OF SCHEDULE | OPP. STRENGTH OF SCHEDULE | TEAM RPI | ADJ RPI | CONF. RPI | ADJ CONF. RPI | | | |
| DIV. I ONLY | | 6-6-2 | .5 | 157 | 4-4-2 | 309 | 296 | 263 | .44022 | 261 | 30 | 30 | |
| DIV. I NON-CONF. | | 5-4-0 | .55556 | 139 | 3-2-0 | 285 | 276 | 230 | .46054 | 230 | 29 | 29 | |
| <hr/> | | | | | | | | | | | | | |
| TOTALS | RPI 1-25 | RPI 26-50 | | W-L RECORDS | | RPI 51-100 | | RPI 101-150 | | RPI 150+ | | | |
| 6-6-2 | 0-0-0 | 0-0-0 | | OVERALL | | 0-0-0 | | 0-2-0 | | 6-4-2 | | | |
| 2-3-2 | 0-0-0 | 0-0-0 | | HOME | | 0-0-0 | | 0-1-0 | | 2-2-2 | | | |
| 3-3-0 | 0-0-0 | 0-0-0 | | AWAY | | 0-0-0 | | 0-1-0 | | 3-2-0 | | | |
| 1-0-0 | 0-0-0 | 0-0-0 | | NEUTRAL | | 0-0-0 | | 0-0-0 | | 1-0-0 | | | |
| <hr/> | | | | | | | | | | | | | |
| 5-4-0 | 0-0-0 | 0-0-0 | | NON-CONFERENCE | | 0-0-0 | | 0-2-0 | | 5-2-0 | | | |
| 1-2-0 | 0-0-0 | 0-0-0 | | HOME | | 0-0-0 | | 0-1-0 | | 1-1-0 | | | |
| 3-2-0 | 0-0-0 | 0-0- | | AWAY | | 0-0-0 | | 0-1-0 | | 3-1-0 | | | |
| 1-0-0 | 0-0-0 | 0-0-0 | | NEUTRAL | | 0-0-0 | | 0-0-0 | | 1-0-0 | | | |
| <hr/> | | | | | | | | | | | | | |
| 1-2-2 | 0-0-0 | 0-0-0 | | CONFERENCE | | 0-0-0 | | 0-0-0 | | 1-2-2 | | | |
| 1-1-2 | 0-0-0 | 0-0-0 | | HOME | | 0-0-0 | | 0-0-0 | | 1-1-2 | | | |
| 0-1-0 | 0-0-0 | 0-0-0 | | AWAY | | 0-0-0 | | 0-0-0 | | 0-1-0 | | | |
| 0-0-0 | 0-0-0 | 0-0-0 | | NEUTRAL | | 0-0-0 | | 0-0-0 | | 0-0-0 | | | |
| <hr/> | | | | | | | | | | | | | |
| RPI | S | Opponent | Score | RPI | S | Opponent | Score | RPI | S | Opponent | Score | | |
| | | | | | | | | 123 | H | Wyoming | 1 | 2 | |
| | | | | | | | | 129 | A | Northern Ariz. | 2 | 3 | |
| | | | | | | | | 176 | H | Creighton | 1 | 3 | |
| | | | | | | | | 181 | A | Denver | 0 | 1 | |
| | | | | | | | | 203 | A | UALR | 0 | 1 | |
| | | | | | | | | 211 | A | Grand Canyon | 3 | 1 | |
| | | | | | | | | 228 | A | Drake | 1 | 0 | |
| | | | | | | | | 247 | H | South Dakota St. | 1 | 3 | |
| | | | | | | | | 268 | H | North Dakota St. | 2 | 2 | |
| | | | | | | | | 273 | A | UNI | 2 | 0 | |
| | | | | | | | | 301 | H | Omaha | 0 | 0 | |
| | | | | | | | | 308 | H | IPFW | 1 | 0 | |
| | | | | | | | | 323 | H | North Dakota | 5 | 1 | |
| | | | | | | | | 330 | N | Ark.-Pine Bluff | 11 | 0 | |
| | | | | | | | | | | | | | |
| | | | | | | | | | | | | | |
| | | | | | | | | | | | | | |
| | | | | | | | | | | | | | |
| | | | | | | | | | | | | | |
| | | | | | | | | | | | | | |
| | | | | | | | | | | | | | |
| | | | | | | | | | | | | | |
| | | | | | | | | | | | | | |
| | | | | | | | | | | | | | |
| | | | | | | | | | | | | | |
| | | | | | | | | | | | | | |
| | | | | | | | | | | | | | |
| | | | | | | | | | | | | | |
| | | | | | | | | | | | | | |
| | | | | | | | | | | | | | |
| | | | | | | | | | | | | | |
| | | | | | | | | | | | | | |
| | | | | | | | | | | | | | |
| | | | | | | | | | | | | | |
| | | | | | | | | | | | | | |
| | | | | | | | | | | | | | |
| | | | | | | | | | | | | | |
| | | | | | | | | | | | | | |
| | | | | | | | | | | | | | |
| | | | | | | | | | | | | | |
| | | | | | | | | | | | | | |
| | | | | | | | | | | | | | |
| | | | | | | | | | | | | | |
| | | | | | | | | | | | | | |
| | | | | | | | | | | | | | |
| | | | | | | | | | | | | | |
| | | | | | | | | | | | | | |
| | | | | | | | | | | | | | |
| | | | | | | | | | | | | | |
| | | | | | | | | | | | | | |
| | | | | | | | | | | | | | |
| | | | | | | | | | | | | | |
| | | | | | | | | | | | | | |
| | | | | | | | | | | | | | |
| | | | | | | | | | | | | | |
| | | | | | | | | | | | | | |
| | | | | | | | | | | | | | |
| | | | | | | | | | | | | | |
| | | | | | | | | | | | | | |
| | | | | | | | | | | | | | |
| | | | | | | | | | | | | | |
| | | | | | | | | | | | | | |
| | | | | | | | | | | | | | |
| | | | | | | | | | | | | | |
| | | | | | | | | | | | | | |
| | | | | | | | | | | | | | |
| | | | | | | | | | | | | | |
| | | | | | | | | | | | | | |
| | | | | | | | | | | | | | |
| | | | | | | | | | | | | | |
| | | | | | | | | | | | | | |
| | | | | | | | | | | | | | |
| | | | | | | | | | | | | | |
| | | | | | | | | | | | | | |
| | | | | | | | | | | | | | |
| | | | | | | | | | | | | | |
| | | | | | | | | | | | | | |
| | | | | | | | | | | | | | |
| | | | | | | | | | | | | | |
| | | | | | | | | | | | | | |
| | | | | | | | | | | | | | |
| | | | | | | | | | | | | | |
| | | | | | | | | | | | | | |
| | | | | | | | | | | | | | |
| | | | | | | | | | | | | | |
| | | | | | | | | | | | | | |
| | | | | | | | | | | | | | |
| | | | | | | | | | | | | | |
| | | | | | | | | | | | | | |
| | | | | | | | | | | | | | |
| | | | | | | | | | | | | | |
| | | | | | | | | | | | | | |
| | | | | | | | | | | | | | |
| | | | | | | | | | | | | | |
| | | | | | | | | | | | | | |
| | | | | | | | | | | | | | |
| | | | | | | | | | | | | | |
| | | | | | | | | | | | | | |
| | | | | | | | | | | | | | |
| | | | | | | | | | | | | | |
| | | | | | | | | | | | | | |
| | | | | | | | | | | | | | |
| | | | | | | | | | | | | | |
| | | | | | | | | | | | | | |
| | | | | | | | | | | | | | |
| | | | | | | | | | | | | | |
| | | | | | | | | | | | | | |
| | | | | | | | | | | | | | |
| | | | | | | | | | | | | | |
| | | | | | | | | | | | | | |
| | | | | | | | | | | | | | |
| | | | | | | | | | | | | | |
| | | | | | | | | | | | | | |
| | | | | | | | | | | | | | |
| | | | | | | | | | | | | | |
| | | | | | | | | | | | | | |
| | | | | | | | | | | | | | |
| | | | | | | | | | | | | | |
| | | | | | | | | | | | | | |
| | | | | | | | | | | | | | |
| | | | | | | | | | | | | | |
| | | | | | | | | | | | | | |
| | | | | | | | | | | | | | |
| | | | | | | | | | | | | | |

| Average RPI Win: | 302 | WON-LOST | WINNING | LAST 10 | STRENGTH OF | OPP. STRENGTH | TEAM | ADJ | CONF. | ADJ CONF. | |
|----------------------|----------|-----------|-----------|----------------|-------------|----------------------|-------|-------------|-------|-----------|-------|
| Average RPI Loss: | 165 | RECORD | PCT. RANK | GAMES | SCHEDULE | OF SCHEDULE | RPI | RPI | RPI | RPI | |
| DIV. I ONLY | 6-8-1 | .43333 | 220 | 4-5-1 | 276 | 304 | 265 | .43977 | 262 | 25 | 25 |
| DIV. I NON-CONF. | 3-3-0 | .5 | 153 | 1-0-0 | 324 | 270 | 284 | .40744 | 282 | 30 | 30 |
| <hr/> | | | | | | | | | | | |
| TOTALS | RPI 1-25 | RPI 26-50 | | W-L RECORDS | | RPI 51-100 | | RPI 101-150 | | RPI 150+ | |
| 6-8-1 | 0-0-0 | 0-1-0 | | OVERALL | | 0-0-0 | | 0-3-0 | | 6-4-1 | |
| 4-3-1 | 0-0-0 | 0-1-0 | | HOME | | 0-0-0 | | 0-1-0 | | 4-1-1 | |
| 2-5-0 | 0-0-0 | 0-0-0 | | AWAY | | 0-0-0 | | 0-2-0 | | 2-3-0 | |
| 0-0-0 | 0-0-0 | 0-0-0 | | NEUTRAL | | 0-0-0 | | 0-0-0 | | 0-0-0 | |
| <hr/> | | | | | | | | | | | |
| 3-3-0 | 0-0-0 | 0-1-0 | | NON-CONFERENCE | | 0-0-0 | | 0-1-0 | | 3-1-0 | |
| 2-1-0 | 0-0-0 | 0-1-0 | | HOME | | 0-0-0 | | 0-0-0 | | 2-0-0 | |
| 1-2-0 | 0-0-0 | 0-0- | | AWAY | | 0-0-0 | | 0-1-0 | | 1-1-0 | |
| 0-0-0 | 0-0-0 | 0-0-0 | | NEUTRAL | | 0-0-0 | | 0-0-0 | | 0-0-0 | |
| <hr/> | | | | | | | | | | | |
| 3-5-1 | 0-0-0 | 0-0-0 | | CONFERENCE | | 0-0-0 | | 0-2-0 | | 3-3-1 | |
| 2-2-1 | 0-0-0 | 0-0-0 | | HOME | | 0-0-0 | | 0-1-0 | | 2-1-1 | |
| 1-3-0 | 0-0-0 | 0-0-0 | | AWAY | | 0-0-0 | | 0-1-0 | | 1-2-0 | |
| 0-0-0 | 0-0-0 | 0-0-0 | | NEUTRAL | | 0-0-0 | | 0-0-0 | | 0-0-0 | |
| <hr/> | | | | | | | | | | | |
| RPI | S | Opponent | Score | RPI | S | Opponent | Score | RPI | S | Opponent | Score |
| | | | | 26 | H | Clemson | 0 7 | | | | |
| | | | | 106 | A | Liberty | 1 3 | | | | |
| | | | | 115 | A | Charlotte | 0 4 | | | | |
| | | | | 145 | H | High Point | 0 1 | | | | |
| | | | | 198 | H | Coastal Caro. | 1 1 | | | | |
| | | | | 207 | A | Campbell | 2 3 | | | | |
| | | | | 221 | A | Longwood | 0 2 | | | | |
| | | | | 244 | H | Radford | 1 0 | | | | |
| | | | | 248 | A | Davidson | 0 2 | | | | |
| | | | | 249 | H | Gardner-Webb | 0 3 | | | | |
| | | | | 283 | A | UNC Asheville | 5 0 | | | | |
| | | | | 310 | A | Francis Marion | 2 1 | | | | |
| | | | | 320 | H | Charleston So. | 3 2 | | | | |
| | | | | 324 | H | Alabama A&M | 9 0 | | | | |
| | | | | 331 | H | South Carolina St. | 1 0 | | | | |
| <hr/> | | | | | | | | | | | |
| LAST 10 GAMES | | | | | | | | | | | |
| 244 H Radford | | | | 1 | 0 | 283 A UNC Asheville | | | | 5 | 0 |
| 106 A Liberty | | | | 1 | 3 | 310 A Francis Marion | | | | 2 | 1 |
| 207 A Campbell | | | | 2 | 3 | 145 H High Point | | | | 0 | 1 |
| 320 H Charleston So. | | | | 3 | 2 | 221 A Longwood | | | | 0 | 2 |
| 198 H Coastal Caro. | | | | 1 | 1 | 249 H Gardner-Webb | | | | 0 | 3 |

Non-Div. I Games: Brevard 10 1

Winthrop

| Average RPI Win: 227 | | WON-LOST RECORD | | WINNING PCT. RANK | | LAST 10 GAMES | | STRENGTH OF SCHEDULE | | OPP. STRENGTH OF SCHEDULE | | TEAM RPI | | ADJ RPI | | CONF. RPI | | ADJ CONF. RPI | |
|----------------------|----------------|-----------------|---|-------------------|----------------|----------------|---|----------------------|----------------|---------------------------|---|----------|-----------------|------------|---|-----------|--|---------------|--|
| DIV. I ONLY | | 4-13-2 | | .26316 290 | | 4-4-2 | | 146 | | 199 | | 266 | | .43933 263 | | 22 | | 22 | |
| DIV. I NON-CONF. | | 0-8-0 | | 0 323 | | 0-0-0 | | 90 | | 68 | | 287 | | .40436 286 | | 22 | | 21 | |
| TOTALS | | RPI 1-25 | | RPI 26-50 | | W-L RECORDS | | RPI 51-100 | | RPI 101-150 | | RPI 150+ | | | | | | | |
| 4-13-2 | | 0-2-0 | | 0-1-0 | | OVERALL | | 0-0-0 | | 1-4-0 | | 3-6-2 | | | | | | | |
| 3-5-1 | | 0-1-0 | | 0-1-0 | | HOME | | 0-0-0 | | 1-0-0 | | 2-3-1 | | | | | | | |
| 1-8-1 | | 0-1-0 | | 0-0-0 | | AWAY | | 0-0-0 | | 0-4-0 | | 1-3-1 | | | | | | | |
| 0-0-0 | | 0-0-0 | | 0-0-0 | | NEUTRAL | | 0-0-0 | | 0-0-0 | | 0-0-0 | | | | | | | |
| 0-8-0 | | 0-2-0 | | 0-1-0 | | NON-CONFERENCE | | 0-0-0 | | 0-2-0 | | 0-3-0 | | | | | | | |
| 0-3-0 | | 0-1-0 | | 0-1-0 | | HOME | | 0-0-0 | | 0-0-0 | | 0-1-0 | | | | | | | |
| 0-5-0 | | 0-1-0 | | 0-0- | | AWAY | | 0-0-0 | | 0-2-0 | | 0-2-0 | | | | | | | |
| 0-0-0 | | 0-0-0 | | 0-0-0 | | NEUTRAL | | 0-0-0 | | 0-0-0 | | 0-0-0 | | | | | | | |
| 4-5-2 | | 0-0-0 | | 0-0-0 | | CONFERENCE | | 0-0-0 | | 1-2-0 | | 3-3-2 | | | | | | | |
| 3-2-1 | | 0-0-0 | | 0-0-0 | | HOME | | 0-0-0 | | 1-0-0 | | 2-2-1 | | | | | | | |
| 1-3-1 | | 0-0-0 | | 0-0-0 | | AWAY | | 0-0-0 | | 0-2-0 | | 1-1-1 | | | | | | | |
| 0-0-0 | | 0-0-0 | | 0-0-0 | | NEUTRAL | | 0-0-0 | | 0-0-0 | | 0-0-0 | | | | | | | |
| RPI S | Opponent | Score | | RPI S | Opponent | Score | | RPI S | Opponent | Score | | RPI S | Opponent | Score | | | | | |
| 14 H | Washington St. | 0 | 1 | 46 H | TCU | 0 | 2 | | | | | 107 A | Montana | 0 | 1 | | | | |
| 23 A | Arizona | 0 | 3 | | | | | | | | | 124 A | Seattle | 1 | 2 | | | | |
| | | | | | | | | | | | | 125 A | Portland St. | 1 | 3 | | | | |
| | | | | | | | | | | | | 129 H | Northern Ariz. | 2 | 1 | | | | |
| | | | | | | | | | | | | 140 A | Gonzaga | 0 | 5 | | | | |
| | | | | | | | | | | | | 172 H | Boise St. | 0 | 2 | | | | |
| | | | | | | | | | | | | 191 A | St. Mary's (CA) | 0 | 3 | | | | |
| | | | | | | | | | | | | 204 H | Northern Colo. | 3 | 2 | | | | |
| | | | | | | | | | | | | 209 H | Idaho St. | 2 | 2 | | | | |
| | | | | | | | | | | | | 210 A | Southern Utah | 2 | 2 | | | | |
| | | | | | | | | | | | | 211 A | Grand Canyon | 1 | 2 | | | | |
| | | | | | | | | | | | | 252 A | Eastern Wash. | 1 | 0 | | | | |
| | | | | | | | | | | | | 252 H | Eastern Wash. | 0 | 4 | | | | |
| | | | | | | | | | | | | 265 H | Weber St. | 2 | 3 | | | | |
| | | | | | | | | | | | | 284 A | Sacramento St. | 2 | 4 | | | | |
| | | | | | | | | | | | | 323 H | North Dakota | 1 | 0 | | | | |
| | | | | LAST 10 GAMES | | | | | | | | | | | | | | | |
| | | | | 125 A | Portland St. | 1 | 3 | 107 A | Montana | 0 | 1 | | | | | | | | |
| | | | | 284 A | Sacramento St. | 2 | 4 | 129 H | Northern Ariz. | 2 | 1 | | | | | | | | |
| | | | | 209 H | Idaho St. | 2 | 2 | 210 A | Southern Utah | 2 | 2 | | | | | | | | |
| | | | | 265 H | Weber St. | 2 | 3 | 323 H | North Dakota | 1 | 0 | | | | | | | | |
| | | | | 252 A | Eastern Wash. | 1 | 0 | 204 H | Northern Colo. | 3 | 2 | | | | | | | | |

Non-Div. I Games:

Idaho

| Average RPI Win: 248 | | WON-LOST | WINNING | LAST 10 | STRENGTH OF | | OPP. STRENGTH | TEAM | ADJ | CONF. | ADJ CONF. |
|-----------------------|----------|----------|-----------|----------------|-------------|-------|-------------------|-------|-------------|--------------------|-----------|
| Average RPI Loss: 188 | | RECORD | PCT. RANK | GAMES | SCHEDULE | | OF SCHEDULE | RPI | RPI | RPI | RPI |
| DIV. I ONLY | | 5-10-2 | .35294 | 255 | 1-6-1 | | 223 | 261 | 267 | .43928 | 264 |
| DIV. I NON-CONF. | | 4-3-1 | .5625 | 132 | 0-0-0 | | 192 | 219 | 158 | .5031 | 162 |
| TOTALS | | RPI 1-25 | RPI 26-50 | | W-L RECORDS | | RPI 51-100 | | RPI 101-150 | | RPI 150+ |
| 5-10-2 | 0-0-0 | 0-0-0 | | OVERALL | | 0-3-0 | | 1-0-1 | | 4-7-1 | |
| 1-3-2 | 0-0-0 | 0-0-0 | | HOME | | 0-0-0 | | 0-0-1 | | 1-3-1 | |
| 4-7-0 | 0-0-0 | 0-0-0 | | AWAY | | 0-3-0 | | 1-0-0 | | 3-4-0 | |
| 0-0-0 | 0-0-0 | 0-0-0 | | NEUTRAL | | 0-0-0 | | 0-0-0 | | 0-0-0 | |
| 4-3-1 | 0-0-0 | 0-0-0 | | NON-CONFERENCE | | 0-2-0 | | 1-0-1 | | 3-1-0 | |
| 0-0-1 | 0-0-0 | 0-0-0 | | HOME | | 0-0-0 | | 0-0-1 | | 0-0-0 | |
| 4-3-0 | 0-0-0 | 0-0- | | AWAY | | 0-2-0 | | 1-0-0 | | 3-1-0 | |
| 0-0-0 | 0-0-0 | 0-0-0 | | NEUTRAL | | 0-0-0 | | 0-0-0 | | 0-0-0 | |
| 1-7-1 | 0-0-0 | 0-0-0 | | CONFERENCE | | 0-1-0 | | 0-0-0 | | 1-6-1 | |
| 1-3-1 | 0-0-0 | 0-0-0 | | HOME | | 0-0-0 | | 0-0-0 | | 1-3-1 | |
| 0-4-0 | 0-0-0 | 0-0-0 | | AWAY | | 0-1-0 | | 0-0-0 | | 0-3-0 | |
| 0-0-0 | 0-0-0 | 0-0-0 | | NEUTRAL | | 0-0-0 | | 0-0-0 | | 0-0-0 | |
| RPI S | Opponent | Score | RPI S | Opponent | Score | RPI S | Opponent | Score | RPI S | Opponent | Score |
| | | | | | | 58 A | Oklahoma | 0 5 | 139 A | UMKC | 1 0 |
| | | | | | | 71 A | Stephen F. Austin | 0 3 | 149 H | Louisiana Tech | 2 2 |
| | | | | | | 78 A | Tulsa | 1 3 | 175 H | Sam Houston St. | 0 1 |
| | | | | | | | | | 186 A | Southeastern La. | 1 2 |
| | | | | | | | | | 195 A | Missouri St. | 3 2 |
| | | | | | | | | | 208 H | Abilene Christian | 2 2 |
| | | | | | | | | | 216 H | Houston Baptist | 0 2 |
| | | | | | | | | | 238 A | La.-Monroe | 0 1 |
| | | | | | | | | | 270 A | Nicholls St. | 0 2 |
| | | | | | | | | | 271 A | A&M-Corpus Christi | 0 2 |
| | | | | | | | | | 288 H | Northwestern St. | 2 0 |
| | | | | | | | | | 294 A | Arkansas St. | 2 1 |
| | | | | | | | | | 313 H | Incarnate Word | 0 1 |
| | | | | | | | | | 322 A | Mississippi Val. | 10 0 |
| LAST 10 GAMES | | | | | | | | | | | |
| | | | | | | 270 A | Nicholls St. | 0 2 | 313 H | Incarnate Word | 0 1 |
| | | | | | | 71 A | Stephen F. Austin | 0 3 | 208 H | Abilene Christian | 2 2 |
| | | | | | | 216 H | Houston Baptist | 0 2 | 288 H | Northwestern St. | 2 0 |
| | | | | | | 175 H | Sam Houston St. | 0 1 | 271 A | A&M-Corpus Christi | 0 2 |
| | | | | | | 186 A | Southeastern La. | 1 2 | 238 A | La.-Monroe | 0 1 |

Non-Div. I Games:

Central Ark.

Weber St.

| Average RPI Win: 260 | | WON-LOST RECORD | | WINNING PCT. RANK | | LAST 10 GAMES | | STRENGTH OF SCHEDULE | | OPP. STRENGTH OF SCHEDULE | | TEAM RPI | | ADJ RPI | | CONF. RPI | | ADJ CONF. RPI | |
|----------------------|---|-----------------|--|-------------------|-----|----------------|--------------|----------------------|-------|---------------------------|---|----------------|---|----------------|-----|-----------|--|---------------|--|
| DIV. I ONLY | | 7-7-3 | | .5 157 | | 4-5-1 | | 312 | | 222 | | 260 | | .43839 266 | | 19 | | 19 | |
| DIV. I NON-CONF. | | 4-4-2 | | .5 153 | | 1-2-0 | | 320 | | 243 | | 276 | | .41593 277 | | 19 | | 19 | |
| TOTALS | | RPI 1-25 | | RPI 26-50 | | W-L RECORDS | | RPI 51-100 | | RPI 101-150 | | RPI 150+ | | | | | | | |
| 7-7-3 | | 0-0-0 | | 0-1-0 | | OVERALL | | 0-0-0 | | 0-2-0 | | 7-4-3 | | | | | | | |
| 3-3-2 | | 0-0-0 | | 0-0-0 | | HOME | | 0-0-0 | | 0-1-0 | | 3-2-2 | | | | | | | |
| 4-4-1 | | 0-0-0 | | 0-1-0 | | AWAY | | 0-0-0 | | 0-1-0 | | 4-2-1 | | | | | | | |
| 0-0-0 | | 0-0-0 | | 0-0-0 | | NEUTRAL | | 0-0-0 | | 0-0-0 | | 0-0-0 | | | | | | | |
| 4-4-2 | | 0-0-0 | | 0-0-0 | | NON-CONFERENCE | | 0-0-0 | | 0-1-0 | | 4-3-2 | | | | | | | |
| 2-1-2 | | 0-0-0 | | 0-0-0 | | HOME | | 0-0-0 | | 0-0-0 | | 2-1-2 | | | | | | | |
| 2-3-0 | | 0-0-0 | | 0-0- | | AWAY | | 0-0-0 | | 0-1-0 | | 2-2-0 | | | | | | | |
| 0-0-0 | | 0-0-0 | | 0-0-0 | | NEUTRAL | | 0-0-0 | | 0-0-0 | | 0-0-0 | | | | | | | |
| 3-3-1 | | 0-0-0 | | 0-1-0 | | CONFERENCE | | 0-0-0 | | 0-1-0 | | 3-1-1 | | | | | | | |
| 1-2-0 | | 0-0-0 | | 0-0-0 | | HOME | | 0-0-0 | | 0-1-0 | | 1-1-0 | | | | | | | |
| 2-1-1 | | 0-0-0 | | 0-1-0 | | AWAY | | 0-0-0 | | 0-0-0 | | 2-0-1 | | | | | | | |
| 0-0-0 | | 0-0-0 | | 0-0-0 | | NEUTRAL | | 0-0-0 | | 0-0-0 | | 0-0-0 | | | | | | | |
| RPI | S | Opponent | | Score | RPI | S | Opponent | | Score | RPI | S | Opponent | | Score | | | | | |
| | | | | | 37 | A | FGCU | | 0 2 | | | 101 | A | Louisville | 0 1 | | | | |
| | | | | | | | | | | | | 141 | H | Jacksonville | 0 1 | | | | |
| | | | | | | | | | | | | 164 | A | Lipscomb | 2 0 | | | | |
| | | | | | | | | | | | | 174 | H | Kennesaw St. | 1 0 | | | | |
| | | | | | | | | | | | | 177 | H | Butler | 1 2 | | | | |
| | | | | | | | | | | | | 182 | H | Morehead St. | 1 1 | | | | |
| | | | | | | | | | | | | 206 | A | Murray St. | 1 4 | | | | |
| | | | | | | | | | | | | 257 | H | Xavier | 1 1 | | | | |
| | | | | | | | | | | | | 269 | H | North Florida | 1 2 | | | | |
| | | | | | | | | | | | | 280 | A | Stetson | 4 3 | | | | |
| | | | | | | | | | | | | 290 | A | IUPUI | 1 0 | | | | |
| | | | | | | | | | | | | 291 | H | Robert Morris | 2 1 | | | | |
| | | | | | | | | | | | | 308 | A | IPFW | 4 6 | | | | |
| | | | | | | | | | | | | 310 | A | Francis Marion | 4 3 | | | | |
| | | | | | | | | | | | | 312 | H | Eastern Ill. | 4 0 | | | | |
| | | | | | | | | | | | | 319 | A | USC Upstate | 1 1 | | | | |
| LAST 10 GAMES | | | | | | | | | | | | | | | | | | | |
| | | | | | 164 | A | Lipscomb | | 2 0 | 269 | H | North Florida | | 1 2 | | | | | |
| | | | | | 174 | H | Kennesaw St. | | 1 0 | 141 | H | Jacksonville | | 0 1 | | | | | |
| | | | | | 101 | A | Louisville | | 0 1 | 319 | A | USC Upstate | | 1 1 | | | | | |
| | | | | | 280 | A | Stetson | | 4 3 | 310 | A | Francis Marion | | 4 3 | | | | | |
| | | | | | 37 | A | FGCU | | 0 2 | 206 | A | Murray St. | | 1 4 | | | | | |

Non-Div. I Games:

Northern Ky.

| Average RPI Win: 273 | | WON-LOST | WINNING | LAST 10 | STRENGTH OF | | OPP. STRENGTH | TEAM | ADJ | | CONF. | ADJ CONF. | |
|-----------------------|---|----------|-----------|---------|----------------|----------|---------------|------|-------------|----------|----------|-----------|----|
| Average RPI Loss: 207 | | RECORD | PCT. RANK | GAMES | SCHEDULE | | OF SCHEDULE | RPI | RPI | | RPI | RPI | |
| DIV. I ONLY | | 7-9-1 | .44118 | 210 | 5-5-0 | | 282 | 290 | 264 | .43764 | 267 | 24 | 24 |
| DIV. I NON-CONF. | | 2-4-1 | .35714 | 242 | 0-0-0 | | 298 | 294 | 294 | .39623 | 294 | 24 | 24 |
| TOTALS | | RPI 1-25 | RPI 26-50 | | W-L RECORDS | | RPI 51-100 | | RPI 101-150 | | RPI 150+ | | |
| 7-9-1 | | 0-0-0 | 0-0-0 | | OVERALL | | 0-1-0 | | 0-0-0 | | 7-8-1 | | |
| 5-2-1 | | 0-0-0 | 0-0-0 | | HOME | | 0-1-0 | | 0-0-0 | | 5-1-1 | | |
| 2-7-0 | | 0-0-0 | 0-0-0 | | AWAY | | 0-0-0 | | 0-0-0 | | 2-7-0 | | |
| 0-0-0 | | 0-0-0 | 0-0-0 | | NEUTRAL | | 0-0-0 | | 0-0-0 | | 0-0-0 | | |
| 2-4-1 | | 0-0-0 | 0-0-0 | | NON-CONFERENCE | | 0-0-0 | | 0-0-0 | | 2-4-1 | | |
| 2-1-1 | | 0-0-0 | 0-0-0 | | HOME | | 0-0-0 | | 0-0-0 | | 2-1-1 | | |
| 0-3-0 | | 0-0-0 | 0-0- | | AWAY | | 0-0-0 | | 0-0-0 | | 0-3-0 | | |
| 0-0-0 | | 0-0-0 | 0-0-0 | | NEUTRAL | | 0-0-0 | | 0-0-0 | | 0-0-0 | | |
| 5-5-0 | | 0-0-0 | 0-0-0 | | CONFERENCE | | 0-1-0 | | 0-0-0 | | 5-4-0 | | |
| 3-1-0 | | 0-0-0 | 0-0-0 | | HOME | | 0-1-0 | | 0-0-0 | | 3-0-0 | | |
| 2-4-0 | | 0-0-0 | 0-0-0 | | AWAY | | 0-0-0 | | 0-0-0 | | 2-4-0 | | |
| 0-0-0 | | 0-0-0 | 0-0-0 | | NEUTRAL | | 0-0-0 | | 0-0-0 | | 0-0-0 | | |
| RPI | S | Opponent | Score | RPI | S | Opponent | Score | RPI | S | Opponent | Score | | |
| | | | | | | | | | | | | | |
| | | | | | | | | | | | | | |
| | | | | | | | | | | | | | |
| | | | | | | | | | | | | | |
| | | | | | | | | | | | | | |
| | | | | | | | | | | | | | |
| | | | | | | | | | | | | | |
| | | | | | | | | | | | | | |
| | | | | | | | | | | | | | |
| | | | | | | | | | | | | | |
| | | | | | | | | | | | | | |
| | | | | | | | | | | | | | |
| | | | | | | | | | | | | | |
| | | | | | | | | | | | | | |
| | | | | | | | | | | | | | |
| | | | | | | | | | | | | | |
| | | | | | | | | | | | | | |
| | | | | | | | | | | | | | |
| | | | | | | | | | | | | | |
| | | | | | | | | | | | | | |
| | | | | | | | | | | | | | |
| | | | | | | | | | | | | | |
| | | | | | | | | | | | | | |
| | | | | | | | | | | | | | |
| | | | | | | | | | | | | | |
| | | | | | | | | | | | | | |
| | | | | | | | | | | | | | |
| | | | | | | | | | | | | | |
| | | | | | | | | | | | | | |
| | | | | | | | | | | | | | |
| | | | | | | | | | | | | | |
| | | | | | | | | | | | | | |
| | | | | | | | | | | | | | |
| | | | | | | | | | | | | | |
| | | | | | | | | | | | | | |
| | | | | | | | | | | | | | |
| | | | | | | | | | | | | | |
| | | | | | | | | | | | | | |
| | | | | | | | | | | | | | |
| | | | | | | | | | | | | | |
| | | | | | | | | | | | | | |
| | | | | | | | | | | | | | |
| | | | | | | | | | | | | | |
| | | | | | | | | | | | | | |
| | | | | | | | | | | | | | |
| | | | | | | | | | | | | | |
| | | | | | | | | | | | | | |
| | | | | | | | | | | | | | |
| | | | | | | | | | | | | | |
| | | | | | | | | | | | | | |
| | | | | | | | | | | | | | |
| | | | | | | | | | | | | | |
| | | | | | | | | | | | | | |
| | | | | | | | | | | | | | |
| | | | | | | | | | | | | | |
| | | | | | | | | | | | | | |
| | | | | | | | | | | | | | |
| | | | | | | | | | | | | | |
| | | | | | | | | | | | | | |
| | | | | | | | | | | | | | |
| | | | | | | | | | | | | | |
| | | | | | | | | | | | | | |
| | | | | | | | | | | | | | |
| | | | | | | | | | | | | | |
| | | | | | | | | | | | | | |
| | | | | | | | | | | | | | |
| | | | | | | | | | | | | | |
| | | | | | | | | | | | | | |
| | | | | | | | | | | | | | |
| | | | | | | | | | | | | | |
| | | | | | | | | | | | | | |
| | | | | | | | | | | | | | |
| | | | | | | | | | | | | | |
| | | | | | | | | | | | | | |
| | | | | | | | | | | | | | |
| | | | | | | | | | | | </ | | |

Non-Div. I Games:

McNeese St.

| | | | | | | | | | | | | |
|------------------------|----------|-----------|-----------|----------------|-------------|--------------------|-------|-------------|--------|------------------|-------|----|
| Average RPI Win: | 266 | WON-LOST | WINNING | LAST 10 | STRENGTH OF | OPP. STRENGTH | TEAM | ADJ | CONF. | ADJ CONF. | | |
| Average RPI Loss: | 201 | RECORD | PCT. RANK | GAMES | SCHEDULE | OF SCHEDULE | RPI | RPI | RPI | RPI | | |
| DIV. I ONLY | | 6-7-2 | .46667 | 197 | 3-4-2 | 306 | 283 | 269 | .43537 | 268 | 30 | 30 |
| DIV. I NON-CONF. | | 3-5-0 | .375 | 234 | 0-2-0 | 254 | 238 | 259 | .43119 | 256 | 29 | 29 |
| <hr/> | | | | | | | | | | | | |
| TOTALS | RPI 1-25 | RPI 26-50 | | W-L RECORDS | | RPI 51-100 | | RPI 101-150 | | RPI 150+ | | |
| 6-7-2 | 0-0-0 | 0-0-0 | | OVERALL | | 0-0-0 | | 0-1-0 | | 6-6-2 | | |
| 3-3-0 | 0-0-0 | 0-0-0 | | HOME | | 0-0-0 | | 0-0-0 | | 3-3-0 | | |
| 3-4-2 | 0-0-0 | 0-0-0 | | AWAY | | 0-0-0 | | 0-1-0 | | 3-3-2 | | |
| 0-0-0 | 0-0-0 | 0-0-0 | | NEUTRAL | | 0-0-0 | | 0-0-0 | | 0-0-0 | | |
| <hr/> | | | | | | | | | | | | |
| 3-5-0 | 0-0-0 | 0-0-0 | | NON-CONFERENCE | | 0-0-0 | | 0-1-0 | | 3-4-0 | | |
| 1-1-0 | 0-0-0 | 0-0-0 | | HOME | | 0-0-0 | | 0-0-0 | | 1-1-0 | | |
| 2-4-0 | 0-0-0 | 0-0- | | AWAY | | 0-0-0 | | 0-1-0 | | 2-3-0 | | |
| 0-0-0 | 0-0-0 | 0-0-0 | | NEUTRAL | | 0-0-0 | | 0-0-0 | | 0-0-0 | | |
| <hr/> | | | | | | | | | | | | |
| 3-2-2 | 0-0-0 | 0-0-0 | | CONFERENCE | | 0-0-0 | | 0-0-0 | | 3-2-2 | | |
| 2-2-0 | 0-0-0 | 0-0-0 | | HOME | | 0-0-0 | | 0-0-0 | | 2-2-0 | | |
| 1-0-2 | 0-0-0 | 0-0-0 | | AWAY | | 0-0-0 | | 0-0-0 | | 1-0-2 | | |
| 0-0-0 | 0-0-0 | 0-0-0 | | NEUTRAL | | 0-0-0 | | 0-0-0 | | 0-0-0 | | |
| <hr/> | | | | | | | | | | | | |
| RPI | S | Opponent | Score | RPI | S | Opponent | Score | RPI | S | Opponent | Score | |
| | | | | | | | | 127 | A | Holy Cross | 0 | 1 |
| | | | | | | | | 153 | H | Iowa St. | 0 | 1 |
| | | | | | | | | 181 | H | Denver | 0 | 1 |
| | | | | | | | | 183 | A | SIUE | 0 | 1 |
| | | | | | | | | 204 | A | Northern Colo. | 2 | 1 |
| | | | | | | | | 223 | A | Air Force | 2 | 1 |
| | | | | | | | | 228 | A | Drake | 0 | 3 |
| | | | | | | | | 229 | A | Maine | 0 | 1 |
| | | | | | | | | 247 | H | South Dakota St. | 1 | 0 |
| | | | | | | | | 261 | A | South Dakota | 2 | 2 |
| | | | | | | | | 290 | H | IUPUI | 1 | 0 |
| | | | | | | | | 301 | A | Omaha | 1 | 1 |
| | | | | | | | | 304 | H | Western Ill. | 1 | 2 |
| | | | | | | | | 308 | A | IPFW | 1 | 0 |
| | | | | | | | | 323 | H | North Dakota | 1 | 0 |
| <hr/> | | | | | | | | | | | | |
| LAST 10 GAMES | | | | | | | | | | | | |
| 181 H Denver | | | | 0 | 1 | 290 H IUPUI | | | | 1 | 0 | |
| 308 A IPFW | | | | 1 | 0 | 304 H Western Ill. | | | | 1 | 2 | |
| 247 H South Dakota St. | | | | 1 | 0 | 228 A Drake | | | | 0 | 3 | |
| 261 A South Dakota | | | | 2 | 2 | 183 A SIUE | | | | 0 | 1 | |
| 301 A Omaha | | | | 1 | 1 | 127 A Holy Cross | | | | 0 | 1 | |

Non-Div. I Games: Presentation 8 0

North Dakota St.

| Average RPI Win: 262 | | WON-LOST | WINNING | LAST 10 | STRENGTH OF | | OPP. STRENGTH | TEAM | ADJ | | CONF. | ADJ CONF. | |
|-----------------------|----------|----------|-----------|----------------|--------------|-------|---------------|-------|----------------|--------|----------|-----------|----|
| Average RPI Loss: 159 | | RECORD | PCT. RANK | GAMES | SCHEDULE | | OF SCHEDULE | RPI | RPI | | RPI | RPI | |
| DIV. I ONLY | | 5-11-1 | .32353 | 266 | 4-5-1 | | 203 | 234 | 268 | .43533 | 269 | 19 | 19 |
| DIV. I NON-CONF. | | 2-8-0 | .2 | 293 | 1-2-0 | | 204 | 232 | 286 | .40305 | 289 | 19 | 19 |
| TOTALS | | RPI 1-25 | RPI 26-50 | | W-L RECORDS | | RPI 51-100 | | RPI 101-150 | | RPI 150+ | | |
| 5-11-1 | 0-0-0 | 0-1-0 | | OVERALL | | 0-3-0 | | 0-2-0 | | 5-5-1 | | | |
| 3-6-0 | 0-0-0 | 0-1-0 | | HOME | | 0-1-0 | | 0-2-0 | | 3-2-0 | | | |
| 2-4-1 | 0-0-0 | 0-0-0 | | AWAY | | 0-1-0 | | 0-0-0 | | 2-3-1 | | | |
| 0-1-0 | 0-0-0 | 0-0-0 | | NEUTRAL | | 0-1-0 | | 0-0-0 | | 0-0-0 | | | |
| 2-8-0 | 0-0-0 | 0-0-0 | | NON-CONFERENCE | | 0-3-0 | | 0-1-0 | | 2-4-0 | | | |
| 1-4-0 | 0-0-0 | 0-0-0 | | HOME | | 0-1-0 | | 0-1-0 | | 1-2-0 | | | |
| 1-3-0 | 0-0-0 | 0-0- | | AWAY | | 0-1-0 | | 0-0-0 | | 1-2-0 | | | |
| 0-1-0 | 0-0-0 | 0-0-0 | | NEUTRAL | | 0-1-0 | | 0-0-0 | | 0-0-0 | | | |
| 3-3-1 | 0-0-0 | 0-1-0 | | CONFERENCE | | 0-0-0 | | 0-1-0 | | 3-1-1 | | | |
| 2-2-0 | 0-0-0 | 0-1-0 | | HOME | | 0-0-0 | | 0-1-0 | | 2-0-0 | | | |
| 1-1-1 | 0-0-0 | 0-0-0 | | AWAY | | 0-0-0 | | 0-0-0 | | 1-1-1 | | | |
| 0-0-0 | 0-0-0 | 0-0-0 | | NEUTRAL | | 0-0-0 | | 0-0-0 | | 0-0-0 | | | |
| RPI S | Opponent | Score | | RPI S | Opponent | Score | | RPI S | Opponent | Score | | | |
| | | | | 37 H | FGCU | 0 3 | | 53 H | Boston College | 0 5 | | | |
| | | | | | | | | 81 A | South Ala. | 0 1 | | | |
| | | | | | | | | 92 N | Troy | 0 1 | | | |
| | | | | | | | | 141 H | Jacksonville | 0 3 | | | |
| | | | | | | | | 145 H | High Point | 3 4 | | | |
| | | | | | | | | 160 H | FIU | 0 3 | | | |
| | | | | | | | | 164 A | Lipscomb | 0 0 | | | |
| | | | | | | | | 174 H | Kennesaw St. | 1 0 | | | |
| | | | | | | | | 193 A | Georgia St. | 0 1 | | | |
| | | | | | | | | 246 H | Lafayette | 0 1 | | | |
| | | | | | | | | 248 H | Davidson | 2 1 | | | |
| | | | | | | | | 266 A | Northern Ky. | 2 1 | | | |
| | | | | | | | | 280 A | Stetson | 1 2 | | | |
| | | | | | | | | 303 A | Citadel | 2 1 | | | |
| | | | | | | | | 319 H | USC Upstate | 2 0 | | | |
| | | | | | | | | 320 A | Charleston So. | 0 1 | | | |
| LAST 10 GAMES | | | | | | | | | | | | | |
| | | | | 141 H | Jacksonville | 0 3 | | 164 A | Lipscomb | 0 0 | | | |
| | | | | 280 A | Stetson | 1 2 | | 248 H | Davidson | 2 1 | | | |
| | | | | 174 H | Kennesaw St. | 1 0 | | 37 H | FGCU | 0 3 | | | |
| | | | | 319 H | USC Upstate | 2 0 | | 92 N | Troy | 0 1 | | | |
| | | | | 266 A | Northern Ky. | 2 1 | | 81 A | South Ala. | 0 1 | | | |

Non-Div. I Games:

North Florida

| Average RPI Win: | 283 | WON-LOST RECORD | WINNING PCT. RANK | LAST 10 GAMES | STRENGTH OF SCHEDULE | OPP. STRENGTH OF SCHEDULE | TEAM RPI | ADJ RPI | CONF. RPI | ADJ CONF. RPI | | | |
|------------------|-------------------|-----------------|-------------------|----------------|----------------------|---------------------------|-------------------|-------------|-----------|---------------|--------------------|---------------|---|
| DIV. I ONLY | | 8-8-0 | .5 | 157 | 4-4-0 | 313 | 285 | 270 | .43514 | 270 | 24 | 24 | |
| DIV. I NON-CONF. | | 4-3-0 | .57143 | 129 | 0-0-0 | 310 | 302 | 246 | .44396 | 246 | 24 | 24 | |
| <hr/> | | | | | | | | | | | | | |
| TOTALS | RPI 1-25 | RPI 26-50 | | W-L RECORDS | | RPI 51-100 | | RPI 101-150 | | RPI 150+ | | | |
| 8-8-0 | 0-0-0 | 0-0-0 | | OVERALL | | 0-2-0 | | 0-1-0 | | 8-5-0 | | | |
| 3-3-0 | 0-0-0 | 0-0-0 | | HOME | | 0-1-0 | | 0-0-0 | | 3-2-0 | | | |
| 4-5-0 | 0-0-0 | 0-0-0 | | AWAY | | 0-1-0 | | 0-1-0 | | 4-3-0 | | | |
| 1-0-0 | 0-0-0 | 0-0-0 | | NEUTRAL | | 0-0-0 | | 0-0-0 | | 1-0-0 | | | |
| <hr/> | | | | | | | | | | | | | |
| 4-3-0 | 0-0-0 | 0-0-0 | | NON-CONFERENCE | | 0-1-0 | | 0-1-0 | | 4-1-0 | | | |
| 1-0-0 | 0-0-0 | 0-0-0 | | HOME | | 0-0-0 | | 0-0-0 | | 1-0-0 | | | |
| 2-3-0 | 0-0-0 | 0-0- | | AWAY | | 0-1-0 | | 0-1-0 | | 2-1-0 | | | |
| 1-0-0 | 0-0-0 | 0-0-0 | | NEUTRAL | | 0-0-0 | | 0-0-0 | | 1-0-0 | | | |
| <hr/> | | | | | | | | | | | | | |
| 4-5-0 | 0-0-0 | 0-0-0 | | CONFERENCE | | 0-1-0 | | 0-0-0 | | 4-4-0 | | | |
| 2-3-0 | 0-0-0 | 0-0-0 | | HOME | | 0-1-0 | | 0-0-0 | | 2-2-0 | | | |
| 2-2-0 | 0-0-0 | 0-0-0 | | AWAY | | 0-0-0 | | 0-0-0 | | 2-2-0 | | | |
| 0-0-0 | 0-0-0 | 0-0-0 | | NEUTRAL | | 0-0-0 | | 0-0-0 | | 0-0-0 | | | |
| <hr/> | | | | | | | | | | | | | |
| RPI S | Opponent | Score | RPI S | Opponent | Score | RPI S | Opponent | Score | RPI S | Opponent | Score | | |
| | | | | | | 71 H | Stephen F. Austin | 1 | 3 | 118 A | LSU | 0 | 3 |
| | | | | | | 81 A | South Ala. | 0 | 3 | 203 A | UALR | 1 | 3 |
| | | | | | | | | | | 208 A | Abilene Christian | 0 | 3 |
| | | | | | | | | | | 216 H | Houston Baptist | 0 | 1 |
| | | | | | | | | | | 238 H | La.-Monroe | 4 | 3 |
| | | | | | | | | | | 256 A | Southern Miss. | 2 | 1 |
| | | | | | | | | | | 258 A | Lamar | 2 | 0 |
| | | | | | | | | | | 264 H | Central Ark. | 2 | 0 |
| | | | | | | | | | | 267 A | McNeese St. | 2 | 3 |
| | | | | | | | | | | 271 H | A&M-Corpus Christi | 1 | 0 |
| | | | | | | | | | | 288 H | Northwestern St. | 1 | 2 |
| | | | | | | | | | | 313 A | Incarnate Word | 3 | 1 |
| | | | | | | | | | | 330 N | Ark.-Pine Bluff | 8 | 0 |
| | | | | | | | | | | 332 A | Alcorn | 4 | 0 |
| | | | | | | | | | | | | LAST 10 GAMES | |
| 264 H | Central Ark. | 2 | 0 | 313 A | Incarnate Word | | | | | | | 3 | 1 |
| 216 H | Houston Baptist | 0 | 1 | 208 A | Abilene Christian | | | | | | | 0 | 3 |
| 71 H | Stephen F. Austin | 1 | 3 | 271 H | A&M-Corpus Christi | | | | | | | 1 | 0 |
| 288 H | Northwestern St. | 1 | 2 | 267 A | McNeese St. | | | | | | | 2 | 3 |
| 258 A | Lamar | 2 | 0 | 332 A | Alcorn | | | | | | | 4 | 0 |

Non-Div. I Games:

Nicholls St.

| Average RPI Win: | | 261 | WON-LOST RECORD | | WINNING PCT. RANK | | LAST 10 GAMES | | STRENGTH OF SCHEDULE | | OPP. STRENGTH OF SCHEDULE | | TEAM RPI | | ADJ RPI | | CONF. RPI | | ADJ CONF. RPI | | |
|-------------------|---|----------|-----------------|-----------|-------------------|-------|----------------|-------------------|----------------------|------------|---------------------------|-----|-------------|------------------|---------|----------|-----------|-------------------|---------------|---|---|
| Average RPI Loss: | | 180 | | | | | | | | | | | | | | | | | | | |
| DIV. I ONLY | | | 4-7-3 | .39286 | 240 | 3-5-2 | | | 289 | | 212 | | 271 | | .43231 | 271 | 24 | | 24 | | |
| DIV. I NON-CONF. | | | 1-2-2 | .4 | 220 | 0-0-1 | | | 262 | | 106 | | 245 | | .4447 | 244 | 24 | | 24 | | |
| TOTALS | | RPI 1-25 | | RPI 26-50 | | | W-L RECORDS | | | RPI 51-100 | | | RPI 101-150 | | | RPI 150+ | | | | | |
| 4-7-3 | | 0-0-0 | | 0-1-0 | | | OVERALL | | | 0-0-0 | | | 0-1-0 | | | 4-5-3 | | | | | |
| 3-3-1 | | 0-0-0 | | 0-1-0 | | | HOME | | | 0-0-0 | | | 0-0-0 | | | 3-2-1 | | | | | |
| 1-4-2 | | 0-0-0 | | 0-0-0 | | | AWAY | | | 0-0-0 | | | 0-1-0 | | | 1-3-2 | | | | | |
| 0-0-0 | | 0-0-0 | | 0-0-0 | | | NEUTRAL | | | 0-0-0 | | | 0-0-0 | | | 0-0-0 | | | | | |
| 1-2-2 | | 0-0-0 | | 0-1-0 | | | NON-CONFERENCE | | | 0-0-0 | | | 0-1-0 | | | 1-0-2 | | | | | |
| 0-1-1 | | 0-0-0 | | 0-1-0 | | | HOME | | | 0-0-0 | | | 0-0-0 | | | 0-0-1 | | | | | |
| 1-1-1 | | 0-0-0 | | 0-0- | | | AWAY | | | 0-0-0 | | | 0-1-0 | | | 1-0-1 | | | | | |
| 0-0-0 | | 0-0-0 | | 0-0-0 | | | NEUTRAL | | | 0-0-0 | | | 0-0-0 | | | 0-0-0 | | | | | |
| 3-5-1 | | 0-0-0 | | 0-0-0 | | | CONFERENCE | | | 0-0-0 | | | 0-0-0 | | | 3-5-1 | | | | | |
| 3-2-0 | | 0-0-0 | | 0-0-0 | | | HOME | | | 0-0-0 | | | 0-0-0 | | | 3-2-0 | | | | | |
| 0-3-1 | | 0-0-0 | | 0-0-0 | | | AWAY | | | 0-0-0 | | | 0-0-0 | | | 0-3-1 | | | | | |
| 0-0-0 | | 0-0-0 | | 0-0-0 | | | NEUTRAL | | | 0-0-0 | | | 0-0-0 | | | 0-0-0 | | | | | |
| RPI | S | Opponent | | Score | | RPI | S | Opponent | | Score | | RPI | S | Opponent | | Score | | | | | |
| | | | | | | 30 | H | Texas | | 0 | 6 | | | | | 114 | A | Texas St. | | 0 | 2 |
| | | | | | | | | | | | | | | | | 175 | H | Sam Houston St. | | 1 | 2 |
| | | | | | | | | | | | | | | | | 186 | A | Southeastern La. | | 1 | 3 |
| | | | | | | | | | | | | | | | | 199 | H | UTSA | | 0 | 0 |
| | | | | | | | | | | | | | | | | 208 | H | Abilene Christian | | 2 | 1 |
| | | | | | | | | | | | | | | | | 216 | H | Houston Baptist | | 1 | 2 |
| | | | | | | | | | | | | | | | | 222 | A | Houston | | 0 | 0 |
| | | | | | | | | | | | | | | | | 258 | H | Lamar | | 4 | 0 |
| | | | | | | | | | | | | | | | | 264 | H | Central Ark. | | 2 | 0 |
| | | | | | | | | | | | | | | | | 267 | A | McNeese St. | | 0 | 1 |
| | | | | | | | | | | | | | | | | 270 | A | Nicholls St. | | 0 | 1 |
| | | | | | | | | | | | | | | | | 313 | A | Incarnate Word | | 1 | 1 |
| | | | | | | | | | | | | | | | | 315 | A | Texas Southern | | 3 | 0 |
| LAST 10 GAMES | | | | | | | | | | | | | | | | | | | | | |
| | | | | | | 216 | H | Houston Baptist | | 1 | 2 | 267 | A | McNeese St. | | 0 | 1 | | | | |
| | | | | | | 175 | H | Sam Houston St. | | 1 | 2 | 264 | H | Central Ark. | | 2 | 0 | | | | |
| | | | | | | 208 | H | Abilene Christian | | 2 | 1 | 270 | A | Nicholls St. | | 0 | 1 | | | | |
| | | | | | | 258 | H | Lamar | | 4 | 0 | 186 | A | Southeastern La. | | 1 | 3 | | | | |
| | | | | | | 313 | A | Incarnate Word | | 1 | 1 | 199 | H | UTSA | | 0 | 0 | | | | |

Non-Div. I Games:

A&M-Corpus Christi

| Average RPI Win: | 235 | WON-LOST | WINNING | LAST 10 | STRENGTH OF | OPP. STRENGTH | TEAM | ADJ | CONF. | ADJ CONF. | |
|-------------------|----------|-----------|---------------|----------------|-------------|---------------|--------------------|--------|----------|-----------|-------|
| Average RPI Loss: | 148 | RECORD | PCT. RANK | GAMES | SCHEDULE | OF SCHEDULE | RPI | RPI | RPI | RPI | |
| DIV. I ONLY | 4-14-0 | .22222 | 298 | 2-8-0 | 144 | 193 | 275 | .42807 | 272 | 17 | 17 |
| DIV. I NON-CONF. | 2-6-0 | .25 | 279 | 0-0-0 | 112 | 203 | 242 | .44649 | 242 | 15 | 15 |
| <hr/> | | | | | | | | | | | |
| TOTALS | RPI 1-25 | RPI 26-50 | | W-L RECORDS | RPI 51-100 | | RPI 101-150 | | RPI 150+ | | |
| 4-14-0 | 0-0-0 | 0-1-0 | | OVERALL | 0-3-0 | | 0-4-0 | | 4-6-0 | | |
| 4-6-0 | 0-0-0 | 0-1-0 | | HOME | 0-2-0 | | 0-2-0 | | 4-1-0 | | |
| 0-7-0 | 0-0-0 | 0-0-0 | | AWAY | 0-1-0 | | 0-2-0 | | 0-4-0 | | |
| 0-1-0 | 0-0-0 | 0-0-0 | | NEUTRAL | 0-0-0 | | 0-0-0 | | 0-1-0 | | |
| <hr/> | | | | | | | | | | | |
| 2-6-0 | 0-0-0 | 0-0-0 | | NON-CONFERENCE | 0-2-0 | | 0-2-0 | | 2-2-0 | | |
| 2-3-0 | 0-0-0 | 0-0-0 | | HOME | 0-1-0 | | 0-1-0 | | 2-1-0 | | |
| 0-2-0 | 0-0-0 | 0-0- | | AWAY | 0-1-0 | | 0-1-0 | | 0-0-0 | | |
| 0-1-0 | 0-0-0 | 0-0-0 | | NEUTRAL | 0-0-0 | | 0-0-0 | | 0-1-0 | | |
| <hr/> | | | | | | | | | | | |
| 2-8-0 | 0-0-0 | 0-1-0 | | CONFERENCE | 0-1-0 | | 0-2-0 | | 2-4-0 | | |
| 2-3-0 | 0-0-0 | 0-1-0 | | HOME | 0-1-0 | | 0-1-0 | | 2-0-0 | | |
| 0-5-0 | 0-0-0 | 0-0-0 | | AWAY | 0-0-0 | | 0-1-0 | | 0-4-0 | | |
| 0-0-0 | 0-0-0 | 0-0-0 | | NEUTRAL | 0-0-0 | | 0-0-0 | | 0-0-0 | | |
| <hr/> | | | | | | | | | | | |
| RPI S | Opponent | Score | RPI S | Opponent | Score | RPI S | Opponent | Score | RPI S | Opponent | Score |
| | | | 45 H | San Diego St. | 0 1 | 51 A | Colorado | 0 2 | 107 A | Montana | 0 2 |
| | | | 68 H | Iowa | 0 4 | 125 H | Portland St. | 0 3 | | | |
| | | | 94 H | Colorado Col. | 2 3 | 136 A | Utah St. | 0 1 | | | |
| | | | | | | 137 H | UNLV | 0 1 | | | |
| | | | | | | 172 A | Boise St. | 1 4 | | | |
| | | | | | | 187 A | New Mexico | 0 1 | | | |
| | | | | | | 202 H | SMU | 0 1 | | | |
| | | | | | | 204 H | Northern Colo. | 1 0 | | | |
| | | | | | | 218 A | San Jose St. | 0 3 | | | |
| | | | | | | 223 H | Air Force | 1 0 | | | |
| | | | | | | 252 N | Eastern Wash. | 0 2 | | | |
| | | | | | | 254 H | Col. of Charleston | 1 0 | | | |
| | | | | | | 260 H | Nevada | 1 0 | | | |
| | | | | | | 279 A | Fresno St. | 2 4 | | | |
| | | | <hr/> | | | | | | | | |
| | | | LAST 10 GAMES | | | | | | | | |
| | | | 45 H | San Diego St. | 0 1 | 223 H | Air Force | 1 0 | | | |
| | | | 187 A | New Mexico | 0 1 | 136 A | Utah St. | 0 1 | | | |
| | | | 279 A | Fresno St. | 2 4 | 172 A | Boise St. | 1 4 | | | |
| | | | 218 A | San Jose St. | 0 3 | 260 H | Nevada | 1 0 | | | |
| | | | 94 H | Colorado Col. | 2 3 | 137 H | UNLV | 0 1 | | | |

Non-Div. I Games:

Colorado St.

U
N
I

Tie, Loss, Non-Conf,S Site, H Home, A Away, N Neutral Page 273

| Average RPI Win: 248 | | WON-LOST | WINNING | LAST 10 | STRENGTH OF | | OPP. STRENGTH | TEAM | ADJ | | CONF. | ADJ CONF. | |
|-----------------------|----------|----------|-----------|----------------|-------------|-------|---------------|-------|--------------|--------|----------|-----------|----|
| Average RPI Loss: 164 | | RECORD | PCT. RANK | GAMES | SCHEDULE | | OF SCHEDULE | RPI | RPI | | RPI | RPI | |
| DIV. I ONLY | | 4-12-1 | .26471 | 285 | 1-8-1 | | 165 | 255 | 272 | .42742 | 274 | 18 | 18 |
| DIV. I NON-CONF. | | 3-9-0 | .25 | 279 | 0-5-0 | | 136 | 269 | 254 | .43257 | 254 | 18 | 18 |
| TOTALS | | RPI 1-25 | RPI 26-50 | | W-L RECORDS | | RPI 51-100 | | RPI 101-150 | | RPI 150+ | | |
| 4-12-1 | 0-1-0 | 0-1-0 | | OVERALL | | 0-2-0 | | 0-2-0 | | 4-6-1 | | | |
| 1-4-1 | 0-0-0 | 0-1-0 | | HOME | | 0-1-0 | | 0-1-0 | | 1-1-1 | | | |
| 1-8-0 | 0-1-0 | 0-0-0 | | AWAY | | 0-1-0 | | 0-1-0 | | 1-5-0 | | | |
| 2-0-0 | 0-0-0 | 0-0-0 | | NEUTRAL | | 0-0-0 | | 0-0-0 | | 2-0-0 | | | |
| 3-9-0 | 0-1-0 | 0-1-0 | | NON-CONFERENCE | | 0-1-0 | | 0-2-0 | | 3-4-0 | | | |
| 1-3-0 | 0-0-0 | 0-1-0 | | HOME | | 0-0-0 | | 0-1-0 | | 1-1-0 | | | |
| 0-6-0 | 0-1-0 | 0-0- | | AWAY | | 0-1-0 | | 0-1-0 | | 0-3-0 | | | |
| 2-0-0 | 0-0-0 | 0-0-0 | | NEUTRAL | | 0-0-0 | | 0-0-0 | | 2-0-0 | | | |
| 1-3-1 | 0-0-0 | 0-0-0 | | CONFERENCE | | 0-1-0 | | 0-0-0 | | 1-2-1 | | | |
| 0-1-1 | 0-0-0 | 0-0-0 | | HOME | | 0-1-0 | | 0-0-0 | | 0-0-1 | | | |
| 1-2-0 | 0-0-0 | 0-0-0 | | AWAY | | 0-0-0 | | 0-0-0 | | 1-2-0 | | | |
| 0-0-0 | 0-0-0 | 0-0-0 | | NEUTRAL | | 0-0-0 | | 0-0-0 | | 0-0-0 | | | |
| RPI S | Opponent | Score | | RPI S | Opponent | Score | | RPI S | Opponent | Score | | | |
| 24 A | DePaul | 0 4 | | 40 H | Arizona St. | 1 3 | | 55 H | Illinois St. | 1 2 | | | |
| | | | | | | | | 85 A | Marquette | 0 3 | | | |
| | | | | | | | | | | | | | |
| | | | | | | | | | | | | | |
| | | | | | | | | | | | | | |
| | | | | | | | | | | | | | |
| | | | | | | | | | | | | | |
| | | | | | | | | | | | | | |
| | | | | | | | | | | | | | |
| | | | | | | | | | | | | | |
| | | | | | | | | | | | | | |
| | | | | | | | | | | | | | |
| | | | | | | | | | | | | | |
| | | | | | | | | | | | | | |
| | | | | | | | | | | | | | |
| | | | | | | | | | | | | | |
| | | | | | | | | | | | | | |
| | | | | | | | | | | | | | |
| | | | | | | | | | | | | | |
| | | | | | | | | | | | | | |
| | | | | | | | | | | | | | |
| | | | | | | | | | | | | | |
| | | | | | | | | | | | | | |
| | | | | | | | | | | | | | |
| | | | | | | | | | | | | | |
| | | | | | | | | | | | | | |
| | | | | | | | | | | | | | |
| | | | | | | | | | | | | | |
| | | | | | | | | | | | | | |
| | | | | | | | | | | | | | |
| | | | | | | | | | | | | | |
| | | | | | | | | | | | | | |
| | | | | | | | | | | | | | |
| | | | | | | | | | | | | | |
| | | | | | | | | | | | | | |
| | | | | | | | | | | | | | |
| | | | | | | | | | | | | | |
| | | | | | | | | | | | | | |
| | | | | | | | | | | | | | |
| | | | | | | | | | | | | | |
| | | | | | | | | | | | | | |
| | | | | | | | | | | | | | |
| | | | | | | | | | | | | | |
| | | | | | | | | | | | | | |
| | | | | | | | | | | | | | |
| | | | | | | | | | | | | | |
| | | | | | | | | | | | | | |
| | | | | | | | | | | | | | |
| | | | | | | | | | | | | | |
| | | | | | | | | | | | | | |
| | | | | | | | | | | | | | |
| | | | | | | | | | | | | | |
| | | | | | | | | | | | | | |
| | | | | | | | | | | | | | |
| | | | | | | | | | | | | | |
| | | | | | | | | | | | | | |
| | | | | | | | | | | | | | |
| | | | | | | | | | | | | | |
| | | | | | | | | | | | | | |
| | | | | | | | | | | | | | |
| | | | | | | | | | | | | | |
| | | | | | | | | | | | | | |
| | | | | | | | | | | | | | |
| | | | | | | | | | | | | | |
| | | | | | | | | | | | | | |
| | | | | | | | | | | | | | |
| | | | | | | | | | | | | | |
| | | | | | | | | | | | | | |
| | | | | | | | | | | | | | |
| | | | | | | | | | | | | | |
| | | | | | | | | | | | | | |
| | | | | | | | | | | | | | |
| | | | | | | | | | | | | | |

| | | | | | | | | | | | | |
|-------------------|----------|-----------|---------------------|----------------|-------------|---------------|----------|-------------|--------|-----------------|-------|----|
| Average RPI Win: | 263 | WON-LOST | WINNING | LAST 10 | STRENGTH OF | OPP. STRENGTH | TEAM | ADJ | CONF. | ADJ CONF. | | |
| Average RPI Loss: | 221 | RECORD | PCT. RANK | GAMES | SCHEDULE | OF SCHEDULE | RPI | RPI | RPI | RPI | | |
| DIV. I ONLY | | 5-7-2 | .42857 | 222 | 3-5-1 | 304 | 263 | 277 | .42734 | 275 | 27 | 27 |
| DIV. I NON-CONF. | | 2-4-1 | .35714 | 242 | 0-2-0 | 326 | 188 | 315 | .36706 | 313 | 27 | 27 |
| <hr/> | | | | | | | | | | | | |
| TOTALS | RPI 1-25 | RPI 26-50 | | W-L RECORDS | | RPI 51-100 | | RPI 101-150 | | RPI 150+ | | |
| 5-7-2 | 0-0-0 | 0-0-0 | | OVERALL | | 0-0-0 | | 0-1-1 | | 5-6-1 | | |
| 4-0-2 | 0-0-0 | 0-0-0 | | HOME | | 0-0-0 | | 0-0-1 | | 4-0-1 | | |
| 1-6-0 | 0-0-0 | 0-0-0 | | AWAY | | 0-0-0 | | 0-1-0 | | 1-5-0 | | |
| 0-1-0 | 0-0-0 | 0-0-0 | | NEUTRAL | | 0-0-0 | | 0-0-0 | | 0-1-0 | | |
| <hr/> | | | | | | | | | | | | |
| 2-4-1 | 0-0-0 | 0-0-0 | | NON-CONFERENCE | | 0-0-0 | | 0-0-1 | | 2-4-0 | | |
| 1-0-1 | 0-0-0 | 0-0-0 | | HOME | | 0-0-0 | | 0-0-1 | | 1-0-0 | | |
| 1-3-0 | 0-0-0 | 0-0- | | AWAY | | 0-0-0 | | 0-0-0 | | 1-3-0 | | |
| 0-1-0 | 0-0-0 | 0-0-0 | | NEUTRAL | | 0-0-0 | | 0-0-0 | | 0-1-0 | | |
| <hr/> | | | | | | | | | | | | |
| 3-3-1 | 0-0-0 | 0-0-0 | | CONFERENCE | | 0-0-0 | | 0-1-0 | | 3-2-1 | | |
| 3-0-1 | 0-0-0 | 0-0-0 | | HOME | | 0-0-0 | | 0-0-0 | | 3-0-1 | | |
| 0-3-0 | 0-0-0 | 0-0-0 | | AWAY | | 0-0-0 | | 0-1-0 | | 0-2-0 | | |
| 0-0-0 | 0-0-0 | 0-0-0 | | NEUTRAL | | 0-0-0 | | 0-0-0 | | 0-0-0 | | |
| <hr/> | | | | | | | | | | | | |
| RPI S | Opponent | Score | RPI S | Opponent | Score | RPI S | Opponent | Score | RPI S | Opponent | Score | |
| | | | | | | | | | 134 | A Valparaiso | 0 | 1 |
| | | | | | | | | | 138 | H Purdue | 1 | 1 |
| | | | | | | | | | 200 | N New Hampshire | 0 | 1 |
| | | | | | | | | | 214 | H Milwaukee | 3 | 2 |
| | | | | | | | | | 217 | A Duquesne | 0 | 3 |
| | | | | | | | | | 230 | A Detroit | 0 | 1 |
| | | | | | | | | | 237 | A Green Bay | 0 | 2 |
| | | | | | | | | | 242 | H Cleveland St. | 2 | 1 |
| | | | | | | | | | 245 | A Akron | 0 | 1 |
| | | | | | | | | | 250 | H Oakland | 1 | 0 |
| | | | | | | | | | 251 | H Wright St. | 1 | 1 |
| | | | | | | | | | 285 | A Vermont | 2 | 3 |
| | | | | | | | | | 291 | A Robert Morris | 3 | 1 |
| | | | | | | | | | 317 | H VMI | 2 | 0 |
| | | | | | | | | | <hr/> | | | |
| | | | LAST 10 GAMES | | | | | | | | | |
| | | | 237 A Green Bay | | | 0 | | | 2 | | | |
| | | | 242 H Cleveland St. | | | 2 | | | 1 | | | |
| | | | 134 A Valparaiso | | | 0 | | | 1 | | | |
| | | | 230 A Detroit | | | 0 | | | 1 | | | |
| | | | 250 H Oakland | | | 1 | | | 0 | | | |
| | | | 214 H Milwaukee | | | 3 | | | 2 | | | |
| | | | 251 H Wright St. | | | 1 | | | 1 | | | |
| | | | 245 A Akron | | | 0 | | | 1 | | | |
| | | | 217 A Duquesne | | | 0 | | | 3 | | | |
| | | | 138 H Purdue | | | 1 | | | 1 | | | |

| | | | | | | |
|-------------------|--------|---|---|--------|---|---|
| Non-Div. I Games: | Malone | 5 | 0 | Tiffin | 2 | 0 |
|-------------------|--------|---|---|--------|---|---|

Youngstown St.

| Average RPI Win: 262 | | WON-LOST | WINNING | LAST 10 | STRENGTH OF | | OPP. STRENGTH | TEAM | ADJ | | CONF. | ADJ CONF. |
|-----------------------|----------|----------|-----------|----------------|-------------|-------|-----------------|-------|-------------|-----------------|----------|-----------|
| Average RPI Loss: 165 | | RECORD | PCT. RANK | GAMES | SCHEDULE | | OF SCHEDULE | RPI | RPI | | RPI | RPI |
| DIV. I ONLY | | 5-11-1 | .32353 | 266 | 1-6-1 | | 245 | 226 | 276 | .42696 | 276 | 21 |
| DIV. I NON-CONF. | | 3-6-0 | .33333 | 251 | 0-1-0 | | 217 | 230 | 255 | .43125 | 255 | 20 |
| TOTALS | | RPI 1-25 | RPI 26-50 | | W-L RECORDS | | RPI 51-100 | | RPI 101-150 | | RPI 150+ | |
| 5-11-1 | 0-0-0 | 0-1-0 | | OVERALL | | 0-1-0 | | 0-4-0 | | 5-5-1 | | |
| 3-4-1 | 0-0-0 | 0-0-0 | | HOME | | 0-0-0 | | 0-1-0 | | 3-3-1 | | |
| 2-6-0 | 0-0-0 | 0-1-0 | | AWAY | | 0-1-0 | | 0-2-0 | | 2-2-0 | | |
| 0-1-0 | 0-0-0 | 0-0-0 | | NEUTRAL | | 0-0-0 | | 0-1-0 | | 0-0-0 | | |
| 3-6-0 | 0-0-0 | 0-1-0 | | NON-CONFERENCE | | 0-1-0 | | 0-2-0 | | 3-2-0 | | |
| 2-2-0 | 0-0-0 | 0-0-0 | | HOME | | 0-0-0 | | 0-1-0 | | 2-1-0 | | |
| 1-3-0 | 0-0-0 | 0-0- | | AWAY | | 0-1-0 | | 0-0-0 | | 1-1-0 | | |
| 0-1-0 | 0-0-0 | 0-0-0 | | NEUTRAL | | 0-0-0 | | 0-1-0 | | 0-0-0 | | |
| 2-5-1 | 0-0-0 | 0-0-0 | | CONFERENCE | | 0-0-0 | | 0-2-0 | | 2-3-1 | | |
| 1-2-1 | 0-0-0 | 0-0-0 | | HOME | | 0-0-0 | | 0-0-0 | | 1-2-1 | | |
| 1-3-0 | 0-0-0 | 0-0-0 | | AWAY | | 0-0-0 | | 0-2-0 | | 1-1-0 | | |
| 0-0-0 | 0-0-0 | 0-0-0 | | NEUTRAL | | 0-0-0 | | 0-0-0 | | 0-0-0 | | |
| RPI S | Opponent | Score | RPI S | Opponent | Score | RPI S | Opponent | Score | RPI S | Opponent | Score | |
| | | | 29 A | Colgate | 0 2 | 62 A | Northeastern | 0 3 | 121 N | Syracuse | 0 4 | |
| | | | | | | | | | 122 A | Hartford | 1 5 | |
| | | | | | | | | | 127 H | Holy Cross | 0 2 | |
| | | | | | | | | | 143 A | UMBC | 1 3 | |
| | | | | | | | | | 200 H | New Hampshire | 0 2 | |
| | | | | | | | | | 226 H | Siena | 2 0 | |
| | | | | | | | | | 229 H | Maine | 0 1 | |
| | | | | | | | | | 231 H | St. Bonaventure | 1 0 | |
| | | | | | | | | | 233 H | Albany (NY) | 2 2 | |
| | | | | | | | | | 236 A | Binghamton | 0 4 | |
| | | | | | | | | | 241 H | Stony Brook | 3 1 | |
| | | | | | | | | | 246 A | Lafayette | 0 1 | |
| | | | | | | | | | 285 A | Vermont | 1 0 | |
| | | | | | | | | | 300 H | Marist | 1 2 | |
| | | | | | | | | | 325 A | Delaware St. | 2 1 | |
| LAST 10 GAMES | | | | | | | | | | | | |
| | | | 300 H | Marist | 1 2 | 233 H | Albany (NY) | 2 2 | | | | |
| | | | 200 H | New Hampshire | 0 2 | 236 A | Binghamton | 0 4 | | | | |
| | | | 229 H | Maine | 0 1 | 122 A | Hartford | 1 5 | | | | |
| | | | 143 A | UMBC | 1 3 | 241 H | Stony Brook | 3 1 | | | | |
| | | | 285 A | Vermont | 1 0 | 231 H | St. Bonaventure | 1 0 | | | | |

Non-Div. I Games:

UMass Lowell

| | | | | | | | | | | | |
|-------------------|----------|-----------------|-------------------|-------------------------|----------------------|---------------------------|----------|---------------------|-----------|-------------------|-------|
| Average RPI Win: | 271 | WON-LOST RECORD | WINNING PCT. RANK | LAST 10 GAMES | STRENGTH OF SCHEDULE | OPP. STRENGTH OF SCHEDULE | TEAM RPI | ADJ RPI | CONF. RPI | ADJ CONF. RPI | |
| Average RPI Loss: | 149 | | | | | | | | | | |
| DIV. I ONLY | | 4-13-1 | .25 291 | 4-6-0 | 138 | 296 | 274 | .42568 277 | 28 | 28 | |
| DIV. I NON-CONF. | | 1-8-1 | .15 308 | 1-1-0 | 149 | 261 | 282 | .40573 284 | 25 | 25 | |
| <hr/> | | | | | | | | | | | |
| TOTALS | RPI 1-25 | | RPI 26-50 | W-L RECORDS | | RPI 51-100 | | RPI 101-150 | | RPI 150+ | |
| 4-13-1 | 0-0-0 | | 0-1-0 | OVERALL | | 0-1-0 | | 0-6-0 | | 4-5-1 | |
| 2-4-1 | 0-0-0 | | 0-0-0 | HOME | | 0-0-0 | | 0-3-0 | | 2-1-1 | |
| 2-9-0 | 0-0-0 | | 0-1-0 | AWAY | | 0-1-0 | | 0-3-0 | | 2-4-0 | |
| 0-0-0 | 0-0-0 | | 0-0-0 | NEUTRAL | | 0-0-0 | | 0-0-0 | | 0-0-0 | |
| 1-8-1 | 0-0-0 | | 0-1-0 | NON-CONFERENCE | | 0-1-0 | | 0-1-0 | | 1-5-1 | |
| 0-2-1 | 0-0-0 | | 0-0-0 | HOME | | 0-0-0 | | 0-1-0 | | 0-1-1 | |
| 1-6-0 | 0-0-0 | | 0-0- | AWAY | | 0-1-0 | | 0-0-0 | | 1-4-0 | |
| 0-0-0 | 0-0-0 | | 0-0-0 | NEUTRAL | | 0-0-0 | | 0-0-0 | | 0-0-0 | |
| 3-5-0 | 0-0-0 | | 0-0-0 | CONFERENCE | | 0-0-0 | | 0-5-0 | | 3-0-0 | |
| 2-2-0 | 0-0-0 | | 0-0-0 | HOME | | 0-0-0 | | 0-2-0 | | 2-0-0 | |
| 1-3-0 | 0-0-0 | | 0-0-0 | AWAY | | 0-0-0 | | 0-3-0 | | 1-0-0 | |
| 0-0-0 | 0-0-0 | | 0-0-0 | NEUTRAL | | 0-0-0 | | 0-0-0 | | 0-0-0 | |
| RPI | S | Opponent | Score | RPI | S | Opponent | Score | RPI | S | Opponent | Score |
| | | | | 37 | A | FGCU | 0 3 | | | | |
| | | | | | | | | 102 | A | Utah Valley | 1 2 |
| | | | | | | | | 102 | H | Utah Valley | 1 2 |
| | | | | | | | | 124 | A | Seattle | 1 5 |
| | | | | | | | | 124 | H | Seattle | 3 6 |
| | | | | | | | | 139 | A | UMKC | 0 4 |
| | | | | | | | | 140 | H | Gonzaga | 1 2 |
| | | | | | | | | 151 | A | UC Riverside | 0 4 |
| | | | | | | | | 152 | A | Fla. Atlantic | 2 1 |
| | | | | | | | | 190 | A | UC Santa Barbara | 0 2 |
| | | | | | | | | 210 | A | Southern Utah | 0 5 |
| | | | | | | | | 252 | H | Eastern Wash. | 0 3 |
| | | | | | | | | 273 | H | UNI | 1 1 |
| | | | | | | | | 284 | A | Sacramento St. | 1 2 |
| | | | | | | | | 295 | H | Tex.-Pan American | 4 2 |
| | | | | | | | | 309 | H | New Mexico St. | 4 2 |
| | | | | | | | | 329 | A | Chicago St. | 3 1 |
| <hr/> | | | | | | | | | | | |
| | | | | LAST 10 GAMES | | | | | | | |
| | | | | 309 H New Mexico St. | | 4 | 2 | 102 A Utah Valley | | 1 | 2 |
| | | | | 295 H Tex.-Pan American | | 4 | 2 | 124 H Seattle | | 3 | 6 |
| | | | | 139 A UMKC | | 0 | 4 | 102 H Utah Valley | | 1 | 2 |
| | | | | 329 A Chicago St. | | 3 | 1 | 37 A FGCU | | 0 | 3 |
| | | | | 124 A Seattle | | 1 | 5 | 152 A Fla. Atlantic | | 2 | 1 |

Non-Div. I Games:

Bakersfield

| Average RPI Win: | 244 | WON-LOST RECORD | WINNING PCT. RANK | LAST 10 GAMES | STRENGTH OF SCHEDULE | OPP. STRENGTH OF SCHEDULE | TEAM RPI | ADJ RPI | CONF. RPI | ADJ CONF. RPI | |
|-------------------|----------|-----------------|-------------------|------------------|----------------------|---------------------------|-------------------|---------|-----------|-------------------|-------|
| Average RPI Loss: | 147 | | | | | | | | | | |
| DIV. I ONLY | 4-12-1 | .26471 | 285 | 3-6-1 | 208 | 196 | 280 | .42514 | 278 | 23 | 23 |
| DIV. I NON-CONF. | 1-7-0 | .125 | 312 | 0-1-0 | 188 | 121 | 288 | .4034 | 287 | 21 | 22 |
| <hr/> | | | | | | | | | | | |
| TOTALS | RPI 1-25 | RPI 26-50 | | W-L RECORDS | RPI 51-100 | | RPI 101-150 | | RPI 150+ | | |
| 4-12-1 | 0-0-0 | 0-1-0 | | OVERALL | 0-2-0 | | 0-3-0 | | 4-6-1 | | |
| 2-6-1 | 0-0-0 | 0-1-0 | | HOME | 0-2-0 | | 0-0-0 | | 2-3-1 | | |
| 2-5-0 | 0-0-0 | 0-0-0 | | AWAY | 0-0-0 | | 0-3-0 | | 2-2-0 | | |
| 0-1-0 | 0-0-0 | 0-0-0 | | NEUTRAL | 0-0-0 | | 0-0-0 | | 0-1-0 | | |
| <hr/> | | | | | | | | | | | |
| 1-7-0 | 0-0-0 | 0-1-0 | | NON-CONFERENCE | 0-2-0 | | 0-2-0 | | 1-2-0 | | |
| 1-4-0 | 0-0-0 | 0-1-0 | | HOME | 0-2-0 | | 0-0-0 | | 1-1-0 | | |
| 0-2-0 | 0-0-0 | 0-0- | | AWAY | 0-0-0 | | 0-2-0 | | 0-0-0 | | |
| 0-1-0 | 0-0-0 | 0-0-0 | | NEUTRAL | 0-0-0 | | 0-0-0 | | 0-1-0 | | |
| <hr/> | | | | | | | | | | | |
| 3-5-1 | 0-0-0 | 0-0-0 | | CONFERENCE | 0-0-0 | | 0-1-0 | | 3-4-1 | | |
| 1-2-1 | 0-0-0 | 0-0-0 | | HOME | 0-0-0 | | 0-0-0 | | 1-2-1 | | |
| 2-3-0 | 0-0-0 | 0-0-0 | | AWAY | 0-0-0 | | 0-1-0 | | 2-2-0 | | |
| 0-0-0 | 0-0-0 | 0-0-0 | | NEUTRAL | 0-0-0 | | 0-0-0 | | 0-0-0 | | |
| <hr/> | | | | | | | | | | | |
| RPI S | Opponent | Score | RPI S | Opponent | Score | RPI S | Opponent | Score | RPI S | Opponent | Score |
| | | | 49 H | Alabama | 0 5 | 52 H | Ole Miss | 0 2 | 110 A | UT Martin | 2 4 |
| | | | | | | 88 H | Samford | 1 3 | 116 A | Evansville | 0 3 |
| | | | | | | | | | 119 A | Middle Tenn. | 0 2 |
| | | | | | | | | | 164 H | Lipscomb | 0 2 |
| | | | | | | | | | 169 A | Southeast Mo. St. | 1 0 |
| | | | | | | | | | 174 N | Kennesaw St. | 0 1 |
| | | | | | | | | | 182 A | Morehead St. | 1 2 |
| | | | | | | | | | 183 A | SIUE | 1 0 |
| | | | | | | | | | 192 H | Jacksonville St. | 0 5 |
| | | | | | | | | | 206 H | Murray St. | 2 3 |
| | | | | | | | | | 296 H | Eastern Ky. | 3 1 |
| | | | | | | | | | 299 H | Tennessee Tech | 0 0 |
| | | | | | | | | | 312 A | Eastern Ill. | 1 3 |
| | | | | | | | | | 327 H | Chattanooga | 5 2 |
| <hr/> | | | | | | | | | | | |
| LAST 10 GAMES | | | | | | | | | | | |
| | | | 110 A | UT Martin | 2 4 | 169 A | Southeast Mo. St. | 1 0 | | | |
| | | | 206 H | Murray St. | 2 3 | 312 A | Eastern Ill. | 1 3 | | | |
| | | | 299 H | Tennessee Tech | 0 0 | 182 A | Morehead St. | 1 2 | | | |
| | | | 192 H | Jacksonville St. | 0 5 | 296 H | Eastern Ky. | 3 1 | | | |
| | | | 183 A | SIUE | 1 0 | 88 H | Samford | 1 3 | | | |

Non-Div. I Games:

Austin Peay

| Average RPI Win: 230 | | WON-LOST | WINNING | LAST 10 | STRENGTH OF | | OPP. STRENGTH | TEAM | ADJ | | CONF. | ADJ CONF. | | | |
|-----------------------|---|----------|-----------|-----------|-------------|----------------|---------------|------------|-----|---------------|-------|-----------|----|-------------------|-------|
| Average RPI Loss: 146 | | RECORD | PCT. RANK | GAMES | SCHEDULE | | OF SCHEDULE | RPI | RPI | | RPI | RPI | | | |
| DIV. I ONLY | | 4-15-0 | .21053 | 308 | 3-7-0 | | 143 | 198 | 278 | .4247 | 279 | 17 | 17 | | |
| DIV. I NON-CONF. | | 1-8-0 | .11111 | 313 | 0-0-0 | | 144 | 240 | 290 | .40106 | 290 | 15 | 15 | | |
| <hr/> | | | | | | | | | | | | | | | |
| TOTALS | | RPI 1-25 | | RPI 26-50 | | W-L RECORDS | | RPI 51-100 | | RPI 101-150 | | RPI 150+ | | | |
| 4-15-0 | | 0-0-0 | | 0-1-0 | | OVERALL | | 0-3-0 | | 1-5-0 | | 3-6-0 | | | |
| 2-7-0 | | 0-0-0 | | 0-1-0 | | HOME | | 0-1-0 | | 0-2-0 | | 2-3-0 | | | |
| 2-8-0 | | 0-0-0 | | 0-0-0 | | AWAY | | 0-2-0 | | 1-3-0 | | 1-3-0 | | | |
| 0-0-0 | | 0-0-0 | | 0-0-0 | | NEUTRAL | | 0-0-0 | | 0-0-0 | | 0-0-0 | | | |
| 1-8-0 | | 0-0-0 | | 0-0-0 | | NON-CONFERENCE | | 0-2-0 | | 0-3-0 | | 1-3-0 | | | |
| 1-3-0 | | 0-0-0 | | 0-0-0 | | HOME | | 0-0-0 | | 0-1-0 | | 1-2-0 | | | |
| 0-5-0 | | 0-0-0 | | 0-0- | | AWAY | | 0-2-0 | | 0-2-0 | | 0-1-0 | | | |
| 0-0-0 | | 0-0-0 | | 0-0-0 | | NEUTRAL | | 0-0-0 | | 0-0-0 | | 0-0-0 | | | |
| 3-7-0 | | 0-0-0 | | 0-1-0 | | CONFERENCE | | 0-1-0 | | 1-2-0 | | 2-3-0 | | | |
| 1-4-0 | | 0-0-0 | | 0-1-0 | | HOME | | 0-1-0 | | 0-1-0 | | 1-1-0 | | | |
| 2-3-0 | | 0-0-0 | | 0-0-0 | | AWAY | | 0-0-0 | | 1-1-0 | | 1-2-0 | | | |
| 0-0-0 | | 0-0-0 | | 0-0-0 | | NEUTRAL | | 0-0-0 | | 0-0-0 | | 0-0-0 | | | |
| RPI | S | Opponent | Score | RPI | S | Opponent | Score | RPI | S | Opponent | Score | RPI | S | Opponent | Score |
| | | | | 45 | H | San Diego St. | 2 4 | 56 | A | Santa Clara | 3 4 | 123 | H | Wyoming | 0 2 |
| | | | | | | | | 68 | A | Iowa | 0 3 | 126 | A | Cal Poly | 1 6 |
| | | | | | | | | 94 | H | Colorado Col. | 1 2 | 133 | A | UC Irvine | 0 3 |
| | | | | | | | | | | | | 136 | A | Utah St. | 1 2 |
| | | | | | | | | | | | | 137 | A | UNLV | 1 0 |
| | | | | | | | | | | | | 140 | H | Gonzaga | 0 3 |
| | | | | | | | | | | | | 172 | A | Boise St. | 1 2 |
| | | | | | | | | | | | | 180 | H | Cal St. Fullerton | 0 3 |
| | | | | | | | | | | | | 187 | H | New Mexico | 1 2 |
| | | | | | | | | | | | | 223 | A | Air Force | 0 4 |
| | | | | | | | | | | | | 228 | A | Drake | 1 2 |
| | | | | | | | | | | | | 252 | H | Eastern Wash. | 2 1 |
| | | | | | | | | | | | | 260 | A | Nevada | 3 2 |
| | | | | | | | | | | | | 272 | H | Colorado St. | 4 2 |
| | | | | | | | | | | | | 284 | H | Sacramento St. | 1 2 |
| <hr/> | | | | | | | | | | | | | | | |
| LAST 10 GAMES | | | | | | | | | | | | | | | |
| | | | | 94 | H | Colorado Col. | 1 2 | 172 | A | Boise St. | 1 2 | | | | |
| | | | | 223 | A | Air Force | 0 4 | 260 | A | Nevada | 3 2 | | | | |
| | | | | 272 | H | Colorado St. | 4 2 | 137 | A | UNLV | 1 0 | | | | |
| | | | | 123 | H | Wyoming | 0 2 | 45 | H | San Diego St. | 2 4 | | | | |
| | | | | 136 | A | Utah St. | 1 2 | 187 | H | New Mexico | 1 2 | | | | |

Non-Div. I Games:

Fresno St.

| Average RPI Win: | | 310 | WON-LOST RECORD | | WINNING PCT. RANK | | LAST 10 GAMES | | STRENGTH OF SCHEDULE | | OPP. STRENGTH OF SCHEDULE | | TEAM RPI | | ADJ RPI | | CONF. RPI | | ADJ CONF. RPI | | | |
|-------------------|---|-------------|-----------------|-----------|-------------------|----------------|---------------|--------------------|----------------------|-------------|---------------------------|----------|----------|----------------|------------|-------|-----------|-----|---------------|--------------------|---|---|
| Average RPI Loss: | | 122 | | | | | | | | | | | | | | | | | | | | |
| DIV. I ONLY | | | 4-11-1 | | .28125 282 | | 4-6-0 | | 229 | | 170 | | 279 | | .4239 280 | | 19 | | 19 | | | |
| DIV. I NON-CONF. | | | 2-6-1 | | .27778 273 | | 2-1-0 | | 227 | | 138 | | 268 | | .42327 270 | | 19 | | 19 | | | |
| TOTALS | | RPI 1-25 | | RPI 26-50 | | W-L RECORDS | | RPI 51-100 | | RPI 101-150 | | RPI 150+ | | | | | | | | | | |
| 4-11-1 | | 0-1-0 | | 0-2-0 | | OVERALL | | 0-1-0 | | 0-2-0 | | 4-5-1 | | | | | | | | | | |
| 3-5-0 | | 0-0-0 | | 0-1-0 | | HOME | | 0-1-0 | | 0-1-0 | | 3-2-0 | | | | | | | | | | |
| 1-6-1 | | 0-1-0 | | 0-1-0 | | AWAY | | 0-0-0 | | 0-1-0 | | 1-3-1 | | | | | | | | | | |
| 0-0-0 | | 0-0-0 | | 0-0-0 | | NEUTRAL | | 0-0-0 | | 0-0-0 | | 0-0-0 | | | | | | | | | | |
| 2-6-1 | | 0-1-0 | | 0-1-0 | | NON-CONFERENCE | | 0-1-0 | | 0-1-0 | | 2-2-1 | | | | | | | | | | |
| 2-3-0 | | 0-0-0 | | 0-1-0 | | HOME | | 0-1-0 | | 0-1-0 | | 2-0-0 | | | | | | | | | | |
| 0-3-1 | | 0-1-0 | | 0-0- | | AWAY | | 0-0-0 | | 0-0-0 | | 0-2-1 | | | | | | | | | | |
| 0-0-0 | | 0-0-0 | | 0-0-0 | | NEUTRAL | | 0-0-0 | | 0-0-0 | | 0-0-0 | | | | | | | | | | |
| 2-5-0 | | 0-0-0 | | 0-1-0 | | CONFERENCE | | 0-0-0 | | 0-1-0 | | 2-3-0 | | | | | | | | | | |
| 1-2-0 | | 0-0-0 | | 0-0-0 | | HOME | | 0-0-0 | | 0-0-0 | | 1-2-0 | | | | | | | | | | |
| 1-3-0 | | 0-0-0 | | 0-1-0 | | AWAY | | 0-0-0 | | 0-1-0 | | 1-1-0 | | | | | | | | | | |
| 0-0-0 | | 0-0-0 | | 0-0-0 | | NEUTRAL | | 0-0-0 | | 0-0-0 | | 0-0-0 | | | | | | | | | | |
| RPI | S | Opponent | | Score | | RPI | S | Opponent | | Score | | RPI | S | Opponent | | Score | | | | | | |
| 7 | A | Florida St. | | 0 | 7 | 37 | A | FGCU | | 0 | 1 | 67 | H | Navy | | 1 | 3 | 117 | H | Bucknell | 0 | 1 |
| | | | | | | 50 | H | Minnesota | | 0 | 10 | | | | | | | 141 | A | Jacksonville | 1 | 2 |
| | | | | | | | | | | | | | | | | | | 152 | A | Fla. Atlantic | 2 | 2 |
| | | | | | | | | | | | | | | | | | | 160 | A | FIU | 0 | 2 |
| | | | | | | | | | | | | | | | | | | 161 | A | Miami (FL) | 0 | 3 |
| | | | | | | | | | | | | | | | | | | 164 | H | Lipscomb | 2 | 4 |
| | | | | | | | | | | | | | | | | | | 174 | A | Kennesaw St. | 1 | 2 |
| | | | | | | | | | | | | | | | | | | 266 | H | Northern Ky. | 3 | 4 |
| | | | | | | | | | | | | | | | | | | 269 | H | North Florida | 2 | 1 |
| | | | | | | | | | | | | | | | | | | 319 | A | USC Upstate | 3 | 2 |
| | | | | | | | | | | | | | | | | | | 320 | H | Charleston So. | 1 | 0 |
| | | | | | | | | | | | | | | | | | | 331 | H | South Carolina St. | 5 | 0 |
| LAST 10 GAMES | | | | | | | | | | | | | | | | | | | | | | |
| | | | | | | 37 | A | FGCU | | 0 | 1 | 319 | A | USC Upstate | | 3 | 2 | | | | | |
| | | | | | | 331 | H | South Carolina St. | | 5 | 0 | 174 | A | Kennesaw St. | | 1 | 2 | | | | | |
| | | | | | | 269 | H | North Florida | | 2 | 1 | 141 | A | Jacksonville | | 1 | 2 | | | | | |
| | | | | | | 266 | H | Northern Ky. | | 3 | 4 | 320 | H | Charleston So. | | 1 | 0 | | | | | |
| | | | | | | 164 | H | Lipscomb | | 2 | 4 | 160 | A | FIU | | 0 | 2 | | | | | |

Non-Div. I Games: Wingate 3 2 Saint Leo 0 2

Stetson

| Average RPI Win: | 272 | WON-LOST RECORD | WINNING PCT. RANK | LAST 10 GAMES | STRENGTH OF SCHEDULE | OPP. STRENGTH OF SCHEDULE | TEAM RPI | ADJ RPI | CONF. RPI | ADJ CONF. RPI | | | | | |
|------------------|----------|-----------------|-------------------|---------------------|----------------------|---------------------------|----------|-------------|-----------|---------------------|-------|----|--|---|---|
| DIV. I ONLY | | 6-9-3 | .41667 | 224 | 3-4-3 | 302 | 299 | 281 | .42269 | 281 | 26 | 26 | | | |
| DIV. I NON-CONF. | | 4-5-0 | .44444 | 196 | 1-0-0 | 289 | 297 | 267 | .42418 | 267 | 26 | 26 | | | |
| <hr/> | | | | | | | | | | | | | | | |
| TOTALS | RPI 1-25 | RPI 26-50 | | W-L RECORDS | | RPI 51-100 | | RPI 101-150 | | RPI 150+ | | | | | |
| 6-9-3 | 0-0-0 | 0-0-0 | | OVERALL | | 0-0-1 | | 0-2-0 | | 6-7-2 | | | | | |
| 3-3-2 | 0-0-0 | 0-0-0 | | HOME | | 0-0-1 | | 0-0-0 | | 3-3-1 | | | | | |
| 3-6-1 | 0-0-0 | 0-0-0 | | AWAY | | 0-0-0 | | 0-2-0 | | 3-4-1 | | | | | |
| 0-0-0 | 0-0-0 | 0-0-0 | | NEUTRAL | | 0-0-0 | | 0-0-0 | | 0-0-0 | | | | | |
| <hr/> | | | | | | | | | | | | | | | |
| 4-5-0 | 0-0-0 | 0-0-0 | | NON-CONFERENCE | | 0-0-0 | | 0-1-0 | | 4-4-0 | | | | | |
| 2-2-0 | 0-0-0 | 0-0-0 | | HOME | | 0-0-0 | | 0-0-0 | | 2-2-0 | | | | | |
| 2-3-0 | 0-0-0 | 0-0- | | AWAY | | 0-0-0 | | 0-1-0 | | 2-2-0 | | | | | |
| 0-0-0 | 0-0-0 | 0-0-0 | | NEUTRAL | | 0-0-0 | | 0-0-0 | | 0-0-0 | | | | | |
| <hr/> | | | | | | | | | | | | | | | |
| 2-4-3 | 0-0-0 | 0-0-0 | | CONFERENCE | | 0-0-1 | | 0-1-0 | | 2-3-2 | | | | | |
| 1-1-2 | 0-0-0 | 0-0-0 | | HOME | | 0-0-1 | | 0-0-0 | | 1-1-1 | | | | | |
| 1-3-1 | 0-0-0 | 0-0-0 | | AWAY | | 0-0-0 | | 0-1-0 | | 1-2-1 | | | | | |
| 0-0-0 | 0-0-0 | 0-0-0 | | NEUTRAL | | 0-0-0 | | 0-0-0 | | 0-0-0 | | | | | |
| <hr/> | | | | | | | | | | | | | | | |
| RPI | S | Opponent | Score | RPI | S | Opponent | Score | RPI | S | Opponent | Score | | | | |
| | | | | 99 H Niagara | | | | 2 | 2 | 113 A Monmouth | 0 | 2 | | | |
| | | | | | | | | | | 122 A Hartford | 1 | 5 | | | |
| | | | | | | | | | | 165 H Rider | 0 | 2 | | | |
| | | | | | | | | | | 212 H Manhattan | 1 | 0 | | | |
| | | | | | | | | | | 220 H Fordham | 0 | 1 | | | |
| | | | | | | | | | | 226 A Siena | 1 | 2 | | | |
| | | | | | | | | | | 233 A Albany (NY) | 4 | 2 | | | |
| | | | | | | | | | | 234 A Wagner | 0 | 1 | | | |
| | | | | | | | | | | 236 A Binghamton | 0 | 5 | | | |
| | | | | | | | | | | 240 H Sacred Heart | 1 | 0 | | | |
| | | | | | | | | | | 289 H Bryant | 1 | 2 | | | |
| | | | | | | | | | | 300 H Marist | 1 | 1 | | | |
| | | | | | | | | | | 305 A LIU Brooklyn | 3 | 0 | | | |
| | | | | | | | | | | 306 A Canisius | 0 | 1 | | | |
| | | | | | | | | | | 311 A Quinnipiac | 1 | 1 | | | |
| | | | | | | | | | | 318 H NJIT | 2 | 1 | | | |
| | | | | | | | | | | 326 A Saint Peter's | 7 | 1 | | | |
| | | | | <hr/> | | | | | | | | | | | |
| | | | | LAST 10 GAMES | | | | | | | | | | | |
| | | | | 113 A Monmouth | | | | 0 | 2 | 165 H Rider | | | | 0 | 2 |
| | | | | 99 H Niagara | | | | 2 | 2 | 212 H Manhattan | | | | 1 | 0 |
| | | | | 326 A Saint Peter's | | | | 7 | 1 | 226 A Siena | | | | 1 | 2 |
| | | | | 306 A Canisius | | | | 0 | 1 | 311 A Quinnipiac | | | | 1 | 1 |
| | | | | 300 H Marist | | | | 1 | 1 | 318 H NJIT | | | | 2 | 1 |

Non-Div. I Games:

Iona

| Average RPI Win: | 306 | WON-LOST RECORD | WINNING PCT. RANK | LAST 10 GAMES | STRENGTH OF SCHEDULE | OPP. STRENGTH OF SCHEDULE | TEAM RPI | ADJ RPI | CONF. RPI | ADJ CONF. RPI | | | |
|------------------|----------|-----------------|-------------------|----------------|----------------------|---------------------------|----------|-------------|-----------|----------------|-------|----------------|-----|
| DIV. I ONLY | | 4-9-3 | .34375 | 263 | 3-6-1 | 288 | 185 | 283 | .42259 | 282 | 18 | 18 | |
| DIV. I NON-CONF. | | 3-5-3 | .40909 | 217 | 2-2-1 | 286 | 202 | 265 | .4287 | 264 | 18 | 18 | |
| <hr/> | | | | | | | | | | | | | |
| TOTALS | RPI 1-25 | RPI 26-50 | | W-L RECORDS | | RPI 51-100 | | RPI 101-150 | | RPI 150+ | | | |
| 4-9-3 | 0-0-0 | 0-1-0 | | OVERALL | | 0-2-0 | | 0-2-1 | | 4-4-2 | | | |
| 3-2-0 | 0-0-0 | 0-0-0 | | HOME | | 0-1-0 | | 0-0-0 | | 3-1-0 | | | |
| 1-6-2 | 0-0-0 | 0-0-0 | | AWAY | | 0-1-0 | | 0-2-0 | | 1-3-2 | | | |
| 0-1-1 | 0-0-0 | 0-1-0 | | NEUTRAL | | 0-0-0 | | 0-0-1 | | 0-0-0 | | | |
| <hr/> | | | | | | | | | | | | | |
| 3-5-3 | 0-0-0 | 0-1-0 | | NON-CONFERENCE | | 0-1-0 | | 0-1-1 | | 3-2-2 | | | |
| 2-1-0 | 0-0-0 | 0-0-0 | | HOME | | 0-1-0 | | 0-0-0 | | 2-0-0 | | | |
| 1-3-2 | 0-0-0 | 0-0- | | AWAY | | 0-0-0 | | 0-1-0 | | 1-2-2 | | | |
| 0-1-1 | 0-0-0 | 0-1-0 | | NEUTRAL | | 0-0-0 | | 0-0-1 | | 0-0-0 | | | |
| <hr/> | | | | | | | | | | | | | |
| 1-4-0 | 0-0-0 | 0-0-0 | | CONFERENCE | | 0-1-0 | | 0-1-0 | | 1-2-0 | | | |
| 1-1-0 | 0-0-0 | 0-0-0 | | HOME | | 0-0-0 | | 0-0-0 | | 1-1-0 | | | |
| 0-3-0 | 0-0-0 | 0-0-0 | | AWAY | | 0-1-0 | | 0-1-0 | | 0-1-0 | | | |
| 0-0-0 | 0-0-0 | 0-0-0 | | NEUTRAL | | 0-0-0 | | 0-0-0 | | 0-0-0 | | | |
| <hr/> | | | | | | | | | | | | | |
| RPI | S | Opponent | Score | RPI | S | Opponent | Score | RPI | S | Opponent | Score | | |
| | | | | 48 | N | Hofstra | 1 9 | 55 | A | Illinois St. | 0 4 | | |
| | | | | | | | | 93 | H | Western Ky. | 0 1 | | |
| | | | | | | | | | | 110 | A | UT Martin | 0 3 |
| | | | | | | | | | | 116 | A | Evansville | 0 2 |
| | | | | | | | | | | 120 | N | UNC Greensboro | 2 2 |
| | | | | | | | | | | 159 | A | Indiana | 0 2 |
| | | | | | | | | | | 177 | A | Butler | 0 1 |
| | | | | | | | | | | 195 | A | Missouri St. | 0 3 |
| | | | | | | | | | | 196 | A | Belmont | 1 1 |
| | | | | | | | | | | 273 | H | UNI | 1 0 |
| | | | | | | | | | | 274 | H | Loyola Chicago | 0 2 |
| | | | | | | | | | | 290 | A | IUPUI | 3 3 |
| | | | | | | | | | | 308 | H | IPFW | 2 0 |
| | | | | | | | | | | 312 | A | Eastern Ill. | 2 0 |
| | | | | | | | | | | 329 | H | Chicago St. | 7 0 |
| <hr/> | | | | | | | | | | | | | |
| LAST 10 GAMES | | | | | | | | | | | | | |
| | | | | 55 | A | Illinois St. | 0 4 | 274 | H | Loyola Chicago | 0 2 | | |
| | | | | 116 | A | Evansville | 0 2 | 290 | A | IUPUI | 3 3 | | |
| | | | | 273 | H | UNI | 1 0 | 93 | H | Western Ky. | 0 1 | | |
| | | | | 195 | A | Missouri St. | 0 3 | 329 | H | Chicago St. | 7 0 | | |
| | | | | 308 | H | IPFW | 2 0 | 177 | A | Butler | 0 1 | | |

Non-Div. I Games:

Indiana St.

| | | | | | | | | | | | |
|-------------------|----------|-----------|-----------|----------------|-------------|--------------------|-------|-------------|--------|--------------------|-------|
| Average RPI Win: | 281 | WON-LOST | WINNING | LAST 10 | STRENGTH OF | OPP. STRENGTH | TEAM | ADJ | CONF. | ADJ CONF. | |
| Average RPI Loss: | 221 | RECORD | PCT. RANK | GAMES | SCHEDULE | OF SCHEDULE | RPI | RPI | RPI | RPI | |
| DIV. I ONLY | | 8-8-1 | .5 | 157 | 3-5-1 | 318 | 317 | 282 | .42113 | 25 | 25 |
| DIV. I NON-CONF. | | 5-3-0 | .625 | 98 | 1-0-0 | 332 | 321 | 297 | .39181 | 30 | 30 |
| <hr/> | | | | | | | | | | | |
| TOTALS | RPI 1-25 | RPI 26-50 | | W-L RECORDS | | RPI 51-100 | | RPI 101-150 | | RPI 150+ | |
| 8-8-1 | 0-0-0 | 0-0-0 | | OVERALL | | 0-0-0 | | 0-2-0 | | 8-6-1 | |
| 5-4-0 | 0-0-0 | 0-0-0 | | HOME | | 0-0-0 | | 0-0-0 | | 5-4-0 | |
| 3-4-1 | 0-0-0 | 0-0-0 | | AWAY | | 0-0-0 | | 0-2-0 | | 3-2-1 | |
| 0-0-0 | 0-0-0 | 0-0-0 | | NEUTRAL | | 0-0-0 | | 0-0-0 | | 0-0-0 | |
| 5-3-0 | 0-0-0 | 0-0-0 | | NON-CONFERENCE | | 0-0-0 | | 0-0-0 | | 5-3-0 | |
| 2-3-0 | 0-0-0 | 0-0-0 | | HOME | | 0-0-0 | | 0-0-0 | | 2-3-0 | |
| 3-0-0 | 0-0-0 | 0-0- | | AWAY | | 0-0-0 | | 0-0-0 | | 3-0-0 | |
| 0-0-0 | 0-0-0 | 0-0-0 | | NEUTRAL | | 0-0-0 | | 0-0-0 | | 0-0-0 | |
| 3-5-1 | 0-0-0 | 0-0-0 | | CONFERENCE | | 0-0-0 | | 0-2-0 | | 3-3-1 | |
| 3-1-0 | 0-0-0 | 0-0-0 | | HOME | | 0-0-0 | | 0-0-0 | | 3-1-0 | |
| 0-4-1 | 0-0-0 | 0-0-0 | | AWAY | | 0-0-0 | | 0-2-0 | | 0-2-1 | |
| 0-0-0 | 0-0-0 | 0-0-0 | | NEUTRAL | | 0-0-0 | | 0-0-0 | | 0-0-0 | |
| RPI | S | Opponent | Score | RPI | S | Opponent | Score | RPI | S | Opponent | Score |
| | | | | | | | | 106 | A | Liberty | 0 8 |
| | | | | | | | | 145 | A | High Point | 1 2 |
| | | | | | | | | 196 | H | Belmont | 1 2 |
| | | | | | | | | 198 | H | Coastal Caro. | 1 0 |
| | | | | | | | | 207 | H | Campbell | 1 0 |
| | | | | | | | | 221 | A | Longwood | 0 3 |
| | | | | | | | | 224 | H | Wofford | 2 3 |
| | | | | | | | | 244 | H | Radford | 1 0 |
| | | | | | | | | 262 | H | Winthrop | 0 5 |
| | | | | | | | | 286 | A | Presbyterian | 2 2 |
| | | | | | | | | 293 | H | Alabama St. | 0 1 |
| | | | | | | | | 296 | A | Eastern Ky. | 2 1 |
| | | | | | | | | 319 | A | USC Upstate | 1 0 |
| | | | | | | | | 320 | A | Charleston So. | 2 3 |
| | | | | | | | | 324 | A | Alabama A&M | 3 2 |
| | | | | | | | | 327 | H | Chattanooga | 2 1 |
| | | | | | | | | 331 | H | South Carolina St. | 5 1 |
| <hr/> | | | | | | | | | | | |
| LAST 10 GAMES | | | | | | | | | | | |
| | | | | 331 | H | South Carolina St. | 5 1 | 262 | H | Winthrop | 0 5 |
| | | | | 221 | A | Longwood | 0 3 | 320 | A | Charleston So. | 2 3 |
| | | | | 198 | H | Coastal Caro. | 1 0 | 106 | A | Liberty | 0 8 |
| | | | | 145 | A | High Point | 1 2 | 286 | A | Presbyterian | 2 2 |
| | | | | 244 | H | Radford | 1 0 | 207 | H | Campbell | 1 0 |

| | | | |
|--------------------------|------------------|----------|----------|
| Non-Div. I Games: | Mars Hill | 2 | 0 |
|--------------------------|------------------|----------|----------|

UNC Asheville

| | | | | | | | | | | | | | | | | | |
|-------------------|----------|-----------------|--------------------------|----------------|----------------------|----------------------------|----------|-------------|-----------------|---------------|-------|-------------------------|--|--|--|--|--|
| Average RPI Win: | 277 | WON-LOST RECORD | WINNING PCT. RANK | LAST 10 GAMES | STRENGTH OF SCHEDULE | OPP. STRENGTH OF SCHEDULE | TEAM RPI | ADJ RPI | CONF. RPI | ADJ CONF. RPI | | | | | | | |
| Average RPI Loss: | 203 | | | | | | | | | | | | | | | | |
| DIV. I ONLY | 8-9-0 | .47059 | 185 | 5-5-0 | 322 | 229 | 284 | .41841 | 284 | 22 | 22 | | | | | | |
| DIV. I NON-CONF. | 4-4-0 | .5 | 153 | 1-0-0 | 330 | 215 | 298 | .39217 | 297 | 22 | 21 | | | | | | |
| <hr/> | | | | | | | | | | | | | | | | | |
| TOTALS | RPI 1-25 | RPI 26-50 | | W-L RECORDS | | RPI 51-100 | | RPI 101-150 | | RPI 150+ | | | | | | | |
| 8-9-0 | 0-0-0 | 0-0-0 | | OVERALL | | 0-0-0 | | 0-2-0 | | 8-7-0 | | | | | | | |
| 5-6-0 | 0-0-0 | 0-0-0 | | HOME | | 0-0-0 | | 0-1-0 | | 5-5-0 | | | | | | | |
| 3-3-0 | 0-0-0 | 0-0-0 | | AWAY | | 0-0-0 | | 0-1-0 | | 3-2-0 | | | | | | | |
| 0-0-0 | 0-0-0 | 0-0-0 | | NEUTRAL | | 0-0-0 | | 0-0-0 | | 0-0-0 | | | | | | | |
| <hr/> | | | | | | | | | | | | | | | | | |
| 4-4-0 | 0-0-0 | 0-0-0 | | NON-CONFERENCE | | 0-0-0 | | 0-0-0 | | 4-4-0 | | | | | | | |
| 3-3-0 | 0-0-0 | 0-0-0 | | HOME | | 0-0-0 | | 0-0-0 | | 3-3-0 | | | | | | | |
| 1-1-0 | 0-0-0 | 0-0- | | AWAY | | 0-0-0 | | 0-0-0 | | 1-1-0 | | | | | | | |
| 0-0-0 | 0-0-0 | 0-0-0 | | NEUTRAL | | 0-0-0 | | 0-0-0 | | 0-0-0 | | | | | | | |
| <hr/> | | | | | | | | | | | | | | | | | |
| 4-5-0 | 0-0-0 | 0-0-0 | | CONFERENCE | | 0-0-0 | | 0-2-0 | | 4-3-0 | | | | | | | |
| 2-3-0 | 0-0-0 | 0-0-0 | | HOME | | 0-0-0 | | 0-1-0 | | 2-2-0 | | | | | | | |
| 2-2-0 | 0-0-0 | 0-0-0 | | AWAY | | 0-0-0 | | 0-1-0 | | 2-1-0 | | | | | | | |
| 0-0-0 | 0-0-0 | 0-0-0 | | NEUTRAL | | 0-0-0 | | 0-0-0 | | 0-0-0 | | | | | | | |
| <hr/> | | | | | | | | | | | | | | | | | |
| RPI S | Opponent | Score | RPI S | Opponent | Score | RPI S | Opponent | Score | RPI S | Opponent | Score | | | | | | |
| | | | | | | 107 H Montana 1 2 | | | | | | | | | | | |
| | | | | | | 129 A Northern Ariz. 0 1 | | | | | | | | | | | |
| | | | | | | 190 H UC Santa Barbara 0 2 | | | | | | | | | | | |
| | | | | | | 204 A Northern Colo. 1 0 | | | | | | | | | | | |
| | | | | | | 209 H Idaho St. 2 3 | | | | | | | | | | | |
| | | | | | | 210 A Southern Utah 1 2 | | | | | | | | | | | |
| | | | | | | 218 A San Jose St. 0 1 | | | | | | | | | | | |
| | | | | | | 252 H Eastern Wash. 0 2 | | | | | | | | | | | |
| | | | | | | 255 H UC Davis 0 1 | | | | | | | | | | | |
| | | | | | | 260 H Nevada 0 1 | | | | | | | | | | | |
| | | | | | | 263 H Idaho 4 2 | | | | | | | | | | | |
| | | | | | | 265 H Weber St. 2 0 | | | | | | | | | | | |
| | | | | | | 277 H Bakersfield 2 1 | | | | | | | | | | | |
| | | | | | | 279 A Fresno St. 2 1 | | | | | | | | | | | |
| | | | | | | 297 H Pacific 1 0 | | | | | | | | | | | |
| | | | | | | 306 H Canisius 2 0 | | | | | | | | | | | |
| | | | | | | 323 A North Dakota 5 0 | | | | | | | | | | | |
| | | | | | | <hr/> | | | | | | | | | | | |
| | | | | | | | | | LAST 10 GAMES | | | | | | | | |
| | | | | | | | | | 263 H Idaho 4 2 | | | 252 H Eastern Wash. 0 2 | | | | | |
| | | | 204 A Northern Colo. 1 0 | | | 107 H Montana 1 2 | | | | | | | | | | | |
| | | | 323 A North Dakota 5 0 | | | 129 A Northern Ariz. 0 1 | | | | | | | | | | | |
| | | | 209 H Idaho St. 2 3 | | | 210 A Southern Utah 1 2 | | | | | | | | | | | |
| | | | 265 H Weber St. 2 0 | | | 279 A Fresno St. 2 1 | | | | | | | | | | | |

Non-Div. I Games: Fresno Pacific 2 0

Sacramento St.

| | | | | | | | | | | | |
|------------------|----------|--------------------|----------------------|------------------|-------------------------|------------------------------|---------------------|-------------|--------------|---------------------|-------|
| Average RPI Win: | 189 | WON-LOST RECORD | WINNING PCT. RANK | LAST 10 GAMES | STRENGTH OF SCHEDULE | OPP. STRENGTH OF SCHEDULE | TEAM RPI | ADJ RPI | CONF. RPI | ADJ CONF. RPI | |
| DIV. I ONLY | | 3-12-2 | .23529 296 | 1-8-1 | 191 | 240 | 285 | .41749 285 | 21 | 21 | |
| DIV. I NON-CONF. | | 2-6-1 | .27778 273 | 0-2-0 | 156 | 234 | 251 | .43976 251 | 20 | 20 | |
| <hr/> | | | | | | | | | | | |
| TOTALS | RPI 1-25 | | RPI 26-50 | W-L RECORDS | | RPI 51-100 | | RPI 101-150 | | RPI 150+ | |
| 3-12-2 | 0-0-0 | | 0-1-0 | OVERALL | | 0-1-0 | | 2-2-0 | | 1-8-2 | |
| 3-4-1 | 0-0-0 | | 0-0-0 | HOME | | 0-1-0 | | 2-1-0 | | 1-2-1 | |
| 0-7-1 | 0-0-0 | | 0-1-0 | AWAY | | 0-0-0 | | 0-0-0 | | 0-6-1 | |
| 0-1-0 | 0-0-0 | | 0-0-0 | NEUTRAL | | 0-0-0 | | 0-1-0 | | 0-0-0 | |
| 2-6-1 | 0-0-0 | | 0-1-0 | NON-CONFERENCE | | 0-1-0 | | 1-1-0 | | 1-3-1 | |
| 2-1-1 | 0-0-0 | | 0-0-0 | HOME | | 0-1-0 | | 1-0-0 | | 1-0-1 | |
| 0-4-0 | 0-0-0 | | 0-0- | AWAY | | 0-0-0 | | 0-0-0 | | 0-3-0 | |
| 0-1-0 | 0-0-0 | | 0-0-0 | NEUTRAL | | 0-0-0 | | 0-1-0 | | 0-0-0 | |
| 1-6-1 | 0-0-0 | | 0-0-0 | CONFERENCE | | 0-0-0 | | 1-1-0 | | 0-5-1 | |
| 1-3-0 | 0-0-0 | | 0-0-0 | HOME | | 0-0-0 | | 1-1-0 | | 0-2-0 | |
| 0-3-1 | 0-0-0 | | 0-0-0 | AWAY | | 0-0-0 | | 0-0-0 | | 0-3-1 | |
| 0-0-0 | 0-0-0 | | 0-0-0 | NEUTRAL | | 0-0-0 | | 0-0-0 | | 0-0-0 | |
| RPI S | Opponent | Score | RPI S | Opponent | Score | RPI S | Opponent | Score | RPI S | Opponent | Score |
| | | | 29 A | Colgate | 1 3 | 97 H | Dartmouth | 0 4 | 121 N | Syracuse | 2 3 |
| | | | | | | | | | 122 H | Hartford | 1 2 |
| | | | | | | | | | 143 H | UMBC | 2 1 |
| | | | | | | | | | 148 H | Central Conn. St. | 3 2 |
| | | | | | | | | | 170 A | Fairleigh Dickinson | 0 3 |
| | | | | | | | | | 200 A | New Hampshire | 0 1 |
| | | | | | | | | | 220 A | Fordham | 0 1 |
| | | | | | | | | | 226 H | Siena | 1 1 |
| | | | | | | | | | 229 A | Maine | 1 1 |
| | | | | | | | | | 233 A | Albany (NY) | 0 6 |
| | | | | | | | | | 236 H | Binghamton | 2 3 |
| | | | | | | | | | 241 A | Stony Brook | 0 1 |
| | | | | | | | | | 275 H | Youngstown St. | 3 2 |
| | | | | | | | | | 276 H | UMass Lowell | 0 1 |
| | | | | | | | | | 311 A | Quinnipiac | 0 1 |
| | | | LAST 10 GAMES | | | | | | | | |
| | | | 122 H | Hartford | 1 2 | 233 A | Albany (NY) | 0 6 | | | |
| | | | 236 H | Binghamton | 2 3 | 143 H | UMBC | 2 1 | | | |
| | | | 241 A | Stony Brook | 0 1 | 200 A | New Hampshire | 0 1 | | | |
| | | | 276 H | UMass Lowell | 0 1 | 97 H | Dartmouth | 0 4 | | | |
| | | | 229 A | Maine | 1 1 | 170 A | Fairleigh Dickinson | 0 3 | | | |

Non-Div. I Games:

Vermont

| Average RPI Win: | 314 | WON-LOST RECORD | WINNING PCT. RANK | LAST 10 GAMES | STRENGTH OF SCHEDULE | OPP. STRENGTH OF SCHEDULE | TEAM RPI | ADJ RPI | CONF. RPI | ADJ CONF. RPI | | |
|------------------|----------|-----------------|-------------------|----------------|----------------------|---------------------------|----------|-------------|-----------|---------------|-------|----|
| DIV. I ONLY | | 3-9-3 | .3 | 278 | 1-6-3 | 233 | 319 | 288 | .41641 | 286 | 25 | 25 |
| DIV. I NON-CONF. | | 3-3-0 | .5 | 153 | 1-0-0 | 275 | 326 | 248 | .44279 | 248 | 30 | 30 |
| <hr/> | | | | | | | | | | | | |
| TOTALS | RPI 1-25 | RPI 26-50 | | W-L RECORDS | | RPI 51-100 | | RPI 101-150 | | RPI 150+ | | |
| 3-9-3 | 0-0-0 | 0-0-0 | | OVERALL | | 0-1-0 | | 0-2-0 | | 3-6-3 | | |
| 2-3-2 | 0-0-0 | 0-0-0 | | HOME | | 0-1-0 | | 0-0-0 | | 2-2-2 | | |
| 1-6-1 | 0-0-0 | 0-0-0 | | AWAY | | 0-0-0 | | 0-2-0 | | 1-4-1 | | |
| 0-0-0 | 0-0-0 | 0-0-0 | | NEUTRAL | | 0-0-0 | | 0-0-0 | | 0-0-0 | | |
| 3-3-0 | 0-0-0 | 0-0-0 | | NON-CONFERENCE | | 0-1-0 | | 0-0-0 | | 3-2-0 | | |
| 2-1-0 | 0-0-0 | 0-0-0 | | HOME | | 0-1-0 | | 0-0-0 | | 2-0-0 | | |
| 1-2-0 | 0-0-0 | 0-0- | | AWAY | | 0-0-0 | | 0-0-0 | | 1-2-0 | | |
| 0-0-0 | 0-0-0 | 0-0-0 | | NEUTRAL | | 0-0-0 | | 0-0-0 | | 0-0-0 | | |
| 0-6-3 | 0-0-0 | 0-0-0 | | CONFERENCE | | 0-0-0 | | 0-2-0 | | 0-4-3 | | |
| 0-2-2 | 0-0-0 | 0-0-0 | | HOME | | 0-0-0 | | 0-0-0 | | 0-2-2 | | |
| 0-4-1 | 0-0-0 | 0-0-0 | | AWAY | | 0-0-0 | | 0-2-0 | | 0-2-1 | | |
| 0-0-0 | 0-0-0 | 0-0-0 | | NEUTRAL | | 0-0-0 | | 0-0-0 | | 0-0-0 | | |
| RPI | S | Opponent | Score | RPI | S | Opponent | Score | RPI | S | Opponent | Score | |
| | | | | | | | | | | | | |
| | | | | | | 95 H | Furman | 1 | | 4 | | |
| | | | | | | | | | | | | |
| | | | | | | | | | | | | |
| | | | | | | | | | | | | |
| | | | | | | | | | | | | |
| | | | | | | | | | | | | |
| | | | | | | | | | | | | |
| | | | | | | | | | | | | |
| | | | | | | | | | | | | |
| | | | | | | | | | | | | |
| | | | | | | | | | | | | |
| | | | | | | | | | | | | |
| | | | | | | | | | | | | |
| | | | | | | | | | | | | |
| | | | | | | | | | | | | |
| | | | | | | | | | | | | |
| | | | | | | | | | | | | |
| | | | | | | | | | | | | |
| | | | | | | | | | | | | |
| | | | | | | | | | | | | |
| | | | | | | | | | | | | |
| | | | | | | | | | | | | |
| | | | | | | | | | | | | |
| | | | | | | | | | | | | |
| | | | | | | | | | | | | |
| | | | | | | | | | | | | |
| | | | | | | | | | | | | |
| | | | | | | | | | | | | |
| | | | | | | | | | | | | |
| | | | | | | | | | | | | |
| | | | | | | | | | | | | |
| | | | | | | | | | | | | |
| | | | | | | | | | | | | |
| | | | | | | | | | | | | |
| | | | | | | | | | | | | |
| | | | | | | | | | | | | |
| | | | | | | | | | | | | |
| | | | | | | | | | | | | |
| | | | | | | | | | | | | |
| | | | | | | | | | | | | |
| | | | | | | | | | | | | |
| | | | | | | | | | | | | |
| | | | | | | | | | | | | |
| | | | | | | | | | | | | |
| | | | | | | | | | | | | |
| | | | | | | | | | | | | |
| | | | | | | | | | | | | |
| | | | | | | | | | | | | |
| | | | | | | | | | | | | |
| | | | | | | | | | | | | |
| | | | | | | | | | | | | |
| | | | | | | | | | | | | |
| | | | | | | | | | | | | |
| | | | | | | | | | | | | |
| | | | | | | | | | | | | |
| | | | | | | | | | | | | |
| | | | | | | | | | | | | |
| | | | | | | | | | | | | |
| | | | | | | | | | | | | |
| | | | | | | | | | | | | |
| | | | | | | | | | | | | |
| | | | | | | | | | | | | |
| | | | | | | | | | | | | |
| | | | | | | | | | | | | |
| | | | | | | | | | | | | |
| | | | | | | | | | | | | |
| | | | | | | | | | | | | |
| | | | | | | | | | | | | |
| | | | | | | | | | | | | |
| | | | | | | | | | | | | |
| | | | | | | | | | | | | |
| | | | | | | | | | | | | |
| | | | | | | | | | | | | |
| | | | | | | | | | | | | |
| | | | | | | | | | | | | |
| | | | | | | | | | | | | |
| | | | | | | | | | | | | |
| | | | | | | | | | | | | |
| | | | | | | | | | | | | |

Non-Div. I Games:

Presbyterian

| Average RPI Win: | 315 | WON-LOST | WINNING | LAST 10 | STRENGTH OF | OPP. STRENGTH | TEAM | ADJ | CONF. | ADJ CONF. | |
|-------------------|----------|-----------|-----------|-----------------|-------------|---------------|------------|-------------|-------|-----------------|-------|
| Average RPI Loss: | 139 | RECORD | PCT. RANK | GAMES | SCHEDULE | OF SCHEDULE | RPI | RPI | RPI | RPI | |
| DIV. I ONLY | 3-14-0 | .17647 | 314 | 0-10-0 | 152 | 228 | 289 | .41439 | 287 | 11 | 11 |
| DIV. I NON-CONF. | 3-6-0 | .33333 | 251 | 0-2-0 | 171 | 314 | 247 | .44287 | 247 | 13 | 12 |
| <hr/> | | | | | | | | | | | |
| TOTALS | RPI 1-25 | RPI 26-50 | | W-L RECORDS | | RPI 51-100 | | RPI 101-150 | | RPI 150+ | |
| 3-14-0 | 0-0-0 | 0-1-0 | | OVERALL | | 0-3-0 | | 0-5-0 | | 3-5-0 | |
| 3-5-0 | 0-0-0 | 0-0-0 | | HOME | | 0-1-0 | | 0-2-0 | | 3-2-0 | |
| 0-9-0 | 0-0-0 | 0-1-0 | | AWAY | | 0-2-0 | | 0-3-0 | | 0-3-0 | |
| 0-0-0 | 0-0-0 | 0-0-0 | | NEUTRAL | | 0-0-0 | | 0-0-0 | | 0-0-0 | |
| <hr/> | | | | | | | | | | | |
| 3-6-0 | 0-0-0 | 0-0-0 | | NON-CONFERENCE | | 0-2-0 | | 0-2-0 | | 3-2-0 | |
| 3-2-0 | 0-0-0 | 0-0-0 | | HOME | | 0-1-0 | | 0-0-0 | | 3-1-0 | |
| 0-4-0 | 0-0-0 | 0-0- | | AWAY | | 0-1-0 | | 0-2-0 | | 0-1-0 | |
| 0-0-0 | 0-0-0 | 0-0-0 | | NEUTRAL | | 0-0-0 | | 0-0-0 | | 0-0-0 | |
| <hr/> | | | | | | | | | | | |
| 0-8-0 | 0-0-0 | 0-1-0 | | CONFERENCE | | 0-1-0 | | 0-3-0 | | 0-3-0 | |
| 0-3-0 | 0-0-0 | 0-0-0 | | HOME | | 0-0-0 | | 0-2-0 | | 0-1-0 | |
| 0-5-0 | 0-0-0 | 0-1-0 | | AWAY | | 0-1-0 | | 0-1-0 | | 0-2-0 | |
| 0-0-0 | 0-0-0 | 0-0-0 | | NEUTRAL | | 0-0-0 | | 0-0-0 | | 0-0-0 | |
| <hr/> | | | | | | | | | | | |
| RPI S | Opponent | Score | RPI S | Opponent | Score | RPI S | Opponent | Score | RPI S | Opponent | Score |
| | | | 39 A | Boston U. | 0 3 | 67 A | Navy | 1 4 | 113 A | Monmouth | 0 1 |
| | | | | | | 74 A | VCU | 0 3 | 117 A | Bucknell | 0 3 |
| | | | | | | 83 H | Fairfield | 0 1 | 127 H | Holy Cross | 0 1 |
| | | | | | | | | | 128 H | Army | 1 2 |
| | | | | | | | | | 143 A | UMBC | 0 3 |
| | | | | | | | | | 157 H | Loyola Maryland | 0 2 |
| | | | | | | | | | 194 A | Lehigh | 0 1 |
| | | | | | | | | | 221 H | Longwood | 1 2 |
| | | | | | | | | | 235 A | George Mason | 1 2 |
| | | | | | | | | | 246 A | Lafayette | 1 2 |
| | | | | | | | | | 298 H | Howard | 3 0 |
| | | | | | | | | | 321 H | Mt. St. Mary's | 3 0 |
| | | | | | | | | | 325 H | Delaware St. | 2 0 |
| <hr/> | | | | | | | | | | | |
| LAST 10 GAMES | | | | | | | | | | | |
| | | | 39 A | Boston U. | 0 3 | 67 A | Navy | 1 4 | | | |
| | | | 157 H | Loyola Maryland | 0 2 | 127 H | Holy Cross | 0 1 | | | |
| | | | 246 A | Lafayette | 1 2 | 143 A | UMBC | 0 3 | | | |
| | | | 128 H | Army | 1 2 | 194 A | Lehigh | 0 1 | | | |
| | | | 117 A | Bucknell | 0 3 | 74 A | VCU | 0 3 | | | |

Non-Div. I Games:

American

| Average RPI Win: 295 | | WON-LOST | WINNING | LAST 10 | STRENGTH OF | | OPP. STRENGTH | TEAM | ADJ | | CONF. | ADJ CONF. |
|-----------------------|----------|----------|-----------|-------------------|----------------|-------|-------------------|-------|-------------|-------------------|----------|-----------|
| Average RPI Loss: 182 | | RECORD | PCT. RANK | GAMES | SCHEDULE | | OF SCHEDULE | RPI | RPI | | RPI | RPI |
| DIV. I ONLY | | 3-12-1 | .21875 | 300 | 2-7-1 | | 183 | 275 | 290 | | .41339 | 288 |
| DIV. I NON-CONF. | | 2-5-0 | .28571 | 270 | 1-0-0 | | 189 | 273 | 261 | | .43066 | 258 |
| TOTALS | | RPI 1-25 | RPI 26-50 | | W-L RECORDS | | RPI 51-100 | | RPI 101-150 | | RPI 150+ | |
| 3-12-1 | | 0-0-0 | 0-0-0 | | OVERALL | | 0-2-0 | | 0-2-0 | | 3-8-1 | |
| 1-4-1 | | 0-0-0 | 0-0-0 | | HOME | | 0-1-0 | | 0-0-0 | | 1-3-1 | |
| 2-8-0 | | 0-0-0 | 0-0-0 | | AWAY | | 0-1-0 | | 0-2-0 | | 2-5-0 | |
| 0-0-0 | | 0-0-0 | 0-0-0 | | NEUTRAL | | 0-0-0 | | 0-0-0 | | 0-0-0 | |
| 2-5-0 | | 0-0-0 | 0-0-0 | | NON-CONFERENCE | | 0-1-0 | | 0-2-0 | | 2-2-0 | |
| 1-2-0 | | 0-0-0 | 0-0-0 | | HOME | | 0-0-0 | | 0-0-0 | | 1-2-0 | |
| 1-3-0 | | 0-0-0 | 0-0- | | AWAY | | 0-1-0 | | 0-2-0 | | 1-0-0 | |
| 0-0-0 | | 0-0-0 | 0-0-0 | | NEUTRAL | | 0-0-0 | | 0-0-0 | | 0-0-0 | |
| 1-7-1 | | 0-0-0 | 0-0-0 | | CONFERENCE | | 0-1-0 | | 0-0-0 | | 1-6-1 | |
| 0-2-1 | | 0-0-0 | 0-0-0 | | HOME | | 0-1-0 | | 0-0-0 | | 0-1-1 | |
| 1-5-0 | | 0-0-0 | 0-0-0 | | AWAY | | 0-0-0 | | 0-0-0 | | 1-5-0 | |
| 0-0-0 | | 0-0-0 | 0-0-0 | | NEUTRAL | | 0-0-0 | | 0-0-0 | | 0-0-0 | |
| RPI S | Opponent | Score | RPI S | Opponent | Score | RPI S | Opponent | Score | RPI S | Opponent | Score | |
| | | | | | | 71 H | Stephen F. Austin | 0 4 | 114 A | Texas St. | 0 3 | |
| | | | | | | 76 A | Baylor | 0 5 | 118 A | LSU | 2 6 | |
| | | | | | | | | | 175 A | Sam Houston St. | 1 4 | |
| | | | | | | | | | 186 H | Southeastern La. | 2 3 | |
| | | | | | | | | | 203 H | UALR | 0 1 | |
| | | | | | | | | | 208 A | Abilene Christian | 0 3 | |
| | | | | | | | | | 216 H | Houston Baptist | 1 1 | |
| | | | | | | | | | 238 H | La.-Monroe | 0 3 | |
| | | | | | | | | | 258 A | Lamar | 1 4 | |
| | | | | | | | | | 264 A | Central Ark. | 0 2 | |
| | | | | | | | | | 267 A | McNeese St. | 1 2 | |
| | | | | | | | | | 270 A | Nicholls St. | 2 1 | |
| | | | | | | | | | 302 A | Prairie View | 4 0 | |
| | | | | | | | | | 314 H | Jackson St. | 6 0 | |
| LAST 10 GAMES | | | | | | | | | | | | |
| | | | 186 H | Southeastern La. | 2 3 | 264 A | Central Ark. | 0 2 | | | | |
| | | | 270 A | Nicholls St. | 2 1 | 216 H | Houston Baptist | 1 1 | | | | |
| | | | 267 A | McNeese St. | 1 2 | 71 H | Stephen F. Austin | 0 4 | | | | |
| | | | 208 A | Abilene Christian | 0 3 | 258 A | Lamar | 1 4 | | | | |
| | | | 175 A | Sam Houston St. | 1 4 | 314 H | Jackson St. | 6 0 | | | | |

Non-Div. I Games: Louisiana Col. 9 1

Northwestern St.

| Average RPI Win: 267 | | WON-LOST | WINNING | LAST 10 | STRENGTH OF | | OPP. STRENGTH | TEAM | ADJ | | CONF. | ADJ CONF. | | | | | | |
|-----------------------|---|----------|-----------|-----------|-------------|----------------|---------------|---------------------|-----|--------------|-------|-----------|----------------|----------|-------|---------------------|---|---|
| Average RPI Loss: 173 | | RECORD | PCT. RANK | GAMES | SCHEDULE | | OF SCHEDULE | RPI | RPI | | RPI | RPI | | | | | | |
| DIV. I ONLY | | 3-13-1 | .20588 | 309 | 1-8-1 | | 187 | 253 | 291 | .41244 | 289 | 29 | 29 | | | | | |
| DIV. I NON-CONF. | | 2-9-0 | .18182 | 297 | 0-4-0 | | 155 | 194 | 274 | .42136 | 274 | 28 | 28 | | | | | |
| <hr/> | | | | | | | | | | | | | | | | | | |
| TOTALS | | RPI 1-25 | | RPI 26-50 | | W-L RECORDS | | RPI 51-100 | | RPI 101-150 | | RPI 150+ | | | | | | |
| 3-13-1 | | 0-0-0 | | 0-0-0 | | OVERALL | | 0-2-0 | | 0-3-0 | | 3-8-1 | | | | | | |
| 1-6-0 | | 0-0-0 | | 0-0-0 | | HOME | | 0-0-0 | | 0-2-0 | | 1-4-0 | | | | | | |
| 2-7-1 | | 0-0-0 | | 0-0-0 | | AWAY | | 0-2-0 | | 0-1-0 | | 2-4-1 | | | | | | |
| 0-0-0 | | 0-0-0 | | 0-0-0 | | NEUTRAL | | 0-0-0 | | 0-0-0 | | 0-0-0 | | | | | | |
| 2-9-0 | | 0-0-0 | | 0-0-0 | | NON-CONFERENCE | | 0-2-0 | | 0-2-0 | | 2-5-0 | | | | | | |
| 0-5-0 | | 0-0-0 | | 0-0-0 | | HOME | | 0-0-0 | | 0-2-0 | | 0-3-0 | | | | | | |
| 2-4-0 | | 0-0-0 | | 0-0- | | AWAY | | 0-2-0 | | 0-0-0 | | 2-2-0 | | | | | | |
| 0-0-0 | | 0-0-0 | | 0-0-0 | | NEUTRAL | | 0-0-0 | | 0-0-0 | | 0-0-0 | | | | | | |
| 1-4-1 | | 0-0-0 | | 0-0-0 | | CONFERENCE | | 0-0-0 | | 0-1-0 | | 1-3-1 | | | | | | |
| 1-1-0 | | 0-0-0 | | 0-0-0 | | HOME | | 0-0-0 | | 0-0-0 | | 1-1-0 | | | | | | |
| 0-3-1 | | 0-0-0 | | 0-0-0 | | AWAY | | 0-0-0 | | 0-1-0 | | 0-2-1 | | | | | | |
| 0-0-0 | | 0-0-0 | | 0-0-0 | | NEUTRAL | | 0-0-0 | | 0-0-0 | | 0-0-0 | | | | | | |
| RPI | S | Opponent | Score | RPI | S | Opponent | Score | RPI | S | Opponent | Score | RPI | S | Opponent | Score | | | |
| | | | | | | | | 51 | A | Colorado | 0 | 2 | | 122 | H | Hartford | 0 | 1 |
| | | | | | | | | 64 | A | Rhode Island | 1 | 2 | | 127 | H | Holy Cross | 1 | 2 |
| | | | | | | | | | | | | | | 148 | A | Central Conn. St. | 1 | 4 |
| | | | | | | | | | | | | | | 168 | H | Massachusetts | 0 | 1 |
| | | | | | | | | | | | | | | 170 | H | Fairleigh Dickinson | 0 | 1 |
| | | | | | | | | | | | | | | 188 | H | Brown | 1 | 3 |
| | | | | | | | | | | | | | | 200 | A | New Hampshire | 0 | 1 |
| | | | | | | | | | | | | | | 204 | A | Northern Colo. | 2 | 3 |
| | | | | | | | | | | | | | | 229 | A | Maine | 1 | 0 |
| | | | | | | | | | | | | | | 234 | A | Wagner | 0 | 0 |
| | | | | | | | | | | | | | | 240 | A | Sacred Heart | 0 | 1 |
| | | | | | | | | | | | | | | 245 | H | Akron | 2 | 3 |
| | | | | | | | | | | | | | | 281 | A | Iona | 2 | 1 |
| | | | | | | | | | | | | | | 292 | H | Saint Francis (PA) | 1 | 0 |
| | | | | | | | | | | | | | | 321 | A | Mt. St. Mary's | 1 | 2 |
| <hr/> | | | | | | | | | | | | | | | | | | |
| LAST 10 GAMES | | | | | | | | | | | | | | | | | | |
| | | | | | | 148 | A | Central Conn. St. | 1 | 4 | 240 | A | Sacred Heart | 0 | 1 | | | |
| | | | | | | 170 | H | Fairleigh Dickinson | 0 | 1 | 188 | H | Brown | 1 | 3 | | | |
| | | | | | | 321 | A | Mt. St. Mary's | 1 | 2 | 204 | A | Northern Colo. | 2 | 3 | | | |
| | | | | | | 234 | A | Wagner | 0 | 0 | 51 | A | Colorado | 0 | 2 | | | |
| | | | | | | 292 | H | Saint Francis (PA) | 1 | 0 | 245 | H | Akron | 2 | 3 | | | |

Non-Div. I Games:

Bryant

| Average RPI Win: 258 | | WON-LOST RECORD | WINNING PCT. RANK | | LAST 10 GAMES | STRENGTH OF SCHEDULE | OPP. STRENGTH OF SCHEDULE | TEAM RPI | ADJ RPI | | CONF. RPI | ADJ CONF. RPI | |
|-----------------------|---|--------------------|----------------------|-----------|------------------|-------------------------|------------------------------|-------------|------------|-------------|------------------|------------------|-----|
| Average RPI Loss: 245 | | | | | | | | | | | | | |
| DIV. I ONLY | | 5-9-3 | .38235 | 242 | 3-5-2 | 296 | 306 | 286 | .41223 | 290 | 30 | 30 | |
| DIV. I NON-CONF. | | 2-6-3 | .31818 | 263 | 0-2-2 | 226 | 305 | 275 | .4138 | 278 | 29 | 29 | |
| <hr/> | | | | | | | | | | | | | |
| TOTALS | | RPI 1-25 | | RPI 26-50 | | W-L RECORDS | | RPI 51-100 | | RPI 101-150 | | RPI 150+ | |
| 5-9-3 | | 0-0-0 | | 0-0-0 | | OVERALL | | 0-0-0 | | 0-0-2 | | 5-9-1 | |
| 3-2-2 | | 0-0-0 | | 0-0-0 | | HOME | | 0-0-0 | | 0-0-1 | | 3-2-1 | |
| 2-7-1 | | 0-0-0 | | 0-0-0 | | AWAY | | 0-0-0 | | 0-0-1 | | 2-7-0 | |
| 0-0-0 | | 0-0-0 | | 0-0-0 | | NEUTRAL | | 0-0-0 | | 0-0-0 | | 0-0-0 | |
| <hr/> | | | | | | | | | | | | | |
| 2-6-3 | | 0-0-0 | | 0-0-0 | | NON-CONFERENCE | | 0-0-0 | | 0-0-2 | | 2-6-1 | |
| 1-2-2 | | 0-0-0 | | 0-0-0 | | HOME | | 0-0-0 | | 0-0-1 | | 1-2-1 | |
| 1-4-1 | | 0-0-0 | | 0-0- | | AWAY | | 0-0-0 | | 0-0-1 | | 1-4-0 | |
| 0-0-0 | | 0-0-0 | | 0-0-0 | | NEUTRAL | | 0-0-0 | | 0-0-0 | | 0-0-0 | |
| <hr/> | | | | | | | | | | | | | |
| 3-3-0 | | 0-0-0 | | 0-0-0 | | CONFERENCE | | 0-0-0 | | 0-0-0 | | 3-3-0 | |
| 2-0-0 | | 0-0-0 | | 0-0-0 | | HOME | | 0-0-0 | | 0-0-0 | | 2-0-0 | |
| 1-3-0 | | 0-0-0 | | 0-0-0 | | AWAY | | 0-0-0 | | 0-0-0 | | 1-3-0 | |
| 0-0-0 | | 0-0-0 | | 0-0-0 | | NEUTRAL | | 0-0-0 | | 0-0-0 | | 0-0-0 | |
| <hr/> | | | | | | | | | | | | | |
| RPI | S | Opponent | Score | RPI | S | Opponent | Score | RPI | S | Opponent | Score | | |
| | | | | | | | | | | 116 H | Evansville | 0 0 | |
| | | | | | | | | | | 134 A | Valparaiso | 0 0 | |
| | | | | | | | | | | 177 A | Butler | 1 2 | |
| | | | | | | | | | | 181 H | Denver | 2 0 | |
| | | | | | | | | | | 183 H | SIUE | 2 1 | |
| | | | | | | | | | | 206 A | Murray St. | 1 3 | |
| | | | | | | | | | | 237 A | Green Bay | 1 3 | |
| | | | | | | | | | | 243 A | Oral Roberts | 1 2 | |
| | | | | | | | | | | 247 A | South Dakota St. | 1 2 | |
| | | | | | | | | | | 257 H | Xavier | 0 2 | |
| | | | | | | | | | | 266 H | Northern Ky. | 0 1 | |
| | | | | | | | | | | 268 A | North Dakota St. | 0 1 | |
| | | | | | | | | | | 282 H | Indiana St. | 3 3 | |
| | | | | | | | | | | 304 H | Western Ill. | 2 1 | |
| | | | | | | | | | | 307 A | Ill.-Chicago | 0 2 | |
| | | | | | | | | | | 308 A | IPFW | 3 1 | |
| | | | | | | | | | | 312 A | Eastern Ill. | 3 2 | |
| <hr/> | | | | | | | | | | | | | |
| LAST 10 GAMES | | | | | | | | | | | | | |
| | | | | | | 304 H | Western Ill. | 2 1 | | | 247 A | South Dakota St. | 1 2 |
| | | | | | | 243 A | Oral Roberts | 1 2 | | | 282 H | Indiana St. | 3 3 |
| | | | | | | 308 A | IPFW | 3 1 | | | 206 A | Murray St. | 1 3 |
| | | | | | | 181 H | Denver | 2 0 | | | 177 A | Butler | 1 2 |
| | | | | | | 268 A | North Dakota St. | 0 1 | | | 116 H | Evansville | 0 0 |

Non-Div. I Games:

IUPUI

| Average RPI Win: 287 | | WON-LOST | WINNING | LAST 10 | STRENGTH OF | | OPP. STRENGTH | TEAM | ADJ | | CONF. | ADJ CONF. |
|-----------------------|----------|----------|-----------|----------|----------------|-------|---------------------|-------|-------------|---------------------|----------|-----------|
| Average RPI Loss: 203 | | RECORD | PCT. RANK | GAMES | SCHEDULE | | OF SCHEDULE | RPI | RPI | | RPI | RPI |
| DIV. I ONLY | | 4-10-3 | .32353 | 266 | 3-5-2 | | 258 | 308 | 287 | | .4112 | 291 |
| DIV. I NON-CONF. | | 2-8-1 | .22727 | 286 | 1-3-0 | | 216 | 293 | 291 | | .39557 | 295 |
| TOTALS | | RPI 1-25 | RPI 26-50 | | W-L RECORDS | | RPI 51-100 | | RPI 101-150 | | RPI 150+ | |
| 4-10-3 | | 0-0-0 | 0-0-0 | | OVERALL | | 0-1-0 | | 0-2-1 | | 4-7-2 | |
| 1-4-3 | | 0-0-0 | 0-0-0 | | HOME | | 0-0-0 | | 0-1-1 | | 1-3-2 | |
| 2-5-0 | | 0-0-0 | 0-0-0 | | AWAY | | 0-1-0 | | 0-1-0 | | 2-3-0 | |
| 1-1-0 | | 0-0-0 | 0-0-0 | | NEUTRAL | | 0-0-0 | | 0-0-0 | | 1-1-0 | |
| 2-8-1 | | 0-0-0 | 0-0-0 | | NON-CONFERENCE | | 0-1-0 | | 0-2-0 | | 2-5-1 | |
| 0-3-1 | | 0-0-0 | 0-0-0 | | HOME | | 0-0-0 | | 0-1-0 | | 0-2-1 | |
| 1-4-0 | | 0-0-0 | 0-0- | | AWAY | | 0-1-0 | | 0-1-0 | | 1-2-0 | |
| 1-1-0 | | 0-0-0 | 0-0-0 | | NEUTRAL | | 0-0-0 | | 0-0-0 | | 1-1-0 | |
| 2-2-2 | | 0-0-0 | 0-0-0 | | CONFERENCE | | 0-0-0 | | 0-0-1 | | 2-2-1 | |
| 1-1-2 | | 0-0-0 | 0-0-0 | | HOME | | 0-0-0 | | 0-0-1 | | 1-1-1 | |
| 1-1-0 | | 0-0-0 | 0-0-0 | | AWAY | | 0-0-0 | | 0-0-0 | | 1-1-0 | |
| 0-0-0 | | 0-0-0 | 0-0-0 | | NEUTRAL | | 0-0-0 | | 0-0-0 | | 0-0-0 | |
| RPI S | Opponent | Score | RPI S | Opponent | Score | RPI S | Opponent | Score | RPI S | Opponent | Score | |
| | | | | | | 99 A | Niagara | 0 1 | 117 A | Bucknell | 0 1 | |
| | | | | | | | | | 143 H | UMBC | 0 1 | |
| | | | | | | | | | 148 H | Central Conn. St. | 1 1 | |
| | | | | | | | | | 170 A | Fairleigh Dickinson | 1 2 | |
| | | | | | | | | | 178 A | Pittsburgh | 1 3 | |
| | | | | | | | | | 217 N | Duquesne | 3 2 | |
| | | | | | | | | | 231 H | St. Bonaventure | 0 0 | |
| | | | | | | | | | 234 H | Wagner | 0 1 | |
| | | | | | | | | | 245 N | Akron | 1 2 | |
| | | | | | | | | | 266 A | Northern Ky. | 1 2 | |
| | | | | | | | | | 275 H | Youngstown St. | 1 3 | |
| | | | | | | | | | 292 H | Saint Francis (PA) | 0 0 | |
| | | | | | | | | | 298 H | Howard | 1 2 | |
| | | | | | | | | | 305 H | LIU Brooklyn | 1 0 | |
| | | | | | | | | | 306 A | Canisius | 1 0 | |
| | | | | | | | | | 321 A | Mt. St. Mary's | 5 1 | |
| LAST 10 GAMES | | | | | | | | | | | | |
| | | | | | | 292 H | Saint Francis (PA) | 0 0 | 148 H | Central Conn. St. | 1 1 | |
| | | | | | | 321 A | Mt. St. Mary's | 5 1 | 143 H | UMBC | 0 1 | |
| | | | | | | 305 H | LIU Brooklyn | 1 0 | 298 H | Howard | 1 2 | |
| | | | | | | 170 A | Fairleigh Dickinson | 1 2 | 306 A | Canisius | 1 0 | |
| | | | | | | 234 H | Wagner | 0 1 | 99 A | Niagara | 0 1 | |

Non-Div. I Games:

Robert Morris

| Average RPI Win: | 234 | WON-LOST RECORD | WINNING PCT. RANK | LAST 10 GAMES | STRENGTH OF SCHEDULE | OPP. STRENGTH OF SCHEDULE | TEAM RPI | ADJ RPI | CONF. RPI | ADJ CONF. RPI | | |
|------------------|----------|-----------------|-------------------|----------------|----------------------|---------------------------|---------------------|-------------|-----------|---------------|-----------------------|----|
| DIV. I ONLY | | 3-10-5 | .30556 | 277 | 3-3-4 | 293 | 220 | 296 | .40799 | 292 | 29 | 29 |
| DIV. I NON-CONF. | | 0-9-2 | .09091 | 317 | 0-2-1 | 210 | 172 | 311 | .37925 | 309 | 28 | 28 |
| <hr/> | | | | | | | | | | | | |
| TOTALS | RPI 1-25 | RPI 26-50 | | W-L RECORDS | | RPI 51-100 | | RPI 101-150 | | RPI 150+ | | |
| 3-10-5 | 0-0-0 | 0-0-0 | | OVERALL | | 0-1-0 | | 1-2-1 | | 2-7-4 | | |
| 3-4-2 | 0-0-0 | 0-0-0 | | HOME | | 0-0-0 | | 1-0-1 | | 2-4-1 | | |
| 0-5-3 | 0-0-0 | 0-0-0 | | AWAY | | 0-1-0 | | 0-2-0 | | 0-2-3 | | |
| 0-1-0 | 0-0-0 | 0-0-0 | | NEUTRAL | | 0-0-0 | | 0-0-0 | | 0-1-0 | | |
| 0-9-2 | 0-0-0 | 0-0-0 | | NON-CONFERENCE | | 0-1-0 | | 0-2-1 | | 0-6-1 | | |
| 0-4-1 | 0-0-0 | 0-0-0 | | HOME | | 0-0-0 | | 0-0-1 | | 0-4-0 | | |
| 0-4-1 | 0-0-0 | 0-0- | | AWAY | | 0-1-0 | | 0-2-0 | | 0-1-1 | | |
| 0-1-0 | 0-0-0 | 0-0-0 | | NEUTRAL | | 0-0-0 | | 0-0-0 | | 0-1-0 | | |
| 3-1-3 | 0-0-0 | 0-0-0 | | CONFERENCE | | 0-0-0 | | 1-0-0 | | 2-1-3 | | |
| 3-0-1 | 0-0-0 | 0-0-0 | | HOME | | 0-0-0 | | 1-0-0 | | 2-0-1 | | |
| 0-1-2 | 0-0-0 | 0-0-0 | | AWAY | | 0-0-0 | | 0-0-0 | | 0-1-2 | | |
| 0-0-0 | 0-0-0 | 0-0-0 | | NEUTRAL | | 0-0-0 | | 0-0-0 | | 0-0-0 | | |
| RPI | S | Opponent | Score | RPI | S | Opponent | Score | RPI | S | Opponent | Score | |
| | | | | | | | | | | | | |
| | | | | | | 89 A | St. John's (NY) 0 3 | | | 108 A | Cincinnati 0 5 | |
| | | | | | | | | | | 117 H | Bucknell 1 1 | |
| | | | | | | | | | | 137 A | UNLV 0 3 | |
| | | | | | | | | | | 148 H | Central Conn. St. 1 0 | |
| | | | | | | | | | | 162 N | Kent St. 0 1 | |
| | | | | | | | | | | 166 A | Penn 1 1 | |
| | | | | | | | | | | 179 H | Delaware 0 1 | |
| | | | | | | | | | | 217 H | Duquesne 0 2 | |
| | | | | | | | | | | 221 H | Longwood 1 3 | |
| | | | | | | | | | | 234 H | Wagner 1 0 | |
| | | | | | | | | | | 240 A | Sacred Heart 2 2 | |
| | | | | | | | | | | 250 H | Oakland 1 4 | |
| | | | | | | | | | | 251 A | Wright St. 1 2 | |
| | | | | | | | | | | 289 A | Bryant 0 1 | |
| | | | | | | | | | | 291 A | Robert Morris 0 0 | |
| | | | | | | | | | | 305 H | LIU Brooklyn 1 1 | |
| | | | | | | | | | | 321 H | Mt. St. Mary's 4 0 | |
| LAST 10 GAMES | | | | | | | | | | | | |
| | | | | | | | | | | | | |
| | | | | | | 291 A | Robert Morris 0 0 | | | 148 H | Central Conn. St. 1 0 | |
| | | | | | | 321 H | Mt. St. Mary's 4 0 | | | 234 H | Wagner 1 0 | |
| | | | | | | 305 H | LIU Brooklyn 1 1 | | | 117 H | Bucknell 1 1 | |
| | | | | | | 240 A | Sacred Heart 2 2 | | | 250 H | Oakland 1 4 | |
| | | | | | | 289 A | Bryant 0 1 | | | 217 H | Duquesne 0 2 | |

Non-Div. I Games:

Saint Francis (PA)

| | | | | | | | | | | | |
|-------------------|----------|-----------------|-------------------|------------------|----------------------|---------------------------|-----------------|---------|-----------|--------------------|-------|
| Average RPI Win: | 319 | WON-LOST RECORD | WINNING PCT. RANK | LAST 10 GAMES | STRENGTH OF SCHEDULE | OPP. STRENGTH OF SCHEDULE | TEAM RPI | ADJ RPI | CONF. RPI | ADJ CONF. RPI | |
| Average RPI Loss: | 208 | | | | | | | | | | |
| DIV. I ONLY | 9-9-0 | .5 | 157 | 6-4-0 | 326 | 323 | 294 | .40727 | 293 | 31 | 31 |
| DIV. I NON-CONF. | 3-6-0 | .33333 | 251 | 0-1-0 | 263 | 284 | 279 | .41043 | 280 | 32 | 31 |
| <hr/> | | | | | | | | | | | |
| TOTALS | RPI 1-25 | RPI 26-50 | | W-L RECORDS | RPI 51-100 | | RPI 101-150 | | RPI 150+ | | |
| 9-9-0 | 0-0-0 | 0-1-0 | | OVERALL | 0-2-0 | | 0-0-0 | | 9-6-0 | | |
| 5-1-0 | 0-0-0 | 0-0-0 | | HOME | 0-0-0 | | 0-0-0 | | 5-1-0 | | |
| 4-8-0 | 0-0-0 | 0-1-0 | | AWAY | 0-2-0 | | 0-0-0 | | 4-5-0 | | |
| 0-0-0 | 0-0-0 | 0-0-0 | | NEUTRAL | 0-0-0 | | 0-0-0 | | 0-0-0 | | |
| <hr/> | | | | | | | | | | | |
| 3-6-0 | 0-0-0 | 0-1-0 | | NON-CONFERENCE | 0-2-0 | | 0-0-0 | | 3-3-0 | | |
| 1-1-0 | 0-0-0 | 0-0-0 | | HOME | 0-0-0 | | 0-0-0 | | 1-1-0 | | |
| 2-5-0 | 0-0-0 | 0-0- | | AWAY | 0-2-0 | | 0-0-0 | | 2-2-0 | | |
| 0-0-0 | 0-0-0 | 0-0-0 | | NEUTRAL | 0-0-0 | | 0-0-0 | | 0-0-0 | | |
| <hr/> | | | | | | | | | | | |
| 6-3-0 | 0-0-0 | 0-0-0 | | CONFERENCE | 0-0-0 | | 0-0-0 | | 6-3-0 | | |
| 4-0-0 | 0-0-0 | 0-0-0 | | HOME | 0-0-0 | | 0-0-0 | | 4-0-0 | | |
| 2-3-0 | 0-0-0 | 0-0-0 | | AWAY | 0-0-0 | | 0-0-0 | | 2-3-0 | | |
| 0-0-0 | 0-0-0 | 0-0-0 | | NEUTRAL | 0-0-0 | | 0-0-0 | | 0-0-0 | | |
| <hr/> | | | | | | | | | | | |
| RPI S | Opponent | Score | RPI S | Opponent | Score | RPI S | Opponent | Score | RPI S | Opponent | Score |
| | | | 49 A | Alabama | 0 8 | 84 A | Ga. Southern | 0 3 | 192 H | Jacksonville St. | 0 3 |
| | | | | | | 92 A | Troy | 0 6 | 254 A | Col. of Charleston | 0 4 |
| | | | | | | | | | 283 A | UNC Asheville | 1 0 |
| | | | | | | | | | 286 A | Presbyterian | 1 5 |
| | | | | | | | | | 298 A | Howard | 2 3 |
| | | | | | | | | | 302 A | Prairie View | 1 5 |
| | | | | | | | | | 314 A | Jackson St. | 2 1 |
| | | | | | | | | | 315 A | Texas Southern | 1 2 |
| | | | | | | | | | 316 A | Southern U. | 2 0 |
| | | | | | | | | | 319 H | USC Upstate | 1 0 |
| | | | | | | | | | 322 H | Mississippi Val. | 3 1 |
| | | | | | | | | | 328 H | Grambling | 4 0 |
| | | | | | | | | | 330 H | Ark.-Pine Bluff | 7 0 |
| | | | | | | | | | 331 A | South Carolina St. | 1 0 |
| | | | | | | | | | 332 H | Alcorn | 8 1 |
| <hr/> | | | | | | | | | | | |
| | | | LAST 10 GAMES | | | | | | | | |
| | | | 332 H | Alcorn | 8 1 | 330 H | Ark.-Pine Bluff | 7 0 | | | |
| | | | 322 H | Mississippi Val. | 3 1 | 298 A | Howard | 2 3 | | | |
| | | | 316 A | Southern U. | 2 0 | 315 A | Texas Southern | 1 2 | | | |
| | | | 314 A | Jackson St. | 2 1 | 302 A | Prairie View | 1 5 | | | |
| | | | 328 H | Grambling | 4 0 | 49 A | Alabama | 0 8 | | | |

Non-Div. I Games:

Alabama St.

| Average RPI Win: 274 | | WON-LOST | WINNING | LAST 10 | STRENGTH OF | | OPP. STRENGTH | TEAM | ADJ | | CONF. | ADJ CONF. | |
|-----------------------|----------|----------|-----------|----------------|-------------|-------|---------------|-------|-------------|-------------------|----------|-----------|----|
| Average RPI Loss: 164 | | RECORD | PCT. RANK | GAMES | SCHEDULE | | OF SCHEDULE | RPI | RPI | RPI | RPI | | |
| DIV. I ONLY | | 4-14-0 | .22222 | 298 | 2-8-0 | | 218 | 224 | 292 | .40712 | 294 | 15 | 15 |
| DIV. I NON-CONF. | | 3-6-0 | .33333 | 251 | 1-0-0 | | 314 | 268 | 308 | .38047 | 307 | 17 | 17 |
| TOTALS | | RPI 1-25 | RPI 26-50 | | W-L RECORDS | | RPI 51-100 | | RPI 101-150 | | RPI 150+ | | |
| 4-14-0 | 0-0-0 | 0-0-0 | | OVERALL | | 0-4-0 | | 0-1-0 | | 4-9-0 | | | |
| 2-8-0 | 0-0-0 | 0-0-0 | | HOME | | 0-3-0 | | 0-1-0 | | 2-4-0 | | | |
| 2-6-0 | 0-0-0 | 0-0-0 | | AWAY | | 0-1-0 | | 0-0-0 | | 2-5-0 | | | |
| 0-0-0 | 0-0-0 | 0-0-0 | | NEUTRAL | | 0-0-0 | | 0-0-0 | | 0-0-0 | | | |
| 3-6-0 | 0-0-0 | 0-0-0 | | NON-CONFERENCE | | 0-1-0 | | 0-0-0 | | 3-5-0 | | | |
| 2-4-0 | 0-0-0 | 0-0-0 | | HOME | | 0-1-0 | | 0-0-0 | | 2-3-0 | | | |
| 1-2-0 | 0-0-0 | 0-0- | | AWAY | | 0-0-0 | | 0-0-0 | | 1-2-0 | | | |
| 0-0-0 | 0-0-0 | 0-0-0 | | NEUTRAL | | 0-0-0 | | 0-0-0 | | 0-0-0 | | | |
| 1-8-0 | 0-0-0 | 0-0-0 | | CONFERENCE | | 0-3-0 | | 0-1-0 | | 1-4-0 | | | |
| 0-4-0 | 0-0-0 | 0-0-0 | | HOME | | 0-2-0 | | 0-1-0 | | 0-1-0 | | | |
| 1-4-0 | 0-0-0 | 0-0-0 | | AWAY | | 0-1-0 | | 0-0-0 | | 1-3-0 | | | |
| 0-0-0 | 0-0-0 | 0-0-0 | | NEUTRAL | | 0-0-0 | | 0-0-0 | | 0-0-0 | | | |
| RPI S | Opponent | Score | RPI S | Opponent | Score | RPI S | Opponent | Score | RPI S | Opponent | Score | | |
| | | | | | | 78 H | Tulsa | 0 1 | 114 H | Texas St. | 1 2 | | |
| | | | | | | 81 H | South Ala. | 1 4 | 163 H | Appalachian St. | 0 1 | | |
| | | | | | | 84 A | Ga. Southern | 0 2 | 167 A | La.-Lafayette | 2 4 | | |
| | | | | | | 92 H | Troy | 0 3 | 169 H | Southeast Mo. St. | 0 3 | | |
| | | | | | | | | | 193 A | Georgia St. | 2 5 | | |
| | | | | | | | | | 195 A | Missouri St. | 0 3 | | |
| | | | | | | | | | 203 A | UALR | 1 2 | | |
| | | | | | | | | | 206 A | Murray St. | 3 2 | | |
| | | | | | | | | | 232 H | Mississippi St. | 0 5 | | |
| | | | | | | | | | 238 A | La.-Monroe | 1 0 | | |
| | | | | | | | | | 256 A | Southern Miss. | 0 1 | | |
| | | | | | | | | | 264 H | Central Ark. | 1 2 | | |
| | | | | | | | | | 322 H | Mississippi Val. | 5 1 | | |
| | | | | | | | | | 330 H | Ark.-Pine Bluff | 8 0 | | |
| LAST 10 GAMES | | | | | | | | | | | | | |
| | | | | | | 92 H | Troy | 0 3 | 193 A | Georgia St. | 2 5 | | |
| | | | | | | 81 H | South Ala. | 1 4 | 84 A | Ga. Southern | 0 2 | | |
| | | | | | | 203 A | UALR | 1 2 | 163 H | Appalachian St. | 0 1 | | |
| | | | | | | 167 A | La.-Lafayette | 2 4 | 114 H | Texas St. | 1 2 | | |
| | | | | | | 238 A | La.-Monroe | 1 0 | 330 H | Ark.-Pine Bluff | 8 0 | | |

Non-Div. I Games:

Arkansas St.

| Average RPI Win: | 316 | WON-LOST RECORD | WINNING PCT. RANK | LAST 10 GAMES | STRENGTH OF SCHEDULE | OPP. STRENGTH OF SCHEDULE | TEAM RPI | ADJ RPI | CONF. RPI | ADJ CONF. RPI | | |
|------------------|----------|-----------------|-------------------|----------------|----------------------|---------------------------|----------|-------------|-----------|-------------------------|-------|----|
| DIV. I ONLY | | 6-7-3 | .46875 | 196 | 2-6-1 | 319 | 320 | 295 | .40698 | 295 | 28 | 28 |
| DIV. I NON-CONF. | | 4-1-2 | .71429 | 56 | 0-0-0 | 319 | 332 | 235 | .4519 | 237 | 25 | 25 |
| <hr/> | | | | | | | | | | | | |
| TOTALS | RPI 1-25 | RPI 26-50 | | W-L RECORDS | | RPI 51-100 | | RPI 101-150 | | RPI 150+ | | |
| 6-7-3 | 0-0-0 | 0-0-0 | | OVERALL | | 0-0-0 | | 0-4-0 | | 6-3-3 | | |
| 2-3-0 | 0-0-0 | 0-0-0 | | HOME | | 0-0-0 | | 0-3-0 | | 2-0-0 | | |
| 4-3-3 | 0-0-0 | 0-0-0 | | AWAY | | 0-0-0 | | 0-1-0 | | 4-2-3 | | |
| 0-1-0 | 0-0-0 | 0-0-0 | | NEUTRAL | | 0-0-0 | | 0-0-0 | | 0-1-0 | | |
| 4-1-2 | 0-0-0 | 0-0-0 | | NON-CONFERENCE | | 0-0-0 | | 0-0-0 | | 4-1-2 | | |
| 0-0-0 | 0-0-0 | 0-0-0 | | HOME | | 0-0-0 | | 0-0-0 | | 0-0-0 | | |
| 4-0-2 | 0-0-0 | 0-0- | | AWAY | | 0-0-0 | | 0-0-0 | | 4-0-2 | | |
| 0-1-0 | 0-0-0 | 0-0-0 | | NEUTRAL | | 0-0-0 | | 0-0-0 | | 0-1-0 | | |
| 2-6-1 | 0-0-0 | 0-0-0 | | CONFERENCE | | 0-0-0 | | 0-4-0 | | 2-2-1 | | |
| 2-3-0 | 0-0-0 | 0-0-0 | | HOME | | 0-0-0 | | 0-3-0 | | 2-0-0 | | |
| 0-3-1 | 0-0-0 | 0-0-0 | | AWAY | | 0-0-0 | | 0-1-0 | | 0-2-1 | | |
| 0-0-0 | 0-0-0 | 0-0-0 | | NEUTRAL | | 0-0-0 | | 0-0-0 | | 0-0-0 | | |
| RPI | S | Opponent | Score | RPI | S | Opponent | Score | RPI | S | Opponent | Score | |
| | | | | | | | | | | 102 H Utah Valley | 0 | 5 |
| | | | | | | | | | | 124 H Seattle | 0 | 4 |
| | | | | | | | | | | 139 A UMKC | 0 | 6 |
| | | | | | | | | | | 139 H UMKC | 1 | 2 |
| | | | | | | | | | | 208 N Abilene Christian | 1 | 5 |
| | | | | | | | | | | 211 A Grand Canyon | 1 | 4 |
| | | | | | | | | | | 277 A Bakersfield | 2 | 4 |
| | | | | | | | | | | 302 A Prairie View | 3 | 1 |
| | | | | | | | | | | 309 H New Mexico St. | 3 | 1 |
| | | | | | | | | | | 313 A Incarnate Word | 2 | 1 |
| | | | | | | | | | | 314 A Jackson St. | 1 | 1 |
| | | | | | | | | | | 315 A Texas Southern | 0 | 0 |
| | | | | | | | | | | 316 A Southern U. | 2 | 0 |
| | | | | | | | | | | 328 A Grambling | 4 | 0 |
| | | | | | | | | | | 329 A Chicago St. | 1 | 1 |
| | | | | | | | | | | 329 H Chicago St. | 3 | 0 |
| <hr/> | | | | | | | | | | | | |
| LAST 10 GAMES | | | | | | | | | | | | |
| | | | | | | | | | | 211 A Grand Canyon | 1 | 4 |
| | | | | | | | | | | 277 A Bakersfield | 2 | 4 |
| | | | | | | | | | | 124 H Seattle | 0 | 4 |
| | | | | | | | | | | 102 H Utah Valley | 0 | 5 |
| | | | | | | | | | | 139 H UMKC | 1 | 2 |
| | | | | | | | | | | 329 H Chicago St. | 3 | 0 |
| | | | | | | | | | | 139 A UMKC | 0 | 6 |
| | | | | | | | | | | 329 A Chicago St. | 1 | 1 |
| | | | | | | | | | | 309 H New Mexico St. | 3 | 1 |
| | | | | | | | | | | 315 A Texas Southern | 0 | 0 |

Non-Div. I Games: Our Lady Of The Lake 1 0 Huston-Tillotson 2 1 Tex. A&M Int'l 0 0 Tex.-Pan American

| Average RPI Win: 283 | | WON-LOST RECORD | | WINNING PCT. RANK | | LAST 10 GAMES | | STRENGTH OF SCHEDULE | | OPP. STRENGTH OF SCHEDULE | | TEAM RPI | | ADJ RPI | | CONF. RPI | | ADJ CONF. RPI | |
|----------------------|----------|-----------------|--|-------------------|----------|----------------|-------------------|----------------------|----------|---------------------------|-------------------|----------|----------|------------|--|-----------|--|---------------|--|
| DIV. I ONLY | | 4-13-1 | | .25 291 | | 2-7-1 | | 243 | | 268 | | 297 | | .40654 296 | | 23 | | 23 | |
| DIV. I NON-CONF. | | 2-7-0 | | .22222 287 | | 0-1-0 | | 196 | | 292 | | 281 | | .40829 281 | | 21 | | 22 | |
| TOTALS | | RPI 1-25 | | RPI 26-50 | | W-L RECORDS | | RPI 51-100 | | RPI 101-150 | | RPI 150+ | | | | | | | |
| 4-13-1 | | 0-0-0 | | 0-0-0 | | OVERALL | | 0-0-0 | | 0-4-0 | | 4-9-1 | | | | | | | |
| 3-4-0 | | 0-0-0 | | 0-0-0 | | HOME | | 0-0-0 | | 0-1-0 | | 3-3-0 | | | | | | | |
| 1-9-1 | | 0-0-0 | | 0-0-0 | | AWAY | | 0-0-0 | | 0-3-0 | | 1-6-1 | | | | | | | |
| 0-0-0 | | 0-0-0 | | 0-0-0 | | NEUTRAL | | 0-0-0 | | 0-0-0 | | 0-0-0 | | | | | | | |
| 2-7-0 | | 0-0-0 | | 0-0-0 | | NON-CONFERENCE | | 0-0-0 | | 0-3-0 | | 2-4-0 | | | | | | | |
| 1-2-0 | | 0-0-0 | | 0-0-0 | | HOME | | 0-0-0 | | 0-1-0 | | 1-1-0 | | | | | | | |
| 1-5-0 | | 0-0-0 | | 0-0- | | AWAY | | 0-0-0 | | 0-2-0 | | 1-3-0 | | | | | | | |
| 0-0-0 | | 0-0-0 | | 0-0-0 | | NEUTRAL | | 0-0-0 | | 0-0-0 | | 0-0-0 | | | | | | | |
| 2-6-1 | | 0-0-0 | | 0-0-0 | | CONFERENCE | | 0-0-0 | | 0-1-0 | | 2-5-1 | | | | | | | |
| 2-2-0 | | 0-0-0 | | 0-0-0 | | HOME | | 0-0-0 | | 0-0-0 | | 2-2-0 | | | | | | | |
| 0-4-1 | | 0-0-0 | | 0-0-0 | | AWAY | | 0-0-0 | | 0-1-0 | | 0-3-1 | | | | | | | |
| 0-0-0 | | 0-0-0 | | 0-0-0 | | NEUTRAL | | 0-0-0 | | 0-0-0 | | 0-0-0 | | | | | | | |
| RPI S | Opponent | Score | | RPI S | Opponent | Score | | RPI S | Opponent | Score | | RPI S | Opponent | Score | | | | | |
| | | | | | | | | | | 108 A | Cincinnati | 0 | 9 | | | | | | |
| | | | | | | | | | | 110 A | UT Martin | 0 | 4 | | | | | | |
| | | | | | | | | | | 116 A | Evansville | 0 | 1 | | | | | | |
| | | | | | | | | | | 131 H | Marshall | 1 | 3 | | | | | | |
| | | | | | | | | | | 162 A | Kent St. | 0 | 3 | | | | | | |
| | | | | | | | | | | 169 A | Southeast Mo. St. | 0 | 1 | | | | | | |
| | | | | | | | | | | 183 H | SIUE | 1 | 3 | | | | | | |
| | | | | | | | | | | 192 H | Jacksonville St. | 1 | 2 | | | | | | |
| | | | | | | | | | | 196 A | Belmont | 0 | 0 | | | | | | |
| | | | | | | | | | | 197 A | Western Caro. | 1 | 0 | | | | | | |
| | | | | | | | | | | 206 A | Murray St. | 0 | 2 | | | | | | |
| | | | | | | | | | | 242 A | Cleveland St. | 0 | 4 | | | | | | |
| | | | | | | | | | | 253 A | Ohio | 0 | 2 | | | | | | |
| | | | | | | | | | | 278 A | Austin Peay | 1 | 3 | | | | | | |
| | | | | | | | | | | 283 H | UNC Asheville | 1 | 2 | | | | | | |
| | | | | | | | | | | 299 H | Tennessee Tech | 2 | 1 | | | | | | |
| | | | | | | | | | | 312 H | Eastern Ill. | 2 | 1 | | | | | | |
| | | | | | | | | | | 324 H | Alabama A&M | 7 | 0 | | | | | | |
| LAST 10 GAMES | | | | | | | | | | | | | | | | | | | |
| | | | | | | 312 H | Eastern Ill. | 2 | 1 | 192 H | Jacksonville St. | 1 | 2 | | | | | | |
| | | | | | | 183 H | SIUE | 1 | 3 | 299 H | Tennessee Tech | 2 | 1 | | | | | | |
| | | | | | | 169 A | Southeast Mo. St. | 0 | 1 | 196 A | Belmont | 0 | 0 | | | | | | |
| | | | | | | 206 A | Murray St. | 0 | 2 | 278 A | Austin Peay | 1 | 3 | | | | | | |
| | | | | | | 110 A | UT Martin | 0 | 4 | 162 A | Kent St. | 0 | 3 | | | | | | |

Non-Div. I Games:

Eastern Ky.

| Average RPI Win: 309 | | WON-LOST RECORD | | WINNING PCT. RANK | | LAST 10 GAMES | | STRENGTH OF SCHEDULE | | OPP. STRENGTH OF SCHEDULE | | TEAM RPI | | ADJ RPI | | CONF. RPI | | ADJ CONF. RPI | |
|----------------------|---|-----------------|--|-------------------|--|----------------|---|----------------------|--|---------------------------|--|----------|---|---------------------|--|-----------|--|---------------|--|
| DIV. I ONLY | | 2-13-1 | | .15625 321 | | 0-9-1 | | 178 | | 171 | | 298 | | .40615 297 | | 7 7 | | | |
| DIV. I NON-CONF. | | 2-7-1 | | .25 279 | | 0-3-1 | | 233 | | 236 | | 283 | | .40681 283 | | 7 7 | | | |
| TOTALS | | RPI 1-25 | | RPI 26-50 | | W-L RECORDS | | RPI 51-100 | | RPI 101-150 | | RPI 150+ | | | | | | | |
| 2-13-1 | | 0-2-0 | | 0-0-0 | | OVERALL | | 0-3-0 | | 0-1-0 | | 2-7-1 | | | | | | | |
| 2-7-0 | | 0-1-0 | | 0-0-0 | | HOME | | 0-0-0 | | 0-0-0 | | 2-6-0 | | | | | | | |
| 0-6-1 | | 0-1-0 | | 0-0-0 | | AWAY | | 0-3-0 | | 0-1-0 | | 0-1-1 | | | | | | | |
| 0-0-0 | | 0-0-0 | | 0-0-0 | | NEUTRAL | | 0-0-0 | | 0-0-0 | | 0-0-0 | | | | | | | |
| 2-7-1 | | 0-1-0 | | 0-0-0 | | NON-CONFERENCE | | 0-1-0 | | 0-0-0 | | 2-5-1 | | | | | | | |
| 2-4-0 | | 0-0-0 | | 0-0-0 | | HOME | | 0-0-0 | | 0-0-0 | | 2-4-0 | | | | | | | |
| 0-3-1 | | 0-1-0 | | 0-0- | | AWAY | | 0-1-0 | | 0-0-0 | | 0-1-1 | | | | | | | |
| 0-0-0 | | 0-0-0 | | 0-0-0 | | NEUTRAL | | 0-0-0 | | 0-0-0 | | 0-0-0 | | | | | | | |
| 0-6-0 | | 0-1-0 | | 0-0-0 | | CONFERENCE | | 0-2-0 | | 0-1-0 | | 0-2-0 | | | | | | | |
| 0-3-0 | | 0-1-0 | | 0-0-0 | | HOME | | 0-0-0 | | 0-0-0 | | 0-2-0 | | | | | | | |
| 0-3-0 | | 0-0-0 | | 0-0-0 | | AWAY | | 0-2-0 | | 0-1-0 | | 0-0-0 | | | | | | | |
| 0-0-0 | | 0-0-0 | | 0-0-0 | | NEUTRAL | | 0-0-0 | | 0-0-0 | | 0-0-0 | | | | | | | |
| RPI | S | Opponent | | Score | | RPI | S | Opponent | | Score | | RPI | S | Opponent | | Score | | | |
| 18 | H | Pepperdine | | 0 5 | | | | | | | | 140 | A | Gonzaga | | 0 1 | | | |
| 19 | A | California | | 0 3 | | | | | | | | 61 | A | Southern California | | 0 3 | | | |
| | | | | | | | | | | | | 100 | A | Portland | | 0 3 | | | |
| | | | | | | | | | | | | | | | | | | | |
| | | | | | | | | | | | | | | | | | | | |
| | | | | | | | | | | | | | | | | | | | |
| | | | | | | | | | | | | | | | | | | | |
| | | | | | | | | | | | | | | | | | | | |
| | | | | | | | | | | | | | | | | | | | |
| | | | | | | | | | | | | | | | | | | | |
| | | | | | | | | | | | | | | | | | | | |
| | | | | | | | | | | | | | | | | | | | |
| | | | | | | | | | | | | | | | | | | | |
| | | | | | | | | | | | | | | | | | | | |
| | | | | | | | | | | | | | | | | | | | |
| | | | | | | | | | | | | | | | | | | | |
| | | | | | | | | | | | | | | | | | | | |
| | | | | | | | | | | | | | | | | | | | |
| | | | | | | | | | | | | | | | | | | | |
| | | | | | | | | | | | | | | | | | | | |
| | | | | | | | | | | | | | | | | | | | |
| | | | | | | | | | | | | | | | | | | | |
| | | | | | | | | | | | | | | | | | | | |
| | | | | | | | | | | | | | | | | | | | |
| | | | | | | | | | | | | | | | | | | | |
| | | | | | | | | | | | | | | | | | | | |
| | | | | | | | | | | | | | | | | | | | |
| | | | | | | | | | | | | | | | | | | | |
| | | | | | | | | | | | | | | | | | | | |
| | | | | | | | | | | | | | | | | | | | |
| | | | | | | | | | | | | | | | | | | | |
| | | | | | | | | | | | | | | | | | | | |
| | | | | | | | | | | | | | | | | | | | |
| | | | | | | | | | | | | | | | | | | | |
| | | | | | | | | | | | | | | | | | | | |
| | | | | | | | | | | | | | | | | | | | |
| | | | | | | | | | | | | | | | | | | | |
| | | | | | | | | | | | | | | | | | | | |
| | | | | | | | | | | | | | | | | | | | |
| | | | | | | | | | | | | | | | | | | | |

| Average RPI Win: | 315 | WON-LOST | WINNING | LAST 10 | STRENGTH OF | OPP. STRENGTH | TEAM | ADJ | CONF. | ADJ CONF. | |
|-------------------|----------|-----------|-----------|----------------|-------------|-----------------|-------|-------------|-------|------------------|-------|
| Average RPI Loss: | 238 | RECORD | PCT. RANK | GAMES | SCHEDULE | OF SCHEDULE | RPI | RPI | RPI | RPI | |
| DIV. I ONLY | 10-8-1 | .55263 | 136 | 9-1-0 | 330 | 322 | 293 | .40464 | 298 | 31 | 31 |
| DIV. I NON-CONF. | 1-7-1 | .16667 | 300 | 0-0-0 | 309 | 283 | 321 | .3405 | 320 | 32 | 31 |
| <hr/> | | | | | | | | | | | |
| TOTALS | RPI 1-25 | RPI 26-50 | | W-L RECORDS | | RPI 51-100 | | RPI 101-150 | | RPI 150+ | |
| 10-8-1 | 0-0-0 | 0-0-0 | | OVERALL | | 0-0-0 | | 0-2-0 | | 10-6-1 | |
| 4-4-1 | 0-0-0 | 0-0-0 | | HOME | | 0-0-0 | | 0-2-0 | | 4-2-1 | |
| 6-4-0 | 0-0-0 | 0-0-0 | | AWAY | | 0-0-0 | | 0-0-0 | | 6-4-0 | |
| 0-0-0 | 0-0-0 | 0-0-0 | | NEUTRAL | | 0-0-0 | | 0-0-0 | | 0-0-0 | |
| 1-7-1 | 0-0-0 | 0-0-0 | | NON-CONFERENCE | | 0-0-0 | | 0-2-0 | | 1-5-1 | |
| 0-4-1 | 0-0-0 | 0-0-0 | | HOME | | 0-0-0 | | 0-2-0 | | 0-2-1 | |
| 1-3-0 | 0-0-0 | 0-0- | | AWAY | | 0-0-0 | | 0-0-0 | | 1-3-0 | |
| 0-0-0 | 0-0-0 | 0-0-0 | | NEUTRAL | | 0-0-0 | | 0-0-0 | | 0-0-0 | |
| 9-1-0 | 0-0-0 | 0-0-0 | | CONFERENCE | | 0-0-0 | | 0-0-0 | | 9-1-0 | |
| 4-0-0 | 0-0-0 | 0-0-0 | | HOME | | 0-0-0 | | 0-0-0 | | 4-0-0 | |
| 5-1-0 | 0-0-0 | 0-0-0 | | AWAY | | 0-0-0 | | 0-0-0 | | 5-1-0 | |
| 0-0-0 | 0-0-0 | 0-0-0 | | NEUTRAL | | 0-0-0 | | 0-0-0 | | 0-0-0 | |
| RPI | S | Opponent | Score | RPI | S | Opponent | Score | RPI | S | Opponent | Score |
| | | | | | | | | 142 | H | East Tenn. St. | 3 4 |
| | | | | | | | | 143 | H | UMBC | 0 1 |
| | | | | | | | | 157 | H | Loyola Maryland | 0 1 |
| | | | | | | | | 221 | H | Longwood | 0 1 |
| | | | | | | | | 244 | H | Radford | 1 1 |
| | | | | | | | | 287 | A | American | 0 3 |
| | | | | | | | | 291 | A | Robert Morris | 2 1 |
| | | | | | | | | 293 | H | Alabama St. | 3 2 |
| | | | | | | | | 302 | A | Prairie View | 1 0 |
| | | | | | | | | 314 | A | Jackson St. | 1 0 |
| | | | | | | | | 315 | A | Texas Southern | 3 0 |
| | | | | | | | | 316 | A | Southern U. | 0 1 |
| | | | | | | | | 317 | A | VMI | 1 2 |
| | | | | | | | | 321 | A | Mt. St. Mary's | 1 3 |
| | | | | | | | | 322 | A | Mississippi Val. | 3 1 |
| | | | | | | | | 324 | H | Alabama A&M | 1 0 |
| | | | | | | | | 328 | H | Grambling | 3 2 |
| | | | | | | | | 330 | H | Ark.-Pine Bluff | 6 0 |
| | | | | | | | | 332 | A | Alcorn | 2 0 |
| | | | | LAST 10 GAMES | | | | | | | |
| | | | | 330 | H | Ark.-Pine Bluff | 6 0 | 314 | A | Jackson St. | 1 0 |
| | | | | 328 | H | Grambling | 3 2 | 293 | H | Alabama St. | 3 2 |
| | | | | 315 | A | Texas Southern | 3 0 | 324 | H | Alabama A&M | 1 0 |
| | | | | 302 | A | Prairie View | 1 0 | 322 | A | Mississippi Val. | 3 1 |
| | | | | 316 | A | Southern U. | 0 1 | 332 | A | Alcorn | 2 0 |

Non-Div. I Games:

Howard

| Average RPI Win: 260 | | WON-LOST | WINNING | LAST 10 | STRENGTH OF | | OPP. STRENGTH | TEAM | ADJ | | CONF. | ADJ CONF. | | | |
|-----------------------|---|----------|-----------|-----------|-------------|----------------|---------------|------------|-----|-------------|-------|-----------|----|----------|-------|
| Average RPI Loss: 173 | | RECORD | PCT. RANK | GAMES | SCHEDULE | | OF SCHEDULE | RPI | RPI | | RPI | RPI | | | |
| DIV. I ONLY | | 2-14-2 | .16667 | 318 | 0-8-2 | | 158 | 281 | 300 | .40416 | 299 | 23 | 23 | | |
| DIV. I NON-CONF. | | 2-7-0 | .22222 | 287 | 0-1-0 | | 85 | 291 | 250 | .4408 | 250 | 21 | 22 | | |
| <hr/> | | | | | | | | | | | | | | | |
| TOTALS | | RPI 1-25 | | RPI 26-50 | | W-L RECORDS | | RPI 51-100 | | RPI 101-150 | | RPI 150+ | | | |
| 2-14-2 | | 0-0-0 | | 0-0-0 | | OVERALL | | 0-2-0 | | 0-3-0 | | 2-9-2 | | | |
| 1-5-1 | | 0-0-0 | | 0-0-0 | | HOME | | 0-0-0 | | 0-1-0 | | 1-4-1 | | | |
| 1-8-1 | | 0-0-0 | | 0-0-0 | | AWAY | | 0-1-0 | | 0-2-0 | | 1-5-1 | | | |
| 0-1-0 | | 0-0-0 | | 0-0-0 | | NEUTRAL | | 0-1-0 | | 0-0-0 | | 0-0-0 | | | |
| <hr/> | | | | | | | | | | | | | | | |
| 2-7-0 | | 0-0-0 | | 0-0-0 | | NON-CONFERENCE | | 0-2-0 | | 0-2-0 | | 2-3-0 | | | |
| 1-2-0 | | 0-0-0 | | 0-0-0 | | HOME | | 0-0-0 | | 0-1-0 | | 1-1-0 | | | |
| 1-4-0 | | 0-0-0 | | 0-0- | | AWAY | | 0-1-0 | | 0-1-0 | | 1-2-0 | | | |
| 0-1-0 | | 0-0-0 | | 0-0-0 | | NEUTRAL | | 0-1-0 | | 0-0-0 | | 0-0-0 | | | |
| <hr/> | | | | | | | | | | | | | | | |
| 0-7-2 | | 0-0-0 | | 0-0-0 | | CONFERENCE | | 0-0-0 | | 0-1-0 | | 0-6-2 | | | |
| 0-3-1 | | 0-0-0 | | 0-0-0 | | HOME | | 0-0-0 | | 0-0-0 | | 0-3-1 | | | |
| 0-4-1 | | 0-0-0 | | 0-0-0 | | AWAY | | 0-0-0 | | 0-1-0 | | 0-3-1 | | | |
| 0-0-0 | | 0-0-0 | | 0-0-0 | | NEUTRAL | | 0-0-0 | | 0-0-0 | | 0-0-0 | | | |
| <hr/> | | | | | | | | | | | | | | | |
| RPI | S | Opponent | Score | RPI | S | Opponent | Score | RPI | S | Opponent | Score | RPI | S | Opponent | Score |
| | | | | | | | | | | | | | | | |
| | | | | | | | | | | | | | | | |
| | | | | | | | | | | | | | | | |
| | | | | | | | | | | | | | | | |
| | | | | | | | | | | | | | | | |
| | | | | | | | | | | | | | | | |
| | | | | | | | | | | | | | | | |
| | | | | | | | | | | | | | | | |
| | | | | | | | | | | | | | | | |
| | | | | | | | | | | | | | | | |
| | | | | | | | | | | | | | | | |
| | | | | | | | | | | | | | | | |
| | | | | | | | | | | | | | | | |
| | | | | | | | | | | | | | | | |
| | | | | | | | | | | | | | | | |
| | | | | | | | | | | | | | | | |
| | | | | | | | | | | | | | | | |
| | | | | | | | | | | | | | | | |
| | | | | | | | | | | | | | | | |
| | | | | | | | | | | | | | | | |
| | | | | | | | | | | | | | | | |
| | | | | | | | | | | | | | | | |
| | | | | | | | | | | | | | | | |
| | | | | | | | | | | | | | | | |
| | | | | | | | | | | | | | | | |
| | | | | | | | | | | | | | | | |
| | | | | | | | | | | | | | | | |
| | | | | | | | | | | | | | | | |
| | | | | | | | | | | | | | | | |
| | | | | | | | | | | | | | | | |
| | | | | | | | | | | | | | | | |
| | | | | | | | | | | | | | | | |
| | | | | | | | | | | | | | | | |
| | | | | | | | | | | | | | | | |
| | | | | | | | | | | | | | | | |
| | | | | | | | | | | | | | | | |
| | | | | | | | | | | | | | | | |
| | | | | | | | | | | | | | | | |
| | | | | | | | | | | | | | | | |
| | | | | | | | | | | | | | | | |
| | | | | | | | | | | | | | | | |
| | | | | | | | | | | | | | | | |
| | | | | | | | | | | | | | | | |
| | | | | | | | | | | | | | | | |
| | | | | | | | | | | | | | | | |
| | | | | | | | | | | | | | | | |
| | | | | | | | | | | | | | | | |
| | | | | | | | | | | | | | | | |
| | | | | | | | | | | | | | | | |
| | | | | | | | | | | | | | | | |
| | | | | | | | | | | | | | | | |
| | | | | | | | | | | | | | | | |
| | | | | | | | | | | | | | | | |
| | | | | | | | | | | | | | | | |
| | | | | | | | | | | | | | | | |
| | | | | | | | | | | | | | | | |
| | | | | | | | | | | | | | | | |

Non-Div. I Games:

Tennessee Tech

| Average RPI Win: 301 | | WON-LOST RECORD | WINNING PCT. RANK | | LAST 10 GAMES | STRENGTH OF SCHEDULE | OPP. STRENGTH OF SCHEDULE | TEAM RPI | ADJ RPI | CONF. RPI | ADJ CONF. RPI | |
|-----------------------|---|--------------------|----------------------|-----------|------------------|-------------------------|------------------------------|-------------|------------|---------------------|------------------|----------|
| Average RPI Loss: 176 | | | | | | | | | | | | |
| DIV. I ONLY | | 2-10-4 | .25 | 291 | 1-5-4 | 264 | 231 | 302 | .40408 | 300 | 26 | 26 |
| DIV. I NON-CONF. | | 1-5-1 | .21429 | 289 | 0-0-1 | 242 | 124 | 285 | .40561 | 285 | 26 | 26 |
| <hr/> | | | | | | | | | | | | |
| TOTALS | | RPI 1-25 | | RPI 26-50 | | W-L RECORDS | | RPI 51-100 | | RPI 101-150 | | RPI 150+ |
| 2-10-4 | | 0-0-0 | | 0-0-0 | | OVERALL | | 0-3-0 | | 0-1-0 | | 2-6-4 |
| 1-6-2 | | 0-0-0 | | 0-0-0 | | HOME | | 0-2-0 | | 0-1-0 | | 1-3-2 |
| 1-3-2 | | 0-0-0 | | 0-0-0 | | AWAY | | 0-1-0 | | 0-0-0 | | 1-2-2 |
| 0-1-0 | | 0-0-0 | | 0-0-0 | | NEUTRAL | | 0-0-0 | | 0-0-0 | | 0-1-0 |
| 1-5-1 | | 0-0-0 | | 0-0-0 | | NON-CONFERENCE | | 0-2-0 | | 0-0-0 | | 1-3-1 |
| 0-3-1 | | 0-0-0 | | 0-0-0 | | HOME | | 0-1-0 | | 0-0-0 | | 0-2-1 |
| 1-1-0 | | 0-0-0 | | 0-0- | | AWAY | | 0-1-0 | | 0-0-0 | | 1-0-0 |
| 0-1-0 | | 0-0-0 | | 0-0-0 | | NEUTRAL | | 0-0-0 | | 0-0-0 | | 0-1-0 |
| 1-5-3 | | 0-0-0 | | 0-0-0 | | CONFERENCE | | 0-1-0 | | 0-1-0 | | 1-3-3 |
| 1-3-1 | | 0-0-0 | | 0-0-0 | | HOME | | 0-1-0 | | 0-1-0 | | 1-1-1 |
| 0-2-2 | | 0-0-0 | | 0-0-0 | | AWAY | | 0-0-0 | | 0-0-0 | | 0-2-2 |
| 0-0-0 | | 0-0-0 | | 0-0-0 | | NEUTRAL | | 0-0-0 | | 0-0-0 | | 0-0-0 |
| RPI | S | Opponent | Score | RPI | S | Opponent | Score | RPI | S | Opponent | Score | |
| | | | | | | | | | | | | |
| | | | | | | 67 A Navy | 1 2 | | | 113 H Monmouth | 0 1 | |
| | | | | | | 80 H Providence | 0 1 | | | 165 A Rider | 2 2 | |
| | | | | | | 83 H Fairfield | 0 4 | | | 179 N Delaware | 0 1 | |
| | | | | | | | | | | 185 H Cornell | 0 1 | |
| | | | | | | | | | | 188 H Brown | 1 1 | |
| | | | | | | | | | | 212 A Manhattan | 1 2 | |
| | | | | | | | | | | 226 H Siena | 1 1 | |
| | | | | | | | | | | 227 H Seton Hall | 0 2 | |
| | | | | | | | | | | 276 A UMass Lowell | 2 1 | |
| | | | | | | | | | | 281 A Iona | 1 1 | |
| | | | | | | | | | | 306 H Canisius | 1 3 | |
| | | | | | | | | | | 311 A Quinnipiac | 1 2 | |
| | | | | | | | | | | 326 H Saint Peter's | 2 1 | |
| <hr/> | | | | | | | | | | | | |
| LAST 10 GAMES | | | | | | | | | | | | |
| | | | | | | 113 H Monmouth | 0 1 | | | 281 A Iona | 1 1 | |
| | | | | | | 306 H Canisius | 1 3 | | | 83 H Fairfield | 0 4 | |
| | | | | | | 326 H Saint Peter's | 2 1 | | | 226 H Siena | 1 1 | |
| | | | | | | 311 A Quinnipiac | 1 2 | | | 212 A Manhattan | 1 2 | |
| | | | | | | 188 H Brown | 1 1 | | | 165 A Rider | 2 2 | |

Non-Div. I Games:

Marist

| Average RPI Win: 272 | | WON-LOST RECORD | WINNING PCT. RANK | | LAST 10 GAMES | STRENGTH OF SCHEDULE | OPP. STRENGTH OF SCHEDULE | TEAM RPI | ADJ RPI | | CONF. RPI | ADJ CONF. RPI |
|-----------------------|---|--------------------|----------------------|-----------|------------------|-------------------------|------------------------------|-------------|------------|-------------|--------------------|------------------|
| Average RPI Loss: 214 | | | | | | | | | | | | |
| DIV. I ONLY | | 5-10-2 | .35294 | 255 | 3-5-2 | 308 | 272 | 299 | .40292 | 301 | 30 | 30 |
| DIV. I NON-CONF. | | 2-9-0 | .18182 | 297 | 0-4-0 | 295 | 259 | 317 | .35875 | 317 | 29 | 29 |
| <hr/> | | | | | | | | | | | | |
| TOTALS | | RPI 1-25 | | RPI 26-50 | | W-L RECORDS | | RPI 51-100 | | RPI 101-150 | | RPI 150+ |
| 5-10-2 | | 0-0-0 | | 0-0-0 | | OVERALL | | 0-0-0 | | 0-1-0 | | 5-9-2 |
| 4-2-1 | | 0-0-0 | | 0-0-0 | | HOME | | 0-0-0 | | 0-0-0 | | 4-2-1 |
| 1-7-1 | | 0-0-0 | | 0-0-0 | | AWAY | | 0-0-0 | | 0-1-0 | | 1-6-1 |
| 0-1-0 | | 0-0-0 | | 0-0-0 | | NEUTRAL | | 0-0-0 | | 0-0-0 | | 0-1-0 |
| 2-9-0 | | 0-0-0 | | 0-0-0 | | NON-CONFERENCE | | 0-0-0 | | 0-1-0 | | 2-8-0 |
| 2-1-0 | | 0-0-0 | | 0-0-0 | | HOME | | 0-0-0 | | 0-0-0 | | 2-1-0 |
| 0-7-0 | | 0-0-0 | | 0-0- | | AWAY | | 0-0-0 | | 0-1-0 | | 0-6-0 |
| 0-1-0 | | 0-0-0 | | 0-0-0 | | NEUTRAL | | 0-0-0 | | 0-0-0 | | 0-1-0 |
| 3-1-2 | | 0-0-0 | | 0-0-0 | | CONFERENCE | | 0-0-0 | | 0-0-0 | | 3-1-2 |
| 2-1-1 | | 0-0-0 | | 0-0-0 | | HOME | | 0-0-0 | | 0-0-0 | | 2-1-1 |
| 1-0-1 | | 0-0-0 | | 0-0-0 | | AWAY | | 0-0-0 | | 0-0-0 | | 1-0-1 |
| 0-0-0 | | 0-0-0 | | 0-0-0 | | NEUTRAL | | 0-0-0 | | 0-0-0 | | 0-0-0 |
| RPI | S | Opponent | Score | RPI | S | Opponent | Score | RPI | S | Opponent | Score | |
| | | | | | | | | | | 136 A | Utah St. | 0 3 |
| | | | | | | | | | | 176 H | Creighton | 1 2 |
| | | | | | | | | | | 181 A | Denver | 3 2 |
| | | | | | | | | | | 195 A | Missouri St. | 1 2 |
| | | | | | | | | | | 204 A | Northern Colo. | 1 4 |
| | | | | | | | | | | 213 A | Saint Louis | 2 4 |
| | | | | | | | | | | 225 A | Northern Ill. | 0 1 |
| | | | | | | | | | | 228 A | Drake | 1 2 |
| | | | | | | | | | | 243 H | Oral Roberts | 1 2 |
| | | | | | | | | | | 247 H | South Dakota St. | 2 0 |
| | | | | | | | | | | 254 N | Col. of Charleston | 0 1 |
| | | | | | | | | | | 261 A | South Dakota | 0 0 |
| | | | | | | | | | | 265 A | Weber St. | 1 3 |
| | | | | | | | | | | 268 H | North Dakota St. | 1 1 |
| | | | | | | | | | | 308 H | IPFW | 1 0 |
| | | | | | | | | | | 309 H | New Mexico St. | 6 2 |
| | | | | | | | | | | 313 H | Incarnate Word | 2 0 |
| <hr/> | | | | | | | | | | | | |
| LAST 10 GAMES | | | | | | | | | | | | |
| | | | | | | | | | | | | |
| | | | | | | | | | | | | |
| | | | | | | | | | | | | |
| | | | | | | | | | | | | |
| | | | | | | | | | | | | |

Non-Div. I Games:

Omaha

| Average RPI Win: 319 | | WON-LOST | WINNING | LAST 10 | STRENGTH OF | | OPP. STRENGTH | TEAM | ADJ | CONF. | ADJ CONF. |
|-----------------------|----------|----------|-----------|----------|----------------|-------|------------------|-------|-------------|-------------------|-----------|
| Average RPI Loss: 240 | | RECORD | PCT. RANK | GAMES | SCHEDULE | | OF SCHEDULE | RPI | RPI | RPI | RPI |
| DIV. I ONLY | | 8-6-1 | .56667 | 123 | 6-1-1 | | 332 | 325 | 301 | .39592 | 302 |
| DIV. I NON-CONF. | | 1-5-0 | .16667 | 300 | 0-0-0 | | 307 | 289 | 320 | .33862 | 321 |
| TOTALS | | RPI 1-25 | RPI 26-50 | | W-L RECORDS | | RPI 51-100 | | RPI 101-150 | | RPI 150+ |
| 8-6-1 | | 0-0-0 | 0-0-0 | | OVERALL | | 0-0-0 | | 0-1-0 | | 8-5-1 |
| 4-3-1 | | 0-0-0 | 0-0-0 | | HOME | | 0-0-0 | | 0-0-0 | | 4-3-1 |
| 4-3-0 | | 0-0-0 | 0-0-0 | | AWAY | | 0-0-0 | | 0-1-0 | | 4-2-0 |
| 0-0-0 | | 0-0-0 | 0-0-0 | | NEUTRAL | | 0-0-0 | | 0-0-0 | | 0-0-0 |
| 1-5-0 | | 0-0-0 | 0-0-0 | | NON-CONFERENCE | | 0-0-0 | | 0-1-0 | | 1-4-0 |
| 1-2-0 | | 0-0-0 | 0-0-0 | | HOME | | 0-0-0 | | 0-0-0 | | 1-2-0 |
| 0-3-0 | | 0-0-0 | 0-0- | | AWAY | | 0-0-0 | | 0-1-0 | | 0-2-0 |
| 0-0-0 | | 0-0-0 | 0-0-0 | | NEUTRAL | | 0-0-0 | | 0-0-0 | | 0-0-0 |
| 7-1-1 | | 0-0-0 | 0-0-0 | | CONFERENCE | | 0-0-0 | | 0-0-0 | | 7-1-1 |
| 3-1-1 | | 0-0-0 | 0-0-0 | | HOME | | 0-0-0 | | 0-0-0 | | 3-1-1 |
| 4-0-0 | | 0-0-0 | 0-0-0 | | AWAY | | 0-0-0 | | 0-0-0 | | 4-0-0 |
| 0-0-0 | | 0-0-0 | 0-0-0 | | NEUTRAL | | 0-0-0 | | 0-0-0 | | 0-0-0 |
| RPI S | Opponent | Score | RPI S | Opponent | Score | RPI S | Opponent | Score | RPI S | Opponent | Score |
| | | | | | | | | | 114 A | Texas St. | 0 2 |
| | | | | | | | | | 175 A | Sam Houston St. | 1 2 |
| | | | | | | | | | 267 A | McNeese St. | 0 1 |
| | | | | | | | | | 288 H | Northwestern St. | 0 4 |
| | | | | | | | | | 293 H | Alabama St. | 5 1 |
| | | | | | | | | | 295 H | Tex.-Pan American | 1 3 |
| | | | | | | | | | 298 H | Howard | 0 1 |
| | | | | | | | | | 313 H | Incarnate Word | 2 1 |
| | | | | | | | | | 314 H | Jackson St. | 3 2 |
| | | | | | | | | | 316 H | Southern U. | 2 0 |
| | | | | | | | | | 322 A | Mississippi Val. | 4 3 |
| | | | | | | | | | 324 H | Alabama A&M | 2 2 |
| | | | | | | | | | 328 A | Grambling | 1 0 |
| | | | | | | | | | 330 A | Ark.-Pine Bluff | 7 0 |
| | | | | | | | | | 332 A | Alcorn | 9 0 |
| LAST 10 GAMES | | | | | | | | | | | |
| | | | | | | 314 H | Jackson St. | 3 2 | 330 A | Ark.-Pine Bluff | 7 0 |
| | | | | | | 316 H | Southern U. | 2 0 | 328 A | Grambling | 1 0 |
| | | | | | | 298 H | Howard | 0 1 | 324 H | Alabama A&M | 2 2 |
| | | | | | | 322 A | Mississippi Val. | 4 3 | 293 H | Alabama St. | 5 1 |
| | | | | | | 332 A | Alcorn | 9 0 | 114 A | Texas St. | 0 2 |

Non-Div. I Games: St. Thomas (TX) 0 1

Prairie View

| | | | | | | | | | | | | | |
|----------------------|----------|-----------------|-------------------|----------------|----------------------|---------------------------|----------|-------------|-----------|--------------------------|-------|---|---|
| Average RPI Win: | 285 | WON-LOST RECORD | WINNING PCT. RANK | LAST 10 GAMES | STRENGTH OF SCHEDULE | OPP. STRENGTH OF SCHEDULE | TEAM RPI | ADJ RPI | CONF. RPI | ADJ CONF. RPI | | | |
| Average RPI Loss: | 190 | | | | | | | | | | | | |
| DIV. I ONLY | 6-13-0 | .31579 | 272 | 2-8-0 | 305 | 291 | 304 | .39406 | 303 | 20 | 20 | | |
| DIV. I NON-CONF. | 4-6-0 | .4 | 220 | 0-1-0 | 322 | 309 | 307 | .3802 | 308 | 23 | 23 | | |
| <hr/> | | | | | | | | | | | | | |
| TOTALS | RPI 1-25 | RPI 26-50 | | W-L RECORDS | | RPI 51-100 | | RPI 101-150 | | RPI 150+ | | | |
| 6-13-0 | 0-0-0 | 0-0-0 | | OVERALL | | 1-1-0 | | 0-3-0 | | 5-9-0 | | | |
| 4-8-0 | 0-0-0 | 0-0-0 | | HOME | | 0-0-0 | | 0-3-0 | | 4-5-0 | | | |
| 2-5-0 | 0-0-0 | 0-0-0 | | AWAY | | 1-1-0 | | 0-0-0 | | 1-4-0 | | | |
| 0-0-0 | 0-0-0 | 0-0-0 | | NEUTRAL | | 0-0-0 | | 0-0-0 | | 0-0-0 | | | |
| <hr/> | | | | | | | | | | | | | |
| 4-6-0 | 0-0-0 | 0-0-0 | | NON-CONFERENCE | | 0-0-0 | | 0-1-0 | | 4-5-0 | | | |
| 4-3-0 | 0-0-0 | 0-0-0 | | HOME | | 0-0-0 | | 0-1-0 | | 4-2-0 | | | |
| 0-3-0 | 0-0-0 | 0-0- | | AWAY | | 0-0-0 | | 0-0-0 | | 0-3-0 | | | |
| 0-0-0 | 0-0-0 | 0-0-0 | | NEUTRAL | | 0-0-0 | | 0-0-0 | | 0-0-0 | | | |
| <hr/> | | | | | | | | | | | | | |
| 2-7-0 | 0-0-0 | 0-0-0 | | CONFERENCE | | 1-1-0 | | 0-2-0 | | 1-4-0 | | | |
| 0-5-0 | 0-0-0 | 0-0-0 | | HOME | | 0-0-0 | | 0-2-0 | | 0-3-0 | | | |
| 2-2-0 | 0-0-0 | 0-0-0 | | AWAY | | 1-1-0 | | 0-0-0 | | 1-1-0 | | | |
| 0-0-0 | 0-0-0 | 0-0-0 | | NEUTRAL | | 0-0-0 | | 0-0-0 | | 0-0-0 | | | |
| <hr/> | | | | | | | | | | | | | |
| RPI | S | Opponent | Score | RPI | S | Opponent | Score | RPI | S | Opponent | Score | | |
| | | | | 88 A Samford | | | | 1 | 3 | 120 H UNC Greensboro | | 1 | 4 |
| | | | | 95 A Furman | | | | 2 | 1 | 132 H Richmond | | 1 | 2 |
| | | | | | | | | | | 142 H East Tenn. St. | | 3 | 5 |
| | | | | | | | | | | 156 H Mercer | | 0 | 3 |
| | | | | | | | | | | 158 A Columbia | | 1 | 2 |
| | | | | | | | | | | 197 H Western Caro. | | 1 | 3 |
| | | | | | | | | | | 198 A Coastal Caro. | | 0 | 2 |
| | | | | | | | | | | 220 A Fordham | | 0 | 2 |
| | | | | | | | | | | 224 A Wofford | | 0 | 3 |
| | | | | | | | | | | 254 H Col. of Charleston | | 1 | 2 |
| | | | | | | | | | | 269 H North Florida | | 1 | 2 |
| | | | | | | | | | | 317 H VMI | | 2 | 3 |
| | | | | | | | | | | 318 H NJIT | | 2 | 1 |
| | | | | | | | | | | 319 H USC Upstate | | 1 | 0 |
| | | | | | | | | | | 320 H Charleston So. | | 3 | 1 |
| | | | | | | | | | | 327 A Chattanooga | | 8 | 2 |
| | | | | | | | | | | 331 H South Carolina St. | | 3 | 2 |
| <hr/> | | | | | | | | | | | | | |
| | | | | LAST 10 GAMES | | | | | | | | | |
| 327 A Chattanooga | | | | 8 | 2 | 224 A Wofford | | | | 0 | 3 | | |
| 88 A Samford | | | | 1 | 3 | 95 A Furman | | | | 2 | 1 | | |
| 156 H Mercer | | | | 0 | 3 | 120 H UNC Greensboro | | | | 1 | 4 | | |
| 142 H East Tenn. St. | | | | 3 | 5 | 317 H VMI | | | | 2 | 3 | | |
| 197 H Western Caro. | | | | 1 | 3 | 254 H Col. of Charleston | | | | 1 | 2 | | |

Non-Div. I Games:

Citadel

| Average RPI Win: 245 | | WON-LOST | WINNING | LAST 10 | STRENGTH OF | | OPP. STRENGTH | TEAM | ADJ | | CONF. | ADJ CONF. |
|-----------------------|---|----------|-----------|---------|----------------|------------------------|---------------|------|-------------|------------------------|----------|-----------|
| Average RPI Loss: 213 | | RECORD | PCT. RANK | GAMES | SCHEDULE | | OF SCHEDULE | RPI | RPI | | RPI | RPI |
| DIV. I ONLY | | 3-12-1 | .21875 | 300 | 2-7-1 | | 240 | 307 | 305 | | 30 | 30 |
| DIV. I NON-CONF. | | 1-9-0 | .1 | 315 | 0-4-0 | | 153 | 303 | 301 | | 29 | 29 |
| TOTALS | | RPI 1-25 | RPI 26-50 | | W-L RECORDS | | RPI 51-100 | | RPI 101-150 | | RPI 150+ | |
| 3-12-1 | | 0-0-0 | 0-0-0 | | OVERALL | | 0-0-0 | | 0-2-0 | | 3-10-1 | |
| 2-5-0 | | 0-0-0 | 0-0-0 | | HOME | | 0-0-0 | | 0-1-0 | | 2-4-0 | |
| 1-7-1 | | 0-0-0 | 0-0-0 | | AWAY | | 0-0-0 | | 0-1-0 | | 1-5-1 | |
| 0-0-0 | | 0-0-0 | 0-0-0 | | NEUTRAL | | 0-0-0 | | 0-0-0 | | 0-0-0 | |
| 1-9-0 | | 0-0-0 | 0-0-0 | | NON-CONFERENCE | | 0-0-0 | | 0-2-0 | | 1-7-0 | |
| 1-4-0 | | 0-0-0 | 0-0-0 | | HOME | | 0-0-0 | | 0-1-0 | | 1-3-0 | |
| 0-5-0 | | 0-0-0 | 0-0- | | AWAY | | 0-0-0 | | 0-1-0 | | 0-4-0 | |
| 0-0-0 | | 0-0-0 | 0-0-0 | | NEUTRAL | | 0-0-0 | | 0-0-0 | | 0-0-0 | |
| 2-3-1 | | 0-0-0 | 0-0-0 | | CONFERENCE | | 0-0-0 | | 0-0-0 | | 2-3-1 | |
| 1-1-0 | | 0-0-0 | 0-0-0 | | HOME | | 0-0-0 | | 0-0-0 | | 1-1-0 | |
| 1-2-1 | | 0-0-0 | 0-0-0 | | AWAY | | 0-0-0 | | 0-0-0 | | 1-2-1 | |
| 0-0-0 | | 0-0-0 | 0-0-0 | | NEUTRAL | | 0-0-0 | | 0-0-0 | | 0-0-0 | |
| RPI | S | Opponent | Score | RPI | S | Opponent | Score | RPI | S | Opponent | Score | |
| | | | | | | | | | | 134 H Valparaiso | 0 | 3 |
| | | | | | | | | | | 139 A UMKC | 0 | 3 |
| | | | | | | | | | | 162 A Kent St. | 0 | 3 |
| | | | | | | | | | | 176 A Creighton | 0 | 4 |
| | | | | | | | | | | 181 H Denver | 0 | 1 |
| | | | | | | | | | | 213 A Saint Louis | 1 | 3 |
| | | | | | | | | | | 225 H Northern Ill. | 2 | 0 |
| | | | | | | | | | | 228 H Drake | 0 | 2 |
| | | | | | | | | | | 237 H Green Bay | 1 | 2 |
| | | | | | | | | | | 243 H Oral Roberts | 3 | 2 |
| | | | | | | | | | | 247 A South Dakota St. | 1 | 2 |
| | | | | | | | | | | 268 A North Dakota St. | 2 | 1 |
| | | | | | | | | | | 273 H UNI | 0 | 2 |
| | | | | | | | | | | 274 A Loyola Chicago | 0 | 4 |
| | | | | | | | | | | 290 A IUPUI | 1 | 2 |
| | | | | | | | | | | 308 A IPFW | 0 | 0 |
| LAST 10 GAMES | | | | | | | | | | | | |
| | | | | | | 290 A IUPUI | 1 | 2 | | 268 A North Dakota St. | 2 | 1 |
| | | | | | | 243 H Oral Roberts | 3 | 2 | | 273 H UNI | 0 | 2 |
| | | | | | | 308 A IPFW | 0 | 0 | | 237 H Green Bay | 1 | 2 |
| | | | | | | 181 H Denver | 0 | 1 | | 228 H Drake | 0 | 2 |
| | | | | | | 247 A South Dakota St. | 1 | 2 | | 139 A UMKC | 0 | 3 |

Non-Div. I Games:

Western Ill.

| Average RPI Win: | | 301 | WON-LOST RECORD | | WINNING PCT. RANK | | LAST 10 GAMES | | STRENGTH OF SCHEDULE | | OPP. STRENGTH OF SCHEDULE | | TEAM RPI | | ADJ RPI | | CONF. RPI | | ADJ CONF. RPI | |
|-------------------|---|------------|-----------------|-----------|-------------------|----------------|---------------|--------------------|----------------------|-------------|---------------------------|----------|----------|---------------------|-----------|---------------------|-----------|---|---------------|--|
| Average RPI Loss: | | 176 | | | | | | | | | | | | | | | | | | |
| DIV. I ONLY | | | 4-13-1 | | .25 291 | | 4-5-1 | | 285 | | 251 | | 306 | | .3934 305 | | 29 | | 29 | |
| DIV. I NON-CONF. | | | 2-9-0 | | .18182 297 | | 2-1-0 | | 268 | | 185 | | 310 | | .3805 306 | | 28 | | 28 | |
| TOTALS | | RPI 1-25 | | RPI 26-50 | | W-L RECORDS | | RPI 51-100 | | RPI 101-150 | | RPI 150+ | | | | | | | | |
| 4-13-1 | | 0-1-0 | | 0-1-0 | | OVERALL | | 0-0-0 | | 0-3-0 | | 4-8-1 | | | | | | | | |
| 3-5-0 | | 0-0-0 | | 0-1-0 | | HOME | | 0-0-0 | | 0-1-0 | | 3-3-0 | | | | | | | | |
| 1-7-1 | | 0-0-0 | | 0-0-0 | | AWAY | | 0-0-0 | | 0-2-0 | | 1-5-1 | | | | | | | | |
| 0-1-0 | | 0-1-0 | | 0-0-0 | | NEUTRAL | | 0-0-0 | | 0-0-0 | | 0-0-0 | | | | | | | | |
| 2-9-0 | | 0-1-0 | | 0-1-0 | | NON-CONFERENCE | | 0-0-0 | | 0-2-0 | | 2-5-0 | | | | | | | | |
| 1-3-0 | | 0-0-0 | | 0-1-0 | | HOME | | 0-0-0 | | 0-0-0 | | 1-2-0 | | | | | | | | |
| 1-5-0 | | 0-0-0 | | 0-0- | | AWAY | | 0-0-0 | | 0-2-0 | | 1-3-0 | | | | | | | | |
| 0-1-0 | | 0-1-0 | | 0-0-0 | | NEUTRAL | | 0-0-0 | | 0-0-0 | | 0-0-0 | | | | | | | | |
| 2-4-1 | | 0-0-0 | | 0-0-0 | | CONFERENCE | | 0-0-0 | | 0-1-0 | | 2-3-1 | | | | | | | | |
| 2-2-0 | | 0-0-0 | | 0-0-0 | | HOME | | 0-0-0 | | 0-1-0 | | 2-1-0 | | | | | | | | |
| 0-2-1 | | 0-0-0 | | 0-0-0 | | AWAY | | 0-0-0 | | 0-0-0 | | 0-2-1 | | | | | | | | |
| 0-0-0 | | 0-0-0 | | 0-0-0 | | NEUTRAL | | 0-0-0 | | 0-0-0 | | 0-0-0 | | | | | | | | |
| RPI | S | Opponent | | Score | | RPI | S | Opponent | | Score | | RPI | S | Opponent | | Score | | | | |
| 19 | N | California | | 0 | 3 | 42 | H | Harvard | | 0 | 5 | | | 127 | A | Holy Cross | | 0 | 5 | |
| | | | | | | | | | | | | | | 135 | A | San Francisco | | 0 | 3 | |
| | | | | | | | | | | | | | | 148 | H | Central Conn. St. | | 0 | 1 | |
| | | | | | | | | | | | | | | 170 | A | Fairleigh Dickinson | | 1 | 2 | |
| | | | | | | | | | | | | | | 173 | A | Saint Joseph's | | 0 | 1 | |
| | | | | | | | | | | | | | | 220 | H | Fordham | | 1 | 2 | |
| | | | | | | | | | | | | | | 226 | A | Siena | | 0 | 1 | |
| | | | | | | | | | | | | | | 227 | A | Seton Hall | | 1 | 3 | |
| | | | | | | | | | | | | | | 234 | H | Wagner | | 0 | 1 | |
| | | | | | | | | | | | | | | 240 | H | Sacred Heart | | 3 | 1 | |
| | | | | | | | | | | | | | | 281 | H | Iona | | 0 | 3 | |
| | | | | | | | | | | | | | | 291 | A | Robert Morris | | 0 | 1 | |
| | | | | | | | | | | | | | | 292 | A | Saint Francis (PA) | | 1 | 1 | |
| | | | | | | | | | | | | | | 318 | H | NJIT | | 1 | 0 | |
| | | | | | | | | | | | | | | 321 | H | Mt. St. Mary's | | 5 | 1 | |
| | | | | | | | | | | | | | | 326 | A | Saint Peter's | | 4 | 1 | |
| LAST 10 GAMES | | | | | | | | | | | | | | | | | | | | |
| | | | | | | 148 | H | Central Conn. St. | | 0 | 1 | 240 | H | Sacred Heart | | 3 | 1 | | | |
| | | | | | | 234 | H | Wagner | | 0 | 1 | 170 | A | Fairleigh Dickinson | | 1 | 2 | | | |
| | | | | | | 292 | A | Saint Francis (PA) | | 1 | 1 | 318 | H | NJIT | | 1 | 0 | | | |
| | | | | | | 291 | A | Robert Morris | | 0 | 1 | 326 | A | Saint Peter's | | 4 | 1 | | | |
| | | | | | | 321 | H | Mt. St. Mary's | | 5 | 1 | 42 | H | Harvard | | 0 | 5 | | | |

Non-Div. I Games:

LIU Brooklyn

| Average RPI Win: 243 | | WON-LOST | WINNING | LAST 10 | STRENGTH OF | | OPP. STRENGTH | TEAM | ADJ | | CONF. | ADJ CONF. |
|-----------------------|----------|----------|-----------|-----------|----------------|-------|---------------|-------|-------------|-----------------|----------|-----------|
| Average RPI Loss: 219 | | RECORD | PCT. RANK | GAMES | SCHEDULE | | OF SCHEDULE | RPI | RPI | | RPI | RPI |
| DIV. I ONLY | | 5-13-0 | .27778 | 284 | 5-5-0 | | 277 | 300 | 303 | | 26 | 26 |
| DIV. I NON-CONF. | | 0-8-0 | 0 | 323 | 0-1-0 | | 308 | 300 | 329 | | 26 | 26 |
| TOTALS | | RPI 1-25 | RPI 26-50 | | W-L RECORDS | | RPI 51-100 | | RPI 101-150 | | RPI 150+ | |
| 5-13-0 | | 0-0-0 | 0-1-0 | | OVERALL | | 0-2-0 | | 1-0-0 | | 4-10-0 | |
| 3-5-0 | | 0-0-0 | 0-0-0 | | HOME | | 0-1-0 | | 1-0-0 | | 2-4-0 | |
| 2-8-0 | | 0-0-0 | 0-1-0 | | AWAY | | 0-1-0 | | 0-0-0 | | 2-6-0 | |
| 0-0-0 | | 0-0-0 | 0-0-0 | | NEUTRAL | | 0-0-0 | | 0-0-0 | | 0-0-0 | |
| 0-8-0 | | 0-0-0 | 0-1-0 | | NON-CONFERENCE | | 0-0-0 | | 0-0-0 | | 0-7-0 | |
| 0-3-0 | | 0-0-0 | 0-0-0 | | HOME | | 0-0-0 | | 0-0-0 | | 0-3-0 | |
| 0-5-0 | | 0-0-0 | 0-0- | | AWAY | | 0-0-0 | | 0-0-0 | | 0-4-0 | |
| 0-0-0 | | 0-0-0 | 0-0-0 | | NEUTRAL | | 0-0-0 | | 0-0-0 | | 0-0-0 | |
| 5-5-0 | | 0-0-0 | 0-0-0 | | CONFERENCE | | 0-2-0 | | 1-0-0 | | 4-3-0 | |
| 3-2-0 | | 0-0-0 | 0-0-0 | | HOME | | 0-1-0 | | 1-0-0 | | 2-1-0 | |
| 2-3-0 | | 0-0-0 | 0-0-0 | | AWAY | | 0-1-0 | | 0-0-0 | | 2-2-0 | |
| 0-0-0 | | 0-0-0 | 0-0-0 | | NEUTRAL | | 0-0-0 | | 0-0-0 | | 0-0-0 | |
| RPI S | Opponent | Score | RPI S | Opponent | Score | RPI S | Opponent | Score | RPI S | Opponent | Score | |
| | | | 47 A | Buffalo | 0 2 | 83 A | Fairfield | 0 3 | 113 H | Monmouth | 3 2 | |
| | | | | | | 99 H | Niagara | 0 1 | 165 A | Rider | 0 5 | |
| | | | | | | | | | 212 H | Manhattan | 3 0 | |
| | | | | | | | | | 226 H | Siena | 0 1 | |
| | | | | | | | | | 231 A | St. Bonaventure | 0 2 | |
| | | | | | | | | | 236 H | Binghamton | 0 2 | |
| | | | | | | | | | 242 H | Cleveland St. | 0 4 | |
| | | | | | | | | | 281 H | Iona | 1 0 | |
| | | | | | | | | | 284 A | Sacramento St. | 0 2 | |
| | | | | | | | | | 291 H | Robert Morris | 0 1 | |
| | | | | | | | | | 297 A | Pacific | 1 2 | |
| | | | | | | | | | 300 A | Marist | 3 1 | |
| | | | | | | | | | 311 A | Quinnipiac | 2 1 | |
| | | | | | | | | | 318 A | NJIT | 0 1 | |
| | | | | | | | | | 326 A | Saint Peter's | 1 3 | |
| LAST 10 GAMES | | | | | | | | | | | | |
| | | | 212 H | Manhattan | 3 0 | 165 A | Rider | 0 5 | | | | |
| | | | 300 A | Marist | 3 1 | 311 A | Quinnipiac | 2 1 | | | | |
| | | | 83 A | Fairfield | 0 3 | 99 H | Niagara | 0 1 | | | | |
| | | | 226 H | Siena | 0 1 | 113 H | Monmouth | 3 2 | | | | |
| | | | 281 H | Iona | 1 0 | 291 H | Robert Morris | 0 1 | | | | |

Non-Div. I Games: Roberts Wesleyan 1 0

Canisius

| Average RPI Win: | 282 | WON-LOST RECORD | WINNING PCT. RANK | LAST 10 GAMES | STRENGTH OF SCHEDULE | OPP. STRENGTH OF SCHEDULE | TEAM RPI | ADJ RPI | CONF. RPI | ADJ CONF. RPI | | | |
|------------------|----------|-----------------|-------------------|----------------|----------------------|---------------------------|---------------|-------------|-----------|---------------|----------------|----|---|
| DIV. I ONLY | | 2-15-0 | .11765 | 323 | 1-9-0 | 177 | 280 | 309 | .3881 | 307 | 27 | 27 | |
| DIV. I NON-CONF. | | 2-8-0 | .2 | 293 | 1-2-0 | 168 | 251 | 277 | .417 | 276 | 27 | 27 | |
| <hr/> | | | | | | | | | | | | | |
| TOTALS | RPI 1-25 | RPI 26-50 | | W-L RECORDS | | RPI 51-100 | | RPI 101-150 | | RPI 150+ | | | |
| 2-15-0 | 0-0-0 | 0-0-0 | | OVERALL | | 0-2-0 | | 0-3-0 | | 2-10-0 | | | |
| 2-7-0 | 0-0-0 | 0-0-0 | | HOME | | 0-1-0 | | 0-2-0 | | 2-4-0 | | | |
| 0-8-0 | 0-0-0 | 0-0-0 | | AWAY | | 0-1-0 | | 0-1-0 | | 0-6-0 | | | |
| 0-0-0 | 0-0-0 | 0-0-0 | | NEUTRAL | | 0-0-0 | | 0-0-0 | | 0-0-0 | | | |
| 2-8-0 | 0-0-0 | 0-0-0 | | NON-CONFERENCE | | 0-2-0 | | 0-2-0 | | 2-4-0 | | | |
| 2-4-0 | 0-0-0 | 0-0-0 | | HOME | | 0-1-0 | | 0-1-0 | | 2-2-0 | | | |
| 0-4-0 | 0-0-0 | 0-0- | | AWAY | | 0-1-0 | | 0-1-0 | | 0-2-0 | | | |
| 0-0-0 | 0-0-0 | 0-0-0 | | NEUTRAL | | 0-0-0 | | 0-0-0 | | 0-0-0 | | | |
| 0-7-0 | 0-0-0 | 0-0-0 | | CONFERENCE | | 0-0-0 | | 0-1-0 | | 0-6-0 | | | |
| 0-3-0 | 0-0-0 | 0-0-0 | | HOME | | 0-0-0 | | 0-1-0 | | 0-2-0 | | | |
| 0-4-0 | 0-0-0 | 0-0-0 | | AWAY | | 0-0-0 | | 0-0-0 | | 0-4-0 | | | |
| 0-0-0 | 0-0-0 | 0-0-0 | | NEUTRAL | | 0-0-0 | | 0-0-0 | | 0-0-0 | | | |
| RPI | S | Opponent | Score | RPI | S | Opponent | Score | RPI | S | Opponent | Score | | |
| | | | | | | | | | | | | | |
| | | | | | | 68 H | Iowa | 0 | 4 | 111 H | Eastern Mich. | 2 | 4 |
| | | | | | | 75 A | Northwestern | 0 | 6 | 134 H | Valparaiso | 1 | 2 |
| | | | | | | | | | | 150 A | Western Mich. | 0 | 3 |
| | | | | | | | | | | 182 H | Morehead St. | 1 | 3 |
| | | | | | | | | | | 183 A | SIUE | 1 | 2 |
| | | | | | | | | | | 213 H | Saint Louis | 2 | 4 |
| | | | | | | | | | | 214 A | Milwaukee | 1 | 4 |
| | | | | | | | | | | 230 H | Detroit | 0 | 1 |
| | | | | | | | | | | 237 H | Green Bay | 0 | 1 |
| | | | | | | | | | | 242 A | Cleveland St. | 0 | 1 |
| | | | | | | | | | | 250 A | Oakland | 0 | 1 |
| | | | | | | | | | | 251 A | Wright St. | 0 | 2 |
| | | | | | | | | | | 273 A | UNI | 0 | 3 |
| | | | | | | | | | | 274 H | Loyola Chicago | 1 | 0 |
| | | | | | | | | | | 290 H | IUPUI | 2 | 0 |
| <hr/> | | | | | | | | | | | | | |
| LAST 10 GAMES | | | | | | | | | | | | | |
| | | | | | | 251 A | Wright St. | 0 | 2 | 230 H | Detroit | 0 | 1 |
| | | | | | | 237 H | Green Bay | 0 | 1 | 274 H | Loyola Chicago | 1 | 0 |
| | | | | | | 242 A | Cleveland St. | 0 | 1 | 214 A | Milwaukee | 1 | 4 |
| | | | | | | 250 A | Oakland | 0 | 1 | 111 H | Eastern Mich. | 2 | 4 |
| | | | | | | 134 H | Valparaiso | 1 | 2 | 213 H | Saint Louis | 2 | 4 |

Non-Div. I Games:

Ill.-Chicago

| | | | | | | | | | | | |
|-------------------|----------|-----------|------------|----------------|-------------|---------------|------------------|-------------|-------|------------------|-------|
| Average RPI Win: | 270 | WON-LOST | WINNING | LAST 10 | STRENGTH OF | OPP. STRENGTH | TEAM | ADJ | CONF. | ADJ CONF. | |
| Average RPI Loss: | 197 | RECORD | PCT. RANK | GAMES | SCHEDULE | OF SCHEDULE | RPI | RPI | RPI | RPI | |
| DIV. I ONLY | | 2-13-2 | .17647 314 | 1-7-2 | 239 | 294 | 310 | .38698 308 | 30 | 30 | |
| DIV. I NON-CONF. | | 2-8-0 | .2 293 | 1-2-0 | 147 | 250 | 272 | .42195 272 | 29 | 29 | |
| <hr/> | | | | | | | | | | | |
| TOTALS | RPI 1-25 | RPI 26-50 | | W-L RECORDS | | RPI 51-100 | | RPI 101-150 | | RPI 150+ | |
| 2-13-2 | 0-0-0 | 0-0-0 | | OVERALL | | 0-2-0 | | 0-2-0 | | 2-9-2 | |
| 2-4-2 | 0-0-0 | 0-0-0 | | HOME | | 0-0-0 | | 0-1-0 | | 2-3-2 | |
| 0-9-0 | 0-0-0 | 0-0-0 | | AWAY | | 0-2-0 | | 0-1-0 | | 0-6-0 | |
| 0-0-0 | 0-0-0 | 0-0-0 | | NEUTRAL | | 0-0-0 | | 0-0-0 | | 0-0-0 | |
| 2-8-0 | 0-0-0 | 0-0-0 | | NON-CONFERENCE | | 0-2-0 | | 0-2-0 | | 2-4-0 | |
| 2-2-0 | 0-0-0 | 0-0-0 | | HOME | | 0-0-0 | | 0-1-0 | | 2-1-0 | |
| 0-6-0 | 0-0-0 | 0-0- | | AWAY | | 0-2-0 | | 0-1-0 | | 0-3-0 | |
| 0-0-0 | 0-0-0 | 0-0-0 | | NEUTRAL | | 0-0-0 | | 0-0-0 | | 0-0-0 | |
| 0-5-2 | 0-0-0 | 0-0-0 | | CONFERENCE | | 0-0-0 | | 0-0-0 | | 0-5-2 | |
| 0-2-2 | 0-0-0 | 0-0-0 | | HOME | | 0-0-0 | | 0-0-0 | | 0-2-2 | |
| 0-3-0 | 0-0-0 | 0-0-0 | | AWAY | | 0-0-0 | | 0-0-0 | | 0-3-0 | |
| 0-0-0 | 0-0-0 | 0-0-0 | | NEUTRAL | | 0-0-0 | | 0-0-0 | | 0-0-0 | |
| RPI S | Opponent | Score | RPI S | Opponent | Score | RPI S | Opponent | Score | RPI S | Opponent | Score |
| | | | | | | 59 A | Miami (OH) | 0 3 | 109 A | Ball St. | 0 3 |
| | | | | | | 72 A | Michigan St. | 1 3 | 134 H | Valparaiso | 0 1 |
| | | | | | | | | | 177 A | Butler | 0 4 |
| | | | | | | | | | 181 A | Denver | 0 3 |
| | | | | | | | | | 201 A | Central Mich. | 0 2 |
| | | | | | | | | | 230 H | Detroit | 0 2 |
| | | | | | | | | | 247 H | South Dakota St. | 3 3 |
| | | | | | | | | | 261 A | South Dakota | 0 1 |
| | | | | | | | | | 266 H | Northern Ky. | 6 4 |
| | | | | | | | | | 268 H | North Dakota St. | 0 1 |
| | | | | | | | | | 274 H | Loyola Chicago | 2 1 |
| | | | | | | | | | 282 A | Indiana St. | 0 2 |
| | | | | | | | | | 290 H | IUPUI | 1 3 |
| | | | | | | | | | 301 A | Omaha | 0 1 |
| | | | | | | | | | 304 H | Western Ill. | 0 0 |
| LAST 10 GAMES | | | | | | | | | | | |
| | | | | | | 181 A | Denver | 0 3 | 247 H | South Dakota St. | 3 3 |
| | | | | | | 301 A | Omaha | 0 1 | 261 A | South Dakota | 0 1 |
| | | | | | | 268 H | North Dakota St. | 0 1 | 282 A | Indiana St. | 0 2 |
| | | | | | | 304 H | Western Ill. | 0 0 | 274 H | Loyola Chicago | 2 1 |
| | | | | | | 290 H | IUPUI | 1 3 | 201 A | Central Mich. | 0 2 |

Non-Div. I Games:

IPFW

| Average RPI Win: 324 | | WON-LOST | WINNING | LAST 10 | STRENGTH OF | | OPP. STRENGTH | TEAM | ADJ | | CONF. | ADJ CONF. |
|-----------------------|----------|----------|-----------|--------------|----------------|-------|-------------------|-------|-------------|-------------------|----------|-----------|
| Average RPI Loss: 168 | | RECORD | PCT. RANK | GAMES | SCHEDULE | | OF SCHEDULE | RPI | RPI | | RPI | RPI |
| DIV. I ONLY | | 3-16-0 | .15789 | 319 | 2-8-0 | | 219 | 298 | 311 | | 28 | 28 |
| DIV. I NON-CONF. | | 1-9-0 | .1 | 315 | 0-1-0 | | 145 | 257 | 293 | | 25 | 25 |
| TOTALS | | RPI 1-25 | RPI 26-50 | | W-L RECORDS | | RPI 51-100 | | RPI 101-150 | | RPI 150+ | |
| 3-16-0 | | 0-0-0 | 0-1-0 | | OVERALL | | 0-1-0 | | 0-6-0 | | 3-8-0 | |
| 2-6-0 | | 0-0-0 | 0-0-0 | | HOME | | 0-0-0 | | 0-5-0 | | 2-1-0 | |
| 1-9-0 | | 0-0-0 | 0-0-0 | | AWAY | | 0-1-0 | | 0-1-0 | | 1-7-0 | |
| 0-1-0 | | 0-0-0 | 0-1-0 | | NEUTRAL | | 0-0-0 | | 0-0-0 | | 0-0-0 | |
| 1-9-0 | | 0-0-0 | 0-1-0 | | NON-CONFERENCE | | 0-1-0 | | 0-2-0 | | 1-5-0 | |
| 1-3-0 | | 0-0-0 | 0-0-0 | | HOME | | 0-0-0 | | 0-2-0 | | 1-1-0 | |
| 0-5-0 | | 0-0-0 | 0-0- | | AWAY | | 0-1-0 | | 0-0-0 | | 0-4-0 | |
| 0-1-0 | | 0-0-0 | 0-1-0 | | NEUTRAL | | 0-0-0 | | 0-0-0 | | 0-0-0 | |
| 2-7-0 | | 0-0-0 | 0-0-0 | | CONFERENCE | | 0-0-0 | | 0-4-0 | | 2-3-0 | |
| 1-3-0 | | 0-0-0 | 0-0-0 | | HOME | | 0-0-0 | | 0-3-0 | | 1-0-0 | |
| 1-4-0 | | 0-0-0 | 0-0-0 | | AWAY | | 0-0-0 | | 0-1-0 | | 1-3-0 | |
| 0-0-0 | | 0-0-0 | 0-0-0 | | NEUTRAL | | 0-0-0 | | 0-0-0 | | 0-0-0 | |
| RPI S | Opponent | Score | RPI S | Opponent | Score | RPI S | Opponent | Score | RPI S | Opponent | Score | |
| | | | 40 N | Arizona St. | 0 5 | 81 A | UTEP | 0 5 | 102 H | Utah Valley | 0 1 | |
| | | | | | | | | | 114 H | Texas St. | 1 2 | |
| | | | | | | | | | 124 H | Seattle | 1 6 | |
| | | | | | | | | | 137 H | UNLV | 2 3 | |
| | | | | | | | | | 139 A | UMKC | 2 4 | |
| | | | | | | | | | 139 H | UMKC | 1 2 | |
| | | | | | | | | | 155 A | Loyola Marymount | 1 3 | |
| | | | | | | | | | 176 A | Creighton | 0 6 | |
| | | | | | | | | | 187 A | New Mexico | 1 4 | |
| | | | | | | | | | 211 A | Grand Canyon | 1 3 | |
| | | | | | | | | | 216 H | Houston Baptist | 0 3 | |
| | | | | | | | | | 277 A | Bakersfield | 2 4 | |
| | | | | | | | | | 295 A | Tex.-Pan American | 1 3 | |
| | | | | | | | | | 301 A | Omaha | 2 6 | |
| | | | | | | | | | 313 H | Incarnate Word | 2 1 | |
| | | | | | | | | | 329 A | Chicago St. | 6 1 | |
| | | | | | | | | | 329 H | Chicago St. | 4 1 | |
| LAST 10 GAMES | | | | | | | | | | | | |
| | | | 277 A | Bakersfield | 2 4 | 139 H | UMKC | 1 2 | | | | |
| | | | 211 A | Grand Canyon | 1 3 | 329 A | Chicago St. | 6 1 | | | | |
| | | | 102 H | Utah Valley | 0 1 | 139 A | UMKC | 2 4 | | | | |
| | | | 124 H | Seattle | 1 6 | 295 A | Tex.-Pan American | 1 3 | | | | |
| | | | 329 H | Chicago St. | 4 1 | 137 H | UNLV | 2 3 | | | | |

Non-Div. I Games:

New Mexico St.

| Average RPI Win: 325 | | WON-LOST | WINNING | LAST 10 | STRENGTH OF | | OPP. STRENGTH | TEAM | ADJ | | CONF. | ADJ CONF. | |
|-----------------------|--------------------|----------|-----------|----------------|--------------|-------|---------------|-------|--------------------|--------|----------|-----------|----|
| Average RPI Loss: 167 | | RECORD | PCT. RANK | GAMES | SCHEDULE | | OF SCHEDULE | RPI | RPI | | RPI | RPI | |
| DIV. I ONLY | | 3-11-0 | .21429 | 307 | 3-7-0 | | 265 | 286 | 308 | .38379 | 310 | 32 | 32 |
| DIV. I NON-CONF. | | 1-11-0 | .08333 | 319 | 1-7-0 | | 177 | 248 | 306 | .37912 | 311 | 31 | 32 |
| TOTALS | | RPI 1-25 | RPI 26-50 | | W-L RECORDS | | RPI 51-100 | | RPI 101-150 | | RPI 150+ | | |
| 3-11-0 | 0-1-0 | 0-0-0 | | OVERALL | | 0-4-0 | | 0-0-0 | | 3-6-0 | | | |
| 3-4-0 | 0-0-0 | 0-0-0 | | HOME | | 0-2-0 | | 0-0-0 | | 3-2-0 | | | |
| 0-5-0 | 0-1-0 | 0-0-0 | | AWAY | | 0-1-0 | | 0-0-0 | | 0-3-0 | | | |
| 0-2-0 | 0-0-0 | 0-0-0 | | NEUTRAL | | 0-1-0 | | 0-0-0 | | 0-1-0 | | | |
| 1-11-0 | 0-1-0 | 0-0-0 | | NON-CONFERENCE | | 0-4-0 | | 0-0-0 | | 1-6-0 | | | |
| 1-4-0 | 0-0-0 | 0-0-0 | | HOME | | 0-2-0 | | 0-0-0 | | 1-2-0 | | | |
| 0-5-0 | 0-1-0 | 0-0- | | AWAY | | 0-1-0 | | 0-0-0 | | 0-3-0 | | | |
| 0-2-0 | 0-0-0 | 0-0-0 | | NEUTRAL | | 0-1-0 | | 0-0-0 | | 0-1-0 | | | |
| 2-0-0 | 0-0-0 | 0-0-0 | | CONFERENCE | | 0-0-0 | | 0-0-0 | | 2-0-0 | | | |
| 2-0-0 | 0-0-0 | 0-0-0 | | HOME | | 0-0-0 | | 0-0-0 | | 2-0-0 | | | |
| 0-0-0 | 0-0-0 | 0-0-0 | | AWAY | | 0-0-0 | | 0-0-0 | | 0-0-0 | | | |
| 0-0-0 | 0-0-0 | 0-0-0 | | NEUTRAL | | 0-0-0 | | 0-0-0 | | 0-0-0 | | | |
| RPI S | Opponent | Score | | RPI S | Opponent | Score | | RPI S | Opponent | Score | | | |
| 22 A | Kentucky | 0 5 | | | | | | 81 A | South Ala. | 0 5 | | | |
| | | | | | | | | 84 H | Ga. Southern | 1 2 | | | |
| | | | | | | | | 87 H | East Carolina | 0 6 | | | |
| | | | | | | | | 92 N | Troy | 1 3 | | | |
| | | | | | | | | 184 A | UNCW | 0 8 | | | |
| | | | | | | | | 219 N | Elon | 1 3 | | | |
| | | | | | | | | 221 A | Longwood | 1 6 | | | |
| | | | | | | | | 262 H | Winthrop | 1 2 | | | |
| | | | | | | | | 266 H | Northern Ky. | 3 4 | | | |
| | | | | | | | | 319 A | USC Upstate | 1 2 | | | |
| | | | | | | | | 320 H | Charleston So. | 3 2 | | | |
| | | | | | | | | 325 H | Delaware St. | 2 0 | | | |
| | | | | | | | | 331 H | South Carolina St. | 2 1 | | | |
| LAST 10 GAMES | | | | | | | | | | | | | |
| 325 H | Delaware St. | 2 0 | | 221 A | Longwood | 1 6 | | | | | | | |
| 319 A | USC Upstate | 1 2 | | 266 H | Northern Ky. | 3 4 | | | | | | | |
| 320 H | Charleston So. | 3 2 | | 81 A | South Ala. | 0 5 | | | | | | | |
| 331 H | South Carolina St. | 2 1 | | 92 N | Troy | 1 3 | | | | | | | |
| 262 H | Winthrop | 1 2 | | 219 N | Elon | 1 3 | | | | | | | |

Non-Div. I Games:

Francis Marion

| Average RPI Win: | 304 | WON-LOST RECORD | WINNING PCT. RANK | LAST 10 GAMES | STRENGTH OF SCHEDULE | OPP. STRENGTH OF SCHEDULE | TEAM RPI | ADJ RPI | CONF. RPI | ADJ CONF. RPI | |
|------------------|----------|-----------------|-------------------|----------------|----------------------|---------------------------|-----------|-------------|-----------|----------------|-------|
| DIV. I ONLY | | 3-12-1 | .21875 300 | 2-7-0 | 292 | 264 | 313 | .3825 311 | 26 | 26 | |
| DIV. I NON-CONF. | | 1-6-0 | .14286 309 | 0-2-0 | 313 | 220 | 324 | .33845 322 | 26 | 26 | |
| <hr/> | | | | | | | | | | | |
| TOTALS | RPI 1-25 | | RPI 26-50 | W-L RECORDS | | RPI 51-100 | | RPI 101-150 | | RPI 150+ | |
| 3-12-1 | 0-0-0 | | 0-0-0 | OVERALL | | 0-2-0 | | 0-2-0 | | 3-8-1 | |
| 3-2-1 | 0-0-0 | | 0-0-0 | HOME | | 0-1-0 | | 0-0-0 | | 3-1-1 | |
| 0-10-0 | 0-0-0 | | 0-0-0 | AWAY | | 0-1-0 | | 0-2-0 | | 0-6-0 | |
| 0-0-0 | 0-0-0 | | 0-0-0 | NEUTRAL | | 0-0-0 | | 0-0-0 | | 0-0-0 | |
| 1-6-0 | 0-0-0 | | 0-0-0 | NON-CONFERENCE | | 0-0-0 | | 0-1-0 | | 1-5-0 | |
| 1-0-0 | 0-0-0 | | 0-0-0 | HOME | | 0-0-0 | | 0-0-0 | | 1-0-0 | |
| 0-6-0 | 0-0-0 | | 0-0- | AWAY | | 0-0-0 | | 0-1-0 | | 0-5-0 | |
| 0-0-0 | 0-0-0 | | 0-0-0 | NEUTRAL | | 0-0-0 | | 0-0-0 | | 0-0-0 | |
| 2-6-1 | 0-0-0 | | 0-0-0 | CONFERENCE | | 0-2-0 | | 0-1-0 | | 2-3-1 | |
| 2-2-1 | 0-0-0 | | 0-0-0 | HOME | | 0-1-0 | | 0-0-0 | | 2-1-1 | |
| 0-4-0 | 0-0-0 | | 0-0-0 | AWAY | | 0-1-0 | | 0-1-0 | | 0-2-0 | |
| 0-0-0 | 0-0-0 | | 0-0-0 | NEUTRAL | | 0-0-0 | | 0-0-0 | | 0-0-0 | |
| RPI S | Opponent | Score | RPI S | Opponent | Score | RPI S | Opponent | Score | RPI S | Opponent | Score |
| | | | | | | 83 H | Fairfield | 1 4 | 113 A | Monmouth | 0 1 |
| | | | | | | 99 A | Niagara | 1 4 | 130 A | Yale | 0 2 |
| | | | | | | | | | 165 A | Rider | 1 2 |
| | | | | | | | | | 173 A | Saint Joseph's | 0 2 |
| | | | | | | | | | 188 A | Brown | 0 2 |
| | | | | | | | | | 212 A | Manhattan | 0 1 |
| | | | | | | | | | 229 A | Maine | 0 1 |
| | | | | | | | | | 255 A | UC Davis | 0 1 |
| | | | | | | | | | 281 H | Iona | 1 1 |
| | | | | | | | | | 285 H | Vermont | 1 0 |
| | | | | | | | | | 297 A | Pacific | 0 1 |
| | | | | | | | | | 300 H | Marist | 2 1 |
| | | | | | | | | | 306 H | Canisius | 1 2 |
| | | | | | | | | | 326 H | Saint Peter's | 3 0 |
| <hr/> | | | | | | | | | | | |
| LAST 10 GAMES | | | | | | | | | | | |
| | | | 173 A | Saint Joseph's | 0 2 | 165 A | Rider | 1 2 | | | |
| | | | 326 H | Saint Peter's | 3 0 | 188 A | Brown | 0 2 | | | |
| | | | 212 A | Manhattan | 0 1 | 306 H | Canisius | 1 2 | | | |
| | | | 113 A | Monmouth | 0 1 | 83 H | Fairfield | 1 4 | | | |
| | | | 300 H | Marist | 2 1 | 99 A | Niagara | 1 4 | | | |

Non-Div. I Games:

Quinnipiac

| Average RPI Win: | 304 | WON-LOST RECORD | WINNING PCT. RANK | LAST 10 GAMES | STRENGTH OF SCHEDULE | OPP. STRENGTH OF SCHEDULE | TEAM RPI | ADJ RPI | CONF. RPI | ADJ CONF. RPI | | |
|------------------|----------|-----------------|-------------------|----------------|----------------------|---------------------------|----------|-------------|-----------|-------------------|-------|----|
| DIV. I ONLY | | 2-15-2 | .15789 | 319 | 1-8-1 | 209 | 314 | 312 | .38209 | 312 | 23 | 23 |
| DIV. I NON-CONF. | | 1-7-1 | .16667 | 300 | 0-0-0 | 176 | 330 | 300 | .38708 | 302 | 21 | 22 |
| ----- | | | | | | | | | | | | |
| TOTALS | RPI 1-25 | RPI 26-50 | | W-L RECORDS | | RPI 51-100 | | RPI 101-150 | | RPI 150+ | | |
| 2-15-2 | 0-0-0 | 0-0-0 | | OVERALL | | 0-0-0 | | 0-5-0 | | 2-10-2 | | |
| 1-10-1 | 0-0-0 | 0-0-0 | | HOME | | 0-0-0 | | 0-5-0 | | 1-5-1 | | |
| 1-5-1 | 0-0-0 | 0-0-0 | | AWAY | | 0-0-0 | | 0-0-0 | | 1-5-1 | | |
| 0-0-0 | 0-0-0 | 0-0-0 | | NEUTRAL | | 0-0-0 | | 0-0-0 | | 0-0-0 | | |
| 1-7-1 | 0-0-0 | 0-0-0 | | NON-CONFERENCE | | 0-0-0 | | 0-4-0 | | 1-3-1 | | |
| 0-6-1 | 0-0-0 | 0-0-0 | | HOME | | 0-0-0 | | 0-4-0 | | 0-2-1 | | |
| 1-1-0 | 0-0-0 | 0-0- | | AWAY | | 0-0-0 | | 0-0-0 | | 1-1-0 | | |
| 0-0-0 | 0-0-0 | 0-0-0 | | NEUTRAL | | 0-0-0 | | 0-0-0 | | 0-0-0 | | |
| 1-8-1 | 0-0-0 | 0-0-0 | | CONFERENCE | | 0-0-0 | | 0-1-0 | | 1-7-1 | | |
| 1-4-0 | 0-0-0 | 0-0-0 | | HOME | | 0-0-0 | | 0-1-0 | | 1-3-0 | | |
| 0-4-1 | 0-0-0 | 0-0-0 | | AWAY | | 0-0-0 | | 0-0-0 | | 0-4-1 | | |
| 0-0-0 | 0-0-0 | 0-0-0 | | NEUTRAL | | 0-0-0 | | 0-0-0 | | 0-0-0 | | |
| RPI | S | Opponent | Score | RPI | S | Opponent | Score | RPI | S | Opponent | Score | |
| | | | | | | | | 110 | H | UT Martin | 1 2 | |
| | | | | | | | | 131 | H | Marshall | 0 3 | |
| | | | | | | | | 134 | H | Valparaiso | 1 3 | |
| | | | | | | | | 139 | H | UMKC | 1 4 | |
| | | | | | | | | 149 | H | Louisiana Tech | 1 3 | |
| | | | | | | | | 169 | H | Southeast Mo. St. | 0 4 | |
| | | | | | | | | 182 | A | Morehead St. | 0 5 | |
| | | | | | | | | 183 | A | SIUE | 1 3 | |
| | | | | | | | | 192 | A | Jacksonville St. | 1 3 | |
| | | | | | | | | 196 | H | Belmont | 1 3 | |
| | | | | | | | | 206 | H | Murray St. | 0 1 | |
| | | | | | | | | 237 | H | Green Bay | 1 1 | |
| | | | | | | | | 266 | A | Northern Ky. | 0 4 | |
| | | | | | | | | 278 | H | Austin Peay | 3 1 | |
| | | | | | | | | 282 | H | Indiana St. | 0 2 | |
| | | | | | | | | 290 | H | IUPUI | 2 3 | |
| | | | | | | | | 296 | A | Eastern Ky. | 1 2 | |
| | | | | | | | | 299 | A | Tennessee Tech | 2 2 | |
| | | | | | | | | 329 | A | Chicago St. | 2 0 | |
| LAST 10 GAMES | | | | | | | | | | | | |
| | | | | 182 | A | Morehead St. | 0 5 | 299 | A | Tennessee Tech | 2 2 | |
| | | | | 296 | A | Eastern Ky. | 1 2 | 278 | H | Austin Peay | 3 1 | |
| | | | | 110 | H | UT Martin | 1 2 | 196 | H | Belmont | 1 3 | |
| | | | | 206 | H | Murray St. | 0 1 | 183 | A | SIUE | 1 3 | |
| | | | | 192 | A | Jacksonville St. | 1 3 | 169 | H | Southeast Mo. St. | 0 4 | |

Non-Div. I Games:

Eastern Ill.

| Average RPI Win: 266 | | WON-LOST | WINNING | LAST 10 | STRENGTH OF | | OPP. STRENGTH | TEAM | ADJ | | CONF. | ADJ CONF. | | | | | | |
|-----------------------|---|----------|-----------|---------|----------------|----------|---------------|------|-------------|--------------------|----------|-----------|---|----------|-------|--------------------|---|---|
| Average RPI Loss: 217 | | RECORD | PCT. RANK | GAMES | SCHEDULE | | OF SCHEDULE | RPI | RPI | | RPI | RPI | | | | | | |
| DIV. I ONLY | | 2-11-3 | .21875 | 300 | 2-5-3 | | 261 | 303 | 307 | | .38156 | 313 | | | | | | |
| DIV. I NON-CONF. | | 0-7-0 | 0 | 323 | 0-1-0 | | 249 | 310 | 325 | | .32448 | 325 | | | | | | |
| TOTALS | | RPI 1-25 | RPI 26-50 | | W-L RECORDS | | RPI 51-100 | | RPI 101-150 | | RPI 150+ | | | | | | | |
| 2-11-3 | | 0-0-0 | 0-0-0 | | OVERALL | | 0-2-0 | | 0-0-0 | | 2-9-3 | | | | | | | |
| 1-3-3 | | 0-0-0 | 0-0-0 | | HOME | | 0-0-0 | | 0-0-0 | | 1-3-3 | | | | | | | |
| 1-8-0 | | 0-0-0 | 0-0-0 | | AWAY | | 0-2-0 | | 0-0-0 | | 1-6-0 | | | | | | | |
| 0-0-0 | | 0-0-0 | 0-0-0 | | NEUTRAL | | 0-0-0 | | 0-0-0 | | 0-0-0 | | | | | | | |
| 0-7-0 | | 0-0-0 | 0-0-0 | | NON-CONFERENCE | | 0-2-0 | | 0-0-0 | | 0-5-0 | | | | | | | |
| 0-1-0 | | 0-0-0 | 0-0-0 | | HOME | | 0-0-0 | | 0-0-0 | | 0-1-0 | | | | | | | |
| 0-6-0 | | 0-0-0 | 0-0- | | AWAY | | 0-2-0 | | 0-0-0 | | 0-4-0 | | | | | | | |
| 0-0-0 | | 0-0-0 | 0-0-0 | | NEUTRAL | | 0-0-0 | | 0-0-0 | | 0-0-0 | | | | | | | |
| 2-4-3 | | 0-0-0 | 0-0-0 | | CONFERENCE | | 0-0-0 | | 0-0-0 | | 2-4-3 | | | | | | | |
| 1-2-3 | | 0-0-0 | 0-0-0 | | HOME | | 0-0-0 | | 0-0-0 | | 1-2-3 | | | | | | | |
| 1-2-0 | | 0-0-0 | 0-0-0 | | AWAY | | 0-0-0 | | 0-0-0 | | 1-2-0 | | | | | | | |
| 0-0-0 | | 0-0-0 | 0-0-0 | | NEUTRAL | | 0-0-0 | | 0-0-0 | | 0-0-0 | | | | | | | |
| RPI | S | Opponent | Score | RPI | S | Opponent | Score | RPI | S | Opponent | Score | RPI | S | Opponent | Score | | | |
| | | | | | | | | 76 | A | Baylor | 0 | 5 | | 175 | A | Sam Houston St. | 1 | 4 |
| | | | | | | | | 81 | A | UTEP | 0 | 4 | | 176 | A | Creighton | 0 | 2 |
| | | | | | | | | | | | | | | 186 | H | Southeastern La. | 0 | 2 |
| | | | | | | | | | | | | | | 208 | H | Abilene Christian | 1 | 1 |
| | | | | | | | | | | | | | | 216 | A | Houston Baptist | 0 | 5 |
| | | | | | | | | | | | | | | 258 | H | Lamar | 0 | 0 |
| | | | | | | | | | | | | | | 264 | A | Central Ark. | 1 | 0 |
| | | | | | | | | | | | | | | 267 | H | McNeese St. | 2 | 0 |
| | | | | | | | | | | | | | | 270 | H | Nicholls St. | 1 | 3 |
| | | | | | | | | | | | | | | 271 | H | A&M-Corpus Christi | 1 | 1 |
| | | | | | | | | | | | | | | 295 | H | Tex.-Pan American | 1 | 2 |
| | | | | | | | | | | | | | | 301 | A | Omaha | 0 | 2 |
| | | | | | | | | | | | | | | 302 | A | Prairie View | 1 | 2 |
| | | | | | | | | | | | | | | 309 | A | New Mexico St. | 1 | 2 |
| LAST 10 GAMES | | | | | | | | | | | | | | | | | | |
| | | | | | | | | 258 | H | Lamar | 0 | 0 | | 264 | A | Central Ark. | 1 | 0 |
| | | | | | | | | 267 | H | McNeese St. | 2 | 0 | | 270 | H | Nicholls St. | 1 | 3 |
| | | | | | | | | 208 | H | Abilene Christian | 1 | 1 | | 186 | H | Southeastern La. | 0 | 2 |
| | | | | | | | | 216 | A | Houston Baptist | 0 | 5 | | 175 | A | Sam Houston St. | 1 | 4 |
| | | | | | | | | 271 | H | A&M-Corpus Christi | 1 | 1 | | 302 | A | Prairie View | 1 | 2 |

Non-Div. I Games:

Incarnate Word

| | | | | | | | | | | | |
|-------------------|----------|----------------------|-----------|----------------|-------------|------------------------|-------|-------------|-------|-------------------|-------|
| Average RPI Win: | 314 | WON-LOST | WINNING | LAST 10 | STRENGTH OF | OPP. STRENGTH | TEAM | ADJ | CONF. | ADJ CONF. | |
| Average RPI Loss: | 246 | RECORD | PCT. RANK | GAMES | SCHEDULE | OF SCHEDULE | RPI | RPI | RPI | RPI | |
| DIV. I ONLY | 5-8-3 | .40625 | 234 | 4-4-2 | 324 | 328 | 314 | .37985 | 314 | 31 | 31 |
| DIV. I NON-CONF. | 1-5-1 | .21429 | 289 | 0-1-0 | 228 | 306 | 299 | .38967 | 300 | 32 | 31 |
| <hr/> | | | | | | | | | | | |
| TOTALS | RPI 1-25 | RPI 26-50 | | W-L RECORDS | | RPI 51-100 | | RPI 101-150 | | RPI 150+ | |
| 5-8-3 | 0-0-0 | 0-0-0 | | OVERALL | | 0-0-0 | | 0-1-0 | | 5-7-3 | |
| 3-3-2 | 0-0-0 | 0-0-0 | | HOME | | 0-0-0 | | 0-0-0 | | 3-3-2 | |
| 2-5-1 | 0-0-0 | 0-0-0 | | AWAY | | 0-0-0 | | 0-1-0 | | 2-4-1 | |
| 0-0-0 | 0-0-0 | 0-0-0 | | NEUTRAL | | 0-0-0 | | 0-0-0 | | 0-0-0 | |
| 1-5-1 | 0-0-0 | 0-0-0 | | NON-CONFERENCE | | 0-0-0 | | 0-1-0 | | 1-4-1 | |
| 1-1-1 | 0-0-0 | 0-0-0 | | HOME | | 0-0-0 | | 0-0-0 | | 1-1-1 | |
| 0-4-0 | 0-0-0 | 0-0- | | AWAY | | 0-0-0 | | 0-1-0 | | 0-3-0 | |
| 0-0-0 | 0-0-0 | 0-0-0 | | NEUTRAL | | 0-0-0 | | 0-0-0 | | 0-0-0 | |
| 4-3-2 | 0-0-0 | 0-0-0 | | CONFERENCE | | 0-0-0 | | 0-0-0 | | 4-3-2 | |
| 2-2-1 | 0-0-0 | 0-0-0 | | HOME | | 0-0-0 | | 0-0-0 | | 2-2-1 | |
| 2-1-1 | 0-0-0 | 0-0-0 | | AWAY | | 0-0-0 | | 0-0-0 | | 2-1-1 | |
| 0-0-0 | 0-0-0 | 0-0-0 | | NEUTRAL | | 0-0-0 | | 0-0-0 | | 0-0-0 | |
| RPI | S | Opponent | Score | RPI | S | Opponent | Score | RPI | S | Opponent | Score |
| | | | | | | | | 149 | A | Louisiana Tech | 0 7 |
| | | | | | | | | 186 | H | Southeastern La. | 0 2 |
| | | | | | | | | 192 | A | Jacksonville St. | 1 7 |
| | | | | | | | | 256 | A | Southern Miss. | 0 5 |
| | | | | | | | | 267 | H | McNeese St. | 1 0 |
| | | | | | | | | 288 | A | Northwestern St. | 0 6 |
| | | | | | | | | 293 | H | Alabama St. | 1 2 |
| | | | | | | | | 295 | H | Tex.-Pan American | 1 1 |
| | | | | | | | | 298 | H | Howard | 0 1 |
| | | | | | | | | 302 | A | Prairie View | 2 3 |
| | | | | | | | | 315 | A | Texas Southern | 2 0 |
| | | | | | | | | 322 | A | Mississippi Val. | 2 2 |
| | | | | | | | | 324 | H | Alabama A&M | 3 0 |
| | | | | | | | | 328 | H | Grambling | 1 1 |
| | | | | | | | | 330 | H | Ark.-Pine Bluff | 6 0 |
| | | | | | | | | 332 | A | Alcorn | 4 0 |
| <hr/> | | | | | | | | | | | |
| LAST 10 GAMES | | | | | | | | | | | |
| | | 302 A Prairie View | 2 3 | | | 332 A Alcorn | 4 0 | | | | |
| | | 315 A Texas Southern | 2 0 | | | 322 A Mississippi Val. | 2 2 | | | | |
| | | 324 H Alabama A&M | 3 0 | | | 328 H Grambling | 1 1 | | | | |
| | | 293 H Alabama St. | 1 2 | | | 330 H Ark.-Pine Bluff | 6 0 | | | | |
| | | 298 H Howard | 0 1 | | | 149 A Louisiana Tech | 0 7 | | | | |

Non-Div. I Games: Millsaps 2 0 Mississippi Col. 3 2

Jackson St.

| Average RPI Win: 320 | | WON-LOST | WINNING | LAST 10 | STRENGTH OF | | OPP. STRENGTH | TEAM | ADJ | | CONF. | ADJ CONF. |
|-----------------------|----------|----------|-----------|----------|----------------|-------|---------------|-------|-------------|--------------------|----------|-----------|
| Average RPI Loss: 221 | | RECORD | PCT. RANK | GAMES | SCHEDULE | | OF SCHEDULE | RPI | RPI | | RPI | RPI |
| DIV. I ONLY | | 5-8-3 | .40625 | 234 | 5-3-1 | | 329 | 324 | 315 | | 31 | 31 |
| DIV. I NON-CONF. | | 0-6-1 | .07143 | 320 | 0-1-0 | | 207 | 280 | 316 | | 32 | 31 |
| TOTALS | | RPI 1-25 | RPI 26-50 | | W-L RECORDS | | RPI 51-100 | | RPI 101-150 | | RPI 150+ | |
| 5-8-3 | | 0-0-0 | 0-0-0 | | OVERALL | | 0-1-0 | | 0-0-0 | | 5-7-3 | |
| 2-4-2 | | 0-0-0 | 0-0-0 | | HOME | | 0-0-0 | | 0-0-0 | | 2-4-2 | |
| 3-4-1 | | 0-0-0 | 0-0-0 | | AWAY | | 0-1-0 | | 0-0-0 | | 3-2-1 | |
| 0-0-0 | | 0-0-0 | 0-0-0 | | NEUTRAL | | 0-0-0 | | 0-0-0 | | 0-0-0 | |
| 0-6-1 | | 0-0-0 | 0-0-0 | | NON-CONFERENCE | | 0-1-0 | | 0-0-0 | | 0-5-1 | |
| 0-2-1 | | 0-0-0 | 0-0-0 | | HOME | | 0-0-0 | | 0-0-0 | | 0-2-1 | |
| 0-4-0 | | 0-0-0 | 0-0- | | AWAY | | 0-1-0 | | 0-0-0 | | 0-3-0 | |
| 0-0-0 | | 0-0-0 | 0-0-0 | | NEUTRAL | | 0-0-0 | | 0-0-0 | | 0-0-0 | |
| 5-2-2 | | 0-0-0 | 0-0-0 | | CONFERENCE | | 0-0-0 | | 0-0-0 | | 5-2-2 | |
| 2-2-1 | | 0-0-0 | 0-0-0 | | HOME | | 0-0-0 | | 0-0-0 | | 2-2-1 | |
| 3-0-1 | | 0-0-0 | 0-0-0 | | AWAY | | 0-0-0 | | 0-0-0 | | 3-0-1 | |
| 0-0-0 | | 0-0-0 | 0-0-0 | | NEUTRAL | | 0-0-0 | | 0-0-0 | | 0-0-0 | |
| RPI S | Opponent | Score | RPI S | Opponent | Score | RPI S | Opponent | Score | RPI S | Opponent | Score | |
| | | | | | | 70 A | North Texas | 0 3 | 167 A | La.-Lafayette | 1 5 | |
| | | | | | | | | | 186 H | Southeastern La. | 0 4 | |
| | | | | | | | | | 202 A | SMU | 0 1 | |
| | | | | | | | | | 258 A | Lamar | 0 4 | |
| | | | | | | | | | 271 H | A&M-Corpus Christi | 0 3 | |
| | | | | | | | | | 293 H | Alabama St. | 2 1 | |
| | | | | | | | | | 295 H | Tex.-Pan American | 0 0 | |
| | | | | | | | | | 298 H | Howard | 0 3 | |
| | | | | | | | | | 314 H | Jackson St. | 0 2 | |
| | | | | | | | | | 316 H | Southern U. | 2 0 | |
| | | | | | | | | | 322 A | Mississippi Val. | 0 0 | |
| | | | | | | | | | 324 H | Alabama A&M | 2 2 | |
| | | | | | | | | | 328 A | Grambling | 1 0 | |
| | | | | | | | | | 330 A | Ark.-Pine Bluff | 4 0 | |
| | | | | | | | | | 332 A | Alcorn | 2 1 | |
| LAST 10 GAMES | | | | | | | | | | | | |
| | | | | | | 202 A | SMU | 0 1 | 322 A | Mississippi Val. | 0 0 | |
| | | | | | | 316 H | Southern U. | 2 0 | 328 A | Grambling | 1 0 | |
| | | | | | | 314 H | Jackson St. | 0 2 | 330 A | Ark.-Pine Bluff | 4 0 | |
| | | | | | | 298 H | Howard | 0 3 | 293 H | Alabama St. | 2 1 | |
| | | | | | | 332 A | Alcorn | 2 1 | 324 H | Alabama A&M | 2 2 | |

Non-Div. I Games:

Texas Southern

| Average RPI Win: | 322 | WON-LOST | WINNING | LAST 10 | STRENGTH OF | OPP. STRENGTH | TEAM | ADJ | CONF. | ADJ CONF. | | | | | | | |
|-------------------|----------|-----------|--------------------|----------------|-------------|---------------|-----------------------|-------------|----------------------|-------------------|-------|-----|------------------------|--|--|-----|--|
| Average RPI Loss: | 225 | RECORD | PCT. RANK | GAMES | SCHEDULE | OF SCHEDULE | RPI | RPI | RPI | RPI | | | | | | | |
| DIV. I ONLY | 4-11-2 | .29412 | 279 | 4-4-2 | 300 | 329 | 316 | .37692 | 316 | 31 | 31 | | | | | | |
| DIV. I NON-CONF. | 0-8-0 | 0 | 323 | 0-1-0 | 65 | 319 | 304 | .38349 | 305 | 32 | 31 | | | | | | |
| <hr/> | | | | | | | | | | | | | | | | | |
| TOTALS | RPI 1-25 | RPI 26-50 | | W-L RECORDS | | RPI 51-100 | | RPI 101-150 | | RPI 150+ | | | | | | | |
| 4-11-2 | 0-0-0 | 0-0-0 | | OVERALL | | 0-2-0 | | 0-1-0 | | 4-8-2 | | | | | | | |
| 3-4-1 | 0-0-0 | 0-0-0 | | HOME | | 0-1-0 | | 0-1-0 | | 3-2-1 | | | | | | | |
| 1-6-1 | 0-0-0 | 0-0-0 | | AWAY | | 0-1-0 | | 0-0-0 | | 1-5-1 | | | | | | | |
| 0-1-0 | 0-0-0 | 0-0-0 | | NEUTRAL | | 0-0-0 | | 0-0-0 | | 0-1-0 | | | | | | | |
| <hr/> | | | | | | | | | | | | | | | | | |
| 0-8-0 | 0-0-0 | 0-0-0 | | NON-CONFERENCE | | 0-2-0 | | 0-1-0 | | 0-5-0 | | | | | | | |
| 0-3-0 | 0-0-0 | 0-0-0 | | HOME | | 0-1-0 | | 0-1-0 | | 0-1-0 | | | | | | | |
| 0-4-0 | 0-0-0 | 0-0- | | AWAY | | 0-1-0 | | 0-0-0 | | 0-3-0 | | | | | | | |
| 0-1-0 | 0-0-0 | 0-0-0 | | NEUTRAL | | 0-0-0 | | 0-0-0 | | 0-1-0 | | | | | | | |
| <hr/> | | | | | | | | | | | | | | | | | |
| 4-3-2 | 0-0-0 | 0-0-0 | | CONFERENCE | | 0-0-0 | | 0-0-0 | | 4-3-2 | | | | | | | |
| 3-1-1 | 0-0-0 | 0-0-0 | | HOME | | 0-0-0 | | 0-0-0 | | 3-1-1 | | | | | | | |
| 1-2-1 | 0-0-0 | 0-0-0 | | AWAY | | 0-0-0 | | 0-0-0 | | 1-2-1 | | | | | | | |
| 0-0-0 | 0-0-0 | 0-0-0 | | NEUTRAL | | 0-0-0 | | 0-0-0 | | 0-0-0 | | | | | | | |
| <hr/> | | | | | | | | | | | | | | | | | |
| RPI S | Opponent | Score | RPI S | Opponent | Score | RPI S | Opponent | Score | RPI S | Opponent | Score | | | | | | |
| | | | | | | 71 A | Stephen F. Austin | 0 7 | 149 H | Louisiana Tech | 1 2 | | | | | | |
| | | | | | | 81 H | South Ala. | 0 7 | 203 A | UALR | 0 6 | | | | | | |
| | | | | | | | | | 238 N | La.-Monroe | 0 5 | | | | | | |
| | | | | | | | | | 256 A | Southern Miss. | 0 4 | | | | | | |
| | | | | | | | | | 267 A | McNeese St. | 0 1 | | | | | | |
| | | | | | | | | | 293 H | Alabama St. | 0 2 | | | | | | |
| | | | | | | | | | 295 H | Tex.-Pan American | 0 2 | | | | | | |
| | | | | | | | | | 298 H | Howard | 1 0 | | | | | | |
| | | | | | | | | | 302 A | Prairie View | 0 2 | | | | | | |
| | | | | | | | | | 315 A | Texas Southern | 0 2 | | | | | | |
| | | | | | | | | | 322 A | Mississippi Val. | 0 0 | | | | | | |
| | | | | | | | | | 324 H | Alabama A&M | 0 0 | | | | | | |
| | | | | | | | | | 328 H | Grambling | 4 2 | | | | | | |
| | | | | | | | | | 330 H | Ark.-Pine Bluff | 3 0 | | | | | | |
| | | | | | | | | | 332 A | Alcorn | 3 0 | | | | | | |
| | | | | | | <hr/> | | | | | | | | | | | |
| | | | | | | | | | LAST 10 GAMES | | | | | | | | |
| | | | | | | | | | 315 A Texas Southern | | | 0 2 | 322 A Mississippi Val. | | | 0 0 | |
| | | | 302 A Prairie View | | | 0 2 | 332 A Alcorn | | | 3 0 | | | | | | | |
| | | | 293 H Alabama St. | | | 0 2 | 330 H Ark.-Pine Bluff | | | 3 0 | | | | | | | |
| | | | 324 H Alabama A&M | | | 0 0 | 328 H Grambling | | | 4 2 | | | | | | | |
| | | | 298 H Howard | | | 1 0 | 256 A Southern Miss. | | | 0 4 | | | | | | | |

Non-Div. I Games:

Southern U.

V
M
I

VMI

| Average RPI Win: 319 | | WON-LOST | WINNING | LAST 10 | STRENGTH OF | | OPP. STRENGTH | TEAM | ADJ | | CONF. | ADJ CONF. | |
|-----------------------|-------|----------|-----------|----------------|-------------|--------------|---------------|-------|-------------|---------------------|---------------------|-----------|---|
| Average RPI Loss: 213 | | RECORD | PCT. RANK | GAMES | SCHEDULE | | OF SCHEDULE | RPI | RPI | | RPI | RPI | |
| DIV. I ONLY | | 3-12-1 | .21875 | 300 | 2-7-1 | | 280 | 318 | 317 | .37373 | 318 | 32 | |
| DIV. I NON-CONF. | | 2-12-1 | .16667 | 300 | 1-7-1 | | 245 | 308 | 312 | .36874 | 312 | 31 | |
| TOTALS | | RPI 1-25 | RPI 26-50 | | W-L RECORDS | | RPI 51-100 | | RPI 101-150 | | RPI 150+ | | |
| 3-12-1 | 0-0-0 | 0-0-0 | | OVERALL | | 0-0-0 | | 0-3-0 | | 3-9-1 | | | |
| 3-5-1 | 0-0-0 | 0-0-0 | | HOME | | 0-0-0 | | 0-2-0 | | 3-3-1 | | | |
| 0-7-0 | 0-0-0 | 0-0-0 | | AWAY | | 0-0-0 | | 0-1-0 | | 0-6-0 | | | |
| 0-0-0 | 0-0-0 | 0-0-0 | | NEUTRAL | | 0-0-0 | | 0-0-0 | | 0-0-0 | | | |
| 2-12-1 | 0-0-0 | 0-0-0 | | NON-CONFERENCE | | 0-0-0 | | 0-3-0 | | 2-9-1 | | | |
| 2-5-1 | 0-0-0 | 0-0-0 | | HOME | | 0-0-0 | | 0-2-0 | | 2-3-1 | | | |
| 0-7-0 | 0-0-0 | 0-0- | | AWAY | | 0-0-0 | | 0-1-0 | | 0-6-0 | | | |
| 0-0-0 | 0-0-0 | 0-0-0 | | NEUTRAL | | 0-0-0 | | 0-0-0 | | 0-0-0 | | | |
| 1-0-0 | 0-0-0 | 0-0-0 | | CONFERENCE | | 0-0-0 | | 0-0-0 | | 1-0-0 | | | |
| 1-0-0 | 0-0-0 | 0-0-0 | | HOME | | 0-0-0 | | 0-0-0 | | 1-0-0 | | | |
| 0-0-0 | 0-0-0 | 0-0-0 | | AWAY | | 0-0-0 | | 0-0-0 | | 0-0-0 | | | |
| 0-0-0 | 0-0-0 | 0-0-0 | | NEUTRAL | | 0-0-0 | | 0-0-0 | | 0-0-0 | | | |
| RPI | S | Opponent | Score | RPI | S | Opponent | Score | RPI | S | Opponent | Score | | |
| | | | | | | | | 113 | H | Monmouth | 0 | 2 | |
| | | | | | | | | 122 | H | Hartford | 0 | 1 | |
| | | | | | | | | 148 | A | Central Conn. St. | 0 | 2 | |
| | | | | | | | | 158 | H | Columbia | 0 | 0 | |
| | | | | | | | | 165 | A | Rider | 1 | 2 | |
| | | | | | | | | 170 | H | Fairleigh Dickinson | 0 | 1 | |
| | | | | | | | | 185 | H | Cornell | 0 | 1 | |
| | | | | | | | | 212 | H | Manhattan | 0 | 1 | |
| | | | | | | | | 233 | A | Albany (NY) | 1 | 4 | |
| | | | | | | | | 281 | A | Iona | 1 | 2 | |
| | | | | | | | | 303 | A | Citadel | 1 | 2 | |
| | | | | | | | | 305 | A | LIU Brooklyn | 0 | 1 | |
| | | | | | | | | 306 | H | Canisius | 1 | 0 | |
| | | | | | | | | 320 | A | Charleston So. | 1 | 2 | |
| | | | | | | | | 325 | H | Delaware St. | 2 | 1 | |
| | | | | | | | | 326 | H | Saint Peter's | 2 | 0 | |
| LAST 10 GAMES | | | | | | | | | | | | | |
| | | | | 306 | H | Canisius | 1 | 0 | 170 | H | Fairleigh Dickinson | 0 | 1 |
| | | | | 185 | H | Cornell | 0 | 1 | 233 | A | Albany (NY) | 1 | 4 |
| | | | | 158 | H | Columbia | 0 | 0 | 281 | A | Iona | 1 | 2 |
| | | | | 325 | H | Delaware St. | 2 | 1 | 165 | A | Rider | 1 | 2 |
| | | | | 305 | A | LIU Brooklyn | 0 | 1 | 148 | A | Central Conn. St. | 0 | 2 |

Non-Div. I Games:

NJIT

| Average RPI Win: | | 319 | WON-LOST RECORD | | WINNING PCT. RANK | | LAST 10 GAMES | | STRENGTH OF SCHEDULE | | OPP. STRENGTH OF SCHEDULE | | TEAM RPI | | ADJ RPI | | CONF. RPI | | ADJ CONF. RPI | |
|------------------|---|----------|-----------------|-----------|-------------------|----------------|---------------|------------|----------------------|-------------|---------------------------|----------------|----------|----------|---------|-------|-----------|--------------------|---------------|----|
| DIV. I ONLY | | | 3-13-1 | | .20588 | 309 | 2-7-1 | | 294 | | 316 | | 319 | | .3654 | 319 | | 19 | | 19 |
| DIV. I NON-CONF. | | | 3-7-0 | | .3 | 269 | 2-1-0 | | 301 | | 329 | | 313 | | .36523 | 315 | | 19 | | 19 |
| TOTALS | | RPI 1-25 | | RPI 26-50 | | W-L RECORDS | | RPI 51-100 | | RPI 101-150 | | RPI 150+ | | | | | | | | |
| 3-13-1 | | 0-0-0 | | 0-1-0 | | OVERALL | | 0-1-0 | | 0-2-0 | | 3-9-1 | | | | | | | | |
| 1-7-1 | | 0-0-0 | | 0-1-0 | | HOME | | 0-1-0 | | 0-0-0 | | 1-5-1 | | | | | | | | |
| 2-6-0 | | 0-0-0 | | 0-0-0 | | AWAY | | 0-0-0 | | 0-2-0 | | 2-4-0 | | | | | | | | |
| 0-0-0 | | 0-0-0 | | 0-0-0 | | NEUTRAL | | 0-0-0 | | 0-0-0 | | 0-0-0 | | | | | | | | |
| 3-7-0 | | 0-0-0 | | 0-0-0 | | NON-CONFERENCE | | 0-1-0 | | 0-1-0 | | 3-5-0 | | | | | | | | |
| 1-4-0 | | 0-0-0 | | 0-0-0 | | HOME | | 0-1-0 | | 0-0-0 | | 1-3-0 | | | | | | | | |
| 2-3-0 | | 0-0-0 | | 0-0- | | AWAY | | 0-0-0 | | 0-1-0 | | 2-2-0 | | | | | | | | |
| 0-0-0 | | 0-0-0 | | 0-0-0 | | NEUTRAL | | 0-0-0 | | 0-0-0 | | 0-0-0 | | | | | | | | |
| 0-6-1 | | 0-0-0 | | 0-1-0 | | CONFERENCE | | 0-0-0 | | 0-1-0 | | 0-4-1 | | | | | | | | |
| 0-3-1 | | 0-0-0 | | 0-1-0 | | HOME | | 0-0-0 | | 0-0-0 | | 0-2-1 | | | | | | | | |
| 0-3-0 | | 0-0-0 | | 0-0-0 | | AWAY | | 0-0-0 | | 0-1-0 | | 0-2-0 | | | | | | | | |
| 0-0-0 | | 0-0-0 | | 0-0-0 | | NEUTRAL | | 0-0-0 | | 0-0-0 | | 0-0-0 | | | | | | | | |
| RPI | S | Opponent | | Score | | RPI | S | Opponent | | Score | | RPI | S | Opponent | | Score | | | | |
| | | | | 37 | H | FGCU | | 0 | 3 | 95 | H | Furman | | 0 | 3 | 141 | A | Jacksonville | 1 | 2 |
| | | | | | | | | | | | | | | | | 142 | A | East Tenn. St. | 0 | 5 |
| | | | | | | | | | | | | | | | | 164 | H | Lipscomb | 0 | 4 |
| | | | | | | | | | | | | | | | | 174 | A | Kennesaw St. | 0 | 1 |
| | | | | | | | | | | | | | | | | 249 | H | Gardner-Webb | 0 | 1 |
| | | | | | | | | | | | | | | | | 266 | H | Northern Ky. | 1 | 1 |
| | | | | | | | | | | | | | | | | 269 | A | North Florida | 0 | 2 |
| | | | | | | | | | | | | | | | | 280 | H | Stetson | 2 | 3 |
| | | | | | | | | | | | | | | | | 283 | H | UNC Asheville | 0 | 1 |
| | | | | | | | | | | | | | | | | 286 | H | Presbyterian | 0 | 1 |
| | | | | | | | | | | | | | | | | 293 | A | Alabama St. | 0 | 1 |
| | | | | | | | | | | | | | | | | 303 | A | Citadel | 0 | 1 |
| | | | | | | | | | | | | | | | | 310 | H | Francis Marion | 2 | 1 |
| | | | | | | | | | | | | | | | | 317 | A | VMI | 1 | 0 |
| | | | | | | | | | | | | | | | | 331 | A | South Carolina St. | 4 | 1 |
| LAST 10 GAMES | | | | | | | | | | | | | | | | | | | | |
| | | | | 174 | A | Kennesaw St. | | 0 | 1 | 280 | H | Stetson | | 2 | 3 | | | | | |
| | | | | 310 | H | Francis Marion | | 2 | 1 | 37 | H | FGCU | | 0 | 3 | | | | | |
| | | | | 164 | H | Lipscomb | | 0 | 4 | 266 | H | Northern Ky. | | 1 | 1 | | | | | |
| | | | | 141 | A | Jacksonville | | 1 | 2 | 317 | A | VMI | | 1 | 0 | | | | | |
| | | | | 269 | A | North Florida | | 0 | 2 | 142 | A | East Tenn. St. | | 0 | 5 | | | | | |

Non-Div. I Games:

USC Upstate

| Average RPI Win: | | 300 | WON-LOST RECORD | | WINNING PCT. RANK | | LAST 10 GAMES | | STRENGTH OF SCHEDULE | | OPP. STRENGTH OF SCHEDULE | | TEAM RPI | | ADJ RPI | | CONF. RPI | | ADJ CONF. RPI | |
|------------------|---|----------|-----------------|-----------|-------------------|----------------|----------------|------------|----------------------|-------------|---------------------------|--------------------|----------|-------|------------|--|-----------|--|---------------|--|
| DIV. I ONLY | | | 4-12-1 | | .26471 285 | | 1-8-1 | | 315 | | 312 | | 320 | | .36236 320 | | 25 | | 25 | |
| DIV. I NON-CONF. | | | 3-5-0 | | .375 234 | | 0-1-0 | | 331 | | 307 | | 323 | | .33379 324 | | 30 | | 30 | |
| TOTALS | | RPI 1-25 | | RPI 26-50 | | W-L RECORDS | | RPI 51-100 | | RPI 101-150 | | RPI 150+ | | | | | | | | |
| 4-12-1 | | 0-0-0 | | 0-0-0 | | OVERALL | | 0-0-0 | | 0-3-0 | | 4-9-1 | | | | | | | | |
| 4-4-0 | | 0-0-0 | | 0-0-0 | | HOME | | 0-0-0 | | 0-3-0 | | 4-1-0 | | | | | | | | |
| 0-8-1 | | 0-0-0 | | 0-0-0 | | AWAY | | 0-0-0 | | 0-0-0 | | 0-8-1 | | | | | | | | |
| 0-0-0 | | 0-0-0 | | 0-0-0 | | NEUTRAL | | 0-0-0 | | 0-0-0 | | 0-0-0 | | | | | | | | |
| 3-5-0 | | 0-0-0 | | 0-0-0 | | NON-CONFERENCE | | 0-0-0 | | 0-1-0 | | 3-4-0 | | | | | | | | |
| 3-1-0 | | 0-0-0 | | 0-0-0 | | HOME | | 0-0-0 | | 0-1-0 | | 3-0-0 | | | | | | | | |
| 0-4-0 | | 0-0-0 | | 0-0- | | AWAY | | 0-0-0 | | 0-0-0 | | 0-4-0 | | | | | | | | |
| 0-0-0 | | 0-0-0 | | 0-0-0 | | NEUTRAL | | 0-0-0 | | 0-0-0 | | 0-0-0 | | | | | | | | |
| 1-7-1 | | 0-0-0 | | 0-0-0 | | CONFERENCE | | 0-0-0 | | 0-2-0 | | 1-5-1 | | | | | | | | |
| 1-3-0 | | 0-0-0 | | 0-0-0 | | HOME | | 0-0-0 | | 0-2-0 | | 1-1-0 | | | | | | | | |
| 0-4-1 | | 0-0-0 | | 0-0-0 | | AWAY | | 0-0-0 | | 0-0-0 | | 0-4-1 | | | | | | | | |
| 0-0-0 | | 0-0-0 | | 0-0-0 | | NEUTRAL | | 0-0-0 | | 0-0-0 | | 0-0-0 | | | | | | | | |
| RPI | S | Opponent | | Score | RPI | S | Opponent | | Score | RPI | S | Opponent | | Score | | | | | | |
| | | | | | | | | | | 106 | H | Liberty | 1 | 4 | | | | | | |
| | | | | | | | | | | 132 | H | Richmond | 1 | 3 | | | | | | |
| | | | | | | | | | | 145 | H | High Point | 1 | 2 | | | | | | |
| | | | | | | | | | | 207 | H | Campbell | 1 | 2 | | | | | | |
| | | | | | | | | | | 221 | A | Longwood | 0 | 2 | | | | | | |
| | | | | | | | | | | 244 | A | Radford | 2 | 3 | | | | | | |
| | | | | | | | | | | 249 | A | Gardner-Webb | 1 | 2 | | | | | | |
| | | | | | | | | | | 254 | A | Col. of Charleston | 1 | 2 | | | | | | |
| | | | | | | | | | | 262 | A | Winthrop | 2 | 3 | | | | | | |
| | | | | | | | | | | 269 | H | North Florida | 1 | 0 | | | | | | |
| | | | | | | | | | | 280 | A | Stetson | 0 | 1 | | | | | | |
| | | | | | | | | | | 283 | H | UNC Asheville | 3 | 2 | | | | | | |
| | | | | | | | | | | 286 | A | Presbyterian | 0 | 0 | | | | | | |
| | | | | | | | | | | 303 | A | Citadel | 1 | 3 | | | | | | |
| | | | | | | | | | | 310 | A | Francis Marion | 2 | 3 | | | | | | |
| | | | | | | | | | | 318 | H | NJIT | 2 | 1 | | | | | | |
| | | | | | | | | | | 331 | H | South Carolina St. | 2 | 0 | | | | | | |
| LAST 10 GAMES | | | | | | | | | | | | | | | | | | | | |
| | | | | | 249 | A | Gardner-Webb | 1 | 2 | 207 | H | Campbell | 1 | 2 | | | | | | |
| | | | | | 145 | H | High Point | 1 | 2 | 283 | H | UNC Asheville | 3 | 2 | | | | | | |
| | | | | | 221 | A | Longwood | 0 | 2 | 286 | A | Presbyterian | 0 | 0 | | | | | | |
| | | | | | 262 | A | Winthrop | 2 | 3 | 244 | A | Radford | 2 | 3 | | | | | | |
| | | | | | 310 | A | Francis Marion | 2 | 3 | 106 | H | Liberty | 1 | 4 | | | | | | |

Non-Div. I Games: SCAD 3 1

Charleston So.

| Average RPI Win: | 294 | WON-LOST RECORD | WINNING PCT. RANK | LAST 10 GAMES | STRENGTH OF SCHEDULE | OPP. STRENGTH OF SCHEDULE | TEAM RPI | ADJ RPI | CONF. RPI | ADJ CONF. RPI | |
|------------------|----------|--------------------|----------------------|------------------|-------------------------|------------------------------|--------------------|------------|--------------|---------------------|-------|
| DIV. I ONLY | 2-16-0 | .11111 | 324 | 2-8-0 | 267 | 277 | 321 | .36044 | 321 | 29 | 29 |
| DIV. I NON-CONF. | 1-10-0 | .09091 | 317 | 1-2-0 | 191 | 247 | 309 | .37921 | 310 | 28 | 28 |
| <hr/> | | | | | | | | | | | |
| TOTALS | RPI 1-25 | RPI 26-50 | | W-L RECORDS | RPI 51-100 | | RPI 101-150 | | RPI 150+ | | |
| 2-16-0 | 0-0-0 | 0-0-0 | | OVERALL | 0-3-0 | | 0-2-0 | | 2-11-0 | | |
| 2-6-0 | 0-0-0 | 0-0-0 | | HOME | 0-0-0 | | 0-0-0 | | 2-6-0 | | |
| 0-8-0 | 0-0-0 | 0-0-0 | | AWAY | 0-3-0 | | 0-1-0 | | 0-4-0 | | |
| 0-2-0 | 0-0-0 | 0-0-0 | | NEUTRAL | 0-0-0 | | 0-1-0 | | 0-1-0 | | |
| <hr/> | | | | | | | | | | | |
| 1-10-0 | 0-0-0 | 0-0-0 | | NON-CONFERENCE | 0-3-0 | | 0-2-0 | | 1-5-0 | | |
| 1-3-0 | 0-0-0 | 0-0-0 | | HOME | 0-0-0 | | 0-0-0 | | 1-3-0 | | |
| 0-5-0 | 0-0-0 | 0-0- | | AWAY | 0-3-0 | | 0-1-0 | | 0-1-0 | | |
| 0-2-0 | 0-0-0 | 0-0-0 | | NEUTRAL | 0-0-0 | | 0-1-0 | | 0-1-0 | | |
| <hr/> | | | | | | | | | | | |
| 1-6-0 | 0-0-0 | 0-0-0 | | CONFERENCE | 0-0-0 | | 0-0-0 | | 1-6-0 | | |
| 1-3-0 | 0-0-0 | 0-0-0 | | HOME | 0-0-0 | | 0-0-0 | | 1-3-0 | | |
| 0-3-0 | 0-0-0 | 0-0-0 | | AWAY | 0-0-0 | | 0-0-0 | | 0-3-0 | | |
| 0-0-0 | 0-0-0 | 0-0-0 | | NEUTRAL | 0-0-0 | | 0-0-0 | | 0-0-0 | | |
| <hr/> | | | | | | | | | | | |
| RPI S | Opponent | Score | RPI S | Opponent | Score | RPI S | Opponent | Score | RPI S | Opponent | Score |
| | | | | | | 67 A | Navy | 0 3 | 117 A | Bucknell | 1 7 |
| | | | | | | 90 A | George Washington | 0 6 | 143 N | UMBC | 0 6 |
| | | | | | | 98 A | Temple | 0 3 | 157 N | Loyola Maryland | 0 2 |
| | | | | | | | | | 166 H | Penn | 0 1 |
| | | | | | | | | | 170 H | Fairleigh Dickinson | 0 3 |
| | | | | | | | | | 194 H | Lehigh | 0 1 |
| | | | | | | | | | 234 A | Wagner | 0 1 |
| | | | | | | | | | 240 H | Sacred Heart | 0 4 |
| | | | | | | | | | 287 A | American | 0 3 |
| | | | | | | | | | 289 H | Bryant | 2 1 |
| | | | | | | 291 H | Robert Morris | 1 5 | 292 A | Saint Francis (PA) | 0 4 |
| | | | | | | 298 H | Howard | 3 1 | 305 A | LIU Brooklyn | 1 5 |
| | | | | | | 325 H | Delaware St. | 0 2 | | | |
| | | | | | | LAST 10 GAMES | | | | | |
| | | | | | | 240 H | Sacred Heart | 0 4 | 234 A | Wagner | 0 1 |
| | | | | | | 292 A | Saint Francis (PA) | 0 4 | 170 H | Fairleigh Dickinson | 0 3 |
| | | | | | | 291 H | Robert Morris | 1 5 | 67 A | Navy | 0 3 |
| | | | | | | 289 H | Bryant | 2 1 | 298 H | Howard | 3 1 |
| | | | | | | 305 A | LIU Brooklyn | 1 5 | 157 N | Loyola Maryland | 0 2 |

Non-Div. I Games:

Mt. St. Mary's

| | | | | | | | | | | | | | | | | | | |
|------------------|----------|--------------------|-------|----------------------|-----|-----------------------|-------|-------------------------|---|------------------------------|-------|----------------------|-----|------------------|-------|--------------|--|------------------|
| Average RPI Win: | 327 | WON-LOST RECORD | | WINNING PCT. RANK | | LAST 10 GAMES | | STRENGTH OF SCHEDULE | | OPP. STRENGTH OF SCHEDULE | | TEAM RPI | | ADJ RPI | | CONF. RPI | | ADJ CONF. RPI |
| DIV. I ONLY | | 3-10-3 | | .28125 | 282 | 3-4-3 | | 317 | | 326 | | 322 | | .3559 | 322 | 31 | | 31 |
| DIV. I NON-CONF. | | 0-7-0 | | 0 | 323 | 0-1-0 | | 272 | | 285 | | 326 | | .32184 | 326 | 32 | | 31 |
| TOTALS | RPI 1-25 | | | RPI 26-50 | | W-L RECORDS | | RPI 51-100 | | | | | | RPI 101-150 | | | | RPI 150+ |
| 3-10-3 | 0-0-0 | | | 0-0-0 | | OVERALL | | 0-0-0 | | | | | | 0-0-0 | | | | 3-10-3 |
| 0-3-3 | 0-0-0 | | | 0-0-0 | | HOME | | 0-0-0 | | | | | | 0-0-0 | | | | 0-3-3 |
| 3-7-0 | 0-0-0 | | | 0-0-0 | | AWAY | | 0-0-0 | | | | | | 0-0-0 | | | | 3-7-0 |
| 0-0-0 | 0-0-0 | | | 0-0-0 | | NEUTRAL | | 0-0-0 | | | | | | 0-0-0 | | | | 0-0-0 |
| 0-7-0 | 0-0-0 | | | 0-0-0 | | NON-CONFERENCE | | 0-0-0 | | | | | | 0-0-0 | | | | 0-7-0 |
| 0-1-0 | 0-0-0 | | | 0-0-0 | | HOME | | 0-0-0 | | | | | | 0-0-0 | | | | 0-1-0 |
| 0-6-0 | 0-0-0 | | | 0-0- | | AWAY | | 0-0-0 | | | | | | 0-0-0 | | | | 0-6-0 |
| 0-0-0 | 0-0-0 | | | 0-0-0 | | NEUTRAL | | 0-0-0 | | | | | | 0-0-0 | | | | 0-0-0 |
| 3-3-3 | 0-0-0 | | | 0-0-0 | | CONFERENCE | | 0-0-0 | | | | | | 0-0-0 | | | | 3-3-3 |
| 0-2-3 | 0-0-0 | | | 0-0-0 | | HOME | | 0-0-0 | | | | | | 0-0-0 | | | | 0-2-3 |
| 3-1-0 | 0-0-0 | | | 0-0-0 | | AWAY | | 0-0-0 | | | | | | 0-0-0 | | | | 3-1-0 |
| 0-0-0 | 0-0-0 | | | 0-0-0 | | NEUTRAL | | 0-0-0 | | | | | | 0-0-0 | | | | 0-0-0 |
| RPI | S | Opponent | Score | RPI | S | Opponent | Score | RPI | S | Opponent | Score | RPI | S | Opponent | Score | | | |
| | | | | | | | | | | | | 186 | A | Southeastern La. | 0 | 9 | | |
| | | | | | | | | | | | | 192 | A | Jacksonville St. | 0 | 15 | | |
| | | | | | | | | | | | | 203 | A | UALR | 0 | 9 | | |
| | | | | | | | | | | | | 238 | A | La.-Monroe | 1 | 3 | | |
| | | | | | | | | | | | | 256 | A | Southern Miss. | 0 | 8 | | |
| | | | | | | | | | | | | 264 | H | Central Ark. | 0 | 10 | | |
| | | | | | | | | | | | | 293 | A | Alabama St. | 1 | 3 | | |
| | | | | | | | | | | | | 294 | A | Arkansas St. | 1 | 5 | | |
| | | | | | | | | | | | | 298 | H | Howard | 1 | 3 | | |
| | | | | | | | | | | | | 302 | H | Prairie View | 3 | 4 | | |
| | | | | | | | | | | | | 314 | H | Jackson St. | 2 | 2 | | |
| | | | | | | | | | | | | 315 | H | Texas Southern | 0 | 0 | | |
| | | | | | | | | | | | | 316 | H | Southern U. | 0 | 0 | | |
| | | | | | | | | | | | | 324 | A | Alabama A&M | 2 | 0 | | |
| | | | | | | | | | | | | 328 | A | Grambling | 5 | 1 | | |
| | | | | | | | | | | | | 330 | A | Ark.-Pine Bluff | 5 | 1 | | |
| | | | | | | LAST 10 GAMES | | | | | | | | | | | | |
| | | | | | | 324 A Alabama A&M | 2 0 | | | | | 315 H Texas Southern | 0 0 | | | | | |
| | | | | | | 293 A Alabama St. | 1 3 | | | | | 316 H Southern U. | 0 0 | | | | | |
| | | | | | | 328 A Grambling | 5 1 | | | | | 314 H Jackson St. | 2 2 | | | | | |
| | | | | | | 330 A Ark.-Pine Bluff | 5 1 | | | | | 298 H Howard | 1 3 | | | | | |

Non-Div. I Games:

Mississippi Val.

| Average RPI Win: 329 | | WON-LOST | WINNING | LAST 10 | STRENGTH OF | | OPP. STRENGTH | TEAM | ADJ | | CONF. | ADJ CONF. | |
|-----------------------|-------|----------|-----------|----------------|-------------|----------------------|---------------|-------|-------------|----------------------|----------|-----------|----|
| Average RPI Loss: 207 | | RECORD | PCT. RANK | GAMES | SCHEDULE | | OF SCHEDULE | RPI | RPI | | RPI | RPI | |
| DIV. I ONLY | | 1-14-1 | .09375 | 325 | 0-10-0 | | 272 | 313 | 324 | .35127 | 323 | 22 | 22 |
| DIV. I NON-CONF. | | 1-5-1 | .21429 | 289 | 0-1-0 | | 277 | 327 | 314 | .36573 | 314 | 22 | 21 |
| TOTALS | | RPI 1-25 | RPI 26-50 | | W-L RECORDS | | RPI 51-100 | | RPI 101-150 | | RPI 150+ | | |
| 1-14-1 | 0-0-0 | 0-0-0 | | OVERALL | | 0-0-0 | | 0-4-0 | | 1-10-1 | | | |
| 0-6-1 | 0-0-0 | 0-0-0 | | HOME | | 0-0-0 | | 0-2-0 | | 0-4-1 | | | |
| 1-8-0 | 0-0-0 | 0-0-0 | | AWAY | | 0-0-0 | | 0-2-0 | | 1-6-0 | | | |
| 0-0-0 | 0-0-0 | 0-0-0 | | NEUTRAL | | 0-0-0 | | 0-0-0 | | 0-0-0 | | | |
| 1-5-1 | 0-0-0 | 0-0-0 | | NON-CONFERENCE | | 0-0-0 | | 0-1-0 | | 1-4-1 | | | |
| 0-1-1 | 0-0-0 | 0-0-0 | | HOME | | 0-0-0 | | 0-0-0 | | 0-1-1 | | | |
| 1-4-0 | 0-0-0 | 0-0- | | AWAY | | 0-0-0 | | 0-1-0 | | 1-3-0 | | | |
| 0-0-0 | 0-0-0 | 0-0-0 | | NEUTRAL | | 0-0-0 | | 0-0-0 | | 0-0-0 | | | |
| 0-9-0 | 0-0-0 | 0-0-0 | | CONFERENCE | | 0-0-0 | | 0-3-0 | | 0-6-0 | | | |
| 0-5-0 | 0-0-0 | 0-0-0 | | HOME | | 0-0-0 | | 0-2-0 | | 0-3-0 | | | |
| 0-4-0 | 0-0-0 | 0-0-0 | | AWAY | | 0-0-0 | | 0-1-0 | | 0-3-0 | | | |
| 0-0-0 | 0-0-0 | 0-0-0 | | NEUTRAL | | 0-0-0 | | 0-0-0 | | 0-0-0 | | | |
| RPI | S | Opponent | Score | RPI | S | Opponent | Score | RPI | S | Opponent | Score | | |
| | | | | | | | | 107 | A | Montana | 0 7 | | |
| | | | | | | | | 112 | A | Nebraska | 0 4 | | |
| | | | | | | | | 125 | H | Portland St. | 0 1 | | |
| | | | | | | | | 129 | H | Northern Ariz. | 0 3 | | |
| | | | | | | | | 176 | H | Creighton | 0 3 | | |
| | | | | | | | | 209 | A | Idaho St. | 0 1 | | |
| | | | | | | | | 210 | H | Southern Utah | 1 3 | | |
| | | | | | | | | 237 | A | Green Bay | 0 6 | | |
| | | | | | | | | 252 | H | Eastern Wash. | 0 1 | | |
| | | | | | | | | 261 | A | South Dakota | 1 5 | | |
| | | | | | | | | 263 | A | Idaho | 0 1 | | |
| | | | | | | | | 265 | A | Weber St. | 0 3 | | |
| | | | | | | | | 268 | A | North Dakota St. | 0 1 | | |
| | | | | | | | | 273 | H | UNI | 1 1 | | |
| | | | | | | | | 284 | H | Sacramento St. | 0 5 | | |
| | | | | | | | | 329 | A | Chicago St. | 3 0 | | |
| LAST 10 GAMES | | | | | | | | | | | | | |
| | | | | | | 252 H Eastern Wash. | 0 1 | | | 129 H Northern Ariz. | 0 3 | | |
| | | | | | | 107 A Montana | 0 7 | | | 265 A Weber St. | 0 3 | | |
| | | | | | | 125 H Portland St. | 0 1 | | | 209 A Idaho St. | 0 1 | | |
| | | | | | | 284 H Sacramento St. | 0 5 | | | 263 A Idaho | 0 1 | | |
| | | | | | | 210 H Southern Utah | 1 3 | | | 261 A South Dakota | 1 5 | | |

Non-Div. I Games:

North Dakota

| Average RPI Win: 330 | | WON-LOST | WINNING | LAST 10 | STRENGTH OF | OPP. STRENGTH | TEAM | ADJ | CONF. | ADJ CONF. | | |
|-----------------------|---|----------|-----------|-----------|-------------|----------------|-------|------------|--------|-------------|-------|----------|
| Average RPI Loss: 234 | | RECORD | PCT. RANK | GAMES | SCHEDULE | OF SCHEDULE | RPI | RPI | RPI | RPI | | |
| DIV. I ONLY | | 2-11-4 | .23529 | 296 | 2-4-4 | 311 | 327 | 323 | .34808 | 324 | 31 | 31 |
| DIV. I NON-CONF. | | 0-8-1 | .05556 | 322 | 0-1-1 | 214 | 318 | 318 | .34697 | 319 | 32 | 31 |
| <hr/> | | | | | | | | | | | | |
| TOTALS | | RPI 1-25 | | RPI 26-50 | | W-L RECORDS | | RPI 51-100 | | RPI 101-150 | | RPI 150+ |
| 2-11-4 | | 0-0-0 | | 0-0-0 | | OVERALL | | 0-1-0 | | 0-1-0 | | 2-9-4 |
| 2-4-0 | | 0-0-0 | | 0-0-0 | | HOME | | 0-1-0 | | 0-0-0 | | 2-3-0 |
| 0-7-4 | | 0-0-0 | | 0-0-0 | | AWAY | | 0-0-0 | | 0-1-0 | | 0-5-4 |
| 0-0-0 | | 0-0-0 | | 0-0-0 | | NEUTRAL | | 0-0-0 | | 0-0-0 | | 0-0-0 |
| 0-8-1 | | 0-0-0 | | 0-0-0 | | NON-CONFERENCE | | 0-1-0 | | 0-1-0 | | 0-6-1 |
| 0-3-0 | | 0-0-0 | | 0-0-0 | | HOME | | 0-1-0 | | 0-0-0 | | 0-2-0 |
| 0-5-1 | | 0-0-0 | | 0-0- | | AWAY | | 0-0-0 | | 0-1-0 | | 0-4-1 |
| 0-0-0 | | 0-0-0 | | 0-0-0 | | NEUTRAL | | 0-0-0 | | 0-0-0 | | 0-0-0 |
| 2-3-3 | | 0-0-0 | | 0-0-0 | | CONFERENCE | | 0-0-0 | | 0-0-0 | | 2-3-3 |
| 2-1-0 | | 0-0-0 | | 0-0-0 | | HOME | | 0-0-0 | | 0-0-0 | | 2-1-0 |
| 0-2-3 | | 0-0-0 | | 0-0-0 | | AWAY | | 0-0-0 | | 0-0-0 | | 0-2-3 |
| 0-0-0 | | 0-0-0 | | 0-0-0 | | NEUTRAL | | 0-0-0 | | 0-0-0 | | 0-0-0 |
| RPI | S | Opponent | Score | RPI | S | Opponent | Score | RPI | S | Opponent | Score | |
| | | | | | | | | | | | | |
| | | | | | | | | | | | | |
| | | | | | | | | | | | | |
| | | | | | | | | | | | | |
| | | | | | | | | | | | | |
| | | | | | | | | | | | | |
| | | | | | | | | | | | | |
| | | | | | | | | | | | | |
| | | | | | | | | | | | | |
| | | | | | | | | | | | | |
| | | | | | | | | | | | | |
| | | | | | | | | | | | | |
| | | | | | | | | | | | | |
| | | | | | | | | | | | | |
| | | | | | | | | | | | | |
| | | | | | | | | | | | | |
| | | | | | | | | | | | | |
| | | | | | | | | | | | | |
| | | | | | | | | | | | | |
| | | | | | | | | | | | | |
| | | | | | | | | | | | | |
| | | | | | | | | | | | | |
| | | | | | | | | | | | | |
| | | | | | | | | | | | | |
| | | | | | | | | | | | | |
| | | | | | | | | | | | | |
| | | | | | | | | | | | | |
| | | | | | | | | | | | | |
| | | | | | | | | | | | | |
| | | | | | | | | | | | | |
| | | | | | | | | | | | | |
| | | | | | | | | | | | | |
| | | | | | | | | | | | | |
| | | | | | | | | | | | | |
| | | | | | | | | | | | | |
| | | | | | | | | | | | | |
| | | | | | | | | | | | | |
| | | | | | | | | | | | | |
| | | | | | | | | | | | | |
| | | | | | | | | | | | | |
| | | | | | | | | | | | | |
| | | | | | | | | | | | | |
| | | | | | | | | | | | | |
| | | | | | | | | | | | | |
| | | | | | | | | | | | | |
| | | | | | | | | | | | | |
| | | | | | | | | | | | | |
| | | | | | | | | | | | | |
| | | | | | | | | | | | | |
| | | | | | | | | | | | | |
| | | | | | | | | | | | | |
| | | | | | | | | | | | | |
| | | | | | | | | | | | | |
| | | | | | | | | | | | | |
| | | | | | | | | | | | | |
| | | | | | | | | | | | | |
| | | | | | | | | | | | | |
| | | | | | | | | | | | | |
| | | | | | | | | | | | | |
| | | | | | | | | | | | | |
| | | | | | | | | | | | | |
| | | | | | | | | | | | | |
| | | | | | | | | | | | | |
| | | | | | | | | | | | | |
| | | | | | | | | | | | | |
| | | | | | | | | | | | | |
| | | | | | | | | | | | | |
| | | | | | | | | | | | | |
| | | | | | | | | | | | | |
| | | | | | | | | | | | | |
| | | | | | | | | | | | | |
| | | | | | | | | | | | | |
| | | | | | | | | | | | | |
| | | | | | | | | | | | | |

Non-Div. I Games:

Alabama A&M

| | | | | | | | | | | | | | | | |
|--------------------------|----------|-----------|-----------|------------------------|-------------|------------------------|-------------|--------|----------|---------------------------|-------|---|---|--|--|
| Average RPI Win: | 294 | WON-LOST | WINNING | LAST 10 | STRENGTH OF | OPP. STRENGTH | TEAM | ADJ | CONF. | ADJ CONF. | | | | | |
| Average RPI Loss: | 222 | RECORD | PCT. RANK | GAMES | SCHEDULE | OF SCHEDULE | RPI | RPI | RPI | RPI | | | | | |
| DIV. I ONLY | 3-12-1 | .21875 | 300 | 2-7-1 | 328 | 309 | 325 | .34198 | 325 | 32 | 32 | | | | |
| DIV. I NON-CONF. | 3-9-1 | .26923 | 278 | 2-4-1 | 280 | 295 | 302 | .3858 | 304 | 31 | 32 | | | | |
| <hr/> | | | | | | | | | | | | | | | |
| TOTALS | RPI 1-25 | RPI 26-50 | | W-L RECORDS | RPI 51-100 | | RPI 101-150 | | RPI 150+ | | | | | | |
| 3-12-1 | 0-0-0 | 0-0-0 | | OVERALL | 0-2-0 | | 0-1-0 | | 3-9-1 | | | | | | |
| 1-5-1 | 0-0-0 | 0-0-0 | | HOME | 0-2-0 | | 0-0-0 | | 1-3-1 | | | | | | |
| 2-7-0 | 0-0-0 | 0-0-0 | | AWAY | 0-0-0 | | 0-1-0 | | 2-6-0 | | | | | | |
| 0-0-0 | 0-0-0 | 0-0-0 | | NEUTRAL | 0-0-0 | | 0-0-0 | | 0-0-0 | | | | | | |
| <hr/> | | | | | | | | | | | | | | | |
| 3-9-1 | 0-0-0 | 0-0-0 | | NON-CONFERENCE | 0-2-0 | | 0-1-0 | | 3-6-1 | | | | | | |
| 1-5-1 | 0-0-0 | 0-0-0 | | HOME | 0-2-0 | | 0-0-0 | | 1-3-1 | | | | | | |
| 2-4-0 | 0-0-0 | 0-0- | | AWAY | 0-0-0 | | 0-1-0 | | 2-3-0 | | | | | | |
| 0-0-0 | 0-0-0 | 0-0-0 | | NEUTRAL | 0-0-0 | | 0-0-0 | | 0-0-0 | | | | | | |
| <hr/> | | | | | | | | | | | | | | | |
| 0-3-0 | 0-0-0 | 0-0-0 | | CONFERENCE | 0-0-0 | | 0-0-0 | | 0-3-0 | | | | | | |
| 0-0-0 | 0-0-0 | 0-0-0 | | HOME | 0-0-0 | | 0-0-0 | | 0-0-0 | | | | | | |
| 0-3-0 | 0-0-0 | 0-0-0 | | AWAY | 0-0-0 | | 0-0-0 | | 0-3-0 | | | | | | |
| 0-0-0 | 0-0-0 | 0-0-0 | | NEUTRAL | 0-0-0 | | 0-0-0 | | 0-0-0 | | | | | | |
| <hr/> | | | | | | | | | | | | | | | |
| RPI | S | Opponent | Score | RPI | S | Opponent | Score | RPI | S | Opponent | Score | | | | |
| | | | | 90 H George Washington | | | | 0 | 2 | 143 A UMBC | | 0 | 4 | | |
| | | | | 98 H Temple | | | | 0 | 1 | 165 H Rider | | 1 | 2 | | |
| | | | | | | | | | | 170 H Fairleigh Dickinson | | 0 | 3 | | |
| | | | | | | | | | | 234 A Wagner | | 1 | 0 | | |
| | | | | | | | | | | 240 A Sacred Heart | | 2 | 4 | | |
| | | | | | | | | | | 241 A Stony Brook | | 0 | 1 | | |
| | | | | | | | | | | 276 H UMass Lowell | | 1 | 2 | | |
| | | | | | | | | | | 287 A American | | 0 | 2 | | |
| | | | | | | | | | | 310 A Francis Marion | | 0 | 2 | | |
| | | | | | | | | | | 317 H VMI | | 1 | 1 | | |
| | | | | | | | | | | 318 A NJIT | | 1 | 2 | | |
| | | | | | | | | | | 321 A Mt. St. Mary's | | 2 | 0 | | |
| | | | | | | | | | | 326 H Saint Peter's | | 3 | 0 | | |
| | | | | | | | | | | 331 A South Carolina St. | | 1 | 2 | | |
| | | | | | | | | | | | | | | | |
| | | | | | | | | | | | | | | | |
| LAST 10 GAMES | | | | | | | | | | | | | | | |
| 310 A Francis Marion | | | | 0 | 2 | 326 H Saint Peter's | | | | 3 | 0 | | | | |
| 331 A South Carolina St. | | | | 1 | 2 | 90 H George Washington | | | | 0 | 2 | | | | |
| 98 H Temple | | | | 0 | 1 | 143 A UMBC | | | | 0 | 4 | | | | |
| 318 A NJIT | | | | 1 | 2 | 234 A Wagner | | | | 1 | 0 | | | | |
| 317 H VMI | | | | 1 | 1 | 165 H Rider | | | | 1 | 2 | | | | |

Non-Div. I Games:

Delaware St.

| Average RPI Win: 306 | | WON-LOST RECORD | | WINNING PCT. RANK | | LAST 10 GAMES | | STRENGTH OF SCHEDULE | | OPP. STRENGTH OF SCHEDULE | | TEAM RPI | | ADJ RPI | | CONF. RPI | | ADJ CONF. RPI | |
|----------------------|---|------------------|--|-------------------|-----|----------------|--------------------|----------------------|-------|---------------------------|---|---------------------------|--|------------|--|-----------|--|---------------|--|
| DIV. I ONLY | | 1-17-0 | | .05556 330 | | 0-10-0 | | 279 | | 315 | | 326 | | .33497 326 | | 26 | | 26 | |
| DIV. I NON-CONF. | | 0-9-0 | | 0 323 | | 0-2-0 | | 305 | | 316 | | 330 | | .29516 329 | | 26 | | 26 | |
| TOTALS | | RPI 1-25 | | RPI 26-50 | | W-L RECORDS | | RPI 51-100 | | RPI 101-150 | | RPI 150+ | | | | | | | |
| 1-17-0 | | 0-0-0 | | 0-0-0 | | OVERALL | | 0-2-0 | | 0-2-0 | | 1-13-0 | | | | | | | |
| 1-5-0 | | 0-0-0 | | 0-0-0 | | HOME | | 0-0-0 | | 0-0-0 | | 1-5-0 | | | | | | | |
| 0-12-0 | | 0-0-0 | | 0-0-0 | | AWAY | | 0-2-0 | | 0-2-0 | | 0-8-0 | | | | | | | |
| 0-0-0 | | 0-0-0 | | 0-0-0 | | NEUTRAL | | 0-0-0 | | 0-0-0 | | 0-0-0 | | | | | | | |
| 0-9-0 | | 0-0-0 | | 0-0-0 | | NON-CONFERENCE | | 0-0-0 | | 0-1-0 | | 0-8-0 | | | | | | | |
| 0-2-0 | | 0-0-0 | | 0-0-0 | | HOME | | 0-0-0 | | 0-0-0 | | 0-2-0 | | | | | | | |
| 0-7-0 | | 0-0-0 | | 0-0- | | AWAY | | 0-0-0 | | 0-1-0 | | 0-6-0 | | | | | | | |
| 0-0-0 | | 0-0-0 | | 0-0-0 | | NEUTRAL | | 0-0-0 | | 0-0-0 | | 0-0-0 | | | | | | | |
| 1-8-0 | | 0-0-0 | | 0-0-0 | | CONFERENCE | | 0-2-0 | | 0-1-0 | | 1-5-0 | | | | | | | |
| 1-3-0 | | 0-0-0 | | 0-0-0 | | HOME | | 0-0-0 | | 0-0-0 | | 1-3-0 | | | | | | | |
| 0-5-0 | | 0-0-0 | | 0-0-0 | | AWAY | | 0-2-0 | | 0-1-0 | | 0-2-0 | | | | | | | |
| 0-0-0 | | 0-0-0 | | 0-0-0 | | NEUTRAL | | 0-0-0 | | 0-0-0 | | 0-0-0 | | | | | | | |
| RPI | S | Opponent | | Score | RPI | S | Opponent | | Score | RPI | S | Opponent | | Score | | | | | |
| | | | | | | | 83 A Fairfield | | 0 8 | | | 113 A Monmouth | | 0 8 | | | | | |
| | | | | | | | 99 A Niagara | | 0 1 | | | 130 A Yale | | 1 5 | | | | | |
| | | | | | | | | | | | | 165 H Rider | | 1 2 | | | | | |
| | | | | | | | | | | | | 170 A Fairleigh Dickinson | | 0 8 | | | | | |
| | | | | | | | | | | | | 226 H Siena | | 2 3 | | | | | |
| | | | | | | | | | | | | 233 A Albany (NY) | | 0 5 | | | | | |
| | | | | | | | | | | | | 234 A Wagner | | 0 2 | | | | | |
| | | | | | | | | | | | | 240 A Sacred Heart | | 0 4 | | | | | |
| | | | | | | | | | | | | 246 H Lafayette | | 0 4 | | | | | |
| | | | | | | | | | | | | 281 H Iona | | 1 7 | | | | | |
| | | | | | | | | | | | | 300 A Marist | | 1 2 | | | | | |
| | | | | | | | | | | | | 305 H LIU Brooklyn | | 1 4 | | | | | |
| | | | | | | | | | | | | 306 H Canisius | | 3 1 | | | | | |
| | | | | | | | | | | | | 311 A Quinnipiac | | 0 3 | | | | | |
| | | | | | | | | | | | | 318 A NJIT | | 0 2 | | | | | |
| | | | | | | | | | | | | 325 A Delaware St. | | 0 3 | | | | | |
| LAST 10 GAMES | | | | | | | | | | | | | | | | | | | |
| | | 311 A Quinnipiac | | 0 3 | | | 83 A Fairfield | | 0 8 | | | | | | | | | | |
| | | 165 H Rider | | 1 2 | | | 226 H Siena | | 2 3 | | | | | | | | | | |
| | | 300 A Marist | | 1 2 | | | 113 A Monmouth | | 0 8 | | | | | | | | | | |
| | | 281 H Iona | | 1 7 | | | 305 H LIU Brooklyn | | 1 4 | | | | | | | | | | |
| | | 99 A Niagara | | 0 1 | | | 325 A Delaware St. | | 0 3 | | | | | | | | | | |

Non-Div. I Games:

Saint Peter's

| Average RPI Win: | | 0 | WON-LOST RECORD | | WINNING PCT. RANK | | LAST 10 GAMES | | STRENGTH OF SCHEDULE | | OPP. STRENGTH OF SCHEDULE | | TEAM RPI | | ADJ RPI | | CONF. RPI | | ADJ CONF. RPI | |
|------------------|---|----------|-----------------|---------------|-------------------|----------------|---------------|------------|----------------------|-------------|---------------------------|----------|----------|----------------|------------|----|-----------|--|---------------|--|
| DIV. I ONLY | | | 0-16-1 | | .02941 331 | | 0-9-1 | | 284 | | 260 | | 327 | | .33215 327 | | 20 | | 20 | |
| DIV. I NON-CONF. | | | 0-7-1 | | .0625 321 | | 0-0-1 | | 321 | | 267 | | 327 | | .3001 327 | | 23 | | 23 | |
| TOTALS | | RPI 1-25 | | RPI 26-50 | | W-L RECORDS | | RPI 51-100 | | RPI 101-150 | | RPI 150+ | | | | | | | | |
| 0-16-1 | | 0-0-0 | | 0-0-0 | | OVERALL | | 0-3-0 | | 0-2-0 | | 0-11-1 | | | | | | | | |
| 0-8-1 | | 0-0-0 | | 0-0-0 | | HOME | | 0-1-0 | | 0-1-0 | | 0-6-1 | | | | | | | | |
| 0-8-0 | | 0-0-0 | | 0-0-0 | | AWAY | | 0-2-0 | | 0-1-0 | | 0-5-0 | | | | | | | | |
| 0-0-0 | | 0-0-0 | | 0-0-0 | | NEUTRAL | | 0-0-0 | | 0-0-0 | | 0-0-0 | | | | | | | | |
| 0-7-1 | | 0-0-0 | | 0-0-0 | | NON-CONFERENCE | | 0-1-0 | | 0-0-0 | | 0-6-1 | | | | | | | | |
| 0-3-1 | | 0-0-0 | | 0-0-0 | | HOME | | 0-0-0 | | 0-0-0 | | 0-3-1 | | | | | | | | |
| 0-4-0 | | 0-0-0 | | 0-0- | | AWAY | | 0-1-0 | | 0-0-0 | | 0-3-0 | | | | | | | | |
| 0-0-0 | | 0-0-0 | | 0-0-0 | | NEUTRAL | | 0-0-0 | | 0-0-0 | | 0-0-0 | | | | | | | | |
| 0-9-0 | | 0-0-0 | | 0-0-0 | | CONFERENCE | | 0-2-0 | | 0-2-0 | | 0-5-0 | | | | | | | | |
| 0-5-0 | | 0-0-0 | | 0-0-0 | | HOME | | 0-1-0 | | 0-1-0 | | 0-3-0 | | | | | | | | |
| 0-4-0 | | 0-0-0 | | 0-0-0 | | AWAY | | 0-1-0 | | 0-1-0 | | 0-2-0 | | | | | | | | |
| 0-0-0 | | 0-0-0 | | 0-0-0 | | NEUTRAL | | 0-0-0 | | 0-0-0 | | 0-0-0 | | | | | | | | |
| RPI | S | Opponent | | Score | RPI | S | Opponent | | Score | RPI | S | Opponent | | Score | RPI | S | Opponent | | Score | |
| | | | | | | | | 86 A | Vanderbilt | 0 | 6 | | 120 A | UNC Greensboro | 0 | 9 | | | | |
| | | | | | | | | 88 H | Samford | 0 | 3 | | 142 H | East Tenn. St. | 1 | 5 | | | | |
| | | | | | | | | 95 A | Furman | 0 | 9 | | 156 H | Mercer | 1 | 8 | | | | |
| | | | | | | | | | | | | | 164 H | Lipscomb | 0 | 2 | | | | |
| | | | | | | | | | | | | | 197 H | Western Caro. | 0 | 4 | | | | |
| | | | | | | | | | | | | | 205 A | UAB | 0 | 7 | | | | |
| | | | | | | | | | | | | | 224 A | Wofford | 0 | 10 | | | | |
| | | | | | | | | | | | | | 249 H | Gardner-Webb | 2 | 7 | | | | |
| | | | | | | | | | | | | | 278 A | Austin Peay | 2 | 5 | | | | |
| | | | | | | | | | | | | | 283 A | UNC Asheville | 1 | 2 | | | | |
| | | | | | | | | | | | | | 299 H | Tennessee Tech | 1 | 2 | | | | |
| | | | | | | | | | | | | | 303 H | Citadel | 2 | 8 | | | | |
| | | | | | | | | | | | | | 317 A | VMI | 0 | 4 | | | | |
| | | | | | | | | | | | | | 324 H | Alabama A&M | 3 | 3 | | | | |
| | | | | LAST 10 GAMES | | | | | | | | | | | | | | | | |
| | | | | | | | | 303 H | Citadel | 2 | 8 | | 120 A | UNC Greensboro | 0 | 9 | | | | |
| | | | | | | | | 156 H | Mercer | 1 | 8 | | 142 H | East Tenn. St. | 1 | 5 | | | | |
| | | | | | | | | 95 A | Furman | 0 | 9 | | 197 H | Western Caro. | 0 | 4 | | | | |
| | | | | | | | | 224 A | Wofford | 0 | 10 | | 88 H | Samford | 0 | 3 | | | | |
| | | | | | | | | 317 A | VMI | 0 | 4 | | 324 H | Alabama A&M | 3 | 3 | | | | |

Non-Div. I Games: Tenn. Temple 7 0

Chattanooga

| Average RPI Win: 332 | | WON-LOST RECORD | | WINNING PCT. RANK | | LAST 10 GAMES | | STRENGTH OF SCHEDULE | | OPP. STRENGTH OF SCHEDULE | | TEAM RPI | | ADJ RPI | | CONF. RPI | | ADJ CONF. RPI | |
|----------------------|---|-----------------|--|-------------------|-----|----------------|----------|----------------------|-------|---------------------------|---|-------------------|---|------------|-----|-----------|----------------|---------------|---|
| DIV. I ONLY | | 1-10-1 | | .125 322 | | 1-8-1 | | 320 | | 331 | | 328 | | .3097 328 | | 31 | | 31 | |
| DIV. I NON-CONF. | | 0-3-0 | | 0 323 | | 0-1-0 | | 182 | | 322 | | 319 | | .35057 318 | | 32 | | 31 | |
| TOTALS | | RPI 1-25 | | RPI 26-50 | | W-L RECORDS | | RPI 51-100 | | RPI 101-150 | | RPI 150+ | | | | | | | |
| 1-10-1 | | 0-0-0 | | 0-0-0 | | OVERALL | | 0-0-0 | | 0-1-0 | | 1-9-1 | | | | | | | |
| 1-5-0 | | 0-0-0 | | 0-0-0 | | HOME | | 0-0-0 | | 0-0-0 | | 1-5-0 | | | | | | | |
| 0-5-1 | | 0-0-0 | | 0-0-0 | | AWAY | | 0-0-0 | | 0-1-0 | | 0-4-1 | | | | | | | |
| 0-0-0 | | 0-0-0 | | 0-0-0 | | NEUTRAL | | 0-0-0 | | 0-0-0 | | 0-0-0 | | | | | | | |
| 0-3-0 | | 0-0-0 | | 0-0-0 | | NON-CONFERENCE | | 0-0-0 | | 0-1-0 | | 0-2-0 | | | | | | | |
| 0-2-0 | | 0-0-0 | | 0-0-0 | | HOME | | 0-0-0 | | 0-0-0 | | 0-2-0 | | | | | | | |
| 0-1-0 | | 0-0-0 | | 0-0- | | AWAY | | 0-0-0 | | 0-1-0 | | 0-0-0 | | | | | | | |
| 0-0-0 | | 0-0-0 | | 0-0-0 | | NEUTRAL | | 0-0-0 | | 0-0-0 | | 0-0-0 | | | | | | | |
| 1-7-1 | | 0-0-0 | | 0-0-0 | | CONFERENCE | | 0-0-0 | | 0-0-0 | | 1-7-1 | | | | | | | |
| 1-3-0 | | 0-0-0 | | 0-0-0 | | HOME | | 0-0-0 | | 0-0-0 | | 1-3-0 | | | | | | | |
| 0-4-1 | | 0-0-0 | | 0-0-0 | | AWAY | | 0-0-0 | | 0-0-0 | | 0-4-1 | | | | | | | |
| 0-0-0 | | 0-0-0 | | 0-0-0 | | NEUTRAL | | 0-0-0 | | 0-0-0 | | 0-0-0 | | | | | | | |
| RPI | S | Opponent | | Score | RPI | S | Opponent | | Score | RPI | S | Opponent | | Score | | | | | |
| | | | | | | | | | | 149 | A | Louisiana Tech | 0 | 9 | | | | | |
| | | | | | | | | | | 238 | H | La.-Monroe | 0 | 4 | | | | | |
| | | | | | | | | | | 293 | A | Alabama St. | 0 | 4 | | | | | |
| | | | | | | | | | | 295 | H | Tex.-Pan American | 0 | 4 | | | | | |
| | | | | | | | | | | 298 | A | Howard | 2 | 3 | | | | | |
| | | | | | | | | | | 302 | H | Prairie View | 0 | 1 | | | | | |
| | | | | | | | | | | 314 | A | Jackson St. | 1 | 1 | | | | | |
| | | | | | | | | | | 315 | H | Texas Southern | 0 | 1 | | | | | |
| | | | | | | | | | | 316 | A | Southern U. | 2 | 4 | | | | | |
| | | | | | | | | | | 322 | H | Mississippi Val. | 1 | 5 | | | | | |
| | | | | | | | | | | 324 | A | Alabama A&M | 1 | 3 | | | | | |
| | | | | | | | | | | 332 | H | Alcorn | 1 | 0 | | | | | |
| LAST 10 GAMES | | | | | | | | | | | | | | | | | | | |
| | | | | | | | | | | 298 | A | Howard | 2 | 3 | 315 | H | Texas Southern | 0 | 1 |
| | | | | | | | | | | 322 | H | Mississippi Val. | 1 | 5 | 302 | H | Prairie View | 0 | 1 |
| | | | | | | | | | | 332 | H | Alcorn | 1 | 0 | 314 | A | Jackson St. | 1 | 1 |
| | | | | | | | | | | 293 | A | Alabama St. | 0 | 4 | 316 | A | Southern U. | 2 | 4 |
| | | | | | | | | | | 324 | A | Alabama A&M | 1 | 3 | 149 | A | Louisiana Tech | 0 | 9 |

Non-Div. I Games:

Grambling

| Average RPI Win: 330 | | WON-LOST | WINNING | LAST 10 | STRENGTH OF | | OPP. STRENGTH | TEAM | ADJ | | CONF. | ADJ CONF. | |
|-----------------------|-------|----------|-----------|----------------|-------------|----------------|---------------|-------|-------------|-------------------|----------|-----------|----|
| Average RPI Loss: 247 | | RECORD | PCT. RANK | GAMES | SCHEDULE | | OF SCHEDULE | RPI | RPI | | RPI | RPI | |
| DIV. I ONLY | | 1-15-1 | .08824 | 326 | 0-9-1 | | 331 | 310 | 330 | .29246 | 329 | 28 | 28 |
| DIV. I NON-CONF. | | 1-8-0 | .11111 | 313 | 0-2-0 | | 327 | 315 | 332 | .28389 | 332 | 25 | 25 |
| TOTALS | | RPI 1-25 | RPI 26-50 | | W-L RECORDS | | RPI 51-100 | | RPI 101-150 | | RPI 150+ | | |
| 1-15-1 | 0-0-0 | 0-0-0 | | OVERALL | | 0-0-0 | | 0-2-0 | | 1-13-1 | | | |
| 0-8-1 | 0-0-0 | 0-0-0 | | HOME | | 0-0-0 | | 0-0-0 | | 0-8-1 | | | |
| 1-7-0 | 0-0-0 | 0-0-0 | | AWAY | | 0-0-0 | | 0-2-0 | | 1-5-0 | | | |
| 0-0-0 | 0-0-0 | 0-0-0 | | NEUTRAL | | 0-0-0 | | 0-0-0 | | 0-0-0 | | | |
| 1-8-0 | 0-0-0 | 0-0-0 | | NON-CONFERENCE | | 0-0-0 | | 0-0-0 | | 1-8-0 | | | |
| 0-5-0 | 0-0-0 | 0-0-0 | | HOME | | 0-0-0 | | 0-0-0 | | 0-5-0 | | | |
| 1-3-0 | 0-0-0 | 0-0- | | AWAY | | 0-0-0 | | 0-0-0 | | 1-3-0 | | | |
| 0-0-0 | 0-0-0 | 0-0-0 | | NEUTRAL | | 0-0-0 | | 0-0-0 | | 0-0-0 | | | |
| 0-7-1 | 0-0-0 | 0-0-0 | | CONFERENCE | | 0-0-0 | | 0-2-0 | | 0-5-1 | | | |
| 0-3-1 | 0-0-0 | 0-0-0 | | HOME | | 0-0-0 | | 0-0-0 | | 0-3-1 | | | |
| 0-4-0 | 0-0-0 | 0-0-0 | | AWAY | | 0-0-0 | | 0-2-0 | | 0-2-0 | | | |
| 0-0-0 | 0-0-0 | 0-0-0 | | NEUTRAL | | 0-0-0 | | 0-0-0 | | 0-0-0 | | | |
| RPI | S | Opponent | Score | RPI | S | Opponent | Score | RPI | S | Opponent | Score | | |
| | | | | | | | | 102 | A | Utah Valley | 0 3 | | |
| | | | | | | | | 124 | A | Seattle | 0 11 | | |
| | | | | | | | | 203 | A | UALR | 0 7 | | |
| | | | | | | | | 211 | H | Grand Canyon | 2 3 | | |
| | | | | | | | | 225 | A | Northern Ill. | 0 5 | | |
| | | | | | | | | 237 | H | Green Bay | 0 3 | | |
| | | | | | | | | 242 | H | Cleveland St. | 0 6 | | |
| | | | | | | | | 259 | H | Bowling Green | 0 8 | | |
| | | | | | | | | 277 | H | Bakersfield | 1 3 | | |
| | | | | | | | | 282 | A | Indiana St. | 0 7 | | |
| | | | | | | | | 295 | A | Tex.-Pan American | 0 3 | | |
| | | | | | | | | 295 | H | Tex.-Pan American | 1 1 | | |
| | | | | | | | | 309 | A | New Mexico St. | 1 4 | | |
| | | | | | | | | 309 | H | New Mexico St. | 1 6 | | |
| | | | | | | | | 312 | H | Eastern Ill. | 0 2 | | |
| | | | | | | | | 323 | H | North Dakota | 0 3 | | |
| | | | | | | | | 330 | A | Ark.-Pine Bluff | 4 1 | | |
| LAST 10 GAMES | | | | | | | | | | | | | |
| | | | | 124 | A | Seattle | 0 11 | 295 | A | Tex.-Pan American | 0 3 | | |
| | | | | 102 | A | Utah Valley | 0 3 | 309 | H | New Mexico St. | 1 6 | | |
| | | | | 211 | H | Grand Canyon | 2 3 | 295 | H | Tex.-Pan American | 1 1 | | |
| | | | | 277 | H | Bakersfield | 1 3 | 312 | H | Eastern Ill. | 0 2 | | |
| | | | | 309 | A | New Mexico St. | 1 4 | 282 | A | Indiana St. | 0 7 | | |

Non-Div. I Games:

Chicago St.

| | | | | | | | | | | | |
|-------------------|----------|-----------------|------------------------|----------------|----------------------|---------------------------|--------------------------|---------|-----------|---------------|-------|
| Average RPI Win: | 332 | WON-LOST RECORD | WINNING PCT. RANK | LAST 10 GAMES | STRENGTH OF SCHEDULE | OPP. STRENGTH OF SCHEDULE | TEAM RPI | ADJ RPI | CONF. RPI | ADJ CONF. RPI | |
| Average RPI Loss: | 273 | | | | | | | | | | |
| DIV. I ONLY | 1-14-0 | .06667 | 329 | 1-9-0 | 323 | 330 | 331 | .28927 | 330 | 31 | 31 |
| DIV. I NON-CONF. | 0-7-0 | 0 | 323 | 0-2-0 | 296 | 320 | 328 | .29511 | 330 | 32 | 31 |
| <hr/> | | | | | | | | | | | |
| TOTALS | RPI 1-25 | RPI 26-50 | | W-L RECORDS | RPI 51-100 | | RPI 101-150 | | RPI 150+ | | |
| 1-14-0 | 0-0-0 | 0-0-0 | | OVERALL | 0-1-0 | | 0-0-0 | | 1-13-0 | | |
| 1-5-0 | 0-0-0 | 0-0-0 | | HOME | 0-0-0 | | 0-0-0 | | 1-5-0 | | |
| 0-7-0 | 0-0-0 | 0-0-0 | | AWAY | 0-1-0 | | 0-0-0 | | 0-6-0 | | |
| 0-2-0 | 0-0-0 | 0-0-0 | | NEUTRAL | 0-0-0 | | 0-0-0 | | 0-2-0 | | |
| <hr/> | | | | | | | | | | | |
| 0-7-0 | 0-0-0 | 0-0-0 | | NON-CONFERENCE | 0-1-0 | | 0-0-0 | | 0-6-0 | | |
| 0-2-0 | 0-0-0 | 0-0-0 | | HOME | 0-0-0 | | 0-0-0 | | 0-2-0 | | |
| 0-3-0 | 0-0-0 | 0-0- | | AWAY | 0-1-0 | | 0-0-0 | | 0-2-0 | | |
| 0-2-0 | 0-0-0 | 0-0-0 | | NEUTRAL | 0-0-0 | | 0-0-0 | | 0-2-0 | | |
| <hr/> | | | | | | | | | | | |
| 1-7-0 | 0-0-0 | 0-0-0 | | CONFERENCE | 0-0-0 | | 0-0-0 | | 1-7-0 | | |
| 1-3-0 | 0-0-0 | 0-0-0 | | HOME | 0-0-0 | | 0-0-0 | | 1-3-0 | | |
| 0-4-0 | 0-0-0 | 0-0-0 | | AWAY | 0-0-0 | | 0-0-0 | | 0-4-0 | | |
| 0-0-0 | 0-0-0 | 0-0-0 | | NEUTRAL | 0-0-0 | | 0-0-0 | | 0-0-0 | | |
| <hr/> | | | | | | | | | | | |
| RPI S | Opponent | Score | RPI S | Opponent | Score | RPI S | Opponent | Score | RPI S | Opponent | Score |
| | | | | | | 61 A | Southern California | 0 9 | 203 A | UALR | 1 7 |
| | | | | | | 238 H | La.-Monroe | 0 7 | | | |
| | | | | | | 261 N | South Dakota | 0 11 | | | |
| | | | | | | 270 N | Nicholls St. | 0 8 | | | |
| | | | | | | 293 A | Alabama St. | 0 7 | | | |
| | | | | | | 294 A | Arkansas St. | 0 8 | | | |
| | | | | | | 298 A | Howard | 0 6 | | | |
| | | | | | | 302 H | Prairie View | 0 7 | | | |
| | | | | | | 314 A | Jackson St. | 0 6 | | | |
| | | | | | | 315 H | Texas Southern | 0 4 | | | |
| | | | | | | 316 A | Southern U. | 0 3 | | | |
| | | | | | | 322 H | Mississippi Val. | 1 5 | | | |
| | | | | | | 329 H | Chicago St. | 1 4 | | | |
| | | | | | | 332 H | Alcorn | 4 1 | | | |
| | | | | | | <hr/> | | | | | |
| | | | LAST 10 GAMES | | | | | | | | |
| | | | 298 A Howard | | | 0 6 | 315 H Texas Southern | | | 0 4 | |
| | | | 332 H Alcorn | | | 4 1 | 316 A Southern U. | | | 0 3 | |
| | | | 322 H Mississippi Val. | | | 1 5 | 314 A Jackson St. | | | 0 6 | |
| | | | 293 A Alabama St. | | | 0 7 | 294 A Arkansas St. | | | 0 8 | |
| | | | 302 H Prairie View | | | 0 7 | 61 A Southern California | | | 0 9 | |

Non-Div. I Games: Tex. A&M-Texarkana 1 4 Williams Baptist 3 0

Ark.-Pine Bluff

| | | | | | | | | | | | |
|-------------------|----------|-----------|----------------|---------|-------------|---------------|-------|----------|-------|--------------------|-------|
| Average RPI Win: | 325 | WON-LOST | WINNING | LAST 10 | STRENGTH OF | OPP. STRENGTH | TEAM | ADJ | CONF. | ADJ CONF. | |
| Average RPI Loss: | 262 | RECORD | PCT. RANK | GAMES | SCHEDULE | OF SCHEDULE | RPI | RPI | RPI | RPI | |
| DIV. I ONLY | 1-13-0 | .07143 | 328 | 1-9-0 | 327 | 321 | 329 | .28741 | 331 | 32 | 32 |
| DIV. I NON-CONF. | 0-12-0 | 0 | 323 | 0-8-0 | 299 | 325 | 331 | .2845 | 331 | 31 | 32 |
| TOTALS | RPI 1-25 | RPI 26-50 | W-L RECORDS | | RPI 51-100 | RPI 101-150 | | RPI 150+ | | | |
| 1-13-0 | 0-0-0 | 0-0-0 | OVERALL | | 0-0-0 | 0-2-0 | | 1-11-0 | | | |
| 1-4-0 | 0-0-0 | 0-0-0 | HOME | | 0-0-0 | 0-0-0 | | 1-4-0 | | | |
| 0-8-0 | 0-0-0 | 0-0-0 | AWAY | | 0-0-0 | 0-1-0 | | 0-7-0 | | | |
| 0-1-0 | 0-0-0 | 0-0-0 | NEUTRAL | | 0-0-0 | 0-1-0 | | 0-0-0 | | | |
| 0-12-0 | 0-0-0 | 0-0-0 | NON-CONFERENCE | | 0-0-0 | 0-2-0 | | 0-10-0 | | | |
| 0-4-0 | 0-0-0 | 0-0-0 | HOME | | 0-0-0 | 0-0-0 | | 0-4-0 | | | |
| 0-7-0 | 0-0-0 | 0-0- | AWAY | | 0-0-0 | 0-1-0 | | 0-6-0 | | | |
| 0-1-0 | 0-0-0 | 0-0-0 | NEUTRAL | | 0-0-0 | 0-1-0 | | 0-0-0 | | | |
| 1-1-0 | 0-0-0 | 0-0-0 | CONFERENCE | | 0-0-0 | 0-0-0 | | 1-1-0 | | | |
| 1-0-0 | 0-0-0 | 0-0-0 | HOME | | 0-0-0 | 0-0-0 | | 1-0-0 | | | |
| 0-1-0 | 0-0-0 | 0-0-0 | AWAY | | 0-0-0 | 0-0-0 | | 0-1-0 | | | |
| 0-0-0 | 0-0-0 | 0-0-0 | NEUTRAL | | 0-0-0 | 0-0-0 | | 0-0-0 | | | |
| RPI | S | Opponent | Score | RPI | S | Opponent | Score | RPI | S | Opponent | Score |
| | | | | | | | | 142 | A | East Tenn. St. | 1 6 |
| | | | | | | | | 145 | N | High Point | 0 4 |
| | | | | | | | | 207 | H | Campbell | 0 3 |
| | | | | | | | | 254 | H | Col. of Charleston | 0 4 |
| | | | | | | | | 262 | A | Winthrop | 0 1 |
| | | | | | | | | 280 | A | Stetson | 0 5 |
| | | | | | | | | 283 | A | UNC Asheville | 1 5 |
| | | | | | | | | 286 | A | Presbyterian | 0 1 |
| | | | | | | | | 293 | H | Alabama St. | 0 1 |
| | | | | | | | | 303 | A | Citadel | 2 3 |
| | | | | | | | | 310 | A | Francis Marion | 1 2 |
| | | | | | | | | 319 | H | USC Upstate | 1 4 |
| | | | | | | | | 320 | A | Charleston So. | 0 2 |
| | | | | | | | | 325 | H | Delaware St. | 2 1 |
| LAST 10 GAMES | | | | | | | | | | | |
| | | | | | | | | 283 | A | UNC Asheville | 1 5 |
| | | | | | | | | 325 | H | Delaware St. | 2 1 |
| | | | | | | | | 254 | H | Col. of Charleston | 0 4 |
| | | | | | | | | 280 | A | Stetson | 0 5 |
| | | | | | | | | 310 | A | Francis Marion | 1 2 |
| | | | | | | | | 262 | A | Winthrop | 0 1 |
| | | | | | | | | 286 | A | Presbyterian | 0 1 |
| | | | | | | | | 207 | H | Campbell | 0 3 |
| | | | | | | | | 145 | N | High Point | 0 4 |
| | | | | | | | | 319 | H | USC Upstate | 1 4 |

Non-Div. I Games: Mount Olive 2 1

South Carolina St.

| Average RPI Win: 0 | | WON-LOST | WINNING | LAST 10 | STRENGTH OF | | OPP. STRENGTH | TEAM | ADJ | CONF. | ADJ CONF. |
|-----------------------|----------|----------|-----------|----------------|-------------|-------|-----------------|-------|-------------|------------------|-----------|
| Average RPI Loss: 287 | | RECORD | PCT. RANK | GAMES | SCHEDULE | | OF SCHEDULE | RPI | RPI | RPI | RPI |
| DIV. I ONLY | | 0-12-0 | 0 | 332 | 0-10-0 | | 321 | 332 | 332 | .27832 | 332 |
| DIV. I NON-CONF. | | 0-3-0 | 0 | 323 | 0-1-0 | | 62 | 323 | 305 | .38585 | 303 |
| TOTALS | | RPI 1-25 | RPI 26-50 | | W-L RECORDS | | RPI 51-100 | | RPI 101-150 | | RPI 150+ |
| 0-12-0 | 0-0-0 | 0-0-0 | | OVERALL | | 0-0-0 | | 0-0-0 | | 0-12-0 | |
| 0-7-0 | 0-0-0 | 0-0-0 | | HOME | | 0-0-0 | | 0-0-0 | | 0-7-0 | |
| 0-5-0 | 0-0-0 | 0-0-0 | | AWAY | | 0-0-0 | | 0-0-0 | | 0-5-0 | |
| 0-0-0 | 0-0-0 | 0-0-0 | | NEUTRAL | | 0-0-0 | | 0-0-0 | | 0-0-0 | |
| 0-3-0 | 0-0-0 | 0-0-0 | | NON-CONFERENCE | | 0-0-0 | | 0-0-0 | | 0-3-0 | |
| 0-2-0 | 0-0-0 | 0-0-0 | | HOME | | 0-0-0 | | 0-0-0 | | 0-2-0 | |
| 0-1-0 | 0-0-0 | 0-0- | | AWAY | | 0-0-0 | | 0-0-0 | | 0-1-0 | |
| 0-0-0 | 0-0-0 | 0-0-0 | | NEUTRAL | | 0-0-0 | | 0-0-0 | | 0-0-0 | |
| 0-9-0 | 0-0-0 | 0-0-0 | | CONFERENCE | | 0-0-0 | | 0-0-0 | | 0-9-0 | |
| 0-5-0 | 0-0-0 | 0-0-0 | | HOME | | 0-0-0 | | 0-0-0 | | 0-5-0 | |
| 0-4-0 | 0-0-0 | 0-0-0 | | AWAY | | 0-0-0 | | 0-0-0 | | 0-4-0 | |
| 0-0-0 | 0-0-0 | 0-0-0 | | NEUTRAL | | 0-0-0 | | 0-0-0 | | 0-0-0 | |
| RPI S | Opponent | Score | RPI S | Opponent | Score | RPI S | Opponent | Score | RPI S | Opponent | Score |
| | | | | | | | | | 167 A | La.-Lafayette | 1 10 |
| | | | | | | | | | 186 H | Southeastern La. | 0 9 |
| | | | | | | | | | 270 H | Nicholls St. | 0 4 |
| | | | | | | | | | 293 A | Alabama St. | 1 8 |
| | | | | | | | | | 298 H | Howard | 0 2 |
| | | | | | | | | | 302 H | Prairie View | 0 9 |
| | | | | | | | | | 314 H | Jackson St. | 0 4 |
| | | | | | | | | | 315 H | Texas Southern | 1 2 |
| | | | | | | | | | 316 H | Southern U. | 0 3 |
| | | | | | | | | | 324 A | Alabama A&M | 1 6 |
| | | | | | | | | | 328 A | Grambling | 0 1 |
| | | | | | | | | | 330 A | Ark.-Pine Bluff | 1 4 |
| LAST 10 GAMES | | | | | | | | | | | |
| | | | | | | 293 A | Alabama St. | 1 8 | 302 H | Prairie View | 0 9 |
| | | | | | | 324 A | Alabama A&M | 1 6 | 314 H | Jackson St. | 0 4 |
| | | | | | | 330 A | Ark.-Pine Bluff | 1 4 | 316 H | Southern U. | 0 3 |
| | | | | | | 328 A | Grambling | 0 1 | 298 H | Howard | 0 2 |
| | | | | | | 315 H | Texas Southern | 1 2 | 167 A | La.-Lafayette | 1 10 |

Non-Div. I Games:

Alcorn