

Average RPI Win: 59		WON-LOST RECORD		WINNING PCT. RANK		LAST 10 GAMES		STRENGTH OF SCHEDULE		OPP. STRENGTH OF SCHEDULE		TEAM RPI		ADJ RPI		CONF. RPI		ADJ CONF. RPI	
Average RPI Loss: 0																			
DIV. I ONLY		13-0-2		.93333 1		9-0-1		3		4		1		.72092 1		1		1	
DIV. I NON-CONF.		8-0-1		.94444 8		4-0-0		41		5		5		.6885 5		2		1	
TOTALS		RPI 1-25		RPI 26-50		W-L RECORDS		RPI 51-100		RPI 101-150		RPI 150+							
13-0-2		3-0-1		5-0-1		OVERALL		2-0-0		3-0-0		0-0-0							
10-0-1		2-0-1		4-0-0		HOME		2-0-0		2-0-0		0-0-0							
2-0-1		0-0-0		1-0-1		AWAY		0-0-0		1-0-0		0-0-0							
1-0-0		1-0-0		0-0-0		NEUTRAL		0-0-0		0-0-0		0-0-0							
8-0-1		1-0-1		2-0-0		NON-CONFERENCE		2-0-0		3-0-0		0-0-0							
5-0-1		0-0-1		1-0-0		HOME		2-0-0		2-0-0		0-0-0							
2-0-0		0-0-0		1-0-		AWAY		0-0-0		1-0-0		0-0-0							
1-0-0		1-0-0		0-0-0		NEUTRAL		0-0-0		0-0-0		0-0-0							
5-0-1		2-0-0		3-0-1		CONFERENCE		0-0-0		0-0-0		0-0-0							
5-0-0		2-0-0		3-0-0		HOME		0-0-0		0-0-0		0-0-0							
0-0-1		0-0-0		0-0-1		AWAY		0-0-0		0-0-0		0-0-0							
0-0-0		0-0-0		0-0-0		NEUTRAL		0-0-0		0-0-0		0-0-0							
RPI S	Opponent	Score		RPI S	Opponent	Score		RPI S	Opponent	Score		RPI S	Opponent	Score					
2 H	Stanford	2	1	27 H	Arizona	6	0	54 H	Maryland	3	0	124 H	UC Irvine	3	0				
3 H	North Carolina	0	0	34 A	Arizona St.	1	1	70 H	Wake Forest	2	1	134 H	Loyola Marymount	4	1				
15 N	Pepperdine	2	0	39 H	Utah	1	0					150 A	Hawaii	6	0				
19 H	California	3	0	42 A	Texas	1	0												
				47 H	San Diego	2	0												
				50 H	Colorado	1	0												
				LAST 10 GAMES															
				27 H	Arizona	6	0	34 A	Arizona St.	1	1								
				19 H	California	3	0	134 H	Loyola Marymount	4	1								
				2 H	Stanford	2	1	42 A	Texas	1	0								
				50 H	Colorado	1	0	70 H	Wake Forest	2	1								
				39 H	Utah	1	0	15 N	Pepperdine	2	0								

Non-Div. I Games:

UCLA

Stanford

Standford

Stanford

Average RPI Win:	71	WON-LOST	WINNING	LAST 10	STRENGTH OF	OPP. STRENGTH	TEAM	ADJ	CONF.	ADJ CONF.		
Average RPI Loss:	9	RECORD	PCT. RANK	GAMES	SCHEDULE	OF SCHEDULE	RPI	RPI	RPI	RPI		
DIV. I ONLY		10-2-1	.80769	18	9-1-0	2	1	3	.68741	3	4	4
DIV. I NON-CONF.		3-2-1	.58333	128	2-1-0	1	1	4	.69071	3	4	3
<hr/>												
TOTALS	RPI 1-25	RPI 26-50		W-L RECORDS		RPI 51-100		RPI 101-150		RPI 150+		
10-2-1	4-2-1	1-0-0		OVERALL		2-0-0		2-0-0		1-0-0		
4-1-0	1-1-0	0-0-0		HOME		1-0-0		2-0-0		0-0-0		
4-1-1	2-1-1	0-0-0		AWAY		1-0-0		0-0-0		1-0-0		
2-0-0	1-0-0	1-0-0		NEUTRAL		0-0-0		0-0-0		0-0-0		
3-2-1	1-2-1	1-0-0		NON-CONFERENCE		0-0-0		1-0-0		0-0-0		
1-1-0	0-1-0	0-0-0		HOME		0-0-0		1-0-0		0-0-0		
0-1-1	0-1-1	0-0-		AWAY		0-0-0		0-0-0		0-0-0		
2-0-0	1-0-0	1-0-0		NEUTRAL		0-0-0		0-0-0		0-0-0		
7-0-0	3-0-0	0-0-0		CONFERENCE		2-0-0		1-0-0		1-0-0		
3-0-0	1-0-0	0-0-0		HOME		1-0-0		1-0-0		0-0-0		
4-0-0	2-0-0	0-0-0		AWAY		1-0-0		0-0-0		1-0-0		
0-0-0	0-0-0	0-0-0		NEUTRAL		0-0-0		0-0-0		0-0-0		
RPI S	Opponent	Score	RPI S	Opponent	Score	RPI S	Opponent	Score	RPI S	Opponent	Score	
1 A	UCLA	0 0	35 N	Arkansas	2 1	63 A	Duke	3 0	110 H	Ohio St.	1 0	
2 H	Stanford	0 1				70 H	Wake Forest	3 0	149 H	Pittsburgh	2 1	
4 N	Penn St.	1 0							221 A	North Carolina St.	2 1	
15 A	Pepperdine	0 1										
18 H	Virginia Tech	3 2										
20 A	Notre Dame	3 2										
22 A	Clemson	2 1										
<hr/>												
LAST 10 GAMES												
63 A Duke						22 A Clemson						
149 H Pittsburgh						20 A Notre Dame						
70 H Wake Forest						35 N Arkansas						
18 H Virginia Tech						4 N Penn St.						
221 A North Carolina St.						15 A Pepperdine						

Non-Div. I Games:

North Carolina

Average RPI Win: 76		WON-LOST	WINNING	LAST 10	STRENGTH OF		OPP. STRENGTH	TEAM	ADJ	CONF.	ADJ CONF.
Average RPI Loss: 10		RECORD	PCT. RANK	GAMES	SCHEDULE		OF SCHEDULE	RPI	RPI	RPI	RPI
DIV. I ONLY		14-2-0	.875	5	21		10	4	.67808	4	5
DIV. I NON-CONF.		5-1-0	.83333	24	8		4	6	.68449	6	5
TOTALS		RPI 1-25	RPI 26-50		W-L RECORDS		RPI 51-100		RPI 101-150		RPI 150+
14-2-0		2-2-0	2-0-0		OVERALL		6-0-0		2-0-0		2-0-0
7-1-0		1-1-0	1-0-0		HOME		3-0-0		1-0-0		1-0-0
7-0-0		1-0-0	1-0-0		AWAY		3-0-0		1-0-0		1-0-0
0-1-0		0-1-0	0-0-0		NEUTRAL		0-0-0		0-0-0		0-0-0
5-1-0		1-1-0	1-0-0		NON-CONFERENCE		2-0-0		0-0-0		1-0-0
4-0-0		1-0-0	1-0-0		HOME		1-0-0		0-0-0		1-0-0
1-0-0		0-0-0	0-0-0		AWAY		1-0-0		0-0-0		0-0-0
0-1-0		0-1-0	0-0-0		NEUTRAL		0-0-0		0-0-0		0-0-0
9-1-0		1-1-0	1-0-0		CONFERENCE		4-0-0		2-0-0		1-0-0
3-1-0		0-1-0	0-0-0		HOME		2-0-0		1-0-0		0-0-0
6-0-0		1-0-0	1-0-0		AWAY		2-0-0		1-0-0		1-0-0
0-0-0		0-0-0	0-0-0		NEUTRAL		0-0-0		0-0-0		0-0-0
RPI S	Opponent	Score		RPI S	Opponent	Score		RPI S	Opponent	Score	
3 N	North Carolina	0	1	32 A	Michigan	1	0	53 A	Michigan St.	2	1
8 H	West Virginia	3	1	36 H	UConn	3	1	63 A	Duke	4	3
13 A	Wisconsin	2	0					67 A	Minnesota	1	0
17 H	Rutgers	0	1					71 H	Illinois	2	1
								84 H	Northwestern	4	1
								98 H	Syracuse	2	0
LAST 10 GAMES											
				53 A	Michigan St.	2	1	71 H	Illinois	2	1
				32 A	Michigan	1	0	84 H	Northwestern	4	1
				17 H	Rutgers	0	1	153 H	Bucknell	7	0
				13 A	Wisconsin	2	0	110 H	Ohio St.	5	1
				67 A	Minnesota	1	0	164 A	Indiana	3	0

Non-Div. I Games:

Penn St.

Average RPI Win:		77	WON-LOST RECORD		WINNING PCT. RANK	LAST 10 GAMES	STRENGTH OF SCHEDULE		OPP. STRENGTH OF SCHEDULE	TEAM RPI	ADJ RPI	CONF. RPI	ADJ CONF. RPI		
Average RPI Loss:		21													
DIV. I ONLY			13-2-1	.84375	9	9-1-0	15	27	5	.67567	5	3	3		
DIV. I NON-CONF.			6-1-1	.8125	29	2-0-0	2	73	1	.70798	1	1	2		
TOTALS		RPI 1-25	RPI 26-50		W-L RECORDS		RPI 51-100		RPI 101-150		RPI 150+				
13-2-1	1-1-0		3-1-1	OVERALL	6-0-0	2-0-0	1-0-0								
9-1-0	1-1-0		3-0-0	HOME	4-0-0	1-0-0	0-0-0								
4-1-0	0-0-0		0-1-0	AWAY	2-0-0	1-0-0	1-0-0								
0-0-1	0-0-0		0-0-1	NEUTRAL	0-0-0	0-0-0	0-0-0								
6-1-1	1-0-0		1-1-1	NON-CONFERENCE	3-0-0	1-0-0	0-0-0								
6-0-0	1-0-0		1-0-0	HOME	3-0-0	1-0-0	0-0-0								
0-1-0	0-0-0		0-0-	AWAY	0-0-0	0-0-0	0-0-0								
0-0-1	0-0-0		0-0-1	NEUTRAL	0-0-0	0-0-0	0-0-0								
7-1-0	0-1-0		2-0-0	CONFERENCE	3-0-0	1-0-0	1-0-0								
3-1-0	0-1-0		2-0-0	HOME	1-0-0	0-0-0	0-0-0								
4-0-0	0-0-0		0-0-0	AWAY	2-0-0	1-0-0	1-0-0								
0-0-0	0-0-0		0-0-0	NEUTRAL	0-0-0	0-0-0	0-0-0								
RPI	S	Opponent	Score	RPI	S	Opponent	Score	RPI	S	Opponent	Score	RPI	S	Opponent	Score
7	H	Florida	0 1	27	N	Arizona	2 2	59	A	Ole Miss	2 1	114	A	LSU	4 1
24	H	UCF	3 0	30	H	Kentucky	2 1	60	H	Illinois St.	4 1	119	H	Dayton	4 3
				33	H	Auburn	3 1	64	H	Tennessee	3 0	219	A	Mississippi St.	3 0
				34	A	Arizona St.	1 2	72	H	Stephen F. Austin	1 0				
				41	H	FGCU	2 1	77	A	Vanderbilt	6 2				
								94	H	Marquette	3 0				
LAST 10 GAMES															
				219	A	Mississippi St.	3 0	59	A	Ole Miss	2 1				
				33	H	Auburn	3 1	114	A	LSU	4 1				
				77	A	Vanderbilt	6 2	64	H	Tennessee	3 0				
				30	H	Kentucky	2 1	94	H	Marquette	3 0				
				7	H	Florida	0 1	41	H	FGCU	2 1				

Non-Div. I Games:

Texas A&amp;M

Average RPI Win:		90	WON-LOST RECORD		WINNING PCT. RANK		LAST 10 GAMES		STRENGTH OF SCHEDULE		OPP. STRENGTH OF SCHEDULE		TEAM RPI	ADJ RPI		CONF. RPI	ADJ CONF. RPI		
Average RPI Loss:		7																	
DIV. I ONLY			14-1-0		.93333 1		10-0-0		50		16		6	.6738 6		4	4		
DIV. I NON-CONF.			7-1-0		.875 17		3-0-0		51		12		11	.65901 11		4	3		
TOTALS		RPI 1-25		RPI 26-50		W-L RECORDS		RPI 51-100		RPI 101-150		RPI 150+							
14-1-0		2-1-0		4-0-0		OVERALL		4-0-0		2-0-0		2-0-0							
8-1-0		2-1-0		0-0-0		HOME		4-0-0		1-0-0		1-0-0							
6-0-0		0-0-0		4-0-0		AWAY		0-0-0		1-0-0		1-0-0							
0-0-0		0-0-0		0-0-0		NEUTRAL		0-0-0		0-0-0		0-0-0							
7-1-0		0-1-0		3-0-0		NON-CONFERENCE		2-0-0		1-0-0		1-0-0							
4-1-0		0-1-0		0-0-0		HOME		2-0-0		1-0-0		1-0-0							
3-0-0		0-0-0		3-0-		AWAY		0-0-0		0-0-0		0-0-0							
0-0-0		0-0-0		0-0-0		NEUTRAL		0-0-0		0-0-0		0-0-0							
7-0-0		2-0-0		1-0-0		CONFERENCE		2-0-0		1-0-0		1-0-0							
4-0-0		2-0-0		0-0-0		HOME		2-0-0		0-0-0		0-0-0							
3-0-0		0-0-0		1-0-0		AWAY		0-0-0		1-0-0		1-0-0							
0-0-0		0-0-0		0-0-0		NEUTRAL		0-0-0		0-0-0		0-0-0							
RPI S	Opponent		Score		RPI S	Opponent		Score		RPI S	Opponent		Score		RPI S	Opponent		Score	
7	H	Florida	1	2	29	A	Oklahoma St.	2	1	67	H	Minnesota	4	1	122	H	Portland	1	0
9	H	Virginia	1	0	31	A	Boston College	2	0	95	H	St. John's (NY)	4	0	149	A	Pittsburgh	3	0
18	H	Virginia Tech	2	1	36	A	UConn	3	2	98	H	Syracuse	2	0	165	A	Miami (FL)	3	0
					45	A	Oklahoma	1	0	100	H	Louisville	6	0	290	H	Stetson	7	0
LAST 10 GAMES																			
149 A Pittsburgh					3 0					100 H Louisville					6 0				
18 H Virginia Tech					2 1					31 A Boston College					2 0				
98 H Syracuse					2 0					36 A UConn					3 2				
165 A Miami (FL)					3 0					290 H Stetson					7 0				
9 H Virginia					1 0					95 H St. John's (NY)					4 0				

Non-Div. I Games:

Florida St.

Average RPI Win: 74		WON-LOST	WINNING	LAST 10	STRENGTH OF		OPP. STRENGTH	TEAM	ADJ	CONF.	ADJ CONF.
Average RPI Loss: 22		RECORD	PCT. RANK	GAMES	SCHEDULE		OF SCHEDULE	RPI	RPI	RPI	RPI
DIV. I ONLY		11-4-0	.73333	35	6		2	7	.66347	7	3
DIV. I NON-CONF.		5-2-0	.71429	56	14		3	16	.649	16	2
TOTALS		RPI 1-25	RPI 26-50		W-L RECORDS		RPI 51-100		RPI 101-150		RPI 150+
11-4-0		3-2-0	4-2-0		OVERALL		1-0-0		0-0-0		3-0-0
5-0-0		1-0-0	2-0-0		HOME		0-0-0		0-0-0		2-0-0
6-4-0		2-2-0	2-2-0		AWAY		1-0-0		0-0-0		1-0-0
0-0-0		0-0-0	0-0-0		NEUTRAL		0-0-0		0-0-0		0-0-0
5-2-0		1-1-0	2-1-0		NON-CONFERENCE		0-0-0		0-0-0		2-0-0
2-0-0		0-0-0	1-0-0		HOME		0-0-0		0-0-0		1-0-0
3-2-0		1-1-0	1-0-		AWAY		0-0-0		0-0-0		1-0-0
0-0-0		0-0-0	0-0-0		NEUTRAL		0-0-0		0-0-0		0-0-0
6-2-0		2-1-0	2-1-0		CONFERENCE		1-0-0		0-0-0		1-0-0
3-0-0		1-0-0	1-0-0		HOME		0-0-0		0-0-0		1-0-0
3-2-0		1-1-0	1-1-0		AWAY		1-0-0		0-0-0		0-0-0
0-0-0		0-0-0	0-0-0		NEUTRAL		0-0-0		0-0-0		0-0-0
RPI S	Opponent	Score		RPI S	Opponent	Score		RPI S	Opponent	Score	
2 A	Stanford	0	1	28 H	Georgia	2	1	51 A	Alabama	2	1
5 A	Texas A&M	1	0	29 A	Oklahoma St.	4	0				
6 A	Florida St.	2	1	30 A	Kentucky	0	2				
10 A	South Carolina	2	3	35 A	Arkansas	3	1				
25 H	Missouri	3	1	43 H	South Fla.	2	0				
				45 A	Oklahoma	1	2				
				LAST 10 GAMES							
				30 A	Kentucky	0	2	25 H	Missouri	3	1
				10 A	South Carolina	2	3	28 H	Georgia	2	1
				219 H	Mississippi St.	5	1	51 A	Alabama	2	1
				35 A	Arkansas	3	1	206 A	New Mexico	4	0
				5 A	Texas A&M	1	0	2 A	Stanford	0	1

Non-Div. I Games:

Florida

Average RPI Win:	93	WON-LOST RECORD	WINNING PCT. RANK	LAST 10 GAMES	STRENGTH OF SCHEDULE	OPP. STRENGTH OF SCHEDULE	TEAM RPI	ADJ RPI	CONF. RPI	ADJ CONF. RPI				
DIV. I ONLY		11-2-2	.8	19	8-0-2	19	15	8	.6599	8	2	2		
DIV. I NON-CONF.		7-2-1	.75	44	4-0-1	31	11	20	.63651	19	3	4		
<hr/>														
TOTALS	RPI 1-25	RPI 26-50		W-L RECORDS		RPI 51-100		RPI 101-150		RPI 150+				
11-2-2	4-1-0	1-0-2		OVERALL		1-1-0		1-0-0		4-0-0				
7-1-1	2-0-0	0-0-1		HOME		1-1-0		1-0-0		3-0-0				
3-1-1	1-1-0	1-0-1		AWAY		0-0-0		0-0-0		1-0-0				
1-0-0	1-0-0	0-0-0		NEUTRAL		0-0-0		0-0-0		0-0-0				
7-2-1	2-1-0	0-0-1		NON-CONFERENCE		1-1-0		1-0-0		3-0-0				
6-1-1	1-0-0	0-0-1		HOME		1-1-0		1-0-0		3-0-0				
0-1-0	0-1-0	0-0-		AWAY		0-0-0		0-0-0		0-0-0				
1-0-0	1-0-0	0-0-0		NEUTRAL		0-0-0		0-0-0		0-0-0				
4-0-1	2-0-0	1-0-1		CONFERENCE		0-0-0		0-0-0		1-0-0				
1-0-0	1-0-0	0-0-0		HOME		0-0-0		0-0-0		0-0-0				
3-0-1	1-0-0	1-0-1		AWAY		0-0-0		0-0-0		1-0-0				
0-0-0	0-0-0	0-0-0		NEUTRAL		0-0-0		0-0-0		0-0-0				
RPI	S	Opponent	Score		RPI	S	Opponent	Score		RPI	S	Opponent	Score	
4	A	Penn St.	1	3	37	H	Georgetown	1	1	61	H	Hofstra	4	0
12	H	Texas Tech	4	2	42	A	Texas	2	0	63	H	Duke	0	2
14	A	Kansas	2	0	49	A	TCU	0	0					
21	H	La Salle	4	1										
25	N	Missouri	3	2										

Non-Div. I Games:

West Virginia



Average RPI Win:	100	WON-LOST RECORD	WINNING PCT. RANK	LAST 10 GAMES	STRENGTH OF SCHEDULE	OPP. STRENGTH OF SCHEDULE	TEAM RPI	ADJ RPI	CONF. RPI	ADJ CONF. RPI					
DIV. I ONLY		14-1-0	.93333	1	9-1-0	91	13	9	.65344	9	4	4			
DIV. I NON-CONF.		8-0-0	1	1	3-0-0	68	26	8	.67536	8	4	3			
-----															
TOTALS	RPI 1-25	RPI 26-50		W-L RECORDS		RPI 51-100		RPI 101-150		RPI 150+					
14-1-0	1-1-0	1-0-0		OVERALL		6-0-0		3-0-0		3-0-0					
10-0-0	0-0-0	1-0-0		HOME		3-0-0		3-0-0		3-0-0					
4-1-0	1-1-0	0-0-0		AWAY		3-0-0		0-0-0		0-0-0					
0-0-0	0-0-0	0-0-0		NEUTRAL		0-0-0		0-0-0		0-0-0					
8-0-0	0-0-0	0-0-0		NON-CONFERENCE		4-0-0		3-0-0		1-0-0					
6-0-0	0-0-0	0-0-0		HOME		2-0-0		3-0-0		1-0-0					
2-0-0	0-0-0	0-0-		AWAY		2-0-0		0-0-0		0-0-0					
0-0-0	0-0-0	0-0-0		NEUTRAL		0-0-0		0-0-0		0-0-0					
6-1-0	1-1-0	1-0-0		CONFERENCE		2-0-0		0-0-0		2-0-0					
4-0-0	0-0-0	1-0-0		HOME		1-0-0		0-0-0		2-0-0					
2-1-0	1-1-0	0-0-0		AWAY		1-0-0		0-0-0		0-0-0					
0-0-0	0-0-0	0-0-0		NEUTRAL		0-0-0		0-0-0		0-0-0					
RPI	S	Opponent	Score	RPI	S	Opponent	Score	RPI	S	Opponent	Score				
6	A	Florida St.	0 1	31	H	Boston College	6 3	51	A	Alabama	3 0				
20	A	Notre Dame	2 1					61	H	Hofstra	3 1				
								64	H	Tennessee	2 1				
								70	H	Wake Forest	5 0				
								97	A	Samford	3 1				
								100	A	Louisville	2 1				
								106	H	Richmond	4 0				
								116	H	Marshall	3 0				
								133	H	Old Dominion	5 0				
								162	H	Villanova	5 0				
								165	H	Miami (FL)	3 1				
								221	H	North Carolina St.	6 0				
LAST 10 GAMES															
100 A Louisville				2 1				70 H Wake Forest				5 0			
221 H North Carolina St.				6 0				165 H Miami (FL)				3 1			
31 H Boston College				6 3				133 H Old Dominion				5 0			
20 A Notre Dame				2 1				61 H Hofstra				3 1			
6 A Florida St.				0 1				64 H Tennessee				2 1			

**Non-Div. I Games:**

Virginia

Average RPI Win:		81	WON-LOST RECORD		WINNING PCT. RANK		LAST 10 GAMES		STRENGTH OF SCHEDULE		OPP. STRENGTH OF SCHEDULE		TEAM RPI		ADJ RPI		CONF. RPI		ADJ CONF. RPI					
Average RPI Loss:		26																						
DIV. I ONLY			11-4-1		.71875		43		6-3-1		5		40		10		.65181		10		3		3	
DIV. I NON-CONF.			7-1-0		.875		17		2-0-0		5		88		3		.69062		4		1		2	
TOTALS		RPI 1-25		RPI 26-50		W-L RECORDS		RPI 51-100		RPI 101-150		RPI 150+												
11-4-1		1-2-0		4-2-0		OVERALL		3-0-1		1-0-0		2-0-0												
7-3-0		1-2-0		1-1-0		HOME		2-0-0		1-0-0		2-0-0												
3-1-1		0-0-0		2-1-0		AWAY		1-0-1		0-0-0		0-0-0												
1-0-0		0-0-0		1-0-0		NEUTRAL		0-0-0		0-0-0		0-0-0												
7-1-0		0-1-0		3-0-0		NON-CONFERENCE		2-0-0		0-0-0		2-0-0												
4-1-0		0-1-0		1-0-0		HOME		1-0-0		0-0-0		2-0-0												
2-0-0		0-0-0		1-0-		AWAY		1-0-0		0-0-0		0-0-0												
1-0-0		0-0-0		1-0-0		NEUTRAL		0-0-0		0-0-0		0-0-0												
4-3-1		1-1-0		1-2-0		CONFERENCE		1-0-1		1-0-0		0-0-0												
3-2-0		1-1-0		0-1-0		HOME		1-0-0		1-0-0		0-0-0												
1-1-1		0-0-0		1-1-0		AWAY		0-0-1		0-0-0		0-0-0												
0-0-0		0-0-0		0-0-0		NEUTRAL		0-0-0		0-0-0		0-0-0												
RPI	S	Opponent		Score		RPI	S	Opponent		Score		RPI	S	Opponent		Score								
7	H	Florida		3	2	28	H	Georgia		0	1	51	A	Alabama		1	1	114	H	LSU		1	0	
22	H	Clemson		0	1	30	A	Kentucky		0	1	59	H	Ole Miss		2	0	155	H	High Point		2	0	
25	H	Missouri		0	1	33	A	Auburn		2	1	82	A	East Carolina		2	0	213	H	Milwaukee		2	0	
						41	N	FGCU		2	0	97	H	Samford		2	0							
						43	A	South Fla.		3	0													
						44	H	Boston U.		1	0													
						LAST 10 GAMES																		
						59	H	Ole Miss		2	0	28	H	Georgia		0	1							
						7	H	Florida		3	2	25	H	Missouri		0	1							
						30	A	Kentucky		0	1	33	A	Auburn		2	1							
						114	H	LSU		1	0	41	N	FGCU		2	0							
						51	A	Alabama		1	1	43	A	South Fla.		3	0							

Non-Div. I Games:

South Carolina



Average RPI Win:	103	WON-LOST RECORD	WINNING PCT. RANK	LAST 10 GAMES	STRENGTH OF SCHEDULE	OPP. STRENGTH OF SCHEDULE	TEAM RPI	ADJ RPI	CONF. RPI	ADJ CONF. RPI						
Average RPI Loss:	32	12-3-1	.78125	23	6-3-1	29	24	12	.64759	12	2	2				
DIV. I ONLY		10-0-0	1	1	4-0-0	55	48	7	.6822	7	3	4				
DIV. I NON-CONF.																
<hr/>																
TOTALS	RPI 1-25	RPI 26-50		W-L RECORDS		RPI 51-100		RPI 101-150		RPI 150+						
12-3-1	3-1-0	2-2-1		OVERALL		1-0-0		3-0-0		3-0-0						
5-1-1	0-0-0	0-1-1		HOME		0-0-0		2-0-0		3-0-0						
4-2-0	3-1-0	1-1-0		AWAY		0-0-0		0-0-0		0-0-0						
3-0-0	0-0-0	1-0-0		NEUTRAL		1-0-0		1-0-0		0-0-0						
10-0-0	2-0-0	1-0-0		NON-CONFERENCE		1-0-0		3-0-0		3-0-0						
5-0-0	0-0-0	0-0-0		HOME		0-0-0		2-0-0		3-0-0						
2-0-0	2-0-0	0-0-		AWAY		0-0-0		0-0-0		0-0-0						
3-0-0	0-0-0	1-0-0		NEUTRAL		1-0-0		1-0-0		0-0-0						
2-3-1	1-1-0	1-2-1		CONFERENCE		0-0-0		0-0-0		0-0-0						
0-1-1	0-0-0	0-1-1		HOME		0-0-0		0-0-0		0-0-0						
2-2-0	1-1-0	1-1-0		AWAY		0-0-0		0-0-0		0-0-0						
0-0-0	0-0-0	0-0-0		NEUTRAL		0-0-0		0-0-0		0-0-0						
<hr/>																
RPI	S	Opponent	Score		RPI	S	Opponent	Score		RPI	S	Opponent	Score			
8	A	West Virginia	2	4	29	H	Oklahoma St.	1	1	76	N	Tulsa	3	1		
14	A	Kansas	1	0	40	N	Memphis	1	0			102	N	Eastern Mich.	2	1
19	A	California	1	0	42	A	Texas	0	1			137	H	Portland St.	1	0
20	A	Notre Dame	2	1	45	H	Oklahoma	0	1			140	H	UC Riverside	3	2
					49	A	TCU	1	0			196	H	Abilene Christian	2	0
												215	H	Sam Houston St.	3	1
												224	H	Oral Roberts	5	0
<hr/>																
LAST 10 GAMES																
49	A	TCU	1	0	140	H	UC Riverside	3	2							
14	A	Kansas	1	0	42	A	Texas	0	1							
8	A	West Virginia	2	4	40	N	Memphis	1	0							
29	H	Oklahoma St.	1	1	76	N	Tulsa	3	1							
45	H	Oklahoma	0	1	196	H	Abilene Christian	2	0							

Non-Div. I Games:

Texas Tech

Average RPI Win:	113	WON-LOST RECORD	WINNING PCT. RANK	LAST 10 GAMES	STRENGTH OF SCHEDULE	OPP. STRENGTH OF SCHEDULE	TEAM RPI	ADJ RPI	CONF. RPI	ADJ CONF. RPI		
DIV. I ONLY		13-2-1	.84375	9	7-2-1	75	32	14	.63473	13	5	5
DIV. I NON-CONF.		6-0-0	1	1	0-0-0	121	45	12	.65485	12	5	5
<hr/>												
TOTALS	RPI 1-25	RPI 26-50		W-L RECORDS		RPI 51-100		RPI 101-150		RPI 150+		
13-2-1	1-1-0	0-1-0		OVERALL		6-0-1		3-0-0		3-0-0		
6-1-1	0-1-0	0-0-0		HOME		3-0-1		1-0-0		2-0-0		
6-1-0	1-0-0	0-1-0		AWAY		3-0-0		1-0-0		1-0-0		
1-0-0	0-0-0	0-0-0		NEUTRAL		0-0-0		1-0-0		0-0-0		
6-0-0	1-0-0	0-0-0		NON-CONFERENCE		2-0-0		1-0-0		2-0-0		
4-0-0	0-0-0	0-0-0		HOME		2-0-0		0-0-0		2-0-0		
1-0-0	1-0-0	0-0-		AWAY		0-0-0		0-0-0		0-0-0		
1-0-0	0-0-0	0-0-0		NEUTRAL		0-0-0		1-0-0		0-0-0		
7-2-1	0-1-0	0-1-0		CONFERENCE		4-0-1		2-0-0		1-0-0		
2-1-1	0-1-0	0-0-0		HOME		1-0-1		1-0-0		0-0-0		
5-1-0	0-0-0	0-1-0		AWAY		3-0-0		1-0-0		1-0-0		
0-0-0	0-0-0	0-0-0		NEUTRAL		0-0-0		0-0-0		0-0-0		
RPI	S	Opponent	Score	RPI	S	Opponent	Score	RPI	S	Opponent	Score	
4	H	Penn St.	0 2	32	A	Michigan	1 2	53	A	Michigan St.	2 1	
11	A	Washington	4 0					56	H	Oregon	1 0	
								64	H	Tennessee	2 1	
								67	A	Minnesota	4 1	
								68	H	Iowa	0 0	
								84	A	Northwestern	2 0	
								92	H	Nebraska	3 0	

Non-Div. I Games:

Wisconsin

Average RPI Win: 114		WON-LOST RECORD		WINNING PCT. RANK		LAST 10 GAMES		STRENGTH OF SCHEDULE		OPP. STRENGTH OF SCHEDULE		TEAM RPI		ADJ RPI		CONF. RPI		ADJ CONF. RPI					
DIV. I ONLY		14-3-0		.82353		13		7-3-0		55		39		13		.63398		14		2		2	
DIV. I NON-CONF.		10-1-0		.90909		13		3-1-0		128		64		28		.62433		28		3		4	
TOTALS		RPI 1-25		RPI 26-50		W-L RECORDS		RPI 51-100		RPI 101-150		RPI 150+											
14-3-0		0-2-0		4-0-0		OVERALL		2-1-0		3-0-0		5-0-0											
9-2-0		0-2-0		1-0-0		HOME		1-0-0		3-0-0		4-0-0											
5-1-0		0-0-0		3-0-0		AWAY		1-1-0		0-0-0		1-0-0											
0-0-0		0-0-0		0-0-0		NEUTRAL		0-0-0		0-0-0		0-0-0											
10-1-0		0-0-0		1-0-0		NON-CONFERENCE		1-1-0		3-0-0		5-0-0											
8-0-0		0-0-0		0-0-0		HOME		1-0-0		3-0-0		4-0-0											
2-1-0		0-0-0		1-0-		AWAY		0-1-0		0-0-0		1-0-0											
0-0-0		0-0-0		0-0-0		NEUTRAL		0-0-0		0-0-0		0-0-0											
4-2-0		0-2-0		3-0-0		CONFERENCE		1-0-0		0-0-0		0-0-0											
1-2-0		0-2-0		1-0-0		HOME		0-0-0		0-0-0		0-0-0											
3-0-0		0-0-0		2-0-0		AWAY		1-0-0		0-0-0		0-0-0											
0-0-0		0-0-0		0-0-0		NEUTRAL		0-0-0		0-0-0		0-0-0											
RPI	S	Opponent		Score		RPI	S	Opponent		Score		RPI	S	Opponent		Score							
8	H	West Virginia		0 2		29	H	Oklahoma St.		2 1		70	H	Wake Forest		4 1							
12	H	Texas Tech		0 1		42	A	Texas		1 0		78	A	Baylor		1 0							
						49	A	TCU		2 0		94	A	Marquette		0 1							
						50	A	Colorado		2 1													

Non-Div. I Games:

Kansas

Average RPI Win: 131		WON-LOST	WINNING	LAST 10	STRENGTH OF		OPP. STRENGTH	TEAM	ADJ		CONF.	ADJ CONF.			
Average RPI Loss: 24		RECORD	PCT. RANK	GAMES	SCHEDULE		OF SCHEDULE	RPI	RPI		RPI	RPI			
DIV. I ONLY		12-2-2	.8125	15	8-1-1		66	41	17	.6329	15	7			
DIV. I NON-CONF.		9-1-1	.86364	20	5-0-0		24	19	10	.67119	9	7			
TOTALS		RPI 1-25	RPI 26-50		W-L RECORDS		RPI 51-100		RPI 101-150		RPI 150+				
12-2-2		1-1-1	1-1-0		OVERALL		3-0-0		2-0-0		5-0-1				
7-1-0		1-0-0	0-1-0		HOME		2-0-0		2-0-0		2-0-0				
5-0-1		0-0-0	1-0-0		AWAY		1-0-0		0-0-0		3-0-1				
0-1-1		0-1-1	0-0-0		NEUTRAL		0-0-0		0-0-0		0-0-0				
9-1-1		1-1-1	1-0-0		NON-CONFERENCE		2-0-0		1-0-0		4-0-0				
5-0-0		1-0-0	0-0-0		HOME		1-0-0		1-0-0		2-0-0				
4-0-0		0-0-0	1-0-		AWAY		1-0-0		0-0-0		2-0-0				
0-1-1		0-1-1	0-0-0		NEUTRAL		0-0-0		0-0-0		0-0-0				
3-1-1		0-0-0	0-1-0		CONFERENCE		1-0-0		1-0-0		1-0-1				
2-1-0		0-0-0	0-1-0		HOME		1-0-0		1-0-0		0-0-0				
1-0-1		0-0-0	0-0-0		AWAY		0-0-0		0-0-0		1-0-1				
0-0-0		0-0-0	0-0-0		NEUTRAL		0-0-0		0-0-0		0-0-0				
RPI S	Opponent	Score		RPI S	Opponent	Score		RPI S	Opponent	Score		RPI S	Opponent	Score	
1 N	UCLA	0	2	30 A	Kentucky	3	2	52 A	Southern California	2	1	132 H	San Francisco	2	1
3 H	North Carolina	1	0	47 H	San Diego	1	2	54 H	Maryland	1	0	142 H	Cal Poly	2	1
16 N	Washington St.	0	0					57 H	Santa Clara	2	1	157 H	Fla. Atlantic	4	0
												178 A	St. Mary's (CA)	0	0
												183 H	Boise St.	2	0
												195 A	Cal St. Fullerton	1	0
												271 A	Xavier	2	0
												296 A	Pacific	5	0
LAST 10 GAMES															
				47 H	San Diego	1	2	195 A	Cal St. Fullerton	1	0				
				296 A	Pacific	5	0	52 A	Southern California	2	1				
				178 A	St. Mary's (CA)	0	0	183 H	Boise St.	2	0				
				132 H	San Francisco	2	1	30 A	Kentucky	3	2				
				57 H	Santa Clara	2	1	271 A	Xavier	2	0				

Non-Div. I Games:

Pepperdine

Average RPI Win: 129		WON-LOST RECORD		WINNING PCT. RANK		LAST 10 GAMES		STRENGTH OF SCHEDULE		OPP. STRENGTH OF SCHEDULE		TEAM RPI		ADJ RPI		CONF. RPI		ADJ CONF. RPI	
DIV. I ONLY		8-2-3		.73077 42		6-2-2		25		25		15		.63126 16		1		1	
DIV. I NON-CONF.		5-0-2		.85714 21		3-0-1		29		72		13		.65099 15		2		1	
TOTALS		RPI 1-25		RPI 26-50		W-L RECORDS		RPI 51-100		RPI 101-150		RPI 150+							
8-2-3		1-1-1		1-1-2		OVERALL		1-0-0		2-0-0		3-0-0							
3-1-1		0-0-0		1-1-1		HOME		1-0-0		1-0-0		0-0-0							
5-1-1		1-1-0		0-0-1		AWAY		0-0-0		1-0-0		3-0-0							
0-0-1		0-0-1		0-0-0		NEUTRAL		0-0-0		0-0-0		0-0-0							
5-0-2		0-0-1		1-0-1		NON-CONFERENCE		0-0-0		2-0-0		2-0-0							
2-0-0		0-0-0		1-0-0		HOME		0-0-0		1-0-0		0-0-0							
3-0-1		0-0-0		0-1-		AWAY		0-0-0		1-0-0		2-0-0							
0-0-1		0-0-1		0-0-0		NEUTRAL		0-0-0		0-0-0		0-0-0							
3-2-1		1-1-0		0-1-1		CONFERENCE		1-0-0		0-0-0		1-0-0							
1-1-1		0-0-0		0-1-1		HOME		1-0-0		0-0-0		0-0-0							
2-1-0		1-1-0		0-0-0		AWAY		0-0-0		0-0-0		1-0-0							
0-0-0		0-0-0		0-0-0		NEUTRAL		0-0-0		0-0-0		0-0-0							
RPI	S	Opponent		Score		RPI	S	Opponent		Score		RPI	S	Opponent		Score			
2	A	Stanford		0 1		27	H	Arizona		1 4		56	H	Oregon		1 0			
15	N	Pepperdine		0 0		34	H	Arizona St.		0 0				112 H Montana		2 0			
19	A	California		1 0		38	A	BYU		0 0				150 A Hawaii		3 1			
						49	H	TCU		3 0				166 A Gonzaga		2 1			
														229 A Oregon St.		1 0			
														253 A Idaho		1 0			
LAST 10 GAMES																			
						56	H	Oregon		1 0		229	A	Oregon St.		1 0			
						34	H	Arizona St.		0 0		253	A	Idaho		1 0			
						27	H	Arizona		1 4		166	A	Gonzaga		2 1			
						2	A	Stanford		0 1		150	A	Hawaii		3 1			
						19	A	California		1 0		15	N	Pepperdine		0 0			

Non-Div. I Games:

Washington St.



Average RPI Win: 100		WON-LOST RECORD	WINNING PCT. RANK		LAST 10 GAMES	STRENGTH OF SCHEDULE	OPP. STRENGTH OF SCHEDULE	TEAM RPI	ADJ RPI	CONF. RPI	ADJ CONF. RPI		
Average RPI Loss: 69													
DIV. I ONLY		11-2-1	.82143	14	7-2-1	74	29	16	.62797	17	5	5	
DIV. I NON-CONF.		4-0-0	1	1	0-0-0	227	42	29	.62232	29	5	5	
<hr/>													
TOTALS		RPI 1-25		RPI 26-50		W-L RECORDS		RPI 51-100		RPI 101-150		RPI 150+	
11-2-1		1-0-0		1-0-0		OVERALL		5-2-1		1-0-0		3-0-0	
8-1-0		0-0-0		1-0-0		HOME		3-1-0		1-0-0		3-0-0	
3-1-1		1-0-0		0-0-0		AWAY		2-1-1		0-0-0		0-0-0	
0-0-0		0-0-0		0-0-0		NEUTRAL		0-0-0		0-0-0		0-0-0	
4-0-0		0-0-0		0-0-0		NON-CONFERENCE		2-0-0		0-0-0		2-0-0	
3-0-0		0-0-0		0-0-0		HOME		1-0-0		0-0-0		2-0-0	
1-0-0		0-0-0		0-0-		AWAY		1-0-0		0-0-0		0-0-0	
0-0-0		0-0-0		0-0-0		NEUTRAL		0-0-0		0-0-0		0-0-0	
7-2-1		1-0-0		1-0-0		CONFERENCE		3-2-1		1-0-0		1-0-0	
5-1-0		0-0-0		1-0-0		HOME		2-1-0		1-0-0		1-0-0	
2-1-1		1-0-0		0-0-0		AWAY		1-1-1		0-0-0		0-0-0	
0-0-0		0-0-0		0-0-0		NEUTRAL		0-0-0		0-0-0		0-0-0	
RPI	S	Opponent		Score	RPI	S	Opponent		Score	RPI	S	Opponent	Score
4	A	Penn St.		1 0	32	H	Michigan		1 0	53	H	Michigan St.	1 0
										54	A	Maryland	0 2
										68	A	Iowa	1 0
										71	H	Illinois	2 1
										77	H	Vanderbilt	3 0
										79	A	Princeton	5 0
										84	H	Northwestern	0 1
										92	A	Nebraska	1 1
					LAST 10 GAMES								
					84	H	Northwestern		0 1	68	A	Iowa	1 0
					71	H	Illinois		2 1	92	A	Nebraska	1 1
					4	A	Penn St.		1 0	32	H	Michigan	1 0
					108	H	Purdue		4 0	53	H	Michigan St.	1 0
					164	H	Indiana		1 0	54	A	Maryland	0 2

Non-Div. I Games:

Rutgers

Average RPI Win: 124		WON-LOST RECORD		WINNING PCT. RANK		LAST 10 GAMES		STRENGTH OF SCHEDULE		OPP. STRENGTH OF SCHEDULE		TEAM RPI		ADJ RPI		CONF. RPI		ADJ CONF. RPI	
DIV. I ONLY		12-4-0		.75 29		6-4-0		37		48		19		.6258 18		4		4	
DIV. I NON-CONF.		9-0-0		1 1		3-0-0		56		141		9		.66942 10		4		3	
TOTALS		RPI 1-25		RPI 26-50		W-L RECORDS		RPI 51-100		RPI 101-150		RPI 150+							
12-4-0		1-3-0		1-0-0		OVERALL		4-1-0		1-0-0		5-0-0							
6-2-0		1-1-0		1-0-0		HOME		3-1-0		0-0-0		1-0-0							
6-2-0		0-2-0		0-0-0		AWAY		1-0-0		1-0-0		4-0-0							
0-0-0		0-0-0		0-0-0		NEUTRAL		0-0-0		0-0-0		0-0-0							
9-0-0		0-0-0		1-0-0		NON-CONFERENCE		3-0-0		1-0-0		4-0-0							
4-0-0		0-0-0		1-0-0		HOME		2-0-0		0-0-0		1-0-0							
5-0-0		0-0-0		0-0-		AWAY		1-0-0		1-0-0		3-0-0							
0-0-0		0-0-0		0-0-0		NEUTRAL		0-0-0		0-0-0		0-0-0							
3-4-0		1-3-0		0-0-0		CONFERENCE		1-1-0		0-0-0		1-0-0							
2-2-0		1-1-0		0-0-0		HOME		1-1-0		0-0-0		0-0-0							
1-2-0		0-2-0		0-0-0		AWAY		0-0-0		0-0-0		1-0-0							
0-0-0		0-0-0		0-0-0		NEUTRAL		0-0-0		0-0-0		0-0-0							
RPI	S	Opponent		Score		RPI	S	Opponent		Score		RPI	S	Opponent		Score			
3	A	North Carolina		2	3	37	H	Georgetown		6	1	63	H	Duke		2	0		
6	A	Florida St.		1	2							69	H	Buffalo		5	0		
20	H	Notre Dame		0	2							70	H	Wake Forest		0	1		
22	H	Clemson		2	0							80	H	VCU		6	0		
												82	A	East Carolina		3	0		

Non-Div. I Games:

Virginia Tech

Average RPI Win:	140	WON-LOST RECORD	WINNING PCT. RANK	LAST 10 GAMES	STRENGTH OF SCHEDULE	OPP. STRENGTH OF SCHEDULE	TEAM RPI	ADJ RPI	CONF. RPI	ADJ CONF. RPI	
DIV. I ONLY		10-4-1	.7 52	5-4-1	17	54	18	.62513 19	1	1	
DIV. I NON-CONF.		8-1-0	.88889 14	3-1-0	89	121	26	.62717 26	2	1	
<hr/>											
TOTALS	RPI 1-25	RPI 26-50		W-L RECORDS	RPI 51-100		RPI 101-150		RPI 150+		
10-4-1	0-4-0	1-0-1		OVERALL	3-0-0		3-0-0		3-0-0		
4-3-1	0-3-0	0-0-1		HOME	1-0-0		2-0-0		1-0-0		
4-1-0	0-1-0	1-0-0		AWAY	2-0-0		0-0-0		1-0-0		
2-0-0	0-0-0	0-0-0		NEUTRAL	0-0-0		1-0-0		1-0-0		
<hr/>											
8-1-0	0-1-0	0-0-0		NON-CONFERENCE	2-0-0		3-0-0		3-0-0		
4-1-0	0-1-0	0-0-0		HOME	1-0-0		2-0-0		1-0-0		
2-0-0	0-0-0	0-0-		AWAY	1-0-0		0-0-0		1-0-0		
2-0-0	0-0-0	0-0-0		NEUTRAL	0-0-0		1-0-0		1-0-0		
<hr/>											
2-3-1	0-3-0	1-0-1		CONFERENCE	1-0-0		0-0-0		0-0-0		
0-2-1	0-2-0	0-0-1		HOME	0-0-0		0-0-0		0-0-0		
2-1-0	0-1-0	1-0-0		AWAY	1-0-0		0-0-0		0-0-0		
0-0-0	0-0-0	0-0-0		NEUTRAL	0-0-0		0-0-0		0-0-0		
<hr/>											
RPI S	Opponent	Score	RPI S	Opponent	Score	RPI S	Opponent	Score	RPI S	Opponent	Score
1 A	UCLA	0 3	39 H	Utah	2 2	52 A	Southern California	2 1	132 H	San Francisco	3 1
11 H	Washington	1 2	50 A	Colorado	4 2	57 A	Santa Clara	2 1	137 N	Portland St.	5 0
12 H	Texas Tech	0 1				57 H	Santa Clara	1 0	142 H	Cal Poly	2 1
16 H	Washington St.	0 1							178 A	St. Mary's (CA)	4 0
									296 H	Pacific	3 0
									303 N	LIU Brooklyn	3 0
<hr/>											
			LAST 10 GAMES								
			39 H	Utah	2 2	50 A	Colorado	4 2			
			1 A	UCLA	0 3	296 H	Pacific	3 0			
			52 A	Southern California	2 1	57 H	Santa Clara	1 0			
			11 H	Washington	1 2	12 H	Texas Tech	0 1			
			16 H	Washington St.	0 1	142 H	Cal Poly	2 1			

Non-Div. I Games:

California

Average RPI Win: 115		WON-LOST	WINNING	LAST 10	STRENGTH OF		OPP. STRENGTH	TEAM	ADJ	CONF.	ADJ CONF.
Average RPI Loss: 19		RECORD	PCT. RANK	GAMES	SCHEDULE		OF SCHEDULE	RPI	RPI	RPI	RPI
DIV. I ONLY		10-4-1	.7	52	7-2-1		34	11	21	.62377	20
DIV. I NON-CONF.		5-2-1	.6875	69	2-0-1		20	21	27	.62906	24
TOTALS		RPI 1-25	RPI 26-50		W-L RECORDS		RPI 51-100		RPI 101-150		RPI 150+
10-4-1		1-3-1	0-0-0		OVERALL		5-1-0		1-0-0		3-0-0
4-4-0		0-3-0	0-0-0		HOME		1-1-0		0-0-0		3-0-0
6-0-1		1-0-1	0-0-0		AWAY		4-0-0		1-0-0		0-0-0
0-0-0		0-0-0	0-0-0		NEUTRAL		0-0-0		0-0-0		0-0-0
5-2-1		0-1-1	0-0-0		NON-CONFERENCE		3-1-0		0-0-0		2-0-0
3-2-0		0-1-0	0-0-0		HOME		1-1-0		0-0-0		2-0-0
2-0-1		0-0-1	0-0-		AWAY		2-0-0		0-0-0		0-0-0
0-0-0		0-0-0	0-0-0		NEUTRAL		0-0-0		0-0-0		0-0-0
5-2-0		1-2-0	0-0-0		CONFERENCE		2-0-0		1-0-0		1-0-0
1-2-0		0-2-0	0-0-0		HOME		0-0-0		0-0-0		1-0-0
4-0-0		1-0-0	0-0-0		AWAY		2-0-0		1-0-0		0-0-0
0-0-0		0-0-0	0-0-0		NEUTRAL		0-0-0		0-0-0		0-0-0
RPI S	Opponent	Score		RPI S	Opponent	Score		RPI S	Opponent	Score	
2 A	Stanford	0	0					52 H	Southern California	1	2
3 H	North Carolina	2	3					57 A	Santa Clara	2	0
9 H	Virginia	1	2					70 A	Wake Forest	1	0
12 H	Texas Tech	1	2					71 A	Illinois	3	1
18 A	Virginia Tech	2	0					78 H	Baylor	1	0
								98 A	Syracuse	2	0
				LAST 10 GAMES							
				98 A	Syracuse	2	0	18 A	Virginia Tech	2	0
				165 H	Miami (FL)	5	0	3 H	North Carolina	2	3
				149 A	Pittsburgh	2	0	181 H	Toledo	2	1
				9 H	Virginia	1	2	78 H	Baylor	1	0
				70 A	Wake Forest	1	0	2 A	Stanford	0	0

Non-Div. I Games:

Notre Dame

Average RPI Win:		123	WON-LOST RECORD		WINNING PCT. RANK		LAST 10 GAMES		STRENGTH OF SCHEDULE		OPP. STRENGTH OF SCHEDULE		TEAM RPI		ADJ RPI		CONF. RPI		ADJ CONF. RPI					
DIV. I ONLY			9-4-2		.66667		63		7-2-1		10		90		20		.62284		21		13		13	
DIV. I NON-CONF.			4-4-2		.5		153		2-2-1		6		47		40		.59946		41		13		13	
TOTALS		RPI 1-25		RPI 26-50		W-L RECORDS		RPI 51-100		RPI 101-150		RPI 150+												
9-4-2		0-2-0		0-2-0		OVERALL		4-0-2		3-0-0		2-0-0												
6-2-1		0-1-0		0-1-0		HOME		3-0-1		2-0-0		1-0-0												
3-2-1		0-1-0		0-1-0		AWAY		1-0-1		1-0-0		1-0-0												
0-0-0		0-0-0		0-0-0		NEUTRAL		0-0-0		0-0-0		0-0-0												
4-4-2		0-2-0		0-2-0		NON-CONFERENCE		2-0-2		2-0-0		0-0-0												
3-2-1		0-1-0		0-1-0		HOME		1-0-1		2-0-0		0-0-0												
1-2-1		0-1-0		0-0-		AWAY		1-0-1		0-0-0		0-0-0												
0-0-0		0-0-0		0-0-0		NEUTRAL		0-0-0		0-0-0		0-0-0												
5-0-0		0-0-0		0-0-0		CONFERENCE		2-0-0		1-0-0		2-0-0												
3-0-0		0-0-0		0-0-0		HOME		2-0-0		0-0-0		1-0-0												
2-0-0		0-0-0		0-0-0		AWAY		0-0-0		1-0-0		1-0-0												
0-0-0		0-0-0		0-0-0		NEUTRAL		0-0-0		0-0-0		0-0-0												
RPI	S	Opponent		Score		RPI	S	Opponent		Score		RPI	S	Opponent		Score								
8	A	West Virginia		1	4	41	H	FGCU		2	3	62	A	William & Mary		3	3							
11	H	Washington		0	1	44	A	Boston U.		1	2	65	A	Northeastern		1	0							
												73	H	George Washington		3	0							
												79	H	Princeton		2	2							
												80	H	VCU		3	1							
												85	H	Temple		3	2							
								LAST 10 GAMES																
								220 A Saint Louis		2	1	41	H	FGCU		2	3							
								119 A Dayton		1	0	85	H	Temple		3	2							
								209 H Fordham		1	0	8	A	West Virginia		1	4							
								80 H VCU		3	1	103	H	James Madison		2	1							
								73 H George Washington		3	0	79	H	Princeton		2	2							

Non-Div. I Games:

La Salle

Average RPI Win:	115	WON-LOST RECORD	WINNING PCT. RANK	LAST 10 GAMES	STRENGTH OF SCHEDULE	OPP. STRENGTH OF SCHEDULE	TEAM RPI	ADJ RPI	CONF. RPI	ADJ CONF. RPI		
DIV. I ONLY		11-2-2	.8	19	6-2-2	97	8	25	.62146	22	4	4
DIV. I NON-CONF.		7-0-1	.9375	12	2-0-1	84	43	14	.65272	13	4	3
<hr/>												
TOTALS	RPI 1-25	RPI 26-50		W-L RECORDS		RPI 51-100		RPI 101-150		RPI 150+		
11-2-2	1-2-0	2-0-0		OVERALL		4-0-2		0-0-0		4-0-0		
6-1-1	0-1-0	1-0-0		HOME		3-0-1		0-0-0		2-0-0		
4-1-1	1-1-0	0-0-0		AWAY		1-0-1		0-0-0		2-0-0		
1-0-0	0-0-0	1-0-0		NEUTRAL		0-0-0		0-0-0		0-0-0		
7-0-1	1-0-0	1-0-0		NON-CONFERENCE		2-0-1		0-0-0		3-0-0		
3-0-1	0-0-0	1-0-0		HOME		1-0-1		0-0-0		1-0-0		
4-0-0	1-0-0	0-0-		AWAY		1-0-0		0-0-0		2-0-0		
0-0-0	0-0-0	0-0-0		NEUTRAL		0-0-0		0-0-0		0-0-0		
4-2-1	0-2-0	1-0-0		CONFERENCE		2-0-1		0-0-0		1-0-0		
3-1-0	0-1-0	0-0-0		HOME		2-0-0		0-0-0		1-0-0		
0-1-1	0-1-0	0-0-0		AWAY		0-0-1		0-0-0		0-0-0		
1-0-0	0-0-0	1-0-0		NEUTRAL		0-0-0		0-0-0		0-0-0		
RPI	S	Opponent	Score	RPI	S	Opponent	Score	RPI	S	Opponent	Score	
3	H	North Carolina	1 2	31	N	Boston College	1 0	63	H	Duke	1 0	
10	A	South Carolina	1 0	33	H	Auburn	2 1	70	A	Wake Forest	1 1	
18	A	Virginia Tech	0 2					80	A	VCU	4 1	
								91	H	Drexel	3 0	
								96	H	Charlotte	1 1	
								98	H	Syracuse	1 0	

Non-Div. I Games:

Clemson

C  
o  
l  
l  
a  
t  
e

Colgate

Average RPI Win:		109	WON-LOST RECORD		WINNING PCT. RANK		LAST 10 GAMES		STRENGTH OF SCHEDULE		OPP. STRENGTH OF SCHEDULE		TEAM RPI		ADJ RPI		CONF. RPI		ADJ CONF. RPI	
DIV. I ONLY			13-3-0		.8125 15		9-1-0		109		6		24		.62033 24		6		6	
DIV. I NON-CONF.			7-2-0		.77778 38		3-0-0		117		6		35		.61068 33		6		6	
TOTALS		RPI 1-25		RPI 26-50		W-L RECORDS		RPI 51-100		RPI 101-150		RPI 150+								
13-3-0		0-1-0		4-2-0		OVERALL		4-0-0		0-0-0		5-0-0								
7-0-0		0-0-0		0-0-0		HOME		2-0-0		0-0-0		5-0-0								
5-3-0		0-1-0		3-2-0		AWAY		2-0-0		0-0-0		0-0-0								
1-0-0		0-0-0		1-0-0		NEUTRAL		0-0-0		0-0-0		0-0-0								
7-2-0		0-1-0		2-1-0		NON-CONFERENCE		2-0-0		0-0-0		3-0-0								
5-0-0		0-0-0		0-0-0		HOME		2-0-0		0-0-0		3-0-0								
1-2-0		0-1-0		1-0-		AWAY		0-0-0		0-0-0		0-0-0								
1-0-0		0-0-0		1-0-0		NEUTRAL		0-0-0		0-0-0		0-0-0								
6-1-0		0-0-0		2-1-0		CONFERENCE		2-0-0		0-0-0		2-0-0								
2-0-0		0-0-0		0-0-0		HOME		0-0-0		0-0-0		2-0-0								
4-1-0		0-0-0		2-1-0		AWAY		2-0-0		0-0-0		0-0-0								
0-0-0		0-0-0		0-0-0		NEUTRAL		0-0-0		0-0-0		0-0-0								
RPI	S	Opponent		Score		RPI	S	Opponent		Score		RPI	S	Opponent		Score				
5	A	Texas A&M		0 3		28	A	Georgia		0 1		59	H	Ole Miss		4 0				
						36	A	UConn		0 1		76	A	Tulsa		4 1				
						40	A	Memphis		2 1		85	A	Temple		2 0				
						42	N	Texas		2 0		90	H	Long Beach St.		1 0				
						43	A	South Fla.		3 0										
						49	A	TCU		2 0										
LAST 10 GAMES																				
						36	A	UConn		0 1		76	A	Tulsa		4 1				
						85	A	Temple		2 0		40	A	Memphis		2 1				
						43	A	South Fla.		3 0		59	H	Ole Miss		4 0				
						204	H	Houston		4 0		90	H	Long Beach St.		1 0				
						175	H	SMU		3 0		229	H	Oregon St.		4 0				

Non-Div. I Games:

UCF



**Non-Div. I Games:**

Missouri

Average RPI Win:	155	WON-LOST	WINNING	LAST 10	STRENGTH OF	OPP. STRENGTH	TEAM	ADJ	CONF.	ADJ CONF.		
Average RPI Loss:	0	RECORD	PCT. RANK	GAMES	SCHEDULE	OF SCHEDULE	RPI	RPI	RPI	RPI		
DIV. I ONLY		13-0-3	.90625	4	7-0-3	134	108	26	.61443	26	8	8
DIV. I NON-CONF.		8-0-1	.94444	8	2-0-1	187	136	33	.60893	34	8	8
<hr/>												
TOTALS	RPI 1-25	RPI 26-50		W-L RECORDS		RPI 51-100		RPI 101-150		RPI 150+		
13-0-3	0-0-0	0-0-1		OVERALL		4-0-0		1-0-0		8-0-2		
6-0-1	0-0-0	0-0-1		HOME		2-0-0		1-0-0		3-0-0		
7-0-2	0-0-0	0-0-0		AWAY		2-0-0		0-0-0		5-0-2		
0-0-0	0-0-0	0-0-0		NEUTRAL		0-0-0		0-0-0		0-0-0		
8-0-1	0-0-0	0-0-0		NON-CONFERENCE		2-0-0		1-0-0		5-0-1		
4-0-0	0-0-0	0-0-0		HOME		1-0-0		1-0-0		2-0-0		
4-0-1	0-0-0	0-0-		AWAY		1-0-0		0-0-0		3-0-1		
0-0-0	0-0-0	0-0-0		NEUTRAL		0-0-0		0-0-0		0-0-0		
5-0-2	0-0-0	0-0-1		CONFERENCE		2-0-0		0-0-0		3-0-1		
2-0-1	0-0-0	0-0-1		HOME		1-0-0		0-0-0		1-0-0		
3-0-1	0-0-0	0-0-0		AWAY		1-0-0		0-0-0		2-0-1		
0-0-0	0-0-0	0-0-0		NEUTRAL		0-0-0		0-0-0		0-0-0		
RPI	S	Opponent	Score	RPI	S	Opponent	Score	RPI	S	Opponent	Score	
				37	H	Georgetown	3 3	60	H	Illinois St.	3 1	
								74	H	Providence	2 1	
								92	A	Nebraska	2 1	
								94	A	Marquette	3 2	
										101	H Cincinnati	3 1
										162	A Villanova	2 1
										163	A Loyola Maryland	4 2
										170	A Butler	2 2
										172	H Creighton	2 0
										187	A Towson	1 0
										207	A Seton Hall	1 0
										213	A Milwaukee	3 2
										222	H Central Mich.	2 1
										249	A Green Bay	1 1
										270	H Loyola Chicago	4 0
<hr/>												
LAST 10 GAMES												
				94	A	Marquette	3 2	74	H	Providence	2 1	
				170	A	Butler	2 2	37	H	Georgetown	3 3	
				172	H	Creighton	2 0	101	H	Cincinnati	3 1	
				162	A	Villanova	2 1	270	H	Loyola Chicago	4 0	
				207	A	Seton Hall	1 0	249	A	Green Bay	1 1	

Non-Div. I Games:

DePaul

Average RPI Win: 144		WON-LOST	WINNING	LAST 10	STRENGTH OF	OPP. STRENGTH	TEAM	ADJ	CONF.	ADJ CONF.		
Average RPI Loss: 26		RECORD	PCT. RANK	GAMES	SCHEDULE	OF SCHEDULE	RPI	RPI	RPI	RPI		
DIV. I ONLY		9-4-1	.67857	60	7-3-0	33	26	27	.61253	27	1	1
DIV. I NON-CONF.		6-1-1	.8125	29	4-0-0	42	78	21	.63158	21	2	1
<hr/>												
TOTALS		RPI 1-25	RPI 26-50		W-L RECORDS		RPI 51-100		RPI 101-150		RPI 150+	
9-4-1		1-2-1	1-1-0		OVERALL		1-1-0		1-0-0		5-0-0	
6-1-0		0-0-0	0-0-0		HOME		1-1-0		1-0-0		4-0-0	
2-3-0		1-2-0	0-1-0		AWAY		0-0-0		0-0-0		1-0-0	
1-0-1		0-0-1	1-0-0		NEUTRAL		0-0-0		0-0-0		0-0-0	
6-1-1		0-0-1	1-1-0		NON-CONFERENCE		0-0-0		1-0-0		4-0-0	
4-0-0		0-0-0	0-0-0		HOME		0-0-0		1-0-0		3-0-0	
1-1-0		0-0-0	0-0-		AWAY		0-0-0		0-0-0		1-0-0	
1-0-1		0-0-1	1-0-0		NEUTRAL		0-0-0		0-0-0		0-0-0	
3-3-0		1-2-0	0-0-0		CONFERENCE		1-1-0		0-0-0		1-0-0	
2-1-0		0-0-0	0-0-0		HOME		1-1-0		0-0-0		1-0-0	
1-2-0		1-2-0	0-0-0		AWAY		0-0-0		0-0-0		0-0-0	
0-0-0		0-0-0	0-0-0		NEUTRAL		0-0-0		0-0-0		0-0-0	
RPI	S	Opponent	Score	RPI	S	Opponent	Score	RPI	S	Opponent	Score	
1	A	UCLA	0 6	29	N	Oklahoma St.	3 1	52	H	Southern California	0 3	
5	N	Texas A&M	2 2	41	A	FGCU	1 2	56	H	Oregon	1 0	
11	A	Washington	0 2									
16	A	Washington St.	4 1									
										</		

Non-Div. I Games:

Arizona

Average RPI Win: 113		WON-LOST	WINNING	LAST 10	STRENGTH OF	OPP. STRENGTH	TEAM	ADJ	CONF.	ADJ CONF.		
Average RPI Loss: 41		RECORD	PCT. RANK	GAMES	SCHEDULE	OF SCHEDULE	RPI	RPI	RPI	RPI		
DIV. I ONLY		10-3-1	.75	29	8-2-0	73	20	29	.61006	28	3	3
DIV. I NON-CONF.		5-1-0	.83333	24	3-0-0	50	106	22	.6299	23	1	2
-----												
TOTALS		RPI 1-25		RPI 26-50		W-L RECORDS		RPI 51-100		RPI 101-150		RPI 150+
10-3-1		2-2-0		0-0-0		OVERALL		2-1-1		3-0-0		3-0-0
6-1-0		1-1-0		0-0-0		HOME		2-0-0		2-0-0		1-0-0
4-2-1		1-1-0		0-0-0		AWAY		0-1-1		1-0-0		2-0-0
0-0-0		0-0-0		0-0-0		NEUTRAL		0-0-0		0-0-0		0-0-0
5-1-0		1-0-0		0-0-0		NON-CONFERENCE		0-1-0		2-0-0		2-0-0
3-0-0		1-0-0		0-0-0		HOME		0-0-0		1-0-0		1-0-0
2-1-0		0-0-0		0-0-		AWAY		0-1-0		1-0-0		1-0-0
0-0-0		0-0-0		0-0-0		NEUTRAL		0-0-0		0-0-0		0-0-0
5-2-1		1-2-0		0-0-0		CONFERENCE		2-0-1		1-0-0		1-0-0
3-1-0		0-1-0		0-0-0		HOME		2-0-0		1-0-0		0-0-0
2-1-1		1-1-0		0-0-0		AWAY		0-0-1		0-0-0		1-0-0
0-0-0		0-0-0		0-0-0		NEUTRAL		0-0-0		0-0-0		0-0-0
RPI	S	Opponent		Score		RPI	S	Opponent		Score		
7	A	Florida		1 2		59	A	Ole Miss		1 1		
10	A	South Carolina		1 0		64	H	Tennessee		2 1		
24	H	UCF		1 0		77	H	Vanderbilt		3 1		
25	H	Missouri		0 2		90	A	Long Beach St.		2 3		

Non-Div. I Games:

Georgia

Average RPI Win:	94	WON-LOST RECORD	WINNING PCT. RANK	LAST 10 GAMES	STRENGTH OF SCHEDULE	OPP. STRENGTH OF SCHEDULE	TEAM RPI	ADJ RPI	CONF. RPI	ADJ CONF. RPI			
DIV. I ONLY		9-7-1	.55882 131	8-1-1	7	23	31	.60916 29	2	2			
DIV. I NON-CONF.		5-5-0	.5 153	4-0-0	7	16	45	.59544 44	3	4			
<hr/>													
TOTALS	RPI 1-25	RPI 26-50		W-L RECORDS	RPI 51-100		RPI 101-150		RPI 150+				
9-7-1	0-3-1	3-4-0		OVERALL	2-0-0		3-0-0		1-0-0				
9-2-0	0-2-0	3-0-0		HOME	2-0-0		3-0-0		1-0-0				
0-4-1	0-1-1	0-3-0		AWAY	0-0-0		0-0-0		0-0-0				
0-1-0	0-0-0	0-1-0		NEUTRAL	0-0-0		0-0-0		0-0-0				
<hr/>													
5-5-0	0-2-0	1-3-0		NON-CONFERENCE	1-0-0		3-0-0		0-0-0				
5-2-0	0-2-0	1-0-0		HOME	1-0-0		3-0-0		0-0-0				
0-2-0	0-0-0	0-0-		AWAY	0-0-0		0-0-0		0-0-0				
0-1-0	0-0-0	0-1-0		NEUTRAL	0-0-0		0-0-0		0-0-0				
<hr/>													
4-2-1	0-1-1	2-1-0		CONFERENCE	1-0-0		0-0-0		1-0-0				
4-0-0	0-0-0	2-0-0		HOME	1-0-0		0-0-0		1-0-0				
0-2-1	0-1-1	0-1-0		AWAY	0-0-0		0-0-0		0-0-0				
0-0-0	0-0-0	0-0-0		NEUTRAL	0-0-0		0-0-0		0-0-0				
<hr/>													
RPI S	Opponent	Score	RPI S	Opponent	Score	RPI S	Opponent	Score	RPI S	Opponent	Score		
6 H	Florida St.	1 2	27 N	Arizona	1 3	76 H	Tulsa	2 1	119 H	Dayton	2 0		
7 H	Florida	0 4	34 A	Arizona St.	0 2	78 H	Baylor	2 0	127 H	UT Martin	1 0		
12 A	Texas Tech	1 1	35 A	Arkansas	1 2						142 H	Cal Poly	2 1
14 A	Kansas	1 2	40 H	Memphis	1 0						169 H	Iowa St.	1 0
			45 A	Oklahoma	0 2								
			45 H	Oklahoma	2 1								
			49 H	TCU	1 0								
			LAST 10 GAMES										
			45 H	Oklahoma	2 1	119 H	Dayton	2 0					
			78 H	Baylor	2 0	169 H	Iowa St.	1 0					
			49 H	TCU	1 0	76 H	Tulsa	2 1					
			12 A	Texas Tech	1 1	40 H	Memphis	1 0					
			14 A	Kansas	1 2	127 H	UT Martin	1 0					

Non-Div. I Games:

Oklahoma St.

Average RPI Win: 128		WON-LOST RECORD		WINNING PCT. RANK		LAST 10 GAMES		STRENGTH OF SCHEDULE		OPP. STRENGTH OF SCHEDULE		TEAM RPI		ADJ RPI		CONF. RPI		ADJ CONF. RPI	
DIV. I ONLY		10-5-0		.66667 63		6-4-0		30		28		28		.60875 30		3		3	
DIV. I NON-CONF.		5-2-0		.71429 56		1-1-0		66		118		47		.58905 49		1		2	
TOTALS		RPI 1-25		RPI 26-50		W-L RECORDS		RPI 51-100		RPI 101-150		RPI 150+							
10-5-0		2-4-0		1-1-0		OVERALL		2-0-0		1-0-0		4-0-0							
8-1-0		2-1-0		1-0-0		HOME		1-0-0		0-0-0		4-0-0							
2-4-0		0-3-0		0-1-0		AWAY		1-0-0		1-0-0		0-0-0							
0-0-0		0-0-0		0-0-0		NEUTRAL		0-0-0		0-0-0		0-0-0							
5-2-0		0-2-0		0-0-0		NON-CONFERENCE		1-0-0		1-0-0		3-0-0							
3-1-0		0-1-0		0-0-0		HOME		0-0-0		0-0-0		3-0-0							
2-1-0		0-1-0		0-0-		AWAY		1-0-0		1-0-0		0-0-0							
0-0-0		0-0-0		0-0-0		NEUTRAL		0-0-0		0-0-0		0-0-0							
5-3-0		2-2-0		1-1-0		CONFERENCE		1-0-0		0-0-0		1-0-0							
5-0-0		2-0-0		1-0-0		HOME		1-0-0		0-0-0		1-0-0							
0-3-0		0-2-0		0-1-0		AWAY		0-0-0		0-0-0		0-0-0							
0-0-0		0-0-0		0-0-0		NEUTRAL		0-0-0		0-0-0		0-0-0							
RPI	S	Opponent		Score		RPI	S	Opponent		Score		RPI	S	Opponent		Score			
5	A	Texas A&M		1 2		33	H	Auburn		2 1		59	H	Ole Miss		3 0			
7	H	Florida		2 0		35	A	Arkansas		1 2		100	A	Louisville		2 0			
10	H	South Carolina		1 0															
11	A	Washington		1 4															
15	H	Pepperdine		2 3															
25	A	Missouri		1 2															
LAST 10 GAMES																			
		7 H Florida		2 0				33 H Auburn		2 1				219 H Mississippi St.		3 0			
		59 H Ole Miss		3 0				219 H Mississippi St.		3 0				35 A Arkansas		1 2			
		10 H South Carolina		1 0				35 A Arkansas		1 2				15 H Pepperdine		2 3			
		5 A Texas A&M		1 2				15 H Pepperdine		2 3				177 H Morehead St.		3 0			
		25 A Missouri		1 2				177 H Morehead St.		3 0									

Non-Div. I Games:

Kentucky

Average RPI Win: 130		WON-LOST	WINNING	LAST 10	STRENGTH OF		OPP. STRENGTH	TEAM	ADJ		CONF.	ADJ CONF.
Average RPI Loss: 37		RECORD	PCT. RANK	GAMES	SCHEDULE		OF SCHEDULE	RPI	RPI		RPI	RPI
DIV. I ONLY		10-6-0	.625	89	20		68	33	.60769		31	4
DIV. I NON-CONF.		7-2-0	.77778	38	11		80	15	.65186		14	3
TOTALS		RPI 1-25	RPI 26-50		W-L RECORDS		RPI 51-100		RPI 101-150		RPI 150+	
10-6-0		1-3-0	1-2-0		OVERALL		3-1-0		1-0-0		4-0-0	
4-2-0		1-1-0	1-1-0		HOME		0-0-0		1-0-0		1-0-0	
6-3-0		0-1-0	0-1-0		AWAY		3-1-0		0-0-0		3-0-0	
0-1-0		0-1-0	0-0-0		NEUTRAL		0-0-0		0-0-0		0-0-0	
7-2-0		1-0-0	1-2-0		NON-CONFERENCE		2-0-0		0-0-0		3-0-0	
2-1-0		1-0-0	1-1-0		HOME		0-0-0		0-0-0		0-0-0	
5-1-0		0-0-0	0-0-		AWAY		2-0-0		0-0-0		3-0-0	
0-0-0		0-0-0	0-0-0		NEUTRAL		0-0-0		0-0-0		0-0-0	
3-4-0		0-3-0	0-0-0		CONFERENCE		1-1-0		1-0-0		1-0-0	
2-1-0		0-1-0	0-0-0		HOME		0-0-0		1-0-0		1-0-0	
1-2-0		0-1-0	0-0-0		AWAY		1-1-0		0-0-0		0-0-0	
0-1-0		0-1-0	0-0-0		NEUTRAL		0-0-0		0-0-0		0-0-0	
RPI S	Opponent	Score	RPI S	Opponent	Score	RPI S	Opponent	Score	RPI S	Opponent	Score	
6 H	Florida St.	0 2	43 H	South Fla.	2 3	60 A	Illinois St.	4 1	149 H	Pittsburgh	3 1	
9 A	Virginia	3 6	44 A	Boston U.	1 2	65 A	Northeastern	1 0	158 A	Jacksonville	1 0	
22 N	Clemson	0 1	46 H	Harvard	2 0	98 A	Syracuse	0 3	213 A	Milwaukee	2 0	
23 H	Colgate	3 1				100 A	Louisville	1 0	221 H	North Carolina St.	1 0	
									264 A	North Florida	5 0	
LAST 10 GAMES												
	221 H	North Carolina St.	1	0		149 H	Pittsburgh	3	1			
	100 A	Louisville	1	0		6 H	Florida St.	0	2			
	9 A	Virginia	3	6		43 H	South Fla.	2	3			
	98 A	Syracuse	0	3		46 H	Harvard	2	0			
	22 N	Clemson	0	1		60 A	Illinois St.	4	1			

Non-Div. I Games:

Boston College

Average RPI Win:	116	WON-LOST RECORD	WINNING PCT. RANK	LAST 10 GAMES	STRENGTH OF SCHEDULE	OPP. STRENGTH OF SCHEDULE	TEAM RPI	ADJ RPI	CONF. RPI	ADJ CONF. RPI		
Average RPI Loss:	29											
DIV. I ONLY		11-4-1	.71875	43	7-2-1	53	35	30	.60574	32	5	5
DIV. I NON-CONF.		4-2-0	.66667	77	0-0-0	230	41	109	.53318	108	5	5
<hr/>												
TOTALS	RPI 1-25	RPI 26-50		W-L RECORDS		RPI 51-100		RPI 101-150		RPI 150+		
11-4-1	1-2-0	0-2-0		OVERALL		5-0-0		1-0-1		4-0-0		
9-1-1	1-1-0	0-0-0		HOME		4-0-0		1-0-1		3-0-0		
2-3-0	0-1-0	0-2-0		AWAY		1-0-0		0-0-0		1-0-0		
0-0-0	0-0-0	0-0-0		NEUTRAL		0-0-0		0-0-0		0-0-0		
4-2-0	0-0-0	0-2-0		NON-CONFERENCE		0-0-0		1-0-0		3-0-0		
4-0-0	0-0-0	0-0-0		HOME		0-0-0		1-0-0		3-0-0		
0-2-0	0-0-0	0-0-		AWAY		0-0-0		0-0-0		0-0-0		
0-0-0	0-0-0	0-0-0		NEUTRAL		0-0-0		0-0-0		0-0-0		
7-2-1	1-2-0	0-0-0		CONFERENCE		5-0-0		0-0-1		1-0-0		
5-1-1	1-1-0	0-0-0		HOME		4-0-0		0-0-1		0-0-0		
2-1-0	0-1-0	0-0-0		AWAY		1-0-0		0-0-0		1-0-0		
0-0-0	0-0-0	0-0-0		NEUTRAL		0-0-0		0-0-0		0-0-0		
RPI	S	Opponent	Score	RPI	S	Opponent	Score	RPI	S	Opponent	Score	
4	H	Penn St.	0 1	47	A	San Diego St.	0 3	53	H	Michigan St.	2 1	
13	H	Wisconsin	2 1	47	A	San Diego	0 5	54	A	Maryland	1 0	
17	A	Rutgers	0 1					67	H	Minnesota	2 1	
								68	H	Iowa	4 2	
								92	H	Nebraska	3 1	
		</										

Non-Div. I Games:

Michigan



Average RPI Win: 88		WON-LOST RECORD		WINNING PCT. RANK		LAST 10 GAMES		STRENGTH OF SCHEDULE		OPP. STRENGTH OF SCHEDULE		TEAM RPI		ADJ RPI		CONF. RPI		ADJ CONF. RPI				
DIV. I ONLY		8-5-3		.59375 100		3-4-3		18		18		32		.60504 33		3		3				
DIV. I NON-CONF.		6-2-0		.75 44		1-1-0		27		60		24		.62867 25		1		2				
TOTALS		RPI 1-25		RPI 26-50		W-L RECORDS		RPI 51-100		RPI 101-150		RPI 150+										
8-5-3		1-3-0		2-1-0		OVERALL		2-1-3		2-0-0		1-0-0										
4-2-2		1-1-0		0-0-0		HOME		1-1-2		1-0-0		1-0-0										
2-3-1		0-2-0		1-1-0		AWAY		0-0-1		1-0-0		0-0-0										
2-0-0		0-0-0		1-0-0		NEUTRAL		1-0-0		0-0-0		0-0-0										
6-2-0		0-1-0		1-0-0		NON-CONFERENCE		2-1-0		2-0-0		1-0-0										
3-1-0		0-0-0		0-0-0		HOME		1-1-0		1-0-0		1-0-0										
1-1-0		0-1-0		0-0-		AWAY		0-0-0		1-0-0		0-0-0										
2-0-0		0-0-0		1-0-0		NEUTRAL		1-0-0		0-0-0		0-0-0										
2-3-3		1-2-0		1-1-0		CONFERENCE		0-0-3		0-0-0		0-0-0										
1-1-2		1-1-0		0-0-0		HOME		0-0-2		0-0-0		0-0-0										
1-2-1		0-1-0		1-1-0		AWAY		0-0-1		0-0-0		0-0-0										
0-0-0		0-0-0		0-0-0		NEUTRAL		0-0-0		0-0-0		0-0-0										
RPI	S	Opponent		Score		RPI	S	Opponent		Score		RPI	S	Opponent		Score						
5	A	Texas A&M		1	3	30	A	Kentucky		1	2	59	H	Ole Miss		2	2	105	A	Furman	2	1
10	H	South Carolina		1	2	35	A	Arkansas		2	1	64	H	Tennessee		0	0	124	H	UC Irvine	3	0
22	A	Clemson		1	2	40	N	Memphis		3	0	67	N	Minnesota		3	1	213	H	Milwaukee	2	0
25	H	Missouri		3	2							77	A	Vanderbilt		0	0					
												93	H	Ga. Southern		3	0					
												97	H	Samford		1	2					
LAST 10 GAMES																						
		35	A	Arkansas	2	1		30	A	Kentucky	1	2										
		5	A	Texas A&M	1	3		77	A	Vanderbilt	0	0										
		25	H	Missouri	3	2		10	H	South Carolina	1	2										
		64	H	Tennessee	0	0		213	H	Milwaukee	2	0										
		59	H	Ole Miss	2	2		97	H	Samford	1	2										

Non-Div. I Games:

Auburn

Average RPI Win: 155		WON-LOST	WINNING	LAST 10	STRENGTH OF		OPP. STRENGTH	TEAM	ADJ	CONF.	ADJ CONF.
Average RPI Loss: 41		RECORD	PCT. RANK	GAMES	SCHEDULE		OF SCHEDULE	RPI	RPI	RPI	RPI
DIV. I ONLY		9-2-4	.73333	35	6-1-3		112	5	35	.60031	34
DIV. I NON-CONF.		7-1-1	.83333	24	4-0-0		202	17	49	.59284	47
TOTALS		RPI 1-25	RPI 26-50		W-L RECORDS		RPI 51-100		RPI 101-150		RPI 150+
9-2-4		1-1-2	1-0-1		OVERALL		1-1-1		2-0-0		4-0-0
3-0-2		1-0-1	1-0-0		HOME		0-0-1		0-0-0		1-0-0
4-2-1		0-1-1	0-0-0		AWAY		1-1-0		2-0-0		1-0-0
2-0-1		0-0-0	0-0-1		NEUTRAL		0-0-0		0-0-0		2-0-0
7-1-1		1-0-0	1-0-1		NON-CONFERENCE		0-1-0		2-0-0		3-0-0
2-0-0		1-0-0	1-0-0		HOME		0-0-0		0-0-0		0-0-0
3-1-0		0-0-0	0-0-		AWAY		0-1-0		2-0-0		1-0-0
2-0-1		0-0-0	0-0-1		NEUTRAL		0-0-0		0-0-0		2-0-0
2-1-3		0-1-2	0-0-0		CONFERENCE		1-0-1		0-0-0		1-0-0
1-0-2		0-0-1	0-0-0		HOME		0-0-1		0-0-0		1-0-0
1-1-1		0-1-1	0-0-0		AWAY		1-0-0		0-0-0		0-0-0
0-0-0		0-0-0	0-0-0		NEUTRAL		0-0-0		0-0-0		0-0-0
RPI S	Opponent	Score	RPI S	Opponent	Score	RPI S	Opponent	Score	RPI S	Opponent	Score
1 H	UCLA	1 1	29 H	Oklahoma St.	2 0	52 A	Southern California	2 0	107 A	CSUN	2 0
5 H	Texas A&M	2 1	42 N	Texas	2 2	56 H	Oregon	1 1	150 A	Hawaii	5 2
11 A	Washington	1 2				71 A	Illinois	1 3	229 H	Oregon St.	1 0
16 A	Washington St.	0 0							255 N	Nevada	5 0
									270 A	Loyola Chicago	3 1
									302 N	New Mexico St.	5 0
LAST 10 GAMES											
52 A	Southern California	2 0	1 H	UCLA	1 1						
16 A	Washington St.	0 0	107 A	CSUN	2 0						
11 A	Washington	1 2	255 N	Nevada	5 0						
229 H	Oregon St.	1 0	302 N	New Mexico St.	5 0						
56 H	Oregon	1 1	5 H	Texas A&M	2 1						

Non-Div. I Games:

Arizona St.

Average RPI Win: 84		WON-LOST	WINNING	LAST 10	STRENGTH OF		OPP. STRENGTH	TEAM	ADJ	CONF.	ADJ CONF.
Average RPI Loss: 27		RECORD	PCT. RANK	GAMES	SCHEDULE		OF SCHEDULE	RPI	RPI	RPI	RPI
DIV. I ONLY		7-4-5	.59375	100	4-2-4		27	7	36	.60019	35
DIV. I NON-CONF.		4-2-2	.625	97	1-0-1		13	20	30	.61853	30
TOTALS		RPI 1-25	RPI 26-50		W-L RECORDS		RPI 51-100		RPI 101-150		RPI 150+
7-4-5		0-2-0	2-1-1		OVERALL		3-1-3		1-0-1		1-0-0
5-2-1		0-1-0	2-1-0		HOME		1-0-1		1-0-0		1-0-0
1-1-4		0-0-0	0-0-1		AWAY		1-1-2		0-0-1		0-0-0
1-1-0		0-1-0	0-0-0		NEUTRAL		1-0-0		0-0-0		0-0-0
4-2-2		0-1-0	1-0-1		NON-CONFERENCE		1-1-1		1-0-0		1-0-0
3-0-1		0-0-0	1-0-0		HOME		0-0-1		1-0-0		1-0-0
0-1-1		0-0-0	0-1-		AWAY		0-1-0		0-0-0		0-0-0
1-1-0		0-1-0	0-0-0		NEUTRAL		1-0-0		0-0-0		0-0-0
3-2-3		0-1-0	1-1-0		CONFERENCE		2-0-2		0-0-1		0-0-0
2-2-0		0-1-0	1-1-0		HOME		1-0-0		0-0-0		0-0-0
1-0-3		0-0-0	0-0-0		AWAY		1-0-2		0-0-1		0-0-0
0-0-0		0-0-0	0-0-0		NEUTRAL		0-0-0		0-0-0		0-0-0
RPI S	Opponent	Score		RPI S	Opponent	Score		RPI S	Opponent	Score	
3 N	North Carolina	1	2	29 H	Oklahoma St.	2	1	51 A	Alabama	0	0
7 H	Florida	1	3	30 H	Kentucky	2	1	59 A	Ole Miss	1	1
				33 H	Auburn	1	2	63 A	Duke	0	3
				42 A	Texas	0	0	64 A	Tennessee	1	0
								72 N	Stephen F. Austin	4	2
								75 H	Rice	0	0
								77 H	Vanderbilt	1	0
LAST 10 GAMES											
				33 H	Auburn	1	2	114 A	LSU	3	3
				51 A	Alabama	0	0	59 A	Ole Miss	1	1
				64 A	Tennessee	1	0	30 H	Kentucky	2	1
				7 H	Florida	1	3	190 H	Missouri St.	6	1
				77 H	Vanderbilt	1	0	75 H	Rice	0	0

Non-Div. I Games:

Arkansas

Average RPI Win:		128	WON-LOST RECORD		WINNING PCT. RANK		LAST 10 GAMES		STRENGTH OF SCHEDULE		OPP. STRENGTH OF SCHEDULE		TEAM RPI		ADJ RPI		CONF. RPI		ADJ CONF. RPI				
DIV. I ONLY		10-4-4		.66667		63		4-3-3		41		57		34		.60018		36		6		6	
DIV. I NON-CONF.		7-2-1		.75		44		1-1-0		25		49		23		.63012		22		6		6	
TOTALS		RPI 1-25		RPI 26-50		W-L RECORDS		RPI 51-100		RPI 101-150		RPI 150+											
10-4-4		1-2-0		0-1-1		OVERALL		4-0-2		0-1-0		5-0-1											
7-2-2		1-1-0		0-1-1		HOME		3-0-1		0-0-0		3-0-0											
3-2-2		0-1-0		0-0-0		AWAY		1-0-1		0-1-0		2-0-1											
0-0-0		0-0-0		0-0-0		NEUTRAL		0-0-0		0-0-0		0-0-0											
7-2-1		0-2-0		0-0-0		NON-CONFERENCE		3-0-1		0-0-0		4-0-0											
6-1-0		0-1-0		0-0-0		HOME		3-0-0		0-0-0		3-0-0											
1-1-1		0-1-0		0-0-		AWAY		0-0-1		0-0-0		1-0-0											
0-0-0		0-0-0		0-0-0		NEUTRAL		0-0-0		0-0-0		0-0-0											
3-2-3		1-0-0		0-1-1		CONFERENCE		1-0-1		0-1-0		1-0-1											
1-1-2		1-0-0		0-1-1		HOME		0-0-1		0-0-0		0-0-0											
2-1-1		0-0-0		0-0-0		AWAY		1-0-0		0-1-0		1-0-1											
0-0-0		0-0-0		0-0-0		NEUTRAL		0-0-0		0-0-0		0-0-0											
RPI	S	Opponent		Score		RPI	S	Opponent		Score		RPI	S	Opponent		Score							
4	A	Penn St.		1	3	40	H	Memphis		2	2	61	H	Hofstra		1	0	101	A	Cincinnati		0	3
6	H	Florida St.		2	3	43	H	South Fla.		0	2	66	H	Navy		2	1	154	A	Central Conn. St.		3	1
24	H	UCF		1	0							76	H	Tulsa		2	2	175	A	SMU		3	1
												82	A	East Carolina		2	1	191	H	Massachusetts		5	0
												95	H	St. John's (NY)		4	1	201	H	Brown		2	0
												98	A	Syracuse		1	1	204	A	Houston		0	0
																		234	H	Stony Brook		4	0
						LAST 10 GAMES																	
		24 H UCF		1	0			40 H Memphis		2	2												
		43 H South Fla.		0	2			101 A Cincinnati		0	3												
		175 A SMU		3	1			82 A East Carolina		2	1												
		204 A Houston		0	0			201 H Brown		2	0												
		76 H Tulsa		2	2			6 H Florida St.		2	3												

Non-Div. I Games:

UConn

Average RPI Win:		151	WON-LOST RECORD		WINNING PCT. RANK	LAST 10 GAMES		STRENGTH OF SCHEDULE		OPP. STRENGTH OF SCHEDULE	TEAM RPI	ADJ RPI	CONF. RPI	ADJ CONF. RPI			
DIV. I ONLY		10-3-3			.71875	43	7-1-2	71		62	37	.59903	37	8	8		
DIV. I NON-CONF.		5-2-2			.66667	77	2-0-1	101		14	58	.58272	56	8	8		
TOTALS		RPI 1-25		RPI 26-50		W-L RECORDS		RPI 51-100		RPI 101-150		RPI 150+					
10-3-3		0-1-1		1-0-1		OVERALL		3-2-1		0-0-0		6-0-0					
6-0-0		0-0-0		0-0-0		HOME		3-0-0		0-0-0		3-0-0					
4-2-2		0-1-1		1-0-1		AWAY		0-1-0		0-0-0		3-0-0					
0-1-1		0-0-0		0-0-0		NEUTRAL		0-1-1		0-0-0		0-0-0					
5-2-2		0-1-1		1-0-0		NON-CONFERENCE		1-1-1		0-0-0		3-0-0					
3-0-0		0-0-0		0-0-0		HOME		1-0-0		0-0-0		2-0-0					
2-1-1		0-1-1		1-0-		AWAY		0-0-0		0-0-0		1-0-0					
0-1-1		0-0-0		0-0-0		NEUTRAL		0-1-1		0-0-0		0-0-0					
5-1-1		0-0-0		0-0-1		CONFERENCE		2-1-0		0-0-0		3-0-0					
3-0-0		0-0-0		0-0-0		HOME		2-0-0		0-0-0		1-0-0					
2-1-1		0-0-0		0-0-1		AWAY		0-1-0		0-0-0		2-0-0					
0-0-0		0-0-0		0-0-0		NEUTRAL		0-0-0		0-0-0		0-0-0					
RPI	S	Opponent		Score		RPI	S	Opponent		Score		RPI	S	Opponent		Score	
8	A	West Virginia		1	1	26	A	DePaul		3	3	70	N	Wake Forest		0	2
18	A	Virginia Tech		1	6	47	A	San Diego		3	1	73	H	George Washington		1	0
												74	H	Providence		1	0
												90	N	Long Beach St.		0	0
												94	H	Marquette		4	0
												95	A	St. John's (NY)		0	1
												170	H	Butler		4	2
												172	A	Creighton		1	0
												187	A	Towson		5	0
												198	H	Duquesne		2	0
												221	H	North Carolina St.		6	0
												271	A	Xavier		1	0
LAST 10 GAMES																	
						172	A	Creighton		1	0	271	A	Xavier		1	0
						95	A	St. John's (NY)		0	1	26	A	DePaul		3	3
						94	H	Marquette		4	0	198	H	Duquesne		2	0
						74	H	Providence		1	0	73	H	George Washington		1	0
						170	H	Butler		4	2	8	A	West Virginia		1	1

Non-Div. I Games:

Georgetown

Average RPI Win: 112		WON-LOST	WINNING	LAST 10	STRENGTH OF	OPP. STRENGTH	TEAM	ADJ	CONF.	ADJ CONF.							
Average RPI Loss: 77		RECORD	PCT. RANK	GAMES	SCHEDULE	OF SCHEDULE	RPI	RPI	RPI	RPI							
DIV. I ONLY		10-3-2	.73333	35	9-1-0	86	56	40	.59722	38	7	7					
DIV. I NON-CONF.		6-3-2	.63636	94	5-1-0	104	27	66	.57166	64	7	7					
<hr/>																	
TOTALS		RPI 1-25		RPI 26-50		W-L RECORDS		RPI 51-100		RPI 101-150		RPI 150+					
10-3-2		0-0-1		1-1-0		OVERALL		4-1-0		2-1-0		3-0-1					
5-2-1		0-0-1		0-0-0		HOME		3-1-0		1-1-0		1-0-0					
5-1-1		0-0-0		1-1-0		AWAY		1-0-0		1-0-0		2-0-1					
0-0-0		0-0-0		0-0-0		NEUTRAL		0-0-0		0-0-0		0-0-0					
6-3-2		0-0-1		0-1-0		NON-CONFERENCE		4-1-0		0-1-0		2-0-1					
3-2-1		0-0-1		0-0-0		HOME		3-1-0		0-1-0		0-0-0					
3-1-1		0-0-0		0-0-		AWAY		1-0-0		0-0-0		2-0-1					
0-0-0		0-0-0		0-0-0		NEUTRAL		0-0-0		0-0-0		0-0-0					
4-0-0		0-0-0		1-0-0		CONFERENCE		0-0-0		2-0-0		1-0-0					
2-0-0		0-0-0		0-0-0		HOME		0-0-0		1-0-0		1-0-0					
2-0-0		0-0-0		1-0-0		AWAY		0-0-0		1-0-0		0-0-0					
0-0-0		0-0-0		0-0-0		NEUTRAL		0-0-0		0-0-0		0-0-0					
RPI	S	Opponent		Score		RPI	S	Opponent		Score		RPI	S	Opponent		Score	
16	H	Washington St.		0	0	39	A	Utah		0	1	56	H	Oregon		2	1
						47	A	San Diego		3	2	64	A	Tennessee		1	0
												78	H	Baylor		1	2
												86	H	Colorado Col.		4	0
												90	H	Long Beach St.		2	0

Non-Div. I Games:

BYU

Average RPI Win: 161		WON-LOST	WINNING	LAST 10	STRENGTH OF	OPP. STRENGTH	TEAM	ADJ	CONF.	ADJ CONF.		
Average RPI Loss: 36		RECORD	PCT. RANK	GAMES	SCHEDULE	OF SCHEDULE	RPI	RPI	RPI	RPI		
DIV. I ONLY		8-3-4	.66667	63	4-3-3	52	34	39	.59637	39	1	1
DIV. I NON-CONF.		7-0-2	.88889	14	3-0-1	93	117	25	.62661	27	2	1
<hr/>												
TOTALS		RPI 1-25	RPI 26-50		W-L RECORDS		RPI 51-100		RPI 101-150		RPI 150+	
8-3-4		0-1-2	1-0-1		OVERALL		0-2-0		3-0-0		4-0-1	
4-0-2		0-0-1	1-0-0		HOME		0-0-0		2-0-0		1-0-1	
4-3-2		0-1-1	0-0-1		AWAY		0-2-0		1-0-0		3-0-0	
0-0-0		0-0-0	0-0-0		NEUTRAL		0-0-0		0-0-0		0-0-0	
7-0-2		0-0-0	1-0-1		NON-CONFERENCE		0-0-0		3-0-0		3-0-1	
4-0-1		0-0-0	1-0-0		HOME		0-0-0		2-0-0		1-0-1	
3-0-1		0-0-0	0-1-		AWAY		0-0-0		1-0-0		2-0-0	
0-0-0		0-0-0	0-0-0		NEUTRAL		0-0-0		0-0-0		0-0-0	
1-3-2		0-1-2	0-0-0		CONFERENCE		0-2-0		0-0-0		1-0-0	
0-0-1		0-0-1	0-0-0		HOME		0-0-0		0-0-0		0-0-0	
1-3-1		0-1-1	0-0-0		AWAY		0-2-0		0-0-0		1-0-0	
0-0-0		0-0-0	0-0-0		NEUTRAL		0-0-0		0-0-0		0-0-0	
RPI	S	Opponent	Score	RPI	S	Opponent	Score	RPI	S	Opponent	Score	
1	A	UCLA	0 1	38	H	BYU	1 0	52	A	Southern California	0 2	
2	H	Stanford	1 1	45	A	Oklahoma	1 1	56	A	Oregon	0 1	
19	A	California	2 2									

Non-Div. I Games:

Utah

Average RPI Win:		100	WON-LOST RECORD		WINNING PCT. RANK		LAST 10 GAMES		STRENGTH OF SCHEDULE		OPP. STRENGTH OF SCHEDULE		TEAM RPI		ADJ RPI		CONF. RPI		ADJ CONF. RPI				
DIV. I ONLY			7-5-4		.5625 122		5-3-2		14		55		38		.59622 40		6		6				
DIV. I NON-CONF.			3-4-2		.44444 195		1-2-0		34		32		84		.55206 82		6		6				
TOTALS		RPI 1-25		RPI 26-50		W-L RECORDS		RPI 51-100		RPI 101-150		RPI 150+											
7-5-4		0-2-0		1-2-1		OVERALL		3-1-2		1-0-0		2-0-1											
5-2-1		0-1-0		1-0-0		HOME		2-1-0		1-0-0		1-0-1											
2-1-3		0-0-0		0-1-1		AWAY		1-0-2		0-0-0		1-0-0											
0-2-0		0-1-0		0-1-0		NEUTRAL		0-0-0		0-0-0		0-0-0											
3-4-2		0-1-0		0-2-0		NON-CONFERENCE		1-1-1		0-0-0		2-0-1											
1-1-1		0-0-0		0-0-0		HOME		0-1-0		0-0-0		1-0-1											
2-1-1		0-0-0		0-0-		AWAY		1-0-1		0-0-0		1-0-0											
0-2-0		0-1-0		0-1-0		NEUTRAL		0-0-0		0-0-0		0-0-0											
4-1-2		0-1-0		1-0-1		CONFERENCE		2-0-1		1-0-0		0-0-0											
4-1-0		0-1-0		1-0-0		HOME		2-0-0		1-0-0		0-0-0											
0-0-2		0-0-0		0-0-1		AWAY		0-0-1		0-0-0		0-0-0											
0-0-0		0-0-0		0-0-0		NEUTRAL		0-0-0		0-0-0		0-0-0											
RPI	S	Opponent		Score		RPI	S	Opponent		Score		RPI	S	Opponent		Score							
12	N	Texas Tech		0	1	29	A	Oklahoma St.		0	1	51	A	Alabama		2	1	101	H	Cincinnati	3	1	
24	H	UCF		1	2	33	N	Auburn		0	3	59	A	Ole Miss		1	1	152	H	Lipscomb	0	0	
						36	A	UConn		2	2	76	H	Tulsa		1	0	167	H	Southeastern La.	3	1	
						43	H	South Fla.		1	0	77	H	Vanderbilt		1	2	182	A	Kennesaw St.	4	0	
												82	H	East Carolina		2	0						
												85	A	Temple		1	1						
						LAST 10 GAMES																	
						76	H	Tulsa		1	0	43	H	South Fla.		1	0						
						82	H	East Carolina		2	0	24	H	UCF		1	2						
						101	H	Cincinnati		3	1	12	N	Texas Tech		0	1						
						85	A	Temple		1	1	29	A	Oklahoma St.		0	1						
						36	A	UConn		2	2	182	A	Kennesaw St.		4	0						

Non-Div. I Games:

Memphis



Average RPI Win: 187		WON-LOST RECORD		WINNING PCT. RANK		LAST 10 GAMES		STRENGTH OF SCHEDULE		OPP. STRENGTH OF SCHEDULE		TEAM RPI		ADJ RPI		CONF. RPI		ADJ CONF. RPI	
DIV. I ONLY		13-3-0		.8125 15		9-0-0		142		84		42		.59448 41		21		21	
DIV. I NON-CONF.		7-3-0		.7 64		3-0-0		97		8		46		.59468 45		20		20	
TOTALS		RPI 1-25		RPI 26-50		W-L RECORDS		RPI 51-100		RPI 101-150		RPI 150+							
13-3-0		1-2-0		1-1-0		OVERALL		0-0-0		0-0-0		11-0-0							
7-0-0		0-0-0		1-0-0		HOME		0-0-0		0-0-0		6-0-0							
6-2-0		1-1-0		0-1-0		AWAY		0-0-0		0-0-0		5-0-0							
0-1-0		0-1-0		0-0-0		NEUTRAL		0-0-0		0-0-0		0-0-0							
7-3-0		1-2-0		1-1-0		NON-CONFERENCE		0-0-0		0-0-0		5-0-0							
4-0-0		0-0-0		1-0-0		HOME		0-0-0		0-0-0		3-0-0							
3-2-0		1-1-0		0-0-		AWAY		0-0-0		0-0-0		2-0-0							
0-1-0		0-1-0		0-0-0		NEUTRAL		0-0-0		0-0-0		0-0-0							
6-0-0		0-0-0		0-0-0		CONFERENCE		0-0-0		0-0-0		6-0-0							
3-0-0		0-0-0		0-0-0		HOME		0-0-0		0-0-0		3-0-0							
3-0-0		0-0-0		0-0-0		AWAY		0-0-0		0-0-0		3-0-0							
0-0-0		0-0-0		0-0-0		NEUTRAL		0-0-0		0-0-0		0-0-0							
RPI	S	Opponent		Score		RPI	S	Opponent		Score		RPI	S	Opponent		Score			
5	A	Texas A&M		1	2	27	H	Arizona		2	1	152	H	Lipscomb		2	1		
10	N	South Carolina		0	2	43	A	South Fla.		0	1	156	A	FIU		2	0		
21	A	La Salle		3	2							158	H	Jacksonville		2	0		
												165	A	Miami (FL)		2	1		
												182	A	Kennesaw St.		2	1		
												203	H	Murray St.		4	0		
												214	H	Wofford		3	0		
												264	A	North Florida		3	0		
												279	H	Northern Ky.		2	0		
												287	H	Bakersfield		3	0		
												324	A	USC Upstate		3	0		
LAST 10 GAMES																			
						158	H	Jacksonville		2	0	21	A	La Salle		3	2		
						152	H	Lipscomb		2	1	264	A	North Florida		3	0		
						279	H	Northern Ky.		2	0	287	H	Bakersfield		3	0		
						182	A	Kennesaw St.		2	1	214	H	Wofford		3	0		
						324	A	USC Upstate		3	0	10	N	South Carolina		0	2		

Non-Div. I Games:

FGCU

Average RPI Win: 151		WON-LOST RECORD		WINNING PCT. RANK		LAST 10 GAMES		STRENGTH OF SCHEDULE		OPP. STRENGTH OF SCHEDULE		TEAM RPI		ADJ RPI		CONF. RPI		ADJ CONF. RPI	
DIV. I ONLY		7-6-2		.53333 145		4-6-0		11		45		41		.59445 42		2		2	
DIV. I NON-CONF.		5-3-2		.6 114		2-3-0		16		58		41		.5979 42		3		4	
TOTALS		RPI 1-25		RPI 26-50		W-L RECORDS		RPI 51-100		RPI 101-150		RPI 150+							
7-6-2		1-4-0		0-2-2		OVERALL		0-0-0		3-0-0		3-0-0							
3-3-1		1-3-0		0-0-1		HOME		0-0-0		1-0-0		1-0-0							
4-2-0		0-0-0		0-2-0		AWAY		0-0-0		2-0-0		2-0-0							
0-1-1		0-1-0		0-0-1		NEUTRAL		0-0-0		0-0-0		0-0-0							
5-3-2		0-2-0		0-1-2		NON-CONFERENCE		0-0-0		3-0-0		2-0-0							
2-1-1		0-1-0		0-0-1		HOME		0-0-0		1-0-0		1-0-0							
3-1-0		0-0-0		0-0-		AWAY		0-0-0		2-0-0		1-0-0							
0-1-1		0-1-0		0-0-1		NEUTRAL		0-0-0		0-0-0		0-0-0							
2-3-0		1-2-0		0-1-0		CONFERENCE		0-0-0		0-0-0		1-0-0							
1-2-0		1-2-0		0-0-0		HOME		0-0-0		0-0-0		0-0-0							
1-1-0		0-0-0		0-1-0		AWAY		0-0-0		0-0-0		1-0-0							
0-0-0		0-0-0		0-0-0		NEUTRAL		0-0-0		0-0-0		0-0-0							
RPI	S	Opponent		Score		RPI	S	Opponent		Score		RPI	S	Opponent		Score			
1	H	UCLA		0	1	34	N	Arizona St.		2	2	109	A	Texas St.		2	0		
8	H	West Virginia		0	2	35	H	Arkansas		0	0	112	H	Montana		2	0		
12	H	Texas Tech		1	0	43	A	South Fla.		0	2	150	A	Hawaii		2	1		
14	H	Kansas		0	1	49	A	TCU		1	3	169	A	Iowa St.		1	0		
24	N	UCF		0	2							252	A	A&M-Corpus Christi		6	0		
												255	H	Nevada		5	1		
LAST 10 GAMES																			
				49	A	TCU	1	3	109	A	Texas St.	2	0						
				14	H	Kansas	0	1	1	H	UCLA	0	1						
				169	A	Iowa St.	1	0	43	A	South Fla.	0	2						
				8	H	West Virginia	0	2	24	N	UCF	0	2						
				12	H	Texas Tech	1	0	112	H	Montana	2	0						

Non-Div. I Games:

Texas

Average RPI Win:	103	WON-LOST RECORD	WINNING PCT. RANK	LAST 10 GAMES	STRENGTH OF SCHEDULE	OPP. STRENGTH OF SCHEDULE	TEAM RPI	ADJ RPI	CONF. RPI	ADJ CONF. RPI	
Average RPI Loss:	52										
DIV. I ONLY	9-6-1	.59375	100	6-4-0	36	19	43	.59317	43	6	6
DIV. I NON-CONF.	5-3-1	.61111	107	2-1-0	19	7	32	.61357	31	6	6
<hr/>											
TOTALS	RPI 1-25	RPI 26-50		W-L RECORDS	RPI 51-100		RPI 101-150		RPI 150+		
9-6-1	0-3-0	4-1-0		OVERALL	1-1-1		1-0-0		3-1-0		
4-3-1	0-2-0	2-0-0		HOME	0-0-1		0-0-0		2-1-0		
4-3-0	0-1-0	2-1-0		AWAY	1-1-0		1-0-0		0-0-0		
1-0-0	0-0-0	0-0-0		NEUTRAL	0-0-0		0-0-0		1-0-0		
<hr/>											
5-3-1	0-2-0	3-0-0		NON-CONFERENCE	0-0-1		1-0-0		1-1-0		
2-2-1	0-1-0	2-0-0		HOME	0-0-1		0-0-0		0-1-0		
2-1-0	0-1-0	1-0-		AWAY	0-0-0		1-0-0		0-0-0		
1-0-0	0-0-0	0-0-0		NEUTRAL	0-0-0		0-0-0		1-0-0		
<hr/>											
4-3-0	0-1-0	1-1-0		CONFERENCE	1-1-0		0-0-0		2-0-0		
2-1-0	0-1-0	0-0-0		HOME	0-0-0		0-0-0		2-0-0		
2-2-0	0-0-0	1-1-0		AWAY	1-1-0		0-0-0		0-0-0		
0-0-0	0-0-0	0-0-0		NEUTRAL	0-0-0		0-0-0		0-0-0		
<hr/>											
RPI S	Opponent	Score		RPI S	Opponent	Score		RPI S	Opponent	Score	
7 A	Florida	0	2	31 A	Boston College	3	2	66 H	Navy	1	1
10 H	South Carolina	0	3	36 A	UConn	2	0	76 A	Tulsa	2	3
24 H	UCF	0	3	40 A	Memphis	0	1	85 A	Temple	2	0
				41 H	FGCU	1	0				
				42 H	Texas	2	0				
<hr/>											
LAST 10 GAMES											
	85 A	Temple	2 0		40 A	Memphis	0 1				
	36 A	UConn	2 0		76 A	Tulsa	2 3				
	24 H	UCF	0 3		31 A	Boston College	3 2				
	175 H	SMU	2 1		42 H	Texas	2 0				
	204 H	Houston	3 1		10 H	South Carolina	0 3				

Non-Div. I Games:

South Fla.

Average RPI Win:	107	WON-LOST	WINNING	LAST 10	STRENGTH OF	OPP. STRENGTH	TEAM	ADJ	CONF.	ADJ CONF.				
Average RPI Loss:	93	RECORD	PCT. RANK	GAMES	SCHEDULE	OF SCHEDULE	RPI	RPI	RPI	RPI				
DIV. I ONLY		9-4-3	.65625	73	5-2-3	59	80	48	.59011	44	10	10		
DIV. I NON-CONF.		6-3-1	.65	85	2-1-1	45	34	43	.60141	40	11	11		
<hr/>														
TOTALS	RPI 1-25	RPI 26-50		W-L RECORDS		RPI 51-100		RPI 101-150		RPI 150+				
9-4-3	1-1-0	2-0-0		OVERALL		2-1-0		2-1-1		2-1-2				
5-2-2	1-0-0	1-0-0		HOME		1-1-0		1-1-1		1-0-1				
3-2-1	0-1-0	1-0-0		AWAY		1-0-0		1-0-0		0-1-1				
1-0-0	0-0-0	0-0-0		NEUTRAL		0-0-0		0-0-0		1-0-0				
6-3-1	1-1-0	2-0-0		NON-CONFERENCE		1-1-0		1-1-0		1-0-1				
3-2-1	1-0-0	1-0-0		HOME		0-1-0		1-1-0		0-0-1				
2-1-0	0-1-0	1-0-		AWAY		1-0-0		0-0-0		0-0-0				
1-0-0	0-0-0	0-0-0		NEUTRAL		0-0-0		0-0-0		1-0-0				
3-1-2	0-0-0	0-0-0		CONFERENCE		1-0-0		1-0-1		1-1-1				
2-0-1	0-0-0	0-0-0		HOME		1-0-0		0-0-1		1-0-0				
1-1-1	0-0-0	0-0-0		AWAY		0-0-0		1-0-0		0-1-1				
0-0-0	0-0-0	0-0-0		NEUTRAL		0-0-0		0-0-0		0-0-0				
RPI	S	Opponent	Score		RPI	S	Opponent	Score		RPI	S	Opponent	Score	
10	A	South Carolina	0	1	31	H	Boston College	2	1	65	H	Northeastern	0	1
21	H	La Salle	2	1	46	A	Harvard	2	1	66	H	Navy	1	0
										74	A	Providence	2	1

Non-Div. I Games:

Boston U.

Average RPI Win: 110		WON-LOST RECORD		WINNING PCT. RANK		LAST 10 GAMES		STRENGTH OF SCHEDULE		OPP. STRENGTH OF SCHEDULE		TEAM RPI		ADJ RPI		CONF. RPI		ADJ CONF. RPI	
DIV. I ONLY		8-5-3		.59375 100		3-3-1		43		21		44		.58793 45		2		2	
DIV. I NON-CONF.		5-3-2		.6 114		1-1-0		44		33		55		.5852 54		3		4	
TOTALS		RPI 1-25		RPI 26-50		W-L RECORDS		RPI 51-100		RPI 101-150		RPI 150+							
8-5-3		2-1-0		1-2-2		OVERALL		2-1-1		0-1-0		3-0-0							
4-2-2		1-1-0		1-0-2		HOME		0-1-0		0-0-0		2-0-0							
4-3-1		1-0-0		0-2-0		AWAY		2-0-1		0-1-0		1-0-0							
0-0-0		0-0-0		0-0-0		NEUTRAL		0-0-0		0-0-0		0-0-0							
5-3-2		1-1-0		0-1-1		NON-CONFERENCE		2-0-1		0-1-0		2-0-0							
3-1-1		1-1-0		0-0-1		HOME		0-0-0		0-0-0		2-0-0							
2-2-1		0-0-0		0-0-		AWAY		2-0-1		0-1-0		0-0-0							
0-0-0		0-0-0		0-0-0		NEUTRAL		0-0-0		0-0-0		0-0-0							
3-2-1		1-0-0		1-1-1		CONFERENCE		0-1-0		0-0-0		1-0-0							
1-1-1		0-0-0		1-0-1		HOME		0-1-0		0-0-0		0-0-0							
2-1-0		1-0-0		0-1-0		AWAY		0-0-0		0-0-0		1-0-0							
0-0-0		0-0-0		0-0-0		NEUTRAL		0-0-0		0-0-0		0-0-0							
RPI	S	Opponent		Score		RPI	S	Opponent		Score		RPI	S	Opponent		Score			
6	H	Florida St.		0	1	29	A	Oklahoma St.		1	2	76	A	Tulsa		0	0		
7	H	Florida		2	1	29	H	Oklahoma St.		2	0	78	H	Baylor		1	2		
12	A	Texas Tech		1	0	39	H	Utah		1	1	81	A	North Texas		2	1		
						47	A	San Diego		0	2	92	A	Nebraska		2	1		
						49	H	TCU		1	1								
						LAST 10 GAMES													
						78	H	Baylor		1	2	224	H	Oral Roberts		1	0		
						29	A	Oklahoma St.		1	2	47	A	San Diego		0	2		
						49	H	TCU		1	1	124	A	UC Irvine		1	2		
						169	A	Iowa St.		1	0	76	A	Tulsa		0	0		
						12	A	Texas Tech		1	0	81	A	North Texas		2	1		

Non-Div. I Games:

Oklahoma

Average RPI Win: 163		WON-LOST	WINNING	LAST 10	STRENGTH OF		OPP. STRENGTH	TEAM	ADJ		CONF.	ADJ CONF.			
Average RPI Loss: 33		RECORD	PCT. RANK	GAMES	SCHEDULE		OF SCHEDULE	RPI	RPI		RPI	RPI			
DIV. I ONLY		8-3-2	.69231	56	5-3-2		70	105	46	.58704	46	9	9		
DIV. I NON-CONF.		5-3-1	.61111	107	2-3-1		60	65	64	.57382	60	10	10		
TOTALS		RPI 1-25	RPI 26-50		W-L RECORDS		RPI 51-100		RPI 101-150		RPI 150+				
8-3-2		0-1-0	0-2-0		OVERALL		2-0-0		1-0-1		5-0-1				
2-2-2		0-1-0	0-1-0		HOME		0-0-0		1-0-1		1-0-1				
6-1-0		0-0-0	0-1-0		AWAY		2-0-0		0-0-0		4-0-0				
0-0-0		0-0-0	0-0-0		NEUTRAL		0-0-0		0-0-0		0-0-0				
5-3-1		0-1-0	0-2-0		NON-CONFERENCE		2-0-0		1-0-0		2-0-1				
1-2-1		0-1-0	0-1-0		HOME		0-0-0		1-0-0		0-0-1				
4-1-0		0-0-0	0-0-		AWAY		2-0-0		0-0-0		2-0-0				
0-0-0		0-0-0	0-0-0		NEUTRAL		0-0-0		0-0-0		0-0-0				
3-0-1		0-0-0	0-0-0		CONFERENCE		0-0-0		0-0-1		3-0-0				
1-0-1		0-0-0	0-0-0		HOME		0-0-0		0-0-1		1-0-0				
2-0-0		0-0-0	0-0-0		AWAY		0-0-0		0-0-0		2-0-0				
0-0-0		0-0-0	0-0-0		NEUTRAL		0-0-0		0-0-0		0-0-0				
RPI S	Opponent	Score		RPI S	Opponent	Score		RPI S	Opponent	Score		RPI S	Opponent	Score	
23 H	Colgate	0	1	31 A	Boston College	0	2	55 A	Rhode Island	3	2	132 H	San Francisco	1	0
				44 H	Boston U.	1	2	74 A	Providence	2	0	143 H	Yale	0	0
												160 A	Penn	3	0
												168 H	Cornell	2	0
												191 H	Massachusetts	0	0
												201 A	Brown	2	0
												212 A	New Hampshire	1	0
												303 A	LIU Brooklyn	5	0
LAST 10 GAMES															
				201 A	Brown	2	0	160 A	Penn	3	0				
				168 H	Cornell	2	0	303 A	LIU Brooklyn	5	0				
				44 H	Boston U.	1	2	212 A	New Hampshire	1	0				
				143 H	Yale	0	0	23 H	Colgate	0	1				
				191 H	Massachusetts	0	0	31 A	Boston College	0	2				

Non-Div. I Games:

Harvard

Average RPI Win:		76	WON-LOST RECORD		WINNING PCT. RANK		LAST 10 GAMES		STRENGTH OF SCHEDULE		OPP. STRENGTH OF SCHEDULE		TEAM RPI		ADJ RPI		CONF. RPI		ADJ CONF. RPI				
Average RPI Loss:		79																					
DIV. I ONLY			6-6-2		.5 162		5-4-1		13		53		51		.58454 47		7 7						
DIV. I NON-CONF.			4-4-2		.5 153		3-2-1		15		25		57		.58459 55		7 7						
TOTALS		RPI 1-25		RPI 26-50		W-L RECORDS		RPI 51-100		RPI 101-150		RPI 150+											
6-6-2		1-1-0		3-2-0		OVERALL		0-0-2		1-2-0		1-1-0											
5-3-1		0-0-0		3-2-0		HOME		0-0-1		1-0-0		1-1-0											
1-3-1		1-1-0		0-0-0		AWAY		0-0-1		0-2-0		0-0-0											
0-0-0		0-0-0		0-0-0		NEUTRAL		0-0-0		0-0-0		0-0-0											
4-4-2		0-1-0		3-1-0		NON-CONFERENCE		0-0-2		0-2-0		1-0-0											
4-1-1		0-0-0		3-1-0		HOME		0-0-1		0-0-0		1-0-0											
0-3-1		0-1-0		0-0-		AWAY		0-0-1		0-2-0		0-0-0											
0-0-0		0-0-0		0-0-0		NEUTRAL		0-0-0		0-0-0		0-0-0											
2-2-0		1-0-0		0-1-0		CONFERENCE		0-0-0		1-0-0		0-1-0											
1-2-0		0-0-0		0-1-0		HOME		0-0-0		1-0-0		0-1-0											
1-0-0		1-0-0		0-0-0		AWAY		0-0-0		0-0-0		0-0-0											
0-0-0		0-0-0		0-0-0		NEUTRAL		0-0-0		0-0-0		0-0-0											
RPI	S	Opponent		Score		RPI	S	Opponent		Score		RPI	S	Opponent		Score		RPI	S	Opponent		Score	
1	A	UCLA		0	2	32	H	Michigan		5	0	52	H	Southern California		1	1	107	A	CSUN		0	2
15	A	Pepperdine		2	1	37	H	Georgetown		1	3	90	A	Long Beach St.		0	0	122	H	Portland		3	0
						38	H	BYU		2	3							124	A	UC Irvine		1	2
						45	H	Oklahoma		2	0							166	H	Gonzaga		0	2
						47	H	San Diego St.		2	0							195	H	Cal St. Fullerton		2	1
LAST 10 GAMES																							
		15 A Pepperdine		2	1			45 H Oklahoma		2	0												
		122 H Portland		3	0			47 H San Diego St.		2	0												
		166 H Gonzaga		0	2			124 A UC Irvine		1	2												
		38 H BYU		2	3			107 A CSUN		0	2												
		195 H Cal St. Fullerton		2	1			90 A Long Beach St.		0	0												

Non-Div. I Games:

San Diego

Average RPI Win:		169	WON-LOST RECORD		WINNING PCT. RANK		LAST 10 GAMES		STRENGTH OF SCHEDULE		OPP. STRENGTH OF SCHEDULE		TEAM RPI		ADJ RPI		CONF. RPI		ADJ CONF. RPI			
Average RPI Loss:		94																				
DIV. I ONLY			12-3-1		.78125 23		8-2-0		140		100		50		.58454 47		17		17			
DIV. I NON-CONF.			5-2-1		.6875 69		1-1-0		91		37		53		.58729 53		16		16			
TOTALS		RPI 1-25		RPI 26-50		W-L RECORDS		RPI 51-100		RPI 101-150		RPI 150+										
12-3-1		1-0-0		1-1-0		OVERALL		1-1-0		2-0-1		7-1-0										
6-2-1		0-0-0		1-0-0		HOME		1-1-0		1-0-1		3-1-0										
5-1-0		0-0-0		0-1-0		AWAY		0-0-0		1-0-0		4-0-0										
1-0-0		1-0-0		0-0-0		NEUTRAL		0-0-0		0-0-0		0-0-0										
5-2-1		1-0-0		1-1-0		NON-CONFERENCE		0-1-0		1-0-1		2-0-0										
3-1-1		0-0-0		1-0-0		HOME		0-1-0		0-0-1		2-0-0										
1-1-0		0-0-0		0-0-		AWAY		0-0-0		1-0-0		0-0-0										
1-0-0		1-0-0		0-0-0		NEUTRAL		0-0-0		0-0-0		0-0-0										
7-1-0		0-0-0		0-0-0		CONFERENCE		1-0-0		1-0-0		5-1-0										
3-1-0		0-0-0		0-0-0		HOME		1-0-0		1-0-0		1-1-0										
4-0-0		0-0-0		0-0-0		AWAY		0-0-0		0-0-0		4-0-0										
0-0-0		0-0-0		0-0-0		NEUTRAL		0-0-0		0-0-0		0-0-0										
RPI	S	Opponent		Score		RPI	S	Opponent		Score		RPI	S	Opponent		Score						
11	N	Washington		2	1	32	H	Michigan		3	0	53	H	Michigan St.		1	3	122	A	Portland	2	1
						47	A	San Diego		0	2	86	H	Colorado Col.		3	0	123	H	Utah St.	2	1
																		140	H	UC Riverside	2	2
																		159	A	UNLV	3	0
																		183	H	Boise St.	0	2
																		223	H	Air Force	3	2
																		225	H	Idaho St.	3	0
																		250	A	San Jose St.	1	0
																		255	A	Nevada	5	1
																		269	H	UC Davis	2	0
																		272	A	Fresno St.	4	2
LAST 10 GAMES																						
						183	H	Boise St.		0	2	86	H	Colorado Col.		3	0					
						123	H	Utah St.		2	1	272	A	Fresno St.		4	2					
						159	A	UNLV		3	0	250	A	San Jose St.		1	0					
						255	A	Nevada		5	1	225	H	Idaho St.		3	0					
						223	H	Air Force		3	2	47	A	San Diego		0	2					

Non-Div. I Games:

San Diego St.



Average RPI Win:	148	WON-LOST	WINNING	LAST 10	STRENGTH OF	OPP. STRENGTH	TEAM	ADJ	CONF.	ADJ CONF.		
Average RPI Loss:	20	RECORD	PCT. RANK	GAMES	SCHEDULE	OF SCHEDULE	RPI	RPI	RPI	RPI		
DIV. I ONLY		8-6-3	.55882	131	4-3-3	24	36	45	.5833	49	2	2
DIV. I NON-CONF.		7-3-0	.7	64	3-0-0	73	62	48	.58869	52	3	4
<hr/>												
TOTALS	RPI 1-25	RPI 26-50		W-L RECORDS		RPI 51-100		RPI 101-150		RPI 150+		
8-6-3	0-5-1	1-1-1		OVERALL		1-0-1		2-0-0		4-0-0		
4-4-1	0-4-1	1-0-0		HOME		0-0-0		1-0-0		2-0-0		
4-2-2	0-1-0	0-1-1		AWAY		1-0-1		1-0-0		2-0-0		
0-0-0	0-0-0	0-0-0		NEUTRAL		0-0-0		0-0-0		0-0-0		
7-3-0	0-3-0	0-0-0		NON-CONFERENCE		1-0-0		2-0-0		4-0-0		
3-2-0	0-2-0	0-0-0		HOME		0-0-0		1-0-0		2-0-0		
4-1-0	0-1-0	0-0-		AWAY		1-0-0		1-0-0		2-0-0		
0-0-0	0-0-0	0-0-0		NEUTRAL		0-0-0		0-0-0		0-0-0		
1-3-3	0-2-1	1-1-1		CONFERENCE		0-0-1		0-0-0		0-0-0		
1-2-1	0-2-1	1-0-0		HOME		0-0-0		0-0-0		0-0-0		
0-1-2	0-0-0	0-1-1		AWAY		0-0-1		0-0-0		0-0-0		
0-0-0	0-0-0	0-0-0		NEUTRAL		0-0-0		0-0-0		0-0-0		
RPI	S	Opponent	Score	RPI	S	Opponent	Score	RPI	S	Opponent	Score	
8	H	West Virginia	0 0	29	A	Oklahoma St.	0 1	78	A	Baylor	1 1	
12	H	Texas Tech	0 1	42	H	Texas	3 1	81	A	North Texas	1 0	
14	H	Kansas	0 2	45	A	Oklahoma	1 1					
16	A	Washington St.	0 3									
24	H	UCF	0 2									
25	H	Missouri	1 2									

Non-Div. I Games:

TCU

Average RPI Win:	182	WON-LOST RECORD	WINNING PCT. RANK	LAST 10 GAMES	STRENGTH OF SCHEDULE	OPP. STRENGTH OF SCHEDULE	TEAM RPI	ADJ RPI	CONF. RPI	ADJ CONF. RPI		
DIV. I ONLY		10-5-0	.66667	63	7-3-0	69	63	47	.58236	50	1	1
DIV. I NON-CONF.		7-2-0	.77778	38	4-0-0	142	204	61	.57315	62	2	1
<hr/>												
TOTALS	RPI 1-25	RPI 26-50		W-L RECORDS		RPI 51-100		RPI 101-150		RPI 150+		
10-5-0	0-4-0	0-0-0		OVERALL		2-0-0		1-1-0		7-0-0		
6-2-0	0-2-0	0-0-0		HOME		0-0-0		1-0-0		5-0-0		
4-2-0	0-2-0	0-0-0		AWAY		2-0-0		0-0-0		2-0-0		
0-1-0	0-0-0	0-0-0		NEUTRAL		0-0-0		0-1-0		0-0-0		
7-2-0	0-1-0	0-0-0		NON-CONFERENCE		0-0-0		1-1-0		6-0-0		
6-1-0	0-1-0	0-0-0		HOME		0-0-0		1-0-0		5-0-0		
1-0-0	0-0-0	0-0-		AWAY		0-0-0		0-0-0		1-0-0		
0-1-0	0-0-0	0-0-0		NEUTRAL		0-0-0		0-1-0		0-0-0		
3-3-0	0-3-0	0-0-0		CONFERENCE		2-0-0		0-0-0		1-0-0		
0-1-0	0-1-0	0-0-0		HOME		0-0-0		0-0-0		0-0-0		
3-2-0	0-2-0	0-0-0		AWAY		2-0-0		0-0-0		1-0-0		
0-0-0	0-0-0	0-0-0		NEUTRAL		0-0-0		0-0-0		0-0-0		
RPI S	Opponent	Score	RPI S	Opponent	Score	RPI S	Opponent	Score	RPI S	Opponent	Score	
1 A	UCLA	0 1				52 A	Southern California	1 0	132 H	San Francisco	3 0	
2 A	Stanford	0 3				56 A	Oregon	2 1	148 N	Kent St.	0 1	
14 H	Kansas	1 2							159 A	UNLV	3 0	
19 H	California	2 4							184 H	Denver	2 1	
									205 H	Northern Colo.	1 0	
									229 A	Oregon St.	1 0	
									242 H	Detroit	3 0	
									274 H	Colorado St.	2 0	
									289 H	Bryant	2 0	
			LAST 10 GAMES									
	2 A	Stanford	0 3			19 H	California	2 4				
	56 A	Oregon	2 1			132 H	San Francisco	3 0				
	229 A	Oregon St.	1 0			289 H	Bryant	2 0				
	1 A	UCLA	0 1			184 H	Denver	2 1				
	52 A	Southern California	1 0			242 H	Detroit	3 0				

Non-Div. I Games:

Colorado

# Alabama

Alabama

Average RPI Win: 139		WON-LOST RECORD		WINNING PCT. RANK		LAST 10 GAMES		STRENGTH OF SCHEDULE		OPP. STRENGTH OF SCHEDULE		TEAM RPI		ADJ RPI		CONF. RPI		ADJ CONF. RPI	
DIV. I ONLY		8-5-2		.6 94		4-5-1		49		47		55		.58022 52		1		1	
DIV. I NON-CONF.		6-1-2		.77778 38		2-1-1		199		87		67		.56943 66		2		1	
TOTALS		RPI 1-25		RPI 26-50		W-L RECORDS		RPI 51-100		RPI 101-150		RPI 150+							
8-5-2		1-3-0		2-2-1		OVERALL		1-0-0		1-0-1		3-0-0							
4-5-0		0-3-0		1-2-0		HOME		0-0-0		1-0-0		2-0-0							
2-0-2		1-0-0		1-0-1		AWAY		0-0-0		0-0-1		0-0-0							
2-0-0		0-0-0		0-0-0		NEUTRAL		1-0-0		0-0-0		1-0-0							
6-1-2		1-1-0		0-0-1		NON-CONFERENCE		1-0-0		1-0-1		3-0-0							
3-1-0		0-1-0		0-0-0		HOME		0-0-0		1-0-0		2-0-0							
1-0-2		1-0-0		0-1-		AWAY		0-0-0		0-0-1		0-0-0							
2-0-0		0-0-0		0-0-0		NEUTRAL		1-0-0		0-0-0		1-0-0							
2-4-0		0-2-0		2-2-0		CONFERENCE		0-0-0		0-0-0		0-0-0							
1-4-0		0-2-0		1-2-0		HOME		0-0-0		0-0-0		0-0-0							
1-0-0		0-0-0		1-0-0		AWAY		0-0-0		0-0-0		0-0-0							
0-0-0		0-0-0		0-0-0		NEUTRAL		0-0-0		0-0-0		0-0-0							
RPI	S	Opponent		Score		RPI	S	Opponent		Score		RPI	S	Opponent		Score			
2	H	Stanford		0 1		27	A	Arizona		3 0		124	A	UC Irvine		1 1			
15	H	Pepperdine		1 2		34	H	Arizona St.		0 2		140	H	UC Riverside		8 1			
19	H	California		1 2		39	H	Utah		2 0		169	N	Iowa St.		3 1			
20	A	Notre Dame		2 1		47	A	San Diego		1 1		296	H	Pacific		3 0			
						50	H	Colorado		0 1		329	H	Ark.-Pine Bluff		9 0			
LAST 10 GAMES																			
						34	H	Arizona St.		0 2		27	A	Arizona		3 0			
						2	H	Stanford		0 1		15	H	Pepperdine		1 2			
						19	H	California		1 2		329	H	Ark.-Pine Bluff		9 0			
						39	H	Utah		2 0		124	A	UC Irvine		1 1			
						50	H	Colorado		0 1		296	H	Pacific		3 0			

Non-Div. I Games:

Southern California

Average RPI Win: 151		WON-LOST	WINNING	LAST 10	STRENGTH OF		OPP. STRENGTH	TEAM	ADJ		CONF.	ADJ CONF.					
Average RPI Loss: 34		RECORD	PCT. RANK	GAMES	SCHEDULE		OF SCHEDULE	RPI	RPI		RPI	RPI					
DIV. I ONLY		9-6-1	.59375	100	3-6-1		40	72	53	.5795	53	5					
DIV. I NON-CONF.		6-0-0	1	1	0-0-0		136	192	19	.63181	20	5					
<hr/>																	
TOTALS		RPI 1-25		RPI 26-50		W-L RECORDS		RPI 51-100		RPI 101-150		RPI 150+					
9-6-1		0-3-0		1-1-0		OVERALL		1-2-1		4-0-0		3-0-0					
5-4-0		0-2-0		0-0-0		HOME		1-2-0		3-0-0		1-0-0					
4-2-1		0-1-0		1-1-0		AWAY		0-0-1		1-0-0		2-0-0					
0-0-0		0-0-0		0-0-0		NEUTRAL		0-0-0		0-0-0		0-0-0					
6-0-0		0-0-0		1-0-0		NON-CONFERENCE		0-0-0		2-0-0		3-0-0					
3-0-0		0-0-0		0-0-0		HOME		0-0-0		2-0-0		1-0-0					
3-0-0		0-0-0		1-0-		AWAY		0-0-0		0-0-0		2-0-0					
0-0-0		0-0-0		0-0-0		NEUTRAL		0-0-0		0-0-0		0-0-0					
3-6-1		0-3-0		0-1-0		CONFERENCE		1-2-1		2-0-0		0-0-0					
2-4-0		0-2-0		0-0-0		HOME		1-2-0		1-0-0		0-0-0					
1-2-1		0-1-0		0-1-0		AWAY		0-0-1		1-0-0		0-0-0					
0-0-0		0-0-0		0-0-0		NEUTRAL		0-0-0		0-0-0		0-0-0					
RPI	S	Opponent		Score		RPI	S	Opponent		Score		RPI	S	Opponent		Score	
4	H	Penn St.		1	2	32	A	Michigan		1	2	54	A	Maryland		0	0
13	H	Wisconsin		1	2	47	A	San Diego St.		3	1	67	H	Minnesota		0	1
17	A	Rutgers		0	1							68	H	Iowa		0	1
												92	H	Nebraska		3	1
														102 H Eastern Mich.		3	0
														108 A Purdue		2	0
														110 H Ohio St.		2	1
														136 H Western Mich.		3	2
														195 A Cal St. Fullerton		1	0
														267 A Oakland		1	0
														305 H IPFW		3	1
<hr/>																	
LAST 10 GAMES																	
4	H	Penn St.		1	2	32	A	Michigan		1	2	54	A	Maryland		0	0
110	H	Ohio St.		2	1	54	A	Maryland		0	0	17	A	Rutgers		0	1
108	A	Purdue		2	0	17	A	Rutgers		0	1	67	H	Minnesota		0	1
92	H	Nebraska		3	1	67	H	Minnesota		0	1	13	H	Wisconsin		1	2
68	H	Iowa		0	1	13	H	Wisconsin		1	2						

Non-Div. I Games:

Michigan St.

M  
a  
r  
y  
l  
a  
n  
d

Maryland

Average RPI Win: 194		WON-LOST RECORD		WINNING PCT. RANK		LAST 10 GAMES		STRENGTH OF SCHEDULE		OPP. STRENGTH OF SCHEDULE		TEAM RPI		ADJ RPI		CONF. RPI		ADJ CONF. RPI				
DIV. I ONLY		10-2-2		.78571 21		7-2-1		137		145		54		.57799 55		13		13				
DIV. I NON-CONF.		8-1-1		.85 23		5-1-0		112		172		39		.60245 38		13		13				
TOTALS		RPI 1-25		RPI 26-50		W-L RECORDS		RPI 51-100		RPI 101-150		RPI 150+										
10-2-2		0-0-0		0-1-0		OVERALL		1-1-1		2-0-0		7-0-1										
7-1-1		0-0-0		0-1-0		HOME		1-0-0		2-0-0		4-0-1										
3-1-1		0-0-0		0-0-0		AWAY		0-1-1		0-0-0		3-0-0										
0-0-0		0-0-0		0-0-0		NEUTRAL		0-0-0		0-0-0		0-0-0										
8-1-1		0-0-0		0-1-0		NON-CONFERENCE		1-0-1		1-0-0		6-0-0										
5-1-0		0-0-0		0-1-0		HOME		1-0-0		1-0-0		3-0-0										
3-0-1		0-0-0		0-0-		AWAY		0-0-1		0-0-0		3-0-0										
0-0-0		0-0-0		0-0-0		NEUTRAL		0-0-0		0-0-0		0-0-0										
2-1-1		0-0-0		0-0-0		CONFERENCE		0-1-0		1-0-0		1-0-1										
2-0-1		0-0-0		0-0-0		HOME		0-0-0		1-0-0		1-0-1										
0-1-0		0-0-0		0-0-0		AWAY		0-1-0		0-0-0		0-0-0										
0-0-0		0-0-0		0-0-0		NEUTRAL		0-0-0		0-0-0		0-0-0										
RPI	S	Opponent		Score		RPI	S	Opponent		Score		RPI	S	Opponent		Score						
				46	H				Harvard	2	3	74	A			Providence	1	1				
												80	A			VCU	0	3				
												88	H			Fairfield	1	0				
																129	H			Army	2	1
																144	H			Saint Joseph's	1	0
																176	A			Manhattan	1	0
																191	H			Massachusetts	1	0
																227	H			Maine	3	0
																228	A			Albany (NY)	2	1
																233	A			Sacred Heart	2	1
																238	H			Wagner	3	2
																244	H			George Mason	1	1
																289	H			Bryant	2	1
LAST 10 GAMES																						
																191	H			Massachusetts	1	0
																80	A			VCU	0	3
																244	H			George Mason	1	1
																144	H			Saint Joseph's	1	0
																227	H			Maine	3	0
																238	H			Wagner	3	2
																129	H			Army	2	1
																228	A			Albany (NY)	2	1
																46	H			Harvard	2	3
																233	A			Sacred Heart	2	1

Non-Div. I Games:

Rhode Island

Average RPI Win: 128		WON-LOST RECORD		WINNING PCT. RANK		LAST 10 GAMES		STRENGTH OF SCHEDULE		OPP. STRENGTH OF SCHEDULE		TEAM RPI		ADJ RPI		CONF. RPI		ADJ CONF. RPI	
DIV. I ONLY		6-6-2		.5 162		3-5-2		12		74		52		.57764 56		1 1			
DIV. I NON-CONF.		4-3-1		.5625 132		1-2-1		46		146		74		.55835 75		2 1			
TOTALS		RPI 1-25		RPI 26-50		W-L RECORDS		RPI 51-100		RPI 101-150		RPI 150+							
6-6-2		1-2-0		1-3-1		OVERALL		0-0-0		1-1-1		3-0-0							
5-1-1		1-0-0		1-1-0		HOME		0-0-0		1-0-1		2-0-0							
0-5-1		0-2-0		0-2-1		AWAY		0-0-0		0-1-0		0-0-0							
1-0-0		0-0-0		0-0-0		NEUTRAL		0-0-0		0-0-0		1-0-0							
4-3-1		0-1-0		0-1-0		NON-CONFERENCE		0-0-0		1-1-1		3-0-0							
3-0-1		0-0-0		0-0-0		HOME		0-0-0		1-0-1		2-0-0							
0-3-0		0-1-0		0-0-		AWAY		0-0-0		0-1-0		0-0-0							
1-0-0		0-0-0		0-0-0		NEUTRAL		0-0-0		0-0-0		1-0-0							
2-3-1		1-1-0		1-2-1		CONFERENCE		0-0-0		0-0-0		0-0-0							
2-1-0		1-0-0		1-1-0		HOME		0-0-0		0-0-0		0-0-0							
0-2-1		0-1-0		0-1-1		AWAY		0-0-0		0-0-0		0-0-0							
0-0-0		0-0-0		0-0-0		NEUTRAL		0-0-0		0-0-0		0-0-0							
RPI S	Opponent		Score		RPI S	Opponent		Score		RPI S	Opponent		Score		RPI S	Opponent		Score	
11 H	Washington		1 0		27 A	Arizona		0 1							102 H	Eastern Mich.		1 1	
13 A	Wisconsin		0 1		34 A	Arizona St.		1 1							134 H	Loyola Marymount		1 0	
16 A	Washington St.		0 1		38 A	BYU		1 2							137 A	Portland St.		0 1	
					39 H	Utah		1 0							178 H	St. Mary's (CA)		2 0	
					50 H	Colorado		1 2							195 H	Cal St. Fullerton		2 1	
															213 N	Milwaukee		2 0	
					LAST 10 GAMES														
					16 A	Washington St.		0 1		11 H	Washington		1 0						
					50 H	Colorado		1 2		38 A	BYU		1 2						
					39 H	Utah		1 0		137 A	Portland St.		0 1						
					27 A	Arizona		0 1		195 H	Cal St. Fullerton		2 1						
					34 A	Arizona St.		1 1		102 H	Eastern Mich.		1 1						

Non-Div. I Games:

Oregon



Average RPI Win:	170	WON-LOST RECORD	WINNING PCT. RANK	LAST 10 GAMES	STRENGTH OF SCHEDULE	OPP. STRENGTH OF SCHEDULE	TEAM RPI	ADJ RPI	CONF. RPI	ADJ CONF. RPI				
Average RPI Loss:	15													
DIV. I ONLY		10-5-0	.66667	63	7-3-0	88	58	57	.57527	57	7	7		
DIV. I NON-CONF.		7-4-0	.63636	94	4-2-0	85	23	60	.57335	61	7	7		
-----														
TOTALS	RPI 1-25	RPI 26-50		W-L RECORDS		RPI 51-100		RPI 101-150		RPI 150+				
10-5-0	0-5-0	0-0-0		OVERALL		1-0-0		5-0-0		4-0-0				
6-2-0	0-2-0	0-0-0		HOME		0-0-0		2-0-0		4-0-0				
4-3-0	0-3-0	0-0-0		AWAY		1-0-0		3-0-0		0-0-0				
0-0-0	0-0-0	0-0-0		NEUTRAL		0-0-0		0-0-0		0-0-0				
7-4-0	0-4-0	0-0-0		NON-CONFERENCE		1-0-0		3-0-0		3-0-0				
5-2-0	0-2-0	0-0-0		HOME		0-0-0		2-0-0		3-0-0				
2-2-0	0-2-0	0-0-		AWAY		1-0-0		1-0-0		0-0-0				
0-0-0	0-0-0	0-0-0		NEUTRAL		0-0-0		0-0-0		0-0-0				
3-1-0	0-1-0	0-0-0		CONFERENCE		0-0-0		2-0-0		1-0-0				
1-0-0	0-0-0	0-0-0		HOME		0-0-0		0-0-0		1-0-0				
2-1-0	0-1-0	0-0-0		AWAY		0-0-0		2-0-0		0-0-0				
0-0-0	0-0-0	0-0-0		NEUTRAL		0-0-0		0-0-0		0-0-0				
RPI S	Opponent	Score	RPI S	Opponent	Score	RPI S	Opponent	Score	RPI S	Opponent	Score			
2 A	Stanford	0 3				90 A	Long Beach St.	2 1	107 A	CSUN	1 0			
15 A	Pepperdine	1 2							119 H	Dayton	1 0			
19 A	California	0 1							124 H	UC Irvine	2 0			
19 H	California	1 2							132 A	San Francisco	1 0			
20 H	Notre Dame	0 2							134 A	Loyola Marymount	2 0			
									156 H	FIU	1 0			
									269 H	UC Davis	3 1			
									272 H	Fresno St.	4 3			
									296 H	Pacific	2 0			
-----														
LAST 10 GAMES														
296 H Pacific						2	0	107 A CSUN					1	0
132 A San Francisco						1	0	269 H UC Davis					3	1
134 A Loyola Marymount						2	0	2 A Stanford					0	3
15 A Pepperdine						1	2	19 A California					0	1
90 A Long Beach St.						2	1	119 H Dayton					1	0

Non-Div. I Games:

Santa Clara

Average RPI Win:	178	WON-LOST	WINNING	LAST 10	STRENGTH OF	OPP. STRENGTH	TEAM	ADJ	CONF.	ADJ CONF.	
Average RPI Loss:	93	RECORD	PCT. RANK	GAMES	SCHEDULE	OF SCHEDULE	RPI	RPI	RPI	RPI	
DIV. I ONLY	12-2-1	.83333	11	8-1-1	222	104	58	.57503	58	16	15
DIV. I NON-CONF.	6-1-0	.85714	21	2-0-0	193	51	44	.59335	46	15	15
<hr/>											
TOTALS	RPI 1-25	RPI 26-50		W-L RECORDS		RPI 51-100		RPI 101-150		RPI 150+	
12-2-1	0-0-0	0-0-0		OVERALL		2-1-0		3-1-1		7-0-0	
8-1-0	0-0-0	0-0-0		HOME		1-0-0		2-1-0		5-0-0	
3-1-1	0-0-0	0-0-0		AWAY		1-1-0		1-0-1		1-0-0	
1-0-0	0-0-0	0-0-0		NEUTRAL		0-0-0		0-0-0		1-0-0	
<hr/>											
6-1-0	0-0-0	0-0-0		NON-CONFERENCE		2-1-0		2-0-0		2-0-0	
3-0-0	0-0-0	0-0-0		HOME		1-0-0		1-0-0		1-0-0	
2-1-0	0-0-0	0-0-		AWAY		1-1-0		1-0-0		0-0-0	
1-0-0	0-0-0	0-0-0		NEUTRAL		0-0-0		0-0-0		1-0-0	
<hr/>											
6-1-1	0-0-0	0-0-0		CONFERENCE		0-0-0		1-1-1		5-0-0	
5-1-0	0-0-0	0-0-0		HOME		0-0-0		1-1-0		4-0-0	
1-0-1	0-0-0	0-0-0		AWAY		0-0-0		0-0-1		1-0-0	
0-0-0	0-0-0	0-0-0		NEUTRAL		0-0-0		0-0-0		0-0-0	
<hr/>											
RPI S	Opponent	Score	RPI S	Opponent	Score	RPI S	Opponent	Score	RPI S	Opponent	Score
						60 H	Illinois St.	3 2	102 H	Eastern Mich.	0 2
						84 A	Northwestern	1 3	108 A	Purdue	1 0
						100 A	Louisville	2 1	116 H	Marshall	2 1
									136 H	Western Mich.	1 0
									148 A	Kent St.	1 1
									170 N	Butler	1 0
									181 H	Toledo	2 0
									222 H	Central Mich.	2 0
									236 A	Ohio	2 0
									243 H	Northern Ill.	3 1
									254 H	Bowling Green	2 0
									305 H	IPFW	3 0
<hr/>											
LAST 10 GAMES											
						136 H	Western Mich.	1 0	181 H	Toledo	2 0
						243 H	Northern Ill.	3 1	254 H	Bowling Green	2 0
						236 A	Ohio	2 0	102 H	Eastern Mich.	0 2
						148 A	Kent St.	1 1	60 H	Illinois St.	3 2
						222 H	Central Mich.	2 0	116 H	Marshall	2 1

Non-Div. I Games:

Miami (OH)

Average RPI Win: 155		WON-LOST RECORD	WINNING PCT. RANK		LAST 10 GAMES	STRENGTH OF SCHEDULE	OPP. STRENGTH OF SCHEDULE	TEAM RPI	ADJ RPI	CONF. RPI	ADJ CONF. RPI		
Average RPI Loss: 34													
DIV. I ONLY		7-5-4	.5625	122	4-4-2	47	22	59	.57495	59	3	3	
DIV. I NON-CONF.		5-2-1	.6875	69	2-1-0	118	52	63	.5725	63	1	2	
<hr/>													
TOTALS		RPI 1-25		RPI 26-50		W-L RECORDS		RPI 51-100		RPI 101-150		RPI 150+	
7-5-4		0-3-0		0-1-4		OVERALL		2-1-0		1-0-0		4-0-0	
4-1-3		0-1-0		0-0-3		HOME		1-0-0		1-0-0		2-0-0	
3-4-1		0-2-0		0-1-1		AWAY		1-1-0		0-0-0		2-0-0	
0-0-0		0-0-0		0-0-0		NEUTRAL		0-0-0		0-0-0		0-0-0	
5-2-1		0-1-0		0-0-1		NON-CONFERENCE		1-1-0		1-0-0		3-0-0	
4-0-1		0-0-0		0-0-1		HOME		1-0-0		1-0-0		2-0-0	
1-2-0		0-1-0		0-0-		AWAY		0-1-0		0-0-0		1-0-0	
0-0-0		0-0-0		0-0-0		NEUTRAL		0-0-0		0-0-0		0-0-0	
2-3-3		0-2-0		0-1-3		CONFERENCE		1-0-0		0-0-0		1-0-0	
0-1-2		0-1-0		0-0-2		HOME		0-0-0		0-0-0		0-0-0	
2-2-1		0-1-0		0-1-1		AWAY		1-0-0		0-0-0		1-0-0	
0-0-0		0-0-0		0-0-0		NEUTRAL		0-0-0		0-0-0		0-0-0	
RPI	S	Opponent		Score	RPI	S	Opponent		Score	RPI	S	Opponent	Score
5	H	Texas A&M		1 2	28	H	Georgia		1 1	51	A	Alabama	1 0
10	A	South Carolina		0 2	30	A	Kentucky		0 3	67	H	Minnesota	3 2
24	A	UCF		0 4	33	A	Auburn		2 2	100	A	Louisville	0 1
					35	H	Arkansas		1 1				
					40	H	Memphis		1 1				
<hr/>													
LAST 10 GAMES													
10	A	South Carolina		0 2	35	H	Arkansas		1 1				
30	A	Kentucky		0 3	24	A	UCF		0 4				
51	A	Alabama		1 0	219	A	Mississippi St.		1 0				
33	A	Auburn		2 2	131	H	Middle Tenn.		4 0				
5	H	Texas A&M		1 2	277	A	Austin Peay		2 0				

Non-Div. I Games:

Ole Miss

Average RPI Win:		203	WON-LOST RECORD		WINNING PCT. RANK		LAST 10 GAMES		STRENGTH OF SCHEDULE		OPP. STRENGTH OF SCHEDULE		TEAM RPI		ADJ RPI		CONF. RPI		ADJ CONF. RPI				
DIV. I ONLY			11-5-0		.6875 57		8-2-0		80		138		60		.57358 60		18		18				
DIV. I NON-CONF.			6-5-0		.54545 151		3-2-0		37		107		69		.56586 68		18		18				
TOTALS		RPI 1-25		RPI 26-50		W-L RECORDS		RPI 51-100		RPI 101-150		RPI 150+											
11-5-0		0-1-0		0-2-0		OVERALL		1-1-0		2-0-0		8-1-0											
7-1-0		0-0-0		0-1-0		HOME		1-0-0		1-0-0		5-0-0											
3-4-0		0-1-0		0-1-0		AWAY		0-1-0		1-0-0		2-1-0											
1-0-0		0-0-0		0-0-0		NEUTRAL		0-0-0		0-0-0		1-0-0											
6-5-0		0-1-0		0-2-0		NON-CONFERENCE		1-1-0		1-0-0		4-1-0											
4-1-0		0-0-0		0-1-0		HOME		1-0-0		1-0-0		2-0-0											
1-4-0		0-1-0		0-0-		AWAY		0-1-0		0-0-0		1-1-0											
1-0-0		0-0-0		0-0-0		NEUTRAL		0-0-0		0-0-0		1-0-0											
5-0-0		0-0-0		0-0-0		CONFERENCE		0-0-0		1-0-0		4-0-0											
3-0-0		0-0-0		0-0-0		HOME		0-0-0		0-0-0		3-0-0											
2-0-0		0-0-0		0-0-0		AWAY		0-0-0		1-0-0		1-0-0											
0-0-0		0-0-0		0-0-0		NEUTRAL		0-0-0		0-0-0		0-0-0											
RPI	S	Opponent		Score		RPI	S	Opponent		Score		RPI	S	Opponent		Score							
5	A	Texas A&M		1	4	26	A	DePaul		1	3	58	A	Miami (OH)		2	3	136	H	Western Mich.		1	0
						31	H	Boston College		1	4	78	H	Baylor		2	1	139	A	Evansville		1	0
																		188	A	Southeast Mo. St.		3	0
																		190	H	Missouri St.		2	0
																		213	A	Milwaukee		1	2
																		215	N	Sam Houston St.		4	0
																		222	H	Central Mich.		5	1
																		243	H	Northern Ill.		4	1
																		270	A	Loyola Chicago		2	1
																		273	H	UNI		3	1
																		281	H	Indiana St.		4	0
LAST 10 GAMES																							
						281	H	Indiana St.		4	0	190	H	Missouri St.		2	0						
						273	H	UNI		3	1	58	A	Miami (OH)		2	3						
						270	A	Loyola Chicago		2	1	136	H	Western Mich.		1	0						
						139	A	Evansville		1	0	78	H	Baylor		2	1						
						213	A	Milwaukee		1	2	188	A	Southeast Mo. St.		3	0						

Non-Div. I Games:

Illinois St.

Average RPI Win: 165		WON-LOST RECORD		WINNING PCT. RANK		LAST 10 GAMES		STRENGTH OF SCHEDULE		OPP. STRENGTH OF SCHEDULE		TEAM RPI		ADJ RPI		CONF. RPI		ADJ CONF. RPI	
DIV. I ONLY		9-6-1		.59375 100		5-4-1		42		122		61		.57162 61		11		11	
DIV. I NON-CONF.		5-4-0		.55556 139		1-2-0		9		113		50		.58968 48		9		9	
TOTALS		RPI 1-25		RPI 26-50		W-L RECORDS		RPI 51-100		RPI 101-150		RPI 150+							
9-6-1		0-2-0		0-1-0		OVERALL		2-1-0		2-2-0		5-0-1							
4-2-0		0-0-0		0-0-0		HOME		1-0-0		1-2-0		2-0-0							
3-4-1		0-2-0		0-1-0		AWAY		0-1-0		1-0-0		2-0-1							
2-0-0		0-0-0		0-0-0		NEUTRAL		1-0-0		0-0-0		1-0-0							
5-4-0		0-2-0		0-1-0		NON-CONFERENCE		1-0-0		2-1-0		2-0-0							
2-1-0		0-0-0		0-0-0		HOME		0-0-0		1-1-0		1-0-0							
1-3-0		0-2-0		0-0-		AWAY		0-0-0		1-0-0		0-0-0							
2-0-0		0-0-0		0-0-0		NEUTRAL		1-0-0		0-0-0		1-0-0							
4-2-1		0-0-0		0-0-0		CONFERENCE		1-1-0		0-1-0		3-0-1							
2-1-0		0-0-0		0-0-0		HOME		1-0-0		0-1-0		1-0-0							
2-1-1		0-0-0		0-0-0		AWAY		0-1-0		0-0-0		2-0-1							
0-0-0		0-0-0		0-0-0		NEUTRAL		0-0-0		0-0-0		0-0-0							
RPI S	Opponent	Score		RPI S	Opponent	Score		RPI S	Opponent	Score		RPI S	Opponent	Score					
8 A	West Virginia	0	4	36 A	UConn	0	1	62 A	William & Mary	0	4	103 H	James Madison	1	3				
9 A	Virginia	1	3					63 N	Duke	2	1	125 A	Monmouth	4	1				
								65 H	Northeastern	1	0	143 H	Yale	1	2				
												144 H	Saint Joseph's	5	0				
												151 A	UNCW	2	2				
												153 H	Bucknell	4	2				
												187 H	Towson	1	0				
												202 A	Elon	4	1				
												266 A	Col. of Charleston	5	0				
												281 N	Indiana St.	9	1				
LAST 10 GAMES																			
				151 A	UNCW	2	2	62 A	William & Mary	0	4								
				266 A	Col. of Charleston	5	0	202 A	Elon	4	1								
				65 H	Northeastern	1	0	125 A	Monmouth	4	1								
				187 H	Towson	1	0	143 H	Yale	1	2								
				103 H	James Madison	1	3	9 A	Virginia	1	3								

Non-Div. I Games:

Hofstra

Average RPI Win:	173	WON-LOST RECORD	WINNING PCT. RANK	LAST 10 GAMES	STRENGTH OF SCHEDULE	OPP. STRENGTH OF SCHEDULE	TEAM RPI	ADJ RPI	CONF. RPI	ADJ CONF. RPI		
DIV. I ONLY		11-3-1	.76667	27	8-2-0	188	67	62	.5716	62	11	11
DIV. I NON-CONF.		6-1-1	.8125	29	3-0-0	222	28	59	.57848	59	9	9
<hr/>												
TOTALS	RPI 1-25	RPI 26-50		W-L RECORDS		RPI 51-100		RPI 101-150		RPI 150+		
11-3-1	0-0-1	0-0-0		OVERALL		2-3-0		1-0-0		8-0-0		
6-2-1	0-0-1	0-0-0		HOME		2-2-0		1-0-0		3-0-0		
5-1-0	0-0-0	0-0-0		AWAY		0-1-0		0-0-0		5-0-0		
0-0-0	0-0-0	0-0-0		NEUTRAL		0-0-0		0-0-0		0-0-0		
<hr/>												
6-1-1	0-0-1	0-0-0		NON-CONFERENCE		1-1-0		1-0-0		4-0-0		
3-0-1	0-0-1	0-0-0		HOME		1-0-0		1-0-0		1-0-0		
3-1-0	0-0-0	0-0-		AWAY		0-1-0		0-0-0		3-0-0		
0-0-0	0-0-0	0-0-0		NEUTRAL		0-0-0		0-0-0		0-0-0		
<hr/>												
5-2-0	0-0-0	0-0-0		CONFERENCE		1-2-0		0-0-0		4-0-0		
3-2-0	0-0-0	0-0-0		HOME		1-2-0		0-0-0		2-0-0		
2-0-0	0-0-0	0-0-0		AWAY		0-0-0		0-0-0		2-0-0		
0-0-0	0-0-0	0-0-0		NEUTRAL		0-0-0		0-0-0		0-0-0		
<hr/>												
RPI S	Opponent	Score		RPI S	Opponent	Score		RPI S	Opponent	Score		
21 H	La Salle	3	3			54 A	Maryland 0 4	106 H	Richmond	4	1	
						61 H	Hofstra 4 0	151 A	UNCW	2	0	
						65 H	Northeastern 0 1	160 A	Penn	3	0	
						79 H	Princeton 4 1	186 H	Delaware	3	1	
						91 H	Drexel 2 3	202 H	Elon	3	1	
								221 H	North Carolina St.	2	1	
								226 A	Davidson	2	0	
								244 A	George Mason	1	0	
								266 A	Col. of Charleston	2	0	
<hr/>												
LAST 10 GAMES												
202 H	Elon	3	1	61 H	Hofstra	4	0					
91 H	Drexel	2	3	65 H	Northeastern	0	1					
186 H	Delaware	3	1	79 H	Princeton	4	1					
266 A	Col. of Charleston	2	0	226 A	Davidson	2	0					
151 A	UNCW	2	0	160 A	Penn	3	0					

Non-Div. I Games:

William &amp; Mary

Average RPI Win: 113		WON-LOST RECORD	WINNING PCT. RANK		LAST 10 GAMES	STRENGTH OF SCHEDULE	OPP. STRENGTH OF SCHEDULE	TEAM RPI	ADJ RPI		CONF. RPI	ADJ CONF. RPI						
Average RPI Loss: 31																		
DIV. I ONLY		7-7-1	.5	162	4-5-1	44	3	65	.56976	63	4	4						
DIV. I NON-CONF.		4-4-0	.5	153	1-2-0	21	2	52	.58881	50	4	3						
<hr/>																		
TOTALS		RPI 1-25		RPI 26-50		W-L RECORDS		RPI 51-100		RPI 101-150		RPI 150+						
7-7-1		1-5-0		1-0-0		OVERALL		1-1-1		2-1-0		2-0-0						
4-2-1		0-2-0		1-0-0		HOME		1-0-1		1-0-0		1-0-0						
3-2-0		1-2-0		0-0-0		AWAY		0-0-0		1-0-0		1-0-0						
0-3-0		0-1-0		0-0-0		NEUTRAL		0-1-0		0-1-0		0-0-0						
4-4-0		1-2-0		1-0-0		NON-CONFERENCE		0-1-0		1-1-0		1-0-0						
3-1-0		0-1-0		1-0-0		HOME		0-0-0		1-0-0		1-0-0						
1-0-0		1-0-0		0-0-		AWAY		0-0-0		0-0-0		0-0-0						
0-3-0		0-1-0		0-0-0		NEUTRAL		0-1-0		0-1-0		0-0-0						
3-3-1		0-3-0		0-0-0		CONFERENCE		1-0-1		1-0-0		1-0-0						
1-1-1		0-1-0		0-0-0		HOME		1-0-1		0-0-0		0-0-0						
2-2-0		0-2-0		0-0-0		AWAY		0-0-0		1-0-0		1-0-0						
0-0-0		0-0-0		0-0-0		NEUTRAL		0-0-0		0-0-0		0-0-0						
RPI	S	Opponent		Score		RPI	S	Opponent		Score		RPI	S	Opponent		Score		
2	N	Stanford		0	2	35	H	Arkansas		3	0	61	N	Hofstra		1	2	
3	H	North Carolina		0	3			70 H Wake Forest		2	1	110	N	Ohio St.		0	1	
4	H	Penn St.		3	4			100 H Louisville		0	0	114	H	LSU		1	0	
8	A	West Virginia		2	0							149	A	Pittsburgh		3	0	
18	A	Virginia Tech		0	2							193	H	UAB		3	1	
22	A	Clemson		0	1							221	A	North Carolina St.		1	0	
<hr/>																		
LAST 10 GAMES																		
3 H North Carolina						0	3	221 A North Carolina St.						1	0			
70 H Wake Forest						2	1	149 A Pittsburgh						3	0			
22 A Clemson						0	1	114 H LSU						1	0			
100 H Louisville						0	0	61 N Hofstra						1	2			
18 A Virginia Tech						0	2	4 H Penn St.						3	4			

Non-Div. I Games:

Duke

Average RPI Win:		136	WON-LOST RECORD		WINNING PCT. RANK		LAST 10 GAMES		STRENGTH OF SCHEDULE		OPP. STRENGTH OF SCHEDULE		TEAM RPI		ADJ RPI		CONF. RPI		ADJ CONF. RPI		
DIV. I ONLY			7-8-1		.46875 184		4-5-1		16		43		63		.56899 64		3		3		
DIV. I NON-CONF.			5-3-0		.625 97		2-0-0		3		102		17		.63656 18		1		2		
TOTALS		RPI 1-25		RPI 26-50		W-L RECORDS		RPI 51-100		RPI 101-150		RPI 150+									
7-8-1		0-3-0		0-3-1		OVERALL		2-2-0		3-0-0		2-0-0									
3-4-0		0-0-0		0-2-0		HOME		1-2-0		1-0-0		1-0-0									
2-4-1		0-3-0		0-1-1		AWAY		1-0-0		1-0-0		0-0-0									
2-0-0		0-0-0		0-0-0		NEUTRAL		0-0-0		1-0-0		1-0-0									
5-3-0		0-2-0		0-1-0		NON-CONFERENCE		2-0-0		2-0-0		1-0-0									
1-1-0		0-0-0		0-1-0		HOME		1-0-0		0-0-0		0-0-0									
2-2-0		0-2-0		0-0-		AWAY		1-0-0		1-0-0		0-0-0									
2-0-0		0-0-0		0-0-0		NEUTRAL		0-0-0		1-0-0		1-0-0									
2-5-1		0-1-0		0-2-1		CONFERENCE		0-2-0		1-0-0		1-0-0									
2-3-0		0-0-0		0-1-0		HOME		0-2-0		1-0-0		1-0-0									
0-2-1		0-1-0		0-1-1		AWAY		0-0-0		0-0-0		0-0-0									
0-0-0		0-0-0		0-0-0		NEUTRAL		0-0-0		0-0-0		0-0-0									
RPI	S	Opponent		Score		RPI	S	Opponent		Score		RPI	S	Opponent		Score					
5	A	Texas A&M		0 3		28	A	Georgia		1 2		51	H	Alabama		0 1					
9	A	Virginia		1 2		33	A	Auburn		0 0		76	H	Tulsa		1 0					
13	A	Wisconsin		1 2		35	H	Arkansas		0 1		77	H	Vanderbilt		0 2					
						38	H	BYU		0 1		83	A	Western Ky.		2 0					

Non-Div. I Games:

Tennessee



Average RPI Win:		176	WON-LOST RECORD		WINNING PCT. RANK		LAST 10 GAMES		STRENGTH OF SCHEDULE		OPP. STRENGTH OF SCHEDULE		TEAM RPI		ADJ RPI		CONF. RPI		ADJ CONF. RPI				
DIV. I ONLY		11-4-2		.70588		50		8-2-0		138		88		67		.56644		65		11		11	
DIV. I NON-CONF.		5-3-2		.6		114		2-1-0		166		53		102		.53985		100		9		9	
TOTALS		RPI 1-25		RPI 26-50		W-L RECORDS		RPI 51-100		RPI 101-150		RPI 150+											
11-4-2		0-1-0		1-1-0		OVERALL		1-1-1		1-1-0		8-0-1											
5-2-1		0-1-0		0-1-0		HOME		0-0-0		1-0-0		4-0-1											
6-2-1		0-0-0		1-0-0		AWAY		1-1-1		0-1-0		4-0-0											
0-0-0		0-0-0		0-0-0		NEUTRAL		0-0-0		0-0-0		0-0-0											
5-3-2		0-1-0		1-1-0		NON-CONFERENCE		0-0-1		0-1-0		4-0-1											
3-2-1		0-1-0		0-1-0		HOME		0-0-0		0-0-0		3-0-1											
2-1-1		0-0-0		1-0-		AWAY		0-0-1		0-1-0		1-0-0											
0-0-0		0-0-0		0-0-0		NEUTRAL		0-0-0		0-0-0		0-0-0											
6-1-0		0-0-0		0-0-0		CONFERENCE		1-1-0		1-0-0		4-0-0											
2-0-0		0-0-0		0-0-0		HOME		0-0-0		1-0-0		1-0-0											
4-1-0		0-0-0		0-0-0		AWAY		1-1-0		0-0-0		3-0-0											
0-0-0		0-0-0		0-0-0		NEUTRAL		0-0-0		0-0-0		0-0-0											
RPI	S	Opponent		Score		RPI	S	Opponent		Score		RPI	S	Opponent		Score							
21	H	La Salle		0 1		31	H	Boston College		0 1		61	A	Hofstra		0 1							
						44	A	Boston U.		1 0		62	A	William & Mary		1 0							
												74	A	Providence		0 0							
														103 H James Madison		2 0							
														121 A Dartmouth		0 1							
														151 A UNCW		1 0							
														187 H Towson		4 0							
														191 H Massachusetts		0 0							
														202 A Elon		4 0							
														212 H New Hampshire		1 0							
														227 A Maine		4 0							
														228 H Albany (NY)		2 0							
														257 H UMass Lowell		3 0							
														266 A Col. of Charleston		3 0							
LAST 10 GAMES																							
						266	A	Col. of Charleston		3 0		202	A	Elon		4 0							
						151	A	UNCW		1 0		62	A	William & Mary		1 0							
						61	A	Hofstra		0 1		228	H	Albany (NY)		2 0							
						103	H	James Madison		2 0		121	A	Dartmouth		0 1							
						187	H	Towson		4 0		44	A	Boston U.		1 0							

Non-Div. I Games:

Northeastern

Average RPI Win: 214		WON-LOST	WINNING	LAST 10	STRENGTH OF	OPP. STRENGTH	TEAM	ADJ	CONF.	ADJ CONF.				
Average RPI Loss: 72		RECORD	PCT. RANK	GAMES	SCHEDULE	OF SCHEDULE	RPI	RPI	RPI	RPI				
DIV. I ONLY		9-3-4	.6875	57	7-1-2	108	133	66	.56576	66	10	10		
DIV. I NON-CONF.		5-2-3	.65	85	3-0-1	145	163	92	.54479	94	11	11		
<hr/>														
TOTALS		RPI 1-25		RPI 26-50		W-L RECORDS		RPI 51-100		RPI 101-150		RPI 150+		
9-3-4		0-0-1		0-2-1		OVERALL		0-0-1		2-1-1		7-0-0		
6-0-2		0-0-0		0-0-0		HOME		0-0-1		1-0-1		5-0-0		
3-3-2		0-0-1		0-2-1		AWAY		0-0-0		1-1-0		2-0-0		
0-0-0		0-0-0		0-0-0		NEUTRAL		0-0-0		0-0-0		0-0-0		
5-2-3		0-0-0		0-1-1		NON-CONFERENCE		0-0-1		1-1-1		4-0-0		
2-0-2		0-0-0		0-0-0		HOME		0-0-1		0-0-1		2-0-0		
3-2-1		0-0-0		0-1-		AWAY		0-0-0		1-1-0		2-0-0		
0-0-0		0-0-0		0-0-0		NEUTRAL		0-0-0		0-0-0		0-0-0		
4-1-1		0-0-1		0-1-0		CONFERENCE		0-0-0		1-0-0		3-0-0		
4-0-0		0-0-0		0-0-0		HOME		0-0-0		1-0-0		3-0-0		
0-1-1		0-0-1		0-1-0		AWAY		0-0-0		0-0-0		0-0-0		
0-0-0		0-0-0		0-0-0		NEUTRAL		0-0-0		0-0-0		0-0-0		
RPI	S	Opponent	Score		RPI	S	Opponent	Score		RPI	S	Opponent	Score	
23	A	Colgate	1	1	36	A	UConn	1	2	54	H	Maryland	1	1
					43	A	South Fla.	1	1					
					44	A	Boston U.	0	1					

Non-Div. I Games:

Navy

Average RPI Win:	143	WON-LOST RECORD	WINNING PCT. RANK	LAST 10 GAMES	STRENGTH OF SCHEDULE	OPP. STRENGTH OF SCHEDULE	TEAM RPI	ADJ RPI	CONF. RPI	ADJ CONF. RPI		
DIV. I ONLY		8-7-1	.53125	149	5-4-1	39	52	64	.565	67	5	5
DIV. I NON-CONF.		3-3-0	.5	153	0-0-0	67	86	100	.5375	102	5	5
<hr/>												
TOTALS	RPI 1-25	RPI 26-50		W-L RECORDS		RPI 51-100		RPI 101-150		RPI 150+		
8-7-1	0-3-0	0-2-0		OVERALL		4-2-0		1-0-1		3-0-0		
3-3-1	0-2-0	0-0-0		HOME		2-1-0		0-0-1		1-0-0		
5-3-0	0-1-0	0-1-0		AWAY		2-1-0		1-0-0		2-0-0		
0-1-0	0-0-0	0-1-0		NEUTRAL		0-0-0		0-0-0		0-0-0		
<hr/>												
3-3-0	0-1-0	0-1-0		NON-CONFERENCE		1-1-0		0-0-0		2-0-0		
2-0-0	0-0-0	0-0-0		HOME		1-0-0		0-0-0		1-0-0		
1-2-0	0-1-0	0-0-		AWAY		0-1-0		0-0-0		1-0-0		
0-1-0	0-0-0	0-1-0		NEUTRAL		0-0-0		0-0-0		0-0-0		
<hr/>												
5-4-1	0-2-0	0-1-0		CONFERENCE		3-1-0		1-0-1		1-0-0		
1-3-1	0-2-0	0-0-0		HOME		1-1-0		0-0-1		0-0-0		
4-1-0	0-0-0	0-1-0		AWAY		2-0-0		1-0-0		1-0-0		
0-0-0	0-0-0	0-0-0		NEUTRAL		0-0-0		0-0-0		0-0-0		
<hr/>												
RPI S	Opponent	Score	RPI S	Opponent	Score	RPI S	Opponent	Score	RPI S	Opponent	Score	
4 H	Penn St.	0 1	32 A	Michigan	1 2	53 A	Michigan St.	1 0	108 A	Purdue	1 0	
6 A	Florida St.	1 4	33 N	Auburn	1 3	59 A	Ole Miss	2 3	110 H	Ohio St.	1 1	
13 H	Wisconsin	1 4				68 H	Iowa	0 1	164 A	Indiana	2 1	
						71 A	Illinois	2 1	268 H	South Dakota St.	2 0	
						92 H	Nebraska	3 1	290 A	Stetson	10 0	
						94 H	Marquette	1 0				
<hr/>												
LAST 10 GAMES												
	13 H Wisconsin	1 4		164 A Indiana	2 1							
	71 A Illinois	2 1		108 A Purdue	1 0							
	92 H Nebraska	3 1		68 H Iowa	0 1							
	110 H Ohio St.	1 1		53 A Michigan St.	1 0							
	4 H Penn St.	0 1		32 A Michigan	1 2							

Non-Div. I Games:

Minnesota

I  
o  
w  
a

Tie, 
  Loss, 
  Non-Conf, 
 S Site, H Home, A Away, N Neutral

Page 68

Average RPI Win: 192		WON-LOST RECORD	WINNING PCT. RANK	LAST 10 GAMES	STRENGTH OF SCHEDULE	OPP. STRENGTH OF SCHEDULE	TEAM RPI	ADJ RPI		CONF. RPI	ADJ CONF. RPI						
Average RPI Loss: 93																	
DIV. I ONLY		10-2-3	.76667	27	6-2-2	181	141	69	.56058	69	16	15					
DIV. I NON-CONF.		4-2-1	.64286	91	0-2-0	143	158	95	.54349	96	15	15					
<hr/>																	
TOTALS		RPI 1-25		RPI 26-50		W-L RECORDS		RPI 51-100		RPI 101-150		RPI 150+					
10-2-3		0-1-0		0-0-0		OVERALL		1-0-0		3-0-1		6-1-2					
5-0-1		0-0-0		0-0-0		HOME		1-0-0		1-0-1		3-0-0					
5-2-2		0-1-0		0-0-0		AWAY		0-0-0		2-0-0		3-1-2					
0-0-0		0-0-0		0-0-0		NEUTRAL		0-0-0		0-0-0		0-0-0					
4-2-1		0-1-0		0-0-0		NON-CONFERENCE		1-0-0		1-0-0		2-1-1					
3-0-0		0-0-0		0-0-0		HOME		1-0-0		0-0-0		2-0-0					
1-2-1		0-1-0		0-0-		AWAY		0-0-0		1-0-0		0-1-1					
0-0-0		0-0-0		0-0-0		NEUTRAL		0-0-0		0-0-0		0-0-0					
6-0-2		0-0-0		0-0-0		CONFERENCE		0-0-0		2-0-1		4-0-1					
2-0-1		0-0-0		0-0-0		HOME		0-0-0		1-0-1		1-0-0					
4-0-1		0-0-0		0-0-0		AWAY		0-0-0		1-0-0		3-0-1					
0-0-0		0-0-0		0-0-0		NEUTRAL		0-0-0		0-0-0		0-0-0					
RPI	S	Opponent		Score		RPI	S	Opponent		Score		RPI	S	Opponent		Score	
18	A	Virginia Tech		0 5								91	H	Drexel		1 0	
												102	H	Eastern Mich.		2 0	
												130	A	Niagara		2 0	
												136	H	Western Mich.		1 1	
												148	A	Kent St.		2 0	
												168	A	Cornell		2 3	
												181	A	Toledo		3 0	
												198	A	Duquesne		0 0	
												222	A	Central Mich.		1 0	
												236	A	Ohio		1 0	
												240	H	St. Bonaventure		1 0	
												243	A	Northern Ill.		0 0	
												254	H	Bowling Green		3 1	
320	H	Canisius		2 0													
						LAST 10 GAMES											
						181	A	Toledo		3 0		254	H	Bowling Green		3 1	
						222	A	Central Mich.		1 0		236	A	Ohio		1 0	
						136	H	Western Mich.		1 1		148	A	Kent St.		2 0	
						243	A	Northern Ill.		0 0		168	A	Cornell		2 3	
						102	H	Eastern Mich.		2 0		18	A	Virginia Tech		0 5	

Non-Div. I Games:

Buffalo

Average RPI Win:	133	WON-LOST RECORD	WINNING PCT. RANK	LAST 10 GAMES	STRENGTH OF SCHEDULE	OPP. STRENGTH OF SCHEDULE	TEAM RPI	ADJ RPI	CONF. RPI	ADJ CONF. RPI				
DIV. I ONLY		4-8-2	.35714	254	3-5-2	4	37	74	.55931	70	4	4		
DIV. I NON-CONF.		2-4-1	.35714	242	1-1-1	10	50	93	.54599	91	4	3		
<hr/>														
TOTALS	RPI 1-25	RPI 26-50		W-L RECORDS		RPI 51-100		RPI 101-150		RPI 150+				
4-8-2	1-5-1	1-0-0		OVERALL		0-1-1		0-1-0		2-1-0				
2-2-1	0-1-1	0-0-0		HOME		0-0-0		0-1-0		2-0-0				
1-5-1	1-4-0	0-0-0		AWAY		0-1-1		0-0-0		0-0-0				
1-1-0	0-0-0	1-0-0		NEUTRAL		0-0-0		0-0-0		0-1-0				
2-4-1	0-2-0	1-0-0		NON-CONFERENCE		0-0-1		0-1-0		1-1-0				
1-1-0	0-0-0	0-0-0		HOME		0-0-0		0-1-0		1-0-0				
0-2-1	0-2-0	0-0-		AWAY		0-0-1		0-0-0		0-0-0				
1-1-0	0-0-0	1-0-0		NEUTRAL		0-0-0		0-0-0		0-1-0				
2-4-1	1-3-1	0-0-0		CONFERENCE		0-1-0		0-0-0		1-0-0				
1-1-1	0-1-1	0-0-0		HOME		0-0-0		0-0-0		1-0-0				
1-3-0	1-2-0	0-0-0		AWAY		0-1-0		0-0-0		0-0-0				
0-0-0	0-0-0	0-0-0		NEUTRAL		0-0-0		0-0-0		0-0-0				
RPI	S	Opponent	Score		RPI	S	Opponent	Score		RPI	S	Opponent	Score	
1	A	UCLA	1	2	37	N	Georgetown	2	0	63	A	Duke	1	2
3	A	North Carolina	0	3						90	A	Long Beach St.	1	1
9	A	Virginia	0	5										
14	A	Kansas	1	4										
18	A	Virginia Tech	1	0										
20	H	Notre Dame	0	1										
22	H	Clemson	1	1										
<hr/>														
LAST 10 GAMES														
18	A	Virginia Tech	1	0	9	A	Virginia	0	5					
63	A	Duke	1	2	221	H	North Carolina St.	1	0					
3	A	North Carolina	0	3	90	A	Long Beach St.	1	1					
22	H	Clemson	1	1	1	A	UCLA	1	2					
20	H	Notre Dame	0	1	37	N	Georgetown	2	0					

Non-Div. I Games:

Wake Forest

Average RPI Win: 148		WON-LOST	WINNING	LAST 10	STRENGTH OF		OPP. STRENGTH	TEAM	ADJ		CONF.	ADJ CONF.	
Average RPI Loss: 43		RECORD	PCT. RANK	GAMES	SCHEDULE		OF SCHEDULE	RPI	RPI		RPI	RPI	
DIV. I ONLY		9-6-1	.59375	100	4-5-1		99	42	75	.55873	71	5	5
DIV. I NON-CONF.		5-1-0	.83333	24	0-0-0		155	84	42	.59592	43	5	5
TOTALS		RPI 1-25	RPI 26-50		W-L RECORDS		RPI 51-100		RPI 101-150		RPI 150+		
9-6-1		0-3-0	1-0-0		OVERALL		2-3-1		2-0-0		4-0-0		
4-2-0		0-1-0	1-0-0		HOME		1-1-0		1-0-0		1-0-0		
4-4-1		0-2-0	0-0-0		AWAY		1-2-1		1-0-0		2-0-0		
1-0-0		0-0-0	0-0-0		NEUTRAL		0-0-0		0-0-0		1-0-0		
5-1-0		0-1-0	1-0-0		NON-CONFERENCE		1-0-0		0-0-0		3-0-0		
2-1-0		0-1-0	1-0-0		HOME		1-0-0		0-0-0		0-0-0		
2-0-0		0-0-0	0-0-		AWAY		0-0-0		0-0-0		2-0-0		
1-0-0		0-0-0	0-0-0		NEUTRAL		0-0-0		0-0-0		1-0-0		
4-5-1		0-2-0	0-0-0		CONFERENCE		1-3-1		2-0-0		1-0-0		
2-1-0		0-0-0	0-0-0		HOME		0-1-0		1-0-0		1-0-0		
2-4-1		0-2-0	0-0-0		AWAY		1-2-1		1-0-0		0-0-0		
0-0-0		0-0-0	0-0-0		NEUTRAL		0-0-0		0-0-0		0-0-0		
RPI S	Opponent	Score	RPI S	Opponent	Score	RPI S	Opponent	Score	RPI S	Opponent	Score		
4 A	Penn St.	1 2	34 H	Arizona St.	3 1	54 A	Maryland	1 1	108 H	Purdue	3 0		
17 A	Rutgers	1 2				67 H	Minnesota	1 2	110 A	Ohio St.	4 1		
20 H	Notre Dame	1 3				68 A	Iowa	0 2	164 H	Indiana	2 0		
						84 A	Northwestern	0 2	193 N	UAB	3 1		
						92 A	Nebraska	3 0	266 A	Col. of Charleston	3 0		
						100 H	Louisville	2 0	267 A	Oakland	1 0		
LAST 10 GAMES													
			54 A	Maryland	1 1	110 A	Ohio St.	4 1					
			17 A	Rutgers	1 2	108 H	Purdue	3 0					
			67 H	Minnesota	1 2	164 H	Indiana	2 0					
			84 A	Northwestern	0 2	92 A	Nebraska	3 0					
			4 A	Penn St.	1 2	68 A	Iowa	0 2					

Non-Div. I Games:

Illinois

Average RPI Win:		241	WON-LOST RECORD		WINNING PCT. RANK		LAST 10 GAMES		STRENGTH OF SCHEDULE		OPP. STRENGTH OF SCHEDULE		TEAM RPI		ADJ RPI		CONF. RPI		ADJ CONF. RPI					
DIV. I ONLY			12-2-1		.83333		11		10-0-0		252		143		70		.55862		72		24		24	
DIV. I NON-CONF.			4-2-1		.64286		91		2-0-0		268		44		144		.51174		142		24		24	
TOTALS		RPI 1-25		RPI 26-50		W-L RECORDS		RPI 51-100		RPI 101-150		RPI 150+												
12-2-1		0-1-0		0-1-0		OVERALL		0-0-0		0-0-1		12-0-0												
5-0-0		0-0-0		0-0-0		HOME		0-0-0		0-0-0		5-0-0												
6-1-1		0-1-0		0-0-0		AWAY		0-0-0		0-0-1		6-0-0												
1-1-0		0-0-0		0-1-0		NEUTRAL		0-0-0		0-0-0		1-0-0												
4-2-1		0-1-0		0-1-0		NON-CONFERENCE		0-0-0		0-0-1		4-0-0												
2-0-0		0-0-0		0-0-0		HOME		0-0-0		0-0-0		2-0-0												
1-1-1		0-1-0		0-0-		AWAY		0-0-0		0-0-1		1-0-0												
1-1-0		0-0-0		0-1-0		NEUTRAL		0-0-0		0-0-0		1-0-0												
8-0-0		0-0-0		0-0-0		CONFERENCE		0-0-0		0-0-0		8-0-0												
3-0-0		0-0-0		0-0-0		HOME		0-0-0		0-0-0		3-0-0												
5-0-0		0-0-0		0-0-0		AWAY		0-0-0		0-0-0		5-0-0												
0-0-0		0-0-0		0-0-0		NEUTRAL		0-0-0		0-0-0		0-0-0												
RPI	S	Opponent		Score		RPI	S	Opponent		Score		RPI	S	Opponent		Score								
5	A	Texas A&M		0 1		35	N	Arkansas		2 4				114	A	LSU	0 0							
														167	H	Southeastern La.	3 0							
														196	A	Abilene Christian	1 0							
														215	H	Sam Houston St.	2 1							
														229	H	Oregon St.	2 0							
														230	A	La.-Monroe	3 2							
														237	A	Houston Baptist	2 0							
														248	H	Lamar	2 1							
														255	N	Nevada	3 0							
														258	A	McNeese St.	1 0							
														260	A	Nicholls St.	3 1							
														285	A	Northwestern St.	4 0							
														308	H	Southern U.	7 0							
LAST 10 GAMES																								
						260	A	Nicholls St.	3	1	237	A	Houston Baptist	2	0									
						167	H	Southeastern La.	3	0	248	H	Lamar	2	1									
						196	A	Abilene Christian	1	0	285	A	Northwestern St.	4	0									
						258	A	McNeese St.	1	0	308	H	Southern U.	7	0									
						215	H	Sam Houston St.	2	1	230	A	La.-Monroe	3	2									

Non-Div. I Games:

Stephen F. Austin



Average RPI Win:	192	WON-LOST	WINNING	LAST 10	STRENGTH OF	OPP. STRENGTH	TEAM	ADJ	CONF.	ADJ CONF.	
Average RPI Loss:	50	RECORD	PCT. RANK	GAMES	SCHEDULE	OF SCHEDULE	RPI	RPI	RPI	RPI	
DIV. I ONLY	10-3-1	.75	29	6-3-1	186	116	71	.55859	73	13	13
DIV. I NON-CONF.	6-2-0	.75	44	2-2-0	144	166	65	.56934	67	13	13
<hr/>											
TOTALS	RPI 1-25	RPI 26-50		W-L RECORDS		RPI 51-100		RPI 101-150		RPI 150+	
10-3-1	0-1-0	0-1-0		OVERALL		1-1-0		3-0-0		6-0-1	
7-0-0	0-0-0	0-0-0		HOME		0-0-0		3-0-0		4-0-0	
3-3-1	0-1-0	0-1-0		AWAY		1-1-0		0-0-0		2-0-1	
0-0-0	0-0-0	0-0-0		NEUTRAL		0-0-0		0-0-0		0-0-0	
<hr/>											
6-2-0	0-0-0	0-1-0		NON-CONFERENCE		1-1-0		2-0-0		3-0-0	
3-0-0	0-0-0	0-0-0		HOME		0-0-0		2-0-0		1-0-0	
3-2-0	0-0-0	0-0-		AWAY		1-1-0		0-0-0		2-0-0	
0-0-0	0-0-0	0-0-0		NEUTRAL		0-0-0		0-0-0		0-0-0	
<hr/>											
4-1-1	0-1-0	0-0-0		CONFERENCE		0-0-0		1-0-0		3-0-1	
4-0-0	0-0-0	0-0-0		HOME		0-0-0		1-0-0		3-0-0	
0-1-1	0-1-0	0-0-0		AWAY		0-0-0		0-0-0		0-0-1	
0-0-0	0-0-0	0-0-0		NEUTRAL		0-0-0		0-0-0		0-0-0	
<hr/>											
RPI	S	Opponent	Score	RPI	S	Opponent	Score	RPI	S	Opponent	Score
21	A	La Salle	0 3	37	A	Georgetown	0 1	89	A	Liberty	1 0
								91	A	Drexel	0 2
								106	H	Richmond	1 0
								133	H	Old Dominion	1 0
								141	H	East Tenn. St.	3 1
								163	A	Loyola Maryland	3 0
								191	H	Massachusetts	2 1
								209	A	Fordham	1 1
								226	H	Davidson	1 0
								244	H	George Mason	2 1
								314	A	Delaware St.	2 0
316	H	Mt. St. Mary's	6 0								
<hr/>											
				LAST 10 GAMES							
				106	H	Richmond	1 0	244	H	George Mason	2 1
				226	H	Davidson	1 0	314	A	Delaware St.	2 0
				191	H	Massachusetts	2 1	91	A	Drexel	0 2
				209	A	Fordham	1 1	37	A	Georgetown	0 1
				21	A	La Salle	0 3	141	H	East Tenn. St.	3 1

Non-Div. I Games:

George Washington



Average RPI Win:	179	WON-LOST	WINNING	LAST 10	STRENGTH OF	OPP. STRENGTH	TEAM	ADJ	CONF.	ADJ CONF.		
Average RPI Loss:	111	RECORD	PCT. RANK	GAMES	SCHEDULE	OF SCHEDULE	RPI	RPI	RPI	RPI		
DIV. I ONLY		8-3-3	.67857	60	6-2-2	139	99	76	.55753	75	12	12
DIV. I NON-CONF.		4-1-2	.71429	56	2-0-1	215	36	81	.55536	78	14	14
<hr/>												
TOTALS	RPI 1-25	RPI 26-50		W-L RECORDS		RPI 51-100		RPI 101-150		RPI 150+		
8-3-3	0-0-0	0-0-1		OVERALL		1-2-1		1-0-1		6-1-0		
4-0-2	0-0-0	0-0-0		HOME		1-0-1		0-0-1		3-0-0		
4-3-1	0-0-0	0-0-1		AWAY		0-2-0		1-0-0		3-1-0		
0-0-0	0-0-0	0-0-0		NEUTRAL		0-0-0		0-0-0		0-0-0		
<hr/>												
4-1-2	0-0-0	0-0-1		NON-CONFERENCE		1-1-0		1-0-1		2-0-0		
2-0-1	0-0-0	0-0-0		HOME		1-0-0		0-0-1		1-0-0		
2-1-1	0-0-0	0-1-		AWAY		0-1-0		1-0-0		1-0-0		
0-0-0	0-0-0	0-0-0		NEUTRAL		0-0-0		0-0-0		0-0-0		
<hr/>												
4-2-1	0-0-0	0-0-0		CONFERENCE		0-1-1		0-0-0		4-1-0		
2-0-1	0-0-0	0-0-0		HOME		0-0-1		0-0-0		2-0-0		
2-2-0	0-0-0	0-0-0		AWAY		0-1-0		0-0-0		2-1-0		
0-0-0	0-0-0	0-0-0		NEUTRAL		0-0-0		0-0-0		0-0-0		
<hr/>												
RPI S	Opponent	Score	RPI S	Opponent	Score	RPI S	Opponent	Score	RPI S	Opponent	Score	
			35 A	Arkansas	0 0	77 H	Vanderbilt	2 1	114 A	LSU	1 0	
						78 A	Baylor	0 1	119 H	Dayton	2 2	
						81 H	North Texas	1 1	156 A	FIU	1 2	
						99 A	UTEP	0 1	157 A	Fla. Atlantic	3 2	
									180 A	UTSA	3 0	
									185 H	Louisiana Tech	6 0	
									223 H	Air Force	3 2	
									247 H	Southern Miss.	4 0	
									248 A	Lamar	2 0	
<hr/>												
LAST 10 GAMES												
			157 A	Fla. Atlantic	3 2	185 H	Louisiana Tech	6 0				
			156 A	FIU	1 2	247 H	Southern Miss.	4 0				
			81 H	North Texas	1 1	223 H	Air Force	3 2				
			99 A	UTEP	0 1	35 A	Arkansas	0 0				
			180 A	UTSA	3 0	77 H	Vanderbilt	2 1				

Non-Div. I Games:

Rice

Average RPI Win: 177		WON-LOST RECORD		WINNING PCT. RANK		LAST 10 GAMES		STRENGTH OF SCHEDULE		OPP. STRENGTH OF SCHEDULE		TEAM RPI		ADJ RPI		CONF. RPI		ADJ CONF. RPI					
DIV. I ONLY		9-7-2		.55556 136		3-6-1		56		81		73		.55727 76		6		6					
DIV. I NON-CONF.		7-3-1		.68182 76		1-2-0		141		81		72		.56029 72		6		6					
TOTALS		RPI 1-25		RPI 26-50		W-L RECORDS		RPI 51-100		RPI 101-150		RPI 150+											
9-7-2		0-2-0		1-2-2		OVERALL		0-3-0		3-0-0		5-0-0											
8-2-1		0-1-0		1-0-1		HOME		0-1-0		3-0-0		4-0-0											
1-4-1		0-0-0		0-2-1		AWAY		0-2-0		0-0-0		1-0-0											
0-1-0		0-1-0		0-0-0		NEUTRAL		0-0-0		0-0-0		0-0-0											
7-3-1		0-1-0		0-1-1		NON-CONFERENCE		0-1-0		2-0-0		5-0-0											
6-0-1		0-0-0		0-0-1		HOME		0-0-0		2-0-0		4-0-0											
1-2-0		0-0-0		0-0-		AWAY		0-1-0		0-0-0		1-0-0											
0-1-0		0-1-0		0-0-0		NEUTRAL		0-0-0		0-0-0		0-0-0											
2-4-1		0-1-0		1-1-1		CONFERENCE		0-2-0		1-0-0		0-0-0											
2-2-0		0-1-0		1-0-0		HOME		0-1-0		1-0-0		0-0-0											
0-2-1		0-0-0		0-1-1		AWAY		0-1-0		0-0-0		0-0-0											
0-0-0		0-0-0		0-0-0		NEUTRAL		0-0-0		0-0-0		0-0-0											
RPI	S	Opponent		Score		RPI	S	Opponent		Score		RPI	S	Opponent		Score							
12	N	Texas Tech		1	3	29	A	Oklahoma St.		1	2	64	A	Tennessee		0	1	101	H Cincinnati	2 1			
24	H	UCF		1	4	36	A	UConn		2	2	82	H	East Carolina		0	1	127	H UT Martin	1 0			
						40	A	Memphis		0	1	85	A	Temple		2	3	147	H UMKC	2 0			
						43	H	South Fla.		3	2							190	H Missouri St.	3 2			
						45	H	Oklahoma		0	0							196	H Abilene Christian	1 0			
																		224	H Oral Roberts	3 0			
																		265	H Central Ark.	3 1			
																		299	A Arkansas St.	1 0			
						LAST 10 GAMES																	
						40	A	Memphis		0	1	85	A	Temple		2	3						
						224	H	Oral Roberts		3	0	24	H	UCF		1	4						
						101	H	Cincinnati		2	1	43	H	South Fla.		3	2						
						82	H	East Carolina		0	1	29	A	Oklahoma St.		1	2						
						36	A	UConn		2	2	12	N	Texas Tech		1	3						

Non-Div. I Games:

Tulsa

Average RPI Win:	147	WON-LOST RECORD	WINNING PCT. RANK	LAST 10 GAMES	STRENGTH OF SCHEDULE	OPP. STRENGTH OF SCHEDULE	TEAM RPI	ADJ RPI	CONF. RPI	ADJ CONF. RPI		
DIV. I ONLY		7-8-1	.46875	184	4-5-1	28	59	77	.55716	77	3	3
DIV. I NON-CONF.		5-3-0	.625	97	2-0-0	23	168	51	.58873	51	1	2
<hr/>												
TOTALS	RPI 1-25	RPI 26-50		W-L RECORDS		RPI 51-100		RPI 101-150		RPI 150+		
7-8-1	0-3-0	1-2-1		OVERALL		1-3-0		2-0-0		3-0-0		
4-2-1	0-1-0	0-0-1		HOME		0-1-0		2-0-0		2-0-0		
3-6-0	0-2-0	1-2-0		AWAY		1-2-0		0-0-0		1-0-0		
0-0-0	0-0-0	0-0-0		NEUTRAL		0-0-0		0-0-0		0-0-0		
5-3-0	0-1-0	1-0-0		NON-CONFERENCE		0-2-0		2-0-0		2-0-0		
4-0-0	0-0-0	0-0-0		HOME		0-0-0		2-0-0		2-0-0		
1-3-0	0-1-0	1-0-		AWAY		0-2-0		0-0-0		0-0-0		
0-0-0	0-0-0	0-0-0		NEUTRAL		0-0-0		0-0-0		0-0-0		
2-5-1	0-2-0	0-2-1		CONFERENCE		1-1-0		0-0-0		1-0-0		
0-2-1	0-1-0	0-0-1		HOME		0-1-0		0-0-0		0-0-0		
2-3-0	0-1-0	0-2-0		AWAY		1-0-0		0-0-0		1-0-0		
0-0-0	0-0-0	0-0-0		NEUTRAL		0-0-0		0-0-0		0-0-0		
<hr/>												
RPI	S	Opponent	Score	RPI	S	Opponent	Score	RPI	S	Opponent	Score	
5	H	Texas A&M	2 6	28	A	Georgia	1 3	51	H	Alabama	0 1	
17	A	Rutgers	0 3	33	H	Auburn	0 0	64	A	Tennessee	2 0	
25	A	Missouri	0 2	35	A	Arkansas	0 1	75	A	Rice	1 2	
				40	A	Memphis	2 1	81	A	North Texas	0 1	

Non-Div. I Games:

Vanderbilt

Average RPI Win: 169		WON-LOST	WINNING	LAST 10	STRENGTH OF	OPP. STRENGTH	TEAM	ADJ	CONF.	ADJ CONF.							
Average RPI Loss: 48		RECORD	PCT. RANK	GAMES	SCHEDULE	OF SCHEDULE	RPI	RPI	RPI	RPI							
DIV. I ONLY		8-5-2	.6	94	3-2-2	106	75	80	.55566	78	2	2					
DIV. I NON-CONF.		6-3-1	.65	85	1-0-1	165	124	96	.54695	89	3	4					
<hr/>																	
TOTALS		RPI 1-25		RPI 26-50		W-L RECORDS		RPI 51-100		RPI 101-150		RPI 150+					
8-5-2		0-2-0		2-1-1		OVERALL		1-1-0		0-1-0		5-0-1					
5-1-2		0-1-0		0-0-1		HOME		1-0-0		0-0-0		4-0-1					
3-4-0		0-1-0		2-1-0		AWAY		0-1-0		0-1-0		1-0-0					
0-0-0		0-0-0		0-0-0		NEUTRAL		0-0-0		0-0-0		0-0-0					
6-3-1		0-1-0		1-0-0		NON-CONFERENCE		1-1-0		0-1-0		4-0-1					
4-0-1		0-0-0		0-0-0		HOME		1-0-0		0-0-0		3-0-1					
2-3-0		0-1-0		1-0-		AWAY		0-1-0		0-1-0		1-0-0					
0-0-0		0-0-0		0-0-0		NEUTRAL		0-0-0		0-0-0		0-0-0					
2-2-1		0-1-0		1-1-1		CONFERENCE		0-0-0		0-0-0		1-0-0					
1-1-1		0-1-0		0-0-1		HOME		0-0-0		0-0-0		1-0-0					
1-1-0		0-0-0		1-1-0		AWAY		0-0-0		0-0-0		0-0-0					
0-0-0		0-0-0		0-0-0		NEUTRAL		0-0-0		0-0-0		0-0-0					
RPI	S	Opponent		Score		RPI	S	Opponent		Score		RPI	S	Opponent		Score	
14	H	Kansas		0 1		29	A	Oklahoma St.		0 2		60	A	Illinois St.		1 2	
20	A	Notre Dame		0 1		38	A	BYU		2 1		75	H	Rice		1 0	
						45	A	Oklahoma		2 1							
						49	H	TCU		1 1							

Non-Div. I Games:

Baylor

Average RPI Win: 167		WON-LOST	WINNING	LAST 10	STRENGTH OF		OPP. STRENGTH	TEAM	ADJ		CONF.	ADJ CONF.			
Average RPI Loss: 78		RECORD	PCT. RANK	GAMES	SCHEDULE		OF SCHEDULE	RPI	RPI		RPI	RPI			
DIV. I ONLY		5-4-3	.54167	137	5-3-2		51	109	79	.55316	79	9			
DIV. I NON-CONF.		3-3-2	.5	153	3-2-1		53	69	88	.54867	87	10			
TOTALS		RPI 1-25	RPI 26-50		W-L RECORDS		RPI 51-100		RPI 101-150		RPI 150+				
5-4-3		0-1-1	0-0-0		OVERALL		0-1-0		2-2-1		3-0-1				
2-1-2		0-1-0	0-0-0		HOME		0-0-0		0-0-1		2-0-1				
3-3-1		0-0-1	0-0-0		AWAY		0-1-0		2-2-0		1-0-0				
0-0-0		0-0-0	0-0-0		NEUTRAL		0-0-0		0-0-0		0-0-0				
3-3-2		0-1-1	0-0-0		NON-CONFERENCE		0-1-0		1-1-0		2-0-1				
1-1-1		0-1-0	0-0-0		HOME		0-0-0		0-0-0		1-0-1				
2-2-1		0-0-1	0-0-		AWAY		0-1-0		1-1-0		1-0-0				
0-0-0		0-0-0	0-0-0		NEUTRAL		0-0-0		0-0-0		0-0-0				
2-1-1		0-0-0	0-0-0		CONFERENCE		0-0-0		1-1-1		1-0-0				
1-0-1		0-0-0	0-0-0		HOME		0-0-0		0-0-1		1-0-0				
1-1-0		0-0-0	0-0-0		AWAY		0-0-0		1-1-0		0-0-0				
0-0-0		0-0-0	0-0-0		NEUTRAL		0-0-0		0-0-0		0-0-0				
RPI S	Opponent	Score		RPI S	Opponent	Score		RPI S	Opponent	Score		RPI S	Opponent	Score	
17 H	Rutgers	0	5					62 A	William & Mary	1	4	106 A	Richmond	2	3
21 A	La Salle	2	2									121 H	Dartmouth	2	2
												128 A	Columbia	0	1
												129 A	Army	3	0
												143 A	Yale	1	0
												162 H	Villanova	2	1
												200 A	Lehigh	4	1
												201 H	Brown	5	0
												207 H	Seton Hall	0	0
LAST 10 GAMES															
				128 A	Columbia	0	1					143 A	Yale	1	0
				129 A	Army	3	0					62 A	William & Mary	1	4
				201 H	Brown	5	0					106 A	Richmond	2	3
				200 A	Lehigh	4	1					162 H	Villanova	2	1
				121 H	Dartmouth	2	2					21 A	La Salle	2	2

Non-Div. I Games:

Princeton

Average RPI Win: 178		WON-LOST RECORD		WINNING PCT. RANK		LAST 10 GAMES		STRENGTH OF SCHEDULE		OPP. STRENGTH OF SCHEDULE		TEAM RPI		ADJ RPI		CONF. RPI		ADJ CONF. RPI			
DIV. I ONLY		7-4-4		.6 94		6-2-2		92		89		78		.55291 80		13		13			
DIV. I NON-CONF.		4-3-3		.55 145		3-1-1		115		89		110		.5331 109		13		13			
TOTALS		RPI 1-25		RPI 26-50		W-L RECORDS		RPI 51-100		RPI 101-150		RPI 150+									
7-4-4		0-3-0		0-0-0		OVERALL		2-0-0		1-1-3		4-0-1									
5-1-2		0-1-0		0-0-0		HOME		2-0-0		0-0-1		3-0-1									
2-3-2		0-2-0		0-0-0		AWAY		0-0-0		1-1-2		1-0-0									
0-0-0		0-0-0		0-0-0		NEUTRAL		0-0-0		0-0-0		0-0-0									
4-3-3		0-2-0		0-0-0		NON-CONFERENCE		1-0-0		1-1-2		2-0-1									
3-1-1		0-1-0		0-0-0		HOME		1-0-0		0-0-0		2-0-1									
1-2-2		0-1-0		0-0-		AWAY		0-0-0		1-1-2		0-0-0									
0-0-0		0-0-0		0-0-0		NEUTRAL		0-0-0		0-0-0		0-0-0									
3-1-1		0-1-0		0-0-0		CONFERENCE		1-0-0		0-0-1		2-0-0									
2-0-1		0-0-0		0-0-0		HOME		1-0-0		0-0-1		1-0-0									
1-1-0		0-1-0		0-0-0		AWAY		0-0-0		0-0-0		1-0-0									
0-0-0		0-0-0		0-0-0		NEUTRAL		0-0-0		0-0-0		0-0-0									
RPI S	Opponent		Score		RPI S	Opponent		Score		RPI S	Opponent		Score		RPI S	Opponent		Score			
18 A	Virginia Tech		0	6						55 H	Rhode Island		3 0		103 A	James Madison		0 1			
21 A	La Salle		1	3						91 H	Drexel		1 0		106 H	Richmond		0 0			
22 H	Clemson		1	4											116 A	Marshall		3 3			
															133 A	Old Dominion		1 1			
															149 A	Pittsburgh		1 0			
															160 H	Penn		0 0			
															209 A	Fordham		1 0			
															226 H	Davidson		1 0			
															235 H	Longwood		4 1			
															280 H	American		3 0			
					LAST 10 GAMES																
					226 H Davidson					1 0	235 H Longwood					4 1					
					106 H Richmond					0 0	160 H Penn					0 0					
					55 H Rhode Island					3 0	280 H American					3 0					
					21 A La Salle					1 3	149 A Pittsburgh					1 0					
					209 A Fordham					1 0	103 A James Madison					0 1					

Non-Div. I Games:

VCU



Average RPI Win:	197	WON-LOST	WINNING	LAST 10	STRENGTH OF	OPP. STRENGTH	TEAM	ADJ	CONF.	ADJ CONF.	
Average RPI Loss:	104	RECORD	PCT. RANK	GAMES	SCHEDULE	OF SCHEDULE	RPI	RPI	RPI	RPI	
DIV. I ONLY	11-4-1	.71875	43	6-3-1	182	128	83	.55185	81	12	12
DIV. I NON-CONF.	6-3-0	.66667	77	1-2-0	257	97	136	.51664	135	14	14
<hr/>											
TOTALS	RPI 1-25	RPI 26-50		W-L RECORDS	RPI 51-100		RPI 101-150		RPI 150+		
11-4-1	0-0-0	0-2-0		OVERALL	2-0-1		0-0-0		9-2-0		
6-3-0	0-0-0	0-2-0		HOME	1-0-0		0-0-0		5-1-0		
5-1-1	0-0-0	0-0-0		AWAY	1-0-1		0-0-0		4-1-0		
0-0-0	0-0-0	0-0-0		NEUTRAL	0-0-0		0-0-0		0-0-0		
<hr/>											
6-3-0	0-0-0	0-2-0		NON-CONFERENCE	1-0-0		0-0-0		5-1-0		
4-3-0	0-0-0	0-2-0		HOME	1-0-0		0-0-0		3-1-0		
2-0-0	0-0-0	0-0-		AWAY	0-0-0		0-0-0		2-0-0		
0-0-0	0-0-0	0-0-0		NEUTRAL	0-0-0		0-0-0		0-0-0		
<hr/>											
5-1-1	0-0-0	0-0-0		CONFERENCE	1-0-1		0-0-0		4-1-0		
2-0-0	0-0-0	0-0-0		HOME	0-0-0		0-0-0		2-0-0		
3-1-1	0-0-0	0-0-0		AWAY	1-0-1		0-0-0		2-1-0		
0-0-0	0-0-0	0-0-0		NEUTRAL	0-0-0		0-0-0		0-0-0		
<hr/>											
RPI S	Opponent	Score	RPI S	Opponent	Score	RPI S	Opponent	Score	RPI S	Opponent	Score
			45 H	Oklahoma	1 2	75 A	Rice	1 1	156 A	FIU	2 1
			49 H	TCU	0 1	77 H	Vanderbilt	1 0	157 A	Fla. Atlantic	0 2
						99 A	UTEP	1 0	166 H	Gonzaga	1 2
									180 A	UTSA	2 0
									185 H	Louisiana Tech	1 0
									196 H	Abilene Christian	3 1
									229 H	Oregon St.	1 0
									237 A	Houston Baptist	2 0
									247 H	Southern Miss.	4 0
									248 A	Lamar	1 0
									311 H	Texas Southern	3 0
<hr/>											
			LAST 10 GAMES								
			156 A	FIU	2 1	247 H	Southern Miss.	4 0			
			157 A	Fla. Atlantic	0 2	185 H	Louisiana Tech	1 0			
			75 A	Rice	1 1	49 H	TCU	0 1			
			180 A	UTSA	2 0	166 H	Gonzaga	1 2			
			99 A	UTEP	1 0	237 A	Houston Baptist	2 0			

Non-Div. I Games:

North Texas

Average RPI Win:	186	WON-LOST RECORD	WINNING PCT. RANK	LAST 10 GAMES	STRENGTH OF SCHEDULE	OPP. STRENGTH OF SCHEDULE	TEAM RPI	ADJ RPI	CONF. RPI	ADJ CONF. RPI	
DIV. I ONLY	10-5-1	.65625	73	5-4-1	145	70	81	.55151	82	6	6
DIV. I NON-CONF.	6-2-1	.72222	54	1-1-1	188	90	77	.5553	79	6	6
<hr/>											
TOTALS	RPI 1-25	RPI 26-50		W-L RECORDS	RPI 51-100		RPI 101-150		RPI 150+		
10-5-1	0-2-0	0-2-0		OVERALL	2-0-0		1-1-0		7-0-1		
5-4-0	0-2-0	0-1-0		HOME	1-0-0		0-1-0		4-0-0		
5-1-1	0-0-0	0-1-0		AWAY	1-0-0		1-0-0		3-0-1		
0-0-0	0-0-0	0-0-0		NEUTRAL	0-0-0		0-0-0		0-0-0		
6-2-1	0-2-0	0-0-0		NON-CONFERENCE	0-0-0		1-0-0		5-0-1		
2-2-0	0-2-0	0-0-0		HOME	0-0-0		0-0-0		2-0-0		
4-0-1	0-0-0	0-0-		AWAY	0-0-0		1-0-0		3-0-1		
0-0-0	0-0-0	0-0-0		NEUTRAL	0-0-0		0-0-0		0-0-0		
4-3-0	0-0-0	0-2-0		CONFERENCE	2-0-0		0-1-0		2-0-0		
3-2-0	0-0-0	0-1-0		HOME	1-0-0		0-1-0		2-0-0		
1-1-0	0-0-0	0-1-0		AWAY	1-0-0		0-0-0		0-0-0		
0-0-0	0-0-0	0-0-0		NEUTRAL	0-0-0		0-0-0		0-0-0		
RPI S	Opponent	Score	RPI S	Opponent	Score	RPI S	Opponent	Score	RPI S	Opponent	Score
10 H	South Carolina	0 2	36 H	UConn	1 2	76 A	Tulsa	1 0	101 H	Cincinnati	0 3
18 H	Virginia Tech	0 3	40 A	Memphis	0 2	85 H	Temple	2 0	120 A	UNC Greensboro	1 0
									151 A	UNCW	0 0
									175 H	SMU	2 0
									204 H	Houston	1 0
									208 H	Campbell	1 0
									218 A	Western Caro.	1 0
									226 H	Davidson	2 0
									244 A	George Mason	2 0
									304 A	Francis Marion	6 0
			LAST 10 GAMES								
			175 H	SMU	2 0	85 H	Temple	2 0			
			204 H	Houston	1 0	36 H	UConn	1 2			
			40 A	Memphis	0 2	208 H	Campbell	1 0			
			76 A	Tulsa	1 0	151 A	UNCW	0 0			
			101 H	Cincinnati	0 3	18 H	Virginia Tech	0 3			

Non-Div. I Games:

East Carolina

Average RPI Win: 172		WON-LOST	WINNING	LAST 10	STRENGTH OF	OPP. STRENGTH	TEAM	ADJ	CONF.	ADJ CONF.		
Average RPI Loss: 107		RECORD	PCT. RANK	GAMES	SCHEDULE	OF SCHEDULE	RPI	RPI	RPI	RPI		
DIV. I ONLY		9-5-0	.64286	84	6-4-0	116	136	82	.55115	83	12	12
DIV. I NON-CONF.		5-2-0	.71429	56	2-1-0	64	238	56	.57953	58	14	14
<hr/>												
TOTALS		RPI 1-25		RPI 26-50		W-L RECORDS		RPI 51-100		RPI 101-150		RPI 150+
9-5-0		0-0-0		0-0-0		OVERALL		0-3-0		4-2-0		5-0-0
5-3-0		0-0-0		0-0-0		HOME		0-3-0		3-0-0		2-0-0
3-2-0		0-0-0		0-0-0		AWAY		0-0-0		1-2-0		2-0-0
1-0-0		0-0-0		0-0-0		NEUTRAL		0-0-0		0-0-0		1-0-0
5-2-0		0-0-0		0-0-0		NON-CONFERENCE		0-1-0		2-1-0		3-0-0
2-1-0		0-0-0		0-0-0		HOME		0-1-0		2-0-0		0-0-0
2-1-0		0-0-0		0-0-		AWAY		0-0-0		0-1-0		2-0-0
1-0-0		0-0-0		0-0-0		NEUTRAL		0-0-0		0-0-0		1-0-0
4-3-0		0-0-0		0-0-0		CONFERENCE		0-2-0		2-1-0		2-0-0
3-2-0		0-0-0		0-0-0		HOME		0-2-0		1-0-0		2-0-0
1-1-0		0-0-0		0-0-0		AWAY		0-0-0		1-1-0		0-0-0
0-0-0		0-0-0		0-0-0		NEUTRAL		0-0-0		0-0-0		0-0-0
RPI	S	Opponent	Score	RPI	S	Opponent	Score	RPI	S	Opponent	Score	
						64 H Tennessee	0 2			116 A Marshall	1 0	
						96 H Charlotte	0 3			126 H Mercer	1 0	
						99 H UTEP	1 2			131 H Middle Tenn.	4 3	
										133 A Old Dominion	1 2	
										139 H Evansville	2 0	
										143 A Yale	0 2	
										152 A Lipscomb	2 0	
										180 H UTSA	3 1	
										193 H UAB	1 0	
										233 N Sacred Heart	2 1	
										281 A Indiana St.	1 0	
<hr/>												
LAST 10 GAMES												
						193 H UAB	1 0			133 A Old Dominion	1 2	
						131 H Middle Tenn.	4 3			116 A Marshall	1 0	
						180 H UTSA	3 1			281 A Indiana St.	1 0	
						99 H UTEP	1 2			233 N Sacred Heart	2 1	
						96 H Charlotte	0 3			143 A Yale	0 2	

Non-Div. I Games:

Western Ky.

Average RPI Win: 128		WON-LOST	WINNING	LAST 10	STRENGTH OF		OPP. STRENGTH	TEAM	ADJ		CONF.	ADJ CONF.				
Average RPI Loss: 91		RECORD	PCT. RANK	GAMES	SCHEDULE		OF SCHEDULE	RPI	RPI		RPI	RPI				
DIV. I ONLY		6-7-3	.46875	184	2-6-2		35	77	87	.55002	84	5	5			
DIV. I NON-CONF.		4-1-1	.75	44	0-0-0		43	183	37	.60573	37	5	5			
TOTALS		RPI 1-25	RPI 26-50		W-L RECORDS		RPI 51-100		RPI 101-150		RPI 150+					
6-7-3		1-2-1	0-0-0		OVERALL		3-1-2		0-2-0		2-2-0					
3-3-0		0-1-0	0-0-0		HOME		2-0-0		0-1-0		1-1-0					
3-3-3		1-1-1	0-0-0		AWAY		1-1-2		0-1-0		1-0-0					
0-1-0		0-0-0	0-0-0		NEUTRAL		0-0-0		0-0-0		0-1-0					
4-1-1		0-0-1	0-0-0		NON-CONFERENCE		2-0-0		0-0-0		2-1-0					
2-0-0		0-0-0	0-0-0		HOME		1-0-0		0-0-0		1-0-0					
2-0-1		0-0-1	0-0-		AWAY		1-0-0		0-0-0		1-0-0					
0-1-0		0-0-0	0-0-0		NEUTRAL		0-0-0		0-0-0		0-1-0					
2-6-2		1-2-0	0-0-0		CONFERENCE		1-1-2		0-2-0		0-1-0					
1-3-0		0-1-0	0-0-0		HOME		1-0-0		0-1-0		0-1-0					
1-3-2		1-1-0	0-0-0		AWAY		0-1-2		0-1-0		0-0-0					
0-0-0		0-0-0	0-0-0		NEUTRAL		0-0-0		0-0-0		0-0-0					
RPI	S	Opponent	Score		RPI	S	Opponent	Score		RPI	S	Opponent	Score			
4	A	Penn St.	1	4			54	A	Maryland	0	0	108	H	Purdue	1	2
13	H	Wisconsin	0	2			58	H	Miami (OH)	3	1	110	A	Ohio St.	1	3
17	A	Rutgers	1	0			68	A	Iowa	0	1	164	H	Indiana	0	1
25	A	Missouri	0	0			71	H	Illinois	2	0	173	N	Fairleigh Dickinson	0	1
							92	A	Nebraska	1	1	220	A	Saint Louis	1	0
							94	A	Marquette	1	0	307	H	Ill.-Chicago	6	0
LAST 10 GAMES																
		17	A	Rutgers	1	0	4	A	Penn St.	1	4					
		54	A	Maryland	0	0	164	H	Indiana	0	1					
		13	H	Wisconsin	0	2	108	H	Purdue	1	2					
		71	H	Illinois	2	0	68	A	Iowa	0	1					
		110	A	Ohio St.	1	3	92	A	Nebraska	1	1					

Non-Div. I Games:

Northwestern

Average RPI Win:		174	WON-LOST RECORD		WINNING PCT. RANK		LAST 10 GAMES		STRENGTH OF SCHEDULE		OPP. STRENGTH OF SCHEDULE		TEAM RPI		ADJ RPI		CONF. RPI		ADJ CONF. RPI																
DIV. I ONLY			10-6-1		.61765 92		3-6-1		119		97		84		.54939 85		6 6																		
DIV. I NON-CONF.			7-2-0		.77778 38		0-2-0		167		160		62		.57163 65		6 6																		
TOTALS		RPI 1-25		RPI 26-50		W-L RECORDS		RPI 51-100		RPI 101-150		RPI 150+																							
10-6-1		0-2-0		0-1-1		OVERALL		2-1-0		3-0-0		5-2-0																							
2-2-1		0-1-0		0-1-1		HOME		1-0-0		0-0-0		1-0-0																							
7-4-0		0-1-0		0-0-0		AWAY		1-1-0		3-0-0		3-2-0																							
1-0-0		0-0-0		0-0-0		NEUTRAL		0-0-0		0-0-0		1-0-0																							
7-2-0		0-1-0		0-0-0		NON-CONFERENCE		1-0-0		2-0-0		4-1-0																							
1-0-0		0-0-0		0-0-0		HOME		0-0-0		0-0-0		1-0-0																							
5-2-0		0-1-0		0-0-		AWAY		1-0-0		2-0-0		2-1-0																							
1-0-0		0-0-0		0-0-0		NEUTRAL		0-0-0		0-0-0		1-0-0																							
3-4-1		0-1-0		0-1-1		CONFERENCE		1-1-0		1-0-0		1-1-0																							
1-2-1		0-1-0		0-1-1		HOME		1-0-0		0-0-0		0-0-0																							
2-2-0		0-0-0		0-0-0		AWAY		0-1-0		1-0-0		1-1-0																							
0-0-0		0-0-0		0-0-0		NEUTRAL		0-0-0		0-0-0		0-0-0																							
RPI	S	Opponent		Score		RPI	S	Opponent		Score		RPI	S	Opponent		Score																			
21	A	La Salle		2	3	40	H	Memphis		1	1	76	H	Tulsa		3	2	101	A	Cincinnati	2	1													
24	H	UCF		0	2	43	H	South Fla.		0	2	82	A	East Carolina		0	2	144	A	Saint Joseph's	1	0													
												91						A	Drexel		3	2	145	A	Rider	3	0								
																		168						A	Cornell		2	1							
																		175						A	SMU		0	1							
																		186						A	Delaware		0	2							
																		204						A	Houston		1	0							
																		240						N	St. Bonaventure		1	0							
																		259						A	Binghamton		2	0							
																		316						H	Mt. St. Mary's		3	0							
																								</											

Non-Div. I Games:

Temple

Average RPI Win: 224		WON-LOST	WINNING	LAST 10	STRENGTH OF		OPP. STRENGTH	TEAM	ADJ		CONF.	ADJ CONF.			
Average RPI Loss: 102		RECORD	PCT. RANK	GAMES	SCHEDULE		OF SCHEDULE	RPI	RPI		RPI	RPI			
DIV. I ONLY		9-4-3	.65625	73	6-3-1		131	151	86	.54855	86	17	17		
DIV. I NON-CONF.		4-2-2	.625	97	1-1-0		134	137	97	.54316	97	16	16		
TOTALS		RPI 1-25	RPI 26-50		W-L RECORDS		RPI 51-100		RPI 101-150		RPI 150+				
9-4-3		0-0-1	0-2-0		OVERALL		0-0-1		0-1-1		9-1-0				
7-0-2		0-0-0	0-0-0		HOME		0-0-1		0-0-1		7-0-0				
2-4-1		0-0-1	0-2-0		AWAY		0-0-0		0-1-0		2-1-0				
0-0-0		0-0-0	0-0-0		NEUTRAL		0-0-0		0-0-0		0-0-0				
4-2-2		0-0-1	0-1-0		NON-CONFERENCE		0-0-1		0-0-0		4-1-0				
4-0-1		0-0-0	0-0-0		HOME		0-0-1		0-0-0		4-0-0				
0-2-1		0-0-1	0-0-		AWAY		0-0-0		0-0-0		0-1-0				
0-0-0		0-0-0	0-0-0		NEUTRAL		0-0-0		0-0-0		0-0-0				
5-2-1		0-0-0	0-1-0		CONFERENCE		0-0-0		0-1-1		5-0-0				
3-0-1		0-0-0	0-0-0		HOME		0-0-0		0-0-1		3-0-0				
2-2-0		0-0-0	0-1-0		AWAY		0-0-0		0-1-0		2-0-0				
0-0-0		0-0-0	0-0-0		NEUTRAL		0-0-0		0-0-0		0-0-0				
RPI S	Opponent	Score		RPI S	Opponent	Score		RPI S	Opponent	Score		RPI S	Opponent	Score	
23 A	Colgate	0	0	38 A	BYU	0	4	94 H	Marquette	0	0	118 A	Wyoming	2	3
				47 A	San Diego St.	0	3					123 H	Utah St.	1	1
												159 H	UNLV	2	0
												183 H	Boise St.	3	1
												184 H	Denver	3	2
												205 A	Northern Colo.	2	3
												206 A	New Mexico	2	0
												222 H	Central Mich.	3	1
												255 H	Nevada	3	0
												263 H	Weber St.	5	2
												267 H	Oakland	1	0
												274 A	Colorado St.	3	2
				LAST 10 GAMES											
				255 H	Nevada	3	0	47 A	San Diego St.	0	3				
				159 H	UNLV	2	0	183 H	Boise St.	3	1				
				274 A	Colorado St.	3	2	123 H	Utah St.	1	1				
				118 A	Wyoming	2	3	38 A	BYU	0	4				
				206 A	New Mexico	2	0	222 H	Central Mich.	3	1				

Non-Div. I Games:

Colorado Col.

Average RPI Win:	223	WON-LOST	WINNING	LAST 10	STRENGTH OF	OPP. STRENGTH	TEAM	ADJ	CONF.	ADJ CONF.	
Average RPI Loss:	188	RECORD	PCT. RANK	GAMES	SCHEDULE	OF SCHEDULE	RPI	RPI	RPI	RPI	
DIV. I ONLY	14-2-1	.85294	8	9-0-1	283	182	85	.54827	87	15	16
DIV. I NON-CONF.	8-2-0	.8	34	3-0-0	328	227	202	.47791	201	17	17
<hr/>											
TOTALS	RPI 1-25	RPI 26-50		W-L RECORDS		RPI 51-100		RPI 101-150		RPI 150+	
14-2-1	0-0-0	0-0-0		OVERALL		1-0-0		2-0-0		11-2-1	
8-1-1	0-0-0	0-0-0		HOME		1-0-0		1-0-0		6-1-1	
5-0-0	0-0-0	0-0-0		AWAY		0-0-0		1-0-0		4-0-0	
1-1-0	0-0-0	0-0-0		NEUTRAL		0-0-0		0-0-0		1-1-0	
8-2-0	0-0-0	0-0-0		NON-CONFERENCE		0-0-0		0-0-0		8-2-0	
4-1-0	0-0-0	0-0-0		HOME		0-0-0		0-0-0		4-1-0	
3-0-0	0-0-0	0-0-		AWAY		0-0-0		0-0-0		3-0-0	
1-1-0	0-0-0	0-0-0		NEUTRAL		0-0-0		0-0-0		1-1-0	
6-0-1	0-0-0	0-0-0		CONFERENCE		1-0-0		2-0-0		3-0-1	
4-0-1	0-0-0	0-0-0		HOME		1-0-0		1-0-0		2-0-1	
2-0-0	0-0-0	0-0-0		AWAY		0-0-0		1-0-0		1-0-0	
0-0-0	0-0-0	0-0-0		NEUTRAL		0-0-0		0-0-0		0-0-0	
RPI S	Opponent	Score	RPI S	Opponent	Score	RPI S	Opponent	Score	RPI S	Opponent	Score
						93 H	Ga. Southern	2 0	104 H	Troy	2 1
						109 A	Texas St.	1 0			
						161 A	Appalachian St.	2 1			
						171 H	La.-Lafayette	4 4			
						182 N	Kennesaw St.	1 2			
						193 H	UAB	1 2			
						197 H	Georgia St.	1 0			
						219 A	Mississippi St.	2 0			
						230 H	La.-Monroe	7 2			
						247 H	Southern Miss.	6 0			
						260 H	Nicholls St.	3 0			
						264 H	North Florida	1 0			
						300 N	Tennessee Tech	5 0			
						304 H	Francis Marion	5 0			
						308 A	Southern U.	7 0			
						321 A	Alabama A&M	6 2			
						LAST 10 GAMES					
197 H Georgia St.			1 0	230 H La.-Monroe			7 2				
93 H Ga. Southern			2 0	104 H Troy			2 1				
161 A Appalachian St.			2 1	304 H Francis Marion			5 0				
109 A Texas St.			1 0	264 H North Florida			1 0				
171 H La.-Lafayette			4 4	321 A Alabama A&M			6 2				

Non-Div. I Games:

South Ala.

Average RPI Win:	228	WON-LOST	WINNING	LAST 10	STRENGTH OF	OPP. STRENGTH	TEAM	ADJ	CONF.	ADJ CONF.	
Average RPI Loss:	111	RECORD	PCT. RANK	GAMES	SCHEDULE	OF SCHEDULE	RPI	RPI	RPI	RPI	
DIV. I ONLY	12-3-1	.78125	23	7-2-1	235	199	88	.54615	88	25	26
DIV. I NON-CONF.	6-2-1	.72222	54	1-1-1	140	145	68	.5649	69	25	25
<hr/>											
TOTALS	RPI 1-25	RPI 26-50		W-L RECORDS		RPI 51-100		RPI 101-150		RPI 150+	
12-3-1	0-0-0	0-0-0		OVERALL		0-1-0		3-1-1		9-1-0	
6-1-0	0-0-0	0-0-0		HOME		0-0-0		2-1-0		4-0-0	
6-2-1	0-0-0	0-0-0		AWAY		0-1-0		1-0-1		5-1-0	
0-0-0	0-0-0	0-0-0		NEUTRAL		0-0-0		0-0-0		0-0-0	
<hr/>											
6-2-1	0-0-0	0-0-0		NON-CONFERENCE		0-1-0		2-0-1		4-1-0	
3-0-0	0-0-0	0-0-0		HOME		0-0-0		1-0-0		2-0-0	
3-2-1	0-0-0	0-0-		AWAY		0-1-0		1-0-1		2-1-0	
0-0-0	0-0-0	0-0-0		NEUTRAL		0-0-0		0-0-0		0-0-0	
<hr/>											
6-1-0	0-0-0	0-0-0		CONFERENCE		0-0-0		1-1-0		5-0-0	
3-1-0	0-0-0	0-0-0		HOME		0-0-0		1-1-0		2-0-0	
3-0-0	0-0-0	0-0-0		AWAY		0-0-0		0-0-0		3-0-0	
0-0-0	0-0-0	0-0-0		NEUTRAL		0-0-0		0-0-0		0-0-0	
<hr/>											
RPI	S	Opponent	Score	RPI	S	Opponent	Score	RPI	S	Opponent	Score
								55	A	Rhode Island	0 1
								111	A	Holy Cross	1 1
								117	H	Hartford	3 1
								125	H	Monmouth	0 4
								129	A	Army	1 0
								145	H	Rider	1 0
								154	A	Central Conn. St.	0 3
								176	A	Manhattan	2 0
								187	A	Towson	1 0
								227	H	Maine	2 1
								234	H	Stony Brook	3 2
								280	A	American	1 0
								284	A	Marist	4 0
								312	A	Quinnipiac	4 1
								320	H	Canisius	3 0
326	H	Saint Peter's	8 0								
				LAST 10 GAMES							
320 H Canisius				3	0	312 A Quinnipiac				4	1
176 A Manhattan				2	0	145 H Rider				1	0
125 H Monmouth				0	4	154 A Central Conn. St.				0	3
326 H Saint Peter's				8	0	234 H Stony Brook				3	2
284 A Marist				4	0	111 A Holy Cross				1	1

Non-Div. I Games:

Fairfield





Average RPI Win:	179	WON-LOST RECORD	WINNING PCT. RANK	LAST 10 GAMES	STRENGTH OF SCHEDULE	OPP. STRENGTH OF SCHEDULE	TEAM RPI	ADJ RPI	CONF. RPI	ADJ CONF. RPI		
DIV. I ONLY		7-5-5	.55882	131	4-3-3	113	78	93	.54283	90	14	14
DIV. I NON-CONF.		4-4-3	.5	153	1-2-1	54	31	80	.55653	77	12	12
<hr/>												
TOTALS	RPI 1-25	RPI 26-50		W-L RECORDS		RPI 51-100		RPI 101-150		RPI 150+		
7-5-5	0-1-0	1-1-2		OVERALL		0-2-1		1-1-1		5-0-1		
4-2-3	0-0-0	1-0-1		HOME		0-1-1		0-1-1		3-0-0		
3-2-1	0-1-0	0-1-0		AWAY		0-0-0		1-0-0		2-0-1		
0-1-1	0-0-0	0-0-1		NEUTRAL		0-1-0		0-0-0		0-0-0		
<hr/>												
4-4-3	0-1-0	1-1-2		NON-CONFERENCE		0-2-1		0-0-0		3-0-0		
3-1-2	0-0-0	1-0-1		HOME		0-1-1		0-0-0		2-0-0		
1-2-0	0-1-0	0-0-		AWAY		0-0-0		0-0-0		1-0-0		
0-1-1	0-0-0	0-0-1		NEUTRAL		0-1-0		0-0-0		0-0-0		
<hr/>												
3-1-2	0-0-0	0-0-0		CONFERENCE		0-0-0		1-1-1		2-0-1		
1-1-1	0-0-0	0-0-0		HOME		0-0-0		0-1-1		1-0-0		
2-0-1	0-0-0	0-0-0		AWAY		0-0-0		1-0-0		1-0-1		
0-0-0	0-0-0	0-0-0		NEUTRAL		0-0-0		0-0-0		0-0-0		
<hr/>												
RPI S	Opponent	Score		RPI S	Opponent	Score		RPI S	Opponent	Score		
24 A	UCF	0	1	28 H	Georgia	3	2	52 N	Southern California	0	1	
				37 N	Georgetown	0	0	57 H	Santa Clara	1	2	
				38 A	BYU	0	2	70 H	Wake Forest	1	1	
				47 H	San Diego	0	0					

Non-Div. I Games:

Long Beach St.

Average RPI Win:	165	WON-LOST	WINNING	LAST 10	STRENGTH OF	OPP. STRENGTH	TEAM	ADJ	CONF.	ADJ CONF.	
Average RPI Loss:	82	RECORD	PCT. RANK	GAMES	SCHEDULE	OF SCHEDULE	RPI	RPI	RPI	RPI	
DIV. I ONLY	7-6-3	.53125	149	6-1-3	64	132	90	.54256	91	11	11
DIV. I NON-CONF.	3-5-1	.38889	231	2-0-1	18	143	104	.5366	104	9	9
<hr/>											
TOTALS	RPI 1-25	RPI 26-50		W-L RECORDS		RPI 51-100		RPI 101-150		RPI 150+	
7-6-3	0-1-0	0-0-0		OVERALL		2-3-1		0-2-0		5-0-2	
4-2-3	0-0-0	0-0-0		HOME		1-1-1		0-1-0		3-0-2	
3-4-0	0-1-0	0-0-0		AWAY		1-2-0		0-1-0		2-0-0	
0-0-0	0-0-0	0-0-0		NEUTRAL		0-0-0		0-0-0		0-0-0	
3-5-1	0-1-0	0-0-0		NON-CONFERENCE		1-3-1		0-1-0		2-0-0	
2-1-1	0-0-0	0-0-0		HOME		1-1-1		0-0-0		1-0-0	
1-4-0	0-1-0	0-0-		AWAY		0-2-0		0-1-0		1-0-0	
0-0-0	0-0-0	0-0-0		NEUTRAL		0-0-0		0-0-0		0-0-0	
4-1-2	0-0-0	0-0-0		CONFERENCE		1-0-0		0-1-0		3-0-2	
2-1-2	0-0-0	0-0-0		HOME		0-0-0		0-1-0		2-0-2	
2-0-0	0-0-0	0-0-0		AWAY		1-0-0		0-0-0		1-0-0	
0-0-0	0-0-0	0-0-0		NEUTRAL		0-0-0		0-0-0		0-0-0	
RPI S	Opponent	Score		RPI S	Opponent	Score		RPI S	Opponent	Score	
22 A	Clemson	0 3				62 A	William & Mary 3 2	103 H	James Madison	1 2	
						69 A	Buffalo 0 1	130 A	Niagara	0 1	
						73 H	George Washington 2 0	151 H	UNCW	1 0	
						80 A	VCU 0 1	162 A	Villanova	2 1	
						85 H	Temple 2 3	186 H	Delaware	0 0	
						98 H	Syracuse 2 2	187 H	Towson	2 2	
								202 A	Elon	1 0	
								238 H	Wagner	1 0	
								266 H	Col. of Charleston	1 0	
<hr/>											
LAST 10 GAMES											
187 H Towson 2 2				151 H UNCW 1 0							
103 H James Madison 1 2				266 H Col. of Charleston 1 0							
62 A William & Mary 3 2				238 H Wagner 1 0							
202 A Elon 1 0				73 H George Washington 2 0							
186 H Delaware 0 0				98 H Syracuse 2 2							

Non-Div. I Games:

Drexel

Average RPI Win: 156		WON-LOST	WINNING	LAST 10	STRENGTH OF		OPP. STRENGTH	TEAM	ADJ		CONF.	ADJ CONF.
Average RPI Loss: 44		RECORD	PCT. RANK	GAMES	SCHEDULE		OF SCHEDULE	RPI	RPI		RPI	RPI
DIV. I ONLY		7-7-2	.5	162	3-5-2		76	44	91		.5404	92
DIV. I NON-CONF.		4-2-0	.66667	77	0-0-0		152	109	83		.5506	85
TOTALS		RPI 1-25	RPI 26-50		W-L RECORDS		RPI 51-100		RPI 101-150		RPI 150+	
7-7-2		0-1-1	0-3-0		OVERALL		2-3-1		1-0-0		4-0-0	
6-3-2		0-0-1	0-2-0		HOME		1-1-1		1-0-0		4-0-0	
1-4-0		0-1-0	0-1-0		AWAY		1-2-0		0-0-0		0-0-0	
0-0-0		0-0-0	0-0-0		NEUTRAL		0-0-0		0-0-0		0-0-0	
4-2-0		0-0-0	0-2-0		NON-CONFERENCE		1-0-0		0-0-0		3-0-0	
3-2-0		0-0-0	0-2-0		HOME		0-0-0		0-0-0		3-0-0	
1-0-0		0-0-0	0-0-		AWAY		1-0-0		0-0-0		0-0-0	
0-0-0		0-0-0	0-0-0		NEUTRAL		0-0-0		0-0-0		0-0-0	
3-5-2		0-1-1	0-1-0		CONFERENCE		1-3-1		1-0-0		1-0-0	
3-1-2		0-0-1	0-0-0		HOME		1-1-1		1-0-0		1-0-0	
0-4-0		0-1-0	0-1-0		AWAY		0-2-0		0-0-0		0-0-0	
0-0-0		0-0-0	0-0-0		NEUTRAL		0-0-0		0-0-0		0-0-0	
RPI S	Opponent	Score	RPI S	Opponent	Score	RPI S	Opponent	Score	RPI S	Opponent	Score	
13 A	Wisconsin	0 3	26 H	DePaul	1 2	53 A	Michigan St.	1 3	108 H	Purdue	1 0	
17 H	Rutgers	1 1	32 A	Michigan	1 3	54 H	Maryland	4 3	164 H	Indiana	3 0	
			45 H	Oklahoma	1 2	67 A	Minnesota	1 3	170 H	Butler	1 0	
						71 H	Illinois	0 3	175 H	SMU	4 0	
						84 H	Northwestern	1 1	325 H	North Dakota	4 0	
						94 A	Marquette	3 2				
LAST 10 GAMES												
			164 H	Indiana	3 0	54 H	Maryland	4 3				
			108 H	Purdue	1 0	17 H	Rutgers	1 1				
			67 A	Minnesota	1 3	13 A	Wisconsin	0 3				
			53 A	Michigan St.	1 3	71 H	Illinois	0 3				
			32 A	Michigan	1 3	84 H	Northwestern	1 1				

Non-Div. I Games:

Nebraska

Average RPI Win:	216	WON-LOST RECORD	WINNING PCT. RANK	LAST 10 GAMES	STRENGTH OF SCHEDULE	OPP. STRENGTH OF SCHEDULE	TEAM RPI	ADJ RPI	CONF. RPI	ADJ CONF. RPI	
DIV. I ONLY	9-5-1	.63333	85	5-4-1	123	222	92	.54005	93	15	16
DIV. I NON-CONF.	5-2-1	.6875	69	1-1-1	194	179	101	.53732	103	17	17
<hr/>											
TOTALS	RPI 1-25	RPI 26-50		W-L RECORDS	RPI 51-100		RPI 101-150		RPI 150+		
9-5-1	0-0-0	0-1-0		OVERALL	0-1-0		1-1-0		8-2-1		
4-0-1	0-0-0	0-0-0		HOME	0-0-0		1-0-0		3-0-1		
4-5-0	0-0-0	0-1-0		AWAY	0-1-0		0-1-0		4-2-0		
1-0-0	0-0-0	0-0-0		NEUTRAL	0-0-0		0-0-0		1-0-0		
<hr/>											
5-2-1	0-0-0	0-1-0		NON-CONFERENCE	0-0-0		1-0-0		4-1-1		
2-0-1	0-0-0	0-0-0		HOME	0-0-0		1-0-0		1-0-1		
2-2-0	0-0-0	0-0-		AWAY	0-0-0		0-0-0		2-1-0		
1-0-0	0-0-0	0-0-0		NEUTRAL	0-0-0		0-0-0		1-0-0		
<hr/>											
4-3-0	0-0-0	0-0-0		CONFERENCE	0-1-0		0-1-0		4-1-0		
2-0-0	0-0-0	0-0-0		HOME	0-0-0		0-0-0		2-0-0		
2-3-0	0-0-0	0-0-0		AWAY	0-1-0		0-1-0		2-1-0		
0-0-0	0-0-0	0-0-0		NEUTRAL	0-0-0		0-0-0		0-0-0		
<hr/>											
RPI S	Opponent	Score	RPI S	Opponent	Score	RPI S	Opponent	Score	RPI S	Opponent	Score
			33 A	Auburn	0 3	87 A	South Ala.	0 2	104 A	Troy	0 3
									126 H	Mercer	2 0
									151 A	UNCW	2 0
									158 A	Jacksonville	0 2
									164 N	Indiana	2 1
									171 A	La.-Lafayette	2 1
									194 H	UALR	3 2
									197 A	Georgia St.	0 2
									199 H	Coastal Caro.	2 2
									230 A	La.-Monroe	3 1
									299 H	Arkansas St.	2 0
									301 H	Alabama St.	3 0
									304 A	Francis Marion	2 1
<hr/>											
LAST 10 GAMES											
			104 A	Troy	0 3	171 A	La.-Lafayette	2 1			
			87 A	South Ala.	0 2	230 A	La.-Monroe	3 1			
			197 A	Georgia St.	0 2	158 A	Jacksonville	0 2			
			194 H	UALR	3 2	199 H	Coastal Caro.	2 2			
			299 H	Arkansas St.	2 0	301 H	Alabama St.	3 0			

Non-Div. I Games:

Ga. Southern

Average RPI Win: 177		WON-LOST RECORD		WINNING PCT. RANK		LAST 10 GAMES		STRENGTH OF SCHEDULE		OPP. STRENGTH OF SCHEDULE		TEAM RPI		ADJ RPI		CONF. RPI		ADJ CONF. RPI	
DIV. I ONLY		8-7-2		.52941 156		6-3-1		89		82		95		.53966 94		8		8	
DIV. I NON-CONF.		4-5-1		.45 192		2-1-0		105		46		132		.51968 128		8		8	
TOTALS		RPI 1-25		RPI 26-50		W-L RECORDS		RPI 51-100		RPI 101-150		RPI 150+							
8-7-2		1-1-0		0-2-0		OVERALL		0-3-2		1-0-0		6-1-0							
7-4-0		1-0-0		0-1-0		HOME		0-2-0		1-0-0		5-1-0							
0-3-2		0-1-0		0-1-0		AWAY		0-1-2		0-0-0		0-0-0							
1-0-0		0-0-0		0-0-0		NEUTRAL		0-0-0		0-0-0		1-0-0							
4-5-1		1-1-0		0-0-0		NON-CONFERENCE		0-3-1		1-0-0		2-1-0							
3-3-0		1-0-0		0-0-0		HOME		0-2-0		1-0-0		1-1-0							
0-2-1		0-1-0		0-0-		AWAY		0-1-1		0-0-0		0-0-0							
1-0-0		0-0-0		0-0-0		NEUTRAL		0-0-0		0-0-0		1-0-0							
4-2-1		0-0-0		0-2-0		CONFERENCE		0-0-1		0-0-0		4-0-0							
4-1-0		0-0-0		0-1-0		HOME		0-0-0		0-0-0		4-0-0							
0-1-1		0-0-0		0-1-0		AWAY		0-0-1		0-0-0		0-0-0							
0-0-0		0-0-0		0-0-0		NEUTRAL		0-0-0		0-0-0		0-0-0							
RPI S	Opponent		Score		RPI S	Opponent		Score		RPI S	Opponent		Score		RPI S	Opponent		Score	
5 A	Texas A&M		0	3	26 H	DePaul		2	3	67 A	Minnesota		0	1	114 H	LSU		2	1
14 H	Kansas		1	0	37 A	Georgetown		0	4	84 H	Northwestern		0	1	162 H	Villanova		1	0
										86 A	Colorado Col.		0	0	172 H	Creighton		7	2
										92 H	Nebraska		2	3	206 N	New Mexico		2	1
										95 A	St. John's (NY)		1	1	207 H	Seton Hall		3	0
															213 H	Milwaukee		4	5
															270 H	Loyola Chicago		3	0
															271 H	Xavier		1	0
LAST 10 GAMES																			
															26 H	DePaul		2	3
															207 H	Seton Hall		3	0
															37 A	Georgetown		0	4
															271 H	Xavier		1	0
															95 A	St. John's (NY)		1	1
															5 A	Texas A&M		0	3

Non-Div. I Games:

Marquette

Average RPI Win:	187	WON-LOST	WINNING	LAST 10	STRENGTH OF	OPP. STRENGTH	TEAM	ADJ	CONF.	ADJ CONF.	
Average RPI Loss:	95	RECORD	PCT. RANK	GAMES	SCHEDULE	OF SCHEDULE	RPI	RPI	RPI	RPI	
DIV. I ONLY	9-6-1	.59375	100	6-3-1	129	103	94	.53839	95	8	8
DIV. I NON-CONF.	4-5-0	.44444	195	1-2-0	133	114	172	.49881	173	8	8
<hr/>											
TOTALS	RPI 1-25	RPI 26-50		W-L RECORDS	RPI 51-100		RPI 101-150		RPI 150+		
9-6-1	0-1-0	1-1-0		OVERALL	0-1-1		0-2-0		8-1-0		
5-2-1	0-0-0	1-0-0		HOME	0-1-1		0-0-0		4-1-0		
4-4-0	0-1-0	0-1-0		AWAY	0-0-0		0-2-0		4-0-0		
0-0-0	0-0-0	0-0-0		NEUTRAL	0-0-0		0-0-0		0-0-0		
<hr/>											
4-5-0	0-1-0	0-1-0		NON-CONFERENCE	0-0-0		0-2-0		4-1-0		
3-1-0	0-0-0	0-0-0		HOME	0-0-0		0-0-0		3-1-0		
1-4-0	0-1-0	0-0-		AWAY	0-0-0		0-2-0		1-0-0		
0-0-0	0-0-0	0-0-0		NEUTRAL	0-0-0		0-0-0		0-0-0		
<hr/>											
5-1-1	0-0-0	1-0-0		CONFERENCE	0-1-1		0-0-0		4-0-0		
2-1-1	0-0-0	1-0-0		HOME	0-1-1		0-0-0		1-0-0		
3-0-0	0-0-0	0-0-0		AWAY	0-0-0		0-0-0		3-0-0		
0-0-0	0-0-0	0-0-0		NEUTRAL	0-0-0		0-0-0		0-0-0		
<hr/>											
RPI S	Opponent	Score		RPI S	Opponent	Score		RPI S	Opponent	Score	
6 A	Florida St.	0	4	36 A	UConn	1	4	74 H	Providence	0	1
				37 H	Georgetown	1	0	94 H	Marquette	1	1
								121 A	Dartmouth	0	2
								129 A	Army	1	2
								154 H	Central Conn. St.	2	0
								162 A	Villanova	1	0
								170 H	Butler	2	1
								172 A	Creighton	1	0
								186 A	Delaware	2	1
								201 H	Brown	1	2
								234 H	Stony Brook	1	0
								271 A	Xavier	2	0
293 H	Saint Francis (PA)	3	0								
LAST 10 GAMES											
74 H Providence				0	1	172 A Creighton		1	0		
37 H Georgetown				1	0	271 A Xavier		2	0		
162 A Villanova				1	0	234 H Stony Brook		1	0		
170 H Butler				2	1	121 A Dartmouth		0	2		
94 H Marquette				1	1	36 A UConn		1	4		

Non-Div. I Games:

St. John's (NY)

[illegible]

**Non-Div. I Games:**

Charlotte



Average RPI Win: 211		WON-LOST RECORD	WINNING PCT. RANK		LAST 10 GAMES	STRENGTH OF SCHEDULE	OPP. STRENGTH OF SCHEDULE	TEAM RPI	ADJ RPI	CONF. RPI	ADJ CONF. RPI						
Average RPI Loss: 100																	
DIV. I ONLY		10-7-0	.58824	112	6-4-0	118	169	100	.53673	97	20	20					
DIV. I NON-CONF.		5-5-0	.5	153	1-2-0	59	100	99	.54121	99	21	21					
<hr/>																	
TOTALS		RPI 1-25		RPI 26-50		W-L RECORDS		RPI 51-100		RPI 101-150		RPI 150+					
10-7-0		0-2-0		1-0-0		OVERALL		0-0-0		1-3-0		8-2-0					
2-4-0		0-1-0		0-0-0		HOME		0-0-0		0-2-0		2-1-0					
8-3-0		0-1-0		1-0-0		AWAY		0-0-0		1-1-0		6-1-0					
0-0-0		0-0-0		0-0-0		NEUTRAL		0-0-0		0-0-0		0-0-0					
5-5-0		0-2-0		1-0-0		NON-CONFERENCE		0-0-0		0-1-0		4-2-0					
1-3-0		0-1-0		0-0-0		HOME		0-0-0		0-1-0		1-1-0					
4-2-0		0-1-0		1-0-		AWAY		0-0-0		0-0-0		3-1-0					
0-0-0		0-0-0		0-0-0		NEUTRAL		0-0-0		0-0-0		0-0-0					
5-2-0		0-0-0		0-0-0		CONFERENCE		0-0-0		1-2-0		4-0-0					
1-1-0		0-0-0		0-0-0		HOME		0-0-0		0-1-0		1-0-0					
4-1-0		0-0-0		0-0-0		AWAY		0-0-0		1-1-0		3-0-0					
0-0-0		0-0-0		0-0-0		NEUTRAL		0-0-0		0-0-0		0-0-0					
RPI	S	Opponent		Score		RPI	S	Opponent		Score		RPI	S	Opponent		Score	
9	H	Virginia		1	3	33	A	Auburn		2	1	101	H	Cincinnati		1	2
10	A	South Carolina		0	2							105	A	Furman		0	1
												120	A	UNC Greensboro		1	0
												141	H	East Tenn. St.		1	3
												152	A	Lipscomb		0	2
												182	H	Kennesaw St.		2	4
												189	A	Jacksonville St.		3	2
												197	A	Georgia St.		2	1
												214	A	Wofford		2	0
												217	H	Belmont		2	0
												218	H	Western Caro.		4	1
												277	A	Austin Peay		3	1
												318	A	VMI		5	0
												327	A	Chattanooga		3	0
<hr/>																	
LAST 10 GAMES																	
214	A	Wofford		2	0	141	H	East Tenn. St.		1	3						
105	A	Furman		0	1	327	A	Chattanooga		3	0						
120	A	UNC Greensboro		1	0	182	H	Kennesaw St.		2	4						
318	A	VMI		5	0	277	A	Austin Peay		3	1						
218	H	Western Caro.		4	1	152	A	Lipscomb		0	2						

Non-Div. I Games:

Samford

Average RPI Win:	192	WON-LOST RECORD	WINNING PCT. RANK	LAST 10 GAMES	STRENGTH OF SCHEDULE	OPP. STRENGTH OF SCHEDULE	TEAM RPI	ADJ RPI	CONF. RPI	ADJ CONF. RPI	
DIV. I ONLY		5-8-3	.40625 220	2-7-1	38	46	99	.53641 98	4	4	
DIV. I NON-CONF.		3-3-3	.5 153	0-2-1	30	71	75	.55992 73	4	3	
<hr/>											
TOTALS	RPI 1-25	RPI 26-50		W-L RECORDS	RPI 51-100		RPI 101-150		RPI 150+		
5-8-3	0-5-1	1-0-1		OVERALL	0-1-1		0-2-0		4-0-0		
1-2-1	0-1-0	1-0-1		HOME	0-0-0		0-1-0		0-0-0		
2-6-1	0-4-0	0-0-0		AWAY	0-1-1		0-1-0		2-0-0		
2-0-1	0-0-1	0-0-0		NEUTRAL	0-0-0		0-0-0		2-0-0		
3-3-3	0-2-1	0-0-1		NON-CONFERENCE	0-0-1		0-1-0		3-0-0		
0-0-1	0-0-0	0-0-1		HOME	0-0-0		0-0-0		0-0-0		
1-3-1	0-2-0	0-0-		AWAY	0-0-1		0-1-0		1-0-0		
2-0-1	0-0-1	0-0-0		NEUTRAL	0-0-0		0-0-0		2-0-0		
2-5-0	0-3-0	1-0-0		CONFERENCE	0-1-0		0-1-0		1-0-0		
1-2-0	0-1-0	1-0-0		HOME	0-0-0		0-1-0		0-0-0		
1-3-0	0-2-0	0-0-0		AWAY	0-1-0		0-0-0		1-0-0		
0-0-0	0-0-0	0-0-0		NEUTRAL	0-0-0		0-0-0		0-0-0		
RPI	S	Opponent	Score	RPI	S	Opponent	Score	RPI	S	Opponent	Score
4	A	Penn St.	0 2	31	H	Boston College	3 0	91	A	Drexel	2 2
6	A	Florida St.	0 2	36	H	UConn	1 1	100	A	Louisville	0 1
20	H	Notre Dame	0 2					101	A	Cincinnati	1 3
22	A	Clemson	0 1					149	H	Pittsburgh	0 1
23	A	Colgate	0 1					165	A	Miami (FL)	1 0
25	N	Missouri	0 0					228	A	Albany (NY)	5 1
								257	N	UMass Lowell	4 0
								278	N	Vermont	3 2
<hr/>											
LAST 10 GAMES											
20	H	Notre Dame	0 2	165	A	Miami (FL)	1 0				
22	A	Clemson	0 1	101	A	Cincinnati	1 3				
6	A	Florida St.	0 2	100	A	Louisville	0 1				
31	H	Boston College	3 0	91	A	Drexel	2 2				
149	H	Pittsburgh	0 1	23	A	Colgate	0 1				

Non-Div. I Games:

Syracuse

Average RPI Win: 200		WON-LOST RECORD	WINNING PCT. RANK		LAST 10 GAMES	STRENGTH OF SCHEDULE	OPP. STRENGTH OF SCHEDULE	TEAM RPI	ADJ RPI	CONF. RPI	ADJ CONF. RPI	
Average RPI Loss: 139												
DIV. I ONLY		10-5-2	.64706	80	5-4-1	157	163	97	.53534	99	12	12
DIV. I NON-CONF.		6-3-1	.65	85	1-2-0	235	224	151	.50927	150	14	14
<hr/>												
TOTALS		RPI 1-25		RPI 26-50		W-L RECORDS		RPI 51-100		RPI 101-150		RPI 150+
10-5-2		0-0-0		0-0-0		OVERALL		2-1-0		1-2-2		7-2-0
6-3-1		0-0-0		0-0-0		HOME		1-1-0		0-1-1		5-1-0
4-2-1		0-0-0		0-0-0		AWAY		1-0-0		1-1-1		2-1-0
0-0-0		0-0-0		0-0-0		NEUTRAL		0-0-0		0-0-0		0-0-0
6-3-1		0-0-0		0-0-0		NON-CONFERENCE		0-0-0		0-2-1		6-1-0
4-2-1		0-0-0		0-0-0		HOME		0-0-0		0-1-1		4-1-0
2-1-0		0-0-0		0-0-		AWAY		0-0-0		0-1-0		2-0-0
0-0-0		0-0-0		0-0-0		NEUTRAL		0-0-0		0-0-0		0-0-0
4-2-1		0-0-0		0-0-0		CONFERENCE		2-1-0		1-0-1		1-1-0
2-1-0		0-0-0		0-0-0		HOME		1-1-0		0-0-0		1-0-0
2-1-1		0-0-0		0-0-0		AWAY		1-0-0		1-0-1		0-1-0
0-0-0		0-0-0		0-0-0		NEUTRAL		0-0-0		0-0-0		0-0-0
RPI	S	Opponent	Score	RPI	S	Opponent	Score	RPI	S	Opponent	Score	
						75 H Rice	1 0	109 H		Texas St.	0	0
						81 H North Texas	0 1	115 A		Utah Valley	0	2
						83 A Western Ky.	2 1	116 A		Marshall	0	0
								131 A		Middle Tenn.	1	0
								146 H		Northern Ariz.	0	1
								159 H		UNLV	0	1
								180 H		UTSA	2	0
								193 A		UAB	0	2
								196 A		Abilene Christian	1	0
								210 H		Southern Utah	4	2
								237 H		Houston Baptist	2	1
								263 A		Weber St.	2	1
								302 H		New Mexico St.	5	0
								319 H		Incarnate Word	4	0
<hr/>												
LAST 10 GAMES												
						180 H UTSA	2 0	193 A UAB		0 2		
						116 A Marshall	0 0	131 A Middle Tenn.		1 0		
						83 A Western Ky.	2 1	146 H Northern Ariz.		0 1		
						75 H Rice	1 0	159 H UNLV		0 1		
						81 H North Texas	0 1	263 A Weber St.		2 1		

Non-Div. I Games:

UTEP

Average RPI Win:	177	WON-LOST	WINNING	LAST 10	STRENGTH OF	OPP. STRENGTH	TEAM	ADJ	CONF.	ADJ CONF.	
Average RPI Loss:	55 <th>RECORD</th> <th>PCT. RANK</th> <th>GAMES</th> <th>SCHEDULE</th> <th>OF SCHEDULE</th> <th>RPI</th> <th>RPI</th> <th>RPI</th> <th>RPI</th>	RECORD	PCT. RANK	GAMES	SCHEDULE	OF SCHEDULE	RPI	RPI	RPI	RPI	
DIV. I ONLY	6-7-2	.46667	191	4-4-2	62	76	103	.53484	100	4	4
DIV. I NON-CONF.	4-4-0	.5	153	2-1-0	40	178	94	.54505	92	4	3
<hr/>											
TOTALS	RPI 1-25	RPI 26-50		W-L RECORDS		RPI 51-100		RPI 101-150		RPI 150+	
6-7-2	0-2-0	0-2-0		OVERALL		2-2-1		1-0-0		3-1-1	
5-4-0	0-1-0	0-2-0		HOME		2-1-0		1-0-0		2-0-0	
1-3-2	0-1-0	0-0-0		AWAY		0-1-1		0-0-0		1-1-1	
0-0-0	0-0-0	0-0-0		NEUTRAL		0-0-0		0-0-0		0-0-0	
<hr/>											
4-4-0	0-0-0	0-1-0		NON-CONFERENCE		1-2-0		1-0-0		2-1-0	
3-2-0	0-0-0	0-1-0		HOME		1-1-0		1-0-0		1-0-0	
1-2-0	0-0-0	0-0-		AWAY		0-1-0		0-0-0		1-1-0	
0-0-0	0-0-0	0-0-0		NEUTRAL		0-0-0		0-0-0		0-0-0	
<hr/>											
2-3-2	0-2-0	0-1-0		CONFERENCE		1-0-1		0-0-0		1-0-1	
2-2-0	0-1-0	0-1-0		HOME		1-0-0		0-0-0		1-0-0	
0-1-2	0-1-0	0-0-0		AWAY		0-0-1		0-0-0		0-0-1	
0-0-0	0-0-0	0-0-0		NEUTRAL		0-0-0		0-0-0		0-0-0	
<hr/>											
RPI S	Opponent	Score	RPI S	Opponent	Score	RPI S	Opponent	Score	RPI S	Opponent	Score
6	A Florida St.	0 6	30	H Kentucky	0 2	58	H Miami (OH)	1 2	148	H Kent St.	3 2
9	H Virginia	1 2	31	H Boston College	0 1	59	H Ole Miss	1 0	165	A Miami (FL)	1 1
						63	A Duke	0 0	177	A Morehead St.	0 2
						71	A Illinois	0 2	221	H North Carolina St.	1 0
						98	H Syracuse	1 0	256	A Wright St.	2 1
						279 H Northern Ky. 1 0					
<hr/>											
LAST 10 GAMES											
9 H Virginia 1 2						165 A Miami (FL) 1 1					
279 H Northern Ky. 1 0						6 A Florida St. 0 6					
31 H Boston College 0 1						98 H Syracuse 1 0					
221 H North Carolina St. 1 0						148 H Kent St. 3 2					
63 A Duke 0 0						177 A Morehead St. 0 2					

Non-Div. I Games:

Louisville



Average RPI Win:		191	WON-LOST RECORD		WINNING PCT. RANK	LAST 10 GAMES	STRENGTH OF SCHEDULE		OPP. STRENGTH OF SCHEDULE	TEAM RPI	ADJ RPI	CONF. RPI	ADJ CONF. RPI				
Average RPI Loss:		106															
DIV. I ONLY			9-5-1	.63333	85	7-3-0	178		95	101	.53474	102	16	15			
DIV. I NON-CONF.			4-2-1	.64286	91	2-0-0	282		13	149	.51056	146	15	15			
TOTALS		RPI 1-25		RPI 26-50		W-L RECORDS		RPI 51-100		RPI 101-150		RPI 150+					
9-5-1		0-1-0		0-0-0		OVERALL		1-2-1		1-1-0		7-1-0					
6-1-0		0-0-0		0-0-0		HOME		0-0-0		1-1-0		5-0-0					
3-3-1		0-0-0		0-0-0		AWAY		1-2-1		0-0-0		2-1-0					
0-1-0		0-1-0		0-0-0		NEUTRAL		0-0-0		0-0-0		0-0-0					
4-2-1		0-1-0		0-0-0		NON-CONFERENCE		0-1-1		0-0-0		4-0-0					
2-0-0		0-0-0		0-0-0		HOME		0-0-0		0-0-0		2-0-0					
2-1-1		0-0-0		0-0-		AWAY		0-1-1		0-0-0		2-0-0					
0-1-0		0-1-0		0-0-0		NEUTRAL		0-0-0		0-0-0		0-0-0					
5-3-0		0-0-0		0-0-0		CONFERENCE		1-1-0		1-1-0		3-1-0					
4-1-0		0-0-0		0-0-0		HOME		0-0-0		1-1-0		3-0-0					
1-2-0		0-0-0		0-0-0		AWAY		1-1-0		0-0-0		0-1-0					
0-0-0		0-0-0		0-0-0		NEUTRAL		0-0-0		0-0-0		0-0-0					
RPI	S	Opponent		Score		RPI	S	Opponent		Score		RPI	S	Opponent		Score	
12	N	Texas Tech		1	2												
								53	A	Michigan St.	0	3	113	H	Ball St.	2	1
								56	A	Oregon	1	1	148	H	Kent St.	1	2
								58	A	Miami (OH)	2	0	164	H	Indiana	2	0
								69	A	Buffalo	0	2	181	H	Toledo	1	0
													209	H	Fordham	2	0
													222	H	Central Mich.	2	0
													229	A	Oregon St.	1	0
													236	H	Ohio	2	1
													246	A	Akron	1	2
													307	A	Ill.-Chicago	4	2
LAST 10 GAMES																	
		236	H	Ohio	2	1		246	A	Akron	1	2					
		148	H	Kent St.	1	2		113	H	Ball St.	2	1					
		222	H	Central Mich.	2	0		58	A	Miami (OH)	2	0					
		181	H	Toledo	1	0		307	A	Ill.-Chicago	4	2					
		69	A	Buffalo	0	2		229	A	Oregon St.	1	0					

Non-Div. I Games:

Eastern Mich.

Average RPI Win:	153	WON-LOST	WINNING	LAST 10	STRENGTH OF	OPP. STRENGTH	TEAM	ADJ	CONF.	ADJ CONF.	
Average RPI Loss:	104	RECORD	PCT. RANK	GAMES	SCHEDULE	OF SCHEDULE	RPI	RPI	RPI	RPI	
DIV. I ONLY	10-7-0	.58824	112	6-4-0	164	65	109	.53388	103	11	11
DIV. I NON-CONF.	5-5-0	.5	153	1-2-0	191	30	154	.51019	149	9	9
TOTALS	RPI 1-25	RPI 26-50	W-L RECORDS	RPI 51-100	RPI 101-150	RPI 150+					
10-7-0	0-1-0	0-0-0	OVERALL	4-2-0	0-2-0	6-2-0					
6-1-0	0-0-0	0-0-0	HOME	1-1-0	0-0-0	5-0-0					
4-6-0	0-1-0	0-0-0	AWAY	3-1-0	0-2-0	1-2-0					
0-0-0	0-0-0	0-0-0	NEUTRAL	0-0-0	0-0-0	0-0-0					
5-5-0	0-1-0	0-0-0	NON-CONFERENCE	2-1-0	0-2-0	3-1-0					
4-1-0	0-0-0	0-0-0	HOME	1-1-0	0-0-0	3-0-0					
1-4-0	0-1-0	0-0-	AWAY	1-0-0	0-2-0	0-1-0					
0-0-0	0-0-0	0-0-0	NEUTRAL	0-0-0	0-0-0	0-0-0					
5-2-0	0-0-0	0-0-0	CONFERENCE	2-1-0	0-0-0	3-1-0					
2-0-0	0-0-0	0-0-0	HOME	0-0-0	0-0-0	2-0-0					
3-2-0	0-0-0	0-0-0	AWAY	2-1-0	0-0-0	1-1-0					
0-0-0	0-0-0	0-0-0	NEUTRAL	0-0-0	0-0-0	0-0-0					
RPI S Opponent Score	RPI S Opponent Score	RPI S Opponent Score	RPI S Opponent Score	RPI S Opponent Score	RPI S Opponent Score	RPI S Opponent Score					
21 A La Salle 1 2				61 A Hofstra 3 1	106 A Richmond 2 4						
				65 A Northeastern 0 2	120 A UNC Greensboro 0 1						
				66 H Navy 0 1	151 H UNCW 2 0						
				70 A Wake Forest 2 1	161 H Appalachian St. 2 1						
				80 H VCU 1 0	162 A Villanova 0 3						
				91 A Drexel 2 1	186 A Delaware 0 1						
					187 A Towson 4 2						
					191 H Massachusetts 2 1						
					266 H Col. of Charleston 3 0						
					271 H Xavier 2 1						
LAST 10 GAMES											
186 A Delaware 0 1	61 A Hofstra 3 1										
91 A Drexel 2 1	106 A Richmond 2 4										
151 H UNCW 2 0	187 A Towson 4 2										
266 H Col. of Charleston 3 0	120 A UNC Greensboro 0 1										
65 A Northeastern 0 2	161 H Appalachian St. 2 1										

Non-Div. I Games:

James Madison

Average RPI Win:	224	WON-LOST	WINNING	LAST 10	STRENGTH OF	OPP. STRENGTH	TEAM	ADJ	CONF.	ADJ CONF.		
Average RPI Loss:	131	RECORD	PCT. RANK	GAMES	SCHEDULE	OF SCHEDULE	RPI	RPI	RPI	RPI		
DIV. I ONLY		12-5-0	.70588	50	7-3-0	223	183	102	.53359	104	15	16
DIV. I NON-CONF.		8-2-0	.8	34	3-0-0	299	208	134	.517	133	17	17
<hr/>												
TOTALS	RPI 1-25	RPI 26-50		W-L RECORDS		RPI 51-100		RPI 101-150		RPI 150+		
12-5-0	0-0-0	0-0-0		OVERALL		1-1-0		0-2-0		11-2-0		
9-0-0	0-0-0	0-0-0		HOME		1-0-0		0-0-0		8-0-0		
1-5-0	0-0-0	0-0-0		AWAY		0-1-0		0-2-0		1-2-0		
2-0-0	0-0-0	0-0-0		NEUTRAL		0-0-0		0-0-0		2-0-0		
8-2-0	0-0-0	0-0-0		NON-CONFERENCE		0-0-0		0-1-0		8-1-0		
5-0-0	0-0-0	0-0-0		HOME		0-0-0		0-0-0		5-0-0		
1-2-0	0-0-0	0-0-		AWAY		0-0-0		0-1-0		1-1-0		
2-0-0	0-0-0	0-0-0		NEUTRAL		0-0-0		0-0-0		2-0-0		
4-3-0	0-0-0	0-0-0		CONFERENCE		1-1-0		0-1-0		3-1-0		
4-0-0	0-0-0	0-0-0		HOME		1-0-0		0-0-0		3-0-0		
0-3-0	0-0-0	0-0-0		AWAY		0-1-0		0-1-0		0-1-0		
0-0-0	0-0-0	0-0-0		NEUTRAL		0-0-0		0-0-0		0-0-0		
RPI S	Opponent	Score	RPI S	Opponent	Score	RPI S	Opponent	Score	RPI S	Opponent	Score	
						87 A	South Ala.	1 2	109 A	Texas St.	0 2	
						93 H	Ga. Southern	3 0	114 A	LSU	0 2	
									161 A	Appalachian St.	2 3	
									171 H	La.-Lafayette	2 0	
									182 H	Kennesaw St.	1 0	
									185 A	Louisiana Tech	2 4	
									189 H	Jacksonville St.	3 1	
									193 H	UAB	2 1	
									197 H	Georgia St.	1 0	
									230 H	La.-Monroe	2 0	
									262 A	Gardner-Webb	1 0	
									264 N	North Florida	1 0	
									300 H	Tennessee Tech	3 0	
									301 H	Alabama St.	6 0	
									304 N	Francis Marion	3 1	
LAST 10 GAMES												
			93 H	Ga. Southern	3 0	171 H	La.-Lafayette	2 0				
			197 H	Georgia St.	1 0	87 A	South Ala.	1 2				
			109 A	Texas St.	0 2	264 N	North Florida	1 0				
			161 A	Appalachian St.	2 3	304 N	Francis Marion	3 1				
			230 H	La.-Monroe	2 0	193 H	UAB	2 1				

Non-Div. I Games:

Troy



Average RPI Win:	214	WON-LOST	WINNING	LAST 10	STRENGTH OF	OPP. STRENGTH	TEAM	ADJ	CONF.	ADJ CONF.	
Average RPI Loss:	122	RECORD	PCT. RANK	GAMES	SCHEDULE	OF SCHEDULE	RPI	RPI	RPI	RPI	
DIV. I ONLY	10-3-2	.73333	35	6-2-2	246	174	104	.5331	105	20	20
DIV. I NON-CONF.	6-2-0	.75	44	2-1-0	262	93	105	.53494	106	21	21
<hr/>											
TOTALS	RPI 1-25	RPI 26-50		W-L RECORDS		RPI 51-100		RPI 101-150		RPI 150+	
10-3-2	0-0-0	0-2-0		OVERALL		1-0-0		1-0-1		8-1-1	
5-3-1	0-0-0	0-2-0		HOME		1-0-0		0-0-1		4-1-0	
5-0-1	0-0-0	0-0-0		AWAY		0-0-0		1-0-0		4-0-1	
0-0-0	0-0-0	0-0-0		NEUTRAL		0-0-0		0-0-0		0-0-0	
<hr/>											
6-2-0	0-0-0	0-2-0		NON-CONFERENCE		0-0-0		0-0-0		6-0-0	
3-2-0	0-0-0	0-2-0		HOME		0-0-0		0-0-0		3-0-0	
3-0-0	0-0-0	0-0-		AWAY		0-0-0		0-0-0		3-0-0	
0-0-0	0-0-0	0-0-0		NEUTRAL		0-0-0		0-0-0		0-0-0	
<hr/>											
4-1-2	0-0-0	0-0-0		CONFERENCE		1-0-0		1-0-1		2-1-1	
2-1-1	0-0-0	0-0-0		HOME		1-0-0		0-0-1		1-1-0	
2-0-1	0-0-0	0-0-0		AWAY		0-0-0		1-0-0		1-0-1	
0-0-0	0-0-0	0-0-0		NEUTRAL		0-0-0		0-0-0		0-0-0	
<hr/>											
RPI S	Opponent	Score	RPI S	Opponent	Score	RPI S	Opponent	Score	RPI S	Opponent	Score
			28 H	Georgia	0 4	97 H	Samford	1 0	126 H	Mercer	0 0
			33 H	Auburn	1 2				141 A	East Tenn. St.	3 0
									158 H	Jacksonville	2 0
									182 A	Kennesaw St.	3 0
									197 H	Georgia St.	1 0
									214 A	Wofford	4 2
									218 A	Western Caro.	1 1
									219 H	Mississippi St.	2 1
									283 A	Presbyterian	4 1
									306 H	Citadel	1 2
									324 A	USC Upstate	3 0
									327 H	Chattanooga	9 0
<hr/>											
LAST 10 GAMES											
			327 H	Chattanooga	9 0	218 A	Western Caro.	1 1			
			97 H	Samford	1 0	141 A	East Tenn. St.	3 0			
			214 A	Wofford	4 2	158 H	Jacksonville	2 0			
			126 H	Mercer	0 0	28 H	Georgia	0 4			
			306 H	Citadel	1 2	182 A	Kennesaw St.	3 0			

Non-Div. I Games:

Furman

Average RPI Win:		206	WON-LOST RECORD		WINNING PCT. RANK		LAST 10 GAMES		STRENGTH OF SCHEDULE		OPP. STRENGTH OF SCHEDULE		TEAM RPI		ADJ RPI		CONF. RPI		ADJ CONF. RPI					
Average RPI Loss:		93																						
DIV. I ONLY			8-6-2		.5625		122		5-3-2		111		157		107		.53281		106		13		13	
DIV. I NON-CONF.			6-4-0		.6		114		3-1-0		96		170		89		.54678		90		13		13	
TOTALS		RPI 1-25		RPI 26-50		W-L RECORDS		RPI 51-100		RPI 101-150		RPI 150+												
8-6-2		0-1-0		0-0-0		OVERALL		1-3-1		2-1-0		5-1-1												
4-1-0		0-0-0		0-0-0		HOME		1-0-0		2-1-0		1-0-0												
4-4-2		0-1-0		0-0-0		AWAY		0-2-1		0-0-0		4-1-1												
0-1-0		0-0-0		0-0-0		NEUTRAL		0-1-0		0-0-0		0-0-0												
6-4-0		0-1-0		0-0-0		NON-CONFERENCE		1-2-0		2-0-0		3-1-0												
3-0-0		0-0-0		0-0-0		HOME		1-0-0		2-0-0		0-0-0												
3-3-0		0-1-0		0-0-		AWAY		0-1-0		0-0-0		3-1-0												
0-1-0		0-0-0		0-0-0		NEUTRAL		0-1-0		0-0-0		0-0-0												
2-2-2		0-0-0		0-0-0		CONFERENCE		0-1-1		0-1-0		2-0-1												
1-1-0		0-0-0		0-0-0		HOME		0-0-0		0-1-0		1-0-0												
1-1-2		0-0-0		0-0-0		AWAY		0-1-1		0-0-0		1-0-1												
0-0-0		0-0-0		0-0-0		NEUTRAL		0-0-0		0-0-0		0-0-0												
RPI	S	Opponent		Score		RPI	S	Opponent		Score		RPI	S	Opponent		Score								
9	A	Virginia		0	4							62	A	William & Mary		1	4	103	H	James Madison		4	2	
												64	N	Tennessee		1	3	133	H	Old Dominion		3	2	
												73	A	George Washington		0	1	144	H	Saint Joseph's		1	2	
												79	H	Princeton		3	2	198	A	Duquesne		2	2	
												80	A	VCU		0	0	208	A	Campbell		2	3	
																		226	A	Davidson		1	0	
																		235	A	Longwood		2	1	
																		240	H	St. Bonaventure		5	0	
																		306	A	Citadel		2	1	
																		323	A	Charleston So.		3	1	
LAST 10 GAMES																								
						73	A	George Washington		0	1	103	H	James Madison		4	2							
						80	A	VCU		0	0	144	H	Saint Joseph's		1	2							
						226	A	Davidson		1	0	133	H	Old Dominion		3	2							
						240	H	St. Bonaventure		5	0	79	H	Princeton		3	2							
						198	A	Duquesne		2	2	64	N	Tennessee		1	3							

Non-Div. I Games:

Richmond

Average RPI Win:	172	WON-LOST	WINNING	LAST 10	STRENGTH OF	OPP. STRENGTH	TEAM	ADJ	CONF.	ADJ CONF.	
Average RPI Loss:	66	RECORD	PCT. RANK	GAMES	SCHEDULE	OF SCHEDULE	RPI	RPI	RPI	RPI	
DIV. I ONLY	7-8-1	.46875	184	5-5-0	61	102	108	.53211	107	14	14
DIV. I NON-CONF.	3-7-1	.31818	263	1-4-0	26	55	133	.51872	130	12	12
<hr/>											
TOTALS	RPI 1-25	RPI 26-50		W-L RECORDS	RPI 51-100		RPI 101-150		RPI 150+		
7-8-1	0-2-0	1-3-0		OVERALL	0-1-0		2-1-0		4-1-1		
5-3-0	0-0-0	1-1-0		HOME	0-1-0		1-0-0		3-1-0		
2-5-1	0-2-0	0-2-0		AWAY	0-0-0		1-1-0		1-0-1		
0-0-0	0-0-0	0-0-0		NEUTRAL	0-0-0		0-0-0		0-0-0		
3-7-1	0-2-0	1-3-0		NON-CONFERENCE	0-1-0		0-1-0		2-0-1		
3-2-0	0-0-0	1-1-0		HOME	0-1-0		0-0-0		2-0-0		
0-5-1	0-2-0	0-0-		AWAY	0-0-0		0-1-0		0-0-1		
0-0-0	0-0-0	0-0-0		NEUTRAL	0-0-0		0-0-0		0-0-0		
4-1-0	0-0-0	0-0-0		CONFERENCE	0-0-0		2-0-0		2-1-0		
2-1-0	0-0-0	0-0-0		HOME	0-0-0		1-0-0		1-1-0		
2-0-0	0-0-0	0-0-0		AWAY	0-0-0		1-0-0		1-0-0		
0-0-0	0-0-0	0-0-0		NEUTRAL	0-0-0		0-0-0		0-0-0		
RPI S	Opponent	Score	RPI S	Opponent	Score	RPI S	Opponent	Score	RPI S	Opponent	Score
14 A	Kansas	0 2	32 A	Michigan	0 2	57 H	Santa Clara	0 1	134 A	Loyola Marymount	0 1
25 A	Missouri	1 3	34 H	Arizona St.	0 2				140 H	UC Riverside	1 0
			39 A	Utah	0 2				142 A	Cal Poly	2 1
			47 H	San Diego	2 0				166 H	Gonzaga	1 0
									179 A	UC Santa Barbara	1 0
									181 A	Toledo	0 0
									195 H	Cal St. Fullerton	0 1
									263 H	Weber St.	4 0
									269 H	UC Davis	4 0
<hr/>											
LAST 10 GAMES											
195 H	Cal St. Fullerton	0 1	134 A	Loyola Marymount	0 1						
269 H	UC Davis	4 0	57 H	Santa Clara	0 1						
140 H	UC Riverside	1 0	263 H	Weber St.	4 0						
142 A	Cal Poly	2 1	34 H	Arizona St.	0 2						
179 A	UC Santa Barbara	1 0	25 A	Missouri	1 3						

Non-Div. I Games:

CSUN

Average RPI Win: 142		WON-LOST RECORD		WINNING PCT. RANK		LAST 10 GAMES		STRENGTH OF SCHEDULE		OPP. STRENGTH OF SCHEDULE		TEAM RPI		ADJ RPI		CONF. RPI		ADJ CONF. RPI					
Average RPI Loss: 50																							
DIV. I ONLY		6-10-1		.38235 245		2-8-0		23		91		105		.53188 108		5		5					
DIV. I NON-CONF.		4-1-1		.75 44		0-0-0		33		277		38		.60183 39		5		5					
TOTALS		RPI 1-25		RPI 26-50		W-L RECORDS		RPI 51-100		RPI 101-150		RPI 150+											
6-10-1		0-3-0		0-0-0		OVERALL		1-7-0		3-0-0		2-0-1											
4-5-0		0-2-0		0-0-0		HOME		0-3-0		2-0-0		2-0-0											
2-5-1		0-1-0		0-0-0		AWAY		1-4-0		1-0-0		0-0-1											
0-0-0		0-0-0		0-0-0		NEUTRAL		0-0-0		0-0-0		0-0-0											
4-1-1		0-0-0		0-0-0		NON-CONFERENCE		0-1-0		2-0-0		2-0-1											
3-1-0		0-0-0		0-0-0		HOME		0-1-0		1-0-0		2-0-0											
1-0-1		0-0-0		0-0-		AWAY		0-0-0		1-0-0		0-0-1											
0-0-0		0-0-0		0-0-0		NEUTRAL		0-0-0		0-0-0		0-0-0											
2-9-0		0-3-0		0-0-0		CONFERENCE		1-6-0		1-0-0		0-0-0											
1-4-0		0-2-0		0-0-0		HOME		0-2-0		1-0-0		0-0-0											
1-5-0		0-1-0		0-0-0		AWAY		1-4-0		0-0-0		0-0-0											
0-0-0		0-0-0		0-0-0		NEUTRAL		0-0-0		0-0-0		0-0-0											
RPI	S	Opponent		Score		RPI	S	Opponent		Score		RPI	S	Opponent		Score							
4	H	Penn St.		0 1								53	H	Michigan St.		0 2							
13	H	Wisconsin		0 1								54	A	Maryland		1 2							
17	A	Rutgers		0 4								58	H	Miami (OH)		0 1							
												67	H	Minnesota		0 1							
												68	A	Iowa		1 3							
												71	A	Illinois		0 3							
												84	A	Northwestern		2 1							
												92	A	Nebraska		0 1							
						LAST 10 GAMES																	
						68	A	Iowa		1 3		13	H	Wisconsin		0 1							
						92	A	Nebraska		0 1		67	H	Minnesota		0 1							
						53	H	Michigan St.		0 2		71	A	Illinois		0 3							
						17	A	Rutgers		0 4		84	A	Northwestern		2 1							
						54	A	Maryland		1 2		110	H	Ohio St.		3 1							

Non-Div. I Games:

Purdue

Average RPI Win:	233	WON-LOST RECORD	WINNING PCT. RANK	LAST 10 GAMES	STRENGTH OF SCHEDULE	OPP. STRENGTH OF SCHEDULE	TEAM RPI	ADJ RPI	CONF. RPI	ADJ CONF. RPI	
DIV. I ONLY	10-5-1	.65625	73	6-4-0	171	198	106	.53184	109	15	16
DIV. I NON-CONF.	5-3-1	.61111	107	1-2-0	273	156	190	.48906	188	17	17
<hr/>											
TOTALS	RPI 1-25	RPI 26-50		W-L RECORDS	RPI 51-100		RPI 101-150		RPI 150+		
10-5-1	0-0-0	0-2-0		OVERALL	0-1-1		1-0-0		9-2-0		
6-5-0	0-0-0	0-2-0		HOME	0-1-0		1-0-0		5-2-0		
4-0-1	0-0-0	0-0-0		AWAY	0-0-1		0-0-0		4-0-0		
0-0-0	0-0-0	0-0-0		NEUTRAL	0-0-0		0-0-0		0-0-0		
5-3-1	0-0-0	0-2-0		NON-CONFERENCE	0-0-1		0-0-0		5-1-0		
3-3-0	0-0-0	0-2-0		HOME	0-0-0		0-0-0		3-1-0		
2-0-1	0-0-0	0-0-		AWAY	0-0-1		0-0-0		2-0-0		
0-0-0	0-0-0	0-0-0		NEUTRAL	0-0-0		0-0-0		0-0-0		
5-2-0	0-0-0	0-0-0		CONFERENCE	0-1-0		1-0-0		4-1-0		
3-2-0	0-0-0	0-0-0		HOME	0-1-0		1-0-0		2-1-0		
2-0-0	0-0-0	0-0-0		AWAY	0-0-0		0-0-0		2-0-0		
0-0-0	0-0-0	0-0-0		NEUTRAL	0-0-0		0-0-0		0-0-0		
RPI	S	Opponent	Score	RPI	S	Opponent	Score	RPI	S	Opponent	Score
42	H	Texas	0 2	87	H	South Ala.	0 1	104	H	Troy	2 0
49	H	TCU	0 1	99	A	UTEP	0 0	161	H	Appalachian St.	2 1
								171	H	La.-Lafayette	2 1
								180	H	UTSA	2 3
								194	A	UALR	2 1
								230	H	La.-Monroe	1 2
								248	A	Lamar	3 0
								252	H	A&M-Corpus Christi	2 0
								285	H	Northwestern St.	3 0
								299	A	Arkansas St.	2 1
								302	A	New Mexico St.	2 1
								317	H	Prairie View	2 0
<hr/>											
LAST 10 GAMES											
171	H	La.-Lafayette	2 1	194	A	UALR	2 1				
230	H	La.-Monroe	1 2	299	A	Arkansas St.	2 1				
104	H	Troy	2 0	42	H	Texas	0 2				
87	H	South Ala.	0 1	317	H	Prairie View	2 0				
161	H	Appalachian St.	2 1	180	H	UTSA	2 3				

**Non-Div. I Games:**

Texas St.

# O h i o s t .

Ohio St.

Average RPI Win:	255	WON-LOST	WINNING	LAST 10	STRENGTH OF	OPP. STRENGTH	TEAM	ADJ	CONF.	ADJ CONF.	
Average RPI Loss:	91	RECORD	PCT. RANK	GAMES	SCHEDULE	OF SCHEDULE	RPI	RPI	RPI	RPI	
DIV. I ONLY	9-4-2	.66667	63	4-4-2	189	193	110	.53006	111	10	10
DIV. I NON-CONF.	8-0-1	.94444	8	3-0-1	226	285	54	.58163	57	11	11
<hr/>											
TOTALS	RPI 1-25	RPI 26-50		W-L RECORDS	RPI 51-100		RPI 101-150		RPI 150+		
9-4-2	0-1-0	0-1-0		OVERALL	0-1-1		0-0-0		9-1-1		
4-2-2	0-1-0	0-1-0		HOME	0-0-1		0-0-0		4-0-1		
5-2-0	0-0-0	0-0-0		AWAY	0-1-0		0-0-0		5-1-0		
0-0-0	0-0-0	0-0-0		NEUTRAL	0-0-0		0-0-0		0-0-0		
<hr/>											
8-0-1	0-0-0	0-0-0		NON-CONFERENCE	0-0-1		0-0-0		8-0-0		
4-0-1	0-0-0	0-0-0		HOME	0-0-1		0-0-0		4-0-0		
4-0-0	0-0-0	0-0-		AWAY	0-0-0		0-0-0		4-0-0		
0-0-0	0-0-0	0-0-0		NEUTRAL	0-0-0		0-0-0		0-0-0		
<hr/>											
1-4-1	0-1-0	0-1-0		CONFERENCE	0-1-0		0-0-0		1-1-1		
0-2-1	0-1-0	0-1-0		HOME	0-0-0		0-0-0		0-0-1		
1-2-0	0-0-0	0-0-0		AWAY	0-1-0		0-0-0		1-1-0		
0-0-0	0-0-0	0-0-0		NEUTRAL	0-0-0		0-0-0		0-0-0		
<hr/>											
RPI S	Opponent	Score	RPI S	Opponent	Score	RPI S	Opponent	Score	RPI S	Opponent	Score
23 H	Colgate	1 2	44 H	Boston U.	0 3	66 A	Navy	0 2	163 H	Loyola Maryland	0 0
						88 H	Fairfield	1 1	212 A	New Hampshire	3 0
									227 H	Maine	1 0
									228 H	Albany (NY)	2 0
									231 A	Lafayette	2 3
									239 A	Siena	3 0
									257 A	UMass Lowell	2 0
									261 H	North Dakota St.	1 0
									280 A	American	1 0
									289 A	Bryant	2 1
									303 H	LIU Brooklyn	5 0
<hr/>											
			LAST 10 GAMES								
			66 A	Navy	0 2	163 H	Loyola Maryland	0 0			
			23 H	Colgate	1 2	257 A	UMass Lowell	2 0			
			231 A	Lafayette	2 3	261 H	North Dakota St.	1 0			
			44 H	Boston U.	0 3	88 H	Fairfield	1 1			
			280 A	American	1 0	228 H	Albany (NY)	2 0			

Non-Div. I Games:

Holy Cross

Average RPI Win:		231	WON-LOST RECORD		WINNING PCT. RANK		LAST 10 GAMES		STRENGTH OF SCHEDULE		OPP. STRENGTH OF SCHEDULE		TEAM RPI		ADJ RPI		CONF. RPI		ADJ CONF. RPI	
Average RPI Loss:		70																		
DIV. I ONLY			9-5-2		.625 89		6-2-2		161		149		111		.52987 112		22		22	
DIV. I NON-CONF.			4-5-0		.44444 195		1-2-0		135		82		167		.5012 168		22		22	
TOTALS		RPI 1-25		RPI 26-50		W-L RECORDS		RPI 51-100		RPI 101-150		RPI 150+								
9-5-2		0-2-0		0-1-0		OVERALL		0-0-0		1-2-1		8-0-1								
4-1-0		0-0-0		0-0-0		HOME		0-0-0		0-1-0		4-0-0								
5-4-2		0-2-0		0-1-0		AWAY		0-0-0		1-1-1		4-0-1								
0-0-0		0-0-0		0-0-0		NEUTRAL		0-0-0		0-0-0		0-0-0								
4-5-0		0-2-0		0-1-0		NON-CONFERENCE		0-0-0		0-2-0		4-0-0								
1-1-0		0-0-0		0-0-0		HOME		0-0-0		0-1-0		1-0-0								
3-4-0		0-2-0		0-0-		AWAY		0-0-0		0-1-0		3-0-0								
0-0-0		0-0-0		0-0-0		NEUTRAL		0-0-0		0-0-0		0-0-0								
5-0-2		0-0-0		0-0-0		CONFERENCE		0-0-0		1-0-1		4-0-1								
3-0-0		0-0-0		0-0-0		HOME		0-0-0		0-0-0		3-0-0								
2-0-2		0-0-0		0-0-0		AWAY		0-0-0		1-0-1		1-0-1								
0-0-0		0-0-0		0-0-0		NEUTRAL		0-0-0		0-0-0		0-0-0								
RPI S	Opponent		Score		RPI S	Opponent		Score		RPI S	Opponent		Score		RPI S	Opponent		Score		
16 A	Washington St.		0	2	42 A	Texas		0	2					118 A	Wyoming		0	1		
25 A	Missouri		3	4										137 A	Portland St.		1	0		
														146 A	Northern Ariz.		0	0		
														150 H	Hawaii		1	2		
														166 A	Gonzaga		2	0		
														210 A	Southern Utah		2	2		
														223 A	Air Force		1	0		
														225 H	Idaho St.		3	1		
														237 A	Houston Baptist		3	1		
														253 H	Idaho		1	0		
														263 H	Weber St.		1	0		
														274 H	Colorado St.		2	0		
														297 A	Sacramento St.		2	1		
				LAST 10 GAMES																
				210 A	Southern Utah		2	2	225 H	Idaho St.		3	1							
				146 A	Northern Ariz.		0	0	263 H	Weber St.		1	0							
				253 H	Idaho		1	0	150 H	Hawaii		1	2							
				137 A	Portland St.		1	0	274 H	Colorado St.		2	0							
				297 A	Sacramento St.		2	1	25 A	Missouri		3	4							

Non-Div. I Games:

Montana



Average RPI Win:	215	WON-LOST RECORD	WINNING PCT. RANK	LAST 10 GAMES	STRENGTH OF SCHEDULE	OPP. STRENGTH OF SCHEDULE	TEAM RPI	ADJ RPI	CONF. RPI	ADJ CONF. RPI				
DIV. I ONLY	9-4-2	.66667	63	6-3-1	207	167	113	.52924	113	16	15			
DIV. I NON-CONF.	4-1-2	.71429	56	1-0-1	146	205	76	.55682	76	15	15			
<hr/>														
TOTALS	RPI 1-25	RPI 26-50		W-L RECORDS	RPI 51-100		RPI 101-150		RPI 150+					
9-4-2	0-0-0	0-0-0		OVERALL	0-0-1		2-2-0		7-2-1					
6-1-1	0-0-0	0-0-0		HOME	0-0-0		1-0-0		5-1-1					
2-3-1	0-0-0	0-0-0		AWAY	0-0-1		1-2-0		1-1-0					
1-0-0	0-0-0	0-0-0		NEUTRAL	0-0-0		0-0-0		1-0-0					
<hr/>														
4-1-2	0-0-0	0-0-0		NON-CONFERENCE	0-0-1		0-1-0		4-0-1					
2-0-1	0-0-0	0-0-0		HOME	0-0-0		0-0-0		2-0-1					
1-1-1	0-0-0	0-0-		AWAY	0-0-1		0-1-0		1-0-0					
1-0-0	0-0-0	0-0-0		NEUTRAL	0-0-0		0-0-0		1-0-0					
<hr/>														
5-3-0	0-0-0	0-0-0		CONFERENCE	0-0-0		2-1-0		3-2-0					
4-1-0	0-0-0	0-0-0		HOME	0-0-0		1-0-0		3-1-0					
1-2-0	0-0-0	0-0-0		AWAY	0-0-0		1-1-0		0-1-0					
0-0-0	0-0-0	0-0-0		NEUTRAL	0-0-0		0-0-0		0-0-0					
<hr/>														
RPI S	Opponent	Score	RPI S	Opponent	Score	RPI S	Opponent	Score	RPI S	Opponent	Score			
						66 A	Navy	1 1	102 A	Eastern Mich.	1 2			
						108 A	Purdue	0 2						
						136 H	Western Mich.	1 0						
						148 A	Kent St.	1 0						
						177 H	Morehead St.	2 2						
						181 H	Toledo	0 3						
						186 N	Delaware	1 0						
						189 H	Jacksonville St.	3 1						
						222 H	Central Mich.	2 0						
						236 A	Ohio	0 1						
						243 H	Northern Ill.	1 0						
						249 A	Green Bay	2 0						
						254 H	Bowling Green	5 0						
						305 H	IPFW	3 0						
						<hr/>								
			LAST 10 GAMES											
			243 H Northern Ill.			1 0			222 H Central Mich.			2 0		
			136 H Western Mich.			1 0			102 A Eastern Mich.			1 2		
			148 A Kent St.			1 0			254 H Bowling Green			5 0		
			236 A Ohio			0 1			189 H Jacksonville St.			3 1		
			181 H Toledo			0 3			66 A Navy			1 1		

Non-Div. I Games:

Ball St.

Average RPI Win: 181		WON-LOST RECORD		WINNING PCT. RANK		LAST 10 GAMES		STRENGTH OF SCHEDULE		OPP. STRENGTH OF SCHEDULE		TEAM RPI		ADJ RPI		CONF. RPI		ADJ CONF. RPI	
DIV. I ONLY		5-10-2		.35294 257		1-8-1		32		50		119		.52681 114		3		3	
DIV. I NON-CONF.		4-4-1		.5 153		0-2-0		39		133		87		.55077 83		1		2	
TOTALS		RPI 1-25		RPI 26-50		W-L RECORDS		RPI 51-100		RPI 101-150		RPI 150+							
5-10-2		0-3-0		1-2-1		OVERALL		0-5-1		1-0-0		3-0-0							
3-3-2		0-1-0		0-0-1		HOME		0-2-1		1-0-0		2-0-0							
2-7-0		0-2-0		1-2-0		AWAY		0-3-0		0-0-0		1-0-0							
0-0-0		0-0-0		0-0-0		NEUTRAL		0-0-0		0-0-0		0-0-0							
4-4-1		0-0-0		1-1-0		NON-CONFERENCE		0-3-1		1-0-0		2-0-0							
3-1-1		0-0-0		0-0-0		HOME		0-1-1		1-0-0		2-0-0							
1-3-0		0-0-0		1-0-		AWAY		0-2-0		0-0-0		0-0-0							
0-0-0		0-0-0		0-0-0		NEUTRAL		0-0-0		0-0-0		0-0-0							
1-6-1		0-3-0		0-1-1		CONFERENCE		0-2-0		0-0-0		1-0-0							
0-2-1		0-1-0		0-0-1		HOME		0-1-0		0-0-0		0-0-0							
1-4-0		0-2-0		0-1-0		AWAY		0-1-0		0-0-0		1-0-0							
0-0-0		0-0-0		0-0-0		NEUTRAL		0-0-0		0-0-0		0-0-0							
RPI	S	Opponent		Score		RPI	S	Opponent		Score		RPI	S	Opponent		Score			
5	H	Texas A&M		1 4		28	A	Georgia		0 2		51	H	Alabama		2 3			
10	A	South Carolina		0 1		35	H	Arkansas		3 3		63	A	Duke		0 1			
25	A	Missouri		1 3		38	A	BYU		4 3		64	A	Tennessee		1 2			
						49	A	TCU		0 2		72	H	Stephen F. Austin		0 0			
												75	H	Rice		0 1			
												94	A	Marquette		1 2			
LAST 10 GAMES																			
28	A	Georgia		0 2		35	H	Arkansas		3 3									
64	A	Tennessee		1 2		5	H	Texas A&M		1 4									
51	H	Alabama		2 3		94	A	Marquette		1 2									
10	A	South Carolina		0 1		25	A	Missouri		1 3									
219	A	Mississippi St.		2 0		63	A	Duke		0 1									

Non-Div. I Games:

LSU

Average RPI Win:	203	WON-LOST RECORD	WINNING PCT. RANK	LAST 10 GAMES	STRENGTH OF SCHEDULE	OPP. STRENGTH OF SCHEDULE	TEAM RPI	ADJ RPI	CONF. RPI	ADJ CONF. RPI	
DIV. I ONLY	10-5-2	.64706	80	6-3-1	205	153	115	.5267	115	28	28
DIV. I NON-CONF.	5-3-2	.6	114	1-1-1	57	162	71	.56297	71	26	26
<hr/>											
TOTALS	RPI 1-25	RPI 26-50		W-L RECORDS		RPI 51-100		RPI 101-150		RPI 150+	
10-5-2	0-0-0	0-1-0		OVERALL		2-0-0		1-2-1		7-2-1	
6-1-2	0-0-0	0-0-0		HOME		2-0-0		1-0-1		3-1-1	
4-3-0	0-0-0	0-1-0		AWAY		0-0-0		0-2-0		4-0-0	
0-1-0	0-0-0	0-0-0		NEUTRAL		0-0-0		0-0-0		0-1-0	
<hr/>											
5-3-2	0-0-0	0-1-0		NON-CONFERENCE		2-0-0		1-1-1		2-1-1	
5-0-2	0-0-0	0-0-0		HOME		2-0-0		1-0-1		2-0-1	
0-2-0	0-0-0	0-0-		AWAY		0-0-0		0-1-0		0-0-0	
0-1-0	0-0-0	0-0-0		NEUTRAL		0-0-0		0-0-0		0-1-0	
<hr/>											
5-2-0	0-0-0	0-0-0		CONFERENCE		0-0-0		0-1-0		5-1-0	
1-1-0	0-0-0	0-0-0		HOME		0-0-0		0-0-0		1-1-0	
4-1-0	0-0-0	0-0-0		AWAY		0-0-0		0-1-0		4-0-0	
0-0-0	0-0-0	0-0-0		NEUTRAL		0-0-0		0-0-0		0-0-0	
<hr/>											
RPI	S	Opponent	Score	RPI	S	Opponent	Score	RPI	S	Opponent	Score
				39	A	Utah	0 4	78	H	Baylor	2 1
								99	H	UTEP	2 0
								118	H	Wyoming	3 0
								137	A	Portland St.	0 1
								138	A	Seattle	1 2
								140	H	UC Riverside	1 1
								159	H	UNLV	1 0
								183	H	Boise St.	1 1
								210	H	Southern Utah	2 0
								211	A	Grand Canyon	2 0
								211	H	Grand Canyon	0 2
								232	N	Drake	0 1
								276	A	Tex.-Pan American	5 0
								287	A	Bakersfield	2 1
								287	H	Bakersfield	2 1
								302	A	New Mexico St.	1 0
<hr/>											
LAST 10 GAMES											
				302	A	New Mexico St.	1 0	287	A	Bakersfield	2 1
				276	A	Tex.-Pan American	5 0	138	A	Seattle	1 2
				211	H	Grand Canyon	0 2	39	A	Utah	0 4
				287	H	Bakersfield	2 1	140	H	UC Riverside	1 1
				211	A	Grand Canyon	2 0	159	H	UNLV	1 0

Non-Div. I Games:

Utah Valley

Average RPI Win:		205	WON-LOST RECORD		WINNING PCT. RANK		LAST 10 GAMES		STRENGTH OF SCHEDULE		OPP. STRENGTH OF SCHEDULE		TEAM RPI		ADJ RPI		CONF. RPI		ADJ CONF. RPI				
DIV. I ONLY			6-5-4		.53333 145		4-3-3		127		93		117		.52514 116		12 12						
DIV. I NON-CONF.			3-3-2		.5 153		1-1-1		114		111		128		.51922 129		14 14						
TOTALS		RPI 1-25		RPI 26-50				W-L RECORDS				RPI 51-100				RPI 101-150				RPI 150+			
6-5-4		0-1-0		0-0-0				OVERALL				1-2-2				0-2-2				5-0-0			
3-3-3		0-0-0		0-0-0				HOME				0-1-2				0-2-1				3-0-0			
3-2-1		0-1-0		0-0-0				AWAY				1-1-0				0-0-1				2-0-0			
0-0-0		0-0-0		0-0-0				NEUTRAL				0-0-0				0-0-0				0-0-0			
3-3-2		0-1-0		0-0-0				NON-CONFERENCE				0-1-1				0-1-1				3-0-0			
1-1-2		0-0-0		0-0-0				HOME				0-0-1				0-1-1				1-0-0			
2-2-0		0-1-0		0-0-				AWAY				0-1-0				0-0-0				2-0-0			
0-0-0		0-0-0		0-0-0				NEUTRAL				0-0-0				0-0-0				0-0-0			
3-2-2		0-0-0		0-0-0				CONFERENCE				1-1-1				0-1-1				2-0-0			
2-2-1		0-0-0		0-0-0				HOME				0-1-1				0-1-0				2-0-0			
1-0-1		0-0-0		0-0-0				AWAY				1-0-0				0-0-1				0-0-0			
0-0-0		0-0-0		0-0-0				NEUTRAL				0-0-0				0-0-0				0-0-0			
RPI	S	Opponent		Score		RPI	S	Opponent		Score		RPI	S	Opponent		Score		RPI	S	Opponent		Score	
9	A	Virginia		0	3							58	A	Miami (OH)		1	2	101	H	Cincinnati		1	1
												80	H	VCU		3	3	108	H	Purdue		1	2
												83	H	Western Ky.		0	1	131	H	Middle Tenn.		0	1
												96	A	Charlotte		2	1	133	A	Old Dominion		1	1
												99	H	UTEP		0	0	161	H	Appalachian St.		2	1
																		180	H	UTSA		1	0
																		193	H	UAB		2	1
																		292	A	Eastern Ky.		3	1
																		310	A	Eastern Ill.		3	0
LAST 10 GAMES																							
						131	H	Middle Tenn.		0	1	96	A	Charlotte		2	1						
						193	H	UAB		2	1	83	H	Western Ky.		0	1						
						99	H	UTEP		0	0	58	A	Miami (OH)		1	2						
						180	H	UTSA		1	0	292	A	Eastern Ky.		3	1						
						133	A	Old Dominion		1	1	101	H	Cincinnati		1	1						

Non-Div. I Games:

Marshall

Average RPI Win:	260	WON-LOST	WINNING	LAST 10	STRENGTH OF	OPP. STRENGTH	TEAM	ADJ	CONF.	ADJ CONF.				
Average RPI Loss:	132	RECORD	PCT. RANK	GAMES	SCHEDULE	OF SCHEDULE	RPI	RPI	RPI	RPI				
DIV. I ONLY	8-3-4	.66667	63	6-2-2	173	297	116	.52502	117	19	19			
DIV. I NON-CONF.	4-2-3	.61111	107	2-1-1	156	316	137	.5151	137	19	19			
<hr/>														
TOTALS	RPI 1-25	RPI 26-50		W-L RECORDS		RPI 51-100		RPI 101-150		RPI 150+				
8-3-4	0-0-0	0-0-0		OVERALL		0-1-0		0-1-0		8-1-4				
4-2-1	0-0-0	0-0-0		HOME		0-0-0		0-1-0		4-1-1				
4-1-3	0-0-0	0-0-0		AWAY		0-1-0		0-0-0		4-0-3				
0-0-0	0-0-0	0-0-0		NEUTRAL		0-0-0		0-0-0		0-0-0				
<hr/>														
4-2-3	0-0-0	0-0-0		NON-CONFERENCE		0-1-0		0-0-0		4-1-3				
1-1-1	0-0-0	0-0-0		HOME		0-0-0		0-0-0		1-1-1				
3-1-2	0-0-0	0-0-		AWAY		0-1-0		0-0-0		3-0-2				
0-0-0	0-0-0	0-0-0		NEUTRAL		0-0-0		0-0-0		0-0-0				
<hr/>														
4-1-1	0-0-0	0-0-0		CONFERENCE		0-0-0		0-1-0		4-0-1				
3-1-0	0-0-0	0-0-0		HOME		0-0-0		0-1-0		3-0-0				
1-0-1	0-0-0	0-0-0		AWAY		0-0-0		0-0-0		1-0-1				
0-0-0	0-0-0	0-0-0		NEUTRAL		0-0-0		0-0-0		0-0-0				
<hr/>														
RPI S	Opponent	Score	RPI S	Opponent	Score	RPI S	Opponent	Score	RPI S	Opponent	Score			
						88 A	Fairfield	1 3	135 H	UMBC	0 1			
						154 A	Central Conn. St.	0 0						
						173 H	Fairleigh Dickinson	3 4						
						212 A	New Hampshire	1 0						
						227 A	Maine	0 0						
						228 H	Albany (NY)	1 0						
						233 A	Sacred Heart	2 1						
						238 H	Wagner	2 2						
						239 A	Siena	0 0						
						257 H	UMass Lowell	5 1						
						259 H	Binghamton	1 0						
						286 H	Iona	5 1						
						289 A	Bryant	1 0						
						313 A	NJIT	1 0						
						<hr/>								
			LAST 10 GAMES											
			135 H UMBC			0 1			228 H Albany (NY)			1 0		
			227 A Maine			0 0			173 H Fairleigh Dickinson			3 4		
			212 A New Hampshire			1 0			233 A Sacred Heart			2 1		
			259 H Binghamton			1 0			286 H Iona			5 1		
			257 H UMass Lowell			5 1			238 H Wagner			2 2		

Non-Div. I Games:

Hartford

Average RPI Win: 198		WON-LOST	WINNING	LAST 10	STRENGTH OF		OPP. STRENGTH	TEAM	ADJ	CONF.	ADJ CONF.
Average RPI Loss: 153		RECORD	PCT. RANK	GAMES	SCHEDULE		OF SCHEDULE	RPI	RPI	RPI	RPI
DIV. I ONLY		9-6-1	.59375	100	7-2-1		136	195	114	.52462	118
DIV. I NON-CONF.		2-5-1	.3125	267	0-1-1		76	226	210	.4738	211
TOTALS		RPI 1-25	RPI 26-50		W-L RECORDS		RPI 51-100		RPI 101-150		RPI 150+
9-6-1	0-1-0	0-0-0		OVERALL		1-0-0		1-2-0		7-3-1	
5-0-0	0-0-0	0-0-0		HOME		1-0-0		1-0-0		3-0-0	
4-6-1	0-1-0	0-0-0		AWAY		0-0-0		0-2-0		4-3-1	
0-0-0	0-0-0	0-0-0		NEUTRAL		0-0-0		0-0-0		0-0-0	
2-5-1	0-1-0	0-0-0		NON-CONFERENCE		0-0-0		1-1-0		1-3-1	
1-0-0	0-0-0	0-0-0		HOME		0-0-0		1-0-0		0-0-0	
1-5-1	0-1-0	0-0-		AWAY		0-0-0		0-1-0		1-3-1	
0-0-0	0-0-0	0-0-0		NEUTRAL		0-0-0		0-0-0		0-0-0	
7-1-0	0-0-0	0-0-0		CONFERENCE		1-0-0		0-1-0		6-0-0	
4-0-0	0-0-0	0-0-0		HOME		1-0-0		0-0-0		3-0-0	
3-1-0	0-0-0	0-0-0		AWAY		0-0-0		0-1-0		3-0-0	
0-0-0	0-0-0	0-0-0		NEUTRAL		0-0-0		0-0-0		0-0-0	
RPI S	Opponent	Score		RPI S	Opponent	Score		RPI S	Opponent	Score	
14 A	Kansas	1	3					86 H	Colorado Col.	3	2
								112 H	Montana	1	0
								115 A	Utah Valley	0	3
								123 A	Utah St.	0	2
								159 H	UNLV	3	0
								177 A	Morehead St.	1	2
								183 A	Boise St.	1	0
								205 A	Northern Colo.	0	0
								223 H	Air Force	5	2
								225 A	Idaho St.	2	3
								241 A	South Dakota	2	1
								250 A	San Jose St.	2	0
								255 H	Nevada	4	0
								263 A	Weber St.	1	2
								272 A	Fresno St.	2	0
LAST 10 GAMES											
	250 A	San Jose St.	2	0		123 A	Utah St.	0	2		
	272 A	Fresno St.	2	0		159 H	UNLV	3	0		
	223 H	Air Force	5	2		255 H	Nevada	4	0		
	86 H	Colorado Col.	3	2		205 A	Northern Colo.	0	0		
	183 A	Boise St.	1	0		177 A	Morehead St.	1	2		

Non-Div. I Games:

Wyoming

Average RPI Win: 210		WON-LOST	WINNING	LAST 10	STRENGTH OF		OPP. STRENGTH	TEAM	ADJ	CONF.	ADJ CONF.				
Average RPI Loss: 67		RECORD	PCT. RANK	GAMES	SCHEDULE		OF SCHEDULE	RPI	RPI	RPI	RPI				
DIV. I ONLY		7-8-1	.46875	184	5-5-0		90	71	120	.52405	119	13	13		
DIV. I NON-CONF.		4-6-1	.40909	217	2-3-0		65	38	127	.52292	127	13	13		
TOTALS		RPI 1-25	RPI 26-50		W-L RECORDS		RPI 51-100		RPI 101-150		RPI 150+				
7-8-1		0-3-0	0-1-0		OVERALL		0-1-1		0-2-0		7-1-0				
6-1-0		0-1-0	0-0-0		HOME		0-0-0		0-0-0		6-0-0				
1-6-1		0-2-0	0-1-0		AWAY		0-1-1		0-2-0		1-0-0				
0-1-0		0-0-0	0-0-0		NEUTRAL		0-0-0		0-0-0		0-1-0				
4-6-1		0-2-0	0-1-0		NON-CONFERENCE		0-1-1		0-1-0		4-1-0				
4-0-0		0-0-0	0-0-0		HOME		0-0-0		0-0-0		4-0-0				
0-5-1		0-2-0	0-0-		AWAY		0-1-1		0-1-0		0-0-0				
0-1-0		0-0-0	0-0-0		NEUTRAL		0-0-0		0-0-0		0-1-0				
3-2-0		0-1-0	0-0-0		CONFERENCE		0-0-0		0-1-0		3-0-0				
2-1-0		0-1-0	0-0-0		HOME		0-0-0		0-0-0		2-0-0				
1-1-0		0-0-0	0-0-0		AWAY		0-0-0		0-1-0		1-0-0				
0-0-0		0-0-0	0-0-0		NEUTRAL		0-0-0		0-0-0		0-0-0				
RPI S	Opponent	Score		RPI S	Opponent	Score		RPI S	Opponent	Score		RPI S	Opponent	Score	
2 A	Stanford	0	8	29 A	Oklahoma St.	0	2	57 A	Santa Clara	0	1	110 A	Ohio St.	2	4
5 A	Texas A&M	3	4					75 A	Rice	2	2	144 A	Saint Joseph's	1	3
21 H	La Salle	0	1									164 N	Indiana	1	2
												179 H	UC Santa Barbara	2	0
												181 H	Toledo	2	0
												203 H	Murray St.	5	1
												209 H	Fordham	2	0
												220 H	Saint Louis	3	2
												236 H	Ohio	4	0
												244 A	George Mason	3	2
LAST 10 GAMES															
	209 H	Fordham	2	0		29 A	Oklahoma St.	0	2						
	21 H	La Salle	0	1		181 H	Toledo	2	0						
	244 A	George Mason	3	2		236 H	Ohio	4	0						
	144 A	Saint Joseph's	1	3		2 A	Stanford	0	8						
	220 H	Saint Louis	3	2		57 A	Santa Clara	0	1						

Non-Div. I Games:

Dayton

Average RPI Win:		206	WON-LOST RECORD		WINNING PCT. RANK	LAST 10 GAMES		STRENGTH OF SCHEDULE		OPP. STRENGTH OF SCHEDULE	TEAM RPI	ADJ RPI	CONF. RPI	ADJ CONF. RPI			
Average RPI Loss:		75															
DIV. I ONLY			8-6-3	.55882	131	6-2-2			121	191	118	.52393	120	20	20		
DIV. I NON-CONF.			4-4-2	.5	153	2-0-1			52	108	91	.54366	95	21	21		
TOTALS		RPI 1-25		RPI 26-50		W-L RECORDS		RPI 51-100		RPI 101-150		RPI 150+					
8-6-3		0-1-0		0-1-0		OVERALL		1-3-0		2-1-1		5-0-2					
4-3-1		0-0-0		0-0-0		HOME		0-3-0		2-0-0		2-0-1					
4-3-1		0-1-0		0-1-0		AWAY		1-0-0		0-1-1		3-0-0					
0-0-1		0-0-0		0-0-0		NEUTRAL		0-0-0		0-0-0		0-0-1					
4-4-2		0-1-0		0-1-0		NON-CONFERENCE		1-2-0		2-0-0		1-0-2					
3-2-1		0-0-0		0-0-0		HOME		0-2-0		2-0-0		1-0-1					
1-2-0		0-1-0		0-0-		AWAY		1-0-0		0-0-0		0-0-0					
0-0-1		0-0-0		0-0-0		NEUTRAL		0-0-0		0-0-0		0-0-1					
4-2-1		0-0-0		0-0-0		CONFERENCE		0-1-0		0-1-1		4-0-0					
1-1-0		0-0-0		0-0-0		HOME		0-1-0		0-0-0		1-0-0					
3-1-1		0-0-0		0-0-0		AWAY		0-0-0		0-1-1		3-0-0					
0-0-0		0-0-0		0-0-0		NEUTRAL		0-0-0		0-0-0		0-0-0					
RPI	S	Opponent		Score		RPI	S	Opponent		Score		RPI	S	Opponent		Score	
8	A	West Virginia		0	2	28	A	Georgia		0	3	82	H	East Carolina		0	1
												89	A	Liberty		1	0
												96	H	Charlotte		0	1
												97	H	Samford		0	1
												103	H	James Madison		1	0
												126	A	Mercer		1	1
												129	H	Army		2	1
												141	A	East Tenn. St.		1	3
												155	H	High Point		3	0
												218	A	Western Caro.		1	0
												221	H	North Carolina St.		2	2
												281	N	Indiana St.		2	2
												306	A	Citadel		4	1
												318	A	VMI		4	1
												327	H	Chattanooga		9	0
LAST 10 GAMES																	
						141	A	East Tenn. St.		1	3	306	A	Citadel		4	1
						218	A	Western Caro.		1	0	126	A	Mercer		1	1
						97	H	Samford		0	1	103	H	James Madison		1	0
						327	H	Chattanooga		9	0	155	H	High Point		3	0
						318	A	VMI		4	1	221	H	North Carolina St.		2	2

Non-Div. I Games:

UNC Greensboro



Average RPI Win:	150	WON-LOST	WINNING	LAST 10	STRENGTH OF	OPP. STRENGTH	TEAM	ADJ	CONF.	ADJ CONF.				
Average RPI Loss:	103	RECORD	PCT. RANK	GAMES	SCHEDULE	OF SCHEDULE	RPI	RPI	RPI	RPI				
DIV. I ONLY	4-4-4	.5	162	4-2-4	102	117	121	.52285	121	9	9			
DIV. I NON-CONF.	3-4-1	.4375	207	3-2-1	110	99	153	.50828	153	10	10			
<hr/>														
TOTALS	RPI 1-25	RPI 26-50		W-L RECORDS		RPI 51-100		RPI 101-150		RPI 150+				
4-4-4	0-1-0	0-1-0		OVERALL		2-0-1		0-1-1		2-1-2				
3-0-3	0-0-0	0-0-0		HOME		2-0-0		0-0-1		1-0-2				
1-3-1	0-1-0	0-1-0		AWAY		0-0-1		0-0-0		1-1-0				
0-1-0	0-0-0	0-0-0		NEUTRAL		0-0-0		0-1-0		0-0-0				
<hr/>														
3-4-1	0-1-0	0-1-0		NON-CONFERENCE		2-0-0		0-1-0		1-1-1				
2-0-1	0-0-0	0-0-0		HOME		2-0-0		0-0-0		0-0-1				
1-3-0	0-1-0	0-0-		AWAY		0-0-0		0-0-0		1-1-0				
0-1-0	0-0-0	0-0-0		NEUTRAL		0-0-0		0-1-0		0-0-0				
<hr/>														
1-0-3	0-0-0	0-0-0		CONFERENCE		0-0-1		0-0-1		1-0-1				
1-0-2	0-0-0	0-0-0		HOME		0-0-0		0-0-1		1-0-1				
0-0-1	0-0-0	0-0-0		AWAY		0-0-1		0-0-0		0-0-0				
0-0-0	0-0-0	0-0-0		NEUTRAL		0-0-0		0-0-0		0-0-0				
<hr/>														
RPI	S	Opponent	Score		RPI	S	Opponent	Score		RPI	S	Opponent	Score	
11	A	Washington	1	3	44	A	Boston U.	0	1	65	H	Northeastern	1	0
										79	A	Princeton	2	2
										95	H	St. John's (NY)	2	0
										122	N	Portland	0	1
										143	H	Yale	0	0
										160	H	Penn	2	0
										201	H	Brown	1	1
										228	H	Albany (NY)	0	0
										233	A	Sacred Heart	0	1
										278	A	Vermont	4	0
										<hr/>				
LAST 10 GAMES														
160 H Penn					2	0	201 H Brown					1	1	
44 A Boston U.					0	1	278 A Vermont					4	0	
143 H Yale					0	0	65 H Northeastern					1	0	
79 A Princeton					2	2	95 H St. John's (NY)					2	0	
233 A Sacred Heart					0	1	228 H Albany (NY)					0	0	

Non-Div. I Games:

Dartmouth

Average RPI Win: 196		WON-LOST	WINNING	LAST 10	STRENGTH OF		OPP. STRENGTH	TEAM	ADJ	CONF.	ADJ CONF.
Average RPI Loss: 23		RECORD	PCT. RANK	GAMES	SCHEDULE		OF SCHEDULE	RPI	RPI	RPI	RPI
DIV. I ONLY		5-7-2	.42857	213	3-5-2		85	31	122	.52072	122
DIV. I NON-CONF.		3-5-2	.4	220	1-3-2		47	9	106	.53368	107
TOTALS		RPI 1-25	RPI 26-50		W-L RECORDS		RPI 51-100		RPI 101-150		RPI 150+
5-7-2		0-4-0	0-3-0		OVERALL		0-0-0		1-0-1		4-0-1
3-3-0		0-2-0	0-1-0		HOME		0-0-0		0-0-0		3-0-0
1-3-2		0-1-0	0-2-0		AWAY		0-0-0		0-0-1		1-0-1
1-1-0		0-1-0	0-0-0		NEUTRAL		0-0-0		1-0-0		0-0-0
3-5-2		0-4-0	0-1-0		NON-CONFERENCE		0-0-0		1-0-1		2-0-1
1-3-0		0-2-0	0-1-0		HOME		0-0-0		0-0-0		1-0-0
1-1-2		0-1-0	0-0-		AWAY		0-0-0		0-0-1		1-0-1
1-1-0		0-1-0	0-0-0		NEUTRAL		0-0-0		1-0-0		0-0-0
2-2-0		0-0-0	0-2-0		CONFERENCE		0-0-0		0-0-0		2-0-0
2-0-0		0-0-0	0-0-0		HOME		0-0-0		0-0-0		2-0-0
0-2-0		0-0-0	0-2-0		AWAY		0-0-0		0-0-0		0-0-0
0-0-0		0-0-0	0-0-0		NEUTRAL		0-0-0		0-0-0		0-0-0
RPI S	Opponent	Score		RPI S	Opponent	Score		RPI S	Opponent	Score	
2 H	Stanford	0	1	38 A	BYU	0	3	121 N	Dartmouth	1	0
6 A	Florida St.	0	1	47 A	San Diego	0	3	138 A	Seattle	1	1
11 H	Washington	2	3	47 H	San Diego St.	1	2	165 H	Miami (FL)	2	1
13 N	Wisconsin	0	3					178 H	St. Mary's (CA)	2	1
								221 A	North Carolina St.	2	1
								229 A	Oregon St.	0	0
								296 H	Pacific	3	0
LAST 10 GAMES											
47 A	San Diego	0	3	138 A	Seattle	1	1				
38 A	BYU	0	3	229 A	Oregon St.	0	0				
178 H	St. Mary's (CA)	2	1	47 H	San Diego St.	1	2				
296 H	Pacific	3	0	165 H	Miami (FL)	2	1				
11 H	Washington	2	3	13 N	Wisconsin	0	3				

Non-Div. I Games:

Portland

Average RPI Win:	222	WON-LOST	WINNING	LAST 10	STRENGTH OF	OPP. STRENGTH	TEAM	ADJ	CONF.	ADJ CONF.	
Average RPI Loss:	107	RECORD	PCT. RANK	GAMES	SCHEDULE	OF SCHEDULE	RPI	RPI	RPI	RPI	
DIV. I ONLY	9-5-2	.625	89	6-3-1	204	139	123	.52056	123	17	17
DIV. I NON-CONF.	4-3-1	.5625	132	1-1-0	233	98	173	.49855	175	16	16
<hr/>											
TOTALS	RPI 1-25	RPI 26-50		W-L RECORDS	RPI 51-100		RPI 101-150		RPI 150+		
9-5-2	0-0-0	0-3-0		OVERALL	0-0-1		2-0-0		7-2-1		
7-1-0	0-0-0	0-1-0		HOME	0-0-0		2-0-0		5-0-0		
2-4-2	0-0-0	0-2-0		AWAY	0-0-1		0-0-0		2-2-1		
0-0-0	0-0-0	0-0-0		NEUTRAL	0-0-0		0-0-0		0-0-0		
<hr/>											
4-3-1	0-0-0	0-2-0		NON-CONFERENCE	0-0-0		1-0-0		3-1-1		
3-1-0	0-0-0	0-1-0		HOME	0-0-0		1-0-0		2-0-0		
1-2-1	0-0-0	0-0-		AWAY	0-0-0		0-0-0		1-1-1		
0-0-0	0-0-0	0-0-0		NEUTRAL	0-0-0		0-0-0		0-0-0		
<hr/>											
5-2-1	0-0-0	0-1-0		CONFERENCE	0-0-1		1-0-0		4-1-0		
4-0-0	0-0-0	0-0-0		HOME	0-0-0		1-0-0		3-0-0		
1-2-1	0-0-0	0-1-0		AWAY	0-0-1		0-0-0		1-1-0		
0-0-0	0-0-0	0-0-0		NEUTRAL	0-0-0		0-0-0		0-0-0		
<hr/>											
RPI S	Opponent	Score	RPI S	Opponent	Score	RPI S	Opponent	Score	RPI S	Opponent	Score
			35 A	Arkansas	1 3	86 A	Colorado Col.	1 1	118 H	Wyoming	2 0
			39 H	Utah	0 3				140 H	UC Riverside	1 0
			47 A	San Diego St.	1 2				190 A	Missouri St.	0 2
									204 A	Houston	1 1
									206 A	New Mexico	2 0
									215 A	Sam Houston St.	3 0
									223 A	Air Force	0 1
									225 H	Idaho St.	4 2
									250 H	San Jose St.	1 0
									272 H	Fresno St.	2 1
									274 H	Colorado St.	1 0
									294 H	Omaha	3 0
<hr/>											
LAST 10 GAMES											
			206 A	New Mexico	2 0	118 H	Wyoming	2 0			
			47 A	San Diego St.	1 2	223 A	Air Force	0 1			
			272 H	Fresno St.	2 1	86 A	Colorado Col.	1 1			
			250 H	San Jose St.	1 0	140 H	UC Riverside	1 0			
			274 H	Colorado St.	1 0	39 H	Utah	0 3			

Non-Div. I Games:

Utah St.

Average RPI Win:		142	WON-LOST RECORD		WINNING PCT. RANK	LAST 10 GAMES	STRENGTH OF SCHEDULE		OPP. STRENGTH OF SCHEDULE	TEAM RPI	ADJ RPI	CONF. RPI	ADJ CONF. RPI				
Average RPI Loss:		96															
DIV. I ONLY			5-7-3		.43333	207	4-3-3		82	69	130	.52	124	14	14		
DIV. I NON-CONF.			4-5-2		.45455	189	3-1-2		80	29	115	.53196	110	12	12		
TOTALS		RPI 1-25		RPI 26-50		W-L RECORDS		RPI 51-100		RPI 101-150		RPI 150+					
5-7-3		0-1-0		2-1-0		OVERALL		0-1-2		0-3-0		3-1-1					
5-2-2		0-0-0		2-0-0		HOME		0-0-1		0-2-0		3-0-1					
0-4-1		0-1-0		0-1-0		AWAY		0-1-1		0-1-0		0-0-0					
0-1-0		0-0-0		0-0-0		NEUTRAL		0-0-0		0-0-0		0-1-0					
4-5-2		0-1-0		2-1-0		NON-CONFERENCE		0-1-1		0-1-0		2-1-1					
4-1-2		0-0-0		2-0-0		HOME		0-0-1		0-1-0		2-0-1					
0-3-0		0-1-0		0-0-		AWAY		0-1-0		0-0-0		0-0-0					
0-1-0		0-0-0		0-0-0		NEUTRAL		0-0-0		0-0-0		0-1-0					
1-2-1		0-0-0		0-0-0		CONFERENCE		0-0-1		0-2-0		1-0-0					
1-1-0		0-0-0		0-0-0		HOME		0-0-0		0-1-0		1-0-0					
0-1-1		0-0-0		0-0-0		AWAY		0-0-1		0-1-0		0-0-0					
0-0-0		0-0-0		0-0-0		NEUTRAL		0-0-0		0-0-0		0-0-0					
RPI	S	Opponent		Score		RPI	S	Opponent		Score		RPI	S	Opponent		Score	
1	A	UCLA		0	3	33	A	Auburn		0	3	52	H	Southern California		1	1
						45	H	Oklahoma		2	1	57	A	Santa Clara		0	2
						47	H	San Diego		2	1	90	A	Long Beach St.		1	1
														134 H Loyola Marymount		1	2
														140 A UC Riverside		0	1
														142 H Cal Poly		1	2
														164 N Indiana		1	2
														166 H Gonzaga		3	0
														179 H UC Santa Barbara		2	1
														183 H Boise St.		1	1
														272 H Fresno St.		3	0
LAST 10 GAMES																	
						179	H	UC Santa Barbara		2	1	183	H	Boise St.		1	1
						142	H	Cal Poly		1	2	45	H	Oklahoma		2	1
						90	A	Long Beach St.		1	1	52	H	Southern California		1	1
						140	A	UC Riverside		0	1	47	H	San Diego		2	1
						134	H	Loyola Marymount		1	2	166	H	Gonzaga		3	0

Non-Div. I Games:

UC Irvine

Average RPI Win:	225	WON-LOST RECORD	WINNING PCT. RANK	LAST 10 GAMES	STRENGTH OF SCHEDULE	OPP. STRENGTH OF SCHEDULE	TEAM RPI	ADJ RPI	CONF. RPI	ADJ CONF. RPI	
Average RPI Loss:	180										
DIV. I ONLY	11-4-0	.73333	35	8-2-0	273	226	124	.51984	125	25	26
DIV. I NON-CONF.	5-3-0	.625	97	2-1-0	259	180	176	.49742	176	25	25
<hr/>											
TOTALS	RPI 1-25	RPI 26-50		W-L RECORDS	RPI 51-100		RPI 101-150		RPI 150+		
11-4-0	0-0-0	0-0-0		OVERALL	1-1-0		1-0-0		9-3-0		
6-2-0	0-0-0	0-0-0		HOME	0-1-0		1-0-0		5-1-0		
5-2-0	0-0-0	0-0-0		AWAY	1-0-0		0-0-0		4-2-0		
0-0-0	0-0-0	0-0-0		NEUTRAL	0-0-0		0-0-0		0-0-0		
<hr/>											
5-3-0	0-0-0	0-0-0		NON-CONFERENCE	0-1-0		0-0-0		5-2-0		
2-2-0	0-0-0	0-0-0		HOME	0-1-0		0-0-0		2-1-0		
3-1-0	0-0-0	0-0-		AWAY	0-0-0		0-0-0		3-1-0		
0-0-0	0-0-0	0-0-0		NEUTRAL	0-0-0		0-0-0		0-0-0		
<hr/>											
6-1-0	0-0-0	0-0-0		CONFERENCE	1-0-0		1-0-0		4-1-0		
4-0-0	0-0-0	0-0-0		HOME	0-0-0		1-0-0		3-0-0		
2-1-0	0-0-0	0-0-0		AWAY	1-0-0		0-0-0		1-1-0		
0-0-0	0-0-0	0-0-0		NEUTRAL	0-0-0		0-0-0		0-0-0		
<hr/>											
RPI S	Opponent	Score	RPI S	Opponent	Score	RPI S	Opponent	Score	RPI S	Opponent	Score
						61 H	Hofstra	1 4	130 H	Niagara	3 1
						88 A	Fairfield	4 0	153 H	Bucknell	0 2
									173 A	Fairleigh Dickinson	2 0
									176 A	Manhattan	2 1
									186 A	Delaware	2 3
									207 A	Seton Hall	1 0
									231 H	Lafayette	3 0
									239 H	Siena	2 1
									280 H	American	1 0
									312 H	Quinnipiac	1 0
									313 A	NJIT	2 0
									320 A	Canisius	2 3
									326 H	Saint Peter's	8 0
						<hr/>					
			LAST 10 GAMES								
			312 H Quinnipiac 1 0			320 A Canisius 2 3					
			88 A Fairfield 4 0			239 H Siena 2 1					
			176 A Manhattan 2 1			61 H Hofstra 1 4					
			130 H Niagara 3 1			231 H Lafayette 3 0					
			326 H Saint Peter's 8 0			173 A Fairleigh Dickinson 2 0					

Non-Div. I Games:

Monmouth

Average RPI Win: 252		WON-LOST RECORD		WINNING PCT. RANK		LAST 10 GAMES		STRENGTH OF SCHEDULE		OPP. STRENGTH OF SCHEDULE		TEAM RPI		ADJ RPI		CONF. RPI		ADJ CONF. RPI	
DIV. I ONLY		9-4-2		.66667 63		6-1-2		231		200		125		.51934 126		20		20	
DIV. I NON-CONF.		4-4-0		.5 153		1-1-0		281		140		229		.45975 228		21		21	
TOTALS		RPI 1-25		RPI 26-50		W-L RECORDS		RPI 51-100		RPI 101-150		RPI 150+							
9-4-2		0-0-0		0-0-0		OVERALL		0-3-0		1-0-2		8-1-0							
7-0-1		0-0-0		0-0-0		HOME		0-0-0		1-0-1		6-0-0							
2-4-1		0-0-0		0-0-0		AWAY		0-3-0		0-0-1		2-1-0							
0-0-0		0-0-0		0-0-0		NEUTRAL		0-0-0		0-0-0		0-0-0							
4-4-0		0-0-0		0-0-0		NON-CONFERENCE		0-3-0		0-0-0		4-1-0							
4-0-0		0-0-0		0-0-0		HOME		0-0-0		0-0-0		4-0-0							
0-4-0		0-0-0		0-0-		AWAY		0-3-0		0-0-0		0-1-0							
0-0-0		0-0-0		0-0-0		NEUTRAL		0-0-0		0-0-0		0-0-0							
5-0-2		0-0-0		0-0-0		CONFERENCE		0-0-0		1-0-2		4-0-0							
3-0-1		0-0-0		0-0-0		HOME		0-0-0		1-0-1		2-0-0							
2-0-1		0-0-0		0-0-0		AWAY		0-0-0		0-0-1		2-0-0							
0-0-0		0-0-0		0-0-0		NEUTRAL		0-0-0		0-0-0		0-0-0							
RPI S	Opponent	Score		RPI S	Opponent	Score		RPI S	Opponent	Score		RPI S	Opponent	Score					
								77 A	Vanderbilt	0	1	105 A	Furman	0	0				
								83 A	Western Ky.	0	1	120 H	UNC Greensboro	1	1				
								93 A	Ga. Southern	0	2	141 H	East Tenn. St.	2	1				
												197 A	Georgia St.	0	1				
												204 H	Houston	3	2				
												214 A	Wofford	2	0				
												218 H	Western Caro.	1	0				
												262 H	Gardner-Webb	2	1				
												283 H	Presbyterian	2	1				
												306 A	Citadel	3	0				
												318 H	VMI	4	0				
												321 H	Alabama A&M	7	0				
LAST 10 GAMES																			
								306 A	Citadel	3	0	318 H	VMI	4	0				
								218 H	Western Caro.	1	0	120 H	UNC Greensboro	1	1				
								141 H	East Tenn. St.	2	1	197 A	Georgia St.	0	1				
								105 A	Furman	0	0	283 H	Presbyterian	2	1				
								214 A	Wofford	2	0	204 H	Houston	3	2				

Non-Div. I Games: S.C. Aiken 5 0

Mercer

Average RPI Win:		234	WON-LOST RECORD		WINNING PCT. RANK		LAST 10 GAMES		STRENGTH OF SCHEDULE		OPP. STRENGTH OF SCHEDULE		TEAM RPI		ADJ RPI		CONF. RPI		ADJ CONF. RPI	
DIV. I ONLY		9-5-1			.63333	85	6-3-1		218		159		127		.5185		127		23	
DIV. I NON-CONF.		5-3-0			.625	97	2-1-0		147		74		90		.54499		93		23	
TOTALS		RPI 1-25		RPI 26-50		W-L RECORDS		RPI 51-100		RPI 101-150		RPI 150+								
9-5-1		0-1-0		0-1-0		OVERALL		0-1-0		1-0-0		8-2-1								
5-0-1		0-0-0		0-0-0		HOME		0-0-0		1-0-0		4-0-1								
4-5-0		0-1-0		0-1-0		AWAY		0-1-0		0-0-0		4-2-0								
0-0-0		0-0-0		0-0-0		NEUTRAL		0-0-0		0-0-0		0-0-0								
5-3-0		0-1-0		0-1-0		NON-CONFERENCE		0-1-0		1-0-0		4-0-0								
3-0-0		0-0-0		0-0-0		HOME		0-0-0		1-0-0		2-0-0								
2-3-0		0-1-0		0-0-		AWAY		0-1-0		0-0-0		2-0-0								
0-0-0		0-0-0		0-0-0		NEUTRAL		0-0-0		0-0-0		0-0-0								
4-2-1		0-0-0		0-0-0		CONFERENCE		0-0-0		0-0-0		4-2-1								
2-0-1		0-0-0		0-0-0		HOME		0-0-0		0-0-0		2-0-1								
2-2-0		0-0-0		0-0-0		AWAY		0-0-0		0-0-0		2-2-0								
0-0-0		0-0-0		0-0-0		NEUTRAL		0-0-0		0-0-0		0-0-0								
RPI	S	Opponent		Score		RPI	S	Opponent		Score		RPI	S	Opponent		Score				
25	A	Missouri		0	1	29	A	Oklahoma St.		0	1	76	A	Tulsa		0	1			
												139	H	Evansville		1	0			
												177	H	Morehead St.		1	1			
												182	A	Kennesaw St.		1	0			
												188	A	Southeast Mo. St.		2	1			
												189	A	Jacksonville St.		1	2			
												192	A	SIUE		1	2			
												197	A	Georgia St.		2	0			
												220	H	Saint Louis		3	2			
												281	H	Indiana St.		3	0			
												292	H	Eastern Ky.		4	0			
												300	H	Tennessee Tech		5	1			
												310	A	Eastern Ill.		2	1			
LAST 10 GAMES																				
												310	A	Eastern Ill.		2	1			
												177	H	Morehead St.		1	1			
												292	H	Eastern Ky.		4	0			
												192	A	SIUE		1	2			
												188	A	Southeast Mo. St.		2	1			
												300	H	Tennessee Tech		5	1			
												189	A	Jacksonville St.		1	2			
												197	A	Georgia St.		2	0			
												182	A	Kennesaw St.		1	0			
												29	A	Oklahoma St.		0	1			

Non-Div. I Games: Bethel (TN) 6 0

UT Martin

Average RPI Win:	180	WON-LOST	WINNING	LAST 10	STRENGTH OF	OPP. STRENGTH	TEAM	ADJ	CONF.	ADJ CONF.							
Average RPI Loss:	145	RECORD	PCT. RANK	GAMES	SCHEDULE	OF SCHEDULE	RPI	RPI	RPI	RPI							
DIV. I ONLY	6-2-5	.65385	79	5-1-4	217	209	125	.51844	128	9	9						
DIV. I NON-CONF.	4-1-4	.66667	77	3-0-3	236	265	148	.50904	151	10	10						
<hr/>																	
TOTALS	RPI 1-25	RPI 26-50		W-L RECORDS		RPI 51-100		RPI 101-150		RPI 150+							
6-2-5	0-0-0	0-0-0		OVERALL		1-0-0		1-1-0		4-1-5							
4-0-2	0-0-0	0-0-0		HOME		1-0-0		0-0-0		3-0-2							
2-2-3	0-0-0	0-0-0		AWAY		0-0-0		1-1-0		1-1-3							
0-0-0	0-0-0	0-0-0		NEUTRAL		0-0-0		0-0-0		0-0-0							
<hr/>																	
4-1-4	0-0-0	0-0-0		NON-CONFERENCE		0-0-0		1-1-0		3-0-4							
2-0-2	0-0-0	0-0-0		HOME		0-0-0		0-0-0		2-0-2							
2-1-2	0-0-0	0-0-		AWAY		0-0-0		1-1-0		1-0-2							
0-0-0	0-0-0	0-0-0		NEUTRAL		0-0-0		0-0-0		0-0-0							
<hr/>																	
2-1-1	0-0-0	0-0-0		CONFERENCE		1-0-0		0-0-0		1-1-1							
2-0-0	0-0-0	0-0-0		HOME		1-0-0		0-0-0		1-0-0							
0-1-1	0-0-0	0-0-0		AWAY		0-0-0		0-0-0		0-1-1							
0-0-0	0-0-0	0-0-0		NEUTRAL		0-0-0		0-0-0		0-0-0							
<hr/>																	
RPI S	Opponent	Score	RPI S	Opponent	Score	RPI S	Opponent	Score	RPI S	Opponent	Score						
						79 H Princeton	1 0	129 A Army	1 2								
						144 A Saint Joseph's	1 0										
						160 A Penn	0 1										
						168 H Cornell	1 0										
						173 H Fairleigh Dickinson	2 1										
						201 A Brown	2 2										
						207 A Seton Hall	0 0										
						209 A Fordham	2 1										
						228 H Albany (NY)	0 0										
						233 H Sacred Heart	0 0										
						306 H Citadel	2 1										
						313 A NJIT	0 0										
						<hr/>											
									LAST 10 GAMES								
			79 H Princeton			1 0	168 H Cornell			1 0							
			313 A NJIT			0 0	144 A Saint Joseph's			1 0							
			160 A Penn			0 1	228 H Albany (NY)			0 0							
			201 A Brown			2 2	207 A Seton Hall			0 0							
			209 A Fordham			2 1	306 H Citadel			2 1							

Non-Div. I Games:

Columbia



Average RPI Win:	168	WON-LOST	WINNING	LAST 10	STRENGTH OF	OPP. STRENGTH	TEAM	ADJ	CONF.	ADJ CONF.	
Average RPI Loss:	114	RECORD	PCT. RANK	GAMES	SCHEDULE	OF SCHEDULE	RPI	RPI	RPI	RPI	
DIV. I ONLY	6-7-2	.46667	191	4-4-2	84	113	128	.51833	129	10	10
DIV. I NON-CONF.	3-6-0	.33333	251	1-3-0	81	123	195	.48636	194	11	11
<hr/>											
TOTALS	RPI 1-25	RPI 26-50		W-L RECORDS	RPI 51-100		RPI 101-150		RPI 150+		
6-7-2	0-1-0	0-0-1		OVERALL	1-3-0		1-1-0		4-2-1		
5-3-0	0-0-0	0-0-0		HOME	1-2-0		1-0-0		3-1-0		
1-4-2	0-1-0	0-0-1		AWAY	0-1-0		0-1-0		1-1-1		
0-0-0	0-0-0	0-0-0		NEUTRAL	0-0-0		0-0-0		0-0-0		
<hr/>											
3-6-0	0-0-0	0-0-0		NON-CONFERENCE	1-3-0		1-1-0		1-2-0		
3-3-0	0-0-0	0-0-0		HOME	1-2-0		1-0-0		1-1-0		
0-3-0	0-0-0	0-0-		AWAY	0-1-0		0-1-0		0-1-0		
0-0-0	0-0-0	0-0-0		NEUTRAL	0-0-0		0-0-0		0-0-0		
<hr/>											
3-1-2	0-1-0	0-0-1		CONFERENCE	0-0-0		0-0-0		3-0-1		
2-0-0	0-0-0	0-0-0		HOME	0-0-0		0-0-0		2-0-0		
1-1-2	0-1-0	0-0-1		AWAY	0-0-0		0-0-0		1-0-1		
0-0-0	0-0-0	0-0-0		NEUTRAL	0-0-0		0-0-0		0-0-0		
<hr/>											
RPI S	Opponent	Score		RPI S	Opponent	Score		RPI S	Opponent	Score	
23 A	Colgate	0 5		44 A	Boston U.	1 1		55 A	Rhode Island	1 2	
								79 H	Princeton	0 3	
								88 H	Fairfield	0 1	
								95 H	St. John's (NY)	2 1	
								120 A	UNC Greensboro	1 2	
								128 H	Columbia	2 1	
								153 H	Bucknell	2 1	
								163 H	Loyola Maryland	1 0	
								186 H	Delaware	2 1	
								200 A	Lehigh	0 0	
								207 H	Seton Hall	0 1	
								226 A	Davidson	1 3	
								280 A	American	2 1	
<hr/>											
LAST 10 GAMES											
200 A	Lehigh	0 0		44 A	Boston U.	1 1					
79 H	Princeton	0 3		153 H	Bucknell	2 1					
280 A	American	2 1		55 A	Rhode Island	1 2					
163 H	Loyola Maryland	1 0		207 H	Seton Hall	0 1					
23 A	Colgate	0 5		128 H	Columbia	2 1					

Non-Div. I Games:

Army

Average RPI Win: 248		WON-LOST RECORD	WINNING PCT. RANK		LAST 10 GAMES	STRENGTH OF SCHEDULE	OPP. STRENGTH OF SCHEDULE	TEAM RPI	ADJ RPI	CONF. RPI	ADJ CONF. RPI				
Average RPI Loss: 97															
DIV. I ONLY		8-2-5	.7	52	5-1-4	240	274	129	.51817	130	25	26			
DIV. I NON-CONF.		4-1-2	.71429	56	1-0-1	169	230	86	.54867	87	25	25			
<hr/>															
TOTALS		RPI 1-25		RPI 26-50		W-L RECORDS		RPI 51-100		RPI 101-150		RPI 150+			
8-2-5		0-0-0		0-0-0		OVERALL		1-1-0		1-1-0		6-0-5			
6-1-1		0-0-0		0-0-0		HOME		1-1-0		1-0-0		4-0-1			
2-1-4		0-0-0		0-0-0		AWAY		0-0-0		0-1-0		2-0-4			
0-0-0		0-0-0		0-0-0		NEUTRAL		0-0-0		0-0-0		0-0-0			
<hr/>															
4-1-2		0-0-0		0-0-0		NON-CONFERENCE		1-1-0		0-0-0		3-0-2			
3-1-1		0-0-0		0-0-0		HOME		1-1-0		0-0-0		2-0-1			
1-0-1		0-0-0		0-0-		AWAY		0-0-0		0-0-0		1-0-1			
0-0-0		0-0-0		0-0-0		NEUTRAL		0-0-0		0-0-0		0-0-0			
<hr/>															
4-1-3		0-0-0		0-0-0		CONFERENCE		0-0-0		1-1-0		3-0-3			
3-0-0		0-0-0		0-0-0		HOME		0-0-0		1-0-0		2-0-0			
1-1-3		0-0-0		0-0-0		AWAY		0-0-0		0-1-0		1-0-3			
0-0-0		0-0-0		0-0-0		NEUTRAL		0-0-0		0-0-0		0-0-0			
<hr/>															
RPI	S	Opponent	Score	RPI	S	Opponent	Score	RPI	S	Opponent	Score				
						69 H	Buffalo	0		2	125 A	Monmouth	1		3
						91 H	Drexel	1		0	145 H	Rider	2		1
											176 A	Manhattan	1		1
											198 A	Duquesne	0		0
											216 H	Cleveland St.	0		0
											239 A	Siena	0		0
											240 A	St. Bonaventure	3		1
											259 H	Binghamton	2		1
											286 A	Iona	2		2
											291 H	Robert Morris	1		0
											312 H	Quinnipiac	4		1
											320 A	Canisius	1		0
											326 H	Saint Peter's	1		0
						LAST 10 GAMES									
						286 A	Iona	2		2	320 A	Canisius	1		0
						145 H	Rider	2		1	312 H	Quinnipiac	4		1
						326 H	Saint Peter's	1		0	176 A	Manhattan	1		1
						239 A	Siena	0		0	291 H	Robert Morris	1		0
						125 A	Monmouth	1		3	216 H	Cleveland St.	0		0

Non-Div. I Games:

Niagara

Average RPI Win: 178		WON-LOST RECORD		WINNING PCT. RANK		LAST 10 GAMES		STRENGTH OF SCHEDULE		OPP. STRENGTH OF SCHEDULE		TEAM RPI		ADJ RPI		CONF. RPI		ADJ CONF. RPI	
DIV. I ONLY		7-7-2		.5 162		4-5-1		104		155		131		.51696 131		12		12	
DIV. I NON-CONF.		3-4-1		.4375 207		0-2-0		103		174		166		.5026 165		14		14	
TOTALS		RPI 1-25		RPI 26-50		W-L RECORDS		RPI 51-100		RPI 101-150		RPI 150+							
7-7-2		0-0-0		0-1-0		OVERALL		0-3-1		1-0-0		6-3-1							
4-3-1		0-0-0		0-1-0		HOME		0-1-1		0-0-0		4-1-0							
3-4-1		0-0-0		0-0-0		AWAY		0-2-0		1-0-0		2-2-1							
0-0-0		0-0-0		0-0-0		NEUTRAL		0-0-0		0-0-0		0-0-0							
3-4-1		0-0-0		0-1-0		NON-CONFERENCE		0-1-1		0-0-0		3-2-0							
2-1-1		0-0-0		0-1-0		HOME		0-0-1		0-0-0		2-0-0							
1-3-0		0-0-0		0-0-		AWAY		0-1-0		0-0-0		1-2-0							
0-0-0		0-0-0		0-0-0		NEUTRAL		0-0-0		0-0-0		0-0-0							
4-3-1		0-0-0		0-0-0		CONFERENCE		0-2-0		1-0-0		3-1-1							
2-2-0		0-0-0		0-0-0		HOME		0-1-0		0-0-0		2-1-0							
2-1-1		0-0-0		0-0-0		AWAY		0-1-0		1-0-0		1-0-1							
0-0-0		0-0-0		0-0-0		NEUTRAL		0-0-0		0-0-0		0-0-0							
RPI	S	Opponent		Score		RPI	S	Opponent		Score		RPI	S	Opponent		Score			
				43	H	South Fla.		0	3	51	H	Alabama	2	2	116	A	Marshall	1	0
										59	A	Ole Miss	0	4	152	A	Lipscomb	2	1
										83	A	Western Ky.	3	4	156	H	FIU	2	0
										99	H	UTEP	0	1	157	H	Fla. Atlantic	1	0
															180	H	UTSA	0	3
															185	A	Louisiana Tech	1	0
															203	H	Murray St.	1	0
															217	A	Belmont	0	1
															218	A	Western Caro.	0	1
															247	A	Southern Miss.	2	2
															277	H	Austin Peay	2	0
LAST 10 GAMES																			
				116	A	Marshall		1	0	185	A	Louisiana Tech		1	0				
				83	A	Western Ky.		3	4	180	H	UTSA		0	3				
				156	H	FIU		2	0	99	H	UTEP		0	1				
				157	H	Fla. Atlantic		1	0	218	A	Western Caro.		0	1				
				247	A	Southern Miss.		2	2	59	A	Ole Miss		0	4				

Non-Div. I Games:

Middle Tenn.

Average RPI Win:		197	WON-LOST RECORD		WINNING PCT. RANK		LAST 10 GAMES		STRENGTH OF SCHEDULE		OPP. STRENGTH OF SCHEDULE		TEAM RPI		ADJ RPI		CONF. RPI		ADJ CONF. RPI				
DIV. I ONLY			6-7-2		.46667 191		4-5-1		93		123		135		.51673 132		7 7						
DIV. I NON-CONF.			4-5-2		.45455 189		2-3-1		164		138		185		.49507 181		7 7						
TOTALS		RPI 1-25		RPI 26-50		W-L RECORDS		RPI 51-100		RPI 101-150		RPI 150+											
6-7-2		0-2-0		1-2-0		OVERALL		0-1-0		1-1-1		4-1-1											
2-1-2		0-0-0		0-0-0		HOME		0-1-0		0-0-1		2-0-1											
4-6-0		0-2-0		1-2-0		AWAY		0-0-0		1-1-0		2-1-0											
0-0-0		0-0-0		0-0-0		NEUTRAL		0-0-0		0-0-0		0-0-0											
4-5-2		0-1-0		1-2-0		NON-CONFERENCE		0-0-0		0-1-1		3-1-1											
1-0-2		0-0-0		0-0-0		HOME		0-0-0		0-0-1		1-0-1											
3-5-0		0-1-0		1-0-		AWAY		0-0-0		0-1-0		2-1-0											
0-0-0		0-0-0		0-0-0		NEUTRAL		0-0-0		0-0-0		0-0-0											
2-2-0		0-1-0		0-0-0		CONFERENCE		0-1-0		1-0-0		1-0-0											
1-1-0		0-0-0		0-0-0		HOME		0-1-0		0-0-0		1-0-0											
1-1-0		0-1-0		0-0-0		AWAY		0-0-0		1-0-0		0-0-0											
0-0-0		0-0-0		0-0-0		NEUTRAL		0-0-0		0-0-0		0-0-0											
RPI	S	Opponent		Score		RPI	S	Opponent		Score		RPI	S	Opponent		Score							
15	A	Pepperdine		1	2	44	A	Boston U.		1	0	57	H	Santa Clara		0	1	134	A	Loyola Marymount	1	0	
19	A	California		1	3	46	A	Harvard		0	1							137	H	Portland St.	1	1	
						50	A	Colorado		0	3							142	A	Cal Poly	1	3	
																		178	H	St. Mary's (CA)	2	0	
																		184	A	Denver	0	1	
																		250	H	San Jose St.	1	1	
																		255	A	Nevada	3	0	
																		269	A	UC Davis	1	0	
																		303	H	LIU Brooklyn	3	0	
LAST 10 GAMES																							
						178	H	St. Mary's (CA)		2	0	50	A	Colorado		0	3						
						57	H	Santa Clara		0	1	184	A	Denver		0	1						
						15	A	Pepperdine		1	2	250	H	San Jose St.		1	1						
						134	A	Loyola Marymount		1	0	269	A	UC Davis		1	0						
						142	A	Cal Poly		1	3	44	A	Boston U.		1	0						

Non-Div. I Games:

San Francisco

Average RPI Win: 185		WON-LOST	WINNING	LAST 10	STRENGTH OF		OPP. STRENGTH	TEAM	ADJ	CONF.	ADJ CONF.
Average RPI Loss: 111		RECORD	PCT. RANK	GAMES	SCHEDULE		OF SCHEDULE	RPI	RPI	RPI	RPI
DIV. I ONLY		4-7-4	.4	228	4-4-2		45	147	132	.51595	133
DIV. I NON-CONF.		1-5-2	.25	278	1-2-0		22	159	181	.49508	180
TOTALS		RPI 1-25	RPI 26-50		W-L RECORDS		RPI 51-100		RPI 101-150		RPI 150+
4-7-4		0-1-0	0-0-0		OVERALL		1-2-2		0-1-1		3-3-1
2-2-3		0-0-0	0-0-0		HOME		1-1-1		0-0-1		1-1-1
2-5-1		0-1-0	0-0-0		AWAY		0-1-1		0-1-0		2-2-0
0-0-0		0-0-0	0-0-0		NEUTRAL		0-0-0		0-0-0		0-0-0
1-5-2		0-1-0	0-0-0		NON-CONFERENCE		0-2-1		0-1-0		1-1-1
0-1-2		0-0-0	0-0-0		HOME		0-1-1		0-0-0		0-0-1
1-4-0		0-1-0	0-0-		AWAY		0-1-0		0-1-0		1-1-0
0-0-0		0-0-0	0-0-0		NEUTRAL		0-0-0		0-0-0		0-0-0
3-2-2		0-0-0	0-0-0		CONFERENCE		1-0-1		0-0-1		2-2-0
2-1-1		0-0-0	0-0-0		HOME		1-0-0		0-0-1		1-1-0
1-1-1		0-0-0	0-0-0		AWAY		0-0-1		0-0-0		1-1-0
0-0-0		0-0-0	0-0-0		NEUTRAL		0-0-0		0-0-0		0-0-0
RPI S	Opponent	Score		RPI S	Opponent	Score		RPI S	Opponent	Score	
9 A	Virginia	0 5						73 A	George Washington	0 1	
								80 H	VCU	1 1	
								83 H	Western Ky.	2 1	
								89 H	Liberty	0 1	
								96 A	Charlotte	2 2	
								106 A	Richmond	2 3	
								116 H	Marshall	1 1	
								156 A	FIU	1 2	
								157 A	Fla. Atlantic	2 1	
								160 A	Penn	2 3	
								185 H	Louisiana Tech	0 2	
								208 H	Campbell	1 1	
								247 H	Southern Miss.	1 0	
								251 A	Radford	1 0	
LAST 10 GAMES											
96 A Charlotte				2	2	157 A Fla. Atlantic				2	1
185 H Louisiana Tech				0	2	156 A FIU				1	2
247 H Southern Miss.				1	0	106 A Richmond				2	3
116 H Marshall				1	1	9 A Virginia				0	5
83 H Western Ky.				2	1	251 A Radford				1	0

Non-Div. I Games:

Old Dominion

Average RPI Win:	210	WON-LOST RECORD	WINNING PCT. RANK	LAST 10 GAMES	STRENGTH OF SCHEDULE	OPP. STRENGTH OF SCHEDULE	TEAM RPI	ADJ RPI	CONF. RPI	ADJ CONF. RPI	
DIV. I ONLY	8-5-2	.6	94	5-4-1	229	83	133	.51569	134	7	7
DIV. I NON-CONF.	7-2-1	.75	44	4-1-0	232	59	82	.55063	84	7	7
<hr/>											
TOTALS	RPI 1-25	RPI 26-50		W-L RECORDS		RPI 51-100		RPI 101-150		RPI 150+	
8-5-2	0-1-0	0-1-0		OVERALL		0-2-0		2-1-0		6-0-2	
5-3-0	0-0-0	0-1-0		HOME		0-1-0		1-1-0		4-0-0	
3-2-2	0-1-0	0-0-0		AWAY		0-1-0		1-0-0		2-0-2	
0-0-0	0-0-0	0-0-0		NEUTRAL		0-0-0		0-0-0		0-0-0	
7-2-1	0-1-0	0-0-0		NON-CONFERENCE		0-1-0		2-0-0		5-0-1	
5-0-0	0-0-0	0-0-0		HOME		0-0-0		1-0-0		4-0-0	
2-2-1	0-1-0	0-0-		AWAY		0-1-0		1-0-0		1-0-1	
0-0-0	0-0-0	0-0-0		NEUTRAL		0-0-0		0-0-0		0-0-0	
1-3-1	0-0-0	0-1-0		CONFERENCE		0-1-0		0-1-0		1-0-1	
0-3-0	0-0-0	0-1-0		HOME		0-1-0		0-1-0		0-0-0	
1-0-1	0-0-0	0-0-0		AWAY		0-0-0		0-0-0		1-0-1	
0-0-0	0-0-0	0-0-0		NEUTRAL		0-0-0		0-0-0		0-0-0	
RPI S	Opponent	Score	RPI S	Opponent	Score	RPI S	Opponent	Score	RPI S	Opponent	Score
1	A UCLA	1 4	38	H BYU	0 3	56	A Oregon	0 1	107	H CSUN	1 0
						57	H Santa Clara	0 2	124	A UC Irvine	2 1
									132	H San Francisco	0 1
									178	A St. Mary's (CA)	2 2
									179	A UC Santa Barbara	2 1
									195	H Cal St. Fullerton	1 0
									216	H Cleveland St.	2 0
									229	A Oregon St.	0 0
									263	H Weber St.	3 1
									296	A Pacific	3 1
									302	H New Mexico St.	3 1
<hr/>											
LAST 10 GAMES											
38 H BYU						0	3	107 H CSUN	1	0	
178 A St. Mary's (CA)						2	2	124 A UC Irvine	2	1	
296 A Pacific						3	1	1 A UCLA	1	4	
57 H Santa Clara						0	2	263 H Weber St.	3	1	
132 H San Francisco						0	1	195 H Cal St. Fullerton	1	0	

Non-Div. I Games:

Loyola Marymount

Average RPI Win:	225	WON-LOST	WINNING	LAST 10	STRENGTH OF	OPP. STRENGTH	TEAM	ADJ	CONF.	ADJ CONF.							
Average RPI Loss:	203	RECORD	PCT. RANK	GAMES	SCHEDULE	OF SCHEDULE	RPI	RPI	RPI	RPI							
DIV. I ONLY	11-3-2	.75	29	6-2-2	302	203	137	.51532	135	19	19						
DIV. I NON-CONF.	8-2-0	.8	34	3-1-0	288	225	123	.52612	117	19	19						
<hr/>																	
TOTALS	RPI 1-25	RPI 26-50		W-L RECORDS		RPI 51-100		RPI 101-150		RPI 150+							
11-3-2	0-0-0	0-0-0		OVERALL		1-0-0		1-1-0		9-2-2							
6-1-1	0-0-0	0-0-0		HOME		1-0-0		0-1-0		5-0-1							
4-2-1	0-0-0	0-0-0		AWAY		0-0-0		1-0-0		3-2-1							
1-0-0	0-0-0	0-0-0		NEUTRAL		0-0-0		0-0-0		1-0-0							
<hr/>																	
8-2-0	0-0-0	0-0-0		NON-CONFERENCE		1-0-0		0-1-0		7-1-0							
4-1-0	0-0-0	0-0-0		HOME		1-0-0		0-1-0		3-0-0							
3-1-0	0-0-0	0-0-		AWAY		0-0-0		0-0-0		3-1-0							
1-0-0	0-0-0	0-0-0		NEUTRAL		0-0-0		0-0-0		1-0-0							
<hr/>																	
3-1-2	0-0-0	0-0-0		CONFERENCE		0-0-0		1-0-0		2-1-2							
2-0-1	0-0-0	0-0-0		HOME		0-0-0		0-0-0		2-0-1							
1-1-1	0-0-0	0-0-0		AWAY		0-0-0		1-0-0		0-1-1							
0-0-0	0-0-0	0-0-0		NEUTRAL		0-0-0		0-0-0		0-0-0							
<hr/>																	
RPI S	Opponent	Score	RPI S	Opponent	Score	RPI S	Opponent	Score	RPI S	Opponent	Score						
						66 H	Navy	1 0	117 A	Hartford	1 0						
						144 H	Saint Joseph's	0 1									
						153 A	Bucknell	2 1									
						163 H	Loyola Maryland	3 2									
						187 A	Towson	0 2									
						212 A	New Hampshire	0 0									
						227 H	Maine	1 0									
						234 H	Stony Brook	1 1									
						257 H	UMass Lowell	3 1									
						278 A	Vermont	1 2									
						280 H	American	3 0									
						291 A	Robert Morris	1 0									
						294 A	Howard	1 0									
						314 H	Delaware St.	4 0									
						316 N	Mt. St. Mary's	6 0									
						<hr/>											
									LAST 10 GAMES								
			117 A Hartford			1 0			278 A Vermont			1 2					
			257 H UMass Lowell			3 1			291 A Robert Morris			1 0					
			227 H Maine			1 0			280 H American			3 0					
			212 A New Hampshire			0 0			314 H Delaware St.			4 0					
			234 H Stony Brook			1 1			187 A Towson			0 2					

Non-Div. I Games:

UMBC

Average RPI Win: 243		WON-LOST RECORD		WINNING PCT. RANK		LAST 10 GAMES		STRENGTH OF SCHEDULE		OPP. STRENGTH OF SCHEDULE		TEAM RPI		ADJ RPI		CONF. RPI		ADJ CONF. RPI	
DIV. I ONLY		9-6-1		.59375 100		4-5-1		180		177		134		.5152 136		16		15	
DIV. I NON-CONF.		6-2-0		.75 44		1-1-0		260		175		114		.52877 115		15		15	
TOTALS		RPI 1-25		RPI 26-50		W-L RECORDS		RPI 51-100		RPI 101-150		RPI 150+							
9-6-1		0-0-0		0-0-0		OVERALL		0-3-1		0-2-0		9-1-0							
4-2-0		0-0-0		0-0-0		HOME		0-0-0		0-1-0		4-1-0							
5-4-1		0-0-0		0-0-0		AWAY		0-3-1		0-1-0		5-0-0							
0-0-0		0-0-0		0-0-0		NEUTRAL		0-0-0		0-0-0		0-0-0							
6-2-0		0-0-0		0-0-0		NON-CONFERENCE		0-2-0		0-0-0		6-0-0							
4-0-0		0-0-0		0-0-0		HOME		0-0-0		0-0-0		4-0-0							
2-2-0		0-0-0		0-0-		AWAY		0-2-0		0-0-0		2-0-0							
0-0-0		0-0-0		0-0-0		NEUTRAL		0-0-0		0-0-0		0-0-0							
3-4-1		0-0-0		0-0-0		CONFERENCE		0-1-1		0-2-0		3-1-0							
0-2-0		0-0-0		0-0-0		HOME		0-0-0		0-1-0		0-1-0							
3-2-1		0-0-0		0-0-0		AWAY		0-1-1		0-1-0		3-0-0							
0-0-0		0-0-0		0-0-0		NEUTRAL		0-0-0		0-0-0		0-0-0							
RPI S	Opponent	Score		RPI S	Opponent	Score		RPI S	Opponent	Score		RPI S	Opponent	Score					
								53 A	Michigan St.	2	3	113 A	Ball St.	0	1				
								58 A	Miami (OH)	0	1	148 H	Kent St.	1	3				
								60 A	Illinois St.	0	1	181 A	Toledo	2	0				
								69 A	Buffalo	1	1	216 A	Cleveland St.	1	0				
												220 H	Saint Louis	2	0				
												222 A	Central Mich.	1	0				
												236 H	Ohio	0	1				
												246 A	Akron	1	0				
												256 H	Wright St.	1	0				
												267 H	Oakland	4	0				
												270 A	Loyola Chicago	1	0				
												307 H	Ill.-Chicago	3	0				
LAST 10 GAMES																			
								58 A	Miami (OH)	0	1	236 H	Ohio	0	1				
								113 A	Ball St.	0	1	222 A	Central Mich.	1	0				
								69 A	Buffalo	1	1	181 A	Toledo	2	0				
								246 A	Akron	1	0	220 H	Saint Louis	2	0				
								148 H	Kent St.	1	3	60 A	Illinois St.	0	1				

Non-Div. I Games:

Western Mich.



Average RPI Win: 215		WON-LOST	WINNING	LAST 10	STRENGTH OF		OPP. STRENGTH	TEAM	ADJ	CONF.	ADJ CONF.
Average RPI Loss: 121		RECORD	PCT. RANK	GAMES	SCHEDULE		OF SCHEDULE	RPI	RPI	RPI	RPI
DIV. I ONLY		7-5-4	.5625	122	5-3-2		163	152	139	.51465	137
DIV. I NON-CONF.		3-3-2	.5	153	1-1-0		119	57	126	.52424	125
TOTALS		RPI 1-25	RPI 26-50		W-L RECORDS		RPI 51-100		RPI 101-150		RPI 150+
7-5-4		0-2-0	0-0-0		OVERALL		1-0-0		1-1-2		5-2-2
4-2-1		0-0-0	0-0-0		HOME		1-0-0		1-1-0		2-1-1
3-2-3		0-1-0	0-0-0		AWAY		0-0-0		0-0-2		3-1-1
0-1-0		0-1-0	0-0-0		NEUTRAL		0-0-0		0-0-0		0-0-0
3-3-2		0-2-0	0-0-0		NON-CONFERENCE		1-0-0		1-0-1		1-1-1
2-1-1		0-0-0	0-0-0		HOME		1-0-0		1-0-0		0-1-1
1-1-1		0-1-0	0-0-		AWAY		0-0-0		0-0-1		1-0-0
0-1-0		0-1-0	0-0-0		NEUTRAL		0-0-0		0-0-0		0-0-0
4-2-2		0-0-0	0-0-0		CONFERENCE		0-0-0		0-1-1		4-1-1
2-1-0		0-0-0	0-0-0		HOME		0-0-0		0-1-0		2-0-0
2-1-2		0-0-0	0-0-0		AWAY		0-0-0		0-0-1		2-1-1
0-0-0		0-0-0	0-0-0		NEUTRAL		0-0-0		0-0-0		0-0-0
RPI S	Opponent	Score		RPI S	Opponent	Score		RPI S	Opponent	Score	
12 A	Texas Tech	0	1					56 H	Oregon	1	0
19 N	California	0	5					112 H	Montana	0	1
								115 H	Utah Valley	1	0
								132 A	San Francisco	1	1
								146 A	Northern Ariz.	1	1
								183 H	Boise St.	1	1
								205 A	Northern Colo.	1	1
								210 A	Southern Utah	0	2
								225 A	Idaho St.	1	0
								245 H	Eastern Wash.	3	1
								250 H	San Jose St.	0	1
								263 H	Weber St.	1	0
								274 A	Colorado St.	3	0
								325 A	North Dakota	1	0
LAST 10 GAMES											
				325 A	North Dakota	1	0	245 H	Eastern Wash.	3	1
				205 A	Northern Colo.	1	1	210 A	Southern Utah	0	2
				263 H	Weber St.	1	0	146 A	Northern Ariz.	1	1
				225 A	Idaho St.	1	0	250 H	San Jose St.	0	1
				112 H	Montana	0	1	56 H	Oregon	1	0

Non-Div. I Games:

Portland St.

Average RPI Win:	240	WON-LOST	WINNING	LAST 10	STRENGTH OF	OPP. STRENGTH	TEAM	ADJ	CONF.	ADJ CONF.	
Average RPI Loss:	101	RECORD	PCT. RANK	GAMES	SCHEDULE	OF SCHEDULE	RPI	RPI	RPI	RPI	
DIV. I ONLY	10-4-1	.7	52	7-2-1	292	107	138	.51377	138	28	28
DIV. I NON-CONF.	4-3-1	.5625	132	1-1-1	192	76	135	.51546	136	26	26
<hr/>											
TOTALS	RPI 1-25	RPI 26-50		W-L RECORDS	RPI 51-100		RPI 101-150		RPI 150+		
10-4-1	0-1-0	0-1-0		OVERALL	0-0-0		1-1-1		9-1-0		
4-3-1	0-1-0	0-1-0		HOME	0-0-0		1-0-1		3-1-0		
5-1-0	0-0-0	0-0-0		AWAY	0-0-0		0-1-0		5-0-0		
1-0-0	0-0-0	0-0-0		NEUTRAL	0-0-0		0-0-0		1-0-0		
<hr/>											
4-3-1	0-1-0	0-1-0		NON-CONFERENCE	0-0-0		0-1-1		4-0-0		
2-2-1	0-1-0	0-1-0		HOME	0-0-0		0-0-1		2-0-0		
1-1-0	0-0-0	0-0-		AWAY	0-0-0		0-1-0		1-0-0		
1-0-0	0-0-0	0-0-0		NEUTRAL	0-0-0		0-0-0		1-0-0		
<hr/>											
6-1-0	0-0-0	0-0-0		CONFERENCE	0-0-0		1-0-0		5-1-0		
2-1-0	0-0-0	0-0-0		HOME	0-0-0		1-0-0		1-1-0		
4-0-0	0-0-0	0-0-0		AWAY	0-0-0		0-0-0		4-0-0		
0-0-0	0-0-0	0-0-0		NEUTRAL	0-0-0		0-0-0		0-0-0		
<hr/>											
RPI S	Opponent	Score		RPI S	Opponent	Score		RPI S	Opponent	Score	
11 H	Washington	0	1	30 H	Kentucky	1	2	<div>115 H Utah Valley 2 1</div> <div>122 H Portland 1 1</div> <div>150 A Hawaii 1 2</div> <div>178 A St. Mary's (CA) 2 0</div> <div>211 A Grand Canyon 2 1</div> <div>211 H Grand Canyon 0 1</div> <div>243 N Northern Ill. 4 1</div> <div>245 H Eastern Wash. 4 1</div> <div>253 H Idaho 2 1</div> <div>276 A Tex.-Pan American 4 0</div> <div>287 A Bakersfield 6 3</div> <div>287 H Bakersfield 5 1</div> <div>302 A New Mexico St. 6 1</div>			
LAST 10 GAMES											
276 A Tex.-Pan American 4 0				211 A Grand Canyon 2 1							
302 A New Mexico St. 6 1				115 H Utah Valley 2 1							
287 H Bakersfield 5 1				122 H Portland 1 1							
211 H Grand Canyon 0 1				11 H Washington 0 1							
287 A Bakersfield 6 3				178 A St. Mary's (CA) 2 0							

Non-Div. I Games:

Seattle

Average RPI Win:	246	WON-LOST RECORD	WINNING PCT. RANK	LAST 10 GAMES	STRENGTH OF SCHEDULE	OPP. STRENGTH OF SCHEDULE	TEAM RPI	ADJ RPI	CONF. RPI	ADJ CONF. RPI		
DIV. I ONLY		9-4-3	.65625	73	5-2-3	228	243	136	.5136	139	18	18
DIV. I NON-CONF.		7-3-2	.66667	77	3-1-2	231	267	145	.51076	145	18	18
<hr/>												
TOTALS	RPI 1-25	RPI 26-50		W-L RECORDS		RPI 51-100		RPI 101-150		RPI 150+		
9-4-3	0-0-0	0-0-0		OVERALL		0-2-0		0-1-0		9-1-3		
7-2-0	0-0-0	0-0-0		HOME		0-1-0		0-0-0		7-1-0		
2-2-3	0-0-0	0-0-0		AWAY		0-1-0		0-1-0		2-0-3		
0-0-0	0-0-0	0-0-0		NEUTRAL		0-0-0		0-0-0		0-0-0		
7-3-2	0-0-0	0-0-0		NON-CONFERENCE		0-1-0		0-1-0		7-1-2		
6-1-0	0-0-0	0-0-0		HOME		0-0-0		0-0-0		6-1-0		
1-2-2	0-0-0	0-0-		AWAY		0-1-0		0-1-0		1-0-2		
0-0-0	0-0-0	0-0-0		NEUTRAL		0-0-0		0-0-0		0-0-0		
2-1-1	0-0-0	0-0-0		CONFERENCE		0-1-0		0-0-0		2-0-1		
1-1-0	0-0-0	0-0-0		HOME		0-1-0		0-0-0		1-0-0		
1-0-1	0-0-0	0-0-0		AWAY		0-0-0		0-0-0		1-0-1		
0-0-0	0-0-0	0-0-0		NEUTRAL		0-0-0		0-0-0		0-0-0		
RPI	S	Opponent	Score	RPI	S	Opponent	Score	RPI	S	Opponent	Score	
						60 H Illinois St.	0 1	127 A UT Martin		0 1		
						83 A Western Ky.	0 2	170 H Butler		1 0		
								174 A Valparaiso		0 0		
								188 H Southeast Mo. St.		1 0		
								190 A Missouri St.		1 1		
								217 A Belmont		2 0		
								220 H Saint Louis		1 4		
								232 A Drake		1 0		
								254 H Bowling Green		2 0		
								277 H Austin Peay		3 0		
								281 H Indiana St.		2 0		
								292 H Eastern Ky.		1 0		
								298 A IUPUI		0 0		
								300 H Tennessee Tech		7 0		
				LAST 10 GAMES								
				281 H Indiana St.		2 0		217 A Belmont		2 0		
				190 A Missouri St.		1 1		188 H Southeast Mo. St.		1 0		
				60 H Illinois St.		0 1		174 A Valparaiso		0 0		
				232 A Drake		1 0		298 A IUPUI		0 0		
				300 H Tennessee Tech		7 0		83 A Western Ky.		0 2		

Non-Div. I Games:

Evansville

Average RPI Win:		203	WON-LOST RECORD		WINNING PCT. RANK		LAST 10 GAMES		STRENGTH OF SCHEDULE		OPP. STRENGTH OF SCHEDULE		TEAM RPI		ADJ RPI		CONF. RPI		ADJ CONF. RPI	
DIV. I ONLY			7-6-3		.53125 149		3-5-2		151		114		142		.51356 140		14		14	
DIV. I NON-CONF.			5-3-2		.6 114		1-2-1		99		116		85		.54989 86		12		12	
TOTALS		RPI 1-25		RPI 26-50		W-L RECORDS		RPI 51-100		RPI 101-150		RPI 150+								
7-6-3		0-1-0		0-0-1		OVERALL		0-1-0		2-4-1		5-0-1								
5-1-0		0-0-0		0-0-0		HOME		0-0-0		1-1-0		4-0-0								
0-5-3		0-1-0		0-0-1		AWAY		0-1-0		0-3-1		0-0-1								
2-0-0		0-0-0		0-0-0		NEUTRAL		0-0-0		1-0-0		1-0-0								
5-3-2		0-1-0		0-0-1		NON-CONFERENCE		0-1-0		1-1-1		4-0-0								
3-0-0		0-0-0		0-0-0		HOME		0-0-0		0-0-0		3-0-0								
0-3-2		0-1-0		0-1-		AWAY		0-1-0		0-1-1		0-0-0								
2-0-0		0-0-0		0-0-0		NEUTRAL		0-0-0		1-0-0		1-0-0								
2-3-1		0-0-0		0-0-0		CONFERENCE		0-0-0		1-3-0		1-0-1								
2-1-0		0-0-0		0-0-0		HOME		0-0-0		1-1-0		1-0-0								
0-2-1		0-0-0		0-0-0		AWAY		0-0-0		0-2-0		0-0-1								
0-0-0		0-0-0		0-0-0		NEUTRAL		0-0-0		0-0-0		0-0-0								
RPI	S	Opponent		Score		RPI	S	Opponent		Score		RPI	S	Opponent		Score				
12	A	Texas Tech		2	3	47	A	San Diego St.		2	2	52	A	Southern California		1	8			
												107	A	CSUN		0	1			
												115	A	Utah Valley		1	1			
												123	A	Utah St.		0	1			
												124	H	UC Irvine		1	0			
												142	H	Cal Poly		2	3			
												146	N	Northern Ariz.		4	2			
												150	A	Hawaii		1	2			
												179	H	UC Santa Barbara		3	2			
												198	H	Duquesne		2	0			
												211	N	Grand Canyon		3	0			
												269	A	UC Davis		0	0			
												273	H	UNI		3	0			
												287	H	Bakersfield		4	0			
												LAST 10 GAMES								
142 H Cal Poly						2	3	269 A UC Davis						0	0					
179 H UC Santa Barbara						3	2	12 A Texas Tech						2	3					
107 A CSUN						0	1	198 H Duquesne						2	0					
124 H UC Irvine						1	0	123 A Utah St.						0	1					
150 A Hawaii						1	2	115 A Utah Valley						1	1					

Non-Div. I Games:

UC Riverside

Average RPI Win:	255	WON-LOST	WINNING	LAST 10	STRENGTH OF	OPP. STRENGTH	TEAM	ADJ	CONF.	ADJ CONF.					
Average RPI Loss:	92	RECORD	PCT. RANK	GAMES	SCHEDULE	OF SCHEDULE	RPI	RPI	RPI	RPI					
DIV. I ONLY	14-4-0	.77778	26	7-3-0	304	255	140	.51313	141	20	20				
DIV. I NON-CONF.	8-2-0	.8	34	1-1-0	307	266	165	.50243	166	21	21				
<hr/>															
TOTALS	RPI 1-25	RPI 26-50		W-L RECORDS		RPI 51-100		RPI 101-150		RPI 150+					
14-4-0	0-0-0	0-0-0		OVERALL		1-2-0		1-2-0		12-0-0					
9-2-0	0-0-0	0-0-0		HOME		0-1-0		1-1-0		8-0-0					
5-2-0	0-0-0	0-0-0		AWAY		1-1-0		0-1-0		4-0-0					
0-0-0	0-0-0	0-0-0		NEUTRAL		0-0-0		0-0-0		0-0-0					
<hr/>															
8-2-0	0-0-0	0-0-0		NON-CONFERENCE		0-2-0		0-0-0		8-0-0					
6-1-0	0-0-0	0-0-0		HOME		0-1-0		0-0-0		6-0-0					
2-1-0	0-0-0	0-0-		AWAY		0-1-0		0-0-0		2-0-0					
0-0-0	0-0-0	0-0-0		NEUTRAL		0-0-0		0-0-0		0-0-0					
<hr/>															
6-2-0	0-0-0	0-0-0		CONFERENCE		1-0-0		1-2-0		4-0-0					
3-1-0	0-0-0	0-0-0		HOME		0-0-0		1-1-0		2-0-0					
3-1-0	0-0-0	0-0-0		AWAY		1-0-0		0-1-0		2-0-0					
0-0-0	0-0-0	0-0-0		NEUTRAL		0-0-0		0-0-0		0-0-0					
<hr/>															
RPI	S	Opponent	Score	RPI	S	Opponent	Score	RPI	S	Opponent	Score				
				64 H Tennessee				0	3	105 H Furman		0	3		
				73 A George Washington				1	3	120 H UNC Greensboro				3	1
				97 A Samford				3	1	126 A Mercer				1	2
								161 H Appalachian St.				1	0		
								208 H Campbell				3	2		
								214 H Wofford				3	0		
								251 H Radford				3	2		
								294 A Howard				4	3		
								300 A Tennessee Tech				5	1		
								306 A Citadel				5	3		
								318 H VMI				7	0		
								321 H Alabama A&M				12	0		
								324 H USC Upstate				5	0		
								327 A Chattanooga				5	1		
								332 H South Carolina St.				6	1		
<hr/>															
LAST 10 GAMES															
120 H UNC Greensboro				3	1	97 A Samford				3	1				
318 H VMI				7	0	214 H Wofford				3	0				
306 A Citadel				5	3	105 H Furman				0	3				
126 A Mercer				1	2	64 H Tennessee				0	3				
327 A Chattanooga				5	1	324 H USC Upstate				5	0				

Non-Div. I Games:

East Tenn. St.

Average RPI Win: 181		WON-LOST	WINNING	LAST 10	STRENGTH OF		OPP. STRENGTH	TEAM	ADJ	CONF.	ADJ CONF.
Average RPI Loss: 97		RECORD	PCT. RANK	GAMES	SCHEDULE		OF SCHEDULE	RPI	RPI	RPI	RPI
DIV. I ONLY		9-8-0	.52941	156	6-4-0		176	64	141	.51304	142
DIV. I NON-CONF.		5-6-0	.45455	189	2-2-0		159	39	163	.50417	163
TOTALS		RPI 1-25	RPI 26-50		W-L RECORDS		RPI 51-100		RPI 101-150		RPI 150+
9-8-0		0-3-0	0-1-0		OVERALL		1-0-0		4-1-0		4-3-0
4-4-0		0-0-0	0-0-0		HOME		0-0-0		2-1-0		2-3-0
5-4-0		0-3-0	0-1-0		AWAY		1-0-0		2-0-0		2-0-0
0-0-0		0-0-0	0-0-0		NEUTRAL		0-0-0		0-0-0		0-0-0
5-6-0		0-3-0	0-1-0		NON-CONFERENCE		0-0-0		1-0-0		4-2-0
3-2-0		0-0-0	0-0-0		HOME		0-0-0		1-0-0		2-2-0
2-4-0		0-3-0	0-0-		AWAY		0-0-0		0-0-0		2-0-0
0-0-0		0-0-0	0-0-0		NEUTRAL		0-0-0		0-0-0		0-0-0
4-2-0		0-0-0	0-0-0		CONFERENCE		1-0-0		3-1-0		0-1-0
1-2-0		0-0-0	0-0-0		HOME		0-0-0		1-1-0		0-1-0
3-0-0		0-0-0	0-0-0		AWAY		1-0-0		2-0-0		0-0-0
0-0-0		0-0-0	0-0-0		NEUTRAL		0-0-0		0-0-0		0-0-0
RPI S	Opponent	Score		RPI S	Opponent	Score		RPI S	Opponent	Score	
2 A	Stanford	0	2	29 A	Oklahoma St.	1	2	90 A	Long Beach St.	3	0
15 A	Pepperdine	1	2					107 H	CSUN	1	2
19 A	California	1	2					124 A	UC Irvine	2	1
								132 H	San Francisco	3	1
								140 A	UC Riverside	3	2
								150 H	Hawaii	2	0
								157 H	Fla. Atlantic	0	2
								178 H	St. Mary's (CA)	1	2
								224 A	Oral Roberts	2	1
								248 H	Lamar	2	1
								250 A	San Jose St.	2	0
								269 H	UC Davis	0	2
								272 H	Fresno St.	6	1
LAST 10 GAMES											
	140 A	UC Riverside	3	2		90 A	Long Beach St.	3	0		
	124 A	UC Irvine	2	1		132 H	San Francisco	3	1		
	150 H	Hawaii	2	0		178 H	St. Mary's (CA)	1	2		
	269 H	UC Davis	0	2		2 A	Stanford	0	2		
	107 H	CSUN	1	2		272 H	Fresno St.	6	1		

Non-Div. I Games:

Cal Poly

Average RPI Win: 197		WON-LOST RECORD		WINNING PCT. RANK		LAST 10 GAMES		STRENGTH OF SCHEDULE		OPP. STRENGTH OF SCHEDULE		TEAM RPI		ADJ RPI		CONF. RPI		ADJ CONF. RPI	
DIV. I ONLY		6-4-2		.58333 115		4-4-2		219		121		147		.51189 143		9		9	
DIV. I NON-CONF.		5-3-0		.625 97		3-3-0		269		165		183		.49592 178		10		10	
TOTALS		RPI 1-25		RPI 26-50		W-L RECORDS		RPI 51-100		RPI 101-150		RPI 150+							
6-4-2		0-0-0		0-0-1		OVERALL		2-1-0		0-0-1		4-3-0							
3-3-0		0-0-0		0-0-0		HOME		1-1-0		0-0-0		2-2-0							
3-1-2		0-0-0		0-0-1		AWAY		1-0-0		0-0-1		2-1-0							
0-0-0		0-0-0		0-0-0		NEUTRAL		0-0-0		0-0-0		0-0-0							
5-3-0		0-0-0		0-0-0		NON-CONFERENCE		2-0-0		0-0-0		3-3-0							
3-2-0		0-0-0		0-0-0		HOME		1-0-0		0-0-0		2-2-0							
2-1-0		0-0-0		0-0-		AWAY		1-0-0		0-0-0		1-1-0							
0-0-0		0-0-0		0-0-0		NEUTRAL		0-0-0		0-0-0		0-0-0							
1-1-2		0-0-0		0-0-1		CONFERENCE		0-1-0		0-0-1		1-0-0							
0-1-0		0-0-0		0-0-0		HOME		0-1-0		0-0-0		0-0-0							
1-0-2		0-0-0		0-0-1		AWAY		0-0-0		0-0-1		1-0-0							
0-0-0		0-0-0		0-0-0		NEUTRAL		0-0-0		0-0-0		0-0-0							
RPI S	Opponent	Score		RPI S	Opponent	Score		RPI S	Opponent	Score		RPI S	Opponent	Score					
				46 A	Harvard	0	0	61 A	Hofstra	2	1	121 A	Dartmouth	0	0				
								79 H	Princeton	0	1	154 A	Central Conn. St.	0	4				
								83 H	Western Ky.	2	0	168 A	Cornell	1	0				
												176 H	Manhattan	1	2				
												212 H	New Hampshire	0	1				
												233 A	Sacred Heart	2	1				
												312 H	Quinnipiac	2	0				
												326 H	Saint Peter's	5	1				
LAST 10 GAMES																			
				168 A	Cornell	1	0	212 H	New Hampshire	0	1								
				154 A	Central Conn. St.	0	4	61 A	Hofstra	2	1								
				121 A	Dartmouth	0	0	326 H	Saint Peter's	5	1								
				46 A	Harvard	0	0	176 H	Manhattan	1	2								
				79 H	Princeton	0	1	83 H	Western Ky.	2	0								

Non-Div. I Games:

Yale

Average RPI Win:	207	WON-LOST	WINNING	LAST 10	STRENGTH OF	OPP. STRENGTH	TEAM	ADJ	CONF.	ADJ CONF.					
Average RPI Loss:	131	RECORD	PCT. RANK	GAMES	SCHEDULE	OF SCHEDULE	RPI	RPI	RPI	RPI					
DIV. I ONLY	10-7-0	.58824	112	6-4-0	190	176	144	.51175	144	13	13				
DIV. I NON-CONF.	6-4-0	.6	114	2-1-0	221	202	158	.50504	157	13	13				
<hr/>															
TOTALS	RPI 1-25	RPI 26-50		W-L RECORDS		RPI 51-100		RPI 101-150		RPI 150+					
10-7-0	0-0-0	0-0-0		OVERALL		0-3-0		3-1-0		7-3-0					
6-3-0	0-0-0	0-0-0		HOME		0-1-0		1-1-0		5-1-0					
4-4-0	0-0-0	0-0-0		AWAY		0-2-0		2-0-0		2-2-0					
0-0-0	0-0-0	0-0-0		NEUTRAL		0-0-0		0-0-0		0-0-0					
6-4-0	0-0-0	0-0-0		NON-CONFERENCE		0-2-0		1-1-0		5-1-0					
3-2-0	0-0-0	0-0-0		HOME		0-1-0		0-1-0		3-0-0					
3-2-0	0-0-0	0-0-		AWAY		0-1-0		1-0-0		2-1-0					
0-0-0	0-0-0	0-0-0		NEUTRAL		0-0-0		0-0-0		0-0-0					
4-3-0	0-0-0	0-0-0		CONFERENCE		0-1-0		2-0-0		2-2-0					
3-1-0	0-0-0	0-0-0		HOME		0-0-0		1-0-0		2-1-0					
1-2-0	0-0-0	0-0-0		AWAY		0-1-0		1-0-0		0-1-0					
0-0-0	0-0-0	0-0-0		NEUTRAL		0-0-0		0-0-0		0-0-0					
RPI	S	Opponent	Score	RPI	S	Opponent	Score	RPI	S	Opponent	Score				
				55 A Rhode Island				0	1	106 A Richmond		2	1		
				61 A Hofstra				0	5	119 H Dayton		3	1		
				85 H Temple				0	1	128 H Columbia		0	1		
										135 A UMBC		1	0		
										163 A Loyola Maryland		1	0		
										178 A St. Mary's (CA)		0	4		
										191 A Massachusetts		1	2		
										198 H Duquesne		1	0		
										200 H Lehigh		1	0		
										220 H Saint Louis		2	3		
				240 H St. Bonaventure				2	0	296 A Pacific		4	1		
								303 H LIU Brooklyn		1	0	312 H Quinnipiac		2	0

Non-Div. I Games:

Saint Joseph's



Average RPI Win:	258	WON-LOST RECORD	WINNING PCT. RANK	LAST 10 GAMES	STRENGTH OF SCHEDULE	OPP. STRENGTH OF SCHEDULE	TEAM RPI	ADJ RPI	CONF. RPI	ADJ CONF. RPI		
DIV. I ONLY		9-4-1	.67857	60	7-2-1	242	279	145	.51139	145	25	26
DIV. I NON-CONF.		5-2-0	.71429	56	3-0-0	212	279	113	.5294	114	25	25
<hr/>												
TOTALS	RPI 1-25	RPI 26-50		W-L RECORDS		RPI 51-100		RPI 101-150		RPI 150+		
9-4-1	0-0-0	0-0-0		OVERALL		0-2-0		0-1-0		9-1-1		
5-2-1	0-0-0	0-0-0		HOME		0-1-0		0-0-0		5-1-1		
4-2-0	0-0-0	0-0-0		AWAY		0-1-0		0-1-0		4-0-0		
0-0-0	0-0-0	0-0-0		NEUTRAL		0-0-0		0-0-0		0-0-0		
<hr/>												
5-2-0	0-0-0	0-0-0		NON-CONFERENCE		0-1-0		0-0-0		5-1-0		
2-2-0	0-0-0	0-0-0		HOME		0-1-0		0-0-0		2-1-0		
3-0-0	0-0-0	0-0-		AWAY		0-0-0		0-0-0		3-0-0		
0-0-0	0-0-0	0-0-0		NEUTRAL		0-0-0		0-0-0		0-0-0		
<hr/>												
4-2-1	0-0-0	0-0-0		CONFERENCE		0-1-0		0-1-0		4-0-1		
3-0-1	0-0-0	0-0-0		HOME		0-0-0		0-0-0		3-0-1		
1-2-0	0-0-0	0-0-0		AWAY		0-1-0		0-1-0		1-0-0		
0-0-0	0-0-0	0-0-0		NEUTRAL		0-0-0		0-0-0		0-0-0		
<hr/>												
RPI	S	Opponent	Score	RPI	S	Opponent	Score	RPI	S	Opponent	Score	
				85 H Temple 0 3				130 A Niagara 1 2				
				88 A Fairfield 0 1				153 H Bucknell 1 0				
								173 H Fairleigh Dickinson 2 3				
								176 H Manhattan 3 1				
								207 A Seton Hall 1 0				
								238 A Wagner 4 1				
								284 H Marist 2 2				
								286 A Iona 2 0				
								312 H Quinnipiac 2 1				
								313 H NJIT 2 1				
								314 A Delaware St. 2 1				
								320 H Canisius 5 0				

Non-Div. I Games:

Rider

Average RPI Win: 233		WON-LOST RECORD		WINNING PCT. RANK		LAST 10 GAMES		STRENGTH OF SCHEDULE		OPP. STRENGTH OF SCHEDULE		TEAM RPI		ADJ RPI		CONF. RPI		ADJ CONF. RPI	
DIV. I ONLY		7-5-3		.56667 120		6-2-2		147		256		146		.51081 146		22		22	
DIV. I NON-CONF.		4-3-1		.5625 132		3-0-0		74		195		97		.54186 98		22		22	
TOTALS		RPI 1-25		RPI 26-50		W-L RECORDS		RPI 51-100		RPI 101-150		RPI 150+							
7-5-3		0-0-0		0-1-0		OVERALL		1-0-0		0-1-2		6-3-1							
4-1-3		0-0-0		0-0-0		HOME		0-0-0		0-0-2		4-1-1							
3-3-0		0-0-0		0-1-0		AWAY		1-0-0		0-0-0		2-2-0							
0-1-0		0-0-0		0-0-0		NEUTRAL		0-0-0		0-1-0		0-0-0							
4-3-1		0-0-0		0-1-0		NON-CONFERENCE		1-0-0		0-1-0		3-1-1							
3-0-1		0-0-0		0-0-0		HOME		0-0-0		0-0-0		3-0-1							
1-2-0		0-0-0		0-0-		AWAY		1-0-0		0-0-0		0-1-0							
0-1-0		0-0-0		0-0-0		NEUTRAL		0-0-0		0-1-0		0-0-0							
3-2-2		0-0-0		0-0-0		CONFERENCE		0-0-0		0-0-2		3-2-0							
1-1-2		0-0-0		0-0-0		HOME		0-0-0		0-0-2		1-1-0							
2-1-0		0-0-0		0-0-0		AWAY		0-0-0		0-0-0		2-1-0							
0-0-0		0-0-0		0-0-0		NEUTRAL		0-0-0		0-0-0		0-0-0							
RPI S	Opponent	Score		RPI S	Opponent	Score		RPI S	Opponent	Score		RPI S	Opponent	Score					
				27 A	Arizona	0 1		99 A	UTEP	1 0		112 H	Montana	0 0					
												137 H	Portland St.	1 1					
												140 N	UC Riverside	2 4					
												159 A	UNLV	1 2					
												174 H	Valparaiso	0 0					
												205 A	Northern Colo.	1 0					
												211 H	Grand Canyon	2 0					
												241 H	South Dakota	3 2					
												245 H	Eastern Wash.	0 1					
												253 A	Idaho	1 2					
												256 H	Wright St.	1 0					
												297 H	Sacramento St.	1 0					
												325 A	North Dakota	3 0					
LAST 10 GAMES																			
				245 H	Eastern Wash.	0 1		297 H	Sacramento St.	1 0									
				112 H	Montana	0 0		137 H	Portland St.	1 1									
				205 A	Northern Colo.	1 0		99 A	UTEP	1 0									
				325 A	North Dakota	3 0		211 H	Grand Canyon	2 0									
				253 A	Idaho	1 2		256 H	Wright St.	1 0									

Non-Div. I Games:

Northern Ariz.

Average RPI Win: 264		WON-LOST RECORD	WINNING PCT. RANK	LAST 10 GAMES	STRENGTH OF SCHEDULE	OPP. STRENGTH OF SCHEDULE	TEAM RPI	ADJ RPI	CONF. RPI	ADJ CONF. RPI	
Average RPI Loss: 118											
DIV. I ONLY		10-3-2	.73333 35	8-1-1	297	190	143	.51053 147	28	28	
DIV. I NON-CONF.		4-3-2	.55556 139	2-1-1	239	173	192	.48624 195	26	26	
<hr/>											
TOTALS		RPI 1-25	RPI 26-50		W-L RECORDS		RPI 51-100		RPI 101-150		RPI 150+
10-3-2		0-1-0	0-0-0		OVERALL		0-1-0		0-0-0		10-1-2
6-1-0		0-0-0	0-0-0		HOME		0-0-0		0-0-0		6-1-0
4-2-2		0-1-0	0-0-0		AWAY		0-1-0		0-0-0		4-0-2
0-0-0		0-0-0	0-0-0		NEUTRAL		0-0-0		0-0-0		0-0-0
<hr/>											
4-3-2		0-1-0	0-0-0		NON-CONFERENCE		0-1-0		0-0-0		4-1-2
2-1-0		0-0-0	0-0-0		HOME		0-0-0		0-0-0		2-1-0
2-2-2		0-1-0	0-0-		AWAY		0-1-0		0-0-0		2-0-2
0-0-0		0-0-0	0-0-0		NEUTRAL		0-0-0		0-0-0		0-0-0
<hr/>											
6-0-0		0-0-0	0-0-0		CONFERENCE		0-0-0		0-0-0		6-0-0
4-0-0		0-0-0	0-0-0		HOME		0-0-0		0-0-0		4-0-0
2-0-0		0-0-0	0-0-0		AWAY		0-0-0		0-0-0		2-0-0
0-0-0		0-0-0	0-0-0		NEUTRAL		0-0-0		0-0-0		0-0-0
<hr/>											
RPI S	Opponent	Score		RPI S	Opponent	Score		RPI S	Opponent	Score	
14 A	Kansas	0 1						76 A	Tulsa	0 2	
								172 A	Creighton	2 0	
								190 H	Missouri St.	1 0	
								192 A	SIUE	1 1	
								211 H	Grand Canyon	2 0	
								224 A	Oral Roberts	1 1	
								265 H	Central Ark.	0 1	
								276 A	Tex.-Pan American	2 1	
								276 H	Tex.-Pan American	6 0	
								287 H	Bakersfield	4 0	
								302 A	New Mexico St.	2 1	
								302 H	New Mexico St.	4 2	
								309 H	Western Ill.	3 0	
310 A	Eastern Ill.	4 1									
				LAST 10 GAMES							
				287 H	Bakersfield	4 0		302 H	New Mexico St.	4 2	
				211 H	Grand Canyon	2 0		172 A	Creighton	2 0	
				276 A	Tex.-Pan American	2 1		14 A	Kansas	0 1	
				302 A	New Mexico St.	2 1		309 H	Western Ill.	3 0	
				276 H	Tex.-Pan American	6 0		192 A	SIUE	1 1	

Non-Div. I Games:

UMKC

Average RPI Win: 206		WON-LOST	WINNING	LAST 10	STRENGTH OF		OPP. STRENGTH	TEAM	ADJ		CONF.	ADJ CONF.			
Average RPI Loss: 155		RECORD	PCT. RANK	GAMES	SCHEDULE		OF SCHEDULE	RPI	RPI		RPI	RPI			
DIV. I ONLY		8-5-3	.59375	100	4-3-3		199	196	151	.51013	148	16	15		
DIV. I NON-CONF.		5-2-1	.6875	69	1-0-1		302	189	194	.48757	191	15	15		
<hr/>															
TOTALS		RPI 1-25	RPI 26-50		W-L RECORDS		RPI 51-100		RPI 101-150		RPI 150+				
8-5-3		0-0-0	1-0-0		OVERALL		0-2-1		2-1-0		5-2-2				
3-2-2		0-0-0	0-0-0		HOME		0-1-1		0-1-0		3-0-1				
3-2-1		0-0-0	0-0-0		AWAY		0-1-0		2-0-0		1-1-1				
2-1-0		0-0-0	1-0-0		NEUTRAL		0-0-0		0-0-0		1-1-0				
<hr/>															
5-2-1		0-0-0	1-0-0		NON-CONFERENCE		0-1-0		0-0-0		4-1-1				
2-0-1		0-0-0	0-0-0		HOME		0-0-0		0-0-0		2-0-1				
1-1-0		0-0-0	0-0-		AWAY		0-1-0		0-0-0		1-0-0				
2-1-0		0-0-0	1-0-0		NEUTRAL		0-0-0		0-0-0		1-1-0				
<hr/>															
3-3-2		0-0-0	0-0-0		CONFERENCE		0-1-1		2-1-0		1-1-1				
1-2-1		0-0-0	0-0-0		HOME		0-1-1		0-1-0		1-0-0				
2-1-1		0-0-0	0-0-0		AWAY		0-0-0		2-0-0		0-1-1				
0-0-0		0-0-0	0-0-0		NEUTRAL		0-0-0		0-0-0		0-0-0				
<hr/>															
RPI	S	Opponent	Score	RPI	S	Opponent	Score	RPI	S	Opponent	Score	RPI	S	Opponent	Score
				50	N	Colorado	1 0	58	H	Miami (OH)	1 1	102	A	Eastern Mich.	2 1
								69	H	Buffalo	0 2	113	H	Ball St.	0 1
								100	A	Louisville	2 3	136	A	Western Mich.	3 1
												216	A	Cleveland St.	1 0
												240	N	St. Bonaventure	0 1
												243	A	Northern Ill.	1 1
												246	H	Akron	3 0
												254	A	Bowling Green	0 1
												267	H	Oakland	1 1
												292	H	Eastern Ky.	3 0
												293	N	Saint Francis (PA)	1 0
												309	H	Western Ill.	3 0
<hr/>															
LAST 10 GAMES															
				254	A	Bowling Green	0 1	243	A	Northern Ill.	1 1				
				102	A	Eastern Mich.	2 1	246	H	Akron	3 0				
				113	H	Ball St.	0 1	69	H	Buffalo	0 2				
				58	H	Miami (OH)	1 1	292	H	Eastern Ky.	3 0				
				136	A	Western Mich.	3 1	267	H	Oakland	1 1				

Non-Div. I Games:

Kent St.

Average RPI Win: 200		WON-LOST	WINNING	LAST 10	STRENGTH OF		OPP. STRENGTH	TEAM	ADJ	CONF.	ADJ CONF.
Average RPI Loss: 48		RECORD	PCT. RANK	GAMES	SCHEDULE		OF SCHEDULE	RPI	RPI	RPI	RPI
DIV. I ONLY		6-9-0	.4	228	3-7-0		100	30	149	.50931	149
DIV. I NON-CONF.		4-4-0	.5	153	1-2-0		182	61	159	.50489	158
TOTALS		RPI 1-25	RPI 26-50		W-L RECORDS		RPI 51-100		RPI 101-150		RPI 150+
6-9-0		0-5-0	0-1-0		OVERALL		1-2-0		0-0-0		5-1-0
2-6-0		0-3-0	0-0-0		HOME		0-2-0		0-0-0		2-1-0
4-3-0		0-2-0	0-1-0		AWAY		1-0-0		0-0-0		3-0-0
0-0-0		0-0-0	0-0-0		NEUTRAL		0-0-0		0-0-0		0-0-0
4-4-0		0-2-0	0-0-0		NON-CONFERENCE		0-1-0		0-0-0		4-1-0
2-3-0		0-1-0	0-0-0		HOME		0-1-0		0-0-0		2-1-0
2-1-0		0-1-0	0-0-		AWAY		0-0-0		0-0-0		2-0-0
0-0-0		0-0-0	0-0-0		NEUTRAL		0-0-0		0-0-0		0-0-0
2-5-0		0-3-0	0-1-0		CONFERENCE		1-1-0		0-0-0		1-0-0
0-3-0		0-2-0	0-0-0		HOME		0-1-0		0-0-0		0-0-0
2-2-0		0-1-0	0-1-0		AWAY		1-0-0		0-0-0		1-0-0
0-0-0		0-0-0	0-0-0		NEUTRAL		0-0-0		0-0-0		0-0-0
RPI S	Opponent	Score	RPI S	Opponent	Score	RPI S	Opponent	Score	RPI S	Opponent	Score
3 A	North Carolina	1 2	31 A	Boston College	1 3	63 H	Duke	0 3	162 A	Villanova	2 1
6 H	Florida St.	0 3				80 H	VCU	0 1	181 A	Toledo	1 0
11 H	Washington	0 1				98 A	Syracuse	1 0	198 H	Duquesne	0 1
20 H	Notre Dame	0 2							221 A	North Carolina St.	3 0
21 A	La Salle	0 1							246 H	Akron	3 0
									291 H	Robert Morris	3 1
LAST 10 GAMES											
6 H	Florida St.	0 3	31 A	Boston College	1 3						
3 A	North Carolina	1 2	63 H	Duke	0 3						
20 H	Notre Dame	0 2	80 H	VCU	0 1						
221 A	North Carolina St.	3 0	21 A	La Salle	0 1						
98 A	Syracuse	1 0	162 A	Villanova	2 1						

Non-Div. I Games:

Pittsburgh

H  
a  
w  
a  
i  
i

Hawaii

UNCW

Average RPI Win: 181		WON-LOST RECORD		WINNING PCT. RANK		LAST 10 GAMES		STRENGTH OF SCHEDULE		OPP. STRENGTH OF SCHEDULE		TEAM RPI		ADJ RPI		CONF. RPI		ADJ CONF. RPI	
DIV. I ONLY		7-8-2		.47059 182		3-5-2		132		92		155		.5089 151		11		11	
DIV. I NON-CONF.		5-3-1		.61111 107		1-0-1		178		75		107		.53516 105		9		9	
TOTALS		RPI 1-25		RPI 26-50		W-L RECORDS		RPI 51-100		RPI 101-150		RPI 150+							
7-8-2		0-1-0		0-0-0		OVERALL		2-4-2		0-1-0		5-2-0							
4-3-2		0-0-0		0-0-0		HOME		1-3-2		0-0-0		3-0-0							
2-5-0		0-1-0		0-0-0		AWAY		0-1-0		0-1-0		2-2-0							
1-0-0		0-0-0		0-0-0		NEUTRAL		1-0-0		0-0-0		0-0-0							
5-3-1		0-1-0		0-0-0		NON-CONFERENCE		2-1-1		0-0-0		3-1-0							
3-1-1		0-0-0		0-0-0		HOME		1-1-1		0-0-0		2-0-0							
1-2-0		0-1-0		0-0-		AWAY		0-0-0		0-0-0		1-1-0							
1-0-0		0-0-0		0-0-0		NEUTRAL		1-0-0		0-0-0		0-0-0							
2-5-1		0-0-0		0-0-0		CONFERENCE		0-3-1		0-1-0		2-1-0							
1-2-1		0-0-0		0-0-0		HOME		0-2-1		0-0-0		1-0-0							
1-3-0		0-0-0		0-0-0		AWAY		0-1-0		0-1-0		1-1-0							
0-0-0		0-0-0		0-0-0		NEUTRAL		0-0-0		0-0-0		0-0-0							
RPI S	Opponent	Score		RPI S	Opponent	Score		RPI S	Opponent	Score		RPI S	Opponent	Score					
18 A	Virginia Tech	0	2					61 H	Hofstra	2	2	103 A	James Madison	0	2				
								62 H	William & Mary	0	2	186 A	Delaware	1	4				
								65 H	Northeastern	0	1	187 A	Towson	2	1				
								70 N	Wake Forest	3	2	199 H	Coastal Caro.	7	0				
								82 H	East Carolina	0	0	202 H	Elon	2	0				
								91 A	Drexel	0	1	208 A	Campbell	1	0				
								93 H	Ga. Southern	0	2	221 A	North Carolina St.	1	2				
								96 H	Charlotte	4	2	304 H	Francis Marion	8	0				
LAST 10 GAMES																			
								61 H	Hofstra	2	2	62 H	William & Mary	0	2				
								65 H	Northeastern	0	1	91 A	Drexel	0	1				
								103 A	James Madison	0	2	186 A	Delaware	1	4				
								187 A	Towson	2	1	82 H	East Carolina	0	0				
								202 H	Elon	2	0	199 H	Coastal Caro.	7	0				

Non-Div. I Games:

UNCW

L  
i  
p  
s  
c  
o  
m  
b

Lipscomb



Average RPI Win:		232	WON-LOST		WINNING		LAST 10		STRENGTH OF		OPP. STRENGTH		TEAM	ADJ		CONF.	ADJ CONF.	
Average RPI Loss:		80	RECORD		PCT. RANK		GAMES		SCHEDULE		OF SCHEDULE		RPI	RPI		RPI	RPI	
DIV. I ONLY			7-7-2		.5		162		4-4-2		125		178		151		.50823	
DIV. I NON-CONF.			5-4-1		.55		145		2-1-1		127		232		131		.51696	
TOTALS		RPI 1-25		RPI 26-50		W-L RECORDS		RPI 51-100		RPI 101-150		RPI 150+						
7-7-2		0-2-0		0-0-0		OVERALL		0-2-0		1-3-0		6-0-2						
3-1-1		0-0-0		0-0-0		HOME		0-0-0		0-1-0		3-0-1						
4-6-1		0-2-0		0-0-0		AWAY		0-2-0		1-2-0		3-0-1						
0-0-0		0-0-0		0-0-0		NEUTRAL		0-0-0		0-0-0		0-0-0						
5-4-1		0-1-0		0-0-0		NON-CONFERENCE		0-1-0		1-2-0		4-0-1						
2-1-0		0-0-0		0-0-0		HOME		0-0-0		0-1-0		2-0-0						
3-3-1		0-1-0		0-0-		AWAY		0-1-0		1-1-0		2-0-1						
0-0-0		0-0-0		0-0-0		NEUTRAL		0-0-0		0-0-0		0-0-0						
2-3-1		0-1-0		0-0-0		CONFERENCE		0-1-0		0-1-0		2-0-1						
1-0-1		0-0-0		0-0-0		HOME		0-0-0		0-0-0		1-0-1						
1-3-0		0-1-0		0-0-0		AWAY		0-1-0		0-1-0		1-0-0						
0-0-0		0-0-0		0-0-0		NEUTRAL		0-0-0		0-0-0		0-0-0						
RPI	S	Opponent		Score		RPI	S	Opponent		Score		RPI	S	Opponent		Score		
4	A	Penn St.		0	7							61	A	Hofstra		2	4	
23	A	Colgate		0	2							66	A	Navy		0	3	

Non-Div. I Games:

Bucknell

Average RPI Win:	195	WON-LOST RECORD	WINNING PCT. RANK	LAST 10 GAMES	STRENGTH OF SCHEDULE	OPP. STRENGTH OF SCHEDULE	TEAM RPI	ADJ RPI	CONF. RPI	ADJ CONF. RPI	
DIV. I ONLY	7-5-3	.56667	120	6-2-2	153	253	148	.50783	154	29	29
DIV. I NON-CONF.	5-3-2	.6	114	4-0-1	126	194	108	.53172	111	27	27
<hr/>											
TOTALS	RPI 1-25	RPI 26-50		W-L RECORDS	RPI 51-100		RPI 101-150		RPI 150+		
7-5-3	0-0-0	0-1-0		OVERALL	1-1-0		1-0-1		5-3-2		
6-1-2	0-0-0	0-1-0		HOME	1-0-0		1-0-1		4-0-1		
0-4-1	0-0-0	0-0-0		AWAY	0-1-0		0-0-0		0-3-1		
1-0-0	0-0-0	0-0-0		NEUTRAL	0-0-0		0-0-0		1-0-0		
<hr/>											
5-3-2	0-0-0	0-1-0		NON-CONFERENCE	1-1-0		1-0-1		3-1-1		
4-1-2	0-0-0	0-1-0		HOME	1-0-0		1-0-1		2-0-1		
0-2-0	0-0-0	0-0-		AWAY	0-1-0		0-0-0		0-1-0		
1-0-0	0-0-0	0-0-0		NEUTRAL	0-0-0		0-0-0		1-0-0		
<hr/>											
2-2-1	0-0-0	0-0-0		CONFERENCE	0-0-0		0-0-0		2-2-1		
2-0-0	0-0-0	0-0-0		HOME	0-0-0		0-0-0		2-0-0		
0-2-1	0-0-0	0-0-0		AWAY	0-0-0		0-0-0		0-2-1		
0-0-0	0-0-0	0-0-0		NEUTRAL	0-0-0		0-0-0		0-0-0		
<hr/>											
RPI S	Opponent	Score	RPI S	Opponent	Score	RPI S	Opponent	Score	RPI S	Opponent	Score
			36 H	UConn	1 3	88 H	Fairfield	3 0	117 H	Hartford	0 0
						95 A	St. John's (NY)	0 2	143 H	Yale	4 0
									173 H	Fairleigh Dickinson	1 0
									200 H	Lehigh	2 1
									212 N	New Hampshire	1 0
									227 H	Maine	3 3
									233 H	Sacred Heart	2 0
									238 A	Wagner	0 1
									278 A	Vermont	2 3
									291 A	Robert Morris	1 1
									293 A	Saint Francis (PA)	0 1
									313 H	NJIT	2 0
<hr/>											
LAST 10 GAMES											
			238 A	Wagner	0 1	291 A	Robert Morris	1 1			
			233 H	Sacred Heart	2 0	88 H	Fairfield	3 0			
			143 H	Yale	4 0	227 H	Maine	3 3			
			173 H	Fairleigh Dickinson	1 0	200 H	Lehigh	2 1			
			293 A	Saint Francis (PA)	0 1	313 H	NJIT	2 0			

Non-Div. I Games:

Central Conn. St.

H  
i  
g  
h  
P  
o  
i  
n  
t

High Point

Average RPI Win: 213		WON-LOST	WINNING	LAST 10	STRENGTH OF		OPP. STRENGTH	TEAM	ADJ	CONF.	ADJ CONF.
Average RPI Loss: 75		RECORD	PCT. RANK	GAMES	SCHEDULE		OF SCHEDULE	RPI	RPI	RPI	RPI
DIV. I ONLY		7-7-1	.5	162	5-4-1		144	111	157	.50679	156
DIV. I NON-CONF.		5-4-0	.55556	139	3-1-0		220	128	169	.50077	169
TOTALS		RPI 1-25	RPI 26-50		W-L RECORDS		RPI 51-100		RPI 101-150		RPI 150+
7-7-1	0-0-0	0-2-0		OVERALL		1-4-0		1-1-0		5-0-1	
5-5-0	0-0-0	0-2-0		HOME		1-3-0		1-0-0		3-0-0	
2-2-1	0-0-0	0-0-0		AWAY		0-1-0		0-1-0		2-0-1	
0-0-0	0-0-0	0-0-0		NEUTRAL		0-0-0		0-0-0		0-0-0	
5-4-0	0-0-0	0-2-0		NON-CONFERENCE		0-2-0		0-0-0		5-0-0	
3-3-0	0-0-0	0-2-0		HOME		0-1-0		0-0-0		3-0-0	
2-1-0	0-0-0	0-0-		AWAY		0-1-0		0-0-0		2-0-0	
0-0-0	0-0-0	0-0-0		NEUTRAL		0-0-0		0-0-0		0-0-0	
2-3-1	0-0-0	0-0-0		CONFERENCE		1-2-0		1-1-0		0-0-1	
2-2-0	0-0-0	0-0-0		HOME		1-2-0		1-0-0		0-0-0	
0-1-1	0-0-0	0-0-0		AWAY		0-0-0		0-1-0		0-0-1	
0-0-0	0-0-0	0-0-0		NEUTRAL		0-0-0		0-0-0		0-0-0	
RPI S	Opponent	Score	RPI S	Opponent	Score	RPI S	Opponent	Score	RPI S	Opponent	Score
			27 H	Arizona	0 2	57 A	Santa Clara	0 1	131 A	Middle Tenn.	0 2
			41 H	FGCU	0 2	75 H	Rice	2 1	133 H	Old Dominion	2 1
						81 H	North Texas	1 2	157 A	Fla. Atlantic	0 0
						90 H	Long Beach St.	1 3	203 H	Murray St.	1 0
						96 H	Charlotte	1 2	229 H	Oregon St.	1 0
									264 A	North Florida	3 0
									290 H	Stetson	2 0
									296 A	Pacific	1 0
LAST 10 GAMES											
			81 H	North Texas	1 2	133 H	Old Dominion	2 1			
			75 H	Rice	2 1	90 H	Long Beach St.	1 3			
			131 A	Middle Tenn.	0 2	290 H	Stetson	2 0			
			157 A	Fla. Atlantic	0 0	229 H	Oregon St.	1 0			
			96 H	Charlotte	1 2	203 H	Murray St.	1 0			

Non-Div. I Games:

FIU

Average RPI Win:	135	WON-LOST	WINNING	LAST 10	STRENGTH OF	OPP. STRENGTH	TEAM	ADJ	CONF.	ADJ CONF.	
Average RPI Loss:	118	RECORD	PCT. RANK	GAMES	SCHEDULE	OF SCHEDULE	RPI	RPI	RPI	RPI	
DIV. I ONLY	7-7-3	.5	162	4-4-2	152	96	154	.50666	157	12	12
DIV. I NON-CONF.	5-4-1	.55	145	2-1-0	201	83	152	.50734	154	14	14
<hr/>											
TOTALS	RPI 1-25	RPI 26-50		W-L RECORDS		RPI 51-100		RPI 101-150		RPI 150+	
7-7-3	0-2-0	1-0-0		OVERALL		2-1-0		1-2-0		3-2-3	
4-3-2	0-0-0	0-0-0		HOME		2-1-0		0-1-0		2-1-2	
3-4-1	0-2-0	1-0-0		AWAY		0-0-0		1-1-0		1-1-1	
0-0-0	0-0-0	0-0-0		NEUTRAL		0-0-0		0-0-0		0-0-0	
5-4-1	0-2-0	1-0-0		NON-CONFERENCE		0-0-0		1-0-0		3-2-1	
2-1-1	0-0-0	0-0-0		HOME		0-0-0		0-0-0		2-1-1	
3-3-0	0-2-0	1-0-		AWAY		0-0-0		1-0-0		1-1-0	
0-0-0	0-0-0	0-0-0		NEUTRAL		0-0-0		0-0-0		0-0-0	
2-3-2	0-0-0	0-0-0		CONFERENCE		2-1-0		0-2-0		0-0-2	
2-2-1	0-0-0	0-0-0		HOME		2-1-0		0-1-0		0-0-1	
0-1-1	0-0-0	0-0-0		AWAY		0-0-0		0-1-0		0-0-1	
0-0-0	0-0-0	0-0-0		NEUTRAL		0-0-0		0-0-0		0-0-0	
<hr/>											
RPI S	Opponent	Score		RPI S	Opponent	Score		RPI S	Opponent	Score	
15 A	Pepperdine	0	4	43 A	South Fla.	1	0	75 H	Rice	2	3
24 A	UCF	0	1					81 H	North Texas	2	0
								96 H	Charlotte	1	0

Non-Div. I Games:

Fla. Atlantic

Average RPI Win:	226	WON-LOST RECORD	WINNING PCT. RANK	LAST 10 GAMES	STRENGTH OF SCHEDULE	OPP. STRENGTH OF SCHEDULE	TEAM RPI	ADJ RPI	CONF. RPI	ADJ CONF. RPI	
DIV. I ONLY		9-7-1	.55882 131	5-5-0	187	170	159	.50522 158	21	21	
DIV. I NON-CONF.		6-4-1	.59091 126	2-2-0	172	120	116	.52653 116	20	20	
<hr/>											
TOTALS	RPI 1-25	RPI 26-50		W-L RECORDS	RPI 51-100		RPI 101-150		RPI 150+		
9-7-1	0-0-0	0-2-0		OVERALL	1-0-0		0-1-0		8-4-1		
6-3-1	0-0-0	0-1-0		HOME	1-0-0		0-0-0		5-2-1		
2-4-0	0-0-0	0-1-0		AWAY	0-0-0		0-1-0		2-2-0		
1-0-0	0-0-0	0-0-0		NEUTRAL	0-0-0		0-0-0		1-0-0		
<hr/>											
6-4-1	0-0-0	0-1-0		NON-CONFERENCE	1-0-0		0-1-0		5-2-1		
4-2-1	0-0-0	0-1-0		HOME	1-0-0		0-0-0		3-1-1		
1-2-0	0-0-0	0-0-		AWAY	0-0-0		0-1-0		1-1-0		
1-0-0	0-0-0	0-0-0		NEUTRAL	0-0-0		0-0-0		1-0-0		
<hr/>											
3-3-0	0-0-0	0-1-0		CONFERENCE	0-0-0		0-0-0		3-2-0		
2-1-0	0-0-0	0-0-0		HOME	0-0-0		0-0-0		2-1-0		
1-2-0	0-0-0	0-1-0		AWAY	0-0-0		0-0-0		1-1-0		
0-0-0	0-0-0	0-0-0		NEUTRAL	0-0-0		0-0-0		0-0-0		
<hr/>											
RPI S	Opponent	Score	RPI S	Opponent	Score	RPI S	Opponent	Score	RPI S	Opponent	Score
			31 H	Boston College	0 1	93 H	Ga. Southern	2 0	105 A	Furman	0 2
			41 A	FGCU	0 2				152 A	Lipscomb	0 1
									153 H	Bucknell	1 2
									155 H	High Point	0 0
									157 H	Fla. Atlantic	1 0
									165 A	Miami (FL)	0 1
									182 H	Kennesaw St.	0 1
									193 N	UAB	2 1
									199 H	Coastal Caro.	2 1
									231 H	Lafayette	3 0
									266 A	Col. of Charleston	2 1
									279 A	Northern Ky.	1 0
									290 H	Stetson	2 1
									324 H	USC Upstate	2 1
			LAST 10 GAMES								
			41 A	FGCU	0 2	290 H	Stetson	2 1			
			324 H	USC Upstate	2 1	93 H	Ga. Southern	2 0			
			182 H	Kennesaw St.	0 1	105 A	Furman	0 2			
			152 A	Lipscomb	0 1	153 H	Bucknell	1 2			
			279 A	Northern Ky.	1 0	157 H	Fla. Atlantic	1 0			

Non-Div. I Games:

Jacksonville

Average RPI Win: 225		WON-LOST	WINNING	LAST 10	STRENGTH OF	OPP. STRENGTH	TEAM	ADJ	CONF.	ADJ CONF.						
Average RPI Loss: 128		RECORD	PCT. RANK	GAMES	SCHEDULE	OF SCHEDULE	RPI	RPI	RPI	RPI						
DIV. I ONLY		8-7-1	.53125	149	5-5-0	174	150	162	.5047	159	17	17				
DIV. I NON-CONF.		5-2-1	.6875	69	2-0-0	160	119	79	.55457	80	16	16				
<hr/>																
TOTALS		RPI 1-25		RPI 26-50		W-L RECORDS		RPI 51-100		RPI 101-150		RPI 150+				
8-7-1		0-0-0		0-2-1		OVERALL		1-1-0		1-2-0		6-2-0				
4-4-0		0-0-0		0-2-0		HOME		0-0-0		1-0-0		3-2-0				
4-3-1		0-0-0		0-0-1		AWAY		1-1-0		0-2-0		3-0-0				
0-0-0		0-0-0		0-0-0		NEUTRAL		0-0-0		0-0-0		0-0-0				
5-2-1		0-0-0		0-1-1		NON-CONFERENCE		1-0-0		1-1-0		3-0-0				
3-1-0		0-0-0		0-1-0		HOME		0-0-0		1-0-0		2-0-0				
2-1-1		0-0-0		0-1-		AWAY		1-0-0		0-1-0		1-0-0				
0-0-0		0-0-0		0-0-0		NEUTRAL		0-0-0		0-0-0		0-0-0				
3-5-0		0-0-0		0-1-0		CONFERENCE		0-1-0		0-1-0		3-2-0				
1-3-0		0-0-0		0-1-0		HOME		0-0-0		0-0-0		1-2-0				
2-2-0		0-0-0		0-0-0		AWAY		0-1-0		0-1-0		2-0-0				
0-0-0		0-0-0		0-0-0		NEUTRAL		0-0-0		0-0-0		0-0-0				
RPI	S	Opponent	Score	RPI	S	Opponent	Score	RPI	S	Opponent	Score					
				39	A	Utah	1 1	86	A	Colorado Col.	0 2	115	A	Utah Valley	0 1	
				47	H	San Diego St.	0 3	99	A	UTEP	1 0	118	A	Wyoming	0 3	
				50	H	Colorado	0 3					146	H	Northern Ariz.	2 1	
												206	H	New Mexico	0 1	
												211	H	Grand Canyon	3 2	
												223	A	Air Force	2 0	
												250	H	San Jose St.	3 0	
												272	H	Fresno St.	0 1	
												274	A	Colorado St.	1 0	
												293	H	Saint Francis (PA)	3 0	
												302	A	New Mexico St.	3 2	
<hr/>																
LAST 10 GAMES																
				223	A	Air Force	2 0	272	H	Fresno St.	0 1					
				86	A	Colorado Col.	0 2	118	A	Wyoming	0 3					
				47	H	San Diego St.	0 3	274	A	Colorado St.	1 0					
				206	H	New Mexico	0 1	302	A	New Mexico St.	3 2					
				250	H	San Jose St.	3 0	99	A	UTEP	1 0					

Non-Div. I Games:

UNLV

Average RPI Win:	185	WON-LOST	WINNING	LAST 10	STRENGTH OF	OPP. STRENGTH	TEAM	ADJ	CONF.	ADJ CONF.	
Average RPI Loss:	93	RECORD	PCT. RANK	GAMES	SCHEDULE	OF SCHEDULE	RPI	RPI	RPI	RPI	
DIV. I ONLY	5-5-2	.5	162	3-5-2	148	118	158	.50467	160	9	9
DIV. I NON-CONF.	4-2-2	.625	97	2-2-2	219	127	130	.51809	132	10	10
TOTALS	RPI 1-25	RPI 26-50	W-L RECORDS		RPI 51-100	RPI 101-150		RPI 150+			
5-5-2	0-0-0	0-1-0	OVERALL		0-2-1	2-1-0		3-1-1			
3-3-1	0-0-0	0-1-0	HOME		0-2-0	2-0-0		1-0-1			
2-2-1	0-0-0	0-0-0	AWAY		0-0-1	0-1-0		2-1-0			
0-0-0	0-0-0	0-0-0	NEUTRAL		0-0-0	0-0-0		0-0-0			
4-2-2	0-0-0	0-0-0	NON-CONFERENCE		0-2-1	1-0-0		3-0-1			
2-2-1	0-0-0	0-0-0	HOME		0-2-0	1-0-0		1-0-1			
2-0-1	0-0-0	0-0-	AWAY		0-0-1	0-0-0		2-0-0			
0-0-0	0-0-0	0-0-0	NEUTRAL		0-0-0	0-0-0		0-0-0			
1-3-0	0-0-0	0-1-0	CONFERENCE		0-0-0	1-1-0		0-1-0			
1-1-0	0-0-0	0-1-0	HOME		0-0-0	1-0-0		0-0-0			
0-2-0	0-0-0	0-0-0	AWAY		0-0-0	0-1-0		0-1-0			
0-0-0	0-0-0	0-0-0	NEUTRAL		0-0-0	0-0-0		0-0-0			
RPI S	Opponent	Score	RPI S	Opponent	Score	RPI S	Opponent	Score	RPI S	Opponent	Score
			46 H	Harvard	0 3	62 H	William & Mary	0 3	121 A	Dartmouth	0 2
						66 H	Navy	1 2	128 H	Columbia	1 0
						80 A	VCU	0 0	133 H	Old Dominion	3 2
									163 H	Loyola Maryland	1 0
									168 A	Cornell	2 3
									186 A	Delaware	1 0
									293 H	Saint Francis (PA)	1 1
									316 A	Mt. St. Mary's	1 0
LAST 10 GAMES											
			121 A	Dartmouth	0 2	46 H	Harvard	0 3			
			66 H	Navy	1 2	186 A	Delaware	1 0			
			128 H	Columbia	1 0	80 A	VCU	0 0			
			163 H	Loyola Maryland	1 0	62 H	William & Mary	0 3			
			168 A	Cornell	2 3	293 H	Saint Francis (PA)	1 1			

Non-Div. I Games:

Penn



Average RPI Win:	191	WON-LOST	WINNING	LAST 10	STRENGTH OF	OPP. STRENGTH	TEAM	ADJ	CONF.	ADJ CONF.			
Average RPI Loss:	155	RECORD	PCT. RANK	GAMES	SCHEDULE	OF SCHEDULE	RPI	RPI	RPI	RPI			
DIV. I ONLY	7-9-0	.4375	203	4-6-0	72	252	160	.50466	161	15	16		
DIV. I NON-CONF.	3-6-0	.33333	251	0-3-0	139	219	227	.4612	225	17	17		
<hr/>													
TOTALS	RPI 1-25	RPI 26-50		W-L RECORDS		RPI 51-100		RPI 101-150		RPI 150+			
7-9-0	0-0-0	0-0-0		OVERALL		1-1-0		1-4-0		5-4-0			
4-3-0	0-0-0	0-0-0		HOME		1-1-0		1-0-0		2-2-0			
3-6-0	0-0-0	0-0-0		AWAY		0-0-0		0-4-0		3-2-0			
0-0-0	0-0-0	0-0-0		NEUTRAL		0-0-0		0-0-0		0-0-0			
3-6-0	0-0-0	0-0-0		NON-CONFERENCE		1-0-0		0-3-0		2-3-0			
2-1-0	0-0-0	0-0-0		HOME		1-0-0		0-0-0		1-1-0			
1-5-0	0-0-0	0-0-		AWAY		0-0-0		0-3-0		1-2-0			
0-0-0	0-0-0	0-0-0		NEUTRAL		0-0-0		0-0-0		0-0-0			
4-3-0	0-0-0	0-0-0		CONFERENCE		0-1-0		1-1-0		3-1-0			
2-2-0	0-0-0	0-0-0		HOME		0-1-0		1-0-0		1-1-0			
2-1-0	0-0-0	0-0-0		AWAY		0-0-0		0-1-0		2-0-0			
0-0-0	0-0-0	0-0-0		NEUTRAL		0-0-0		0-0-0		0-0-0			
RPI	S	Opponent	Score	RPI	S	Opponent	Score	RPI	S	Opponent	Score		
						87 H	South Ala.	1	2	103 A	James Madison	1	2
						89 H	Liberty	4	3	104 H	Troy	3	2
										109 A	Texas St.	1	2
										116 A	Marshall	1	2
										141 A	East Tenn. St.	0	1
										171 H	La.-Lafayette	1	2
										177 A	Morehead St.	1	4
										194 A	UALR	3	0
										202 A	Elon	3	1
										217 H	Belmont	4	1
										230 H	La.-Monroe	1	0
										244 H	George Mason	0	2
										251 A	Radford	1	2
										299 A	Arkansas St.	1	0

Non-Div. I Games:

Appalachian St.

Average RPI Win: 193		WON-LOST RECORD		WINNING PCT. RANK		LAST 10 GAMES		STRENGTH OF SCHEDULE		OPP. STRENGTH OF SCHEDULE		TEAM RPI		ADJ RPI		CONF. RPI		ADJ CONF. RPI	
DIV. I ONLY		5-8-3		.40625 220		3-5-2		83		106		161		.50435 162		8		8	
DIV. I NON-CONF.		2-5-2		.33333 251		0-2-1		72		79		179		.49529 179		8		8	
TOTALS		RPI 1-25		RPI 26-50		W-L RECORDS		RPI 51-100		RPI 101-150		RPI 150+							
5-8-3		0-2-0		0-1-0		OVERALL		0-4-0		1-1-0		4-0-3							
2-4-2		0-0-0		0-1-0		HOME		0-2-0		1-1-0		1-0-2							
3-4-1		0-2-0		0-0-0		AWAY		0-2-0		0-0-0		3-0-1							
0-0-0		0-0-0		0-0-0		NEUTRAL		0-0-0		0-0-0		0-0-0							
2-5-2		0-2-0		0-0-0		NON-CONFERENCE		0-2-0		1-1-0		1-0-2							
1-2-1		0-0-0		0-0-0		HOME		0-1-0		1-1-0		0-0-1							
1-3-1		0-2-0		0-0-		AWAY		0-1-0		0-0-0		1-0-1							
0-0-0		0-0-0		0-0-0		NEUTRAL		0-0-0		0-0-0		0-0-0							
3-3-1		0-0-0		0-1-0		CONFERENCE		0-2-0		0-0-0		3-0-1							
1-2-1		0-0-0		0-1-0		HOME		0-1-0		0-0-0		1-0-1							
2-1-0		0-0-0		0-0-0		AWAY		0-1-0		0-0-0		2-0-0							
0-0-0		0-0-0		0-0-0		NEUTRAL		0-0-0		0-0-0		0-0-0							
RPI S	Opponent		Score		RPI S	Opponent		Score		RPI S	Opponent		Score		RPI S	Opponent		Score	
8 A	West Virginia		0	4	26 H	DePaul		1	2	79 A	Princeton		1	2	103 H	James Madison		3	0
9 A	Virginia		0	5						91 H	Drexel		1	2	149 H	Pittsburgh		1	2
										94 A	Marquette		0	1	170 A	Butler		1	0
										95 H	St. John's (NY)		0	1	172 A	Creighton		2	0
															187 H	Towson		0	0
															200 A	Lehigh		1	1
															207 H	Seton Hall		0	0
															251 A	Radford		1	0
															271 H	Xavier		1	0
LAST 10 GAMES																			
					207 H	Seton Hall		0	0	94 A	Marquette		0	1					
					172 A	Creighton		2	0	170 A	Butler		1	0					
					95 H	St. John's (NY)		0	1	8 A	West Virginia		0	4					
					26 H	DePaul		1	2	187 H	Towson		0	0					
					271 H	Xavier		1	0	79 A	Princeton		1	2					

Non-Div. I Games:

Villanova

Average RPI Win:	217	WON-LOST	WINNING	LAST 10	STRENGTH OF	OPP. STRENGTH	TEAM	ADJ	CONF.	ADJ CONF.	
Average RPI Loss:	105 <th>RECORD</th> <th>PCT. RANK</th> <th>GAMES</th> <th>SCHEDULE</th> <th>OF SCHEDULE</th> <th>RPI</th> <th>RPI</th> <th>RPI</th> <th>RPI</th>	RECORD	PCT. RANK	GAMES	SCHEDULE	OF SCHEDULE	RPI	RPI	RPI	RPI	
DIV. I ONLY	5-8-2	.4	228	3-5-2	67	187	163	.50285	163	10	10
DIV. I NON-CONF.	4-5-0	.44444	195	2-2-0	116	249	184	.4931	185	11	11
<hr/>											
TOTALS	RPI 1-25	RPI 26-50		W-L RECORDS		RPI 51-100		RPI 101-150		RPI 150+	
5-8-2	0-1-0	1-1-0		OVERALL		0-1-0		0-3-1		4-2-1	
2-5-1	0-1-0	1-1-0		HOME		0-1-0		0-1-0		1-1-1	
2-3-1	0-0-0	0-0-0		AWAY		0-0-0		0-2-1		2-1-0	
1-0-0	0-0-0	0-0-0		NEUTRAL		0-0-0		0-0-0		1-0-0	
<hr/>											
4-5-0	0-0-0	0-1-0		NON-CONFERENCE		0-1-0		0-2-0		4-1-0	
1-3-0	0-0-0	0-1-0		HOME		0-1-0		0-1-0		1-0-0	
2-2-0	0-0-0	0-0-		AWAY		0-0-0		0-1-0		2-1-0	
1-0-0	0-0-0	0-0-0		NEUTRAL		0-0-0		0-0-0		1-0-0	
<hr/>											
1-3-2	0-1-0	1-0-0		CONFERENCE		0-0-0		0-1-1		0-1-1	
1-2-1	0-1-0	1-0-0		HOME		0-0-0		0-0-0		0-1-1	
0-1-1	0-0-0	0-0-0		AWAY		0-0-0		0-1-1		0-0-0	
0-0-0	0-0-0	0-0-0		NEUTRAL		0-0-0		0-0-0		0-0-0	
<hr/>											
RPI	S	Opponent	Score	RPI	S	Opponent	Score	RPI	S	Opponent	Score
23	H	Colgate	0 1	26	H	DePaul	2 4	73	H	George Washington	0 3
				44	H	Boston U.	1 0				
								111	A	Holy Cross	0 0
								129	A	Army	0 1
								135	A	UMBC	2 3
								144	H	Saint Joseph's	0 1
								153	H	Bucknell	1 2
								160	A	Penn	0 1
								187	H	Towson	1 0
								200	H	Lehigh	0 0
								244	A	George Mason	2 0
								294	A	Howard	1 0
								316	N	Mt. St. Mary's	2 0

Non-Div. I Games:

Loyola Maryland

Average RPI Win: 170		WON-LOST	WINNING	LAST 10	STRENGTH OF		OPP. STRENGTH	TEAM	ADJ		CONF.	ADJ CONF.
Average RPI Loss: 61		RECORD	PCT. RANK	GAMES	SCHEDULE		OF SCHEDULE	RPI	RPI		RPI	RPI
DIV. I ONLY		5-11-1	.32353	270	1-8-1		54	61	164		5	5
DIV. I NON-CONF.		4-2-0	.66667	77	0-0-0		205	149	111		5	5
TOTALS		RPI 1-25	RPI 26-50		W-L RECORDS		RPI 51-100		RPI 101-150		RPI 150+	
5-11-1		0-3-0	0-1-0		OVERALL		1-5-1		2-2-0		2-0-0	
1-5-0		0-2-0	0-1-0		HOME		0-1-0		0-1-0		1-0-0	
1-5-1		0-1-0	0-0-0		AWAY		1-3-1		0-1-0		0-0-0	
3-1-0		0-0-0	0-0-0		NEUTRAL		0-1-0		2-0-0		1-0-0	
4-2-0		0-0-0	0-0-0		NON-CONFERENCE		0-1-0		2-1-0		2-0-0	
1-0-0		0-0-0	0-0-0		HOME		0-0-0		0-0-0		1-0-0	
0-1-0		0-0-0	0-0-		AWAY		0-0-0		0-1-0		0-0-0	
3-1-0		0-0-0	0-0-0		NEUTRAL		0-1-0		2-0-0		1-0-0	
1-9-1		0-3-0	0-1-0		CONFERENCE		1-4-1		0-1-0		0-0-0	
0-5-0		0-2-0	0-1-0		HOME		0-1-0		0-1-0		0-0-0	
1-4-1		0-1-0	0-0-0		AWAY		1-3-1		0-0-0		0-0-0	
0-0-0		0-0-0	0-0-0		NEUTRAL		0-0-0		0-0-0		0-0-0	
RPI S	Opponent	Score	RPI S	Opponent	Score	RPI S	Opponent	Score	RPI S	Opponent	Score	
4	H Penn St.	0 3	32	H Michigan	0 3	54	A Maryland	0 0	102	A Eastern Mich.	0 2	
13	H Wisconsin	0 1				67	H Minnesota	1 2	110	H Ohio St.	1 2	
17	A Rutgers	0 1				68	A Iowa	0 1	119	N Dayton	2 1	
						71	A Illinois	0 2	124	N UC Irvine	2 1	
						84	A Northwestern	1 0	244	N George Mason	4 1	
						92	A Nebraska	0 3	281	H Indiana St.	2 0	
						93	N Ga. Southern	1 2				
LAST 10 GAMES												
			92	A Nebraska	0 3	67	H Minnesota	1 2				
			68	A Iowa	0 1	13	H Wisconsin	0 1				
			32	H Michigan	0 3	84	A Northwestern	1 0				
			54	A Maryland	0 0	71	A Illinois	0 2				
			17	A Rutgers	0 1	4	H Penn St.	0 3				

Non-Div. I Games:

Indiana

Average RPI Win: 224		WON-LOST	WINNING	LAST 10	STRENGTH OF		OPP. STRENGTH	TEAM	ADJ		CONF.	ADJ CONF.	
Average RPI Loss: 45		RECORD	PCT. RANK	GAMES	SCHEDULE		OF SCHEDULE	RPI	RPI		RPI	RPI	
DIV. I ONLY		2-12-1	.16667	316	0-9-1		8	49	165	.50169	165	4	4
DIV. I NON-CONF.		2-6-0	.25	278	0-3-0		36	63	180	.4949	182	4	3
TOTALS		RPI 1-25	RPI 26-50		W-L RECORDS		RPI 51-100		RPI 101-150		RPI 150+		
2-12-1		0-8-0	0-1-0		OVERALL		0-1-1		0-1-0		2-1-0		
2-5-1		0-2-0	0-1-0		HOME		0-1-1		0-0-0		2-1-0		
0-6-0		0-5-0	0-0-0		AWAY		0-0-0		0-1-0		0-0-0		
0-1-0		0-1-0	0-0-0		NEUTRAL		0-0-0		0-0-0		0-0-0		
2-6-0		0-3-0	0-1-0		NON-CONFERENCE		0-0-0		0-1-0		2-1-0		
2-2-0		0-0-0	0-1-0		HOME		0-0-0		0-0-0		2-1-0		
0-3-0		0-2-0	0-0-		AWAY		0-0-0		0-1-0		0-0-0		
0-1-0		0-1-0	0-0-0		NEUTRAL		0-0-0		0-0-0		0-0-0		
0-6-1		0-5-0	0-0-0		CONFERENCE		0-1-1		0-0-0		0-0-0		
0-3-1		0-2-0	0-0-0		HOME		0-1-1		0-0-0		0-0-0		
0-3-0		0-3-0	0-0-0		AWAY		0-0-0		0-0-0		0-0-0		
0-0-0		0-0-0	0-0-0		NEUTRAL		0-0-0		0-0-0		0-0-0		
RPI S	Opponent	Score	RPI S	Opponent	Score	RPI S	Opponent	Score	RPI S	Opponent	Score		
6 H	Florida St.	0 3	41 H	FGCU	1 2	98 H	Syracuse	0 1	122 A	Portland	1 2		
7 A	Florida	0 3				100 H	Louisville	1 1	157 H	Fla. Atlantic	1 2		
9 A	Virginia	1 3							158 H	Jacksonville	1 0		
11 N	Washington	1 3							290 H	Stetson	3 0		
18 H	Virginia Tech	0 2											
20 A	Notre Dame	0 5											
22 A	Clemson	0 2											
24 A	UCF	1 2											
LAST 10 GAMES													
22 A	Clemson	0 2	98 H	Syracuse	0 1								
20 A	Notre Dame	0 5	9 A	Virginia	1 3								
18 H	Virginia Tech	0 2	11 N	Washington	1 3								
6 H	Florida St.	0 3	122 A	Portland	1 2								
100 H	Louisville	1 1	157 H	Fla. Atlantic	1 2								

Non-Div. I Games:

Miami (FL)

Average RPI Win:	200	WON-LOST RECORD	WINNING PCT. RANK	LAST 10 GAMES	STRENGTH OF SCHEDULE	OPP. STRENGTH OF SCHEDULE	TEAM RPI	ADJ RPI	CONF. RPI	ADJ CONF. RPI	
Average RPI Loss:	95										
DIV. I ONLY		8-6-0	.57143 118	5-5-0	250	85	166	.50147 166	7	7	
DIV. I NON-CONF.		5-5-0	.5 153	2-4-0	250	77	204	.47789 202	7	7	
<hr/>											
TOTALS	RPI 1-25	RPI 26-50		W-L RECORDS	RPI 51-100		RPI 101-150		RPI 150+		
8-6-0	0-1-0	1-1-0		OVERALL	1-0-0		0-3-0		6-1-0		
3-2-0	0-1-0	0-0-0		HOME	0-0-0		0-1-0		3-0-0		
5-4-0	0-0-0	1-1-0		AWAY	1-0-0		0-2-0		3-1-0		
0-0-0	0-0-0	0-0-0		NEUTRAL	0-0-0		0-0-0		0-0-0		
5-5-0	0-1-0	0-0-0		NON-CONFERENCE	1-0-0		0-3-0		4-1-0		
1-2-0	0-1-0	0-0-0		HOME	0-0-0		0-1-0		1-0-0		
4-3-0	0-0-0	0-0-		AWAY	1-0-0		0-2-0		3-1-0		
0-0-0	0-0-0	0-0-0		NEUTRAL	0-0-0		0-0-0		0-0-0		
3-1-0	0-0-0	1-1-0		CONFERENCE	0-0-0		0-0-0		2-0-0		
2-0-0	0-0-0	0-0-0		HOME	0-0-0		0-0-0		2-0-0		
1-1-0	0-0-0	1-1-0		AWAY	0-0-0		0-0-0		0-0-0		
0-0-0	0-0-0	0-0-0		NEUTRAL	0-0-0		0-0-0		0-0-0		
RPI S	Opponent	Score	RPI S	Opponent	Score	RPI S	Opponent	Score	RPI S	Opponent	Score
16 H	Washington St.	1 2	38 A	BYU	0 2	81 A	North Texas	2 1	107 A	CSUN	0 1
			47 A	San Diego	2 0				112 H	Montana	0 2
									124 A	UC Irvine	0 3
									175 A	SMU	1 2
									178 H	St. Mary's (CA)	2 1
									183 A	Boise St.	2 0
									253 H	Idaho	5 0
									272 A	Fresno St.	3 0
									287 A	Bakersfield	2 1
									296 H	Pacific	1 0
<hr/>											
			LAST 10 GAMES								
			38 A BYU 0 2			81 A North Texas 2 1					
			47 A San Diego 2 0			183 A Boise St. 2 0					
			296 H Pacific 1 0			16 H Washington St. 1 2					
			178 H St. Mary's (CA) 2 1			124 A UC Irvine 0 3					
			175 A SMU 1 2			107 A CSUN 0 1					

Non-Div. I Games:

Gonzaga

Average RPI Win:		276	WON-LOST RECORD		WINNING PCT. RANK		LAST 10 GAMES		STRENGTH OF SCHEDULE		OPP. STRENGTH OF SCHEDULE		TEAM RPI		ADJ RPI		CONF. RPI		ADJ CONF. RPI	
DIV. I ONLY			12-4-0		.75 29		6-4-0		309		280		167		.49991 167		24		24	
DIV. I NON-CONF.			7-1-0		.875 17		1-1-0		298		305		117		.52578 119		24		24	
TOTALS		RPI 1-25		RPI 26-50		W-L RECORDS		RPI 51-100		RPI 101-150		RPI 150+								
12-4-0		0-0-0		0-1-0		OVERALL		0-1-0		0-0-0		12-2-0								
7-0-0		0-0-0		0-0-0		HOME		0-0-0		0-0-0		7-0-0								
5-4-0		0-0-0		0-1-0		AWAY		0-1-0		0-0-0		5-2-0								
0-0-0		0-0-0		0-0-0		NEUTRAL		0-0-0		0-0-0		0-0-0								
7-1-0		0-0-0		0-1-0		NON-CONFERENCE		0-0-0		0-0-0		7-0-0								
4-0-0		0-0-0		0-0-0		HOME		0-0-0		0-0-0		4-0-0								
3-1-0		0-0-0		0-0-		AWAY		0-0-0		0-0-0		3-0-0								
0-0-0		0-0-0		0-0-0		NEUTRAL		0-0-0		0-0-0		0-0-0								
5-3-0		0-0-0		0-0-0		CONFERENCE		0-1-0		0-0-0		5-2-0								
3-0-0		0-0-0		0-0-0		HOME		0-0-0		0-0-0		3-0-0								
2-3-0		0-0-0		0-0-0		AWAY		0-1-0		0-0-0		2-2-0								
0-0-0		0-0-0		0-0-0		NEUTRAL		0-0-0		0-0-0		0-0-0								
RPI	S	Opponent	Score	RPI	S	Opponent	Score	RPI	S	Opponent	Score	RPI	S	Opponent	Score					
				40	A	Memphis	1 3	72	A	Stephen F. Austin	0 3	171	H	La.-Lafayette	3 0					
												196	A	Abilene Christian	1 2					
												230	H	La.-Monroe	4 0					
												247	H	Southern Miss.	2 1					
												248	A	Lamar	0 2					
												252	H	A&M-Corpus Christi	3 1					
												258	H	McNeese St.	1 0					
												265	H	Central Ark.	2 1					
												285	A	Northwestern St.	3 2					
												311	A	Texas Southern	4 0					
												315	A	Jackson St.	2 0					
												319	A	Incarnate Word	2 0					
												322	H	Mississippi Val.	9 0					
												331	A	Alcorn	9 0					
				LAST 10 GAMES																
				285	A	Northwestern St.	3 2	319	A	Incarnate Word	2 0									
				72	A	Stephen F. Austin	0 3	258	H	McNeese St.	1 0									
				265	H	Central Ark.	2 1	252	H	A&M-Corpus Christi	3 1									
				248	A	Lamar	0 2	322	H	Mississippi Val.	9 0									
				196	A	Abilene Christian	1 2	40	A	Memphis	1 3									

**Non-Div. I Games:**

Southeastern La.

Average RPI Win: 228		WON-LOST	WINNING	LAST 10	STRENGTH OF	OPP. STRENGTH	TEAM	ADJ	CONF.	ADJ CONF.		
Average RPI Loss: 129		RECORD	PCT. RANK	GAMES	SCHEDULE	OF SCHEDULE	RPI	RPI	RPI	RPI		
DIV. I ONLY		7-7-0	.5	162	4-6-0	141	215	169	.49973	168	9	9
DIV. I NON-CONF.		6-4-0	.6	114	3-3-0	214	250	164	.50475	159	10	10
<hr/>												
TOTALS		RPI 1-25		RPI 26-50		W-L RECORDS		RPI 51-100		RPI 101-150		RPI 150+
7-7-0		0-1-0		0-1-0		OVERALL		1-1-0		0-2-0		6-2-0
3-3-0		0-0-0		0-0-0		HOME		1-1-0		0-1-0		2-1-0
4-4-0		0-1-0		0-1-0		AWAY		0-0-0		0-1-0		4-1-0
0-0-0		0-0-0		0-0-0		NEUTRAL		0-0-0		0-0-0		0-0-0
6-4-0		0-1-0		0-0-0		NON-CONFERENCE		1-1-0		0-0-0		5-2-0
2-2-0		0-0-0		0-0-0		HOME		1-1-0		0-0-0		1-1-0
4-2-0		0-1-0		0-0-		AWAY		0-0-0		0-0-0		4-1-0
0-0-0		0-0-0		0-0-0		NEUTRAL		0-0-0		0-0-0		0-0-0
1-3-0		0-0-0		0-1-0		CONFERENCE		0-0-0		0-2-0		1-0-0
1-1-0		0-0-0		0-0-0		HOME		0-0-0		0-1-0		1-0-0
0-2-0		0-0-0		0-1-0		AWAY		0-0-0		0-1-0		0-0-0
0-0-0		0-0-0		0-0-0		NEUTRAL		0-0-0		0-0-0		0-0-0
RPI	S	Opponent		Score		RPI	S	Opponent		Score		
23	A	Colgate		1	2	46	A	Harvard		0	2	
						69	H	Buffalo		3	2	
						85	H	Temple		1	2	
						128	A	Columbia		0	1	
						143	H	Yale		0	1	
						160	H	Penn		3	2	
						191	A	Massachusetts		1	0	
						238	H	Wagner		1	2	
						240	A	St. Bonaventure		2	3	
						259	A	Binghamton		1	0	
						284	A	Marist		1	0	
						313	A	NJIT		1	0	
						318	H	VMI		5	0	
LAST 10 GAMES												
313	A	NJIT		1	0	160	H	Penn		3	2	
143	H	Yale		0	1	238	H	Wagner		1	2	
240	A	St. Bonaventure		2	3	128	A	Columbia		0	1	
46	A	Harvard		0	2	259	A	Binghamton		1	0	
23	A	Colgate		1	2	69	H	Buffalo		3	2	

Non-Div. I Games:

Cornell



Average RPI Win: 201		WON-LOST	WINNING	LAST 10	STRENGTH OF		OPP. STRENGTH	TEAM	ADJ		CONF.	ADJ CONF.
Average RPI Loss: 85		RECORD	PCT. RANK	GAMES	SCHEDULE		OF SCHEDULE	RPI	RPI		RPI	RPI
DIV. I ONLY		6-9-0	.4	228	3-7-0		103	94	168		.49827	169
DIV. I NON-CONF.		6-4-0	.6	114	3-2-0		158	193	121		.52426	124
TOTALS		RPI 1-25	RPI 26-50		W-L RECORDS		RPI 51-100		RPI 101-150		RPI 150+	
6-9-0		0-1-0	0-3-0		OVERALL		1-3-0		0-0-0		5-2-0	
3-4-0		0-1-0	0-2-0		HOME		1-0-0		0-0-0		2-1-0	
3-4-0		0-0-0	0-1-0		AWAY		0-2-0		0-0-0		3-1-0	
0-1-0		0-0-0	0-0-0		NEUTRAL		0-1-0		0-0-0		0-0-0	
6-4-0		0-0-0	0-0-0		NON-CONFERENCE		1-2-0		0-0-0		5-2-0	
3-1-0		0-0-0	0-0-0		HOME		1-0-0		0-0-0		2-1-0	
3-2-0		0-0-0	0-0-		AWAY		0-1-0		0-0-0		3-1-0	
0-1-0		0-0-0	0-0-0		NEUTRAL		0-1-0		0-0-0		0-0-0	
0-5-0		0-1-0	0-3-0		CONFERENCE		0-1-0		0-0-0		0-0-0	
0-3-0		0-1-0	0-2-0		HOME		0-0-0		0-0-0		0-0-0	
0-2-0		0-0-0	0-1-0		AWAY		0-1-0		0-0-0		0-0-0	
0-0-0		0-0-0	0-0-0		NEUTRAL		0-0-0		0-0-0		0-0-0	
RPI S	Opponent	Score	RPI S	Opponent	Score	RPI S	Opponent	Score	RPI S	Opponent	Score	
8	H West Virginia	0 <b>3</b>	29	A Oklahoma St.	0 <b>1</b>	52	N Southern California	1 <b>3</b>	184	A Denver	1 <b>2</b>	
			42	H Texas	0 <b>1</b>	59	A Ole Miss	0 <b>1</b>	205	A Northern Colo.	3 0	
			45	H Oklahoma	0 <b>1</b>	68	H Iowa	2 1	219	A Mississippi St.	5 1	
						78	A Baylor	0 <b>2</b>	220	H Saint Louis	2 1	
									232	H Drake	2 0	
									261	A North Dakota St.	1 0	
									268	H South Dakota St.	1 <b>2</b>	
LAST 10 GAMES												
	8 H West Virginia	0 <b>3</b>		268 H South Dakota St.	1 <b>2</b>							
	45 H Oklahoma	0 <b>1</b>		232 H Drake	2 0							
	42 H Texas	0 <b>1</b>		184 A Denver	1 <b>2</b>							
	78 A Baylor	0 <b>2</b>		205 A Northern Colo.	3 0							
	29 A Oklahoma St.	0 <b>1</b>		261 A North Dakota St.	1 0							

Non-Div. I Games:

Iowa St.

Average RPI Win: 266		WON-LOST RECORD		WINNING PCT. RANK		LAST 10 GAMES		STRENGTH OF SCHEDULE		OPP. STRENGTH OF SCHEDULE		TEAM RPI		ADJ RPI		CONF. RPI		ADJ CONF. RPI	
DIV. I ONLY		8-8-1		.5 162		5-4-1		160		171		171		.49719 170		8		8	
DIV. I NON-CONF.		6-4-0		.6 114		3-0-0		205		264		162		.50423 162		8		8	
TOTALS		RPI 1-25		RPI 26-50		W-L RECORDS		RPI 51-100		RPI 101-150		RPI 150+							
8-8-1		0-0-0		0-1-1		OVERALL		0-5-0		0-1-0		8-1-0							
5-1-1		0-0-0		0-0-1		HOME		0-0-0		0-0-0		5-1-0							
2-6-0		0-0-0		0-1-0		AWAY		0-4-0		0-1-0		2-0-0							
1-1-0		0-0-0		0-0-0		NEUTRAL		0-1-0		0-0-0		1-0-0							
6-4-0		0-0-0		0-0-0		NON-CONFERENCE		0-3-0		0-1-0		6-0-0							
4-0-0		0-0-0		0-0-0		HOME		0-0-0		0-0-0		4-0-0							
1-3-0		0-0-0		0-0-		AWAY		0-2-0		0-1-0		1-0-0							
1-1-0		0-0-0		0-0-0		NEUTRAL		0-1-0		0-0-0		1-0-0							
2-4-1		0-0-0		0-1-1		CONFERENCE		0-2-0		0-0-0		2-1-0							
1-1-1		0-0-0		0-0-1		HOME		0-0-0		0-0-0		1-1-0							
1-3-0		0-0-0		0-1-0		AWAY		0-2-0		0-0-0		1-0-0							
0-0-0		0-0-0		0-0-0		NEUTRAL		0-0-0		0-0-0		0-0-0							
RPI	S	Opponent		Score		RPI	S	Opponent		Score		RPI	S	Opponent		Score			
				26	H DePaul	2	2		58	N Miami (OH)	0	1	139	A	Evansville	0	1		
				37	A Georgetown	2	4		68	A Iowa	2	3	162	H	Villanova	0	1		
									74	A Providence	2	3	207	H	Seton Hall	3	0		
									92	A Nebraska	0	1	236	N	Ohio	3	2		
									95	A St. John's (NY)	1	2	254	H	Bowling Green	5	0		
													271	A	Xavier	2	1		
													279	A	Northern Ky.	2	1		
													281	H	Indiana St.	1	0		
													298	H	IUPUI	2	1		
													305	H	IPFW	4	0		
LAST 10 GAMES																			
				271	A Xavier	2	1		207	H Seton Hall	3	0							
				26	H DePaul	2	2		162	H Villanova	0	1							
				74	A Providence	2	3		254	H Bowling Green	5	0							
				95	A St. John's (NY)	1	2		279	A Northern Ky.	2	1							
				37	A Georgetown	2	4		298	H IUPUI	2	1							

Non-Div. I Games:

Butler

Average RPI Win:	252	WON-LOST RECORD	WINNING PCT. RANK	LAST 10 GAMES	STRENGTH OF SCHEDULE	OPP. STRENGTH OF SCHEDULE	TEAM RPI	ADJ RPI	CONF. RPI	ADJ CONF. RPI	
Average RPI Loss:	131										
DIV. I ONLY	8-7-2	.52941	156	4-4-2	165	250	172	.49717	171	15	16
DIV. I NON-CONF.	5-3-1	.61111	107	1-0-1	280	273	209	.47618	208	17	17
<hr/>											
TOTALS	RPI 1-25	RPI 26-50		W-L RECORDS		RPI 51-100		RPI 101-150		RPI 150+	
8-7-2	0-0-0	0-0-0		OVERALL		0-2-1		0-2-0		8-3-1	
6-2-1	0-0-0	0-0-0		HOME		0-1-0		0-0-0		6-1-1	
2-5-1	0-0-0	0-0-0		AWAY		0-1-1		0-2-0		2-2-0	
0-0-0	0-0-0	0-0-0		NEUTRAL		0-0-0		0-0-0		0-0-0	
<hr/>											
5-3-1	0-0-0	0-0-0		NON-CONFERENCE		0-1-0		0-0-0		5-2-1	
4-0-1	0-0-0	0-0-0		HOME		0-0-0		0-0-0		4-0-1	
1-3-0	0-0-0	0-0-		AWAY		0-1-0		0-0-0		1-2-0	
0-0-0	0-0-0	0-0-0		NEUTRAL		0-0-0		0-0-0		0-0-0	
<hr/>											
3-4-1	0-0-0	0-0-0		CONFERENCE		0-1-1		0-2-0		3-1-0	
2-2-0	0-0-0	0-0-0		HOME		0-1-0		0-0-0		2-1-0	
1-2-1	0-0-0	0-0-0		AWAY		0-0-1		0-2-0		1-0-0	
0-0-0	0-0-0	0-0-0		NEUTRAL		0-0-0		0-0-0		0-0-0	
<hr/>											
RPI S	Opponent	Score	RPI S	Opponent	Score	RPI S	Opponent	Score	RPI S	Opponent	Score
						59 A	Ole Miss	1 5	104 A	Troy	0 2
						87 A	South Ala.	4 4	109 A	Texas St.	1 2
						93 H	Ga. Southern	1 2	161 A	Appalachian St.	2 1
									167 A	Southeastern La.	0 3
									185 A	Louisiana Tech	0 2
									194 H	UALR	2 1
									197 H	Georgia St.	1 2
									204 H	Houston	1 1
									215 A	Sam Houston St.	1 0
									248 H	Lamar	7 2
									258 H	McNeese St.	3 0
									299 H	Arkansas St.	4 2
									311 H	Texas Southern	5 1
									331 H	Alcorn	10 1
						<hr/>					
			LAST 10 GAMES								
			109 A Texas St.			1 2	104 A Troy			0 2	
			161 A Appalachian St.			2 1	93 H Ga. Southern			1 2	
			299 H Arkansas St.			4 2	197 H Georgia St.			1 2	
			194 H UALR			2 1	331 H Alcorn			10 1	
			87 A South Ala.			4 4	204 H Houston			1 1	

Non-Div. I Games:

La.-Lafayette

Average RPI Win: 263		WON-LOST	WINNING	LAST 10	STRENGTH OF		OPP. STRENGTH	TEAM	ADJ		CONF.	ADJ CONF.	
Average RPI Loss: 94		RECORD	PCT. RANK	GAMES	SCHEDULE		OF SCHEDULE	RPI	RPI		RPI	RPI	
DIV. I ONLY		9-6-1	.59375	100	3-6-1		245	206	174	.49616	172	8	8
DIV. I NON-CONF.		8-1-0	.88889	14	2-1-0		314	310	138	.5149	138	8	8
TOTALS		RPI 1-25	RPI 26-50		W-L RECORDS		RPI 51-100		RPI 101-150		RPI 150+		
9-6-1	0-0-0	0-2-0		OVERALL		1-2-0		0-1-0		8-1-1			
5-4-1	0-0-0	0-1-0		HOME		1-1-0		0-1-0		4-1-1			
4-2-0	0-0-0	0-1-0		AWAY		0-1-0		0-0-0		4-0-0			
0-0-0	0-0-0	0-0-0		NEUTRAL		0-0-0		0-0-0		0-0-0			
8-1-0	0-0-0	0-0-0		NON-CONFERENCE		0-0-0		0-1-0		8-0-0			
4-1-0	0-0-0	0-0-0		HOME		0-0-0		0-1-0		4-0-0			
4-0-0	0-0-0	0-0-		AWAY		0-0-0		0-0-0		4-0-0			
0-0-0	0-0-0	0-0-0		NEUTRAL		0-0-0		0-0-0		0-0-0			
1-5-1	0-0-0	0-2-0		CONFERENCE		1-2-0		0-0-0		0-1-1			
1-3-1	0-0-0	0-1-0		HOME		1-1-0		0-0-0		0-1-1			
0-2-0	0-0-0	0-1-0		AWAY		0-1-0		0-0-0		0-0-0			
0-0-0	0-0-0	0-0-0		NEUTRAL		0-0-0		0-0-0		0-0-0			
RPI	S	Opponent	Score	RPI	S	Opponent	Score	RPI	S	Opponent	Score		
				26	A	DePaul	0 2	74	H	Providence	2 1		
				37	H	Georgetown	0 1	94	A	Marquette	2 7		
								95	H	St. John's (NY)	0 1		

Non-Div. I Games:

Creighton

Average RPI Win:	252	WON-LOST RECORD	WINNING PCT. RANK	LAST 10 GAMES	STRENGTH OF SCHEDULE	OPP. STRENGTH OF SCHEDULE	TEAM RPI	ADJ RPI	CONF. RPI	ADJ CONF. RPI	
DIV. I ONLY	11-4-0	.73333	35	7-3-0	310	259	170	.49588	173	29	29
DIV. I NON-CONF.	7-3-0	.7	64	3-2-0	252	254	143	.51037	147	27	27
TOTALS	RPI 1-25	RPI 26-50	W-L RECORDS		RPI 51-100	RPI 101-150	RPI 150+				
11-4-0	0-0-0	0-0-0	OVERALL		1-0-0	2-2-0	8-2-0				
4-1-0	0-0-0	0-0-0	HOME		0-0-0	0-1-0	4-0-0				
6-2-0	0-0-0	0-0-0	AWAY		0-0-0	2-1-0	4-1-0				
1-1-0	0-0-0	0-0-0	NEUTRAL		1-0-0	0-0-0	0-1-0				
7-3-0	0-0-0	0-0-0	NON-CONFERENCE		1-0-0	2-2-0	4-1-0				
2-1-0	0-0-0	0-0-0	HOME		0-0-0	0-1-0	2-0-0				
4-1-0	0-0-0	0-0-	AWAY		0-0-0	2-1-0	2-0-0				
1-1-0	0-0-0	0-0-0	NEUTRAL		1-0-0	0-0-0	0-1-0				
4-1-0	0-0-0	0-0-0	CONFERENCE		0-0-0	0-0-0	4-1-0				
2-0-0	0-0-0	0-0-0	HOME		0-0-0	0-0-0	2-0-0				
2-1-0	0-0-0	0-0-0	AWAY		0-0-0	0-0-0	2-1-0				
0-0-0	0-0-0	0-0-0	NEUTRAL		0-0-0	0-0-0	0-0-0				
RPI	S	Opponent	Score	RPI	S	Opponent	Score	RPI	S	Opponent	Score
								117	A	Hartford	4 3
								125	H	Monmouth	0 2
								128	A	Columbia	1 2
								145	A	Rider	3 2
								154	A	Central Conn. St.	0 1
								270	N	Loyola Chicago	1 3
								278	H	Vermont	3 0
								289	A	Bryant	1 0
								291	H	Robert Morris	2 1
								303	H	LIU Brooklyn	2 1
								313	A	NJIT	1 0
								314	A	Delaware St.	3 0
								316	A	Mt. St. Mary's	3 0
								326	H	Saint Peter's	8 0
LAST 10 GAMES											
								313	A	NJIT	1 0
								117	A	Hartford	4 3
								278	H	Vermont	3 0
								125	H	Monmouth	0 2
								128	A	Columbia	1 2

Non-Div. I Games:

Fairleigh Dickinson

Average RPI Win:	281	WON-LOST RECORD	WINNING PCT. RANK	LAST 10 GAMES	STRENGTH OF SCHEDULE	OPP. STRENGTH OF SCHEDULE	TEAM RPI	ADJ RPI	CONF. RPI	ADJ CONF. RPI	
Average RPI Loss:	217										
DIV. I ONLY	9-1-4	.78571	21	9-0-1	321	242	173	.49508	174	27	27
DIV. I NON-CONF.	4-1-4	.66667	77	4-0-1	318	211	221	.46376	221	28	28
<hr/>											
TOTALS	RPI 1-25	RPI 26-50		W-L RECORDS		RPI 51-100		RPI 101-150		RPI 150+	
9-1-4	0-0-0	0-0-0		OVERALL		0-0-0		0-0-2		9-1-2	
3-1-2	0-0-0	0-0-0		HOME		0-0-0		0-0-1		3-1-1	
6-0-2	0-0-0	0-0-0		AWAY		0-0-0		0-0-1		6-0-1	
0-0-0	0-0-0	0-0-0		NEUTRAL		0-0-0		0-0-0		0-0-0	
<hr/>											
4-1-4	0-0-0	0-0-0		NON-CONFERENCE		0-0-0		0-0-2		4-1-2	
1-1-2	0-0-0	0-0-0		HOME		0-0-0		0-0-1		1-1-1	
3-0-2	0-0-0	0-0-		AWAY		0-0-0		0-0-1		3-0-1	
0-0-0	0-0-0	0-0-0		NEUTRAL		0-0-0		0-0-0		0-0-0	
<hr/>											
5-0-0	0-0-0	0-0-0		CONFERENCE		0-0-0		0-0-0		5-0-0	
2-0-0	0-0-0	0-0-0		HOME		0-0-0		0-0-0		2-0-0	
3-0-0	0-0-0	0-0-0		AWAY		0-0-0		0-0-0		3-0-0	
0-0-0	0-0-0	0-0-0		NEUTRAL		0-0-0		0-0-0		0-0-0	
<hr/>											
RPI S	Opponent	Score	RPI S	Opponent	Score	RPI S	Opponent	Score	RPI S	Opponent	Score
						139 H Evansville 0 0					
						146 A Northern Ariz. 0 0					
						211 A Grand Canyon 1 1					
						216 A Cleveland St. 1 0					
						217 H Belmont 1 2					
						256 A Wright St. 2 1					
						267 H Oakland 3 0					
						270 H Loyola Chicago 2 1					
						288 H Youngstown St. 1 0					
						298 H IUPUI 0 0					
						305 A IPFW 1 0					
						307 A Ill.-Chicago 2 1					
						309 A Western Ill. 3 0					
						310 A Eastern Ill. 3 1					
						<hr/>					
			LAST 10 GAMES								
			256 A Wright St. 2 1			267 H Oakland 3 0					
			288 H Youngstown St. 1 0			310 A Eastern Ill. 3 1					
			307 A Ill.-Chicago 2 1			139 H Evansville 0 0					
			270 H Loyola Chicago 2 1			305 A IPFW 1 0					
			216 A Cleveland St. 1 0			309 A Western Ill. 3 0					

Non-Div. I Games:

Valparaiso



Average RPI Win:	245	WON-LOST	WINNING	LAST 10	STRENGTH OF	OPP. STRENGTH	TEAM	ADJ	CONF.	ADJ CONF.			
Average RPI Loss:	163	RECORD	PCT. RANK	GAMES	SCHEDULE	OF SCHEDULE	RPI	RPI	RPI	RPI			
DIV. I ONLY	6-7-2	.46667	191	3-5-2	114	290	178	.49424	176	25	26		
DIV. I NON-CONF.	5-3-0	.625	97	2-1-0	198	270	141	.51266	141	25	25		
<hr/>													
TOTALS	RPI 1-25	RPI 26-50		W-L RECORDS		RPI 51-100		RPI 101-150		RPI 150+			
6-7-2	0-0-0	0-0-0		OVERALL		0-2-0		1-2-1		5-3-1			
3-3-1	0-0-0	0-0-0		HOME		0-2-0		0-1-1		3-0-0			
3-3-1	0-0-0	0-0-0		AWAY		0-0-0		1-1-0		2-2-1			
0-1-0	0-0-0	0-0-0		NEUTRAL		0-0-0		0-0-0		0-1-0			
5-3-0	0-0-0	0-0-0		NON-CONFERENCE		0-1-0		1-0-0		4-2-0			
2-1-0	0-0-0	0-0-0		HOME		0-1-0		0-0-0		2-0-0			
3-1-0	0-0-0	0-0-		AWAY		0-0-0		1-0-0		2-1-0			
0-1-0	0-0-0	0-0-0		NEUTRAL		0-0-0		0-0-0		0-1-0			
1-4-2	0-0-0	0-0-0		CONFERENCE		0-1-0		0-2-1		1-1-1			
1-2-1	0-0-0	0-0-0		HOME		0-1-0		0-1-1		1-0-0			
0-2-1	0-0-0	0-0-0		AWAY		0-0-0		0-1-0		0-1-1			
0-0-0	0-0-0	0-0-0		NEUTRAL		0-0-0		0-0-0		0-0-0			
RPI	S	Opponent	Score	RPI	S	Opponent	Score	RPI	S	Opponent	Score		
						55 H	Rhode Island	0	1	125 H	Monmouth	1	2
						88 H	Fairfield	0	2	130 H	Niagara	1	1
										143 A	Yale	2	1
										145 A	Rider	1	3
										209 A	Fordham	1	2
										231 H	Lafayette	1	0
										233 N	Sacred Heart	0	4
										238 H	Wagner	2	0
										239 A	Siena	1	1
										259 A	Binghamton	2	1
										284 H	Marist	2	1
										286 A	Iona	0	1
										313 A	NJIT	1	0
						LAST 10 GAMES							
						145 A	Rider	1	3	284 H	Marist	2	1
						88 H	Fairfield	0	2	130 H	Niagara	1	1
						239 A	Siena	1	1	143 A	Yale	2	1
						125 H	Monmouth	1	2	233 N	Sacred Heart	0	4
						286 A	Iona	0	1	313 A	NJIT	1	0

Non-Div. I Games:

Manhattan



Average RPI Win: 213		WON-LOST	WINNING	LAST 10	STRENGTH OF		OPP. STRENGTH	TEAM	ADJ	CONF.	ADJ CONF.
Average RPI Loss: 174		RECORD	PCT. RANK	GAMES	SCHEDULE		OF SCHEDULE	RPI	RPI	RPI	RPI
DIV. I ONLY		8-5-5	.58333	115	3-4-3		237	204	175	.49406	177
DIV. I NON-CONF.		5-2-3	.65	85	0-1-1		261	147	155	.50376	164
TOTALS		RPI 1-25	RPI 26-50		W-L RECORDS		RPI 51-100		RPI 101-150		RPI 150+
8-5-5	0-0-0	0-1-0		OVERALL		1-0-0		1-0-2		6-4-3	
6-1-0	0-0-0	0-0-0		HOME		1-0-0		1-0-0		4-1-0	
2-4-5	0-0-0	0-1-0		AWAY		0-0-0		0-0-2		2-3-3	
0-0-0	0-0-0	0-0-0		NEUTRAL		0-0-0		0-0-0		0-0-0	
5-2-3	0-0-0	0-1-0		NON-CONFERENCE		1-0-0		1-0-1		3-1-2	
3-0-0	0-0-0	0-0-0		HOME		1-0-0		1-0-0		1-0-0	
2-2-3	0-0-0	0-0-		AWAY		0-0-0		0-0-1		2-1-2	
0-0-0	0-0-0	0-0-0		NEUTRAL		0-0-0		0-0-0		0-0-0	
3-3-2	0-0-0	0-0-0		CONFERENCE		0-0-0		0-0-1		3-3-1	
3-1-0	0-0-0	0-0-0		HOME		0-0-0		0-0-0		3-1-0	
0-2-2	0-0-0	0-0-0		AWAY		0-0-0		0-0-1		0-2-1	
0-0-0	0-0-0	0-0-0		NEUTRAL		0-0-0		0-0-0		0-0-0	
RPI S	Opponent	Score	RPI S	Opponent	Score	RPI S	Opponent	Score	RPI S	Opponent	Score
			30 A	Kentucky	0 3	100 H	Louisville	2 0	113 A	Ball St.	2 2
									118 H	Wyoming	2 1
									127 A	UT Martin	1 1
									161 H	Appalachian St.	4 1
									188 A	Southeast Mo. St.	1 2
									189 H	Jacksonville St.	2 1
									192 H	SIUE	1 2
									203 A	Murray St.	0 5
									217 A	Belmont	2 2
									254 A	Bowling Green	2 1
									256 A	Wright St.	0 1
									271 A	Xavier	0 0
									277 H	Austin Peay	2 1
									279 A	Northern Ky.	1 1
									300 H	Tennessee Tech	3 0
									307 A	Ill.-Chicago	3 1
LAST 10 GAMES											
			188 A	Southeast Mo. St.	1 2	189 H	Jacksonville St.	2 1			
			192 H	SIUE	1 2	277 H	Austin Peay	2 1			
			127 A	UT Martin	1 1	217 A	Belmont	2 2			
			203 A	Murray St.	0 5	256 A	Wright St.	0 1			
			300 H	Tennessee Tech	3 0	271 A	Xavier	0 0			

Non-Div. I Games:

Morehead St.

Average RPI Win:	211	WON-LOST RECORD	WINNING PCT. RANK	LAST 10 GAMES	STRENGTH OF SCHEDULE	OPP. STRENGTH OF SCHEDULE	TEAM RPI	ADJ RPI	CONF. RPI	ADJ CONF. RPI		
DIV. I ONLY		6-8-2	.4375	203	3-5-2	135	114	176	.49369	178	7	7
DIV. I NON-CONF.		6-5-0	.54545	151	3-2-0	179	112	142	.51089	144	7	7
<hr/>												
TOTALS	RPI 1-25	RPI 26-50		W-L RECORDS		RPI 51-100		RPI 101-150		RPI 150+		
6-8-2	0-2-1	0-0-0		OVERALL		0-1-0		2-3-1		4-2-0		
3-2-2	0-1-1	0-0-0		HOME		0-0-0		1-1-1		2-0-0		
2-6-0	0-1-0	0-0-0		AWAY		0-1-0		1-2-0		1-2-0		
1-0-0	0-0-0	0-0-0		NEUTRAL		0-0-0		0-0-0		1-0-0		
6-5-0	0-2-0	0-0-0		NON-CONFERENCE		0-1-0		2-1-0		4-1-0		
3-2-0	0-1-0	0-0-0		HOME		0-0-0		1-1-0		2-0-0		
2-3-0	0-1-0	0-0-		AWAY		0-1-0		1-0-0		1-1-0		
1-0-0	0-0-0	0-0-0		NEUTRAL		0-0-0		0-0-0		1-0-0		
0-3-2	0-0-1	0-0-0		CONFERENCE		0-0-0		0-2-1		0-1-0		
0-0-2	0-0-1	0-0-0		HOME		0-0-0		0-0-1		0-0-0		
0-3-0	0-0-0	0-0-0		AWAY		0-0-0		0-2-0		0-1-0		
0-0-0	0-0-0	0-0-0		NEUTRAL		0-0-0		0-0-0		0-0-0		
RPI	S	Opponent	Score	RPI	S	Opponent	Score	RPI	S	Opponent	Score	
14	A	Kansas	0 4					122	A	Portland	1 2	
15	H	Pepperdine	0 0					132	A	San Francisco	0 2	
19	H	California	0 4					134	H	Loyola Marymount	2 2	
								138	H	Seattle	0 2	
								142	A	Cal Poly	2 1	
								144	H	Saint Joseph's	4 0	
								166	A	Gonzaga	1 2	
								228	H	Albany (NY)	2 0	
								229	A	Oregon St.	4 2	
								253	H	Idaho	3 0	
								255	A	Nevada	1 2	
								268	N	South Dakota St.	2 1	
LAST 10 GAMES												
132	A	San Francisco	0 2	142	A	Cal Poly	2 1					
134	H	Loyola Marymount	2 2	14	A	Kansas	0 4					
15	H	Pepperdine	0 0	268	N	South Dakota St.	2 1					
122	A	Portland	1 2	138	H	Seattle	0 2					
166	A	Gonzaga	1 2	253	H	Idaho	3 0					

**Non-Div. I Games:**

St. Mary's (CA)

U  
C  
S  
a  
n  
t  
a  
B  
a  
r  
b  
a  
r  
a

Tie, Loss, Non-Conf, S Site, H Home, A Away, N Neutral Page 179

Average RPI Win: 190		WON-LOST RECORD	WINNING PCT. RANK		LAST 10 GAMES	STRENGTH OF SCHEDULE		OPP. STRENGTH OF SCHEDULE		TEAM RPI	ADJ RPI		CONF. RPI	ADJ CONF. RPI
Average RPI Loss: 102														
DIV. I ONLY		5-9-1	.36667	251	2-7-1	78		146		180	.49226	180	12	12
DIV. I NON-CONF.		4-3-1	.5625	132	1-1-1	109		184		112	.53035	113	14	14
TOTALS		RPI 1-25	RPI 26-50		W-L RECORDS		RPI 51-100		RPI 101-150		RPI 150+			
5-9-1		0-1-0	0-0-0		OVERALL		0-5-0		2-1-0		3-2-1			
2-3-0		0-0-0	0-0-0		HOME		0-3-0		0-0-0		2-0-0			
3-6-1		0-1-0	0-0-0		AWAY		0-2-0		2-1-0		1-2-1			
0-0-0		0-0-0	0-0-0		NEUTRAL		0-0-0		0-0-0		0-0-0			
4-3-1		0-1-0	0-0-0		NON-CONFERENCE		0-1-0		1-0-0		3-1-1			
2-1-0		0-0-0	0-0-0		HOME		0-1-0		0-0-0		2-0-0			
2-2-1		0-1-0	0-0-		AWAY		0-0-0		1-0-0		1-1-1			
0-0-0		0-0-0	0-0-0		NEUTRAL		0-0-0		0-0-0		0-0-0			
1-6-0		0-0-0	0-0-0		CONFERENCE		0-4-0		1-1-0		0-1-0			
0-2-0		0-0-0	0-0-0		HOME		0-2-0		0-0-0		0-0-0			
1-4-0		0-0-0	0-0-0		AWAY		0-2-0		1-1-0		0-1-0			
0-0-0		0-0-0	0-0-0		NEUTRAL		0-0-0		0-0-0		0-0-0			
RPI	S	Opponent	Score		RPI	S	Opponent	Score		RPI	S	Opponent	Score	
14	A	Kansas	1	2						109	A	Texas St.	3	2
							75 H Rice	0	3	116	A	Marshall	0	1
							78 H Baylor	0	4	131	A	Middle Tenn.	3	0
							81 H North Texas	0	2	175	A	SMU	1	2
							83 A Western Ky.	1	3	193	A	UAB	0	5
							99 A UTEP	0	2	215	A	Sam Houston St.	2	1
										237	H	Houston Baptist	1	0
										252	A	A&M-Corpus Christi	0	0
										258	H	McNeese St.	4	3
LAST 10 GAMES														
							99 A UTEP	0	2			131 A Middle Tenn.	3	0
							83 A Western Ky.	1	3			193 A UAB	0	5
							116 A Marshall	0	1			78 H Baylor	0	4
							81 H North Texas	0	2			109 A Texas St.	3	2
							75 H Rice	0	3			252 A A&M-Corpus Christi	0	0

Non-Div. I Games:

UTSA

Average RPI Win:		206	WON-LOST RECORD		WINNING PCT. RANK		LAST 10 GAMES		STRENGTH OF SCHEDULE		OPP. STRENGTH OF SCHEDULE		TEAM RPI		ADJ RPI		CONF. RPI		ADJ CONF. RPI	
DIV. I ONLY			6-9-1		.40625 220		3-7-0		122		130		181		.49126 181		16		15	
DIV. I NON-CONF.			3-4-1		.4375 207		0-2-0		190		66		196		.48611 196		15		15	
TOTALS		RPI 1-25		RPI 26-50		W-L RECORDS		RPI 51-100		RPI 101-150		RPI 150+								
6-9-1		0-1-0		0-1-0		OVERALL		0-2-0		2-4-1		4-1-0								
4-4-1		0-0-0		0-0-0		HOME		0-1-0		1-2-1		3-1-0								
2-5-0		0-1-0		0-1-0		AWAY		0-1-0		1-2-0		1-0-0								
0-0-0		0-0-0		0-0-0		NEUTRAL		0-0-0		0-0-0		0-0-0								
3-4-1		0-1-0		0-1-0		NON-CONFERENCE		0-0-0		1-2-1		2-0-0								
3-1-1		0-0-0		0-0-0		HOME		0-0-0		1-1-1		2-0-0								
0-3-0		0-1-0		0-0-		AWAY		0-0-0		0-1-0		0-0-0								
0-0-0		0-0-0		0-0-0		NEUTRAL		0-0-0		0-0-0		0-0-0								
3-5-0		0-0-0		0-0-0		CONFERENCE		0-2-0		1-2-0		2-1-0								
1-3-0		0-0-0		0-0-0		HOME		0-1-0		0-1-0		1-1-0								
2-2-0		0-0-0		0-0-0		AWAY		0-1-0		1-1-0		1-0-0								
0-0-0		0-0-0		0-0-0		NEUTRAL		0-0-0		0-0-0		0-0-0								
RPI S	Opponent		Score		RPI S	Opponent		Score		RPI S	Opponent		Score		RPI S	Opponent		Score		
20 A	Notre Dame		1	2	32 A	Michigan		0	4	58 A	Miami (OH)		0	2	102 A	Eastern Mich.		0	1	
										69 H	Buffalo		0	3	107 H	CSUN		0	0	
															110 H	Ohio St.		1	0	
															113 A	Ball St.		3	0	
															119 A	Dayton		0	2	
															136 H	Western Mich.		0	2	
															149 H	Pittsburgh		0	1	
															242 H	Detroit		3	1	
															243 H	Northern Ill.		1	2	
															246 H	Akron		3	0	
															254 A	Bowling Green		1	0	
															271 H	Xavier		1	0	
LAST 10 GAMES																				
															69 H	Buffalo		0	3	
															58 A	Miami (OH)		0	2	
															243 H	Northern Ill.		1	2	
															136 H	Western Mich.		0	2	
															119 A	Dayton		0	2	
															20 A	Notre Dame		1	2	

Non-Div. I Games:

Toledo




Average RPI Win: 182		WON-LOST RECORD		WINNING PCT. RANK		LAST 10 GAMES		STRENGTH OF SCHEDULE		OPP. STRENGTH OF SCHEDULE		TEAM RPI		ADJ RPI		CONF. RPI		ADJ CONF. RPI	
DIV. I ONLY		5-10-1		.34375 260		3-7-0		58		192		182		.49112 182		21		21	
DIV. I NON-CONF.		3-6-1		.35 248		1-3-0		28		142		139		.51484 139		20		20	
TOTALS		RPI 1-25		RPI 26-50		W-L RECORDS		RPI 51-100		RPI 101-150		RPI 150+							
5-10-1		0-0-0		0-3-0		OVERALL		2-1-0		0-3-0		3-3-1							
1-4-1		0-0-0		0-2-0		HOME		0-0-0		0-2-0		1-0-1							
2-5-0		0-0-0		0-0-0		AWAY		1-1-0		0-1-0		1-3-0							
2-1-0		0-0-0		0-1-0		NEUTRAL		1-0-0		0-0-0		1-0-0							
3-6-1		0-0-0		0-2-0		NON-CONFERENCE		2-1-0		0-3-0		1-0-1							
0-3-1		0-0-0		0-1-0		HOME		0-0-0		0-2-0		0-0-1							
1-2-0		0-0-0		0-0-		AWAY		1-1-0		0-1-0		0-0-0							
2-1-0		0-0-0		0-1-0		NEUTRAL		1-0-0		0-0-0		1-0-0							
2-4-0		0-0-0		0-1-0		CONFERENCE		0-0-0		0-0-0		2-3-0							
1-1-0		0-0-0		0-1-0		HOME		0-0-0		0-0-0		1-0-0							
1-3-0		0-0-0		0-0-0		AWAY		0-0-0		0-0-0		1-3-0							
0-0-0		0-0-0		0-0-0		NEUTRAL		0-0-0		0-0-0		0-0-0							
RPI	S	Opponent		Score		RPI	S	Opponent		Score		RPI	S	Opponent		Score			
				40	H	Memphis	0	4	51	A	Alabama	1	5	104	A	Troy	0	1	
				41	H	FGCU	1	2	87	N	South Ala.	2	1	105	H	Furman	0	3	
				43	N	South Fla.	0	1	97	A	Samford	4	2	127	H	UT Martin	0	1	
														152	A	Lipscomb	0	3	
														158	A	Jacksonville	1	0	
														197	H	Georgia St.	1	1	
														264	A	North Florida	0	1	
														277	N	Austin Peay	1	0	
														279	A	Northern Ky.	0	1	
														290	H	Stetson	2	1	
LAST 10 GAMES																			
				279	A	Northern Ky.	0	1	152	A	Lipscomb	0	3						
				264	A	North Florida	0	1	97	A	Samford	4	2						
				158	A	Jacksonville	1	0	127	H	UT Martin	0	1						
				41	H	FGCU	1	2	40	H	Memphis	0	4						
				290	H	Stetson	2	1	105	H	Furman	0	3						

Non-Div. I Games:

Kennesaw St.



D  
e  
n  
v  
e  
r

 Tie,  Loss,  Non-Conf, S Site, H Home, A Away, N Neutral Page 184



Average RPI Win:	233	WON-LOST	WINNING	LAST 10	STRENGTH OF	OPP. STRENGTH	TEAM	ADJ	CONF.	ADJ CONF.	
Average RPI Loss:	120	RECORD	PCT. RANK	GAMES	SCHEDULE	OF SCHEDULE	RPI	RPI	RPI	RPI	
DIV. I ONLY	8-5-2	.6	94	4-5-1	268	217	185	.48882	185	12	12
DIV. I NON-CONF.	6-1-1	.8125	29	2-1-0	309	303	171	.49899	172	14	14
<hr/>											
TOTALS	RPI 1-25	RPI 26-50		W-L RECORDS		RPI 51-100		RPI 101-150		RPI 150+	
8-5-2	0-0-0	0-0-0		OVERALL		0-3-0		2-1-0		6-1-2	
5-1-0	0-0-0	0-0-0		HOME		0-0-0		1-1-0		4-0-0	
3-4-2	0-0-0	0-0-0		AWAY		0-3-0		1-0-0		2-1-2	
0-0-0	0-0-0	0-0-0		NEUTRAL		0-0-0		0-0-0		0-0-0	
<hr/>											
6-1-1	0-0-0	0-0-0		NON-CONFERENCE		0-0-0		1-0-0		5-1-1	
4-0-0	0-0-0	0-0-0		HOME		0-0-0		1-0-0		3-0-0	
2-1-1	0-0-0	0-0-		AWAY		0-0-0		0-0-0		2-1-1	
0-0-0	0-0-0	0-0-0		NEUTRAL		0-0-0		0-0-0		0-0-0	
<hr/>											
2-4-1	0-0-0	0-0-0		CONFERENCE		0-3-0		1-1-0		1-0-1	
1-1-0	0-0-0	0-0-0		HOME		0-0-0		0-1-0		1-0-0	
1-3-1	0-0-0	0-0-0		AWAY		0-3-0		1-0-0		0-0-1	
0-0-0	0-0-0	0-0-0		NEUTRAL		0-0-0		0-0-0		0-0-0	
<hr/>											
RPI	S	Opponent	Score	RPI	S	Opponent	Score	RPI	S	Opponent	Score
				75 A Rice				0	6	104 H Troy	4 2
				81 A North Texas				0	1	131 H Middle Tenn.	0 1
				96 A Charlotte				0	3	133 A Old Dominion	2 0
										171 H La.-Lafayette	2 0
										193 H UAB	2 1
										219 A Mississippi St.	1 2
										247 A Southern Miss.	0 0
										265 A Central Ark.	2 2
										308 A Southern U.	2 1
										310 A Eastern Ill.	3 1
										315 H Jackson St.	7 0
										328 H Grambling	9 0
				<hr/>							
				LAST 10 GAMES							
247 A Southern Miss.				0	0	75 A Rice	0 6				
133 A Old Dominion				2	0	81 A North Texas	0 1				
96 A Charlotte				0	3	315 H Jackson St.	7 0				
193 H UAB				2	1	328 H Grambling	9 0				
131 H Middle Tenn.				0	1	219 A Mississippi St.	1 2				

Non-Div. I Games:      Lewis      6      0      Louisiana Col.      8      0

Louisiana Tech

Average RPI Win:	187	WON-LOST	WINNING	LAST 10	STRENGTH OF	OPP. STRENGTH	TEAM	ADJ	CONF.	ADJ CONF.					
Average RPI Loss:	144	RECORD	PCT. RANK	GAMES	SCHEDULE	OF SCHEDULE	RPI	RPI	RPI	RPI					
DIV. I ONLY	7-8-1	.46875	184	5-4-1	169	156	186	.48877	186	11	11				
DIV. I NON-CONF.	4-5-0	.44444	195	2-1-0	168	196	198	.4845	198	9	9				
<hr/>															
TOTALS	RPI 1-25	RPI 26-50		W-L RECORDS		RPI 51-100		RPI 101-150		RPI 150+					
7-8-1	0-0-0	0-0-0		OVERALL		1-2-1		2-2-0		4-4-0					
5-3-0	0-0-0	0-0-0		HOME		1-1-0		2-0-0		2-2-0					
1-4-1	0-0-0	0-0-0		AWAY		0-1-1		0-1-0		1-2-0					
1-1-0	0-0-0	0-0-0		NEUTRAL		0-0-0		0-1-0		1-0-0					
<hr/>															
4-5-0	0-0-0	0-0-0		NON-CONFERENCE		1-1-0		1-2-0		2-2-0					
2-2-0	0-0-0	0-0-0		HOME		1-1-0		1-0-0		0-1-0					
1-2-0	0-0-0	0-0-		AWAY		0-0-0		0-1-0		1-1-0					
1-1-0	0-0-0	0-0-0		NEUTRAL		0-0-0		0-1-0		1-0-0					
<hr/>															
3-3-1	0-0-0	0-0-0		CONFERENCE		0-1-1		1-0-0		2-2-0					
3-1-0	0-0-0	0-0-0		HOME		0-0-0		1-0-0		2-1-0					
0-2-1	0-0-0	0-0-0		AWAY		0-1-1		0-0-0		0-1-0					
0-0-0	0-0-0	0-0-0		NEUTRAL		0-0-0		0-0-0		0-0-0					
<hr/>															
RPI	S	Opponent	Score	RPI	S	Opponent	Score	RPI	S	Opponent	Score				
				62 A William & Mary				1	3	103 H James Madison		1	0		
				85 H Temple				2	0	113 N Ball St.				0	1
				91 A Drexel				0	0	125 H Monmouth				3	2
				95 H St. John's (NY)				1	2	129 A Army				1	2
										151 H UNCW				4	1
										160 H Penn				0	1
										187 H Towson				0	1
										201 A Brown				1	2
										202 A Elon				0	2
										266 H Col. of Charleston				4	1
										284 N Marist				1	0
										293 A Saint Francis (PA)				1	0
				<hr/>											
				LAST 10 GAMES											
103 H James Madison				1	0	266 H Col. of Charleston				4	1				
187 H Towson				0	1	151 H UNCW				4	1				
202 A Elon				0	2	160 H Penn				0	1				
62 A William & Mary				1	3	85 H Temple				2	0				
91 A Drexel				0	0	284 N Marist				1	0				

Non-Div. I Games:

Delaware

Average RPI Win: 211		WON-LOST	WINNING	LAST 10	STRENGTH OF		OPP. STRENGTH	TEAM	ADJ		CONF.	ADJ CONF.
Average RPI Loss: 87		RECORD	PCT. RANK	GAMES	SCHEDULE		OF SCHEDULE	RPI	RPI		RPI	RPI
DIV. I ONLY		4-8-4	.375	246	2-5-3		107	127	188		.4881	187
DIV. I NON-CONF.		3-4-2	.44444	195	1-1-1		86	148	146		.51133	143
TOTALS		RPI 1-25	RPI 26-50		W-L RECORDS		RPI 51-100		RPI 101-150		RPI 150+	
4-8-4		0-0-0	0-2-0		OVERALL		0-3-1		1-1-0		3-2-3	
2-5-1		0-0-0	0-2-0		HOME		0-1-0		1-1-0		1-1-1	
1-3-2		0-0-0	0-0-0		AWAY		0-2-1		0-0-0		1-1-1	
1-0-1		0-0-0	0-0-0		NEUTRAL		0-0-0		0-0-0		1-0-1	
3-4-2		0-0-0	0-2-0		NON-CONFERENCE		0-1-0		1-0-0		2-1-2	
2-3-0		0-0-0	0-2-0		HOME		0-1-0		1-0-0		1-0-0	
0-1-1		0-0-0	0-0-		AWAY		0-0-0		0-0-0		0-1-1	
1-0-1		0-0-0	0-0-0		NEUTRAL		0-0-0		0-0-0		1-0-1	
1-4-2		0-0-0	0-0-0		CONFERENCE		0-2-1		0-1-0		1-1-1	
0-2-1		0-0-0	0-0-0		HOME		0-0-0		0-1-0		0-1-1	
1-2-1		0-0-0	0-0-0		AWAY		0-2-1		0-0-0		1-0-0	
0-0-0		0-0-0	0-0-0		NEUTRAL		0-0-0		0-0-0		0-0-0	
RPI S	Opponent	Score	RPI S	Opponent	Score	RPI S	Opponent	Score	RPI S	Opponent	Score	
			26 H	DePaul	0 1	61 A	Hofstra	0 1	103 H	James Madison	2 4	
			37 H	Georgetown	0 5	65 A	Northeastern	0 4	135 H	UMBC	2 0	
						88 H	Fairfield	0 1	151 H	UNCW	1 2	
						91 A	Drexel	2 2	162 A	Villanova	0 0	
									163 A	Loyola Maryland	0 1	
									186 A	Delaware	1 0	
									191 N	Massachusetts	1 1	
									251 H	Radford	3 0	
									266 H	Col. of Charleston	0 0	
									271 N	Xavier	2 0	
LAST 10 GAMES												
			91 A	Drexel	2 2	65 A	Northeastern	0 4				
			186 A	Delaware	1 0	103 H	James Madison	2 4				
			266 H	Col. of Charleston	0 0	162 A	Villanova	0 0				
			151 H	UNCW	1 2	135 H	UMBC	2 0				
			61 A	Hofstra	0 1	163 A	Loyola Maryland	0 1				

Non-Div. I Games:

Towson

Average RPI Win:	252	WON-LOST	WINNING	LAST 10	STRENGTH OF	OPP. STRENGTH	TEAM	ADJ	CONF.	ADJ CONF.	
Average RPI Loss:	162	RECORD	PCT. RANK	GAMES	SCHEDULE	OF SCHEDULE	RPI	RPI	RPI	RPI	
DIV. I ONLY	7-5-0	.58333	115	6-4-0	253	254	189	.48764	188	23	23
DIV. I NON-CONF.	2-3-0	.4	220	1-2-0	196	246	230	.45948	229	23	23
<hr/>											
TOTALS	RPI 1-25	RPI 26-50		W-L RECORDS		RPI 51-100		RPI 101-150		RPI 150+	
7-5-0	0-0-0	0-0-0		OVERALL		0-1-0		0-2-0		7-2-0	
3-3-0	0-0-0	0-0-0		HOME		0-1-0		0-1-0		3-1-0	
3-2-0	0-0-0	0-0-0		AWAY		0-0-0		0-1-0		3-1-0	
1-0-0	0-0-0	0-0-0		NEUTRAL		0-0-0		0-0-0		1-0-0	
<hr/>											
2-3-0	0-0-0	0-0-0		NON-CONFERENCE		0-1-0		0-1-0		2-1-0	
0-1-0	0-0-0	0-0-0		HOME		0-1-0		0-0-0		0-0-0	
1-2-0	0-0-0	0-0-		AWAY		0-0-0		0-1-0		1-1-0	
1-0-0	0-0-0	0-0-0		NEUTRAL		0-0-0		0-0-0		1-0-0	
<hr/>											
5-2-0	0-0-0	0-0-0		CONFERENCE		0-0-0		0-1-0		5-1-0	
3-2-0	0-0-0	0-0-0		HOME		0-0-0		0-1-0		3-1-0	
2-0-0	0-0-0	0-0-0		AWAY		0-0-0		0-0-0		2-0-0	
0-0-0	0-0-0	0-0-0		NEUTRAL		0-0-0		0-0-0		0-0-0	
<hr/>											
RPI S	Opponent	Score	RPI S	Opponent	Score	RPI S	Opponent	Score	RPI S	Opponent	Score
						60 H	Illinois St.	0 3	127 H	UT Martin	1 2
						139 A	Evansville	0 1			
						177 H	Morehead St.	2 1			
						203 H	Murray St.	2 1			
						205 A	Northern Colo.	0 1			
						217 A	Belmont	1 0			
						269 N	UC Davis	2 0			
						277 H	Austin Peay	0 1			
						292 H	Eastern Ky.	1 0			
						299 A	Arkansas St.	3 0			
						310 A	Eastern Ill.	4 0			
						<hr/>					
			LAST 10 GAMES								
			177 H Morehead St.			2 1	127 H UT Martin			1 2	
			292 H Eastern Ky.			1 0	310 A Eastern Ill.			4 0	
			217 A Belmont			1 0	299 A Arkansas St.			3 0	
			277 H Austin Peay			0 1	139 A Evansville			0 1	
			203 H Murray St.			2 1	60 H Illinois St.			0 3	

Non-Div. I Games:

Southeast Mo. St.

Average RPI Win:	269	WON-LOST RECORD	WINNING PCT. RANK	LAST 10 GAMES	STRENGTH OF SCHEDULE	OPP. STRENGTH OF SCHEDULE	TEAM RPI	ADJ RPI	CONF. RPI	ADJ CONF. RPI		
DIV. I ONLY		9-7-0	.5625	122	6-4-0	232	268	191	.48726	189	23	23
DIV. I NON-CONF.		4-5-0	.44444	195	1-2-0	186	278	214	.47034	214	23	23
<hr/>												
TOTALS	RPI 1-25	RPI 26-50		W-L RECORDS		RPI 51-100		RPI 101-150		RPI 150+		
9-7-0	0-0-0	0-0-0		OVERALL		0-2-0		1-2-0		8-3-0		
5-1-0	0-0-0	0-0-0		HOME		0-1-0		1-0-0		4-0-0		
4-6-0	0-0-0	0-0-0		AWAY		0-1-0		0-2-0		4-3-0		
0-0-0	0-0-0	0-0-0		NEUTRAL		0-0-0		0-0-0		0-0-0		
<hr/>												
4-5-0	0-0-0	0-0-0		NON-CONFERENCE		0-2-0		0-2-0		4-1-0		
2-1-0	0-0-0	0-0-0		HOME		0-1-0		0-0-0		2-0-0		
2-4-0	0-0-0	0-0-		AWAY		0-1-0		0-2-0		2-1-0		
0-0-0	0-0-0	0-0-0		NEUTRAL		0-0-0		0-0-0		0-0-0		
<hr/>												
5-2-0	0-0-0	0-0-0		CONFERENCE		0-0-0		1-0-0		4-2-0		
3-0-0	0-0-0	0-0-0		HOME		0-0-0		1-0-0		2-0-0		
2-2-0	0-0-0	0-0-0		AWAY		0-0-0		0-0-0		2-2-0		
0-0-0	0-0-0	0-0-0		NEUTRAL		0-0-0		0-0-0		0-0-0		
<hr/>												
RPI S	Opponent	Score	RPI S	Opponent	Score	RPI S	Opponent	Score	RPI S	Opponent	Score	
						51 A	Alabama	0 2	104 A	Troy	1 3	
						97 H	Samford	2 3	113 A	Ball St.	1 3	
									127 H	UT Martin	2 1	
									177 A	Morehead St.	1 2	
									202 A	Elon	0 2	
									203 A	Murray St.	0 3	
									217 H	Belmont	4 2	
									262 A	Gardner-Webb	1 0	
									277 A	Austin Peay	5 0	
									292 A	Eastern Ky.	2 1	
									301 A	Alabama St.	3 0	
									310 H	Eastern Ill.	3 1	
									315 H	Jackson St.	7 1	
									322 H	Mississippi Val.	15 0	
						<hr/>						
			LAST 10 GAMES									
			217 H Belmont			4 2	203 A Murray St.			0 3		
			277 A Austin Peay			5 0	127 H UT Martin			2 1		
			310 H Eastern Ill.			3 1	113 A Ball St.			1 3		
			292 A Eastern Ky.			2 1	301 A Alabama St.			3 0		
			177 A Morehead St.			1 2	104 A Troy			1 3		

Non-Div. I Games:

Jacksonville St.

Average RPI Win: 238		WON-LOST RECORD		WINNING PCT. RANK		LAST 10 GAMES		STRENGTH OF SCHEDULE		OPP. STRENGTH OF SCHEDULE		TEAM RPI		ADJ RPI		CONF. RPI		ADJ CONF. RPI	
DIV. I ONLY		5-8-2		.4 228		3-6-1		94		229		187		.48635 190		18		18	
DIV. I NON-CONF.		4-6-1		.40909 217		2-4-0		102		231		187		.48874 189		18		18	
TOTALS		RPI 1-25		RPI 26-50		W-L RECORDS		RPI 51-100		RPI 101-150		RPI 150+							
5-8-2		0-1-0		0-1-0		OVERALL		0-2-0		1-1-1		4-3-1							
5-2-1		0-0-0		0-0-0		HOME		0-0-0		1-0-1		4-2-0							
0-6-0		0-1-0		0-1-0		AWAY		0-2-0		0-1-0		0-1-0							
0-0-1		0-0-0		0-0-0		NEUTRAL		0-0-0		0-0-0		0-0-1							
4-6-1		0-1-0		0-1-0		NON-CONFERENCE		0-1-0		1-1-0		3-2-1							
4-2-0		0-0-0		0-0-0		HOME		0-0-0		1-0-0		3-2-0							
0-4-0		0-1-0		0-0-		AWAY		0-1-0		0-1-0		0-0-0							
0-0-1		0-0-0		0-0-0		NEUTRAL		0-0-0		0-0-0		0-0-1							
1-2-1		0-0-0		0-0-0		CONFERENCE		0-1-0		0-0-1		1-1-0							
1-0-1		0-0-0		0-0-0		HOME		0-0-0		0-0-1		1-0-0							
0-2-0		0-0-0		0-0-0		AWAY		0-1-0		0-0-0		0-1-0							
0-0-0		0-0-0		0-0-0		NEUTRAL		0-0-0		0-0-0		0-0-0							
RPI S	Opponent		Score		RPI S	Opponent		Score		RPI S	Opponent		Score		RPI S	Opponent		Score	
14 A	Kansas		1	2	35 A	Arkansas		1	6	60 A	Illinois St.		0	2	123 H	Utah St.		2	0
										76 A	Tulsa		2	3	139 H	Evansville		1	1
															147 A	UMKC		0	1
															192 H	SIUE		3	1
															194 H	UALR		0	1
															224 N	Oral Roberts		2	2
															232 A	Drake		0	3
															265 H	Central Ark.		2	3
															281 H	Indiana St.		3	0
															294 H	Omaha		2	1
															299 H	Arkansas St.		3	0
				LAST 10 GAMES															
				232 A	Drake		0	3	294 H	Omaha		2	1						
				139 H	Evansville		1	1	192 H	SIUE		3	1						
				14 A	Kansas		1	2	194 H	UALR		0	1						
				281 H	Indiana St.		3	0	35 A	Arkansas		1	6						
				60 A	Illinois St.		0	2	265 H	Central Ark.		2	3						

Non-Div. I Games:

Missouri St.

Average RPI Win: 215		WON-LOST	WINNING	LAST 10	STRENGTH OF	OPP. STRENGTH	TEAM	ADJ	CONF.	ADJ CONF.					
Average RPI Loss: 101		RECORD	PCT. RANK	GAMES	SCHEDULE	OF SCHEDULE	RPI	RPI	RPI	RPI					
DIV. I ONLY		3-7-4	.35714	254	2-5-3		105	119	193	.48634	191	13	13		
DIV. I NON-CONF.		2-5-3	.35	248	1-3-2		153	96	212	.47362	212	13	13		
<hr/>															
TOTALS		RPI 1-25		RPI 26-50		W-L RECORDS		RPI 51-100		RPI 101-150		RPI 150+			
3-7-4		0-0-0		0-1-1		OVERALL		0-3-1		1-1-0		2-2-2			
2-2-1		0-0-0		0-0-0		HOME		0-1-0		1-0-0		1-1-1			
1-5-2		0-0-0		0-1-1		AWAY		0-2-1		0-1-0		1-1-0			
0-0-1		0-0-0		0-0-0		NEUTRAL		0-0-0		0-0-0		0-0-1			
2-5-3		0-0-0		0-1-1		NON-CONFERENCE		0-1-1		0-1-0		2-2-1			
1-2-0		0-0-0		0-0-0		HOME		0-1-0		0-0-0		1-1-0			
1-3-2		0-0-0		0-1-		AWAY		0-0-1		0-1-0		1-1-0			
0-0-1		0-0-0		0-0-0		NEUTRAL		0-0-0		0-0-0		0-0-1			
1-2-1		0-0-0		0-0-0		CONFERENCE		0-2-0		1-0-0		0-0-1			
1-0-1		0-0-0		0-0-0		HOME		0-0-0		1-0-0		0-0-1			
0-2-0		0-0-0		0-0-0		AWAY		0-2-0		0-0-0		0-0-0			
0-0-0		0-0-0		0-0-0		NEUTRAL		0-0-0		0-0-0		0-0-0			
RPI	S	Opponent	Score	RPI	S	Opponent	Score	RPI	S	Opponent	Score	RPI	S	Opponent	Score
36	A	UConn	0 5	55	A	Rhode Island	0 1	103	A	James Madison	1 2	144	H	Saint Joseph's	2 1
46	A	Harvard	0 0	65	A	Northeastern	0 0	168	H	Cornell	0 1	187	N	Towson	1 1
				73	A	George Washington	1 2	201	A	Brown	0 2	212	H	New Hampshire	2 1
				74	H	Providence	1 2	244	H	George Mason	1 1	289	A	Bryant	1 0
										</					

Non-Div. I Games:

Massachusetts

Average RPI Win: 237		WON-LOST RECORD	WINNING PCT. RANK		LAST 10 GAMES	STRENGTH OF SCHEDULE	OPP. STRENGTH OF SCHEDULE	TEAM RPI	ADJ RPI	CONF. RPI	ADJ CONF. RPI	
Average RPI Loss: 221												
DIV. I ONLY		9-5-1	.63333	85	8-2-0	285	245	190	.48538	192	23	23
DIV. I NON-CONF.		3-4-1	.4375	207	2-1-0	285	243	256	.43202	256	23	23
<hr/>												
TOTALS		RPI 1-25		RPI 26-50		W-L RECORDS		RPI 51-100		RPI 101-150		RPI 150+
9-5-1		0-0-0		0-0-0		OVERALL		0-0-0		1-1-1		8-4-0
5-2-1		0-0-0		0-0-0		HOME		0-0-0		1-0-1		4-2-0
4-3-0		0-0-0		0-0-0		AWAY		0-0-0		0-1-0		4-2-0
0-0-0		0-0-0		0-0-0		NEUTRAL		0-0-0		0-0-0		0-0-0
3-4-1		0-0-0		0-0-0		NON-CONFERENCE		0-0-0		0-1-1		3-3-0
2-1-1		0-0-0		0-0-0		HOME		0-0-0		0-0-1		2-1-0
1-3-0		0-0-0		0-0-		AWAY		0-0-0		0-1-0		1-2-0
0-0-0		0-0-0		0-0-0		NEUTRAL		0-0-0		0-0-0		0-0-0
6-1-0		0-0-0		0-0-0		CONFERENCE		0-0-0		1-0-0		5-1-0
3-1-0		0-0-0		0-0-0		HOME		0-0-0		1-0-0		2-1-0
3-0-0		0-0-0		0-0-0		AWAY		0-0-0		0-0-0		3-0-0
0-0-0		0-0-0		0-0-0		NEUTRAL		0-0-0		0-0-0		0-0-0
RPI	S	Opponent	Score	RPI	S	Opponent	Score	RPI	S	Opponent	Score	
										108 A	Purdue	1 4
										127 H	UT Martin	2 1
										147 H	UMKC	1 1
										177 A	Morehead St.	2 1
										190 A	Missouri St.	1 3
										203 H	Murray St.	2 1
										217 A	Belmont	1 0
										232 H	Drake	1 2
										243 A	Northern Ill.	1 0
										261 H	North Dakota St.	1 0
										277 H	Austin Peay	0 1
										292 A	Eastern Ky.	3 1
										298 A	IUPUI	1 2
										307 H	Ill.-Chicago	2 1
										310 H	Eastern Ill.	3 1
<hr/>												
LAST 10 GAMES												
										292 A	Eastern Ky.	3 1
										310 H	Eastern Ill.	3 1
										190 A	Missouri St.	1 3
										261 H	North Dakota St.	1 0
										243 A	Northern Ill.	1 0

Non-Div. I Games:

SIUE



UAB				Through Games Of Oct. 19, 2014									
Average RPI Win:	184	WON-LOST RECORD	WINNING PCT. RANK	LAST 10 GAMES	STRENGTH OF SCHEDULE	OPP. STRENGTH OF SCHEDULE	TEAM RPI	ADJ RPI	CONF. RPI	ADJ CONF. RPI			
DIV. I ONLY		5-8-2	.4 228	3-5-2	128	144	192	.48518 193	12	12			
DIV. I NON-CONF.		3-5-0	.375 234	1-2-0	137	154	206	.47723 204	14	14			
TOTALS		RPI 1-25	RPI 26-50	W-L RECORDS	RPI 51-100	RPI 101-150	RPI 150+						
5-8-2	0-0-0	0-0-0	OVERALL	2-4-0	0-2-0	3-2-2							
3-0-1	0-0-0	0-0-0	HOME	1-0-0	0-0-0	2-0-1							
2-6-1	0-0-0	0-0-0	AWAY	1-3-0	0-2-0	1-1-1							
0-2-0	0-0-0	0-0-0	NEUTRAL	0-1-0	0-0-0	0-1-0							
3-5-0	0-0-0	0-0-0	NON-CONFERENCE	1-3-0	0-1-0	2-1-0							
1-0-0	0-0-0	0-0-0	HOME	0-0-0	0-0-0	1-0-0							
2-3-0	0-0-0	0-0-	AWAY	1-2-0	0-1-0	1-0-0							
0-2-0	0-0-0	0-0-0	NEUTRAL	0-1-0	0-0-0	0-1-0							
2-3-2	0-0-0	0-0-0	CONFERENCE	1-1-0	0-1-0	1-1-2							
2-0-1	0-0-0	0-0-0	HOME	1-0-0	0-0-0	1-0-1							
0-3-1	0-0-0	0-0-0	AWAY	0-1-0	0-1-0	0-1-1							
0-0-0	0-0-0	0-0-0	NEUTRAL	0-0-0	0-0-0	0-0-0							
RPI S	Opponent	Score	RPI S	Opponent	Score	RPI S	Opponent	Score	RPI S	Opponent	Score		
						51 A	Alabama	0 2	104 A	Troy	1 2		
						63 A	Duke	1 3	116 A	Marshall	1 2		
						71 N	Illinois	1 3	157 H	Fla. Atlantic	0 0		
						83 A	Western Ky.	0 1	158 N	Jacksonville	1 2		
						87 A	South Ala.	2 1	180 H	UTSA	5 0		
						99 H	UTEP	2 0	185 A	Louisiana Tech	1 2		
									226 A	Davidson	1 0		
									247 A	Southern Miss.	1 1		
									327 H	Chattanooga	7 0		
LAST 10 GAMES													
			83 A	Western Ky.	0 1		99 H	UTEP	2 0				
			116 A	Marshall	1 2		180 H	UTSA	5 0				
			157 H	Fla. Atlantic	0 0		327 H	Chattanooga	7 0				
			185 A	Louisiana Tech	1 2		104 A	Troy	1 2				
			247 A	Southern Miss.	1 1		51 A	Alabama	0 2				

Non-Div. I Games:

UAB

Average RPI Win: 281		WON-LOST RECORD	WINNING PCT. RANK		LAST 10 GAMES	STRENGTH OF SCHEDULE	OPP. STRENGTH OF SCHEDULE	TEAM RPI	ADJ RPI		CONF. RPI	ADJ CONF. RPI			
Average RPI Loss: 134															
DIV. I ONLY		11-4-1	.71875	43	5-4-1	316	282	194	.48436	194	15	16			
DIV. I NON-CONF.		9-0-0	1	1	3-0-0	329	326	147	.51026	148	17	17			
<hr/>															
TOTALS		RPI 1-25		RPI 26-50		W-L RECORDS		RPI 51-100		RPI 101-150		RPI 150+			
11-4-1		0-0-0		0-0-0		OVERALL		0-1-0		0-1-0		11-2-1			
8-2-0		0-0-0		0-0-0		HOME		0-0-0		0-1-0		8-1-0			
3-2-1		0-0-0		0-0-0		AWAY		0-1-0		0-0-0		3-1-1			
0-0-0		0-0-0		0-0-0		NEUTRAL		0-0-0		0-0-0		0-0-0			
9-0-0		0-0-0		0-0-0		NON-CONFERENCE		0-0-0		0-0-0		9-0-0			
7-0-0		0-0-0		0-0-0		HOME		0-0-0		0-0-0		7-0-0			
2-0-0		0-0-0		0-0-		AWAY		0-0-0		0-0-0		2-0-0			
0-0-0		0-0-0		0-0-0		NEUTRAL		0-0-0		0-0-0		0-0-0			
2-4-1		0-0-0		0-0-0		CONFERENCE		0-1-0		0-1-0		2-2-1			
1-2-0		0-0-0		0-0-0		HOME		0-0-0		0-1-0		1-1-0			
1-2-1		0-0-0		0-0-0		AWAY		0-1-0		0-0-0		1-1-1			
0-0-0		0-0-0		0-0-0		NEUTRAL		0-0-0		0-0-0		0-0-0			
RPI	S	Opponent	Score	RPI	S	Opponent	Score	RPI	S	Opponent	Score				
								93	A	Ga. Southern	2	3			
										109	H	Texas St.	1	2	
										161	H	Appalachian St.	0	3	
										171	A	La.-Lafayette	1	2	
										190	A	Missouri St.	1	0	
										197	A	Georgia St.	1	1	
										230	A	La.-Monroe	2	0	
										241	H	South Dakota	1	0	
										260	H	Nicholls St.	3	1	
										285	A	Northwestern St.	1	0	
										299	H	Arkansas St.	2	1	
										300	H	Tennessee Tech	1	0	
										308	H	Southern U.	6	0	
										322	H	Mississippi Val.	9	0	
										329	H	Ark.-Pine Bluff	7	1	
										330	H	Chicago St.	7	0	
<hr/>															
LAST 10 GAMES															
						299	H	Arkansas St.	2	1	109	H	Texas St.	1	2
						230	A	La.-Monroe	2	0	161	H	Appalachian St.	0	3
						171	A	La.-Lafayette	1	2	190	A	Missouri St.	1	0
						93	A	Ga. Southern	2	3	300	H	Tennessee Tech	1	0
						197	A	Georgia St.	1	1	322	H	Mississippi Val.	9	0

Non-Div. I Games:

UALR

Average RPI Win:	189	WON-LOST RECORD	WINNING PCT. RANK	LAST 10 GAMES	STRENGTH OF SCHEDULE	OPP. STRENGTH OF SCHEDULE	TEAM RPI	ADJ RPI	CONF. RPI	ADJ CONF. RPI				
DIV. I ONLY		4-7-4	.4	228	3-3-2	172	60	197	.48375	195	14	14		
DIV. I NON-CONF.		2-7-2	.27273	277	1-3-0	154	40	228	.46102	226	12	12		
<hr/>														
TOTALS	RPI 1-25	RPI 26-50		W-L RECORDS		RPI 51-100		RPI 101-150		RPI 150+				
4-7-4	0-1-0	0-2-1		OVERALL		0-2-1		2-1-0		2-1-2				
1-4-2	0-1-0	0-1-1		HOME		0-1-1		0-0-0		1-1-0				
3-3-2	0-0-0	0-1-0		AWAY		0-1-0		2-1-0		1-0-2				
0-0-0	0-0-0	0-0-0		NEUTRAL		0-0-0		0-0-0		0-0-0				
<hr/>														
2-7-2	0-1-0	0-2-1		NON-CONFERENCE		0-2-0		0-1-0		2-1-1				
1-4-1	0-1-0	0-1-1		HOME		0-1-0		0-0-0		1-1-0				
1-3-1	0-0-0	0-0-		AWAY		0-1-0		0-1-0		1-0-1				
0-0-0	0-0-0	0-0-0		NEUTRAL		0-0-0		0-0-0		0-0-0				
<hr/>														
2-0-2	0-0-0	0-0-0		CONFERENCE		0-0-1		2-0-0		0-0-1				
0-0-1	0-0-0	0-0-0		HOME		0-0-1		0-0-0		0-0-0				
2-0-1	0-0-0	0-0-0		AWAY		0-0-0		2-0-0		0-0-1				
0-0-0	0-0-0	0-0-0		NEUTRAL		0-0-0		0-0-0		0-0-0				
<hr/>														
RPI	S	Opponent	Score		RPI	S	Opponent	Score		RPI	S	Opponent	Score	
15	H	Pepperdine	0	1	28	H	Georgia	1	2	53	H	Michigan St.	0	1
					38	H	BYU	1	1	56	A	Oregon	1	2
					47	A	San Diego	1	2	90	H	Long Beach St.	0	0

**Non-Div. I Games:**

Cal St. Fullerton

Average RPI Win: 241		WON-LOST	WINNING	LAST 10	STRENGTH OF		OPP. STRENGTH	TEAM	ADJ	CONF.	ADJ CONF.
Average RPI Loss: 110		RECORD	PCT. RANK	GAMES	SCHEDULE		OF SCHEDULE	RPI	RPI	RPI	RPI
DIV. I ONLY		5-8-2	.4	228	4-4-2		115	235	198	.48258	196
DIV. I NON-CONF.		1-5-0	.16667	300	0-1-0		17	92	199	.48343	199
TOTALS		RPI 1-25	RPI 26-50		W-L RECORDS		RPI 51-100		RPI 101-150		RPI 150+
5-8-2		0-1-0	0-1-0		OVERALL		0-4-0		0-0-0		5-2-2
3-2-0		0-0-0	0-0-0		HOME		0-2-0		0-0-0		3-0-0
1-6-2		0-1-0	0-1-0		AWAY		0-2-0		0-0-0		1-2-2
1-0-0		0-0-0	0-0-0		NEUTRAL		0-0-0		0-0-0		1-0-0
1-5-0		0-1-0	0-1-0		NON-CONFERENCE		0-3-0		0-0-0		1-0-0
0-1-0		0-0-0	0-0-0		HOME		0-1-0		0-0-0		0-0-0
0-4-0		0-1-0	0-0-		AWAY		0-2-0		0-0-0		0-0-0
1-0-0		0-0-0	0-0-0		NEUTRAL		0-0-0		0-0-0		1-0-0
4-3-2		0-0-0	0-0-0		CONFERENCE		0-1-0		0-0-0		4-2-2
3-1-0		0-0-0	0-0-0		HOME		0-1-0		0-0-0		3-0-0
1-2-2		0-0-0	0-0-0		AWAY		0-0-0		0-0-0		1-2-2
0-0-0		0-0-0	0-0-0		NEUTRAL		0-0-0		0-0-0		0-0-0
RPI S	Opponent	Score		RPI S	Opponent	Score		RPI S	Opponent	Score	
12 A	Texas Tech	0	2	49 A	TCU	0	3	72 H	Stephen F. Austin	0	1
								76 A	Tulsa	0	1
								81 A	North Texas	1	3
								99 H	UTEP	0	1
								167 H	Southeastern La.	2	1
								215 A	Sam Houston St.	3	2
								237 A	Houston Baptist	0	1
								252 A	A&M-Corpus Christi	1	2
								260 H	Nicholls St.	3	0
								265 A	Central Ark.	2	2
								276 N	Tex.-Pan American	5	1
								285 H	Northwestern St.	3	0
								319 A	Incarnate Word	1	1
LAST 10 GAMES											
								319 A	Incarnate Word	1	1
								252 A	A&M-Corpus Christi	1	2
								72 H	Stephen F. Austin	0	1
								285 H	Northwestern St.	3	0
								265 A	Central Ark.	2	2
								12 A	Texas Tech	0	2
								167 H	Southeastern La.	2	1
								260 H	Nicholls St.	3	0
								237 A	Houston Baptist	0	1
								215 A	Sam Houston St.	3	2
								12 A	Texas Tech	0	2

Non-Div. I Games: Texas Wesleyan 2 1 Wayland Baptist 3 0

Abilene Christian

Average RPI Win:	191	WON-LOST RECORD	WINNING PCT. RANK	LAST 10 GAMES	STRENGTH OF SCHEDULE	OPP. STRENGTH OF SCHEDULE	TEAM RPI	ADJ RPI	CONF. RPI	ADJ CONF. RPI						
DIV. I ONLY		5-8-4	.41176	219	4-4-2	124	223	195	.48189	197	15	16				
DIV. I NON-CONF.		2-5-3	.35	248	1-1-1	218	186	246	.44243	248	17	17				
<hr/>																
TOTALS	RPI 1-25	RPI 26-50		W-L RECORDS		RPI 51-100		RPI 101-150		RPI 150+						
5-8-4	0-0-0	0-0-0		OVERALL		1-2-0		1-3-0		3-3-4						
4-2-1	0-0-0	0-0-0		HOME		1-1-0		1-1-0		2-0-1						
1-6-3	0-0-0	0-0-0		AWAY		0-1-0		0-2-0		1-3-3						
0-0-0	0-0-0	0-0-0		NEUTRAL		0-0-0		0-0-0		0-0-0						
<hr/>																
2-5-3	0-0-0	0-0-0		NON-CONFERENCE		0-1-0		1-2-0		1-2-3						
2-2-0	0-0-0	0-0-0		HOME		0-1-0		1-1-0		1-0-0						
0-3-3	0-0-0	0-0-		AWAY		0-0-0		0-1-0		0-2-3						
0-0-0	0-0-0	0-0-0		NEUTRAL		0-0-0		0-0-0		0-0-0						
<hr/>																
3-3-1	0-0-0	0-0-0		CONFERENCE		1-1-0		0-1-0		2-1-1						
2-0-1	0-0-0	0-0-0		HOME		1-0-0		0-0-0		1-0-1						
1-3-0	0-0-0	0-0-0		AWAY		0-1-0		0-1-0		1-1-0						
0-0-0	0-0-0	0-0-0		NEUTRAL		0-0-0		0-0-0		0-0-0						
<hr/>																
RPI	S	Opponent	Score	RPI	S	Opponent	Score	RPI	S	Opponent	Score					
								87	A	South Ala.	0	1				
								93	H	Ga. Southern	2	0				
								97	H	Samford	1	2				
												104	A	Troy	0	1
												105	A	Furman	0	1
												126	H	Mercer	1	0
												127	H	UT Martin	0	2
												171	A	La.-Lafayette	2	1
												182	A	Kennesaw St.	1	1
												194	H	UALR	1	1
												203	A	Murray St.	1	2
												217	A	Belmont	0	0
												226	A	Davidson	0	0
230	A	La.-Monroe	1	2												
264	H	North Florida	1	0												
299	H	Arkansas St.	5	2												
300	A	Tennessee Tech	0	1												
<hr/>																
LAST 10 GAMES																
87 A South Ala.				0	1	230 A La.-Monroe				1	2					
104 A Troy				0	1	171 A La.-Lafayette				2	1					
93 H Ga. Southern				2	0	127 H UT Martin				0	2					
299 H Arkansas St.				5	2	126 H Mercer				1	0					
194 H UALR				1	1	226 A Davidson				0	0					

Non-Div. I Games:

Georgia St.

Average RPI Win: 240		WON-LOST RECORD	WINNING PCT. RANK	LAST 10 GAMES	STRENGTH OF SCHEDULE	OPP. STRENGTH OF SCHEDULE	TEAM RPI	ADJ RPI	CONF. RPI	ADJ CONF. RPI							
Average RPI Loss: 148																	
DIV. I ONLY		5-7-3	.43333	207	3-6-1	149	165	196	.48161	198	13	13					
DIV. I NON-CONF.		3-5-2	.4	220	1-4-0	98	182	186	.49138	186	13	13					
<hr/>																	
TOTALS		RPI 1-25		RPI 26-50		W-L RECORDS		RPI 51-100		RPI 101-150		RPI 150+					
5-7-3		0-1-0		0-1-0		OVERALL		0-0-1		1-2-2		4-3-0					
2-0-3		0-0-0		0-0-0		HOME		0-0-1		0-0-2		2-0-0					
3-6-0		0-1-0		0-1-0		AWAY		0-0-0		1-2-0		2-2-0					
0-1-0		0-0-0		0-0-0		NEUTRAL		0-0-0		0-0-0		0-1-0					
3-5-2		0-1-0		0-1-0		NON-CONFERENCE		0-0-1		1-1-1		2-2-0					
1-0-2		0-0-0		0-0-0		HOME		0-0-1		0-0-1		1-0-0					
2-4-0		0-1-0		0-0-		AWAY		0-0-0		1-1-0		1-1-0					
0-1-0		0-0-0		0-0-0		NEUTRAL		0-0-0		0-0-0		0-1-0					
2-2-1		0-0-0		0-0-0		CONFERENCE		0-0-0		0-1-1		2-1-0					
1-0-1		0-0-0		0-0-0		HOME		0-0-0		0-0-1		1-0-0					
1-2-0		0-0-0		0-0-0		AWAY		0-0-0		0-1-0		1-1-0					
0-0-0		0-0-0		0-0-0		NEUTRAL		0-0-0		0-0-0		0-0-0					
RPI	S	Opponent		Score		RPI	S	Opponent		Score		RPI	S	Opponent		Score	
8	A	West Virginia		1	4	37	A	Georgetown		0	2	69	H	Buffalo		0	0
												106	H	Richmond		2	2
												130	H	Niagara		0	0
												140	A	UC Riverside		0	2
												144	A	Saint Joseph's		0	1
												149	A	Pittsburgh		1	0
												179	A	UC Santa Barbara		0	4
												226	H	Davidson		1	0
												240	A	St. Bonaventure		0	1
												244	A	George Mason		2	1
												288	H	Youngstown St.		3	0
												291	N	Robert Morris		2	3
												293	A	Saint Francis (PA)		2	0
LAST 10 GAMES																	
144 A Saint Joseph's						0	1	179 A UC Santa Barbara						0	4		
244 A George Mason						2	1	140 A UC Riverside						0	2		
240 A St. Bonaventure						0	1	37 A Georgetown						0	2		
226 H Davidson						1	0	293 A Saint Francis (PA)						2	0		
106 H Richmond						2	2	8 A West Virginia						1	4		

Non-Div. I Games:

Duquesne

Average RPI Win:		220	WON-LOST RECORD		WINNING PCT. RANK		LAST 10 GAMES		STRENGTH OF SCHEDULE		OPP. STRENGTH OF SCHEDULE		TEAM RPI		ADJ RPI		CONF. RPI		ADJ CONF. RPI		
DIV. I ONLY			8-6-2	.5625		122	5-3-2		265		211		200		.48136		199	26		25	
DIV. I NON-CONF.			3-5-1	.38889		231	0-2-1		293		115		264		.42585		264	30		30	
TOTALS		RPI 1-25		RPI 26-50		W-L RECORDS		RPI 51-100		RPI 101-150		RPI 150+									
8-6-2		0-0-0		0-0-0		OVERALL		1-0-1		0-0-0		7-6-1									
7-1-0		0-0-0		0-0-0		HOME		1-0-0		0-0-0		6-1-0									
1-4-2		0-0-0		0-0-0		AWAY		0-0-1		0-0-0		1-4-1									
0-1-0		0-0-0		0-0-0		NEUTRAL		0-0-0		0-0-0		0-1-0									
3-5-1		0-0-0		0-0-0		NON-CONFERENCE		1-0-1		0-0-0		2-5-0									
3-1-0		0-0-0		0-0-0		HOME		1-0-0		0-0-0		2-1-0									
0-3-1		0-0-0		0-0-		AWAY		0-0-1		0-0-0		0-3-0									
0-1-0		0-0-0		0-0-0		NEUTRAL		0-0-0		0-0-0		0-1-0									
5-1-1		0-0-0		0-0-0		CONFERENCE		0-0-0		0-0-0		5-1-1									
4-0-0		0-0-0		0-0-0		HOME		0-0-0		0-0-0		4-0-0									
1-1-1		0-0-0		0-0-0		AWAY		0-0-0		0-0-0		1-1-1									
0-0-0		0-0-0		0-0-0		NEUTRAL		0-0-0		0-0-0		0-0-0									
RPI	S	Opponent	Score	RPI	S	Opponent	Score	RPI	S	Opponent	Score	RPI	S	Opponent	Score						
93	A	Ga. Southern	2 2	151	A	UNCW	0 7														
96	H	Charlotte	2 1	155	H	High Point	1 0														
				158	A	Jacksonville	1 2														
				202	N	Elon	0 1														
				208	H	Campbell	2 0														
				214	H	Wofford	1 0														
				221	A	North Carolina St.	0 3														
				226	H	Davidson	0 2														
				235	H	Longwood	2 1														
				262	A	Gardner-Webb	4 1														
				275	A	Winthrop	1 1														
				282	A	UNC Asheville	0 1														
				283	H	Presbyterian	3 0														
				306	H	Citadel	2 0														
LAST 10 GAMES																					
282	A	UNC Asheville	0 1	262	A	Gardner-Webb	4 1														
208	H	Campbell	2 0	235	H	Longwood	2 1														
275	A	Winthrop	1 1	93	A	Ga. Southern	2 2														
283	H	Presbyterian	3 0	151	A	UNCW	0 7														
155	H	High Point	1 0	202	N	Elon	0 1														

**Non-Div. I Games:**

Coastal Caro.

L  
e  
h  
i  
g  
h

Lehigh



Average RPI Win: 215		WON-LOST RECORD	WINNING PCT. RANK	LAST 10 GAMES	STRENGTH OF SCHEDULE	OPP. STRENGTH OF SCHEDULE	TEAM RPI	ADJ RPI	CONF. RPI	ADJ CONF. RPI	
Average RPI Loss: 104											
DIV. I ONLY		5-6-3	.46429 198	3-4-3	214	124	201	.48057 201	9	9	
DIV. I NON-CONF.		5-4-1	.55 145	3-2-1	266	150	202	.47771 203	10	10	
TOTALS		RPI 1-25	RPI 26-50		W-L RECORDS		RPI 51-100		RPI 101-150		RPI 150+
5-6-3	0-0-0		0-2-0		OVERALL		1-2-0		0-0-2		4-2-1
3-2-1	0-0-0		0-1-0		HOME		0-0-0		0-0-1		3-1-0
2-4-2	0-0-0		0-1-0		AWAY		1-2-0		0-0-1		1-1-1
0-0-0	0-0-0		0-0-0		NEUTRAL		0-0-0		0-0-0		0-0-0
5-4-1	0-0-0		0-1-0		NON-CONFERENCE		1-1-0		0-0-0		4-2-1
3-1-0	0-0-0		0-0-0		HOME		0-0-0		0-0-0		3-1-0
2-3-1	0-0-0		0-0-		AWAY		1-1-0		0-0-0		1-1-1
0-0-0	0-0-0		0-0-0		NEUTRAL		0-0-0		0-0-0		0-0-0
0-2-2	0-0-0		0-1-0		CONFERENCE		0-1-0		0-0-2		0-0-0
0-1-1	0-0-0		0-1-0		HOME		0-0-0		0-0-1		0-0-0
0-1-1	0-0-0		0-0-0		AWAY		0-1-0		0-0-1		0-0-0
0-0-0	0-0-0		0-0-0		NEUTRAL		0-0-0		0-0-0		0-0-0
RPI S	Opponent	Score	RPI S	Opponent	Score	RPI S	Opponent	Score	RPI S	Opponent	Score
			36 A	UConn	0 2	74 A	Providence	0 1	121 A	Dartmouth	1 1
			46 H	Harvard	0 2	79 A	Princeton	0 5	128 H	Columbia	2 2
						95 A	St. John's (NY)	2 1	157 A	Fla. Atlantic	0 1
									186 H	Delaware	2 1
									191 H	Massachusetts	2 0
									233 H	Sacred Heart	1 2
									284 A	Marist	1 1
									289 A	Bryant	3 1
									312 H	Quinnipiac	2 0
LAST 10 GAMES											
			46 H	Harvard	0 2	289 A	Bryant	3 1			
			284 A	Marist	1 1	121 A	Dartmouth	1 1			
			79 A	Princeton	0 5	233 H	Sacred Heart	1 2			
			312 H	Quinnipiac	2 0	36 A	UConn	0 2			
			128 H	Columbia	2 2	191 H	Massachusetts	2 0			

Non-Div. I Games:

Brown

Average RPI Win: 228		WON-LOST RECORD		WINNING PCT. RANK		LAST 10 GAMES		STRENGTH OF SCHEDULE		OPP. STRENGTH OF SCHEDULE		TEAM RPI		ADJ RPI		CONF. RPI		ADJ CONF. RPI	
DIV. I ONLY		5-10-0		.33333 266		4-6-0		95		129		204		.48006 202		11		11	
DIV. I NON-CONF.		4-4-0		.5 153		3-0-0		94		153		124		.52309 126		9		9	
TOTALS		RPI 1-25		RPI 26-50		W-L RECORDS		RPI 51-100		RPI 101-150		RPI 150+							
5-10-0		0-2-0		0-0-0		OVERALL		0-4-0		0-0-0		5-4-0							
3-5-0		0-1-0		0-0-0		HOME		0-3-0		0-0-0		3-1-0							
0-5-0		0-1-0		0-0-0		AWAY		0-1-0		0-0-0		0-3-0							
2-0-0		0-0-0		0-0-0		NEUTRAL		0-0-0		0-0-0		2-0-0							
4-4-0		0-2-0		0-0-0		NON-CONFERENCE		0-0-0		0-0-0		4-2-0							
2-2-0		0-1-0		0-0-0		HOME		0-0-0		0-0-0		2-1-0							
0-2-0		0-1-0		0-0-		AWAY		0-0-0		0-0-0		0-1-0							
2-0-0		0-0-0		0-0-0		NEUTRAL		0-0-0		0-0-0		2-0-0							
1-6-0		0-0-0		0-0-0		CONFERENCE		0-4-0		0-0-0		1-2-0							
1-3-0		0-0-0		0-0-0		HOME		0-3-0		0-0-0		1-0-0							
0-3-0		0-0-0		0-0-0		AWAY		0-1-0		0-0-0		0-2-0							
0-0-0		0-0-0		0-0-0		NEUTRAL		0-0-0		0-0-0		0-0-0							
RPI S	Opponent		Score		RPI S	Opponent		Score		RPI S	Opponent		Score		RPI S	Opponent		Score	
8 A	West Virginia		0 2							61 H	Hofstra		1 4		151 A	UNCW		0 2	
22 H	Clemson		0 5							62 A	William & Mary		1 3		155 A	High Point		0 3	
										65 H	Northeastern		0 4		161 H	Appalachian St.		1 3	
										91 H	Drexel		0 1		186 H	Delaware		2 0	
															189 H	Jacksonville St.		2 0	
															199 N	Coastal Caro.		1 0	
															262 H	Gardner-Webb		2 0	
															266 A	Col. of Charleston		1 3	
															304 N	Francis Marion		3 1	
LAST 10 GAMES																			
						62 A William & Mary		1 3			65 H Northeastern		0 4						
						186 H Delaware		2 0			61 H Hofstra		1 4						
						91 H Drexel		0 1			262 H Gardner-Webb		2 0						
						151 A UNCW		0 2			304 N Francis Marion		3 1						
						266 A Col. of Charleston		1 3			199 N Coastal Caro.		1 0						

Non-Div. I Games:

Elon

Average RPI Win:	251	WON-LOST	WINNING	LAST 10	STRENGTH OF	OPP. STRENGTH	TEAM	ADJ	CONF.	ADJ CONF.	
Average RPI Loss:	161	RECORD	PCT. RANK	GAMES	SCHEDULE	OF SCHEDULE	RPI	RPI	RPI	RPI	
DIV. I ONLY	9-7-0	.5625	122	8-2-0	258	247	199	.47879	203	23	23
DIV. I NON-CONF.	4-5-0	.44444	195	3-0-0	225	233	225	.45929	230	23	23
<hr/>											
TOTALS	RPI 1-25	RPI 26-50		W-L RECORDS	RPI 51-100		RPI 101-150		RPI 150+		
9-7-0	0-0-0	0-1-0		OVERALL	0-0-0		0-2-0		9-4-0		
7-1-0	0-0-0	0-0-0		HOME	0-0-0		0-0-0		7-1-0		
2-6-0	0-0-0	0-1-0		AWAY	0-0-0		0-2-0		2-3-0		
0-0-0	0-0-0	0-0-0		NEUTRAL	0-0-0		0-0-0		0-0-0		
<hr/>											
4-5-0	0-0-0	0-1-0		NON-CONFERENCE	0-0-0		0-2-0		4-2-0		
3-1-0	0-0-0	0-0-0		HOME	0-0-0		0-0-0		3-1-0		
1-4-0	0-0-0	0-0-		AWAY	0-0-0		0-2-0		1-1-0		
0-0-0	0-0-0	0-0-0		NEUTRAL	0-0-0		0-0-0		0-0-0		
<hr/>											
5-2-0	0-0-0	0-0-0		CONFERENCE	0-0-0		0-0-0		5-2-0		
4-0-0	0-0-0	0-0-0		HOME	0-0-0		0-0-0		4-0-0		
1-2-0	0-0-0	0-0-0		AWAY	0-0-0		0-0-0		1-2-0		
0-0-0	0-0-0	0-0-0		NEUTRAL	0-0-0		0-0-0		0-0-0		
<hr/>											
RPI S	Opponent	Score	RPI S	Opponent	Score	RPI S	Opponent	Score	RPI S	Opponent	Score
			41 A	FGCU	0 4				119 A	Dayton	1 5
									131 A	Middle Tenn.	0 1
									156 A	FIU	0 1
									177 H	Morehead St.	5 0
									188 A	Southeast Mo. St.	1 2
									189 H	Jacksonville St.	3 0
									192 A	SIUE	1 2
									197 H	Georgia St.	2 1
									220 A	Saint Louis	1 0
									279 H	Northern Ky.	4 1
									292 H	Eastern Ky.	2 0
									298 H	IUPUI	3 1
									299 H	Arkansas St.	2 3
									300 H	Tennessee Tech	3 0
									310 A	Eastern Ill.	1 0
<hr/>											
LAST 10 GAMES											
			310 A	Eastern Ill.	1 0		189 H	Jacksonville St.	3 0		
			292 H	Eastern Ky.	2 0		300 H	Tennessee Tech	3 0		
			177 H	Morehead St.	5 0		279 H	Northern Ky.	4 1		
			188 A	Southeast Mo. St.	1 2		298 H	IUPUI	3 1		
			192 A	SIUE	1 2		220 A	Saint Louis	1 0		

Non-Div. I Games:

Murray St.

Average RPI Win:	258	WON-LOST RECORD	WINNING PCT. RANK	LAST 10 GAMES	STRENGTH OF SCHEDULE	OPP. STRENGTH OF SCHEDULE	TEAM RPI	ADJ RPI	CONF. RPI	ADJ CONF. RPI		
DIV. I ONLY		1-8-5	.25	293	0-6-4	46	137	205	.47866	204	6	6
DIV. I NON-CONF.		1-2-4	.42857	211	0-0-3	71	253	161	.50438	161	6	6
<hr/>												
TOTALS	RPI 1-25	RPI 26-50		W-L RECORDS		RPI 51-100		RPI 101-150		RPI 150+		
1-8-5	0-1-0	0-2-1		OVERALL		0-2-0		0-2-1		1-1-3		
0-2-4	0-0-0	0-0-1		HOME		0-1-0		0-0-1		0-1-2		
1-6-1	0-1-0	0-2-0		AWAY		0-1-0		0-2-0		1-0-1		
0-0-0	0-0-0	0-0-0		NEUTRAL		0-0-0		0-0-0		0-0-0		
<hr/>												
1-2-4	0-0-0	0-1-0		NON-CONFERENCE		0-0-0		0-1-1		1-0-3		
0-0-3	0-0-0	0-0-0		HOME		0-0-0		0-0-1		0-0-2		
1-2-1	0-0-0	0-0-		AWAY		0-0-0		0-1-0		1-0-1		
0-0-0	0-0-0	0-0-0		NEUTRAL		0-0-0		0-0-0		0-0-0		
<hr/>												
0-6-1	0-1-0	0-1-1		CONFERENCE		0-2-0		0-1-0		0-1-0		
0-2-1	0-0-0	0-0-1		HOME		0-1-0		0-0-0		0-1-0		
0-4-0	0-1-0	0-1-0		AWAY		0-1-0		0-1-0		0-0-0		
0-0-0	0-0-0	0-0-0		NEUTRAL		0-0-0		0-0-0		0-0-0		
<hr/>												
RPI	S	Opponent	Score	RPI	S	Opponent	Score	RPI	S	Opponent	Score	
24	A	UCF	0 4	28	A	Georgia	0 4	82	A	East Carolina	0 1	
				36	H	UConn	0 0	85	H	Temple	0 1	
				43	A	South Fla.	1 3					
										101	A Cincinnati	0 1
										123	H Utah St.	1 1
										126	A Mercer	2 3
										171	A La.-Lafayette	1 1
										175	H SMU	2 3
										237	H Houston Baptist	1 1
										252	H A&M-Corpus Christi	0 0
										258	A McNeese St.	2 0
<hr/>												
LAST 10 GAMES												
101	A	Cincinnati	0 1	43	A	South Fla.	1 3					
82	A	East Carolina	0 1	175	H	SMU	2 3					
85	H	Temple	0 1	171	A	La.-Lafayette	1 1					
36	H	UConn	0 0	123	H	Utah St.	1 1					
24	A	UCF	0 4	237	H	Houston Baptist	1 1					

Non-Div. I Games:

Houston

Average RPI Win: 222		WON-LOST	WINNING	LAST 10	STRENGTH OF		OPP. STRENGTH	TEAM	ADJ	CONF.	ADJ CONF.
Average RPI Loss: 207		RECORD	PCT. RANK	GAMES	SCHEDULE		OF SCHEDULE	RPI	RPI	RPI	RPI
DIV. I ONLY		8-7-2	.52941	156	3-3-1		236	231	203	.47698	205
DIV. I NON-CONF.		5-4-1	.55	145	0-0-0		224	214	188	.48695	192
TOTALS		RPI 1-25	RPI 26-50		W-L RECORDS		RPI 51-100		RPI 101-150		RPI 150+
8-7-2		0-0-0	0-1-0		OVERALL		1-0-0		0-1-2		7-5-0
5-4-2		0-0-0	0-0-0		HOME		1-0-0		0-1-2		4-3-0
3-3-0		0-0-0	0-1-0		AWAY		0-0-0		0-0-0		3-2-0
0-0-0		0-0-0	0-0-0		NEUTRAL		0-0-0		0-0-0		0-0-0
5-4-1		0-0-0	0-1-0		NON-CONFERENCE		1-0-0		0-0-1		4-3-0
4-2-1		0-0-0	0-0-0		HOME		1-0-0		0-0-1		3-2-0
1-2-0		0-0-0	0-0-		AWAY		0-0-0		0-0-0		1-1-0
0-0-0		0-0-0	0-0-0		NEUTRAL		0-0-0		0-0-0		0-0-0
3-3-1		0-0-0	0-0-0		CONFERENCE		0-0-0		0-1-1		3-2-0
1-2-1		0-0-0	0-0-0		HOME		0-0-0		0-1-1		1-1-0
2-1-0		0-0-0	0-0-0		AWAY		0-0-0		0-0-0		2-1-0
0-0-0		0-0-0	0-0-0		NEUTRAL		0-0-0		0-0-0		0-0-0
RPI S	Opponent	Score	RPI S	Opponent	Score	RPI S	Opponent	Score	RPI S	Opponent	Score
			50 A	Colorado	0 1	86 H	Colorado Col.	3 2	118 H	Wyoming	0 0
									137 H	Portland St.	1 1
									146 H	Northern Ariz.	0 1
									169 H	Iowa St.	0 3
									188 H	Southeast Mo. St.	1 0
									210 H	Southern Utah	1 0
									223 A	Air Force	2 1
									225 A	Idaho St.	2 1
									253 A	Idaho	2 3
									261 H	North Dakota St.	1 2
									263 A	Weber St.	3 1
									274 A	Colorado St.	0 1
									289 H	Bryant	3 2
									294 H	Omaha	4 1
									297 H	Sacramento St.	0 1
LAST 10 GAMES											
			137 H	Portland St.	1 1	263 A	Weber St.	3 1			
			297 H	Sacramento St.	0 1	253 A	Idaho	2 3			
			146 H	Northern Ariz.	0 1	289 H	Bryant	3 2			
			210 H	Southern Utah	1 0	118 H	Wyoming	0 0			
			225 A	Idaho St.	2 1	294 H	Omaha	4 1			

Non-Div. I Games:

Northern Colo.

Average RPI Win: 240		WON-LOST	WINNING	LAST 10	STRENGTH OF		OPP. STRENGTH	TEAM	ADJ	CONF.	ADJ CONF.
Average RPI Loss: 115		RECORD	PCT. RANK	GAMES	SCHEDULE		OF SCHEDULE	RPI	RPI	RPI	RPI
DIV. I ONLY		6-5-2	.53846	140	5-3-2		278	131	206	.47579	206
DIV. I NON-CONF.		2-3-0	.4	220	1-1-0		294	70	259	.43022	259
TOTALS		RPI 1-25	RPI 26-50		W-L RECORDS		RPI 51-100		RPI 101-150		RPI 150+
6-5-2		0-1-0	0-0-0		OVERALL		0-2-0		0-1-0		6-1-2
3-3-1		0-1-0	0-0-0		HOME		0-1-0		0-1-0		3-0-1
3-0-1		0-0-0	0-0-0		AWAY		0-0-0		0-0-0		3-0-1
0-2-0		0-0-0	0-0-0		NEUTRAL		0-1-0		0-0-0		0-1-0
2-3-0		0-1-0	0-0-0		NON-CONFERENCE		0-1-0		0-0-0		2-1-0
2-1-0		0-1-0	0-0-0		HOME		0-0-0		0-0-0		2-0-0
0-0-0		0-0-0	0-0-		AWAY		0-0-0		0-0-0		0-0-0
0-2-0		0-0-0	0-0-0		NEUTRAL		0-1-0		0-0-0		0-1-0
4-2-2		0-0-0	0-0-0		CONFERENCE		0-1-0		0-1-0		4-0-2
1-2-1		0-0-0	0-0-0		HOME		0-1-0		0-1-0		1-0-1
3-0-1		0-0-0	0-0-0		AWAY		0-0-0		0-0-0		3-0-1
0-0-0		0-0-0	0-0-0		NEUTRAL		0-0-0		0-0-0		0-0-0
RPI S	Opponent	Score		RPI S	Opponent	Score		RPI S	Opponent	Score	
7 H	Florida	0	4					86 H	Colorado Col.	0	2
								94 N	Marquette	1	2
								123 H	Utah St.	0	2
								159 A	UNLV	1	0
								183 H	Boise St.	1	0
								223 H	Air Force	1	1
								250 A	San Jose St.	1	1
								255 A	Nevada	1	0
								263 N	Weber St.	1	2
								270 H	Loyola Chicago	4	2
								272 A	Fresno St.	2	1
								302 H	New Mexico St.	4	1
				LAST 10 GAMES							
				123 H	Utah St.	0	2	223 H	Air Force	1	1
				183 H	Boise St.	1	0	250 A	San Jose St.	1	1
				255 A	Nevada	1	0	272 A	Fresno St.	2	1
				159 A	UNLV	1	0	302 H	New Mexico St.	4	1
				86 H	Colorado Col.	0	2	7 H	Florida	0	4

Non-Div. I Games:

New Mexico

Average RPI Win: 239		WON-LOST	WINNING	LAST 10	STRENGTH OF		OPP. STRENGTH	TEAM	ADJ		CONF.	ADJ CONF.
Average RPI Loss: 111		RECORD	PCT. RANK	GAMES	SCHEDULE		OF SCHEDULE	RPI	RPI		RPI	RPI
DIV. I ONLY		3-8-5	.34375	260	2-4-4		120	140	207		8	8
DIV. I NON-CONF.		3-4-2	.44444	195	2-0-1		106	187	168		8	8
TOTALS		RPI 1-25	RPI 26-50		W-L RECORDS		RPI 51-100		RPI 101-150		RPI 150+	
3-8-5	0-1-0	0-1-0		OVERALL		0-2-1		1-2-1		2-2-3		
1-3-2	0-0-0	0-1-0		HOME		0-0-0		0-2-1		1-0-1		
2-5-3	0-1-0	0-0-0		AWAY		0-2-1		1-0-0		1-2-2		
0-0-0	0-0-0	0-0-0		NEUTRAL		0-0-0		0-0-0		0-0-0		
3-4-2	0-1-0	0-0-0		NON-CONFERENCE		0-0-1		1-2-1		2-1-0		
1-2-1	0-0-0	0-0-0		HOME		0-0-0		0-2-1		1-0-0		
2-2-1	0-1-0	0-0-		AWAY		0-0-1		1-0-0		1-1-0		
0-0-0	0-0-0	0-0-0		NEUTRAL		0-0-0		0-0-0		0-0-0		
0-4-3	0-0-0	0-1-0		CONFERENCE		0-2-0		0-0-0		0-1-3		
0-1-1	0-0-0	0-1-0		HOME		0-0-0		0-0-0		0-0-1		
0-3-2	0-0-0	0-0-0		AWAY		0-2-0		0-0-0		0-1-2		
0-0-0	0-0-0	0-0-0		NEUTRAL		0-0-0		0-0-0		0-0-0		
RPI S	Opponent	Score		RPI S	Opponent	Score		RPI S	Opponent	Score		
17 A	Rutgers	0 1		26 H	DePaul	0 1		74 A	Providence	0 2		
								79 A	Princeton	0 0		
								94 A	Marquette	0 3		
								125 H	Monmouth	0 1		
								128 H	Columbia	0 0		
								129 A	Army	1 0		
								145 H	Rider	0 1		
								162 A	Villanova	0 0		
								170 A	Butler	0 3		
								172 A	Creighton	1 1		
								234 A	Stony Brook	1 2		
								271 H	Xavier	0 0		
								284 A	Marist	2 0		
								303 H	LIU Brooklyn	3 1		
				LAST 10 GAMES								
				162 A	Villanova	0 0		170 A	Butler	0 3		
				94 A	Marquette	0 3		74 A	Providence	0 2		
				271 H	Xavier	0 0		303 H	LIU Brooklyn	3 1		
				172 A	Creighton	1 1		128 H	Columbia	0 0		
				26 H	DePaul	0 1		129 A	Army	1 0		

Non-Div. I Games:

Seton Hall

Average RPI Win:	264	WON-LOST	WINNING	LAST 10	STRENGTH OF	OPP. STRENGTH	TEAM	ADJ	CONF.	ADJ CONF.					
Average RPI Loss:	179	RECORD	PCT. RANK	GAMES	SCHEDULE	OF SCHEDULE	RPI	RPI	RPI	RPI					
DIV. I ONLY	6-6-3	.5	162	5-3-2	211	299	208	.47379	208	26	25				
DIV. I NON-CONF.	2-4-1	.35714	242	1-1-0	204	235	244	.44618	244	30	30				
<hr/>															
TOTALS	RPI 1-25	RPI 26-50		W-L RECORDS		RPI 51-100		RPI 101-150		RPI 150+					
6-6-3	0-0-0	0-0-0		OVERALL		0-1-1		1-1-1		5-4-1					
3-2-1	0-0-0	0-0-0		HOME		0-0-1		1-0-0		2-2-0					
3-4-2	0-0-0	0-0-0		AWAY		0-1-0		0-1-1		3-2-1					
0-0-0	0-0-0	0-0-0		NEUTRAL		0-0-0		0-0-0		0-0-0					
<hr/>															
2-4-1	0-0-0	0-0-0		NON-CONFERENCE		0-1-0		1-1-1		1-2-0					
1-2-0	0-0-0	0-0-0		HOME		0-0-0		1-0-0		0-2-0					
1-2-1	0-0-0	0-0-		AWAY		0-1-0		0-1-1		1-0-0					
0-0-0	0-0-0	0-0-0		NEUTRAL		0-0-0		0-0-0		0-0-0					
<hr/>															
4-2-2	0-0-0	0-0-0		CONFERENCE		0-0-1		0-0-0		4-2-1					
2-0-1	0-0-0	0-0-0		HOME		0-0-1		0-0-0		2-0-0					
2-2-1	0-0-0	0-0-0		AWAY		0-0-0		0-0-0		2-2-1					
0-0-0	0-0-0	0-0-0		NEUTRAL		0-0-0		0-0-0		0-0-0					
<hr/>															
RPI	S	Opponent	Score	RPI	S	Opponent	Score	RPI	S	Opponent	Score				
				82 A East Carolina				0	1	106 H Richmond		3	2		
				89 H Liberty				0	0	133 A Old Dominion				1	1
										141 A East Tenn. St.				2	3
										151 H UNCW				0	1
										199 A Coastal Caro.				0	2
										218 H Western Caro.				0	3
										251 A Radford				2	2
										262 A Gardner-Webb				4	0
										275 H Winthrop				3	2
										282 A UNC Asheville				0	1
										283 H Presbyterian				2	1
										323 A Charleston So.				2	1
										332 A South Carolina St.				3	0
				<hr/>											
								LAST 10 GAMES							
				275 H Winthrop				3	2	251 A Radford				2	2
				199 A Coastal Caro.				0	2	89 H Liberty				0	0
				283 H Presbyterian				2	1	282 A UNC Asheville				0	1
				323 A Charleston So.				2	1	82 A East Carolina				0	1
				262 A Gardner-Webb				4	0	332 A South Carolina St.				3	0

Non-Div. I Games:

Campbell



Average RPI Win: 263		WON-LOST RECORD		WINNING PCT. RANK		LAST 10 GAMES		STRENGTH OF SCHEDULE		OPP. STRENGTH OF SCHEDULE		TEAM RPI		ADJ RPI		CONF. RPI		ADJ CONF. RPI					
DIV. I ONLY		6-8-1		.43333		207		2-7-1		193		166		210		.47309		209		13		13	
DIV. I NON-CONF.		6-4-0		.6		114		2-3-0		255		240		191		.4883		190		13		13	
TOTALS		RPI 1-25		RPI 26-50		W-L RECORDS		RPI 51-100		RPI 101-150		RPI 150+											
6-8-1		0-1-0		0-0-0		OVERALL		0-2-1		0-3-0		6-2-0											
4-2-1		0-0-0		0-0-0		HOME		0-1-1		0-1-0		4-0-0											
2-6-0		0-1-0		0-0-0		AWAY		0-1-0		0-2-0		2-2-0											
0-0-0		0-0-0		0-0-0		NEUTRAL		0-0-0		0-0-0		0-0-0											
6-4-0		0-0-0		0-0-0		NON-CONFERENCE		0-1-0		0-2-0		6-1-0											
4-1-0		0-0-0		0-0-0		HOME		0-0-0		0-1-0		4-0-0											
2-3-0		0-0-0		0-0-		AWAY		0-1-0		0-1-0		2-1-0											
0-0-0		0-0-0		0-0-0		NEUTRAL		0-0-0		0-0-0		0-0-0											
0-4-1		0-1-0		0-0-0		CONFERENCE		0-1-1		0-1-0		0-1-0											
0-1-1		0-0-0		0-0-0		HOME		0-1-1		0-0-0		0-0-0											
0-3-0		0-1-0		0-0-0		AWAY		0-0-0		0-1-0		0-1-0											
0-0-0		0-0-0		0-0-0		NEUTRAL		0-0-0		0-0-0		0-0-0											
RPI	S	Opponent		Score		RPI	S	Opponent		Score		RPI	S	Opponent		Score							
21	A	La Salle		0 1								73	H	George Washington		1 1							
												74	A	Providence		1 3							
												80	H	VCU		0 1							
												102	A	Eastern Mich.		0 2							
												119	A	Dayton		0 2							
												128	H	Columbia		1 2							
												176	H	Manhattan		2 1							
												220	A	Saint Louis		0 2							
												227	H	Maine		2 0							
												234	A	Stony Brook		2 3							
												278	H	Vermont		1 0							
												286	A	Iona		1 0							
												303	A	LIU Brooklyn		2 1							
												306	H	Citadel		2 0							
						LAST 10 GAMES																	
						119	A	Dayton		0 2		128	H	Columbia		1 2							
						220	A	Saint Louis		0 2		234	A	Stony Brook		2 3							
						21	A	La Salle		0 1		74	A	Providence		1 3							
						73	H	George Washington		1 1		306	H	Citadel		2 0							
						80	H	VCU		0 1		286	A	Iona		1 0							

Non-Div. I Games:

Fordham

Average RPI Win:	252	WON-LOST	WINNING	LAST 10	STRENGTH OF	OPP. STRENGTH	TEAM	ADJ	CONF.	ADJ CONF.				
Average RPI Loss:	169	RECORD	PCT. RANK	GAMES	SCHEDULE	OF SCHEDULE	RPI	RPI	RPI	RPI				
DIV. I ONLY	6-5-2	.53846	140	5-3-2	262	241	208	.47249	210	22	22			
DIV. I NON-CONF.	3-3-0	.5	153	2-1-0	248	157	213	.47052	213	22	22			
<hr/>														
TOTALS	RPI 1-25	RPI 26-50		W-L RECORDS		RPI 51-100		RPI 101-150		RPI 150+				
6-5-2	0-0-0	0-0-0		OVERALL		0-1-0		1-1-1		5-3-1				
3-1-2	0-0-0	0-0-0		HOME		0-0-0		1-0-1		2-1-1				
1-4-0	0-0-0	0-0-0		AWAY		0-1-0		0-1-0		1-2-0				
2-0-0	0-0-0	0-0-0		NEUTRAL		0-0-0		0-0-0		2-0-0				
<hr/>														
3-3-0	0-0-0	0-0-0		NON-CONFERENCE		0-1-0		0-1-0		3-1-0				
1-0-0	0-0-0	0-0-0		HOME		0-0-0		0-0-0		1-0-0				
0-3-0	0-0-0	0-0-		AWAY		0-1-0		0-1-0		0-1-0				
2-0-0	0-0-0	0-0-0		NEUTRAL		0-0-0		0-0-0		2-0-0				
<hr/>														
3-2-2	0-0-0	0-0-0		CONFERENCE		0-0-0		1-0-1		2-2-1				
2-1-2	0-0-0	0-0-0		HOME		0-0-0		1-0-1		1-1-1				
1-1-0	0-0-0	0-0-0		AWAY		0-0-0		0-0-0		1-1-0				
0-0-0	0-0-0	0-0-0		NEUTRAL		0-0-0		0-0-0		0-0-0				
<hr/>														
RPI S	Opponent	Score	RPI S	Opponent	Score	RPI S	Opponent	Score	RPI S	Opponent	Score			
						99 A	UTEP	2 4						
						112 H	Montana	2 2						
						115 A	Utah Valley	0 2						
						137 H	Portland St.	2 0						
						179 A	UC Santa Barbara	0 2						
						205 A	Northern Colo.	0 1						
						211 N	Grand Canyon	2 1						
						245 H	Eastern Wash.	1 2						
						253 H	Idaho	2 2						
						256 N	Wright St.	1 0						
						287 H	Bakersfield	5 0						
						297 H	Sacramento St.	2 1						
						325 A	North Dakota	3 1						
						LAST 10 GAMES								
						112 H	Montana	2 2				137 H	Portland St.	2 0
245 H	Eastern Wash.	1 2	297 H	Sacramento St.	2 1									
325 A	North Dakota	3 1	256 N	Wright St.	1 0									
205 A	Northern Colo.	0 1	211 N	Grand Canyon	2 1									
253 H	Idaho	2 2	115 A	Utah Valley	0 2									

Non-Div. I Games: Dixie St.

4 4

Southern Utah

Average RPI Win: 209		WON-LOST	WINNING	LAST 10	STRENGTH OF		OPP. STRENGTH	TEAM	ADJ		CONF.	ADJ CONF.	
Average RPI Loss: 161		RECORD	PCT. RANK	GAMES	SCHEDULE		OF SCHEDULE	RPI	RPI		RPI	RPI	
DIV. I ONLY		4-9-1	.32143	273	4-6-0		63	314	211	.47217	211	28	28
DIV. I NON-CONF.		1-6-1	.1875	296	1-3-0		108	284	261	.42847	261	26	26
TOTALS		RPI 1-25	RPI 26-50		W-L RECORDS		RPI 51-100		RPI 101-150		RPI 150+		
4-9-1	0-0-0	0-0-0		OVERALL		0-0-0		2-5-0		2-4-1			
1-4-1	0-0-0	0-0-0		HOME		0-0-0		0-2-0		1-2-1			
3-3-0	0-0-0	0-0-0		AWAY		0-0-0		2-2-0		1-1-0			
0-2-0	0-0-0	0-0-0		NEUTRAL		0-0-0		0-1-0		0-1-0			
1-6-1	0-0-0	0-0-0		NON-CONFERENCE		0-0-0		0-2-0		1-4-1			
1-2-1	0-0-0	0-0-0		HOME		0-0-0		0-0-0		1-2-1			
0-2-0	0-0-0	0-0-		AWAY		0-0-0		0-1-0		0-1-0			
0-2-0	0-0-0	0-0-0		NEUTRAL		0-0-0		0-1-0		0-1-0			
3-3-0	0-0-0	0-0-0		CONFERENCE		0-0-0		2-3-0		1-0-0			
0-2-0	0-0-0	0-0-0		HOME		0-0-0		0-2-0		0-0-0			
3-1-0	0-0-0	0-0-0		AWAY		0-0-0		2-1-0		1-0-0			
0-0-0	0-0-0	0-0-0		NEUTRAL		0-0-0		0-0-0		0-0-0			
RPI S	Opponent	Score	RPI S	Opponent	Score	RPI S	Opponent	Score	RPI S	Opponent	Score		
									115 A	Utah Valley	2 0		
									115 H	Utah Valley	0 2		
									138 A	Seattle	1 0		
									138 H	Seattle	1 2		
									140 N	UC Riverside	0 3		
									146 A	Northern Ariz.	0 2		
									147 A	UMKC	0 2		
									152 H	Lipscomb	0 1		
									159 A	UNLV	2 3		
									174 H	Valparaiso	1 1		
									210 N	Southern Utah	1 2		
									241 H	South Dakota	1 3		
									253 H	Idaho	2 1		
									330 A	Chicago St.	3 2		
LAST 10 GAMES													
						330 A	Chicago St.	3 2	138 H	Seattle	1 2		
						147 A	UMKC	0 2	152 H	Lipscomb	0 1		
						115 A	Utah Valley	2 0	253 H	Idaho	2 1		
						138 A	Seattle	1 0	146 A	Northern Ariz.	0 2		
						115 H	Utah Valley	0 2	210 N	Southern Utah	1 2		

Non-Div. I Games:

Grand Canyon

Average RPI Win:	251	WON-LOST	WINNING	LAST 10	STRENGTH OF	OPP. STRENGTH	TEAM	ADJ	CONF.	ADJ CONF.	
Average RPI Loss:	144	RECORD	PCT. RANK	GAMES	SCHEDULE	OF SCHEDULE	RPI	RPI	RPI	RPI	
DIV. I ONLY	5-8-2	.4	228	4-4-2	142	233	212	.4718	212	19	19
DIV. I NON-CONF.	3-6-0	.33333	251	2-2-0	130	215	224	.4628	223	19	19
<hr/>											
TOTALS	RPI 1-25	RPI 26-50		W-L RECORDS	RPI 51-100		RPI 101-150		RPI 150+		
5-8-2	0-0-0	0-1-0		OVERALL	0-1-0		1-2-1		4-4-1		
2-4-1	0-0-0	0-1-0		HOME	0-0-0		0-2-1		2-1-0		
2-3-1	0-0-0	0-0-0		AWAY	0-1-0		1-0-0		1-2-1		
1-1-0	0-0-0	0-0-0		NEUTRAL	0-0-0		0-0-0		1-1-0		
3-6-0	0-0-0	0-1-0		NON-CONFERENCE	0-1-0		1-1-0		2-3-0		
1-3-0	0-0-0	0-1-0		HOME	0-0-0		0-1-0		1-1-0		
1-2-0	0-0-0	0-0-		AWAY	0-1-0		1-0-0		0-1-0		
1-1-0	0-0-0	0-0-0		NEUTRAL	0-0-0		0-0-0		1-1-0		
2-2-2	0-0-0	0-0-0		CONFERENCE	0-0-0		0-1-1		2-1-1		
1-1-1	0-0-0	0-0-0		HOME	0-0-0		0-1-1		1-0-0		
1-1-1	0-0-0	0-0-0		AWAY	0-0-0		0-0-0		1-1-1		
0-0-0	0-0-0	0-0-0		NEUTRAL	0-0-0		0-0-0		0-0-0		
RPI S	Opponent	Score	RPI S	Opponent	Score	RPI S	Opponent	Score	RPI S	Opponent	Score
			46 H	Harvard	0 1	65 A	Northeastern	0 1	111 H	Holy Cross	0 3
									117 H	Hartford	0 1
									135 H	UMBC	0 0
									143 A	Yale	1 0
									154 N	Central Conn. St.	0 1
									191 A	Massachusetts	1 2
									227 A	Maine	0 0
									228 A	Albany (NY)	2 4
									239 H	Siena	1 2
									259 A	Binghamton	1 0
									278 H	Vermont	1 0
									288 N	Youngstown St.	1 0
									289 H	Bryant	1 0
<hr/>											
LAST 10 GAMES											
	259 A	Binghamton	1	0	278 H	Vermont	1	0			
	117 H	Hartford	0	1	143 A	Yale	1	0			
	135 H	UMBC	0	0	46 H	Harvard	0	1			
	227 A	Maine	0	0	239 H	Siena	1	2			
	228 A	Albany (NY)	2	4	289 H	Bryant	1	0			

Non-Div. I Games:

New Hampshire

Average RPI Win: 199		WON-LOST RECORD		WINNING PCT. RANK		LAST 10 GAMES		STRENGTH OF SCHEDULE		OPP. STRENGTH OF SCHEDULE		TEAM RPI		ADJ RPI		CONF. RPI		ADJ CONF. RPI	
DIV. I ONLY		5-9-2		.375 246		4-4-2		177		101		218		.47068 213		27		27	
DIV. I NON-CONF.		4-6-0		.4 220		3-1-0		70		10		125		.52457 123		28		28	
TOTALS		RPI 1-25		RPI 26-50		W-L RECORDS		RPI 51-100		RPI 101-150		RPI 150+							
5-9-2		0-1-0		0-3-0		OVERALL		2-2-0		0-0-0		3-3-2							
2-3-2		0-0-0		0-2-0		HOME		1-0-0		0-0-0		1-1-2							
2-4-0		0-1-0		0-1-0		AWAY		1-0-0		0-0-0		1-2-0							
1-2-0		0-0-0		0-0-0		NEUTRAL		0-2-0		0-0-0		1-0-0							
4-6-0		0-1-0		0-3-0		NON-CONFERENCE		2-2-0		0-0-0		2-0-0							
1-2-0		0-0-0		0-2-0		HOME		1-0-0		0-0-0		0-0-0							
2-2-0		0-1-0		0-0-		AWAY		1-0-0		0-0-0		1-0-0							
1-2-0		0-0-0		0-0-0		NEUTRAL		0-2-0		0-0-0		1-0-0							
1-3-2		0-0-0		0-0-0		CONFERENCE		0-0-0		0-0-0		1-3-2							
1-1-2		0-0-0		0-0-0		HOME		0-0-0		0-0-0		1-1-2							
0-2-0		0-0-0		0-0-0		AWAY		0-0-0		0-0-0		0-2-0							
0-0-0		0-0-0		0-0-0		NEUTRAL		0-0-0		0-0-0		0-0-0							
RPI S	Opponent	Score		RPI S	Opponent	Score		RPI S	Opponent	Score		RPI S	Opponent	Score					
10 A	South Carolina	0	2	26 H	DePaul	2	3	56 N	Oregon	0	2	216 H	Cleveland St.	1	1				
				31 H	Boston College	0	2	60 H	Illinois St.	2	1	249 A	Green Bay	0	2				
				33 A	Auburn	0	2	64 N	Tennessee	0	5	256 H	Wright St.	0	1				
								94 A	Marquette	5	4	266 N	Col. of Charleston	4	2				
												267 H	Oakland	0	0				
												270 A	Loyola Chicago	2	1				
												288 A	Youngstown St.	2	3				
												307 H	Ill.-Chicago	4	1				
LAST 10 GAMES																			
				267 H	Oakland	0	0	288 A	Youngstown St.	2	3								
				256 H	Wright St.	0	1	307 H	Ill.-Chicago	4	1								
				249 A	Green Bay	0	2	270 A	Loyola Chicago	2	1								
				216 H	Cleveland St.	1	1	33 A	Auburn	0	2								
				60 H	Illinois St.	2	1	94 A	Marquette	5	4								

Non-Div. I Games:

Milwaukee

Average RPI Win:		292	WON-LOST		WINNING		LAST 10		STRENGTH OF		OPP. STRENGTH		TEAM		ADJ		CONF.		ADJ CONF.					
Average RPI Loss:		123	RECORD		PCT. RANK		GAMES		SCHEDULE		OF SCHEDULE		RPI		RPI		RPI		RPI					
DIV. I ONLY			5-9-0		.35714		254		2-8-0		101		284		215		.47028		214		20		20	
DIV. I NON-CONF.			3-4-0		.42857		211		0-3-0		62		276		157		.50505		156		21		21	
TOTALS		RPI 1-25		RPI 26-50		W-L RECORDS		RPI 51-100		RPI 101-150		RPI 150+												
5-9-0		0-1-0		0-1-0		OVERALL		0-1-0		0-3-0		5-3-0												
4-3-0		0-0-0		0-0-0		HOME		0-1-0		0-2-0		4-0-0												
1-6-0		0-1-0		0-1-0		AWAY		0-0-0		0-1-0		1-3-0												
0-0-0		0-0-0		0-0-0		NEUTRAL		0-0-0		0-0-0		0-0-0												
3-4-0		0-1-0		0-1-0		NON-CONFERENCE		0-0-0		0-0-0		3-2-0												
2-0-0		0-0-0		0-0-0		HOME		0-0-0		0-0-0		2-0-0												
1-4-0		0-1-0		0-0-		AWAY		0-0-0		0-0-0		1-2-0												
0-0-0		0-0-0		0-0-0		NEUTRAL		0-0-0		0-0-0		0-0-0												
2-5-0		0-0-0		0-0-0		CONFERENCE		0-1-0		0-3-0		2-1-0												
2-3-0		0-0-0		0-0-0		HOME		0-1-0		0-2-0		2-0-0												
0-2-0		0-0-0		0-0-0		AWAY		0-0-0		0-1-0		0-1-0												
0-0-0		0-0-0		0-0-0		NEUTRAL		0-0-0		0-0-0		0-0-0												
RPI	S	Opponent		Score		RPI	S	Opponent		Score		RPI	S	Opponent		Score								
22	A	Clemson		0 1		41	A	FGCU		0 3		97	H	Samford		0 2								
												105	H	Furman		2 4								
												126	H	Mercer		0 2								
												141	A	East Tenn. St.		0 3								
												157	A	Fla. Atlantic		0 1								
												199	A	Coastal Caro.		0 1								
												218	A	Western Caro.		0 3								
												262	H	Gardner-Webb		3 2								
												282	A	UNC Asheville		3 2								
												283	H	Presbyterian		3 0								
												306	H	Citadel		3 0								
												327	H	Chattanooga		10 0								
												LAST 10 GAMES												
												97	H	Samford		0 2		141	A	East Tenn. St.		0 3		
												327	H	Chattanooga		10 0		218	A	Western Caro.		0 3		
												105	H	Furman		2 4		157	A	Fla. Atlantic		0 1		
												306	H	Citadel		3 0		41	A	FGCU		0 3		
												126	H	Mercer		0 2								
												22	A	Clemson		0 1								

Non-Div. I Games:

Wofford

Average RPI Win:	282	WON-LOST RECORD	WINNING PCT. RANK	LAST 10 GAMES	STRENGTH OF SCHEDULE	OPP. STRENGTH OF SCHEDULE	TEAM RPI	ADJ RPI	CONF. RPI	ADJ CONF. RPI	
DIV. I ONLY		6-8-0	.42857 213	5-5-0	197	173	216	.47007 215	24	24	
DIV. I NON-CONF.		1-6-0	.14286 309	0-3-0	69	134	247	.44396 246	24	24	
<hr/>											
TOTALS	RPI 1-25	RPI 26-50		W-L RECORDS	RPI 51-100		RPI 101-150		RPI 150+		
6-8-0	0-1-0	0-1-0		OVERALL	0-2-0		0-1-0		6-3-0		
4-5-0	0-0-0	0-1-0		HOME	0-0-0		0-1-0		4-3-0		
2-2-0	0-1-0	0-0-0		AWAY	0-1-0		0-0-0		2-0-0		
0-1-0	0-0-0	0-0-0		NEUTRAL	0-1-0		0-0-0		0-0-0		
<hr/>											
1-6-0	0-1-0	0-1-0		NON-CONFERENCE	0-1-0		0-1-0		1-2-0		
1-4-0	0-0-0	0-1-0		HOME	0-0-0		0-1-0		1-2-0		
0-1-0	0-1-0	0-0-		AWAY	0-0-0		0-0-0		0-0-0		
0-1-0	0-0-0	0-0-0		NEUTRAL	0-1-0		0-0-0		0-0-0		
<hr/>											
5-2-0	0-0-0	0-0-0		CONFERENCE	0-1-0		0-0-0		5-1-0		
3-1-0	0-0-0	0-0-0		HOME	0-0-0		0-0-0		3-1-0		
2-1-0	0-0-0	0-0-0		AWAY	0-1-0		0-0-0		2-0-0		
0-0-0	0-0-0	0-0-0		NEUTRAL	0-0-0		0-0-0		0-0-0		
<hr/>											
RPI S	Opponent	Score	RPI S	Opponent	Score	RPI S	Opponent	Score	RPI S	Opponent	Score
12 A	Texas Tech	1 3	49 H	TCU	1 3	60 N	Illinois St.	0 4	123 H	Utah St.	0 3
						72 A	Stephen F. Austin	1 2	171 H	La.-Lafayette	0 1
									180 H	UTSA	1 2
									196 H	Abilene Christian	2 3
									248 A	Lamar	2 0
									258 H	McNeese St.	4 2
									265 A	Central Ark.	1 0
									285 H	Northwestern St.	4 1
									317 H	Prairie View	2 1
									319 H	Incarnate Word	4 1
<hr/>											
			LAST 10 GAMES								
						265 A	Central Ark.	1 0	319 H	Incarnate Word	4 1
						248 A	Lamar	2 0	196 H	Abilene Christian	2 3
						72 A	Stephen F. Austin	1 2	49 H	TCU	1 3
						285 H	Northwestern St.	4 1	123 H	Utah St.	0 3
						258 H	McNeese St.	4 2	12 A	Texas Tech	1 3

Non-Div. I Games:

Sam Houston St.

Average RPI Win: 282		WON-LOST	WINNING	LAST 10	STRENGTH OF		OPP. STRENGTH	TEAM	ADJ		CONF.	ADJ CONF.	
Average RPI Loss: 169		RECORD	PCT. RANK	GAMES	SCHEDULE		OF SCHEDULE	RPI	RPI		RPI	RPI	
DIV. I ONLY		8-6-2	.5625	122	5-3-2		272	301	217	.46986	216	27	27
DIV. I NON-CONF.		5-4-1	.55	145	2-1-1		277	287	231	.45909	231	28	28
TOTALS		RPI 1-25	RPI 26-50		W-L RECORDS		RPI 51-100		RPI 101-150		RPI 150+		
8-6-2		0-0-0	0-0-0		OVERALL		0-0-0		0-3-1		8-3-1		
5-3-0		0-0-0	0-0-0		HOME		0-0-0		0-2-0		5-1-0		
3-3-2		0-0-0	0-0-0		AWAY		0-0-0		0-1-1		3-2-1		
0-0-0		0-0-0	0-0-0		NEUTRAL		0-0-0		0-0-0		0-0-0		
5-4-1		0-0-0	0-0-0		NON-CONFERENCE		0-0-0		0-3-1		5-1-0		
2-2-0		0-0-0	0-0-0		HOME		0-0-0		0-2-0		2-0-0		
3-2-1		0-0-0	0-0-		AWAY		0-0-0		0-1-1		3-1-0		
0-0-0		0-0-0	0-0-0		NEUTRAL		0-0-0		0-0-0		0-0-0		
3-2-1		0-0-0	0-0-0		CONFERENCE		0-0-0		0-0-0		3-2-1		
3-1-0		0-0-0	0-0-0		HOME		0-0-0		0-0-0		3-1-0		
0-1-1		0-0-0	0-0-0		AWAY		0-0-0		0-0-0		0-1-1		
0-0-0		0-0-0	0-0-0		NEUTRAL		0-0-0		0-0-0		0-0-0		
RPI S	Opponent	Score	RPI S	Opponent	Score	RPI S	Opponent	Score	RPI S	Opponent	Score		
									130 A	Niagara	0	0	
									134 A	Loyola Marymount	0	2	
									136 H	Western Mich.	0	1	
									148 H	Kent St.	0	1	
									174 H	Valparaiso	0	1	
									179 A	UC Santa Barbara	0	3	
									213 A	Milwaukee	1	1	
									242 A	Detroit	1	2	
									246 H	Akron	3	1	
									249 H	Green Bay	2	0	
									254 A	Bowling Green	2	1	
									256 H	Wright St.	1	0	
									292 H	Eastern Ky.	4	0	
									307 H	Ill.-Chicago	1	0	
									320 A	Canisius	4	0	
									330 A	Chicago St.	6	0	
LAST 10 GAMES													
						307 H	Ill.-Chicago	1	0	242 A	Detroit	1	2
						249 H	Green Bay	2	0	292 H	Eastern Ky.	4	0
						256 H	Wright St.	1	0	130 A	Niagara	0	0
						213 A	Milwaukee	1	1	320 A	Canisius	4	0
						174 H	Valparaiso	0	1	148 H	Kent St.	0	1

Non-Div. I Games:

Cleveland St.



Average RPI Win: 239		WON-LOST RECORD		WINNING PCT. RANK		LAST 10 GAMES		STRENGTH OF SCHEDULE		OPP. STRENGTH OF SCHEDULE		TEAM RPI		ADJ RPI		CONF. RPI		ADJ CONF. RPI	
DIV. I ONLY		5-6-4		.46667 191		3-5-2		209		261		214		.46983 217		23		23	
DIV. I NON-CONF.		3-3-2		.5 153		1-2-0		107		257		150		.50884 152		23		23	
TOTALS		RPI 1-25		RPI 26-50		W-L RECORDS		RPI 51-100		RPI 101-150		RPI 150+							
5-6-4		0-0-0		0-0-0		OVERALL		0-1-0		1-1-0		4-4-4							
1-3-4		0-0-0		0-0-0		HOME		0-0-0		1-1-0		0-2-4							
4-3-0		0-0-0		0-0-0		AWAY		0-1-0		0-0-0		4-2-0							
0-0-0		0-0-0		0-0-0		NEUTRAL		0-0-0		0-0-0		0-0-0							
3-3-2		0-0-0		0-0-0		NON-CONFERENCE		0-1-0		1-1-0		2-1-2							
1-1-2		0-0-0		0-0-0		HOME		0-0-0		1-1-0		0-0-2							
2-2-0		0-0-0		0-0-		AWAY		0-1-0		0-0-0		2-1-0							
0-0-0		0-0-0		0-0-0		NEUTRAL		0-0-0		0-0-0		0-0-0							
2-3-2		0-0-0		0-0-0		CONFERENCE		0-0-0		0-0-0		2-3-2							
0-2-2		0-0-0		0-0-0		HOME		0-0-0		0-0-0		0-2-2							
2-1-0		0-0-0		0-0-0		AWAY		0-0-0		0-0-0		2-1-0							
0-0-0		0-0-0		0-0-0		NEUTRAL		0-0-0		0-0-0		0-0-0							
RPI S	Opponent	Score		RPI S	Opponent	Score		RPI S	Opponent	Score		RPI S	Opponent	Score					
								97 A	Samford	0	2	131 H	Middle Tenn.	1	0				
												139 H	Evansville	0	2				
												161 A	Appalachian St.	1	4				
												174 A	Valparaiso	2	1				
												177 H	Morehead St.	2	2				
												188 H	Southeast Mo. St.	0	1				
												189 A	Jacksonville St.	2	4				
												192 H	SIUE	0	1				
												197 H	Georgia St.	0	0				
												281 H	Indiana St.	1	1				
												282 A	UNC Asheville	2	1				
												292 H	Eastern Ky.	0	0				
												300 A	Tennessee Tech	2	0				
												310 A	Eastern Ill.	3	1				
LAST 10 GAMES																			
								189 A	Jacksonville St.	2	4	292 H	Eastern Ky.	0	0				
								300 A	Tennessee Tech	2	0	177 H	Morehead St.	2	2				
								188 H	Southeast Mo. St.	0	1	139 H	Evansville	0	2				
								192 H	SIUE	0	1	282 A	UNC Asheville	2	1				
								310 A	Eastern Ill.	3	1	161 A	Appalachian St.	1	4				

Non-Div. I Games:

Belmont

Average RPI Win: 258		WON-LOST	WINNING	LAST 10	STRENGTH OF		OPP. STRENGTH	TEAM	ADJ		CONF.	ADJ CONF.				
Average RPI Loss: 145		RECORD	PCT. RANK	GAMES	SCHEDULE		OF SCHEDULE	RPI	RPI	RPI	RPI					
DIV. I ONLY		7-6-4	.52941	156	6-3-1		267	216	213	.46896	218	20	20			
DIV. I NON-CONF.		3-3-3	.5	153	2-0-0		243	197	215	.46677	216	21	21			
TOTALS		RPI 1-25	RPI 26-50		W-L RECORDS		RPI 51-100		RPI 101-150		RPI 150+					
7-6-4		0-0-0	0-0-0		OVERALL		0-2-0		1-2-1		6-2-3					
3-3-1		0-0-0	0-0-0		HOME		0-1-0		1-1-1		2-1-0					
4-3-3		0-0-0	0-0-0		AWAY		0-1-0		0-1-0		4-1-3					
0-0-0		0-0-0	0-0-0		NEUTRAL		0-0-0		0-0-0		0-0-0					
3-3-3		0-0-0	0-0-0		NON-CONFERENCE		0-1-0		1-0-0		2-2-3					
1-2-0		0-0-0	0-0-0		HOME		0-1-0		1-0-0		0-1-0					
2-1-3		0-0-0	0-0-		AWAY		0-0-0		0-0-0		2-1-3					
0-0-0		0-0-0	0-0-0		NEUTRAL		0-0-0		0-0-0		0-0-0					
4-3-1		0-0-0	0-0-0		CONFERENCE		0-1-0		0-2-1		4-0-0					
2-1-1		0-0-0	0-0-0		HOME		0-0-0		0-1-1		2-0-0					
2-2-0		0-0-0	0-0-0		AWAY		0-1-0		0-1-0		2-0-0					
0-0-0		0-0-0	0-0-0		NEUTRAL		0-0-0		0-0-0		0-0-0					
RPI	S	Opponent	Score	RPI	S	Opponent	Score	RPI	S	Opponent	Score	RPI	S	Opponent	Score	
								82	H	East Carolina	0	1				
								97	A	Samford	1	4				
												105	H	Furman	1	1
												120	H	UNC Greensboro	0	1
												126	A	Mercer	0	1
												131	H	Middle Tenn.	1	0
												152	A	Lipscomb	0	1
												155	A	High Point	1	1
												208	A	Campbell	3	0
												214	H	Wofford	3	0
												221	A	North Carolina St.	1	1
												235	A	Longwood	1	1
												292	H	Eastern Ky.	0	1
												300	A	Tennessee Tech	3	0
												306	A	Citadel	3	1
												318	H	VMI	3	0
												327	A	Chattanooga	4	0
				LAST 10 GAMES												
				318	H	VMI	3	0	327	A	Chattanooga	4	0			
				120	H	UNC Greensboro	0	1	105	H	Furman	1	1			
				126	A	Mercer	0	1	214	H	Wofford	3	0			
				306	A	Citadel	3	1	131	H	Middle Tenn.	1	0			
				97	A	Samford	1	4	208	A	Campbell	3	0			

Non-Div. I Games:

Western Caro.

Average RPI Win: 244		WON-LOST	WINNING	LAST 10	STRENGTH OF	OPP. STRENGTH	TEAM	ADJ	CONF.	ADJ CONF.	
Average RPI Loss: 71		RECORD	PCT. RANK	GAMES	SCHEDULE	OF SCHEDULE	RPI	RPI	RPI	RPI	
DIV. I ONLY		3-12-0	.2 305	1-9-0	57	78	219	.46831 219	3	3	
DIV. I NON-CONF.		3-4-0	.42857 211	1-1-0	77	275	170	.49982 170	1	2	
<hr/>											
TOTALS	RPI 1-25	RPI 26-50		W-L RECORDS		RPI 51-100		RPI 101-150		RPI 150+	
3-12-0	0-2-0	0-2-0		OVERALL		0-4-0		0-3-0		3-1-0	
2-8-0	0-1-0	0-1-0		HOME		0-3-0		0-2-0		2-1-0	
1-4-0	0-1-0	0-1-0		AWAY		0-1-0		0-1-0		1-0-0	
0-0-0	0-0-0	0-0-0		NEUTRAL		0-0-0		0-0-0		0-0-0	
3-4-0	0-0-0	0-0-0		NON-CONFERENCE		0-1-0		0-2-0		3-1-0	
2-3-0	0-0-0	0-0-0		HOME		0-1-0		0-1-0		2-1-0	
1-1-0	0-0-0	0-0-		AWAY		0-0-0		0-1-0		1-0-0	
0-0-0	0-0-0	0-0-0		NEUTRAL		0-0-0		0-0-0		0-0-0	
0-8-0	0-2-0	0-2-0		CONFERENCE		0-3-0		0-1-0		0-0-0	
0-5-0	0-1-0	0-1-0		HOME		0-2-0		0-1-0		0-0-0	
0-3-0	0-1-0	0-1-0		AWAY		0-1-0		0-0-0		0-0-0	
0-0-0	0-0-0	0-0-0		NEUTRAL		0-0-0		0-0-0		0-0-0	
RPI S	Opponent	Score	RPI S	Opponent	Score	RPI S	Opponent	Score	RPI S	Opponent	Score
5 H	Texas A&M	0 3	28 H	Georgia	1 3	59 H	Ole Miss	0 1	101 H	Cincinnati	0 1
7 A	Florida	1 5	30 A	Kentucky	0 3	64 A	Tennessee	0 4	105 A	Furman	1 2
						77 H	Vanderbilt	0 1	114 H	LSU	0 2
						87 H	South Ala.	0 2	169 H	Iowa St.	1 5
									185 H	Louisiana Tech	2 1
									247 H	Southern Miss.	2 1
									299 A	Arkansas St.	5 0
<hr/>											
LAST 10 GAMES											
5 H	Texas A&M	0 3	64 A	Tennessee	0 4						
77 H	Vanderbilt	0 1	30 A	Kentucky	0 3						
7 A	Florida	1 5	59 H	Ole Miss	0 1						
28 H	Georgia	1 3	185 H	Louisiana Tech	2 1						
114 H	LSU	0 2	87 H	South Ala.	0 2						

Non-Div. I Games:

Mississippi St.

Average RPI Win:	233	WON-LOST RECORD	WINNING PCT. RANK	LAST 10 GAMES	STRENGTH OF SCHEDULE	OPP. STRENGTH OF SCHEDULE	TEAM RPI	ADJ RPI	CONF. RPI	ADJ CONF. RPI		
DIV. I ONLY		7-8-0	.46667	191	4-6-0	243	161	220	.46828	220	13	13
DIV. I NON-CONF.		5-5-0	.5	153	2-3-0	249	217	218	.46635	217	13	13
<hr/>												
TOTALS	RPI 1-25	RPI 26-50		W-L RECORDS		RPI 51-100		RPI 101-150		RPI 150+		
7-8-0	0-1-0	0-0-0		OVERALL		0-1-0		2-3-0		5-3-0		
3-3-0	0-1-0	0-0-0		HOME		0-1-0		0-0-0		3-1-0		
4-5-0	0-0-0	0-0-0		AWAY		0-0-0		2-3-0		2-2-0		
0-0-0	0-0-0	0-0-0		NEUTRAL		0-0-0		0-0-0		0-0-0		
5-5-0	0-0-0	0-0-0		NON-CONFERENCE		0-1-0		1-2-0		4-2-0		
2-2-0	0-0-0	0-0-0		HOME		0-1-0		0-0-0		2-1-0		
3-3-0	0-0-0	0-0-		AWAY		0-0-0		1-2-0		2-1-0		
0-0-0	0-0-0	0-0-0		NEUTRAL		0-0-0		0-0-0		0-0-0		
2-3-0	0-1-0	0-0-0		CONFERENCE		0-0-0		1-1-0		1-1-0		
1-1-0	0-1-0	0-0-0		HOME		0-0-0		0-0-0		1-0-0		
1-2-0	0-0-0	0-0-0		AWAY		0-0-0		1-1-0		0-1-0		
0-0-0	0-0-0	0-0-0		NEUTRAL		0-0-0		0-0-0		0-0-0		
RPI	S	Opponent	Score	RPI	S	Opponent	Score	RPI	S	Opponent	Score	
21	H	La Salle	1 2					84	H	Northwestern	0 1	
								119	A	Dayton	2 3	
								127	A	UT Martin	2 3	
								136	A	Western Mich.	0 2	
								139	A	Evansville	4 1	
								144	A	Saint Joseph's	3 2	
								169	A	Iowa St.	1 2	
								203	H	Murray St.	0 1	
								209	H	Fordham	2 0	
								232	A	Drake	2 1	
								244	A	George Mason	1 2	
								294	H	Omaha	4 2	
								307	A	Ill.-Chicago	4 2	
								309	H	Western Ill.	3 1	
<hr/>												
LAST 10 GAMES												
		21 H La Salle	1 2			294 H Omaha	4 2					
		209 H Fordham	2 0			136 A Western Mich.	0 2					
		144 A Saint Joseph's	3 2			307 A Ill.-Chicago	4 2					
		244 A George Mason	1 2			203 H Murray St.	0 1					
		119 A Dayton	2 3			84 H Northwestern	0 1					

Non-Div. I Games:

Saint Louis

Average RPI Win: 175		WON-LOST	WINNING	LAST 10	STRENGTH OF		OPP. STRENGTH	TEAM	ADJ		CONF.	ADJ CONF.
Average RPI Loss: 64		RECORD	PCT. RANK	GAMES	SCHEDULE		OF SCHEDULE	RPI	RPI		RPI	RPI
DIV. I ONLY		2-11-2	.2	305	0-8-2		68	51	222		4	4
DIV. I NON-CONF.		2-4-2	.375	234	0-1-2		61	122	156		4	3
TOTALS		RPI 1-25	RPI 26-50		W-L RECORDS		RPI 51-100		RPI 101-150		RPI 150+	
2-11-2		0-2-0	0-2-0		OVERALL		0-5-0		0-2-1		2-0-1	
2-4-1		0-1-0	0-0-0		HOME		0-1-0		0-2-0		2-0-1	
0-7-1		0-1-0	0-2-0		AWAY		0-4-0		0-0-1		0-0-0	
0-0-0		0-0-0	0-0-0		NEUTRAL		0-0-0		0-0-0		0-0-0	
2-4-2		0-0-0	0-1-0		NON-CONFERENCE		0-2-0		0-1-1		2-0-1	
2-1-1		0-0-0	0-0-0		HOME		0-0-0		0-1-0		2-0-1	
0-3-1		0-0-0	0-0-		AWAY		0-2-0		0-0-1		0-0-0	
0-0-0		0-0-0	0-0-0		NEUTRAL		0-0-0		0-0-0		0-0-0	
0-7-0		0-2-0	0-1-0		CONFERENCE		0-3-0		0-1-0		0-0-0	
0-3-0		0-1-0	0-0-0		HOME		0-1-0		0-1-0		0-0-0	
0-4-0		0-1-0	0-1-0		AWAY		0-2-0		0-0-0		0-0-0	
0-0-0		0-0-0	0-0-0		NEUTRAL		0-0-0		0-0-0		0-0-0	
RPI S	Opponent	Score	RPI S	Opponent	Score	RPI S	Opponent	Score	RPI S	Opponent	Score	
3	H North Carolina	1 <b>2</b>	31	A Boston College	0 <b>1</b>	54	A Maryland	1 <b>2</b>	120	A UNC Greensboro	2 <b>2</b>	
9	A Virginia	0 <b>6</b>	37	A Georgetown	0 <b>6</b>	62	A William & Mary	1 <b>2</b>	122	H Portland	1 <b>2</b>	
						63	H Duke	0 <b>1</b>	149	H Pittsburgh	0 <b>3</b>	
						70	A Wake Forest	0 <b>1</b>	151	H UNCW	2 1	
						100	A Louisville	0 <b>1</b>	199	H Coastal Caro.	3 0	
									218	H Western Caro.	1 <b>1</b>	
LAST 10 GAMES												
	31 A Boston College	0 <b>1</b>		63 H Duke	0 <b>1</b>							
	9 A Virginia	0 <b>6</b>		70 A Wake Forest	0 <b>1</b>							
	100 A Louisville	0 <b>1</b>		120 A UNC Greensboro	2 <b>2</b>							
	149 H Pittsburgh	0 <b>3</b>		218 H Western Caro.	1 <b>1</b>							
	3 H North Carolina	1 <b>2</b>		62 A William & Mary	1 <b>2</b>							

Non-Div. I Games:

North Carolina St.

Average RPI Win: 268		WON-LOST	WINNING	LAST 10	STRENGTH OF		OPP. STRENGTH	TEAM	ADJ		CONF.	ADJ CONF.
Average RPI Loss: 104		RECORD	PCT. RANK	GAMES	SCHEDULE		OF SCHEDULE	RPI	RPI		RPI	RPI
DIV. I ONLY		4-11-1	.28125	285	3-7-0		79	186	223		16	15
DIV. I NON-CONF.		2-5-1	.3125	267	1-1-0		92	171	211		15	15
TOTALS		RPI 1-25	RPI 26-50		W-L RECORDS		RPI 51-100		RPI 101-150		RPI 150+	
4-11-1		0-0-0	0-2-0		OVERALL		0-4-0		0-3-0		4-2-1	
3-3-0		0-0-0	0-0-0		HOME		0-1-0		0-1-0		3-1-0	
1-8-1		0-0-0	0-2-0		AWAY		0-3-0		0-2-0		1-1-1	
0-0-0		0-0-0	0-0-0		NEUTRAL		0-0-0		0-0-0		0-0-0	
2-5-1		0-0-0	0-2-0		NON-CONFERENCE		0-2-0		0-0-0		2-1-1	
2-0-0		0-0-0	0-0-0		HOME		0-0-0		0-0-0		2-0-0	
0-5-1		0-0-0	0-0-		AWAY		0-2-0		0-0-0		0-1-1	
0-0-0		0-0-0	0-0-0		NEUTRAL		0-0-0		0-0-0		0-0-0	
2-6-0		0-0-0	0-0-0		CONFERENCE		0-2-0		0-3-0		2-1-0	
1-3-0		0-0-0	0-0-0		HOME		0-1-0		0-1-0		1-1-0	
1-3-0		0-0-0	0-0-0		AWAY		0-1-0		0-2-0		1-0-0	
0-0-0		0-0-0	0-0-0		NEUTRAL		0-0-0		0-0-0		0-0-0	
RPI S	Opponent	Score	RPI S	Opponent	Score	RPI S	Opponent	Score	RPI S	Opponent	Score	
			26 A	DePaul	1 2	58 A	Miami (OH)	0 2	102 A	Eastern Mich.	0 2	
			32 A	Michigan	0 3	60 A	Illinois St.	1 5	113 A	Ball St.	0 2	
						69 H	Buffalo	0 1	136 H	Western Mich.	0 1	
						86 A	Colorado Col.	1 3	223 A	Air Force	2 3	
									242 A	Detroit	0 0	
									243 H	Northern Ill.	1 2	
									246 H	Akron	3 0	
									254 A	Bowling Green	1 0	
									267 H	Oakland	2 1	
									305 H	IPFW	2 0	
LAST 10 GAMES												
			246 H	Akron	3 0	113 A	Ball St.	0 2				
			69 H	Buffalo	0 1	136 H	Western Mich.	0 1				
			102 A	Eastern Mich.	0 2	243 H	Northern Ill.	1 2				
			254 A	Bowling Green	1 0	305 H	IPFW	2 0				
			58 A	Miami (OH)	0 2	86 A	Colorado Col.	1 3				

Non-Div. I Games:

Central Mich.

Average RPI Win:	220	WON-LOST RECORD	WINNING PCT. RANK	LAST 10 GAMES	STRENGTH OF SCHEDULE	OPP. STRENGTH OF SCHEDULE	TEAM RPI	ADJ RPI	CONF. RPI	ADJ CONF. RPI			
DIV. I ONLY		6-8-1	.43333	207	4-5-1	202	197	221	.46625	223	17	17	
DIV. I NON-CONF.		3-4-0	.42857	211	1-1-0	237	222	236	.45135	236	16	16	
<hr/>													
TOTALS	RPI 1-25	RPI 26-50		W-L RECORDS		RPI 51-100		RPI 101-150		RPI 150+			
6-8-1	0-0-0	0-1-0		OVERALL		0-1-0		1-2-0		5-4-1			
6-4-0	0-0-0	0-0-0		HOME		0-0-0		1-1-0		5-3-0			
0-4-1	0-0-0	0-1-0		AWAY		0-1-0		0-1-0		0-1-1			
0-0-0	0-0-0	0-0-0		NEUTRAL		0-0-0		0-0-0		0-0-0			
<hr/>													
3-4-0	0-0-0	0-0-0		NON-CONFERENCE		0-1-0		0-1-0		3-2-0			
3-3-0	0-0-0	0-0-0		HOME		0-0-0		0-1-0		3-2-0			
0-1-0	0-0-0	0-0-		AWAY		0-1-0		0-0-0		0-0-0			
0-0-0	0-0-0	0-0-0		NEUTRAL		0-0-0		0-0-0		0-0-0			
<hr/>													
3-4-1	0-0-0	0-1-0		CONFERENCE		0-0-0		1-1-0		2-2-1			
3-1-0	0-0-0	0-0-0		HOME		0-0-0		1-0-0		2-1-0			
0-3-1	0-0-0	0-1-0		AWAY		0-0-0		0-1-0		0-1-1			
0-0-0	0-0-0	0-0-0		NEUTRAL		0-0-0		0-0-0		0-0-0			
<hr/>													
RPI	S	Opponent	Score	RPI	S	Opponent	Score	RPI	S	Opponent	Score		
				47	A	San Diego St.	2 3	75	A	Rice	2 3		
										112	H	Montana	0 1
										118	A	Wyoming	2 5
										123	H	Utah St.	1 0
										159	H	UNLV	0 2
										183	H	Boise St.	2 0
										205	H	Northern Colo.	1 2
										206	A	New Mexico	1 1
										222	H	Central Mich.	3 2
										255	H	Nevada	1 0
										261	H	North Dakota St.	1 2
										267	H	Oakland	5 1
										269	H	UC Davis	1 0
										274	A	Colorado St.	0 1
<hr/>													
LAST 10 GAMES													
				159	H	UNLV	0 2	206	A	New Mexico	1 1		
				255	H	Nevada	1 0	123	H	Utah St.	1 0		
				118	A	Wyoming	2 5	183	H	Boise St.	2 0		
				274	A	Colorado St.	0 1	75	A	Rice	2 3		
				47	A	San Diego St.	2 3	267	H	Oakland	5 1		

Non-Div. I Games:

Air Force

Average RPI Win:	237	WON-LOST RECORD	WINNING PCT. RANK	LAST 10 GAMES	STRENGTH OF SCHEDULE	OPP. STRENGTH OF SCHEDULE	TEAM RPI	ADJ RPI	CONF. RPI	ADJ CONF. RPI		
DIV. I ONLY		2-7-3	.29167	281	2-5-3	117	120	228	.46623	224	30	30
DIV. I NON-CONF.		1-5-3	.27778	273	1-3-3	58	56	189	.49002	187	29	29
<hr/>												
TOTALS	RPI 1-25	RPI 26-50		W-L RECORDS		RPI 51-100		RPI 101-150		RPI 150+		
2-7-3	0-1-0	0-2-0		OVERALL		0-1-1		0-1-1		2-2-1		
1-2-1	0-0-0	0-1-0		HOME		0-0-0		0-1-1		1-0-0		
1-5-1	0-1-0	0-1-0		AWAY		0-1-1		0-0-0		1-2-0		
0-0-1	0-0-0	0-0-0		NEUTRAL		0-0-0		0-0-0		0-0-1		
1-5-3	0-1-0	0-2-0		NON-CONFERENCE		0-1-1		0-1-1		1-0-1		
0-2-1	0-0-0	0-1-0		HOME		0-0-0		0-1-1		0-0-0		
1-3-1	0-1-0	0-0-		AWAY		0-1-1		0-0-0		1-0-0		
0-0-1	0-0-0	0-0-0		NEUTRAL		0-0-0		0-0-0		0-0-1		
1-2-0	0-0-0	0-0-0		CONFERENCE		0-0-0		0-0-0		1-2-0		
1-0-0	0-0-0	0-0-0		HOME		0-0-0		0-0-0		1-0-0		
0-2-0	0-0-0	0-0-0		AWAY		0-0-0		0-0-0		0-2-0		
0-0-0	0-0-0	0-0-0		NEUTRAL		0-0-0		0-0-0		0-0-0		
RPI	S	Opponent	Score	RPI	S	Opponent	Score	RPI	S	Opponent	Score	
12	A	Texas Tech	0 5	39	H	Utah	0 2	76	A	Tulsa	0 3	
				45	A	Oklahoma	0 1					

**Non-Div. I Games:**

Oral Roberts



Average RPI Win:	227	WON-LOST RECORD	WINNING PCT. RANK	LAST 10 GAMES	STRENGTH OF SCHEDULE	OPP. STRENGTH OF SCHEDULE	TEAM RPI	ADJ RPI	CONF. RPI	ADJ CONF. RPI	
DIV. I ONLY		5-7-1	.42308 215	4-5-1	192	225	227	.466 225	22	22	
DIV. I NON-CONF.		2-4-0	.33333 251	1-2-0	111	131	207	.47716 206	22	22	
<hr/>											
TOTALS	RPI 1-25		RPI 26-50	W-L RECORDS		RPI 51-100		RPI 101-150		RPI 150+	
5-7-1	0-0-0		0-1-0	OVERALL		0-0-0		2-3-0		3-3-1	
3-2-0	0-0-0		0-0-0	HOME		0-0-0		2-1-0		1-1-0	
2-5-1	0-0-0		0-1-0	AWAY		0-0-0		0-2-0		2-2-1	
0-0-0	0-0-0		0-0-0	NEUTRAL		0-0-0		0-0-0		0-0-0	
2-4-0	0-0-0		0-1-0	NON-CONFERENCE		0-0-0		2-1-0		0-2-0	
2-0-0	0-0-0		0-0-0	HOME		0-0-0		2-0-0		0-0-0	
0-4-0	0-0-0		0-0-	AWAY		0-0-0		0-1-0		0-2-0	
0-0-0	0-0-0		0-0-0	NEUTRAL		0-0-0		0-0-0		0-0-0	
3-3-1	0-0-0		0-0-0	CONFERENCE		0-0-0		0-2-0		3-1-1	
1-2-0	0-0-0		0-0-0	HOME		0-0-0		0-1-0		1-1-0	
2-1-1	0-0-0		0-0-0	AWAY		0-0-0		0-1-0		2-0-1	
0-0-0	0-0-0		0-0-0	NEUTRAL		0-0-0		0-0-0		0-0-0	
RPI	S	Opponent	Score	RPI	S	Opponent	Score	RPI	S	Opponent	Score
				47	A	San Diego St.	0 3				
								112	A	Montana	1 3
								118	H	Wyoming	3 2
								123	A	Utah St.	2 4
								137	H	Portland St.	0 1
								150	H	Hawaii	5 4
								183	A	Boise St.	1 4
								195	A	Cal St. Fullerton	1 4
								205	H	Northern Colo.	1 2
								245	A	Eastern Wash.	2 1
								253	A	Idaho	2 2
								297	A	Sacramento St.	3 2
								325	H	North Dakota	1 0
				LAST 10 GAMES							
				253	A	Idaho	2 2	112	A	Montana	1 3
				297	A	Sacramento St.	3 2	245	A	Eastern Wash.	2 1
				137	H	Portland St.	0 1	47	A	San Diego St.	0 3
				205	H	Northern Colo.	1 2	195	A	Cal St. Fullerton	1 4
				325	H	North Dakota	1 0	150	H	Hawaii	5 4

Non-Div. I Games:	Minot St.	4	2
-------------------	-----------	---	---

Idaho St.

Average RPI Win: 211		WON-LOST RECORD		WINNING PCT. RANK		LAST 10 GAMES		STRENGTH OF SCHEDULE		OPP. STRENGTH OF SCHEDULE		TEAM RPI		ADJ RPI		CONF. RPI		ADJ CONF. RPI	
DIV. I ONLY		4-11-1		.28125 285		1-8-1		87		148		224		.4658 226		13		13	
DIV. I NON-CONF.		3-7-1		.31818 263		0-4-1		88		164		205		.47601 209		13		13	
TOTALS		RPI 1-25		RPI 26-50		W-L RECORDS		RPI 51-100		RPI 101-150		RPI 150+							
4-11-1		0-1-0		0-0-0		OVERALL		0-6-0		1-1-0		3-3-1							
2-4-1		0-1-0		0-0-0		HOME		0-1-0		1-1-0		1-1-1							
2-7-0		0-0-0		0-0-0		AWAY		0-5-0		0-0-0		2-2-0							
0-0-0		0-0-0		0-0-0		NEUTRAL		0-0-0		0-0-0		0-0-0							
3-7-1		0-1-0		0-0-0		NON-CONFERENCE		0-4-0		1-0-0		2-2-1							
2-3-1		0-1-0		0-0-0		HOME		0-1-0		1-0-0		1-1-1							
1-4-0		0-0-0		0-0-		AWAY		0-3-0		0-0-0		1-1-0							
0-0-0		0-0-0		0-0-0		NEUTRAL		0-0-0		0-0-0		0-0-0							
1-4-0		0-0-0		0-0-0		CONFERENCE		0-2-0		0-1-0		1-1-0							
0-1-0		0-0-0		0-0-0		HOME		0-0-0		0-1-0		0-0-0							
1-3-0		0-0-0		0-0-0		AWAY		0-2-0		0-0-0		1-1-0							
0-0-0		0-0-0		0-0-0		NEUTRAL		0-0-0		0-0-0		0-0-0							
RPI	S	Opponent		Score		RPI	S	Opponent		Score		RPI	S	Opponent		Score			
18	H	Virginia Tech		0 4								62	H	William & Mary		0 2			
												73	A	George Washington		0 1			
												80	A	VCU		0 1			
												82	A	East Carolina		0 2			
												89	A	Liberty		0 1			
												96	A	Charlotte		0 2			
												106	H	Richmond		0 1			
												129	H	Army		3 1			
												193	H	UAB		0 1			
												197	H	Georgia St.		0 0			
												198	A	Duquesne		0 1			
												199	A	Coastal Caro.		2 0			
												240	A	St. Bonaventure		2 0			
												264	A	North Florida		1 2			
												275	H	Winthrop		2 0			
LAST 10 GAMES																			
						80	A	VCU		0 1		264	A	North Florida		1 2			
						73	A	George Washington		0 1		96	A	Charlotte		0 2			
						106	H	Richmond		0 1		62	H	William & Mary		0 2			
						198	A	Duquesne		0 1		197	H	Georgia St.		0 0			
						240	A	St. Bonaventure		2 0		89	A	Liberty		0 1			

Non-Div. I Games:

Davidson

Average RPI Win: 266		WON-LOST	WINNING	LAST 10	STRENGTH OF		OPP. STRENGTH	TEAM	ADJ		CONF.	ADJ CONF.
Average RPI Loss: 136		RECORD	PCT. RANK	GAMES	SCHEDULE		OF SCHEDULE	RPI	RPI		RPI	RPI
DIV. I ONLY		4-7-5	.40625	220	3-2-5		168	234	225		19	19
DIV. I NON-CONF.		2-6-1	.27778	273	1-1-1		120	244	240		19	19
TOTALS		RPI 1-25	RPI 26-50		W-L RECORDS		RPI 51-100		RPI 101-150		RPI 150+	
4-7-5		0-0-0	0-0-0		OVERALL		0-3-0		0-2-1		4-2-4	
2-2-3		0-0-0	0-0-0		HOME		0-1-0		0-0-1		2-1-2	
2-5-2		0-0-0	0-0-0		AWAY		0-2-0		0-2-0		2-1-2	
0-0-0		0-0-0	0-0-0		NEUTRAL		0-0-0		0-0-0		0-0-0	
2-6-1		0-0-0	0-0-0		NON-CONFERENCE		0-3-0		0-1-0		2-2-1	
2-2-0		0-0-0	0-0-0		HOME		0-1-0		0-0-0		2-1-0	
0-4-1		0-0-0	0-0-		AWAY		0-2-0		0-1-0		0-1-1	
0-0-0		0-0-0	0-0-0		NEUTRAL		0-0-0		0-0-0		0-0-0	
2-1-4		0-0-0	0-0-0		CONFERENCE		0-0-0		0-1-1		2-0-3	
0-0-3		0-0-0	0-0-0		HOME		0-0-0		0-0-1		0-0-2	
2-1-1		0-0-0	0-0-0		AWAY		0-0-0		0-1-0		2-0-1	
0-0-0		0-0-0	0-0-0		NEUTRAL		0-0-0		0-0-0		0-0-0	
RPI S	Opponent	Score	RPI S	Opponent	Score	RPI S	Opponent	Score	RPI S	Opponent	Score	
						55 A	Rhode Island	0 3	111 A	Holy Cross	0 1	
						65 H	Northeastern	0 4	117 H	Hartford	0 0	
						88 A	Fairfield	1 2	135 A	UMBC	0 1	
									154 A	Central Conn. St.	3 3	
									209 A	Fordham	0 2	
									212 H	New Hampshire	0 0	
									234 A	Stony Brook	1 0	
									257 A	UMass Lowell	1 0	
									259 A	Binghamton	0 0	
									261 H	North Dakota St.	1 0	
									278 H	Vermont	1 1	
									289 H	Bryant	0 1	
									312 H	Quinnipiac	1 0	
LAST 10 GAMES												
						257 A	UMass Lowell	1 0	234 A	Stony Brook	1 0	
						117 H	Hartford	0 0	259 A	Binghamton	0 0	
						135 A	UMBC	0 1	55 A	Rhode Island	0 3	
						278 H	Vermont	1 1	154 A	Central Conn. St.	3 3	
						212 H	New Hampshire	0 0	261 H	North Dakota St.	1 0	

Non-Div. I Games:

Maine

Average RPI Win: 267		WON-LOST	WINNING	LAST 10	STRENGTH OF		OPP. STRENGTH	TEAM	ADJ	CONF.	ADJ CONF.	
Average RPI Loss: 130		RECORD	PCT. RANK	GAMES	SCHEDULE		OF SCHEDULE	RPI	RPI	RPI	RPI	
DIV. I ONLY		6-7-4	.47059 182	5-2-3	241		207	226	.46426 228	19	19	
DIV. I NON-CONF.		3-6-2	.36364 241	2-1-1	195		216	237	.45034 238	19	19	
<hr/>												
TOTALS		RPI 1-25		RPI 26-50		W-L RECORDS		RPI 51-100		RPI 101-150		RPI 150+
6-7-4		0-0-0		0-0-0		OVERALL		0-3-0		0-2-2		6-2-2
6-3-0		0-0-0		0-0-0		HOME		0-2-0		0-0-0		6-1-0
0-4-4		0-0-0		0-0-0		AWAY		0-1-0		0-2-2		0-1-2
0-0-0		0-0-0		0-0-0		NEUTRAL		0-0-0		0-0-0		0-0-0
<hr/>												
3-6-2		0-0-0		0-0-0		NON-CONFERENCE		0-3-0		0-1-2		3-2-0
3-3-0		0-0-0		0-0-0		HOME		0-2-0		0-0-0		3-1-0
0-3-2		0-0-0		0-0-		AWAY		0-1-0		0-1-2		0-1-0
0-0-0		0-0-0		0-0-0		NEUTRAL		0-0-0		0-0-0		0-0-0
<hr/>												
3-1-2		0-0-0		0-0-0		CONFERENCE		0-0-0		0-1-0		3-0-2
3-0-0		0-0-0		0-0-0		HOME		0-0-0		0-0-0		3-0-0
0-1-2		0-0-0		0-0-0		AWAY		0-0-0		0-1-0		0-0-2
0-0-0		0-0-0		0-0-0		NEUTRAL		0-0-0		0-0-0		0-0-0
<hr/>												
RPI	S	Opponent	Score	RPI	S	Opponent	Score	RPI	S	Opponent	Score	
						55 H Rhode Island	1 2			111 A Holy Cross	0 2	
						65 A Northeastern	0 2			117 A Hartford	0 1	
						98 H Syracuse	1 5			121 A Dartmouth	0 0	
										128 A Columbia	0 0	
										178 A St. Mary's (CA)	0 2	
										212 H New Hampshire	4 2	
										234 H Stony Brook	2 1	
										239 H Siena	5 1	
										257 A UMass Lowell	2 2	
										259 A Binghamton	0 0	
										278 H Vermont	6 0	
										286 H Iona	2 4	
										313 H NJIT	4 1	
										326 H Saint Peter's	5 0	
<hr/>												
LAST 10 GAMES												
						234 H Stony Brook	2 1			117 A Hartford	0 1	
						259 A Binghamton	0 0			313 H NJIT	4 1	
						257 A UMass Lowell	2 2			65 A Northeastern	0 2	
						278 H Vermont	6 0			128 A Columbia	0 0	
						212 H New Hampshire	4 2			326 H Saint Peter's	5 0	

Non-Div. I Games:

Albany (NY)

Average RPI Win: 0		WON-LOST RECORD		WINNING PCT. RANK		LAST 10 GAMES		STRENGTH OF SCHEDULE		OPP. STRENGTH OF SCHEDULE		TEAM RPI		ADJ RPI		CONF. RPI		ADJ CONF. RPI	
DIV. I ONLY		0-11-3		.10714 325		0-8-2		22		98		230		.46421 229		1		1	
DIV. I NON-CONF.		0-6-3		.16667 300		0-3-2		49		169		233		.45581 233		2		1	
TOTALS		RPI 1-25		RPI 26-50		W-L RECORDS		RPI 51-100		RPI 101-150		RPI 150+							
0-11-3		0-2-0		0-4-0		OVERALL		0-2-0		0-1-2		0-2-1							
0-5-3		0-1-0		0-2-0		HOME		0-0-0		0-1-2		0-1-1							
0-6-0		0-1-0		0-2-0		AWAY		0-2-0		0-0-0		0-1-0							
0-0-0		0-0-0		0-0-0		NEUTRAL		0-0-0		0-0-0		0-0-0							
0-6-3		0-1-0		0-0-0		NON-CONFERENCE		0-2-0		0-1-2		0-2-1							
0-2-3		0-0-0		0-0-0		HOME		0-0-0		0-1-2		0-1-1							
0-4-0		0-1-0		0-0-		AWAY		0-2-0		0-0-0		0-1-0							
0-0-0		0-0-0		0-0-0		NEUTRAL		0-0-0		0-0-0		0-0-0							
0-5-0		0-1-0		0-4-0		CONFERENCE		0-0-0		0-0-0		0-0-0							
0-3-0		0-1-0		0-2-0		HOME		0-0-0		0-0-0		0-0-0							
0-2-0		0-0-0		0-2-0		AWAY		0-0-0		0-0-0		0-0-0							
0-0-0		0-0-0		0-0-0		NEUTRAL		0-0-0		0-0-0		0-0-0							
RPI S	Opponent		Score		RPI S	Opponent		Score		RPI S	Opponent		Score		RPI S	Opponent		Score	
16 H	Washington St.		0 1		27 A	Arizona		0 2		72 A	Stephen F. Austin		0 2		102 H	Eastern Mich.		0 1	
24 A	UCF		0 4		34 A	Arizona St.		0 1		81 A	North Texas		0 1		122 H	Portland		0 0	
					39 H	Utah		0 2							134 H	Loyola Marymount		0 0	
					50 H	Colorado		0 1							156 A	FIU		0 1	
															178 H	St. Mary's (CA)		2 4	
															195 H	Cal St. Fullerton		0 0	
LAST 10 GAMES																			
					39 H	Utah		0 2		122 H	Portland		0 0						
					50 H	Colorado		0 1		24 A	UCF		0 4						
					34 A	Arizona St.		0 1		156 A	FIU		0 1						
					27 A	Arizona		0 2		102 H	Eastern Mich.		0 1						
					16 H	Washington St.		0 1		195 H	Cal St. Fullerton		0 0						

Non-Div. I Games:

Oregon St.

Average RPI Win:	268	WON-LOST RECORD	WINNING PCT. RANK	LAST 10 GAMES	STRENGTH OF SCHEDULE	OPP. STRENGTH OF SCHEDULE	TEAM RPI	ADJ RPI	CONF. RPI	ADJ CONF. RPI	
DIV. I ONLY	8-9-1	.47222	181	4-6-0	210	309	229	.46368	230	15	16
DIV. I NON-CONF.	6-3-1	.65	85	2-0-0	297	329	222	.46194	224	17	17
TOTALS	RPI 1-25	RPI 26-50	W-L RECORDS		RPI 51-100	RPI 101-150	RPI 150+				
8-9-1	0-0-0	0-0-0	OVERALL		0-3-0	1-1-0	7-5-1				
3-4-0	0-0-0	0-0-0	HOME		0-2-0	0-0-0	3-2-0				
4-5-1	0-0-0	0-0-0	AWAY		0-1-0	1-1-0	3-3-1				
1-0-0	0-0-0	0-0-0	NEUTRAL		0-0-0	0-0-0	1-0-0				
6-3-1	0-0-0	0-0-0	NON-CONFERENCE		0-1-0	0-0-0	6-2-1				
2-1-0	0-0-0	0-0-0	HOME		0-1-0	0-0-0	2-0-0				
3-2-1	0-0-0	0-0-	AWAY		0-0-0	0-0-0	3-2-1				
1-0-0	0-0-0	0-0-0	NEUTRAL		0-0-0	0-0-0	1-0-0				
2-6-0	0-0-0	0-0-0	CONFERENCE		0-2-0	1-1-0	1-3-0				
1-3-0	0-0-0	0-0-0	HOME		0-1-0	0-0-0	1-2-0				
1-3-0	0-0-0	0-0-0	AWAY		0-1-0	1-1-0	0-1-0				
0-0-0	0-0-0	0-0-0	NEUTRAL		0-0-0	0-0-0	0-0-0				
RPI S	Opponent	Score	RPI S	Opponent	Score	RPI S	Opponent	Score	RPI S	Opponent	Score
						72 H	Stephen F. Austin	2 3	104 A	Troy	0 2
						87 A	South Ala.	2 7	109 A	Texas St.	2 1
						93 H	Ga. Southern	1 3	161 A	Appalachian St.	0 1
									167 A	Southeastern La.	0 4
									194 H	UALR	0 2
									197 H	Georgia St.	2 1
									258 A	McNeese St.	0 0
									260 A	Nicholls St.	3 4
									265 H	Central Ark.	1 0
									285 A	Northwestern St.	3 0
									299 H	Arkansas St.	0 1
									308 N	Southern U.	5 0
									322 H	Mississippi Val.	3 1
									328 A	Grambling	4 0
									329 A	Ark.-Pine Bluff	7 0
LAST 10 GAMES											
						161 A	Appalachian St.	0 1	87 A	South Ala.	2 7
						109 A	Texas St.	2 1	197 H	Georgia St.	2 1
						194 H	UALR	0 2	93 H	Ga. Southern	1 3
						299 H	Arkansas St.	0 1	265 H	Central Ark.	1 0
						104 A	Troy	0 2	322 H	Mississippi Val.	3 1

Non-Div. I Games:

La.-Monroe

Average RPI Win: 248		WON-LOST	WINNING	LAST 10	STRENGTH OF		OPP. STRENGTH	TEAM	ADJ		CONF.	ADJ CONF.			
Average RPI Loss: 131		RECORD	PCT. RANK	GAMES	SCHEDULE		OF SCHEDULE	RPI	RPI		RPI	RPI			
DIV. I ONLY		5-8-0	.38462	244	3-7-0		175	188	231	.46166	231	10	10		
DIV. I NON-CONF.		3-4-0	.42857	211	1-3-0		291	251	266	.42323	266	11	11		
TOTALS		RPI 1-25	RPI 26-50		W-L RECORDS		RPI 51-100		RPI 101-150		RPI 150+				
5-8-0		0-1-0	0-1-0		OVERALL		0-1-0		1-1-0		4-4-0				
3-3-0		0-1-0	0-0-0		HOME		0-0-0		1-0-0		2-2-0				
2-5-0		0-0-0	0-1-0		AWAY		0-1-0		0-1-0		2-2-0				
0-0-0		0-0-0	0-0-0		NEUTRAL		0-0-0		0-0-0		0-0-0				
3-4-0		0-0-0	0-0-0		NON-CONFERENCE		0-0-0		0-1-0		3-3-0				
1-1-0		0-0-0	0-0-0		HOME		0-0-0		0-0-0		1-1-0				
2-3-0		0-0-0	0-0-		AWAY		0-0-0		0-1-0		2-2-0				
0-0-0		0-0-0	0-0-0		NEUTRAL		0-0-0		0-0-0		0-0-0				
2-4-0		0-1-0	0-1-0		CONFERENCE		0-1-0		1-0-0		1-1-0				
2-2-0		0-1-0	0-0-0		HOME		0-0-0		1-0-0		1-1-0				
0-2-0		0-0-0	0-1-0		AWAY		0-1-0		0-0-0		0-0-0				
0-0-0		0-0-0	0-0-0		NEUTRAL		0-0-0		0-0-0		0-0-0				
RPI S	Opponent	Score		RPI S	Opponent	Score		RPI S	Opponent	Score		RPI S	Opponent	Score	
23	H Colgate	0 2		44	A Boston U.	1 6		66	A Navy	0 4		111	H Holy Cross	3 2	
												125	A Monmouth	0 3	
												158	A Jacksonville	0 3	
												176	A Manhattan	0 1	
												200	H Lehigh	1 2	
												257	H UMass Lowell	1 0	
												259	H Binghamton	1 2	
												264	A North Florida	1 0	
												280	H American	2 1	
												326	A Saint Peter's	4 0	
				LAST 10 GAMES											
				280	H American	2 1		23	H Colgate	0 2					
				44	A Boston U.	1 6		125	A Monmouth	0 3					
				111	H Holy Cross	3 2		257	H UMass Lowell	1 0					
				200	H Lehigh	1 2		259	H Binghamton	1 2					
				66	A Navy	0 4		176	A Manhattan	0 1					

Non-Div. I Games:

Lafayette

Average RPI Win: 233		WON-LOST	WINNING	LAST 10	STRENGTH OF	OPP. STRENGTH	TEAM	ADJ	CONF.	ADJ CONF.		
Average RPI Loss: 199		RECORD	PCT. RANK	GAMES	SCHEDULE	OF SCHEDULE	RPI	RPI	RPI	RPI		
DIV. I ONLY		7-7-2	.5	162	5-3-2	266	265	232	.45945	232	18	18
DIV. I NON-CONF.		6-6-0	.5	153	4-2-0	244	283	226	.45997	227	18	18
<hr/>												
TOTALS		RPI 1-25		RPI 26-50		W-L RECORDS		RPI 51-100		RPI 101-150		RPI 150+
7-7-2		0-0-0		0-0-0		OVERALL		0-0-0		1-1-0		6-6-2
4-3-0		0-0-0		0-0-0		HOME		0-0-0		0-1-0		4-2-0
2-3-2		0-0-0		0-0-0		AWAY		0-0-0		0-0-0		2-3-2
1-1-0		0-0-0		0-0-0		NEUTRAL		0-0-0		1-0-0		0-1-0
6-6-0		0-0-0		0-0-0		NON-CONFERENCE		0-0-0		1-0-0		5-6-0
3-2-0		0-0-0		0-0-0		HOME		0-0-0		0-0-0		3-2-0
2-3-0		0-0-0		0-0-		AWAY		0-0-0		0-0-0		2-3-0
1-1-0		0-0-0		0-0-0		NEUTRAL		0-0-0		1-0-0		0-1-0
1-1-2		0-0-0		0-0-0		CONFERENCE		0-0-0		0-1-0		1-0-2
1-1-0		0-0-0		0-0-0		HOME		0-0-0		0-1-0		1-0-0
0-0-2		0-0-0		0-0-0		AWAY		0-0-0		0-0-0		0-0-2
0-0-0		0-0-0		0-0-0		NEUTRAL		0-0-0		0-0-0		0-0-0
RPI	S	Opponent	Score	RPI	S	Opponent	Score	RPI	S	Opponent	Score	
										115 N	Utah Valley	1 0
										139 H	Evansville	0 1
										169 A	Iowa St.	0 2
										172 A	Creighton	3 4
										183 N	Boise St.	0 3
										190 H	Missouri St.	3 0
										192 A	SIUE	2 1
										220 H	Saint Louis	1 2
										241 H	South Dakota	0 1
										261 H	North Dakota St.	3 0
										268 A	South Dakota St.	2 3
										270 A	Loyola Chicago	0 0
										272 H	Fresno St.	2 1
										273 A	UNI	2 2
										294 H	Omaha	2 1
										309 A	Western Ill.	2 0
<hr/>												
LAST 10 GAMES												
										190 H	Missouri St.	3 0
										241 H	South Dakota	0 1
										261 H	North Dakota St.	3 0
										169 A	Iowa St.	0 2
										309 A	Western Ill.	2 0
										192 A	SIUE	2 1

Non-Div. I Games:

Drake



Average RPI Win: 238		WON-LOST	WINNING	LAST 10	STRENGTH OF		OPP. STRENGTH	TEAM	ADJ	CONF.	ADJ CONF.
Average RPI Loss: 163		RECORD	PCT. RANK	GAMES	SCHEDULE		OF SCHEDULE	RPI	RPI	RPI	RPI
DIV. I ONLY		6-7-2	.46667	191	248		240	233	.45939	233	29
DIV. I NON-CONF.		5-5-1	.5	153	162		238	177	.49478	183	27
TOTALS		RPI 1-25	RPI 26-50		W-L RECORDS		RPI 51-100		RPI 101-150		RPI 150+
6-7-2	0-0-0	0-0-0		OVERALL		0-2-0		1-2-1		5-3-1	
4-3-1	0-0-0	0-0-0		HOME		0-1-0		1-2-0		3-0-1	
1-3-1	0-0-0	0-0-0		AWAY		0-0-0		0-0-1		1-3-0	
1-1-0	0-0-0	0-0-0		NEUTRAL		0-1-0		0-0-0		1-0-0	
5-5-1	0-0-0	0-0-0		NON-CONFERENCE		0-2-0		1-2-1		4-1-0	
3-3-0	0-0-0	0-0-0		HOME		0-1-0		1-2-0		2-0-0	
1-1-1	0-0-0	0-0-		AWAY		0-0-0		0-0-1		1-1-0	
1-1-0	0-0-0	0-0-0		NEUTRAL		0-1-0		0-0-0		1-0-0	
1-2-1	0-0-0	0-0-0		CONFERENCE		0-0-0		0-0-0		1-2-1	
1-0-1	0-0-0	0-0-0		HOME		0-0-0		0-0-0		1-0-1	
0-2-0	0-0-0	0-0-0		AWAY		0-0-0		0-0-0		0-2-0	
0-0-0	0-0-0	0-0-0		NEUTRAL		0-0-0		0-0-0		0-0-0	
RPI S	Opponent	Score	RPI S	Opponent	Score	RPI S	Opponent	Score	RPI S	Opponent	Score
						55 H	Rhode Island	1 2	117 H	Hartford	1 2
						83 N	Western Ky.	1 2	121 H	Dartmouth	1 0
									128 A	Columbia	0 0
									143 H	Yale	1 2
									154 A	Central Conn. St.	0 2
									176 N	Manhattan	4 0
									201 A	Brown	2 1
									286 A	Iona	0 1
									289 H	Bryant	1 0
									293 H	Saint Francis (PA)	2 2
									303 A	LIU Brooklyn	1 3
									314 H	Delaware St.	4 2
									326 H	Saint Peter's	4 0
LAST 10 GAMES											
						154 A	Central Conn. St.	0 2	201 A	Brown	2 1
						293 H	Saint Francis (PA)	2 2	117 H	Hartford	1 2
						303 A	LIU Brooklyn	1 3	83 N	Western Ky.	1 2
						289 H	Bryant	1 0	176 N	Manhattan	4 0
						121 H	Dartmouth	1 0	143 H	Yale	1 2

Non-Div. I Games:

Sacred Heart

Average RPI Win:	253	WON-LOST RECORD	WINNING PCT. RANK	LAST 10 GAMES	STRENGTH OF SCHEDULE	OPP. STRENGTH OF SCHEDULE	TEAM RPI	ADJ RPI	CONF. RPI	ADJ CONF. RPI	
DIV. I ONLY		5-9-1	.36667 251	3-6-1	159	230	235	.45929 234	19	19	
DIV. I NON-CONF.		3-6-0	.33333 251	1-3-0	90	207	208	.47712 207	19	19	
<hr/>											
TOTALS	RPI 1-25		RPI 26-50	W-L RECORDS		RPI 51-100		RPI 101-150		RPI 150+	
5-9-1	0-1-0		0-1-0	OVERALL		0-2-0		0-0-1		5-5-0	
5-1-0	0-0-0		0-0-0	HOME		0-0-0		0-0-0		5-1-0	
0-8-1	0-1-0		0-1-0	AWAY		0-2-0		0-0-1		0-4-0	
0-0-0	0-0-0		0-0-0	NEUTRAL		0-0-0		0-0-0		0-0-0	
3-6-0	0-1-0		0-1-0	NON-CONFERENCE		0-2-0		0-0-0		3-2-0	
3-0-0	0-0-0		0-0-0	HOME		0-0-0		0-0-0		3-0-0	
0-6-0	0-1-0		0-0-	AWAY		0-2-0		0-0-0		0-2-0	
0-0-0	0-0-0		0-0-0	NEUTRAL		0-0-0		0-0-0		0-0-0	
2-3-1	0-0-0		0-0-0	CONFERENCE		0-0-0		0-0-1		2-3-0	
2-1-0	0-0-0		0-0-0	HOME		0-0-0		0-0-0		2-1-0	
0-2-1	0-0-0		0-0-0	AWAY		0-0-0		0-0-1		0-2-0	
0-0-0	0-0-0		0-0-0	NEUTRAL		0-0-0		0-0-0		0-0-0	
<hr/>											
RPI S	Opponent	Score	RPI S	Opponent	Score	RPI S	Opponent	Score	RPI S	Opponent	Score
17 A	Rutgers	1 3	36 A	UConn	0 4	88 A	Fairfield	2 3	135 A	UMBC	1 1
						95 A	St. John's (NY)	0 1	207 H	Seton Hall	2 1
									209 H	Fordham	3 2
									227 H	Maine	0 1
									228 A	Albany (NY)	1 2
									238 A	Wagner	0 2
									239 A	Siena	2 3
									257 A	UMass Lowell	1 3
									259 H	Binghamton	2 1
									278 H	Vermont	1 0
									314 H	Delaware St.	1 0
<hr/>											
LAST 10 GAMES											
			228 A	Albany (NY)	1 2	257 A	UMass Lowell	1 3			
			278 H	Vermont	1 0	209 H	Fordham	3 2			
			259 H	Binghamton	2 1	95 A	St. John's (NY)	0 1			
			135 A	UMBC	1 1	88 A	Fairfield	2 3			
			227 H	Maine	0 1	36 A	UConn	0 4			

**Non-Div. I Games:**

Stony Brook

Average RPI Win: 298		WON-LOST	WINNING	LAST 10	STRENGTH OF		OPP. STRENGTH	TEAM	ADJ	CONF.	ADJ CONF.
Average RPI Loss: 135		RECORD	PCT. RANK	GAMES	SCHEDULE		OF SCHEDULE	RPI	RPI	RPI	RPI
DIV. I ONLY		7-6-3	.53125	149	4-4-2		286	275	236	.45912	235
DIV. I NON-CONF.		5-3-1	.61111	107	2-1-0		272	228	200	.48339	200
TOTALS		RPI 1-25	RPI 26-50		W-L RECORDS		RPI 51-100		RPI 101-150		RPI 150+
7-6-3		0-1-0	0-0-0		OVERALL		0-1-0		0-1-0		7-3-3
4-2-3		0-1-0	0-0-0		HOME		0-0-0		0-1-0		4-0-3
3-4-0		0-0-0	0-0-0		AWAY		0-1-0		0-0-0		3-3-0
0-0-0		0-0-0	0-0-0		NEUTRAL		0-0-0		0-0-0		0-0-0
5-3-1		0-1-0	0-0-0		NON-CONFERENCE		0-1-0		0-1-0		5-0-1
2-2-1		0-1-0	0-0-0		HOME		0-0-0		0-1-0		2-0-1
3-1-0		0-0-0	0-0-		AWAY		0-1-0		0-0-0		3-0-0
0-0-0		0-0-0	0-0-0		NEUTRAL		0-0-0		0-0-0		0-0-0
2-3-2		0-0-0	0-0-0		CONFERENCE		0-0-0		0-0-0		2-3-2
2-0-2		0-0-0	0-0-0		HOME		0-0-0		0-0-0		2-0-2
0-3-0		0-0-0	0-0-0		AWAY		0-0-0		0-0-0		0-3-0
0-0-0		0-0-0	0-0-0		NEUTRAL		0-0-0		0-0-0		0-0-0
RPI S	Opponent	Score		RPI S	Opponent	Score		RPI S	Opponent	Score	
18 H	Virginia Tech	1	4					80 A	VCU	1	4
								106 H	Richmond	1	2
								155 A	High Point	0	3
								199 A	Coastal Caro.	1	2
								218 H	Western Caro.	1	1
								251 A	Radford	1	5
								262 H	Gardner-Webb	1	1
								275 H	Winthrop	2	0
								280 A	American	2	1
								283 H	Presbyterian	3	3
								293 A	Saint Francis (PA)	3	1
								294 A	Howard	1	0
								304 H	Francis Marion	6	1
								318 H	VMI	4	0
								323 H	Charleston So.	2	0
LAST 10 GAMES											
				323 H	Charleston So.	2	0	304 H	Francis Marion	6	1
				283 H	Presbyterian	3	3	275 H	Winthrop	2	0
				262 H	Gardner-Webb	1	1	199 A	Coastal Caro.	1	2
				155 A	High Point	0	3	80 A	VCU	1	4
				251 A	Radford	1	5	294 A	Howard	1	0

Non-Div. I Games:

Longwood

Average RPI Win:	214	WON-LOST RECORD	WINNING PCT. RANK	LAST 10 GAMES	STRENGTH OF SCHEDULE	OPP. STRENGTH OF SCHEDULE	TEAM RPI	ADJ RPI	CONF. RPI	ADJ CONF. RPI	
Average RPI Loss:	142										
DIV. I ONLY	6-10-0	.375	246	4-6-0	184	160	234	.4587	236	16	15
DIV. I NON-CONF.	3-5-0	.375	234	1-1-0	290	130	265	.42329	265	15	15
<hr/>											
TOTALS	RPI 1-25	RPI 26-50		W-L RECORDS	RPI 51-100		RPI 101-150		RPI 150+		
6-10-0	0-0-0	0-1-0		OVERALL	0-2-0		2-3-0		4-4-0		
4-3-0	0-0-0	0-0-0		HOME	0-2-0		1-0-0		3-1-0		
2-6-0	0-0-0	0-1-0		AWAY	0-0-0		1-3-0		1-2-0		
0-1-0	0-0-0	0-0-0		NEUTRAL	0-0-0		0-0-0		0-1-0		
<hr/>											
3-5-0	0-0-0	0-1-0		NON-CONFERENCE	0-0-0		0-2-0		3-2-0		
2-1-0	0-0-0	0-0-0		HOME	0-0-0		0-0-0		2-1-0		
1-3-0	0-0-0	0-0-		AWAY	0-0-0		0-2-0		1-0-0		
0-1-0	0-0-0	0-0-0		NEUTRAL	0-0-0		0-0-0		0-1-0		
<hr/>											
3-5-0	0-0-0	0-0-0		CONFERENCE	0-2-0		2-1-0		1-2-0		
2-2-0	0-0-0	0-0-0		HOME	0-2-0		1-0-0		1-0-0		
1-3-0	0-0-0	0-0-0		AWAY	0-0-0		1-1-0		0-2-0		
0-0-0	0-0-0	0-0-0		NEUTRAL	0-0-0		0-0-0		0-0-0		
<hr/>											
RPI S	Opponent	Score	RPI S	Opponent	Score	RPI S	Opponent	Score	RPI S	Opponent	Score
			30 A	Kentucky	0 3	58 H	Miami (OH)	0 2	102 A	Eastern Mich.	1 2
						69 H	Buffalo	0 1	108 A	Purdue	0 2
									113 H	Ball St.	1 0
									119 A	Dayton	0 4
									136 A	Western Mich.	1 0
									170 N	Butler	2 3
									242 H	Detroit	3 1
									243 A	Northern Ill.	0 2
									246 H	Akron	3 1
									254 A	Bowling Green	1 2
									256 A	Wright St.	1 0
									271 H	Xavier	2 3
									292 H	Eastern Ky.	2 0
<hr/>											
			LAST 10 GAMES								
			102 A	Eastern Mich.	1 2	136 A	Western Mich.	1 0			
			254 A	Bowling Green	1 2	69 H	Buffalo	0 1			
			58 H	Miami (OH)	0 2	246 H	Akron	3 1			
			113 H	Ball St.	1 0	119 A	Dayton	0 4			
			243 A	Northern Ill.	0 2	242 H	Detroit	3 1			

Non-Div. I Games:

Ohio

Average RPI Win:	268	WON-LOST	WINNING	LAST 10	STRENGTH OF	OPP. STRENGTH	TEAM	ADJ	CONF.	ADJ CONF.	
Average RPI Loss:	104	RECORD	PCT. RANK	GAMES	SCHEDULE	OF SCHEDULE	RPI	RPI	RPI	RPI	
DIV. I ONLY	5-6-3	.46429	198	4-3-3	279	158	239	.45556	237	24	24
DIV. I NON-CONF.	1-5-1	.21429	289	0-2-1	228	103	278	.41475	276	24	24
<hr/>											
TOTALS	RPI 1-25	RPI 26-50		W-L RECORDS		RPI 51-100		RPI 101-150		RPI 150+	
5-6-3	0-0-0	0-0-0		OVERALL		0-4-0		0-1-0		5-1-3	
3-3-1	0-0-0	0-0-0		HOME		0-2-0		0-1-0		3-0-1	
2-3-2	0-0-0	0-0-0		AWAY		0-2-0		0-0-0		2-1-2	
0-0-0	0-0-0	0-0-0		NEUTRAL		0-0-0		0-0-0		0-0-0	
1-5-1	0-0-0	0-0-0		NON-CONFERENCE		0-3-0		0-1-0		1-1-1	
0-2-0	0-0-0	0-0-0		HOME		0-1-0		0-1-0		0-0-0	
1-3-1	0-0-0	0-0-		AWAY		0-2-0		0-0-0		1-1-1	
0-0-0	0-0-0	0-0-0		NEUTRAL		0-0-0		0-0-0		0-0-0	
4-1-2	0-0-0	0-0-0		CONFERENCE		0-1-0		0-0-0		4-0-2	
3-1-1	0-0-0	0-0-0		HOME		0-1-0		0-0-0		3-0-1	
1-0-1	0-0-0	0-0-0		AWAY		0-0-0		0-0-0		1-0-1	
0-0-0	0-0-0	0-0-0		NEUTRAL		0-0-0		0-0-0		0-0-0	
RPI	S	Opponent	Score	RPI	S	Opponent	Score	RPI	S	Opponent	Score
						72 H Stephen F. Austin	0 2	112 H Montana		1 3	
						78 A Baylor	0 2	180 A UTSA		0 1	
						81 H North Texas	0 2	196 H Abilene Christian		1 0	
						99 A UTEP	1 2	204 A Houston		1 1	
								248 H Lamar		1 1	
								258 H McNeese St.		2 1	
								265 A Central Ark.		2 0	
								285 A Northwestern St.		1 1	
								302 A New Mexico St.		3 0	
								319 H Incarnate Word		5 0	
<hr/>											
LAST 10 GAMES											
						265 A Central Ark.	2 0	285 A Northwestern St.		1 1	
						319 H Incarnate Word	5 0	196 H Abilene Christian		1 0	
						258 H McNeese St.	2 1	81 H North Texas		0 2	
						72 H Stephen F. Austin	0 2	204 A Houston		1 1	
						248 H Lamar	1 1	112 H Montana		1 3	

Non-Div. I Games:

Houston Baptist

Average RPI Win: 254		WON-LOST	WINNING	LAST 10	STRENGTH OF	OPP. STRENGTH	TEAM	ADJ	CONF.	ADJ CONF.			
Average RPI Loss: 179		RECORD	PCT. RANK	GAMES	SCHEDULE	OF SCHEDULE	RPI	RPI	RPI	RPI			
DIV. I ONLY		7-6-2	.53333	145	4-4-2	301	232	237	.45525	238	29	29	
DIV. I NON-CONF.		4-5-1	.45	192	1-3-1	217	229	217	.4647	219	27	27	
<hr/>													
TOTALS		RPI 1-25		RPI 26-50		W-L RECORDS		RPI 51-100		RPI 101-150		RPI 150+	
7-6-2		0-0-0		0-0-0		OVERALL		0-2-0		0-1-1		7-3-1	
5-2-1		0-0-0		0-0-0		HOME		0-0-0		0-1-0		5-1-1	
2-4-1		0-0-0		0-0-0		AWAY		0-2-0		0-0-1		2-2-0	
0-0-0		0-0-0		0-0-0		NEUTRAL		0-0-0		0-0-0		0-0-0	
<hr/>													
4-5-1		0-0-0		0-0-0		NON-CONFERENCE		0-2-0		0-1-1		4-2-0	
3-2-0		0-0-0		0-0-0		HOME		0-0-0		0-1-0		3-1-0	
1-3-1		0-0-0		0-0-		AWAY		0-2-0		0-0-1		1-1-0	
0-0-0		0-0-0		0-0-0		NEUTRAL		0-0-0		0-0-0		0-0-0	
<hr/>													
3-1-1		0-0-0		0-0-0		CONFERENCE		0-0-0		0-0-0		3-1-1	
2-0-1		0-0-0		0-0-0		HOME		0-0-0		0-0-0		2-0-1	
1-1-0		0-0-0		0-0-0		AWAY		0-0-0		0-0-0		1-1-0	
0-0-0		0-0-0		0-0-0		NEUTRAL		0-0-0		0-0-0		0-0-0	
<hr/>													
RPI	S	Opponent	Score	RPI	S	Opponent	Score	RPI	S	Opponent	Score		
						55 A	Rhode Island	2	3	117 A	Hartford	2	2
						91 A	Drexel	0	1	145 H	Rider	1	4
										154 H	Central Conn. St.	1	0
										168 A	Cornell	2	1
										176 A	Manhattan	0	2
										234 H	Stony Brook	2	0
										286 H	Iona	1	0
										289 H	Bryant	0	0
										291 A	Robert Morris	1	0
										293 A	Saint Francis (PA)	0	1
										314 H	Delaware St.	0	1
										316 H	Mt. St. Mary's	1	0
										326 H	Saint Peter's	2	0
<hr/>													
LAST 10 GAMES													
						154 H	Central Conn. St.	1	0	168 A	Cornell	2	1
						289 H	Bryant	0	0	91 A	Drexel	0	1
						316 H	Mt. St. Mary's	1	0	55 A	Rhode Island	2	3
						291 A	Robert Morris	1	0	314 H	Delaware St.	0	1
						293 A	Saint Francis (PA)	0	1	117 A	Hartford	2	2

Non-Div. I Games:

Wagner

Average RPI Win: 280		WON-LOST	WINNING	LAST 10	STRENGTH OF		OPP. STRENGTH	TEAM	ADJ		CONF.	ADJ CONF.	
Average RPI Loss: 196		RECORD	PCT. RANK	GAMES	SCHEDULE		OF SCHEDULE	RPI	RPI		RPI	RPI	
DIV. I ONLY		6-5-5	.53125	149	5-1-4		295	267	238	.45334	239	25	26
DIV. I NON-CONF.		3-4-2	.44444	195	2-0-1		275	247	253	.43542	254	25	25
TOTALS		RPI 1-25	RPI 26-50		W-L RECORDS		RPI 51-100		RPI 101-150		RPI 150+		
6-5-5	0-0-0	0-0-0		OVERALL		0-0-0		0-2-2		6-3-3			
3-1-3	0-0-0	0-0-0		HOME		0-0-0		0-1-2		3-0-1			
3-4-2	0-0-0	0-0-0		AWAY		0-0-0		0-1-0		3-3-2			
0-0-0	0-0-0	0-0-0		NEUTRAL		0-0-0		0-0-0		0-0-0			
3-4-2	0-0-0	0-0-0		NON-CONFERENCE		0-0-0		0-1-1		3-3-1			
2-1-1	0-0-0	0-0-0		HOME		0-0-0		0-1-1		2-0-0			
1-3-1	0-0-0	0-0-		AWAY		0-0-0		0-0-0		1-3-1			
0-0-0	0-0-0	0-0-0		NEUTRAL		0-0-0		0-0-0		0-0-0			
3-1-3	0-0-0	0-0-0		CONFERENCE		0-0-0		0-1-1		3-0-2			
1-0-2	0-0-0	0-0-0		HOME		0-0-0		0-0-1		1-0-1			
2-1-1	0-0-0	0-0-0		AWAY		0-0-0		0-1-0		2-0-1			
0-0-0	0-0-0	0-0-0		NEUTRAL		0-0-0		0-0-0		0-0-0			
RPI S	Opponent	Score	RPI S	Opponent	Score	RPI S	Opponent	Score	RPI S	Opponent	Score		
									111 H	Holy Cross	0 3		
									117 H	Hartford	0 0		
									125 A	Monmouth	1 2		
									130 H	Niagara	0 0		
									176 H	Manhattan	1 1		
									212 A	New Hampshire	2 1		
									228 A	Albany (NY)	1 5		
									234 H	Stony Brook	3 2		
									257 A	UMass Lowell	0 2		
									259 A	Binghamton	1 2		
									278 A	Vermont	1 1		
									284 A	Marist	1 1		
									286 H	Iona	2 1		
									303 H	LIU Brooklyn	1 0		
									320 A	Canisius	1 0		
									326 A	Saint Peter's	3 2		
LAST 10 GAMES													
						320 A	Canisius	1 0	286 H	Iona	2 1		
						176 H	Manhattan	1 1	125 A	Monmouth	1 2		
						130 H	Niagara	0 0	278 A	Vermont	1 1		
						326 A	Saint Peter's	3 2	212 A	New Hampshire	2 1		
						284 A	Marist	1 1	303 H	LIU Brooklyn	1 0		

Non-Div. I Games:

Siena

Average RPI Win:	235	WON-LOST RECORD	WINNING PCT. RANK	LAST 10 GAMES	STRENGTH OF SCHEDULE	OPP. STRENGTH OF SCHEDULE	TEAM RPI	ADJ RPI	CONF. RPI	ADJ CONF. RPI			
DIV. I ONLY		6-8-1	.43333	207	4-5-1	247	213	240	.45286	240	13	13	
DIV. I NON-CONF.		5-5-1	.5	153	3-2-1	234	261	216	.46706	215	13	13	
<hr/>													
TOTALS	RPI 1-25		RPI 26-50		W-L RECORDS		RPI 51-100		RPI 101-150		RPI 150+		
6-8-1	0-0-0		0-0-0		OVERALL		0-2-0		1-3-0		5-3-1		
4-2-0	0-0-0		0-0-0		HOME		0-0-0		0-1-0		4-1-0		
0-5-1	0-0-0		0-0-0		AWAY		0-1-0		0-2-0		0-2-1		
2-1-0	0-0-0		0-0-0		NEUTRAL		0-1-0		1-0-0		1-0-0		
5-5-1	0-0-0		0-0-0		NON-CONFERENCE		0-2-0		1-1-0		4-2-1		
3-1-0	0-0-0		0-0-0		HOME		0-0-0		0-1-0		3-0-0		
0-3-1	0-0-0		0-0-		AWAY		0-1-0		0-0-0		0-2-1		
2-1-0	0-0-0		0-0-0		NEUTRAL		0-1-0		1-0-0		1-0-0		
1-3-0	0-0-0		0-0-0		CONFERENCE		0-0-0		0-2-0		1-1-0		
1-1-0	0-0-0		0-0-0		HOME		0-0-0		0-0-0		1-1-0		
0-2-0	0-0-0		0-0-0		AWAY		0-0-0		0-2-0		0-0-0		
0-0-0	0-0-0		0-0-0		NEUTRAL		0-0-0		0-0-0		0-0-0		
RPI	S	Opponent	Score	RPI	S	Opponent	Score	RPI	S	Opponent	Score		
						69 A	Buffalo	0	1	106 A	Richmond	0	5
						85 N	Temple	0	1	130 H	Niagara	1	3
										144 A	Saint Joseph's	0	2
										148 N	Kent St.	1	0
										168 H	Cornell	3	2
										198 H	Duquesne	1	0
										226 H	Davidson	0	2
										246 A	Akron	1	3
										257 A	UMass Lowell	0	1
										259 H	Binghamton	3	1
										291 A	Robert Morris	0	0
										318 N	VMI	2	0
										320 H	Canisius	2	0
<hr/>													
LAST 10 GAMES													
						144 A	Saint Joseph's	0	2	257 A	UMass Lowell	0	1
						168 H	Cornell	3	2	259 H	Binghamton	3	1
						198 H	Duquesne	1	0	318 N	VMI	2	0
						106 A	Richmond	0	5	85 N	Temple	0	1
						226 H	Davidson	0	2	291 A	Robert Morris	0	0

Non-Div. I Games:

St. Bonaventure



Average RPI Win:	279	WON-LOST RECORD	WINNING PCT. RANK	LAST 10 GAMES	STRENGTH OF SCHEDULE	OPP. STRENGTH OF SCHEDULE	TEAM RPI	ADJ RPI	CONF. RPI	ADJ CONF. RPI		
Average RPI Loss:	163											
DIV. I ONLY	6-5-2	.53846	140	4-4-2	300	300	242	.45267	241	30	30	
DIV. I NON-CONF.	5-4-0	.55556	139	3-3-0	265	292	219	.46617	218	29	29	
<hr/>												
TOTALS	RPI 1-25	RPI 26-50		W-L RECORDS	RPI 51-100		RPI 101-150		RPI 150+			
6-5-2	0-0-0	0-0-0		OVERALL	0-0-0		0-2-0		6-3-2			
2-2-2	0-0-0	0-0-0		HOME	0-0-0		0-1-0		2-1-2			
3-3-0	0-0-0	0-0-0		AWAY	0-0-0		0-1-0		3-2-0			
1-0-0	0-0-0	0-0-0		NEUTRAL	0-0-0		0-0-0		1-0-0			
<hr/>												
5-4-0	0-0-0	0-0-0		NON-CONFERENCE	0-0-0		0-2-0		5-2-0			
1-2-0	0-0-0	0-0-0		HOME	0-0-0		0-1-0		1-1-0			
3-2-0	0-0-0	0-0-		AWAY	0-0-0		0-1-0		3-1-0			
1-0-0	0-0-0	0-0-0		NEUTRAL	0-0-0		0-0-0		1-0-0			
<hr/>												
1-1-2	0-0-0	0-0-0		CONFERENCE	0-0-0		0-0-0		1-1-2			
1-0-2	0-0-0	0-0-0		HOME	0-0-0		0-0-0		1-0-2			
0-1-0	0-0-0	0-0-0		AWAY	0-0-0		0-0-0		0-1-0			
0-0-0	0-0-0	0-0-0		NEUTRAL	0-0-0		0-0-0		0-0-0			
<hr/>												
RPI	S	Opponent	Score	RPI	S	Opponent	Score	RPI	S	Opponent	Score	
								118	H	Wyoming	1	2
								146	A	Northern Ariz.	2	3
								172	H	Creighton	1	3
								184	A	Denver	0	1
								194	A	UALR	0	1
								211	A	Grand Canyon	3	1
								232	A	Drake	1	0
								261	H	North Dakota St.	2	2
								273	A	UNI	2	0
								294	H	Omaha	0	0
								305	H	IPFW	1	0
								325	H	North Dakota	5	1
								329	N	Ark.-Pine Bluff	11	0
								<hr/>				
LAST 10 GAMES												
184 A Denver				0	1	273 A UNI				2	0	
261 H North Dakota St.				2	2	325 H North Dakota				5	1	
305 H IPFW				1	0	172 H Creighton				1	3	
294 H Omaha				0	0	118 H Wyoming				1	2	
232 A Drake				1	0	146 A Northern Ariz.				2	3	

Non-Div. I Games: St. Mary (NE) 4 0 Northern St. 3 0

South Dakota

Average RPI Win: 270		WON-LOST	WINNING	LAST 10	STRENGTH OF		OPP. STRENGTH	TEAM	ADJ		CONF.	ADJ CONF.	
Average RPI Loss: 181		RECORD	PCT. RANK	GAMES	SCHEDULE		OF SCHEDULE	RPI	RPI		RPI	RPI	
DIV. I ONLY		6-5-1	.54167	137	5-4-0		311	219	243	.45215	242	27	27
DIV. I NON-CONF.		2-4-1	.35714	242	1-3-0		312	129	288	.40108	287	28	28
TOTALS		RPI 1-25	RPI 26-50		W-L RECORDS		RPI 51-100		RPI 101-150		RPI 150+		
6-5-1	0-0-0	0-1-0		OVERALL		0-0-0		0-0-0		6-4-1			
2-0-1	0-0-0	0-0-0		HOME		0-0-0		0-0-0		2-0-1			
4-5-0	0-0-0	0-1-0		AWAY		0-0-0		0-0-0		4-4-0			
0-0-0	0-0-0	0-0-0		NEUTRAL		0-0-0		0-0-0		0-0-0			
2-4-1	0-0-0	0-1-0		NON-CONFERENCE		0-0-0		0-0-0		2-3-1			
0-0-1	0-0-0	0-0-0		HOME		0-0-0		0-0-0		0-0-1			
2-4-0	0-0-0	0-0-		AWAY		0-0-0		0-0-0		2-3-0			
0-0-0	0-0-0	0-0-0		NEUTRAL		0-0-0		0-0-0		0-0-0			
4-1-0	0-0-0	0-0-0		CONFERENCE		0-0-0		0-0-0		4-1-0			
2-0-0	0-0-0	0-0-0		HOME		0-0-0		0-0-0		2-0-0			
2-1-0	0-0-0	0-0-0		AWAY		0-0-0		0-0-0		2-1-0			
0-0-0	0-0-0	0-0-0		NEUTRAL		0-0-0		0-0-0		0-0-0			
RPI	S	Opponent	Score	RPI	S	Opponent	Score	RPI	S	Opponent	Score		
				50	A	Colorado	0 3			181	A Toledo	1 3	
										184	A Denver	0 1	
										216	H Cleveland St.	2 1	
										222	H Central Mich.	0 0	
										236	A Ohio	1 3	
										249	A Green Bay	3 2	
										254	A Bowling Green	3 0	
										256	A Wright St.	0 2	
										288	H Youngstown St.	1 0	
										305	A IPFW	2 0	
										307	A Ill.-Chicago	1 0	
				LAST 10 GAMES									
				249	A	Green Bay	3 2	254	A	Bowling Green	3 0		
				288	H	Youngstown St.	1 0	236	A	Ohio	1 3		
				307	A	Ill.-Chicago	1 0	50	A	Colorado	0 3		
				256	A	Wright St.	0 2	184	A	Denver	0 1		
				216	H	Cleveland St.	2 1	222	H	Central Mich.	0 0		

Non-Div. I Games: Madonna 1 0

Detroit

Average RPI Win: 253		WON-LOST RECORD		WINNING PCT. RANK		LAST 10 GAMES		STRENGTH OF SCHEDULE		OPP. STRENGTH OF SCHEDULE		TEAM RPI		ADJ RPI		CONF. RPI		ADJ CONF. RPI	
DIV. I ONLY		5-9-2		.375 246		3-5-2		179		263		241		.45166 243		16		15	
DIV. I NON-CONF.		2-6-0		.25 278		0-2-0		263		311		303		.38617 303		15		15	
TOTALS		RPI 1-25		RPI 26-50		W-L RECORDS		RPI 51-100		RPI 101-150		RPI 150+							
5-9-2		0-0-0		0-0-0		OVERALL		0-2-1		0-3-1		5-4-0							
3-2-2		0-0-0		0-0-0		HOME		0-0-1		0-0-1		3-2-0							
2-6-0		0-0-0		0-0-0		AWAY		0-2-0		0-2-0		2-2-0							
0-1-0		0-0-0		0-0-0		NEUTRAL		0-0-0		0-1-0		0-0-0							
2-6-0		0-0-0		0-0-0		NON-CONFERENCE		0-1-0		0-2-0		2-3-0							
2-2-0		0-0-0		0-0-0		HOME		0-0-0		0-0-0		2-2-0							
0-3-0		0-0-0		0-0-		AWAY		0-1-0		0-1-0		0-1-0							
0-1-0		0-0-0		0-0-0		NEUTRAL		0-0-0		0-1-0		0-0-0							
3-3-2		0-0-0		0-0-0		CONFERENCE		0-1-1		0-1-1		3-1-0							
1-0-2		0-0-0		0-0-0		HOME		0-0-1		0-0-1		1-0-0							
2-3-0		0-0-0		0-0-0		AWAY		0-1-0		0-1-0		2-1-0							
0-0-0		0-0-0		0-0-0		NEUTRAL		0-0-0		0-0-0		0-0-0							
RPI S	Opponent	Score		RPI S	Opponent	Score		RPI S	Opponent	Score		RPI S	Opponent	Score					
								58 A	Miami (OH)	1	3	113 A	Ball St.	0	1				
								60 A	Illinois St.	1	4	138 N	Seattle	1	4				
								69 H	Buffalo	0	0	148 H	Kent St.	1	1				
												150 A	Hawaii	2	3				
												181 A	Toledo	2	1				
												192 H	SIUE	0	1				
												222 A	Central Mich.	2	1				
												236 H	Ohio	2	0				
												246 A	Akron	0	1				
												249 H	Green Bay	0	4				
												294 H	Omaha	1	0				
												309 A	Western Ill.	0	2				
												330 H	Chicago St.	5	0				
LAST 10 GAMES																			
								113 A	Ball St.	0	1	148 H	Kent St.	1	1				
								58 A	Miami (OH)	1	3	181 A	Toledo	2	1				
								246 A	Akron	0	1	222 A	Central Mich.	2	1				
								69 H	Buffalo	0	0	249 H	Green Bay	0	4				
								236 H	Ohio	2	0	192 H	SIUE	0	1				

Non-Div. I Games:

Northern Ill.

Average RPI Win:	220	WON-LOST RECORD	WINNING PCT. RANK	LAST 10 GAMES	STRENGTH OF SCHEDULE	OPP. STRENGTH OF SCHEDULE	TEAM RPI	ADJ RPI	CONF. RPI	ADJ CONF. RPI									
DIV. I ONLY		3-9-2	.28571	282	2-6-2	154	110	245	.45116	244	13	13							
DIV. I NON-CONF.		2-6-0	.25	278	1-3-0	207	85	260	.43171	257	13	13							
<hr/>																			
TOTALS	RPI 1-25		RPI 26-50		W-L RECORDS		RPI 51-100		RPI 101-150		RPI 150+								
3-9-2	0-0-0		0-0-0		OVERALL		0-4-1		0-2-0		3-3-1								
2-5-0	0-0-0		0-0-0		HOME		0-2-0		0-1-0		2-2-0								
1-3-2	0-0-0		0-0-0		AWAY		0-2-1		0-1-0		1-0-1								
0-1-0	0-0-0		0-0-0		NEUTRAL		0-0-0		0-0-0		0-1-0								
<hr/>																			
2-6-0	0-0-0		0-0-0		NON-CONFERENCE		0-3-0		0-1-0		2-2-0								
1-3-0	0-0-0		0-0-0		HOME		0-2-0		0-0-0		1-1-0								
1-2-0	0-0-0		0-0-		AWAY		0-1-0		0-1-0		1-0-0								
0-1-0	0-0-0		0-0-0		NEUTRAL		0-0-0		0-0-0		0-1-0								
<hr/>																			
1-3-2	0-0-0		0-0-0		CONFERENCE		0-1-1		0-1-0		1-1-1								
1-2-0	0-0-0		0-0-0		HOME		0-0-0		0-1-0		1-1-0								
0-1-2	0-0-0		0-0-0		AWAY		0-1-1		0-0-0		0-0-1								
0-0-0	0-0-0		0-0-0		NEUTRAL		0-0-0		0-0-0		0-0-0								
<hr/>																			
RPI	S	Opponent	Score	RPI	S	Opponent	Score	RPI	S	Opponent	Score								
								55	A	Rhode Island	1	1							
								62	H	William & Mary	0	1							
								73	A	George Washington	1	2							
								82	H	East Carolina	0	2							
								89	A	Liberty	0	2							
								110	A	Ohio St.	0	3							
								119	H	Dayton	2	3							
								161	A	Appalachian St.	2	0							
								163	H	Loyola Maryland	0	2							
								164	N	Indiana	1	4							
								191	A	Massachusetts	1	1							
								198	H	Duquesne	1	2							
								220	H	Saint Louis	2	1							
								280	H	American	2	1							
								LAST 10 GAMES											
								198	H	Duquesne	1	2	73	A	George Washington	1	2		
								119	H	Dayton	2	3	89	A	Liberty	0	2		
								220	H	Saint Louis	2	1	161	A	Appalachian St.	2	0		
								55	A	Rhode Island	1	1	110	A	Ohio St.	0	3		
								191	A	Massachusetts	1	1	164	N	Indiana	1	4		

Non-Div. I Games:

George Mason

Average RPI Win: 247		WON-LOST RECORD		WINNING PCT. RANK		LAST 10 GAMES		STRENGTH OF SCHEDULE		OPP. STRENGTH OF SCHEDULE		TEAM RPI		ADJ RPI		CONF. RPI		ADJ CONF. RPI	
DIV. I ONLY		7-6-0		.53846 140		5-5-0		312		212		244		.44975 245		22		22	
DIV. I NON-CONF.		2-3-0		.4 220		1-2-0		323		167		300		.38876 298		22		22	
TOTALS		RPI 1-25		RPI 26-50		W-L RECORDS		RPI 51-100		RPI 101-150		RPI 150+							
7-6-0		0-0-0		0-0-0		OVERALL		0-0-0		1-3-0		6-3-0							
1-2-0		0-0-0		0-0-0		HOME		0-0-0		0-0-0		1-2-0							
5-3-0		0-0-0		0-0-0		AWAY		0-0-0		1-2-0		4-1-0							
1-1-0		0-0-0		0-0-0		NEUTRAL		0-0-0		0-1-0		1-0-0							
2-3-0		0-0-0		0-0-0		NON-CONFERENCE		0-0-0		0-2-0		2-1-0							
0-0-0		0-0-0		0-0-0		HOME		0-0-0		0-0-0		0-0-0							
1-2-0		0-0-0		0-0-		AWAY		0-0-0		0-1-0		1-1-0							
1-1-0		0-0-0		0-0-0		NEUTRAL		0-0-0		0-1-0		1-0-0							
5-3-0		0-0-0		0-0-0		CONFERENCE		0-0-0		1-1-0		4-2-0							
1-2-0		0-0-0		0-0-0		HOME		0-0-0		0-0-0		1-2-0							
4-1-0		0-0-0		0-0-0		AWAY		0-0-0		1-1-0		3-0-0							
0-0-0		0-0-0		0-0-0		NEUTRAL		0-0-0		0-0-0		0-0-0							
RPI	S	Opponent		Score	RPI	S	Opponent		Score	RPI	S	Opponent		Score					
										137	A	Portland St.	1	3					
										138	A	Seattle	1	4					
										146	A	Northern Ariz.	1	0					
										150	N	Hawaii	1	3					
										210	A	Southern Utah	2	1					
										225	H	Idaho St.	1	2					
										253	A	Idaho	4	0					
										253	H	Idaho	0	1					
										263	H	Weber St.	5	1					
										272	A	Fresno St.	1	2					
										274	N	Colorado St.	2	0					
										287	A	Bakersfield	3	0					
										297	A	Sacramento St.	2	0					
LAST 10 GAMES																			
										146	A	Northern Ariz.	1	0					
										210	A	Southern Utah	2	1					
										253	H	Idaho	0	1					
										297	A	Sacramento St.	2	0					
										137	A	Portland St.	1	3					
										138	A	Seattle	1	4					

Non-Div. I Games:

Eastern Wash.

Average RPI Win:		242	WON-LOST RECORD		WINNING PCT. RANK	LAST 10 GAMES		STRENGTH OF SCHEDULE		OPP. STRENGTH OF SCHEDULE		TEAM RPI	ADJ RPI		CONF. RPI	ADJ CONF. RPI		
DIV. I ONLY			6-9-1		.40625	220	4-6-0		259		167		249	.44882		246	16	15
DIV. I NON-CONF.			4-3-1		.5625	132	2-0-0		213		201		174	.4988		174	15	15
TOTALS		RPI 1-25		RPI 26-50		W-L RECORDS		RPI 51-100		RPI 101-150		RPI 150+						
6-9-1		0-1-0		0-0-1		OVERALL		0-0-0		1-3-0		5-5-0						
4-3-0		0-1-0		0-0-0		HOME		0-0-0		1-1-0		3-1-0						
1-6-1		0-0-0		0-0-1		AWAY		0-0-0		0-2-0		1-4-0						
1-0-0		0-0-0		0-0-0		NEUTRAL		0-0-0		0-0-0		1-0-0						
4-3-1		0-1-0		0-0-1		NON-CONFERENCE		0-0-0		0-1-0		4-1-0						
2-1-0		0-1-0		0-0-0		HOME		0-0-0		0-0-0		2-0-0						
1-2-1		0-0-0		0-1-		AWAY		0-0-0		0-1-0		1-1-0						
1-0-0		0-0-0		0-0-0		NEUTRAL		0-0-0		0-0-0		1-0-0						
2-6-0		0-0-0		0-0-0		CONFERENCE		0-0-0		1-2-0		1-4-0						
2-2-0		0-0-0		0-0-0		HOME		0-0-0		1-1-0		1-1-0						
0-4-0		0-0-0		0-0-0		AWAY		0-0-0		0-1-0		0-3-0						
0-0-0		0-0-0		0-0-0		NEUTRAL		0-0-0		0-0-0		0-0-0						
RPI	S	Opponent		Score		RPI	S	Opponent		Score		RPI	S	Opponent		Score		
18	H	Virginia Tech		0	3	44	A	Boston U.		1	1			102	H	Eastern Mich.	2	1
														136	H	Western Mich.	0	1
														148	A	Kent St.	0	3
														149	A	Pittsburgh	0	3
														181	A	Toledo	0	3
														216	A	Cleveland St.	1	3
														222	A	Central Mich.	0	3
														236	A	Ohio	1	3
														240	H	St. Bonaventure	3	1
														243	H	Northern Ill.	1	0
														254	H	Bowling Green	0	1
														288	H	Youngstown St.	1	0
														289	A	Bryant	3	2
														291	N	Robert Morris	2	1
LAST 10 GAMES																		
						222	A	Central Mich.	0	3	102	H	Eastern Mich.	2	1			
						181	A	Toledo	0	3	148	A	Kent St.	0	3			
						243	H	Northern Ill.	1	0	236	A	Ohio	1	3			
						136	H	Western Mich.	0	1	288	H	Youngstown St.	1	0			
						254	H	Bowling Green	0	1	289	A	Bryant	3	2			

Non-Div. I Games:

Akron

Average RPI Win: 313		WON-LOST	WINNING	LAST 10	STRENGTH OF		OPP. STRENGTH	TEAM	ADJ	CONF.	ADJ CONF.		
Average RPI Loss: 140		RECORD	PCT. RANK	GAMES	SCHEDULE		OF SCHEDULE	RPI	RPI	RPI	RPI		
DIV. I ONLY		5-8-3	.40625	220	3-4-3		227	264	246	.44867	247	12	12
DIV. I NON-CONF.		5-4-0	.55556	139	3-0-0		284	325	239	.44902	239	14	14
TOTALS		RPI 1-25	RPI 26-50		W-L RECORDS		RPI 51-100		RPI 101-150		RPI 150+		
5-8-3		0-0-0	0-0-0		OVERALL		0-4-0		0-1-1		5-3-2		
4-1-3		0-0-0	0-0-0		HOME		0-0-0		0-0-1		4-1-2		
1-7-0		0-0-0	0-0-0		AWAY		0-4-0		0-1-0		1-2-0		
0-0-0		0-0-0	0-0-0		NEUTRAL		0-0-0		0-0-0		0-0-0		
5-4-0		0-0-0	0-0-0		NON-CONFERENCE		0-1-0		0-0-0		5-3-0		
4-1-0		0-0-0	0-0-0		HOME		0-0-0		0-0-0		4-1-0		
1-3-0		0-0-0	0-0-		AWAY		0-1-0		0-0-0		1-2-0		
0-0-0		0-0-0	0-0-0		NEUTRAL		0-0-0		0-0-0		0-0-0		
0-4-3		0-0-0	0-0-0		CONFERENCE		0-3-0		0-1-1		0-0-2		
0-0-3		0-0-0	0-0-0		HOME		0-0-0		0-0-1		0-0-2		
0-4-0		0-0-0	0-0-0		AWAY		0-3-0		0-1-0		0-0-0		
0-0-0		0-0-0	0-0-0		NEUTRAL		0-0-0		0-0-0		0-0-0		
RPI S	Opponent	Score	RPI S	Opponent	Score	RPI S	Opponent	Score	RPI S	Opponent	Score		
						75 A Rice		0 4	131 H Middle Tenn.		2 2		
						81 A North Texas		0 4	133 A Old Dominion		0 1		
						87 A South Ala.		0 6	167 A Southeastern La.		1 2		
						96 A Charlotte		1 2	185 H Louisiana Tech		0 0		
									193 H UAB		1 1		
									219 A Mississippi St.		1 2		
									260 H Nicholls St.		1 2		
									299 H Arkansas St.		1 0		
									308 H Southern U.		4 0		
									315 H Jackson St.		5 0		
									321 A Alabama A&M		3 1		
									322 H Mississippi Val.		8 0		
LAST 10 GAMES													
						185 H Louisiana Tech		0 0	81 A North Texas		0 4		
						96 A Charlotte		1 2	75 A Rice		0 4		
						133 A Old Dominion		0 1	308 H Southern U.		4 0		
						131 H Middle Tenn.		2 2	321 A Alabama A&M		3 1		
						193 H UAB		1 1	299 H Arkansas St.		1 0		

Non-Div. I Games:

Southern Miss.

Average RPI Win: 253		WON-LOST RECORD		WINNING PCT. RANK		LAST 10 GAMES		STRENGTH OF SCHEDULE		OPP. STRENGTH OF SCHEDULE		TEAM RPI		ADJ RPI		CONF. RPI		ADJ CONF. RPI	
DIV. I ONLY		4-10-1		.3 275		3-6-1		126		287		248		.44851 248		24		24	
DIV. I NON-CONF.		2-5-0		.28571 270		1-1-0		82		255		223		.46316 222		24		24	
TOTALS		RPI 1-25		RPI 26-50		W-L RECORDS		RPI 51-100		RPI 101-150		RPI 150+							
4-10-1		0-0-0		0-0-0		OVERALL		0-3-0		0-2-0		4-5-1							
3-6-0		0-0-0		0-0-0		HOME		0-2-0		0-1-0		3-3-0							
1-4-1		0-0-0		0-0-0		AWAY		0-1-0		0-1-0		1-2-1							
0-0-0		0-0-0		0-0-0		NEUTRAL		0-0-0		0-0-0		0-0-0							
2-5-0		0-0-0		0-0-0		NON-CONFERENCE		0-2-0		0-2-0		2-1-0							
1-3-0		0-0-0		0-0-0		HOME		0-2-0		0-1-0		1-0-0							
1-2-0		0-0-0		0-0-		AWAY		0-0-0		0-1-0		1-1-0							
0-0-0		0-0-0		0-0-0		NEUTRAL		0-0-0		0-0-0		0-0-0							
2-5-1		0-0-0		0-0-0		CONFERENCE		0-1-0		0-0-0		2-4-1							
2-3-0		0-0-0		0-0-0		HOME		0-0-0		0-0-0		2-3-0							
0-2-1		0-0-0		0-0-0		AWAY		0-1-0		0-0-0		0-1-1							
0-0-0		0-0-0		0-0-0		NEUTRAL		0-0-0		0-0-0		0-0-0							
RPI	S	Opponent		Score	RPI	S	Opponent		Score	RPI	S	Opponent		Score					
							72	A Stephen F. Austin	1 2			109	H Texas St.	0 3					
							75	H Rice	0 2			142	A Cal Poly	1 2					
							81	H North Texas	0 1			167	H Southeastern La.	2 0					
												171	A La.-Lafayette	2 7					
												215	H Sam Houston St.	0 2					
												237	A Houston Baptist	1 1					
												250	A San Jose St.	1 0					
												252	A A&M-Corpus Christi	0 4					
												258	H McNeese St.	0 1					
												260	H Nicholls St.	0 2					
												285	H Northwestern St.	4 1					
												311	H Texas Southern	4 0					
LAST 10 GAMES																			
							258	H McNeese St.	0 1			237	A Houston Baptist	1 1					
							252	A A&M-Corpus Christi	0 4			72	A Stephen F. Austin	1 2					
							215	H Sam Houston St.	0 2			285	H Northwestern St.	4 1					
							167	H Southeastern La.	2 0			171	A La.-Lafayette	2 7					
							260	H Nicholls St.	0 2			311	H Texas Southern	4 0					

Non-Div. I Games:

Lamar



Average RPI Win:	281	WON-LOST	WINNING	LAST 10	STRENGTH OF	OPP. STRENGTH	TEAM	ADJ	CONF.	ADJ CONF.	
Average RPI Loss:	222	RECORD	PCT. RANK	GAMES	SCHEDULE	OF SCHEDULE	RPI	RPI	RPI	RPI	
DIV. I ONLY	8-5-2	.6	94	4-4-2	318	293	247	.44848	249	27	27
DIV. I NON-CONF.	6-2-2	.7	64	2-1-2	317	295	220	.46387	220	28	28
<hr/>											
TOTALS	RPI 1-25	RPI 26-50		W-L RECORDS		RPI 51-100		RPI 101-150		RPI 150+	
8-5-2	0-0-0	0-0-1		OVERALL		0-0-0		0-1-0		8-4-1	
4-2-1	0-0-0	0-0-1		HOME		0-0-0		0-1-0		4-1-0	
4-2-1	0-0-0	0-0-0		AWAY		0-0-0		0-0-0		4-2-1	
0-1-0	0-0-0	0-0-0		NEUTRAL		0-0-0		0-0-0		0-1-0	
<hr/>											
6-2-2	0-0-0	0-0-1		NON-CONFERENCE		0-0-0		0-1-0		6-1-1	
3-1-1	0-0-0	0-0-1		HOME		0-0-0		0-1-0		3-0-0	
3-0-1	0-0-0	0-0-		AWAY		0-0-0		0-0-0		3-0-1	
0-1-0	0-0-0	0-0-0		NEUTRAL		0-0-0		0-0-0		0-1-0	
<hr/>											
2-3-0	0-0-0	0-0-0		CONFERENCE		0-0-0		0-0-0		2-3-0	
1-1-0	0-0-0	0-0-0		HOME		0-0-0		0-0-0		1-1-0	
1-2-0	0-0-0	0-0-0		AWAY		0-0-0		0-0-0		1-2-0	
0-0-0	0-0-0	0-0-0		NEUTRAL		0-0-0		0-0-0		0-0-0	
<hr/>											
RPI S	Opponent	Score	RPI S	Opponent	Score	RPI S	Opponent	Score	RPI S	Opponent	Score
			26 H	DePaul	1 1				113 H	Ball St.	0 2
			213 H	Milwaukee	2 0						
			216 A	Cleveland St.	0 2						
			242 H	Detroit	2 3						
			243 A	Northern Ill.	4 0						
			256 A	Wright St.	1 0						
			267 A	Oakland	1 2						
			270 N	Loyola Chicago	0 1						
			273 H	UNI	3 1						
			298 H	IUPUI	3 1						
			309 A	Western Ill.	2 1						
			310 A	Eastern Ill.	1 1						
			325 H	North Dakota	6 0						
			330 A	Chicago St.	3 0						
			<hr/>								
			LAST 10 GAMES								
			242 H	Detroit	2 3	309 A	Western Ill.	2 1			
			216 A	Cleveland St.	0 2	243 A	Northern Ill.	4 0			
			213 H	Milwaukee	2 0	310 A	Eastern Ill.	1 1			
			256 A	Wright St.	1 0	26 H	DePaul	1 1			
			267 A	Oakland	1 2	270 N	Loyola Chicago	0 1			

Non-Div. I Games:

Green Bay

Green Bay

Average RPI Win:	237	WON-LOST	WINNING	LAST 10	STRENGTH OF	OPP. STRENGTH	TEAM	ADJ	CONF.	ADJ CONF.	
Average RPI Loss:	170	RECORD	PCT. RANK	GAMES	SCHEDULE	OF SCHEDULE	RPI	RPI	RPI	RPI	
DIV. I ONLY	5-8-3	.40625	220	3-5-2	251	205	250	.44589	250	17	17
DIV. I NON-CONF.	3-3-2	.5	153	1-0-1	289	234	242	.44716	242	16	16
<hr/>											
TOTALS	RPI 1-25	RPI 26-50		W-L RECORDS	RPI 51-100		RPI 101-150		RPI 150+		
5-8-3	0-0-0	0-1-0		OVERALL	0-0-0		1-3-1		4-4-2		
2-4-1	0-0-0	0-1-0		HOME	0-0-0		0-2-0		2-1-1		
3-4-2	0-0-0	0-0-0		AWAY	0-0-0		1-1-1		2-3-1		
0-0-0	0-0-0	0-0-0		NEUTRAL	0-0-0		0-0-0		0-0-0		
<hr/>											
3-3-2	0-0-0	0-0-0		NON-CONFERENCE	0-0-0		1-1-1		2-2-1		
1-2-0	0-0-0	0-0-0		HOME	0-0-0		0-1-0		1-1-0		
2-1-2	0-0-0	0-0-		AWAY	0-0-0		1-0-1		1-1-1		
0-0-0	0-0-0	0-0-0		NEUTRAL	0-0-0		0-0-0		0-0-0		
<hr/>											
2-5-1	0-0-0	0-1-0		CONFERENCE	0-0-0		0-2-0		2-2-1		
1-2-1	0-0-0	0-1-0		HOME	0-0-0		0-1-0		1-0-1		
1-3-0	0-0-0	0-0-0		AWAY	0-0-0		0-1-0		1-2-0		
0-0-0	0-0-0	0-0-0		NEUTRAL	0-0-0		0-0-0		0-0-0		
<hr/>											
RPI S	Opponent	Score	RPI S	Opponent	Score	RPI S	Opponent	Score	RPI S	Opponent	Score
			47 H	San Diego St.	0 1				118 H	Wyoming	0 2
									123 A	Utah St.	0 1
									132 A	San Francisco	1 1
									137 A	Portland St.	1 0
									142 H	Cal Poly	0 2
									159 A	UNLV	0 3
									179 A	UC Santa Barbara	0 0
									183 A	Boise St.	1 0
									206 H	New Mexico	1 1
									248 H	Lamar	0 1
									255 A	Nevada	1 2
									269 A	UC Davis	0 1
									274 H	Colorado St.	3 0
									296 A	Pacific	4 0
									297 H	Sacramento St.	1 0
<hr/>											
LAST 10 GAMES											
	118 H	Wyoming	0	2		255 A	Nevada	1	2		
	274 H	Colorado St.	3	0		206 H	New Mexico	1	1		
	183 A	Boise St.	1	0		47 H	San Diego St.	0	1		
	123 A	Utah St.	0	1		137 A	Portland St.	1	0		
	159 A	UNLV	0	3		132 A	San Francisco	1	1		

Non-Div. I Games:

San Jose St.

Average RPI Win: 264		WON-LOST	WINNING	LAST 10	STRENGTH OF		OPP. STRENGTH	TEAM	ADJ		CONF.	ADJ CONF.			
Average RPI Loss: 176		RECORD	PCT. RANK	GAMES	SCHEDULE		OF SCHEDULE	RPI	RPI		RPI	RPI			
DIV. I ONLY		5-8-2	.4	228	5-4-1		230	278	251	.44539	251	26	25		
DIV. I NON-CONF.		2-4-1	.35714	242	2-0-0		264	203	263	.42618	263	30	30		
<hr/>															
TOTALS		RPI 1-25		RPI 26-50		W-L RECORDS		RPI 51-100		RPI 101-150		RPI 150+			
5-8-2		0-0-0		0-0-0		OVERALL		0-1-0		0-2-0		5-5-2			
3-3-1		0-0-0		0-0-0		HOME		0-0-0		0-1-0		3-2-1			
2-5-1		0-0-0		0-0-0		AWAY		0-1-0		0-1-0		2-3-1			
0-0-0		0-0-0		0-0-0		NEUTRAL		0-0-0		0-0-0		0-0-0			
<hr/>															
2-4-1		0-0-0		0-0-0		NON-CONFERENCE		0-0-0		0-2-0		2-2-1			
1-2-0		0-0-0		0-0-0		HOME		0-0-0		0-1-0		1-1-0			
1-2-1		0-0-0		0-0-		AWAY		0-0-0		0-1-0		1-1-1			
0-0-0		0-0-0		0-0-0		NEUTRAL		0-0-0		0-0-0		0-0-0			
<hr/>															
3-4-1		0-0-0		0-0-0		CONFERENCE		0-1-0		0-0-0		3-3-1			
2-1-1		0-0-0		0-0-0		HOME		0-0-0		0-0-0		2-1-1			
1-3-0		0-0-0		0-0-0		AWAY		0-1-0		0-0-0		1-2-0			
0-0-0		0-0-0		0-0-0		NEUTRAL		0-0-0		0-0-0		0-0-0			
<hr/>															
RPI	S	Opponent	Score	RPI	S	Opponent	Score	RPI	S	Opponent	Score	RPI	S	Opponent	Score
						89 A Liberty	1 2			133 H Old Dominion	0 1				
										141 A East Tenn. St.	2 3				
										155 H High Point	1 3				
										161 H Appalachian St.	2 1				
										162 H Villanova	0 1				
										187 A Towson	0 3				
										208 H Campbell	2 2				
										235 H Longwood	5 1				
										262 A Gardner-Webb	0 2				
										282 A UNC Asheville	0 1				
										283 A Presbyterian	1 0				
										294 A Howard	1 1				
										318 A VMI	1 0				
										323 H Charleston So.	3 2				
<hr/>															
LAST 10 GAMES															
						155 H High Point	1 3			208 H Campbell	2 2				
						262 A Gardner-Webb	0 2			323 H Charleston So.	3 2				
						282 A UNC Asheville	0 1			283 A Presbyterian	1 0				
						89 A Liberty	1 2			161 H Appalachian St.	2 1				
						235 H Longwood	5 1			318 A VMI	1 0				

Non-Div. I Games: Southern Va. 7 0

Radford

Average RPI Win: 255		WON-LOST RECORD		WINNING PCT. RANK		LAST 10 GAMES		STRENGTH OF SCHEDULE		OPP. STRENGTH OF SCHEDULE		TEAM RPI		ADJ RPI		CONF. RPI		ADJ CONF. RPI					
DIV. I ONLY		4-5-3		.45833		200		3-5-2		291		202		252		.445		252		24		24	
DIV. I NON-CONF.		1-2-2		.4		220		0-2-1		267		91		245		.44561		245		24		24	
TOTALS		RPI 1-25		RPI 26-50		W-L RECORDS		RPI 51-100		RPI 101-150		RPI 150+											
4-5-3		0-0-0		0-1-0		OVERALL		0-0-0		0-1-0		4-3-3											
3-1-1		0-0-0		0-1-0		HOME		0-0-0		0-0-0		3-0-1											
1-4-2		0-0-0		0-0-0		AWAY		0-0-0		0-1-0		1-3-2											
0-0-0		0-0-0		0-0-0		NEUTRAL		0-0-0		0-0-0		0-0-0											
1-2-2		0-0-0		0-1-0		NON-CONFERENCE		0-0-0		0-1-0		1-0-2											
0-1-1		0-0-0		0-1-0		HOME		0-0-0		0-0-0		0-0-1											
1-1-1		0-0-0		0-0-		AWAY		0-0-0		0-1-0		1-0-1											
0-0-0		0-0-0		0-0-0		NEUTRAL		0-0-0		0-0-0		0-0-0											
3-3-1		0-0-0		0-0-0		CONFERENCE		0-0-0		0-0-0		3-3-1											
3-0-0		0-0-0		0-0-0		HOME		0-0-0		0-0-0		3-0-0											
0-3-1		0-0-0		0-0-0		AWAY		0-0-0		0-0-0		0-3-1											
0-0-0		0-0-0		0-0-0		NEUTRAL		0-0-0		0-0-0		0-0-0											
RPI	S	Opponent		Score		RPI	S	Opponent		Score		RPI	S	Opponent		Score							
				42	H	Texas		0	6			109	A	Texas St.		0	2						
												167	A	Southeastern La.		1	3						
												180	H	UTSA		0	0						
												196	H	Abilene Christian		2	1						
												204	A	Houston		0	0						
												248	H	Lamar		4	0						
												258	A	McNeese St.		0	1						
												260	A	Nicholls St.		0	1						
												265	H	Central Ark.		2	0						
												311	A	Texas Southern		3	0						
												319	A	Incarnate Word		1	1						
				LAST 10 GAMES																			
				196	H	Abilene Christian		2	1	260	A	Nicholls St.		0	1								
				248	H	Lamar		4	0	167	A	Southeastern La.		1	3								
				319	A	Incarnate Word		1	1	180	H	UTSA		0	0								
				258	A	McNeese St.		0	1	42	H	Texas		0	6								
				265	H	Central Ark.		2	0	109	A	Texas St.		0	2								

Non-Div. I Games:

A&amp;M-Corpus Christi

Average RPI Win: 230		WON-LOST RECORD		WINNING PCT. RANK		LAST 10 GAMES		STRENGTH OF SCHEDULE		OPP. STRENGTH OF SCHEDULE		TEAM RPI		ADJ RPI		CONF. RPI		ADJ CONF. RPI	
DIV. I ONLY		4-11-2		.29412 279		4-4-2		167		180		255		.44341 253		22		22	
DIV. I NON-CONF.		0-8-0		0 323		0-2-0		125		67		295		.39496 292		22		22	
TOTALS		RPI 1-25		RPI 26-50		W-L RECORDS		RPI 51-100		RPI 101-150		RPI 150+							
4-11-2		0-1-0		0-2-0		OVERALL		0-0-0		1-2-0		3-6-2							
3-5-1		0-1-0		0-1-0		HOME		0-0-0		1-0-0		2-3-1							
1-6-1		0-0-0		0-1-0		AWAY		0-0-0		0-2-0		1-3-1							
0-0-0		0-0-0		0-0-0		NEUTRAL		0-0-0		0-0-0		0-0-0							
0-8-0		0-1-0		0-2-0		NON-CONFERENCE		0-0-0		0-1-0		0-4-0							
0-3-0		0-1-0		0-1-0		HOME		0-0-0		0-0-0		0-1-0							
0-5-0		0-0-0		0-0-		AWAY		0-0-0		0-1-0		0-3-0							
0-0-0		0-0-0		0-0-0		NEUTRAL		0-0-0		0-0-0		0-0-0							
4-3-2		0-0-0		0-0-0		CONFERENCE		0-0-0		1-1-0		3-2-2							
3-2-1		0-0-0		0-0-0		HOME		0-0-0		1-0-0		2-2-1							
1-1-1		0-0-0		0-0-0		AWAY		0-0-0		0-1-0		1-0-1							
0-0-0		0-0-0		0-0-0		NEUTRAL		0-0-0		0-0-0		0-0-0							
RPI S	Opponent		Score		RPI S	Opponent		Score		RPI S	Opponent		Score		RPI S	Opponent		Score	
16 H	Washington St.		0 1		27 A	Arizona		0 3							112 A	Montana		0 1	
					49 H	TCU		0 2							138 A	Seattle		1 2	
															146 H	Northern Ariz.		2 1	
															166 A	Gonzaga		0 5	
															178 A	St. Mary's (CA)		0 3	
															183 H	Boise St.		0 2	
															205 H	Northern Colo.		3 2	
															210 A	Southern Utah		2 2	
															211 A	Grand Canyon		1 2	
															225 H	Idaho St.		2 2	
															245 A	Eastern Wash.		1 0	
															245 H	Eastern Wash.		0 4	
															263 H	Weber St.		2 3	
															325 H	North Dakota		1 0	
LAST 10 GAMES																			
					225 H	Idaho St.		2 2		210 A	Southern Utah		2 2						
					263 H	Weber St.		2 3		325 H	North Dakota		1 0						
					245 A	Eastern Wash.		1 0		205 H	Northern Colo.		3 2						
					112 A	Montana		0 1		27 A	Arizona		0 3						
					146 H	Northern Ariz.		2 1		211 A	Grand Canyon		1 2						

Non-Div. I Games:

Idaho

Average RPI Win:	240	WON-LOST	WINNING	LAST 10	STRENGTH OF	OPP. STRENGTH	TEAM	ADJ	CONF.	ADJ CONF.	
Average RPI Loss:	147	RECORD	PCT. RANK	GAMES	SCHEDULE	OF SCHEDULE	RPI	RPI	RPI	RPI	
DIV. I ONLY	4-11-0	.26667	290	3-7-0	130	251	256	.44333	254	16	15
DIV. I NON-CONF.	1-6-0	.14286	309	0-2-0	173	298	291	.39711	289	15	15
TOTALS	RPI 1-25	RPI 26-50	W-L RECORDS	RPI 51-100	RPI 101-150	RPI 150+					
4-11-0	0-0-0	0-1-0	OVERALL	0-2-0	1-2-0	3-6-0					
2-5-0	0-0-0	0-0-0	HOME	0-0-0	1-0-0	1-5-0					
2-6-0	0-0-0	0-1-0	AWAY	0-2-0	0-2-0	2-1-0					
0-0-0	0-0-0	0-0-0	NEUTRAL	0-0-0	0-0-0	0-0-0					
1-6-0	0-0-0	0-1-0	NON-CONFERENCE	0-0-0	0-1-0	1-4-0					
0-3-0	0-0-0	0-0-0	HOME	0-0-0	0-0-0	0-3-0					
1-3-0	0-0-0	0-0-	AWAY	0-0-0	0-1-0	1-1-0					
0-0-0	0-0-0	0-0-0	NEUTRAL	0-0-0	0-0-0	0-0-0					
3-5-0	0-0-0	0-0-0	CONFERENCE	0-2-0	1-1-0	2-2-0					
2-2-0	0-0-0	0-0-0	HOME	0-0-0	1-0-0	1-2-0					
1-3-0	0-0-0	0-0-0	AWAY	0-2-0	0-1-0	1-0-0					
0-0-0	0-0-0	0-0-0	NEUTRAL	0-0-0	0-0-0	0-0-0					
RPI S	Opponent	Score	RPI S	Opponent	Score	RPI S	Opponent	Score	RPI S	Opponent	Score
			32 A	Michigan	0 2	58 A	Miami (OH)	0 2	113 A	Ball St.	0 5
						69 A	Buffalo	1 3	139 A	Evansville	0 2
									148 H	Kent St.	1 0
									170 A	Butler	0 5
									177 H	Morehead St.	1 2
									181 H	Toledo	0 1
									216 H	Cleveland St.	1 2
									222 H	Central Mich.	0 1
									236 H	Ohio	2 1
									242 H	Detroit	0 3
									246 A	Akron	1 0
									330 A	Chicago St.	8 0
LAST 10 GAMES											
			148 H	Kent St.	1 0	69 A	Buffalo	1 3			
			236 H	Ohio	2 1	58 A	Miami (OH)	0 2			
			181 H	Toledo	0 1	113 A	Ball St.	0 5			
			222 H	Central Mich.	0 1	170 A	Butler	0 5			
			246 A	Akron	1 0	242 H	Detroit	0 3			

Non-Div. I Games:

Bowling Green

Average RPI Win: 249		WON-LOST	WINNING	LAST 10	STRENGTH OF		OPP. STRENGTH	TEAM	ADJ		CONF.	ADJ CONF.			
Average RPI Loss: 128		RECORD	PCT. RANK	GAMES	SCHEDULE		OF SCHEDULE	RPI	RPI		RPI	RPI			
DIV. I ONLY		4-12-1	.26471	292	2-8-0		146	162	257		.44257	255	17	17	
DIV. I NON-CONF.		3-5-1	.38889	231	1-1-0		95	144	178		.49604	177	16	16	
TOTALS		RPI 1-25	RPI 26-50		W-L RECORDS		RPI 51-100		RPI 101-150		RPI 150+				
4-12-1	0-0-0	0-4-0		OVERALL		0-2-0		0-2-0		4-4-1					
3-4-1	0-0-0	0-1-0		HOME		0-0-0		0-1-0		3-2-1					
1-6-0	0-0-0	0-2-0		AWAY		0-1-0		0-1-0		1-2-0					
0-2-0	0-0-0	0-1-0		NEUTRAL		0-1-0		0-0-0		0-0-0					
3-5-1	0-0-0	0-3-0		NON-CONFERENCE		0-1-0		0-1-0		3-0-1					
2-1-1	0-0-0	0-0-0		HOME		0-0-0		0-1-0		2-0-1					
1-2-0	0-0-0	0-0-		AWAY		0-0-0		0-0-0		1-0-0					
0-2-0	0-0-0	0-1-0		NEUTRAL		0-1-0		0-0-0		0-0-0					
1-7-0	0-0-0	0-1-0		CONFERENCE		0-1-0		0-1-0		1-4-0					
1-3-0	0-0-0	0-1-0		HOME		0-0-0		0-0-0		1-2-0					
0-4-0	0-0-0	0-0-0		AWAY		0-1-0		0-1-0		0-2-0					
0-0-0	0-0-0	0-0-0		NEUTRAL		0-0-0		0-0-0		0-0-0					
RPI	S	Opponent	Score	RPI	S	Opponent	Score	RPI	S	Opponent	Score	RPI	S	Opponent	Score
				27	A	Arizona	0 4	72	N	Stephen F. Austin	0 3	118	A	Wyoming	0 4
				34	N	Arizona St.	0 5	86	A	Colorado Col.	0 3	132	H	San Francisco	0 3
				42	A	Texas	1 5					178	H	St. Mary's (CA)	2 1
				47	H	San Diego St.	1 5					184	H	Denver	1 1
												206	H	New Mexico	0 1
												223	A	Air Force	0 1
												250	H	San Jose St.	2 1
												269	H	UC Davis	1 0
												272	H	Fresno St.	2 3
												274	A	Colorado St.	0 1
												297	A	Sacramento St.	1 0
LAST 10 GAMES															
				86	A	Colorado Col.	0 3	250	H	San Jose St.	2 1				
				223	A	Air Force	0 1	274	A	Colorado St.	0 1				
				206	H	New Mexico	0 1	118	A	Wyoming	0 4				
				47	H	San Diego St.	1 5	269	H	UC Davis	1 0				
				272	H	Fresno St.	2 3	34	N	Arizona St.	0 5				

Non-Div. I Games:

Nevada

Average RPI Win: 245		WON-LOST	WINNING	LAST 10	STRENGTH OF	OPP. STRENGTH	TEAM	ADJ	CONF.	ADJ CONF.		
Average RPI Loss: 171		RECORD	PCT. RANK	GAMES	SCHEDULE	OF SCHEDULE	RPI	RPI	RPI	RPI		
DIV. I ONLY		5-9-1	.36667	251	4-5-1	224	262	258	.44217	256	27	27
DIV. I NON-CONF.		3-6-0	.33333	251	2-2-0	276	151	274	.41773	274	28	28
<hr/>												
TOTALS		RPI 1-25		RPI 26-50		W-L RECORDS		RPI 51-100		RPI 101-150		RPI 150+
5-9-1		0-0-0		0-0-0		OVERALL		0-2-0		0-2-0		5-5-1
4-4-0		0-0-0		0-0-0		HOME		0-1-0		0-0-0		4-3-0
1-4-1		0-0-0		0-0-0		AWAY		0-1-0		0-2-0		1-1-1
0-1-0		0-0-0		0-0-0		NEUTRAL		0-0-0		0-0-0		0-1-0
3-6-0		0-0-0		0-0-0		NON-CONFERENCE		0-2-0		0-2-0		3-2-0
3-2-0		0-0-0		0-0-0		HOME		0-1-0		0-0-0		3-1-0
0-3-0		0-0-0		0-0-		AWAY		0-1-0		0-2-0		0-0-0
0-1-0		0-0-0		0-0-0		NEUTRAL		0-0-0		0-0-0		0-1-0
2-3-1		0-0-0		0-0-0		CONFERENCE		0-0-0		0-0-0		2-3-1
1-2-0		0-0-0		0-0-0		HOME		0-0-0		0-0-0		1-2-0
1-1-1		0-0-0		0-0-0		AWAY		0-0-0		0-0-0		1-1-1
0-0-0		0-0-0		0-0-0		NEUTRAL		0-0-0		0-0-0		0-0-0
RPI	S	Opponent	Score	RPI	S	Opponent	Score	RPI	S	Opponent	Score	

Non-Div. I Games:

Wright St.



Average RPI Win: 261		WON-LOST	WINNING	LAST 10	STRENGTH OF	OPP. STRENGTH	TEAM	ADJ	CONF.	ADJ CONF.							
Average RPI Loss: 155		RECORD	PCT. RANK	GAMES	SCHEDULE	OF SCHEDULE	RPI	RPI	RPI	RPI							
DIV. I ONLY		5-10-1	.34375	260	1-5-1		200	228	253	.44192	257	19	19				
DIV. I NON-CONF.		3-6-0	.33333	251	0-1-0		180	221	241	.44756	241	19	19				
<hr/>																	
TOTALS		RPI 1-25		RPI 26-50		W-L RECORDS		RPI 51-100		RPI 101-150		RPI 150+					
5-10-1		0-1-0		0-0-0		OVERALL		0-2-0		0-3-0		5-4-1					
3-3-1		0-0-0		0-0-0		HOME		0-0-0		0-1-0		3-2-1					
2-6-0		0-1-0		0-0-0		AWAY		0-1-0		0-2-0		2-2-0					
0-1-0		0-0-0		0-0-0		NEUTRAL		0-1-0		0-0-0		0-0-0					
3-6-0		0-1-0		0-0-0		NON-CONFERENCE		0-2-0		0-1-0		3-2-0					
2-2-0		0-0-0		0-0-0		HOME		0-0-0		0-1-0		2-1-0					
1-3-0		0-1-0		0-0-		AWAY		0-1-0		0-0-0		1-1-0					
0-1-0		0-0-0		0-0-0		NEUTRAL		0-1-0		0-0-0		0-0-0					
2-4-1		0-0-0		0-0-0		CONFERENCE		0-0-0		0-2-0		2-2-1					
1-1-1		0-0-0		0-0-0		HOME		0-0-0		0-0-0		1-1-1					
1-3-0		0-0-0		0-0-0		AWAY		0-0-0		0-2-0		1-1-0					
0-0-0		0-0-0		0-0-0		NEUTRAL		0-0-0		0-0-0		0-0-0					
RPI	S	Opponent		Score		RPI	S	Opponent		Score		RPI	S	Opponent		Score	
23	A	Colgate		0 2								65	A	Northeastern		0 3	
												98	N	Syracuse		0 4	
												111	H	Holy Cross		0 2	
												117	A	Hartford		1 5	
												135	A	UMBC		1 3	
												227	H	Maine		0 1	
												228	H	Albany (NY)		2 2	
												231	A	Lafayette		0 1	
												234	H	Stony Brook		3 1	
												239	H	Siena		2 0	
												240	H	St. Bonaventure		1 0	
												259	A	Binghamton		0 4	
												278	A	Vermont		1 0	
												284	H	Marist		1 2	
												314	A	Delaware St.		2 1	
<hr/>																	
LAST 10 GAMES																	
		284 H Marist		1 2				259 A Binghamton		0 4							
		227 H Maine		0 1				117 A Hartford		1 5							
		135 A UMBC		1 3				234 H Stony Brook		3 1							
		278 A Vermont		1 0				240 H St. Bonaventure		1 0							
		228 H Albany (NY)		2 2				111 H Holy Cross		0 2							

Non-Div. I Games:

UMass Lowell

Average RPI Win:	278	WON-LOST RECORD	WINNING PCT. RANK	LAST 10 GAMES	STRENGTH OF SCHEDULE	OPP. STRENGTH OF SCHEDULE	TEAM RPI	ADJ RPI	CONF. RPI	ADJ CONF. RPI			
Average RPI Loss:	195												
DIV. I ONLY		6-8-1	.43333	207	5-4-1	260	295	254	.44139	258	24	24	
DIV. I NON-CONF.		2-4-1	.35714	242	1-0-1	301	291	292	.3948	293	24	24	
<hr/>													
TOTALS	RPI 1-25	RPI 26-50		W-L RECORDS		RPI 51-100		RPI 101-150		RPI 150+			
6-8-1	0-0-0	0-0-0		OVERALL		0-1-0		0-0-0		6-7-1			
5-2-1	0-0-0	0-0-0		HOME		0-1-0		0-0-0		5-1-1			
1-6-0	0-0-0	0-0-0		AWAY		0-0-0		0-0-0		1-6-0			
0-0-0	0-0-0	0-0-0		NEUTRAL		0-0-0		0-0-0		0-0-0			
<hr/>													
2-4-1	0-0-0	0-0-0		NON-CONFERENCE		0-0-0		0-0-0		2-4-1			
2-1-1	0-0-0	0-0-0		HOME		0-0-0		0-0-0		2-1-1			
0-3-0	0-0-0	0-0-		AWAY		0-0-0		0-0-0		0-3-0			
0-0-0	0-0-0	0-0-0		NEUTRAL		0-0-0		0-0-0		0-0-0			
<hr/>													
4-4-0	0-0-0	0-0-0		CONFERENCE		0-1-0		0-0-0		4-3-0			
3-1-0	0-0-0	0-0-0		HOME		0-1-0		0-0-0		3-0-0			
1-3-0	0-0-0	0-0-0		AWAY		0-0-0		0-0-0		1-3-0			
0-0-0	0-0-0	0-0-0		NEUTRAL		0-0-0		0-0-0		0-0-0			
<hr/>													
RPI S	Opponent	Score	RPI S	Opponent	Score	RPI S	Opponent	Score	RPI S	Opponent	Score		
						72 H	Stephen F. Austin	0	1	167 A	Southeastern La.	0	1
						171 A	La.-Lafayette	0	3				
						180 A	UTSA	3	4				
						204 H	Houston	0	2				
						215 A	Sam Houston St.	2	4				
						230 H	La.-Monroe	0	0				
						237 A	Houston Baptist	1	2				
						248 A	Lamar	1	0				
						252 H	A&M-Corpus Christi	1	0				
						260 H	Nicholls St.	3	2				
						285 H	Northwestern St.	2	1				
						308 H	Southern U.	1	0				
						315 A	Jackson St.	0	1				
						317 H	Prairie View	1	0				
<hr/>													
			LAST 10 GAMES										
			248 A Lamar			1	0	215 A Sam Houston St.			2	4	
			285 H Northwestern St.			2	1	167 A Southeastern La.			0	1	
			72 H Stephen F. Austin			0	1	260 H Nicholls St.			3	2	
			237 A Houston Baptist			1	2	230 H La.-Monroe			0	0	
			252 H A&M-Corpus Christi			1	0	308 H Southern U.			1	0	

Non-Div. I Games:

McNeese St.

Average RPI Win:	267	WON-LOST	WINNING	LAST 10	STRENGTH OF	OPP. STRENGTH	TEAM	ADJ	CONF.	ADJ CONF.	
Average RPI Loss:	174	RECORD	PCT. RANK	GAMES	SCHEDULE	OF SCHEDULE	RPI	RPI	RPI	RPI	
DIV. I ONLY	5-9-2	.375	246	2-6-2	244	238	260	.43891	259	19	19
DIV. I NON-CONF.	4-6-0	.4	220	1-3-0	216	270	238	.45126	237	19	19
<hr/>											
TOTALS	RPI 1-25	RPI 26-50		W-L RECORDS		RPI 51-100		RPI 101-150		RPI 150+	
5-9-2	0-0-0	0-0-0		OVERALL		0-1-0		0-2-0		5-6-2	
3-4-2	0-0-0	0-0-0		HOME		0-1-0		0-0-0		3-3-2	
2-5-0	0-0-0	0-0-0		AWAY		0-0-0		0-2-0		2-3-0	
0-0-0	0-0-0	0-0-0		NEUTRAL		0-0-0		0-0-0		0-0-0	
4-6-0	0-0-0	0-0-0		NON-CONFERENCE		0-1-0		0-1-0		4-4-0	
2-3-0	0-0-0	0-0-0		HOME		0-1-0		0-0-0		2-2-0	
2-3-0	0-0-0	0-0-		AWAY		0-0-0		0-1-0		2-2-0	
0-0-0	0-0-0	0-0-0		NEUTRAL		0-0-0		0-0-0		0-0-0	
1-3-2	0-0-0	0-0-0		CONFERENCE		0-0-0		0-1-0		1-2-2	
1-1-2	0-0-0	0-0-0		HOME		0-0-0		0-0-0		1-1-2	
0-2-0	0-0-0	0-0-0		AWAY		0-0-0		0-1-0		0-1-0	
0-0-0	0-0-0	0-0-0		NEUTRAL		0-0-0		0-0-0		0-0-0	
RPI S	Opponent	Score	RPI S	Opponent	Score	RPI S	Opponent	Score	RPI S	Opponent	Score
						85 H	Temple	0 2	117 A	Hartford	0 1
									130 A	Niagara	1 2
									168 H	Cornell	0 1
									176 H	Manhattan	1 2
									200 A	Lehigh	0 2
									212 H	New Hampshire	0 1
									227 H	Maine	0 0
									228 H	Albany (NY)	0 0
									231 A	Lafayette	2 1
									234 A	Stony Brook	1 2
									239 H	Siena	2 1
									240 A	St. Bonaventure	1 3
									257 H	UMass Lowell	4 0
									286 H	Iona	5 0
									320 A	Canisius	2 0
LAST 10 GAMES											
			212 H	New Hampshire	0 1	227 H	Maine	0 0			
			228 H	Albany (NY)	0 0	168 H	Cornell	0 1			
			234 A	Stony Brook	1 2	240 A	St. Bonaventure	1 3			
			117 A	Hartford	0 1	320 A	Canisius	2 0			
			257 H	UMass Lowell	4 0	130 A	Niagara	1 2			

Non-Div. I Games:

Binghamton

[illegible]

**Non-Div. I Games:**

Nicholls St.

Average RPI Win:	271	WON-LOST	WINNING	LAST 10	STRENGTH OF	OPP. STRENGTH	TEAM	ADJ	CONF.	ADJ CONF.		
Average RPI Loss:	207	RECORD	PCT. RANK	GAMES	SCHEDULE	OF SCHEDULE	RPI	RPI	RPI	RPI		
DIV. I ONLY		6-6-2	.5	162	3-4-2	305	288	263	.43814	261	30	30
DIV. I NON-CONF.		3-5-0	.375	234	0-3-0	240	259	255	.43444	255	29	29
<hr/>												
TOTALS	RPI 1-25			RPI 26-50	W-L RECORDS		RPI 51-100		RPI 101-150		RPI 150+	
6-6-2	0-0-0			0-0-0	OVERALL		0-0-0		0-1-0		6-5-2	
3-2-0	0-0-0			0-0-0	HOME		0-0-0		0-0-0		3-2-0	
3-4-2	0-0-0			0-0-0	AWAY		0-0-0		0-1-0		3-3-2	
0-0-0	0-0-0			0-0-0	NEUTRAL		0-0-0		0-0-0		0-0-0	
3-5-0	0-0-0			0-0-0	NON-CONFERENCE		0-0-0		0-1-0		3-4-0	
1-1-0	0-0-0			0-0-0	HOME		0-0-0		0-0-0		1-1-0	
2-4-0	0-0-0			0-0-	AWAY		0-0-0		0-1-0		2-3-0	
0-0-0	0-0-0			0-0-0	NEUTRAL		0-0-0		0-0-0		0-0-0	
3-1-2	0-0-0			0-0-0	CONFERENCE		0-0-0		0-0-0		3-1-2	
2-1-0	0-0-0			0-0-0	HOME		0-0-0		0-0-0		2-1-0	
1-0-2	0-0-0			0-0-0	AWAY		0-0-0		0-0-0		1-0-2	
0-0-0	0-0-0			0-0-0	NEUTRAL		0-0-0		0-0-0		0-0-0	
RPI	S	Opponent	Score	RPI	S	Opponent	Score	RPI	S	Opponent	Score	
										111 A	Holy Cross	0 1
										169 H	Iowa St.	0 1
										192 A	SIUE	0 1
										205 A	Northern Colo.	2 1
										223 A	Air Force	2 1
										227 A	Maine	0 1
										232 A	Drake	0 3
										241 A	South Dakota	2 2
										268 H	South Dakota St.	1 0
										294 A	Omaha	1 1
										298 H	IUPUI	1 0
										305 A	IPFW	1 0
										309 H	Western Ill.	1 2
										325 H	North Dakota	1 0
<hr/>												
LAST 10 GAMES												
				305 A	IPFW	1 0	309 H	Western Ill.	1 2			
				268 H	South Dakota St.	1 0	232 A	Drake	0 3			
				241 A	South Dakota	2 2	192 A	SIUE	0 1			
				294 A	Omaha	1 1	111 A	Holy Cross	0 1			
				298 H	IUPUI	1 0	227 A	Maine	0 1			

Non-Div. I Games: Presentation 8 0

North Dakota St.

Average RPI Win:	299	WON-LOST RECORD	WINNING PCT. RANK	LAST 10 GAMES	STRENGTH OF SCHEDULE	OPP. STRENGTH OF SCHEDULE	TEAM RPI	ADJ RPI	CONF. RPI	ADJ CONF. RPI		
DIV. I ONLY		5-8-2	.4	228	4-4-2	261	273	264	.43736	262	26	25
DIV. I NON-CONF.		3-5-0	.375	234	2-1-0	315	256	298	.39228	296	30	30
<hr/>												
TOTALS	RPI 1-25	RPI 26-50		W-L RECORDS		RPI 51-100		RPI 101-150		RPI 150+		
5-8-2	0-0-0	0-0-0		OVERALL		0-1-0		0-2-0		5-5-2		
1-5-0	0-0-0	0-0-0		HOME		0-1-0		0-1-0		1-3-0		
4-3-2	0-0-0	0-0-0		AWAY		0-0-0		0-1-0		4-2-2		
0-0-0	0-0-0	0-0-0		NEUTRAL		0-0-0		0-0-0		0-0-0		
<hr/>												
3-5-0	0-0-0	0-0-0		NON-CONFERENCE		0-0-0		0-2-0		3-3-0		
0-2-0	0-0-0	0-0-0		HOME		0-0-0		0-1-0		0-1-0		
3-3-0	0-0-0	0-0-		AWAY		0-0-0		0-1-0		3-2-0		
0-0-0	0-0-0	0-0-0		NEUTRAL		0-0-0		0-0-0		0-0-0		
<hr/>												
2-3-2	0-0-0	0-0-0		CONFERENCE		0-1-0		0-0-0		2-2-2		
1-3-0	0-0-0	0-0-0		HOME		0-1-0		0-0-0		1-2-0		
1-0-2	0-0-0	0-0-0		AWAY		0-0-0		0-0-0		1-0-2		
0-0-0	0-0-0	0-0-0		NEUTRAL		0-0-0		0-0-0		0-0-0		
<hr/>												
RPI	S	Opponent	Score	RPI	S	Opponent	Score	RPI	S	Opponent	Score	
				89 H Liberty				1	2	104 H Troy	0	1
										126 A Mercer	1	2
										155 A High Point	0	0
										189 H Jacksonville St.	0	1
										199 H Coastal Caro.	1	4
										202 A Elon	0	2
										208 H Campbell	0	4
										214 A Wofford	2	3
										235 A Longwood	1	1
										251 H Radford	2	0
										275 A Winthrop	3	0
										318 A VMI	3	1
										324 A USC Upstate	1	0
										327 A Chattanooga	7	2
				<hr/>								
				LAST 10 GAMES								
				89 H Liberty	1	2	155 A High Point	0	0			
				251 H Radford	2	0	275 A Winthrop	3	0			
				235 A Longwood	1	1	202 A Elon	0	2			
				208 H Campbell	0	4	324 A USC Upstate	1	0			
				199 H Coastal Caro.	1	4	318 A VMI	3	1			

Non-Div. I Games:

Gardner-Webb

Average RPI Win:	239	WON-LOST RECORD	WINNING PCT. RANK	LAST 10 GAMES	STRENGTH OF SCHEDULE	OPP. STRENGTH OF SCHEDULE	TEAM RPI	ADJ RPI	CONF. RPI	ADJ CONF. RPI					
DIV. I ONLY		5-10-0	.33333	266	2-8-0	206	239	259	.43733	263	22	22			
DIV. I NON-CONF.		3-5-0	.375	234	0-3-0	124	176	201	.4772	205	22	22			
<hr/>															
TOTALS	RPI 1-25	RPI 26-50		W-L RECORDS		RPI 51-100		RPI 101-150		RPI 150+					
5-10-0	0-0-0	0-0-0		OVERALL		0-2-0		1-5-0		4-3-0					
3-3-0	0-0-0	0-0-0		HOME		0-1-0		1-1-0		2-1-0					
1-7-0	0-0-0	0-0-0		AWAY		0-1-0		0-4-0		1-2-0					
1-0-0	0-0-0	0-0-0		NEUTRAL		0-0-0		0-0-0		1-0-0					
<hr/>															
3-5-0	0-0-0	0-0-0		NON-CONFERENCE		0-2-0		1-3-0		2-0-0					
2-2-0	0-0-0	0-0-0		HOME		0-1-0		1-1-0		1-0-0					
0-3-0	0-0-0	0-0-		AWAY		0-1-0		0-2-0		0-0-0					
1-0-0	0-0-0	0-0-0		NEUTRAL		0-0-0		0-0-0		1-0-0					
<hr/>															
2-5-0	0-0-0	0-0-0		CONFERENCE		0-0-0		0-2-0		2-3-0					
1-1-0	0-0-0	0-0-0		HOME		0-0-0		0-0-0		1-1-0					
1-4-0	0-0-0	0-0-0		AWAY		0-0-0		0-2-0		1-2-0					
0-0-0	0-0-0	0-0-0		NEUTRAL		0-0-0		0-0-0		0-0-0					
<hr/>															
RPI	S	Opponent	Score	RPI	S	Opponent	Score	RPI	S	Opponent	Score				
				86 A Colorado Col.				2	5	107 A CSUN				0	4
				99 H UTEP				1	2	112 A Montana				0	1
								118 H Wyoming				2	1		
								134 A Loyola Marymount				1	3		
								137 A Portland St.				0	1		
								150 H Hawaii				3	4		
								205 H Northern Colo.				1	3		
								206 N New Mexico				2	1		
								245 A Eastern Wash.				1	5		
								253 A Idaho				3	2		
								294 H Omaha				3	1		
								297 A Sacramento St.				0	2		
								325 H North Dakota				3	0		
<hr/>															
				LAST 10 GAMES											
				253 A Idaho				3	2	245 A Eastern Wash.				1	5
				137 A Portland St.				0	1	112 A Montana				0	1
				297 A Sacramento St.				0	2	107 A CSUN				0	4
				325 H North Dakota				3	0	134 A Loyola Marymount				1	3
				205 H Northern Colo.				1	3	99 H UTEP				1	2

Non-Div. I Games: Westminster (UT) 0 1

Weber St.

Average RPI Win: 263		WON-LOST	WINNING	LAST 10	STRENGTH OF		OPP. STRENGTH	TEAM	ADJ		CONF.	ADJ CONF.
Average RPI Loss: 162		RECORD	PCT. RANK	GAMES	SCHEDULE		OF SCHEDULE	RPI	RPI		RPI	RPI
DIV. I ONLY		5-10-1	.34375	260	225		237	261	.43618		21	21
DIV. I NON-CONF.		2-8-0	.2	293	209		209	284	.40569		20	20
TOTALS		RPI 1-25	RPI 26-50		W-L RECORDS		RPI 51-100		RPI 101-150		RPI 150+	
5-10-1		0-0-0	0-2-0		OVERALL		0-1-0		0-1-0		5-6-1	
3-5-0		0-0-0	0-2-0		HOME		0-0-0		0-0-0		3-3-0	
2-4-1		0-0-0	0-0-0		AWAY		0-1-0		0-0-0		2-3-1	
0-1-0		0-0-0	0-0-0		NEUTRAL		0-0-0		0-1-0		0-0-0	
2-8-0		0-0-0	0-1-0		NON-CONFERENCE		0-1-0		0-1-0		2-5-0	
1-4-0		0-0-0	0-1-0		HOME		0-0-0		0-0-0		1-3-0	
1-3-0		0-0-0	0-0-		AWAY		0-1-0		0-0-0		1-2-0	
0-1-0		0-0-0	0-0-0		NEUTRAL		0-0-0		0-1-0		0-0-0	
3-2-1		0-0-0	0-1-0		CONFERENCE		0-0-0		0-0-0		3-1-1	
2-1-0		0-0-0	0-1-0		HOME		0-0-0		0-0-0		2-0-0	
1-1-1		0-0-0	0-0-0		AWAY		0-0-0		0-0-0		1-1-1	
0-0-0		0-0-0	0-0-0		NEUTRAL		0-0-0		0-0-0		0-0-0	
RPI S	Opponent	Score	RPI S	Opponent	Score	RPI S	Opponent	Score	RPI S	Opponent	Score	
			31 H	Boston College	0 5	87 A	South Ala.	0 1	104 N	Troy	0 1	
			41 H	FGCU	0 3				152 A	Lipscomb	0 0	
									155 H	High Point	3 4	
									156 H	FIU	0 3	
									182 H	Kennesaw St.	1 0	
									197 A	Georgia St.	0 1	
									226 H	Davidson	2 1	
									231 H	Lafayette	0 1	
									279 A	Northern Ky.	2 1	
									290 A	Stetson	1 2	
									306 A	Citadel	2 1	
									323 A	Charleston So.	0 1	
									324 H	USC Upstate	2 0	
LAST 10 GAMES												
			290 A	Stetson	1 2	226 H	Davidson	2 1				
			182 H	Kennesaw St.	1 0	41 H	FGCU	0 3				
			324 H	USC Upstate	2 0	104 N	Troy	0 1				
			279 A	Northern Ky.	2 1	87 A	South Ala.	0 1				
			152 A	Lipscomb	0 0	197 A	Georgia St.	0 1				

Non-Div. I Games:

North Florida



Average RPI Win: 249		WON-LOST RECORD		WINNING PCT. RANK		LAST 10 GAMES		STRENGTH OF SCHEDULE		OPP. STRENGTH OF SCHEDULE		TEAM RPI		ADJ RPI		CONF. RPI		ADJ CONF. RPI	
DIV. I ONLY		5-8-2		.4 228		2-7-1		271		244		266		.43594 265		24		24	
DIV. I NON-CONF.		4-3-1		.5625 132		1-2-0		189		212		160		.50451 160		24		24	
TOTALS		RPI 1-25		RPI 26-50		W-L RECORDS		RPI 51-100		RPI 101-150		RPI 150+							
5-8-2		0-0-0		0-1-0		OVERALL		0-1-0		1-0-0		4-6-2							
1-3-2		0-0-0		0-0-0		HOME		0-0-0		0-0-0		1-3-2							
4-5-0		0-0-0		0-1-0		AWAY		0-1-0		1-0-0		3-3-0							
0-0-0		0-0-0		0-0-0		NEUTRAL		0-0-0		0-0-0		0-0-0							
4-3-1		0-0-0		0-1-0		NON-CONFERENCE		0-1-0		1-0-0		3-1-1							
0-0-1		0-0-0		0-0-0		HOME		0-0-0		0-0-0		0-0-1							
4-3-0		0-0-0		0-0-		AWAY		0-1-0		1-0-0		3-1-0							
0-0-0		0-0-0		0-0-0		NEUTRAL		0-0-0		0-0-0		0-0-0							
1-5-1		0-0-0		0-0-0		CONFERENCE		0-0-0		0-0-0		1-5-1							
1-3-1		0-0-0		0-0-0		HOME		0-0-0		0-0-0		1-3-1							
0-2-0		0-0-0		0-0-0		AWAY		0-0-0		0-0-0		0-2-0							
0-0-0		0-0-0		0-0-0		NEUTRAL		0-0-0		0-0-0		0-0-0							
RPI	S	Opponent		Score		RPI	S	Opponent		Score		RPI	S	Opponent		Score			
						45	A	Oklahoma	0	5		76	A	Tulsa	1	3			
														147	A	UMKC	1	0	
														167	A	Southeastern La.	1	2	
														185	H	Louisiana Tech	2	2	
														190	A	Missouri St.	3	2	
														196	H	Abilene Christian	2	2	
														215	H	Sam Houston St.	0	1	
														230	A	La.-Monroe	0	1	
														237	H	Houston Baptist	0	2	
														252	A	A&M-Corpus Christi	0	2	
														285	H	Northwestern St.	2	0	
														299	A	Arkansas St.	2	1	
														319	H	Incarnate Word	0	1	
														322	A	Mississippi Val.	10	0	
LAST 10 GAMES																			
						237	H	Houston Baptist	0	2		285	H	Northwestern St.	2	0			
						215	H	Sam Houston St.	0	1		252	A	A&M-Corpus Christi	0	2			
						167	A	Southeastern La.	1	2		230	A	La.-Monroe	0	1			
						319	H	Incarnate Word	0	1		190	A	Missouri St.	3	2			
						196	H	Abilene Christian	2	2		45	A	Oklahoma	0	5			

Non-Div. I Games:

Central Ark.

Average RPI Win:	285	WON-LOST	WINNING	LAST 10	STRENGTH OF	OPP. STRENGTH	TEAM	ADJ	CONF.	ADJ CONF.	
Average RPI Loss:	121	RECORD	PCT. RANK	GAMES	SCHEDULE	OF SCHEDULE	RPI	RPI	RPI	RPI	
DIV. I ONLY	5-11-1	.32353	270	2-7-1	226	184	265	.4355	266	11	11
DIV. I NON-CONF.	4-5-0	.44444	195	1-1-0	283	281	258	.43086	258	9	9
<hr/>											
TOTALS	RPI 1-25	RPI 26-50		W-L RECORDS	RPI 51-100		RPI 101-150		RPI 150+		
5-11-1	0-0-0	0-1-0		OVERALL	0-5-0		0-1-0		5-4-1		
3-5-0	0-0-0	0-0-0		HOME	0-4-0		0-0-0		3-1-0		
1-4-1	0-0-0	0-0-0		AWAY	0-1-0		0-1-0		1-2-1		
1-2-0	0-0-0	0-1-0		NEUTRAL	0-0-0		0-0-0		1-1-0		
<hr/>											
4-5-0	0-0-0	0-1-0		NON-CONFERENCE	0-1-0		0-0-0		4-3-0		
2-2-0	0-0-0	0-0-0		HOME	0-1-0		0-0-0		2-1-0		
1-1-0	0-0-0	0-0-		AWAY	0-0-0		0-0-0		1-1-0		
1-2-0	0-0-0	0-1-0		NEUTRAL	0-0-0		0-0-0		1-1-0		
<hr/>											
1-6-1	0-0-0	0-0-0		CONFERENCE	0-4-0		0-1-0		1-1-1		
1-3-0	0-0-0	0-0-0		HOME	0-3-0		0-0-0		1-0-0		
0-3-1	0-0-0	0-0-0		AWAY	0-1-0		0-1-0		0-1-1		
0-0-0	0-0-0	0-0-0		NEUTRAL	0-0-0		0-0-0		0-0-0		
<hr/>											
RPI S	Opponent	Score	RPI S	Opponent	Score	RPI S	Opponent	Score	RPI S	Opponent	Score
			44 N	Boston U.	0 1	61 H	Hofstra	0 5	103 A	James Madison	0 3
						62 H	William & Mary	0 2	158 H	Jacksonville	1 2
						65 H	Northeastern	0 3	186 A	Delaware	1 4
						71 H	Illinois	0 3	187 A	Towson	0 0
						91 A	Drexel	0 1	202 H	Elon	3 1
									213 N	Milwaukee	2 4
									274 A	Colorado St.	0 1
									294 N	Omaha	1 0
									301 H	Alabama St.	4 0
									306 A	Citadel	2 1
									323 H	Charleston So.	2 1
<hr/>											
			LAST 10 GAMES								
			65 H	Northeastern	0 3	202 H	Elon	3 1			
			61 H	Hofstra	0 5	186 A	Delaware	1 4			
			187 A	Towson	0 0	91 A	Drexel	0 1			
			103 A	James Madison	0 3	306 A	Citadel	2 1			
			62 H	William & Mary	0 2	274 A	Colorado St.	0 1			

Non-Div. I Games:

Col. of Charleston

Average RPI Win: 283		WON-LOST	WINNING	LAST 10	STRENGTH OF		OPP. STRENGTH	TEAM	ADJ		CONF.	ADJ CONF.			
Average RPI Loss: 141		RECORD	PCT. RANK	GAMES	SCHEDULE		OF SCHEDULE	RPI	RPI	RPI	RPI				
DIV. I ONLY		3-9-2	.28571	282	3-5-2		185	201	268	.43499	267	27	27		
DIV. I NON-CONF.		1-7-1	.16667	300	1-3-1		171	104	271	.42195	268	28	28		
TOTALS		RPI 1-25	RPI 26-50		W-L RECORDS		RPI 51-100		RPI 101-150		RPI 150+				
3-9-2		0-1-0	0-0-0		OVERALL		0-3-0		0-1-1		3-4-1				
2-2-0		0-0-0	0-0-0		HOME		0-2-0		0-0-0		2-0-0				
1-7-2		0-1-0	0-0-0		AWAY		0-1-0		0-1-1		1-4-1				
0-0-0		0-0-0	0-0-0		NEUTRAL		0-0-0		0-0-0		0-0-0				
1-7-1		0-1-0	0-0-0		NON-CONFERENCE		0-3-0		0-1-1		1-2-0				
0-2-0		0-0-0	0-0-0		HOME		0-2-0		0-0-0		0-0-0				
1-5-1		0-1-0	0-0-		AWAY		0-1-0		0-1-1		1-2-0				
0-0-0		0-0-0	0-0-0		NEUTRAL		0-0-0		0-0-0		0-0-0				
2-2-1		0-0-0	0-0-0		CONFERENCE		0-0-0		0-0-0		2-2-1				
2-0-0		0-0-0	0-0-0		HOME		0-0-0		0-0-0		2-0-0				
0-2-1		0-0-0	0-0-0		AWAY		0-0-0		0-0-0		0-2-1				
0-0-0		0-0-0	0-0-0		NEUTRAL		0-0-0		0-0-0		0-0-0				
RPI S	Opponent	Score		RPI S	Opponent	Score		RPI S	Opponent	Score		RPI S	Opponent	Score	
20 A	Notre Dame	0	3					53 H	Michigan St.	0	1	136 A	Western Mich.	0	4
								71 H	Illinois	0	1	148 A	Kent St.	1	1
								86 A	Colorado Col.	0	1	174 A	Valparaiso	0	3
												213 A	Milwaukee	0	0
												222 A	Central Mich.	1	2
												223 A	Air Force	1	5
												249 H	Green Bay	2	1
												288 A	Youngstown St.	0	1
												293 A	Saint Francis (PA)	4	1
												307 H	Ill.-Chicago	1	0
				LAST 10 GAMES											
				213 A	Milwaukee	0	0	293 A	Saint Francis (PA)	4	1				
				307 H	Ill.-Chicago	1	0	148 A	Kent St.	1	1				
				288 A	Youngstown St.	0	1	223 A	Air Force	1	5				
				249 H	Green Bay	2	1	86 A	Colorado Col.	0	1				
				174 A	Valparaiso	0	3	222 A	Central Mich.	1	2				

Non-Div. I Games: Saginaw Valley 4 0

Oakland

Average RPI Win:	246	WON-LOST	WINNING	LAST 10	STRENGTH OF	OPP. STRENGTH	TEAM	ADJ	CONF.	ADJ CONF.	
Average RPI Loss:	180	RECORD	PCT. RANK	GAMES	SCHEDULE	OF SCHEDULE	RPI	RPI	RPI	RPI	
DIV. I ONLY	5-7-1	.42308	215	4-4-1	296	221	270	.43166	268	30	30
DIV. I NON-CONF.	2-5-0	.28571	270	1-2-0	138	161	234	.45283	235	29	29
<hr/>											
TOTALS	RPI 1-25	RPI 26-50		W-L RECORDS	RPI 51-100		RPI 101-150		RPI 150+		
5-7-1	0-1-0	0-0-0		OVERALL	0-1-0		0-0-0		5-5-1		
4-1-0	0-0-0	0-0-0		HOME	0-0-0		0-0-0		4-1-0		
1-5-1	0-1-0	0-0-0		AWAY	0-1-0		0-0-0		1-3-1		
0-1-0	0-0-0	0-0-0		NEUTRAL	0-0-0		0-0-0		0-1-0		
<hr/>											
2-5-0	0-1-0	0-0-0		NON-CONFERENCE	0-1-0		0-0-0		2-3-0		
1-1-0	0-0-0	0-0-0		HOME	0-0-0		0-0-0		1-1-0		
1-3-0	0-1-0	0-0-		AWAY	0-1-0		0-0-0		1-1-0		
0-1-0	0-0-0	0-0-0		NEUTRAL	0-0-0		0-0-0		0-1-0		
<hr/>											
3-2-1	0-0-0	0-0-0		CONFERENCE	0-0-0		0-0-0		3-2-1		
3-0-0	0-0-0	0-0-0		HOME	0-0-0		0-0-0		3-0-0		
0-2-1	0-0-0	0-0-0		AWAY	0-0-0		0-0-0		0-2-1		
0-0-0	0-0-0	0-0-0		NEUTRAL	0-0-0		0-0-0		0-0-0		
<hr/>											
RPI S	Opponent	Score		RPI S	Opponent	Score		RPI S	Opponent	Score	
13 A	Wisconsin	0	5					67 A	Minnesota	0	2
								169 A	Iowa St.	2	1
								172 H	Creighton	2	3
								178 N	St. Mary's (CA)	1	2
								224 H	Oral Roberts	3	0
								232 H	Drake	3	2
								261 A	North Dakota St.	0	1
								273 A	UNI	1	2
								294 A	Omaha	0	2
								298 H	IUPUI	2	1
								305 A	IPFW	3	3
								309 H	Western Ill.	2	1
		294 A	Omaha	0	2	298 H	IUPUI	2	1		
		261 A	North Dakota St.	0	1	273 A	UNI	1	2		
		224 H	Oral Roberts	3	0	169 A	Iowa St.	2	1		
		305 A	IPFW	3	3	178 N	St. Mary's (CA)	1	2		
		309 H	Western Ill.	2	1	232 H	Drake	3	2		

Non-Div. I Games: Bemidji St. 3 1 Northern St. 3 1 South Dakota St.

Average RPI Win:	250	WON-LOST	WINNING	LAST 10	STRENGTH OF	OPP. STRENGTH	TEAM	ADJ	CONF.	ADJ CONF.	
Average RPI Loss:	132	RECORD	PCT. RANK	GAMES	SCHEDULE	OF SCHEDULE	RPI	RPI	RPI	RPI	
DIV. I ONLY	4-10-3	.32353	270	1-6-3	234	175	269	.43152	269	14	14
DIV. I NON-CONF.	3-7-1	.31818	263	0-3-1	247	206	269	.41938	271	12	12
TOTALS	RPI 1-25	RPI 26-50	W-L RECORDS		RPI 51-100	RPI 101-150		RPI 150+			
4-10-3	0-0-0	0-2-0	OVERALL		0-2-0	1-2-1		3-4-2			
2-3-3	0-0-0	0-1-0	HOME		0-1-0	0-1-1		2-0-2			
2-6-0	0-0-0	0-1-0	AWAY		0-1-0	1-1-0		1-3-0			
0-1-0	0-0-0	0-0-0	NEUTRAL		0-0-0	0-0-0		0-1-0			
3-7-1	0-0-0	0-2-0	NON-CONFERENCE		0-1-0	0-1-0		3-3-1			
2-2-1	0-0-0	0-1-0	HOME		0-0-0	0-1-0		2-0-1			
1-4-0	0-0-0	0-0-	AWAY		0-1-0	0-0-0		1-2-0			
0-1-0	0-0-0	0-0-0	NEUTRAL		0-0-0	0-0-0		0-1-0			
1-3-2	0-0-0	0-0-0	CONFERENCE		0-1-0	1-1-1		0-1-1			
0-1-2	0-0-0	0-0-0	HOME		0-1-0	0-0-1		0-0-1			
1-2-0	0-0-0	0-0-0	AWAY		0-0-0	1-1-0		0-1-0			
0-0-0	0-0-0	0-0-0	NEUTRAL		0-0-0	0-0-0		0-0-0			
RPI S	Opponent	Score	RPI S	Opponent	Score	RPI S	Opponent	Score	RPI S	Opponent	Score
39 H	Utah	0 1	57 A	Santa Clara	1 3	107 A	CSUN	0 4	132 H	San Francisco	0 1
47 A	San Diego St.	0 2	90 H	Long Beach St.	0 1	140 H	UC Riverside	0 0	142 A	Cal Poly	2 0
						179 A	UC Santa Barbara	2 3	188 N	Southeast Mo. St.	0 2
						195 H	Cal St. Fullerton	1 1	223 A	Air Force	0 1
						250 H	San Jose St.	1 0	255 A	Nevada	0 1
						296 H	Pacific	0 0	297 A	Sacramento St.	1 0
						312 H	Quinnipiac	1 0			
LAST 10 GAMES											
90 H	Long Beach St.	0 1	140 H	UC Riverside	0 0	296 H	Pacific	0 0	57 A	Santa Clara	1 3
107 A	CSUN	0 4	255 A	Nevada	0 1	39 H	Utah	0 1			
179 A	UC Santa Barbara	2 3									
142 A	Cal Poly	2 0									
195 H	Cal St. Fullerton	1 1									

Non-Div. I Games:

UC Davis

Average RPI Win:	253	WON-LOST	WINNING	LAST 10	STRENGTH OF	OPP. STRENGTH	TEAM	ADJ	CONF.	ADJ CONF.	
Average RPI Loss:	166	RECORD	PCT. RANK	GAMES	SCHEDULE	OF SCHEDULE	RPI	RPI	RPI	RPI	
DIV. I ONLY	4-11-1	.28125	285	1-8-1	156	269	267	.43119	270	18	18
DIV. I NON-CONF.	3-9-0	.25	278	0-6-0	150	274	257	.42871	260	18	18
<hr/>											
TOTALS	RPI 1-25	RPI 26-50		W-L RECORDS	RPI 51-100		RPI 101-150		RPI 150+		
4-11-1	0-0-0	0-2-0		OVERALL	0-2-0		0-1-0		4-6-1		
1-4-1	0-0-0	0-1-0		HOME	0-1-0		0-1-0		1-1-1		
1-7-0	0-0-0	0-1-0		AWAY	0-1-0		0-0-0		1-5-0		
2-0-0	0-0-0	0-0-0		NEUTRAL	0-0-0		0-0-0		2-0-0		
<hr/>											
3-9-0	0-0-0	0-2-0		NON-CONFERENCE	0-1-0		0-1-0		3-5-0		
1-3-0	0-0-0	0-1-0		HOME	0-0-0		0-1-0		1-1-0		
0-6-0	0-0-0	0-0-		AWAY	0-1-0		0-0-0		0-4-0		
2-0-0	0-0-0	0-0-0		NEUTRAL	0-0-0		0-0-0		2-0-0		
<hr/>											
1-2-1	0-0-0	0-0-0		CONFERENCE	0-1-0		0-0-0		1-1-1		
0-1-1	0-0-0	0-0-0		HOME	0-1-0		0-0-0		0-0-1		
1-1-0	0-0-0	0-0-0		AWAY	0-0-0		0-0-0		1-1-0		
0-0-0	0-0-0	0-0-0		NEUTRAL	0-0-0		0-0-0		0-0-0		
<hr/>											
RPI S	Opponent	Score	RPI S	Opponent	Score	RPI S	Opponent	Score	RPI S	Opponent	Score
			26 A	DePaul	0 4	60 H	Illinois St.	1 2	136 H	Western Mich.	0 1
			34 H	Arizona St.	1 3	94 A	Marquette	0 3	173 N	Fairleigh Dickinson	3 1
									174 A	Valparaiso	1 2
									206 A	New Mexico	2 4
									213 H	Milwaukee	1 2
									232 H	Drake	0 0
									249 N	Green Bay	1 0
									273 A	UNI	1 2
									281 A	Indiana St.	2 0
									305 A	IPFW	1 2
						307 A	Ill.-Chicago	0 1			
						309 H	Western Ill.	4 0			
<hr/>											
LAST 10 GAMES											
			273 A	UNI	1 2				281 A	Indiana St.	2 0
			60 H	Illinois St.	1 2				305 A	IPFW	1 2
			232 H	Drake	0 0				213 H	Milwaukee	1 2
			174 A	Valparaiso	1 2				26 A	DePaul	0 4
			307 A	Ill.-Chicago	0 1				206 A	New Mexico	2 4

Non-Div. I Games:

Loyola Chicago

Average RPI Win: 267		WON-LOST RECORD		WINNING PCT. RANK		LAST 10 GAMES		STRENGTH OF SCHEDULE		OPP. STRENGTH OF SCHEDULE		TEAM RPI		ADJ RPI		CONF. RPI		ADJ CONF. RPI	
DIV. I ONLY		2-11-3		.21875 299		0-8-2		158		135		271		.43025 271		8		8	
DIV. I NON-CONF.		2-5-2		.33333 251		0-2-1		170		220		235		.45378 234		8		8	
TOTALS		RPI 1-25		RPI 26-50		W-L RECORDS		RPI 51-100		RPI 101-150		RPI 150+							
2-11-3		0-1-0		0-1-0		OVERALL		0-3-0		0-2-0		2-4-3							
0-5-1		0-1-0		0-1-0		HOME		0-2-0		0-0-0		0-1-1							
2-5-2		0-0-0		0-0-0		AWAY		0-1-0		0-2-0		2-2-2							
0-1-0		0-0-0		0-0-0		NEUTRAL		0-0-0		0-0-0		0-1-0							
2-5-2		0-1-0		0-0-0		NON-CONFERENCE		0-0-0		0-2-0		2-2-2							
0-1-1		0-1-0		0-0-0		HOME		0-0-0		0-0-0		0-0-1							
2-3-1		0-0-0		0-0-		AWAY		0-0-0		0-2-0		2-1-1							
0-1-0		0-0-0		0-0-0		NEUTRAL		0-0-0		0-0-0		0-1-0							
0-6-1		0-0-0		0-1-0		CONFERENCE		0-3-0		0-0-0		0-2-1							
0-4-0		0-0-0		0-1-0		HOME		0-2-0		0-0-0		0-1-0							
0-2-1		0-0-0		0-0-0		AWAY		0-1-0		0-0-0		0-1-1							
0-0-0		0-0-0		0-0-0		NEUTRAL		0-0-0		0-0-0		0-0-0							
RPI	S	Opponent		Score		RPI	S	Opponent		Score		RPI	S	Opponent		Score			
15	H	Pepperdine		0 2		37	H	Georgetown		0 1		74	H	Providence		0 1			
												94	A	Marquette		0 1			
												95	H	St. John's (NY)		0 2			
												101	A	Cincinnati		0 2			
												103	A	James Madison		1 2			
												162	A	Villanova		0 1			
												170	H	Butler		1 2			
												177	H	Morehead St.		0 0			
												181	A	Toledo		0 1			
												187	N	Towson		0 2			
												207	A	Seton Hall		0 0			
												236	A	Ohio		3 2			
												279	A	Northern Ky.		1 1			
												298	A	IUPUI		2 0			
LAST 10 GAMES																			
						170	H	Butler		1 2		37	H	Georgetown		0 1			
						74	H	Providence		0 1		95	H	St. John's (NY)		0 2			
						207	A	Seton Hall		0 0		177	H	Morehead St.		0 0			
						94	A	Marquette		0 1		101	A	Cincinnati		0 2			
						162	A	Villanova		0 1		15	H	Pepperdine		0 2			

Non-Div. I Games: Ohio Northern 2 1

Xavier

Average RPI Win: 233		WON-LOST	WINNING	LAST 10	STRENGTH OF	OPP. STRENGTH	TEAM	ADJ	CONF.	ADJ CONF.		
Average RPI Loss: 151		RECORD	PCT. RANK	GAMES	SCHEDULE	OF SCHEDULE	RPI	RPI	RPI	RPI		
DIV. I ONLY		4-13-0	.23529	298	3-7-0	150	218	272	.4268	272	17	17
DIV. I NON-CONF.		1-8-0	.11111	313	0-2-0	151	258	289	.39664	290	16	16
<hr/>												
TOTALS		RPI 1-25		RPI 26-50		W-L RECORDS		RPI 51-100		RPI 101-150		RPI 150+
4-13-0		0-0-0		0-1-0		OVERALL		0-2-0		0-4-0		4-6-0
2-6-0		0-0-0		0-1-0		HOME		0-0-0		0-1-0		2-4-0
2-7-0		0-0-0		0-0-0		AWAY		0-2-0		0-3-0		2-2-0
0-0-0		0-0-0		0-0-0		NEUTRAL		0-0-0		0-0-0		0-0-0
1-8-0		0-0-0		0-0-0		NON-CONFERENCE		0-2-0		0-2-0		1-4-0
1-3-0		0-0-0		0-0-0		HOME		0-0-0		0-0-0		1-3-0
0-5-0		0-0-0		0-0-		AWAY		0-2-0		0-2-0		0-1-0
0-0-0		0-0-0		0-0-0		NEUTRAL		0-0-0		0-0-0		0-0-0
3-5-0		0-0-0		0-1-0		CONFERENCE		0-0-0		0-2-0		3-2-0
1-3-0		0-0-0		0-1-0		HOME		0-0-0		0-1-0		1-1-0
2-2-0		0-0-0		0-0-0		AWAY		0-0-0		0-1-0		2-1-0
0-0-0		0-0-0		0-0-0		NEUTRAL		0-0-0		0-0-0		0-0-0
RPI	S	Opponent	Score	RPI	S	Opponent	Score	RPI	S	Opponent	Score	
				47	H	San Diego St.	2 4	57	A	Santa Clara	3 4	
								68	A	Iowa	0 3	
										118	H Wyoming	0 2
										123	A Utah St.	1 2
										124	A UC Irvine	0 3
										142	A Cal Poly	1 6
										159	A UNLV	1 0
										166	H Gonzaga	0 3
										183	A Boise St.	1 2
										195	H Cal St. Fullerton	0 3
										206	H New Mexico	1 2
										232	A Drake	1 2
										245	H Eastern Wash.	2 1
										255	A Nevada	3 2
										274	H Colorado St.	4 2
										297	H Sacramento St.	1 2
<hr/>												
LAST 10 GAMES												
				274	H	Colorado St.	4 2	159	A	UNLV	1 0	
				118	H	Wyoming	0 2	47	H	San Diego St.	2 4	
				123	A	Utah St.	1 2	206	H	New Mexico	1 2	
				183	A	Boise St.	1 2	297	H	Sacramento St.	1 2	
				255	A	Nevada	3 2	142	A	Cal Poly	1 6	

Non-Div. I Games:

Fresno St.



UNI

Average RPI Win: 289		WON-LOST RECORD		WINNING PCT. RANK		LAST 10 GAMES		STRENGTH OF SCHEDULE		OPP. STRENGTH OF SCHEDULE		TEAM RPI		ADJ RPI		CONF. RPI		ADJ CONF. RPI	
DIV. I ONLY		4-7-3		.39286 241		4-3-2		290		246		273		.42445 273		18		18	
DIV. I NON-CONF.		3-5-2		.4 220		3-1-1		286		260		269		.42108 269		18		18	
TOTALS		RPI 1-25		RPI 26-50		W-L RECORDS		RPI 51-100		RPI 101-150		RPI 150+							
4-7-3		0-1-0		0-0-0		OVERALL		0-2-0		0-1-0		4-3-3							
3-2-1		0-0-0		0-0-0		HOME		0-1-0		0-0-0		3-1-1							
1-5-2		0-1-0		0-0-0		AWAY		0-1-0		0-1-0		1-2-2							
0-0-0		0-0-0		0-0-0		NEUTRAL		0-0-0		0-0-0		0-0-0							
3-5-2		0-1-0		0-0-0		NON-CONFERENCE		0-1-0		0-1-0		3-2-2							
2-2-0		0-0-0		0-0-0		HOME		0-1-0		0-0-0		2-1-0							
1-3-2		0-1-0		0-0-		AWAY		0-0-0		0-1-0		1-1-2							
0-0-0		0-0-0		0-0-0		NEUTRAL		0-0-0		0-0-0		0-0-0							
1-2-1		0-0-0		0-0-0		CONFERENCE		0-1-0		0-0-0		1-1-1							
1-0-1		0-0-0		0-0-0		HOME		0-0-0		0-0-0		1-0-1							
0-2-0		0-0-0		0-0-0		AWAY		0-1-0		0-0-0		0-1-0							
0-0-0		0-0-0		0-0-0		NEUTRAL		0-0-0		0-0-0		0-0-0							
RPI	S	Opponent		Score		RPI	S	Opponent		Score		RPI	S	Opponent		Score			
13	A	Wisconsin		0 3								60	A	Illinois St.		1 3			
												68	H	Iowa		0 1			
												140	A	UC Riverside		0 3			
												232	H	Drake		2 2			
												241	H	South Dakota		0 2			
												249	A	Green Bay		1 3			
												268	H	South Dakota St.		2 1			
												270	H	Loyola Chicago		2 1			
												281	A	Indiana St.		0 1			
												287	A	Bakersfield		1 1			
												307	H	Ill.-Chicago		3 0			
												309	A	Western Ill.		2 0			
												325	A	North Dakota		1 1			
LAST 10 GAMES																			
						270	H	Loyola Chicago		2 1		268	H	South Dakota St.		2 1			
						60	A	Illinois St.		1 3		241	H	South Dakota		0 2			
						281	A	Indiana St.		0 1		325	A	North Dakota		1 1			
						232	H	Drake		2 2		307	H	Ill.-Chicago		3 0			
						309	A	Western Ill.		2 0		140	A	UC Riverside		0 3			

Non-Div. I Games: St. Ambrose 1 0 Grand View 2 1

UNI

Average RPI Win: 237		WON-LOST	WINNING	LAST 10	STRENGTH OF		OPP. STRENGTH	TEAM	ADJ	CONF.	ADJ CONF.
Average RPI Loss: 155		RECORD	PCT. RANK	GAMES	SCHEDULE		OF SCHEDULE	RPI	RPI	RPI	RPI
DIV. I ONLY		4-12-0	.25	293	2-8-0		203	181	275	.42371	274
DIV. I NON-CONF.		2-6-0	.25	278	0-2-0		122	185	243	.44704	243
TOTALS		RPI 1-25	RPI 26-50		W-L RECORDS		RPI 51-100		RPI 101-150		RPI 150+
4-12-0	0-0-0	0-1-0		OVERALL		0-2-0		0-3-0		4-6-0	
4-5-0	0-0-0	0-0-0		HOME		0-2-0		0-1-0		4-2-0	
0-6-0	0-0-0	0-1-0		AWAY		0-0-0		0-2-0		0-3-0	
0-1-0	0-0-0	0-0-0		NEUTRAL		0-0-0		0-0-0		0-1-0	
2-6-0	0-0-0	0-1-0		NON-CONFERENCE		0-1-0		0-2-0		2-2-0	
2-3-0	0-0-0	0-0-0		HOME		0-1-0		0-1-0		2-1-0	
0-2-0	0-0-0	0-0-		AWAY		0-0-0		0-1-0		0-0-0	
0-1-0	0-0-0	0-0-0		NEUTRAL		0-0-0		0-0-0		0-1-0	
2-6-0	0-0-0	0-0-0		CONFERENCE		0-1-0		0-1-0		2-4-0	
2-2-0	0-0-0	0-0-0		HOME		0-1-0		0-0-0		2-1-0	
0-4-0	0-0-0	0-0-0		AWAY		0-0-0		0-1-0		0-3-0	
0-0-0	0-0-0	0-0-0		NEUTRAL		0-0-0		0-0-0		0-0-0	
RPI S	Opponent	Score	RPI S	Opponent	Score	RPI S	Opponent	Score	RPI S	Opponent	Score
			50 A	Colorado	0 2	68 H	Iowa	0 4	112 A	Montana	0 2
						86 H	Colorado Col.	2 3	123 A	Utah St.	0 1
									137 H	Portland St.	0 3
									159 H	UNLV	0 1
									175 H	SMU	0 1
									183 A	Boise St.	1 4
									205 H	Northern Colo.	1 0
									223 H	Air Force	1 0
									245 N	Eastern Wash.	0 2
									250 A	San Jose St.	0 3
									255 H	Nevada	1 0
									266 H	Col. of Charleston	1 0
									272 A	Fresno St.	2 4
LAST 10 GAMES											
			272 A	Fresno St.	2 4	183 A	Boise St.	1 4			
			250 A	San Jose St.	0 3	255 H	Nevada	1 0			
			86 H	Colorado Col.	2 3	159 H	UNLV	0 1			
			223 H	Air Force	1 0	245 N	Eastern Wash.	0 2			
			123 A	Utah St.	0 1	112 A	Montana	0 2			

Non-Div. I Games:

Colorado St.

Average RPI Win:		312	WON-LOST RECORD		WINNING PCT. RANK		LAST 10 GAMES		STRENGTH OF SCHEDULE		OPP. STRENGTH OF SCHEDULE		TEAM RPI		ADJ RPI		CONF. RPI		ADJ CONF. RPI	
DIV. I ONLY			5-7-1		.42308 215		4-5-1		303		291		276		.42259 275		26		25	
DIV. I NON-CONF.			3-3-0		.5 153		2-1-0		325		212		283		.40826 281		30		30	
TOTALS		RPI 1-25		RPI 26-50		W-L RECORDS		RPI 51-100		RPI 101-150		RPI 150+								
5-7-1		0-1-0		0-0-0		OVERALL		0-1-0		0-0-0		5-5-1								
3-3-1		0-1-0		0-0-0		HOME		0-0-0		0-0-0		3-2-1								
2-4-0		0-0-0		0-0-0		AWAY		0-1-0		0-0-0		2-3-0								
0-0-0		0-0-0		0-0-0		NEUTRAL		0-0-0		0-0-0		0-0-0								
3-3-0		0-1-0		0-0-0		NON-CONFERENCE		0-1-0		0-0-0		3-1-0								
2-1-0		0-1-0		0-0-0		HOME		0-0-0		0-0-0		2-0-0								
1-2-0		0-0-0		0-0-		AWAY		0-1-0		0-0-0		1-1-0								
0-0-0		0-0-0		0-0-0		NEUTRAL		0-0-0		0-0-0		0-0-0								
2-4-1		0-0-0		0-0-0		CONFERENCE		0-0-0		0-0-0		2-4-1								
1-2-1		0-0-0		0-0-0		HOME		0-0-0		0-0-0		1-2-1								
1-2-0		0-0-0		0-0-0		AWAY		0-0-0		0-0-0		1-2-0								
0-0-0		0-0-0		0-0-0		NEUTRAL		0-0-0		0-0-0		0-0-0								
RPI	S	Opponent		Score		RPI	S	Opponent		Score		RPI	S	Opponent		Score				
22	H	Clemson		0 7								96	A	Charlotte		0 4				
												155	H	High Point		0 1				
												199	H	Coastal Caro.		1 1				
												208	A	Campbell		2 3				
												226	A	Davidson		0 2				
												235	A	Longwood		0 2				
												262	H	Gardner-Webb		0 3				
												282	A	UNC Asheville		5 0				
												304	A	Francis Marion		2 1				
												321	H	Alabama A&M		9 0				
												323	H	Charleston So.		3 2				
												332	H	South Carolina St.		1 0				
LAST 10 GAMES																				
						208	A	Campbell		2	3	155	H	High Point		0	1			
						323	H	Charleston So.		3	2	235	A	Longwood		0	2			
						199	H	Coastal Caro.		1	1	262	H	Gardner-Webb		0	3			
						282	A	UNC Asheville		5	0	332	H	South Carolina St.		1	0			
						304	A	Francis Marion		2	1	96	A	Charlotte		0	4			

<b>Non-Div. I Games:</b>	<b>Brevard</b>	<b>10</b>	<b>1</b>
--------------------------	----------------	-----------	----------

Winthrop

Average RPI Win:	317	WON-LOST RECORD	WINNING PCT. RANK	LAST 10 GAMES	STRENGTH OF SCHEDULE	OPP. STRENGTH OF SCHEDULE	TEAM RPI	ADJ RPI	CONF. RPI	ADJ CONF. RPI		
DIV. I ONLY		6-5-3	.53571	144	3-4-2	315	328	274	.42159	276	28	28
DIV. I NON-CONF.		4-1-2	.71429	56	1-0-1	322	332	248	.44006	251	26	26
<hr/>												
TOTALS	RPI 1-25	RPI 26-50		W-L RECORDS		RPI 51-100		RPI 101-150		RPI 150+		
6-5-3	0-0-0	0-0-0		OVERALL		0-0-0		0-4-0		6-1-3		
2-3-0	0-0-0	0-0-0		HOME		0-0-0		0-3-0		2-0-0		
4-1-3	0-0-0	0-0-0		AWAY		0-0-0		0-1-0		4-0-3		
0-1-0	0-0-0	0-0-0		NEUTRAL		0-0-0		0-0-0		0-1-0		
<hr/>												
4-1-2	0-0-0	0-0-0		NON-CONFERENCE		0-0-0		0-0-0		4-1-2		
0-0-0	0-0-0	0-0-0		HOME		0-0-0		0-0-0		0-0-0		
4-0-2	0-0-0	0-0-		AWAY		0-0-0		0-0-0		4-0-2		
0-1-0	0-0-0	0-0-0		NEUTRAL		0-0-0		0-0-0		0-1-0		
<hr/>												
2-4-1	0-0-0	0-0-0		CONFERENCE		0-0-0		0-4-0		2-0-1		
2-3-0	0-0-0	0-0-0		HOME		0-0-0		0-3-0		2-0-0		
0-1-1	0-0-0	0-0-0		AWAY		0-0-0		0-1-0		0-0-1		
0-0-0	0-0-0	0-0-0		NEUTRAL		0-0-0		0-0-0		0-0-0		
<hr/>												
RPI	S	Opponent	Score	RPI	S	Opponent	Score	RPI	S	Opponent	Score	
										115 H Utah Valley	0	5
										138 H Seattle	0	4
										147 A UMKC	0	6
										147 H UMKC	1	2
										196 N Abilene Christian	1	5
										302 H New Mexico St.	3	1
										308 A Southern U.	2	0
										311 A Texas Southern	0	0
										315 A Jackson St.	1	1
										317 A Prairie View	3	1
										319 A Incarnate Word	2	1
										328 A Grambling	4	0
										330 A Chicago St.	1	1
										330 H Chicago St.	3	0
<hr/>												
LAST 10 GAMES												

Non-Div. I Games: Our Lady Of The Lake 1 0 Huston-Tillotson 2 1 Tex. A&M Int'l 0 0 Tex.-Pan American

Average RPI Win: 250		WON-LOST	WINNING	LAST 10	STRENGTH OF		OPP. STRENGTH	TEAM	ADJ	CONF.	ADJ CONF.
Average RPI Loss: 149		RECORD	PCT. RANK	GAMES	SCHEDULE		OF SCHEDULE	RPI	RPI	RPI	RPI
DIV. I ONLY		4-10-1	.3	275	3-6-1		257	189	279	.42051	277
DIV. I NON-CONF.		1-7-0	.125	312	0-3-0		210	132	293	.39587	291
TOTALS		RPI 1-25	RPI 26-50		W-L RECORDS		RPI 51-100		RPI 101-150		RPI 150+
4-10-1	0-0-0	0-0-0		OVERALL		0-3-0		0-2-0		4-5-1	
2-5-1	0-0-0	0-0-0		HOME		0-3-0		0-0-0		2-2-1	
2-4-0	0-0-0	0-0-0		AWAY		0-0-0		0-2-0		2-2-0	
0-1-0	0-0-0	0-0-0		NEUTRAL		0-0-0		0-0-0		0-1-0	
1-7-0	0-0-0	0-0-0		NON-CONFERENCE		0-3-0		0-2-0		1-2-0	
1-4-0	0-0-0	0-0-0		HOME		0-3-0		0-0-0		1-1-0	
0-2-0	0-0-0	0-0-		AWAY		0-0-0		0-2-0		0-0-0	
0-1-0	0-0-0	0-0-0		NEUTRAL		0-0-0		0-0-0		0-1-0	
3-3-1	0-0-0	0-0-0		CONFERENCE		0-0-0		0-0-0		3-3-1	
1-1-1	0-0-0	0-0-0		HOME		0-0-0		0-0-0		1-1-1	
2-2-0	0-0-0	0-0-0		AWAY		0-0-0		0-0-0		2-2-0	
0-0-0	0-0-0	0-0-0		NEUTRAL		0-0-0		0-0-0		0-0-0	
RPI S	Opponent	Score	RPI S	Opponent	Score	RPI S	Opponent	Score	RPI S	Opponent	Score
						51 H	Alabama	0 5	131 A	Middle Tenn.	0 2
						59 H	Ole Miss	0 2	139 A	Evansville	0 3
						97 H	Samford	1 3	152 H	Lipscomb	0 2
									177 A	Morehead St.	1 2
									182 N	Kennesaw St.	0 1
									188 A	Southeast Mo. St.	1 0
									189 H	Jacksonville St.	0 5
									192 A	SIUE	1 0
									292 H	Eastern Ky.	3 1
									300 H	Tennessee Tech	0 0
									310 A	Eastern Ill.	1 3
									327 H	Chattanooga	5 2
LAST 10 GAMES											
						300 H	Tennessee Tech	0 0	177 A	Morehead St.	1 2
						189 H	Jacksonville St.	0 5	292 H	Eastern Ky.	3 1
						192 A	SIUE	1 0	97 H	Samford	1 3
						188 A	Southeast Mo. St.	1 0	59 H	Ole Miss	0 2
						310 A	Eastern Ill.	1 3	131 A	Middle Tenn.	0 2

Non-Div. I Games:

Austin Peay

Average RPI Win:		192	WON-LOST RECORD		WINNING PCT. RANK		LAST 10 GAMES		STRENGTH OF SCHEDULE		OPP. STRENGTH OF SCHEDULE		TEAM RPI		ADJ RPI		CONF. RPI		ADJ CONF. RPI				
DIV. I ONLY			3-10-2		.26667 290		1-7-2		212		227		277		.42004 278		19		19				
DIV. I NON-CONF.			2-6-1		.27778 273		0-3-1		174		236		254		.43553 253		19		19				
TOTALS		RPI 1-25		RPI 26-50		W-L RECORDS		RPI 51-100		RPI 101-150		RPI 150+											
3-10-2		0-1-0		0-0-0		OVERALL		0-1-0		1-1-0		2-7-2											
3-2-1		0-0-0		0-0-0		HOME		0-0-0		1-1-0		2-1-1											
0-7-1		0-1-0		0-0-0		AWAY		0-0-0		0-0-0		0-6-1											
0-1-0		0-0-0		0-0-0		NEUTRAL		0-1-0		0-0-0		0-0-0											
2-6-1		0-1-0		0-0-0		NON-CONFERENCE		0-1-0		0-1-0		2-3-1											
2-1-1		0-0-0		0-0-0		HOME		0-0-0		0-1-0		2-0-1											
0-4-0		0-1-0		0-0-		AWAY		0-0-0		0-0-0		0-3-0											
0-1-0		0-0-0		0-0-0		NEUTRAL		0-1-0		0-0-0		0-0-0											
1-4-1		0-0-0		0-0-0		CONFERENCE		0-0-0		1-0-0		0-4-1											
1-1-0		0-0-0		0-0-0		HOME		0-0-0		1-0-0		0-1-0											
0-3-1		0-0-0		0-0-0		AWAY		0-0-0		0-0-0		0-3-1											
0-0-0		0-0-0		0-0-0		NEUTRAL		0-0-0		0-0-0		0-0-0											
RPI	S	Opponent		Score		RPI	S	Opponent		Score		RPI	S	Opponent		Score							
23	A	Colgate		1	3							98	N	Syracuse		2	3	121	H	Dartmouth		0	4
																		135	H	UMBC		2	1
																		154	H	Central Conn. St.		3	2
																		173	A	Fairleigh Dickinson		0	3
																		209	A	Fordham		0	1
																		212	A	New Hampshire		0	1
																		227	A	Maine		1	1
																		228	A	Albany (NY)		0	6
																		234	A	Stony Brook		0	1
																		239	H	Siena		1	1
																		257	H	UMass Lowell		0	1
																		288	H	Youngstown St.		3	2
																		312	A	Quinnipiac		0	1
LAST 10 GAMES					LAST 10 GAMES																		
234	A	Stony Brook		0	1	212	A	New Hampshire		0	1												
257	H	UMass Lowell		0	1	121	H	Dartmouth		0	4												
227	A	Maine		1	1	173	A	Fairleigh Dickinson		0	3												
228	A	Albany (NY)		0	6	239	H	Siena		1	1												
135	H	UMBC		2	1	312	A	Quinnipiac		0	1												

**Non-Div. I Games:**

Vermont

Average RPI Win: 279		WON-LOST	WINNING	LAST 10	STRENGTH OF		OPP. STRENGTH	TEAM	ADJ		CONF.	ADJ CONF.	
Average RPI Loss: 177		RECORD	PCT. RANK	GAMES	SCHEDULE		OF SCHEDULE	RPI	RPI		RPI	RPI	
DIV. I ONLY		6-7-3	.46875	184	3-6-1		319	220	278	.41776	279	21	21
DIV. I NON-CONF.		4-4-2	.5	153	1-3-0		320	242	277	.41244	279	20	20
TOTALS		RPI 1-25	RPI 26-50		W-L RECORDS		RPI 51-100		RPI 101-150		RPI 150+		
6-7-3	0-0-0	0-1-0		OVERALL		0-1-0		0-0-0		6-5-3			
3-3-2	0-0-0	0-0-0		HOME		0-0-0		0-0-0		3-3-2			
3-4-1	0-0-0	0-1-0		AWAY		0-1-0		0-0-0		3-2-1			
0-0-0	0-0-0	0-0-0		NEUTRAL		0-0-0		0-0-0		0-0-0			
4-4-2	0-0-0	0-0-0		NON-CONFERENCE		0-1-0		0-0-0		4-3-2			
2-1-2	0-0-0	0-0-0		HOME		0-0-0		0-0-0		2-1-2			
2-3-0	0-0-0	0-0-		AWAY		0-1-0		0-0-0		2-2-0			
0-0-0	0-0-0	0-0-0		NEUTRAL		0-0-0		0-0-0		0-0-0			
2-3-1	0-0-0	0-1-0		CONFERENCE		0-0-0		0-0-0		2-2-1			
1-2-0	0-0-0	0-0-0		HOME		0-0-0		0-0-0		1-2-0			
1-1-1	0-0-0	0-1-0		AWAY		0-0-0		0-0-0		1-0-1			
0-0-0	0-0-0	0-0-0		NEUTRAL		0-0-0		0-0-0		0-0-0			
RPI S	Opponent	Score	RPI S	Opponent	Score	RPI S	Opponent	Score	RPI S	Opponent	Score		
			41 A	FGCU	0 2	100 A	Louisville	0 1	158 H	Jacksonville	0 1		
									170 H	Butler	1 2		
									177 H	Morehead St.	1 1		
									182 H	Kennesaw St.	1 0		
									203 A	Murray St.	1 4		
									264 H	North Florida	1 2		
									271 H	Xavier	1 1		
									290 A	Stetson	4 3		
									291 H	Robert Morris	2 1		
									298 A	IUPUI	1 0		
									304 A	Francis Marion	4 3		
									305 A	IPFW	4 6		
									310 H	Eastern Ill.	4 0		
									324 A	USC Upstate	1 1		
LAST 10 GAMES													
			182 H	Kennesaw St.	1 0	158 H	Jacksonville	0 1					
			100 A	Louisville	0 1	324 A	USC Upstate	1 1					
			290 A	Stetson	4 3	304 A	Francis Marion	4 3					
			41 A	FGCU	0 2	203 A	Murray St.	1 4					
			264 H	North Florida	1 2	170 H	Butler	1 2					

Non-Div. I Games:

Northern Ky.

Average RPI Win:	308	WON-LOST	WINNING	LAST 10	STRENGTH OF	OPP. STRENGTH	TEAM	ADJ	CONF.	ADJ CONF.	
Average RPI Loss:	150	RECORD	PCT. RANK	GAMES	SCHEDULE	OF SCHEDULE	RPI	RPI	RPI	RPI	
DIV. I ONLY	3-12-0	.2	305	1-9-0	155	260	282	.41686	280	10	10
DIV. I NON-CONF.	3-6-0	.33333	251	1-3-0	176	304	249	.44246	247	11	11
<hr/>											
TOTALS	RPI 1-25	RPI 26-50		W-L RECORDS		RPI 51-100		RPI 101-150		RPI 150+	
3-12-0	0-0-0	0-0-0		OVERALL		0-3-0		0-4-0		3-5-0	
3-4-0	0-0-0	0-0-0		HOME		0-1-0		0-2-0		3-1-0	
0-8-0	0-0-0	0-0-0		AWAY		0-2-0		0-2-0		0-4-0	
0-0-0	0-0-0	0-0-0		NEUTRAL		0-0-0		0-0-0		0-0-0	
3-6-0	0-0-0	0-0-0		NON-CONFERENCE		0-2-0		0-2-0		3-2-0	
3-2-0	0-0-0	0-0-0		HOME		0-1-0		0-0-0		3-1-0	
0-4-0	0-0-0	0-0-		AWAY		0-1-0		0-2-0		0-1-0	
0-0-0	0-0-0	0-0-0		NEUTRAL		0-0-0		0-0-0		0-0-0	
0-6-0	0-0-0	0-0-0		CONFERENCE		0-1-0		0-2-0		0-3-0	
0-2-0	0-0-0	0-0-0		HOME		0-0-0		0-2-0		0-0-0	
0-4-0	0-0-0	0-0-0		AWAY		0-1-0		0-0-0		0-3-0	
0-0-0	0-0-0	0-0-0		NEUTRAL		0-0-0		0-0-0		0-0-0	
RPI	S	Opponent	Score	RPI	S	Opponent	Score	RPI	S	Opponent	Score
						66 A Navy	1 4	111 H Holy Cross			0 1
						80 A VCU	0 3	125 A Monmouth			0 1
						88 H Fairfield	0 1	129 H Army			1 2
								135 A UMBC			0 3
								153 A Bucknell			0 3
								200 A Lehigh			0 1
								231 A Lafayette			1 2
								235 H Longwood			1 2
								244 A George Mason			1 2
								294 H Howard			3 0
								314 H Delaware St.			2 0
								316 H Mt. St. Mary's			3 0
				LAST 10 GAMES							
				231 A Lafayette	1 2	135 A UMBC	0 3				
				129 H Army	1 2	200 A Lehigh	0 1				
				153 A Bucknell	0 3	80 A VCU	0 3				
				66 A Navy	1 4	294 H Howard	3 0				
				111 H Holy Cross	0 1	88 H Fairfield	0 1				

Non-Div. I Games:

American



Average RPI Win:	305	WON-LOST RECORD	WINNING PCT. RANK	LAST 10 GAMES	STRENGTH OF SCHEDULE	OPP. STRENGTH OF SCHEDULE	TEAM RPI	ADJ RPI	CONF. RPI	ADJ CONF. RPI					
DIV. I ONLY		4-9-3	.34375	260	3-6-1	289	194	281	.41662	281	18	18			
DIV. I NON-CONF.		3-5-3	.40909	217	2-2-1	292	210	267	.4223	267	18	18			
<hr/>															
TOTALS	RPI 1-25	RPI 26-50		W-L RECORDS		RPI 51-100		RPI 101-150		RPI 150+					
4-9-3	0-0-0	0-0-0		OVERALL		0-3-0		0-2-1		4-4-2					
3-2-0	0-0-0	0-0-0		HOME		0-1-0		0-0-0		3-1-0					
1-6-2	0-0-0	0-0-0		AWAY		0-1-0		0-2-0		1-3-2					
0-1-1	0-0-0	0-0-0		NEUTRAL		0-1-0		0-0-1		0-0-0					
<hr/>															
3-5-3	0-0-0	0-0-0		NON-CONFERENCE		0-2-0		0-1-1		3-2-2					
2-1-0	0-0-0	0-0-0		HOME		0-1-0		0-0-0		2-0-0					
1-3-2	0-0-0	0-0-		AWAY		0-0-0		0-1-0		1-2-2					
0-1-1	0-0-0	0-0-0		NEUTRAL		0-1-0		0-0-1		0-0-0					
<hr/>															
1-4-0	0-0-0	0-0-0		CONFERENCE		0-1-0		0-1-0		1-2-0					
1-1-0	0-0-0	0-0-0		HOME		0-0-0		0-0-0		1-1-0					
0-3-0	0-0-0	0-0-0		AWAY		0-1-0		0-1-0		0-1-0					
0-0-0	0-0-0	0-0-0		NEUTRAL		0-0-0		0-0-0		0-0-0					
<hr/>															
RPI	S	Opponent	Score	RPI	S	Opponent	Score	RPI	S	Opponent	Score				
				60 A Illinois St.				0	4	120 N UNC Greensboro	2	2			
				61 N Hofstra				1	9	127 A UT Martin	0	3			
				83 H Western Ky.				0	1	139 A Evansville	0	2			
										164 A Indiana	0	2			
										170 A Butler	0	1			
										190 A Missouri St.	0	3			
										217 A Belmont	1	1			
										270 H Loyola Chicago	0	2			
										273 H UNI	1	0			
										298 A IUPUI	3	3			
										305 H IPFW	2	0			
										310 A Eastern Ill.	2	0			
										330 H Chicago St.	7	0			
<hr/>															
				LAST 10 GAMES											
				60 A Illinois St.				0	4	270 H Loyola Chicago				0	2
				139 A Evansville				0	2	298 A IUPUI				3	3
				273 H UNI				1	0	83 H Western Ky.				0	1
				190 A Missouri St.				0	3	330 H Chicago St.				7	0
				305 H IPFW				2	0	170 A Butler				0	1

Non-Div. I Games:

Indiana St.

Average RPI Win: 282		WON-LOST	WINNING	LAST 10	STRENGTH OF		OPP. STRENGTH	TEAM	ADJ		CONF.	ADJ CONF.
Average RPI Loss: 225		RECORD	PCT. RANK	GAMES	SCHEDULE		OF SCHEDULE	RPI	RPI		RPI	RPI
DIV. I ONLY		8-7-1	.53125	149	328		308	280	.41588		26	25
DIV. I NON-CONF.		5-3-0	.625	97	332		307	312	.37512		30	30
TOTALS		RPI 1-25	RPI 26-50		W-L RECORDS		RPI 51-100		RPI 101-150		RPI 150+	
8-7-1		0-0-0	0-0-0		OVERALL		0-1-0		0-0-0		8-6-1	
5-4-0		0-0-0	0-0-0		HOME		0-0-0		0-0-0		5-4-0	
3-3-1		0-0-0	0-0-0		AWAY		0-1-0		0-0-0		3-2-1	
0-0-0		0-0-0	0-0-0		NEUTRAL		0-0-0		0-0-0		0-0-0	
5-3-0		0-0-0	0-0-0		NON-CONFERENCE		0-0-0		0-0-0		5-3-0	
2-3-0		0-0-0	0-0-0		HOME		0-0-0		0-0-0		2-3-0	
3-0-0		0-0-0	0-0-		AWAY		0-0-0		0-0-0		3-0-0	
0-0-0		0-0-0	0-0-0		NEUTRAL		0-0-0		0-0-0		0-0-0	
3-4-1		0-0-0	0-0-0		CONFERENCE		0-1-0		0-0-0		3-3-1	
3-1-0		0-0-0	0-0-0		HOME		0-0-0		0-0-0		3-1-0	
0-3-1		0-0-0	0-0-0		AWAY		0-1-0		0-0-0		0-2-1	
0-0-0		0-0-0	0-0-0		NEUTRAL		0-0-0		0-0-0		0-0-0	
RPI S	Opponent	Score	RPI S	Opponent	Score	RPI S	Opponent	Score	RPI S	Opponent	Score	
						89	A Liberty	0 8	155	A High Point	1 2	
									199	H Coastal Caro.	1 0	
									208	H Campbell	1 0	
									214	H Wofford	2 3	
									217	H Belmont	1 2	
									251	H Radford	1 0	
									275	H Winthrop	0 5	
									283	A Presbyterian	2 2	
									292	A Eastern Ky.	2 1	
									301	H Alabama St.	0 1	
									321	A Alabama A&M	3 2	
									323	A Charleston So.	2 3	
									324	A USC Upstate	1 0	
									327	H Chattanooga	2 1	
									332	H South Carolina St.	5 1	
LAST 10 GAMES												
			332	H South Carolina St.	5 1	323	A Charleston So.	2 3				
			199	H Coastal Caro.	1 0	89	A Liberty	0 8				
			155	A High Point	1 2	283	A Presbyterian	2 2				
			251	H Radford	1 0	208	H Campbell	1 0				
			275	H Winthrop	0 5	321	A Alabama A&M	3 2				

Non-Div. I Games: Mars Hill 2 0

UNC Asheville

Average RPI Win:	319	WON-LOST	WINNING	LAST 10	STRENGTH OF	OPP. STRENGTH	TEAM	ADJ	CONF.	ADJ CONF.	
Average RPI Loss:	170	RECORD	PCT. RANK	GAMES	SCHEDULE	OF SCHEDULE	RPI	RPI	RPI	RPI	
DIV. I ONLY	3-7-3	.34615	259	2-5-3	263	317	285	.41533	283	26	25
DIV. I NON-CONF.	3-3-0	.5	153	2-1-0	303	314	262	.42677	262	30	30
<hr/>											
TOTALS	RPI 1-25	RPI 26-50		W-L RECORDS		RPI 51-100		RPI 101-150		RPI 150+	
3-7-3	0-0-0	0-0-0		OVERALL		0-1-0		0-2-0		3-4-3	
2-2-2	0-0-0	0-0-0		HOME		0-0-0		0-1-0		2-1-2	
1-5-1	0-0-0	0-0-0		AWAY		0-1-0		0-1-0		1-3-1	
0-0-0	0-0-0	0-0-0		NEUTRAL		0-0-0		0-0-0		0-0-0	
<hr/>											
3-3-0	0-0-0	0-0-0		NON-CONFERENCE		0-0-0		0-2-0		3-1-0	
2-1-0	0-0-0	0-0-0		HOME		0-0-0		0-1-0		2-0-0	
1-2-0	0-0-0	0-0-		AWAY		0-0-0		0-1-0		1-1-0	
0-0-0	0-0-0	0-0-0		NEUTRAL		0-0-0		0-0-0		0-0-0	
<hr/>											
0-4-3	0-0-0	0-0-0		CONFERENCE		0-1-0		0-0-0		0-3-3	
0-1-2	0-0-0	0-0-0		HOME		0-0-0		0-0-0		0-1-2	
0-3-1	0-0-0	0-0-0		AWAY		0-1-0		0-0-0		0-2-1	
0-0-0	0-0-0	0-0-0		NEUTRAL		0-0-0		0-0-0		0-0-0	
<hr/>											
RPI	S	Opponent	Score	RPI	S	Opponent	Score	RPI	S	Opponent	Score
						89 A Liberty	0 2	105 H Furman	1	4	
								126 A Mercer	1	2	
								199 A Coastal Caro.	0	3	
								208 A Campbell	1	2	
								214 A Wofford	0	3	
								235 A Longwood	3	3	
								251 H Radford	0	1	
								282 H UNC Asheville	2	2	
								301 H Alabama St.	5	1	
								323 H Charleston So.	0	0	
								324 A USC Upstate	1	0	
								332 H South Carolina St.	1	0	
<hr/>											
LAST 10 GAMES											
						235 A Longwood	3 3	282 H UNC Asheville	2	2	
						208 A Campbell	1 2	251 H Radford	0	1	
						199 A Coastal Caro.	0 3	332 H South Carolina St.	1	0	
						89 A Liberty	0 2	126 A Mercer	1	2	
						323 H Charleston So.	0 0	301 H Alabama St.	5	1	

Non-Div. I Games:

Presbyterian

Average RPI Win: 292		WON-LOST	WINNING	LAST 10	STRENGTH OF	OPP. STRENGTH	TEAM	ADJ	CONF.	ADJ CONF.		
Average RPI Loss: 160		RECORD	PCT. RANK	GAMES	SCHEDULE	OF SCHEDULE	RPI	RPI	RPI	RPI		
DIV. I ONLY		2-8-4	.28571	282	1-5-4	256	210	286	.41524	284	25	26
DIV. I NON-CONF.		1-5-1	.21429	289	0-2-1	229	126	281	.41201	280	25	25
<hr/>												
TOTALS		RPI 1-25		RPI 26-50		W-L RECORDS		RPI 51-100		RPI 101-150		RPI 150+
2-8-4		0-0-0		0-0-0		OVERALL		0-3-0		0-0-1		2-5-3
1-4-2		0-0-0		0-0-0		HOME		0-2-0		0-0-0		1-2-2
1-3-2		0-0-0		0-0-0		AWAY		0-1-0		0-0-1		1-2-1
0-1-0		0-0-0		0-0-0		NEUTRAL		0-0-0		0-0-0		0-1-0
<hr/>												
1-5-1		0-0-0		0-0-0		NON-CONFERENCE		0-2-0		0-0-0		1-3-1
0-3-1		0-0-0		0-0-0		HOME		0-1-0		0-0-0		0-2-1
1-1-0		0-0-0		0-0-		AWAY		0-1-0		0-0-0		1-0-0
0-1-0		0-0-0		0-0-0		NEUTRAL		0-0-0		0-0-0		0-1-0
<hr/>												
1-3-3		0-0-0		0-0-0		CONFERENCE		0-1-0		0-0-1		1-2-2
1-1-1		0-0-0		0-0-0		HOME		0-1-0		0-0-0		1-0-1
0-2-2		0-0-0		0-0-0		AWAY		0-0-0		0-0-1		0-2-1
0-0-0		0-0-0		0-0-0		NEUTRAL		0-0-0		0-0-0		0-0-0
<hr/>												
RPI	S	Opponent	Score	RPI	S	Opponent	Score	RPI	S	Opponent	Score	
						66 A Navy	1 2			145 A Rider	2 2	
						74 H Providence	0 1			168 H Cornell	0 1	
						88 H Fairfield	0 4			176 A Manhattan	1 2	
										186 N Delaware	0 1	
										201 H Brown	1 1	
										207 H Seton Hall	0 2	
										239 H Siena	1 1	
										257 A UMass Lowell	2 1	
										286 A Iona	1 1	
										312 A Quinnipiac	1 2	
										326 H Saint Peter's	2 1	

Non-Div. I Games:

Marist

Average RPI Win: 297		WON-LOST	WINNING	LAST 10	STRENGTH OF	OPP. STRENGTH	TEAM	ADJ	CONF.	ADJ CONF.		
Average RPI Loss: 179		RECORD	PCT. RANK	GAMES	SCHEDULE	OF SCHEDULE	RPI	RPI	RPI	RPI		
DIV. I ONLY		3-12-1	.21875	299	2-7-1	166	292	287	.41479	285	24	24
DIV. I NON-CONF.		2-5-0	.28571	270	1-0-0	132	297	250	.44172	249	24	24
<hr/>												
TOTALS		RPI 1-25		RPI 26-50		W-L RECORDS		RPI 51-100		RPI 101-150		RPI 150+
3-12-1		0-0-0		0-0-0		OVERALL		0-2-0		0-2-0		3-8-1
1-4-1		0-0-0		0-0-0		HOME		0-1-0		0-0-0		1-3-1
2-8-0		0-0-0		0-0-0		AWAY		0-1-0		0-2-0		2-5-0
0-0-0		0-0-0		0-0-0		NEUTRAL		0-0-0		0-0-0		0-0-0
2-5-0		0-0-0		0-0-0		NON-CONFERENCE		0-1-0		0-2-0		2-2-0
1-2-0		0-0-0		0-0-0		HOME		0-0-0		0-0-0		1-2-0
1-3-0		0-0-0		0-0-		AWAY		0-1-0		0-2-0		1-0-0
0-0-0		0-0-0		0-0-0		NEUTRAL		0-0-0		0-0-0		0-0-0
1-7-1		0-0-0		0-0-0		CONFERENCE		0-1-0		0-0-0		1-6-1
0-2-1		0-0-0		0-0-0		HOME		0-1-0		0-0-0		0-1-1
1-5-0		0-0-0		0-0-0		AWAY		0-0-0		0-0-0		1-5-0
0-0-0		0-0-0		0-0-0		NEUTRAL		0-0-0		0-0-0		0-0-0
RPI	S	Opponent	Score	RPI	S	Opponent	Score	RPI	S	Opponent	Score	
						72 H Stephen F. Austin	0 4			109 A Texas St.	0 3	
						78 A Baylor	0 5			114 A LSU	2 6	
										167 H Southeastern La.	2 3	
										194 H UALR	0 1	
										196 A Abilene Christian	0 3	
										215 A Sam Houston St.	1 4	
										230 H La.-Monroe	0 3	
										237 H Houston Baptist	1 1	
										248 A Lamar	1 4	
										258 A McNeese St.	1 2	
										260 A Nicholls St.	2 1	
										265 A Central Ark.	0 2	
										315 H Jackson St.	6 0	
										317 A Prairie View	4 0	
LAST 10 GAMES												
						167 H Southeastern La.	2 3			265 A Central Ark.	0 2	
						260 A Nicholls St.	2 1			237 H Houston Baptist	1 1	
						258 A McNeese St.	1 2			72 H Stephen F. Austin	0 4	
						196 A Abilene Christian	0 3			248 A Lamar	1 4	
						215 A Sam Houston St.	1 4			315 H Jackson St.	6 0	

Non-Div. I Games: Louisiana Col. 9 1

Northwestern St.

Average RPI Win: 263		WON-LOST RECORD	WINNING PCT. RANK	LAST 10 GAMES	STRENGTH OF SCHEDULE	OPP. STRENGTH OF SCHEDULE	TEAM RPI	ADJ RPI		CONF. RPI	ADJ CONF. RPI	
Average RPI Loss: 227												
DIV. I ONLY		6-8-3	.44118 201	3-4-3	313	286	283	.41312	286	25	26	
DIV. I NON-CONF.		4-5-0	.44444 195	1-1-0	295	289	268	.41915	273	25	25	
<hr/>												
TOTALS		RPI 1-25		RPI 26-50		W-L RECORDS		RPI 51-100		RPI 101-150		RPI 150+
6-8-3		0-0-0		0-0-0		OVERALL		0-0-0		0-2-1		6-6-2
3-3-2		0-0-0		0-0-0		HOME		0-0-0		0-1-1		3-2-1
3-5-1		0-0-0		0-0-0		AWAY		0-0-0		0-1-0		3-4-1
0-0-0		0-0-0		0-0-0		NEUTRAL		0-0-0		0-0-0		0-0-0
<hr/>												
4-5-0		0-0-0		0-0-0		NON-CONFERENCE		0-0-0		0-1-0		4-4-0
2-2-0		0-0-0		0-0-0		HOME		0-0-0		0-0-0		2-2-0
2-3-0		0-0-0		0-0-		AWAY		0-0-0		0-1-0		2-2-0
0-0-0		0-0-0		0-0-0		NEUTRAL		0-0-0		0-0-0		0-0-0
<hr/>												
2-3-3		0-0-0		0-0-0		CONFERENCE		0-0-0		0-1-1		2-2-2
1-1-2		0-0-0		0-0-0		HOME		0-0-0		0-1-1		1-0-1
1-2-1		0-0-0		0-0-0		AWAY		0-0-0		0-0-0		1-2-1
0-0-0		0-0-0		0-0-0		NEUTRAL		0-0-0		0-0-0		0-0-0
<hr/>												
RPI S	Opponent	Score	RPI S	Opponent	Score	RPI S	Opponent	Score	RPI S	Opponent	Score	
									117 A	Hartford	1 5	
									130 H	Niagara	2 2	
									145 H	Rider	0 2	
									176 H	Manhattan	1 0	
									209 H	Fordham	0 1	
									228 A	Albany (NY)	4 2	
									233 H	Sacred Heart	1 0	
									238 A	Wagner	0 1	
									239 A	Siena	1 2	
									259 A	Binghamton	0 5	
									284 H	Marist	1 1	
									289 H	Bryant	1 2	
									303 A	LIU Brooklyn	3 0	
									312 A	Quinnipiac	1 1	
									313 H	NJIT	2 1	
									320 A	Canisius	0 1	
									326 A	Saint Peter's	7 1	
<hr/>												
LAST 10 GAMES												
						130 H	Niagara	2 2	176 H	Manhattan	1 0	
						326 A	Saint Peter's	7 1	239 A	Siena	1 2	
						320 A	Canisius	0 1	312 A	Quinnipiac	1 1	
						284 H	Marist	1 1	313 H	NJIT	2 1	
						145 H	Rider	0 2	117 A	Hartford	1 5	

Non-Div. I Games:

Iona

Average RPI Win: 244		WON-LOST	WINNING	LAST 10	STRENGTH OF		OPP. STRENGTH	TEAM	ADJ		CONF.	ADJ CONF.
Average RPI Loss: 155		RECORD	PCT. RANK	GAMES	SCHEDULE		OF SCHEDULE	RPI	RPI		RPI	RPI
DIV. I ONLY		2-13-1	.15625	320	2-8-0		110	304	284		.41275	287
DIV. I NON-CONF.		1-8-1	.15	308	1-3-0		129	282	282		.40824	282
TOTALS		RPI 1-25	RPI 26-50		W-L RECORDS		RPI 51-100		RPI 101-150		RPI 150+	
2-13-1		0-0-0	0-1-0		OVERALL		0-1-0		0-6-0		2-5-1	
0-4-1		0-0-0	0-0-0		HOME		0-0-0		0-2-0		0-2-1	
2-9-0		0-0-0	0-1-0		AWAY		0-1-0		0-4-0		2-3-0	
0-0-0		0-0-0	0-0-0		NEUTRAL		0-0-0		0-0-0		0-0-0	
1-8-1		0-0-0	0-1-0		NON-CONFERENCE		0-1-0		0-1-0		1-5-1	
0-2-1		0-0-0	0-0-0		HOME		0-0-0		0-0-0		0-2-1	
1-6-0		0-0-0	0-0-		AWAY		0-1-0		0-1-0		1-3-0	
0-0-0		0-0-0	0-0-0		NEUTRAL		0-0-0		0-0-0		0-0-0	
1-5-0		0-0-0	0-0-0		CONFERENCE		0-0-0		0-5-0		1-0-0	
0-2-0		0-0-0	0-0-0		HOME		0-0-0		0-2-0		0-0-0	
1-3-0		0-0-0	0-0-0		AWAY		0-0-0		0-3-0		1-0-0	
0-0-0		0-0-0	0-0-0		NEUTRAL		0-0-0		0-0-0		0-0-0	
RPI S	Opponent	Score	RPI S	Opponent	Score	RPI S	Opponent	Score	RPI S	Opponent	Score	
			41 A	FGCU	0 3	90 A	Long Beach St.	0 2	115 A	Utah Valley	1 2	
									115 H	Utah Valley	1 2	
									138 A	Seattle	1 5	
									138 H	Seattle	3 6	
									140 A	UC Riverside	0 4	
									147 A	UMKC	0 4	
									157 A	Fla. Atlantic	2 1	
									166 H	Gonzaga	1 2	
									179 A	UC Santa Barbara	0 2	
									210 A	Southern Utah	0 5	
									245 H	Eastern Wash.	0 3	
									273 H	UNI	1 1	
									297 A	Sacramento St.	1 2	
									330 A	Chicago St.	3 1	
LAST 10 GAMES												
			147 A	UMKC	0 4	115 H	Utah Valley	1 2				
			330 A	Chicago St.	3 1	41 A	FGCU	0 3				
			138 A	Seattle	1 5	157 A	Fla. Atlantic	2 1				
			115 A	Utah Valley	1 2	179 A	UC Santa Barbara	0 2				
			138 H	Seattle	3 6	140 A	UC Riverside	0 4				

Non-Div. I Games:

Bakersfield

Average RPI Win: 272		WON-LOST	WINNING	LAST 10	STRENGTH OF		OPP. STRENGTH	TEAM	ADJ		CONF.	ADJ CONF.	
Average RPI Loss: 225		RECORD	PCT. RANK	GAMES	SCHEDULE		OF SCHEDULE	RPI	RPI		RPI	RPI	
DIV. I ONLY		4-6-2	.41667	218	2-4-2		314	258	288	.41136	288	27	27
DIV. I NON-CONF.		2-4-1	.35714	242	0-2-1		326	200	315	.37161	314	28	28
TOTALS		RPI 1-25	RPI 26-50		W-L RECORDS		RPI 51-100		RPI 101-150		RPI 150+		
4-6-2		0-0-0	0-0-0		OVERALL		0-0-0		0-0-1		4-6-1		
3-0-2		0-0-0	0-0-0		HOME		0-0-0		0-0-1		3-0-1		
1-5-0		0-0-0	0-0-0		AWAY		0-0-0		0-0-0		1-5-0		
0-1-0		0-0-0	0-0-0		NEUTRAL		0-0-0		0-0-0		0-1-0		
2-4-1		0-0-0	0-0-0		NON-CONFERENCE		0-0-0		0-0-1		2-4-0		
1-0-1		0-0-0	0-0-0		HOME		0-0-0		0-0-1		1-0-0		
1-3-0		0-0-0	0-0-		AWAY		0-0-0		0-0-0		1-3-0		
0-1-0		0-0-0	0-0-0		NEUTRAL		0-0-0		0-0-0		0-1-0		
2-2-1		0-0-0	0-0-0		CONFERENCE		0-0-0		0-0-0		2-2-1		
2-0-1		0-0-0	0-0-0		HOME		0-0-0		0-0-0		2-0-1		
0-2-0		0-0-0	0-0-0		AWAY		0-0-0		0-0-0		0-2-0		
0-0-0		0-0-0	0-0-0		NEUTRAL		0-0-0		0-0-0		0-0-0		
RPI S	Opponent	Score	RPI S	Opponent	Score	RPI S	Opponent	Score	RPI S	Opponent	Score		
									108 H	Purdue	1	1	
									174 A	Valparaiso	0	1	
									198 A	Duquesne	0	3	
									212 N	New Hampshire	0	1	
									213 H	Milwaukee	3	2	
									242 A	Detroit	0	1	
									246 A	Akron	0	1	
									256 H	Wright St.	1	1	
									267 H	Oakland	1	0	
									278 A	Vermont	2	3	
									291 A	Robert Morris	3	1	
									318 H	VMI	2	0	
LAST 10 GAMES													
									174 A	Valparaiso	0	1	
									246 A	Akron	0	1	
									198 A	Duquesne	0	3	
									108 H	Purdue	1	1	
									291 A	Robert Morris	3	1	
									318 H	VMI	2	0	

Non-Div. I Games: Malone 5 0 Tiffin 2 0

Youngstown St.



Average RPI Win:	269	WON-LOST RECORD	WINNING PCT. RANK	LAST 10 GAMES	STRENGTH OF SCHEDULE	OPP. STRENGTH OF SCHEDULE	TEAM RPI	ADJ RPI	CONF. RPI	ADJ CONF. RPI			
Average RPI Loss:	176												
DIV. I ONLY		3-12-1	.21875	299	1-8-1	215	249	291	.40857	289	29	29	
DIV. I NON-CONF.		2-9-0	.18182	297	0-5-0	161	199	273	.41943	270	27	27	
<hr/>													
TOTALS	RPI 1-25	RPI 26-50		W-L RECORDS		RPI 51-100		RPI 101-150		RPI 150+			
3-12-1	0-0-0	0-1-0		OVERALL		0-1-0		0-2-0		3-8-1			
1-6-0	0-0-0	0-0-0		HOME		0-0-0		0-2-0		1-4-0			
2-6-1	0-0-0	0-1-0		AWAY		0-1-0		0-0-0		2-4-1			
0-0-0	0-0-0	0-0-0		NEUTRAL		0-0-0		0-0-0		0-0-0			
2-9-0	0-0-0	0-1-0		NON-CONFERENCE		0-1-0		0-2-0		2-5-0			
0-5-0	0-0-0	0-0-0		HOME		0-0-0		0-2-0		0-3-0			
2-4-0	0-0-0	0-0-		AWAY		0-1-0		0-0-0		2-2-0			
0-0-0	0-0-0	0-0-0		NEUTRAL		0-0-0		0-0-0		0-0-0			
1-3-1	0-0-0	0-0-0		CONFERENCE		0-0-0		0-0-0		1-3-1			
1-1-0	0-0-0	0-0-0		HOME		0-0-0		0-0-0		1-1-0			
0-2-1	0-0-0	0-0-0		AWAY		0-0-0		0-0-0		0-2-1			
0-0-0	0-0-0	0-0-0		NEUTRAL		0-0-0		0-0-0		0-0-0			
RPI	S	Opponent	Score	RPI	S	Opponent	Score	RPI	S	Opponent	Score		
				50	A	Colorado	0 2	55	A	Rhode Island	1 2		
										111	H	Holy Cross	1 2
										117	H	Hartford	0 1
										173	H	Fairleigh Dickinson	0 1
										191	H	Massachusetts	0 1
										201	H	Brown	1 3
										205	A	Northern Colo.	2 3
										212	A	New Hampshire	0 1
										227	A	Maine	1 0
										233	A	Sacred Heart	0 1
										238	A	Wagner	0 0
										246	H	Akron	2 3
										286	A	Iona	2 1
										293	H	Saint Francis (PA)	1 0
										316	A	Mt. St. Mary's	1 2
LAST 10 GAMES													
				173	H	Fairleigh Dickinson	0 1	201	H	Brown	1 3		
				316	A	Mt. St. Mary's	1 2	205	A	Northern Colo.	2 3		
				238	A	Wagner	0 0	50	A	Colorado	0 2		
				293	H	Saint Francis (PA)	1 0	246	H	Akron	2 3		
				233	A	Sacred Heart	0 1	212	A	New Hampshire	0 1		

Non-Div. I Games:

Bryant

# Stetson

# Stetsson

Average RPI Win:	284	WON-LOST	WINNING	LAST 10	STRENGTH OF	OPP. STRENGTH	TEAM	ADJ	CONF.	ADJ CONF.		
Average RPI Loss:	209	RECORD	PCT. RANK	GAMES	SCHEDULE	OF SCHEDULE	RPI	RPI	RPI	RPI		
DIV. I ONLY	4-10-2	.3125	274	3-6-1	254	306	289	.40733	291	29	29	
DIV. I NON-CONF.	2-8-1	.22727	285	1-4-0	238	302	297	.38758	301	27	27	
<hr/>												
TOTALS	RPI 1-25	RPI 26-50		W-L RECORDS		RPI 51-100		RPI 101-150		RPI 150+		
4-10-2	0-0-0	0-0-0		OVERALL		0-0-0		0-3-0		4-7-2		
1-4-2	0-0-0	0-0-0		HOME		0-0-0		0-1-0		1-3-2		
2-5-0	0-0-0	0-0-0		AWAY		0-0-0		0-2-0		2-3-0		
1-1-0	0-0-0	0-0-0		NEUTRAL		0-0-0		0-0-0		1-1-0		
<hr/>												
2-8-1	0-0-0	0-0-0		NON-CONFERENCE		0-0-0		0-3-0		2-5-1		
0-3-1	0-0-0	0-0-0		HOME		0-0-0		0-1-0		0-2-1		
1-4-0	0-0-0	0-0-		AWAY		0-0-0		0-2-0		1-2-0		
1-1-0	0-0-0	0-0-0		NEUTRAL		0-0-0		0-0-0		1-1-0		
<hr/>												
2-2-1	0-0-0	0-0-0		CONFERENCE		0-0-0		0-0-0		2-2-1		
1-1-1	0-0-0	0-0-0		HOME		0-0-0		0-0-0		1-1-1		
1-1-0	0-0-0	0-0-0		AWAY		0-0-0		0-0-0		1-1-0		
0-0-0	0-0-0	0-0-0		NEUTRAL		0-0-0		0-0-0		0-0-0		
<hr/>												
RPI	S	Opponent	Score	RPI	S	Opponent	Score	RPI	S	Opponent	Score	
								130	A	Niagara	0	1
								135	H	UMBC	0	1
								149	A	Pittsburgh	1	3
								153	A	Bucknell	0	1
								154	H	Central Conn. St.	1	1
								173	A	Fairleigh Dickinson	1	2
								198	N	Duquesne	3	2
								238	H	Wagner	0	1
								240	H	St. Bonaventure	0	0
								246	N	Akron	1	2
								279	A	Northern Ky.	1	2
								288	H	Youngstown St.	1	3
								294	H	Howard	1	2
								303	H	LIU Brooklyn	1	0
								316	A	Mt. St. Mary's	5	1
								320	A	Canisius	1	0
<hr/>												
LAST 10 GAMES												
316 A Mt. St. Mary's				5	1	135 H UMBC				0	1	
303 H LIU Brooklyn				1	0	294 H Howard				1	2	
173 A Fairleigh Dickinson				1	2	320 A Canisius				1	0	
238 H Wagner				0	1	130 A Niagara				0	1	
154 H Central Conn. St.				1	1	279 A Northern Ky.				1	2	

Non-Div. I Games:

Robert Morris

Average RPI Win: 280		WON-LOST	WINNING	LAST 10	STRENGTH OF		OPP. STRENGTH	TEAM	ADJ		CONF.	ADJ CONF.	
Average RPI Loss: 186		RECORD	PCT. RANK	GAMES	SCHEDULE		OF SCHEDULE	RPI	RPI		RPI	RPI	
DIV. I ONLY		3-13-1	.20588	304	1-8-1		191	283	295		.40466	292	
DIV. I NON-CONF.		2-7-0	.22222	286	0-2-0		177	288	275		.41518	275	
TOTALS		RPI 1-25	RPI 26-50		W-L RECORDS		RPI 51-100		RPI 101-150		RPI 150+		
3-13-1		0-0-0	0-0-0		OVERALL		0-0-0		0-5-0		3-8-1		
2-4-0		0-0-0	0-0-0		HOME		0-0-0		0-1-0		2-3-0		
1-9-1		0-0-0	0-0-0		AWAY		0-0-0		0-4-0		1-5-1		
0-0-0		0-0-0	0-0-0		NEUTRAL		0-0-0		0-0-0		0-0-0		
2-7-0		0-0-0	0-0-0		NON-CONFERENCE		0-0-0		0-4-0		2-3-0		
1-2-0		0-0-0	0-0-0		HOME		0-0-0		0-1-0		1-1-0		
1-5-0		0-0-0	0-0-		AWAY		0-0-0		0-3-0		1-2-0		
0-0-0		0-0-0	0-0-0		NEUTRAL		0-0-0		0-0-0		0-0-0		
1-6-1		0-0-0	0-0-0		CONFERENCE		0-0-0		0-1-0		1-5-1		
1-2-0		0-0-0	0-0-0		HOME		0-0-0		0-0-0		1-2-0		
0-4-1		0-0-0	0-0-0		AWAY		0-0-0		0-1-0		0-3-1		
0-0-0		0-0-0	0-0-0		NEUTRAL		0-0-0		0-0-0		0-0-0		
RPI S	Opponent	Score	RPI S	Opponent	Score	RPI S	Opponent	Score	RPI S	Opponent	Score		
									101 A	Cincinnati	0	9	
									116 H	Marshall	1	3	
									127 A	UT Martin	0	4	
									139 A	Evansville	0	1	
									148 A	Kent St.	0	3	
									188 A	Southeast Mo. St.	0	1	
									189 H	Jacksonville St.	1	2	
									192 H	SIUE	1	3	
									203 A	Murray St.	0	2	
									216 A	Cleveland St.	0	4	
									217 A	Belmont	0	0	
									218 A	Western Caro.	1	0	
									236 A	Ohio	0	2	
									277 A	Austin Peay	1	3	
									282 H	UNC Asheville	1	2	
									300 H	Tennessee Tech	2	1	
									321 H	Alabama A&M	7	0	
LAST 10 GAMES													
						192 H	SIUE	1	3	300 H	Tennessee Tech	2	1
						188 A	Southeast Mo. St.	0	1	217 A	Belmont	0	0
						203 A	Murray St.	0	2	277 A	Austin Peay	1	3
						127 A	UT Martin	0	4	148 A	Kent St.	0	3
						189 H	Jacksonville St.	1	2	216 A	Cleveland St.	0	4

Non-Div. I Games:

Eastern Ky.

Average RPI Win:	196	WON-LOST	WINNING	LAST 10	STRENGTH OF	OPP. STRENGTH	TEAM	ADJ	CONF.	ADJ CONF.	
Average RPI Loss:	193	RECORD	PCT. RANK	GAMES	SCHEDULE	OF SCHEDULE	RPI	RPI	RPI	RPI	
DIV. I ONLY	2-10-4	.25	293	2-4-4	249	224	294	.40351	293	29	29
DIV. I NON-CONF.	0-9-2	.09091	317	0-3-2	223	191	311	.37463	312	27	27
<hr/>											
TOTALS	RPI 1-25	RPI 26-50		W-L RECORDS		RPI 51-100		RPI 101-150		RPI 150+	
2-10-4	0-0-0	0-0-0		OVERALL		0-1-0		0-2-0		2-7-4	
2-4-2	0-0-0	0-0-0		HOME		0-0-0		0-0-0		2-4-2	
0-5-2	0-0-0	0-0-0		AWAY		0-1-0		0-1-0		0-3-2	
0-1-0	0-0-0	0-0-0		NEUTRAL		0-0-0		0-1-0		0-0-0	
<hr/>											
0-9-2	0-0-0	0-0-0		NON-CONFERENCE		0-1-0		0-2-0		0-6-2	
0-4-1	0-0-0	0-0-0		HOME		0-0-0		0-0-0		0-4-1	
0-4-1	0-0-0	0-0-		AWAY		0-1-0		0-1-0		0-2-1	
0-1-0	0-0-0	0-0-0		NEUTRAL		0-0-0		0-1-0		0-0-0	
<hr/>											
2-1-2	0-0-0	0-0-0		CONFERENCE		0-0-0		0-0-0		2-1-2	
2-0-1	0-0-0	0-0-0		HOME		0-0-0		0-0-0		2-0-1	
0-1-1	0-0-0	0-0-0		AWAY		0-0-0		0-0-0		0-1-1	
0-0-0	0-0-0	0-0-0		NEUTRAL		0-0-0		0-0-0		0-0-0	
<hr/>											
RPI S	Opponent	Score	RPI S	Opponent	Score	RPI S	Opponent	Score	RPI S	Opponent	Score
						95 A	St. John's (NY)	0 3			
						101 A	Cincinnati	0 5			
						148 N	Kent St.	0 1			
						153 H	Bucknell	1 1			
						154 H	Central Conn. St.	1 0			
						159 A	UNLV	0 3			
						160 A	Penn	1 1			
						186 H	Delaware	0 1			
						198 H	Duquesne	0 2			
						233 A	Sacred Heart	2 2			
						235 H	Longwood	1 3			
						238 H	Wagner	1 0			
						256 A	Wright St.	1 2			
						267 H	Oakland	1 4			
						289 A	Bryant	0 1			
303 H	LIU Brooklyn	1 1									
<hr/>											
			LAST 10 GAMES								
			303 H LIU Brooklyn			1 1	153 H Bucknell			1 1	
			233 A Sacred Heart			2 2	267 H Oakland			1 4	
			289 A Bryant			0 1	198 H Duquesne			0 2	
			154 H Central Conn. St.			1 0	235 H Longwood			1 3	
			238 H Wagner			1 0	160 A Penn			1 1	

Non-Div. I Games:

Saint Francis (PA)

Average RPI Win: 268		WON-LOST	WINNING	LAST 10	STRENGTH OF		OPP. STRENGTH	TEAM	ADJ		CONF.	ADJ CONF.	
Average RPI Loss: 213		RECORD	PCT. RANK	GAMES	SCHEDULE		OF SCHEDULE	RPI	RPI		RPI	RPI	
DIV. I ONLY		4-9-2	.33333	266	2-6-2		299	270	297	.40199	294	30	30
DIV. I NON-CONF.		2-9-0	.18182	297	0-6-0		306	248	318	.34977	318	29	29
TOTALS		RPI 1-25	RPI 26-50		W-L RECORDS		RPI 51-100		RPI 101-150		RPI 150+		
4-9-2		0-0-0	0-0-0		OVERALL		0-0-0		0-1-0		4-8-2		
3-1-1		0-0-0	0-0-0		HOME		0-0-0		0-0-0		3-1-1		
1-7-1		0-0-0	0-0-0		AWAY		0-0-0		0-1-0		1-6-1		
0-1-0		0-0-0	0-0-0		NEUTRAL		0-0-0		0-0-0		0-1-0		
2-9-0		0-0-0	0-0-0		NON-CONFERENCE		0-0-0		0-1-0		2-8-0		
2-1-0		0-0-0	0-0-0		HOME		0-0-0		0-0-0		2-1-0		
0-7-0		0-0-0	0-0-		AWAY		0-0-0		0-1-0		0-6-0		
0-1-0		0-0-0	0-0-0		NEUTRAL		0-0-0		0-0-0		0-1-0		
2-0-2		0-0-0	0-0-0		CONFERENCE		0-0-0		0-0-0		2-0-2		
1-0-1		0-0-0	0-0-0		HOME		0-0-0		0-0-0		1-0-1		
1-0-1		0-0-0	0-0-0		AWAY		0-0-0		0-0-0		1-0-1		
0-0-0		0-0-0	0-0-0		NEUTRAL		0-0-0		0-0-0		0-0-0		
RPI S	Opponent	Score	RPI S	Opponent	Score	RPI S	Opponent	Score	RPI S	Opponent	Score		
									123 A	Utah St.	0	3	
									172 H	Creighton	1	2	
									184 A	Denver	3	2	
									190 A	Missouri St.	1	2	
									205 A	Northern Colo.	1	4	
									220 A	Saint Louis	2	4	
									232 A	Drake	1	2	
									241 A	South Dakota	0	0	
									243 A	Northern Ill.	0	1	
									261 H	North Dakota St.	1	1	
									263 A	Weber St.	1	3	
									266 N	Col. of Charleston	0	1	
									268 H	South Dakota St.	2	0	
									302 H	New Mexico St.	6	2	
									319 H	Incarnate Word	2	0	
LAST 10 GAMES													
						268 H	South Dakota St.	2	0	220 A	Saint Louis	2	4
						232 A	Drake	1	2	190 A	Missouri St.	1	2
						261 H	North Dakota St.	1	1	172 H	Creighton	1	2
						184 A	Denver	3	2	205 A	Northern Colo.	1	4
						241 A	South Dakota	0	0	266 N	Col. of Charleston	0	1

Non-Div. I Games:

Omaha

Average RPI Win:		314	WON-LOST RECORD		WINNING PCT. RANK		LAST 10 GAMES		STRENGTH OF SCHEDULE		OPP. STRENGTH OF SCHEDULE		TEAM RPI		ADJ RPI		CONF. RPI		ADJ CONF. RPI	
Average RPI Loss:		237																		
DIV. I ONLY			8-8-1		.5 162		8-2-0		324		322		292		.40199 294		32		31	
DIV. I NON-CONF.			1-7-1		.16667 300		1-1-0		305		286		320		.34138 321		31		31	
TOTALS		RPI 1-25		RPI 26-50		W-L RECORDS		RPI 51-100		RPI 101-150		RPI 150+								
8-8-1		0-0-0		0-0-0		OVERALL		0-0-0		0-2-0		8-6-1								
2-4-1		0-0-0		0-0-0		HOME		0-0-0		0-2-0		2-2-1								
6-4-0		0-0-0		0-0-0		AWAY		0-0-0		0-0-0		6-4-0								
0-0-0		0-0-0		0-0-0		NEUTRAL		0-0-0		0-0-0		0-0-0								
1-7-1		0-0-0		0-0-0		NON-CONFERENCE		0-0-0		0-2-0		1-5-1								
0-4-1		0-0-0		0-0-0		HOME		0-0-0		0-2-0		0-2-1								
1-3-0		0-0-0		0-0-		AWAY		0-0-0		0-0-0		1-3-0								
0-0-0		0-0-0		0-0-0		NEUTRAL		0-0-0		0-0-0		0-0-0								
7-1-0		0-0-0		0-0-0		CONFERENCE		0-0-0		0-0-0		7-1-0								
2-0-0		0-0-0		0-0-0		HOME		0-0-0		0-0-0		2-0-0								
5-1-0		0-0-0		0-0-0		AWAY		0-0-0		0-0-0		5-1-0								
0-0-0		0-0-0		0-0-0		NEUTRAL		0-0-0		0-0-0		0-0-0								
RPI	S	Opponent		Score	RPI	S	Opponent		Score	RPI	S	Opponent		Score	RPI	S	Opponent		Score	

Non-Div. I Games:

Howard

Average RPI Win:	316	WON-LOST RECORD	WINNING PCT. RANK	LAST 10 GAMES	STRENGTH OF SCHEDULE	OPP. STRENGTH OF SCHEDULE	TEAM RPI	ADJ RPI	CONF. RPI	ADJ CONF. RPI		
DIV. I ONLY		2-12-1	.16667	316	0-9-1	198	179	298	.40167	296	7	7
DIV. I NON-CONF.		2-7-1	.25	278	0-4-1	270	218	294	.39269	295	7	7
<hr/>												
TOTALS	RPI 1-25	RPI 26-50		W-L RECORDS		RPI 51-100		RPI 101-150		RPI 150+		
2-12-1	0-2-0	0-0-0		OVERALL		0-2-0		0-3-0		2-5-1		
2-6-0	0-1-0	0-0-0		HOME		0-0-0		0-2-0		2-3-0		
0-6-1	0-1-0	0-0-0		AWAY		0-2-0		0-1-0		0-2-1		
0-0-0	0-0-0	0-0-0		NEUTRAL		0-0-0		0-0-0		0-0-0		
2-7-1	0-1-0	0-0-0		NON-CONFERENCE		0-1-0		0-1-0		2-4-1		
2-4-0	0-0-0	0-0-0		HOME		0-0-0		0-1-0		2-3-0		
0-3-1	0-1-0	0-0-		AWAY		0-1-0		0-0-0		0-1-1		
0-0-0	0-0-0	0-0-0		NEUTRAL		0-0-0		0-0-0		0-0-0		
0-5-0	0-1-0	0-0-0		CONFERENCE		0-1-0		0-2-0		0-1-0		
0-2-0	0-1-0	0-0-0		HOME		0-0-0		0-1-0		0-0-0		
0-3-0	0-0-0	0-0-0		AWAY		0-1-0		0-1-0		0-1-0		
0-0-0	0-0-0	0-0-0		NEUTRAL		0-0-0		0-0-0		0-0-0		
RPI	S	Opponent	Score	RPI	S	Opponent	Score	RPI	S	Opponent	Score	
15	H	Pepperdine	0 5					122	A	Portland	0 3	
19	A	California	0 3					134	H	Loyola Marymount	1 3	
								144	H	Saint Joseph's	1 4	
								156	H	FIU	0 1	
								166	A	Gonzaga	0 1	
								179	H	UC Santa Barbara	1 6	
								250	H	San Jose St.	0 4	
								269	A	UC Davis	0 0	
								297	A	Sacramento St.	0 1	
								312	H	Quinnipiac	1 0	
								320	H	Canisius	2 1	
				LAST 10 GAMES								
				57	A	Santa Clara	0 2	269	A	UC Davis	0 0	
				15	H	Pepperdine	0 5	179	H	UC Santa Barbara	1 6	
				134	H	Loyola Marymount	1 3	19	A	California	0 3	
				166	A	Gonzaga	0 1	52	A	Southern California	0 3	
				122	A	Portland	0 3	250	H	San Jose St.	0 4	

**Non-Div. I Games:**

Pacific



Average RPI Win:	281	WON-LOST RECORD	WINNING PCT. RANK	LAST 10 GAMES	STRENGTH OF SCHEDULE	OPP. STRENGTH OF SCHEDULE	TEAM RPI	ADJ RPI	CONF. RPI	ADJ CONF. RPI	
Average RPI Loss:	210										
DIV. I ONLY	7-9-0	.4375	203	4-6-0	325	248	296	.4012	297	22	22
DIV. I NON-CONF.	4-4-0	.5	153	1-1-0	330	223	309	.37602	309	22	22
<hr/>											
TOTALS	RPI 1-25	RPI 26-50		W-L RECORDS	RPI 51-100		RPI 101-150		RPI 150+		
7-9-0	0-0-0	0-0-0		OVERALL	0-0-0		0-2-0		7-7-0		
4-6-0	0-0-0	0-0-0		HOME	0-0-0		0-1-0		4-5-0		
3-3-0	0-0-0	0-0-0		AWAY	0-0-0		0-1-0		3-2-0		
0-0-0	0-0-0	0-0-0		NEUTRAL	0-0-0		0-0-0		0-0-0		
<hr/>											
4-4-0	0-0-0	0-0-0		NON-CONFERENCE	0-0-0		0-0-0		4-4-0		
3-3-0	0-0-0	0-0-0		HOME	0-0-0		0-0-0		3-3-0		
1-1-0	0-0-0	0-0-		AWAY	0-0-0		0-0-0		1-1-0		
0-0-0	0-0-0	0-0-0		NEUTRAL	0-0-0		0-0-0		0-0-0		
<hr/>											
3-5-0	0-0-0	0-0-0		CONFERENCE	0-0-0		0-2-0		3-3-0		
1-3-0	0-0-0	0-0-0		HOME	0-0-0		0-1-0		1-2-0		
2-2-0	0-0-0	0-0-0		AWAY	0-0-0		0-1-0		2-1-0		
0-0-0	0-0-0	0-0-0		NEUTRAL	0-0-0		0-0-0		0-0-0		
<hr/>											
RPI S	Opponent	Score	RPI S	Opponent	Score	RPI S	Opponent	Score	RPI S	Opponent	Score
						112 H Montana 1 2					
						146 A Northern Ariz. 0 1					
						179 H UC Santa Barbara 0 2					
						205 A Northern Colo. 1 0					
						210 A Southern Utah 1 2					
						225 H Idaho St. 2 3					
						245 H Eastern Wash. 0 2					
						250 A San Jose St. 0 1					
						255 H Nevada 0 1					
						263 H Weber St. 2 0					
						269 H UC Davis 0 1					
						272 A Fresno St. 2 1					
						287 H Bakersfield 2 1					
						296 H Pacific 1 0					
						320 H Canisius 2 0					
						325 A North Dakota 5 0					
						<hr/>					
			LAST 10 GAMES								
			205 A Northern Colo. 1 0			112 H Montana 1 2					
			325 A North Dakota 5 0			146 A Northern Ariz. 0 1					
			225 H Idaho St. 2 3			210 A Southern Utah 1 2					
			263 H Weber St. 2 0			272 A Fresno St. 2 1					
			245 H Eastern Wash. 0 2			179 H UC Santa Barbara 0 2					

Non-Div. I Games: Fresno Pacific 2 0

Sacramento St.

Average RPI Win: 248		WON-LOST RECORD	WINNING PCT. RANK	LAST 10 GAMES	STRENGTH OF SCHEDULE	OPP. STRENGTH OF SCHEDULE	TEAM RPI	ADJ RPI		CONF. RPI	ADJ CONF. RPI	
Average RPI Loss: 248												
DIV. I ONLY		4-9-3	.34375	260	3-5-2	287	302	293	.40045	298	30	30
DIV. I NON-CONF.		2-6-3	.31818	263	1-2-2	242	312	280	.40573	283	29	29
<hr/>												
TOTALS		RPI 1-25		RPI 26-50		W-L RECORDS		RPI 51-100		RPI 101-150		RPI 150+
4-9-3		0-0-0		0-0-0		OVERALL		0-0-0		0-0-1		4-9-2
2-2-2		0-0-0		0-0-0		HOME		0-0-0		0-0-1		2-2-1
2-7-1		0-0-0		0-0-0		AWAY		0-0-0		0-0-0		2-7-1
0-0-0		0-0-0		0-0-0		NEUTRAL		0-0-0		0-0-0		0-0-0
<hr/>												
2-6-3		0-0-0		0-0-0		NON-CONFERENCE		0-0-0		0-0-1		2-6-2
1-2-2		0-0-0		0-0-0		HOME		0-0-0		0-0-1		1-2-1
1-4-1		0-0-0		0-0-		AWAY		0-0-0		0-0-0		1-4-1
0-0-0		0-0-0		0-0-0		NEUTRAL		0-0-0		0-0-0		0-0-0
<hr/>												
2-3-0		0-0-0		0-0-0		CONFERENCE		0-0-0		0-0-0		2-3-0
1-0-0		0-0-0		0-0-0		HOME		0-0-0		0-0-0		1-0-0
1-3-0		0-0-0		0-0-0		AWAY		0-0-0		0-0-0		1-3-0
0-0-0		0-0-0		0-0-0		NEUTRAL		0-0-0		0-0-0		0-0-0
<hr/>												
RPI	S	Opponent	Score	RPI	S	Opponent	Score	RPI	S	Opponent	Score	

Non-Div. I Games:

IUPUI

Average RPI Win: 271		WON-LOST	WINNING		LAST 10	STRENGTH OF		OPP. STRENGTH	TEAM	ADJ	CONF.	ADJ CONF.						
Average RPI Loss: 176		RECORD	PCT. RANK		GAMES	SCHEDULE		OF SCHEDULE	RPI	RPI	RPI	RPI						
DIV. I ONLY		4-12-0	.25	293	2-8-0	274		214	300	.39792	299	15	16					
DIV. I NON-CONF.		3-6-0	.33333	251	1-2-0	316		252	308	.37896	307	17	17					
TOTALS		RPI 1-25		RPI 26-50		W-L RECORDS		RPI 51-100		RPI 101-150		RPI 150+						
4-12-0		0-0-0		0-0-0		OVERALL		0-2-0		0-1-0		4-9-0						
2-6-0		0-0-0		0-0-0		HOME		0-1-0		0-1-0		2-4-0						
2-6-0		0-0-0		0-0-0		AWAY		0-1-0		0-0-0		2-5-0						
0-0-0		0-0-0		0-0-0		NEUTRAL		0-0-0		0-0-0		0-0-0						
3-6-0		0-0-0		0-0-0		NON-CONFERENCE		0-1-0		0-0-0		3-5-0						
2-4-0		0-0-0		0-0-0		HOME		0-1-0		0-0-0		2-3-0						
1-2-0		0-0-0		0-0-		AWAY		0-0-0		0-0-0		1-2-0						
0-0-0		0-0-0		0-0-0		NEUTRAL		0-0-0		0-0-0		0-0-0						
1-6-0		0-0-0		0-0-0		CONFERENCE		0-1-0		0-1-0		1-4-0						
0-2-0		0-0-0		0-0-0		HOME		0-0-0		0-1-0		0-1-0						
1-4-0		0-0-0		0-0-0		AWAY		0-1-0		0-0-0		1-3-0						
0-0-0		0-0-0		0-0-0		NEUTRAL		0-0-0		0-0-0		0-0-0						
RPI	S	Opponent	Score	RPI	S	Opponent	Score	RPI	S	Opponent	Score	RPI	S	Opponent	Score			
								76	H	Tulsa	0	1		109	H	Texas St.	1	2
								93	A	Ga. Southern	0	2		161	H	Appalachian St.	0	1
														171	A	La.-Lafayette	2	4
														188	H	Southeast Mo. St.	0	3
														190	A	Missouri St.	0	3
														194	A	UALR	1	2
														197	A	Georgia St.	2	5
														203	A	Murray St.	3	2
														219	H	Mississippi St.	0	5
														230	A	La.-Monroe	1	0
														247	A	Southern Miss.	0	1
														265	H	Central Ark.	1	2
														322	H	Mississippi Val.	5	1
														329	H	Ark.-Pine Bluff	8	0
LAST 10 GAMES																		
						194	A	UALR	1	2	161	H	Appalachian St.	0	1			
						171	A	La.-Lafayette	2	4	109	H	Texas St.	1	2			
						230	A	La.-Monroe	1	0	329	H	Ark.-Pine Bluff	8	0			
						197	A	Georgia St.	2	5	188	H	Southeast Mo. St.	0	3			
						93	A	Ga. Southern	0	2	247	A	Southern Miss.	0	1			

Non-Div. I Games:

Arkansas St.

Average RPI Win:	262	WON-LOST RECORD	WINNING PCT. RANK	LAST 10 GAMES	STRENGTH OF SCHEDULE	OPP. STRENGTH OF SCHEDULE	TEAM RPI	ADJ RPI	CONF. RPI	ADJ CONF. RPI	
Average RPI Loss:	180										
DIV. I ONLY	2-12-2	.1875	310	0-8-2	201	285	301	.39784	300	23	23
DIV. I NON-CONF.	2-7-0	.22222	286	0-3-0	87	299	252	.43878	252	23	23
<hr/>											
TOTALS	RPI 1-25	RPI 26-50		W-L RECORDS	RPI 51-100		RPI 101-150		RPI 150+		
2-12-2	0-0-0	0-0-0		OVERALL	0-1-0		0-4-0		2-7-2		
1-3-1	0-0-0	0-0-0		HOME	0-0-0		0-1-0		1-2-1		
1-8-1	0-0-0	0-0-0		AWAY	0-0-0		0-3-0		1-5-1		
0-1-0	0-0-0	0-0-0		NEUTRAL	0-1-0		0-0-0		0-0-0		
<hr/>											
2-7-0	0-0-0	0-0-0		NON-CONFERENCE	0-1-0		0-3-0		2-3-0		
1-2-0	0-0-0	0-0-0		HOME	0-0-0		0-1-0		1-1-0		
1-4-0	0-0-0	0-0-		AWAY	0-0-0		0-2-0		1-2-0		
0-1-0	0-0-0	0-0-0		NEUTRAL	0-1-0		0-0-0		0-0-0		
<hr/>											
0-5-2	0-0-0	0-0-0		CONFERENCE	0-0-0		0-1-0		0-4-2		
0-1-1	0-0-0	0-0-0		HOME	0-0-0		0-0-0		0-1-1		
0-4-1	0-0-0	0-0-0		AWAY	0-0-0		0-1-0		0-3-1		
0-0-0	0-0-0	0-0-0		NEUTRAL	0-0-0		0-0-0		0-0-0		
<hr/>											
RPI S	Opponent	Score	RPI S	Opponent	Score	RPI S	Opponent	Score	RPI S	Opponent	Score
						87 N	South Ala.	0 5			
						104 A	Troy	0 3			
						127 A	UT Martin	1 5			
						139 A	Evansville	0 7			
						141 H	East Tenn. St.	1 5			
						177 A	Morehead St.	0 3			
						194 A	UALR	0 1			
						197 H	Georgia St.	1 0			
						203 A	Murray St.	0 3			
						217 H	Belmont	0 2			
						218 H	Western Caro.	0 3			
						256 A	Wright St.	0 5			
						277 A	Austin Peay	0 0			
						292 A	Eastern Ky.	1 2			
						310 H	Eastern Ill.	2 2			
327 A	Chattanooga	2 1									
<hr/>											
			LAST 10 GAMES								
			277 A Austin Peay			0 0	127 A UT Martin			1 5	
			217 H Belmont			0 2	203 A Murray St.			0 3	
			310 H Eastern Ill.			2 2	139 A Evansville			0 7	
			177 A Morehead St.			0 3	256 A Wright St.			0 5	
			292 A Eastern Ky.			1 2	194 A UALR			0 1	

Non-Div. I Games:

Tennessee Tech

Average RPI Win: 317		WON-LOST	WINNING	LAST 10	STRENGTH OF		OPP. STRENGTH	TEAM	ADJ	CONF.	ADJ CONF.
Average RPI Loss: 212		RECORD	PCT. RANK	GAMES	SCHEDULE		OF SCHEDULE	RPI	RPI	RPI	RPI
DIV. I ONLY		7-9-0	.4375	203	4-6-0		317	324	299	.39771	301
DIV. I NON-CONF.		3-6-0	.33333	251	0-3-0		274	290	285	.40312	285
TOTALS		RPI 1-25	RPI 26-50		W-L RECORDS		RPI 51-100		RPI 101-150		RPI 150+
7-9-0	0-0-0	0-0-0		OVERALL		0-2-0		0-1-0		7-6-0	
3-1-0	0-0-0	0-0-0		HOME		0-0-0		0-0-0		3-1-0	
4-8-0	0-0-0	0-0-0		AWAY		0-2-0		0-1-0		4-5-0	
0-0-0	0-0-0	0-0-0		NEUTRAL		0-0-0		0-0-0		0-0-0	
3-6-0	0-0-0	0-0-0		NON-CONFERENCE		0-2-0		0-1-0		3-3-0	
1-1-0	0-0-0	0-0-0		HOME		0-0-0		0-0-0		1-1-0	
2-5-0	0-0-0	0-0-0		AWAY		0-2-0		0-1-0		2-2-0	
0-0-0	0-0-0	0-0-0		NEUTRAL		0-0-0		0-0-0		0-0-0	
4-3-0	0-0-0	0-0-0		CONFERENCE		0-0-0		0-0-0		4-3-0	
2-0-0	0-0-0	0-0-0		HOME		0-0-0		0-0-0		2-0-0	
2-3-0	0-0-0	0-0-0		AWAY		0-0-0		0-0-0		2-3-0	
0-0-0	0-0-0	0-0-0		NEUTRAL		0-0-0		0-0-0		0-0-0	
RPI S	Opponent	Score	RPI S	Opponent	Score	RPI S	Opponent	Score	RPI S	Opponent	Score
						51 A	Alabama	0 8	104 A	Troy	0 6
						93 A	Ga. Southern	0 3	189 H	Jacksonville St.	0 3
									266 A	Col. of Charleston	0 4
									282 A	UNC Asheville	1 0
									283 A	Presbyterian	1 5
									294 A	Howard	2 3
									308 A	Southern U.	2 0
									311 A	Texas Southern	1 2
									315 A	Jackson St.	2 1
									317 A	Prairie View	1 5
									324 H	USC Upstate	1 0
									328 H	Grambling	4 0
									329 H	Ark.-Pine Bluff	7 0
									332 A	South Carolina St.	1 0
LAST 10 GAMES											
						308 A	Southern U.	2 0	311 A	Texas Southern	1 2
						315 A	Jackson St.	2 1	317 A	Prairie View	1 5
						328 H	Grambling	4 0	51 A	Alabama	0 8
						329 H	Ark.-Pine Bluff	7 0	189 H	Jacksonville St.	0 3
						294 A	Howard	2 3	93 A	Ga. Southern	0 3

Non-Div. I Games:

Alabama St.

Average RPI Win:	326	WON-LOST RECORD	WINNING PCT. RANK	LAST 10 GAMES	STRENGTH OF SCHEDULE	OPP. STRENGTH OF SCHEDULE	TEAM RPI	ADJ RPI	CONF. RPI	ADJ CONF. RPI	
Average RPI Loss:	162										
DIV. I ONLY		3-14-0	.17647 314	2-8-0	170	316	302	.39696 302	28	28	
DIV. I NON-CONF.		1-9-0	.1 315	0-3-0	175	263	299	.38809 299	26	26	
<hr/>											
TOTALS	RPI 1-25	RPI 26-50		W-L RECORDS	RPI 51-100		RPI 101-150		RPI 150+		
3-14-0	0-0-0	0-1-0		OVERALL	0-1-0		0-6-0		3-6-0		
2-6-0	0-0-0	0-0-0		HOME	0-0-0		0-4-0		2-2-0		
1-7-0	0-0-0	0-0-0		AWAY	0-1-0		0-2-0		1-4-0		
0-1-0	0-0-0	0-1-0		NEUTRAL	0-0-0		0-0-0		0-0-0		
1-9-0	0-0-0	0-1-0		NON-CONFERENCE	0-1-0		0-2-0		1-5-0		
1-3-0	0-0-0	0-0-0		HOME	0-0-0		0-1-0		1-2-0		
0-5-0	0-0-0	0-0-		AWAY	0-1-0		0-1-0		0-3-0		
0-1-0	0-0-0	0-1-0		NEUTRAL	0-0-0		0-0-0		0-0-0		
2-5-0	0-0-0	0-0-0		CONFERENCE	0-0-0		0-4-0		2-1-0		
1-3-0	0-0-0	0-0-0		HOME	0-0-0		0-3-0		1-0-0		
1-2-0	0-0-0	0-0-0		AWAY	0-0-0		0-1-0		1-1-0		
0-0-0	0-0-0	0-0-0		NEUTRAL	0-0-0		0-0-0		0-0-0		
RPI S	Opponent	Score	RPI S	Opponent	Score	RPI S	Opponent	Score	RPI S	Opponent	Score
			34 N	Arizona St.	0 5	99 A	UTEP	0 5	109 H	Texas St.	1 2
									115 H	Utah Valley	0 1
									134 A	Loyola Marymount	1 3
									138 H	Seattle	1 6
									147 A	UMKC	2 4
									147 H	UMKC	1 2
									159 H	UNLV	2 3
									172 A	Creighton	0 6
									206 A	New Mexico	1 4
									237 H	Houston Baptist	0 3
									276 A	Tex.-Pan American	1 3
									294 A	Omaha	2 6
									319 H	Incarnate Word	2 1
									330 A	Chicago St.	6 1
									330 H	Chicago St.	4 1
			LAST 10 GAMES								
			115 H	Utah Valley	0 1	147 A	UMKC	2 4			
			138 H	Seattle	1 6	276 A	Tex.-Pan American	1 3			
			330 H	Chicago St.	4 1	159 H	UNLV	2 3			
			147 H	UMKC	1 2	206 A	New Mexico	1 4			
			330 A	Chicago St.	6 1	34 N	Arizona St.	0 5			

**Non-Div. I Games:**

New Mexico St.

Average RPI Win:		297	WON-LOST RECORD		WINNING PCT. RANK	LAST 10 GAMES		STRENGTH OF SCHEDULE		OPP. STRENGTH OF SCHEDULE	TEAM RPI	ADJ RPI	CONF. RPI	ADJ CONF. RPI
Average RPI Loss:		169												
DIV. I ONLY			4-11-1		.28125	285		4-5-1		288	236	303	.39689	303
DIV. I NON-CONF.			2-9-0		.18182	297		2-3-0		246	188	302	.38728	302
TOTALS		RPI 1-25		RPI 26-50		W-L RECORDS		RPI 51-100		RPI 101-150		RPI 150+		
4-11-1		0-1-0		0-1-0		OVERALL		0-0-0		0-3-0		4-6-1		
3-3-0		0-0-0		0-1-0		HOME		0-0-0		0-0-0		3-2-0		
1-7-1		0-0-0		0-0-0		AWAY		0-0-0		0-3-0		1-4-1		
0-1-0		0-1-0		0-0-0		NEUTRAL		0-0-0		0-0-0		0-0-0		
2-9-0		0-1-0		0-1-0		NON-CONFERENCE		0-0-0		0-3-0		2-4-0		
1-3-0		0-0-0		0-1-0		HOME		0-0-0		0-0-0		1-2-0		
1-5-0		0-0-0		0-0-		AWAY		0-0-0		0-3-0		1-2-0		
0-1-0		0-1-0		0-0-0		NEUTRAL		0-0-0		0-0-0		0-0-0		
2-2-1		0-0-0		0-0-0		CONFERENCE		0-0-0		0-0-0		2-2-1		
2-0-0		0-0-0		0-0-0		HOME		0-0-0		0-0-0		2-0-0		
0-2-1		0-0-0		0-0-0		AWAY		0-0-0		0-0-0		0-2-1		
0-0-0		0-0-0		0-0-0		NEUTRAL		0-0-0		0-0-0		0-0-0		
RPI S	Opponent	Score		RPI S	Opponent	Score		RPI S	Opponent	Score		RPI S	Opponent	Score
19 N	California	0	3	46 H	Harvard	0	5					111 A	Holy Cross	0 5
												132 A	San Francisco	0 3
												144 A	Saint Joseph's	0 1
												173 A	Fairleigh Dickinson	1 2
												207 A	Seton Hall	1 3
												209 H	Fordham	1 2
												233 H	Sacred Heart	3 1
												239 A	Siena	0 1
												286 H	Iona	0 3
												291 A	Robert Morris	0 1
												293 A	Saint Francis (PA)	1 1
												313 H	NJIT	1 0
												316 H	Mt. St. Mary's	5 1
												326 A	Saint Peter's	4 1
LAST 10 GAMES														
				293 A	Saint Francis (PA)	1	1	313 H	NJIT	1	0			
				291 A	Robert Morris	0	1	326 A	Saint Peter's	4	1			
				316 H	Mt. St. Mary's	5	1	46 H	Harvard	0	5			
				233 H	Sacred Heart	3	1	207 A	Seton Hall	1	3			
				173 A	Fairleigh Dickinson	1	2	144 A	Saint Joseph's	0	1			

Non-Div. I Games:

LIU Brooklyn

Average RPI Win: 328		WON-LOST RECORD		WINNING PCT. RANK		LAST 10 GAMES		STRENGTH OF SCHEDULE		OPP. STRENGTH OF SCHEDULE		TEAM RPI		ADJ RPI		CONF. RPI		ADJ CONF. RPI	
DIV. I ONLY		2-10-0		.16667 316		2-8-0		195		277		304		.39245 304		31		32	
DIV. I NON-CONF.		1-10-0		.09091 317		1-8-0		123		262		287		.39757 288		32		32	
TOTALS		RPI 1-25		RPI 26-50		W-L RECORDS		RPI 51-100		RPI 101-150		RPI 150+							
2-10-0		0-0-0		0-1-0		OVERALL		0-3-0		0-1-0		2-5-0							
2-4-0		0-0-0		0-0-0		HOME		0-2-0		0-0-0		2-2-0							
0-4-0		0-0-0		0-1-0		AWAY		0-1-0		0-0-0		0-2-0							
0-2-0		0-0-0		0-0-0		NEUTRAL		0-0-0		0-1-0		0-1-0							
1-10-0		0-0-0		0-1-0		NON-CONFERENCE		0-3-0		0-1-0		1-5-0							
1-4-0		0-0-0		0-0-0		HOME		0-2-0		0-0-0		1-2-0							
0-4-0		0-0-0		0-0-		AWAY		0-1-0		0-0-0		0-2-0							
0-2-0		0-0-0		0-0-0		NEUTRAL		0-0-0		0-1-0		0-1-0							
1-0-0		0-0-0		0-0-0		CONFERENCE		0-0-0		0-0-0		1-0-0							
1-0-0		0-0-0		0-0-0		HOME		0-0-0		0-0-0		1-0-0							
0-0-0		0-0-0		0-0-0		AWAY		0-0-0		0-0-0		0-0-0							
0-0-0		0-0-0		0-0-0		NEUTRAL		0-0-0		0-0-0		0-0-0							
RPI	S	Opponent		Score		RPI	S	Opponent		Score		RPI	S	Opponent		Score			
						30	A	Kentucky	0	5									

Non-Div. I Games:

Francis Marion



Average RPI Win: 275		WON-LOST RECORD	WINNING PCT. RANK	LAST 10 GAMES	STRENGTH OF SCHEDULE	OPP. STRENGTH OF SCHEDULE	TEAM RPI	ADJ RPI		CONF. RPI	ADJ CONF. RPI		
Average RPI Loss: 192													
DIV. I ONLY		2-11-2	.2 305	1-7-2	233	294	306	.39218	305	30	30		
DIV. I NON-CONF.		2-8-0	.2 293	1-4-0	149	272	272	.41936	272	29	29		
<hr/>													
TOTALS		RPI 1-25		RPI 26-50		W-L RECORDS		RPI 51-100		RPI 101-150		RPI 150+	
2-11-2		0-0-0		0-0-0		OVERALL		0-2-0		0-1-0		2-8-2	
2-4-2		0-0-0		0-0-0		HOME		0-0-0		0-0-0		2-4-2	
0-7-0		0-0-0		0-0-0		AWAY		0-2-0		0-1-0		0-4-0	
0-0-0		0-0-0		0-0-0		NEUTRAL		0-0-0		0-0-0		0-0-0	
2-8-0		0-0-0		0-0-0		NON-CONFERENCE		0-2-0		0-1-0		2-5-0	
2-2-0		0-0-0		0-0-0		HOME		0-0-0		0-0-0		2-2-0	
0-6-0		0-0-0		0-0-		AWAY		0-2-0		0-1-0		0-3-0	
0-0-0		0-0-0		0-0-0		NEUTRAL		0-0-0		0-0-0		0-0-0	
0-3-2		0-0-0		0-0-0		CONFERENCE		0-0-0		0-0-0		0-3-2	
0-2-2		0-0-0		0-0-0		HOME		0-0-0		0-0-0		0-2-2	
0-1-0		0-0-0		0-0-0		AWAY		0-0-0		0-0-0		0-1-0	
0-0-0		0-0-0		0-0-0		NEUTRAL		0-0-0		0-0-0		0-0-0	
RPI	S	Opponent	Score	RPI	S	Opponent	Score	RPI	S	Opponent	Score		
						53 A	Michigan St.	1	3	113 A	Ball St.	0	3
						58 A	Miami (OH)	0	3	170 A	Butler	0	4
										174 H	Valparaiso	0	1
										222 A	Central Mich.	0	2
										241 A	South Dakota	0	1
										242 H	Detroit	0	2
										261 H	North Dakota St.	0	1
										268 H	South Dakota St.	3	3
										270 H	Loyola Chicago	2	1
										279 H	Northern Ky.	6	4
										281 A	Indiana St.	0	2
										298 H	IUPUI	1	3
										309 H	Western Ill.	0	0
<hr/>													
LAST 10 GAMES													
						261 H	North Dakota St.	0	1	281 A	Indiana St.	0	2
						309 H	Western Ill.	0	0	270 H	Loyola Chicago	2	1
						298 H	IUPUI	1	3	222 A	Central Mich.	0	2
						268 H	South Dakota St.	3	3	58 A	Miami (OH)	0	3
						241 A	South Dakota	0	1	174 H	Valparaiso	0	1

Non-Div. I Games:

IPFW

Average RPI Win: 279		WON-LOST	WINNING	LAST 10	STRENGTH OF		OPP. STRENGTH	TEAM	ADJ		CONF.	ADJ CONF.	
Average RPI Loss: 192		RECORD	PCT. RANK	GAMES	SCHEDULE		OF SCHEDULE	RPI	RPI		RPI	RPI	
DIV. I ONLY		5-12-0	.29412	279	2-8-0		293	289	305	.39126	306	20	20
DIV. I NON-CONF.		4-6-0	.4	220	1-2-0		321	300	307	.3771	308	21	21
TOTALS		RPI 1-25	RPI 26-50		W-L RECORDS		RPI 51-100		RPI 101-150		RPI 150+		
5-12-0	0-0-0	0-0-0		OVERALL		0-0-0		1-5-0		4-7-0			
4-8-0	0-0-0	0-0-0		HOME		0-0-0		0-4-0		4-4-0			
1-4-0	0-0-0	0-0-0		AWAY		0-0-0		1-1-0		0-3-0			
0-0-0	0-0-0	0-0-0		NEUTRAL		0-0-0		0-0-0		0-0-0			
4-6-0	0-0-0	0-0-0		NON-CONFERENCE		0-0-0		0-2-0		4-4-0			
4-3-0	0-0-0	0-0-0		HOME		0-0-0		0-1-0		4-2-0			
0-3-0	0-0-0	0-0-		AWAY		0-0-0		0-1-0		0-2-0			
0-0-0	0-0-0	0-0-0		NEUTRAL		0-0-0		0-0-0		0-0-0			
1-6-0	0-0-0	0-0-0		CONFERENCE		0-0-0		1-3-0		0-3-0			
0-5-0	0-0-0	0-0-0		HOME		0-0-0		0-3-0		0-2-0			
1-1-0	0-0-0	0-0-0		AWAY		0-0-0		1-0-0		0-1-0			
0-0-0	0-0-0	0-0-0		NEUTRAL		0-0-0		0-0-0		0-0-0			
RPI S	Opponent	Score	RPI S	Opponent	Score	RPI S	Opponent	Score	RPI S	Opponent	Score		
									105 A	Furman	2 1		
									106 H	Richmond	1 2		
									120 H	UNC Greensboro	1 4		
									126 H	Mercer	0 3		
									128 A	Columbia	1 2		
									141 H	East Tenn. St.	3 5		
									199 A	Coastal Caro.	0 2		
									209 A	Fordham	0 2		
									214 A	Wofford	0 3		
									218 H	Western Caro.	1 3		
									264 H	North Florida	1 2		
									266 H	Col. of Charleston	1 2		
									313 H	NJIT	2 1		
									318 H	VMI	2 3		
									323 H	Charleston So.	3 1		
									324 H	USC Upstate	1 0		
									332 H	South Carolina St.	3 2		
LAST 10 GAMES													
									126 H	Mercer	0 3		
									141 H	East Tenn. St.	3 5		
									218 H	Western Caro.	1 3		
									214 A	Wofford	0 3		
									105 A	Furman	2 1		
									120 H	UNC Greensboro	1 4		
									318 H	VMI	2 3		
									266 H	Col. of Charleston	1 2		
									323 H	Charleston So.	3 1		
									209 A	Fordham	0 2		

Non-Div. I Games:

Citadel

Average RPI Win:	284	WON-LOST RECORD	WINNING PCT. RANK	LAST 10 GAMES	STRENGTH OF SCHEDULE	OPP. STRENGTH OF SCHEDULE	TEAM RPI	ADJ RPI	CONF. RPI	ADJ CONF. RPI		
DIV. I ONLY		2-13-0	.13333	323	1-9-0	183	272	308	.38969	307	27	27
DIV. I NON-CONF.		2-8-0	.2	293	1-4-0	183	245	279	.4127	278	28	28
TOTALS	RPI 1-25	RPI 26-50		W-L RECORDS		RPI 51-100		RPI 101-150		RPI 150+		
2-13-0	0-0-0	0-0-0		OVERALL		0-2-0		0-2-0		2-9-0		
2-6-0	0-0-0	0-0-0		HOME		0-1-0		0-1-0		2-4-0		
0-7-0	0-0-0	0-0-0		AWAY		0-1-0		0-1-0		0-5-0		
0-0-0	0-0-0	0-0-0		NEUTRAL		0-0-0		0-0-0		0-0-0		
2-8-0	0-0-0	0-0-0		NON-CONFERENCE		0-2-0		0-2-0		2-4-0		
2-4-0	0-0-0	0-0-0		HOME		0-1-0		0-1-0		2-2-0		
0-4-0	0-0-0	0-0-		AWAY		0-1-0		0-1-0		0-2-0		
0-0-0	0-0-0	0-0-0		NEUTRAL		0-0-0		0-0-0		0-0-0		
0-5-0	0-0-0	0-0-0		CONFERENCE		0-0-0		0-0-0		0-5-0		
0-2-0	0-0-0	0-0-0		HOME		0-0-0		0-0-0		0-2-0		
0-3-0	0-0-0	0-0-0		AWAY		0-0-0		0-0-0		0-3-0		
0-0-0	0-0-0	0-0-0		NEUTRAL		0-0-0		0-0-0		0-0-0		
RPI	S	Opponent	Score	RPI	S	Opponent	Score	RPI	S	Opponent	Score	
						68 H Iowa	0 4	102 H Eastern Mich.		2 4		
						84 A Northwestern	0 6	136 A Western Mich.		0 3		
								174 H Valparaiso		1 2		
								177 H Morehead St.		1 3		
								192 A SIUE		1 2		
								213 A Milwaukee		1 4		
								216 A Cleveland St.		0 1		
								220 H Saint Louis		2 4		
								242 H Detroit		0 1		
								267 A Oakland		0 1		
								270 H Loyola Chicago		1 0		
								273 A UNI		0 3		
								298 H IUPUI		2 0		
LAST 10 GAMES												
						216 A Cleveland St.	0 1	213 A Milwaukee		1 4		
						267 A Oakland	0 1	102 H Eastern Mich.		2 4		
						174 H Valparaiso	1 2	220 H Saint Louis		2 4		
						242 H Detroit	0 1	136 A Western Mich.		0 3		
						270 H Loyola Chicago	1 0	273 A UNI		0 3		

Non-Div. I Games:

Ill.-Chicago

Average RPI Win:	321	WON-LOST	WINNING	LAST 10	STRENGTH OF	OPP. STRENGTH	TEAM	ADJ	CONF.	ADJ CONF.					
Average RPI Loss:	206	RECORD	PCT. RANK	GAMES	SCHEDULE	OF SCHEDULE	RPI	RPI	RPI	RPI					
DIV. I ONLY	4-9-2	.33333	266	4-4-2	298	326	307	.38809	308	32	31				
DIV. I NON-CONF.	0-8-0	0	323	0-3-0	48	318	290	.3946	294	31	31				
<hr/>															
TOTALS	RPI 1-25	RPI 26-50		W-L RECORDS		RPI 51-100		RPI 101-150		RPI 150+					
4-9-2	0-0-0	0-0-0		OVERALL		0-2-0		0-0-0		4-7-2					
3-4-1	0-0-0	0-0-0		HOME		0-1-0		0-0-0		3-3-1					
1-4-1	0-0-0	0-0-0		AWAY		0-1-0		0-0-0		1-3-1					
0-1-0	0-0-0	0-0-0		NEUTRAL		0-0-0		0-0-0		0-1-0					
<hr/>															
0-8-0	0-0-0	0-0-0		NON-CONFERENCE		0-2-0		0-0-0		0-6-0					
0-3-0	0-0-0	0-0-0		HOME		0-1-0		0-0-0		0-2-0					
0-4-0	0-0-0	0-0-		AWAY		0-1-0		0-0-0		0-3-0					
0-1-0	0-0-0	0-0-0		NEUTRAL		0-0-0		0-0-0		0-1-0					
<hr/>															
4-1-2	0-0-0	0-0-0		CONFERENCE		0-0-0		0-0-0		4-1-2					
3-1-1	0-0-0	0-0-0		HOME		0-0-0		0-0-0		3-1-1					
1-0-1	0-0-0	0-0-0		AWAY		0-0-0		0-0-0		1-0-1					
0-0-0	0-0-0	0-0-0		NEUTRAL		0-0-0		0-0-0		0-0-0					
<hr/>															
RPI	S	Opponent	Score	RPI	S	Opponent	Score	RPI	S	Opponent	Score				
				72 A Stephen F. Austin				0	7	185 H Louisiana Tech		1	2		
				87 H South Ala.				0	7	194 A UALR		0	6		
										230 N La.-Monroe		0	5		
										247 A Southern Miss.		0	4		
										258 A McNeese St.		0	1		
										276 H Tex.-Pan American		0	2		
										294 H Howard		1	0		
										301 H Alabama St.		0	2		
										321 H Alabama A&M		0	0		
										322 A Mississippi Val.		0	0		
										328 H Grambling		4	2		
										329 H Ark.-Pine Bluff		3	0		
										331 A Alcorn		3	0		
				<hr/>											
				LAST 10 GAMES											
301 H Alabama St.				0	2	329 H Ark.-Pine Bluff				3	0				
321 H Alabama A&M				0	0	328 H Grambling				4	2				
294 H Howard				1	0	247 A Southern Miss.				0	4				
322 A Mississippi Val.				0	0	72 A Stephen F. Austin				0	7				
331 A Alcorn				3	0	258 A McNeese St.				0	1				

Non-Div. I Games:

Southern U.

Average RPI Win:	252	WON-LOST	WINNING	LAST 10	STRENGTH OF	OPP. STRENGTH	TEAM	ADJ	CONF.	ADJ CONF.		
Average RPI Loss:	212	RECORD	PCT. RANK	GAMES	SCHEDULE	OF SCHEDULE	RPI	RPI	RPI	RPI		
DIV. I ONLY	2-11-1	.17857	312	1-8-1	216	313	309	.38735	309	30	30	
DIV. I NON-CONF.	1-9-0	.1	315	0-6-0	156	308	304	.3844	304	29	29	
<hr/>												
TOTALS	RPI 1-25	RPI 26-50		W-L RECORDS		RPI 51-100		RPI 101-150		RPI 150+		
2-11-1	0-0-0	0-0-0		OVERALL		0-0-0		0-2-0		2-9-1		
1-5-0	0-0-0	0-0-0		HOME		0-0-0		0-0-0		1-5-0		
1-6-1	0-0-0	0-0-0		AWAY		0-0-0		0-2-0		1-3-1		
0-0-0	0-0-0	0-0-0		NEUTRAL		0-0-0		0-0-0		0-0-0		
<hr/>												
1-9-0	0-0-0	0-0-0		NON-CONFERENCE		0-0-0		0-2-0		1-7-0		
1-4-0	0-0-0	0-0-0		HOME		0-0-0		0-0-0		1-4-0		
0-5-0	0-0-0	0-0-		AWAY		0-0-0		0-2-0		0-3-0		
0-0-0	0-0-0	0-0-0		NEUTRAL		0-0-0		0-0-0		0-0-0		
<hr/>												
1-2-1	0-0-0	0-0-0		CONFERENCE		0-0-0		0-0-0		1-2-1		
0-1-0	0-0-0	0-0-0		HOME		0-0-0		0-0-0		0-1-0		
1-1-1	0-0-0	0-0-0		AWAY		0-0-0		0-0-0		1-1-1		
0-0-0	0-0-0	0-0-0		NEUTRAL		0-0-0		0-0-0		0-0-0		
<hr/>												
RPI	S	Opponent	Score	RPI	S	Opponent	Score	RPI	S	Opponent	Score	
								147	A	UMKC	0	3
								148	A	Kent St.	0	3
								172	A	Creighton	0	4
								174	H	Valparaiso	0	3
								184	H	Denver	0	1
								220	A	Saint Louis	1	3
								232	H	Drake	0	2
								243	H	Northern Ill.	2	0
								249	H	Green Bay	1	2
								261	A	North Dakota St.	2	1
								268	A	South Dakota St.	1	2
								270	A	Loyola Chicago	0	4
								273	H	UNI	0	2
								305	A	IPFW	0	0
<hr/>												
LAST 10 GAMES												
305 A IPFW				0	0	249 H Green Bay				1	2	
184 H Denver				0	1	232 H Drake				0	2	
268 A South Dakota St.				1	2	147 A UMKC				0	3	
261 A North Dakota St.				2	1	174 H Valparaiso				0	3	
273 H UNI				0	2	220 A Saint Louis				1	3	

Non-Div. I Games:

Western Ill.

Average RPI Win:	304	WON-LOST RECORD	WINNING PCT. RANK	LAST 10 GAMES	STRENGTH OF SCHEDULE	OPP. STRENGTH OF SCHEDULE	TEAM RPI	ADJ RPI	CONF. RPI	ADJ CONF. RPI		
DIV. I ONLY		2-13-2	.17647 314	2-7-1	213	318	310	.38154 310	23	23		
DIV. I NON-CONF.		1-7-1	.16667 300	1-1-0	200	331	306	.37501 311	23	23		
<hr/>												
TOTALS	RPI 1-25	RPI 26-50		W-L RECORDS	RPI 51-100		RPI 101-150		RPI 150+			
2-13-2	0-0-0	0-0-0		OVERALL	0-0-0		0-3-0		2-10-2			
1-10-1	0-0-0	0-0-0		HOME	0-0-0		0-3-0		1-7-1			
1-3-1	0-0-0	0-0-0		AWAY	0-0-0		0-0-0		1-3-1			
0-0-0	0-0-0	0-0-0		NEUTRAL	0-0-0		0-0-0		0-0-0			
1-7-1	0-0-0	0-0-0		NON-CONFERENCE	0-0-0		0-2-0		1-5-1			
0-6-1	0-0-0	0-0-0		HOME	0-0-0		0-2-0		0-4-1			
1-1-0	0-0-0	0-0-		AWAY	0-0-0		0-0-0		1-1-0			
0-0-0	0-0-0	0-0-0		NEUTRAL	0-0-0		0-0-0		0-0-0			
1-6-1	0-0-0	0-0-0		CONFERENCE	0-0-0		0-1-0		1-5-1			
1-4-0	0-0-0	0-0-0		HOME	0-0-0		0-1-0		1-3-0			
0-2-1	0-0-0	0-0-0		AWAY	0-0-0		0-0-0		0-2-1			
0-0-0	0-0-0	0-0-0		NEUTRAL	0-0-0		0-0-0		0-0-0			
RPI S	Opponent	Score	RPI S	Opponent	Score	RPI S	Opponent	Score	RPI S	Opponent	Score	
									116 H	Marshall	0	3
									127 H	UT Martin	1	2
									147 H	UMKC	1	4
									174 H	Valparaiso	1	3
									185 H	Louisiana Tech	1	3
									188 H	Southeast Mo. St.	0	4
									189 A	Jacksonville St.	1	3
									192 A	SIUE	1	3
									203 H	Murray St.	0	1
									217 H	Belmont	1	3
									249 H	Green Bay	1	1
									277 H	Austin Peay	3	1
									279 A	Northern Ky.	0	4
									281 H	Indiana St.	0	2
									298 H	IUPUI	2	3
									300 A	Tennessee Tech	2	2
									330 A	Chicago St.	2	0
			LAST 10 GAMES									
			127 H UT Martin			1	2	217 H Belmont			1	3
			203 H Murray St.			0	1	192 A SIUE			1	3
			189 A Jacksonville St.			1	3	188 H Southeast Mo. St.			0	4
			300 A Tennessee Tech			2	2	330 A Chicago St.			2	0
			277 H Austin Peay			3	1	174 H Valparaiso			1	3

**Non-Div. I Games:**

Eastern Ill.

Average RPI Win: 322		WON-LOST RECORD		WINNING PCT. RANK		LAST 10 GAMES		STRENGTH OF SCHEDULE		OPP. STRENGTH OF SCHEDULE		TEAM RPI		ADJ RPI		CONF. RPI		ADJ CONF. RPI	
DIV. I ONLY		4-7-3		.39286 241		4-2-1		323		321		313		.38144 311		32		31	
DIV. I NON-CONF.		0-6-1		.07143 320		0-1-0		181		268		310		.37913 306		31		31	
TOTALS		RPI 1-25		RPI 26-50		W-L RECORDS		RPI 51-100		RPI 101-150		RPI 150+							
4-7-3		0-0-0		0-0-0		OVERALL		0-1-0		0-0-0		4-6-3							
1-3-2		0-0-0		0-0-0		HOME		0-0-0		0-0-0		1-3-2							
3-4-1		0-0-0		0-0-0		AWAY		0-1-0		0-0-0		3-2-1							
0-0-0		0-0-0		0-0-0		NEUTRAL		0-0-0		0-0-0		0-0-0							
0-6-1		0-0-0		0-0-0		NON-CONFERENCE		0-1-0		0-0-0		0-5-1							
0-2-1		0-0-0		0-0-0		HOME		0-0-0		0-0-0		0-2-1							
0-4-0		0-0-0		0-0-		AWAY		0-1-0		0-0-0		0-3-0							
0-0-0		0-0-0		0-0-0		NEUTRAL		0-0-0		0-0-0		0-0-0							
4-1-2		0-0-0		0-0-0		CONFERENCE		0-0-0		0-0-0		4-1-2							
1-1-1		0-0-0		0-0-0		HOME		0-0-0		0-0-0		1-1-1							
3-0-1		0-0-0		0-0-0		AWAY		0-0-0		0-0-0		3-0-1							
0-0-0		0-0-0		0-0-0		NEUTRAL		0-0-0		0-0-0		0-0-0							
RPI S	Opponent	Score		RPI S	Opponent	Score		RPI S	Opponent	Score		RPI S	Opponent	Score					
								81 A	North Texas	0	3	167 H	Southeastern La.	0	4				
												171 A	La.-Lafayette	1	5				
												175 A	SMU	0	1				
												248 A	Lamar	0	4				
												252 H	A&M-Corpus Christi	0	3				
												276 H	Tex.-Pan American	0	0				
												294 H	Howard	0	3				
												301 H	Alabama St.	2	1				
												321 H	Alabama A&M	2	2				
												322 A	Mississippi Val.	0	0				
												328 A	Grambling	1	0				
												329 A	Ark.-Pine Bluff	4	0				
												331 A	Alcorn	2	1				
LAST 10 GAMES																			
												175 A	SMU	0	1	329 A	Ark.-Pine Bluff	4	0
												294 H	Howard	0	3	301 H	Alabama St.	2	1
												331 A	Alcorn	2	1	321 H	Alabama A&M	2	2
												322 A	Mississippi Val.	0	0	276 H	Tex.-Pan American	0	0
												328 A	Grambling	1	0	248 A	Lamar	0	4

Non-Div. I Games:

Texas Southern

Average RPI Win: 281		WON-LOST	WINNING	LAST 10	STRENGTH OF		OPP. STRENGTH	TEAM	ADJ		CONF.	ADJ CONF.
Average RPI Loss: 190		RECORD	PCT. RANK	GAMES	SCHEDULE		OF SCHEDULE	RPI	RPI		RPI	RPI
DIV. I ONLY		2-11-1	.17857	312	1-6-0		255	276	312		.37914	312
DIV. I NON-CONF.		1-6-0	.14286	309	0-2-0		313	237	323		.33481	322
TOTALS		RPI 1-25	RPI 26-50		W-L RECORDS		RPI 51-100		RPI 101-150		RPI 150+	
2-11-1		0-0-0	0-0-0		OVERALL		0-1-0		0-5-0		2-5-1	
2-2-1		0-0-0	0-0-0		HOME		0-1-0		0-0-0		2-1-1	
0-9-0		0-0-0	0-0-0		AWAY		0-0-0		0-4-0		0-4-0	
0-0-0		0-0-0	0-0-0		NEUTRAL		0-0-0		0-0-0		0-0-0	
1-6-0		0-0-0	0-0-0		NON-CONFERENCE		0-0-0		0-2-0		1-4-0	
1-0-0		0-0-0	0-0-0		HOME		0-0-0		0-0-0		1-0-0	
0-6-0		0-0-0	0-0-		AWAY		0-0-0		0-2-0		0-4-0	
0-0-0		0-0-0	0-0-0		NEUTRAL		0-0-0		0-0-0		0-0-0	
1-5-1		0-0-0	0-0-0		CONFERENCE		0-1-0		0-3-0		1-1-1	
1-2-1		0-0-0	0-0-0		HOME		0-1-0		0-0-0		1-1-1	
0-3-0		0-0-0	0-0-0		AWAY		0-0-0		0-3-0		0-0-0	
0-0-0		0-0-0	0-0-0		NEUTRAL		0-0-0		0-0-0		0-0-0	
RPI S	Opponent	Score	RPI S	Opponent	Score	RPI S	Opponent	Score	RPI S	Opponent	Score	
						88 H Fairfield	1	4	125 A Monmouth	0	1	
									130 A Niagara	1	4	
									143 A Yale	0	2	
									144 A Saint Joseph's	0	2	
									145 A Rider	1	2	
									201 A Brown	0	2	
									227 A Maine	0	1	
									269 A UC Davis	0	1	
									278 H Vermont	1	0	
									284 H Marist	2	1	
									286 H Iona	1	1	
									296 A Pacific	0	1	
									320 H Canisius	1	2	
LAST 10 GAMES												
						144 A Saint Joseph's	0	2	320 H Canisius	1	2	
						125 A Monmouth	0	1	88 H Fairfield	1	4	
						284 H Marist	2	1	130 A Niagara	1	4	
						145 A Rider	1	2	286 H Iona	1	1	
						201 A Brown	0	2	278 H Vermont	1	0	

Non-Div. I Games:

Quinnipiac



Average RPI Win: 320		WON-LOST RECORD	WINNING PCT. RANK		LAST 10 GAMES	STRENGTH OF SCHEDULE	OPP. STRENGTH OF SCHEDULE	TEAM RPI	ADJ RPI		CONF. RPI	ADJ CONF. RPI
Average RPI Loss: 209												
DIV. I ONLY		3-12-1	.21875	299	2-7-1	275	303	311	.3748	313	31	32
DIV. I NON-CONF.		2-12-1	.16667	300	1-7-1	245	296	314	.36733	315	32	32
<hr/>												
TOTALS		RPI 1-25		RPI 26-50		W-L RECORDS		RPI 51-100		RPI 101-150		RPI 150+
3-12-1		0-0-0		0-0-0		OVERALL		0-0-0		0-3-1		3-9-0
3-5-1		0-0-0		0-0-0		HOME		0-0-0		0-2-1		3-3-0
0-7-0		0-0-0		0-0-0		AWAY		0-0-0		0-1-0		0-6-0
0-0-0		0-0-0		0-0-0		NEUTRAL		0-0-0		0-0-0		0-0-0
2-12-1		0-0-0		0-0-0		NON-CONFERENCE		0-0-0		0-3-1		2-9-0
2-5-1		0-0-0		0-0-0		HOME		0-0-0		0-2-1		2-3-0
0-7-0		0-0-0		0-0-		AWAY		0-0-0		0-1-0		0-6-0
0-0-0		0-0-0		0-0-0		NEUTRAL		0-0-0		0-0-0		0-0-0
1-0-0		0-0-0		0-0-0		CONFERENCE		0-0-0		0-0-0		1-0-0
1-0-0		0-0-0		0-0-0		HOME		0-0-0		0-0-0		1-0-0
0-0-0		0-0-0		0-0-0		AWAY		0-0-0		0-0-0		0-0-0
0-0-0		0-0-0		0-0-0		NEUTRAL		0-0-0		0-0-0		0-0-0
RPI	S	Opponent	Score	RPI	S	Opponent	Score	RPI	S	Opponent	Score	
										117 H	Hartford	0 1
										125 H	Monmouth	0 2
										128 H	Columbia	0 0
										145 A	Rider	1 2
										154 A	Central Conn. St.	0 2
										168 H	Cornell	0 1
										173 H	Fairleigh Dickinson	0 1
										176 H	Manhattan	0 1
										228 A	Albany (NY)	1 4
										286 A	Iona	1 2
										303 A	LIU Brooklyn	0 1
										306 A	Citadel	1 2
										314 H	Delaware St.	2 1
										320 H	Canisius	1 0
										323 A	Charleston So.	1 2
										326 H	Saint Peter's	2 0
LAST 10 GAMES												
				320 H		Canisius	1 0			173 H		Fairleigh Dickinson 0 1
				168 H		Cornell	0 1			228 A		Albany (NY) 1 4
				128 H		Columbia	0 0			286 A		Iona 1 2
				314 H		Delaware St.	2 1			145 A		Rider 1 2
				303 A		LIU Brooklyn	0 1			154 A		Central Conn. St. 0 2

Non-Div. I Games:

NJIT

Average RPI Win: 293		WON-LOST RECORD		WINNING PCT. RANK		LAST 10 GAMES		STRENGTH OF SCHEDULE		OPP. STRENGTH OF SCHEDULE		TEAM RPI		ADJ RPI		CONF. RPI		ADJ CONF. RPI	
DIV. I ONLY		3-9-1		.26923 289		3-6-1		308		296		314		.37338 314		31		32	
DIV. I NON-CONF.		3-8-1		.29167 269		3-5-1		278		293		296		.38889 297		32		32	
TOTALS		RPI 1-25		RPI 26-50		W-L RECORDS		RPI 51-100		RPI 101-150		RPI 150+							
3-9-1		0-0-0		0-0-0		OVERALL		0-1-0		0-2-0		3-6-1							
1-4-1		0-0-0		0-0-0		HOME		0-1-0		0-1-0		1-2-1							
2-5-0		0-0-0		0-0-0		AWAY		0-0-0		0-1-0		2-4-0							
0-0-0		0-0-0		0-0-0		NEUTRAL		0-0-0		0-0-0		0-0-0							
3-8-1		0-0-0		0-0-0		NON-CONFERENCE		0-1-0		0-2-0		3-5-1							
1-4-1		0-0-0		0-0-0		HOME		0-1-0		0-1-0		1-2-1							
2-4-0		0-0-0		0-0-		AWAY		0-0-0		0-1-0		2-3-0							
0-0-0		0-0-0		0-0-0		NEUTRAL		0-0-0		0-0-0		0-0-0							
0-1-0		0-0-0		0-0-0		CONFERENCE		0-0-0		0-0-0		0-1-0							
0-0-0		0-0-0		0-0-0		HOME		0-0-0		0-0-0		0-0-0							
0-1-0		0-0-0		0-0-0		AWAY		0-0-0		0-0-0		0-1-0							
0-0-0		0-0-0		0-0-0		NEUTRAL		0-0-0		0-0-0		0-0-0							
RPI	S	Opponent		Score	RPI	S	Opponent		Score	RPI	S	Opponent		Score					
							73	H	George Washington	0	2	135	A	UMBC	0	4			
												145	H	Rider	1	2			
												173	H	Fairleigh Dickinson	0	3			
												233	A	Sacred Heart	2	4			
												234	A	Stony Brook	0	1			
												238	A	Wagner	1	0			
												257	H	UMass Lowell	1	2			
												280	A	American	0	2			
												313	A	NJIT	1	2			
												316	A	Mt. St. Mary's	2	0			
												318	H	VMI	1	1			
												326	H	Saint Peter's	3	0			
LAST 10 GAMES																			
		313	A	NJIT	1	2		238	A	Wagner	1	0							
		318	H	VMI	1	1		145	H	Rider	1	2							
		326	H	Saint Peter's	3	0		316	A	Mt. St. Mary's	2	0							
		73	H	George Washington	0	2		280	A	American	0	2							
		135	A	UMBC	0	4		173	H	Fairleigh Dickinson	0	3							

Non-Div. I Games:

Delaware St.

Average RPI Win:	310	WON-LOST RECORD	WINNING PCT. RANK	LAST 10 GAMES	STRENGTH OF SCHEDULE	OPP. STRENGTH OF SCHEDULE	TEAM RPI	ADJ RPI	CONF. RPI	ADJ CONF. RPI			
Average RPI Loss:	238												
DIV. I ONLY	4-7-3	.39286	241	3-4-2	329	325	319	.37171	315	32	31		
DIV. I NON-CONF.	1-5-1	.21429	289	0-2-0	197	306	286	.40268	286	31	31		
<hr/>													
TOTALS	RPI 1-25	RPI 26-50		W-L RECORDS	RPI 51-100		RPI 101-150		RPI 150+				
4-7-3	0-0-0	0-0-0		OVERALL	0-0-0		0-0-0		4-7-3				
3-3-2	0-0-0	0-0-0		HOME	0-0-0		0-0-0		3-3-2				
1-4-1	0-0-0	0-0-0		AWAY	0-0-0		0-0-0		1-4-1				
0-0-0	0-0-0	0-0-0		NEUTRAL	0-0-0		0-0-0		0-0-0				
<hr/>													
1-5-1	0-0-0	0-0-0		NON-CONFERENCE	0-0-0		0-0-0		1-5-1				
1-1-1	0-0-0	0-0-0		HOME	0-0-0		0-0-0		1-1-1				
0-4-0	0-0-0	0-0-		AWAY	0-0-0		0-0-0		0-4-0				
0-0-0	0-0-0	0-0-0		NEUTRAL	0-0-0		0-0-0		0-0-0				
<hr/>													
3-2-2	0-0-0	0-0-0		CONFERENCE	0-0-0		0-0-0		3-2-2				
2-2-1	0-0-0	0-0-0		HOME	0-0-0		0-0-0		2-2-1				
1-0-1	0-0-0	0-0-0		AWAY	0-0-0		0-0-0		1-0-1				
0-0-0	0-0-0	0-0-0		NEUTRAL	0-0-0		0-0-0		0-0-0				
<hr/>													
RPI S	Opponent	Score	RPI S	Opponent	Score	RPI S	Opponent	Score	RPI S	Opponent	Score		
						167 H Southeastern La.						0	2
						185 A Louisiana Tech						0	7
						189 A Jacksonville St.						1	7
						247 A Southern Miss.						0	5
						258 H McNeese St.						1	0
						276 H Tex.-Pan American						1	1
						285 A Northwestern St.						0	6
						294 H Howard						0	1
						301 H Alabama St.						1	2
						321 H Alabama A&M						3	0
						322 A Mississippi Val.						2	2
						328 H Grambling						1	1
						329 H Ark.-Pine Bluff						6	0
						331 A Alcorn						4	0
						<hr/>							
			LAST 10 GAMES										
			321 H Alabama A&M			3	0	328 H Grambling			1	1	
			301 H Alabama St.			1	2	329 H Ark.-Pine Bluff			6	0	
			294 H Howard			0	1	185 A Louisiana Tech			0	7	
			331 A Alcorn			4	0	285 A Northwestern St.			0	6	
			322 A Mississippi Val.			2	2	189 A Jacksonville St.			1	7	

Non-Div. I Games: Millsaps 2 0 Mississippi Col. 3 2

Jackson St.

Average RPI Win:	292	WON-LOST RECORD	WINNING PCT. RANK	LAST 10 GAMES	STRENGTH OF SCHEDULE	OPP. STRENGTH OF SCHEDULE	TEAM RPI	ADJ RPI	CONF. RPI	ADJ CONF. RPI	
DIV. I ONLY		2-14-0	.125 324	2-8-0	238	271	316	.3716 316	29	29	
DIV. I NON-CONF.		1-10-0	.09091 317	1-4-0	184	241	305	.38226 305	27	27	
<hr/>											
TOTALS	RPI 1-25	RPI 26-50		W-L RECORDS	RPI 51-100		RPI 101-150		RPI 150+		
2-14-0	0-0-0	0-0-0		OVERALL	0-3-0		0-1-0		2-10-0		
2-5-0	0-0-0	0-0-0		HOME	0-0-0		0-0-0		2-5-0		
0-7-0	0-0-0	0-0-0		AWAY	0-3-0		0-0-0		0-4-0		
0-2-0	0-0-0	0-0-0		NEUTRAL	0-0-0		0-1-0		0-1-0		
1-10-0	0-0-0	0-0-0		NON-CONFERENCE	0-3-0		0-1-0		1-6-0		
1-3-0	0-0-0	0-0-0		HOME	0-0-0		0-0-0		1-3-0		
0-5-0	0-0-0	0-0-		AWAY	0-3-0		0-0-0		0-2-0		
0-2-0	0-0-0	0-0-0		NEUTRAL	0-0-0		0-1-0		0-1-0		
1-4-0	0-0-0	0-0-0		CONFERENCE	0-0-0		0-0-0		1-4-0		
1-2-0	0-0-0	0-0-0		HOME	0-0-0		0-0-0		1-2-0		
0-2-0	0-0-0	0-0-0		AWAY	0-0-0		0-0-0		0-2-0		
0-0-0	0-0-0	0-0-0		NEUTRAL	0-0-0		0-0-0		0-0-0		
RPI S	Opponent	Score	RPI S	Opponent	Score	RPI S	Opponent	Score	RPI S	Opponent	Score
						66 A	Navy	0 3	135 N	UMBC	0 6
						73 A	George Washington	0 6	153 A	Bucknell	1 7
						85 A	Temple	0 3	160 H	Penn	0 1
									163 N	Loyola Maryland	0 2
									173 H	Fairleigh Dickinson	0 3
									200 H	Lehigh	0 1
									238 A	Wagner	0 1
									280 A	American	0 3
									289 H	Bryant	2 1
									291 H	Robert Morris	1 5
									294 H	Howard	3 1
									303 A	LIU Brooklyn	1 5
									314 H	Delaware St.	0 2
<hr/>											
LAST 10 GAMES											
						291 H	Robert Morris	1 5	66 A	Navy	0 3
						289 H	Bryant	2 1	294 H	Howard	3 1
						303 A	LIU Brooklyn	1 5	163 N	Loyola Maryland	0 2
						238 A	Wagner	0 1	135 N	UMBC	0 6
						173 H	Fairleigh Dickinson	0 3	153 A	Bucknell	1 7

Non-Div. I Games:

Mt. St. Mary's

Average RPI Win: 322		WON-LOST RECORD		WINNING PCT. RANK		LAST 10 GAMES		STRENGTH OF SCHEDULE		OPP. STRENGTH OF SCHEDULE		TEAM RPI		ADJ RPI		CONF. RPI		ADJ CONF. RPI	
Average RPI Loss: 240																			
DIV. I ONLY		6-6-1		.5 162		4-1-1		331		323		315		.3684 317		32		31	
DIV. I NON-CONF.		1-5-0		.16667 300		0-0-0		308		280		322		.33464 323		31		31	
TOTALS		RPI 1-25		RPI 26-50		W-L RECORDS		RPI 51-100		RPI 101-150		RPI 150+							
6-6-1		0-0-0		0-0-0		OVERALL		0-0-0		0-1-0		6-5-1							
2-3-1		0-0-0		0-0-0		HOME		0-0-0		0-0-0		2-3-1							
4-3-0		0-0-0		0-0-0		AWAY		0-0-0		0-1-0		4-2-0							
0-0-0		0-0-0		0-0-0		NEUTRAL		0-0-0		0-0-0		0-0-0							
1-5-0		0-0-0		0-0-0		NON-CONFERENCE		0-0-0		0-1-0		1-4-0							
1-2-0		0-0-0		0-0-0		HOME		0-0-0		0-0-0		1-2-0							
0-3-0		0-0-0		0-0-		AWAY		0-0-0		0-1-0		0-2-0							
0-0-0		0-0-0		0-0-0		NEUTRAL		0-0-0		0-0-0		0-0-0							
5-1-1		0-0-0		0-0-0		CONFERENCE		0-0-0		0-0-0		5-1-1							
1-1-1		0-0-0		0-0-0		HOME		0-0-0		0-0-0		1-1-1							
4-0-0		0-0-0		0-0-0		AWAY		0-0-0		0-0-0		4-0-0							
0-0-0		0-0-0		0-0-0		NEUTRAL		0-0-0		0-0-0		0-0-0							
RPI S	Opponent	Score		RPI S	Opponent	Score		RPI S	Opponent	Score		RPI S	Opponent	Score					
												109 A	Texas St.	0		2			
												215 A	Sam Houston St.	1		2			
												258 A	McNeese St.	0		1			
												276 H	Tex.-Pan American	1		3			
												285 H	Northwestern St.	0		4			
												294 H	Howard	0		1			
												301 H	Alabama St.	5		1			
												319 H	Incarnate Word	2		1			
												321 H	Alabama A&M	2		2			
												322 A	Mississippi Val.	4		3			
												328 A	Grambling	1		0			
												329 A	Ark.-Pine Bluff	7		0			
												331 A	Alcorn	9		0			
				LAST 10 GAMES															
												294 H	Howard	0		1			
												322 A	Mississippi Val.	4		3			
												331 A	Alcorn	9		0			
												329 A	Ark.-Pine Bluff	7		0			
												328 A	Grambling	1		0			
												321 H	Alabama A&M	2		2			
												301 H	Alabama St.	5		1			
												109 A	Texas St.	0		2			
												319 H	Incarnate Word	2		1			
												285 H	Northwestern St.	0		4			

Non-Div. I Games: St. Thomas (TX) 0 1

Prairie View

VMI				Through Games Of Oct. 19, 2014									
Average RPI Win:	309	WON-LOST RECORD	WINNING PCT. RANK	LAST 10 GAMES	STRENGTH OF SCHEDULE	OPP. STRENGTH OF SCHEDULE	TEAM RPI	ADJ RPI	CONF. RPI	ADJ CONF. RPI			
DIV. I ONLY	3-12-1	.21875	299	2-7-1	294	305	320	.3665	318	20	20		
DIV. I NON-CONF.	1-7-1	.16667	300	0-2-1	310	323	325	.32641	324	21	21		
<hr/>													
TOTALS	RPI 1-25	RPI 26-50		W-L RECORDS	RPI 51-100		RPI 101-150		RPI 150+				
3-12-1	0-0-0	0-0-0		OVERALL	0-1-0		0-3-0		3-8-1				
2-5-0	0-0-0	0-0-0		HOME	0-1-0		0-1-0		2-3-0				
1-6-1	0-0-0	0-0-0		AWAY	0-0-0		0-2-0		1-4-1				
0-1-0	0-0-0	0-0-0		NEUTRAL	0-0-0		0-0-0		0-1-0				
1-7-1	0-0-0	0-0-0		NON-CONFERENCE	0-0-0		0-0-0		1-7-1				
1-3-0	0-0-0	0-0-0		HOME	0-0-0		0-0-0		1-3-0				
0-3-1	0-0-0	0-0-		AWAY	0-0-0		0-0-0		0-3-1				
0-1-0	0-0-0	0-0-0		NEUTRAL	0-0-0		0-0-0		0-1-0				
2-5-0	0-0-0	0-0-0		CONFERENCE	0-1-0		0-3-0		2-1-0				
1-2-0	0-0-0	0-0-0		HOME	0-1-0		0-1-0		1-0-0				
1-3-0	0-0-0	0-0-0		AWAY	0-0-0		0-2-0		1-1-0				
0-0-0	0-0-0	0-0-0		NEUTRAL	0-0-0		0-0-0		0-0-0				
RPI S	Opponent	Score	RPI S	Opponent	Score	RPI S	Opponent	Score	RPI S	Opponent	Score		
						97 H	Samford	0	5	120 H	UNC Greensboro	1	4
						126 A	Mercer	0	4				
						141 A	East Tenn. St.	0	7				
						168 A	Cornell	0	5				
						218 A	Western Caro.	0	3				
						235 A	Longwood	0	4				
						240 N	St. Bonaventure	0	2				
						251 H	Radford	0	1				
						262 H	Gardner-Webb	1	3				
						288 A	Youngstown St.	0	2				
						294 H	Howard	2	1				
						306 A	Citadel	3	2				
						314 A	Delaware St.	1	1				
						324 H	USC Upstate	0	1				
						327 H	Chattanooga	4	0				
<hr/>													
			LAST 10 GAMES										
			218 A Western Caro.			0	3	314 A Delaware St.			1	1	
			141 A East Tenn. St.			0	7	126 A Mercer			0	4	
			327 H Chattanooga			4	0	306 A Citadel			3	2	
			97 H Samford			0	5	324 H USC Upstate			0	1	
			120 H UNC Greensboro			1	4	251 H Radford			0	1	

Non-Div. I Games:

VMI

Average RPI Win:	265	WON-LOST	WINNING	LAST 10	STRENGTH OF	OPP. STRENGTH	TEAM	ADJ	CONF.	ADJ CONF.							
Average RPI Loss:	220	RECORD	PCT. RANK	GAMES	SCHEDULE	OF SCHEDULE	RPI	RPI	RPI	RPI							
DIV. I ONLY	1-11-2	.14286	321	1-7-2	239	312	318	.36607	319	24	24						
DIV. I NON-CONF.	0-7-0	0	323	0-3-0	241	309	324	.32482	325	24	24						
<hr/>																	
TOTALS	RPI 1-25	RPI 26-50		W-L RECORDS	RPI 51-100		RPI 101-150		RPI 150+								
1-11-2	0-0-0	0-0-0		OVERALL	0-2-0		0-0-0		1-9-2								
0-3-2	0-0-0	0-0-0		HOME	0-0-0		0-0-0		0-3-2								
1-8-0	0-0-0	0-0-0		AWAY	0-2-0		0-0-0		1-6-0								
0-0-0	0-0-0	0-0-0		NEUTRAL	0-0-0		0-0-0		0-0-0								
<hr/>																	
0-7-0	0-0-0	0-0-0		NON-CONFERENCE	0-2-0		0-0-0		0-5-0								
0-1-0	0-0-0	0-0-0		HOME	0-0-0		0-0-0		0-1-0								
0-6-0	0-0-0	0-0-		AWAY	0-2-0		0-0-0		0-4-0								
0-0-0	0-0-0	0-0-0		NEUTRAL	0-0-0		0-0-0		0-0-0								
<hr/>																	
1-4-2	0-0-0	0-0-0		CONFERENCE	0-0-0		0-0-0		1-4-2								
0-2-2	0-0-0	0-0-0		HOME	0-0-0		0-0-0		0-2-2								
1-2-0	0-0-0	0-0-0		AWAY	0-0-0		0-0-0		1-2-0								
0-0-0	0-0-0	0-0-0		NEUTRAL	0-0-0		0-0-0		0-0-0								
<hr/>																	
RPI S	Opponent	Score	RPI S	Opponent	Score	RPI S	Opponent	Score	RPI S	Opponent	Score						
						78 A	Baylor	0 5	167 H	Southeastern La.	0 2						
						99 A	UTEP	0 4	172 A	Creighton	0 2						
									196 H	Abilene Christian	1 1						
									215 A	Sam Houston St.	1 4						
									237 A	Houston Baptist	0 5						
									252 H	A&M-Corpus Christi	1 1						
									260 H	Nicholls St.	1 3						
									265 A	Central Ark.	1 0						
									276 H	Tex.-Pan American	1 2						
									294 A	Omaha	0 2						
									302 A	New Mexico St.	1 2						
									317 A	Prairie View	1 2						
						<hr/>											
						LAST 10 GAMES											
						196 H Abilene Christian			1 1	167 H Southeastern La.			0 2				
237 A Houston Baptist			0 5	215 A Sam Houston St.			1 4										
252 H A&M-Corpus Christi			1 1	317 A Prairie View			1 2										
265 A Central Ark.			1 0	276 H Tex.-Pan American			1 2										
260 H Nicholls St.			1 3	78 A Baylor			0 5										

Non-Div. I Games:

Incarnate Word

Average RPI Win:	241	WON-LOST	WINNING	LAST 10	STRENGTH OF	OPP. STRENGTH	TEAM	ADJ	CONF.	ADJ CONF.		
Average RPI Loss:	224	RECORD	PCT. RANK	GAMES	SCHEDULE	OF SCHEDULE	RPI	RPI	RPI	RPI		
DIV. I ONLY		3-13-0	.1875	310	3-7-0	270	310	317	.365	320	25	26
DIV. I NON-CONF.		0-8-0	0	323	0-2-0	311	301	332	.28468	331	25	25
<hr/>												
TOTALS	RPI 1-25		RPI 26-50		W-L RECORDS		RPI 51-100		RPI 101-150		RPI 150+	
3-13-0	0-0-0		0-0-0		OVERALL		0-2-0		1-2-0		2-9-0	
2-5-0	0-0-0		0-0-0		HOME		0-0-0		1-1-0		1-4-0	
1-8-0	0-0-0		0-0-0		AWAY		0-2-0		0-1-0		1-5-0	
0-0-0	0-0-0		0-0-0		NEUTRAL		0-0-0		0-0-0		0-0-0	
0-8-0	0-0-0		0-0-0		NON-CONFERENCE		0-1-0		0-0-0		0-7-0	
0-3-0	0-0-0		0-0-0		HOME		0-0-0		0-0-0		0-3-0	
0-5-0	0-0-0		0-0-		AWAY		0-1-0		0-0-0		0-4-0	
0-0-0	0-0-0		0-0-0		NEUTRAL		0-0-0		0-0-0		0-0-0	
3-5-0	0-0-0		0-0-0		CONFERENCE		0-1-0		1-2-0		2-2-0	
2-2-0	0-0-0		0-0-0		HOME		0-0-0		1-1-0		1-1-0	
1-3-0	0-0-0		0-0-0		AWAY		0-1-0		0-1-0		1-1-0	
0-0-0	0-0-0		0-0-0		NEUTRAL		0-0-0		0-0-0		0-0-0	
RPI	S	Opponent	Score	RPI	S	Opponent	Score	RPI	S	Opponent	Score	
						69 A	Buffalo	0		2		
						88 A	Fairfield	0		3		

Non-Div. I Games: Roberts Wesleyan 1 0

Canisius



Average RPI Win:	328	WON-LOST RECORD	WINNING PCT. RANK	LAST 10 GAMES	STRENGTH OF SCHEDULE	OPP. STRENGTH OF SCHEDULE	TEAM RPI	ADJ RPI	CONF. RPI	ADJ CONF. RPI	
Average RPI Loss:	221										
DIV. I ONLY	1-10-4	.2	305	1-5-4	280	327	321	.35781	321	32	31
DIV. I NON-CONF.	0-8-1	.05556	322	0-3-1	208	322	317	.35206	317	31	31
<hr/>											
TOTALS	RPI 1-25	RPI 26-50		W-L RECORDS		RPI 51-100		RPI 101-150		RPI 150+	
1-10-4	0-0-0	0-0-0		OVERALL		0-1-0		0-2-0		1-7-4	
1-3-0	0-0-0	0-0-0		HOME		0-1-0		0-0-0		1-2-0	
0-7-4	0-0-0	0-0-0		AWAY		0-0-0		0-2-0		0-4-4	
0-0-0	0-0-0	0-0-0		NEUTRAL		0-0-0		0-0-0		0-0-0	
0-8-1	0-0-0	0-0-0		NON-CONFERENCE		0-1-0		0-2-0		0-5-1	
0-3-0	0-0-0	0-0-0		HOME		0-1-0		0-0-0		0-2-0	
0-5-1	0-0-0	0-0-		AWAY		0-0-0		0-2-0		0-3-1	
0-0-0	0-0-0	0-0-0		NEUTRAL		0-0-0		0-0-0		0-0-0	
1-2-3	0-0-0	0-0-0		CONFERENCE		0-0-0		0-0-0		1-2-3	
1-0-0	0-0-0	0-0-0		HOME		0-0-0		0-0-0		1-0-0	
0-2-3	0-0-0	0-0-0		AWAY		0-0-0		0-0-0		0-2-3	
0-0-0	0-0-0	0-0-0		NEUTRAL		0-0-0		0-0-0		0-0-0	
RPI	S	Opponent	Score	RPI	S	Opponent	Score	RPI	S	Opponent	Score
								</			

Non-Div. I Games:

Alabama A&amp;M

Average RPI Win: 329		WON-LOST	WINNING	LAST 10	STRENGTH OF		OPP. STRENGTH	TEAM	ADJ	CONF.	ADJ CONF.
Average RPI Loss: 245		RECORD	PCT. RANK	GAMES	SCHEDULE		OF SCHEDULE	RPI	RPI	RPI	RPI
DIV. I ONLY		2-9-3	.25	293	2-5-3		307	330	324	.35597	322
DIV. I NON-CONF.		0-7-0	0	323	0-3-0		203	317	321	.34281	319
TOTALS		RPI 1-25	RPI 26-50		W-L RECORDS		RPI 51-100		RPI 101-150		RPI 150+
2-9-3		0-0-0	0-0-0		OVERALL		0-0-0		0-0-0		2-9-3
0-3-3		0-0-0	0-0-0		HOME		0-0-0		0-0-0		0-3-3
2-6-0		0-0-0	0-0-0		AWAY		0-0-0		0-0-0		2-6-0
0-0-0		0-0-0	0-0-0		NEUTRAL		0-0-0		0-0-0		0-0-0
0-7-0		0-0-0	0-0-0		NON-CONFERENCE		0-0-0		0-0-0		0-7-0
0-1-0		0-0-0	0-0-0		HOME		0-0-0		0-0-0		0-1-0
0-6-0		0-0-0	0-0-		AWAY		0-0-0		0-0-0		0-6-0
0-0-0		0-0-0	0-0-0		NEUTRAL		0-0-0		0-0-0		0-0-0
2-2-3		0-0-0	0-0-0		CONFERENCE		0-0-0		0-0-0		2-2-3
0-2-3		0-0-0	0-0-0		HOME		0-0-0		0-0-0		0-2-3
2-0-0		0-0-0	0-0-0		AWAY		0-0-0		0-0-0		2-0-0
0-0-0		0-0-0	0-0-0		NEUTRAL		0-0-0		0-0-0		0-0-0
RPI S	Opponent	Score	RPI S	Opponent	Score	RPI S	Opponent	Score	RPI S	Opponent	Score
									167 A	Southeastern La.	0 9
									189 A	Jacksonville St.	0 15
									194 A	UALR	0 9
									230 A	La.-Monroe	1 3
									247 A	Southern Miss.	0 8
									265 H	Central Ark.	0 10
									294 H	Howard	1 3
									299 A	Arkansas St.	1 5
									308 H	Southern U.	0 0
									311 H	Texas Southern	0 0
									315 H	Jackson St.	2 2
									317 H	Prairie View	3 4
									328 A	Grambling	5 1
									329 A	Ark.-Pine Bluff	5 1
LAST 10 GAMES											
						328 A	Grambling	5 1	315 H	Jackson St.	2 2
						329 A	Ark.-Pine Bluff	5 1	294 H	Howard	1 3
						317 H	Prairie View	3 4	230 A	La.-Monroe	1 3
						311 H	Texas Southern	0 0	167 A	Southeastern La.	0 9
						308 H	Southern U.	0 0	299 A	Arkansas St.	1 5

Non-Div. I Games:

Mississippi Val.

Average RPI Win: 298		WON-LOST	WINNING	LAST 10	STRENGTH OF		OPP. STRENGTH	TEAM	ADJ		CONF.	ADJ CONF.
Average RPI Loss: 233		RECORD	PCT. RANK	GAMES	SCHEDULE		OF SCHEDULE	RPI	RPI		RPI	RPI
DIV. I ONLY		4-10-1	.3	275	1-8-1		326	307	323		26	25
DIV. I NON-CONF.		3-5-0	.375	234	0-3-0		331	294	326		30	30
TOTALS		RPI 1-25	RPI 26-50		W-L RECORDS		RPI 51-100		RPI 101-150		RPI 150+	
4-10-1		0-0-0	0-0-0		OVERALL		0-1-0		0-1-0		4-8-1	
4-3-0		0-0-0	0-0-0		HOME		0-1-0		0-1-0		4-1-0	
0-7-1		0-0-0	0-0-0		AWAY		0-0-0		0-0-0		0-7-1	
0-0-0		0-0-0	0-0-0		NEUTRAL		0-0-0		0-0-0		0-0-0	
3-5-0		0-0-0	0-0-0		NON-CONFERENCE		0-0-0		0-1-0		3-4-0	
3-1-0		0-0-0	0-0-0		HOME		0-0-0		0-1-0		3-0-0	
0-4-0		0-0-0	0-0-		AWAY		0-0-0		0-0-0		0-4-0	
0-0-0		0-0-0	0-0-0		NEUTRAL		0-0-0		0-0-0		0-0-0	
1-5-1		0-0-0	0-0-0		CONFERENCE		0-1-0		0-0-0		1-4-1	
1-2-0		0-0-0	0-0-0		HOME		0-1-0		0-0-0		1-1-0	
0-3-1		0-0-0	0-0-0		AWAY		0-0-0		0-0-0		0-3-1	
0-0-0		0-0-0	0-0-0		NEUTRAL		0-0-0		0-0-0		0-0-0	
RPI S	Opponent	Score	RPI S	Opponent	Score	RPI S	Opponent	Score	RPI S	Opponent	Score	
						89 H	Liberty	1 4	106 H	Richmond	1 3	
									208 H	Campbell	1 2	
									235 A	Longwood	0 2	
									251 A	Radford	2 3	
									264 H	North Florida	1 0	
									266 A	Col. of Charleston	1 2	
									275 A	Winthrop	2 3	
									282 H	UNC Asheville	3 2	
									283 A	Presbyterian	0 0	
									290 A	Stetson	0 1	
									304 A	Francis Marion	2 3	
									306 A	Citadel	1 3	
									313 H	NJIT	2 1	
									332 H	South Carolina St.	2 0	
LAST 10 GAMES												
			235 A	Longwood	0 2	283 A	Presbyterian	0 0				
			275 A	Winthrop	2 3	251 A	Radford	2 3				
			304 A	Francis Marion	2 3	89 H	Liberty	1 4				
			208 H	Campbell	1 2	290 A	Stetson	0 1				
			282 H	UNC Asheville	3 2	306 A	Citadel	1 3				

Non-Div. I Games: SCAD 3 1

Charleston So.

Average RPI Win:	325	WON-LOST RECORD	WINNING PCT. RANK	LAST 10 GAMES	STRENGTH OF SCHEDULE	OPP. STRENGTH OF SCHEDULE	TEAM RPI	ADJ RPI	CONF. RPI	ADJ CONF. RPI		
Average RPI Loss:	215											
DIV. I ONLY		2-12-1	.16667	316	1-8-1	276	319	322	.35337	324	21	21
DIV. I NON-CONF.		2-7-0	.22222	286	1-3-0	300	330	319	.34208	320	20	20
<hr/>												
TOTALS	RPI 1-25	RPI 26-50		W-L RECORDS		RPI 51-100		RPI 101-150		RPI 150+		
2-12-1	0-0-0	0-1-0		OVERALL		0-0-0		0-2-0		2-9-1		
0-7-1	0-0-0	0-1-0		HOME		0-0-0		0-1-0		0-5-1		
2-5-0	0-0-0	0-0-0		AWAY		0-0-0		0-1-0		2-4-0		
0-0-0	0-0-0	0-0-0		NEUTRAL		0-0-0		0-0-0		0-0-0		
2-7-0	0-0-0	0-0-0		NON-CONFERENCE		0-0-0		0-2-0		2-5-0		
0-4-0	0-0-0	0-0-0		HOME		0-0-0		0-1-0		0-3-0		
2-3-0	0-0-0	0-0-		AWAY		0-0-0		0-1-0		2-2-0		
0-0-0	0-0-0	0-0-0		NEUTRAL		0-0-0		0-0-0		0-0-0		
0-5-1	0-0-0	0-1-0		CONFERENCE		0-0-0		0-0-0		0-4-1		
0-3-1	0-0-0	0-1-0		HOME		0-0-0		0-0-0		0-2-1		
0-2-0	0-0-0	0-0-0		AWAY		0-0-0		0-0-0		0-2-0		
0-0-0	0-0-0	0-0-0		NEUTRAL		0-0-0		0-0-0		0-0-0		
RPI	S	Opponent	Score	RPI	S	Opponent	Score	RPI	S	Opponent	Score	
				41	H	FGCU	0 3					
								105	H	Furman	0 3	
								141	A	East Tenn. St.	0 5	
								152	H	Lipscomb	0 4	
								158	A	Jacksonville	1 2	
								262	H	Gardner-Webb	0 1	
								264	A	North Florida	0 2	
								279	H	Northern Ky.	1 1	
								282	H	UNC Asheville	0 1	
								283	H	Presbyterian	0 1	
								290	H	Stetson	2 3	
								301	A	Alabama St.	0 1	
								306	A	Citadel	0 1	
								318	A	VMI	1 0	
								332	A	South Carolina St.	4 1	
LAST 10 GAMES												
				152	H	Lipscomb	0 4	279	H	Northern Ky.	1 1	
				158	A	Jacksonville	1 2	318	A	VMI	1 0	
				264	A	North Florida	0 2	141	A	East Tenn. St.	0 5	
				290	H	Stetson	2 3	262	H	Gardner-Webb	0 1	
				41	H	FGCU	0 3	105	H	Furman	0 3	

Non-Div. I Games:

USC Upstate

Average RPI Win: 330		WON-LOST RECORD		WINNING PCT. RANK		LAST 10 GAMES		STRENGTH OF SCHEDULE		OPP. STRENGTH OF SCHEDULE		TEAM RPI		ADJ RPI		CONF. RPI		ADJ CONF. RPI	
DIV. I ONLY		1-12-1		.10714 325		0-9-1		284		311		325		.34666 325		22		22	
DIV. I NON-CONF.		1-5-1		.21429 289		0-2-1		256		327		313		.37364 313		22		22	
TOTALS		RPI 1-25		RPI 26-50		W-L RECORDS		RPI 51-100		RPI 101-150		RPI 150+							
1-12-1		0-0-0		0-0-0		OVERALL		0-1-0		0-2-0		1-9-1							
0-5-1		0-0-0		0-0-0		HOME		0-0-0		0-2-0		0-3-1							
1-7-0		0-0-0		0-0-0		AWAY		0-1-0		0-0-0		1-6-0							
0-0-0		0-0-0		0-0-0		NEUTRAL		0-0-0		0-0-0		0-0-0							
1-5-1		0-0-0		0-0-0		NON-CONFERENCE		0-1-0		0-0-0		1-4-1							
0-1-1		0-0-0		0-0-0		HOME		0-0-0		0-0-0		0-1-1							
1-4-0		0-0-0		0-0-		AWAY		0-1-0		0-0-0		1-3-0							
0-0-0		0-0-0		0-0-0		NEUTRAL		0-0-0		0-0-0		0-0-0							
0-7-0		0-0-0		0-0-0		CONFERENCE		0-0-0		0-2-0		0-5-0							
0-4-0		0-0-0		0-0-0		HOME		0-0-0		0-2-0		0-2-0							
0-3-0		0-0-0		0-0-0		AWAY		0-0-0		0-0-0		0-3-0							
0-0-0		0-0-0		0-0-0		NEUTRAL		0-0-0		0-0-0		0-0-0							
RPI	S	Opponent		Score		RPI	S	Opponent		Score		RPI	S	Opponent		Score			
								</											

Non-Div. I Games:

North Dakota

Average RPI Win:	320	WON-LOST RECORD	WINNING PCT. RANK	LAST 10 GAMES	STRENGTH OF SCHEDULE	OPP. STRENGTH OF SCHEDULE	TEAM RPI	ADJ RPI	CONF. RPI	ADJ CONF. RPI		
DIV. I ONLY		1-15-0	.0625	329	1-9-0	264	315	326	.33827	326	25	26
DIV. I NON-CONF.		0-9-0	0	323	0-3-0	296	315	329	.30037	328	25	25
<hr/>												
TOTALS	RPI 1-25	RPI 26-50		W-L RECORDS		RPI 51-100		RPI 101-150		RPI 150+		
1-15-0	0-0-0	0-0-0		OVERALL		0-1-0		0-3-0		1-11-0		
1-4-0	0-0-0	0-0-0		HOME		0-0-0		0-0-0		1-4-0		
0-11-0	0-0-0	0-0-0		AWAY		0-1-0		0-3-0		0-7-0		
0-0-0	0-0-0	0-0-0		NEUTRAL		0-0-0		0-0-0		0-0-0		
<hr/>												
0-9-0	0-0-0	0-0-0		NON-CONFERENCE		0-0-0		0-1-0		0-8-0		
0-2-0	0-0-0	0-0-0		HOME		0-0-0		0-0-0		0-2-0		
0-7-0	0-0-0	0-0-		AWAY		0-0-0		0-1-0		0-6-0		
0-0-0	0-0-0	0-0-0		NEUTRAL		0-0-0		0-0-0		0-0-0		
<hr/>												
1-6-0	0-0-0	0-0-0		CONFERENCE		0-1-0		0-2-0		1-3-0		
1-2-0	0-0-0	0-0-0		HOME		0-0-0		0-0-0		1-2-0		
0-4-0	0-0-0	0-0-0		AWAY		0-1-0		0-2-0		0-1-0		
0-0-0	0-0-0	0-0-0		NEUTRAL		0-0-0		0-0-0		0-0-0		
<hr/>												
RPI	S	Opponent	Score	RPI	S	Opponent	Score	RPI	S	Opponent	Score	
				88 A Fairfield				0	8			
								125 A Monmouth	0	8		
								130 A Niagara	0	1		
								143 A Yale	1	5		
								173 A Fairleigh Dickinson	0	8		
								228 A Albany (NY)	0	5		
								231 H Lafayette	0	4		
								233 A Sacred Heart	0	4		
								238 A Wagner	0	2		
								239 H Siena	2	3		
								284 A Marist	1	2		
								286 H Iona	1	7		
								303 H LIU Brooklyn	1	4		
								313 A NJIT	0	2		
								314 A Delaware St.	0	3		
				320 H Canisius	3	1						
<hr/>												
				LAST 10 GAMES								
				284 A Marist	1	2	125 A Monmouth	0	8			
				286 H Iona	1	7	303 H LIU Brooklyn	1	4			
				130 A Niagara	0	1	314 A Delaware St.	0	3			
				88 A Fairfield	0	8	320 H Canisius	3	1			
				239 H Siena	2	3	143 A Yale	1	5			

Non-Div. I Games:

Saint Peter's

Average RPI Win:	0	WON-LOST	WINNING	LAST 10	STRENGTH OF	OPP. STRENGTH	TEAM	ADJ	CONF.	ADJ CONF.					
Average RPI Loss:	197	RECORD	PCT. RANK	GAMES	SCHEDULE	OF SCHEDULE	RPI	RPI	RPI	RPI					
DIV. I ONLY	0-14-1	.03333	330	0-9-1	282	257	327	.32897	327	20	20				
DIV. I NON-CONF.	0-7-1	.0625	321	0-2-1	319	269	328	.2998	329	21	21				
<hr/>															
TOTALS	RPI 1-25	RPI 26-50		W-L RECORDS		RPI 51-100		RPI 101-150		RPI 150+					
0-14-1	0-0-0	0-0-0		OVERALL		0-2-0		0-3-0		0-9-1					
0-6-1	0-0-0	0-0-0		HOME		0-1-0		0-1-0		0-4-1					
0-8-0	0-0-0	0-0-0		AWAY		0-1-0		0-2-0		0-5-0					
0-0-0	0-0-0	0-0-0		NEUTRAL		0-0-0		0-0-0		0-0-0					
<hr/>															
0-7-1	0-0-0	0-0-0		NON-CONFERENCE		0-1-0		0-0-0		0-6-1					
0-3-1	0-0-0	0-0-0		HOME		0-0-0		0-0-0		0-3-1					
0-4-0	0-0-0	0-0-		AWAY		0-1-0		0-0-0		0-3-0					
0-0-0	0-0-0	0-0-0		NEUTRAL		0-0-0		0-0-0		0-0-0					
<hr/>															
0-7-0	0-0-0	0-0-0		CONFERENCE		0-1-0		0-3-0		0-3-0					
0-3-0	0-0-0	0-0-0		HOME		0-1-0		0-1-0		0-1-0					
0-4-0	0-0-0	0-0-0		AWAY		0-0-0		0-2-0		0-2-0					
0-0-0	0-0-0	0-0-0		NEUTRAL		0-0-0		0-0-0		0-0-0					
<hr/>															
RPI	S	Opponent	Score	RPI	S	Opponent	Score	RPI	S	Opponent	Score				
				77 A Vanderbilt				0	6	105 A Furman		0	9		
				97 H Samford				0	3	120 A UNC Greensboro				0	9
										141 H East Tenn. St.				1	5
										152 H Lipscomb				0	2
										193 A UAB				0	7
										214 A Wofford				0	10
										218 H Western Caro.				0	4
										262 H Gardner-Webb				2	7
										277 A Austin Peay				2	5
										282 A UNC Asheville				1	2
										300 H Tennessee Tech				1	2
										318 A VMI				0	4
										321 H Alabama A&M				3	3
				<hr/>											
								LAST 10 GAMES							
				105 A Furman				0	9	218 H Western Caro.				0	4
				214 A Wofford				0	10	97 H Samford				0	3
				318 A VMI				0	4	321 H Alabama A&M				3	3
				120 A UNC Greensboro				0	9	193 A UAB				0	7
				141 H East Tenn. St.				1	5	77 A Vanderbilt				0	6

Non-Div. I Games: Tenn. Temple 7 0

Chattanooga

Average RPI Win: 331		WON-LOST RECORD		WINNING PCT. RANK		LAST 10 GAMES		STRENGTH OF SCHEDULE		OPP. STRENGTH OF SCHEDULE		TEAM RPI		ADJ RPI		CONF. RPI		ADJ CONF. RPI	
DIV. I ONLY		1-9-1		.13636 322		1-8-1		330		331		328		.29863 328		32		31	
DIV. I NON-CONF.		0-3-0		0 323		0-2-0		163		319		316		.35808 316		31		31	
TOTALS		RPI 1-25		RPI 26-50		W-L RECORDS		RPI 51-100		RPI 101-150		RPI 150+							
1-9-1		0-0-0		0-0-0		OVERALL		0-0-0		0-0-0		1-9-1							
1-5-0		0-0-0		0-0-0		HOME		0-0-0		0-0-0		1-5-0							
0-4-1		0-0-0		0-0-0		AWAY		0-0-0		0-0-0		0-4-1							
0-0-0		0-0-0		0-0-0		NEUTRAL		0-0-0		0-0-0		0-0-0							
0-3-0		0-0-0		0-0-0		NON-CONFERENCE		0-0-0		0-0-0		0-3-0							
0-2-0		0-0-0		0-0-0		HOME		0-0-0		0-0-0		0-2-0							
0-1-0		0-0-0		0-0-		AWAY		0-0-0		0-0-0		0-1-0							
0-0-0		0-0-0		0-0-0		NEUTRAL		0-0-0		0-0-0		0-0-0							
1-6-1		0-0-0		0-0-0		CONFERENCE		0-0-0		0-0-0		1-6-1							
1-3-0		0-0-0		0-0-0		HOME		0-0-0		0-0-0		1-3-0							
0-3-1		0-0-0		0-0-0		AWAY		0-0-0		0-0-0		0-3-1							
0-0-0		0-0-0		0-0-0		NEUTRAL		0-0-0		0-0-0		0-0-0							
RPI	S	Opponent		Score	RPI	S	Opponent		Score	RPI	S	Opponent		Score					
										185	A	Louisiana Tech	0	9					
										230	H	La.-Monroe	0	4					
										276	H	Tex.-Pan American	0	4					
										301	A	Alabama St.	0	4					
										308	A	Southern U.	2	4					
										311	H	Texas Southern	0	1					
										315	A	Jackson St.	1	1					
										317	H	Prairie View	0	1					
										321	A	Alabama A&M	1	3					
										322	H	Mississippi Val.	1	5					
										331	H	Alcorn	1	0					
LAST 10 GAMES																			
										322	H	Mississippi Val.	1	5					
										331	H	Alcorn	1	0					
										301	A	Alabama St.	0	4					
										321	A	Alabama A&M	1	3					
										311	H	Texas Southern	0	1					
										317	H	Prairie View	0	1					
										315	A	Jackson St.	1	1					
										308	A	Southern U.	2	4					
										185	A	Louisiana Tech	0	9					
										230	H	La.-Monroe	0	4					

Non-Div. I Games:

Grambling



Average RPI Win:	331	WON-LOST RECORD	WINNING PCT. RANK	LAST 10 GAMES	STRENGTH OF SCHEDULE	OPP. STRENGTH OF SCHEDULE	TEAM RPI	ADJ RPI	CONF. RPI	ADJ CONF. RPI	
Average RPI Loss:	268										
DIV. I ONLY	1-13-0	.07143	328	1-8-0	327	329	329	.28388	329	32	31
DIV. I NON-CONF.	0-7-0	0	323	0-2-0	279	324	327	.30491	327	31	31
<hr/>											
TOTALS	RPI 1-25	RPI 26-50		W-L RECORDS	RPI 51-100		RPI 101-150		RPI 150+		
1-13-0	0-0-0	0-0-0		OVERALL	0-1-0		0-0-0		1-12-0		
1-5-0	0-0-0	0-0-0		HOME	0-0-0		0-0-0		1-5-0		
0-6-0	0-0-0	0-0-0		AWAY	0-1-0		0-0-0		0-5-0		
0-2-0	0-0-0	0-0-0		NEUTRAL	0-0-0		0-0-0		0-2-0		
0-7-0	0-0-0	0-0-0		NON-CONFERENCE	0-1-0		0-0-0		0-6-0		
0-2-0	0-0-0	0-0-0		HOME	0-0-0		0-0-0		0-2-0		
0-3-0	0-0-0	0-0-		AWAY	0-1-0		0-0-0		0-2-0		
0-2-0	0-0-0	0-0-0		NEUTRAL	0-0-0		0-0-0		0-2-0		
1-6-0	0-0-0	0-0-0		CONFERENCE	0-0-0		0-0-0		1-6-0		
1-3-0	0-0-0	0-0-0		HOME	0-0-0		0-0-0		1-3-0		
0-3-0	0-0-0	0-0-0		AWAY	0-0-0		0-0-0		0-3-0		
0-0-0	0-0-0	0-0-0		NEUTRAL	0-0-0		0-0-0		0-0-0		
RPI	S	Opponent	Score	RPI	S	Opponent	Score	RPI	S	Opponent	Score

Non-Div. I Games: Tex. A&M-Texarkana 1 4 Williams Baptist 3 0

Ark.-Pine Bluff

Average RPI Win:	329	WON-LOST	WINNING	LAST 10	STRENGTH OF	OPP. STRENGTH	TEAM	ADJ	CONF.	ADJ CONF.	
Average RPI Loss:	265	RECORD	PCT. RANK	GAMES	SCHEDULE	OF SCHEDULE	RPI	RPI	RPI	RPI	
DIV. I ONLY	1-13-1	.1	327	0-9-1	332	298	331	.2748	330	28	28
DIV. I NON-CONF.	1-8-0	.11111	313	0-4-0	327	321	331	.2873	330	26	26
<hr/>											
TOTALS	RPI 1-25	RPI 26-50		W-L RECORDS		RPI 51-100		RPI 101-150		RPI 150+	
1-13-1	0-0-0	0-0-0		OVERALL		0-0-0		0-0-0		1-13-1	
0-8-1	0-0-0	0-0-0		HOME		0-0-0		0-0-0		0-8-1	
1-5-0	0-0-0	0-0-0		AWAY		0-0-0		0-0-0		1-5-0	
0-0-0	0-0-0	0-0-0		NEUTRAL		0-0-0		0-0-0		0-0-0	
1-8-0	0-0-0	0-0-0		NON-CONFERENCE		0-0-0		0-0-0		1-8-0	
0-5-0	0-0-0	0-0-0		HOME		0-0-0		0-0-0		0-5-0	
1-3-0	0-0-0	0-0-		AWAY		0-0-0		0-0-0		1-3-0	
0-0-0	0-0-0	0-0-0		NEUTRAL		0-0-0		0-0-0		0-0-0	
0-5-1	0-0-0	0-0-0		CONFERENCE		0-0-0		0-0-0		0-5-1	
0-3-1	0-0-0	0-0-0		HOME		0-0-0		0-0-0		0-3-1	
0-2-0	0-0-0	0-0-0		AWAY		0-0-0		0-0-0		0-2-0	
0-0-0	0-0-0	0-0-0		NEUTRAL		0-0-0		0-0-0		0-0-0	
RPI	S	Opponent	Score	RPI	S	Opponent	Score	RPI	S	Opponent	Score
								194	A	UALR	0 7
								211	H	Grand Canyon	2 3
								216	H	Cleveland St.	0 6
								243	A	Northern Ill.	0 5
								249	H	Green Bay	0 3
								254	H	Bowling Green	0 8
								276	A	Tex.-Pan American	0 3
								276	H	Tex.-Pan American	1 1
								281	A	Indiana St.	0 7
								287	H	Bakersfield	1 3
								302	A	New Mexico St.	1 4
								302	H	New Mexico St.	1 6
								310	H	Eastern Ill.	0 2
								325	H	North Dakota	0 3
								329	A	Ark.-Pine Bluff	4 1
<hr/>											
LAST 10 GAMES											
		211 H Grand Canyon	2 3			276 H Tex.-Pan American	1 1				
		287 H Bakersfield	1 3			310 H Eastern Ill.	0 2				
		302 A New Mexico St.	1 4			281 A Indiana St.	0 7				
		276 A Tex.-Pan American	0 3			243 A Northern Ill.	0 5				
		302 H New Mexico St.	1 6			254 H Bowling Green	0 8				

Non-Div. I Games:

Chicago St.

Average RPI Win: 0		WON-LOST RECORD		WINNING PCT. RANK		LAST 10 GAMES		STRENGTH OF SCHEDULE		OPP. STRENGTH OF SCHEDULE		TEAM RPI		ADJ RPI		CONF. RPI		ADJ CONF. RPI					
Average RPI Loss: 280		0-10-0		0 331		0-10-0		320		332		332		.27436 331		32		31					
DIV. I ONLY		0-3-0		0 323		0-3-0		63		320		301		.38803 300		31		31					
DIV. I NON-CONF.																							
TOTALS		RPI 1-25		RPI 26-50		W-L RECORDS		RPI 51-100		RPI 101-150		RPI 150+											
0-10-0		0-0-0		0-0-0		OVERALL		0-0-0		0-0-0		0-10-0											
0-7-0		0-0-0		0-0-0		HOME		0-0-0		0-0-0		0-7-0											
0-3-0		0-0-0		0-0-0		AWAY		0-0-0		0-0-0		0-3-0											
0-0-0		0-0-0		0-0-0		NEUTRAL		0-0-0		0-0-0		0-0-0											
0-3-0		0-0-0		0-0-0		NON-CONFERENCE		0-0-0		0-0-0		0-3-0											
0-2-0		0-0-0		0-0-0		HOME		0-0-0		0-0-0		0-2-0											
0-1-0		0-0-0		0-0-		AWAY		0-0-0		0-0-0		0-1-0											
0-0-0		0-0-0		0-0-0		NEUTRAL		0-0-0		0-0-0		0-0-0											
0-7-0		0-0-0		0-0-0		CONFERENCE		0-0-0		0-0-0		0-7-0											
0-5-0		0-0-0		0-0-0		HOME		0-0-0		0-0-0		0-5-0											
0-2-0		0-0-0		0-0-0		AWAY		0-0-0		0-0-0		0-2-0											
0-0-0		0-0-0		0-0-0		NEUTRAL		0-0-0		0-0-0		0-0-0											
RPI	S	Opponent		Score		RPI	S	Opponent		Score		RPI	S	Opponent		Score		RPI	S	Opponent		Score	

Non-Div. I Games:

Alcorn

Average RPI Win:	0	WON-LOST	WINNING	LAST 10	STRENGTH OF	OPP. STRENGTH	TEAM	ADJ	CONF.	ADJ CONF.	
Average RPI Loss:	266	RECORD	PCT. RANK	GAMES	SCHEDULE	OF SCHEDULE	RPI	RPI	RPI	RPI	
DIV. I ONLY		0-12-0	0 331	0-8-0	322	320	330	.26963	332	31 32	
DIV. I NON-CONF.		0-11-0	0 323	0-7-0	304	328	330	.2805	332	32 32	
<hr/>											
TOTALS	RPI 1-25	RPI 26-50		W-L RECORDS		RPI 51-100		RPI 101-150		RPI 150+	
0-12-0	0-0-0	0-0-0		OVERALL		0-0-0		0-1-0		0-11-0	
0-3-0	0-0-0	0-0-0		HOME		0-0-0		0-0-0		0-3-0	
0-8-0	0-0-0	0-0-0		AWAY		0-0-0		0-1-0		0-7-0	
0-1-0	0-0-0	0-0-0		NEUTRAL		0-0-0		0-0-0		0-1-0	
0-11-0	0-0-0	0-0-0		NON-CONFERENCE		0-0-0		0-1-0		0-10-0	
0-3-0	0-0-0	0-0-0		HOME		0-0-0		0-0-0		0-3-0	
0-7-0	0-0-0	0-0-		AWAY		0-0-0		0-1-0		0-6-0	
0-1-0	0-0-0	0-0-0		NEUTRAL		0-0-0		0-0-0		0-1-0	
0-1-0	0-0-0	0-0-0		CONFERENCE		0-0-0		0-0-0		0-1-0	
0-0-0	0-0-0	0-0-0		HOME		0-0-0		0-0-0		0-0-0	
0-1-0	0-0-0	0-0-0		AWAY		0-0-0		0-0-0		0-1-0	
0-0-0	0-0-0	0-0-0		NEUTRAL		0-0-0		0-0-0		0-0-0	
RPI	S	Opponent	Score	RPI	S	Opponent	Score	RPI	S	Opponent	Score
								141	A	East Tenn. St.	1 6
								155	N	High Point	0 4
								208	H	Campbell	0 3
								275	A	Winthrop	0 1
								282	A	UNC Asheville	1 5
								283	A	Presbyterian	0 1
								290	A	Stetson	0 5
								301	H	Alabama St.	0 1
								304	A	Francis Marion	1 2
								306	A	Citadel	2 3
								323	A	Charleston So.	0 2
								324	H	USC Upstate	1 4
<hr/>											
LAST 10 GAMES											
				282	A	UNC Asheville	1 5	208	H	Campbell	0 3
				290	A	Stetson	0 5	155	N	High Point	0 4
				304	A	Francis Marion	1 2	324	H	USC Upstate	1 4
				275	A	Winthrop	0 1	141	A	East Tenn. St.	1 6
				283	A	Presbyterian	0 1	323	A	Charleston So.	0 2

Non-Div. I Games: Mount Olive 2 1

South Carolina St.