

Average RPI Win:	65	WON-LOST RECORD	WINNING PCT. RANK	LAST 10 GAMES	STRENGTH OF SCHEDULE	OPP. STRENGTH OF SCHEDULE	TEAM RPI	ADJ RPI	CONF. RPI	ADJ CONF. RPI					
Average RPI Loss:	0														
DIV. I ONLY		11-0-2	.92308	5	9-0-1	8	5	1	.71688	1	1	1			
DIV. I NON-CONF.		8-0-1	.94444	8	6-0-0	35	5	4	.69357	4	1	1			
<hr/>															
TOTALS	RPI 1-25		RPI 26-50		W-L RECORDS		RPI 51-100		RPI 101-150		RPI 150+				
11-0-2	2-0-1		4-0-1		OVERALL		2-0-0		3-0-0		0-0-0				
8-0-1	1-0-1		3-0-0		HOME		2-0-0		2-0-0		0-0-0				
2-0-1	0-0-0		1-0-1		AWAY		0-0-0		1-0-0		0-0-0				
1-0-0	1-0-0		0-0-0		NEUTRAL		0-0-0		0-0-0		0-0-0				
8-0-1	1-0-1		2-0-0		NON-CONFERENCE		2-0-0		3-0-0		0-0-0				
5-0-1	0-0-1		1-0-0		HOME		2-0-0		2-0-0		0-0-0				
2-0-0	0-0-0		1-0-		AWAY		0-0-0		1-0-0		0-0-0				
1-0-0	1-0-0		0-0-0		NEUTRAL		0-0-0		0-0-0		0-0-0				
3-0-1	1-0-0		2-0-1		CONFERENCE		0-0-0		0-0-0		0-0-0				
3-0-0	1-0-0		2-0-0		HOME		0-0-0		0-0-0		0-0-0				
0-0-1	0-0-0		0-0-1		AWAY		0-0-0		0-0-0		0-0-0				
0-0-0	0-0-0		0-0-0		NEUTRAL		0-0-0		0-0-0		0-0-0				
RPI	S	Opponent	Score	RPI	S	Opponent	Score	RPI	S	Opponent	Score	RPI	S	Opponent	Score
2	H	Stanford	2 1	33	A	Texas	1 0	63	H	San Diego	2 0	122	H	UC Irvine	3 0
4	H	North Carolina	0 0	35	A	Arizona St.	1 1	85	H	Wake Forest	2 1	125	H	Loyola Marymount	4 1
14	N	Pepperdine	2 0	38	H	Utah	1 0					146	A	Hawaii	6 0
				44	H	Maryland	3 0								
				46	H	Colorado	1 0								
<hr/>															
LAST 10 GAMES															
				2	H	Stanford	2 1	33	A	Texas	1 0				
				46	H	Colorado	1 0	85	H	Wake Forest	2 1				
				38	H	Utah	1 0	14	N	Pepperdine	2 0				
				35	A	Arizona St.	1 1	146	A	Hawaii	6 0				
				125	H	Loyola Marymount	4 1	63	H	San Diego	2 0				

Non-Div. I Games:

UCLA

Average RPI Win: 68		WON-LOST	WINNING	LAST 10	STRENGTH OF	OPP. STRENGTH	TEAM	ADJ	CONF.	ADJ CONF.							
Average RPI Loss: 1		RECORD	PCT. RANK	GAMES	SCHEDULE	OF SCHEDULE	RPI	RPI	RPI	RPI							
DIV. I ONLY		11-1-2	.85714	8	7-1-2	1	9	2	.71625	2	1	1					
DIV. I NON-CONF.		8-0-1	.94444	8	4-0-1	10	16	1	.71288	1	1	1					
<hr/>																	
TOTALS		RPI 1-25		RPI 26-50		W-L RECORDS		RPI 51-100		RPI 101-150		RPI 150+					
11-1-2		4-1-1		2-0-1		OVERALL		1-0-0		3-0-0		1-0-0					
7-0-1		3-0-1		1-0-0		HOME		0-0-0		2-0-0		1-0-0					
3-1-1		1-1-0		1-0-1		AWAY		0-0-0		1-0-0		0-0-0					
1-0-0		0-0-0		0-0-0		NEUTRAL		1-0-0		0-0-0		0-0-0					
8-0-1		2-0-1		1-0-0		NON-CONFERENCE		1-0-0		3-0-0		1-0-0					
5-0-1		1-0-1		1-0-0		HOME		0-0-0		2-0-0		1-0-0					
2-0-0		1-0-0		0-0-		AWAY		0-0-0		1-0-0		0-0-0					
1-0-0		0-0-0		0-0-0		NEUTRAL		1-0-0		0-0-0		0-0-0					
3-1-1		2-1-0		1-0-1		CONFERENCE		0-0-0		0-0-0		0-0-0					
2-0-0		2-0-0		0-0-0		HOME		0-0-0		0-0-0		0-0-0					
1-1-1		0-1-0		1-0-1		AWAY		0-0-0		0-0-0		0-0-0					
0-0-0		0-0-0		0-0-0		NEUTRAL		0-0-0		0-0-0		0-0-0					
RPI	S	Opponent		Score		RPI	S	Opponent		Score		RPI	S	Opponent		Score	
1	A	UCLA		1	2	38	A	Utah		1	1	59	N	Duke		2	0
3	H	Florida		1	0	48	A	Southern California		1	0			119 H Dayton		8	0
4	A	North Carolina		1	0	49	H	Santa Clara		3	0			124 A Portland		1	0
11	H	Washington		4	1									149 H UC Santa Barbara		2	0
17	H	Washington St.		1	0									168 H Cal Poly		2	0
24	H	Notre Dame		0	0												
<hr/>																	
LAST 10 GAMES																	
		48 A Southern California		1	0			168 H Cal Poly		2	0						
		1 A UCLA		1	2			49 H Santa Clara		3	0						
		17 H Washington St.		1	0			119 H Dayton		8	0						
		11 H Washington		4	1			3 H Florida		1	0						
		38 A Utah		1	1			24 H Notre Dame		0	0						

Non-Div. I Games:

Stanford

Average RPI Win:		74	WON-LOST RECORD		WINNING PCT. RANK		LAST 10 GAMES		STRENGTH OF SCHEDULE		OPP. STRENGTH OF SCHEDULE		TEAM RPI		ADJ RPI		CONF. RPI		ADJ CONF. RPI				
DIV. I ONLY			11-2-0		.84615 11		9-1-0		7		3		3		.69775 3		2		3				
DIV. I NON-CONF.			5-2-0		.71429 56		3-1-0		16		3		15		.65243 15		2		2				
TOTALS		RPI 1-25		RPI 26-50		W-L RECORDS		RPI 51-100		RPI 101-150		RPI 150+											
11-2-0		4-1-0		2-1-0		OVERALL		2-0-0		0-0-0		3-0-0											
5-0-0		2-0-0		0-0-0		HOME		1-0-0		0-0-0		2-0-0											
6-2-0		2-1-0		2-1-0		AWAY		1-0-0		0-0-0		1-0-0											
0-0-0		0-0-0		0-0-0		NEUTRAL		0-0-0		0-0-0		0-0-0											
5-2-0		1-1-0		1-1-0		NON-CONFERENCE		1-0-0		0-0-0		2-0-0											
2-0-0		0-0-0		0-0-0		HOME		1-0-0		0-0-0		1-0-0											
3-2-0		1-1-0		1-0-		AWAY		0-0-0		0-0-0		1-0-0											
0-0-0		0-0-0		0-0-0		NEUTRAL		0-0-0		0-0-0		0-0-0											
6-0-0		3-0-0		1-0-0		CONFERENCE		1-0-0		0-0-0		1-0-0											
3-0-0		2-0-0		0-0-0		HOME		0-0-0		0-0-0		1-0-0											
3-0-0		1-0-0		1-0-0		AWAY		1-0-0		0-0-0		0-0-0											
0-0-0		0-0-0		0-0-0		NEUTRAL		0-0-0		0-0-0		0-0-0											
RPI	S	Opponent		Score		RPI	S	Opponent		Score		RPI	S	Opponent		Score							
2	A	Stanford		0	1	26	A	Arkansas		3	1	57	H	South Fla.		2	0						
5	A	Texas A&M		1	0	28	A	Oklahoma		1	2	67	A	Alabama		2	1						
6	A	Florida St.		2	1	34	A	Oklahoma St.		4	0												
21	H	Georgia		2	1																		
25	H	Missouri		3	1																		
LAST 10 GAMES						LAST 10 GAMES						LAST 10 GAMES											
203 H Mississippi St.						5	1	67 A Alabama						2	1	154 H Miami (FL)						3	0
26 A Arkansas						3	1	217 A New Mexico						4	0	203 H Mississippi St.						5	1
5 A Texas A&M						1	0	2 A Stanford						0	1	217 A New Mexico						4	0
25 H Missouri						3	1	6 A Florida St.						2	1								
21 H Georgia						2	1	34 A Oklahoma St.						4	0								

Non-Div. I Games:

Florida

Average RPI Win:	72	WON-LOST	WINNING	LAST 10	STRENGTH OF	OPP. STRENGTH	TEAM	ADJ	CONF.	ADJ CONF.		
Average RPI Loss:	8	RECORD	PCT. RANK	GAMES	SCHEDULE	OF SCHEDULE	RPI	RPI	RPI	RPI		
DIV. I ONLY		9-2-1	.79167	21	8-1-1	2	1	4	.69606	4	4	4
DIV. I NON-CONF.		3-2-1	.58333	126	2-1-1	1	1	3	.70197	3	3	3
<hr/>												
TOTALS	RPI 1-25	RPI 26-50		W-L RECORDS		RPI 51-100		RPI 101-150		RPI 150+		
9-2-1	4-2-1	1-0-0		OVERALL		2-0-0		0-0-0		2-0-0		
4-1-0	1-1-0	0-0-0		HOME		2-0-0		0-0-0		1-0-0		
3-1-1	2-1-1	0-0-0		AWAY		0-0-0		0-0-0		1-0-0		
2-0-0	1-0-0	1-0-0		NEUTRAL		0-0-0		0-0-0		0-0-0		
3-2-1	1-2-1	1-0-0		NON-CONFERENCE		1-0-0		0-0-0		0-0-0		
1-1-0	0-1-0	0-0-0		HOME		1-0-0		0-0-0		0-0-0		
0-1-1	0-1-1	0-0-		AWAY		0-0-0		0-0-0		0-0-0		
2-0-0	1-0-0	1-0-0		NEUTRAL		0-0-0		0-0-0		0-0-0		
6-0-0	3-0-0	0-0-0		CONFERENCE		1-0-0		0-0-0		2-0-0		
3-0-0	1-0-0	0-0-0		HOME		1-0-0		0-0-0		1-0-0		
3-0-0	2-0-0	0-0-0		AWAY		0-0-0		0-0-0		1-0-0		
0-0-0	0-0-0	0-0-0		NEUTRAL		0-0-0		0-0-0		0-0-0		
RPI S	Opponent	Score		RPI S	Opponent	Score		RPI S	Opponent	Score		
1 A	UCLA	0	0	26 N	Arkansas	2	1	85 H	Wake Forest	3	0	
2 H	Stanford	0	1					165 H	Pittsburgh	2	1	
7 N	Penn St.	1	0					99 H	Ohio St.	1	0	
8 H	Virginia Tech	3	2						218 A	North Carolina St.	2	1
14 A	Pepperdine	0	1									
18 A	Clemson	2	1									
24 A	Notre Dame	3	2									
				LAST 10 GAMES								
				165 H	Pittsburgh	2	1	24 A	Notre Dame	3	2	
				85 H	Wake Forest	3	0	26 N	Arkansas	2	1	
				8 H	Virginia Tech	3	2	7 N	Penn St.	1	0	
				218 A	North Carolina St.	2	1	14 A	Pepperdine	0	1	
				18 A	Clemson	2	1	1 A	UCLA	0	0	

Non-Div. I Games:

North Carolina

Average RPI Win: 69		WON-LOST RECORD		WINNING PCT. RANK		LAST 10 GAMES		STRENGTH OF SCHEDULE		OPP. STRENGTH OF SCHEDULE		TEAM RPI		ADJ RPI		CONF. RPI		ADJ CONF. RPI	
DIV. I ONLY		11-2-1		.82143 15		7-2-1		3		29		5		.6895 5		2		3	
DIV. I NON-CONF.		6-1-1		.8125 29		2-1-1		2		91		2		.70698 2		2		2	
TOTALS		RPI 1-25		RPI 26-50		W-L RECORDS		RPI 51-100		RPI 101-150		RPI 150+							
11-2-1		1-1-0		2-1-1		OVERALL		7-0-0		1-0-0		0-0-0							
8-1-0		1-1-0		1-0-0		HOME		5-0-0		1-0-0		0-0-0							
3-1-0		0-0-0		1-1-0		AWAY		2-0-0		0-0-0		0-0-0							
0-0-1		0-0-0		0-0-1		NEUTRAL		0-0-0		0-0-0		0-0-0							
6-1-1		1-0-0		0-1-1		NON-CONFERENCE		4-0-0		1-0-0		0-0-0							
6-0-0		1-0-0		0-0-0		HOME		4-0-0		1-0-0		0-0-0							
0-1-0		0-0-0		0-0-		AWAY		0-0-0		0-0-0		0-0-0							
0-0-1		0-0-0		0-0-1		NEUTRAL		0-0-0		0-0-0		0-0-0							
5-1-0		0-1-0		2-0-0		CONFERENCE		3-0-0		0-0-0		0-0-0							
2-1-0		0-1-0		1-0-0		HOME		1-0-0		0-0-0		0-0-0							
3-0-0		0-0-0		1-0-0		AWAY		2-0-0		0-0-0		0-0-0							
0-0-0		0-0-0		0-0-0		NEUTRAL		0-0-0		0-0-0		0-0-0							
RPI	S	Opponent		Score		RPI	S	Opponent		Score		RPI	S	Opponent		Score			
3	H	Florida		0 1		30	N	Arizona		2 2		54	H	Tennessee		3 0			
20	H	UCF		3 0		35	A	Arizona St.		1 2		55	H	FGCU		2 1			
						41	H	Kentucky		2 1		64	H	Illinois St.		4 1			
						43	A	Ole Miss		2 1		76	A	Vanderbilt		6 2			
												91	H	Marquette		3 0			
												92	H	Stephen F. Austin		1 0			
												100	A	LSU		4 1			
						LAST 10 GAMES													
						76	A	Vanderbilt		6 2		54	H	Tennessee		3 0			
						41	H	Kentucky		2 1		91	H	Marquette		3 0			
						3	H	Florida		0 1		55	H	FGCU		2 1			
						43	A	Ole Miss		2 1		35	A	Arizona St.		1 2			
						100	A	LSU		4 1		30	N	Arizona		2 2			

Non-Div. I Games:

Texas A&M

Average RPI Win:		83	WON-LOST RECORD		WINNING PCT. RANK		LAST 10 GAMES		STRENGTH OF SCHEDULE		OPP. STRENGTH OF SCHEDULE		TEAM RPI		ADJ RPI		CONF. RPI		ADJ CONF. RPI	
DIV. I ONLY			13-1-0		.92857 2		9-1-0		33		12		6		.68941 6		4		4	
DIV. I NON-CONF.			7-1-0		.875 17		3-1-0		34		9		10		.67156 10		3		3	
TOTALS		RPI 1-25		RPI 26-50		W-L RECORDS		RPI 51-100		RPI 101-150		RPI 150+								
13-1-0		2-1-0		4-0-0		OVERALL		2-0-0		3-0-0		2-0-0								
8-1-0		2-1-0		0-0-0		HOME		2-0-0		3-0-0		1-0-0								
5-0-0		0-0-0		4-0-0		AWAY		0-0-0		0-0-0		1-0-0								
0-0-0		0-0-0		0-0-0		NEUTRAL		0-0-0		0-0-0		0-0-0								
7-1-0		0-1-0		3-0-0		NON-CONFERENCE		1-0-0		2-0-0		1-0-0								
4-1-0		0-1-0		0-0-0		HOME		1-0-0		2-0-0		1-0-0								
3-0-0		0-0-0		3-0-		AWAY		0-0-0		0-0-0		0-0-0								
0-0-0		0-0-0		0-0-0		NEUTRAL		0-0-0		0-0-0		0-0-0								
6-0-0		2-0-0		1-0-0		CONFERENCE		1-0-0		1-0-0		1-0-0								
4-0-0		2-0-0		0-0-0		HOME		1-0-0		1-0-0		0-0-0								
2-0-0		0-0-0		1-0-0		AWAY		0-0-0		0-0-0		1-0-0								
0-0-0		0-0-0		0-0-0		NEUTRAL		0-0-0		0-0-0		0-0-0								
RPI	S	Opponent		Score		RPI	S	Opponent		Score		RPI	S	Opponent		Score				
3	H	Florida		1	2	28	A	Oklahoma		1	0	60	H	Minnesota		4	1			
8	H	Virginia Tech		2	1	32	A	Boston College		2	0	90	H	Syracuse		2	0			
9	H	Virginia		1	0	34	A	Oklahoma St.		2	1			124 H Portland		1	0			
						39	A	UConn		3	2			154 A Miami (FL)		3	0			
														288 H Stetson		7	0			
LAST 10 GAMES																				
		8 H Virginia Tech		2	1			32 A Boston College		2	0									
		90 H Syracuse		2	0			39 A UConn		3	2									
		154 A Miami (FL)		3	0			288 H Stetson		7	0									
		9 H Virginia		1	0			108 H St. John's (NY)		4	0									
		106 H Louisville		6	0			3 H Florida		1	2									

Non-Div. I Games:

Florida St.

Average RPI Win: 78		WON-LOST RECORD		WINNING PCT. RANK		LAST 10 GAMES		STRENGTH OF SCHEDULE		OPP. STRENGTH OF SCHEDULE		TEAM RPI		ADJ RPI		CONF. RPI		ADJ CONF. RPI	
DIV. I ONLY		12-2-0		.85714 8		9-1-0		20		17		7		.67914 7		5		5	
DIV. I NON-CONF.		5-1-0		.83333 24		2-0-0		8		6		5		.69036 5		5		5	
TOTALS		RPI 1-25		RPI 26-50		W-L RECORDS		RPI 51-100		RPI 101-150		RPI 150+							
12-2-0		2-2-0		1-0-0		OVERALL		6-0-0		2-0-0		1-0-0							
7-1-0		1-1-0		1-0-0		HOME		3-0-0		1-0-0		1-0-0							
5-0-0		1-0-0		0-0-0		AWAY		3-0-0		1-0-0		0-0-0							
0-1-0		0-1-0		0-0-0		NEUTRAL		0-0-0		0-0-0		0-0-0							
5-1-0		1-1-0		1-0-0		NON-CONFERENCE		2-0-0		0-0-0		1-0-0							
4-0-0		1-0-0		1-0-0		HOME		1-0-0		0-0-0		1-0-0							
1-0-0		0-0-0		0-0-		AWAY		1-0-0		0-0-0		0-0-0							
0-1-0		0-1-0		0-0-0		NEUTRAL		0-0-0		0-0-0		0-0-0							
7-1-0		1-1-0		0-0-0		CONFERENCE		4-0-0		2-0-0		0-0-0							
3-1-0		0-1-0		0-0-0		HOME		2-0-0		1-0-0		0-0-0							
4-0-0		1-0-0		0-0-0		AWAY		2-0-0		1-0-0		0-0-0							
0-0-0		0-0-0		0-0-0		NEUTRAL		0-0-0		0-0-0		0-0-0							
RPI S	Opponent		Score		RPI S	Opponent		Score		RPI S	Opponent		Score		RPI S	Opponent		Score	
4 N	North Carolina		0	1	39 H	UConn		3	1	59 A	Duke		4	3	109 H	Northwestern		4	1
10 H	West Virginia		3	1						60 A	Minnesota		1	0	121 A	Indiana		3	0
13 H	Rutgers		0	1						70 H	Illinois		2	1	177 H	Bucknell		7	0
15 A	Wisconsin		2	0						83 A	Purdue		1	0					
										90 H	Syracuse		2	0					
										99 H	Ohio St.		5	1					
				LAST 10 GAMES															
					13 H	Rutgers		0	1	177 H	Bucknell		7	0					
					15 A	Wisconsin		2	0	99 H	Ohio St.		5	1					
					60 A	Minnesota		1	0	121 A	Indiana		3	0					
					70 H	Illinois		2	1	83 A	Purdue		1	0					
					109 H	Northwestern		4	1	59 A	Duke		4	3					

Non-Div. I Games:

Penn St.

Average RPI Win:	114	WON-LOST RECORD	WINNING PCT. RANK	LAST 10 GAMES	STRENGTH OF SCHEDULE	OPP. STRENGTH OF SCHEDULE	TEAM RPI	ADJ RPI	CONF. RPI	ADJ CONF. RPI	
DIV. I ONLY		12-3-0	.8 19	7-3-0	26	39	9	.65438	8	4 4	
DIV. I NON-CONF.		9-0-0	1 1	4-0-0	49	100	8	.67996	8	3 3	
<hr/>											
TOTALS	RPI 1-25	RPI 26-50		W-L RECORDS	RPI 51-100		RPI 101-150		RPI 150+		
12-3-0	1-3-0	1-0-0		OVERALL	5-0-0		1-0-0		4-0-0		
6-1-0	1-1-0	1-0-0		HOME	3-0-0		1-0-0		0-0-0		
6-2-0	0-2-0	0-0-0		AWAY	2-0-0		0-0-0		4-0-0		
0-0-0	0-0-0	0-0-0		NEUTRAL	0-0-0		0-0-0		0-0-0		
9-0-0	0-0-0	1-0-0		NON-CONFERENCE	4-0-0		1-0-0		3-0-0		
4-0-0	0-0-0	1-0-0		HOME	2-0-0		1-0-0		0-0-0		
5-0-0	0-0-0	0-0-		AWAY	2-0-0		0-0-0		3-0-0		
0-0-0	0-0-0	0-0-0		NEUTRAL	0-0-0		0-0-0		0-0-0		
3-3-0	1-3-0	0-0-0		CONFERENCE	1-0-0		0-0-0		1-0-0		
2-1-0	1-1-0	0-0-0		HOME	1-0-0		0-0-0		0-0-0		
1-2-0	0-2-0	0-0-0		AWAY	0-0-0		0-0-0		1-0-0		
0-0-0	0-0-0	0-0-0		NEUTRAL	0-0-0		0-0-0		0-0-0		
RPI S	Opponent	Score	RPI S	Opponent	Score	RPI S	Opponent	Score	RPI S	Opponent	Score
4 A	North Carolina	2 3	40 H	Georgetown	6 1	59 H	Duke	2 0	147 H	UNCW	2 0
6 A	Florida St.	1 2				65 H	Buffalo	5 0	154 A	Miami (FL)	2 0
18 H	Clemson	2 0				71 H	VCU	6 0	200 A	Davidson	4 0
24 H	Notre Dame	0 2				78 A	East Carolina	3 0	201 A	Akron	3 0
						99 A	Ohio St.	3 1	234 A	Longwood	4 1
			LAST 10 GAMES								
			6 A	Florida St.	1 2	18 H	Clemson	2 0			
			154 A	Miami (FL)	2 0	78 A	East Carolina	3 0			
			4 A	North Carolina	2 3	65 H	Buffalo	5 0			
			59 H	Duke	2 0	234 A	Longwood	4 1			
			24 H	Notre Dame	0 2	147 H	UNCW	2 0			

Non-Div. I Games:

Virginia Tech

Average RPI Win:		101	WON-LOST RECORD		WINNING PCT. RANK		LAST 10 GAMES		STRENGTH OF SCHEDULE		OPP. STRENGTH OF SCHEDULE		TEAM RPI		ADJ RPI		CONF. RPI		ADJ CONF. RPI				
DIV. I ONLY			13-1-0		.92857 2		9-1-0		102		10		8		.65349 9		4		4				
DIV. I NON-CONF.			8-0-0		1 1		4-0-0		72		25		9		.67698 9		3		3				
TOTALS		RPI 1-25		RPI 26-50		W-L RECORDS		RPI 51-100		RPI 101-150		RPI 150+											
13-1-0		1-1-0		1-0-0		OVERALL		4-0-0		4-0-0		3-0-0											
10-0-0		0-0-0		1-0-0		HOME		3-0-0		3-0-0		3-0-0											
3-1-0		1-1-0		0-0-0		AWAY		1-0-0		1-0-0		0-0-0											
0-0-0		0-0-0		0-0-0		NEUTRAL		0-0-0		0-0-0		0-0-0											
8-0-0		0-0-0		0-0-0		NON-CONFERENCE		3-0-0		4-0-0		1-0-0											
6-0-0		0-0-0		0-0-0		HOME		2-0-0		3-0-0		1-0-0											
2-0-0		0-0-0		0-0-		AWAY		1-0-0		1-0-0		0-0-0											
0-0-0		0-0-0		0-0-0		NEUTRAL		0-0-0		0-0-0		0-0-0											
5-1-0		1-1-0		1-0-0		CONFERENCE		1-0-0		0-0-0		2-0-0											
4-0-0		0-0-0		1-0-0		HOME		1-0-0		0-0-0		2-0-0											
1-1-0		1-1-0		0-0-0		AWAY		0-0-0		0-0-0		0-0-0											
0-0-0		0-0-0		0-0-0		NEUTRAL		0-0-0		0-0-0		0-0-0											
RPI	S	Opponent		Score		RPI	S	Opponent		Score		RPI	S	Opponent		Score							
6	A	Florida St.		0 1		32	H	Boston College		6 3		104	A	Samford		3 1							
24	A	Notre Dame		2 1								58	H	Hofstra		4 0							
												67	A	Alabama		3 0							
												85	H	Wake Forest		5 0							
												137	H	Old Dominion		5 0							
												154	H	Miami (FL)		3 1							
												164	H	Villanova		5 0							
												218	H	North Carolina St.		6 0							
LAST 10 GAMES																							
218 H North Carolina St.						6 0						154 H Miami (FL)						3 1					
32 H Boston College						6 3						137 H Old Dominion						5 0					
24 A Notre Dame						2 1						58 H Hofstra						3 1					
6 A Florida St.						0 1						54 H Tennessee						2 1					
85 H Wake Forest						5 0						104 A Samford						3 1					

Non-Div. I Games:

Virginia

Average RPI Win:	95	WON-LOST	WINNING	LAST 10	STRENGTH OF	OPP. STRENGTH	TEAM	ADJ	CONF.	ADJ CONF.				
Average RPI Loss:	33	RECORD	PCT. RANK	GAMES	SCHEDULE	OF SCHEDULE	RPI	RPI	RPI	RPI				
DIV. I ONLY		9-2-2	.76923	26	8-0-2	25	15	13	.6524	10	3	2		
DIV. I NON-CONF.		7-2-1	.75	44	6-0-1	33	18	21	.63708	18	4	4		
<hr/>														
TOTALS	RPI 1-25	RPI 26-50		W-L RECORDS		RPI 51-100		RPI 101-150		RPI 150+				
9-2-2	3-1-0	1-0-2		OVERALL		1-1-0		1-0-0		3-0-0				
7-1-1	2-0-0	0-0-1		HOME		1-1-0		1-0-0		3-0-0				
1-1-1	0-1-0	1-0-1		AWAY		0-0-0		0-0-0		0-0-0				
1-0-0	1-0-0	0-0-0		NEUTRAL		0-0-0		0-0-0		0-0-0				
7-2-1	2-1-0	0-0-1		NON-CONFERENCE		1-1-0		1-0-0		3-0-0				
6-1-1	1-0-0	0-0-1		HOME		1-1-0		1-0-0		3-0-0				
0-1-0	0-1-0	0-0-		AWAY		0-0-0		0-0-0		0-0-0				
1-0-0	1-0-0	0-0-0		NEUTRAL		0-0-0		0-0-0		0-0-0				
2-0-1	1-0-0	1-0-1		CONFERENCE		0-0-0		0-0-0		0-0-0				
1-0-0	1-0-0	0-0-0		HOME		0-0-0		0-0-0		0-0-0				
1-0-1	0-0-0	1-0-1		AWAY		0-0-0		0-0-0		0-0-0				
0-0-0	0-0-0	0-0-0		NEUTRAL		0-0-0		0-0-0		0-0-0				
RPI	S	Opponent	Score		RPI	S	Opponent	Score		RPI	S	Opponent	Score	
7	A	Penn St.	1	3	33	A	Texas	2	0	58	H	Hofstra	4	0
19	H	Texas Tech	4	2	40	H	Georgetown	1	1	59	H	Duke	0	2
22	H	La Salle	4	1	45	A	TCU	0	0					
25	N	Missouri	3	2										
														</

Average RPI Win:		89	WON-LOST RECORD		WINNING PCT. RANK		LAST 10 GAMES		STRENGTH OF SCHEDULE		OPP. STRENGTH OF SCHEDULE		TEAM RPI		ADJ RPI		CONF. RPI		ADJ CONF. RPI								
DIV. I ONLY			10-4-0		.71429		41		7-3-0		11		26		12		.65039		11		1		1				
DIV. I NON-CONF.			7-2-0		.77778		38		4-1-0		40		43		22		.63386		20		1		1				
TOTALS		RPI 1-25		RPI 26-50				W-L RECORDS				RPI 51-100				RPI 101-150				RPI 150+							
10-4-0		2-2-0		3-2-0				OVERALL				0-0-0				2-0-0				3-0-0							
4-1-0		0-1-0		3-0-0				HOME				0-0-0				1-0-0				0-0-0							
5-2-0		2-1-0		0-1-0				AWAY				0-0-0				1-0-0				2-0-0							
1-1-0		0-0-0		0-1-0				NEUTRAL				0-0-0				0-0-0				1-0-0							
7-2-0		1-1-0		1-1-0				NON-CONFERENCE				0-0-0				2-0-0				3-0-0							
2-1-0		0-1-0		1-0-0				HOME				0-0-0				1-0-0				0-0-0							
4-0-0		1-0-0		0-0-				AWAY				0-0-0				1-0-0				2-0-0							
1-1-0		0-0-0		0-1-0				NEUTRAL				0-0-0				0-0-0				1-0-0							
3-2-0		1-1-0		2-1-0				CONFERENCE				0-0-0				0-0-0				0-0-0							
2-0-0		0-0-0		2-0-0				HOME				0-0-0				0-0-0				0-0-0							
1-2-0		1-1-0		0-1-0				AWAY				0-0-0				0-0-0				0-0-0							
0-0-0		0-0-0		0-0-0				NEUTRAL				0-0-0				0-0-0				0-0-0							
RPI	S	Opponent		Score		RPI	S	Opponent		Score		RPI	S	Opponent		Score		RPI	S	Opponent		Score					
2	A	Stanford		1	4	30	H	Arizona		2	0			124	A	Portland		3	2								
15	H	Wisconsin		0	4	35	H	Arizona St.		2	1			129	H	Dartmouth		3	1								
22	A	La Salle		1	0	41	H	Kentucky		4	1			154	N	Miami (FL)		3	1								
23	A	California		2	1	42	N	San Diego St.		1	2			165	A	Pittsburgh		1	0								
						50	A	Oregon		0	1			169	A	Seattle		1	0								
LAST 10 GAMES																											
30 H Arizona												2	0	50 A Oregon												0	1
35 H Arizona St.												2	1	169 A Seattle												1	0
23 A California												2	1	42 N San Diego St.												1	2
2 A Stanford												1	4	154 N Miami (FL)												3	1
124 A Portland												3	2	129 H Dartmouth												3	1

Average RPI Win: 105		WON-LOST RECORD	WINNING PCT. RANK	LAST 10 GAMES	STRENGTH OF SCHEDULE	OPP. STRENGTH OF SCHEDULE	TEAM RPI	ADJ RPI	CONF. RPI	ADJ CONF. RPI				
Average RPI Loss: 91														
DIV. I ONLY		14-1-0	.93333	1	9-1-0	93	31	10	.65013	12	3	2		
DIV. I NON-CONF.		10-1-0	.90909	13	5-1-0	129	48	26	.62905	25	4	4		
<hr/>														
TOTALS		RPI 1-25		RPI 26-50		W-L RECORDS		RPI 51-100		RPI 101-150		RPI 150+		
14-1-0		0-0-0		4-0-0		OVERALL		3-1-0		4-0-0		3-0-0		
9-0-0		0-0-0		1-0-0		HOME		2-0-0		4-0-0		2-0-0		
5-1-0		0-0-0		3-0-0		AWAY		1-1-0		0-0-0		1-0-0		
0-0-0		0-0-0		0-0-0		NEUTRAL		0-0-0		0-0-0		0-0-0		
10-1-0		0-0-0		1-0-0		NON-CONFERENCE		2-1-0		4-0-0		3-0-0		
8-0-0		0-0-0		0-0-0		HOME		2-0-0		4-0-0		2-0-0		
2-1-0		0-0-0		1-0-		AWAY		0-1-0		0-0-0		1-0-0		
0-0-0		0-0-0		0-0-0		NEUTRAL		0-0-0		0-0-0		0-0-0		
4-0-0		0-0-0		3-0-0		CONFERENCE		1-0-0		0-0-0		0-0-0		
1-0-0		0-0-0		1-0-0		HOME		0-0-0		0-0-0		0-0-0		
3-0-0		0-0-0		2-0-0		AWAY		1-0-0		0-0-0		0-0-0		
0-0-0		0-0-0		0-0-0		NEUTRAL		0-0-0		0-0-0		0-0-0		
RPI	S	Opponent		Score	RPI	S	Opponent		Score	RPI	S	Opponent		Score
					33	A	Texas		1 0	80	H	CSUN		2 0
					34	H	Oklahoma St.		2 1	85	H	Wake Forest		4 1
					45	A	TCU		2 0	91	A	Marquette		0 1
					46	A	Colorado		2 1	96	A	Baylor		1 0

Non-Div. I Games:

Kansas

Average RPI Win:	92	WON-LOST	WINNING	LAST 10	STRENGTH OF	OPP. STRENGTH	TEAM	ADJ	CONF.	ADJ CONF.		
Average RPI Loss:	44	RECORD	PCT. RANK	GAMES	SCHEDULE	OF SCHEDULE	RPI	RPI	RPI	RPI		
DIV. I ONLY		10-1-1	.875	6	8-1-1	75	11	11	.64913	13	5	5
DIV. I NON-CONF.		4-0-0	1	1	2-0-0	240	15	30	.62083	30	5	5
<hr/>												
TOTALS	RPI 1-25	RPI 26-50		W-L RECORDS		RPI 51-100		RPI 101-150		RPI 150+		
10-1-1	1-0-0	1-1-0		OVERALL		5-0-1		1-0-0		2-0-0		
7-0-0	0-0-0	1-0-0		HOME		3-0-0		1-0-0		2-0-0		
3-1-1	1-0-0	0-1-0		AWAY		2-0-1		0-0-0		0-0-0		
0-0-0	0-0-0	0-0-0		NEUTRAL		0-0-0		0-0-0		0-0-0		
4-0-0	0-0-0	0-0-0		NON-CONFERENCE		2-0-0		0-0-0		2-0-0		
3-0-0	0-0-0	0-0-0		HOME		1-0-0		0-0-0		2-0-0		
1-0-0	0-0-0	0-0-		AWAY		1-0-0		0-0-0		0-0-0		
0-0-0	0-0-0	0-0-0		NEUTRAL		0-0-0		0-0-0		0-0-0		
6-1-1	1-0-0	1-1-0		CONFERENCE		3-0-1		1-0-0		0-0-0		
4-0-0	0-0-0	1-0-0		HOME		2-0-0		1-0-0		0-0-0		
2-1-1	1-0-0	0-1-0		AWAY		1-0-1		0-0-0		0-0-0		
0-0-0	0-0-0	0-0-0		NEUTRAL		0-0-0		0-0-0		0-0-0		
RPI S	Opponent	Score	RPI S	Opponent	Score	RPI S	Opponent	Score	RPI S	Opponent	Score	
7	A Penn St.	1 0	29	H Michigan	1 0	52	H Michigan St.	1 0	121	H Indiana	1 0	
			44	A Maryland	0 2	68	A Iowa	1 0	187	H Seton Hall	1 0	
						74	A Princeton	5 0	226	H Stony Brook	3 1	
						76	H Vanderbilt	3 0				
						83	H Purdue	4 0				
						86	A Nebraska	1 1				
<hr/>												
LAST 10 GAMES												
	7 A Penn St.	1 0		29 H Michigan	1 0							
	83 H Purdue	4 0		52 H Michigan St.	1 0							
	121 H Indiana	1 0		44 A Maryland	0 2							
	68 A Iowa	1 0		74 A Princeton	5 0							
	86 A Nebraska	1 1		187 H Seton Hall	1 0							

Average RPI Win:		137	WON-LOST		WINNING		LAST 10		STRENGTH OF		OPP. STRENGTH		TEAM	ADJ		CONF.	ADJ CONF.			
Average RPI Loss:		1	RECORD		PCT. RANK		GAMES		SCHEDULE		OF SCHEDULE		RPI	RPI		RPI	RPI			
DIV. I ONLY			12-1-2		.86667		7		8-1-1		72		43		14	.64594		14	7	7
DIV. I NON-CONF.			9-1-1		.86364		20		5-1-0		32		24		12	.66678		12	7	7
TOTALS		RPI 1-25		RPI 26-50		W-L RECORDS		RPI 51-100		RPI 101-150		RPI 150+								
12-1-2		1-1-1		4-0-0		OVERALL		0-0-0		1-0-1		6-0-0								
7-0-0		1-0-0		2-0-0		HOME		0-0-0		1-0-0		3-0-0								
5-0-1		0-0-0		2-0-0		AWAY		0-0-0		0-0-1		3-0-0								
0-1-1		0-1-1		0-0-0		NEUTRAL		0-0-0		0-0-0		0-0-0								
9-1-1		1-1-1		3-0-0		NON-CONFERENCE		0-0-0		0-0-0		5-0-0								
5-0-0		1-0-0		1-0-0		HOME		0-0-0		0-0-0		3-0-0								
4-0-0		0-0-0		2-0-		AWAY		0-0-0		0-0-0		2-0-0								
0-1-1		0-1-1		0-0-0		NEUTRAL		0-0-0		0-0-0		0-0-0								
3-0-1		0-0-0		1-0-0		CONFERENCE		0-0-0		1-0-1		1-0-0								
2-0-0		0-0-0		1-0-0		HOME		0-0-0		1-0-0		0-0-0								
1-0-1		0-0-0		0-0-0		AWAY		0-0-0		0-0-1		1-0-0								
0-0-0		0-0-0		0-0-0		NEUTRAL		0-0-0		0-0-0		0-0-0								
RPI	S	Opponent		Score		RPI	S	Opponent		Score		RPI	S	Opponent		Score				
1	N	UCLA		0	2	41	A	Kentucky		3	2			136 H San Francisco		2	1			
4	H	North Carolina		1	0	44	H	Maryland		1	0			138 A St. Mary's (CA)		0	0			
17	N	Washington St.		0	0	48	A	Southern California		2	1			168 H Cal Poly		2	1			
						49	H	Santa Clara		2	1			181 H Fla. Atlantic		4	0			
														207 H Boise St.		2	0			
														211 A Cal St. Fullerton		1	0			
														262 A Xavier		2	0			
														295 A Pacific		5	0			
LAST 10 GAMES																				
						295	A	Pacific		5	0	48	A	Southern California		2	1			
						138	A	St. Mary's (CA)		0	0	207	H	Boise St.		2	0			
						136	H	San Francisco		2	1	41	A	Kentucky		3	2			
						49	H	Santa Clara		2	1	262	A	Xavier		2	0			
						211	A	Cal St. Fullerton		1	0	1	N	UCLA		0	2			

Non-Div. I Games:

Pepperdine

Average RPI Win:	108	WON-LOST RECORD	WINNING PCT. RANK	LAST 10 GAMES	STRENGTH OF SCHEDULE	OPP. STRENGTH OF SCHEDULE	TEAM RPI	ADJ RPI	CONF. RPI	ADJ CONF. RPI			
Average RPI Loss:	18												
DIV. I ONLY		12-2-1	.83333	13	7-2-1	69	24	15	.63964	15	5	5	
DIV. I NON-CONF.		6-0-0	1	1	1-0-0	92	34	11	.66717	11	5	5	
<hr/>													
TOTALS	RPI 1-25	RPI 26-50		W-L RECORDS		RPI 51-100		RPI 101-150		RPI 150+			
12-2-1	1-1-0	1-1-0		OVERALL		5-0-1		3-0-0		2-0-0			
6-1-1	0-1-0	1-0-0		HOME		3-0-1		0-0-0		2-0-0			
5-1-0	1-0-0	0-1-0		AWAY		2-0-0		2-0-0		0-0-0			
1-0-0	0-0-0	0-0-0		NEUTRAL		0-0-0		1-0-0		0-0-0			
<hr/>													
6-0-0	1-0-0	1-0-0		NON-CONFERENCE		1-0-0		1-0-0		2-0-0			
4-0-0	0-0-0	1-0-0		HOME		1-0-0		0-0-0		2-0-0			
1-0-0	1-0-0	0-0-		AWAY		0-0-0		0-0-0		0-0-0			
1-0-0	0-0-0	0-0-0		NEUTRAL		0-0-0		1-0-0		0-0-0			
<hr/>													
6-2-1	0-1-0	0-1-0		CONFERENCE		4-0-1		2-0-0		0-0-0			
2-1-1	0-1-0	0-0-0		HOME		2-0-1		0-0-0		0-0-0			
4-1-0	0-0-0	0-1-0		AWAY		2-0-0		2-0-0		0-0-0			
0-0-0	0-0-0	0-0-0		NEUTRAL		0-0-0		0-0-0		0-0-0			
<hr/>													
RPI S	Opponent	Score		RPI S	Opponent	Score		RPI S	Opponent	Score			
7 H	Penn St.	0	2	29 A	Michigan	1	2	52 A	Michigan St.	2	1		
11 A	Washington	4	0	50 H	Oregon	1	0	54 H	Tennessee	2	1		
								68 H	Iowa	0	0		
								83 A	Purdue	1	0		
								86 H	Nebraska	3	0		
								99 H	Ohio St.	2	0		
<hr/>													
				LAST 10 GAMES									
				109 A Northwestern				2	0	121 A Indiana		1	0
				68 H Iowa				0	0	86 H Nebraska		3	0
				7 H Penn St.				0	2	29 A Michigan		1	2
				99 H Ohio St.				2	0	52 A Michigan St.		2	1
				83 A Purdue				1	0	124 N Portland		3	0

Non-Div. I Games:

Wisconsin

Average RPI Win:	94	WON-LOST RECORD	WINNING PCT. RANK	LAST 10 GAMES	STRENGTH OF SCHEDULE	OPP. STRENGTH OF SCHEDULE	TEAM RPI	ADJ RPI	CONF. RPI	ADJ CONF. RPI	
Average RPI Loss:	26										
DIV. I ONLY	9-4-1	.67857	60	5-4-1	13	48	17	.63703	16	2	3
DIV. I NON-CONF.	7-1-0	.875	17	3-1-0	9	71	6	.68537	6	2	2
<hr/>											
TOTALS	RPI 1-25	RPI 26-50		W-L RECORDS	RPI 51-100		RPI 101-150		RPI 150+		
9-4-1	0-3-0	2-1-0		OVERALL	4-0-1		1-0-0		2-0-0		
5-3-0	0-3-0	1-0-0		HOME	1-0-0		1-0-0		2-0-0		
3-1-1	0-0-0	1-1-0		AWAY	2-0-1		0-0-0		0-0-0		
1-0-0	0-0-0	0-0-0		NEUTRAL	1-0-0		0-0-0		0-0-0		
7-1-0	0-1-0	1-0-0		NON-CONFERENCE	3-0-0		1-0-0		2-0-0		
4-1-0	0-1-0	1-0-0		HOME	0-0-0		1-0-0		2-0-0		
2-0-0	0-0-0	0-0-		AWAY	2-0-0		0-0-0		0-0-0		
1-0-0	0-0-0	0-0-0		NEUTRAL	1-0-0		0-0-0		0-0-0		
2-3-1	0-2-0	1-1-0		CONFERENCE	1-0-1		0-0-0		0-0-0		
1-2-0	0-2-0	0-0-0		HOME	1-0-0		0-0-0		0-0-0		
1-1-1	0-0-0	1-1-0		AWAY	0-0-1		0-0-0		0-0-0		
0-0-0	0-0-0	0-0-0		NEUTRAL	0-0-0		0-0-0		0-0-0		
RPI S	Opponent	Score	RPI S	Opponent	Score	RPI S	Opponent	Score	RPI S	Opponent	Score
18 H	Clemson	0 1	36 A	Auburn	2 1	55 N	FGCU	2 0	104 H	Samford	2 0
21 H	Georgia	0 1	37 H	Boston U.	1 0	57 A	South Fla.	3 0	183 H	High Point	2 0
25 H	Missouri	0 1	41 A	Kentucky	0 1	67 A	Alabama	1 1	194 H	Milwaukee	2 0
						78 A	East Carolina	2 0			
						100 H	LSU	1 0			
<hr/>											
			LAST 10 GAMES								
			41 A	Kentucky	0 1	36 A	Auburn	2 1			
			100 H	LSU	1 0	55 N	FGCU	2 0			
			67 A	Alabama	1 1	57 A	South Fla.	3 0			
			21 H	Georgia	0 1	183 H	High Point	2 0			
			25 H	Missouri	0 1	18 H	Clemson	0 1			

Non-Div. I Games:

South Carolina

Average RPI Win:	137	WON-LOST RECORD	WINNING PCT. RANK	LAST 10 GAMES	STRENGTH OF SCHEDULE	OPP. STRENGTH OF SCHEDULE	TEAM RPI	ADJ RPI	CONF. RPI	ADJ CONF. RPI		
DIV. I ONLY		7-2-3	.70833	50	6-2-2	19	37	16	.635	17	1	1
DIV. I NON-CONF.		5-0-2	.85714	21	4-0-1	23	87	13	.65832	13	1	1
<hr/>												
TOTALS	RPI 1-25	RPI 26-50		W-L RECORDS		RPI 51-100		RPI 101-150		RPI 150+		
7-2-3	1-1-1	1-1-1		OVERALL		0-0-1		2-0-0		3-0-0		
2-1-1	0-0-0	1-1-1		HOME		0-0-0		1-0-0		0-0-0		
5-1-1	1-1-0	0-0-0		AWAY		0-0-1		1-0-0		3-0-0		
0-0-1	0-0-1	0-0-0		NEUTRAL		0-0-0		0-0-0		0-0-0		
5-0-2	0-0-1	1-0-0		NON-CONFERENCE		0-0-1		2-0-0		2-0-0		
2-0-0	0-0-0	1-0-0		HOME		0-0-0		1-0-0		0-0-0		
3-0-1	0-0-0	0-0-		AWAY		0-0-1		1-0-0		2-0-0		
0-0-1	0-0-1	0-0-0		NEUTRAL		0-0-0		0-0-0		0-0-0		
2-2-1	1-1-0	0-1-1		CONFERENCE		0-0-0		0-0-0		1-0-0		
0-1-1	0-0-0	0-1-1		HOME		0-0-0		0-0-0		0-0-0		
2-1-0	1-1-0	0-0-0		AWAY		0-0-0		0-0-0		1-0-0		
0-0-0	0-0-0	0-0-0		NEUTRAL		0-0-0		0-0-0		0-0-0		
RPI	S	Opponent	Score	RPI	S	Opponent	Score	RPI	S	Opponent	Score	
2	A	Stanford	0 1	30	H	Arizona	1 4	51	A	BYU	0 0	
14	N	Pepperdine	0 0	35	H	Arizona St.	0 0					
23	A	California	1 0	45	H	TCU	3 0					

Non-Div. I Games:

Washington St.

Average RPI Win: 107		WON-LOST RECORD		WINNING PCT. RANK		LAST 10 GAMES		STRENGTH OF SCHEDULE		OPP. STRENGTH OF SCHEDULE		TEAM RPI		ADJ RPI		CONF. RPI		ADJ CONF. RPI					
Average RPI Loss: 6																							
DIV. I ONLY		10-2-2		.78571		23		6-2-2		67		13		20		.63417		18					
DIV. I NON-CONF.		7-0-1		.9375		12		3-0-1		86		44		14		.65593		14					
TOTALS		RPI 1-25		RPI 26-50		W-L RECORDS		RPI 51-100		RPI 101-150		RPI 150+											
10-2-2		1-2-0		2-0-0		OVERALL		4-0-2		0-0-0		3-0-0											
5-1-1		0-1-0		1-0-0		HOME		3-0-1		0-0-0		1-0-0											
4-1-1		1-1-0		0-0-0		AWAY		1-0-1		0-0-0		2-0-0											
1-0-0		0-0-0		1-0-0		NEUTRAL		0-0-0		0-0-0		0-0-0											
7-0-1		1-0-0		1-0-0		NON-CONFERENCE		2-0-1		0-0-0		3-0-0											
3-0-1		0-0-0		1-0-0		HOME		1-0-1		0-0-0		1-0-0											
4-0-0		1-0-0		0-0-		AWAY		1-0-0		0-0-0		2-0-0											
0-0-0		0-0-0		0-0-0		NEUTRAL		0-0-0		0-0-0		0-0-0											
3-2-1		0-2-0		1-0-0		CONFERENCE		2-0-1		0-0-0		0-0-0											
2-1-0		0-1-0		0-0-0		HOME		2-0-0		0-0-0		0-0-0											
0-1-1		0-1-0		0-0-0		AWAY		0-0-1		0-0-0		0-0-0											
1-0-0		0-0-0		1-0-0		NEUTRAL		0-0-0		0-0-0		0-0-0											
RPI	S	Opponent		Score		RPI	S	Opponent		Score		RPI	S	Opponent		Score		RPI	S	Opponent		Score	
4	H	North Carolina		1	2	32	N	Boston College		1	0	59	H	Duke		1	0	205	H	Wofford		1	0
8	A	Virginia Tech		0	2	36	H	Auburn		2	1	71	A	VCU		4	1	212	A	Elon		5	0
16	A	South Carolina		1	0							75	H	Drexel		3	0	276	A	Winthrop		7	0
												85	A	Wake Forest		1	1						
												89	H	Charlotte		1	1						
												90	H	Syracuse		1	0						
LAST 10 GAMES																							
						90	H	Syracuse		1	0	8	A	Virginia Tech		0	2						
						59	H	Duke		1	0	205	H	Wofford		1	0						
						85	A	Wake Forest		1	1	75	H	Drexel		3	0						
						32	N	Boston College		1	0	89	H	Charlotte		1	1						
						4	H	North Carolina		1	2	16	A	South Carolina		1	0						

Non-Div. I Games:

Clemson

Average RPI Win:	111	WON-LOST RECORD	WINNING PCT. RANK	LAST 10 GAMES	STRENGTH OF SCHEDULE	OPP. STRENGTH OF SCHEDULE	TEAM RPI	ADJ RPI	CONF. RPI	ADJ CONF. RPI		
DIV. I ONLY		10-3-1	.75	30	6-3-1	42	20	21	.63399	19	3	2
DIV. I NON-CONF.		10-0-0	1	1	6-0-0	58	40	7	.68445	7	4	4
<hr/>												
TOTALS	RPI 1-25	RPI 26-50		W-L RECORDS		RPI 51-100		RPI 101-150		RPI 150+		
10-3-1	2-1-0	1-2-1		OVERALL		2-0-0		3-0-0		2-0-0		
5-1-1	0-0-0	0-1-1		HOME		0-0-0		3-0-0		2-0-0		
2-2-0	2-1-0	0-1-0		AWAY		0-0-0		0-0-0		0-0-0		
3-0-0	0-0-0	1-0-0		NEUTRAL		2-0-0		0-0-0		0-0-0		
10-0-0	2-0-0	1-0-0		NON-CONFERENCE		2-0-0		3-0-0		2-0-0		
5-0-0	0-0-0	0-0-0		HOME		0-0-0		3-0-0		2-0-0		
2-0-0	2-0-0	0-0-		AWAY		0-0-0		0-0-0		0-0-0		
3-0-0	0-0-0	1-0-0		NEUTRAL		2-0-0		0-0-0		0-0-0		
0-3-1	0-1-0	0-2-1		CONFERENCE		0-0-0		0-0-0		0-0-0		
0-1-1	0-0-0	0-1-1		HOME		0-0-0		0-0-0		0-0-0		
0-2-0	0-1-0	0-1-0		AWAY		0-0-0		0-0-0		0-0-0		
0-0-0	0-0-0	0-0-0		NEUTRAL		0-0-0		0-0-0		0-0-0		
RPI	S	Opponent	Score	RPI	S	Opponent	Score	RPI	S	Opponent	Score	
10	A	West Virginia	2 4	28	H	Oklahoma	0 1	62	N	Tulsa	3 1	
23	A	California	1 0	33	A	Texas	0 1	87	N	Eastern Mich.	2 1	
24	A	Notre Dame	2 1	34	H	Oklahoma St.	1 1					
				47	N	Memphis	1 0					

Non-Div. I Games:

Texas Tech

U
C
F

UCF

[illegible]

Non-Div. I Games:

Georgia

Average RPI Win:		109	WON-LOST RECORD		WINNING PCT. RANK		LAST 10 GAMES		STRENGTH OF SCHEDULE		OPP. STRENGTH OF SCHEDULE		TEAM RPI		ADJ RPI		CONF. RPI		ADJ CONF. RPI				
DIV. I ONLY			7-4-2		.61538 93		6-2-2		4		91		23		.62692 22		13		13				
DIV. I NON-CONF.			4-4-2		.5 154		3-2-2		5		60		43		.60337 39		12		12				
TOTALS		RPI 1-25		RPI 26-50		W-L RECORDS		RPI 51-100		RPI 101-150		RPI 150+											
7-4-2		0-2-0		0-1-0		OVERALL		4-1-2		1-0-0		2-0-0											
6-2-1		0-1-0		0-0-0		HOME		3-1-1		1-0-0		2-0-0											
1-2-1		0-1-0		0-1-0		AWAY		1-0-1		0-0-0		0-0-0											
0-0-0		0-0-0		0-0-0		NEUTRAL		0-0-0		0-0-0		0-0-0											
4-4-2		0-2-0		0-1-0		NON-CONFERENCE		2-1-2		1-0-0		1-0-0											
3-2-1		0-1-0		0-0-0		HOME		1-1-1		1-0-0		1-0-0											
1-2-1		0-1-0		0-0-		AWAY		1-0-1		0-0-0		0-0-0											
0-0-0		0-0-0		0-0-0		NEUTRAL		0-0-0		0-0-0		0-0-0											
3-0-0		0-0-0		0-0-0		CONFERENCE		2-0-0		0-0-0		1-0-0											
3-0-0		0-0-0		0-0-0		HOME		2-0-0		0-0-0		1-0-0											
0-0-0		0-0-0		0-0-0		AWAY		0-0-0		0-0-0		0-0-0											
0-0-0		0-0-0		0-0-0		NEUTRAL		0-0-0		0-0-0		0-0-0											
RPI	S	Opponent		Score		RPI	S	Opponent		Score		RPI	S	Opponent		Score							
10	A	West Virginia		1	4	37	A	Boston U.		1	2	55	H	FGCU		2	3	111	H	James Madison	2	1	
11	H	Washington		0	1							56	A	William & Mary		3	3	165	H	Pittsburgh	1	0	
												71	H	VCU		3	1	185	H	Fordham	1	0	
												72	H	Temple		3	2						
												74	H	Princeton		2	2						
												79	A	Northeastern		1	0						
												82	H	George Washington		3	0						
						LAST 10 GAMES																	
						185	H	Fordham		1	0	10	A	West Virginia		1	4						
						71	H	VCU		3	1	111	H	James Madison		2	1						
						82	H	George Washington		3	0	74	H	Princeton		2	2						
						55	H	FGCU		2	3	165	H	Pittsburgh		1	0						
						72	H	Temple		3	2	56	A	William & Mary		3	3						

Non-Div. I Games:

La Salle

Average RPI Win: 134		WON-LOST	WINNING	LAST 10	STRENGTH OF		OPP. STRENGTH	TEAM	ADJ	CONF.	ADJ CONF.
Average RPI Loss: 16		RECORD	PCT. RANK	GAMES	SCHEDULE		OF SCHEDULE	RPI	RPI	RPI	RPI
DIV. I ONLY		10-3-0	.76923	26	7-3-0		45	51	22	.62627	23
DIV. I NON-CONF.		8-1-0	.88889	14	5-1-0		118	85	29	.62296	29
TOTALS		RPI 1-25	RPI 26-50		W-L RECORDS		RPI 51-100		RPI 101-150		RPI 150+
10-3-0		0-3-0	4-0-0		OVERALL		0-0-0		3-0-0		3-0-0
4-3-0		0-3-0	1-0-0		HOME		0-0-0		1-0-0		2-0-0
4-0-0		0-0-0	3-0-0		AWAY		0-0-0		1-0-0		0-0-0
2-0-0		0-0-0	0-0-0		NEUTRAL		0-0-0		1-0-0		1-0-0
8-1-0		0-1-0	2-0-0		NON-CONFERENCE		0-0-0		3-0-0		3-0-0
4-1-0		0-1-0	1-0-0		HOME		0-0-0		1-0-0		2-0-0
2-0-0		0-0-0	1-0-		AWAY		0-0-0		1-0-0		0-0-0
2-0-0		0-0-0	0-0-0		NEUTRAL		0-0-0		1-0-0		1-0-0
2-2-0		0-2-0	2-0-0		CONFERENCE		0-0-0		0-0-0		0-0-0
0-2-0		0-2-0	0-0-0		HOME		0-0-0		0-0-0		0-0-0
2-0-0		0-0-0	2-0-0		AWAY		0-0-0		0-0-0		0-0-0
0-0-0		0-0-0	0-0-0		NEUTRAL		0-0-0		0-0-0		0-0-0
RPI S	Opponent	Score	RPI S	Opponent	Score	RPI S	Opponent	Score	RPI S	Opponent	Score
11 H	Washington	1 2	46 A	Colorado	4 2				132 N	Portland St.	5 0
17 H	Washington St.	0 1	48 A	Southern California	2 1				136 H	San Francisco	3 1
19 H	Texas Tech	0 1	49 A	Santa Clara	2 1				138 A	St. Mary's (CA)	4 0
			49 H	Santa Clara	1 0				168 H	Cal Poly	2 1
									280 N	LIU Brooklyn	3 0
									295 H	Pacific	3 0
LAST 10 GAMES											
48 A	Southern California	2 1	49 H	Santa Clara	1 0						
11 H	Washington	1 2	19 H	Texas Tech	0 1						
17 H	Washington St.	0 1	168 H	Cal Poly	2 1						
46 A	Colorado	4 2	138 A	St. Mary's (CA)	4 0						
295 H	Pacific	3 0	132 N	Portland St.	5 0						

Non-Div. I Games:

California

Average RPI Win:		120	WON-LOST RECORD		WINNING PCT. RANK		LAST 10 GAMES		STRENGTH OF SCHEDULE		OPP. STRENGTH OF SCHEDULE		TEAM RPI		ADJ RPI		CONF. RPI		ADJ CONF. RPI				
DIV. I ONLY		9-4-1		.67857 60		7-2-1		31		16		24		.62296 24		4		4					
DIV. I NON-CONF.		5-2-1		.6875 70		3-0-1		22		30		27		.62661 27		3		3					
TOTALS		RPI 1-25		RPI 26-50		W-L RECORDS		RPI 51-100		RPI 101-150		RPI 150+											
9-4-1		1-3-1		1-1-0		OVERALL		3-0-0		0-0-0		4-0-0											
4-4-0		0-3-0		0-1-0		HOME		1-0-0		0-0-0		3-0-0											
5-0-1		1-0-1		1-0-0		AWAY		2-0-0		0-0-0		1-0-0											
0-0-0		0-0-0		0-0-0		NEUTRAL		0-0-0		0-0-0		0-0-0											
5-2-1		0-1-1		1-1-0		NON-CONFERENCE		2-0-0		0-0-0		2-0-0											
3-2-0		0-1-0		0-1-0		HOME		1-0-0		0-0-0		2-0-0											
2-0-1		0-0-1		1-0-		AWAY		1-0-0		0-0-0		0-0-0											
0-0-0		0-0-0		0-0-0		NEUTRAL		0-0-0		0-0-0		0-0-0											
4-2-0		1-2-0		0-0-0		CONFERENCE		1-0-0		0-0-0		2-0-0											
1-2-0		0-2-0		0-0-0		HOME		0-0-0		0-0-0		1-0-0											
3-0-0		1-0-0		0-0-0		AWAY		1-0-0		0-0-0		1-0-0											
0-0-0		0-0-0		0-0-0		NEUTRAL		0-0-0		0-0-0		0-0-0											
RPI	S	Opponent		Score		RPI	S	Opponent		Score		RPI	S	Opponent		Score							
2	A	Stanford		0	0	48	H	Southern California		1	2	70	A	Illinois		3	1	154	H	Miami (FL)	5	0	
4	H	North Carolina		2	3	49	A	Santa Clara		2	0	85	A	Wake Forest		1	0	165	A	Pittsburgh	2	0	
8	A	Virginia Tech		2	0							96	H	Baylor		1	0	190	H	Toledo	2	1	
9	H	Virginia		1	2													263	H	Oakland	3	0	
19	H	Texas Tech		1	2																		
LAST 10 GAMES																							
						154	H	Miami (FL)		5	0	4	H	North Carolina		2	3						
						165	A	Pittsburgh		2	0	190	H	Toledo		2	1						
						9	H	Virginia		1	2	96	H	Baylor		1	0						
						85	A	Wake Forest		1	0	2	A	Stanford		0	0						
						8	A	Virginia Tech		2	0	49	A	Santa Clara		2	0						

Non-Div. I Games:

Notre Dame

Average RPI Win: 83		WON-LOST RECORD		WINNING PCT. RANK		LAST 10 GAMES		STRENGTH OF SCHEDULE		OPP. STRENGTH OF SCHEDULE		TEAM RPI		ADJ RPI		CONF. RPI		ADJ CONF. RPI	
DIV. I ONLY		9-3-2		.71429 41		7-2-1		50		7		25		.62074 25		2		3	
DIV. I NON-CONF.		5-1-2		.75 44		3-0-1		73		23		34		.61262 34		2		2	
TOTALS		RPI 1-25		RPI 26-50		W-L RECORDS		RPI 51-100		RPI 101-150		RPI 150+							
9-3-2		1-2-0		2-1-0		OVERALL		3-0-1		3-0-1		0-0-0							
6-0-1		0-0-0		1-0-0		HOME		3-0-0		2-0-1		0-0-0							
3-2-0		1-1-0		1-1-0		AWAY		0-0-0		1-0-0		0-0-0							
0-1-1		0-1-0		0-0-0		NEUTRAL		0-0-1		0-0-0		0-0-0							
5-1-2		0-1-0		1-0-0		NON-CONFERENCE		1-0-1		3-0-1		0-0-0							
3-0-1		0-0-0		0-0-0		HOME		1-0-0		2-0-1		0-0-0							
2-0-0		0-0-0		1-0-		AWAY		0-0-0		1-0-0		0-0-0							
0-1-1		0-1-0		0-0-0		NEUTRAL		0-0-1		0-0-0		0-0-0							
4-2-0		1-1-0		1-1-0		CONFERENCE		2-0-0		0-0-0		0-0-0							
3-0-0		0-0-0		1-0-0		HOME		2-0-0		0-0-0		0-0-0							
1-2-0		1-1-0		0-1-0		AWAY		0-0-0		0-0-0		0-0-0							
0-0-0		0-0-0		0-0-0		NEUTRAL		0-0-0		0-0-0		0-0-0							
RPI	S	Opponent		Score		RPI	S	Opponent		Score		RPI	S	Opponent		Score			
3	A	Florida		1 3		36	A	Auburn		2 3		76	H	Vanderbilt		2 0			
10	N	West Virginia		2 3		41	H	Kentucky		2 1		80	H	CSUN		3 1			
16	A	South Carolina		1 0		45	A	TCU		2 1		90	N	Syracuse		0 0			
												100	H	LSU		3 1			
									</										

Non-Div. I Games:

Missouri

Average RPI Win:		86	WON-LOST RECORD		WINNING PCT. RANK		LAST 10 GAMES		STRENGTH OF SCHEDULE		OPP. STRENGTH OF SCHEDULE		TEAM RPI		ADJ RPI		CONF. RPI		ADJ CONF. RPI				
DIV. I ONLY			7-3-4		.64286		76		4-3-3		24		8		26		.62055		26				
DIV. I NON-CONF.			4-2-2		.625		97		1-2-1		11		26		28		.62415		28				
TOTALS		RPI 1-25		RPI 26-50				W-L RECORDS				RPI 51-100				RPI 101-150				RPI 150+			
7-3-4		0-2-0		2-0-2				OVERALL				3-1-2				1-0-0				1-0-0			
5-1-1		0-1-0		2-0-0				HOME				1-0-1				1-0-0				1-0-0			
1-1-3		0-0-0		0-0-2				AWAY				1-1-1				0-0-0				0-0-0			
1-1-0		0-1-0		0-0-0				NEUTRAL				1-0-0				0-0-0				0-0-0			
4-2-2		0-1-0		1-0-1				NON-CONFERENCE				1-1-1				1-0-0				1-0-0			
3-0-1		0-0-0		1-0-0				HOME				0-0-1				1-0-0				1-0-0			
0-1-1		0-0-0		0-1-				AWAY				0-1-0				0-0-0				0-0-0			
1-1-0		0-1-0		0-0-0				NEUTRAL				1-0-0				0-0-0				0-0-0			
3-1-2		0-1-0		1-0-1				CONFERENCE				2-0-1				0-0-0				0-0-0			
2-1-0		0-1-0		1-0-0				HOME				1-0-0				0-0-0				0-0-0			
1-0-2		0-0-0		0-0-1				AWAY				1-0-1				0-0-0				0-0-0			
0-0-0		0-0-0		0-0-0				NEUTRAL				0-0-0				0-0-0				0-0-0			
RPI	S	Opponent		Score		RPI	S	Opponent		Score		RPI	S	Opponent		Score		RPI	S	Opponent		Score	
3	H	Florida		1	3	33	A	Texas		0	0	54	A	Tennessee		1	0	142	H	Utah St.		3	1
4	N	North Carolina		1	2	34	H	Oklahoma St.		2	1	59	A	Duke		0	3	162	H	Missouri St.		6	1
						41	H	Kentucky		2	1	66	H	Rice		0	0						
						43	A	Ole Miss		1	1	76	H	Vanderbilt		1	0						
												92	N	Stephen F. Austin		4	2						
												100	A	LSU		3	3						
LAST 10 GAMES																							
						54	A	Tennessee		1	0	41	H	Kentucky		2	1						
						3	H	Florida		1	3	162	H	Missouri St.		6	1						
						76	H	Vanderbilt		1	0	66	H	Rice		0	0						
						100	A	LSU		3	3	4	N	North Carolina		1	2						
						43	A	Ole Miss		1	1	59	A	Duke		0	3						

Non-Div. I Games:

Arkansas

Average RPI Win:	150	WON-LOST RECORD	WINNING PCT. RANK	LAST 10 GAMES	STRENGTH OF SCHEDULE	OPP. STRENGTH OF SCHEDULE	TEAM RPI	ADJ RPI	CONF. RPI	ADJ CONF. RPI	
DIV. I ONLY		10-1-2	.84615 11	9-0-1	104	79	28	.61831 27	12	12	
DIV. I NON-CONF.		6-1-1	.8125 29	5-0-0	116	46	35	.60992 35	14	14	
<hr/>											
TOTALS	RPI 1-25	RPI 26-50		W-L RECORDS	RPI 51-100		RPI 101-150		RPI 150+		
10-1-2	0-0-0	0-1-0		OVERALL	3-0-2		3-0-0		4-0-0		
5-0-2	0-0-0	0-0-0		HOME	1-0-2		2-0-0		2-0-0		
5-1-0	0-0-0	0-1-0		AWAY	2-0-0		1-0-0		2-0-0		
0-0-0	0-0-0	0-0-0		NEUTRAL	0-0-0		0-0-0		0-0-0		
6-1-1	0-0-0	0-1-0		NON-CONFERENCE	3-0-1		1-0-0		2-0-0		
4-0-1	0-0-0	0-0-0		HOME	1-0-1		1-0-0		2-0-0		
2-1-0	0-0-0	0-0-		AWAY	2-0-0		0-0-0		0-0-0		
0-0-0	0-0-0	0-0-0		NEUTRAL	0-0-0		0-0-0		0-0-0		
4-0-1	0-0-0	0-0-0		CONFERENCE	0-0-1		2-0-0		2-0-0		
1-0-1	0-0-0	0-0-0		HOME	0-0-1		1-0-0		0-0-0		
3-0-0	0-0-0	0-0-0		AWAY	0-0-0		1-0-0		2-0-0		
0-0-0	0-0-0	0-0-0		NEUTRAL	0-0-0		0-0-0		0-0-0		
RPI S	Opponent	Score	RPI S	Opponent	Score	RPI S	Opponent	Score	RPI S	Opponent	Score
			32 A	Boston College	1 3	53 A	Harvard	1 0	114 H	Army	5 0
						77 A	Providence	1 0	115 H	Cornell	2 1
						84 H	Navy	1 1	117 A	Holy Cross	2 1
						90 H	Syracuse	1 0	197 A	Loyola Maryland	1 0
						98 H	Colorado Col.	0 0	219 A	Lafayette	2 0
									250 H	UMass Lowell	2 0
									272 H	Vermont	3 1
<hr/>											
LAST 10 GAMES											
			117 A	Holy Cross	2 1	219 A	Lafayette	2 0			
			115 H	Cornell	2 1	53 A	Harvard	1 0			
			84 H	Navy	1 1	90 H	Syracuse	1 0			
			114 H	Army	5 0	250 H	UMass Lowell	2 0			
			197 A	Loyola Maryland	1 0	272 H	Vermont	3 1			

Non-Div. I Games:

Colgate

Average RPI Win:	113	WON-LOST RECORD	WINNING PCT. RANK	LAST 10 GAMES	STRENGTH OF SCHEDULE	OPP. STRENGTH OF SCHEDULE	TEAM RPI	ADJ RPI	CONF. RPI	ADJ CONF. RPI		
DIV. I ONLY		11-3-0	.78571	23	9-1-0	80	28	27	.61759	29	5	5
DIV. I NON-CONF.		4-2-0	.66667	77	2-0-0	266	45	129	.52106	128	5	5
<hr/>												
TOTALS	RPI 1-25	RPI 26-50		W-L RECORDS		RPI 51-100		RPI 101-150		RPI 150+		
11-3-0	1-1-0	1-1-0		OVERALL		5-1-0		1-0-0		3-0-0		
9-0-0	1-0-0	0-0-0		HOME		5-0-0		0-0-0		3-0-0		
2-3-0	0-1-0	1-1-0		AWAY		0-1-0		1-0-0		0-0-0		
0-0-0	0-0-0	0-0-0		NEUTRAL		0-0-0		0-0-0		0-0-0		
<hr/>												
4-2-0	0-0-0	0-1-0		NON-CONFERENCE		1-1-0		0-0-0		3-0-0		
4-0-0	0-0-0	0-0-0		HOME		1-0-0		0-0-0		3-0-0		
0-2-0	0-0-0	0-0-		AWAY		0-1-0		0-0-0		0-0-0		
0-0-0	0-0-0	0-0-0		NEUTRAL		0-0-0		0-0-0		0-0-0		
<hr/>												
7-1-0	1-1-0	1-0-0		CONFERENCE		4-0-0		1-0-0		0-0-0		
5-0-0	1-0-0	0-0-0		HOME		4-0-0		0-0-0		0-0-0		
2-1-0	0-1-0	1-0-0		AWAY		0-0-0		1-0-0		0-0-0		
0-0-0	0-0-0	0-0-0		NEUTRAL		0-0-0		0-0-0		0-0-0		
<hr/>												
RPI S	Opponent	Score	RPI S	Opponent	Score	RPI S	Opponent	Score	RPI S	Opponent	Score	
13 A	Rutgers	0 1	42 A	San Diego St.	0 3	52 H	Michigan St.	2 1	121 A	Indiana	3 0	
15 H	Wisconsin	2 1	44 A	Maryland	1 0	60 H	Minnesota	2 1	190 H	Toledo	4 0	
						63 A	San Diego	0 5	241 H	Central Mich.	3 0	
						68 H	Iowa	4 2	284 H	Bowling Green	2 0	
						80 H	CSUN	2 0				
						86 H	Nebraska	3 1				
<hr/>												
LAST 10 GAMES												
			121 A	Indiana	3 0	44 A	Maryland	1 0				
			68 H	Iowa	4 2	15 H	Wisconsin	2 1				
			86 H	Nebraska	3 1	60 H	Minnesota	2 1				
			52 H	Michigan St.	2 1	241 H	Central Mich.	3 0				
			13 A	Rutgers	0 1	190 H	Toledo	4 0				

Non-Div. I Games:

Michigan

Average RPI Win: 160		WON-LOST	WINNING	LAST 10	STRENGTH OF	OPP. STRENGTH	TEAM	ADJ	CONF.	ADJ CONF.					
Average RPI Loss: 0		RECORD	PCT. RANK	GAMES	SCHEDULE	OF SCHEDULE	RPI	RPI	RPI	RPI					
DIV. I ONLY		12-0-2	.92857	2	8-0-2	158	101	29	.61429	31	9	9			
DIV. I NON-CONF.		8-0-1	.94444	8	4-0-1	221	106	45	.59909	45	8	8			
<hr/>															
TOTALS		RPI 1-25		RPI 26-50		W-L RECORDS		RPI 51-100		RPI 101-150		RPI 150+			
12-0-2		0-0-0		0-0-1		OVERALL		4-0-0		1-0-0		7-0-1			
6-0-1		0-0-0		0-0-1		HOME		3-0-0		1-0-0		2-0-0			
6-0-1		0-0-0		0-0-0		AWAY		1-0-0		0-0-0		5-0-1			
0-0-0		0-0-0		0-0-0		NEUTRAL		0-0-0		0-0-0		0-0-0			
8-0-1		0-0-0		0-0-0		NON-CONFERENCE		3-0-0		0-0-0		5-0-1			
4-0-0		0-0-0		0-0-0		HOME		2-0-0		0-0-0		2-0-0			
4-0-1		0-0-0		0-0-		AWAY		1-0-0		0-0-0		3-0-1			
0-0-0		0-0-0		0-0-0		NEUTRAL		0-0-0		0-0-0		0-0-0			
4-0-1		0-0-0		0-0-1		CONFERENCE		1-0-0		1-0-0		2-0-0			
2-0-1		0-0-0		0-0-1		HOME		1-0-0		1-0-0		0-0-0			
2-0-0		0-0-0		0-0-0		AWAY		0-0-0		0-0-0		2-0-0			
0-0-0		0-0-0		0-0-0		NEUTRAL		0-0-0		0-0-0		0-0-0			
RPI	S	Opponent	Score	RPI	S	Opponent	Score	RPI	S	Opponent	Score				
				40	H	Georgetown	3 3	64	H	Illinois St.	3 1	143	H	Creighton	2 0
								77	H	Providence	2 1	164	A	Villanova	2 1
								86	A	Nebraska	2 1	187	A	Seton Hall	1 0
								97	H	Cincinnati	3 1	194	A	Milwaukee	3 2
												197	A	Loyola Maryland	4 2
												208	A	Towson	1 0
												232	A	Green Bay	1 1
												241	H	Central Mich.	2 1
												261	H	Loyola Chicago	4 0
<hr/>															
LAST 10 GAMES															
				143	H	Creighton	2 0	97	H	Cincinnati	3 1				
				164	A	Villanova	2 1	261	H	Loyola Chicago	4 0				
				187	A	Seton Hall	1 0	232	A	Green Bay	1 1				
				77	H	Providence	2 1	194	A	Milwaukee	3 2				
				40	H	Georgetown	3 3	64	H	Illinois St.	3 1				

Non-Div. I Games:

DePaul

Average RPI Win:		122	WON-LOST RECORD		WINNING PCT. RANK		LAST 10 GAMES		STRENGTH OF SCHEDULE		OPP. STRENGTH OF SCHEDULE		TEAM RPI		ADJ RPI		CONF. RPI		ADJ CONF. RPI			
DIV. I ONLY			9-6-0		.6 106		5-5-0		15		69		34		.61313 32		4		4			
DIV. I NON-CONF.			7-2-0		.77778 38		3-1-0		20		78		16		.64761 16		3		3			
TOTALS		RPI 1-25		RPI 26-50		W-L RECORDS		RPI 51-100		RPI 101-150		RPI 150+										
9-6-0		0-3-0		1-1-0		OVERALL		3-2-0		1-0-0		4-0-0										
3-2-0		0-1-0		1-0-0		HOME		1-1-0		0-0-0		1-0-0										
6-3-0		0-1-0		0-1-0		AWAY		2-1-0		1-0-0		3-0-0										
0-1-0		0-1-0		0-0-0		NEUTRAL		0-0-0		0-0-0		0-0-0										
7-2-0		0-0-0		1-1-0		NON-CONFERENCE		3-1-0		0-0-0		3-0-0										
2-1-0		0-0-0		1-0-0		HOME		1-1-0		0-0-0		0-0-0										
5-1-0		0-0-0		0-0-		AWAY		2-0-0		0-0-0		3-0-0										
0-0-0		0-0-0		0-0-0		NEUTRAL		0-0-0		0-0-0		0-0-0										
2-4-0		0-3-0		0-0-0		CONFERENCE		0-1-0		1-0-0		1-0-0										
1-1-0		0-1-0		0-0-0		HOME		0-0-0		0-0-0		1-0-0										
1-2-0		0-1-0		0-0-0		AWAY		0-1-0		1-0-0		0-0-0										
0-1-0		0-1-0		0-0-0		NEUTRAL		0-0-0		0-0-0		0-0-0										
RPI	S	Opponent		Score		RPI	S	Opponent		Score		RPI	S	Opponent		Score						
6	H	Florida St.		0	2	27	H	Colgate		3	1	53	H	Harvard		2	0	106	A	Louisville	1	0
9	A	Virginia		3	6	37	A	Boston U.		1	2	57	H	South Fla.		2	3	155	A	Jacksonville	1	0
18	N	Clemson		0	1							64	A	Illinois St.		4	1	165	H	Pittsburgh	3	1
												79	A	Northeastern		1	0	194	A	Milwaukee	2	0
												90	A	Syracuse		0	3	252	A	North Florida	5	0
LAST 10 GAMES																						
		106 A Louisville		1	0	6	H	Florida St.		0	2											
		9 A Virginia		3	6	57	H	South Fla.		2	3											
		90 A Syracuse		0	3	53	H	Harvard		2	0											
		18 N Clemson		0	1	64	A	Illinois St.		4	1											
		165 H Pittsburgh		3	1	194	A	Milwaukee		2	0											

Non-Div. I Games:

Boston College

**T
e
x
a
s**

Texas

Average RPI Win:		102	WON-LOST RECORD		WINNING PCT. RANK		LAST 10 GAMES		STRENGTH OF SCHEDULE		OPP. STRENGTH OF SCHEDULE		TEAM RPI	ADJ RPI		CONF. RPI	ADJ CONF. RPI		
DIV. I ONLY			8-7-1		.53125 158		8-1-1		5		25		33	.61087 34		3	2		
DIV. I NON-CONF.			5-5-0		.5 154		5-0-0		6		11		44	.60149 42		4	4		
TOTALS		RPI 1-25		RPI 26-50		W-L RECORDS		RPI 51-100		RPI 101-150		RPI 150+							
8-7-1		0-3-1		2-4-0		OVERALL		2-0-0		2-0-0		2-0-0							
8-2-0		0-2-0		2-0-0		HOME		2-0-0		2-0-0		2-0-0							
0-4-1		0-1-1		0-3-0		AWAY		0-0-0		0-0-0		0-0-0							
0-1-0		0-0-0		0-1-0		NEUTRAL		0-0-0		0-0-0		0-0-0							
5-5-0		0-2-0		1-3-0		NON-CONFERENCE		1-0-0		2-0-0		1-0-0							
5-2-0		0-2-0		1-0-0		HOME		1-0-0		2-0-0		1-0-0							
0-2-0		0-0-0		0-0-		AWAY		0-0-0		0-0-0		0-0-0							
0-1-0		0-0-0		0-1-0		NEUTRAL		0-0-0		0-0-0		0-0-0							
3-2-1		0-1-1		1-1-0		CONFERENCE		1-0-0		0-0-0		1-0-0							
3-0-0		0-0-0		1-0-0		HOME		1-0-0		0-0-0		1-0-0							
0-2-1		0-1-1		0-1-0		AWAY		0-0-0		0-0-0		0-0-0							
0-0-0		0-0-0		0-0-0		NEUTRAL		0-0-0		0-0-0		0-0-0							
RPI	S	Opponent		Score		RPI	S	Opponent		Score		RPI	S	Opponent		Score			
3	H	Florida		0	4	26	A	Arkansas		1	2	62	H	Tulsa		2	1		
6	H	Florida St.		1	2	28	A	Oklahoma		0	2	96	H	Baylor		2	0		
12	A	Kansas		1	2	30	N	Arizona		1	3			119		H	Dayton	2	0
19	A	Texas Tech		1	1	35	A	Arizona St.		0	2			126		H	UT Martin	1	0
						45	H	TCU		1	0			156		H	Iowa St.	1	0
						47	H	Memphis		1	0			168		H	Cal Poly	2	1
LAST 10 GAMES																			
						96	H	Baylor		2	0	156	H	Iowa St.		1	0		
						45	H	TCU		1	0	62	H	Tulsa		2	1		
						19	A	Texas Tech		1	1	47	H	Memphis		1	0		
						12	A	Kansas		1	2	126	H	UT Martin		1	0		
						119	H	Dayton		2	0	168	H	Cal Poly		2	1		

Non-Div. I Games:

Oklahoma St.

Average RPI Win: 162		WON-LOST RECORD		WINNING PCT. RANK		LAST 10 GAMES		STRENGTH OF SCHEDULE		OPP. STRENGTH OF SCHEDULE		TEAM RPI		ADJ RPI		CONF. RPI		ADJ CONF. RPI	
DIV. I ONLY		8-2-4		.71429 41		6-1-3		106		2		36		.60306 35		1		1	
DIV. I NON-CONF.		7-1-1		.83333 24		5-0-0		174		13		40		.60707 36		1		1	
TOTALS		RPI 1-25		RPI 26-50		W-L RECORDS		RPI 51-100		RPI 101-150		RPI 150+							
8-2-4		1-1-2		1-0-2		OVERALL		1-1-0		1-0-0		4-0-0							
3-0-2		1-0-1		1-0-1		HOME		0-0-0		0-0-0		1-0-0							
3-2-1		0-1-1		0-0-0		AWAY		1-1-0		1-0-0		1-0-0							
2-0-1		0-0-0		0-0-1		NEUTRAL		0-0-0		0-0-0		2-0-0							
7-1-1		1-0-0		1-0-1		NON-CONFERENCE		1-1-0		1-0-0		3-0-0							
2-0-0		1-0-0		1-0-0		HOME		0-0-0		0-0-0		0-0-0							
3-1-0		0-0-0		0-0-		AWAY		1-1-0		1-0-0		1-0-0							
2-0-1		0-0-0		0-0-1		NEUTRAL		0-0-0		0-0-0		2-0-0							
1-1-3		0-1-2		0-0-1		CONFERENCE		0-0-0		0-0-0		1-0-0							
1-0-2		0-0-1		0-0-1		HOME		0-0-0		0-0-0		1-0-0							
0-1-1		0-1-1		0-0-0		AWAY		0-0-0		0-0-0		0-0-0							
0-0-0		0-0-0		0-0-0		NEUTRAL		0-0-0		0-0-0		0-0-0							
RPI	S	Opponent		Score		RPI	S	Opponent		Score		RPI	S	Opponent		Score			
1	H	UCLA		1	1	33	N	Texas		2	2	70	A	Illinois		1	3		
5	H	Texas A&M		2	1	34	H	Oklahoma St.		2	0	80	A	CSUN		2	0		
11	A	Washington		1	2	50	H	Oregon		1	1								
17	A	Washington St.		0	0														

Non-Div. I Games:

Arizona St.

Average RPI Win:	90	WON-LOST RECORD	WINNING PCT. RANK	LAST 10 GAMES	STRENGTH OF SCHEDULE	OPP. STRENGTH OF SCHEDULE	TEAM RPI	ADJ RPI	CONF. RPI	ADJ CONF. RPI	
DIV. I ONLY		7-4-3	.60714 97	4-3-3	36	21	35	.59982 36	2	3	
DIV. I NON-CONF.		6-2-0	.75 44	3-1-0	25	55	19	.63389 19	2	2	
<hr/>											
TOTALS	RPI 1-25	RPI 26-50		W-L RECORDS	RPI 51-100		RPI 101-150		RPI 150+		
7-4-3	1-2-0	1-1-1		OVERALL	2-0-2		2-1-0		1-0-0		
4-2-2	1-1-0	0-0-1		HOME	1-0-1		1-1-0		1-0-0		
1-2-1	0-1-0	0-1-0		AWAY	0-0-1		1-0-0		0-0-0		
2-0-0	0-0-0	1-0-0		NEUTRAL	1-0-0		0-0-0		0-0-0		
<hr/>											
6-2-0	0-1-0	1-0-0		NON-CONFERENCE	2-0-0		2-1-0		1-0-0		
3-1-0	0-0-0	0-0-0		HOME	1-0-0		1-1-0		1-0-0		
1-1-0	0-1-0	0-0-		AWAY	0-0-0		1-0-0		0-0-0		
2-0-0	0-0-0	1-0-0		NEUTRAL	1-0-0		0-0-0		0-0-0		
<hr/>											
1-2-3	1-1-0	0-1-1		CONFERENCE	0-0-2		0-0-0		0-0-0		
1-1-2	1-1-0	0-0-1		HOME	0-0-1		0-0-0		0-0-0		
0-1-1	0-0-0	0-1-0		AWAY	0-0-1		0-0-0		0-0-0		
0-0-0	0-0-0	0-0-0		NEUTRAL	0-0-0		0-0-0		0-0-0		
<hr/>											
RPI S	Opponent	Score	RPI S	Opponent	Score	RPI S	Opponent	Score	RPI S	Opponent	Score
16 H	South Carolina	1 2	41 A	Kentucky	1 2	54 H	Tennessee	0 0	101 A	Furman	2 1
18 A	Clemson	1 2	43 H	Ole Miss	2 2	60 N	Minnesota	3 1	104 H	Samford	1 2
25 H	Missouri	3 2	47 N	Memphis	3 0	76 A	Vanderbilt	0 0	122 H	UC Irvine	3 0
						81 H	Ga. Southern	3 0	194 H	Milwaukee	2 0
<hr/>											
LAST 10 GAMES											
25 H	Missouri	3 2	16 H	South Carolina	1 2						
54 H	Tennessee	0 0	194 H	Milwaukee	2 0						
43 H	Ole Miss	2 2	104 H	Samford	1 2						
41 A	Kentucky	1 2	60 N	Minnesota	3 1						
76 A	Vanderbilt	0 0	47 N	Memphis	3 0						

Non-Div. I Games:

Auburn

Average RPI Win: 109		WON-LOST RECORD		WINNING PCT. RANK		LAST 10 GAMES		STRENGTH OF SCHEDULE		OPP. STRENGTH OF SCHEDULE		TEAM RPI		ADJ RPI		CONF. RPI		ADJ CONF. RPI	
Average RPI Loss: 77																			
DIV. I ONLY		8-3-3		.67857 60		5-2-3		59		73		45		.59903 37		12		12	
DIV. I NON-CONF.		5-3-1		.61111 106		2-2-1		66		21		58		.58712 55		14		14	
TOTALS		RPI 1-25		RPI 26-50		W-L RECORDS		RPI 51-100		RPI 101-150		RPI 150+							
8-3-3		1-1-0		1-0-0		OVERALL		3-1-0		1-1-1		2-0-2							
4-2-2		1-0-0		1-0-0		HOME		1-1-0		0-1-1		1-0-1							
3-1-1		0-1-0		0-0-0		AWAY		2-0-0		1-0-0		0-0-1							
1-0-0		0-0-0		0-0-0		NEUTRAL		0-0-0		0-0-0		1-0-0							
5-3-1		1-1-0		1-0-0		NON-CONFERENCE		2-1-0		0-1-0		1-0-1							
2-2-1		1-0-0		1-0-0		HOME		0-1-0		0-1-0		0-0-1							
2-1-0		0-1-0		0-0-		AWAY		2-0-0		0-0-0		0-0-0							
1-0-0		0-0-0		0-0-0		NEUTRAL		0-0-0		0-0-0		1-0-0							
3-0-2		0-0-0		0-0-0		CONFERENCE		1-0-0		1-0-1		1-0-1							
2-0-1		0-0-0		0-0-0		HOME		1-0-0		0-0-1		1-0-0							
1-0-1		0-0-0		0-0-0		AWAY		0-0-0		1-0-0		0-0-1							
0-0-0		0-0-0		0-0-0		NEUTRAL		0-0-0		0-0-0		0-0-0							
RPI S	Opponent	Score		RPI S	Opponent	Score		RPI S	Opponent	Score		RPI S	Opponent	Score					
16 A	South Carolina	0	1	32 H	Boston College	2	1	53 A	Harvard	2	1	114 H	Army	1	1				
22 H	La Salle	2	1					77 A	Providence	2	1	117 A	Holy Cross	3	0				
								79 H	Northeastern	0	1	136 H	San Francisco	0	1				
								84 H	Navy	1	0	201 H	Akron	1	1				
												216 A	Lehigh	1	1				
												219 H	Lafayette	6	1				
												264 N	Col. of Charleston	1	0				
				LAST 10 GAMES															
				219 H	Lafayette	6	1	84 H	Navy	1	0								
				53 A	Harvard	2	1	79 H	Northeastern	0	1								
				216 A	Lehigh	1	1	201 H	Akron	1	1								
				117 A	Holy Cross	3	0	136 H	San Francisco	0	1								
				114 H	Army	1	1	77 A	Providence	2	1								

Non-Div. I Games:

Boston U.

Average RPI Win: 168		WON-LOST RECORD		WINNING PCT. RANK		LAST 10 GAMES		STRENGTH OF SCHEDULE		OPP. STRENGTH OF SCHEDULE		TEAM RPI		ADJ RPI		CONF. RPI		ADJ CONF. RPI	
DIV. I ONLY		8-3-3		.67857 60		5-3-2		61		47		39		.59859 38		1		1	
DIV. I NON-CONF.		7-0-2		.88889 14		4-0-1		84		132		25		.63017 23		1		1	
TOTALS		RPI 1-25		RPI 26-50		W-L RECORDS		RPI 51-100		RPI 101-150		RPI 150+							
8-3-3		0-1-1		0-2-1		OVERALL		2-0-0		2-0-0		4-0-1							
4-0-2		0-0-1		0-0-0		HOME		2-0-0		1-0-0		1-0-1							
4-3-1		0-1-0		0-2-1		AWAY		0-0-0		1-0-0		3-0-0							
0-0-0		0-0-0		0-0-0		NEUTRAL		0-0-0		0-0-0		0-0-0							
7-0-2		0-0-0		0-0-1		NON-CONFERENCE		2-0-0		2-0-0		3-0-1							
4-0-1		0-0-0		0-0-0		HOME		2-0-0		1-0-0		1-0-1							
3-0-1		0-0-0		0-1-		AWAY		0-0-0		1-0-0		2-0-0							
0-0-0		0-0-0		0-0-0		NEUTRAL		0-0-0		0-0-0		0-0-0							
1-3-1		0-1-1		0-2-0		CONFERENCE		0-0-0		0-0-0		1-0-0							
0-0-1		0-0-1		0-0-0		HOME		0-0-0		0-0-0		0-0-0							
1-3-0		0-1-0		0-2-0		AWAY		0-0-0		0-0-0		1-0-0							
0-0-0		0-0-0		0-0-0		NEUTRAL		0-0-0		0-0-0		0-0-0							
RPI	S	Opponent		Score		RPI	S	Opponent		Score		RPI	S	Opponent		Score			
1	A	UCLA		0 1		28	A	Oklahoma		1 1		51	H	BYU		1 0			
2	H	Stanford		1 1		48	A	Southern California		0 2		80	H	CSUN		2 0			
						50	A	Oregon		0 1									

Non-Div. I Games:

Utah

Non-Div. I Games:

UConn

Average RPI Win:		155	WON-LOST		WINNING		LAST 10		STRENGTH OF		OPP. STRENGTH		TEAM		ADJ		CONF.		ADJ CONF.	
Average RPI Loss:		47	RECORD		PCT. RANK		GAMES		SCHEDULE		OF SCHEDULE		RPI		RPI		RPI		RPI	
DIV. I ONLY			9-2-3		.75		30		6-2-2		107		46		40		.59669		40	
DIV. I NON-CONF.			5-2-2		.66667		77		2-2-1		144		14		64		.57064		64	
TOTALS		RPI 1-25		RPI 26-50		W-L RECORDS		RPI 51-100		RPI 101-150		RPI 150+								
9-2-3		0-1-1		0-0-1		OVERALL		4-1-0		0-0-1		5-0-0								
6-0-0		0-0-0		0-0-0		HOME		3-0-0		0-0-0		3-0-0								
3-1-2		0-1-1		0-0-1		AWAY		1-0-0		0-0-0		2-0-0								
0-1-1		0-0-0		0-0-0		NEUTRAL		0-1-0		0-0-1		0-0-0								
5-2-2		0-1-1		0-0-0		NON-CONFERENCE		2-1-0		0-0-1		3-0-0								
3-0-0		0-0-0		0-0-0		HOME		1-0-0		0-0-0		2-0-0								
2-1-1		0-1-1		0-0-		AWAY		1-0-0		0-0-0		1-0-0								
0-1-1		0-0-0		0-0-0		NEUTRAL		0-1-0		0-0-1		0-0-0								
4-0-1		0-0-0		0-0-1		CONFERENCE		2-0-0		0-0-0		2-0-0								
3-0-0		0-0-0		0-0-0		HOME		2-0-0		0-0-0		1-0-0								
1-0-1		0-0-0		0-0-1		AWAY		0-0-0		0-0-0		1-0-0								
0-0-0		0-0-0		0-0-0		NEUTRAL		0-0-0		0-0-0		0-0-0								
RPI	S	Opponent		Score		RPI	S	Opponent		Score		RPI	S	Opponent		Score				
8	A	Virginia Tech		1	6	31	A	DePaul		3	3	63	A	San Diego		3	1			
10	A	West Virginia		1	1							77	H	Providence		1	0			
												82	H	George Washington		1	0			
												85	N	Wake Forest		0	2			
												91	H	Marquette		4	0			

Non-Div. I Games:

Georgetown

Average RPI Win:	150	WON-LOST RECORD	WINNING PCT. RANK	LAST 10 GAMES	STRENGTH OF SCHEDULE	OPP. STRENGTH OF SCHEDULE	TEAM RPI	ADJ RPI	CONF. RPI	ADJ CONF. RPI	
DIV. I ONLY		8-5-0	.61538 93	6-4-0	32	41	37	.59537 41	2	3	
DIV. I NON-CONF.		5-2-0	.71429 56	3-1-0	48	130	42	.59912 44	2	2	
<hr/>											
TOTALS	RPI 1-25	RPI 26-50		W-L RECORDS	RPI 51-100		RPI 101-150		RPI 150+		
8-5-0	1-4-0	1-1-0		OVERALL	0-0-0		1-0-0		5-0-0		
6-1-0	1-1-0	1-0-0		HOME	0-0-0		0-0-0		4-0-0		
2-4-0	0-3-0	0-1-0		AWAY	0-0-0		1-0-0		1-0-0		
0-0-0	0-0-0	0-0-0		NEUTRAL	0-0-0		0-0-0		0-0-0		
5-2-0	0-2-0	0-0-0		NON-CONFERENCE	0-0-0		1-0-0		4-0-0		
3-1-0	0-1-0	0-0-0		HOME	0-0-0		0-0-0		3-0-0		
2-1-0	0-1-0	0-0-		AWAY	0-0-0		1-0-0		1-0-0		
0-0-0	0-0-0	0-0-0		NEUTRAL	0-0-0		0-0-0		0-0-0		
3-3-0	1-2-0	1-1-0		CONFERENCE	0-0-0		0-0-0		1-0-0		
3-0-0	1-0-0	1-0-0		HOME	0-0-0		0-0-0		1-0-0		
0-3-0	0-2-0	0-1-0		AWAY	0-0-0		0-0-0		0-0-0		
0-0-0	0-0-0	0-0-0		NEUTRAL	0-0-0		0-0-0		0-0-0		
RPI S	Opponent	Score	RPI S	Opponent	Score	RPI S	Opponent	Score	RPI S	Opponent	Score
5 A	Texas A&M	1 2	26 A	Arkansas	1 2				106 A	Louisville	2 0
11 A	Washington	1 4	36 H	Auburn	2 1				169 A	Seattle	2 1
14 H	Pepperdine	2 3							174 H	Morehead St.	3 0
16 H	South Carolina	1 0							196 H	Ohio	3 0
25 A	Missouri	1 2							203 H	Mississippi St.	3 0
									303 H	Francis Marion	5 0
<hr/>											
LAST 10 GAMES											
16 H	South Carolina	1 0	26 A	Arkansas	1 2						
5 A	Texas A&M	1 2	14 H	Pepperdine	2 3						
25 A	Missouri	1 2	174 H	Morehead St.	3 0						
36 H	Auburn	2 1	106 A	Louisville	2 0						
203 H	Mississippi St.	3 0	196 H	Ohio	3 0						

Non-Div. I Games:

Kentucky

Average RPI Win: 174		WON-LOST RECORD		WINNING PCT. RANK		LAST 10 GAMES		STRENGTH OF SCHEDULE		OPP. STRENGTH OF SCHEDULE		TEAM RPI		ADJ RPI		CONF. RPI		ADJ CONF. RPI	
DIV. I ONLY		11-2-1		.82143 15		9-1-0		144		104		46		.5947 42		17		17	
DIV. I NON-CONF.		5-2-1		.6875 70		3-1-0		77		47		53		.5923 50		16		16	
TOTALS		RPI 1-25		RPI 26-50		W-L RECORDS		RPI 51-100		RPI 101-150		RPI 150+							
11-2-1		1-0-0		1-0-0		OVERALL		1-2-0		1-0-1		7-0-0							
5-1-1		0-0-0		1-0-0		HOME		1-1-0		0-0-1		3-0-0							
5-1-0		0-0-0		0-0-0		AWAY		0-1-0		1-0-0		4-0-0							
1-0-0		1-0-0		0-0-0		NEUTRAL		0-0-0		0-0-0		0-0-0							
5-2-1		1-0-0		1-0-0		NON-CONFERENCE		0-2-0		1-0-1		2-0-0							
3-1-1		0-0-0		1-0-0		HOME		0-1-0		0-0-1		2-0-0							
1-1-0		0-0-0		0-0-		AWAY		0-1-0		1-0-0		0-0-0							
1-0-0		1-0-0		0-0-0		NEUTRAL		0-0-0		0-0-0		0-0-0							
6-0-0		0-0-0		0-0-0		CONFERENCE		1-0-0		0-0-0		5-0-0							
2-0-0		0-0-0		0-0-0		HOME		1-0-0		0-0-0		1-0-0							
4-0-0		0-0-0		0-0-0		AWAY		0-0-0		0-0-0		4-0-0							
0-0-0		0-0-0		0-0-0		NEUTRAL		0-0-0		0-0-0		0-0-0							
RPI	S	Opponent		Score		RPI	S	Opponent		Score		RPI	S	Opponent		Score			
11	N	Washington		2 1		29	H	Michigan		3 0		52	H	Michigan St.		1 3			
												63	A	San Diego		0 2			
												98	H	Colorado Col.		3 0			
												124	A	Portland		2 1			
												135	H	UC Riverside		2 2			
												157	A	UNLV		3 0			
												220	H	Air Force		3 2			
												227	H	Idaho St.		3 0			
												247	A	Nevada		5 1			
												257	A	San Jose St.		1 0			
												266	H	UC Davis		2 0			
												281	A	Fresno St.		4 2			
						LAST 10 GAMES													
						157	A	UNLV		3 0		257	A	San Jose St.		1 0			
						247	A	Nevada		5 1		227	H	Idaho St.		3 0			
						220	H	Air Force		3 2		63	A	San Diego		0 2			
						98	H	Colorado Col.		3 0		124	A	Portland		2 1			
						281	A	Fresno St.		4 2		11	N	Washington		2 1			

Non-Div. I Games:

San Diego St.

Average RPI Win: 151		WON-LOST	WINNING	LAST 10	STRENGTH OF	OPP. STRENGTH	TEAM	ADJ	CONF.	ADJ CONF.				
Average RPI Loss: 44		RECORD	PCT. RANK	GAMES	SCHEDULE	OF SCHEDULE	RPI	RPI	RPI	RPI				
DIV. I ONLY		7-3-4	.64286	76	5-2-3	49	33	41	.5944	43	2	3		
DIV. I NON-CONF.		5-2-1	.6875	70	3-1-1	103	61	59	.57814	59	2	2		
<hr/>														
TOTALS		RPI 1-25	RPI 26-50		W-L RECORDS		RPI 51-100		RPI 101-150		RPI 150+			
7-3-4		0-2-1	0-0-3		OVERALL		2-0-0		1-1-0		4-0-0			
4-1-3		0-1-1	0-0-2		HOME		1-0-0		1-0-0		2-0-0			
3-2-1		0-1-0	0-0-1		AWAY		1-0-0		0-1-0		2-0-0			
0-0-0		0-0-0	0-0-0		NEUTRAL		0-0-0		0-0-0		0-0-0			
5-2-1		0-1-0	0-0-1		NON-CONFERENCE		1-0-0		1-1-0		3-0-0			
4-0-1		0-0-0	0-0-1		HOME		1-0-0		1-0-0		2-0-0			
1-2-0		0-1-0	0-0-		AWAY		0-0-0		0-1-0		1-0-0			
0-0-0		0-0-0	0-0-0		NEUTRAL		0-0-0		0-0-0		0-0-0			
2-1-3		0-1-1	0-0-2		CONFERENCE		1-0-0		0-0-0		1-0-0			
0-1-2		0-1-1	0-0-1		HOME		0-0-0		0-0-0		0-0-0			
2-0-1		0-0-0	0-0-1		AWAY		1-0-0		0-0-0		1-0-0			
0-0-0		0-0-0	0-0-0		NEUTRAL		0-0-0		0-0-0		0-0-0			
RPI	S	Opponent	Score		RPI	S	Opponent	Score		RPI	S	Opponent	Score	
5	H	Texas A&M	1	2	26	H	Arkansas	1	1	60	H	Minnesota	3	2
20	A	UCF	0	4	36	A	Auburn	2	2	67	A	Alabama	1	0
21	H	Georgia	1	1	47	H	Memphis	1	1					

Non-Div. I Games:

Ole Miss

Average RPI Win:	88	WON-LOST	WINNING	LAST 10	STRENGTH OF	OPP. STRENGTH	TEAM	ADJ	CONF.	ADJ CONF.	
Average RPI Loss:	33	RECORD	PCT. RANK	GAMES	SCHEDULE	OF SCHEDULE	RPI	RPI	RPI	RPI	
DIV. I ONLY	5-4-4	.53846	140	4-2-4	18	27	42	.59354	44	5	5
DIV. I NON-CONF.	2-2-1	.5	154	1-0-1	3	32	32	.61512	33	5	5
<hr/>											
TOTALS	RPI 1-25	RPI 26-50		W-L RECORDS	RPI 51-100		RPI 101-150		RPI 150+		
5-4-4	1-2-0	0-1-0		OVERALL	3-1-3		0-0-1		1-0-0		
4-1-2	1-0-0	0-1-0		HOME	2-0-1		0-0-1		1-0-0		
1-3-2	0-2-0	0-0-0		AWAY	1-1-2		0-0-0		0-0-0		
0-0-0	0-0-0	0-0-0		NEUTRAL	0-0-0		0-0-0		0-0-0		
<hr/>											
2-2-1	0-2-0	0-0-0		NON-CONFERENCE	1-0-1		0-0-0		1-0-0		
2-0-0	0-0-0	0-0-0		HOME	1-0-0		0-0-0		1-0-0		
0-2-1	0-2-0	0-0-		AWAY	0-0-1		0-0-0		0-0-0		
0-0-0	0-0-0	0-0-0		NEUTRAL	0-0-0		0-0-0		0-0-0		
<hr/>											
3-2-3	1-0-0	0-1-0		CONFERENCE	2-1-2		0-0-1		0-0-0		
2-1-2	1-0-0	0-1-0		HOME	1-0-1		0-0-1		0-0-0		
1-1-1	0-0-0	0-0-0		AWAY	1-1-1		0-0-0		0-0-0		
0-0-0	0-0-0	0-0-0		NEUTRAL	0-0-0		0-0-0		0-0-0		
<hr/>											
RPI S	Opponent	Score		RPI S	Opponent	Score		RPI S	Opponent	Score	
1 A	UCLA	0	3	29 H	Michigan	0	1	52 H	Michigan St.	0	0
13 H	Rutgers	2	0					56 H	William & Mary	4	0
14 A	Pepperdine	0	1					68 A	Iowa	1	0
								83 H	Purdue	2	1
								84 A	Navy	1	1
								86 A	Nebraska	3	4
								99 A	Ohio St.	1	1
<hr/>											
LAST 10 GAMES											
				99 A	Ohio St.	1	1	52 H	Michigan St.	0	0
				121 H	Indiana	0	0	29 H	Michigan	0	1
				83 H	Purdue	2	1	13 H	Rutgers	2	0
				86 A	Nebraska	3	4	84 A	Navy	1	1
				68 A	Iowa	1	0	218 H	North Carolina St.	2	1

Non-Div. I Games:

Maryland

TCU				Through Games Of Oct. 12, 2014									
Average RPI Win: 148		WON-LOST	WINNING	LAST 10	STRENGTH OF	OPP. STRENGTH	TEAM	ADJ	CONF.	ADJ CONF.			
Average RPI Loss: 22		RECORD	PCT. RANK	GAMES	SCHEDULE	OF SCHEDULE	RPI	RPI	RPI	RPI			
DIV. I ONLY		7-5-3	.56667	127	5-2-3	23	40	43	.59339	45	3	2	
DIV. I NON-CONF.		7-3-0	.7	65	5-0-0	53	53	36	.60365	38	4	4	
<hr/>													
TOTALS		RPI 1-25		RPI 26-50		W-L RECORDS		RPI 51-100		RPI 101-150		RPI 150+	
7-5-3		0-4-1		0-1-1		OVERALL		2-0-1		3-0-0		2-0-0	
3-3-1		0-3-1		0-0-0		HOME		1-0-0		2-0-0		0-0-0	
4-2-2		0-1-0		0-1-1		AWAY		1-0-1		1-0-0		2-0-0	
0-0-0		0-0-0		0-0-0		NEUTRAL		0-0-0		0-0-0		0-0-0	
7-3-0		0-3-0		0-0-0		NON-CONFERENCE		2-0-0		3-0-0		2-0-0	
3-2-0		0-2-0		0-0-0		HOME		1-0-0		2-0-0		0-0-0	
4-1-0		0-1-0		0-0-		AWAY		1-0-0		1-0-0		2-0-0	
0-0-0		0-0-0		0-0-0		NEUTRAL		0-0-0		0-0-0		0-0-0	
0-2-3		0-1-1		0-1-1		CONFERENCE		0-0-1		0-0-0		0-0-0	
0-1-1		0-1-1		0-0-0		HOME		0-0-0		0-0-0		0-0-0	
0-1-2		0-0-0		0-1-1		AWAY		0-0-1		0-0-0		0-0-0	
0-0-0		0-0-0		0-0-0		NEUTRAL		0-0-0		0-0-0		0-0-0	
RPI	S	Opponent		Score	RPI	S	Opponent		Score	RPI	S	Opponent	Score
10	H	West Virginia		0 0	28	A	Oklahoma		1 1	69	A	North Texas	1 0
12	H	Kansas		0 2	34	A	Oklahoma St.		0 1	96	A	Baylor	1 1
17	A	Washington St.		0 3						100	H	LSU	2 0
20	H	UCF		0 2									
25	H	Missouri		1 2									

Non-Div. I Games:

TCU

Average RPI Win:		181	WON-LOST RECORD		WINNING PCT. RANK	LAST 10 GAMES	STRENGTH OF SCHEDULE		OPP. STRENGTH OF SCHEDULE	TEAM RPI	ADJ RPI	CONF. RPI	ADJ CONF. RPI
Average RPI Loss:		42											
DIV. I ONLY		10-4-0			.71429 41	7-3-0	76		96	44	.59089 46	1	1
DIV. I NON-CONF.		7-2-0			.77778 38	4-1-0	117		210	56	.58047 58	1	1
TOTALS		RPI 1-25	RPI 26-50		W-L RECORDS		RPI 51-100		RPI 101-150		RPI 150+		
10-4-0	0-3-0		2-0-0		OVERALL		0-0-0		1-1-0		7-0-0		
6-2-0	0-2-0		0-0-0		HOME		0-0-0		1-0-0		5-0-0		
4-1-0	0-1-0		2-0-0		AWAY		0-0-0		0-0-0		2-0-0		
0-1-0	0-0-0		0-0-0		NEUTRAL		0-0-0		0-1-0		0-0-0		
7-2-0	0-1-0		0-0-0		NON-CONFERENCE		0-0-0		1-1-0		6-0-0		
6-1-0	0-1-0		0-0-0		HOME		0-0-0		1-0-0		5-0-0		
1-0-0	0-0-0		0-0-0		AWAY		0-0-0		0-0-0		1-0-0		
0-1-0	0-0-0		0-0-0		NEUTRAL		0-0-0		0-1-0		0-0-0		
3-2-0	0-2-0		2-0-0		CONFERENCE		0-0-0		0-0-0		1-0-0		
0-1-0	0-1-0		0-0-0		HOME		0-0-0		0-0-0		0-0-0		
3-1-0	0-1-0		2-0-0		AWAY		0-0-0		0-0-0		1-0-0		
0-0-0	0-0-0		0-0-0		NEUTRAL		0-0-0		0-0-0		0-0-0		
RPI S	Opponent	Score	RPI S	Opponent	Score	RPI S	Opponent	Score	RPI S	Opponent	Score		
1 A	UCLA	0 1	48 A	Southern California	1 0				131 N	Kent St.	0 1		
12 H	Kansas	1 2	50 A	Oregon	2 1				136 H	San Francisco	3 0		
23 H	California	2 4							157 A	UNLV	3 0		
									191 H	Northern Colo.	1 0		
									210 H	Denver	2 1		
									223 A	Oregon St.	1 0		
									258 H	Colorado St.	2 0		
									269 H	Detroit	3 0		
									270 H	Bryant	2 0		
LAST 10 GAMES													
			50 A	Oregon	2 1	136 H	San Francisco	3 0					
			223 A	Oregon St.	1 0	270 H	Bryant	2 0					
			1 A	UCLA	0 1	210 H	Denver	2 1					
			48 A	Southern California	1 0	269 H	Detroit	3 0					
			23 H	California	2 4	12 H	Kansas	1 2					

Non-Div. I Games:

Colorado

Average RPI Win: 108		WON-LOST RECORD		WINNING PCT. RANK		LAST 10 GAMES		STRENGTH OF SCHEDULE		OPP. STRENGTH OF SCHEDULE		TEAM RPI		ADJ RPI		CONF. RPI		ADJ CONF. RPI	
Average RPI Loss: 37		6-5-4		.53333 150		5-3-2		17		55		48		.59019 47		6		6	
DIV. I ONLY		3-4-2		.44444 194		2-2-0		36		37		87		.55087 85		6		6	
DIV. I NON-CONF.																			
TOTALS		RPI 1-25		RPI 26-50		W-L RECORDS		RPI 51-100		RPI 101-150		RPI 150+							
6-5-4		0-2-0		0-2-2		OVERALL		4-1-1		0-0-0		2-0-1							
4-2-1		0-1-0		0-0-0		HOME		3-1-0		0-0-0		1-0-1							
2-1-3		0-0-0		0-1-2		AWAY		1-0-1		0-0-0		1-0-0							
0-2-0		0-1-0		0-1-0		NEUTRAL		0-0-0		0-0-0		0-0-0							
3-4-2		0-1-0		0-2-1		NON-CONFERENCE		1-1-0		0-0-0		2-0-1							
1-1-1		0-0-0		0-0-0		HOME		0-1-0		0-0-0		1-0-1							
2-1-1		0-0-0		0-1-		AWAY		1-0-0		0-0-0		1-0-0							
0-2-0		0-1-0		0-1-0		NEUTRAL		0-0-0		0-0-0		0-0-0							
3-1-2		0-1-0		0-0-1		CONFERENCE		3-0-1		0-0-0		0-0-0							
3-1-0		0-1-0		0-0-0		HOME		3-0-0		0-0-0		0-0-0							
0-0-2		0-0-0		0-0-1		AWAY		0-0-1		0-0-0		0-0-0							
0-0-0		0-0-0		0-0-0		NEUTRAL		0-0-0		0-0-0		0-0-0							
RPI	S	Opponent		Score		RPI	S	Opponent		Score		RPI	S	Opponent		Score			
19	N	Texas Tech		0	1	34	A	Oklahoma St.		0	1	57	H	South Fla.		1	0		
20	H	UCF		1	2	36	N	Auburn		0	3	67	A	Alabama		2	1		
						39	A	UConn		2	2	72	A	Temple		1	1		
						43	A	Ole Miss		1	1	76	H	Vanderbilt		1	2		
												78	H	East Carolina		2	0		
												97	H	Cincinnati		3	1		
						LAST 10 GAMES													
						78	H	East Carolina		2	0	20	H	UCF		1	2		
						97	H	Cincinnati		3	1	19	N	Texas Tech		0	1		
						72	A	Temple		1	1	34	A	Oklahoma St.		0	1		
						39	A	UConn		2	2	176	A	Kennesaw St.		4	0		
						57	H	South Fla.		1	0	173	H	Southeastern La.		3	1		

Non-Div. I Games:

Memphis

Average RPI Win: 139		WON-LOST	WINNING	LAST 10	STRENGTH OF		OPP. STRENGTH	TEAM	ADJ		CONF.	ADJ CONF.					
Average RPI Loss: 21		RECORD	PCT. RANK	GAMES	SCHEDULE		OF SCHEDULE	RPI	RPI		RPI	RPI					
DIV. I ONLY		8-4-2	.64286	76	5-4-1		58	45	50		.59017	48					
DIV. I NON-CONF.		6-1-2	.77778	38	3-1-1		212	75	70		.56599	67					
TOTALS		RPI 1-25	RPI 26-50		W-L RECORDS		RPI 51-100		RPI 101-150		RPI 150+						
8-4-2		1-3-0	2-1-0		OVERALL		0-0-1		2-0-1		3-0-0						
4-4-0		0-3-0	1-1-0		HOME		0-0-0		1-0-0		2-0-0						
2-0-2		1-0-0	1-0-0		AWAY		0-0-1		0-0-1		0-0-0						
2-0-0		0-0-0	0-0-0		NEUTRAL		0-0-0		1-0-0		1-0-0						
6-1-2		1-1-0	0-0-0		NON-CONFERENCE		0-0-1		2-0-1		3-0-0						
3-1-0		0-1-0	0-0-0		HOME		0-0-0		1-0-0		2-0-0						
1-0-2		1-0-0	0-0-		AWAY		0-0-1		0-0-1		0-0-0						
2-0-0		0-0-0	0-0-0		NEUTRAL		0-0-0		1-0-0		1-0-0						
2-3-0		0-2-0	2-1-0		CONFERENCE		0-0-0		0-0-0		0-0-0						
1-3-0		0-2-0	1-1-0		HOME		0-0-0		0-0-0		0-0-0						
1-0-0		0-0-0	1-0-0		AWAY		0-0-0		0-0-0		0-0-0						
0-0-0		0-0-0	0-0-0		NEUTRAL		0-0-0		0-0-0		0-0-0						
RPI	S	Opponent		Score		RPI	S	Opponent		Score		RPI	S	Opponent		Score	
2	H	Stanford		0 1		30	A	Arizona		3 0		63	A	San Diego		1 1	
14	H	Pepperdine		1 2		38	H	Utah		2 0							
23	H	California		1 2		46	H	Colorado		0 1							
24	A	Notre Dame		2 1													

Non-Div. I Games:

Southern California

Average RPI Win:	158	WON-LOST RECORD	WINNING PCT. RANK	LAST 10 GAMES	STRENGTH OF SCHEDULE	OPP. STRENGTH OF SCHEDULE	TEAM RPI	ADJ RPI	CONF. RPI	ADJ CONF. RPI	
DIV. I ONLY	9-5-0	.64286	76	7-3-0	52	58	49	.58923	49	7	7
DIV. I NON-CONF.	7-4-0	.63636	94	5-2-0	78	35	60	.57703	60	7	7
<hr/>											
TOTALS	RPI 1-25	RPI 26-50		W-L RECORDS	RPI 51-100		RPI 101-150		RPI 150+		
9-5-0	0-5-0	0-0-0		OVERALL	1-0-0		5-0-0		3-0-0		
5-2-0	0-2-0	0-0-0		HOME	0-0-0		2-0-0		3-0-0		
4-3-0	0-3-0	0-0-0		AWAY	1-0-0		3-0-0		0-0-0		
0-0-0	0-0-0	0-0-0		NEUTRAL	0-0-0		0-0-0		0-0-0		
7-4-0	0-4-0	0-0-0		NON-CONFERENCE	1-0-0		3-0-0		3-0-0		
5-2-0	0-2-0	0-0-0		HOME	0-0-0		2-0-0		3-0-0		
2-2-0	0-2-0	0-0-		AWAY	1-0-0		1-0-0		0-0-0		
0-0-0	0-0-0	0-0-0		NEUTRAL	0-0-0		0-0-0		0-0-0		
2-1-0	0-1-0	0-0-0		CONFERENCE	0-0-0		2-0-0		0-0-0		
0-0-0	0-0-0	0-0-0		HOME	0-0-0		0-0-0		0-0-0		
2-1-0	0-1-0	0-0-0		AWAY	0-0-0		2-0-0		0-0-0		
0-0-0	0-0-0	0-0-0		NEUTRAL	0-0-0		0-0-0		0-0-0		
<hr/>											
RPI S	Opponent	Score		RPI S	Opponent	Score		RPI S	Opponent	Score	
2 A	Stanford	0	3					107 A	Long Beach St.	2	1
14 A	Pepperdine	1	2					119 H	Dayton	1	0
23 A	California	0	1					122 H	UC Irvine	2	0
23 H	California	1	2					125 A	Loyola Marymount	2	0
24 H	Notre Dame	0	2					136 A	San Francisco	1	0
								186 H	FIU	1	0
								266 H	UC Davis	3	1
								281 H	Fresno St.	4	3
<hr/>											
LAST 10 GAMES											
136 A San Francisco				1	0	266 H UC Davis				3	1
125 A Loyola Marymount				2	0	2 A Stanford				0	3
14 A Pepperdine				1	2	23 A California				0	1
107 A Long Beach St.				2	1	119 H Dayton				1	0
80 A CSUN				1	0	281 H Fresno St.				4	3

Non-Div. I Games:

Santa Clara

Average RPI Win:		120	WON-LOST RECORD		WINNING PCT. RANK		LAST 10 GAMES		STRENGTH OF SCHEDULE		OPP. STRENGTH OF SCHEDULE		TEAM RPI		ADJ RPI		CONF. RPI		ADJ CONF. RPI				
DIV. I ONLY			6-5-2		.53846 140		4-4-2		16		77		47		.5875 50		1		1				
DIV. I NON-CONF.			4-3-1		.5625 131		2-2-1		52		124		75		.55921 75		1		1				
TOTALS		RPI 1-25		RPI 26-50		W-L RECORDS		RPI 51-100		RPI 101-150		RPI 150+											
6-5-2		1-1-0		1-2-1		OVERALL		0-1-1		2-1-0		2-0-0											
5-1-1		1-0-0		1-1-0		HOME		0-0-1		2-0-0		1-0-0											
0-4-1		0-1-0		0-1-1		AWAY		0-1-0		0-1-0		0-0-0											
1-0-0		0-0-0		0-0-0		NEUTRAL		0-0-0		0-0-0		1-0-0											
4-3-1		0-1-0		0-0-0		NON-CONFERENCE		0-1-1		2-1-0		2-0-0											
3-0-1		0-0-0		0-0-0		HOME		0-0-1		2-0-0		1-0-0											
0-3-0		0-1-0		0-0-		AWAY		0-1-0		0-1-0		0-0-0											
1-0-0		0-0-0		0-0-0		NEUTRAL		0-0-0		0-0-0		1-0-0											
2-2-1		1-0-0		1-2-1		CONFERENCE		0-0-0		0-0-0		0-0-0											
2-1-0		1-0-0		1-1-0		HOME		0-0-0		0-0-0		0-0-0											
0-1-1		0-0-0		0-1-1		AWAY		0-0-0		0-0-0		0-0-0											
0-0-0		0-0-0		0-0-0		NEUTRAL		0-0-0		0-0-0		0-0-0											
RPI	S	Opponent		Score		RPI	S	Opponent		Score		RPI	S	Opponent		Score							
11	H	Washington		1 0		30	A	Arizona		0 1		125	H	Loyola Marymount		1 0							
15	A	Wisconsin		0 1		35	A	Arizona St.		1 1		132	A	Portland St.		0 1							
						38	H	Utah		1 0		138	H	St. Mary's (CA)		2 0							
						46	H	Colorado		1 2		194	N	Milwaukee		2 0							
												211	H	Cal St. Fullerton		2 1							
LAST 10 GAMES																							
46 H Colorado						1 2						51 A BYU						1 2					
38 H Utah						1 0						132 A Portland St.						0 1					
30 A Arizona						0 1						211 H Cal St. Fullerton						2 1					
35 A Arizona St.						1 1						87 H Eastern Mich.						1 1					
11 H Washington						1 0						125 H Loyola Marymount						1 0					

Non-Div. I Games:

Oregon

Average RPI Win: 112		WON-LOST	WINNING	LAST 10	STRENGTH OF	OPP. STRENGTH	TEAM	ADJ	CONF.	ADJ CONF.							
Average RPI Loss: 78		RECORD	PCT. RANK	GAMES	SCHEDULE	OF SCHEDULE	RPI	RPI	RPI	RPI							
DIV. I ONLY		9-3-2	.71429	41	8-2-0	111	42	53	.58684	51	7	7					
DIV. I NON-CONF.		6-3-2	.63636	94	5-2-0	119	28	66	.56907	65	7	7					
<hr/>																	
TOTALS		RPI 1-25		RPI 26-50		W-L RECORDS		RPI 51-100		RPI 101-150		RPI 150+					
9-3-2		0-0-1		1-1-0		OVERALL		3-2-0		3-0-0		2-0-1					
5-2-1		0-0-1		1-0-0		HOME		1-2-0		2-0-0		1-0-0					
4-1-1		0-0-0		0-1-0		AWAY		2-0-0		1-0-0		1-0-1					
0-0-0		0-0-0		0-0-0		NEUTRAL		0-0-0		0-0-0		0-0-0					
<hr/>																	
6-3-2		0-0-1		1-1-0		NON-CONFERENCE		2-2-0		2-0-0		1-0-1					
3-2-1		0-0-1		1-0-0		HOME		1-2-0		1-0-0		0-0-0					
3-1-1		0-0-0		0-0-		AWAY		1-0-0		1-0-0		1-0-1					
0-0-0		0-0-0		0-0-0		NEUTRAL		0-0-0		0-0-0		0-0-0					
<hr/>																	
3-0-0		0-0-0		0-0-0		CONFERENCE		1-0-0		1-0-0		1-0-0					
2-0-0		0-0-0		0-0-0		HOME		0-0-0		1-0-0		1-0-0					
1-0-0		0-0-0		0-0-0		AWAY		1-0-0		0-0-0		0-0-0					
0-0-0		0-0-0		0-0-0		NEUTRAL		0-0-0		0-0-0		0-0-0					
<hr/>																	
RPI	S	Opponent		Score		RPI	S	Opponent		Score		RPI	S	Opponent		Score	
17	H	Washington St.		0	0	38	A	Utah		0	1	54	A	Tennessee		1	0
						50	H	Oregon		2	1	63	A	San Diego		3	2
												96	H	Baylor		1	2
												98	H	Colorado Col.		4	0
												100	H	LSU		3	4
														210 A Denver		4	1
														211 A Cal St. Fullerton		1	1
<hr/>																	
LAST 10 GAMES																	
						159	H	Gonzaga		2	0	98	H	Colorado Col.		4	0
						124	H	Portland		3	0	50	H	Oregon		2	1
						63	A	San Diego		3	2	107	H	Long Beach St.		2	0
						145	A	SMU		3	0	100	H	LSU		3	4
						210	A	Denver		4	1	38	A	Utah		0	1

Non-Div. I Games:

BYU

Average RPI Win: 149		WON-LOST RECORD		WINNING PCT. RANK		LAST 10 GAMES		STRENGTH OF SCHEDULE		OPP. STRENGTH OF SCHEDULE		TEAM RPI		ADJ RPI		CONF. RPI		ADJ CONF. RPI	
DIV. I ONLY		8-5-1		.60714 97		4-5-1		38		71		51		.58623 52		5		5	
DIV. I NON-CONF.		6-0-0		1 1		2-0-0		108		194		17		.64165 17		5		5	
TOTALS		RPI 1-25		RPI 26-50		W-L RECORDS		RPI 51-100		RPI 101-150		RPI 150+							
8-5-1		0-2-0		1-1-1		OVERALL		3-2-0		1-0-0		3-0-0							
4-3-0		0-1-0		0-0-0		HOME		2-2-0		1-0-0		1-0-0							
4-2-1		0-1-0		1-1-1		AWAY		1-0-0		0-0-0		2-0-0							
0-0-0		0-0-0		0-0-0		NEUTRAL		0-0-0		0-0-0		0-0-0							
6-0-0		0-0-0		1-0-0		NON-CONFERENCE		1-0-0		1-0-0		3-0-0							
3-0-0		0-0-0		0-0-0		HOME		1-0-0		1-0-0		1-0-0							
3-0-0		0-0-0		1-0-		AWAY		0-0-0		0-0-0		2-0-0							
0-0-0		0-0-0		0-0-0		NEUTRAL		0-0-0		0-0-0		0-0-0							
2-5-1		0-2-0		0-1-1		CONFERENCE		2-2-0		0-0-0		0-0-0							
1-3-0		0-1-0		0-0-0		HOME		1-2-0		0-0-0		0-0-0							
1-2-1		0-1-0		0-1-1		AWAY		1-0-0		0-0-0		0-0-0							
0-0-0		0-0-0		0-0-0		NEUTRAL		0-0-0		0-0-0		0-0-0							
RPI S	Opponent	Score		RPI S	Opponent	Score		RPI S	Opponent	Score		RPI S	Opponent	Score					
13 A	Rutgers	0	1	29 A	Michigan	1	2	60 H	Minnesota	0	1	123 H	Western Mich.	3	2				
15 H	Wisconsin	1	2	42 A	San Diego St.	3	1	68 H	Iowa	0	1	211 A	Cal St. Fullerton	1	0				
				44 A	Maryland	0	0	83 A	Purdue	2	0	263 A	Oakland	1	0				
								86 H	Nebraska	3	1	294 H	IPFW	3	1				
								87 H	Eastern Mich.	3	0								
LAST 10 GAMES																			
				83 A	Purdue	2	0	13 A	Rutgers	0	1								
				86 H	Nebraska	3	1	60 H	Minnesota	0	1								
				68 H	Iowa	0	1	15 H	Wisconsin	1	2								
				29 A	Michigan	1	2	123 H	Western Mich.	3	2								
				44 A	Maryland	0	0	294 H	IPFW	3	1								

Non-Div. I Games:

Michigan St.

Average RPI Win: 149		WON-LOST	WINNING	LAST 10	STRENGTH OF		OPP. STRENGTH	TEAM	ADJ		CONF.	ADJ CONF.	
Average RPI Loss: 32		RECORD	PCT. RANK	GAMES	SCHEDULE		OF SCHEDULE	RPI	RPI		RPI	RPI	
DIV. I ONLY		7-3-2	.66667	69	5-3-2		70	95	54	.58525	53	8	8
DIV. I NON-CONF.		5-3-1	.61111	106	3-3-1		85	58	69	.56787	66	10	10
TOTALS		RPI 1-25	RPI 26-50		W-L RECORDS		RPI 51-100		RPI 101-150		RPI 150+		
7-3-2		0-0-0	0-3-0		OVERALL		2-0-0		3-0-0		2-0-2		
2-2-2		0-0-0	0-2-0		HOME		0-0-0		2-0-0		0-0-2		
5-1-0		0-0-0	0-1-0		AWAY		2-0-0		1-0-0		2-0-0		
0-0-0		0-0-0	0-0-0		NEUTRAL		0-0-0		0-0-0		0-0-0		
5-3-1		0-0-0	0-3-0		NON-CONFERENCE		2-0-0		1-0-0		2-0-1		
1-2-1		0-0-0	0-2-0		HOME		0-0-0		1-0-0		0-0-1		
4-1-0		0-0-0	0-0-		AWAY		2-0-0		0-0-0		2-0-0		
0-0-0		0-0-0	0-0-0		NEUTRAL		0-0-0		0-0-0		0-0-0		
2-0-1		0-0-0	0-0-0		CONFERENCE		0-0-0		2-0-0		0-0-1		
1-0-1		0-0-0	0-0-0		HOME		0-0-0		1-0-0		0-0-1		
1-0-0		0-0-0	0-0-0		AWAY		0-0-0		1-0-0		0-0-0		
0-0-0		0-0-0	0-0-0		NEUTRAL		0-0-0		0-0-0		0-0-0		
RPI S	Opponent	Score	RPI S	Opponent	Score	RPI S	Opponent	Score	RPI S	Opponent	Score		
			27 H	Colgate	0 1	61 A	Rhode Island	3 2	115 H	Cornell	2 0		
			32 A	Boston College	0 2	77 A	Providence	2 0	136 H	San Francisco	1 0		
			37 H	Boston U.	1 2				141 A	Penn	3 0		
									153 H	Yale	0 0		
									195 H	Massachusetts	0 0		
									231 A	New Hampshire	1 0		
									280 A	LIU Brooklyn	5 0		
LAST 10 GAMES													
			115 H	Cornell	2 0	280 A	LIU Brooklyn	5 0					
			37 H	Boston U.	1 2	231 A	New Hampshire	1 0					
			153 H	Yale	0 0	27 H	Colgate	0 1					
			195 H	Massachusetts	0 0	32 A	Boston College	0 2					
			141 A	Penn	3 0	61 A	Rhode Island	3 2					

Non-Div. I Games:

Harvard

Average RPI Win:	136	WON-LOST	WINNING	LAST 10	STRENGTH OF	OPP. STRENGTH	TEAM	ADJ	CONF.	ADJ CONF.		
Average RPI Loss:	28	RECORD	PCT. RANK	GAMES	SCHEDULE	OF SCHEDULE	RPI	RPI	RPI	RPI		
DIV. I ONLY		6-7-1	.46429	185	4-5-1	9	50	52	.58445	54	2	3
DIV. I NON-CONF.		5-3-0	.625	97	3-1-0	4	94	18	.63345	22	2	2
<hr/>												
TOTALS	RPI 1-25	RPI 26-50		W-L RECORDS		RPI 51-100		RPI 101-150		RPI 150+		
6-7-1	0-4-0	0-1-1		OVERALL		2-2-0		1-0-0		3-0-0		
2-3-0	0-0-0	0-1-0		HOME		1-2-0		0-0-0		1-0-0		
2-4-1	0-4-0	0-0-1		AWAY		1-0-0		0-0-0		1-0-0		
2-0-0	0-0-0	0-0-0		NEUTRAL		0-0-0		1-0-0		1-0-0		
5-3-0	0-2-0	0-0-0		NON-CONFERENCE		2-1-0		1-0-0		2-0-0		
1-1-0	0-0-0	0-0-0		HOME		1-1-0		0-0-0		0-0-0		
2-2-0	0-2-0	0-0-		AWAY		1-0-0		0-0-0		1-0-0		
2-0-0	0-0-0	0-0-0		NEUTRAL		0-0-0		1-0-0		1-0-0		
1-4-1	0-2-0	0-1-1		CONFERENCE		0-1-0		0-0-0		1-0-0		
1-2-0	0-0-0	0-1-0		HOME		0-1-0		0-0-0		1-0-0		
0-2-1	0-2-0	0-0-1		AWAY		0-0-0		0-0-0		0-0-0		
0-0-0	0-0-0	0-0-0		NEUTRAL		0-0-0		0-0-0		0-0-0		
RPI S	Opponent	Score	RPI S	Opponent	Score	RPI S	Opponent	Score	RPI S	Opponent	Score	
5	A Texas A&M	0 3	26	H Arkansas	0 1	51	H BYU	0 1	105	N Richmond	3 1	
9	A Virginia	1 2	36	A Auburn	0 0	62	H Tulsa	1 0	160	A East Tenn. St.	3 0	
15	A Wisconsin	1 2				67	H Alabama	0 1	194	N Milwaukee	5 0	
21	A Georgia	1 2				94	A Western Ky.	2 0	203	H Mississippi St.	4 0	
			LAST 10 GAMES									
			26	H Arkansas	0 1	160	A East Tenn. St.	3 0				
			36	A Auburn	0 0	5	A Texas A&M	0 3				
			21	A Georgia	1 2	105	N Richmond	3 1				
			203	H Mississippi St.	4 0	9	A Virginia	1 2				
			67	H Alabama	0 1	62	H Tulsa	1 0				

Non-Div. I Games:

Tennessee

Average RPI Win:		191	WON-LOST		WINNING		LAST 10		STRENGTH OF		OPP. STRENGTH		TEAM	ADJ		CONF.	ADJ CONF.				
Average RPI Loss:		26	RECORD		PCT. RANK		GAMES		SCHEDULE		OF SCHEDULE		RPI	RPI		RPI	RPI				
DIV. I ONLY			12-3-0		.8		19		8-1-0		177		84		55		.58365				
DIV. I NON-CONF.			7-3-0		.7		65		3-1-0		131		7		57		.58495				
TOTALS		RPI 1-25		RPI 26-50		W-L RECORDS		RPI 51-100		RPI 101-150		RPI 150+									
12-3-0		1-2-0		1-0-0		OVERALL		0-1-0		0-0-0		10-0-0									
6-0-0		0-0-0		1-0-0		HOME		0-0-0		0-0-0		5-0-0									
6-2-0		1-1-0		0-0-0		AWAY		0-1-0		0-0-0		5-0-0									
0-1-0		0-1-0		0-0-0		NEUTRAL		0-0-0		0-0-0		0-0-0									
7-3-0		1-2-0		1-0-0		NON-CONFERENCE		0-1-0		0-0-0		5-0-0									
4-0-0		0-0-0		1-0-0		HOME		0-0-0		0-0-0		3-0-0									
3-2-0		1-1-0		0-0-		AWAY		0-1-0		0-0-0		2-0-0									
0-1-0		0-1-0		0-0-0		NEUTRAL		0-0-0		0-0-0		0-0-0									
5-0-0		0-0-0		0-0-0		CONFERENCE		0-0-0		0-0-0		5-0-0									
2-0-0		0-0-0		0-0-0		HOME		0-0-0		0-0-0		2-0-0									
3-0-0		0-0-0		0-0-0		AWAY		0-0-0		0-0-0		3-0-0									
0-0-0		0-0-0		0-0-0		NEUTRAL		0-0-0		0-0-0		0-0-0									
RPI	S	Opponent		Score		RPI	S	Opponent		Score		RPI	S	Opponent		Score					
5	A	Texas A&M		1	2	30	H	Arizona		2	1	57	A	South Fla.		0	1				
16	N	South Carolina		0	2									151 H Lipscomb		2	1				
22	A	La Salle		3	2									154 A Miami (FL)		2	1				
														176 A Kennesaw St.		2	1				
														186 A FIU		2	0				
														205 H Murray St.		4	0				
														205 H Wofford		3	0				
														252 A North Florida		3	0				
														283 H Northern Ky.		2	0				
														299 H Bakersfield		3	0				
														326 A USC Upstate		3	0				
LAST 10 GAMES																					
151 H Lipscomb						2	1	252 A North Florida						3	0						
283 H Northern Ky.						2	0	299 H Bakersfield						3	0						
176 A Kennesaw St.						2	1	205 H Wofford						3	0						
326 A USC Upstate						3	0	16 N South Carolina						0	2						
22 A La Salle						3	2	5 A Texas A&M						1	2						

Non-Div. I Games:

FGCU

Average RPI Win:	162	WON-LOST RECORD	WINNING PCT. RANK	LAST 10 GAMES	STRENGTH OF SCHEDULE	OPP. STRENGTH OF SCHEDULE	TEAM RPI	ADJ RPI	CONF. RPI	ADJ CONF. RPI	
Average RPI Loss:	66										
DIV. I ONLY	10-3-1	.75	30	8-2-0	143	62	56	.58086	56	10	10
DIV. I NON-CONF.	6-1-1	.8125	29	4-0-0	184	31	54	.5895	53	9	9
<hr/>											
TOTALS	RPI 1-25	RPI 26-50		W-L RECORDS	RPI 51-100		RPI 101-150		RPI 150+		
10-3-1	0-0-1	0-1-0		OVERALL	2-2-0		3-0-0		5-0-0		
5-2-1	0-0-1	0-0-0		HOME	2-2-0		1-0-0		2-0-0		
5-1-0	0-0-0	0-1-0		AWAY	0-0-0		2-0-0		3-0-0		
0-0-0	0-0-0	0-0-0		NEUTRAL	0-0-0		0-0-0		0-0-0		
<hr/>											
6-1-1	0-0-1	0-1-0		NON-CONFERENCE	1-0-0		2-0-0		3-0-0		
3-0-1	0-0-1	0-0-0		HOME	1-0-0		1-0-0		1-0-0		
3-1-0	0-0-0	0-0-		AWAY	0-0-0		1-0-0		2-0-0		
0-0-0	0-0-0	0-0-0		NEUTRAL	0-0-0		0-0-0		0-0-0		
<hr/>											
4-2-0	0-0-0	0-0-0		CONFERENCE	1-2-0		1-0-0		2-0-0		
2-2-0	0-0-0	0-0-0		HOME	1-2-0		0-0-0		1-0-0		
2-0-0	0-0-0	0-0-0		AWAY	0-0-0		1-0-0		1-0-0		
0-0-0	0-0-0	0-0-0		NEUTRAL	0-0-0		0-0-0		0-0-0		
<hr/>											
RPI S	Opponent	Score		RPI S	Opponent	Score		RPI S	Opponent	Score	
22 H	La Salle	3	3	44 A	Maryland	0	4	58 H	Hofstra	4	0
								74 H	Princeton	4	1
								75 H	Drexel	2	3
								79 H	Northeastern	0	1

Non-Div. I Games:

William & Mary

Average RPI Win: 110		WON-LOST	WINNING	LAST 10	STRENGTH OF	OPP. STRENGTH	TEAM	ADJ	CONF.	ADJ CONF.						
Average RPI Loss: 55		RECORD	PCT. RANK	GAMES	SCHEDULE	OF SCHEDULE	RPI	RPI	RPI	RPI						
DIV. I ONLY		7-6-1	.53571	144	6-4-0		39	23	60	.58013	57	6	6			
DIV. I NON-CONF.		5-3-1	.61111	106	4-1-0		17	17	33	.61746	32	6	6			

TOTALS		RPI 1-25	RPI 26-50		W-L RECORDS		RPI 51-100		RPI 101-150		RPI 150+					
7-6-1		0-3-0	2-1-0		OVERALL		1-1-1		2-0-0		2-1-0					
4-3-1		0-2-0	1-0-0		HOME		1-0-1		1-0-0		1-1-0					
2-3-0		0-1-0	1-1-0		AWAY		0-1-0		1-0-0		0-0-0					
1-0-0		0-0-0	0-0-0		NEUTRAL		0-0-0		0-0-0		1-0-0					
5-3-1		0-2-0	2-0-0		NON-CONFERENCE		1-0-1		1-0-0		1-1-0					
2-2-1		0-1-0	1-0-0		HOME		1-0-1		0-0-0		0-1-0					
2-1-0		0-1-0	1-0-		AWAY		0-0-0		1-0-0		0-0-0					
1-0-0		0-0-0	0-0-0		NEUTRAL		0-0-0		0-0-0		1-0-0					
2-3-0		0-1-0	0-1-0		CONFERENCE		0-1-0		1-0-0		1-0-0					
2-1-0		0-1-0	0-0-0		HOME		0-0-0		1-0-0		1-0-0					
0-2-0		0-0-0	0-1-0		AWAY		0-1-0		0-0-0		0-0-0					
0-0-0		0-0-0	0-0-0		NEUTRAL		0-0-0		0-0-0		0-0-0					
RPI	S	Opponent	Score		RPI	S	Opponent	Score		RPI	S	Opponent	Score			
3	A	Florida	0	2	32	A	Boston College	3	2	55	H	FGCU	1	0		
16	H	South Carolina	0	3	33	H	Texas	2	0	62	A	Tulsa	2	3		
20	H	UCF	0	3	47	A	Memphis	0	1	84	H	Navy	1	1		
										143 A Middle Tenn.					3	0
										145 H SMU					2	1
										176 N Kennesaw St.					1	0
										181 H Fla. Atlantic					0	1
										188 H Houston					3	1
LAST 10 GAMES																
20 H UCF					0	3	32 A Boston College					3	2			
145 H SMU					2	1	33 H Texas					2	0			
188 H Houston					3	1	16 H South Carolina					0	3			
47 A Memphis					0	1	176 N Kennesaw St.					1	0			
62 A Tulsa					2	3	143 A Middle Tenn.					3	0			

Non-Div. I Games:

South Fla.

Average RPI Win:	163	WON-LOST RECORD	WINNING PCT. RANK	LAST 10 GAMES	STRENGTH OF SCHEDULE	OPP. STRENGTH OF SCHEDULE	TEAM RPI	ADJ RPI	CONF. RPI	ADJ CONF. RPI		
DIV. I ONLY		8-6-0	.57143	121	6-4-0	28	135	58	.57697	58	10	10
DIV. I NON-CONF.		5-4-0	.55556	138	3-2-0	12	141	49	.58979	52	9	9

TOTALS	RPI 1-25	RPI 26-50		W-L RECORDS		RPI 51-100		RPI 101-150		RPI 150+		
8-6-0	0-2-0	0-1-0		OVERALL		2-1-0		1-1-0		5-1-0		
4-2-0	0-0-0	0-0-0		HOME		1-0-0		0-1-0		3-1-0		
2-4-0	0-2-0	0-1-0		AWAY		0-1-0		1-0-0		1-0-0		
2-0-0	0-0-0	0-0-0		NEUTRAL		1-0-0		0-0-0		1-0-0		
5-4-0	0-2-0	0-1-0		NON-CONFERENCE		1-0-0		1-0-0		3-1-0		
2-1-0	0-0-0	0-0-0		HOME		0-0-0		0-0-0		2-1-0		
1-3-0	0-2-0	0-0-		AWAY		0-0-0		1-0-0		0-0-0		
2-0-0	0-0-0	0-0-0		NEUTRAL		1-0-0		0-0-0		1-0-0		
3-2-0	0-0-0	0-0-0		CONFERENCE		1-1-0		0-1-0		2-0-0		
2-1-0	0-0-0	0-0-0		HOME		1-0-0		0-1-0		1-0-0		
1-1-0	0-0-0	0-0-0		AWAY		0-1-0		0-0-0		1-0-0		
0-0-0	0-0-0	0-0-0		NEUTRAL		0-0-0		0-0-0		0-0-0		
RPI	S	Opponent	Score	RPI	S	Opponent	Score	RPI	S	Opponent	Score	
9	A	Virginia	1 3	39	A	UConn	0 1	56	A	William & Mary	0 4	
10	A	West Virginia	0 4					59	N	Duke	2 1	
								79	H	Northeastern	1 0	
										111	H James Madison	1 3
										120	A Monmouth	4 1
										153	H Yale	1 2
										167	H Saint Joseph's	5 0
										177	H Bucknell	4 2
										208	H Towson	1 0
										212	A Elon	4 1
										278	N Indiana St.	9 1

LAST 10 GAMES												
				79	H	Northeastern	1 0	120	A	Monmouth	4 1	
				208	H	Towson	1 0	153	H	Yale	1 2	
				111	H	James Madison	1 3	9	A	Virginia	1 3	
				56	A	William & Mary	0 4	59	N	Duke	2 1	
				212	A	Elon	4 1	278	N	Indiana St.	9 1	

Non-Div. I Games:

Hofstra

Average RPI Win: 110		WON-LOST RECORD	WINNING PCT. RANK		LAST 10 GAMES	STRENGTH OF SCHEDULE	OPP. STRENGTH OF SCHEDULE	TEAM RPI	ADJ RPI	CONF. RPI	ADJ CONF. RPI												
Average RPI Loss: 32																							
DIV. I ONLY		7-6-1	.53571	144	5-4-1	51	6	62	.57665	59	4	4											
DIV. I NON-CONF.		4-4-0	.5	154	2-2-0	15	2	47	.5984	46	3	3											
<hr/>																							
TOTALS		RPI 1-25		RPI 26-50		W-L RECORDS		RPI 51-100		RPI 101-150		RPI 150+											
7-6-1		1-4-0		1-0-0		OVERALL		2-2-0		0-0-1		3-0-0											
4-1-1		0-1-0		1-0-0		HOME		2-0-0		0-0-1		1-0-0											
3-2-0		1-2-0		0-0-0		AWAY		0-0-0		0-0-0		2-0-0											
0-3-0		0-1-0		0-0-0		NEUTRAL		0-2-0		0-0-0		0-0-0											
4-4-0		1-2-0		1-0-0		NON-CONFERENCE		1-2-0		0-0-0		1-0-0											
3-1-0		0-1-0		1-0-0		HOME		1-0-0		0-0-0		1-0-0											
1-0-0		1-0-0		0-0-		AWAY		0-0-0		0-0-0		0-0-0											
0-3-0		0-1-0		0-0-0		NEUTRAL		0-2-0		0-0-0		0-0-0											
3-2-1		0-2-0		0-0-0		CONFERENCE		1-0-0		0-0-1		2-0-0											
1-0-1		0-0-0		0-0-0		HOME		1-0-0		0-0-1		0-0-0											
2-2-0		0-2-0		0-0-0		AWAY		0-0-0		0-0-0		2-0-0											
0-0-0		0-0-0		0-0-0		NEUTRAL		0-0-0		0-0-0		0-0-0											
RPI	S	Opponent		Score		RPI	S	Opponent		Score		RPI	S	Opponent		Score							
2	N	Stanford		0	2	26	H	Arkansas		3	0	58	N	Hofstra		1	2	106	H	Louisville		0	0
7	H	Penn St.		3	4							85	H	Wake Forest		2	1	165	A	Pittsburgh		3	0
8	A	Virginia Tech		0	2							99	N	Ohio St.		0	1	166	H	UAB		3	1
10	A	West Virginia		2	0							100	H	LSU		1	0	218	A	North Carolina St.		1	0
18	A	Clemson		0	1																		
<hr/>																							
LAST 10 GAMES																							
85 H Wake Forest						2	1	165 A Pittsburgh						3	0								
18 A Clemson						0	1	100 H LSU						1	0								
106 H Louisville						0	0	58 N Hofstra						1	2								
8 A Virginia Tech						0	2	7 H Penn St.						3	4								
218 A North Carolina St.						1	0	26 H Arkansas						3	0								

Non-Div. I Games:

Duke

Average RPI Win:	128	WON-LOST RECORD	WINNING PCT. RANK	LAST 10 GAMES	STRENGTH OF SCHEDULE	OPP. STRENGTH OF SCHEDULE	TEAM RPI	ADJ RPI	CONF. RPI	ADJ CONF. RPI	
DIV. I ONLY	8-6-1	.56667	127	5-4-1	43	34	57	.57569	60	5	5
DIV. I NON-CONF.	3-3-0	.5	154	0-1-0	61	64	91	.54675	91	5	5
<hr/>											
TOTALS	RPI 1-25	RPI 26-50		W-L RECORDS		RPI 51-100		RPI 101-150		RPI 150+	
8-6-1	0-2-0	0-3-0		OVERALL		5-1-1		1-0-0		2-0-0	
3-2-1	0-1-0	0-0-0		HOME		2-1-1		0-0-0		1-0-0	
5-3-0	0-1-0	0-2-0		AWAY		3-0-0		1-0-0		1-0-0	
0-1-0	0-0-0	0-1-0		NEUTRAL		0-0-0		0-0-0		0-0-0	
<hr/>											
3-3-0	0-1-0	0-2-0		NON-CONFERENCE		1-0-0		0-0-0		2-0-0	
2-0-0	0-0-0	0-0-0		HOME		1-0-0		0-0-0		1-0-0	
1-2-0	0-1-0	0-0-		AWAY		0-0-0		0-0-0		1-0-0	
0-1-0	0-0-0	0-1-0		NEUTRAL		0-0-0		0-0-0		0-0-0	
<hr/>											
5-3-1	0-1-0	0-1-0		CONFERENCE		4-1-1		1-0-0		0-0-0	
1-2-1	0-1-0	0-0-0		HOME		1-1-1		0-0-0		0-0-0	
4-1-0	0-0-0	0-1-0		AWAY		3-0-0		1-0-0		0-0-0	
0-0-0	0-0-0	0-0-0		NEUTRAL		0-0-0		0-0-0		0-0-0	
<hr/>											
RPI S	Opponent	Score		RPI S	Opponent	Score		RPI S	Opponent	Score	
6 A	Florida St.	1	4	29 A	Michigan	1	2	52 A	Michigan St.	1	0
7 H	Penn St.	0	1	36 N	Auburn	1	3	68 H	Iowa	0	1
				43 A	Ole Miss	2	3	70 A	Illinois	2	1
								83 A	Purdue	1	0
								86 H	Nebraska	3	1
								91 H	Marquette	1	0
								99 H	Ohio St.	1	1
<hr/>											
LAST 10 GAMES											
				70 A	Illinois	2	1	83 A	Purdue	1	0
				86 H	Nebraska	3	1	68 H	Iowa	0	1
				99 H	Ohio St.	1	1	52 A	Michigan St.	1	0
				7 H	Penn St.	0	1	29 A	Michigan	1	2
				121 A	Indiana	2	1	36 N	Auburn	1	3

Non-Div. I Games:

Minnesota

Average RPI Win: 199		WON-LOST	WINNING	LAST 10	STRENGTH OF		OPP. STRENGTH	TEAM	ADJ		CONF.	ADJ CONF.						
Average RPI Loss: 62		RECORD	PCT. RANK	GAMES	SCHEDULE		OF SCHEDULE	RPI	RPI		RPI	RPI						
DIV. I ONLY		9-2-2	.76923	26	7-2-1		129	146	59	.5752	61	13	13					
DIV. I NON-CONF.		8-1-1	.85	23	6-1-0		126	169	38	.60094	43	12	12					
TOTALS		RPI 1-25		RPI 26-50		W-L RECORDS		RPI 51-100		RPI 101-150		RPI 150+						
9-2-2		0-0-0		0-0-0		OVERALL		1-2-1		1-0-0		7-0-1						
6-1-1		0-0-0		0-0-0		HOME		1-1-0		1-0-0		4-0-1						
3-1-1		0-0-0		0-0-0		AWAY		0-1-1		0-0-0		3-0-0						
0-0-0		0-0-0		0-0-0		NEUTRAL		0-0-0		0-0-0		0-0-0						
8-1-1		0-0-0		0-0-0		NON-CONFERENCE		1-1-1		1-0-0		6-0-0						
5-1-0		0-0-0		0-0-0		HOME		1-1-0		1-0-0		3-0-0						
3-0-1		0-0-0		0-0-		AWAY		0-0-1		0-0-0		3-0-0						
0-0-0		0-0-0		0-0-0		NEUTRAL		0-0-0		0-0-0		0-0-0						
1-1-1		0-0-0		0-0-0		CONFERENCE		0-1-0		0-0-0		1-0-1						
1-0-1		0-0-0		0-0-0		HOME		0-0-0		0-0-0		1-0-1						
0-1-0		0-0-0		0-0-0		AWAY		0-1-0		0-0-0		0-0-0						
0-0-0		0-0-0		0-0-0		NEUTRAL		0-0-0		0-0-0		0-0-0						
RPI	S	Opponent	Score	RPI	S	Opponent	Score	RPI	S	Opponent	Score	RPI	S	Opponent	Score			
								53	H	Harvard	2	3		114	H	Army	2	1
								71	A	VCU	0	3		167	H	Saint Joseph's	1	0
								77	A	Providence	1	1		175	A	Manhattan	1	0
								88	H	Fairfield	1	0		225	A	Sacred Heart	2	1
														230	A	Albany (NY)	2	1
														236	H	George Mason	1	1
														259	H	Wagner	3	2
														260	H	Maine	3	0
														270	H	Bryant	2	1
LAST 10 GAMES																		
								71	A	VCU	0	3		114	H	Army	2	1
								236	H	George Mason	1	1		230	A	Albany (NY)	2	1
								167	H	Saint Joseph's	1	0		53	H	Harvard	2	3
								260	H	Maine	3	0		225	A	Sacred Heart	2	1
								259	H	Wagner	3	2		270	H	Bryant	2	1

Non-Div. I Games:

Rhode Island

Average RPI Win: 154		WON-LOST	WINNING	LAST 10	STRENGTH OF	OPP. STRENGTH	TEAM	ADJ	CONF.	ADJ CONF.				
Average RPI Loss: 46		RECORD	PCT. RANK	GAMES	SCHEDULE	OF SCHEDULE	RPI	RPI	RPI	RPI				
DIV. I ONLY		8-6-2	.5625	131	3-5-2	41	67	61	.57355	62	6	6		
DIV. I NON-CONF.		6-3-1	.65	85	1-2-1	91	52	63	.57237	63	6	6		
<hr/>														
TOTALS		RPI 1-25	RPI 26-50		W-L RECORDS		RPI 51-100		RPI 101-150		RPI 150+			
8-6-2		0-2-0	0-1-2		OVERALL		2-3-0		3-0-0		3-0-0			
7-2-1		0-1-0	0-0-1		HOME		2-1-0		3-0-0		2-0-0			
1-3-1		0-0-0	0-1-1		AWAY		0-2-0		0-0-0		1-0-0			
0-1-0		0-1-0	0-0-0		NEUTRAL		0-0-0		0-0-0		0-0-0			
6-3-1		0-1-0	0-1-1		NON-CONFERENCE		0-1-0		3-0-0		3-0-0			
5-0-1		0-0-0	0-0-1		HOME		0-0-0		3-0-0		2-0-0			
1-2-0		0-0-0	0-0-		AWAY		0-1-0		0-0-0		1-0-0			
0-1-0		0-1-0	0-0-0		NEUTRAL		0-0-0		0-0-0		0-0-0			
2-3-1		0-1-0	0-0-1		CONFERENCE		2-2-0		0-0-0		0-0-0			
2-2-0		0-1-0	0-0-0		HOME		2-1-0		0-0-0		0-0-0			
0-1-1		0-0-0	0-0-1		AWAY		0-1-0		0-0-0		0-0-0			
0-0-0		0-0-0	0-0-0		NEUTRAL		0-0-0		0-0-0		0-0-0			
RPI	S	Opponent	Score		RPI	S	Opponent	Score		RPI	S	Opponent	Score	
19	N	Texas Tech	1	3	28	H	Oklahoma	0	0	54	A	Tennessee	0	1
20	H	UCF	1	4	34	A	Oklahoma St.	1	2	57	H	South Fla.	3	2
					39	A	UConn	2	2	72	A	Temple	2	3
										78	H	East Carolina	0	1
										97	H	Cincinnati	2	1

Non-Div. I Games:

Tulsa

Average RPI Win: 87		WON-LOST RECORD		WINNING PCT. RANK		LAST 10 GAMES		STRENGTH OF SCHEDULE		OPP. STRENGTH OF SCHEDULE		TEAM RPI		ADJ RPI		CONF. RPI		ADJ CONF. RPI	
DIV. I ONLY		5-6-2		.46154 192		4-5-1		21		53		68		.57186 63		7		7	
DIV. I NON-CONF.		4-4-2		.5 154		3-3-1		13		29		51		.59397 49		7		7	
TOTALS		RPI 1-25		RPI 26-50		W-L RECORDS		RPI 51-100		RPI 101-150		RPI 150+							
5-6-2		0-1-0		3-1-1		OVERALL		0-2-0		1-1-1		1-1-0							
5-3-1		0-0-0		3-1-1		HOME		0-1-0		1-0-0		1-1-0							
0-3-1		0-1-0		0-0-0		AWAY		0-1-0		0-1-1		0-0-0							
0-0-0		0-0-0		0-0-0		NEUTRAL		0-0-0		0-0-0		0-0-0							
4-4-2		0-1-0		3-1-1		NON-CONFERENCE		0-1-0		0-1-1		1-0-0							
4-1-1		0-0-0		3-1-1		HOME		0-0-0		0-0-0		1-0-0							
0-3-1		0-1-0		0-0-		AWAY		0-1-0		0-1-1		0-0-0							
0-0-0		0-0-0		0-0-0		NEUTRAL		0-0-0		0-0-0		0-0-0							
1-2-0		0-0-0		0-0-0		CONFERENCE		0-1-0		1-0-0		0-1-0							
1-2-0		0-0-0		0-0-0		HOME		0-1-0		1-0-0		0-1-0							
0-0-0		0-0-0		0-0-0		AWAY		0-0-0		0-0-0		0-0-0							
0-0-0		0-0-0		0-0-0		NEUTRAL		0-0-0		0-0-0		0-0-0							
RPI	S	Opponent		Score		RPI	S	Opponent		Score		RPI	S	Opponent		Score			
1	A	UCLA		0 2		28	H	Oklahoma		2 0		51	H	BYU		2 3			
						29	H	Michigan		5 0		80	A	CSUN		0 2			
						40	H	Georgetown		1 3									
						42	H	San Diego St.		2 0									
						48	H	Southern California		1 1									
LAST 10 GAMES																			
						124	H	Portland		3 0		42	H	San Diego St.		2 0			
						159	H	Gonzaga		0 2		122	A	UC Irvine		1 2			
						51	H	BYU		2 3		80	A	CSUN		0 2			
						211	H	Cal St. Fullerton		2 1		107	A	Long Beach St.		0 0			
						28	H	Oklahoma		2 0		1	A	UCLA		0 2			

Non-Div. I Games:

San Diego

Average RPI Win:		195	WON-LOST RECORD		WINNING PCT. RANK	LAST 10 GAMES	STRENGTH OF SCHEDULE		OPP. STRENGTH OF SCHEDULE	TEAM RPI	ADJ RPI	CONF. RPI	ADJ CONF. RPI
Average RPI Loss:		67											
DIV. I ONLY		9-5-0			.64286 76	6-4-0	68		127	63	.57168 64	18	18
DIV. I NON-CONF.		6-5-0			.54545 152	3-4-0	45		117	76	.55872 76	18	18
TOTALS		RPI 1-25	RPI 26-50		W-L RECORDS		RPI 51-100		RPI 101-150		RPI 150+		
9-5-0		0-1-0	0-2-0		OVERALL		1-1-0		1-0-0		7-1-0		
5-1-0		0-0-0	0-1-0		HOME		1-0-0		1-0-0		3-0-0		
3-4-0		0-1-0	0-1-0		AWAY		0-1-0		0-0-0		3-1-0		
1-0-0		0-0-0	0-0-0		NEUTRAL		0-0-0		0-0-0		1-0-0		
6-5-0		0-1-0	0-2-0		NON-CONFERENCE		1-1-0		1-0-0		4-1-0		
4-1-0		0-0-0	0-1-0		HOME		1-0-0		1-0-0		2-0-0		
1-4-0		0-1-0	0-0-		AWAY		0-1-0		0-0-0		1-1-0		
1-0-0		0-0-0	0-0-0		NEUTRAL		0-0-0		0-0-0		1-0-0		
3-0-0		0-0-0	0-0-0		CONFERENCE		0-0-0		0-0-0		3-0-0		
1-0-0		0-0-0	0-0-0		HOME		0-0-0		0-0-0		1-0-0		
2-0-0		0-0-0	0-0-0		AWAY		0-0-0		0-0-0		2-0-0		
0-0-0		0-0-0	0-0-0		NEUTRAL		0-0-0		0-0-0		0-0-0		
RPI S	Opponent	Score	RPI S	Opponent	Score	RPI S	Opponent	Score	RPI S	Opponent	Score		
5 A	Texas A&M	1 4	31 A	DePaul	1 3	73 A	Miami (OH)	2 3	123 H	Western Mich.	1 0		
			32 H	Boston College	1 4	96 H	Baylor	2 1	161 A	Evansville	1 0		
									162 H	Missouri St.	2 0		
									194 A	Milwaukee	1 2		
									221 A	Southeast Mo. St.	3 0		
									235 N	Sam Houston St.	4 0		
									241 H	Central Mich.	5 1		
									254 H	Northern Ill.	4 1		
									261 A	Loyola Chicago	2 1		
			LAST 10 GAMES										
			261 A	Loyola Chicago	2 1	123 H	Western Mich.	1 0					
			161 A	Evansville	1 0	96 H	Baylor	2 1					
			194 A	Milwaukee	1 2	221 A	Southeast Mo. St.	3 0					
			162 H	Missouri St.	2 0	32 H	Boston College	1 4					
			73 A	Miami (OH)	2 3	31 A	DePaul	1 3					

Non-Div. I Games:

Illinois St.

Buffalo

Buffalo

R
i
c
e

Rice

Alabama

**A
l
a
b
a
m
a**

Alabama

Average RPI Win: 179		WON-LOST RECORD		WINNING PCT. RANK		LAST 10 GAMES		STRENGTH OF SCHEDULE		OPP. STRENGTH OF SCHEDULE		TEAM RPI		ADJ RPI		CONF. RPI		ADJ CONF. RPI	
DIV. I ONLY		9-4-1		.67857 60		5-4-1		114		90		67		.56649 68		5		5	
DIV. I NON-CONF.		5-1-0		.83333 24		1-1-0		325		212		187		.49272 187		5		5	
TOTALS		RPI 1-25		RPI 26-50		W-L RECORDS		RPI 51-100		RPI 101-150		RPI 150+							
9-4-1		0-1-1		0-2-0		OVERALL		3-0-0		1-0-0		5-1-0							
4-2-0		0-1-0		0-1-0		HOME		1-0-0		1-0-0		2-0-0							
5-2-1		0-0-1		0-1-0		AWAY		2-0-0		0-0-0		3-1-0							
0-0-0		0-0-0		0-0-0		NEUTRAL		0-0-0		0-0-0		0-0-0							
5-1-0		0-0-0		0-0-0		NON-CONFERENCE		0-0-0		0-0-0		5-1-0							
2-0-0		0-0-0		0-0-0		HOME		0-0-0		0-0-0		2-0-0							
3-1-0		0-0-0		0-0-		AWAY		0-0-0		0-0-0		3-1-0							
0-0-0		0-0-0		0-0-0		NEUTRAL		0-0-0		0-0-0		0-0-0							
4-3-1		0-1-1		0-2-0		CONFERENCE		3-0-0		1-0-0		0-0-0							
2-2-0		0-1-0		0-1-0		HOME		1-0-0		1-0-0		0-0-0							
2-1-1		0-0-1		0-1-0		AWAY		2-0-0		0-0-0		0-0-0							
0-0-0		0-0-0		0-0-0		NEUTRAL		0-0-0		0-0-0		0-0-0							
RPI	S	Opponent		Score	RPI	S	Opponent		Score	RPI	S	Opponent		Score					
13	H	Rutgers		0 1	29	A	Michigan		2 4	52	A	Michigan St.		1 0					
15	A	Wisconsin		0 0	44	H	Maryland		0 1	60	A	Minnesota		1 0					
										70	H	Illinois		2 0					
													109	H	Northwestern		1 0		
													156	A	Iowa St.		1 2		
													202	H	Butler		3 2		
													258	A	Colorado St.		4 0		
													277	A	UNI		1 0		
													281	H	Fresno St.		3 0		
													306	A	Ill.-Chicago		4 0		
					LAST 10 GAMES														
					15	A	Wisconsin		0 0	60	A	Minnesota		1 0					
					29	A	Michigan		2 4	109	H	Northwestern		1 0					
					52	A	Michigan St.		1 0	70	H	Illinois		2 0					
					13	H	Rutgers		0 1	258	A	Colorado St.		4 0					
					44	H	Maryland		0 1	156	A	Iowa St.		1 2					

Average RPI Win: 193		WON-LOST	WINNING	LAST 10	STRENGTH OF		OPP. STRENGTH	TEAM	ADJ		CONF.	ADJ CONF.			
Average RPI Loss: 77		RECORD	PCT. RANK	GAMES	SCHEDULE		OF SCHEDULE	RPI	RPI		RPI	RPI			
DIV. I ONLY		10-3-1	.75	30	6-3-1		174	112	69	.5651	69	11	11		
DIV. I NON-CONF.		6-3-0	.66667	77	2-3-0		251	76	124	.52294	122	11	11		

TOTALS		RPI 1-25		RPI 26-50		W-L RECORDS		RPI 51-100		RPI 101-150		RPI 150+			
10-3-1		0-0-0		0-2-0		OVERALL		1-0-1		2-0-0		7-1-0			
6-3-0		0-0-0		0-2-0		HOME		1-0-0		1-0-0		4-1-0			
4-0-1		0-0-0		0-0-0		AWAY		0-0-1		1-0-0		3-0-0			
0-0-0		0-0-0		0-0-0		NEUTRAL		0-0-0		0-0-0		0-0-0			
6-3-0		0-0-0		0-2-0		NON-CONFERENCE		1-0-0		1-0-0		4-1-0			
4-3-0		0-0-0		0-2-0		HOME		1-0-0		1-0-0		2-1-0			
2-0-0		0-0-0		0-0-		AWAY		0-0-0		0-0-0		2-0-0			
0-0-0		0-0-0		0-0-0		NEUTRAL		0-0-0		0-0-0		0-0-0			
4-0-1		0-0-0		0-0-0		CONFERENCE		0-0-1		1-0-0		3-0-0			
2-0-0		0-0-0		0-0-0		HOME		0-0-0		0-0-0		2-0-0			
2-0-1		0-0-0		0-0-0		AWAY		0-0-1		1-0-0		1-0-0			
0-0-0		0-0-0		0-0-0		NEUTRAL		0-0-0		0-0-0		0-0-0			
RPI	S	Opponent	Score	RPI	S	Opponent	Score	RPI	S	Opponent	Score	RPI	S	Opponent	Score
28	H	Oklahoma	1 2	66	A	Rice	1 1	103	A	UTEP	1 0	139	H	Abilene Christian	3 1
45	H	TCU	0 1	76	H	Vanderbilt	1 0	159	H	Gonzaga	1 2	170	A	UTSA	2 0
								171	H	Louisiana Tech	1 0	223	H	Oregon St.	1 0
								237	A	Lamar	1 0	249	H	Southern Miss.	4 0
								252	A	Houston Baptist	2 0	308	H	Texas Southern	3 0

Non-Div. I Games:

North Texas

Average RPI Win: 136		WON-LOST	WINNING	LAST 10	STRENGTH OF		OPP. STRENGTH	TEAM	ADJ		CONF.	ADJ CONF.			
Average RPI Loss: 54		RECORD	PCT. RANK	GAMES	SCHEDULE		OF SCHEDULE	RPI	RPI		RPI	RPI			
DIV. I ONLY		9-5-0	.64286	76	6-4-0		121	35	71	.56439	70	5	5		
DIV. I NON-CONF.		5-1-0	.83333	24	2-0-0		137	86	41	.60159	41	5	5		
TOTALS		RPI 1-25	RPI 26-50		W-L RECORDS		RPI 51-100		RPI 101-150		RPI 150+				
9-5-0		0-2-0	1-0-0		OVERALL		3-2-0		2-1-0		3-0-0				
4-2-0		0-1-0	1-0-0		HOME		1-1-0		2-0-0		0-0-0				
4-3-0		0-1-0	0-0-0		AWAY		2-1-0		0-1-0		2-0-0				
1-0-0		0-0-0	0-0-0		NEUTRAL		0-0-0		0-0-0		1-0-0				
5-1-0		0-1-0	1-0-0		NON-CONFERENCE		0-0-0		1-0-0		3-0-0				
2-1-0		0-1-0	1-0-0		HOME		0-0-0		1-0-0		0-0-0				
2-0-0		0-0-0	0-0-		AWAY		0-0-0		0-0-0		2-0-0				
1-0-0		0-0-0	0-0-0		NEUTRAL		0-0-0		0-0-0		1-0-0				
4-4-0		0-1-0	0-0-0		CONFERENCE		3-2-0		1-1-0		0-0-0				
2-1-0		0-0-0	0-0-0		HOME		1-1-0		1-0-0		0-0-0				
2-3-0		0-1-0	0-0-0		AWAY		2-1-0		0-1-0		0-0-0				
0-0-0		0-0-0	0-0-0		NEUTRAL		0-0-0		0-0-0		0-0-0				
RPI S	Opponent	Score		RPI S	Opponent	Score		RPI S	Opponent	Score		RPI S	Opponent	Score	
7	A Penn St.	1	2	35	H Arizona St.	3	1	60	H Minnesota	1	2	106	H Louisville	2	0
24	H Notre Dame	1	3					68	A Iowa	0	2	109	A Northwestern	0	2
								83	H Purdue	3	0	121	H Indiana	2	0
								86	A Nebraska	3	0	166	N UAB	3	1
								99	A Ohio St.	4	1	263	A Oakland	1	0
												264	A Col. of Charleston	3	0
LAST 10 GAMES															
								60	H Minnesota	1	2	121	H Indiana	2	0
								109	A Northwestern	0	2	86	A Nebraska	3	0
								7	A Penn St.	1	2	68	A Iowa	0	2
								99	A Ohio St.	4	1	166	N UAB	3	1
								83	H Purdue	3	0	264	A Col. of Charleston	3	0

Non-Div. I Games:

Illinois

Average RPI Win:		166	WON-LOST RECORD		WINNING PCT. RANK		LAST 10 GAMES		STRENGTH OF SCHEDULE		OPP. STRENGTH OF SCHEDULE		TEAM RPI		ADJ RPI		CONF. RPI		ADJ CONF. RPI				
Average RPI Loss:		40																					
DIV. I ONLY			6-4-3		.57692 118		6-3-1		64		92		70		.56389 71		13		13				
DIV. I NON-CONF.			4-3-3		.55 147		4-2-1		94		88		99		.54324 99		12		12				
TOTALS		RPI 1-25		RPI 26-50		W-L RECORDS		RPI 51-100		RPI 101-150		RPI 150+											
6-4-3		0-3-0		0-0-0		OVERALL		2-0-0		0-1-3		4-0-0											
4-1-1		0-1-0		0-0-0		HOME		2-0-0		0-0-1		2-0-0											
2-3-2		0-2-0		0-0-0		AWAY		0-0-0		0-1-2		2-0-0											
0-0-0		0-0-0		0-0-0		NEUTRAL		0-0-0		0-0-0		0-0-0											
4-3-3		0-2-0		0-0-0		NON-CONFERENCE		1-0-0		0-1-3		3-0-0											
3-1-1		0-1-0		0-0-0		HOME		1-0-0		0-0-1		2-0-0											
1-2-2		0-1-0		0-0-		AWAY		0-0-0		0-1-2		1-0-0											
0-0-0		0-0-0		0-0-0		NEUTRAL		0-0-0		0-0-0		0-0-0											
2-1-0		0-1-0		0-0-0		CONFERENCE		1-0-0		0-0-0		1-0-0											
1-0-0		0-0-0		0-0-0		HOME		1-0-0		0-0-0		0-0-0											
1-1-0		0-1-0		0-0-0		AWAY		0-0-0		0-0-0		1-0-0											
0-0-0		0-0-0		0-0-0		NEUTRAL		0-0-0		0-0-0		0-0-0											
RPI	S	Opponent		Score		RPI	S	Opponent		Score		RPI	S	Opponent		Score							
8	A	Virginia Tech		0	6							61	H	Rhode Island		3	0	111	A	James Madison	0	1	
18	H	Clemson		1	4							75	H	Drexel		1	0	112	A	Marshall	3	3	
22	A	La Salle		1	3													137	A	Old Dominion	1	1	
																		141	H	Penn	0	0	
																		165	A	Pittsburgh	1	0	
																		185	A	Fordham	1	0	
																		234	H	Longwood	4	1	
																		275	H	American	3	0	
						LAST 10 GAMES																	

Average RPI Win: 167		WON-LOST RECORD		WINNING PCT. RANK		LAST 10 GAMES		STRENGTH OF SCHEDULE		OPP. STRENGTH OF SCHEDULE		TEAM RPI		ADJ RPI		CONF. RPI		ADJ CONF. RPI	
DIV. I ONLY		10-4-1		.7 54		5-4-1		149		86		72		.56248 72		6		6	
DIV. I NON-CONF.		7-2-0		.77778 38		2-2-0		165		123		61		.57591 61		6		6	
TOTALS		RPI 1-25		RPI 26-50		W-L RECORDS		RPI 51-100		RPI 101-150		RPI 150+							
10-4-1		0-1-0		0-0-1		OVERALL		3-1-0		1-1-0		6-1-0							
2-0-1		0-0-0		0-0-1		HOME		1-0-0		0-0-0		1-0-0							
7-4-0		0-1-0		0-0-0		AWAY		2-1-0		1-1-0		4-1-0							
1-0-0		0-0-0		0-0-0		NEUTRAL		0-0-0		0-0-0		1-0-0							
7-2-0		0-1-0		0-0-0		NON-CONFERENCE		1-0-0		1-0-0		5-1-0							
1-0-0		0-0-0		0-0-0		HOME		0-0-0		0-0-0		1-0-0							
5-2-0		0-1-0		0-0-		AWAY		1-0-0		1-0-0		3-1-0							
1-0-0		0-0-0		0-0-0		NEUTRAL		0-0-0		0-0-0		1-0-0							
3-2-1		0-0-0		0-0-1		CONFERENCE		2-1-0		0-1-0		1-0-0							
1-0-1		0-0-0		0-0-1		HOME		1-0-0		0-0-0		0-0-0							
2-2-0		0-0-0		0-0-0		AWAY		1-1-0		0-1-0		1-0-0							
0-0-0		0-0-0		0-0-0		NEUTRAL		0-0-0		0-0-0		0-0-0							
RPI S	Opponent	Score		RPI S	Opponent	Score		RPI S	Opponent	Score		RPI S	Opponent	Score					
22 A	La Salle	2	3	47 H	Memphis	1	1	62 H	Tulsa	3	2	115 A	Cornell	2	1				
								75 A	Drexel	3	2	145 A	SMU	0	1				
								78 A	East Carolina	0	2	158 A	Rider	3	0				
								97 A	Cincinnati	2	1	167 A	Saint Joseph's	1	0				
												172 A	Delaware	0	2				
												188 A	Houston	1	0				
												243 N	St. Bonaventure	1	0				
												246 A	Binghamton	2	0				
												314 H	Mt. St. Mary's	3	0				
				LAST 10 GAMES															
				188 A	Houston	1	0	97 A	Cincinnati	2	1								
				145 A	SMU	0	1	22 A	La Salle	2	3								
				47 H	Memphis	1	1	172 A	Delaware	0	2								
				62 H	Tulsa	3	2	115 A	Cornell	2	1								
				78 A	East Carolina	0	2	243 N	St. Bonaventure	1	0								

Non-Div. I Games:

Temple

Average RPI Win:	177	WON-LOST	WINNING	LAST 10	STRENGTH OF	OPP. STRENGTH	TEAM	ADJ	CONF.	ADJ CONF.				
Average RPI Loss:	98	RECORD	PCT. RANK	GAMES	SCHEDULE	OF SCHEDULE	RPI	RPI	RPI	RPI				
DIV. I ONLY	10-2-1	.80769	17	8-1-1	244	102	73	.56169	73	15	15			
DIV. I NON-CONF.	6-1-0	.85714	21	4-0-0	201	56	50	.58946	54	15	15			
<hr/>														
TOTALS	RPI 1-25	RPI 26-50		W-L RECORDS		RPI 51-100		RPI 101-150		RPI 150+				
10-2-1	0-0-0	0-0-0		OVERALL		2-1-0		2-1-1		6-0-0				
6-1-0	0-0-0	0-0-0		HOME		1-1-0		1-0-0		4-0-0				
3-1-1	0-0-0	0-0-0		AWAY		1-0-0		1-1-1		1-0-0				
1-0-0	0-0-0	0-0-0		NEUTRAL		0-0-0		0-0-0		1-0-0				
<hr/>														
6-1-0	0-0-0	0-0-0		NON-CONFERENCE		2-0-0		2-1-0		2-0-0				
3-0-0	0-0-0	0-0-0		HOME		1-0-0		1-0-0		1-0-0				
2-1-0	0-0-0	0-0-		AWAY		1-0-0		1-1-0		0-0-0				
1-0-0	0-0-0	0-0-0		NEUTRAL		0-0-0		0-0-0		1-0-0				
<hr/>														
4-1-1	0-0-0	0-0-0		CONFERENCE		0-1-0		0-0-1		4-0-0				
3-1-0	0-0-0	0-0-0		HOME		0-1-0		0-0-0		3-0-0				
1-0-1	0-0-0	0-0-0		AWAY		0-0-0		0-0-1		1-0-0				
0-0-0	0-0-0	0-0-0		NEUTRAL		0-0-0		0-0-0		0-0-0				
<hr/>														
RPI S	Opponent	Score	RPI S	Opponent	Score	RPI S	Opponent	Score	RPI S	Opponent	Score			
						64 H	Illinois St.	3 2	106 A	Louisville	2 1			
						83 A	Purdue	1 0	109 A	Northwestern	1 3			
						87 H	Eastern Mich.	0 2	112 H	Marshall	2 1			
									131 A	Kent St.	1 1			
									190 H	Toledo	2 0			
									196 A	Ohio	2 0			
									202 N	Butler	1 0			
									241 H	Central Mich.	2 0			
									284 H	Bowling Green	2 0			
									294 H	IPFW	3 0			
<hr/>														
			LAST 10 GAMES											
			196 A Ohio			2 0			87 H Eastern Mich.			0 2		
			131 A Kent St.			1 1			64 H Illinois St.			3 2		
			241 H Central Mich.			2 0			112 H Marshall			2 1		
			190 H Toledo			2 0			294 H IPFW			3 0		
			284 H Bowling Green			2 0			106 A Louisville			2 1		

Non-Div. I Games:

Miami (OH)

Average RPI Win:	179	WON-LOST	WINNING	LAST 10	STRENGTH OF	OPP. STRENGTH	TEAM	ADJ	CONF.	ADJ CONF.	
Average RPI Loss:	58	RECORD	PCT. RANK	GAMES	SCHEDULE	OF SCHEDULE	RPI	RPI	RPI	RPI	
DIV. I ONLY	4-3-3	.55	132	4-3-3	46	109	74	.56121	74	8	8
DIV. I NON-CONF.	2-3-2	.42857	209	2-3-2	41	66	102	.5377	102	10	10
<hr/>											
TOTALS	RPI 1-25	RPI 26-50		W-L RECORDS		RPI 51-100		RPI 101-150		RPI 150+	
4-3-3	0-1-1	0-0-0		OVERALL		0-1-0		0-1-1		4-0-1	
2-1-2	0-1-0	0-0-0		HOME		0-0-0		0-0-1		2-0-1	
2-2-1	0-0-1	0-0-0		AWAY		0-1-0		0-1-0		2-0-0	
0-0-0	0-0-0	0-0-0		NEUTRAL		0-0-0		0-0-0		0-0-0	
2-3-2	0-1-1	0-0-0		NON-CONFERENCE		0-1-0		0-1-0		2-0-1	
1-1-1	0-1-0	0-0-0		HOME		0-0-0		0-0-0		1-0-1	
1-2-1	0-0-1	0-0-		AWAY		0-1-0		0-1-0		1-0-0	
0-0-0	0-0-0	0-0-0		NEUTRAL		0-0-0		0-0-0		0-0-0	
2-0-1	0-0-0	0-0-0		CONFERENCE		0-0-0		0-0-1		2-0-0	
1-0-1	0-0-0	0-0-0		HOME		0-0-0		0-0-1		1-0-0	
1-0-0	0-0-0	0-0-0		AWAY		0-0-0		0-0-0		1-0-0	
0-0-0	0-0-0	0-0-0		NEUTRAL		0-0-0		0-0-0		0-0-0	
RPI S	Opponent	Score		RPI S	Opponent	Score		RPI S	Opponent	Score	
13 H	Rutgers	0	5					105 A	Richmond	2	3
22 A	La Salle	2	2					129 H	Dartmouth	2	2
								153 A	Yale	1	0
								164 H	Villanova	2	1
								182 H	Brown	5	0
								187 H	Seton Hall	0	0
								216 A	Lehigh	4	1
				</							

Non-Div. I Games:

Princeton

Average RPI Win:		169	WON-LOST		WINNING		LAST 10		STRENGTH OF		OPP. STRENGTH		TEAM		ADJ		CONF.		ADJ CONF.	
Average RPI Loss:		76	RECORD		PCT. RANK		GAMES		SCHEDULE		OF SCHEDULE		RPI		RPI		RPI		RPI	
DIV. I ONLY			7-5-2		.57143		121		6-2-2		55		134		75		.55824		75	
DIV. I NON-CONF.			3-5-1		.38889		231		2-2-1		28		116		112		.53092		114	
TOTALS		RPI 1-25		RPI 26-50		W-L RECORDS		RPI 51-100		RPI 101-150		RPI 150+								
7-5-2		0-1-0		0-0-0		OVERALL		2-3-1		1-0-0		4-1-1								
4-1-2		0-0-0		0-0-0		HOME		1-1-1		1-0-0		2-0-1								
3-4-0		0-1-0		0-0-0		AWAY		1-2-0		0-0-0		2-1-0								
0-0-0		0-0-0		0-0-0		NEUTRAL		0-0-0		0-0-0		0-0-0								
3-5-1		0-1-0		0-0-0		NON-CONFERENCE		1-3-1		0-0-0		2-1-0								
2-1-1		0-0-0		0-0-0		HOME		1-1-1		0-0-0		1-0-0								
1-4-0		0-1-0		0-0-		AWAY		0-2-0		0-0-0		1-1-0								
0-0-0		0-0-0		0-0-0		NEUTRAL		0-0-0		0-0-0		0-0-0								
4-0-1		0-0-0		0-0-0		CONFERENCE		1-0-0		1-0-0		2-0-1								
2-0-1		0-0-0		0-0-0		HOME		0-0-0		1-0-0		1-0-1								
2-0-0		0-0-0		0-0-0		AWAY		1-0-0		0-0-0		1-0-0								
0-0-0		0-0-0		0-0-0		NEUTRAL		0-0-0		0-0-0		0-0-0								
RPI	S	Opponent		Score		RPI	S	Opponent		Score		RPI	S	Opponent		Score				
18	A	Clemson		0 3								56	A	William & Mary		3 2				
												65	A	Buffalo		0 1				
												71	A	VCU		0 1				
												72	H	Temple		2 3				
												82	H	George Washington		2 0				
												90	H	Syracuse		2 2				
												147	H	UNCW		1 0				
												152	A	Niagara		0 1				
												164	A	Villanova		2 1				
												172	H	Delaware		0 0				
												212	A	Elon		1 0				
												259	H	Wagner		1 0				
												264	H	Col. of Charleston		1 0				
LAST 10 GAMES																				
						56	A	William & Mary		3 2		259	H	Wagner		1 0				
						212	A	Elon		1 0		82	H	George Washington		2 0				
						172	H	Delaware		0 0		90	H	Syracuse		2 2				
						147	H	UNCW		1 0		18	A	Clemson		0 3				
						264	H	Col. of Charleston		1 0		72	H	Temple		2 3				

Non-Div. I Games:

Drexel

Average RPI Win:	151	WON-LOST	WINNING	LAST 10	STRENGTH OF	OPP. STRENGTH	TEAM	ADJ	CONF.	ADJ CONF.	
Average RPI Loss:	37	RECORD	PCT. RANK	GAMES	SCHEDULE	OF SCHEDULE	RPI	RPI	RPI	RPI	
DIV. I ONLY	5-8-1	.39286	233	2-7-1	12	66	78	.55792	76	2	3
DIV. I NON-CONF.	5-3-0	.625	97	2-2-0	26	148	52	.58985	51	2	2
<hr/>											
TOTALS	RPI 1-25	RPI 26-50		W-L RECORDS		RPI 51-100		RPI 101-150		RPI 150+	
5-8-1	0-4-0	1-1-1		OVERALL		1-3-0		1-0-0		2-0-0	
4-2-1	0-1-0	0-0-1		HOME		1-1-0		1-0-0		2-0-0	
1-6-0	0-3-0	1-1-0		AWAY		0-2-0		0-0-0		0-0-0	
0-0-0	0-0-0	0-0-0		NEUTRAL		0-0-0		0-0-0		0-0-0	
5-3-0	0-1-0	1-0-0		NON-CONFERENCE		1-2-0		1-0-0		2-0-0	
4-0-0	0-0-0	0-0-0		HOME		1-0-0		1-0-0		2-0-0	
1-3-0	0-1-0	1-0-		AWAY		0-2-0		0-0-0		0-0-0	
0-0-0	0-0-0	0-0-0		NEUTRAL		0-0-0		0-0-0		0-0-0	
0-5-1	0-3-0	0-1-1		CONFERENCE		0-1-0		0-0-0		0-0-0	
0-2-1	0-1-0	0-0-1		HOME		0-1-0		0-0-0		0-0-0	
0-3-0	0-2-0	0-1-0		AWAY		0-0-0		0-0-0		0-0-0	
0-0-0	0-0-0	0-0-0		NEUTRAL		0-0-0		0-0-0		0-0-0	
RPI	S	Opponent	Score	RPI	S	Opponent	Score	RPI	S	Opponent	Score
5	H	Texas A&M	2 6	26	A	Arkansas	0 1	66	A	Rice	1 2
13	A	Rutgers	0 3	36	H	Auburn	0 0	67	H	Alabama	0 1
21	A	Georgia	1 3	47	A	Memphis	2 1	69	A	North Texas	0 1
25	A	Missouri	0 2					97	H	Cincinnati	3 2

Non-Div. I Games:

Vanderbilt

Average RPI Win:	203	WON-LOST	WINNING	LAST 10	STRENGTH OF	OPP. STRENGTH	TEAM	ADJ	CONF.	ADJ CONF.	
Average RPI Loss:	55	RECORD	PCT. RANK	GAMES	SCHEDULE	OF SCHEDULE	RPI	RPI	RPI	RPI	
DIV. I ONLY	6-6-2	.5	159	5-5-0	29	132	77	.55779	77	9	9
DIV. I NON-CONF.	4-3-2	.55556	138	3-2-0	38	112	65	.56556	68	8	8
<hr/>											
TOTALS	RPI 1-25	RPI 26-50		W-L RECORDS		RPI 51-100		RPI 101-150		RPI 150+	
6-6-2	0-0-0	0-4-0		OVERALL		0-1-2		0-1-0		6-0-0	
4-3-2	0-0-0	0-2-0		HOME		0-1-2		0-0-0		4-0-0	
2-3-0	0-0-0	0-2-0		AWAY		0-0-0		0-1-0		2-0-0	
0-0-0	0-0-0	0-0-0		NEUTRAL		0-0-0		0-0-0		0-0-0	
<hr/>											
4-3-2	0-0-0	0-2-0		NON-CONFERENCE		0-1-2		0-0-0		4-0-0	
2-3-2	0-0-0	0-2-0		HOME		0-1-2		0-0-0		2-0-0	
2-0-0	0-0-0	0-0-		AWAY		0-0-0		0-0-0		2-0-0	
0-0-0	0-0-0	0-0-0		NEUTRAL		0-0-0		0-0-0		0-0-0	
<hr/>											
2-3-0	0-0-0	0-2-0		CONFERENCE		0-0-0		0-1-0		2-0-0	
2-0-0	0-0-0	0-0-0		HOME		0-0-0		0-0-0		2-0-0	
0-3-0	0-0-0	0-2-0		AWAY		0-0-0		0-1-0		0-0-0	
0-0-0	0-0-0	0-0-0		NEUTRAL		0-0-0		0-0-0		0-0-0	
<hr/>											
RPI S	Opponent	Score	RPI S	Opponent	Score	RPI S	Opponent	Score	RPI S	Opponent	Score
			27 H	Colgate	0 1	53 H	Harvard	0 2	143 A	Creighton	1 2
			31 A	DePaul	1 2	61 H	Rhode Island	1 1	182 H	Brown	1 0
			37 H	Boston U.	1 2	79 H	Northeastern	0 0	185 H	Fordham	3 1
			40 A	Georgetown	0 1				187 H	Seton Hall	2 0
									195 A	Massachusetts	2 1
									202 H	Butler	3 2
									265 A	Marist	1 0

Non-Div. I Games:

Providence

Average RPI Win:	180	WON-LOST RECORD	WINNING PCT. RANK	LAST 10 GAMES	STRENGTH OF SCHEDULE	OPP. STRENGTH OF SCHEDULE	TEAM RPI	ADJ RPI	CONF. RPI	ADJ CONF. RPI		
DIV. I ONLY		8-5-1	.60714	97	5-4-1	92	80	76	.55754	78	6	6
DIV. I NON-CONF.		6-2-1	.72222	54	3-1-1	166	102	72	.56209	73	6	6
<hr/>												
TOTALS	RPI 1-25	RPI 26-50		W-L RECORDS		RPI 51-100		RPI 101-150		RPI 150+		
8-5-1	0-2-0	0-2-0		OVERALL		2-1-0		1-0-1		5-0-0		
3-4-0	0-2-0	0-1-0		HOME		1-1-0		0-0-0		2-0-0		
5-1-1	0-0-0	0-1-0		AWAY		1-0-0		1-0-1		3-0-0		
0-0-0	0-0-0	0-0-0		NEUTRAL		0-0-0		0-0-0		0-0-0		
<hr/>												
6-2-1	0-2-0	0-0-0		NON-CONFERENCE		0-0-0		1-0-1		5-0-0		
2-2-0	0-2-0	0-0-0		HOME		0-0-0		0-0-0		2-0-0		
4-0-1	0-0-0	0-0-		AWAY		0-0-0		1-0-1		3-0-0		
0-0-0	0-0-0	0-0-0		NEUTRAL		0-0-0		0-0-0		0-0-0		
<hr/>												
2-3-0	0-0-0	0-2-0		CONFERENCE		2-1-0		0-0-0		0-0-0		
1-2-0	0-0-0	0-1-0		HOME		1-1-0		0-0-0		0-0-0		
1-1-0	0-0-0	0-1-0		AWAY		1-0-0		0-0-0		0-0-0		
0-0-0	0-0-0	0-0-0		NEUTRAL		0-0-0		0-0-0		0-0-0		
<hr/>												
RPI S	Opponent	Score		RPI S	Opponent	Score		RPI S	Opponent	Score		
8 H	Virginia Tech	0	3	39 H	UConn	1	2	62 A	Tulsa	1	0	
16 H	South Carolina	0	2	47 A	Memphis	0	2	72 H	Temple	2	0	
								97 H	Cincinnati	0	3	
								128 A UNC Greensboro				
								147 A UNCW				
								200 H Davidson				
								214 H Campbell				
								222 A Western Caro.				
								236 A George Mason				
								303 A Francis Marion				
<hr/>												
				LAST 10 GAMES								
				47 A Memphis				214 H Campbell				
				62 A Tulsa				147 A UNCW				
				97 H Cincinnati				8 H Virginia Tech				
				72 H Temple				128 A UNC Greensboro				
				39 H UConn				200 H Davidson				

Non-Div. I Games:

East Carolina

Average RPI Win: 177		WON-LOST	WINNING	LAST 10	STRENGTH OF		OPP. STRENGTH	TEAM	ADJ		CONF.	ADJ CONF.			
Average RPI Loss: 60		RECORD	PCT. RANK	GAMES	SCHEDULE		OF SCHEDULE	RPI	RPI		RPI	RPI			
DIV. I ONLY		9-4-2	.66667	69	7-2-1		147	74	79	.55702	79	10	10		
DIV. I NON-CONF.		5-3-2	.6	114	3-1-1		188	54	115	.5318	112	9	9		
TOTALS		RPI 1-25	RPI 26-50		W-L RECORDS		RPI 51-100		RPI 101-150		RPI 150+				
9-4-2		0-1-0	1-1-0		OVERALL		1-1-1		1-1-0		6-0-1				
5-2-1		0-1-0	0-1-0		HOME		0-0-0		1-0-0		4-0-1				
4-2-1		0-0-0	1-0-0		AWAY		1-1-1		0-1-0		2-0-0				
0-0-0		0-0-0	0-0-0		NEUTRAL		0-0-0		0-0-0		0-0-0				
5-3-2		0-1-0	1-1-0		NON-CONFERENCE		0-0-1		0-1-0		4-0-1				
3-2-1		0-1-0	0-1-0		HOME		0-0-0		0-0-0		3-0-1				
2-1-1		0-0-0	1-0-		AWAY		0-0-1		0-1-0		1-0-0				
0-0-0		0-0-0	0-0-0		NEUTRAL		0-0-0		0-0-0		0-0-0				
4-1-0		0-0-0	0-0-0		CONFERENCE		1-1-0		1-0-0		2-0-0				
2-0-0		0-0-0	0-0-0		HOME		0-0-0		1-0-0		1-0-0				
2-1-0		0-0-0	0-0-0		AWAY		1-1-0		0-0-0		1-0-0				
0-0-0		0-0-0	0-0-0		NEUTRAL		0-0-0		0-0-0		0-0-0				
RPI S	Opponent	Score		RPI S	Opponent	Score		RPI S	Opponent	Score		RPI S	Opponent	Score	
22 H	La Salle	0	1	32 H	Boston College	0	1	56 A	William & Mary	1	0	111 H	James Madison	2	0
				37 A	Boston U.	1	0	58 A	Hofstra	0	1	129 A	Dartmouth	0	1
								77 A	Providence	0	0	195 H	Massachusetts	0	0
												208 H	Towson	4	0
												212 A	Elon	4	0
												230 H	Albany (NY)	2	0
												231 H	New Hampshire	1	0
												250 H	UMass Lowell	3	0
												260 A	Maine	4	0
LAST 10 GAMES															
				58 A	Hofstra	0	1	230 H	Albany (NY)	2	0				
				111 H	James Madison	2	0	129 A	Dartmouth	0	1				
				208 H	Towson	4	0	37 A	Boston U.	1	0				
				212 A	Elon	4	0	195 H	Massachusetts	0	0				
				56 A	William & Mary	1	0	260 A	Maine	4	0				

Non-Div. I Games:

Northeastern

Average RPI Win: 158		WON-LOST RECORD		WINNING PCT. RANK		LAST 10 GAMES		STRENGTH OF SCHEDULE		OPP. STRENGTH OF SCHEDULE		TEAM RPI		ADJ RPI		CONF. RPI		ADJ CONF. RPI	
DIV. I ONLY		6-7-1		.46429 185		5-5-0		30		106		80		.55178 80		14		14	
DIV. I NON-CONF.		3-7-1		.31818 263		2-5-0		24		73		127		.52246 124		13		13	
TOTALS		RPI 1-25		RPI 26-50		W-L RECORDS		RPI 51-100		RPI 101-150		RPI 150+							
6-7-1		0-2-0		0-4-0		OVERALL		1-0-0		2-1-0		3-0-1							
4-2-0		0-0-0		0-2-0		HOME		1-0-0		1-0-0		2-0-0							
2-5-1		0-2-0		0-2-0		AWAY		0-0-0		1-1-0		1-0-1							
0-0-0		0-0-0		0-0-0		NEUTRAL		0-0-0		0-0-0		0-0-0							
3-7-1		0-2-0		0-4-0		NON-CONFERENCE		1-0-0		0-1-0		2-0-1							
3-2-0		0-0-0		0-2-0		HOME		1-0-0		0-0-0		2-0-0							
0-5-1		0-2-0		0-0-		AWAY		0-0-0		0-1-0		0-0-1							
0-0-0		0-0-0		0-0-0		NEUTRAL		0-0-0		0-0-0		0-0-0							
3-0-0		0-0-0		0-0-0		CONFERENCE		0-0-0		2-0-0		1-0-0							
1-0-0		0-0-0		0-0-0		HOME		0-0-0		1-0-0		0-0-0							
2-0-0		0-0-0		0-0-0		AWAY		0-0-0		1-0-0		1-0-0							
0-0-0		0-0-0		0-0-0		NEUTRAL		0-0-0		0-0-0		0-0-0							
RPI	S	Opponent		Score		RPI	S	Opponent		Score		RPI	S	Opponent		Score			
12	A	Kansas		0	2	29	A	Michigan		0	2	63	H	San Diego		2	0		
25	A	Missouri		1	3	35	H	Arizona St.		0	2	125	A	Loyola Marymount		0	1		
						38	A	Utah		0	2	135	H	UC Riverside		1	0		
						49	H	Santa Clara		0	1	149	A	UC Santa Barbara		1	0		
												159	H	Gonzaga		1	0		
												168	A	Cal Poly		2	1		
												190	A	Toledo		0	0		
												271	H	Weber St.		4	0		
LAST 10 GAMES																			
						135	H	UC Riverside		1	0	271	H	Weber St.		4	0		
						168	A	Cal Poly		2	1	35	H	Arizona St.		0	2		
						149	A	UC Santa Barbara		1	0	25	A	Missouri		1	3		
						125	A	Loyola Marymount		0	1	12	A	Kansas		0	2		
						49	H	Santa Clara		0	1	63	H	San Diego		2	0		

Non-Div. I Games:

CSUN

Average RPI Win: 211		WON-LOST RECORD		WINNING PCT. RANK		LAST 10 GAMES		STRENGTH OF SCHEDULE		OPP. STRENGTH OF SCHEDULE		TEAM RPI		ADJ RPI		CONF. RPI		ADJ CONF. RPI	
DIV. I ONLY		9-3-1		.73077 36		6-3-1		165		228		81		.54935 81		16		16	
DIV. I NON-CONF.		5-2-1		.6875 70		2-2-1		183		195		101		.53838 101		17		17	
TOTALS		RPI 1-25		RPI 26-50		W-L RECORDS		RPI 51-100		RPI 101-150		RPI 150+							
9-3-1		0-0-0		0-1-0		OVERALL		0-0-0		3-0-0		6-2-1							
4-0-1		0-0-0		0-0-0		HOME		0-0-0		1-0-0		3-0-1							
4-3-0		0-0-0		0-1-0		AWAY		0-0-0		1-0-0		3-2-0							
1-0-0		0-0-0		0-0-0		NEUTRAL		0-0-0		1-0-0		0-0-0							
5-2-1		0-0-0		0-1-0		NON-CONFERENCE		0-0-0		3-0-0		2-1-1							
2-0-1		0-0-0		0-0-0		HOME		0-0-0		1-0-0		1-0-1							
2-2-0		0-0-0		0-0-		AWAY		0-0-0		1-0-0		1-1-0							
1-0-0		0-0-0		0-0-0		NEUTRAL		0-0-0		1-0-0		0-0-0							
4-1-0		0-0-0		0-0-0		CONFERENCE		0-0-0		0-0-0		4-1-0							
2-0-0		0-0-0		0-0-0		HOME		0-0-0		0-0-0		2-0-0							
2-1-0		0-0-0		0-0-0		AWAY		0-0-0		0-0-0		2-1-0							
0-0-0		0-0-0		0-0-0		NEUTRAL		0-0-0		0-0-0		0-0-0							
RPI	S	Opponent		Score		RPI	S	Opponent		Score		RPI	S	Opponent		Score			
				36	A	Auburn		0	3			121	N	Indiana	2	1			
												130	H	Mercer	2	0			
												147	A	UNCW	2	0			
												155	A	Jacksonville	0	2			
												163	A	La.-Lafayette	2	1			
												184	H	UALR	3	2			
												189	A	Georgia St.	0	2			
												193	H	Coastal Caro.	2	2			
												240	A	La.-Monroe	3	1			
												296	H	Arkansas St.	2	0			
												303	A	Francis Marion	2	1			
												312	H	Alabama St.	3	0			
LAST 10 GAMES																			
				189	A	Georgia St.		0	2	155	A	Jacksonville		0	2				
				184	H	UALR		3	2	193	H	Coastal Caro.		2	2				
				296	H	Arkansas St.		2	0	312	H	Alabama St.		3	0				
				163	A	La.-Lafayette		2	1	130	H	Mercer		2	0				
				240	A	La.-Monroe		3	1	36	A	Auburn		0	3				

Non-Div. I Games:

Ga. Southern

Average RPI Win: 205		WON-LOST	WINNING	LAST 10	STRENGTH OF		OPP. STRENGTH	TEAM	ADJ		CONF.	ADJ CONF.			
Average RPI Loss: 46		RECORD	PCT. RANK	GAMES	SCHEDULE		OF SCHEDULE	RPI	RPI		RPI	RPI			
DIV. I ONLY		8-3-1	.70833	50	6-3-1		178	130	82		13	13			
DIV. I NON-CONF.		6-2-0	.75	44	4-2-0		164	174	67		12	12			
TOTALS		RPI 1-25	RPI 26-50		W-L RECORDS		RPI 51-100		RPI 101-150		RPI 150+				
8-3-1		0-1-0	0-1-0		OVERALL		1-1-0		1-0-0		6-0-1				
5-0-0		0-0-0	0-0-0		HOME		0-0-0		1-0-0		4-0-0				
3-3-1		0-1-0	0-1-0		AWAY		1-1-0		0-0-0		2-0-1				
0-0-0		0-0-0	0-0-0		NEUTRAL		0-0-0		0-0-0		0-0-0				
6-2-0		0-0-0	0-1-0		NON-CONFERENCE		1-1-0		1-0-0		4-0-0				
3-0-0		0-0-0	0-0-0		HOME		0-0-0		1-0-0		2-0-0				
3-2-0		0-0-0	0-0-		AWAY		1-1-0		0-0-0		2-0-0				
0-0-0		0-0-0	0-0-0		NEUTRAL		0-0-0		0-0-0		0-0-0				
2-1-1		0-1-0	0-0-0		CONFERENCE		0-0-0		0-0-0		2-0-1				
2-0-0		0-0-0	0-0-0		HOME		0-0-0		0-0-0		2-0-0				
0-1-1		0-1-0	0-0-0		AWAY		0-0-0		0-0-0		0-0-1				
0-0-0		0-0-0	0-0-0		NEUTRAL		0-0-0		0-0-0		0-0-0				
RPI S	Opponent	Score		RPI S	Opponent	Score		RPI S	Opponent	Score		RPI S	Opponent	Score	
22 A	La Salle	0 3		40 A	Georgetown	0 1		75 A	Drexel	0 2		137 H	Old Dominion	1 0	
								93 A	Liberty	1 0		160 H	East Tenn. St.	3 1	
												185 A	Fordham	1 1	
												195 H	Massachusetts	2 1	
												197 A	Loyola Maryland	3 0	
												236 H	George Mason	2 1	
												311 A	Delaware St.	2 0	
												314 H	Mt. St. Mary's	6 0	
				LAST 10 GAMES											
				195 H	Massachusetts	2 1		75 A	Drexel	0 2					
				185 A	Fordham	1 1		40 A	Georgetown	0 1					
				22 A	La Salle	0 3		160 H	East Tenn. St.	3 1					
				236 H	George Mason	2 1		93 A	Liberty	1 0					
				311 A	Delaware St.	2 0		197 A	Loyola Maryland	3 0					

Non-Div. I Games:

George Washington

P
u
r
d
u
e

Purdue

Average RPI Win: 224		WON-LOST RECORD	WINNING PCT. RANK	LAST 10 GAMES	STRENGTH OF SCHEDULE	OPP. STRENGTH OF SCHEDULE	TEAM RPI	ADJ RPI		CONF. RPI	ADJ CONF. RPI
Average RPI Loss: 91											
DIV. I ONLY		8-3-4	.66667 69	6-1-3	152	125	84	.54682	84	12	12
DIV. I NON-CONF.		5-2-3	.65 85	3-0-2	191	142	111	.53206	111	14	14
TOTALS		RPI 1-25	RPI 26-50		W-L RECORDS		RPI 51-100		RPI 101-150		RPI 150+
8-3-4	0-0-0		0-2-2		OVERALL		0-0-1		2-0-1		6-1-0
5-0-2	0-0-0		0-0-1		HOME		0-0-0		0-0-1		5-0-0
3-3-2	0-0-0		0-2-1		AWAY		0-0-1		2-0-0		1-1-0
0-0-0	0-0-0		0-0-0		NEUTRAL		0-0-0		0-0-0		0-0-0
5-2-3	0-0-0		0-1-1		NON-CONFERENCE		0-0-1		2-0-1		3-1-0
2-0-2	0-0-0		0-0-1		HOME		0-0-0		0-0-1		2-0-0
3-2-1	0-0-0		0-0-		AWAY		0-0-1		2-0-0		1-1-0
0-0-0	0-0-0		0-0-0		NEUTRAL		0-0-0		0-0-0		0-0-0
3-1-1	0-0-0		0-1-1		CONFERENCE		0-0-0		0-0-0		3-0-0
3-0-0	0-0-0		0-0-0		HOME		0-0-0		0-0-0		3-0-0
0-1-1	0-0-0		0-1-1		AWAY		0-0-0		0-0-0		0-0-0
0-0-0	0-0-0		0-0-0		NEUTRAL		0-0-0		0-0-0		0-0-0
RPI S	Opponent	Score	RPI S	Opponent	Score	RPI S	Opponent	Score	RPI S	Opponent	Score
			27 A	Colgate	1 1	57 A	South Fla.	1 1	111 A	James Madison	1 0
			37 A	Boston U.	0 1				140 H	Ball St.	1 1
			39 A	UConn	1 2				141 A	Penn	2 1
			44 H	Maryland	1 1				177 H	Bucknell	3 0
									198 A	UMBC	0 1
									219 H	Lafayette	4 0
									265 H	Marist	2 1
									275 H	American	4 1
									288 A	Stetson	3 1
									314 H	Mt. St. Mary's	3 0
LAST 10 GAMES											
			141 A	Penn	2 1	314 H	Mt. St. Mary's	3 0			
			177 H	Bucknell	3 0	37 A	Boston U.	0 1			
			27 A	Colgate	1 1	140 H	Ball St.	1 1			
			275 H	American	4 1	265 H	Marist	2 1			
			219 H	Lafayette	4 0	44 H	Maryland	1 1			

Non-Div. I Games:

Navy

Average RPI Win: 171		WON-LOST RECORD		WINNING PCT. RANK		LAST 10 GAMES		STRENGTH OF SCHEDULE		OPP. STRENGTH OF SCHEDULE		TEAM RPI		ADJ RPI		CONF. RPI		ADJ CONF. RPI	
DIV. I ONLY		3-8-2		.30769 274		2-6-2		10		38		87		.54591 85		4		4	
DIV. I NON-CONF.		2-4-1		.35714 243		1-2-1		7		77		83		.55423 81		3		3	
TOTALS		RPI 1-25		RPI 26-50		W-L RECORDS		RPI 51-100		RPI 101-150		RPI 150+							
3-8-2		0-5-1		1-0-0		OVERALL		0-1-0		0-2-1		2-0-0							
2-2-1		0-1-1		0-0-0		HOME		0-0-0		0-1-0		2-0-0							
0-5-1		0-4-0		0-0-0		AWAY		0-1-0		0-0-1		0-0-0							
1-1-0		0-0-0		1-0-0		NEUTRAL		0-0-0		0-1-0		0-0-0							
2-4-1		0-2-0		1-0-0		NON-CONFERENCE		0-0-0		0-2-1		1-0-0							
1-1-0		0-0-0		0-0-0		HOME		0-0-0		0-1-0		1-0-0							
0-2-1		0-2-0		0-0-		AWAY		0-0-0		0-0-1		0-0-0							
1-1-0		0-0-0		1-0-0		NEUTRAL		0-0-0		0-1-0		0-0-0							
1-4-1		0-3-1		0-0-0		CONFERENCE		0-1-0		0-0-0		1-0-0							
1-1-1		0-1-1		0-0-0		HOME		0-0-0		0-0-0		1-0-0							
0-3-0		0-2-0		0-0-0		AWAY		0-1-0		0-0-0		0-0-0							
0-0-0		0-0-0		0-0-0		NEUTRAL		0-0-0		0-0-0		0-0-0							
RPI S	Opponent	Score		RPI S	Opponent	Score		RPI S	Opponent	Score		RPI S	Opponent	Score					
1 A	UCLA	1	2	40 N	Georgetown	2	0	59 A	Duke	1	2	107 A	Long Beach St.	1	1				
4 A	North Carolina	0	3									111 H	James Madison	1	2				
9 A	Virginia	0	5									147 N	UNCW	2	3				
12 A	Kansas	1	4									218 H	North Carolina St.	1	0				
18 H	Clemson	1	1									255 H	Wright St.	1	0				
24 H	Notre Dame	0	1																
				LAST 10 GAMES															
				59 A	Duke	1	2	218 H	North Carolina St.	1	0								
				4 A	North Carolina	0	3	107 A	Long Beach St.	1	1								
				18 H	Clemson	1	1	1 A	UCLA	1	2								
				24 H	Notre Dame	0	1	40 N	Georgetown	2	0								
				9 A	Virginia	0	5	147 N	UNCW	2	3								

Non-Div. I Games:

Wake Forest

Nebraska

Through Games Of Oct. 12, 2014

Average RPI Win:	161	WON-LOST RECORD	WINNING PCT. RANK	LAST 10 GAMES	STRENGTH OF SCHEDULE	OPP. STRENGTH OF SCHEDULE	TEAM RPI	ADJ RPI	CONF. RPI	ADJ CONF. RPI	
Average RPI Loss:	41	5-7-2	.42857 205	2-6-2	34	59	85	.54575 86	5	5	
DIV. I ONLY		4-2-0	.66667 77	1-1-0	107	121	70	.56269 72	5	5	
DIV. I NON-CONF.											
<hr/>											
TOTALS	RPI 1-25	RPI 26-50		W-L RECORDS	RPI 51-100		RPI 101-150		RPI 150+		
5-7-2	0-1-1	1-3-0		OVERALL	1-3-0		1-0-1		2-0-0		
4-3-2	0-0-1	1-2-0		HOME	0-1-0		1-0-1		2-0-0		
1-4-0	0-1-0	0-1-0		AWAY	1-2-0		0-0-0		0-0-0		
0-0-0	0-0-0	0-0-0		NEUTRAL	0-0-0		0-0-0		0-0-0		
<hr/>											
4-2-0	0-0-0	0-2-0		NON-CONFERENCE	1-0-0		1-0-0		2-0-0		
3-2-0	0-0-0	0-2-0		HOME	0-0-0		1-0-0		2-0-0		
1-0-0	0-0-0	0-0-		AWAY	1-0-0		0-0-0		0-0-0		
0-0-0	0-0-0	0-0-0		NEUTRAL	0-0-0		0-0-0		0-0-0		
<hr/>											
1-5-2	0-1-1	1-1-0		CONFERENCE	0-3-0		0-0-1		0-0-0		
1-1-2	0-0-1	1-0-0		HOME	0-1-0		0-0-1		0-0-0		
0-4-0	0-1-0	0-1-0		AWAY	0-2-0		0-0-0		0-0-0		
0-0-0	0-0-0	0-0-0		NEUTRAL	0-0-0		0-0-0		0-0-0		
<hr/>											
RPI S	Opponent	Score	RPI S	Opponent	Score	RPI S	Opponent	Score	RPI S	Opponent	Score
13 H	Rutgers	1 1	28 H	Oklahoma	1 2	52 A	Michigan St.	1 3	109 H	Northwestern	1 1
15 A	Wisconsin	0 3	29 A	Michigan	1 3	60 A	Minnesota	1 3	145 H	SMU	4 0
			31 H	DePaul	1 2	70 H	Illinois	0 3	202 H	Butler	1 0
			44 H	Maryland	4 3	91 A	Marquette	3 2	322 H	North Dakota	4 0
<hr/>											
LAST 10 GAMES											
60 A Minnesota 1 3 15 A Wisconsin 0 3											
52 A Michigan St. 1 3 70 H Illinois 0 3											
29 A Michigan 1 3 109 H Northwestern 1 1											
44 H Maryland 4 3 322 H North Dakota 4 0											
13 H Rutgers 1 1 28 H Oklahoma 1 2											

Non-Div. I Games:

Nebraska

Average RPI Win: 185		WON-LOST	WINNING	LAST 10	STRENGTH OF		OPP. STRENGTH	TEAM	ADJ	CONF.	ADJ CONF.
Average RPI Loss: 84		RECORD	PCT. RANK	GAMES	SCHEDULE		OF SCHEDULE	RPI	RPI	RPI	RPI
DIV. I ONLY		8-4-1	.65385	74	6-3-1		170	83	86	.54497	87
DIV. I NON-CONF.		4-2-1	.64286	91	2-1-1		257	19	125	.52187	126
TOTALS		RPI 1-25	RPI 26-50		W-L RECORDS		RPI 51-100		RPI 101-150		RPI 150+
8-4-1		0-1-0	0-0-1		OVERALL		1-2-0		2-0-0		5-1-0
5-0-0		0-0-0	0-0-0		HOME		0-0-0		2-0-0		3-0-0
3-3-1		0-0-0	0-0-1		AWAY		1-2-0		0-0-0		2-1-0
0-1-0		0-1-0	0-0-0		NEUTRAL		0-0-0		0-0-0		0-0-0
4-2-1		0-1-0	0-0-1		NON-CONFERENCE		0-1-0		1-0-0		3-0-0
2-0-0		0-0-0	0-0-0		HOME		0-0-0		1-0-0		1-0-0
2-1-1		0-0-0	0-1-		AWAY		0-1-0		0-0-0		2-0-0
0-1-0		0-1-0	0-0-0		NEUTRAL		0-0-0		0-0-0		0-0-0
4-2-0		0-0-0	0-0-0		CONFERENCE		1-1-0		1-0-0		2-1-0
3-0-0		0-0-0	0-0-0		HOME		0-0-0		1-0-0		2-0-0
1-2-0		0-0-0	0-0-0		AWAY		1-1-0		0-0-0		0-1-0
0-0-0		0-0-0	0-0-0		NEUTRAL		0-0-0		0-0-0		0-0-0
RPI S	Opponent	Score		RPI S	Opponent	Score		RPI S	Opponent	Score	
19 N	Texas Tech	1	2	50 A	Oregon	1	1	52 A	Michigan St.	0	3
								65 A	Buffalo	0	2
								73 A	Miami (OH)	2	0
								121 H	Indiana	2	0
								140 H	Ball St.	2	1
								185 H	Fordham	2	0
								190 H	Toledo	1	0
								201 A	Akron	1	2
								223 A	Oregon St.	1	0
								241 H	Central Mich.	2	0
								306 A	Ill.-Chicago	4	2
LAST 10 GAMES				LAST 10 GAMES				LAST 10 GAMES			
				241 H	Central Mich.	2	0	73 A	Miami (OH)	2	0
				190 H	Toledo	1	0	306 A	Ill.-Chicago	4	2
				65 A	Buffalo	0	2	223 A	Oregon St.	1	0
				201 A	Akron	1	2	50 A	Oregon	1	1
				140 H	Ball St.	2	1	19 N	Texas Tech	1	2

Non-Div. I Games:

Eastern Mich.

Average RPI Win:	226	WON-LOST	WINNING	LAST 10	STRENGTH OF	OPP. STRENGTH	TEAM	ADJ	CONF.	ADJ CONF.	
Average RPI Loss:	120	RECORD	PCT. RANK	GAMES	SCHEDULE	OF SCHEDULE	RPI	RPI	RPI	RPI	
DIV. I ONLY	10-3-1	.75	30	7-2-1	218	200	88	.54343	88	25	25
DIV. I NON-CONF.	6-2-1	.72222	54	3-1-1	140	164	68	.56402	71	25	26
TOTALS	RPI 1-25	RPI 26-50	W-L RECORDS	RPI 51-100	RPI 101-150	RPI 150+					
10-3-1	0-0-0	0-0-0	OVERALL	0-1-0	2-1-1	8-1-0					
5-1-0	0-0-0	0-0-0	HOME	0-0-0	1-1-0	4-0-0					
5-2-1	0-0-0	0-0-0	AWAY	0-1-0	1-0-1	4-1-0					
0-0-0	0-0-0	0-0-0	NEUTRAL	0-0-0	0-0-0	0-0-0					
6-2-1	0-0-0	0-0-0	NON-CONFERENCE	0-1-0	2-0-1	4-1-0					
3-0-0	0-0-0	0-0-0	HOME	0-0-0	1-0-0	2-0-0					
3-2-1	0-0-0	0-0-	AWAY	0-1-0	1-0-1	2-1-0					
0-0-0	0-0-0	0-0-0	NEUTRAL	0-0-0	0-0-0	0-0-0					
4-1-0	0-0-0	0-0-0	CONFERENCE	0-0-0	0-1-0	4-0-0					
2-1-0	0-0-0	0-0-0	HOME	0-0-0	0-1-0	2-0-0					
2-0-0	0-0-0	0-0-0	AWAY	0-0-0	0-0-0	2-0-0					
0-0-0	0-0-0	0-0-0	NEUTRAL	0-0-0	0-0-0	0-0-0					
RPI S	Opponent	Score	RPI S	Opponent	Score	RPI S	Opponent	Score	RPI S	Opponent	Score
						61 A	Rhode Island	0 1	110 H	Hartford	3 1
									114 A	Army	1 0
									117 A	Holy Cross	1 1
									120 H	Monmouth	0 4
									158 H	Rider	1 0
									180 A	Central Conn. St.	0 3
									208 A	Towson	1 0
									226 H	Stony Brook	3 2
									260 H	Maine	2 1
									265 A	Marist	4 0
									275 A	American	1 0
									320 A	Quinnipiac	4 1
									325 H	Saint Peter's	8 0
LAST 10 GAMES											
						120 H	Monmouth	0 4	180 A	Central Conn. St.	0 3
						325 H	Saint Peter's	8 0	226 H	Stony Brook	3 2
						265 A	Marist	4 0	117 A	Holy Cross	1 1
						320 A	Quinnipiac	4 1	275 A	American	1 0
						158 H	Rider	1 0	208 A	Towson	1 0

Non-Div. I Games:

Fairfield

Average RPI Win:	186	WON-LOST	WINNING	LAST 10	STRENGTH OF	OPP. STRENGTH	TEAM	ADJ	CONF.	ADJ CONF.			
Average RPI Loss:	145	RECORD	PCT. RANK	GAMES	SCHEDULE	OF SCHEDULE	RPI	RPI	RPI	RPI			
DIV. I ONLY	7-5-1	.57692	118	6-3-1	85	184	91	.54246	89	11	11		
DIV. I NON-CONF.	3-3-1	.5	154	2-1-1	74	187	119	.52916	117	11	11		
<hr/>													
TOTALS	RPI 1-25	RPI 26-50		W-L RECORDS		RPI 51-100		RPI 101-150		RPI 150+			
7-5-1	0-0-1	0-0-0		OVERALL		1-1-0		1-2-0		5-2-0			
4-1-0	0-0-0	0-0-0		HOME		0-0-0		0-1-0		4-0-0			
3-4-1	0-0-1	0-0-0		AWAY		1-1-0		1-1-0		1-2-0			
0-0-0	0-0-0	0-0-0		NEUTRAL		0-0-0		0-0-0		0-0-0			
<hr/>													
3-3-1	0-0-1	0-0-0		NON-CONFERENCE		0-1-0		1-1-0		2-1-0			
2-0-0	0-0-0	0-0-0		HOME		0-0-0		0-0-0		2-0-0			
1-3-1	0-0-1	0-0-		AWAY		0-1-0		1-1-0		0-1-0			
0-0-0	0-0-0	0-0-0		NEUTRAL		0-0-0		0-0-0		0-0-0			
<hr/>													
4-2-0	0-0-0	0-0-0		CONFERENCE		1-0-0		0-1-0		3-1-0			
2-1-0	0-0-0	0-0-0		HOME		0-0-0		0-1-0		2-0-0			
2-1-0	0-0-0	0-0-0		AWAY		1-0-0		0-0-0		1-1-0			
0-0-0	0-0-0	0-0-0		NEUTRAL		0-0-0		0-0-0		0-0-0			
<hr/>													
RPI S	Opponent	Score		RPI S	Opponent	Score		RPI S	Opponent	Score			
18 A	Clemson	1	1			93 A	Liberty	0	1	112 H	Marshall	1	2
						94 A	Western Ky.	3	0	128 A	UNC Greensboro	1	0
										147 A	UNCW	2	4
										171 H	Louisiana Tech	3	0
										181 A	Fla. Atlantic	0	1
										186 A	FIU	2	1
										193 A	Coastal Caro.	1	2
										200 H	Davidson	2	0
										249 H	Southern Miss.	2	1
										276 H	Winthrop	4	0
<hr/>													
LAST 10 GAMES													
249 H Southern Miss.				2	1	181 A Fla. Atlantic				0	1		
171 H Louisiana Tech				3	0	200 H Davidson				2	0		
94 A Western Ky.				3	0	276 H Winthrop				4	0		
112 H Marshall				1	2	18 A Clemson				1	1		
186 A FIU				2	1	93 A Liberty				0	1		

Non-Div. I Games:

Charlotte

Average RPI Win: 188		WON-LOST RECORD	WINNING PCT. RANK	LAST 10 GAMES	STRENGTH OF SCHEDULE	OPP. STRENGTH OF SCHEDULE	TEAM RPI	ADJ RPI	CONF. RPI	ADJ CONF. RPI													
Average RPI Loss: 61																							
DIV. I ONLY		5-7-3	.43333	200	3-6-1	44	49	94	.54227	90	4	4											
DIV. I NON-CONF.		3-3-3	.5	154	1-2-1	30	74	73	.56411	70	3	3											
<hr/>																							
TOTALS		RPI 1-25		RPI 26-50		W-L RECORDS		RPI 51-100		RPI 101-150		RPI 150+											
5-7-3		0-3-1		1-1-1		OVERALL		0-1-1		0-1-0		4-1-0											
1-1-1		0-0-0		1-0-1		HOME		0-0-0		0-0-0		0-1-0											
2-6-1		0-3-0		0-1-0		AWAY		0-1-1		0-1-0		2-0-0											
2-0-1		0-0-1		0-0-0		NEUTRAL		0-0-0		0-0-0		2-0-0											
3-3-3		0-1-1		0-1-1		NON-CONFERENCE		0-1-1		0-0-0		3-0-0											
0-0-1		0-0-0		0-0-1		HOME		0-0-0		0-0-0		0-0-0											
1-3-1		0-1-0		0-0-		AWAY		0-1-1		0-0-0		1-0-0											
2-0-1		0-0-1		0-0-0		NEUTRAL		0-0-0		0-0-0		2-0-0											
2-4-0		0-2-0		1-0-0		CONFERENCE		0-0-0		0-1-0		1-1-0											
1-1-0		0-0-0		1-0-0		HOME		0-0-0		0-0-0		0-1-0											
1-3-0		0-2-0		0-0-0		AWAY		0-0-0		0-1-0		1-0-0											
0-0-0		0-0-0		0-0-0		NEUTRAL		0-0-0		0-0-0		0-0-0											
RPI	S	Opponent		Score		RPI	S	Opponent		Score		RPI	S	Opponent		Score							
6	A	Florida St.		0	2	27	A	Colgate		0	1	75	A	Drexel		2	2	106	A	Louisville		0	1
7	A	Penn St.		0	2	32	H	Boston College		3	0	97	A	Cincinnati		1	3	154	A	Miami (FL)		1	0
18	A	Clemson		0	1	39	H	UConn		1	1							165	H	Pittsburgh		0	1
25	N	Missouri		0	0													230	A	Albany (NY)		5	1
																		250	N	UMass Lowell		4	0
																		272	N	Vermont		3	2
<hr/>																							
LAST 10 GAMES																							
18 A Clemson						0	1	97 A Cincinnati						1	3								
6 A Florida St.						0	2	106 A Louisville						0	1								
32 H Boston College						3	0	75 A Drexel						2	2								
165 H Pittsburgh						0	1	27 A Colgate						0	1								
154 A Miami (FL)						1	0	272 N Vermont						3	2								

Non-Div. I Games:

Syracuse

Average RPI Win:		166	WON-LOST RECORD		WINNING PCT. RANK		LAST 10 GAMES		STRENGTH OF SCHEDULE		OPP. STRENGTH OF SCHEDULE		TEAM RPI		ADJ RPI		CONF. RPI		ADJ CONF. RPI					
DIV. I ONLY			7-6-2		.53333		150		5-3-2		96		75		96		.54144		91		9		9	
DIV. I NON-CONF.			4-5-1		.45		190		2-2-1		101		36		126		.52332		121		8		8	
TOTALS		RPI 1-25		RPI 26-50				W-L RECORDS				RPI 51-100				RPI 101-150				RPI 150+				
7-6-2		1-1-0		0-1-0				OVERALL				1-2-1				1-1-1				4-1-0				
6-3-0		1-0-0		0-0-0				HOME				1-1-0				1-1-0				3-1-0				
0-3-2		0-1-0		0-1-0				AWAY				0-1-1				0-0-1				0-0-0				
1-0-0		0-0-0		0-0-0				NEUTRAL				0-0-0				0-0-0				1-0-0				
4-5-1		1-1-0		0-0-0				NON-CONFERENCE				1-2-1				0-1-0				2-1-0				
3-3-0		1-0-0		0-0-0				HOME				1-1-0				0-1-0				1-1-0				
0-2-1		0-1-0		0-0-				AWAY				0-1-1				0-0-0				0-0-0				
1-0-0		0-0-0		0-0-0				NEUTRAL				0-0-0				0-0-0				1-0-0				
3-1-1		0-0-0		0-1-0				CONFERENCE				0-0-0				1-0-1				2-0-0				
3-0-0		0-0-0		0-0-0				HOME				0-0-0				1-0-0				2-0-0				
0-1-1		0-0-0		0-1-0				AWAY				0-0-0				0-0-1				0-0-0				
0-0-0		0-0-0		0-0-0				NEUTRAL				0-0-0				0-0-0				0-0-0				
RPI	S	Opponent		Score		RPI	S	Opponent		Score		RPI	S	Opponent		Score		RPI	S	Opponent		Score		
5	A	Texas A&M		0	3	40	A	Georgetown		0	4	60	A	Minnesota		0	1	108	A	St. John's (NY)		1	1	
12	H	Kansas		1	0							86	H	Nebraska		2	3	109	H	Northwestern		0	1	
												98	A	Colorado Col.		0	0	143	H	Creighton		7	2	
												100	H	LSU		2	1	164	H	Villanova		1	0	
																		194	H	Milwaukee		4	5	
																		217	N	New Mexico		2	1	
																		261	H	Loyola Chicago		3	0	
																		262	H	Xavier		1	0	
LAST 10 GAMES																								
						40	A	Georgetown		0	4	100	H	LSU		2	1							
						262	H	Xavier		1	0	12	H	Kansas		1	0							
						108	A	St. John's (NY)		1	1	5	A	Texas A&M		0	3							
						164	H	Villanova		1	0	194	H	Milwaukee		4	5							
						143	H	Creighton		7	2	98	A	Colorado Col.		0	0							

Non-Div. I Games:

Marquette

Average RPI Win:	244	WON-LOST RECORD	WINNING PCT. RANK	LAST 10 GAMES	STRENGTH OF SCHEDULE	OPP. STRENGTH OF SCHEDULE	TEAM RPI	ADJ RPI	CONF. RPI	ADJ CONF. RPI		
DIV. I ONLY		10-2-1	.80769	17	8-1-1	287	105	89	.54141	92	23	22
DIV. I NON-CONF.		4-2-1	.64286	91	2-1-1	243	42	122	.5224	125	22	21
<hr/>												
TOTALS	RPI 1-25	RPI 26-50		W-L RECORDS		RPI 51-100		RPI 101-150		RPI 150+		
10-2-1	0-1-0	0-1-0		OVERALL		0-0-1		1-0-0		9-0-0		
4-0-0	0-0-0	0-0-0		HOME		0-0-0		0-0-0		4-0-0		
5-1-1	0-1-0	0-0-0		AWAY		0-0-1		1-0-0		4-0-0		
1-1-0	0-0-0	0-1-0		NEUTRAL		0-0-0		0-0-0		1-0-0		
<hr/>												
4-2-1	0-1-0	0-1-0		NON-CONFERENCE		0-0-1		0-0-0		4-0-0		
2-0-0	0-0-0	0-0-0		HOME		0-0-0		0-0-0		2-0-0		
1-1-1	0-1-0	0-0-		AWAY		0-0-1		0-0-0		1-0-0		
1-1-0	0-0-0	0-1-0		NEUTRAL		0-0-0		0-0-0		1-0-0		
<hr/>												
6-0-0	0-0-0	0-0-0		CONFERENCE		0-0-0		1-0-0		5-0-0		
2-0-0	0-0-0	0-0-0		HOME		0-0-0		0-0-0		2-0-0		
4-0-0	0-0-0	0-0-0		AWAY		0-0-0		1-0-0		3-0-0		
0-0-0	0-0-0	0-0-0		NEUTRAL		0-0-0		0-0-0		0-0-0		
<hr/>												
RPI S	Opponent	Score		RPI S	Opponent	Score		RPI S	Opponent	Score		
5 A	Texas A&M	0	1	26 N	Arkansas	2	4	100 A	LSU	0	0	
								139 A	Abilene Christian	1	0	
								223 H	Oregon St.	2	0	
								235 H	Sam Houston St.	2	1	
								237 H	Lamar	2	1	
								240 A	La.-Monroe	3	2	
								247 N	Nevada	3	0	
								252 A	Houston Baptist	2	0	
								267 A	McNeese St.	1	0	
								297 A	Northwestern St.	4	0	
								304 H	Southern U.	7	0	
<hr/>												
LAST 10 GAMES												
139 A Abilene Christian				1	0	297 A Northwestern St.				4	0	
267 A McNeese St.				1	0	304 H Southern U.				7	0	
235 H Sam Houston St.				2	1	240 A La.-Monroe				3	2	
252 A Houston Baptist				2	0	100 A LSU				0	0	
237 H Lamar				2	1	26 N Arkansas				2	4	

Non-Div. I Games:

Stephen F. Austin

Average RPI Win: 175		WON-LOST	WINNING	LAST 10	STRENGTH OF		OPP. STRENGTH	TEAM	ADJ	CONF.	ADJ CONF.		
Average RPI Loss: 107		RECORD	PCT. RANK	GAMES	SCHEDULE		OF SCHEDULE	RPI	RPI	RPI	RPI		
DIV. I ONLY		7-5-0	.58333	115	5-5-0		101	148	92	.54102	94	11	11
DIV. I NON-CONF.		5-2-0	.71429	56	3-2-0		64	238	55	.58081	57	11	11
TOTALS		RPI 1-25	RPI 26-50		W-L RECORDS		RPI 51-100		RPI 101-150		RPI 150+		
7-5-0		0-0-0	0-0-0		OVERALL		0-2-0		2-2-0		5-1-0		
3-3-0		0-0-0	0-0-0		HOME		0-2-0		1-1-0		2-0-0		
3-2-0		0-0-0	0-0-0		AWAY		0-0-0		1-1-0		2-1-0		
1-0-0		0-0-0	0-0-0		NEUTRAL		0-0-0		0-0-0		1-0-0		
5-2-0		0-0-0	0-0-0		NON-CONFERENCE		0-1-0		1-0-0		4-1-0		
2-1-0		0-0-0	0-0-0		HOME		0-1-0		1-0-0		1-0-0		
2-1-0		0-0-0	0-0-		AWAY		0-0-0		0-0-0		2-1-0		
1-0-0		0-0-0	0-0-0		NEUTRAL		0-0-0		0-0-0		1-0-0		
2-3-0		0-0-0	0-0-0		CONFERENCE		0-1-0		1-2-0		1-0-0		
1-2-0		0-0-0	0-0-0		HOME		0-1-0		0-1-0		1-0-0		
1-1-0		0-0-0	0-0-0		AWAY		0-0-0		1-1-0		0-0-0		
0-0-0		0-0-0	0-0-0		NEUTRAL		0-0-0		0-0-0		0-0-0		
RPI S	Opponent	Score	RPI S	Opponent	Score	RPI S	Opponent	Score	RPI S	Opponent	Score		
						54 H	Tennessee	0 2	103 H	UTEP	1 2		
						89 H	Charlotte	0 3	112 A	Marshall	1 0		
									130 H	Mercer	1 0		
									137 A	Old Dominion	1 2		
									151 A	Lipscomb	2 0		
									153 A	Yale	0 2		
									161 H	Evansville	2 0		
									170 H	UTSA	3 1		
									225 N	Sacred Heart	2 1		
									278 A	Indiana St.	1 0		
LAST 10 GAMES													
						170 H	UTSA	3 1	278 A	Indiana St.	1 0		
						103 H	UTEP	1 2	225 N	Sacred Heart	2 1		
						89 H	Charlotte	0 3	153 A	Yale	0 2		
						137 A	Old Dominion	1 2	161 H	Evansville	2 0		
						112 A	Marshall	1 0	54 H	Tennessee	0 2		

Non-Div. I Games:

Western Ky.

Average RPI Win:	233	WON-LOST	WINNING	LAST 10	STRENGTH OF	OPP. STRENGTH	TEAM	ADJ	CONF.	ADJ CONF.	
Average RPI Loss:	171	RECORD	PCT. RANK	GAMES	SCHEDULE	OF SCHEDULE	RPI	RPI	RPI	RPI	
DIV. I ONLY	12-2-1	.83333	13	9-0-1	282	203	93	.54056	95	16	16
DIV. I NON-CONF.	8-2-0	.8	34	5-0-0	318	229	193	.48917	194	17	17
TOTALS	RPI 1-25	RPI 26-50	W-L RECORDS		RPI 51-100	RPI 101-150		RPI 150+			
12-2-1	0-0-0	0-0-0	OVERALL		0-0-0	3-0-0		9-2-1			
6-1-1	0-0-0	0-0-0	HOME		0-0-0	1-0-0		5-1-1			
5-0-0	0-0-0	0-0-0	AWAY		0-0-0	2-0-0		3-0-0			
1-1-0	0-0-0	0-0-0	NEUTRAL		0-0-0	0-0-0		1-1-0			
8-2-0	0-0-0	0-0-0	NON-CONFERENCE		0-0-0	0-0-0		8-2-0			
4-1-0	0-0-0	0-0-0	HOME		0-0-0	0-0-0		4-1-0			
3-0-0	0-0-0	0-0-	AWAY		0-0-0	0-0-0		3-0-0			
1-1-0	0-0-0	0-0-0	NEUTRAL		0-0-0	0-0-0		1-1-0			
4-0-1	0-0-0	0-0-0	CONFERENCE		0-0-0	3-0-0		1-0-1			
2-0-1	0-0-0	0-0-0	HOME		0-0-0	1-0-0		1-0-1			
2-0-0	0-0-0	0-0-0	AWAY		0-0-0	2-0-0		0-0-0			
0-0-0	0-0-0	0-0-0	NEUTRAL		0-0-0	0-0-0		0-0-0			
RPI S	Opponent	Score	RPI S	Opponent	Score	RPI S	Opponent	Score	RPI S	Opponent	Score
							102 A Texas St.	1 0			
							133 H Troy	2 1			
							150 A Appalachian St.	2 1			
							163 H La.-Lafayette	4 4			
							166 H UAB	1 2			
							176 N Kennesaw St.	1 2			
							203 A Mississippi St.	2 0			
							240 H La.-Monroe	7 2			
							245 H Nicholls St.	3 0			
							249 H Southern Miss.	6 0			
							252 H North Florida	1 0			
							290 N Tennessee Tech	5 0			
							303 H Francis Marion	5 0			
							304 A Southern U.	7 0			
							321 A Alabama A&M	6 2			
LAST 10 GAMES											
							150 A Appalachian St.	2 1			
							102 A Texas St.	1 0			
							163 H La.-Lafayette	4 4			
							240 H La.-Monroe	7 2			
							133 H Troy	2 1			
							303 H Francis Marion	5 0			
							252 H North Florida	1 0			
							321 A Alabama A&M	6 2			
							203 A Mississippi St.	2 0			
							304 A Southern U.	7 0			

Non-Div. I Games:

South Ala.

Average RPI Win: 187		WON-LOST	WINNING	LAST 10	STRENGTH OF		OPP. STRENGTH	TEAM	ADJ		CONF.	ADJ CONF.			
Average RPI Loss: 56		RECORD	PCT. RANK	GAMES	SCHEDULE		OF SCHEDULE	RPI	RPI		RPI	RPI			
DIV. I ONLY		7-5-2	.57143	121	4-4-2		126	78	101	.53993	96	3	2		
DIV. I NON-CONF.		6-3-1	.65	85	3-2-1		195	115	110	.53506	106	4	4		
TOTALS		RPI 1-25	RPI 26-50		W-L RECORDS		RPI 51-100		RPI 101-150		RPI 150+				
7-5-2		0-2-0	0-1-1		OVERALL		2-1-0		0-1-0		5-0-1				
5-1-2		0-1-0	0-0-1		HOME		1-0-0		0-0-0		4-0-1				
2-4-0		0-1-0	0-1-0		AWAY		1-1-0		0-1-0		1-0-0				
0-0-0		0-0-0	0-0-0		NEUTRAL		0-0-0		0-0-0		0-0-0				
6-3-1		0-1-0	0-0-0		NON-CONFERENCE		2-1-0		0-1-0		4-0-1				
4-0-1		0-0-0	0-0-0		HOME		1-0-0		0-0-0		3-0-1				
2-3-0		0-1-0	0-0-		AWAY		1-1-0		0-1-0		1-0-0				
0-0-0		0-0-0	0-0-0		NEUTRAL		0-0-0		0-0-0		0-0-0				
1-2-1		0-1-0	0-1-1		CONFERENCE		0-0-0		0-0-0		1-0-0				
1-1-1		0-1-0	0-0-1		HOME		0-0-0		0-0-0		1-0-0				
0-1-0		0-0-0	0-1-0		AWAY		0-0-0		0-0-0		0-0-0				
0-0-0		0-0-0	0-0-0		NEUTRAL		0-0-0		0-0-0		0-0-0				
RPI S	Opponent	Score		RPI S	Opponent	Score		RPI S	Opponent	Score		RPI S	Opponent	Score	
12 H	Kansas	0	1	34 A	Oklahoma St.	0	2	51 A	BYU	2	1	148 A	Utah Valley	1	2
24 A	Notre Dame	0	1	45 H	TCU	1	1	64 A	Illinois St.	1	2	156 H	Iowa St.	2	0
								66 H	Rice	1	0	170 A	UTSA	4	0
												224 H	Oral Roberts	0	0
												252 H	Houston Baptist	2	0
												297 H	Northwestern St.	5	0
												315 H	Incarnate Word	5	0
LAST 10 GAMES															
				34 A	Oklahoma St.	0	2	170 A	UTSA	4	0				
				45 H	TCU	1	1	64 A	Illinois St.	1	2				
				156 H	Iowa St.	2	0	24 A	Notre Dame	0	1				
				12 H	Kansas	0	1	297 H	Northwestern St.	5	0				
				224 H	Oral Roberts	0	0	315 H	Incarnate Word	5	0				

Non-Div. I Games:

Baylor

Average RPI Win:	169	WON-LOST RECORD	WINNING PCT. RANK	LAST 10 GAMES	STRENGTH OF SCHEDULE	OPP. STRENGTH OF SCHEDULE	TEAM RPI	ADJ RPI	CONF. RPI	ADJ CONF. RPI	
DIV. I ONLY		8-5-2	.6 106	5-4-1	141	76	95	.53938	97	6 6	
DIV. I NON-CONF.		6-2-2	.7 65	3-1-1	234	93	108	.53301	110	6 6	
<hr/>											
TOTALS	RPI 1-25	RPI 26-50		W-L RECORDS		RPI 51-100		RPI 101-150		RPI 150+	
8-5-2	0-0-0	1-2-0		OVERALL		2-3-0		1-0-2		4-0-0	
5-1-1	0-0-0	1-0-0		HOME		1-1-0		0-0-1		3-0-0	
3-4-1	0-0-0	0-2-0		AWAY		1-2-0		1-0-1		1-0-0	
0-0-0	0-0-0	0-0-0		NEUTRAL		0-0-0		0-0-0		0-0-0	
6-2-2	0-0-0	0-1-0		NON-CONFERENCE		1-1-0		1-0-2		4-0-0	
4-0-1	0-0-0	0-0-0		HOME		1-0-0		0-0-1		3-0-0	
2-2-1	0-0-0	0-0-		AWAY		0-1-0		1-0-1		1-0-0	
0-0-0	0-0-0	0-0-0		NEUTRAL		0-0-0		0-0-0		0-0-0	
2-3-0	0-0-0	1-1-0		CONFERENCE		1-2-0		0-0-0		0-0-0	
1-1-0	0-0-0	1-0-0		HOME		0-1-0		0-0-0		0-0-0	
1-2-0	0-0-0	0-1-0		AWAY		1-1-0		0-0-0		0-0-0	
0-0-0	0-0-0	0-0-0		NEUTRAL		0-0-0		0-0-0		0-0-0	
<hr/>											
RPI S	Opponent	Score	RPI S	Opponent	Score	RPI S	Opponent	Score	RPI S	Opponent	Score
			31 A	DePaul	1 3	62 A	Tulsa	1 2	104 A	Samford	2 1
			39 H	UConn	3 0	72 H	Temple	1 2	112 A	Marshall	1 1
			47 A	Memphis	1 3	76 A	Vanderbilt	2 3	149 H	UC Santa Barbara	2 2
						78 A	East Carolina	3 0	203 A	Mississippi St.	1 0
						90 H	Syracuse	3 1	262 H	Xavier	2 0
									287 H	Saint Francis (PA)	5 0
									292 H	Eastern Ky.	9 0
<hr/>											
LAST 10 GAMES											
			62 A	Tulsa	1 2	90 H	Syracuse	3 1			
			47 A	Memphis	1 3	31 A	DePaul	1 3			
			78 A	East Carolina	3 0	262 H	Xavier	2 0			
			39 H	UConn	3 0	112 A	Marshall	1 1			
			72 H	Temple	1 2	287 H	Saint Francis (PA)	5 0			

Non-Div. I Games:

Cincinnati

Average RPI Win:	238	WON-LOST	WINNING	LAST 10	STRENGTH OF	OPP. STRENGTH	TEAM	ADJ	CONF.	ADJ CONF.		
Average RPI Loss:	101	RECORD	PCT. RANK	GAMES	SCHEDULE	OF SCHEDULE	RPI	RPI	RPI	RPI		
DIV. I ONLY	7-4-3	.60714	97	5-3-2	118	163	98	.53891	98	17	17	
DIV. I NON-CONF.	4-2-2	.625	97	2-1-1	171	151	109	.53362	108	16	16	
<hr/>												
TOTALS	RPI 1-25	RPI 26-50		W-L RECORDS		RPI 51-100		RPI 101-150		RPI 150+		
7-4-3	0-0-0	0-1-1		OVERALL		0-1-1		0-1-1		7-1-0		
5-0-2	0-0-0	0-0-0		HOME		0-0-1		0-0-1		5-0-0		
2-4-1	0-0-0	0-1-1		AWAY		0-1-0		0-1-0		2-1-0		
0-0-0	0-0-0	0-0-0		NEUTRAL		0-0-0		0-0-0		0-0-0		
<hr/>												
4-2-2	0-0-0	0-0-1		NON-CONFERENCE		0-1-1		0-0-0		4-1-0		
4-0-1	0-0-0	0-0-0		HOME		0-0-1		0-0-0		4-0-0		
0-2-1	0-0-0	0-1-		AWAY		0-1-0		0-0-0		0-1-0		
0-0-0	0-0-0	0-0-0		NEUTRAL		0-0-0		0-0-0		0-0-0		
<hr/>												
3-2-1	0-0-0	0-1-0		CONFERENCE		0-0-0		0-1-1		3-0-0		
1-0-1	0-0-0	0-0-0		HOME		0-0-0		0-0-1		1-0-0		
2-2-0	0-0-0	0-1-0		AWAY		0-0-0		0-1-0		2-0-0		
0-0-0	0-0-0	0-0-0		NEUTRAL		0-0-0		0-0-0		0-0-0		
<hr/>												
RPI	S	Opponent	Score	RPI	S	Opponent	Score	RPI	S	Opponent	Score	
				27	A	Colgate	0 0	51	A	BYU	0 4	
				42	A	San Diego St.	0 3	91	H	Marquette	0 0	
										118	A Wyoming	2 3
										142	H Utah St.	1 1
										191	A Northern Colo.	2 3
										207	H Boise St.	3 1
										210	H Denver	3 2
										217	A New Mexico	2 0
										241	H Central Mich.	3 1
										258	A Colorado St.	3 2
										263	H Oakland	1 0
										271	H Weber St.	5 2
				LAST 10 GAMES								
				258	A	Colorado St.	3 2	142	H	Utah St.	1 1	
				118	A	Wyoming	2 3	51	A	BYU	0 4	
				217	A	New Mexico	2 0	241	H	Central Mich.	3 1	
				42	A	San Diego St.	0 3	263	H	Oakland	1 0	
				207	H	Boise St.	3 1	91	H	Marquette	0 0	

Non-Div. I Games:

Colorado Col.

Non-Div. I Games:

Tie,
 Loss,
 Non-Conf,
 S Site, H Home, A Away, N Neutral

Page 99

LSU

LSU

Average RPI Win: 213		WON-LOST	WINNING	LAST 10	STRENGTH OF	OPP. STRENGTH	TEAM	ADJ	CONF.	ADJ CONF.		
Average RPI Loss: 118		RECORD	PCT. RANK	GAMES	SCHEDULE	OF SCHEDULE	RPI	RPI	RPI	RPI		
DIV. I ONLY		8-3-2	.69231	56	6-2-2	186	181	97	.53767	101	19	19
DIV. I NON-CONF.		6-2-0	.75	44	4-1-0	227	134	94	.54512	96	21	22
<hr/>												
TOTALS		RPI 1-25		RPI 26-50		W-L RECORDS		RPI 51-100		RPI 101-150		RPI 150+
8-3-2		0-1-0		0-1-0		OVERALL		0-0-0		0-0-1		8-1-1
3-3-1		0-1-0		0-1-0		HOME		0-0-0		0-0-1		3-1-0
5-0-1		0-0-0		0-0-0		AWAY		0-0-0		0-0-0		5-0-1
0-0-0		0-0-0		0-0-0		NEUTRAL		0-0-0		0-0-0		0-0-0
6-2-0		0-1-0		0-1-0		NON-CONFERENCE		0-0-0		0-0-0		6-0-0
3-2-0		0-1-0		0-1-0		HOME		0-0-0		0-0-0		3-0-0
3-0-0		0-0-0		0-0-		AWAY		0-0-0		0-0-0		3-0-0
0-0-0		0-0-0		0-0-0		NEUTRAL		0-0-0		0-0-0		0-0-0
2-1-2		0-0-0		0-0-0		CONFERENCE		0-0-0		0-0-1		2-1-1
0-1-1		0-0-0		0-0-0		HOME		0-0-0		0-0-1		0-1-0
2-0-1		0-0-0		0-0-0		AWAY		0-0-0		0-0-0		2-0-1
0-0-0		0-0-0		0-0-0		NEUTRAL		0-0-0		0-0-0		0-0-0
RPI	S	Opponent		Score		RPI	S	Opponent		Score		
21	H	Georgia		0 4		36	H	Auburn		1 2		

Non-Div. I Games:

Furman

Average RPI Win:	241	WON-LOST	WINNING	LAST 10	STRENGTH OF	OPP. STRENGTH	TEAM	ADJ	CONF.	ADJ CONF.	
Average RPI Loss:	86	RECORD	PCT. RANK	GAMES	SCHEDULE	OF SCHEDULE	RPI	RPI	RPI	RPI	
DIV. I ONLY	9-4-1	.67857	60	5-4-0	175	202	102	.53611	102	16	16
DIV. I NON-CONF.	5-3-1	.61111	106	1-3-0	271	166	190	.49149	190	17	17
<hr/>											
TOTALS	RPI 1-25	RPI 26-50		W-L RECORDS	RPI 51-100		RPI 101-150		RPI 150+		
9-4-1	0-0-0	0-2-0		OVERALL	0-1-0		2-0-1		7-1-0		
5-4-0	0-0-0	0-2-0		HOME	0-1-0		2-0-0		3-1-0		
4-0-1	0-0-0	0-0-0		AWAY	0-0-0		0-0-1		4-0-0		
0-0-0	0-0-0	0-0-0		NEUTRAL	0-0-0		0-0-0		0-0-0		
5-3-1	0-0-0	0-2-0		NON-CONFERENCE	0-0-0		0-0-1		5-1-0		
3-3-0	0-0-0	0-2-0		HOME	0-0-0		0-0-0		3-1-0		
2-0-1	0-0-0	0-0-		AWAY	0-0-0		0-0-1		2-0-0		
0-0-0	0-0-0	0-0-0		NEUTRAL	0-0-0		0-0-0		0-0-0		
4-1-0	0-0-0	0-0-0		CONFERENCE	0-1-0		2-0-0		2-0-0		
2-1-0	0-0-0	0-0-0		HOME	0-1-0		2-0-0		0-0-0		
2-0-0	0-0-0	0-0-0		AWAY	0-0-0		0-0-0		2-0-0		
0-0-0	0-0-0	0-0-0		NEUTRAL	0-0-0		0-0-0		0-0-0		
RPI S	Opponent	Score	RPI S	Opponent	Score	RPI S	Opponent	Score	RPI S	Opponent	Score
			33 H	Texas	0 2	95 H	South Ala.	0 1	103 A	UTEP	0 0
			45 H	TCU	0 1				133 H	Troy	2 0
									150 H	Appalachian St.	2 1
									170 H	UTSA	2 3
									184 A	UALR	2 1
									237 A	Lamar	3 0
									256 H	A&M-Corpus Christi	2 0
									296 A	Arkansas St.	2 1
									297 H	Northwestern St.	3 0
									300 A	New Mexico St.	2 1
									317 H	Prairie View	2 0
			LAST 10 GAMES								
			133 H	Troy	2 0	33 H	Texas	0 2			
			95 H	South Ala.	0 1	317 H	Prairie View	2 0			
			150 H	Appalachian St.	2 1	170 H	UTSA	2 3			
			184 A	UALR	2 1	45 H	TCU	0 1			
			296 A	Arkansas St.	2 1	237 A	Lamar	3 0			

Non-Div. I Games:

Texas St.

Average RPI Win: 199		WON-LOST RECORD		WINNING PCT. RANK		LAST 10 GAMES		STRENGTH OF SCHEDULE		OPP. STRENGTH OF SCHEDULE		TEAM RPI		ADJ RPI		CONF. RPI		ADJ CONF. RPI	
DIV. I ONLY		9-5-2		.625 89		4-5-1		132		166		103		.53574 103		11		11	
DIV. I NON-CONF.		6-3-1		.65 85		1-3-0		233		228		144		.5099 143		11		11	
TOTALS		RPI 1-25		RPI 26-50		W-L RECORDS		RPI 51-100		RPI 101-150		RPI 150+							
9-5-2		0-0-0		0-0-0		OVERALL		2-1-0		2-2-2		5-2-0							
5-3-1		0-0-0		0-0-0		HOME		1-1-0		0-1-1		4-1-0							
4-2-1		0-0-0		0-0-0		AWAY		1-0-0		2-1-1		1-1-0							
0-0-0		0-0-0		0-0-0		NEUTRAL		0-0-0		0-0-0		0-0-0							
6-3-1		0-0-0		0-0-0		NON-CONFERENCE		0-0-0		1-2-1		5-1-0							
4-2-1		0-0-0		0-0-0		HOME		0-0-0		0-1-1		4-1-0							
2-1-0		0-0-0		0-0-		AWAY		0-0-0		1-1-0		1-0-0							
0-0-0		0-0-0		0-0-0		NEUTRAL		0-0-0		0-0-0		0-0-0							
3-2-1		0-0-0		0-0-0		CONFERENCE		2-1-0		1-0-1		0-1-0							
1-1-0		0-0-0		0-0-0		HOME		1-1-0		0-0-0		0-0-0							
2-1-1		0-0-0		0-0-0		AWAY		1-0-0		1-0-1		0-1-0							
0-0-0		0-0-0		0-0-0		NEUTRAL		0-0-0		0-0-0		0-0-0							
RPI	S	Opponent		Score		RPI	S	Opponent		Score		RPI	S	Opponent		Score			
								66 H Rice		1 0				102 H Texas St.		0 0			
								69 H North Texas		0 1				112 A Marshall		0 0			
								94 A Western Ky.		2 1				127 H Northern Ariz.		0 1			
														139 A Abilene Christian		1 0			
														143 A Middle Tenn.		1 0			
														148 A Utah Valley		0 2			
														157 H UNLV		0 1			
														166 A UAB		0 2			
														213 H Southern Utah		4 2			
														252 H Houston Baptist		2 1			
														271 A Weber St.		2 1			
														300 H New Mexico St.		5 0			
														315 H Incarnate Word		4 0			
LAST 10 GAMES																			
								112 A Marshall		0 0				143 A Middle Tenn.		1 0			
								94 A Western Ky.		2 1				127 H Northern Ariz.		0 1			
								66 H Rice		1 0				157 H UNLV		0 1			
								69 H North Texas		0 1				271 A Weber St.		2 1			
								166 A UAB		0 2				148 A Utah Valley		0 2			

Non-Div. I Games:

UTEP

Average RPI Win: 214		WON-LOST	WINNING	LAST 10	STRENGTH OF	OPP. STRENGTH	TEAM	ADJ	CONF.	ADJ CONF.							
Average RPI Loss: 102		RECORD	PCT. RANK	GAMES	SCHEDULE	OF SCHEDULE	RPI	RPI	RPI	RPI							
DIV. I ONLY		9-6-0	.6	106	6-4-0	123	183	106	.53527	104	19	19					
DIV. I NON-CONF.		5-5-0	.5	154	2-3-0	75	108	104	.53736	103	21	22					
<hr/>																	
TOTALS		RPI 1-25		RPI 26-50		W-L RECORDS		RPI 51-100		RPI 101-150		RPI 150+					
9-6-0		0-2-0		1-0-0		OVERALL		0-1-0		1-0-0		7-3-0					
2-4-0		0-1-0		0-0-0		HOME		0-1-0		0-0-0		2-2-0					
7-2-0		0-1-0		1-0-0		AWAY		0-0-0		1-0-0		5-1-0					
0-0-0		0-0-0		0-0-0		NEUTRAL		0-0-0		0-0-0		0-0-0					
5-5-0		0-2-0		1-0-0		NON-CONFERENCE		0-1-0		0-0-0		4-2-0					
1-3-0		0-1-0		0-0-0		HOME		0-1-0		0-0-0		1-1-0					
4-2-0		0-1-0		1-0-		AWAY		0-0-0		0-0-0		3-1-0					
0-0-0		0-0-0		0-0-0		NEUTRAL		0-0-0		0-0-0		0-0-0					
4-1-0		0-0-0		0-0-0		CONFERENCE		0-0-0		1-0-0		3-1-0					
1-1-0		0-0-0		0-0-0		HOME		0-0-0		0-0-0		1-1-0					
3-0-0		0-0-0		0-0-0		AWAY		0-0-0		1-0-0		2-0-0					
0-0-0		0-0-0		0-0-0		NEUTRAL		0-0-0		0-0-0		0-0-0					
RPI	S	Opponent		Score		RPI	S	Opponent		Score		RPI	S	Opponent		Score	
9	H	Virginia		1	3	36	A	Auburn		2	1	97	H	Cincinnati		1	2
16	A	South Carolina		0	2									128 A UNC Greensboro		1	0
														151 A Lipscomb		0	2
														160 H East Tenn. St.		1	3
														176 H Kennesaw St.		2	4
														189 A Georgia St.		2	1
														209 H Belmont		2	0
														222 H Western Caro.		4	1
														228 A Jacksonville St.		3	2
														268 A Austin Peay		3	1
														318 A VMI		5	0
														328 A Chattanooga		3	0
<hr/>																	
LAST 10 GAMES																	
128 A UNC Greensboro						1	0	176 H Kennesaw St.						2	4		
318 A VMI						5	0	268 A Austin Peay						3	1		
222 H Western Caro.						4	1	151 A Lipscomb						0	2		
160 H East Tenn. St.						1	3	36 A Auburn						2	1		
328 A Chattanooga						3	0	9 H Virginia						1	3		

Non-Div. I Games:

Samford

Average RPI Win: 202		WON-LOST	WINNING	LAST 10	STRENGTH OF		OPP. STRENGTH	TEAM	ADJ	CONF.	ADJ CONF.
Average RPI Loss: 100		RECORD	PCT. RANK	GAMES	SCHEDULE		OF SCHEDULE	RPI	RPI	RPI	RPI
DIV. I ONLY		8-5-1	.60714	97	6-3-1		130	152	105	.535	105
DIV. I NON-CONF.		6-4-0	.6	114	4-2-0		90	153	86	.55002	86
TOTALS		RPI 1-25	RPI 26-50		W-L RECORDS		RPI 51-100		RPI 101-150		RPI 150+
8-5-1		0-1-0	0-0-0		OVERALL		1-2-0		2-0-0		5-2-1
4-1-0		0-0-0	0-0-0		HOME		1-0-0		2-0-0		1-1-0
4-3-1		0-1-0	0-0-0		AWAY		0-1-0		0-0-0		4-1-1
0-1-0		0-0-0	0-0-0		NEUTRAL		0-1-0		0-0-0		0-0-0
6-4-0		0-1-0	0-0-0		NON-CONFERENCE		1-2-0		2-0-0		3-1-0
3-0-0		0-0-0	0-0-0		HOME		1-0-0		2-0-0		0-0-0
3-3-0		0-1-0	0-0-		AWAY		0-1-0		0-0-0		3-1-0
0-1-0		0-0-0	0-0-0		NEUTRAL		0-1-0		0-0-0		0-0-0
2-1-1		0-0-0	0-0-0		CONFERENCE		0-0-0		0-0-0		2-1-1
1-1-0		0-0-0	0-0-0		HOME		0-0-0		0-0-0		1-1-0
1-0-1		0-0-0	0-0-0		AWAY		0-0-0		0-0-0		1-0-1
0-0-0		0-0-0	0-0-0		NEUTRAL		0-0-0		0-0-0		0-0-0
RPI S	Opponent	Score	RPI S	Opponent	Score	RPI S	Opponent	Score	RPI S	Opponent	Score
9 A	Virginia	0 4				54 N	Tennessee	1 3	111 H	James Madison	4 2
						56 A	William & Mary	1 4	137 H	Old Dominion	3 2
						74 H	Princeton	3 2	167 H	Saint Joseph's	1 2
									192 A	Duquesne	2 2
									200 A	Davidson	1 0
									214 A	Campbell	2 3
									234 A	Longwood	2 1
									243 H	St. Bonaventure	5 0
									298 A	Citadel	2 1
									316 A	Charleston So.	3 1
LAST 10 GAMES											
			200 A	Davidson	1 0	137 H	Old Dominion	3 2			
			243 H	St. Bonaventure	5 0	74 H	Princeton	3 2			
			192 A	Duquesne	2 2	54 N	Tennessee	1 3			
			111 H	James Madison	4 2	56 A	William & Mary	1 4			
			167 H	Saint Joseph's	1 2	316 A	Charleston So.	3 1			

Non-Div. I Games:

Richmond

Average RPI Win:	147	WON-LOST	WINNING	LAST 10	STRENGTH OF	OPP. STRENGTH	TEAM	ADJ	CONF.	ADJ CONF.	
Average RPI Loss:	66	RECORD	PCT. RANK	GAMES	SCHEDULE	OF SCHEDULE	RPI	RPI	RPI	RPI	
DIV. I ONLY	5-6-2	.46154	192	3-5-2	77	54	107	.53403	106	4	4
DIV. I NON-CONF.	3-4-0	.42857	209	1-3-0	19	147	89	.54853	89	3	3
TOTALS	RPI 1-25	RPI 26-50	W-L RECORDS	RPI 51-100	RPI 101-150	RPI 150+					
5-6-2	0-1-0	1-2-0	OVERALL	1-2-1	1-0-0	2-1-1					
4-3-0	0-0-0	1-2-0	HOME	1-1-0	1-0-0	1-0-0					
1-3-2	0-1-0	0-0-0	AWAY	0-1-1	0-0-0	1-1-1					
0-0-0	0-0-0	0-0-0	NEUTRAL	0-0-0	0-0-0	0-0-0					
3-4-0	0-0-0	1-1-0	NON-CONFERENCE	0-2-0	1-0-0	1-1-0					
2-2-0	0-0-0	1-1-0	HOME	0-1-0	1-0-0	0-0-0					
1-2-0	0-0-0	0-0-	AWAY	0-1-0	0-0-0	1-1-0					
0-0-0	0-0-0	0-0-0	NEUTRAL	0-0-0	0-0-0	0-0-0					
2-2-2	0-1-0	0-1-0	CONFERENCE	1-0-1	0-0-0	1-0-1					
2-1-0	0-0-0	0-1-0	HOME	1-0-0	0-0-0	1-0-0					
0-1-2	0-1-0	0-0-0	AWAY	0-0-1	0-0-0	0-0-1					
0-0-0	0-0-0	0-0-0	NEUTRAL	0-0-0	0-0-0	0-0-0					
RPI S Opponent	Score	RPI S Opponent	Score	RPI S Opponent	Score	RPI S Opponent	Score				
6 A Florida St.	0 6	32 H Boston College	0 1	59 A Duke	0 0	131 H Kent St.	3 2				
		41 H Kentucky	0 2	70 A Illinois	0 2	154 A Miami (FL)	1 1				
		43 H Ole Miss	1 0	73 H Miami (OH)	1 2	174 A Morehead St.	0 2				
				90 H Syracuse	1 0	218 H North Carolina St.	1 0				
						255 A Wright St.	2 1				
LAST 10 GAMES											
		32 H Boston College	0 1	90 H Syracuse	1 0						
		218 H North Carolina St.	1 0	131 H Kent St.	3 2						
		59 A Duke	0 0	174 A Morehead St.	0 2						
		154 A Miami (FL)	1 1	73 H Miami (OH)	1 2						
		6 A Florida St.	0 6	41 H Kentucky	0 2						

Non-Div. I Games:

Louisville

Average RPI Win: 173		WON-LOST RECORD		WINNING PCT. RANK		LAST 10 GAMES		STRENGTH OF SCHEDULE		OPP. STRENGTH OF SCHEDULE		TEAM RPI		ADJ RPI		CONF. RPI		ADJ CONF. RPI	
DIV. I ONLY		5-5-5		.5 159		3-4-3		94		81		109		.53395 107		14		14	
DIV. I NON-CONF.		4-4-3		.5 154		2-3-1		62		49		85		.55246 84		13		13	
TOTALS		RPI 1-25		RPI 26-50		W-L RECORDS		RPI 51-100		RPI 101-150		RPI 150+							
5-5-5		1-1-0		0-2-1		OVERALL		0-1-2		1-0-1		3-1-1							
4-2-3		1-0-0		0-1-0		HOME		0-0-2		1-0-1		2-1-0							
1-2-1		0-1-0		0-0-0		AWAY		0-1-0		0-0-0		1-0-1							
0-1-1		0-0-0		0-1-1		NEUTRAL		0-0-0		0-0-0		0-0-0							
4-4-3		1-1-0		0-2-1		NON-CONFERENCE		0-1-2		0-0-0		3-0-0							
3-1-2		1-0-0		0-1-0		HOME		0-0-2		0-0-0		2-0-0							
1-2-0		0-1-0		0-0-		AWAY		0-1-0		0-0-0		1-0-0							
0-1-1		0-0-0		0-1-1		NEUTRAL		0-0-0		0-0-0		0-0-0							
1-1-2		0-0-0		0-0-0		CONFERENCE		0-0-0		1-0-1		0-1-1							
1-1-1		0-0-0		0-0-0		HOME		0-0-0		1-0-1		0-1-0							
0-0-1		0-0-0		0-0-0		AWAY		0-0-0		0-0-0		0-0-1							
0-0-0		0-0-0		0-0-0		NEUTRAL		0-0-0		0-0-0		0-0-0							
RPI	S	Opponent		Score		RPI	S	Opponent		Score		RPI	S	Opponent		Score			
20	A	UCF		0	1	40	N	Georgetown		0	0	51	A	BYU		0	2		
21	H	Georgia		3	2	48	N	Southern California		0	1	63	H	San Diego		0	0		
						49	H	Santa Clara		1	2	85	H	Wake Forest		1	1		
														122 H UC Irvine		1	1		
														149 H UC Santa Barbara		2	0		
														168 H Cal Poly		0	3		
														186 A FIU		3	1		
														210 H Denver		2	1		
														211 A Cal St. Fullerton		0	0		
														299 H Bakersfield		2	0		
LAST 10 GAMES																			
						122	H	UC Irvine		1	1	186	A	FIU		3	1		
						211	A	Cal St. Fullerton		0	0	20	A	UCF		0	1		
						149	H	UC Santa Barbara		2	0	85	H	Wake Forest		1	1		
						168	H	Cal Poly		0	3	51	A	BYU		0	2		
						49	H	Santa Clara		1	2	299	H	Bakersfield		2	0		

Non-Div. I Games:

Long Beach St.

Average RPI Win:	205	WON-LOST	WINNING	LAST 10	STRENGTH OF	OPP. STRENGTH	TEAM	ADJ	CONF.	ADJ CONF.	
Average RPI Loss:	94	RECORD	PCT. RANK	GAMES	SCHEDULE	OF SCHEDULE	RPI	RPI	RPI	RPI	
DIV. I ONLY	8-5-1	.60714	97	5-4-1	146	118	104	.53373	108	9	9
DIV. I NON-CONF.	4-5-0	.44444	194	1-4-0	136	97	164	.50077	166	8	8
<hr/>											
TOTALS	RPI 1-25	RPI 26-50		W-L RECORDS		RPI 51-100		RPI 101-150		RPI 150+	
8-5-1	0-1-0	0-1-0		OVERALL		0-0-1		1-2-0		7-1-0	
4-1-1	0-0-0	0-0-0		HOME		0-0-1		0-0-0		4-1-0	
4-4-0	0-1-0	0-1-0		AWAY		0-0-0		1-2-0		3-0-0	
0-0-0	0-0-0	0-0-0		NEUTRAL		0-0-0		0-0-0		0-0-0	
<hr/>											
4-5-0	0-1-0	0-1-0		NON-CONFERENCE		0-0-0		0-2-0		4-1-0	
3-1-0	0-0-0	0-0-0		HOME		0-0-0		0-0-0		3-1-0	
1-4-0	0-1-0	0-0-		AWAY		0-0-0		0-2-0		1-0-0	
0-0-0	0-0-0	0-0-0		NEUTRAL		0-0-0		0-0-0		0-0-0	
<hr/>											
4-0-1	0-0-0	0-0-0		CONFERENCE		0-0-1		1-0-0		3-0-0	
1-0-1	0-0-0	0-0-0		HOME		0-0-1		0-0-0		1-0-0	
3-0-0	0-0-0	0-0-0		AWAY		0-0-0		1-0-0		2-0-0	
0-0-0	0-0-0	0-0-0		NEUTRAL		0-0-0		0-0-0		0-0-0	
<hr/>											
RPI S	Opponent	Score		RPI S	Opponent	Score		RPI S	Opponent	Score	
6 A	Florida St.	0	4	39 A	UConn	1	4	91 H	Marquette	1	1
								114 A	Army	1	2
								129 A	Dartmouth	0	2
								143 A	Creighton	1	0
								164 A	Villanova	1	0
								172 A	Delaware	2	1
								180 H	Central Conn. St.	2	0
								182 H	Brown	1	2
								202 H	Butler	2	1
								226 H	Stony Brook	1	0
								262 A	Xavier	2	0
287 H	Saint Francis (PA)	3	0								
LAST 10 GAMES											
164 A Villanova				1	0	226 H Stony Brook				1	0
202 H Butler				2	1	129 A Dartmouth				0	2
91 H Marquette				1	1	39 A UConn				1	4
143 A Creighton				1	0	6 A Florida St.				0	4
262 A Xavier				2	0	182 H Brown				1	2

Non-Div. I Games:

St. John's (NY)

Average RPI Win:		156	WON-LOST RECORD		WINNING PCT. RANK	LAST 10 GAMES	STRENGTH OF SCHEDULE		OPP. STRENGTH OF SCHEDULE	TEAM RPI	ADJ RPI	CONF. RPI	ADJ CONF. RPI
Average RPI Loss:		82											
DIV. I ONLY		5-7-2			.42857 205	2-6-2	56		82	113	.53171 109	5	5
DIV. I NON-CONF.		4-1-1			.75 44	1-0-1	46		216	37	.60394 37	5	5
TOTALS		RPI 1-25	RPI 26-50		W-L RECORDS		RPI 51-100		RPI 101-150		RPI 150+		
5-7-2		0-2-1	0-0-0		OVERALL		3-3-1		0-1-0		2-1-0		
3-3-0		0-1-0	0-0-0		HOME		2-1-0		0-1-0		1-0-0		
2-3-2		0-1-1	0-0-0		AWAY		1-2-1		0-0-0		1-0-0		
0-1-0		0-0-0	0-0-0		NEUTRAL		0-0-0		0-0-0		0-1-0		
4-1-1		0-0-1	0-0-0		NON-CONFERENCE		2-0-0		0-0-0		2-1-0		
2-0-0		0-0-0	0-0-0		HOME		1-0-0		0-0-0		1-0-0		
2-0-1		0-0-1	0-0-		AWAY		1-0-0		0-0-0		1-0-0		
0-1-0		0-0-0	0-0-0		NEUTRAL		0-0-0		0-0-0		0-1-0		
1-6-1		0-2-0	0-0-0		CONFERENCE		1-3-1		0-1-0		0-0-0		
1-3-0		0-1-0	0-0-0		HOME		1-1-0		0-1-0		0-0-0		
0-3-1		0-1-0	0-0-0		AWAY		0-2-1		0-0-0		0-0-0		
0-0-0		0-0-0	0-0-0		NEUTRAL		0-0-0		0-0-0		0-0-0		
RPI S	Opponent	Score	RPI S	Opponent	Score	RPI S	Opponent	Score	RPI S	Opponent	Score		
7 A	Penn St.	1 4				68 A	Iowa	0 1	121 H	Indiana	0 1		
15 H	Wisconsin	0 2				70 H	Illinois	2 0	178 N	Fairleigh Dickinson	0 1		
25 A	Missouri	0 0				73 H	Miami (OH)	3 1	242 A	Saint Louis	1 0		
						83 H	Purdue	1 2	306 H	Ill.-Chicago	6 0		
						86 A	Nebraska	1 1					
						91 A	Marquette	1 0					
						99 A	Ohio St.	1 3					
LAST 10 GAMES													
15 H	Wisconsin	0 2	83 H	Purdue	1 2								
70 H	Illinois	2 0	68 A	Iowa	0 1								
99 A	Ohio St.	1 3	86 A	Nebraska	1 1								
7 A	Penn St.	1 4	242 A	Saint Louis	1 0								
121 H	Indiana	0 1	25 A	Missouri	0 0								

Non-Div. I Games:

Northwestern

Average RPI Win: 256		WON-LOST RECORD		WINNING PCT. RANK		LAST 10 GAMES		STRENGTH OF SCHEDULE		OPP. STRENGTH OF SCHEDULE		TEAM RPI		ADJ RPI		CONF. RPI		ADJ CONF. RPI	
DIV. I ONLY		8-2-3		.73077 36		6-2-2		208		280		108		.5314 110		20		20	
DIV. I NON-CONF.		4-2-3		.61111 106		2-2-2		175		303		143		.50962 147		19		19	
TOTALS		RPI 1-25		RPI 26-50		W-L RECORDS		RPI 51-100		RPI 101-150		RPI 150+							
8-2-3		0-0-0		0-0-0		OVERALL		0-1-0		0-0-0		8-1-3							
4-1-1		0-0-0		0-0-0		HOME		0-0-0		0-0-0		4-1-1							
4-1-2		0-0-0		0-0-0		AWAY		0-1-0		0-0-0		4-0-2							
0-0-0		0-0-0		0-0-0		NEUTRAL		0-0-0		0-0-0		0-0-0							
4-2-3		0-0-0		0-0-0		NON-CONFERENCE		0-1-0		0-0-0		4-1-3							
1-1-1		0-0-0		0-0-0		HOME		0-0-0		0-0-0		1-1-1							
3-1-2		0-0-0		0-0-		AWAY		0-1-0		0-0-0		3-0-2							
0-0-0		0-0-0		0-0-0		NEUTRAL		0-0-0		0-0-0		0-0-0							
4-0-0		0-0-0		0-0-0		CONFERENCE		0-0-0		0-0-0		4-0-0							
3-0-0		0-0-0		0-0-0		HOME		0-0-0		0-0-0		3-0-0							
1-0-0		0-0-0		0-0-0		AWAY		0-0-0		0-0-0		1-0-0							
0-0-0		0-0-0		0-0-0		NEUTRAL		0-0-0		0-0-0		0-0-0							
RPI	S	Opponent		Score	RPI	S	Opponent		Score	RPI	S	Opponent		Score	RPI	S	Opponent		Score
							88	A	Fairfield	1	3		178	H	Fairleigh Dickinson	3	4		
													180	A	Central Conn. St.	0	0		
													225	A	Sacred Heart	2	1		
													230	H	Albany (NY)	1	0		
													231	A	New Hampshire	1	0		
													233	A	Siena	0	0		
													246	H	Binghamton	1	0		
													250	H	UMass Lowell	5	1		
													259	H	Wagner	2	2		
													270	A	Bryant	1	0		
													286	H	Iona	5	1		
													309	A	NJIT	1	0		
LAST 10 GAMES																			
							231	A	New Hampshire	1	0		225	A	Sacred Heart	2	1		
							246	H	Binghamton	1	0		286	H	Iona	5	1		
							250	H	UMass Lowell	5	1		259	H	Wagner	2	2		
							230	H	Albany (NY)	1	0		233	A	Siena	0	0		
							178	H	Fairleigh Dickinson	3	4		88	A	Fairfield	1	3		

Non-Div. I Games:

Hartford

Average RPI Win:	160	WON-LOST	WINNING	LAST 10	STRENGTH OF	OPP. STRENGTH	TEAM	ADJ	CONF.	ADJ CONF.	
Average RPI Loss:	97	RECORD	PCT. RANK	GAMES	SCHEDULE	OF SCHEDULE	RPI	RPI	RPI	RPI	
DIV. I ONLY	9-6-0	.6	106	5-5-0	183	63	112	.53046	111	10	10
DIV. I NON-CONF.	5-5-0	.5	154	1-4-0	204	33	161	.50309	158	9	9
<hr/>											
TOTALS	RPI 1-25	RPI 26-50		W-L RECORDS		RPI 51-100		RPI 101-150		RPI 150+	
9-6-0	0-1-0	0-0-0		OVERALL		3-2-0		2-2-0		4-1-0	
6-1-0	0-0-0	0-0-0		HOME		1-1-0		2-0-0		3-0-0	
3-5-0	0-1-0	0-0-0		AWAY		2-1-0		0-2-0		1-1-0	
0-0-0	0-0-0	0-0-0		NEUTRAL		0-0-0		0-0-0		0-0-0	
5-5-0	0-1-0	0-0-0		NON-CONFERENCE		2-1-0		1-2-0		2-1-0	
4-1-0	0-0-0	0-0-0		HOME		1-1-0		1-0-0		2-0-0	
1-4-0	0-1-0	0-0-		AWAY		1-0-0		0-2-0		0-1-0	
0-0-0	0-0-0	0-0-0		NEUTRAL		0-0-0		0-0-0		0-0-0	
4-1-0	0-0-0	0-0-0		CONFERENCE		1-1-0		1-0-0		2-0-0	
2-0-0	0-0-0	0-0-0		HOME		0-0-0		1-0-0		1-0-0	
2-1-0	0-0-0	0-0-0		AWAY		1-1-0		0-0-0		1-0-0	
0-0-0	0-0-0	0-0-0		NEUTRAL		0-0-0		0-0-0		0-0-0	
RPI S	Opponent	Score		RPI S	Opponent	Score		RPI S	Opponent	Score	
22 A	La Salle	1	2			58 A	Hofstra 3 1	105 A	Richmond	2	4
						71 H	VCU 1 0	128 A	UNC Greensboro	0	1
						79 A	Northeastern 0 2	147 H	UNCW	2	0
						84 H	Navy 0 1	150 H	Appalachian St.	2	1
						85 A	Wake Forest 2 1	164 A	Villanova	0	3
								195 H	Massachusetts	2	1
								208 A	Towson	4	2
								262 H	Xavier	2	1
								264 H	Col. of Charleston	3	0
				LAST 10 GAMES							
				147 H	UNCW 2 0	208 A	Towson 4 2				
				264 H	Col. of Charleston 3 0	128 A	UNC Greensboro 0 1				
				79 A	Northeastern 0 2	150 H	Appalachian St. 2 1				
				58 A	Hofstra 3 1	22 A	La Salle 1 2				
				105 A	Richmond 2 4	164 A	Villanova 0 3				

Non-Div. I Games:

James Madison

Average RPI Win: 202		WON-LOST	WINNING	LAST 10	STRENGTH OF		OPP. STRENGTH	TEAM	ADJ		CONF.	ADJ CONF.		
Average RPI Loss: 65		RECORD	PCT. RANK	GAMES	SCHEDULE		OF SCHEDULE	RPI	RPI		RPI	RPI		
DIV. I ONLY		5-4-4	.53846	140	4-3-3		116	94	110		.53026	112		
DIV. I NON-CONF.		3-3-2	.5	154	2-2-1		120	107	131		.51922	131		
TOTALS		RPI 1-25	RPI 26-50		W-L RECORDS		RPI 51-100		RPI 101-150		RPI 150+			
5-4-4		0-1-0	0-0-0		OVERALL		1-3-2		1-0-2		3-0-0			
2-2-3		0-0-0	0-0-0		HOME		0-2-2		1-0-1		1-0-0			
3-2-1		0-1-0	0-0-0		AWAY		1-1-0		0-0-1		2-0-0			
0-0-0		0-0-0	0-0-0		NEUTRAL		0-0-0		0-0-0		0-0-0			
3-3-2		0-1-0	0-0-0		NON-CONFERENCE		0-2-2		1-0-0		2-0-0			
1-1-2		0-0-0	0-0-0		HOME		0-1-2		1-0-0		0-0-0			
2-2-0		0-1-0	0-0-		AWAY		0-1-0		0-0-0		2-0-0			
0-0-0		0-0-0	0-0-0		NEUTRAL		0-0-0		0-0-0		0-0-0			
2-1-2		0-0-0	0-0-0		CONFERENCE		1-1-0		0-0-2		1-0-0			
1-1-1		0-0-0	0-0-0		HOME		0-1-0		0-0-1		1-0-0			
1-0-1		0-0-0	0-0-0		AWAY		1-0-0		0-0-1		0-0-0			
0-0-0		0-0-0	0-0-0		NEUTRAL		0-0-0		0-0-0		0-0-0			
RPI	S	Opponent	Score		RPI	S	Opponent	Score		RPI	S	Opponent	Score	
9	A	Virginia	0	3						71	H	VCU	3	3
										73	A	Miami (OH)	1	2
										83	H	Purdue	1	2
										89	A	Charlotte	2	1
										94	H	Western Ky.	0	1
										97	H	Cincinnati	1	1
										103	H	UTEP	0	0
										137	A	Old Dominion	1	1
										150	H	Appalachian St.	2	1
										170	H	UTSA	1	0
										292	A	Eastern Ky.	3	1
										310	A	Eastern Ill.	3	0
LAST 10 GAMES														
										103	H	UTEP	0	0
										73	A	Miami (OH)	1	2
										292	A	Eastern Ky.	3	1
										97	H	Cincinnati	1	1
										150	H	Appalachian St.	2	1
										83	H	Purdue	1	2
										89	A	Charlotte	2	1
										94	H	Western Ky.	0	1

Non-Div. I Games:

Marshall

U
M
K
C

UMKC

Average RPI Win: 177		WON-LOST	WINNING		LAST 10	STRENGTH OF		OPP. STRENGTH	TEAM	ADJ	CONF.	ADJ CONF.			
Average RPI Loss: 115		RECORD	PCT. RANK		GAMES	SCHEDULE		OF SCHEDULE	RPI	RPI	RPI	RPI			
DIV. I ONLY		6-6-1	.5	159	5-4-1	86		119	115	.52847	114	12	12		
DIV. I NON-CONF.		3-5-0	.375	234	2-3-0	81		136	174	.49773	173	14	14		
<hr/>															
TOTALS		RPI 1-25		RPI 26-50		W-L RECORDS		RPI 51-100		RPI 101-150		RPI 150+			
6-6-1		0-0-0		0-1-1		OVERALL		0-2-0		2-1-0		4-2-0			
5-2-0		0-0-0		0-0-0		HOME		0-1-0		2-0-0		3-1-0			
1-4-1		0-0-0		0-1-1		AWAY		0-1-0		0-1-0		1-1-0			
0-0-0		0-0-0		0-0-0		NEUTRAL		0-0-0		0-0-0		0-0-0			
<hr/>															
3-5-0		0-0-0		0-0-0		NON-CONFERENCE		0-2-0		2-1-0		1-2-0			
3-2-0		0-0-0		0-0-0		HOME		0-1-0		2-0-0		1-1-0			
0-3-0		0-0-0		0-0-		AWAY		0-1-0		0-1-0		0-1-0			
0-0-0		0-0-0		0-0-0		NEUTRAL		0-0-0		0-0-0		0-0-0			
<hr/>															
3-1-1		0-0-0		0-1-1		CONFERENCE		0-0-0		0-0-0		3-0-0			
2-0-0		0-0-0		0-0-0		HOME		0-0-0		0-0-0		2-0-0			
1-1-1		0-0-0		0-1-1		AWAY		0-0-0		0-0-0		1-0-0			
0-0-0		0-0-0		0-0-0		NEUTRAL		0-0-0		0-0-0		0-0-0			
<hr/>															
RPI	S	Opponent	Score	RPI	S	Opponent	Score	RPI	S	Opponent	Score	RPI	S	Opponent	Score
				27	A	Colgate	0 5	61	A	Rhode Island	1 2	108	H	St. John's (NY)	2 1
				37	A	Boston U.	1 1	88	H	Fairfield	0 1	128	A	UNC Greensboro	1 2
												134	H	Columbia	2 1
												172	H	Delaware	2 1
												177	H	Bucknell	2 1
												187	H	Seton Hall	0 1
												197	H	Loyola Maryland	1 0
												200	A	Davidson	1 3
												275	A	American	2 1
<hr/>															
LAST 10 GAMES															
				275	A	American	2 1	61	A	Rhode Island	1 2				
				197	H	Loyola Maryland	1 0	187	H	Seton Hall	0 1				
				27	A	Colgate	0 5	134	H	Columbia	2 1				
				37	A	Boston U.	1 1	172	H	Delaware	2 1				
				177	H	Bucknell	2 1	200	A	Davidson	1 3				

Non-Div. I Games:

Army

Average RPI Win: 205		WON-LOST	WINNING	LAST 10	STRENGTH OF		OPP. STRENGTH	TEAM	ADJ		CONF.	ADJ CONF.						
Average RPI Loss: 109		RECORD	PCT. RANK	GAMES	SCHEDULE		OF SCHEDULE	RPI	RPI		RPI	RPI						
DIV. I ONLY		6-5-0	.54545	133	5-5-0		97	185	114	.52836	115	8	8					
DIV. I NON-CONF.		5-3-0	.625	97	4-3-0		142	221	106	.53333	109	10	10					
TOTALS		RPI 1-25		RPI 26-50		W-L RECORDS		RPI 51-100		RPI 101-150		RPI 150+						
6-5-0		0-0-0		0-1-0		OVERALL		1-2-0		1-1-0		4-1-0						
3-2-0		0-0-0		0-0-0		HOME		1-1-0		1-0-0		1-1-0						
3-3-0		0-0-0		0-1-0		AWAY		0-1-0		0-1-0		3-0-0						
0-0-0		0-0-0		0-0-0		NEUTRAL		0-0-0		0-0-0		0-0-0						
5-3-0		0-0-0		0-1-0		NON-CONFERENCE		1-1-0		0-0-0		4-1-0						
2-2-0		0-0-0		0-0-0		HOME		1-1-0		0-0-0		1-1-0						
3-1-0		0-0-0		0-0-		AWAY		0-0-0		0-0-0		3-0-0						
0-0-0		0-0-0		0-0-0		NEUTRAL		0-0-0		0-0-0		0-0-0						
1-2-0		0-0-0		0-0-0		CONFERENCE		0-1-0		1-1-0		0-0-0						
1-0-0		0-0-0		0-0-0		HOME		0-0-0		1-0-0		0-0-0						
0-2-0		0-0-0		0-0-0		AWAY		0-1-0		0-1-0		0-0-0						
0-0-0		0-0-0		0-0-0		NEUTRAL		0-0-0		0-0-0		0-0-0						
RPI	S	Opponent		Score		RPI	S	Opponent		Score		RPI	S	Opponent		Score		
				27	A	Colgate	1	2	53	A	Harvard	0	2	134	A	Columbia	0	1
									65	H	Buffalo	3	2	141	H	Penn	3	2
									72	H	Temple	1	2	195	A	Massachusetts	1	0
														246	A	Binghamton	1	0
														259	H	Wagner	1	2
														265	A	Marist	1	0
														318	H	VMI	5	0
LAST 10 GAMES																		
				53	A	Harvard	0	2	246	A	Binghamton	1	0					
				27	A	Colgate	1	2	65	H	Buffalo	3	2					
				141	H	Penn	3	2	72	H	Temple	1	2					
				259	H	Wagner	1	2	318	H	VMI	5	0					
				134	A	Columbia	0	1	265	A	Marist	1	0					

Non-Div. I Games:

Cornell

Average RPI Win:		230	WON-LOST RECORD		WINNING PCT. RANK		LAST 10 GAMES		STRENGTH OF SCHEDULE		OPP. STRENGTH OF SCHEDULE		TEAM RPI		ADJ RPI		CONF. RPI		ADJ CONF. RPI	
Average RPI Loss:		68																		
DIV. I ONLY			9-5-0		.64286 76		7-3-0		194		122		116		.5279 116		22		23	
DIV. I NON-CONF.			4-5-0		.44444 194		2-3-0		143		63		157		.50347 157		23		23	
TOTALS		RPI 1-25		RPI 26-50		W-L RECORDS		RPI 51-100		RPI 101-150		RPI 150+								
9-5-0		0-2-0		0-1-0		OVERALL		0-0-0		1-2-0		8-0-0								
4-1-0		0-0-0		0-0-0		HOME		0-0-0		0-1-0		4-0-0								
5-4-0		0-2-0		0-1-0		AWAY		0-0-0		1-1-0		4-0-0								
0-0-0		0-0-0		0-0-0		NEUTRAL		0-0-0		0-0-0		0-0-0								
4-5-0		0-2-0		0-1-0		NON-CONFERENCE		0-0-0		0-2-0		4-0-0								
1-1-0		0-0-0		0-0-0		HOME		0-0-0		0-1-0		1-0-0								
3-4-0		0-2-0		0-0-		AWAY		0-0-0		0-1-0		3-0-0								
0-0-0		0-0-0		0-0-0		NEUTRAL		0-0-0		0-0-0		0-0-0								
5-0-0		0-0-0		0-0-0		CONFERENCE		0-0-0		1-0-0		4-0-0								
3-0-0		0-0-0		0-0-0		HOME		0-0-0		0-0-0		3-0-0								
2-0-0		0-0-0		0-0-0		AWAY		0-0-0		1-0-0		1-0-0								
0-0-0		0-0-0		0-0-0		NEUTRAL		0-0-0		0-0-0		0-0-0								
RPI	S	Opponent		Score		RPI	S	Opponent		Score		RPI	S	Opponent		Score				
17	A	Washington St.		0	2	33	A	Texas		0	2			118	A	Wyoming		0	1	
25	A	Missouri		3	4									132	A	Portland St.		1	0	
														146	H	Hawaii		1	2	
														159	A	Gonzaga		2	0	
														220	A	Air Force		1	0	
														227	H	Idaho St.		3	1	
														244	H	Idaho		1	0	
														252	A	Houston Baptist		3	1	
														258	H	Colorado St.		2	0	
														271	H	Weber St.		1	0	
														307	A	Sacramento St.		2	1	
LAST 10 GAMES																				
						244	H	Idaho		1	0	146	H	Hawaii		1	2			
						132	A	Portland St.		1	0	258	H	Colorado St.		2	0			
						307	A	Sacramento St.		2	1	25	A	Missouri		3	4			
						227	H	Idaho St.		3	1	33	A	Texas		0	2			
						271	H	Weber St.		1	0	252	A	Houston Baptist		3	1			

Non-Div. I Games:




Montana

Average RPI Win: 256		WON-LOST	WINNING	LAST 10	STRENGTH OF		OPP. STRENGTH	TEAM	ADJ	CONF.	ADJ CONF.
Average RPI Loss: 94		RECORD	PCT. RANK	GAMES	SCHEDULE		OF SCHEDULE	RPI	RPI	RPI	RPI
DIV. I ONLY		9-3-2	.71429	41	5-3-2		245	178	118	.52693	117
DIV. I NON-CONF.		8-0-1	.94444	8	4-0-1		248	260	62	.57362	62
TOTALS		RPI 1-25	RPI 26-50		W-L RECORDS		RPI 51-100		RPI 101-150		RPI 150+
9-3-2	0-0-0	0-2-0		OVERALL		0-0-1		0-0-0		9-1-1	
4-2-2	0-0-0	0-2-0		HOME		0-0-1		0-0-0		4-0-1	
5-1-0	0-0-0	0-0-0		AWAY		0-0-0		0-0-0		5-1-0	
0-0-0	0-0-0	0-0-0		NEUTRAL		0-0-0		0-0-0		0-0-0	
8-0-1	0-0-0	0-0-0		NON-CONFERENCE		0-0-1		0-0-0		8-0-0	
4-0-1	0-0-0	0-0-0		HOME		0-0-1		0-0-0		4-0-0	
4-0-0	0-0-0	0-0-0		AWAY		0-0-0		0-0-0		4-0-0	
0-0-0	0-0-0	0-0-0		NEUTRAL		0-0-0		0-0-0		0-0-0	
1-3-1	0-0-0	0-2-0		CONFERENCE		0-0-0		0-0-0		1-1-1	
0-2-1	0-0-0	0-2-0		HOME		0-0-0		0-0-0		0-0-1	
1-1-0	0-0-0	0-0-0		AWAY		0-0-0		0-0-0		1-1-0	
0-0-0	0-0-0	0-0-0		NEUTRAL		0-0-0		0-0-0		0-0-0	
RPI S	Opponent	Score	RPI S	Opponent	Score	RPI S	Opponent	Score	RPI S	Opponent	Score
			27 H	Colgate	1 2	88 H	Fairfield	1 1	197 H	Loyola Maryland	0 0
			37 H	Boston U.	0 3				219 A	Lafayette	2 3
									230 H	Albany (NY)	2 0
									231 A	New Hampshire	3 0
									233 A	Siena	3 0
									250 A	UMass Lowell	2 0
									260 H	Maine	1 0
									270 A	Bryant	2 1
									274 H	North Dakota St.	1 0
									275 A	American	1 0
									280 H	LIU Brooklyn	5 0
LAST 10 GAMES											
			27 H	Colgate	1 2	250 A	UMass Lowell	2 0			
			219 A	Lafayette	2 3	274 H	North Dakota St.	1 0			
			37 H	Boston U.	0 3	88 H	Fairfield	1 1			
			275 A	American	1 0	230 H	Albany (NY)	2 0			
			197 H	Loyola Maryland	0 0	260 H	Maine	1 0			

Non-Div. I Games:

Holy Cross

W
Y
O
M
I
N
G

 Tie,  Loss,  Non-Conf, S Site, H Home, A Away, N Neutral Page 118

Average RPI Win:		203	WON-LOST		WINNING		LAST 10		STRENGTH OF		OPP. STRENGTH		TEAM		ADJ		CONF.		ADJ CONF.								
Average RPI Loss:		68	RECORD		PCT. RANK		GAMES		SCHEDULE		OF SCHEDULE		RPI		RPI		RPI		RPI								
DIV. I ONLY			6-7-1		.46429 185		4-6-0		90		61		119		.52592 119		13		13								
DIV. I NON-CONF.			4-6-1		.40909 217		2-5-0		63		22		113		.53101 113		12		12								
TOTALS		RPI 1-25		RPI 26-50		W-L RECORDS		RPI 51-100		RPI 101-150		RPI 150+															
6-7-1		0-2-0		0-2-0		OVERALL		0-1-1		1-1-0		5-1-0															
5-0-0		0-0-0		0-0-0		HOME		0-0-0		1-0-0		4-0-0															
1-6-1		0-2-0		0-2-0		AWAY		0-1-1		0-0-0		1-1-0															
0-1-0		0-0-0		0-0-0		NEUTRAL		0-0-0		0-1-0		0-0-0															
4-6-1		0-2-0		0-2-0		NON-CONFERENCE		0-1-1		1-1-0		3-0-0															
4-0-0		0-0-0		0-0-0		HOME		0-0-0		1-0-0		3-0-0															
0-5-1		0-2-0		0-0-		AWAY		0-1-1		0-0-0		0-0-0															
0-1-0		0-0-0		0-0-0		NEUTRAL		0-0-0		0-1-0		0-0-0															
2-1-0		0-0-0		0-0-0		CONFERENCE		0-0-0		0-0-0		2-1-0															
1-0-0		0-0-0		0-0-0		HOME		0-0-0		0-0-0		1-0-0															
1-1-0		0-0-0		0-0-0		AWAY		0-0-0		0-0-0		1-1-0															
0-0-0		0-0-0		0-0-0		NEUTRAL		0-0-0		0-0-0		0-0-0															
RPI	S	Opponent		Score		RPI	S	Opponent		Score		RPI	S	Opponent		Score											
2	A	Stanford		0	8	34	A	Oklahoma St.		0	2	66	A	Rice		2	2	121	N	Indiana	1	2					
5	A	Texas A&M		3	4	49	A	Santa Clara		0	1	99	A	Ohio St.		2	4	149	H	UC Santa Barbara	2	0					
																		167	A	Saint Joseph's		1	3				
																		190	H	Toledo		2	0				
																		196	H	Ohio		4	0				
																		205	H	Murray St.		5	1				
																		236	A	George Mason		3	2				
																		242	H	Saint Louis		3	2				
						LAST 10 GAMES																					
						236 A George Mason						3	2	196 H Ohio						4	0						
						167 A Saint Joseph's						1	3	2 A Stanford						0	8						
						242 H Saint Louis						3	2	49 A Santa Clara						0	1						
						34 A Oklahoma St.						0	2	121 N Indiana						1	2						
						190 H Toledo						2	0	99 A Ohio St.						2	4						

Non-Div. I Games:

Dayton

Average RPI Win:	214	WON-LOST	WINNING	LAST 10	STRENGTH OF	OPP. STRENGTH	TEAM	ADJ	CONF.	ADJ CONF.					
Average RPI Loss:	183	RECORD	PCT. RANK	GAMES	SCHEDULE	OF SCHEDULE	RPI	RPI	RPI	RPI					
DIV. I ONLY	10-4-0	.71429	41	8-2-0	240	224	120	.52494	120	25	25				
DIV. I NON-CONF.	5-3-0	.625	97	3-1-0	260	160	175	.49772	174	25	26				
<hr/>															
TOTALS	RPI 1-25	RPI 26-50		W-L RECORDS		RPI 51-100		RPI 101-150		RPI 150+					
10-4-0	0-0-0	0-0-0		OVERALL		1-1-0		0-0-0		9-3-0					
5-2-0	0-0-0	0-0-0		HOME		0-1-0		0-0-0		5-1-0					
5-2-0	0-0-0	0-0-0		AWAY		1-0-0		0-0-0		4-2-0					
0-0-0	0-0-0	0-0-0		NEUTRAL		0-0-0		0-0-0		0-0-0					
<hr/>															
5-3-0	0-0-0	0-0-0		NON-CONFERENCE		0-1-0		0-0-0		5-2-0					
2-2-0	0-0-0	0-0-0		HOME		0-1-0		0-0-0		2-1-0					
3-1-0	0-0-0	0-0-		AWAY		0-0-0		0-0-0		3-1-0					
0-0-0	0-0-0	0-0-0		NEUTRAL		0-0-0		0-0-0		0-0-0					
<hr/>															
5-1-0	0-0-0	0-0-0		CONFERENCE		1-0-0		0-0-0		4-1-0					
3-0-0	0-0-0	0-0-0		HOME		0-0-0		0-0-0		3-0-0					
2-1-0	0-0-0	0-0-0		AWAY		1-0-0		0-0-0		1-1-0					
0-0-0	0-0-0	0-0-0		NEUTRAL		0-0-0		0-0-0		0-0-0					
<hr/>															
RPI	S	Opponent	Score	RPI	S	Opponent	Score	RPI	S	Opponent	Score				
				58 H Hofstra				1	4	152 H Niagara		3	1		
				88 A Fairfield				4	0	172 A Delaware				2	3
										175 A Manhattan				2	1
										177 H Bucknell				0	2
										178 A Fairleigh Dickinson				2	0
										187 A Seton Hall				1	0
										219 H Lafayette				3	0
										233 H Siena				2	1
										275 H American				1	0
										309 A NJIT				2	0
										323 A Canisius				2	3
										325 H Saint Peter's				8	0
				<hr/>											
								LAST 10 GAMES							
88 A Fairfield				4	0	233 H Siena				2	1				
175 A Manhattan				2	1	58 H Hofstra				1	4				
152 H Niagara				3	1	219 H Lafayette				3	0				
325 H Saint Peter's				8	0	178 A Fairleigh Dickinson				2	0				
323 A Canisius				2	3	309 A NJIT				2	0				

Non-Div. I Games:

Monmouth

Indiana

I
n
d
i
a
n
a

Indiana

Average RPI Win:		133	WON-LOST RECORD		WINNING PCT. RANK	LAST 10 GAMES	STRENGTH OF SCHEDULE		OPP. STRENGTH OF SCHEDULE	TEAM RPI	ADJ RPI	CONF. RPI	ADJ CONF. RPI
Average RPI Loss:		78											
DIV. I ONLY			4-6-3		.42308 217	4-3-3	82		56	127	.52335 122	14	14
DIV. I NON-CONF.			4-5-2		.45455 187	4-2-2	70		39	107	.53727 104	13	13
TOTALS		RPI 1-25	RPI 26-50		W-L RECORDS		RPI 51-100		RPI 101-150		RPI 150+		
4-6-3	0-1-0		1-2-1	OVERALL		1-0-0		0-3-1		2-0-1			
4-1-2	0-0-0		1-0-1	HOME		1-0-0		0-1-0		2-0-1			
0-4-1	0-1-0		0-2-0	AWAY		0-0-0		0-1-1		0-0-0			
0-1-0	0-0-0		0-0-0	NEUTRAL		0-0-0		0-1-0		0-0-0			
4-5-2	0-1-0		1-2-1	NON-CONFERENCE		1-0-0		0-2-0		2-0-1			
4-1-2	0-0-0		1-0-1	HOME		1-0-0		0-1-0		2-0-1			
0-3-0	0-1-0		0-0-	AWAY		0-0-0		0-0-0		0-0-0			
0-1-0	0-0-0		0-0-0	NEUTRAL		0-0-0		0-1-0		0-0-0			
0-1-1	0-0-0		0-0-0	CONFERENCE		0-0-0		0-1-1		0-0-0			
0-0-0	0-0-0		0-0-0	HOME		0-0-0		0-0-0		0-0-0			
0-1-1	0-0-0		0-0-0	AWAY		0-0-0		0-1-1		0-0-0			
0-0-0	0-0-0		0-0-0	NEUTRAL		0-0-0		0-0-0		0-0-0			
RPI S	Opponent	Score	RPI S	Opponent	Score	RPI S	Opponent	Score	RPI S	Opponent	Score		
1 A	UCLA	0 3	28 H	Oklahoma	2 1	63 H	San Diego	2 1	107 A	Long Beach St.	1 1		
			36 A	Auburn	0 3				121 N	Indiana	1 2		
			48 H	Southern California	1 1				125 H	Loyola Marymount	1 2		
			49 A	Santa Clara	0 2				135 A	UC Riverside	0 1		
									159 H	Gonzaga	3 0		
									207 H	Boise St.	1 1		
									281 H	Fresno St.	3 0		
LAST 10 GAMES													
			107 A	Long Beach St.	1 1	48 H	Southern California	1 1					
			135 A	UC Riverside	0 1	63 H	San Diego	2 1					
			125 H	Loyola Marymount	1 2	159 H	Gonzaga	3 0					
			207 H	Boise St.	1 1	281 H	Fresno St.	3 0					
			28 H	Oklahoma	2 1	121 N	Indiana	1 2					

Non-Div. I Games:

UC Irvine

Average RPI Win: 240		WON-LOST	WINNING	LAST 10	STRENGTH OF		OPP. STRENGTH	TEAM	ADJ	CONF.	ADJ CONF.
Average RPI Loss: 111		RECORD	PCT. RANK	GAMES	SCHEDULE		OF SCHEDULE	RPI	RPI	RPI	RPI
DIV. I ONLY		9-4-1	.67857	60	5-4-1		242	144	122	.52257	123
DIV. I NON-CONF.		6-2-0	.75	44	2-2-0		262	162	118	.52852	118
TOTALS		RPI 1-25	RPI 26-50		W-L RECORDS		RPI 51-100		RPI 101-150		RPI 150+
9-4-1		0-0-0	0-0-0		OVERALL		0-2-1		0-1-0		9-1-0
4-2-0		0-0-0	0-0-0		HOME		0-0-0		0-1-0		4-1-0
5-2-1		0-0-0	0-0-0		AWAY		0-2-1		0-0-0		5-0-0
0-0-0		0-0-0	0-0-0		NEUTRAL		0-0-0		0-0-0		0-0-0
6-2-0		0-0-0	0-0-0		NON-CONFERENCE		0-2-0		0-0-0		6-0-0
4-0-0		0-0-0	0-0-0		HOME		0-0-0		0-0-0		4-0-0
2-2-0		0-0-0	0-0-		AWAY		0-2-0		0-0-0		2-0-0
0-0-0		0-0-0	0-0-0		NEUTRAL		0-0-0		0-0-0		0-0-0
3-2-1		0-0-0	0-0-0		CONFERENCE		0-0-1		0-1-0		3-1-0
0-2-0		0-0-0	0-0-0		HOME		0-0-0		0-1-0		0-1-0
3-0-1		0-0-0	0-0-0		AWAY		0-0-1		0-0-0		3-0-0
0-0-0		0-0-0	0-0-0		NEUTRAL		0-0-0		0-0-0		0-0-0
RPI S	Opponent	Score	RPI S	Opponent	Score	RPI S	Opponent	Score	RPI S	Opponent	Score
						52 A	Michigan St.	2 3	131 H	Kent St.	1 3
						64 A	Illinois St.	0 1	190 A	Toledo	2 0
						65 A	Buffalo	1 1	196 H	Ohio	0 1
									199 A	Cleveland St.	1 0
									201 A	Akron	1 0
									241 A	Central Mich.	1 0
									242 H	Saint Louis	2 0
									255 H	Wright St.	1 0
									261 A	Loyola Chicago	1 0
									263 H	Oakland	4 0
									306 H	Ill.-Chicago	3 0
LAST 10 GAMES											
						65 A	Buffalo	1 1	190 A	Toledo	2 0
						201 A	Akron	1 0	242 H	Saint Louis	2 0
						131 H	Kent St.	1 3	64 A	Illinois St.	0 1
						196 H	Ohio	0 1	306 H	Ill.-Chicago	3 0
						241 A	Central Mich.	1 0	52 A	Michigan St.	2 3

Non-Div. I Games:

Western Mich.

Average RPI Win: 187		WON-LOST RECORD		WINNING PCT. RANK		LAST 10 GAMES		STRENGTH OF SCHEDULE		OPP. STRENGTH OF SCHEDULE		TEAM RPI		ADJ RPI		CONF. RPI		ADJ CONF. RPI					
DIV. I ONLY		5-7-2		.42857 205		3-5-2		91		30		123		.52098 124		7		7					
DIV. I NON-CONF.		3-5-2		.4 220		1-3-2		51		8		103		.53512 105		7		7					
TOTALS		RPI 1-25		RPI 26-50		W-L RECORDS		RPI 51-100		RPI 101-150		RPI 150+											
5-7-2		0-4-0		0-1-0		OVERALL		0-2-0		2-0-0		3-0-2											
3-3-0		0-2-0		0-1-0		HOME		0-0-0		1-0-0		2-0-0											
1-3-2		0-1-0		0-0-0		AWAY		0-2-0		0-0-0		1-0-2											
1-1-0		0-1-0		0-0-0		NEUTRAL		0-0-0		1-0-0		0-0-0											
3-5-2		0-4-0		0-1-0		NON-CONFERENCE		0-0-0		1-0-0		2-0-2											
1-3-0		0-2-0		0-1-0		HOME		0-0-0		0-0-0		1-0-0											
1-1-2		0-1-0		0-0-		AWAY		0-0-0		0-0-0		1-0-2											
1-1-0		0-1-0		0-0-0		NEUTRAL		0-0-0		1-0-0		0-0-0											
2-2-0		0-0-0		0-0-0		CONFERENCE		0-2-0		1-0-0		1-0-0											
2-0-0		0-0-0		0-0-0		HOME		0-0-0		1-0-0		1-0-0											
0-2-0		0-0-0		0-0-0		AWAY		0-2-0		0-0-0		0-0-0											
0-0-0		0-0-0		0-0-0		NEUTRAL		0-0-0		0-0-0		0-0-0											
RPI	S	Opponent		Score		RPI	S	Opponent		Score		RPI	S	Opponent		Score							
2	H	Stanford		0	1	42	H	San Diego St.		1	2	51	A	BYU		0	3	129	N	Dartmouth		1	0
6	A	Florida St.		0	1							63	A	San Diego		0	3	138	H	St. Mary's (CA)		2	1
11	H	Washington		2	3													154	H	Miami (FL)		2	1
15	N	Wisconsin		0	3													169	A	Seattle		1	1
																		218	A	North Carolina St.		2	1
																		223	A	Oregon St.		0	0
																		295	H	Pacific		3	0
LAST 10 GAMES																							
						63	A	San Diego		0	3	169	A	Seattle		1	1	223	A	Oregon St.		0	0
						51	A	BYU		0	3	42	H	San Diego St.		1	2	154	H	Miami (FL)		2	1
						138	H	St. Mary's (CA)		2	1	295	H	Pacific		3	0	15	N	Wisconsin		0	3
						295	H	Pacific		3	0	11	H	Washington		2	3						

Non-Div. I Games:

Portland

[illegible]

Non-Div. I Games:

Loyola Marymount

Average RPI Win:	231	WON-LOST	WINNING	LAST 10	STRENGTH OF	OPP. STRENGTH	TEAM	ADJ	CONF.	ADJ CONF.	
Average RPI Loss:	113	RECORD	PCT. RANK	GAMES	SCHEDULE	OF SCHEDULE	RPI	RPI	RPI	RPI	
DIV. I ONLY	8-5-1	.60714	97	5-4-1	172	175	125	.52018	126	24	24
DIV. I NON-CONF.	5-3-0	.625	97	2-2-0	122	111	84	.54981	88	24	24
<hr/>											
TOTALS	RPI 1-25	RPI 26-50		W-L RECORDS		RPI 51-100		RPI 101-150		RPI 150+	
8-5-1	0-1-0	0-1-0		OVERALL		0-1-0		0-0-0		8-2-1	
5-0-1	0-0-0	0-0-0		HOME		0-0-0		0-0-0		5-0-1	
3-5-0	0-1-0	0-1-0		AWAY		0-1-0		0-0-0		3-2-0	
0-0-0	0-0-0	0-0-0		NEUTRAL		0-0-0		0-0-0		0-0-0	
<hr/>											
5-3-0	0-1-0	0-1-0		NON-CONFERENCE		0-1-0		0-0-0		5-0-0	
3-0-0	0-0-0	0-0-0		HOME		0-0-0		0-0-0		3-0-0	
2-3-0	0-1-0	0-0-		AWAY		0-1-0		0-0-0		2-0-0	
0-0-0	0-0-0	0-0-0		NEUTRAL		0-0-0		0-0-0		0-0-0	
<hr/>											
3-2-1	0-0-0	0-0-0		CONFERENCE		0-0-0		0-0-0		3-2-1	
2-0-1	0-0-0	0-0-0		HOME		0-0-0		0-0-0		2-0-1	
1-2-0	0-0-0	0-0-0		AWAY		0-0-0		0-0-0		1-2-0	
0-0-0	0-0-0	0-0-0		NEUTRAL		0-0-0		0-0-0		0-0-0	
<hr/>											
RPI S	Opponent	Score		RPI S	Opponent	Score		RPI S	Opponent	Score	
25 A	Missouri	0	1	34 A	Oklahoma St.	0	1	62 A	Tulsa	0	1
								161 H	Evansville	1	0
								174 H	Morehead St.	1	1
								176 A	Kennesaw St.	1	0
								189 A	Georgia St.	2	0
								215 A	SIUE	1	2
								221 A	Southeast Mo. St.	2	1
								228 A	Jacksonville St.	1	2
								242 H	Saint Louis	3	2
								278 H	Indiana St.	3	0
								290 H	Tennessee Tech	5	1
292 H	Eastern Ky.	4	0								
LAST 10 GAMES											
174 H Morehead St.				1	1	228 A Jacksonville St.				1	2
292 H Eastern Ky.				4	0	189 A Georgia St.				2	0
215 A SIUE				1	2	176 A Kennesaw St.				1	0
221 A Southeast Mo. St.				2	1	34 A Oklahoma St.				0	1
290 H Tennessee Tech				5	1	62 A Tulsa				0	1

Non-Div. I Games: Bethel (TN) 6 0

UT Martin

Average RPI Win: 231		WON-LOST RECORD		WINNING PCT. RANK		LAST 10 GAMES		STRENGTH OF SCHEDULE		OPP. STRENGTH OF SCHEDULE		TEAM RPI		ADJ RPI		CONF. RPI		ADJ CONF. RPI	
DIV. I ONLY		7-4-2		.61538 93		7-1-2		162		236		126		.52006 127		22		23	
DIV. I NON-CONF.		4-3-1		.5625 131		4-0-1		65		206		93		.54543 95		23		23	
TOTALS		RPI 1-25		RPI 26-50		W-L RECORDS		RPI 51-100		RPI 101-150		RPI 150+							
7-4-2		0-0-0		0-1-0		OVERALL		0-0-0		1-1-1		6-2-1							
4-0-2		0-0-0		0-0-0		HOME		0-0-0		0-0-1		4-0-1							
3-3-0		0-0-0		0-1-0		AWAY		0-0-0		1-0-0		2-2-0							
0-1-0		0-0-0		0-0-0		NEUTRAL		0-0-0		0-1-0		0-0-0							
4-3-1		0-0-0		0-1-0		NON-CONFERENCE		0-0-0		1-1-0		3-1-1							
3-0-1		0-0-0		0-0-0		HOME		0-0-0		0-0-0		3-0-1							
1-2-0		0-0-0		0-0-		AWAY		0-0-0		1-0-0		0-1-0							
0-1-0		0-0-0		0-0-0		NEUTRAL		0-0-0		0-1-0		0-0-0							
3-1-1		0-0-0		0-0-0		CONFERENCE		0-0-0		0-0-1		3-1-0							
1-0-1		0-0-0		0-0-0		HOME		0-0-0		0-0-1		1-0-0							
2-1-0		0-0-0		0-0-0		AWAY		0-0-0		0-0-0		2-1-0							
0-0-0		0-0-0		0-0-0		NEUTRAL		0-0-0		0-0-0		0-0-0							
RPI	S	Opponent		Score		RPI	S	Opponent		Score		RPI	S	Opponent		Score			
						30	A	Arizona	0	1									
														103	A	UTEP	1	0	
														132	H	Portland St.	1	1	
														135	N	UC Riverside	2	4	
														157	A	UNLV	1	2	
														179	H	Valparaiso	0	0	
														191	A	Northern Colo.	1	0	
														204	H	Grand Canyon	2	0	
														238	H	South Dakota	3	2	
														244	A	Idaho	1	2	
														255	H	Wright St.	1	0	
														307	H	Sacramento St.	1	0	
														322	A	North Dakota	3	0	
LAST 10 GAMES																			
						191	A	Northern Colo.	1	0	103	A	UTEP	1	0				
						322	A	North Dakota	3	0	204	H	Grand Canyon	2	0				
						244	A	Idaho	1	2	255	H	Wright St.	1	0				
						307	H	Sacramento St.	1	0	238	H	South Dakota	3	2				
						132	H	Portland St.	1	1	179	H	Valparaiso	0	0				

Non-Div. I Games:

Northern Ariz.

Average RPI Win:		206	WON-LOST RECORD		WINNING PCT. RANK	LAST 10 GAMES	STRENGTH OF SCHEDULE		OPP. STRENGTH OF SCHEDULE	TEAM RPI	ADJ RPI	CONF. RPI	ADJ CONF. RPI						
Average RPI Loss:		60																	
DIV. I ONLY			7-5-3	.56667	127	5-3-2			137	165	124	.51984	128	19	19				
DIV. I NON-CONF.			4-4-2	.5	154	2-2-1			54	104	97	.54417	98	21	22				
TOTALS		RPI 1-25		RPI 26-50		W-L RECORDS		RPI 51-100		RPI 101-150		RPI 150+							
7-5-3		0-2-0		0-0-0		OVERALL		1-2-0		2-1-1		4-0-2							
4-3-1		0-0-0		0-0-0		HOME		0-2-0		2-1-0		2-0-1							
3-2-1		0-2-0		0-0-0		AWAY		1-0-0		0-0-1		2-0-0							
0-0-1		0-0-0		0-0-0		NEUTRAL		0-0-0		0-0-0		0-0-1							
4-4-2		0-2-0		0-0-0		NON-CONFERENCE		1-2-0		2-0-0		1-0-2							
3-2-1		0-0-0		0-0-0		HOME		0-2-0		2-0-0		1-0-1							
1-2-0		0-2-0		0-0-		AWAY		1-0-0		0-0-0		0-0-0							
0-0-1		0-0-0		0-0-0		NEUTRAL		0-0-0		0-0-0		0-0-1							
3-1-1		0-0-0		0-0-0		CONFERENCE		0-0-0		0-1-1		3-0-0							
1-1-0		0-0-0		0-0-0		HOME		0-0-0		0-1-0		1-0-0							
2-0-1		0-0-0		0-0-0		AWAY		0-0-0		0-0-1		2-0-0							
0-0-0		0-0-0		0-0-0		NEUTRAL		0-0-0		0-0-0		0-0-0							
RPI	S	Opponent		Score		RPI	S	Opponent		Score		RPI	S	Opponent		Score			
10	A	West Virginia		0	2			78	H	East Carolina		0	1	104	H	Samford		0	1
21	A	Georgia		0	3			89	H	Charlotte		0	1	111	H	James Madison		1	0
								93	A	Liberty		1	0	114	H	Army		2	1
														130	A	Mercer		1	1
														183	H	High Point		3	0
														218	H	North Carolina St.		2	2
														278	N	Indiana St.		2	2
														298	A	Citadel		4	1
														318	A	VMI		4	1
														328	H	Chattanooga		9	0
LAST 10 GAMES																			
				104	H	Samford		0	1	111	H	James Madison		1	0				
				328	H	Chattanooga		9	0	183	H	High Point		3	0				
				318	A	VMI		4	1	218	H	North Carolina St.		2	2				
				298	A	Citadel		4	1	78	H	East Carolina		0	1				
				130	A	Mercer		1	1	10	A	West Virginia		0	2				

Non-Div. I Games:

UNC Greensboro

Average RPI Win:	153	WON-LOST	WINNING	LAST 10	STRENGTH OF	OPP. STRENGTH	TEAM	ADJ	CONF.	ADJ CONF.											
Average RPI Loss:	120	RECORD	PCT. RANK	GAMES	SCHEDULE	OF SCHEDULE	RPI	RPI	RPI	RPI											
DIV. I ONLY	3-3-4	.5	159	3-3-4	110	131	130	.51949	129	8	8										
DIV. I NON-CONF.	3-3-1	.5	154	3-3-1	132	120	141	.51509	137	10	10										
<hr/>																					
TOTALS	RPI 1-25	RPI 26-50		W-L RECORDS		RPI 51-100		RPI 101-150		RPI 150+											
3-3-4	0-1-0	0-0-0		OVERALL		1-0-1		1-1-0		1-1-3											
2-0-3	0-0-0	0-0-0		HOME		1-0-0		1-0-0		0-0-3											
1-2-1	0-1-0	0-0-0		AWAY		0-0-1		0-0-0		1-1-0											
0-1-0	0-0-0	0-0-0		NEUTRAL		0-0-0		0-1-0		0-0-0											
<hr/>																					
3-3-1	0-1-0	0-0-0		NON-CONFERENCE		1-0-0		1-1-0		1-1-1											
2-0-1	0-0-0	0-0-0		HOME		1-0-0		1-0-0		0-0-1											
1-2-0	0-1-0	0-0-		AWAY		0-0-0		0-0-0		1-1-0											
0-1-0	0-0-0	0-0-0		NEUTRAL		0-0-0		0-1-0		0-0-0											
<hr/>																					
0-0-3	0-0-0	0-0-0		CONFERENCE		0-0-1		0-0-0		0-0-2											
0-0-2	0-0-0	0-0-0		HOME		0-0-0		0-0-0		0-0-2											
0-0-1	0-0-0	0-0-0		AWAY		0-0-1		0-0-0		0-0-0											
0-0-0	0-0-0	0-0-0		NEUTRAL		0-0-0		0-0-0		0-0-0											
<hr/>																					
RPI	S	Opponent	Score		RPI	S	Opponent	Score		RPI	S	Opponent	Score								
11	A	Washington	1	3					74	A	Princeton	2	2	108	H	St. John's (NY)	2	0			
								79	H	Northeastern	1	0	124	N	Portland	0	1				
												153	H	Yale	0	0					
												182	H	Brown	1	1					
												225	A	Sacred Heart	0	1					
												230	H	Albany (NY)	0	0					
												272	A	Vermont	4	0					
<hr/>																					
												LAST 10 GAMES									
												153	H	Yale	0	0	79	H	Northeastern	1	0
												74	A	Princeton	2	2	108	H	St. John's (NY)	2	0
												225	A	Sacred Heart	0	1	230	H	Albany (NY)	0	0
												182	H	Brown	1	1	11	A	Washington	1	3
												272	A	Vermont	4	0	124	N	Portland	0	1

Non-Div. I Games:

Dartmouth

Average RPI Win: 248		WON-LOST RECORD		WINNING PCT. RANK		LAST 10 GAMES		STRENGTH OF SCHEDULE		OPP. STRENGTH OF SCHEDULE		TEAM RPI		ADJ RPI		CONF. RPI		ADJ CONF. RPI	
DIV. I ONLY		8-4-2		.64286 76		6-1-2		209		199		129		.51811 130		19		19	
DIV. I NON-CONF.		4-4-0		.5 154		2-1-0		281		161		231		.45866 230		21		22	
TOTALS		RPI 1-25		RPI 26-50		W-L RECORDS		RPI 51-100		RPI 101-150		RPI 150+							
8-4-2		0-0-0		0-0-0		OVERALL		0-3-0		0-0-2		8-1-0							
7-0-1		0-0-0		0-0-0		HOME		0-0-0		0-0-1		7-0-0							
1-4-1		0-0-0		0-0-0		AWAY		0-3-0		0-0-1		1-1-0							
0-0-0		0-0-0		0-0-0		NEUTRAL		0-0-0		0-0-0		0-0-0							
4-4-0		0-0-0		0-0-0		NON-CONFERENCE		0-3-0		0-0-0		4-1-0							
4-0-0		0-0-0		0-0-0		HOME		0-0-0		0-0-0		4-0-0							
0-4-0		0-0-0		0-0-		AWAY		0-3-0		0-0-0		0-1-0							
0-0-0		0-0-0		0-0-0		NEUTRAL		0-0-0		0-0-0		0-0-0							
4-0-2		0-0-0		0-0-0		CONFERENCE		0-0-0		0-0-2		4-0-0							
3-0-1		0-0-0		0-0-0		HOME		0-0-0		0-0-1		3-0-0							
1-0-1		0-0-0		0-0-0		AWAY		0-0-0		0-0-1		1-0-0							
0-0-0		0-0-0		0-0-0		NEUTRAL		0-0-0		0-0-0		0-0-0							
RPI	S	Opponent		Score	RPI	S	Opponent		Score	RPI	S	Opponent		Score					
							76	A Vanderbilt	0 1			101	A Furman	0 0					
							81	A Ga. Southern	0 2			128	H UNC Greensboro	1 1					
							94	A Western Ky.	0 1			160	H East Tenn. St.	2 1					
												188	H Houston	3 2					
												189	A Georgia St.	0 1					
												205	A Wofford	2 0					
												222	H Western Caro.	1 0					
												279	H Gardner-Webb	2 1					
												289	H Presbyterian	2 1					
												318	H VMI	4 0					
												321	H Alabama A&M	7 0					
LAST 10 GAMES																			
							222	H Western Caro.	1 0			128	H UNC Greensboro	1 1					
							160	H East Tenn. St.	2 1			189	A Georgia St.	0 1					
							101	A Furman	0 0			289	H Presbyterian	2 1					
							205	A Wofford	2 0			188	H Houston	3 2					
							318	H VMI	4 0			81	A Ga. Southern	0 2					

Non-Div. I Games: S.C. Aiken 5 0

Mercer

Average RPI Win: 207		WON-LOST	WINNING	LAST 10	STRENGTH OF		OPP. STRENGTH	TEAM	ADJ	CONF.	ADJ CONF.
Average RPI Loss: 139		RECORD	PCT. RANK	GAMES	SCHEDULE		OF SCHEDULE	RPI	RPI	RPI	RPI
DIV. I ONLY		7-4-3	.60714	97	4-3-3		180	196	132	.51777	131
DIV. I NON-CONF.		5-2-1	.6875	70	2-1-1		299	180	197	.4871	196
TOTALS		RPI 1-25	RPI 26-50		W-L RECORDS		RPI 51-100		RPI 101-150		RPI 150+
7-4-3		0-0-0	1-0-0		OVERALL		0-1-1		1-2-0		5-1-2
3-2-2		0-0-0	0-0-0		HOME		0-1-1		0-1-0		3-0-1
2-1-1		0-0-0	0-0-0		AWAY		0-0-0		1-1-0		1-0-1
2-1-0		0-0-0	1-0-0		NEUTRAL		0-0-0		0-0-0		1-1-0
5-2-1		0-0-0	1-0-0		NON-CONFERENCE		0-0-0		0-1-0		4-1-1
2-0-1		0-0-0	0-0-0		HOME		0-0-0		0-0-0		2-0-1
1-1-0		0-0-0	0-0-		AWAY		0-0-0		0-1-0		1-0-0
2-1-0		0-0-0	1-0-0		NEUTRAL		0-0-0		0-0-0		1-1-0
2-2-2		0-0-0	0-0-0		CONFERENCE		0-1-1		1-1-0		1-0-1
1-2-1		0-0-0	0-0-0		HOME		0-1-1		0-1-0		1-0-0
1-0-1		0-0-0	0-0-0		AWAY		0-0-0		1-0-0		0-0-1
0-0-0		0-0-0	0-0-0		NEUTRAL		0-0-0		0-0-0		0-0-0
RPI S	Opponent	Score	RPI S	Opponent	Score	RPI S	Opponent	Score	RPI S	Opponent	Score
			46 N	Colorado	1 0	65 H	Buffalo	0 2	106 A	Louisville	2 3
						73 H	Miami (OH)	1 1	123 A	Western Mich.	3 1
									140 H	Ball St.	0 1
									199 A	Cleveland St.	1 0
									201 H	Akron	3 0
									243 N	St. Bonaventure	0 1
									254 A	Northern Ill.	1 1
									263 H	Oakland	1 1
									287 N	Saint Francis (PA)	1 0
									292 H	Eastern Ky.	3 0
									301 H	Western Ill.	3 0
LAST 10 GAMES											
			140 H	Ball St.	0 1	65 H	Buffalo	0 2			
			73 H	Miami (OH)	1 1	292 H	Eastern Ky.	3 0			
			123 A	Western Mich.	3 1	263 H	Oakland	1 1			
			254 A	Northern Ill.	1 1	106 A	Louisville	2 3			
			201 H	Akron	3 0	199 A	Cleveland St.	1 0			

Non-Div. I Games:

Kent St.

Average RPI Win: 208		WON-LOST	WINNING	LAST 10	STRENGTH OF		OPP. STRENGTH	TEAM	ADJ	CONF.	ADJ CONF.
Average RPI Loss: 126		RECORD	PCT. RANK	GAMES	SCHEDULE		OF SCHEDULE	RPI	RPI	RPI	RPI
DIV. I ONLY		6-5-3	.53571	144	5-4-1		125	160	131	.51701	132
DIV. I NON-CONF.		3-3-2	.5	154	2-2-0		125	70	123	.52138	127
TOTALS		RPI 1-25	RPI 26-50		W-L RECORDS		RPI 51-100		RPI 101-150		RPI 150+
6-5-3		0-2-0	1-0-0		OVERALL		0-0-0		1-1-2		4-2-1
4-2-1		0-0-0	1-0-0		HOME		0-0-0		1-1-0		2-1-1
2-2-2		0-1-0	0-0-0		AWAY		0-0-0		0-0-2		2-1-0
0-1-0		0-1-0	0-0-0		NEUTRAL		0-0-0		0-0-0		0-0-0
3-3-2		0-2-0	1-0-0		NON-CONFERENCE		0-0-0		1-0-1		1-1-1
2-1-1		0-0-0	1-0-0		HOME		0-0-0		1-0-0		0-1-1
1-1-1		0-1-0	0-0-		AWAY		0-0-0		0-0-1		1-0-0
0-1-0		0-1-0	0-0-0		NEUTRAL		0-0-0		0-0-0		0-0-0
3-2-1		0-0-0	0-0-0		CONFERENCE		0-0-0		0-1-1		3-1-0
2-1-0		0-0-0	0-0-0		HOME		0-0-0		0-1-0		2-0-0
1-1-1		0-0-0	0-0-0		AWAY		0-0-0		0-0-1		1-1-0
0-0-0		0-0-0	0-0-0		NEUTRAL		0-0-0		0-0-0		0-0-0
RPI S	Opponent	Score		RPI S	Opponent	Score		RPI S	Opponent	Score	
19 A	Texas Tech	0	1	50 H	Oregon	1	0		116 H	Montana	0 1
23 N	California	0	5						127 A	Northern Ariz.	1 1
									136 A	San Francisco	1 1
									148 H	Utah Valley	1 0
									207 H	Boise St.	1 1
									213 A	Southern Utah	0 2
									227 A	Idaho St.	1 0
									257 H	San Jose St.	0 1
									258 A	Colorado St.	3 0
									271 H	Weber St.	1 0
									293 H	Eastern Wash.	3 1
				LAST 10 GAMES							
				271 H	Weber St.	1	0	127 A	Northern Ariz.	1	1
				227 A	Idaho St.	1	0	257 H	San Jose St.	0	1
				116 H	Montana	0	1	50 H	Oregon	1	0
				293 H	Eastern Wash.	3	1	19 A	Texas Tech	0	1
				213 A	Southern Utah	0	2	258 A	Colorado St.	3	0

Non-Div. I Games:

Portland St.

Average RPI Win: 241		WON-LOST RECORD		WINNING PCT. RANK		LAST 10 GAMES		STRENGTH OF SCHEDULE		OPP. STRENGTH OF SCHEDULE		TEAM RPI		ADJ RPI		CONF. RPI		ADJ CONF. RPI	
DIV. I ONLY		10-5-0		.66667 69		7-3-0		236		201		133		.51639 133		16		16	
DIV. I NON-CONF.		8-2-0		.8 34		5-0-0		295		213		135		.51683 135		17		17	
TOTALS		RPI 1-25		RPI 26-50		W-L RECORDS		RPI 51-100		RPI 101-150		RPI 150+							
10-5-0		0-0-0		0-0-0		OVERALL		0-2-0		0-2-0		10-1-0							
7-0-0		0-0-0		0-0-0		HOME		0-0-0		0-0-0		7-0-0							
1-5-0		0-0-0		0-0-0		AWAY		0-2-0		0-2-0		1-1-0							
2-0-0		0-0-0		0-0-0		NEUTRAL		0-0-0		0-0-0		2-0-0							
8-2-0		0-0-0		0-0-0		NON-CONFERENCE		0-1-0		0-0-0		8-1-0							
5-0-0		0-0-0		0-0-0		HOME		0-0-0		0-0-0		5-0-0							
1-2-0		0-0-0		0-0-		AWAY		0-1-0		0-0-0		1-1-0							
2-0-0		0-0-0		0-0-0		NEUTRAL		0-0-0		0-0-0		2-0-0							
2-3-0		0-0-0		0-0-0		CONFERENCE		0-1-0		0-2-0		2-0-0							
2-0-0		0-0-0		0-0-0		HOME		0-0-0		0-0-0		2-0-0							
0-3-0		0-0-0		0-0-0		AWAY		0-1-0		0-2-0		0-0-0							
0-0-0		0-0-0		0-0-0		NEUTRAL		0-0-0		0-0-0		0-0-0							
RPI	S	Opponent		Score	RPI	S	Opponent		Score	RPI	S	Opponent		Score					
							95 A South Ala.		1 2			102 A Texas St.		0 2					
							100 A LSU		0 2			150 A Appalachian St.		2 3					
												163 H La.-Lafayette		2 0					
												166 H UAB		2 1					
												171 A Louisiana Tech		2 4					
												176 H Kennesaw St.		1 0					
												228 H Jacksonville St.		3 1					
												240 H La.-Monroe		2 0					
												252 N North Florida		1 0					
												279 A Gardner-Webb		1 0					
												290 H Tennessee Tech		3 0					
												303 N Francis Marion		3 1					
												312 H Alabama St.		6 0					
LAST 10 GAMES																			
							102 A Texas St.		0 2			252 N North Florida		1 0					
							150 A Appalachian St.		2 3			303 N Francis Marion		3 1					
							240 H La.-Monroe		2 0			166 H UAB		2 1					
							163 H La.-Lafayette		2 0			228 H Jacksonville St.		3 1					
							95 A South Ala.		1 2			279 A Gardner-Webb		1 0					

Non-Div. I Games:

Troy

Average RPI Win:	189	WON-LOST RECORD	WINNING PCT. RANK	LAST 10 GAMES	STRENGTH OF SCHEDULE	OPP. STRENGTH OF SCHEDULE	TEAM RPI	ADJ RPI	CONF. RPI	ADJ CONF. RPI		
DIV. I ONLY		5-2-5	.625	89	5-1-4	189	222	134	.51468	134	8	8
DIV. I NON-CONF.		4-1-4	.66667	77	4-0-3	223	245	139	.51427	139	10	10
<hr/>												
TOTALS	RPI 1-25	RPI 26-50		W-L RECORDS		RPI 51-100		RPI 101-150		RPI 150+		
5-2-5	0-0-0	0-0-0		OVERALL		0-0-0		1-2-0		4-0-5		
3-0-2	0-0-0	0-0-0		HOME		0-0-0		1-0-0		2-0-2		
2-2-3	0-0-0	0-0-0		AWAY		0-0-0		0-2-0		2-0-3		
0-0-0	0-0-0	0-0-0		NEUTRAL		0-0-0		0-0-0		0-0-0		
<hr/>												
4-1-4	0-0-0	0-0-0		NON-CONFERENCE		0-0-0		0-1-0		4-0-4		
2-0-2	0-0-0	0-0-0		HOME		0-0-0		0-0-0		2-0-2		
2-1-2	0-0-0	0-0-		AWAY		0-0-0		0-1-0		2-0-2		
0-0-0	0-0-0	0-0-0		NEUTRAL		0-0-0		0-0-0		0-0-0		
<hr/>												
1-1-1	0-0-0	0-0-0		CONFERENCE		0-0-0		1-1-0		0-0-1		
1-0-0	0-0-0	0-0-0		HOME		0-0-0		1-0-0		0-0-0		
0-1-1	0-0-0	0-0-0		AWAY		0-0-0		0-1-0		0-0-1		
0-0-0	0-0-0	0-0-0		NEUTRAL		0-0-0		0-0-0		0-0-0		
<hr/>												
RPI	S	Opponent	Score	RPI	S	Opponent	Score	RPI	S	Opponent	Score	
								114	A	Army	1	2
								115	H	Cornell	1	0
								141	A	Penn	0	1
								167	A	Saint Joseph's	1	0
								178	H	Fairleigh Dickinson	2	1
								182	A	Brown	2	2
								185	A	Fordham	2	1
								187	A	Seton Hall	0	0
								225	H	Sacred Heart	0	0
								230	H	Albany (NY)	0	0
								298	H	Citadel	2	1
								309	A	NJIT	0	0
								<hr/>				
LAST 10 GAMES												
309	A	NJIT	0	0	167	A	Saint Joseph's	1	0			
141	A	Penn	0	1	230	H	Albany (NY)	0	0			
182	A	Brown	2	2	187	A	Seton Hall	0	0			
185	A	Fordham	2	1	298	H	Citadel	2	1			
115	H	Cornell	1	0	178	H	Fairleigh Dickinson	2	1			

Non-Div. I Games:

Columbia

Average RPI Win:		204	WON-LOST RECORD		WINNING PCT. RANK	LAST 10 GAMES		STRENGTH OF SCHEDULE		OPP. STRENGTH OF SCHEDULE	TEAM RPI	ADJ RPI	CONF. RPI	ADJ CONF. RPI								
Average RPI Loss:		87																				
DIV. I ONLY			6-5-3		.53571	144		4-4-2		155	115	135	.51446	135								
DIV. I NON-CONF.			5-3-2		.6	114		3-2-1		104	128	90	.54749	90								
TOTALS		RPI 1-25		RPI 26-50		W-L RECORDS		RPI 51-100		RPI 101-150		RPI 150+										
6-5-3		0-1-0		0-1-1		OVERALL		0-1-0		2-2-1		4-0-1										
4-0-0		0-0-0		0-0-0		HOME		0-0-0		1-0-0		3-0-0										
0-5-3		0-1-0		0-1-1		AWAY		0-1-0		0-2-1		0-0-1										
2-0-0		0-0-0		0-0-0		NEUTRAL		0-0-0		1-0-0		1-0-0										
5-3-2		0-1-0		0-1-1		NON-CONFERENCE		0-0-0		1-1-1		4-0-0										
3-0-0		0-0-0		0-0-0		HOME		0-0-0		0-0-0		3-0-0										
0-3-2		0-1-0		0-1-		AWAY		0-0-0		0-1-1		0-0-0										
2-0-0		0-0-0		0-0-0		NEUTRAL		0-0-0		1-0-0		1-0-0										
1-2-1		0-0-0		0-0-0		CONFERENCE		0-1-0		1-1-0		0-0-1										
1-0-0		0-0-0		0-0-0		HOME		0-0-0		1-0-0		0-0-0										
0-2-1		0-0-0		0-0-0		AWAY		0-1-0		0-1-0		0-0-1										
0-0-0		0-0-0		0-0-0		NEUTRAL		0-0-0		0-0-0		0-0-0										
RPI	S	Opponent		Score		RPI	S	Opponent		Score		RPI	S	Opponent		Score						
19	A	Texas Tech		2	3	42	A	San Diego St.		2	2	80	A	CSUN		0	1					
						48	A	Southern California		1	8											
														122		H	UC Irvine	1	0			
														127		N	Northern Ariz.	4	2			
														142		A	Utah St.	0	1			
														146		A	Hawaii	1	2			
														148		A	Utah Valley	1	1			
														192		H	Duquesne	2	0			
														204		N	Grand Canyon	3	0			
														266		A	UC Davis	0	0			
														277		H	UNI	3	0			
														299		H	Bakersfield	4	0			
LAST 10 GAMES																						
								80		A	CSUN	0	1				192		H	Duquesne	2	0
								122		H	UC Irvine	1	0				142		A	Utah St.	0	1
								146		A	Hawaii	1	2				148		A	Utah Valley	1	1
								266		A	UC Davis	0	0				299		H	Bakersfield	4	0
								19		A	Texas Tech	2	3				277		H	UNI	3	0

Non-Div. I Games:

UC Riverside

Average RPI Win:		191	WON-LOST RECORD		WINNING PCT. RANK		LAST 10 GAMES		STRENGTH OF SCHEDULE		OPP. STRENGTH OF SCHEDULE		TEAM RPI		ADJ RPI		CONF. RPI		ADJ CONF. RPI	
DIV. I ONLY			5-7-2		.42857	205	3-6-1		79		124		136		.51403	136	7		7	
DIV. I NON-CONF.			4-5-2		.45455	187	2-4-1		154		137		182		.49672	177	7		7	
TOTALS		RPI 1-25		RPI 26-50		W-L RECORDS		RPI 51-100		RPI 101-150		RPI 150+								
5-7-2		0-2-0		1-2-0		OVERALL		0-1-0		1-0-1		3-2-1								
1-1-2		0-0-0		0-1-0		HOME		0-0-0		0-0-1		1-0-1								
4-6-0		0-2-0		1-1-0		AWAY		0-1-0		1-0-0		2-2-0								
0-0-0		0-0-0		0-0-0		NEUTRAL		0-0-0		0-0-0		0-0-0								
4-5-2		0-1-0		1-1-0		NON-CONFERENCE		0-1-0		0-0-1		3-2-1								
1-0-2		0-0-0		0-0-0		HOME		0-0-0		0-0-1		1-0-1								
3-5-0		0-1-0		1-0-		AWAY		0-1-0		0-0-0		2-2-0								
0-0-0		0-0-0		0-0-0		NEUTRAL		0-0-0		0-0-0		0-0-0								
1-2-0		0-1-0		0-1-0		CONFERENCE		0-0-0		1-0-0		0-0-0								
0-1-0		0-0-0		0-1-0		HOME		0-0-0		0-0-0		0-0-0								
1-1-0		0-1-0		0-0-0		AWAY		0-0-0		1-0-0		0-0-0								
0-0-0		0-0-0		0-0-0		NEUTRAL		0-0-0		0-0-0		0-0-0								
RPI	S	Opponent		Score		RPI	S	Opponent		Score		RPI	S	Opponent		Score				
14	A	Pepperdine		1	2	37	A	Boston U.		1	0	125	A	Loyola Marymount		1	0			
23	A	California		1	3	46	A	Colorado		0	3	132	H	Portland St.		1	1			
						49	H	Santa Clara		0	1	168	A	Cal Poly		1	3			
												210	A	Denver		0	1			
												247	A	Nevada		3	0			
												257	H	San Jose St.		1	1			
												266	A	UC Davis		1	0			
												280	H	LIU Brooklyn		3	0			
LAST 10 GAMES																				
						49	H	Santa Clara		0	1	210	A	Denver		0	1			
						14	A	Pepperdine		1	2	257	H	San Jose St.		1	1			
						125	A	Loyola Marymount		1	0	266	A	UC Davis		1	0			
						168	A	Cal Poly		1	3	37	A	Boston U.		1	0			
						46	A	Colorado		0	3	53	A	Harvard		0	1			

Non-Div. I Games:

San Francisco

Average RPI Win:	193	WON-LOST RECORD	WINNING PCT. RANK	LAST 10 GAMES	STRENGTH OF SCHEDULE	OPP. STRENGTH OF SCHEDULE	TEAM RPI	ADJ RPI	CONF. RPI	ADJ CONF. RPI		
DIV. I ONLY		4-7-3	.39286	233	4-5-1	47	167	139	.51278	137	11	11
DIV. I NON-CONF.		1-5-2	.25	277	1-3-0	21	168	173	.49828	172	11	11
<hr/>												
TOTALS	RPI 1-25		RPI 26-50		W-L RECORDS		RPI 51-100		RPI 101-150		RPI 150+	
4-7-3	0-1-0		0-0-0		OVERALL		1-2-1		0-2-1		3-2-1	
2-2-3	0-0-0		0-0-0		HOME		1-1-1		0-0-1		1-1-1	
2-5-0	0-1-0		0-0-0		AWAY		0-1-0		0-2-0		2-1-0	
0-0-0	0-0-0		0-0-0		NEUTRAL		0-0-0		0-0-0		0-0-0	
1-5-2	0-1-0		0-0-0		NON-CONFERENCE		0-2-1		0-2-0		1-0-1	
0-1-2	0-0-0		0-0-0		HOME		0-1-1		0-0-0		0-0-1	
1-4-0	0-1-0		0-0-		AWAY		0-1-0		0-2-0		1-0-0	
0-0-0	0-0-0		0-0-0		NEUTRAL		0-0-0		0-0-0		0-0-0	
3-2-1	0-0-0		0-0-0		CONFERENCE		1-0-0		0-0-1		2-2-0	
2-1-1	0-0-0		0-0-0		HOME		1-0-0		0-0-1		1-1-0	
1-1-0	0-0-0		0-0-0		AWAY		0-0-0		0-0-0		1-1-0	
0-0-0	0-0-0		0-0-0		NEUTRAL		0-0-0		0-0-0		0-0-0	
RPI	S	Opponent	Score	RPI	S	Opponent	Score	RPI	S	Opponent	Score	
9	A	Virginia	0 5					71	H	VCU	1 1	
								82	A	George Washington	0 1	
								93	H	Liberty	0 1	
								94	H	Western Ky.	2 1	
								105	A	Richmond	2 3	
								112	H	Marshall	1 1	
								141	A	Penn	2 3	
								171	H	Louisiana Tech	0 2	
								181	A	Fla. Atlantic	2 1	
								186	A	FIU	1 2	
								214	H	Campbell	1 1	
								247	A	Radford	1 0	
								249	H	Southern Miss.	1 0	
				LAST 10 GAMES								
				171	H	Louisiana Tech	0 2	186	A	FIU	1 2	
				249	H	Southern Miss.	1 0	105	A	Richmond	2 3	
				112	H	Marshall	1 1	9	A	Virginia	0 5	
				94	H	Western Ky.	2 1	247	A	Radford	1 0	
				181	A	Fla. Atlantic	2 1	141	A	Penn	2 3	

Non-Div. I Games:

Old Dominion

Average RPI Win: 210		WON-LOST	WINNING	LAST 10	STRENGTH OF		OPP. STRENGTH	TEAM	ADJ	CONF.	ADJ CONF.
Average RPI Loss: 112		RECORD	PCT. RANK	GAMES	SCHEDULE		OF SCHEDULE	RPI	RPI	RPI	RPI
DIV. I ONLY		6-7-2	.46667	180	3-5-2		105	129	137	.5127	138
DIV. I NON-CONF.		6-5-0	.54545	152	3-3-0		160	113	132	.51875	132
TOTALS		RPI 1-25	RPI 26-50		W-L RECORDS		RPI 51-100		RPI 101-150		RPI 150+
6-7-2	0-2-1	0-1-0		OVERALL		0-0-0		0-1-1		6-3-0	
3-2-2	0-1-1	0-0-0		HOME		0-0-0		0-0-1		3-1-0	
2-5-0	0-1-0	0-1-0		AWAY		0-0-0		0-1-0		2-2-0	
1-0-0	0-0-0	0-0-0		NEUTRAL		0-0-0		0-0-0		1-0-0	
6-5-0	0-2-0	0-1-0		NON-CONFERENCE		0-0-0		0-0-0		6-2-0	
3-2-0	0-1-0	0-0-0		HOME		0-0-0		0-0-0		3-1-0	
2-3-0	0-1-0	0-0-		AWAY		0-0-0		0-0-0		2-1-0	
1-0-0	0-0-0	0-0-0		NEUTRAL		0-0-0		0-0-0		1-0-0	
0-2-2	0-0-1	0-0-0		CONFERENCE		0-0-0		0-1-1		0-1-0	
0-0-2	0-0-1	0-0-0		HOME		0-0-0		0-0-1		0-0-0	
0-2-0	0-0-0	0-0-0		AWAY		0-0-0		0-1-0		0-1-0	
0-0-0	0-0-0	0-0-0		NEUTRAL		0-0-0		0-0-0		0-0-0	
RPI S	Opponent	Score		RPI S	Opponent	Score		RPI S	Opponent	Score	
12 A	Kansas	0	4	50 A	Oregon	0	2	124 A	Portland	1	2
14 H	Pepperdine	0	0					125 H	Loyola Marymount	2	2
23 H	California	0	4					159 A	Gonzaga	1	2
								167 H	Saint Joseph's	4	0
								168 A	Cal Poly	2	1
								169 H	Seattle	0	2
								223 A	Oregon St.	4	2
								229 N	South Dakota St.	2	1
								230 H	Albany (NY)	2	0
								244 H	Idaho	3	0
								247 A	Nevada	1	2
LAST 10 GAMES											
125 H	Loyola Marymount	2	2	12 A	Kansas	0	4				
14 H	Pepperdine	0	0	229 N	South Dakota St.	2	1				
124 A	Portland	1	2	169 H	Seattle	0	2				
159 A	Gonzaga	1	2	244 H	Idaho	3	0				
168 A	Cal Poly	2	1	247 A	Nevada	1	2				

Non-Div. I Games:

St. Mary's (CA)

Average RPI Win:	245	WON-LOST RECORD	WINNING PCT. RANK	LAST 10 GAMES	STRENGTH OF SCHEDULE	OPP. STRENGTH OF SCHEDULE	TEAM RPI	ADJ RPI	CONF. RPI	ADJ CONF. RPI				
DIV. I ONLY		5-7-1	.42308	217	5-4-1	53	244	138	.51267	139	23	22		
DIV. I NON-CONF.		1-5-0	.16667	300	1-2-0	14	96	192	.49003	193	22	21		
<hr/>														
TOTALS	RPI 1-25	RPI 26-50		W-L RECORDS		RPI 51-100		RPI 101-150		RPI 150+				
5-7-1	0-1-0	0-1-0		OVERALL		0-3-0		0-1-0		5-1-1				
3-2-0	0-0-0	0-0-0		HOME		0-1-0		0-1-0		3-0-0				
1-5-1	0-1-0	0-1-0		AWAY		0-2-0		0-0-0		1-1-1				
1-0-0	0-0-0	0-0-0		NEUTRAL		0-0-0		0-0-0		1-0-0				
<hr/>														
1-5-0	0-1-0	0-1-0		NON-CONFERENCE		0-2-0		0-1-0		1-0-0				
0-1-0	0-0-0	0-0-0		HOME		0-0-0		0-1-0		0-0-0				
0-4-0	0-1-0	0-0-		AWAY		0-2-0		0-0-0		0-0-0				
1-0-0	0-0-0	0-0-0		NEUTRAL		0-0-0		0-0-0		1-0-0				
<hr/>														
4-2-1	0-0-0	0-0-0		CONFERENCE		0-1-0		0-0-0		4-1-1				
3-1-0	0-0-0	0-0-0		HOME		0-1-0		0-0-0		3-0-0				
1-1-1	0-0-0	0-0-0		AWAY		0-0-0		0-0-0		1-1-1				
0-0-0	0-0-0	0-0-0		NEUTRAL		0-0-0		0-0-0		0-0-0				
<hr/>														
RPI	S	Opponent	Score		RPI	S	Opponent	Score		RPI	S	Opponent	Score	
19	A	Texas Tech	0	2	45	A	TCU	0	3	62	A	Tulsa	0	1
										69	A	North Texas	1	3
										92	H	Stephen F. Austin	0	1
										103	H	UTEP	0	1
										173	H	Southeastern La.	2	1
										235	A	Sam Houston St.	3	2
										239	A	Central Ark.	2	2
										245	H	Nicholls St.	3	0
										252	A	Houston Baptist	0	1
										273	N	Tex.-Pan American	5	1
										297	H	Northwestern St.	3	0
<hr/>														
LAST 10 GAMES														
92 H Stephen F. Austin					0	1	252 A Houston Baptist					0	1	
297 H Northwestern St.					3	0	235 A Sam Houston St.					3	2	
239 A Central Ark.					2	2	19 A Texas Tech					0	2	
173 H Southeastern La.					2	1	273 N Tex.-Pan American					5	1	
245 H Nicholls St.					3	0	45 A TCU					0	3	

Non-Div. I Games: Texas Wesleyan 2 1 Wayland Baptist 3 0 Abilene Christian

Average RPI Win: 226		WON-LOST RECORD		WINNING PCT. RANK		LAST 10 GAMES		STRENGTH OF SCHEDULE		OPP. STRENGTH OF SCHEDULE		TEAM RPI		ADJ RPI		CONF. RPI		ADJ CONF. RPI	
DIV. I ONLY		7-4-2		.61538 93		5-3-2		215		170		140		.51244 140		15		15	
DIV. I NON-CONF.		4-1-2		.71429 56		2-0-2		127		220		74		.56108 74		15		15	
TOTALS		RPI 1-25		RPI 26-50		W-L RECORDS		RPI 51-100		RPI 101-150		RPI 150+							
7-4-2		0-0-0		0-0-0		OVERALL		0-2-1		1-0-0		6-2-1							
4-1-1		0-0-0		0-0-0		HOME		0-0-0		0-0-0		4-1-1							
2-3-1		0-0-0		0-0-0		AWAY		0-2-1		1-0-0		1-1-0							
1-0-0		0-0-0		0-0-0		NEUTRAL		0-0-0		0-0-0		1-0-0							
4-1-2		0-0-0		0-0-0		NON-CONFERENCE		0-1-1		0-0-0		4-0-1							
2-0-1		0-0-0		0-0-0		HOME		0-0-0		0-0-0		2-0-1							
1-1-1		0-0-0		0-0-		AWAY		0-1-1		0-0-0		1-0-0							
1-0-0		0-0-0		0-0-0		NEUTRAL		0-0-0		0-0-0		1-0-0							
3-3-0		0-0-0		0-0-0		CONFERENCE		0-1-0		1-0-0		2-2-0							
2-1-0		0-0-0		0-0-0		HOME		0-0-0		0-0-0		2-1-0							
1-2-0		0-0-0		0-0-0		AWAY		0-1-0		1-0-0		0-1-0							
0-0-0		0-0-0		0-0-0		NEUTRAL		0-0-0		0-0-0		0-0-0							
RPI S	Opponent	Score		RPI S	Opponent	Score		RPI S	Opponent	Score		RPI S	Opponent	Score					
								83 A	Purdue	0	2	131 A	Kent St.	1	0				
								84 A	Navy	1	1	172 N	Delaware	1	0				
								87 A	Eastern Mich.	1	2	174 H	Morehead St.	2	2				
												190 H	Toledo	0	3				
												196 A	Ohio	0	1				
												228 H	Jacksonville St.	3	1				
												232 A	Green Bay	2	0				
												241 H	Central Mich.	2	0				
												284 H	Bowling Green	5	0				
												294 H	IPFW	3	0				
LAST 10 GAMES																			
								131 A	Kent St.	1	0	284 H	Bowling Green	5	0				
								196 A	Ohio	0	1	228 H	Jacksonville St.	3	1				
								190 H	Toledo	0	3	84 A	Navy	1	1				
								241 H	Central Mich.	2	0	172 N	Delaware	1	0				
								87 A	Eastern Mich.	1	2	174 H	Morehead St.	2	2				

Non-Div. I Games:

Ball St.

Average RPI Win: 191		WON-LOST	WINNING	LAST 10	STRENGTH OF	OPP. STRENGTH	TEAM	ADJ	CONF.	ADJ CONF.		
Average RPI Loss: 77		RECORD	PCT. RANK	GAMES	SCHEDULE	OF SCHEDULE	RPI	RPI	RPI	RPI		
DIV. I ONLY		5-4-2	.54545	133	4-4-2	179	108	141	.51117	141	8	8
DIV. I NON-CONF.		4-2-2	.625	97	3-2-2	247	109	150	.50844	150	10	10
<hr/>												
TOTALS		RPI 1-25		RPI 26-50		W-L RECORDS		RPI 51-100		RPI 101-150		RPI 150+
5-4-2		0-0-0		0-0-0		OVERALL		0-3-1		2-1-0		3-0-1
3-3-1		0-0-0		0-0-0		HOME		0-3-0		2-0-0		1-0-1
2-1-1		0-0-0		0-0-0		AWAY		0-0-1		0-1-0		2-0-0
0-0-0		0-0-0		0-0-0		NEUTRAL		0-0-0		0-0-0		0-0-0
<hr/>												
4-2-2		0-0-0		0-0-0		NON-CONFERENCE		0-2-1		1-0-0		3-0-1
2-2-1		0-0-0		0-0-0		HOME		0-2-0		1-0-0		1-0-1
2-0-1		0-0-0		0-0-		AWAY		0-0-1		0-0-0		2-0-0
0-0-0		0-0-0		0-0-0		NEUTRAL		0-0-0		0-0-0		0-0-0
<hr/>												
1-2-0		0-0-0		0-0-0		CONFERENCE		0-1-0		1-1-0		0-0-0
1-1-0		0-0-0		0-0-0		HOME		0-1-0		1-0-0		0-0-0
0-1-0		0-0-0		0-0-0		AWAY		0-0-0		0-1-0		0-0-0
0-0-0		0-0-0		0-0-0		NEUTRAL		0-0-0		0-0-0		0-0-0
<hr/>												
RPI	S	Opponent	Score	RPI	S	Opponent	Score	RPI	S	Opponent	Score	
						53 H Harvard	0 3			115 A Cornell	2 3	
						56 H William & Mary	0 3			134 H Columbia	1 0	
						71 A VCU	0 0			137 H Old Dominion	3 2	
						84 H Navy	1 2			172 A Delaware	1 0	
										197 H Loyola Maryland	1 0	
										287 H Saint Francis (PA)	1 1	
										314 A Mt. St. Mary's	1 0	
<hr/>												
LAST 10 GAMES												
						84 H Navy	1 2			172 A Delaware	1 0	
						134 H Columbia	1 0			71 A VCU	0 0	
						197 H Loyola Maryland	1 0			56 H William & Mary	0 3	
						115 A Cornell	2 3			287 H Saint Francis (PA)	1 1	
						53 H Harvard	0 3			137 H Old Dominion	3 2	

Non-Div. I Games:

Penn

Utahst

Utah St.

Average RPI Win: 260		WON-LOST	WINNING	LAST 10	STRENGTH OF		OPP. STRENGTH	TEAM	ADJ		CONF.	ADJ CONF.	
Average RPI Loss: 86		RECORD	PCT. RANK	GAMES	SCHEDULE		OF SCHEDULE	RPI	RPI		RPI	RPI	
DIV. I ONLY		9-4-1	.67857	60	5-4-1		263	212	143	.51038	143	9	9
DIV. I NON-CONF.		8-1-0	.88889	14	4-1-0		305	293	134	.51711	134	8	8
TOTALS		RPI 1-25	RPI 26-50		W-L RECORDS		RPI 51-100		RPI 101-150		RPI 150+		
9-4-1	0-0-0	0-1-0		OVERALL		1-1-0		0-2-0		8-0-1			
5-2-1	0-0-0	0-0-0		HOME		1-0-0		0-2-0		4-0-1			
4-2-0	0-0-0	0-1-0		AWAY		0-1-0		0-0-0		4-0-0			
0-0-0	0-0-0	0-0-0		NEUTRAL		0-0-0		0-0-0		0-0-0			
8-1-0	0-0-0	0-0-0		NON-CONFERENCE		0-0-0		0-1-0		8-0-0			
4-1-0	0-0-0	0-0-0		HOME		0-0-0		0-1-0		4-0-0			
4-0-0	0-0-0	0-0-		AWAY		0-0-0		0-0-0		4-0-0			
0-0-0	0-0-0	0-0-0		NEUTRAL		0-0-0		0-0-0		0-0-0			
1-3-1	0-0-0	0-1-0		CONFERENCE		1-1-0		0-1-0		0-0-1			
1-1-1	0-0-0	0-0-0		HOME		1-0-0		0-1-0		0-0-1			
0-2-0	0-0-0	0-1-0		AWAY		0-1-0		0-0-0		0-0-0			
0-0-0	0-0-0	0-0-0		NEUTRAL		0-0-0		0-0-0		0-0-0			
RPI S	Opponent	Score	RPI S	Opponent	Score	RPI S	Opponent	Score	RPI S	Opponent	Score		
			31 A DePaul	0	2	77 H Providence	2	1	108 H St. John's (NY)	0	1		
						91 A Marquette	2	7	113 H UMKC	0	2		
									187 H Seton Hall	1	1		
									229 A South Dakota St.	3	2		
									238 A South Dakota	3	1		
									251 H Drake	4	3		
									300 H New Mexico St.	6	0		
									301 H Western Ill.	4	0		
									305 A Omaha	2	1		
									315 H Incarnate Word	2	0		
									322 A North Dakota	3	0		
LAST 10 GAMES													
			31 A DePaul	0	2	305 A Omaha	2	1					
			187 H Seton Hall	1	1	113 H UMKC	0	2					
			77 H Providence	2	1	238 A South Dakota	3	1					
			108 H St. John's (NY)	0	1	322 A North Dakota	3	0					
			91 A Marquette	2	7	251 H Drake	4	3					

Non-Div. I Games:

Creighton

Average RPI Win: 194		WON-LOST	WINNING	LAST 10	STRENGTH OF		OPP. STRENGTH	TEAM	ADJ		CONF.	ADJ CONF.
Average RPI Loss: 134		RECORD	PCT. RANK	GAMES	SCHEDULE		OF SCHEDULE	RPI	RPI		RPI	RPI
DIV. I ONLY		6-6-2	.5	159	5-4-1		119	164	144		.51038	143
DIV. I NON-CONF.		3-4-1	.4375	206	2-2-0		112	158	165		.50096	164
TOTALS		RPI 1-25	RPI 26-50		W-L RECORDS		RPI 51-100		RPI 101-150		RPI 150+	
6-6-2		0-0-0	0-1-0		OVERALL		0-1-1		0-1-0		6-3-1	
4-3-1		0-0-0	0-0-0		HOME		0-1-1		0-1-0		4-1-0	
2-3-1		0-0-0	0-1-0		AWAY		0-0-0		0-0-0		2-2-1	
0-0-0		0-0-0	0-0-0		NEUTRAL		0-0-0		0-0-0		0-0-0	
3-4-1		0-0-0	0-1-0		NON-CONFERENCE		0-1-1		0-0-0		3-2-0	
2-1-1		0-0-0	0-0-0		HOME		0-1-1		0-0-0		2-0-0	
1-3-0		0-0-0	0-0-		AWAY		0-0-0		0-0-0		1-2-0	
0-0-0		0-0-0	0-0-0		NEUTRAL		0-0-0		0-0-0		0-0-0	
3-2-1		0-0-0	0-0-0		CONFERENCE		0-0-0		0-1-0		3-1-1	
2-2-0		0-0-0	0-0-0		HOME		0-0-0		0-1-0		2-1-0	
1-0-1		0-0-0	0-0-0		AWAY		0-0-0		0-0-0		1-0-1	
0-0-0		0-0-0	0-0-0		NEUTRAL		0-0-0		0-0-0		0-0-0	
RPI S	Opponent	Score	RPI S	Opponent	Score	RPI S	Opponent	Score	RPI S	Opponent	Score	
			43 A	Ole Miss	0 4	57 H	South Fla.	0 3	103 H	UTEP	0 1	
						67 H	Alabama	2 2	151 A	Lipscomb	2 1	
									170 H	UTSA	0 3	
									171 A	Louisiana Tech	1 0	
									181 H	Fla. Atlantic	1 0	
									186 H	FIU	2 0	
									205 H	Murray St.	1 0	
									209 A	Belmont	0 1	
									222 A	Western Caro.	0 1	
									249 A	Southern Miss.	2 2	
									268 H	Austin Peay	2 0	
LAST 10 GAMES												
			186 H	FIU	2 0	103 H	UTEP	0 1				
			181 H	Fla. Atlantic	1 0	222 A	Western Caro.	0 1				
			249 A	Southern Miss.	2 2	43 A	Ole Miss	0 4				
			171 A	Louisiana Tech	1 0	205 H	Murray St.	1 0				
			170 H	UTSA	0 3	268 H	Austin Peay	2 0				

Non-Div. I Games:

Middle Tenn.

SMU				Through Games Of Oct. 12, 2014											
Average RPI Win:		193	WON-LOST RECORD	WINNING PCT. RANK	LAST 10 GAMES	STRENGTH OF SCHEDULE	OPP. STRENGTH OF SCHEDULE	TEAM RPI	ADJ RPI	CONF. RPI	ADJ CONF. RPI				
DIV. I ONLY			6-9-0	.4	229	5-5-0	83	85	146	.50998	145	6	6		
DIV. I NON-CONF.			4-6-0	.4	220	3-2-0	130	90	189	.49168	189	6	6		
TOTALS		RPI 1-25	RPI 26-50		W-L RECORDS		RPI 51-100		RPI 101-150		RPI 150+				
6-9-0		0-3-0	0-2-0		OVERALL		1-3-0		0-0-0		5-1-0				
4-4-0		0-1-0	0-1-0		HOME		1-1-0		0-0-0		3-1-0				
2-5-0		0-2-0	0-1-0		AWAY		0-2-0		0-0-0		2-0-0				
0-0-0		0-0-0	0-0-0		NEUTRAL		0-0-0		0-0-0		0-0-0				
4-6-0		0-2-0	0-1-0		NON-CONFERENCE		0-2-0		0-0-0		4-1-0				
3-3-0		0-1-0	0-0-0		HOME		0-1-0		0-0-0		3-1-0				
1-3-0		0-1-0	0-0-		AWAY		0-1-0		0-0-0		1-0-0				
0-0-0		0-0-0	0-0-0		NEUTRAL		0-0-0		0-0-0		0-0-0				
2-3-0		0-1-0	0-1-0		CONFERENCE		1-1-0		0-0-0		1-0-0				
1-1-0		0-0-0	0-1-0		HOME		1-0-0		0-0-0		0-0-0				
1-2-0		0-1-0	0-0-0		AWAY		0-1-0		0-0-0		1-0-0				
0-0-0		0-0-0	0-0-0		NEUTRAL		0-0-0		0-0-0		0-0-0				
RPI	S	Opponent	Score	RPI	S	Opponent	Score	RPI	S	Opponent	Score	RPI	S	Opponent	Score
12	A	Kansas	0 3	39	H	UConn	1 3	51	H	BYU	0 3	159	H	Gonzaga	2 1
20	A	UCF	0 3	45	A	TCU	1 4	57	A	South Fla.	1 2	170	H	UTSA	2 1
25	H	Missouri	1 3					72	H	Temple	1 0	188	A	Houston	3 2
								86	A	Nebraska	0 4	224	H	Oral Roberts	1 2
												258	A	Colorado St.	1 0
												308	H	Texas Southern	1 0
LAST 10 GAMES															
				39	H	UConn	1 3					188	A	Houston	3 2
				72	H	Temple	1 0					159	H	Gonzaga	2 1
				57	A	South Fla.	1 2					45	A	TCU	1 4
				20	A	UCF	0 3					258	A	Colorado St.	1 0
				51	H	BYU	0 3					170	H	UTSA	2 1

Non-Div. I Games:

SMU

Average RPI Win: 206		WON-LOST	WINNING	LAST 10	STRENGTH OF		OPP. STRENGTH	TEAM	ADJ	CONF.	ADJ CONF.
Average RPI Loss: 105		RECORD	PCT. RANK	GAMES	SCHEDULE		OF SCHEDULE	RPI	RPI	RPI	RPI
DIV. I ONLY		6-8-0	.42857	205	4-6-0		81	143	147	.50975	146
DIV. I NON-CONF.		5-5-0	.5	154	3-3-0		47	133	92	.54566	94
TOTALS		RPI 1-25	RPI 26-50		W-L RECORDS		RPI 51-100		RPI 101-150		RPI 150+
6-8-0		0-2-0	0-2-0		OVERALL		0-0-0		2-1-0		4-3-0
3-5-0		0-2-0	0-2-0		HOME		0-0-0		1-0-0		2-1-0
2-3-0		0-0-0	0-0-0		AWAY		0-0-0		1-1-0		1-2-0
1-0-0		0-0-0	0-0-0		NEUTRAL		0-0-0		0-0-0		1-0-0
5-5-0		0-2-0	0-2-0		NON-CONFERENCE		0-0-0		1-0-0		4-1-0
2-4-0		0-2-0	0-2-0		HOME		0-0-0		0-0-0		2-0-0
2-1-0		0-0-0	0-0-		AWAY		0-0-0		1-0-0		1-1-0
1-0-0		0-0-0	0-0-0		NEUTRAL		0-0-0		0-0-0		1-0-0
1-3-0		0-0-0	0-0-0		CONFERENCE		0-0-0		1-1-0		0-2-0
1-1-0		0-0-0	0-0-0		HOME		0-0-0		1-0-0		0-1-0
0-2-0		0-0-0	0-0-0		AWAY		0-0-0		0-1-0		0-1-0
0-0-0		0-0-0	0-0-0		NEUTRAL		0-0-0		0-0-0		0-0-0
RPI S	Opponent	Score		RPI S	Opponent	Score		RPI S	Opponent	Score	
1 H	UCLA	0	6	33 H	Texas	1	2	116 A	Montana	2	1
17 H	Washington St.	1	3	35 H	Arizona St.	2	5	135 H	UC Riverside	2	1
								149 A	UC Santa Barbara	1	2
								168 A	Cal Poly	0	2
								169 H	Seattle	2	1
								211 H	Cal St. Fullerton	1	2
								227 A	Idaho St.	4	5
								254 H	Northern Ill.	3	2
								271 A	Weber St.	4	3
								293 N	Eastern Wash.	3	1
LAST 10 GAMES											
				168 A	Cal Poly	0	2	293 N	Eastern Wash.	3	1
				149 A	UC Santa Barbara	1	2	227 A	Idaho St.	4	5
				135 H	UC Riverside	2	1	271 A	Weber St.	4	3
				211 H	Cal St. Fullerton	1	2	17 H	Washington St.	1	3
				116 A	Montana	2	1	1 H	UCLA	0	6

Non-Div. I Games:

Hawaii

Average RPI Win:	186	WON-LOST	WINNING	LAST 10	STRENGTH OF	OPP. STRENGTH	TEAM	ADJ	CONF.	ADJ CONF.	
Average RPI Loss:	103	RECORD	PCT. RANK	GAMES	SCHEDULE	OF SCHEDULE	RPI	RPI	RPI	RPI	
DIV. I ONLY	7-7-1	.5	159	4-5-1	149	98	148	.5093	147	10	10
DIV. I NON-CONF.	5-3-1	.61111	106	2-1-1	161	72	100	.53983	100	9	9
TOTALS	RPI 1-25	RPI 26-50		W-L RECORDS		RPI 51-100		RPI 101-150		RPI 150+	
7-7-1	0-1-0	0-0-0		OVERALL		2-3-1		0-1-0		5-2-0	
4-2-1	0-0-0	0-0-0		HOME		1-2-1		0-0-0		3-0-0	
2-5-0	0-1-0	0-0-0		AWAY		0-1-0		0-1-0		2-2-0	
1-0-0	0-0-0	0-0-0		NEUTRAL		1-0-0		0-0-0		0-0-0	
5-3-1	0-1-0	0-0-0		NON-CONFERENCE		2-1-1		0-0-0		3-1-0	
3-1-1	0-0-0	0-0-0		HOME		1-1-1		0-0-0		2-0-0	
1-2-0	0-1-0	0-0-		AWAY		0-0-0		0-0-0		1-1-0	
1-0-0	0-0-0	0-0-0		NEUTRAL		1-0-0		0-0-0		0-0-0	
2-4-0	0-0-0	0-0-0		CONFERENCE		0-2-0		0-1-0		2-1-0	
1-1-0	0-0-0	0-0-0		HOME		0-1-0		0-0-0		1-0-0	
1-3-0	0-0-0	0-0-0		AWAY		0-1-0		0-1-0		1-1-0	
0-0-0	0-0-0	0-0-0		NEUTRAL		0-0-0		0-0-0		0-0-0	
RPI S	Opponent	Score		RPI S	Opponent	Score		RPI S	Opponent	Score	
8 A	Virginia Tech	0 2				56 H	William & Mary 0 2	111 A	James Madison	0 2	
						75 A	Drexel 0 1	172 A	Delaware	1 4	
						78 H	East Carolina 0 0	193 H	Coastal Caro.	7 0	
						81 H	Ga. Southern 0 2	208 A	Towson	2 1	
						85 N	Wake Forest 3 2	212 H	Elon	2 0	
						89 H	Charlotte 4 2	214 A	Campbell	1 0	
								218 A	North Carolina St.	1 2	
								303 H	Francis Marion	8 0	
LAST 10 GAMES											
				111 A	James Madison	0 2		172 A	Delaware	1 4	
				208 A	Towson	2 1		78 H	East Carolina	0 0	
				212 H	Elon	2 0		193 H	Coastal Caro.	7 0	
				56 H	William & Mary	0 2		303 H	Francis Marion	8 0	
				75 A	Drexel	0 1		8 A	Virginia Tech	0 2	

Non-Div. I Games:

UNCW

Average RPI Win:	186	WON-LOST RECORD	WINNING PCT. RANK	LAST 10 GAMES	STRENGTH OF SCHEDULE	OPP. STRENGTH OF SCHEDULE	TEAM RPI	ADJ RPI	CONF. RPI	ADJ CONF. RPI	
DIV. I ONLY	8-5-2	.6	106	6-3-1	223	136	145	.50847	148	28	28
DIV. I NON-CONF.	5-3-2	.6	114	3-1-1	68	170	77	.5546	80	27	28
TOTALS	RPI 1-25	RPI 26-50	W-L RECORDS		RPI 51-100	RPI 101-150		RPI 150+			
8-5-2	0-0-0	0-1-0	OVERALL		1-0-0	2-1-1		5-3-1			
6-1-2	0-0-0	0-0-0	HOME		1-0-0	2-0-1		3-1-1			
2-3-0	0-0-0	0-1-0	AWAY		0-0-0	0-1-0		2-1-0			
0-1-0	0-0-0	0-0-0	NEUTRAL		0-0-0	0-0-0		0-1-0			
5-3-2	0-0-0	0-1-0	NON-CONFERENCE		1-0-0	2-1-1		2-1-1			
5-0-2	0-0-0	0-0-0	HOME		1-0-0	2-0-1		2-0-1			
0-2-0	0-0-0	0-0-	AWAY		0-0-0	0-1-0		0-0-0			
0-1-0	0-0-0	0-0-0	NEUTRAL		0-0-0	0-0-0		0-1-0			
3-2-0	0-0-0	0-0-0	CONFERENCE		0-0-0	0-0-0		3-2-0			
1-1-0	0-0-0	0-0-0	HOME		0-0-0	0-0-0		1-1-0			
2-1-0	0-0-0	0-0-0	AWAY		0-0-0	0-0-0		2-1-0			
0-0-0	0-0-0	0-0-0	NEUTRAL		0-0-0	0-0-0		0-0-0			
RPI S	Opponent	Score	RPI S	Opponent	Score	RPI S	Opponent	Score	RPI S	Opponent	Score
38	A Utah	0 4	96	H Baylor	2 1	103	H UTEP	2 0	118	H Wyoming	3 0
						132	A Portland St.	0 1	135	H UC Riverside	1 1
						157	H UNLV	1 0	169	A Seattle	1 2
						204	A Grand Canyon	2 0	204	H Grand Canyon	0 2
						207	H Boise St.	1 1	213	H Southern Utah	2 0
						251	N Drake	0 1	299	A Bakersfield	2 1
						299	H Bakersfield	2 1			
LAST 10 GAMES			204	H Grand Canyon	0 2	38	A Utah	0 4	135	H UC Riverside	1 1
			299	H Bakersfield	2 1	157	H UNLV	1 0	103	H UTEP	2 0
			204	A Grand Canyon	2 0	213	H Southern Utah	2 0			
			299	A Bakersfield	2 1						
			169	A Seattle	1 2						

Non-Div. I Games:

Utah Valley

Average RPI Win:		240	WON-LOST RECORD		WINNING PCT. RANK		LAST 10 GAMES		STRENGTH OF SCHEDULE		OPP. STRENGTH OF SCHEDULE		TEAM RPI		ADJ RPI		CONF. RPI		ADJ CONF. RPI				
Average RPI Loss:		87																					
DIV. I ONLY			8-5-2		.6 106		6-3-1		224		145		149		.50803 149		14		14				
DIV. I NON-CONF.			6-3-2		.63636 94		4-1-1		199		184		128		.51971 129		13		13				
TOTALS		RPI 1-25		RPI 26-50		W-L RECORDS		RPI 51-100		RPI 101-150		RPI 150+											
8-5-2		0-1-0		0-0-0		OVERALL		0-1-1		1-3-0		7-0-1											
6-2-1		0-0-0		0-0-0		HOME		0-1-0		1-1-0		5-0-1											
2-3-1		0-1-0		0-0-0		AWAY		0-0-1		0-2-0		2-0-0											
0-0-0		0-0-0		0-0-0		NEUTRAL		0-0-0		0-0-0		0-0-0											
6-3-2		0-1-0		0-0-0		NON-CONFERENCE		0-0-1		0-2-0		6-0-1											
4-1-1		0-0-0		0-0-0		HOME		0-0-0		0-1-0		4-0-1											
2-2-1		0-1-0		0-0-		AWAY		0-0-1		0-1-0		2-0-0											
0-0-0		0-0-0		0-0-0		NEUTRAL		0-0-0		0-0-0		0-0-0											
2-2-0		0-0-0		0-0-0		CONFERENCE		0-1-0		1-1-0		1-0-0											
2-1-0		0-0-0		0-0-0		HOME		0-1-0		1-0-0		1-0-0											
0-1-0		0-0-0		0-0-0		AWAY		0-0-0		0-1-0		0-0-0											
0-0-0		0-0-0		0-0-0		NEUTRAL		0-0-0		0-0-0		0-0-0											
RPI	S	Opponent		Score		RPI	S	Opponent		Score		RPI	S	Opponent		Score							
2	A	Stanford		0 2								80	H	CSUN		0 1							
												97	A	Cincinnati		2 2							
														107 A Long Beach St.		0 2							
														119 A Dayton		0 2							
														125 H Loyola Marymount		1 2							
														146 H Hawaii		2 1							
														192 H Duquesne		4 0							
														199 H Cleveland St.		3 0							
														213 H Southern Utah		2 0							
														257 H San Jose St.		0 0							
														266 H UC Davis		3 2							
														295 A Pacific		6 1							
														299 H Bakersfield		2 0							
														307 A Sacramento St.		2 0							
						LAST 10 GAMES																	
						266	H	UC Davis		3 2		295	A	Pacific		6 1							
						146	H	Hawaii		2 1		307	A	Sacramento St.		2 0							
						107	A	Long Beach St.		0 2		299	H	Bakersfield		2 0							
						80	H	CSUN		0 1		257	H	San Jose St.		0 0							
						192	H	Duquesne		4 0		125	H	Loyola Marymount		1 2							

Non-Div. I Games:

UC Santa Barbara

Average RPI Win:	188	WON-LOST	WINNING	LAST 10	STRENGTH OF	OPP. STRENGTH	TEAM	ADJ	CONF.	ADJ CONF.	
Average RPI Loss:	155	RECORD	PCT. RANK	GAMES	SCHEDULE	OF SCHEDULE	RPI	RPI	RPI	RPI	
DIV. I ONLY	6-8-0	.42857	205	4-6-0	60	266	150	.50799	150	16	16
DIV. I NON-CONF.	3-6-0	.33333	252	1-4-0	115	236	217	.46706	217	17	17
TOTALS	RPI 1-25	RPI 26-50	W-L RECORDS	RPI 51-100	RPI 101-150	RPI 150+					
6-8-0	0-0-0	0-0-0	OVERALL	1-1-0	1-3-0	4-4-0					
3-2-0	0-0-0	0-0-0	HOME	1-1-0	1-0-0	1-1-0					
3-6-0	0-0-0	0-0-0	AWAY	0-0-0	0-3-0	3-3-0					
0-0-0	0-0-0	0-0-0	NEUTRAL	0-0-0	0-0-0	0-0-0					
3-6-0	0-0-0	0-0-0	NON-CONFERENCE	1-0-0	0-2-0	2-4-0					
2-1-0	0-0-0	0-0-0	HOME	1-0-0	0-0-0	1-1-0					
1-5-0	0-0-0	0-0-	AWAY	0-0-0	0-2-0	1-3-0					
0-0-0	0-0-0	0-0-0	NEUTRAL	0-0-0	0-0-0	0-0-0					
3-2-0	0-0-0	0-0-0	CONFERENCE	0-1-0	1-1-0	2-0-0					
1-1-0	0-0-0	0-0-0	HOME	0-1-0	1-0-0	0-0-0					
2-1-0	0-0-0	0-0-0	AWAY	0-0-0	0-1-0	2-0-0					
0-0-0	0-0-0	0-0-0	NEUTRAL	0-0-0	0-0-0	0-0-0					
RPI S	Opponent	Score	RPI S	Opponent	Score	RPI S	Opponent	Score	RPI S	Opponent	Score
						93 H	Liberty	4 3	102 A	Texas St.	1 2
						95 H	South Ala.	1 2	111 A	James Madison	1 2
									112 A	Marshall	1 2
									133 H	Troy	3 2
									160 A	East Tenn. St.	0 1
									174 A	Morehead St.	1 4
									184 A	UALR	3 0
									209 H	Belmont	4 1
									212 A	Elon	3 1
									236 H	George Mason	0 2
									247 A	Radford	1 2
									296 A	Arkansas St.	1 0
LAST 10 GAMES											
						95 H	South Ala.	1 2	247 A	Radford	1 2
						133 H	Troy	3 2	111 A	James Madison	1 2
						102 A	Texas St.	1 2	236 H	George Mason	0 2
						296 A	Arkansas St.	1 0	209 H	Belmont	4 1
						184 A	UALR	3 0	112 A	Marshall	1 2

Non-Div. I Games:

Appalachian St.

Average RPI Win:	230	WON-LOST	WINNING	LAST 10	STRENGTH OF	OPP. STRENGTH	TEAM	ADJ	CONF.	ADJ CONF.	
Average RPI Loss:	80 <th>RECORD</th> <th>PCT. RANK</th> <th>GAMES</th> <th>SCHEDULE</th> <th>OF SCHEDULE</th> <th>RPI</th> <th>RPI</th> <th>RPI</th> <th>RPI</th>	RECORD	PCT. RANK	GAMES	SCHEDULE	OF SCHEDULE	RPI	RPI	RPI	RPI	
DIV. I ONLY	9-5-2	.625	89	6-3-1	260	123	151	.50679	151	21	21
DIV. I NON-CONF.	6-4-1	.59091	124	3-2-0	269	98	188	.49323	185	20	20
<hr/>											
TOTALS	RPI 1-25	RPI 26-50		W-L RECORDS	RPI 51-100		RPI 101-150		RPI 150+		
9-5-2	0-0-0	0-1-1		OVERALL	0-3-0		1-1-0		8-0-1		
5-2-1	0-0-0	0-0-0		HOME	0-1-0		1-1-0		4-0-1		
4-3-1	0-0-0	0-1-1		AWAY	0-2-0		0-0-0		4-0-0		
0-0-0	0-0-0	0-0-0		NEUTRAL	0-0-0		0-0-0		0-0-0		
<hr/>											
6-4-1	0-0-0	0-1-1		NON-CONFERENCE	0-2-0		1-1-0		5-0-0		
3-2-0	0-0-0	0-0-0		HOME	0-1-0		1-1-0		2-0-0		
3-2-1	0-0-0	0-1-		AWAY	0-1-0		0-0-0		3-0-0		
0-0-0	0-0-0	0-0-0		NEUTRAL	0-0-0		0-0-0		0-0-0		
<hr/>											
3-1-1	0-0-0	0-0-0		CONFERENCE	0-1-0		0-0-0		3-0-1		
2-0-1	0-0-0	0-0-0		HOME	0-0-0		0-0-0		2-0-1		
1-1-0	0-0-0	0-0-0		AWAY	0-1-0		0-0-0		1-0-0		
0-0-0	0-0-0	0-0-0		NEUTRAL	0-0-0		0-0-0		0-0-0		
<hr/>											
RPI S	Opponent	Score	RPI S	Opponent	Score	RPI S	Opponent	Score	RPI S	Opponent	Score
			30 A	Arizona	1 3	55 A	FGCU	1 2	104 H	Samford	2 0
			47 A	Memphis	0 0	76 A	Vanderbilt	0 1	143 H	Middle Tenn.	1 2
						94 H	Western Ky.	0 2	155 H	Jacksonville	1 0
									176 H	Kennesaw St.	3 0
									204 A	Grand Canyon	1 0
									222 H	Western Caro.	1 0
									252 H	North Florida	0 0
									268 A	Austin Peay	2 0
									288 A	Stetson	4 2
									321 H	Alabama A&M	7 0
									328 A	Chattanooga	2 0
<hr/>											
			LAST 10 GAMES								
			55 A	FGCU	1 2	204 A	Grand Canyon	1 0			
			288 A	Stetson	4 2	30 A	Arizona	1 3			
			155 H	Jacksonville	1 0	104 H	Samford	2 0			
			252 H	North Florida	0 0	76 A	Vanderbilt	0 1			
			176 H	Kennesaw St.	3 0	328 A	Chattanooga	2 0			

Non-Div. I Games:

Lipscomb

Average RPI Win:	262	WON-LOST	WINNING	LAST 10	STRENGTH OF	OPP. STRENGTH	TEAM	ADJ	CONF.	ADJ CONF.	
Average RPI Loss:	93	RECORD	PCT. RANK	GAMES	SCHEDULE	OF SCHEDULE	RPI	RPI	RPI	RPI	
DIV. I ONLY	7-2-4	.69231	56	5-2-3	276	234	152	.50654	152	25	25
DIV. I NON-CONF.	4-1-2	.71429	56	2-1-1	192	171	95	.54656	92	25	26
TOTALS	RPI 1-25	RPI 26-50	W-L RECORDS	RPI 51-100	RPI 101-150	RPI 150+					
7-2-4	0-0-0	0-0-0	OVERALL	1-1-0	0-1-0	6-0-4					
5-1-1	0-0-0	0-0-0	HOME	1-1-0	0-0-0	4-0-1					
2-1-3	0-0-0	0-0-0	AWAY	0-0-0	0-1-0	2-0-3					
0-0-0	0-0-0	0-0-0	NEUTRAL	0-0-0	0-0-0	0-0-0					
4-1-2	0-0-0	0-0-0	NON-CONFERENCE	1-1-0	0-0-0	3-0-2					
3-1-1	0-0-0	0-0-0	HOME	1-1-0	0-0-0	2-0-1					
1-0-1	0-0-0	0-0-	AWAY	0-0-0	0-0-0	1-0-1					
0-0-0	0-0-0	0-0-0	NEUTRAL	0-0-0	0-0-0	0-0-0					
3-1-2	0-0-0	0-0-0	CONFERENCE	0-0-0	0-1-0	3-0-2					
2-0-0	0-0-0	0-0-0	HOME	0-0-0	0-0-0	2-0-0					
1-1-2	0-0-0	0-0-0	AWAY	0-0-0	0-1-0	1-0-2					
0-0-0	0-0-0	0-0-0	NEUTRAL	0-0-0	0-0-0	0-0-0					
RPI S	Opponent	Score	RPI S	Opponent	Score	RPI S	Opponent	Score	RPI S	Opponent	Score
						65 H	Buffalo	0 2	120 A	Monmouth	1 3
						75 H	Drexel	1 0	175 A	Manhattan	1 1
									192 A	Duquesne	0 0
									199 H	Cleveland St.	0 0
									233 A	Siena	0 0
									243 A	St. Bonaventure	3 1
									246 H	Binghamton	2 1
									302 H	Robert Morris	1 0
									320 H	Quinnipiac	4 1
									323 A	Canisius	1 0
									325 H	Saint Peter's	1 0
			LAST 10 GAMES								
						325 H	Saint Peter's	1 0	175 A	Manhattan	1 1
						233 A	Siena	0 0	302 H	Robert Morris	1 0
						120 A	Monmouth	1 3	199 H	Cleveland St.	0 0
						323 A	Canisius	1 0	246 H	Binghamton	2 1
						320 H	Quinnipiac	4 1	65 H	Buffalo	0 2

Non-Div. I Games:




Niagara

Average RPI Win: 204		WON-LOST RECORD		WINNING PCT. RANK		LAST 10 GAMES		STRENGTH OF SCHEDULE		OPP. STRENGTH OF SCHEDULE		TEAM RPI		ADJ RPI		CONF. RPI		ADJ CONF. RPI	
DIV. I ONLY		5-3-2		.6 106		5-3-2		250		117		154		.50574 153		8		8	
DIV. I NON-CONF.		5-2-0		.71429 56		5-2-0		291		172		156		.50581 153		10		10	
TOTALS		RPI 1-25		RPI 26-50		W-L RECORDS		RPI 51-100		RPI 101-150		RPI 150+							
5-3-2		0-0-0		0-0-0		OVERALL		2-1-1		0-0-1		3-2-0							
3-3-0		0-0-0		0-0-0		HOME		1-1-0		0-0-0		2-2-0							
2-0-2		0-0-0		0-0-0		AWAY		1-0-1		0-0-1		1-0-0							
0-0-0		0-0-0		0-0-0		NEUTRAL		0-0-0		0-0-0		0-0-0							
5-2-0		0-0-0		0-0-0		NON-CONFERENCE		2-0-0		0-0-0		3-2-0							
3-2-0		0-0-0		0-0-0		HOME		1-0-0		0-0-0		2-2-0							
2-0-0		0-0-0		0-0-		AWAY		1-0-0		0-0-0		1-0-0							
0-0-0		0-0-0		0-0-0		NEUTRAL		0-0-0		0-0-0		0-0-0							
0-1-2		0-0-0		0-0-0		CONFERENCE		0-1-1		0-0-1		0-0-0							
0-1-0		0-0-0		0-0-0		HOME		0-1-0		0-0-0		0-0-0							
0-0-2		0-0-0		0-0-0		AWAY		0-0-1		0-0-1		0-0-0							
0-0-0		0-0-0		0-0-0		NEUTRAL		0-0-0		0-0-0		0-0-0							
RPI	S	Opponent		Score		RPI	S	Opponent		Score		RPI	S	Opponent		Score			

Non-Div. I Games:

Yale

Non-Div. I Games:

 Tie,  Loss,  Non-Conf, S Site, H Home, A Away, N Neutral Page 154

Average RPI Win:	222	WON-LOST RECORD	WINNING PCT. RANK	LAST 10 GAMES	STRENGTH OF SCHEDULE	OPP. STRENGTH OF SCHEDULE	TEAM RPI	ADJ RPI	CONF. RPI	ADJ CONF. RPI	
DIV. I ONLY		9-6-1	.59375 113	6-4-0	228	172	155	.50312 155	21	21	
DIV. I NON-CONF.		6-4-1	.59091 124	3-2-0	158	125	114	.53011 116	20	20	
<hr/>											
TOTALS	RPI 1-25	RPI 26-50		W-L RECORDS	RPI 51-100		RPI 101-150		RPI 150+		
9-6-1	0-0-0	0-1-0		OVERALL	1-0-0		0-1-0		8-4-1		
6-3-1	0-0-0	0-1-0		HOME	1-0-0		0-0-0		5-2-1		
2-3-0	0-0-0	0-0-0		AWAY	0-0-0		0-1-0		2-2-0		
1-0-0	0-0-0	0-0-0		NEUTRAL	0-0-0		0-0-0		1-0-0		
<hr/>											
6-4-1	0-0-0	0-1-0		NON-CONFERENCE	1-0-0		0-1-0		5-2-1		
4-2-1	0-0-0	0-1-0		HOME	1-0-0		0-0-0		3-1-1		
1-2-0	0-0-0	0-0-		AWAY	0-0-0		0-1-0		1-1-0		
1-0-0	0-0-0	0-0-0		NEUTRAL	0-0-0		0-0-0		1-0-0		
<hr/>											
3-2-0	0-0-0	0-0-0		CONFERENCE	0-0-0		0-0-0		3-2-0		
2-1-0	0-0-0	0-0-0		HOME	0-0-0		0-0-0		2-1-0		
1-1-0	0-0-0	0-0-0		AWAY	0-0-0		0-0-0		1-1-0		
0-0-0	0-0-0	0-0-0		NEUTRAL	0-0-0		0-0-0		0-0-0		
<hr/>											
RPI S	Opponent	Score	RPI S	Opponent	Score	RPI S	Opponent	Score	RPI S	Opponent	Score
			32 H	Boston College	0 1	81 H	Ga. Southern	2 0	101 A	Furman	0 2
									151 A	Lipscomb	0 1
									154 A	Miami (FL)	0 1
									166 N	UAB	2 1
									176 H	Kennesaw St.	0 1
									177 H	Bucknell	1 2
									181 H	Fla. Atlantic	1 0
									183 H	High Point	0 0
									193 H	Coastal Caro.	2 1
									219 H	Lafayette	3 0
									264 A	Col. of Charleston	2 1
									283 A	Northern Ky.	1 0
									288 H	Stetson	2 1
									326 H	USC Upstate	2 1
<hr/>											
LAST 10 GAMES											
			326 H	USC Upstate	2 1	81 H	Ga. Southern	2 0			
			176 H	Kennesaw St.	0 1	101 A	Furman	0 2			
			151 A	Lipscomb	0 1	177 H	Bucknell	1 2			
			283 A	Northern Ky.	1 0	181 H	Fla. Atlantic	1 0			
			288 H	Stetson	2 1	264 A	Col. of Charleston	2 1			

Non-Div. I Games:

Jacksonville

Average RPI Win: 205		WON-LOST RECORD		WINNING PCT. RANK		LAST 10 GAMES		STRENGTH OF SCHEDULE		OPP. STRENGTH OF SCHEDULE		TEAM RPI		ADJ RPI		CONF. RPI		ADJ CONF. RPI					
Average RPI Loss: 90		6-8-0		.42857 205		4-6-0		113		111		160		.50249 156		3		2					
DIV. I ONLY		6-4-0		.6 114		4-2-0		145		201		116		.53034 115		4		4					
DIV. I NON-CONF.																							
TOTALS		RPI 1-25		RPI 26-50		W-L RECORDS		RPI 51-100		RPI 101-150		RPI 150+											
6-8-0		0-0-0		0-5-0		OVERALL		1-1-0		0-0-0		5-2-0											
3-3-0		0-0-0		0-2-0		HOME		1-0-0		0-0-0		2-1-0											
3-4-0		0-0-0		0-2-0		AWAY		0-1-0		0-0-0		3-1-0											
0-1-0		0-0-0		0-1-0		NEUTRAL		0-0-0		0-0-0		0-0-0											
6-4-0		0-0-0		0-2-0		NON-CONFERENCE		1-0-0		0-0-0		5-2-0											
3-1-0		0-0-0		0-0-0		HOME		1-0-0		0-0-0		2-1-0											
3-2-0		0-0-0		0-0-		AWAY		0-0-0		0-0-0		3-1-0											
0-1-0		0-0-0		0-1-0		NEUTRAL		0-0-0		0-0-0		0-0-0											
0-4-0		0-0-0		0-3-0		CONFERENCE		0-1-0		0-0-0		0-0-0											
0-2-0		0-0-0		0-2-0		HOME		0-0-0		0-0-0		0-0-0											
0-2-0		0-0-0		0-1-0		AWAY		0-1-0		0-0-0		0-0-0											
0-0-0		0-0-0		0-0-0		NEUTRAL		0-0-0		0-0-0		0-0-0											
RPI	S	Opponent		Score		RPI	S	Opponent		Score		RPI	S	Opponent		Score							
						28	H	Oklahoma		0	1	68	H	Iowa		2	1	191	A	Northern Colo.	3	0	
						33	H	Texas		0	1	96	A	Baylor		0	2	203	A	Mississippi St.	5	1	
						34	A	Oklahoma St.		0	1							210	A	Denver	1	2	
						43	A	Ole Miss		0	1							229	H	South Dakota St.	1	2	
						48	N	Southern California		1	3							242	H	Saint Louis	2	1	
																		251	H	Drake	2	0	
																		274	A	North Dakota St.	1	0	
LAST 10 GAMES																							
						28	H	Oklahoma		0	1	251	H	Drake		2	0						
						33	H	Texas		0	1	210	A	Denver		1	2						
						96	A	Baylor		0	2	191	A	Northern Colo.		3	0						
						34	A	Oklahoma St.		0	1	274	A	North Dakota St.		1	0						
						229	H	South Dakota St.		1	2	68	H	Iowa		2	1						

Non-Div. I Games:

Iowa St.

Average RPI Win: 219		WON-LOST	WINNING	LAST 10	STRENGTH OF		OPP. STRENGTH	TEAM	ADJ	CONF.	ADJ CONF.
Average RPI Loss: 142		RECORD	PCT. RANK	GAMES	SCHEDULE		OF SCHEDULE	RPI	RPI	RPI	RPI
DIV. I ONLY		7-6-1	.53571	144	4-5-1		187	141	159	.50241	157
DIV. I NON-CONF.		5-2-1	.6875	70	2-1-1		157	114	79	.5566	78
TOTALS		RPI 1-25	RPI 26-50		W-L RECORDS		RPI 51-100		RPI 101-150		RPI 150+
7-6-1	0-0-0	0-2-1		OVERALL		0-0-0		2-2-0		5-2-0	
4-4-0	0-0-0	0-2-0		HOME		0-0-0		1-0-0		3-2-0	
3-2-1	0-0-0	0-0-1		AWAY		0-0-0		1-2-0		2-0-0	
0-0-0	0-0-0	0-0-0		NEUTRAL		0-0-0		0-0-0		0-0-0	
5-2-1	0-0-0	0-1-1		NON-CONFERENCE		0-0-0		2-1-0		3-0-0	
3-1-0	0-0-0	0-1-0		HOME		0-0-0		1-0-0		2-0-0	
2-1-1	0-0-0	0-1-		AWAY		0-0-0		1-1-0		1-0-0	
0-0-0	0-0-0	0-0-0		NEUTRAL		0-0-0		0-0-0		0-0-0	
2-4-0	0-0-0	0-1-0		CONFERENCE		0-0-0		0-1-0		2-2-0	
1-3-0	0-0-0	0-1-0		HOME		0-0-0		0-0-0		1-2-0	
1-1-0	0-0-0	0-0-0		AWAY		0-0-0		0-1-0		1-0-0	
0-0-0	0-0-0	0-0-0		NEUTRAL		0-0-0		0-0-0		0-0-0	
RPI S	Opponent	Score	RPI S	Opponent	Score	RPI S	Opponent	Score	RPI S	Opponent	Score
			38 A	Utah	1 1				103 A	UTEP	1 0
			42 H	San Diego St.	0 3				118 A	Wyoming	0 3
			46 H	Colorado	0 3				127 H	Northern Ariz.	2 1
									148 A	Utah Valley	0 1
									204 H	Grand Canyon	3 2
									217 H	New Mexico	0 1
									257 H	San Jose St.	3 0
									258 A	Colorado St.	1 0
									281 H	Fresno St.	0 1
									287 H	Saint Francis (PA)	3 0
									300 A	New Mexico St.	3 2
LAST 10 GAMES											
			42 H	San Diego St.	0 3		258 A	Colorado St.	1 0		
			217 H	New Mexico	0 1		300 A	New Mexico St.	3 2		
			257 H	San Jose St.	3 0		103 A	UTEP	1 0		
			281 H	Fresno St.	0 1		148 A	Utah Valley	0 1		
			118 A	Wyoming	0 3		38 A	Utah	1 1		

Non-Div. I Games:

UNLV

Average RPI Win: 272		WON-LOST RECORD		WINNING PCT. RANK		LAST 10 GAMES		STRENGTH OF SCHEDULE		OPP. STRENGTH OF SCHEDULE		TEAM RPI		ADJ RPI		CONF. RPI		ADJ CONF. RPI	
DIV. I ONLY		8-3-1		.70833 50		7-2-1		277		292		156		.50226 158		25		25	
DIV. I NON-CONF.		5-2-0		.71429 56		4-1-0		186		285		105		.53451 107		25		26	
TOTALS		RPI 1-25		RPI 26-50		W-L RECORDS		RPI 51-100		RPI 101-150		RPI 150+							
8-3-1		0-0-0		0-0-0		OVERALL		0-2-0		0-0-0		8-1-1							
4-2-1		0-0-0		0-0-0		HOME		0-1-0		0-0-0		4-1-1							
4-1-0		0-0-0		0-0-0		AWAY		0-1-0		0-0-0		4-0-0							
0-0-0		0-0-0		0-0-0		NEUTRAL		0-0-0		0-0-0		0-0-0							
5-2-0		0-0-0		0-0-0		NON-CONFERENCE		0-1-0		0-0-0		5-1-0							
2-2-0		0-0-0		0-0-0		HOME		0-1-0		0-0-0		2-1-0							
3-0-0		0-0-0		0-0-		AWAY		0-0-0		0-0-0		3-0-0							
0-0-0		0-0-0		0-0-0		NEUTRAL		0-0-0		0-0-0		0-0-0							
3-1-1		0-0-0		0-0-0		CONFERENCE		0-1-0		0-0-0		3-0-1							
2-0-1		0-0-0		0-0-0		HOME		0-0-0		0-0-0		2-0-1							
1-1-0		0-0-0		0-0-0		AWAY		0-1-0		0-0-0		1-0-0							
0-0-0		0-0-0		0-0-0		NEUTRAL		0-0-0		0-0-0		0-0-0							
RPI	S	Opponent		Score	RPI	S	Opponent		Score	RPI	S	Opponent		Score					
							72 H	Temple	0 3	177 H		Bucknell		1 0					
							88 A	Fairfield	0 1	178 H		Fairleigh Dickinson		2 3					
										187 A		Seton Hall		1 0					
										259 A		Wagner		4 1					
										265 H		Marist		2 2					
										286 A		Iona		2 0					
										309 H		NJIT		2 1					
										311 A		Delaware St.		2 1					
										320 H		Quinnipiac		2 1					
										323 H		Canisius		5 0					
LAST 10 GAMES																			
							320 H	Quinnipiac	2 1	309 H		NJIT		2 1					
							323 H	Canisius	5 0	311 A		Delaware St.		2 1					
							286 A	Iona	2 0	259 A		Wagner		4 1					
							88 A	Fairfield	0 1	72 H		Temple		0 3					
							265 H	Marist	2 2	177 H		Bucknell		1 0					

Non-Div. I Games:

Rider

Average RPI Win:	200	WON-LOST RECORD	WINNING PCT. RANK	LAST 10 GAMES	STRENGTH OF SCHEDULE	OPP. STRENGTH OF SCHEDULE	TEAM RPI	ADJ RPI	CONF. RPI	ADJ CONF. RPI	
DIV. I ONLY		8-6-0	.57143 121	5-5-0	253	89	163	.50201 159	7	7	
DIV. I NON-CONF.		5-5-0	.5 154	2-4-0	256	79	209	.4786 207	7	7	
<hr/>											
TOTALS	RPI 1-25	RPI 26-50		W-L RECORDS	RPI 51-100		RPI 101-150		RPI 150+		
8-6-0	0-1-0	0-0-0		OVERALL	2-2-0		1-3-0		5-0-0		
3-2-0	0-1-0	0-0-0		HOME	0-0-0		1-1-0		2-0-0		
5-4-0	0-0-0	0-0-0		AWAY	2-2-0		0-2-0		3-0-0		
0-0-0	0-0-0	0-0-0		NEUTRAL	0-0-0		0-0-0		0-0-0		
<hr/>											
5-5-0	0-1-0	0-0-0		NON-CONFERENCE	1-1-0		0-3-0		4-0-0		
1-2-0	0-1-0	0-0-0		HOME	0-0-0		0-1-0		1-0-0		
4-3-0	0-0-0	0-0-		AWAY	1-1-0		0-2-0		3-0-0		
0-0-0	0-0-0	0-0-0		NEUTRAL	0-0-0		0-0-0		0-0-0		
<hr/>											
3-1-0	0-0-0	0-0-0		CONFERENCE	1-1-0		1-0-0		1-0-0		
2-0-0	0-0-0	0-0-0		HOME	0-0-0		1-0-0		1-0-0		
1-1-0	0-0-0	0-0-0		AWAY	1-1-0		0-0-0		0-0-0		
0-0-0	0-0-0	0-0-0		NEUTRAL	0-0-0		0-0-0		0-0-0		
<hr/>											
RPI S	Opponent	Score		RPI S	Opponent	Score		RPI S	Opponent	Score	
17 H	Washington St.	1	2					116 H	Montana	0	2
								122 A	UC Irvine	0	3
								138 H	St. Mary's (CA)	2	1
								145 A	SMU	1	2
								207 A	Boise St.	2	0
								244 H	Idaho	5	0
								281 A	Fresno St.	3	0
								295 H	Pacific	1	0
								299 A	Bakersfield	2	1
<hr/>											
LAST 10 GAMES											
51 A	BYU	0	2	69 A	North Texas	2	1				
63 A	San Diego	2	0	207 A	Boise St.	2	0				
295 H	Pacific	1	0	17 H	Washington St.	1	2				
138 H	St. Mary's (CA)	2	1	122 A	UC Irvine	0	3				
145 A	SMU	1	2	80 A	CSUN	0	1				

Non-Div. I Games:

Gonzaga

Average RPI Win:	261	WON-LOST	WINNING	LAST 10	STRENGTH OF	OPP. STRENGTH	TEAM	ADJ	CONF.	ADJ CONF.													
Average RPI Loss:	92	RECORD	PCT. RANK	GAMES	SCHEDULE	OF SCHEDULE	RPI	RPI	RPI	RPI													
DIV. I ONLY	12-4-0	.75	30	6-4-0	306	255	157	.50177	160	19	19												
DIV. I NON-CONF.	8-2-0	.8	34	2-2-0	306	268	172	.4983	171	21	22												
<hr/>																							
TOTALS	RPI 1-25	RPI 26-50		W-L RECORDS		RPI 51-100		RPI 101-150		RPI 150+													
12-4-0	0-0-0	0-0-0		OVERALL		0-2-0		2-2-0		10-0-0													
7-2-0	0-0-0	0-0-0		HOME		0-1-0		1-1-0		6-0-0													
5-2-0	0-0-0	0-0-0		AWAY		0-1-0		1-1-0		4-0-0													
0-0-0	0-0-0	0-0-0		NEUTRAL		0-0-0		0-0-0		0-0-0													
<hr/>																							
8-2-0	0-0-0	0-0-0		NON-CONFERENCE		0-2-0		1-0-0		7-0-0													
6-1-0	0-0-0	0-0-0		HOME		0-1-0		1-0-0		5-0-0													
2-1-0	0-0-0	0-0-		AWAY		0-1-0		0-0-0		2-0-0													
0-0-0	0-0-0	0-0-0		NEUTRAL		0-0-0		0-0-0		0-0-0													
<hr/>																							
4-2-0	0-0-0	0-0-0		CONFERENCE		0-0-0		1-2-0		3-0-0													
1-1-0	0-0-0	0-0-0		HOME		0-0-0		0-1-0		1-0-0													
3-1-0	0-0-0	0-0-0		AWAY		0-0-0		1-1-0		2-0-0													
0-0-0	0-0-0	0-0-0		NEUTRAL		0-0-0		0-0-0		0-0-0													
<hr/>																							
RPI	S	Opponent	Score	RPI	S	Opponent	Score	RPI	S	Opponent	Score												
						54	H	Tennessee	0	3	101	H	Furman	0	3								
						82	A	George Washington	1	3	104	A	Samford	3	1								
										130	A	Mercer	1	2									
										150	H	Appalachian St.	1	0									
										205	H	Wofford	3	0									
										214	H	Campbell	3	2									
										247	H	Radford	3	2									
										290	A	Tennessee Tech	5	1									
										298	A	Citadel	5	3									
										313	A	Howard	4	3									
										321	H	Alabama A&M	12	0									
										326	H	USC Upstate	5	0									
										328	A	Chattanooga	5	1									
										332	H	South Carolina St.	6	1									
														LAST 10 GAMES									
												298	A	Citadel	5	3	101	H	Furman	0	3		
												130	A	Mercer	1	2	54	H	Tennessee	0	3		
		328	A	Chattanooga	5	1	326	H	USC Upstate	5	0												
		104	A	Samford	3	1	313	A	Howard	4	3												
		205	H	Wofford	3	0	82	A	George Washington	1	3												

Non-Div. I Games:

East Tenn. St.

Average RPI Win:	252	WON-LOST RECORD	WINNING PCT. RANK	LAST 10 GAMES	STRENGTH OF SCHEDULE	OPP. STRENGTH OF SCHEDULE	TEAM RPI	ADJ RPI	CONF. RPI	ADJ CONF. RPI		
DIV. I ONLY		8-4-3	.63333	88	5-2-3	251	225	158	.50124	161	18	18
DIV. I NON-CONF.		7-3-2	.66667	77	4-1-2	261	256	168	.49902	170	18	18
<hr/>												
TOTALS	RPI 1-25		RPI 26-50		W-L RECORDS		RPI 51-100		RPI 101-150		RPI 150+	
8-4-3	0-0-0		0-0-0		OVERALL		0-2-0		0-1-0		8-1-3	
6-2-0	0-0-0		0-0-0		HOME		0-1-0		0-0-0		6-1-0	
2-2-3	0-0-0		0-0-0		AWAY		0-1-0		0-1-0		2-0-3	
0-0-0	0-0-0		0-0-0		NEUTRAL		0-0-0		0-0-0		0-0-0	
7-3-2	0-0-0		0-0-0		NON-CONFERENCE		0-1-0		0-1-0		7-1-2	
6-1-0	0-0-0		0-0-0		HOME		0-0-0		0-0-0		6-1-0	
1-2-2	0-0-0		0-0-		AWAY		0-1-0		0-1-0		1-0-2	
0-0-0	0-0-0		0-0-0		NEUTRAL		0-0-0		0-0-0		0-0-0	
1-1-1	0-0-0		0-0-0		CONFERENCE		0-1-0		0-0-0		1-0-1	
0-1-0	0-0-0		0-0-0		HOME		0-1-0		0-0-0		0-0-0	
1-0-1	0-0-0		0-0-0		AWAY		0-0-0		0-0-0		1-0-1	
0-0-0	0-0-0		0-0-0		NEUTRAL		0-0-0		0-0-0		0-0-0	
<hr/>												
RPI	S	Opponent	Score	RPI	S	Opponent	Score	RPI	S	Opponent	Score	
						64 H Illinois St.	0 1			126 A UT Martin	0 1	
						94 A Western Ky.	0 2			162 A Missouri St.	1 1	
										179 A Valparaiso	0 0	
										202 H Butler	1 0	
										209 A Belmont	2 0	
										221 H Southeast Mo. St.	1 0	
										242 H Saint Louis	1 4	
										251 A Drake	1 0	
										268 H Austin Peay	3 0	
										284 H Bowling Green	2 0	
										285 A IUPUI	0 0	
										290 H Tennessee Tech	7 0	
										292 H Eastern Ky.	1 0	
<hr/>												
LAST 10 GAMES												
						162 A Missouri St.	1 1			221 H Southeast Mo. St.	1 0	
						64 H Illinois St.	0 1			179 A Valparaiso	0 0	
						251 A Drake	1 0			285 A IUPUI	0 0	
						290 H Tennessee Tech	7 0			94 A Western Ky.	0 2	
						209 A Belmont	2 0			202 H Butler	1 0	

Non-Div. I Games:

Evansville

Average RPI Win:	247	WON-LOST	WINNING	LAST 10	STRENGTH OF	OPP. STRENGTH	TEAM	ADJ	CONF.	ADJ CONF.	
Average RPI Loss:	100	RECORD	PCT. RANK	GAMES	SCHEDULE	OF SCHEDULE	RPI	RPI	RPI	RPI	
DIV. I ONLY	5-7-2	.42857	205	4-5-1	89	213	161	.50018	162	18	18
DIV. I NON-CONF.	4-6-1	.40909	217	3-4-0	97	211	185	.49426	184	18	18
<hr/>											
TOTALS	RPI 1-25	RPI 26-50		W-L RECORDS	RPI 51-100		RPI 101-150		RPI 150+		
5-7-2	0-1-0	0-1-0		OVERALL	0-2-0		1-1-0		4-2-2		
5-2-1	0-0-0	0-0-0		HOME	0-0-0		1-0-0		4-2-1		
0-5-0	0-1-0	0-1-0		AWAY	0-2-0		0-1-0		0-0-0		
0-0-1	0-0-0	0-0-0		NEUTRAL	0-0-0		0-0-0		0-0-1		
<hr/>											
4-6-1	0-1-0	0-1-0		NON-CONFERENCE	0-1-0		1-1-0		3-2-1		
4-2-0	0-0-0	0-0-0		HOME	0-0-0		1-0-0		3-2-0		
0-4-0	0-1-0	0-0-		AWAY	0-1-0		0-1-0		0-0-0		
0-0-1	0-0-0	0-0-0		NEUTRAL	0-0-0		0-0-0		0-0-1		
<hr/>											
1-1-1	0-0-0	0-0-0		CONFERENCE	0-1-0		0-0-0		1-0-1		
1-0-1	0-0-0	0-0-0		HOME	0-0-0		0-0-0		1-0-1		
0-1-0	0-0-0	0-0-0		AWAY	0-1-0		0-0-0		0-0-0		
0-0-0	0-0-0	0-0-0		NEUTRAL	0-0-0		0-0-0		0-0-0		
<hr/>											
RPI S	Opponent	Score		RPI S	Opponent	Score		RPI S	Opponent	Score	
12 A	Kansas	1	2	26 A	Arkansas	1	6	62 A	Tulsa	2	3
				64 A	Illinois St.	0	2	113 A	UMKC	0	1
				142 H	Utah St.	2	0				
				161 H	Evansville	1	1				
				184 H	UALR	0	1				
				215 H	SIUE	3	1				
				224 N	Oral Roberts	2	2				
				239 H	Central Ark.	2	3				
				278 H	Indiana St.	3	0				
				296 H	Arkansas St.	3	0				
				305 H	Omaha	2	1				
<hr/>											
LAST 10 GAMES											
161 H	Evansville	1	1	215 H	SIUE	3	1				
12 A	Kansas	1	2	184 H	UALR	0	1				
278 H	Indiana St.	3	0	26 A	Arkansas	1	6				
64 A	Illinois St.	0	2	239 H	Central Ark.	2	3				
305 H	Omaha	2	1	296 H	Arkansas St.	3	0				

Non-Div. I Games:

Missouri St.

Average RPI Win:	265	WON-LOST	WINNING	LAST 10	STRENGTH OF	OPP. STRENGTH	TEAM	ADJ	CONF.	ADJ CONF.							
Average RPI Loss:	132	RECORD	PCT. RANK	GAMES	SCHEDULE	OF SCHEDULE	RPI	RPI	RPI	RPI							
DIV. I ONLY	7-6-2	.53333	150	4-4-2	151	264	162	.50016	163	16	16						
DIV. I NON-CONF.	5-3-1	.61111	106	2-1-1	264	243	199	.48562	199	17	17						
<hr/>																	
TOTALS	RPI 1-25	RPI 26-50		W-L RECORDS	RPI 51-100		RPI 101-150		RPI 150+								
7-6-2	0-0-0	0-1-0		OVERALL	0-1-1		0-1-0		7-3-1								
6-2-1	0-0-0	0-0-0		HOME	0-1-0		0-0-0		6-1-1								
1-4-1	0-0-0	0-1-0		AWAY	0-0-1		0-1-0		1-2-0								
0-0-0	0-0-0	0-0-0		NEUTRAL	0-0-0		0-0-0		0-0-0								
<hr/>																	
5-3-1	0-0-0	0-1-0		NON-CONFERENCE	0-0-0		0-0-0		5-2-1								
4-0-1	0-0-0	0-0-0		HOME	0-0-0		0-0-0		4-0-1								
1-3-0	0-0-0	0-0-		AWAY	0-0-0		0-0-0		1-2-0								
0-0-0	0-0-0	0-0-0		NEUTRAL	0-0-0		0-0-0		0-0-0								
<hr/>																	
2-3-1	0-0-0	0-0-0		CONFERENCE	0-1-1		0-1-0		2-1-0								
2-2-0	0-0-0	0-0-0		HOME	0-1-0		0-0-0		2-1-0								
0-1-1	0-0-0	0-0-0		AWAY	0-0-1		0-1-0		0-0-0								
0-0-0	0-0-0	0-0-0		NEUTRAL	0-0-0		0-0-0		0-0-0								
<hr/>																	
RPI S	Opponent	Score	RPI S	Opponent	Score	RPI S	Opponent	Score	RPI S	Opponent	Score						
			43 A	Ole Miss	1 5	81 H	Ga. Southern	1 2	133 A	Troy	0 2						
						95 A	South Ala.	4 4	171 A	Louisiana Tech	0 2						
						173 A	Southeastern La.	0 3									
						184 H	UALR	2 1									
						188 H	Houston	1 1									
						189 H	Georgia St.	1 2									
						235 A	Sam Houston St.	1 0									
						237 H	Lamar	7 2									
						267 H	McNeese St.	3 0									
						296 H	Arkansas St.	4 2									
						308 H	Texas Southern	5 1									
						327 H	Alcorn	10 1									
						<hr/>											
									LAST 10 GAMES								
									296 H	Arkansas St.	4 2	189 H	Georgia St.	1 2			
			184 H	UALR	2 1	327 H	Alcorn	10 1									
			95 A	South Ala.	4 4	188 H	Houston	1 1									
			133 A	Troy	0 2	237 H	Lamar	7 2									
			81 H	Ga. Southern	1 2	171 A	Louisiana Tech	0 2									

Non-Div. I Games:

La.-Lafayette

Average RPI Win:		206	WON-LOST RECORD		WINNING PCT. RANK		LAST 10 GAMES		STRENGTH OF SCHEDULE		OPP. STRENGTH OF SCHEDULE		TEAM RPI		ADJ RPI		CONF. RPI		ADJ CONF. RPI				
DIV. I ONLY			4-8-2		.35714	255	3-5-2		71		121		164		.49891		164	9		9			
DIV. I NON-CONF.			2-5-2		.33333	252	1-2-2		67		105		179		.49666		179	8		8			
TOTALS		RPI 1-25		RPI 26-50				W-L RECORDS		RPI 51-100				RPI 101-150				RPI 150+					
4-8-2		0-2-0		0-1-0				OVERALL		0-3-0				1-1-0				3-1-2					
2-4-1		0-0-0		0-1-0				HOME		0-1-0				1-1-0				1-1-1					
2-4-1		0-2-0		0-0-0				AWAY		0-2-0				0-0-0				2-0-1					
0-0-0		0-0-0		0-0-0				NEUTRAL		0-0-0				0-0-0				0-0-0					
2-5-2		0-2-0		0-0-0				NON-CONFERENCE		0-2-0				1-0-0				1-1-2					
1-2-1		0-0-0		0-0-0				HOME		0-1-0				1-0-0				0-1-1					
1-3-1		0-2-0		0-0-				AWAY		0-1-0				0-0-0				1-0-1					
0-0-0		0-0-0		0-0-0				NEUTRAL		0-0-0				0-0-0				0-0-0					
2-3-0		0-0-0		0-1-0				CONFERENCE		0-1-0				0-1-0				2-0-0					
1-2-0		0-0-0		0-1-0				HOME		0-0-0				0-1-0				1-0-0					
1-1-0		0-0-0		0-0-0				AWAY		0-1-0				0-0-0				1-0-0					
0-0-0		0-0-0		0-0-0				NEUTRAL		0-0-0				0-0-0				0-0-0					
RPI	S	Opponent		Score		RPI	S	Opponent		Score		RPI	S	Opponent		Score		RPI	S	Opponent		Score	
9	A	Virginia		0	5	31	H	DePaul		1	2	74	A	Princeton		1	2	108	H	St. John's (NY)		0	1
10	A	West Virginia		0	4							75	H	Drexel		1	2	111	H	James Madison		3	0
												91	A	Marquette		0	1	165	H	Pittsburgh		1	2
																		202	A	Butler		1	0
																		208	H	Towson		0	0
																		216	A	Lehigh		1	1
																		247	A	Radford		1	0
																		262	H	Xavier		1	0
LAST 10 GAMES																							
						108	H	St. John's (NY)		0	1	10	A	West Virginia		0	4						
						31	H	DePaul		1	2	208	H	Towson		0	0						
						262	H	Xavier		1	0	74	A	Princeton		1	2						
						91	A	Marquette		0	1	111	H	James Madison		3	0						
						202	A	Butler		1	0	216	A	Lehigh		1	1						

Non-Div. I Games:

Villanova

Average RPI Win:		194	WON-LOST RECORD		WINNING PCT. RANK		LAST 10 GAMES		STRENGTH OF SCHEDULE		OPP. STRENGTH OF SCHEDULE		TEAM RPI		ADJ RPI		CONF. RPI		ADJ CONF. RPI	
DIV. I ONLY			6-8-0		.42857 205		3-7-0		167		18		165		.49882 165		4		4	
DIV. I NON-CONF.			4-4-0		.5 154		1-3-0		215		38		178		.49668 178		3		3	
TOTALS		RPI 1-25		RPI 26-50		W-L RECORDS		RPI 51-100		RPI 101-150		RPI 150+								
6-8-0		0-4-0		0-1-0		OVERALL		1-2-0		0-0-0		5-1-0								
2-5-0		0-2-0		0-0-0		HOME		0-2-0		0-0-0		2-1-0								
4-3-0		0-2-0		0-1-0		AWAY		1-0-0		0-0-0		3-0-0								
0-0-0		0-0-0		0-0-0		NEUTRAL		0-0-0		0-0-0		0-0-0								
4-4-0		0-2-0		0-0-0		NON-CONFERENCE		0-1-0		0-0-0		4-1-0								
2-3-0		0-1-0		0-0-0		HOME		0-1-0		0-0-0		2-1-0								
2-1-0		0-1-0		0-0-		AWAY		0-0-0		0-0-0		2-0-0								
0-0-0		0-0-0		0-0-0		NEUTRAL		0-0-0		0-0-0		0-0-0								
2-4-0		0-2-0		0-1-0		CONFERENCE		1-1-0		0-0-0		1-0-0								
0-2-0		0-1-0		0-0-0		HOME		0-1-0		0-0-0		0-0-0								
2-2-0		0-1-0		0-1-0		AWAY		1-0-0		0-0-0		1-0-0								
0-0-0		0-0-0		0-0-0		NEUTRAL		0-0-0		0-0-0		0-0-0								
RPI	S	Opponent		Score		RPI	S	Opponent		Score		RPI	S	Opponent		Score				
4	A	North Carolina		1	2	32	A	Boston College		1	3	59	H	Duke		0	3			
11	H	Washington		0	1							71	H	VCU		0	1			
22	A	La Salle		0	1							90	A	Syracuse		1	0			
24	H	Notre Dame		0	2									164 A Villanova		2	1			
														190 A Toledo		1	0			
														201 H Akron		3	0			
														218 A North Carolina St.		3	0			
														302 H Robert Morris		3	1			
LAST 10 GAMES																				
		4 A North Carolina		1	2	59	H	Duke		0	3									
		24 H Notre Dame		0	2	71	H	VCU		0	1									
		218 A North Carolina St.		3	0	22	A	La Salle		0	1									
		90 A Syracuse		1	0	164	A	Villanova		2	1									
		32 A Boston College		1	3	11	H	Washington		0	1									

Non-Div. I Games:

Pittsburgh

UAB				Through Games Of Oct. 12, 2014								
Average RPI Win:	179	WON-LOST RECORD	WINNING PCT. RANK	LAST 10 GAMES	STRENGTH OF SCHEDULE	OPP. STRENGTH OF SCHEDULE	TEAM RPI	ADJ RPI	CONF. RPI	ADJ CONF. RPI		
DIV. I ONLY		5-6-2	.46154	192	3-5-2	122	173	166	.49875	166	11	11
DIV. I NON-CONF.		3-5-0	.375	234	1-4-0	121	185	206	.48032	204	11	11
<hr/>												
TOTALS		RPI 1-25		RPI 26-50		W-L RECORDS		RPI 51-100		RPI 101-150		RPI 150+
5-6-2		0-0-0		0-0-0		OVERALL		1-3-0		1-1-0		3-2-2
3-0-1		0-0-0		0-0-0		HOME		0-0-0		0-0-0		2-0-1
2-4-1		0-0-0		0-0-0		AWAY		1-2-0		0-1-0		1-1-1
0-2-0		0-0-0		0-0-0		NEUTRAL		0-1-0		0-0-0		0-1-0
3-5-0		0-0-0		0-0-0		NON-CONFERENCE		1-3-0		0-1-0		2-1-0
1-0-0		0-0-0		0-0-0		HOME		0-0-0		0-0-0		1-0-0
2-3-0		0-0-0		0-0-		AWAY		1-2-0		0-1-0		1-0-0
0-2-0		0-0-0		0-0-0		NEUTRAL		0-1-0		0-0-0		0-1-0
2-1-2		0-0-0		0-0-0		CONFERENCE		0-0-0		1-0-0		1-1-2
2-0-1		0-0-0		0-0-0		HOME		0-0-0		1-0-0		1-0-1
0-1-1		0-0-0		0-0-0		AWAY		0-0-0		0-0-0		0-1-1
0-0-0		0-0-0		0-0-0		NEUTRAL		0-0-0		0-0-0		0-0-0
RPI	S	Opponent	Score	RPI	S	Opponent	Score	RPI	S	Opponent	Score	
						59 A Duke	1 3			103 H UTEP	2 0	
						67 A Alabama	0 2			133 A Troy	1 2	
						70 N Illinois	1 3			155 N Jacksonville	1 2	
						95 A South Ala.	2 1			170 H UTSA	5 0	
										171 A Louisiana Tech	1 2	
										181 H Fla. Atlantic	0 0	
										200 A Davidson	1 0	
										249 A Southern Miss.	1 1	
										328 H Chattanooga	7 0	
<hr/>												
LAST 10 GAMES												
						181 H Fla. Atlantic	0 0			328 H Chattanooga	7 0	
						171 A Louisiana Tech	1 2			133 A Troy	1 2	
						249 A Southern Miss.	1 1			67 A Alabama	0 2	
						103 H UTEP	2 0			70 N Illinois	1 3	
						170 H UTSA	5 0			155 N Jacksonville	1 2	

Non-Div. I Games:

UAB

Average RPI Win:	216	WON-LOST RECORD	WINNING PCT. RANK	LAST 10 GAMES	STRENGTH OF SCHEDULE	OPP. STRENGTH OF SCHEDULE	TEAM RPI	ADJ RPI	CONF. RPI	ADJ CONF. RPI		
DIV. I ONLY		8-7-0	.53333	150	6-4-0	184	189	168	.49758	167	13	13
DIV. I NON-CONF.		6-4-0	.6	114	4-1-0	222	219	163	.50118	163	12	12
<hr/>												
TOTALS	RPI 1-25	RPI 26-50		W-L RECORDS		RPI 51-100		RPI 101-150		RPI 150+		
8-7-0	0-0-0	0-0-0		OVERALL		0-3-0		2-2-0		6-2-0		
4-3-0	0-0-0	0-0-0		HOME		0-1-0		1-1-0		3-1-0		
4-4-0	0-0-0	0-0-0		AWAY		0-2-0		1-1-0		3-1-0		
0-0-0	0-0-0	0-0-0		NEUTRAL		0-0-0		0-0-0		0-0-0		
<hr/>												
6-4-0	0-0-0	0-0-0		NON-CONFERENCE		0-2-0		0-2-0		6-0-0		
3-2-0	0-0-0	0-0-0		HOME		0-1-0		0-1-0		3-0-0		
3-2-0	0-0-0	0-0-		AWAY		0-1-0		0-1-0		3-0-0		
0-0-0	0-0-0	0-0-0		NEUTRAL		0-0-0		0-0-0		0-0-0		
<hr/>												
2-3-0	0-0-0	0-0-0		CONFERENCE		0-1-0		2-0-0		0-2-0		
1-1-0	0-0-0	0-0-0		HOME		0-0-0		1-0-0		0-1-0		
1-2-0	0-0-0	0-0-0		AWAY		0-1-0		1-0-0		0-1-0		
0-0-0	0-0-0	0-0-0		NEUTRAL		0-0-0		0-0-0		0-0-0		
<hr/>												
RPI	S	Opponent	Score	RPI	S	Opponent	Score	RPI	S	Opponent	Score	
				58 A Hofstra 0 5				105 A Richmond 2 1				
				61 A Rhode Island 0 1				119 H Dayton 3 1				
				72 H Temple 0 1				134 H Columbia 0 1				
								138 A St. Mary's (CA) 0 4				
								195 A Massachusetts 1 2				
								197 A Loyola Maryland 1 0				
								198 A UMBC 1 0				
								216 H Lehigh 1 0				
								242 H Saint Louis 2 3				
								280 H LIU Brooklyn 1 0				
				295 A Pacific 4 1								
				320 H Quinnipiac 2 0								
<hr/>												
				LAST 10 GAMES								
242 H Saint Louis 2 3				134 H Columbia 0 1								
119 H Dayton 3 1				320 H Quinnipiac 2 0								
195 A Massachusetts 1 2				280 H LIU Brooklyn 1 0								
61 A Rhode Island 0 1				216 H Lehigh 1 0								
105 A Richmond 2 1				197 A Loyola Maryland 1 0								

Non-Div. I Games:

Saint Joseph's

Average RPI Win: 198		WON-LOST	WINNING	LAST 10	STRENGTH OF		OPP. STRENGTH	TEAM	ADJ	CONF.	ADJ CONF.
Average RPI Loss: 92		RECORD	PCT. RANK	GAMES	SCHEDULE		OF SCHEDULE	RPI	RPI	RPI	RPI
DIV. I ONLY		7-8-0	.46667	180	5-5-0		181	57	170	.49748	168
DIV. I NON-CONF.		5-6-0	.45455	187	3-3-0		163	41	153	.50506	155
TOTALS		RPI 1-25	RPI 26-50		W-L RECORDS		RPI 51-100		RPI 101-150		RPI 150+
7-8-0		0-3-0	0-1-0		OVERALL		0-1-0		3-1-0		4-2-0
4-4-0		0-0-0	0-0-0		HOME		0-1-0		2-1-0		2-2-0
3-4-0		0-3-0	0-1-0		AWAY		0-0-0		1-0-0		2-0-0
0-0-0		0-0-0	0-0-0		NEUTRAL		0-0-0		0-0-0		0-0-0
5-6-0		0-3-0	0-1-0		NON-CONFERENCE		0-0-0		1-1-0		4-1-0
3-2-0		0-0-0	0-0-0		HOME		0-0-0		1-1-0		2-1-0
2-4-0		0-3-0	0-0-		AWAY		0-0-0		0-0-0		2-0-0
0-0-0		0-0-0	0-0-0		NEUTRAL		0-0-0		0-0-0		0-0-0
2-2-0		0-0-0	0-0-0		CONFERENCE		0-1-0		2-0-0		0-1-0
1-2-0		0-0-0	0-0-0		HOME		0-1-0		1-0-0		0-1-0
1-0-0		0-0-0	0-0-0		AWAY		0-0-0		1-0-0		0-0-0
0-0-0		0-0-0	0-0-0		NEUTRAL		0-0-0		0-0-0		0-0-0
RPI S	Opponent	Score		RPI S	Opponent	Score		RPI S	Opponent	Score	
2 A	Stanford	0	2	34 A	Oklahoma St.	1	2	80 H	CSUN	1	2
14 A	Pepperdine	1	2					107 A	Long Beach St.	3	0
23 A	California	1	2					136 H	San Francisco	3	1
								138 H	St. Mary's (CA)	1	2
								146 H	Hawaii	2	0
								181 H	Fla. Atlantic	0	2
								224 A	Oral Roberts	2	1
								237 H	Lamar	2	1
								257 A	San Jose St.	2	0
								266 H	UC Davis	0	2
								281 H	Fresno St.	6	1
LAST 10 GAMES											
				146 H	Hawaii	2	0	138 H	St. Mary's (CA)	1	2
				266 H	UC Davis	0	2	2 A	Stanford	0	2
				80 H	CSUN	1	2	281 H	Fresno St.	6	1
				107 A	Long Beach St.	3	0	224 A	Oral Roberts	2	1
				136 H	San Francisco	3	1	34 A	Oklahoma St.	1	2

Non-Div. I Games:

Cal Poly

Average RPI Win:	235	WON-LOST	WINNING	LAST 10	STRENGTH OF	OPP. STRENGTH	TEAM	ADJ	CONF.	ADJ CONF.					
Average RPI Loss:	101	RECORD	PCT. RANK	GAMES	SCHEDULE	OF SCHEDULE	RPI	RPI	RPI	RPI					
DIV. I ONLY	8-4-1	.65385	74	6-3-1	297	100	171	.49741	169	28	28				
DIV. I NON-CONF.	4-3-1	.5625	131	2-2-1	194	101	142	.51277	142	27	28				
<hr/>															
TOTALS	RPI 1-25	RPI 26-50		W-L RECORDS		RPI 51-100		RPI 101-150		RPI 150+					
8-4-1	0-1-0	0-1-0		OVERALL		0-0-0		2-1-1		6-1-0					
4-3-1	0-1-0	0-1-0		HOME		0-0-0		1-0-1		3-1-0					
3-1-0	0-0-0	0-0-0		AWAY		0-0-0		1-1-0		2-0-0					
1-0-0	0-0-0	0-0-0		NEUTRAL		0-0-0		0-0-0		1-0-0					
<hr/>															
4-3-1	0-1-0	0-1-0		NON-CONFERENCE		0-0-0		1-1-1		3-0-0					
2-2-1	0-1-0	0-1-0		HOME		0-0-0		0-0-1		2-0-0					
1-1-0	0-0-0	0-0-		AWAY		0-0-0		1-1-0		0-0-0					
1-0-0	0-0-0	0-0-0		NEUTRAL		0-0-0		0-0-0		1-0-0					
<hr/>															
4-1-0	0-0-0	0-0-0		CONFERENCE		0-0-0		1-0-0		3-1-0					
2-1-0	0-0-0	0-0-0		HOME		0-0-0		1-0-0		1-1-0					
2-0-0	0-0-0	0-0-0		AWAY		0-0-0		0-0-0		2-0-0					
0-0-0	0-0-0	0-0-0		NEUTRAL		0-0-0		0-0-0		0-0-0					
<hr/>															
RPI S	Opponent	Score		RPI S	Opponent	Score		RPI S	Opponent	Score					
11 H	Washington	0	1	41 H	Kentucky	1	2								
								124 H	Portland	1	1				
								138 A	St. Mary's (CA)	2	0				
								146 A	Hawaii	1	2				
								148 H	Utah Valley	2	1				
								204 A	Grand Canyon	2	1				
								204 H	Grand Canyon	0	1				
								244 H	Idaho	2	1				
								254 N	Northern Ill.	4	1				
								293 H	Eastern Wash.	4	1				
								299 A	Bakersfield	6	3				
299 H	Bakersfield	5	1												
								LAST 10 GAMES							
								299 H	Bakersfield	5	1	124 H	Portland	1	1
								204 H	Grand Canyon	0	1	11 H	Washington	0	1
								299 A	Bakersfield	6	3	138 A	St. Mary's (CA)	2	0
								204 A	Grand Canyon	2	1	293 H	Eastern Wash.	4	1
148 H	Utah Valley	2	1	146 A	Hawaii	1	2								

Non-Div. I Games:

Seattle

Average RPI Win:		200	WON-LOST RECORD		WINNING PCT. RANK		LAST 10 GAMES		STRENGTH OF SCHEDULE		OPP. STRENGTH OF SCHEDULE		TEAM RPI		ADJ RPI		CONF. RPI		ADJ CONF. RPI				
DIV. I ONLY			5-8-1		.39286	233	2-7-1		88		147		169		.49734		170	11		11			
DIV. I NON-CONF.			4-3-1		.5625	131	1-2-1		113		196		117		.52848		119	11		11			
TOTALS		RPI 1-25		RPI 26-50			W-L RECORDS			RPI 51-100			RPI 101-150			RPI 150+							
5-8-1		0-1-0		0-0-0			OVERALL			0-4-0			2-2-0			3-1-1							
2-3-0		0-0-0		0-0-0			HOME			0-3-0			0-0-0			2-0-0							
3-5-1		0-1-0		0-0-0			AWAY			0-1-0			2-2-0			1-1-1							
0-0-0		0-0-0		0-0-0			NEUTRAL			0-0-0			0-0-0			0-0-0							
4-3-1		0-1-0		0-0-0			NON-CONFERENCE			0-1-0			1-1-0			3-0-1							
2-1-0		0-0-0		0-0-0			HOME			0-1-0			0-0-0			2-0-0							
2-2-1		0-1-0		0-0-			AWAY			0-0-0			1-1-0			1-0-1							
0-0-0		0-0-0		0-0-0			NEUTRAL			0-0-0			0-0-0			0-0-0							
1-5-0		0-0-0		0-0-0			CONFERENCE			0-3-0			1-1-0			0-1-0							
0-2-0		0-0-0		0-0-0			HOME			0-2-0			0-0-0			0-0-0							
1-3-0		0-0-0		0-0-0			AWAY			0-1-0			1-1-0			0-1-0							
0-0-0		0-0-0		0-0-0			NEUTRAL			0-0-0			0-0-0			0-0-0							
RPI	S	Opponent		Score		RPI	S	Opponent		Score		RPI	S	Opponent		Score		RPI	S	Opponent		Score	
12	A	Kansas		1	2							66	H	Rice		0	3	102	A	Texas St.		3	2
												69	H	North Texas		0	2	112	A	Marshall		0	1
												94	A	Western Ky.		1	3	143	A	Middle Tenn.		3	0
												96	H	Baylor		0	4	145	A	SMU		1	2
																		166	A	UAB		0	5
																		235	A	Sam Houston St.		2	1
																		252	H	Houston Baptist		1	0
																		256	A	A&M-Corpus Christi		0	0
																		267	H	McNeese St.		4	3
LAST 10 GAMES																							
		94 A Western Ky.		1	3			166 A UAB		0	5												
		112 A Marshall		0	1			96 H Baylor		0	4												
		69 H North Texas		0	2			102 A Texas St.		3	2												
		66 H Rice		0	3			256 A A&M-Corpus Christi		0	0												
		143 A Middle Tenn.		3	0			145 A SMU		1	2												

Non-Div. I Games:

UTSA

Average RPI Win: 233		WON-LOST RECORD		WINNING PCT. RANK		LAST 10 GAMES		STRENGTH OF SCHEDULE		OPP. STRENGTH OF SCHEDULE		TEAM RPI		ADJ RPI		CONF. RPI		ADJ CONF. RPI	
DIV. I ONLY		8-5-1		.60714 97		5-5-0		248		211		172		.49702 171		11		11	
DIV. I NON-CONF.		6-1-1		.8125 29		3-1-0		303		302		170		.49909 169		11		11	
TOTALS		RPI 1-25		RPI 26-50		W-L RECORDS		RPI 51-100		RPI 101-150		RPI 150+							
8-5-1		0-0-0		0-0-0		OVERALL		0-3-0		2-1-0		6-1-1							
5-1-0		0-0-0		0-0-0		HOME		0-0-0		1-1-0		4-0-0							
3-4-1		0-0-0		0-0-0		AWAY		0-3-0		1-0-0		2-1-1							
0-0-0		0-0-0		0-0-0		NEUTRAL		0-0-0		0-0-0		0-0-0							
6-1-1		0-0-0		0-0-0		NON-CONFERENCE		0-0-0		1-0-0		5-1-1							
4-0-0		0-0-0		0-0-0		HOME		0-0-0		1-0-0		3-0-0							
2-1-1		0-0-0		0-0-		AWAY		0-0-0		0-0-0		2-1-1							
0-0-0		0-0-0		0-0-0		NEUTRAL		0-0-0		0-0-0		0-0-0							
2-4-0		0-0-0		0-0-0		CONFERENCE		0-3-0		1-1-0		1-0-0							
1-1-0		0-0-0		0-0-0		HOME		0-0-0		0-1-0		1-0-0							
1-3-0		0-0-0		0-0-0		AWAY		0-3-0		1-0-0		0-0-0							
0-0-0		0-0-0		0-0-0		NEUTRAL		0-0-0		0-0-0		0-0-0							
RPI	S	Opponent		Score	RPI	S	Opponent		Score	RPI	S	Opponent		Score					
								66 A Rice	0 6				133 H Troy	4 2					
								69 A North Texas	0 1				137 A Old Dominion	2 0					
								89 A Charlotte	0 3				143 H Middle Tenn.	0 1					
													163 H La.-Lafayette	2 0					
													166 H UAB	2 1					
													203 A Mississippi St.	1 2					
													239 A Central Ark.	2 2					
													304 A Southern U.	2 1					
													310 A Eastern Ill.	3 1					
													319 H Jackson St.	7 0					
													329 H Grambling	9 0					
LAST 10 GAMES																			
								137 A Old Dominion	2 0				69 A North Texas	0 1					
								89 A Charlotte	0 3				319 H Jackson St.	7 0					
								166 H UAB	2 1				329 H Grambling	9 0					
								143 H Middle Tenn.	0 1				203 A Mississippi St.	1 2					
								66 A Rice	0 6				163 H La.-Lafayette	2 0					

Non-Div. I Games: Lewis 6 0 Louisiana Col. 8 0

Louisiana Tech

Average RPI Win:	193	WON-LOST	WINNING	LAST 10	STRENGTH OF	OPP. STRENGTH	TEAM	ADJ	CONF.	ADJ CONF.	
Average RPI Loss:	136	RECORD	PCT. RANK	GAMES	SCHEDULE	OF SCHEDULE	RPI	RPI	RPI	RPI	
DIV. I ONLY	6-7-1	.46429	185	4-5-1	140	156	176	.49689	172	10	10
DIV. I NON-CONF.	4-5-0	.44444	194	2-3-0	153	186	195	.49047	191	9	9
TOTALS	RPI 1-25	RPI 26-50	W-L RECORDS	RPI 51-100	RPI 101-150	RPI 150+					
6-7-1	0-0-0	0-0-0	OVERALL	1-1-1	2-4-0	3-2-0					
4-2-0	0-0-0	0-0-0	HOME	1-0-0	2-2-0	1-0-0					
1-4-1	0-0-0	0-0-0	AWAY	0-1-1	0-1-0	1-2-0					
1-1-0	0-0-0	0-0-0	NEUTRAL	0-0-0	0-1-0	1-0-0					
4-5-0	0-0-0	0-0-0	NON-CONFERENCE	1-0-0	1-4-0	2-1-0					
2-2-0	0-0-0	0-0-0	HOME	1-0-0	1-2-0	0-0-0					
1-2-0	0-0-0	0-0-	AWAY	0-0-0	0-1-0	1-1-0					
1-1-0	0-0-0	0-0-0	NEUTRAL	0-0-0	0-1-0	1-0-0					
2-2-1	0-0-0	0-0-0	CONFERENCE	0-1-1	1-0-0	1-1-0					
2-0-0	0-0-0	0-0-0	HOME	0-0-0	1-0-0	1-0-0					
0-2-1	0-0-0	0-0-0	AWAY	0-1-1	0-0-0	0-1-0					
0-0-0	0-0-0	0-0-0	NEUTRAL	0-0-0	0-0-0	0-0-0					
RPI S	Opponent	Score	RPI S	Opponent	Score	RPI S	Opponent	Score	RPI S	Opponent	Score
						56 A	William & Mary	1 3	108 H	St. John's (NY)	1 2
						72 H	Temple	2 0	114 A	Army	1 2
						75 A	Drexel	0 0	120 H	Monmouth	3 2
									140 N	Ball St.	0 1
									141 H	Penn	0 1
									147 H	UNCW	4 1
									182 A	Brown	1 2
									212 A	Elon	0 2
									264 H	Col. of Charleston	4 1
									265 N	Marist	1 0
									287 A	Saint Francis (PA)	1 0
LAST 10 GAMES											
			212 A	Elon	0 2	141 H	Penn	0 1			
			56 A	William & Mary	1 3	72 H	Temple	2 0			
			75 A	Drexel	0 0	265 N	Marist	1 0			
			264 H	Col. of Charleston	4 1	140 N	Ball St.	0 1			
			147 H	UNCW	4 1	182 A	Brown	1 2			

Non-Div. I Games:

Delaware

Average RPI Win: 273		WON-LOST RECORD		WINNING PCT. RANK		LAST 10 GAMES		STRENGTH OF SCHEDULE		OPP. STRENGTH OF SCHEDULE		TEAM RPI		ADJ RPI		CONF. RPI		ADJ CONF. RPI	
DIV. I ONLY		11-3-0		.78571 23		7-3-0		316		252		173		.49684 173		23		22	
DIV. I NON-CONF.		7-1-0		.875 17		3-1-0		301		283		130		.51952 130		22		21	
TOTALS		RPI 1-25		RPI 26-50		W-L RECORDS		RPI 51-100		RPI 101-150		RPI 150+							
11-3-0		0-0-0		0-1-0		OVERALL		0-0-0		0-1-0		11-1-0							
7-0-0		0-0-0		0-0-0		HOME		0-0-0		0-0-0		7-0-0							
4-3-0		0-0-0		0-1-0		AWAY		0-0-0		0-1-0		4-1-0							
0-0-0		0-0-0		0-0-0		NEUTRAL		0-0-0		0-0-0		0-0-0							
7-1-0		0-0-0		0-1-0		NON-CONFERENCE		0-0-0		0-0-0		7-0-0							
4-0-0		0-0-0		0-0-0		HOME		0-0-0		0-0-0		4-0-0							
3-1-0		0-0-0		0-0-		AWAY		0-0-0		0-0-0		3-0-0							
0-0-0		0-0-0		0-0-0		NEUTRAL		0-0-0		0-0-0		0-0-0							
4-2-0		0-0-0		0-0-0		CONFERENCE		0-0-0		0-1-0		4-1-0							
3-0-0		0-0-0		0-0-0		HOME		0-0-0		0-0-0		3-0-0							
1-2-0		0-0-0		0-0-0		AWAY		0-0-0		0-1-0		1-1-0							
0-0-0		0-0-0		0-0-0		NEUTRAL		0-0-0		0-0-0		0-0-0							
RPI	S	Opponent		Score		RPI	S	Opponent		Score		RPI	S	Opponent		Score			
				47	A	Memphis	1	3				139	A	Abilene Christian	1	2			
												163	H	La.-Lafayette	3	0			
												237	A	Lamar	0	2			
												239	H	Central Ark.	2	1			
												240	H	La.-Monroe	4	0			
												249	H	Southern Miss.	2	1			
												256	H	A&M-Corpus Christi	3	1			
												267	H	McNeese St.	1	0			
												308	A	Texas Southern	4	0			
												315	A	Incarnate Word	2	0			
												319	A	Jackson St.	2	0			
												324	H	Mississippi Val.	9	0			
												327	A	Alcorn	9	0			
LAST 10 GAMES																			
				239	H	Central Ark.	2	1	256	H	A&M-Corpus Christi	3	1						
				237	A	Lamar	0	2	324	H	Mississippi Val.	9	0						
				139	A	Abilene Christian	1	2	47	A	Memphis	1	3						
				315	A	Incarnate Word	2	0	249	H	Southern Miss.	2	1						
				267	H	McNeese St.	1	0	240	H	La.-Monroe	4	0						

Non-Div. I Games:

Southeastern La.

Average RPI Win: 219		WON-LOST	WINNING	LAST 10	STRENGTH OF		OPP. STRENGTH	TEAM	ADJ	CONF.	ADJ CONF.
Average RPI Loss: 167		RECORD	PCT. RANK	GAMES	SCHEDULE		OF SCHEDULE	RPI	RPI	RPI	RPI
DIV. I ONLY		8-3-5	.65625	73	5-2-3		284	161	167	.49671	174
DIV. I NON-CONF.		5-2-3	.65	85	2-1-1		286	140	184	.49257	188
TOTALS		RPI 1-25	RPI 26-50		W-L RECORDS		RPI 51-100		RPI 101-150		RPI 150+
8-3-5		0-0-0	0-1-0		OVERALL		0-0-0		3-0-2		5-2-3
6-0-0		0-0-0	0-0-0		HOME		0-0-0		3-0-0		3-0-0
2-3-5		0-0-0	0-1-0		AWAY		0-0-0		0-0-2		2-2-3
0-0-0		0-0-0	0-0-0		NEUTRAL		0-0-0		0-0-0		0-0-0
5-2-3		0-0-0	0-1-0		NON-CONFERENCE		0-0-0		3-0-1		2-1-2
3-0-0		0-0-0	0-0-0		HOME		0-0-0		3-0-0		0-0-0
2-2-3		0-0-0	0-0-		AWAY		0-0-0		0-0-1		2-1-2
0-0-0		0-0-0	0-0-0		NEUTRAL		0-0-0		0-0-0		0-0-0
3-1-2		0-0-0	0-0-0		CONFERENCE		0-0-0		0-0-1		3-1-1
3-0-0		0-0-0	0-0-0		HOME		0-0-0		0-0-0		3-0-0
0-1-2		0-0-0	0-0-0		AWAY		0-0-0		0-0-1		0-1-1
0-0-0		0-0-0	0-0-0		NEUTRAL		0-0-0		0-0-0		0-0-0
RPI S	Opponent	Score	RPI S	Opponent	Score	RPI S	Opponent	Score	RPI S	Opponent	Score
			41 A	Kentucky	0 3				106 H	Louisville	2 0
									118 H	Wyoming	2 1
									126 A	UT Martin	1 1
									140 A	Ball St.	2 2
									150 H	Appalachian St.	4 1
									205 A	Murray St.	0 5
									209 A	Belmont	2 2
									228 H	Jacksonville St.	2 1
									255 A	Wright St.	0 1
									262 A	Xavier	0 0
									268 H	Austin Peay	2 1
									283 A	Northern Ky.	1 1
									284 A	Bowling Green	2 1
									290 H	Tennessee Tech	3 0
									306 A	Ill.-Chicago	3 1
LAST 10 GAMES											
			126 A	UT Martin	1 1		209 A	Belmont	2 2		
			205 A	Murray St.	0 5		255 A	Wright St.	0 1		
			290 H	Tennessee Tech	3 0		262 A	Xavier	0 0		
			228 H	Jacksonville St.	2 1		118 H	Wyoming	2 1		
			268 H	Austin Peay	2 1		106 H	Louisville	2 0		

Non-Div. I Games:

Morehead St.

Average RPI Win: 242		WON-LOST	WINNING	LAST 10	STRENGTH OF		OPP. STRENGTH	TEAM	ADJ	CONF.	ADJ CONF.
Average RPI Loss: 175		RECORD	PCT. RANK	GAMES	SCHEDULE		OF SCHEDULE	RPI	RPI	RPI	RPI
DIV. I ONLY		6-5-2	.53846	140	4-4-2		169	270	174	.4959	175
DIV. I NON-CONF.		5-3-0	.625	97	3-2-0		182	255	133	.51721	133
TOTALS		RPI 1-25	RPI 26-50		W-L RECORDS		RPI 51-100		RPI 101-150		RPI 150+
6-5-2	0-0-0	0-0-0		OVERALL		0-1-0		0-1-0		6-3-2	
3-2-1	0-0-0	0-0-0		HOME		0-1-0		0-1-0		3-0-1	
3-2-1	0-0-0	0-0-0		AWAY		0-0-0		0-0-0		3-2-1	
0-1-0	0-0-0	0-0-0		NEUTRAL		0-0-0		0-0-0		0-1-0	
5-3-0	0-0-0	0-0-0		NON-CONFERENCE		0-1-0		0-0-0		5-2-0	
2-1-0	0-0-0	0-0-0		HOME		0-1-0		0-0-0		2-0-0	
3-1-0	0-0-0	0-0-		AWAY		0-0-0		0-0-0		3-1-0	
0-1-0	0-0-0	0-0-0		NEUTRAL		0-0-0		0-0-0		0-1-0	
1-2-2	0-0-0	0-0-0		CONFERENCE		0-0-0		0-1-0		1-1-2	
1-1-1	0-0-0	0-0-0		HOME		0-0-0		0-1-0		1-0-1	
0-1-1	0-0-0	0-0-0		AWAY		0-0-0		0-0-0		0-1-1	
0-0-0	0-0-0	0-0-0		NEUTRAL		0-0-0		0-0-0		0-0-0	
RPI S	Opponent	Score	RPI S	Opponent	Score	RPI S	Opponent	Score	RPI S	Opponent	Score
						61 H	Rhode Island	0 1	120 H	Monmouth	1 2
									152 H	Niagara	1 1
									153 A	Yale	2 1
									185 A	Fordham	1 2
									219 H	Lafayette	1 0
									225 N	Sacred Heart	0 4
									233 A	Siena	1 1
									246 A	Binghamton	2 1
									259 H	Wagner	2 0
									265 H	Marist	2 1
									286 A	Iona	0 1
									309 A	NJIT	1 0
LAST 10 GAMES											
						233 A	Siena	1 1	153 A	Yale	2 1
						120 H	Monmouth	1 2	225 N	Sacred Heart	0 4
						286 A	Iona	0 1	309 A	NJIT	1 0
						265 H	Marist	2 1	219 H	Lafayette	1 0
						152 H	Niagara	1 1	61 H	Rhode Island	0 1

Non-Div. I Games:

Manhattan

Average RPI Win: 182		WON-LOST	WINNING	LAST 10	STRENGTH OF		OPP. STRENGTH	TEAM	ADJ	CONF.	ADJ CONF.
Average RPI Loss: 110		RECORD	PCT. RANK	GAMES	SCHEDULE		OF SCHEDULE	RPI	RPI	RPI	RPI
DIV. I ONLY		5-9-1	.36667	248	3-7-0		78	157	177	.49538	176
DIV. I NON-CONF.		3-6-1	.35	249	1-4-0		50	129	151	.50693	151
TOTALS		RPI 1-25	RPI 26-50		W-L RECORDS		RPI 51-100		RPI 101-150		RPI 150+
5-9-1		0-0-0	0-1-0		OVERALL		1-3-0		1-3-0		3-2-1
1-4-1		0-0-0	0-1-0		HOME		0-1-0		0-2-0		1-0-1
2-4-0		0-0-0	0-0-0		AWAY		0-1-0		1-1-0		1-2-0
2-1-0		0-0-0	0-0-0		NEUTRAL		1-1-0		0-0-0		1-0-0
3-6-1		0-0-0	0-1-0		NON-CONFERENCE		1-2-0		1-3-0		1-0-1
0-3-1		0-0-0	0-1-0		HOME		0-0-0		0-2-0		0-0-1
1-2-0		0-0-0	0-0-		AWAY		0-1-0		1-1-0		0-0-0
2-1-0		0-0-0	0-0-0		NEUTRAL		1-1-0		0-0-0		1-0-0
2-3-0		0-0-0	0-0-0		CONFERENCE		0-1-0		0-0-0		2-2-0
1-1-0		0-0-0	0-0-0		HOME		0-1-0		0-0-0		1-0-0
1-2-0		0-0-0	0-0-0		AWAY		0-0-0		0-0-0		1-2-0
0-0-0		0-0-0	0-0-0		NEUTRAL		0-0-0		0-0-0		0-0-0
RPI S	Opponent	Score	RPI S	Opponent	Score	RPI S	Opponent	Score	RPI S	Opponent	Score
			47 H	Memphis	0 4	55 H	FGCU	1 2	101 H	Furman	0 3
						57 N	South Fla.	0 1	104 A	Samford	4 2
						67 A	Alabama	1 5	126 H	UT Martin	0 1
						95 N	South Ala.	2 1	133 A	Troy	0 1
									151 A	Lipscomb	0 3
									155 A	Jacksonville	1 0
									189 H	Georgia St.	1 1
									252 A	North Florida	0 1
									268 N	Austin Peay	1 0
									288 H	Stetson	2 1
LAST 10 GAMES											
			252 A	North Florida	0 1	104 A	Samford	4 2			
			155 A	Jacksonville	1 0	126 H	UT Martin	0 1			
			55 H	FGCU	1 2	47 H	Memphis	0 4			
			288 H	Stetson	2 1	101 H	Furman	0 3			
			151 A	Lipscomb	0 3	57 N	South Fla.	0 1			

Non-Div. I Games:

Kennesaw St.

Average RPI Win:	236	WON-LOST RECORD	WINNING PCT. RANK	LAST 10 GAMES	STRENGTH OF SCHEDULE	OPP. STRENGTH OF SCHEDULE	TEAM RPI	ADJ RPI	CONF. RPI	ADJ CONF. RPI	
Average RPI Loss:	103										
DIV. I ONLY	7-6-2	.53333	150	5-3-2	195	176	178	.49407	177	12	12
DIV. I NON-CONF.	5-4-1	.55	147	3-1-1	181	203	158	.50277	159	14	14
<hr/>											
TOTALS	RPI 1-25	RPI 26-50		W-L RECORDS	RPI 51-100		RPI 101-150		RPI 150+		
7-6-2	0-1-0	0-0-0		OVERALL	0-2-0		1-1-0		6-2-2		
3-1-1	0-0-0	0-0-0		HOME	0-0-0		0-0-0		3-1-1		
4-5-1	0-1-0	0-0-0		AWAY	0-2-0		1-1-0		3-1-1		
0-0-0	0-0-0	0-0-0		NEUTRAL	0-0-0		0-0-0		0-0-0		
<hr/>											
5-4-1	0-1-0	0-0-0		NON-CONFERENCE	0-1-0		1-0-0		4-2-1		
2-1-0	0-0-0	0-0-0		HOME	0-0-0		0-0-0		2-1-0		
3-3-1	0-1-0	0-0-		AWAY	0-1-0		1-0-0		2-1-1		
0-0-0	0-0-0	0-0-0		NEUTRAL	0-0-0		0-0-0		0-0-0		
<hr/>											
2-2-1	0-0-0	0-0-0		CONFERENCE	0-1-0		0-1-0		2-0-1		
1-0-1	0-0-0	0-0-0		HOME	0-0-0		0-0-0		1-0-1		
1-2-0	0-0-0	0-0-0		AWAY	0-1-0		0-1-0		1-0-0		
0-0-0	0-0-0	0-0-0		NEUTRAL	0-0-0		0-0-0		0-0-0		
<hr/>											
RPI S	Opponent	Score	RPI S	Opponent	Score	RPI S	Opponent	Score	RPI S	Opponent	Score
7	A Penn St.	0 7				58	A Hofstra	2 4	114	A Army	1 2
						84	A Navy	0 3	120	A Monmouth	2 0
									155	A Jacksonville	2 1
									158	A Rider	0 1
									197	A Loyola Maryland	2 1
									198	H UMBC	1 2
									216	H Lehigh	0 0
									275	H American	3 0
									287	A Saint Francis (PA)	1 1
									288	A Stetson	1 0
									302	H Robert Morris	1 0
									314	H Mt. St. Mary's	7 1
<hr/>											
			LAST 10 GAMES								
			84	A Navy	0 3	7	A Penn St.	0 7			
			275	H American	3 0	114	A Army	1 2			
			197	A Loyola Maryland	2 1	155	A Jacksonville	2 1			
			287	A Saint Francis (PA)	1 1	288	A Stetson	1 0			
			216	H Lehigh	0 0	314	H Mt. St. Mary's	7 1			

Non-Div. I Games:

Bucknell

Average RPI Win:	249	WON-LOST RECORD	WINNING PCT. RANK	LAST 10 GAMES	STRENGTH OF SCHEDULE	OPP. STRENGTH OF SCHEDULE	TEAM RPI	ADJ RPI	CONF. RPI	ADJ CONF. RPI		
DIV. I ONLY		10-4-0	.71429	41	7-3-0	301	249	175	.49375	178	29	29
DIV. I NON-CONF.		7-3-0	.7	65	4-2-0	239	252	136	.51426	140	26	27
<hr/>												
TOTALS	RPI 1-25	RPI 26-50		W-L RECORDS		RPI 51-100		RPI 101-150		RPI 150+		
10-4-0	0-0-0	0-0-0		OVERALL		0-0-0		2-2-0		8-2-0		
4-1-0	0-0-0	0-0-0		HOME		0-0-0		0-1-0		4-0-0		
5-2-0	0-0-0	0-0-0		AWAY		0-0-0		1-1-0		4-1-0		
1-1-0	0-0-0	0-0-0		NEUTRAL		0-0-0		1-0-0		0-1-0		
<hr/>												
7-3-0	0-0-0	0-0-0		NON-CONFERENCE		0-0-0		2-2-0		5-1-0		
2-1-0	0-0-0	0-0-0		HOME		0-0-0		0-1-0		2-0-0		
4-1-0	0-0-0	0-0-		AWAY		0-0-0		1-1-0		3-0-0		
1-1-0	0-0-0	0-0-0		NEUTRAL		0-0-0		1-0-0		0-1-0		
<hr/>												
3-1-0	0-0-0	0-0-0		CONFERENCE		0-0-0		0-0-0		3-1-0		
2-0-0	0-0-0	0-0-0		HOME		0-0-0		0-0-0		2-0-0		
1-1-0	0-0-0	0-0-0		AWAY		0-0-0		0-0-0		1-1-0		
0-0-0	0-0-0	0-0-0		NEUTRAL		0-0-0		0-0-0		0-0-0		
<hr/>												
RPI S	Opponent	Score	RPI S	Opponent	Score	RPI S	Opponent	Score	RPI S	Opponent	Score	
									109 N	Northwestern	1 0	
									110 A	Hartford	4 3	
									120 H	Monmouth	0 2	
									134 A	Columbia	1 2	
									158 A	Rider	3 2	
									180 A	Central Conn. St.	0 1	
									261 N	Loyola Chicago	1 3	
									272 H	Vermont	3 0	
									280 H	LIU Brooklyn	2 1	
									302 H	Robert Morris	2 1	
									309 A	NJIT	1 0	
									311 A	Delaware St.	3 0	
									314 A	Mt. St. Mary's	3 0	
									325 H	Saint Peter's	8 0	
<hr/>												
			LAST 10 GAMES									
			302 H Robert Morris			2 1	110 A Hartford			4 3		
			180 A Central Conn. St.			0 1	272 H Vermont			3 0		
			280 H LIU Brooklyn			2 1	120 H Monmouth			0 2		
			314 A Mt. St. Mary's			3 0	134 A Columbia			1 2		
			309 A NJIT			1 0	325 H Saint Peter's			8 0		

Non-Div. I Games:

Fairleigh Dickinson

Average RPI Win:	277	WON-LOST	WINNING	LAST 10	STRENGTH OF	OPP. STRENGTH	TEAM	ADJ	CONF.	ADJ CONF.		
Average RPI Loss:	209	RECORD	PCT. RANK	GAMES	SCHEDULE	OF SCHEDULE	RPI	RPI	RPI	RPI		
DIV. I ONLY		8-1-4	.76923	26	8-0-2	320	220	180	.49174	179	26	26
DIV. I NON-CONF.		4-1-4	.66667	77	4-0-2	314	200	216	.46708	216	28	25
<hr/>												
TOTALS	RPI 1-25	RPI 26-50		W-L RECORDS		RPI 51-100		RPI 101-150		RPI 150+		
8-1-4	0-0-0	0-0-0		OVERALL		0-0-0		0-0-1		8-1-3		
3-1-2	0-0-0	0-0-0		HOME		0-0-0		0-0-0		3-1-2		
5-0-2	0-0-0	0-0-0		AWAY		0-0-0		0-0-1		5-0-1		
0-0-0	0-0-0	0-0-0		NEUTRAL		0-0-0		0-0-0		0-0-0		
<hr/>												
4-1-4	0-0-0	0-0-0		NON-CONFERENCE		0-0-0		0-0-1		4-1-3		
1-1-2	0-0-0	0-0-0		HOME		0-0-0		0-0-0		1-1-2		
3-0-2	0-0-0	0-0-		AWAY		0-0-0		0-0-1		3-0-1		
0-0-0	0-0-0	0-0-0		NEUTRAL		0-0-0		0-0-0		0-0-0		
<hr/>												
4-0-0	0-0-0	0-0-0		CONFERENCE		0-0-0		0-0-0		4-0-0		
2-0-0	0-0-0	0-0-0		HOME		0-0-0		0-0-0		2-0-0		
2-0-0	0-0-0	0-0-0		AWAY		0-0-0		0-0-0		2-0-0		
0-0-0	0-0-0	0-0-0		NEUTRAL		0-0-0		0-0-0		0-0-0		
<hr/>												
RPI S	Opponent	Score	RPI S	Opponent	Score	RPI S	Opponent	Score	RPI S	Opponent	Score	
									127 A	Northern Ariz.	0	0
									161 H	Evansville	0	0
									199 A	Cleveland St.	1	0
									204 A	Grand Canyon	1	1
									209 H	Belmont	1	2
									261 H	Loyola Chicago	2	1
									263 H	Oakland	3	0
									282 H	Youngstown St.	1	0
									285 H	IUPUI	0	0
									294 A	IPFW	1	0
									301 A	Western Ill.	3	0
									306 A	Ill.-Chicago	2	1
									310 A	Eastern Ill.	3	1
									<hr/>			
			LAST 10 GAMES									
			282 H Youngstown St.			1 0			310 A Eastern Ill.			3 1
			306 A Ill.-Chicago			2 1			161 H Evansville			0 0
			261 H Loyola Chicago			2 1			294 A IPFW			1 0
			199 A Cleveland St.			1 0			301 A Western Ill.			3 0
			263 H Oakland			3 0			127 A Northern Ariz.			0 0

Non-Div. I Games:

Valparaiso

Average RPI Win:	204	WON-LOST	WINNING	LAST 10	STRENGTH OF	OPP. STRENGTH	TEAM	ADJ	CONF.	ADJ CONF.	
Average RPI Loss:	177	RECORD	PCT. RANK	GAMES	SCHEDULE	OF SCHEDULE	RPI	RPI	RPI	RPI	
DIV. I ONLY	5-4-3	.54167	137	4-3-3	191	233	179	.49089	180	29	29
DIV. I NON-CONF.	4-3-2	.55556	138	3-2-2	149	214	138	.51306	141	26	27
<hr/>											
TOTALS	RPI 1-25	RPI 26-50		W-L RECORDS	RPI 51-100		RPI 101-150		RPI 150+		
5-4-3	0-0-0	0-1-0		OVERALL	1-0-0		0-1-1		4-2-2		
4-1-2	0-0-0	0-1-0		HOME	1-0-0		0-0-1		3-0-1		
0-3-1	0-0-0	0-0-0		AWAY	0-0-0		0-1-0		0-2-1		
1-0-0	0-0-0	0-0-0		NEUTRAL	0-0-0		0-0-0		1-0-0		
<hr/>											
4-3-2	0-0-0	0-1-0		NON-CONFERENCE	1-0-0		0-1-1		3-1-1		
3-1-2	0-0-0	0-1-0		HOME	1-0-0		0-0-1		2-0-1		
0-2-0	0-0-0	0-0-		AWAY	0-0-0		0-1-0		0-1-0		
1-0-0	0-0-0	0-0-0		NEUTRAL	0-0-0		0-0-0		1-0-0		
<hr/>											
1-1-1	0-0-0	0-0-0		CONFERENCE	0-0-0		0-0-0		1-1-1		
1-0-0	0-0-0	0-0-0		HOME	0-0-0		0-0-0		1-0-0		
0-1-1	0-0-0	0-0-0		AWAY	0-0-0		0-0-0		0-1-1		
0-0-0	0-0-0	0-0-0		NEUTRAL	0-0-0		0-0-0		0-0-0		
<hr/>											
RPI	S	Opponent	Score	RPI	S	Opponent	Score	RPI	S	Opponent	Score
				39	H	UConn	1 3	88	H	Fairfield	3 0
								108	A	St. John's (NY)	0 2
								110	H	Hartford	0 0
								178	H	Fairleigh Dickinson	1 0
								216	H	Lehigh	2 1
								231	N	New Hampshire	1 0
								260	H	Maine	3 3
								272	A	Vermont	2 3
								287	A	Saint Francis (PA)	0 1
								302	A	Robert Morris	1 1
								309	H	NJIT	2 0
<hr/>											
				LAST 10 GAMES							
				178	H	Fairleigh Dickinson	1 0	216	H	Lehigh	2 1
				287	A	Saint Francis (PA)	0 1	309	H	NJIT	2 0
				302	A	Robert Morris	1 1	39	H	UConn	1 3
				88	H	Fairfield	3 0	108	A	St. John's (NY)	0 2
				260	H	Maine	3 3	110	H	Hartford	0 0

Non-Div. I Games:

Central Conn. St.

[illegible]

Non-Div. I Games:

Fla. Atlantic

Average RPI Win: 213		WON-LOST RECORD	WINNING PCT. RANK		LAST 10 GAMES	STRENGTH OF SCHEDULE	OPP. STRENGTH OF SCHEDULE	TEAM RPI	ADJ RPI	CONF. RPI	ADJ CONF. RPI					
Average RPI Loss: 119																
DIV. I ONLY		5-5-2	.5	159	3-5-2	210	126	182	.48906	182	8	8				
DIV. I NON-CONF.		5-4-0	.55556	138	3-4-0	241	145	194	.48908	195	10	10				
<hr/>																
TOTALS		RPI 1-25		RPI 26-50		W-L RECORDS		RPI 51-100		RPI 101-150		RPI 150+				
5-5-2		0-0-0		0-1-0		OVERALL		0-2-0		1-0-2		4-2-0				
3-1-1		0-0-0		0-0-0		HOME		0-0-0		0-0-1		3-1-0				
2-4-1		0-0-0		0-1-0		AWAY		0-2-0		1-0-1		1-1-0				
0-0-0		0-0-0		0-0-0		NEUTRAL		0-0-0		0-0-0		0-0-0				
5-4-0		0-0-0		0-1-0		NON-CONFERENCE		0-1-0		1-0-0		4-2-0				
3-1-0		0-0-0		0-0-0		HOME		0-0-0		0-0-0		3-1-0				
2-3-0		0-0-0		0-0-		AWAY		0-1-0		1-0-0		1-1-0				
0-0-0		0-0-0		0-0-0		NEUTRAL		0-0-0		0-0-0		0-0-0				
0-1-2		0-0-0		0-0-0		CONFERENCE		0-1-0		0-0-2		0-0-0				
0-0-1		0-0-0		0-0-0		HOME		0-0-0		0-0-1		0-0-0				
0-1-1		0-0-0		0-0-0		AWAY		0-1-0		0-0-1		0-0-0				
0-0-0		0-0-0		0-0-0		NEUTRAL		0-0-0		0-0-0		0-0-0				
RPI	S	Opponent	Score	RPI	S	Opponent	Score	RPI	S	Opponent	Score					
				39	A	UConn	0 2	74	A	Princeton	0 5	108	A	St. John's (NY)	2 1	
								77	A	Providence	0 1	129	A	Dartmouth	1 1	
												134	H	Columbia	2 2	
												172	H	Delaware	2 1	
												181	A	Fla. Atlantic	0 1	
												195	H	Massachusetts	2 0	
												225	H	Sacred Heart	1 2	
												270	A	Bryant	3 1	
												320	H	Quinnipiac	2 0	
<hr/>																
LAST 10 GAMES																
				74	A	Princeton	0 5	225	H	Sacred Heart	1 2					
				320	H	Quinnipiac	2 0	39	A	UConn	0 2					
				134	H	Columbia	2 2	195	H	Massachusetts	2 0					
				270	A	Bryant	3 1	181	A	Fla. Atlantic	0 1					
				129	A	Dartmouth	1 1	77	A	Providence	0 1					

Non-Div. I Games:

Brown

Average RPI Win:	261	WON-LOST	WINNING	LAST 10	STRENGTH OF	OPP. STRENGTH	TEAM	ADJ	CONF.	ADJ CONF.	
Average RPI Loss:	108	RECORD	PCT. RANK	GAMES	SCHEDULE	OF SCHEDULE	RPI	RPI	RPI	RPI	
DIV. I ONLY	5-4-3	.54167	137	4-4-2	201	262	183	.48882	183	27	27
DIV. I NON-CONF.	3-2-2	.57143	127	2-2-1	250	209	201	.48514	201	30	30
<hr/>											
TOTALS	RPI 1-25	RPI 26-50		W-L RECORDS		RPI 51-100		RPI 101-150		RPI 150+	
5-4-3	0-1-0	0-0-0		OVERALL		0-1-0		0-1-0		5-1-3	
2-1-2	0-0-0	0-0-0		HOME		0-1-0		0-0-0		2-0-2	
2-3-1	0-1-0	0-0-0		AWAY		0-0-0		0-1-0		2-1-1	
1-0-0	0-0-0	0-0-0		NEUTRAL		0-0-0		0-0-0		1-0-0	
<hr/>											
3-2-2	0-1-0	0-0-0		NON-CONFERENCE		0-0-0		0-1-0		3-0-2	
1-0-1	0-0-0	0-0-0		HOME		0-0-0		0-0-0		1-0-1	
1-2-1	0-1-0	0-0-		AWAY		0-0-0		0-1-0		1-0-1	
1-0-0	0-0-0	0-0-0		NEUTRAL		0-0-0		0-0-0		1-0-0	
<hr/>											
2-2-1	0-0-0	0-0-0		CONFERENCE		0-1-0		0-0-0		2-1-1	
1-1-1	0-0-0	0-0-0		HOME		0-1-0		0-0-0		1-0-1	
1-1-0	0-0-0	0-0-0		AWAY		0-0-0		0-0-0		1-1-0	
0-0-0	0-0-0	0-0-0		NEUTRAL		0-0-0		0-0-0		0-0-0	
<hr/>											
RPI S	Opponent	Score		RPI S	Opponent	Score		RPI S	Opponent	Score	
16 A	South Carolina	0 2						128 A	UNC Greensboro	0 3	
								155 A	Jacksonville	0 0	
								193 A	Coastal Caro.	0 1	
								212 H	Elon	3 0	
								222 H	Western Caro.	1 1	
								234 H	Longwood	3 0	
								252 A	North Florida	4 3	
								276 A	Winthrop	1 0	
								279 H	Gardner-Webb	0 0	
								332 N	South Carolina St.	4 0	
<hr/>											
LAST 10 GAMES				LAST 10 GAMES							
				93 H	Liberty	0 2		128 A	UNC Greensboro	0 3	
				234 H	Longwood	3 0		332 N	South Carolina St.	4 0	
				193 A	Coastal Caro.	0 1		16 A	South Carolina	0 2	
				276 A	Winthrop	1 0		212 H	Elon	3 0	
				279 H	Gardner-Webb	0 0		222 H	Western Caro.	1 1	

Non-Div. I Games:

High Point

Average RPI Win: 276		WON-LOST RECORD	WINNING PCT. RANK		LAST 10 GAMES	STRENGTH OF SCHEDULE	OPP. STRENGTH OF SCHEDULE	TEAM RPI	ADJ RPI		CONF. RPI	ADJ CONF. RPI			
Average RPI Loss: 124															
DIV. I ONLY		10-4-1	.7	54	5-4-1	303	272	184	.48819	184	16	16			
DIV. I NON-CONF.		9-0-0	1	1	4-0-0	329	316	146	.50982	145	17	17			
<hr/>															
TOTALS		RPI 1-25		RPI 26-50		W-L RECORDS		RPI 51-100		RPI 101-150		RPI 150+			
10-4-1		0-0-0		0-0-0		OVERALL		0-1-0		0-2-0		10-1-1			
7-2-0		0-0-0		0-0-0		HOME		0-0-0		0-2-0		7-0-0			
3-2-1		0-0-0		0-0-0		AWAY		0-1-0		0-0-0		3-1-1			
0-0-0		0-0-0		0-0-0		NEUTRAL		0-0-0		0-0-0		0-0-0			
9-0-0		0-0-0		0-0-0		NON-CONFERENCE		0-0-0		0-0-0		9-0-0			
7-0-0		0-0-0		0-0-0		HOME		0-0-0		0-0-0		7-0-0			
2-0-0		0-0-0		0-0-		AWAY		0-0-0		0-0-0		2-0-0			
0-0-0		0-0-0		0-0-0		NEUTRAL		0-0-0		0-0-0		0-0-0			
1-4-1		0-0-0		0-0-0		CONFERENCE		0-1-0		0-2-0		1-1-1			
0-2-0		0-0-0		0-0-0		HOME		0-0-0		0-2-0		0-0-0			
1-2-1		0-0-0		0-0-0		AWAY		0-1-0		0-0-0		1-1-1			
0-0-0		0-0-0		0-0-0		NEUTRAL		0-0-0		0-0-0		0-0-0			
RPI	S	Opponent	Score	RPI	S	Opponent	Score	RPI	S	Opponent	Score				
								81	A	Ga. Southern	2	3			
										102	H	Texas St.	1	2	
										150	H	Appalachian St.	0	3	
										162	A	Missouri St.	1	0	
										163	A	La.-Lafayette	1	2	
										189	A	Georgia St.	1	1	
										238	H	South Dakota	1	0	
										240	A	La.-Monroe	2	0	
										245	H	Nicholls St.	3	1	
										290	H	Tennessee Tech	1	0	
										297	A	Northwestern St.	1	0	
										304	H	Southern U.	6	0	
										324	H	Mississippi Val.	9	0	
										330	H	Ark.-Pine Bluff	7	1	
										331	H	Chicago St.	7	0	
<hr/>															
LAST 10 GAMES															
						240	A	La.-Monroe	2	0	150	H	Appalachian St.	0	3
						163	A	La.-Lafayette	1	2	162	A	Missouri St.	1	0
						81	A	Ga. Southern	2	3	290	H	Tennessee Tech	1	0
						189	A	Georgia St.	1	1	324	H	Mississippi Val.	9	0
						102	H	Texas St.	1	2	330	H	Ark.-Pine Bluff	7	1

Non-Div. I Games:

UALR

Average RPI Win: 262		WON-LOST RECORD		WINNING PCT. RANK		LAST 10 GAMES		STRENGTH OF SCHEDULE		OPP. STRENGTH OF SCHEDULE		TEAM RPI		ADJ RPI		CONF. RPI		ADJ CONF. RPI	
DIV. I ONLY		6-6-1		.5 159		4-5-1		206		149		185		.48764 185		13		13	
DIV. I NON-CONF.		6-4-0		.6 114		4-3-0		263		217		200		.48558 200		12		12	
TOTALS		RPI 1-25		RPI 26-50		W-L RECORDS		RPI 51-100		RPI 101-150		RPI 150+							
6-6-1		0-1-0		0-0-0		OVERALL		0-3-1		0-1-0		6-1-0							
4-2-1		0-0-0		0-0-0		HOME		0-1-1		0-1-0		4-0-0							
2-4-0		0-1-0		0-0-0		AWAY		0-2-0		0-0-0		2-1-0							
0-0-0		0-0-0		0-0-0		NEUTRAL		0-0-0		0-0-0		0-0-0							
6-4-0		0-0-0		0-0-0		NON-CONFERENCE		0-2-0		0-1-0		6-1-0							
4-1-0		0-0-0		0-0-0		HOME		0-0-0		0-1-0		4-0-0							
2-3-0		0-0-0		0-0-		AWAY		0-2-0		0-0-0		2-1-0							
0-0-0		0-0-0		0-0-0		NEUTRAL		0-0-0		0-0-0		0-0-0							
0-2-1		0-1-0		0-0-0		CONFERENCE		0-1-1		0-0-0		0-0-0							
0-1-1		0-0-0		0-0-0		HOME		0-1-1		0-0-0		0-0-0							
0-1-0		0-1-0		0-0-0		AWAY		0-0-0		0-0-0		0-0-0							
0-0-0		0-0-0		0-0-0		NEUTRAL		0-0-0		0-0-0		0-0-0							
RPI	S	Opponent		Score		RPI	S	Opponent		Score		RPI	S	Opponent		Score			
22	A	La Salle		0 1								71	H	VCU		0 1			
												77	A	Providence		1 3			
												82	H	George Washington		1 1			
												87	A	Eastern Mich.		0 2			
												134	H	Columbia		1 2			
												175	H	Manhattan		2 1			
												226	A	Stony Brook		2 3			
												260	H	Maine		2 0			
												272	H	Vermont		1 0			
												280	A	LIU Brooklyn		2 1			
												286	A	Iona		1 0			
												298	H	Citadel		2 0			
LAST 10 GAMES																			
22	A	La Salle		0 1		77	A	Providence		1 3									
82	H	George Washington		1 1		298	H	Citadel		2 0									
71	H	VCU		0 1		286	A	Iona		1 0									
134	H	Columbia		1 2		280	A	LIU Brooklyn		2 1									
226	A	Stony Brook		2 3		260	H	Maine		2 0									

Non-Div. I Games:

Fordham

Average RPI Win:	233	WON-LOST	WINNING	LAST 10	STRENGTH OF	OPP. STRENGTH	TEAM	ADJ	CONF.	ADJ CONF.			
Average RPI Loss:	79	RECORD	PCT. RANK	GAMES	SCHEDULE	OF SCHEDULE	RPI	RPI	RPI	RPI			
DIV. I ONLY		6-6-1	.5	159	5-4-1	233	103	188	.48627	186	11	11	
DIV. I NON-CONF.		5-4-0	.55556	138	4-2-0	236	99	183	.49467	183	11	11	
<hr/>													
TOTALS	RPI 1-25	RPI 26-50		W-L RECORDS		RPI 51-100		RPI 101-150		RPI 150+			
6-6-1	0-0-0	0-2-0		OVERALL		0-2-0		1-2-0		5-0-1			
4-4-0	0-0-0	0-1-0		HOME		0-2-0		1-1-0		3-0-0			
2-2-1	0-0-0	0-1-0		AWAY		0-0-0		0-1-0		2-0-1			
0-0-0	0-0-0	0-0-0		NEUTRAL		0-0-0		0-0-0		0-0-0			
5-4-0	0-0-0	0-2-0		NON-CONFERENCE		0-1-0		0-1-0		5-0-0			
3-3-0	0-0-0	0-1-0		HOME		0-1-0		0-1-0		3-0-0			
2-1-0	0-0-0	0-0-		AWAY		0-0-0		0-0-0		2-0-0			
0-0-0	0-0-0	0-0-0		NEUTRAL		0-0-0		0-0-0		0-0-0			
1-2-1	0-0-0	0-0-0		CONFERENCE		0-1-0		1-1-0		0-0-1			
1-1-0	0-0-0	0-0-0		HOME		0-1-0		1-0-0		0-0-0			
0-1-1	0-0-0	0-0-0		AWAY		0-0-0		0-1-0		0-0-1			
0-0-0	0-0-0	0-0-0		NEUTRAL		0-0-0		0-0-0		0-0-0			
RPI	S	Opponent	Score	RPI	S	Opponent	Score	RPI	S	Opponent	Score		
				30	H	Arizona	0 2	55	H	FGCU	0 2		
				49	A	Santa Clara	0 1	89	H	Charlotte	1 2		
										107	H	Long Beach St.	1 3
										137	H	Old Dominion	2 1
										143	A	Middle Tenn.	0 2
										181	A	Fla. Atlantic	0 0
										205	H	Murray St.	1 0
										223	H	Oregon St.	1 0
										252	A	North Florida	3 0
										288	H	Stetson	2 0
										295	A	Pacific	1 0
LAST 10 GAMES													
				143	A	Middle Tenn.	0 2	288	H	Stetson	2 0		
				181	A	Fla. Atlantic	0 0	223	H	Oregon St.	1 0		
				89	H	Charlotte	1 2	205	H	Murray St.	1 0		
				137	H	Old Dominion	2 1	55	H	FGCU	0 2		
				107	H	Long Beach St.	1 3	295	A	Pacific	1 0		

Non-Div. I Games:

FIU

Average RPI Win: 220		WON-LOST	WINNING	LAST 10	STRENGTH OF	OPP. STRENGTH	TEAM	ADJ	CONF.	ADJ CONF.					
Average RPI Loss: 118		RECORD	PCT. RANK	GAMES	SCHEDULE	OF SCHEDULE	RPI	RPI	RPI	RPI					
DIV. I ONLY		3-7-4	.35714	255	2-4-4	100	142	190	.48588	187	9	9			
DIV. I NON-CONF.		3-4-2	.44444	194	2-1-2	106	149	154	.50549	154	8	8			
<hr/>															
TOTALS		RPI 1-25	RPI 26-50		W-L RECORDS		RPI 51-100		RPI 101-150		RPI 150+				
3-7-4		0-1-0	0-1-0		OVERALL		0-1-1		1-1-2		2-3-1				
1-3-2		0-0-0	0-1-0		HOME		0-0-0		0-1-1		1-1-1				
2-4-2		0-1-0	0-0-0		AWAY		0-1-1		1-0-1		1-2-0				
0-0-0		0-0-0	0-0-0		NEUTRAL		0-0-0		0-0-0		0-0-0				
3-4-2		0-1-0	0-0-0		NON-CONFERENCE		0-0-1		1-1-1		2-2-0				
1-2-1		0-0-0	0-0-0		HOME		0-0-0		0-1-1		1-1-0				
2-2-1		0-1-0	0-0-		AWAY		0-0-1		1-0-0		1-1-0				
0-0-0		0-0-0	0-0-0		NEUTRAL		0-0-0		0-0-0		0-0-0				
0-3-2		0-0-0	0-1-0		CONFERENCE		0-1-0		0-0-1		0-1-1				
0-1-1		0-0-0	0-1-0		HOME		0-0-0		0-0-0		0-0-1				
0-2-1		0-0-0	0-0-0		AWAY		0-1-0		0-0-1		0-1-0				
0-0-0		0-0-0	0-0-0		NEUTRAL		0-0-0		0-0-0		0-0-0				
RPI S	Opponent	Score		RPI S	Opponent	Score		RPI S	Opponent	Score					
13 A	Rutgers	0	1	31 H	DePaul	0	1	74 A	Princeton	0	0	114 A	Army	1	0
								77 A	Providence	0	2	120 H	Monmouth	0	1
												134 H	Columbia	0	0
												143 A	Creighton	1	1
												158 H	Rider	0	1
												202 A	Butler	0	3
												226 A	Stony Brook	1	2
												262 H	Xavier	0	0
												265 A	Marist	2	0
												280 H	LIU Brooklyn	3	1
				LAST 10 GAMES											
				262 H	Xavier	0	0	280 H	LIU Brooklyn	3	1				
				143 A	Creighton	1	1	134 H	Columbia	0	0				
				31 H	DePaul	0	1	114 A	Army	1	0				
				202 A	Butler	0	3	74 A	Princeton	0	0				
				77 A	Providence	0	2	226 A	Stony Brook	1	2				

Non-Div. I Games:

Seton Hall

Houston

Houston

Average RPI Win:	184	WON-LOST RECORD	WINNING PCT. RANK	LAST 10 GAMES	STRENGTH OF SCHEDULE	OPP. STRENGTH OF SCHEDULE	TEAM RPI	ADJ RPI	CONF. RPI	ADJ CONF. RPI		
DIV. I ONLY		5-6-4	.46667	180	5-2-3	164	197	189	.48407	189	16	16
DIV. I NON-CONF.		2-5-3	.35	249	2-1-2	220	167	243	.44286	245	17	17
<hr/>												
TOTALS	RPI 1-25	RPI 26-50		W-L RECORDS		RPI 51-100		RPI 101-150		RPI 150+		
5-6-4	0-0-0	0-0-0		OVERALL		1-0-0		1-3-0		3-3-4		
4-2-1	0-0-0	0-0-0		HOME		1-0-0		1-2-0		2-0-1		
1-4-3	0-0-0	0-0-0		AWAY		0-0-0		0-1-0		1-3-3		
0-0-0	0-0-0	0-0-0		NEUTRAL		0-0-0		0-0-0		0-0-0		
<hr/>												
2-5-3	0-0-0	0-0-0		NON-CONFERENCE		0-0-0		1-3-0		1-2-3		
2-2-0	0-0-0	0-0-0		HOME		0-0-0		1-2-0		1-0-0		
0-3-3	0-0-0	0-0-		AWAY		0-0-0		0-1-0		0-2-3		
0-0-0	0-0-0	0-0-0		NEUTRAL		0-0-0		0-0-0		0-0-0		
<hr/>												
3-1-1	0-0-0	0-0-0		CONFERENCE		1-0-0		0-0-0		2-1-1		
2-0-1	0-0-0	0-0-0		HOME		1-0-0		0-0-0		1-0-1		
1-1-0	0-0-0	0-0-0		AWAY		0-0-0		0-0-0		1-1-0		
0-0-0	0-0-0	0-0-0		NEUTRAL		0-0-0		0-0-0		0-0-0		
<hr/>												
RPI	S	Opponent	Score	RPI	S	Opponent	Score	RPI	S	Opponent	Score	
						81 H Ga. Southern	2 0	101 A		Furman	0	1
								104 H		Samford	1	2
								126 H		UT Martin	0	2
								130 H		Mercer	1	0
								163 A		La.-Lafayette	2	1
								176 A		Kennesaw St.	1	1
								184 H		UALR	1	1
								200 A		Davidson	0	0
								205 A		Murray St.	1	2
								209 A		Belmont	0	0
								240 A		La.-Monroe	1	2
								252 H		North Florida	1	0
								290 A		Tennessee Tech	0	1
								296 H		Arkansas St.	5	2
<hr/>												
LAST 10 GAMES												
						81 H Ga. Southern	2 0	126 H		UT Martin	0	2
						296 H Arkansas St.	5 2	130 H		Mercer	1	0
						184 H UALR	1 1	200 A		Davidson	0	0
						240 A La.-Monroe	1 2	252 H		North Florida	1	0
						163 A La.-Lafayette	2 1	209 A		Belmont	0	0

Non-Div. I Games:

Georgia St.

Average RPI Win: 211		WON-LOST	WINNING	LAST 10	STRENGTH OF		OPP. STRENGTH	TEAM	ADJ	CONF.	ADJ CONF.								
Average RPI Loss: 109		RECORD	PCT. RANK	GAMES	SCHEDULE		OF SCHEDULE	RPI	RPI	RPI	RPI								
DIV. I ONLY		5-8-1	.39286	233	3-7-0		127	138	192	.48402	190	15	15						
DIV. I NON-CONF.		3-4-1	.4375	206	1-3-0		173	81	191	.49045	192	15	15						

TOTALS		RPI 1-25		RPI 26-50		W-L RECORDS		RPI 51-100		RPI 101-150		RPI 150+							
5-8-1		0-1-0		0-1-0		OVERALL		1-2-1		1-2-0		3-2-0							
3-3-1		0-0-0		0-0-0		HOME		1-0-1		0-1-0		2-2-0							
2-5-0		0-1-0		0-1-0		AWAY		0-2-0		1-1-0		1-0-0							
0-0-0		0-0-0		0-0-0		NEUTRAL		0-0-0		0-0-0		0-0-0							
3-4-1		0-1-0		0-1-0		NON-CONFERENCE		1-0-1		0-1-0		2-1-0							
3-1-1		0-0-0		0-0-0		HOME		1-0-1		0-0-0		2-1-0							
0-3-0		0-1-0		0-0-		AWAY		0-0-0		0-1-0		0-0-0							
0-0-0		0-0-0		0-0-0		NEUTRAL		0-0-0		0-0-0		0-0-0							
2-4-0		0-0-0		0-0-0		CONFERENCE		0-2-0		1-1-0		1-1-0							
0-2-0		0-0-0		0-0-0		HOME		0-0-0		0-1-0		0-1-0							
2-2-0		0-0-0		0-0-0		AWAY		0-2-0		1-0-0		1-0-0							
0-0-0		0-0-0		0-0-0		NEUTRAL		0-0-0		0-0-0		0-0-0							

RPI	S	Opponent		Score		RPI	S	Opponent		Score		RPI	S	Opponent		Score			
24	A	Notre Dame		1	2	29	A	Michigan		0	4	73	A	Miami (OH)		0	2		
												80	H	CSUN		0	0		
												87	A	Eastern Mich.		0	1		
												99	H	Ohio St.		1	0		
												119	A	Dayton		0	2		
												123	H	Western Mich.		0	2		
												140	A	Ball St.		3	0		
												165	H	Pittsburgh		0	1		
												254	H	Northern Ill.		1	2		
												262	H	Xavier		1	0		
												269	H	Detroit		3	1		
												284	A	Bowling Green		1	0		

LAST 10 GAMES																			
284 A Bowling Green						1	0	123 H Western Mich.						0	2				
87 A Eastern Mich.						0	1	119 A Dayton						0	2				
140 A Ball St.						3	0	24 A Notre Dame						1	2				
73 A Miami (OH)						0	2	29 A Michigan						0	4				
254 H Northern Ill.						1	2	99 H Ohio St.						1	0				

Non-Div. I Games:

Toledo

Average RPI Win: 228		WON-LOST	WINNING	LAST 10	STRENGTH OF		OPP. STRENGTH	TEAM	ADJ	CONF.	ADJ CONF.
Average RPI Loss: 184		RECORD	PCT. RANK	GAMES	SCHEDULE		OF SCHEDULE	RPI	RPI	RPI	RPI
DIV. I ONLY		8-6-1	.56667	127	6-3-1		254	187	186	.48328	191
DIV. I NON-CONF.		5-4-1	.55	147	3-1-1		244	182	203	.48003	205
TOTALS		RPI 1-25	RPI 26-50		W-L RECORDS		RPI 51-100		RPI 101-150		RPI 150+
8-6-1		0-0-0	0-1-0		OVERALL		1-0-0		0-1-1		7-4-0
5-3-1		0-0-0	0-0-0		HOME		1-0-0		0-1-1		4-2-0
3-3-0		0-0-0	0-1-0		AWAY		0-0-0		0-0-0		3-2-0
0-0-0		0-0-0	0-0-0		NEUTRAL		0-0-0		0-0-0		0-0-0
5-4-1		0-0-0	0-1-0		NON-CONFERENCE		1-0-0		0-0-1		4-3-0
4-2-1		0-0-0	0-0-0		HOME		1-0-0		0-0-1		3-2-0
1-2-0		0-0-0	0-0-		AWAY		0-0-0		0-0-0		1-1-0
0-0-0		0-0-0	0-0-0		NEUTRAL		0-0-0		0-0-0		0-0-0
3-2-0		0-0-0	0-0-0		CONFERENCE		0-0-0		0-1-0		3-1-0
1-1-0		0-0-0	0-0-0		HOME		0-0-0		0-1-0		1-0-0
2-1-0		0-0-0	0-0-0		AWAY		0-0-0		0-0-0		2-1-0
0-0-0		0-0-0	0-0-0		NEUTRAL		0-0-0		0-0-0		0-0-0
RPI S	Opponent	Score	RPI S	Opponent	Score	RPI S	Opponent	Score	RPI S	Opponent	Score
			46 A	Colorado	0 1	98 H	Colorado Col.	3 2	118 H	Wyoming	0 0
									127 H	Northern Ariz.	0 1
									156 H	Iowa St.	0 3
									213 H	Southern Utah	1 0
									220 A	Air Force	2 1
									221 H	Southeast Mo. St.	1 0
									227 A	Idaho St.	2 1
									244 A	Idaho	2 3
									258 A	Colorado St.	0 1
									270 H	Bryant	3 2
									271 A	Weber St.	3 1
									274 H	North Dakota St.	1 2
									305 H	Omaha	4 1
LAST 10 GAMES											
			127 H	Northern Ariz.	0 1	270 H	Bryant	3 2			
			213 H	Southern Utah	1 0	118 H	Wyoming	0 0			
			227 A	Idaho St.	2 1	305 H	Omaha	4 1			
			271 A	Weber St.	3 1	156 H	Iowa St.	0 3			
			244 A	Idaho	2 3	221 H	Southeast Mo. St.	1 0			

Non-Div. I Games:

Northern Colo.

Average RPI Win: 234		WON-LOST RECORD		WINNING PCT. RANK		LAST 10 GAMES		STRENGTH OF SCHEDULE		OPP. STRENGTH OF SCHEDULE		TEAM RPI		ADJ RPI		CONF. RPI		ADJ CONF. RPI	
DIV. I ONLY		4-6-3		.42308 217		3-5-2		131		171		191		.48285 192		13		13	
DIV. I NON-CONF.		3-5-2		.4 220		2-4-1		110		197		196		.48638 197		12		12	
TOTALS		RPI 1-25		RPI 26-50		W-L RECORDS		RPI 51-100		RPI 101-150		RPI 150+							
4-6-3		0-1-0		0-1-0		OVERALL		0-0-1		0-2-1		4-2-1							
2-0-3		0-0-0		0-0-0		HOME		0-0-1		0-0-1		2-0-1							
2-5-0		0-1-0		0-1-0		AWAY		0-0-0		0-2-0		2-1-0							
0-1-0		0-0-0		0-0-0		NEUTRAL		0-0-0		0-0-0		0-1-0							
3-5-2		0-1-0		0-1-0		NON-CONFERENCE		0-0-1		0-2-0		3-1-1							
1-0-2		0-0-0		0-0-0		HOME		0-0-1		0-0-0		1-0-1							
2-4-0		0-1-0		0-0-		AWAY		0-0-0		0-2-0		2-0-0							
0-1-0		0-0-0		0-0-0		NEUTRAL		0-0-0		0-0-0		0-1-0							
1-1-1		0-0-0		0-0-0		CONFERENCE		0-0-0		0-0-1		1-1-0							
1-0-1		0-0-0		0-0-0		HOME		0-0-0		0-0-1		1-0-0							
0-1-0		0-0-0		0-0-0		AWAY		0-0-0		0-0-0		0-1-0							
0-0-0		0-0-0		0-0-0		NEUTRAL		0-0-0		0-0-0		0-0-0							
RPI S	Opponent	Score		RPI S	Opponent	Score		RPI S	Opponent	Score		RPI S	Opponent	Score					
10 A	West Virginia	1	4	40 A	Georgetown	0	2	65 H	Buffalo	0	0	105 H	Richmond	2	2				
												135 A	UC Riverside	0	2				
												149 A	UC Santa Barbara	0	4				
												152 H	Niagara	0	0				
												165 A	Pittsburgh	1	0				
												200 H	Davidson	1	0				
												243 A	St. Bonaventure	0	1				
												282 H	Youngstown St.	3	0				
												287 A	Saint Francis (PA)	2	0				
												302 N	Robert Morris	2	3				
LAST 10 GAMES																			
				243 A	St. Bonaventure	0	1	40 A	Georgetown	0	2								
				200 H	Davidson	1	0	287 A	Saint Francis (PA)	2	0								
				105 H	Richmond	2	2	10 A	West Virginia	1	4								
				149 A	UC Santa Barbara	0	4	152 H	Niagara	0	0								
				135 A	UC Riverside	0	2	282 H	Youngstown St.	3	0								

Non-Div. I Games:

Duquesne

Average RPI Win: 225		WON-LOST RECORD		WINNING PCT. RANK		LAST 10 GAMES		STRENGTH OF SCHEDULE		OPP. STRENGTH OF SCHEDULE		TEAM RPI		ADJ RPI		CONF. RPI		ADJ CONF. RPI	
DIV. I ONLY		7-5-2		.57143 121		4-4-2		266		207		193		.48266 193		27		27	
DIV. I NON-CONF.		3-5-1		.38889 231		0-4-1		274		126		252		.43796 252		30		30	
TOTALS		RPI 1-25		RPI 26-50		W-L RECORDS		RPI 51-100		RPI 101-150		RPI 150+							
7-5-2		0-0-0		0-0-0		OVERALL		1-0-1		0-1-0		6-4-1							
6-1-0		0-0-0		0-0-0		HOME		1-0-0		0-0-0		5-1-0							
1-3-2		0-0-0		0-0-0		AWAY		0-0-1		0-1-0		1-2-1							
0-1-0		0-0-0		0-0-0		NEUTRAL		0-0-0		0-0-0		0-1-0							
3-5-1		0-0-0		0-0-0		NON-CONFERENCE		1-0-1		0-1-0		2-4-0							
3-1-0		0-0-0		0-0-0		HOME		1-0-0		0-0-0		2-1-0							
0-3-1		0-0-0		0-0-		AWAY		0-0-1		0-1-0		0-2-0							
0-1-0		0-0-0		0-0-0		NEUTRAL		0-0-0		0-0-0		0-1-0							
4-0-1		0-0-0		0-0-0		CONFERENCE		0-0-0		0-0-0		4-0-1							
3-0-0		0-0-0		0-0-0		HOME		0-0-0		0-0-0		3-0-0							
1-0-1		0-0-0		0-0-0		AWAY		0-0-0		0-0-0		1-0-1							
0-0-0		0-0-0		0-0-0		NEUTRAL		0-0-0		0-0-0		0-0-0							
RPI	S	Opponent		Score	RPI	S	Opponent		Score	RPI	S	Opponent		Score	RPI	S	Opponent		Score
							81	A	Ga. Southern	2	2		147	A	UNCW	0	7		
							89	H	Charlotte	2	1		155	A	Jacksonville	1	2		
													183	H	High Point	1	0		
													200	H	Davidson	0	2		
													205	H	Wofford	1	0		
													212	N	Elon	0	1		
													218	A	North Carolina St.	0	3		
													234	H	Longwood	2	1		
													276	A	Winthrop	1	1		
													279	A	Gardner-Webb	4	1		
													289	H	Presbyterian	3	0		
													298	H	Citadel	2	0		
LAST 10 GAMES																			
							276	A	Winthrop	1	1		81	A	Ga. Southern	2	2		
							289	H	Presbyterian	3	0		147	A	UNCW	0	7		
							183	H	High Point	1	0		212	N	Elon	0	1		
							279	A	Gardner-Webb	4	1		200	H	Davidson	0	2		
							234	H	Longwood	2	1		218	A	North Carolina St.	0	3		

Non-Div. I Games:

Coastal Caro.

Average RPI Win: 197		WON-LOST RECORD		WINNING PCT. RANK		LAST 10 GAMES		STRENGTH OF SCHEDULE		OPP. STRENGTH OF SCHEDULE		TEAM RPI		ADJ RPI		CONF. RPI		ADJ CONF. RPI	
DIV. I ONLY		5-9-1		.36667 248		4-5-1		142		99		195		.47957 194		26		26	
DIV. I NON-CONF.		4-6-0		.4 220		3-2-0		69		10		120		.52645 120		28		25	
TOTALS		RPI 1-25		RPI 26-50		W-L RECORDS		RPI 51-100		RPI 101-150		RPI 150+							
5-9-1		0-1-0		0-4-0		OVERALL		2-1-0		0-0-0		3-3-1							
2-3-1		0-0-0		0-2-0		HOME		1-0-0		0-0-0		1-1-1							
2-4-0		0-1-0		0-1-0		AWAY		1-0-0		0-0-0		1-2-0							
1-2-0		0-0-0		0-1-0		NEUTRAL		0-1-0		0-0-0		1-0-0							
4-6-0		0-1-0		0-4-0		NON-CONFERENCE		2-1-0		0-0-0		2-0-0							
1-2-0		0-0-0		0-2-0		HOME		1-0-0		0-0-0		0-0-0							
2-2-0		0-1-0		0-0-		AWAY		1-0-0		0-0-0		1-0-0							
1-2-0		0-0-0		0-1-0		NEUTRAL		0-1-0		0-0-0		1-0-0							
1-3-1		0-0-0		0-0-0		CONFERENCE		0-0-0		0-0-0		1-3-1							
1-1-1		0-0-0		0-0-0		HOME		0-0-0		0-0-0		1-1-1							
0-2-0		0-0-0		0-0-0		AWAY		0-0-0		0-0-0		0-2-0							
0-0-0		0-0-0		0-0-0		NEUTRAL		0-0-0		0-0-0		0-0-0							
RPI S	Opponent	Score		RPI S	Opponent	Score		RPI S	Opponent	Score		RPI S	Opponent	Score					
16 A	South Carolina	0	2	31 H	DePaul	2	3	54 N	Tennessee	0	5	199 H	Cleveland St.	1	1				
				32 H	Boston College	0	2	64 H	Illinois St.	2	1	232 A	Green Bay	0	2				
				36 A	Auburn	0	2	91 A	Marquette	5	4	255 H	Wright St.	0	1				
				50 N	Oregon	0	2					261 A	Loyola Chicago	2	1				
												264 N	Col. of Charleston	4	2				
												282 A	Youngstown St.	2	3				
												306 H	Ill.-Chicago	4	1				
LAST 10 GAMES																			
				255 H	Wright St.	0	1	306 H	Ill.-Chicago	4	1								
				232 A	Green Bay	0	2	261 A	Loyola Chicago	2	1								
				199 H	Cleveland St.	1	1	36 A	Auburn	0	2								
				64 H	Illinois St.	2	1	91 A	Marquette	5	4								
				282 A	Youngstown St.	2	3	31 H	DePaul	2	3								

Non-Div. I Games:

Milwaukee

Average RPI Win:	223	WON-LOST	WINNING	LAST 10	STRENGTH OF	OPP. STRENGTH	TEAM	ADJ	CONF.	ADJ CONF.	
Average RPI Loss:	101	RECORD	PCT. RANK	GAMES	SCHEDULE	OF SCHEDULE	RPI	RPI	RPI	RPI	
DIV. I ONLY	3-6-4	.38462	243	2-5-3	154	113	200	.47849	195	13	13
DIV. I NON-CONF.	2-5-3	.35	249	1-4-2	172	84	214	.47	212	12	12
<hr/>											
TOTALS	RPI 1-25	RPI 26-50		W-L RECORDS	RPI 51-100		RPI 101-150		RPI 150+		
3-6-4	0-0-0	0-1-0		OVERALL	0-2-2		0-2-0		3-1-2		
2-2-1	0-0-0	0-0-0		HOME	0-1-0		0-1-0		2-0-1		
1-4-2	0-0-0	0-1-0		AWAY	0-1-2		0-1-0		1-1-0		
0-0-1	0-0-0	0-0-0		NEUTRAL	0-0-0		0-0-0		0-0-1		
<hr/>											
2-5-3	0-0-0	0-1-0		NON-CONFERENCE	0-1-2		0-2-0		2-1-1		
1-2-0	0-0-0	0-0-0		HOME	0-1-0		0-1-0		1-0-0		
1-3-2	0-0-0	0-0-		AWAY	0-0-2		0-1-0		1-1-0		
0-0-1	0-0-0	0-0-0		NEUTRAL	0-0-0		0-0-0		0-0-1		
<hr/>											
1-1-1	0-0-0	0-0-0		CONFERENCE	0-1-0		0-0-0		1-0-1		
1-0-1	0-0-0	0-0-0		HOME	0-0-0		0-0-0		1-0-1		
0-1-0	0-0-0	0-0-0		AWAY	0-1-0		0-0-0		0-0-0		
0-0-0	0-0-0	0-0-0		NEUTRAL	0-0-0		0-0-0		0-0-0		
<hr/>											
RPI	S	Opponent	Score	RPI	S	Opponent	Score	RPI	S	Opponent	Score
				39	A	UConn	0 5	53	A	Harvard	0 0
								77	H	Providence	1 2
								79	A	Northeastern	0 0
								82	A	George Washington	1 2
								111	A	James Madison	1 2
								115	H	Cornell	0 1
								167	H	Saint Joseph's	2 1
								182	A	Brown	0 2
								208	N	Towson	1 1
								231	H	New Hampshire	2 1
								236	H	George Mason	1 1
								270	A	Bryant	1 0
<hr/>											
LAST 10 GAMES											
				82	A	George Washington	1 2	39	A	UConn	0 5
				167	H	Saint Joseph's	2 1	79	A	Northeastern	0 0
				236	H	George Mason	1 1	231	H	New Hampshire	2 1
				53	A	Harvard	0 0	115	H	Cornell	0 1
				182	A	Brown	0 2	77	H	Providence	1 2

Non-Div. I Games:

Massachusetts

Average RPI Win: 213		WON-LOST	WINNING	LAST 10	STRENGTH OF	OPP. STRENGTH	TEAM	ADJ	CONF.	ADJ CONF.			
Average RPI Loss: 137		RECORD	PCT. RANK	GAMES	SCHEDULE	OF SCHEDULE	RPI	RPI	RPI	RPI			
DIV. I ONLY		6-8-0	.42857	205	5-5-0	153	182	194	.47822	196	15	15	
DIV. I NON-CONF.		3-5-0	.375	234	2-2-0	288	154	271	.41993	271	15	15	
<hr/>													
TOTALS		RPI 1-25		RPI 26-50		W-L RECORDS		RPI 51-100		RPI 101-150		RPI 150+	
6-8-0		0-0-0		0-1-0		OVERALL		0-3-0		2-1-0		4-3-0	
4-3-0		0-0-0		0-0-0		HOME		0-2-0		1-0-0		3-1-0	
2-4-0		0-0-0		0-1-0		AWAY		0-1-0		1-1-0		1-1-0	
0-1-0		0-0-0		0-0-0		NEUTRAL		0-0-0		0-0-0		0-1-0	
3-5-0		0-0-0		0-1-0		NON-CONFERENCE		0-1-0		0-1-0		3-2-0	
2-1-0		0-0-0		0-0-0		HOME		0-0-0		0-0-0		2-1-0	
1-3-0		0-0-0		0-0-		AWAY		0-1-0		0-1-0		1-0-0	
0-1-0		0-0-0		0-0-0		NEUTRAL		0-0-0		0-0-0		0-1-0	
3-3-0		0-0-0		0-0-0		CONFERENCE		0-2-0		2-0-0		1-1-0	
2-2-0		0-0-0		0-0-0		HOME		0-2-0		1-0-0		1-0-0	
1-1-0		0-0-0		0-0-0		AWAY		0-0-0		1-0-0		0-1-0	
0-0-0		0-0-0		0-0-0		NEUTRAL		0-0-0		0-0-0		0-0-0	
RPI	S	Opponent		Score	RPI	S	Opponent		Score	RPI	S	Opponent	Score
					41	A	Kentucky		0 3	65	H	Buffalo	0 1
										73	H	Miami (OH)	0 2
										83	A	Purdue	0 2
										119	A	Dayton	0 4
										123	A	Western Mich.	1 0
										140	H	Ball St.	1 0
										201	H	Akron	3 1
										202	N	Butler	2 3
										254	A	Northern Ill.	0 2
										255	A	Wright St.	1 0
										262	H	Xavier	2 3
										269	H	Detroit	3 1
										292	H	Eastern Ky.	2 0
<hr/>													
LAST 10 GAMES													
					73	H	Miami (OH)		0 2	201	H	Akron	3 1
					140	H	Ball St.		1 0	119	A	Dayton	0 4
					254	A	Northern Ill.		0 2	269	H	Detroit	3 1
					123	A	Western Mich.		1 0	292	H	Eastern Ky.	2 0
					65	H	Buffalo		0 1	262	H	Xavier	2 3

Non-Div. I Games:

Ohio

Average RPI Win:	268	WON-LOST RECORD	WINNING PCT. RANK	LAST 10 GAMES	STRENGTH OF SCHEDULE	OPP. STRENGTH OF SCHEDULE	TEAM RPI	ADJ RPI	CONF. RPI	ADJ CONF. RPI		
DIV. I ONLY		4-8-2	.35714	255	3-5-2	95	242	196	.47777	197	12	12
DIV. I NON-CONF.		4-5-0	.44444	194	3-2-0	167	265	208	.47733	208	14	14
<hr/>												
TOTALS	RPI 1-25	RPI 26-50		W-L RECORDS		RPI 51-100		RPI 101-150		RPI 150+		
4-8-2	0-0-0	0-2-0		OVERALL		0-1-0		0-2-1		4-3-1		
1-5-1	0-0-0	0-2-0		HOME		0-1-0		0-0-0		1-2-1		
2-3-1	0-0-0	0-0-0		AWAY		0-0-0		0-2-1		2-1-0		
1-0-0	0-0-0	0-0-0		NEUTRAL		0-0-0		0-0-0		1-0-0		
<hr/>												
4-5-0	0-0-0	0-1-0		NON-CONFERENCE		0-1-0		0-1-0		4-2-0		
1-3-0	0-0-0	0-1-0		HOME		0-1-0		0-0-0		1-1-0		
2-2-0	0-0-0	0-0-		AWAY		0-0-0		0-1-0		2-1-0		
1-0-0	0-0-0	0-0-0		NEUTRAL		0-0-0		0-0-0		1-0-0		
<hr/>												
0-3-2	0-0-0	0-1-0		CONFERENCE		0-0-0		0-1-1		0-1-1		
0-2-1	0-0-0	0-1-0		HOME		0-0-0		0-0-0		0-1-1		
0-1-1	0-0-0	0-0-0		AWAY		0-0-0		0-1-1		0-0-0		
0-0-0	0-0-0	0-0-0		NEUTRAL		0-0-0		0-0-0		0-0-0		
<hr/>												
RPI	S	Opponent	Score	RPI	S	Opponent	Score	RPI	S	Opponent	Score	
				27	H	Colgate	0 1	82	H	George Washington	0 3	
				31	H	DePaul	2 4					
	</											

Non-Div. I Games:

Loyola Maryland

Average RPI Win: 248		WON-LOST	WINNING	LAST 10	STRENGTH OF	OPP. STRENGTH	TEAM	ADJ	CONF.	ADJ CONF.		
Average RPI Loss: 216		RECORD	PCT. RANK	GAMES	SCHEDULE	OF SCHEDULE	RPI	RPI	RPI	RPI		
DIV. I ONLY		9-3-2	.71429	41	5-3-2	321	221	197	.47749	198	20	20
DIV. I NON-CONF.		8-2-0	.8	34	4-2-0	302	240	155	.50426	156	19	19
<hr/>												
TOTALS		RPI 1-25		RPI 26-50		W-L RECORDS		RPI 51-100		RPI 101-150		RPI 150+
9-3-2		0-0-0		0-0-0		OVERALL		1-0-0		0-0-0		8-3-2
5-1-1		0-0-0		0-0-0		HOME		1-0-0		0-0-0		4-1-1
3-2-1		0-0-0		0-0-0		AWAY		0-0-0		0-0-0		3-2-1
1-0-0		0-0-0		0-0-0		NEUTRAL		0-0-0		0-0-0		1-0-0
8-2-0		0-0-0		0-0-0		NON-CONFERENCE		1-0-0		0-0-0		7-2-0
4-1-0		0-0-0		0-0-0		HOME		1-0-0		0-0-0		3-1-0
3-1-0		0-0-0		0-0-		AWAY		0-0-0		0-0-0		3-1-0
1-0-0		0-0-0		0-0-0		NEUTRAL		0-0-0		0-0-0		1-0-0
1-1-2		0-0-0		0-0-0		CONFERENCE		0-0-0		0-0-0		1-1-2
1-0-1		0-0-0		0-0-0		HOME		0-0-0		0-0-0		1-0-1
0-1-1		0-0-0		0-0-0		AWAY		0-0-0		0-0-0		0-1-1
0-0-0		0-0-0		0-0-0		NEUTRAL		0-0-0		0-0-0		0-0-0
RPI	S	Opponent	Score	RPI	S	Opponent	Score	RPI	S	Opponent	Score	

Non-Div. I Games:

UMBC

Average RPI Win:	274	WON-LOST RECORD	WINNING PCT. RANK	LAST 10 GAMES	STRENGTH OF SCHEDULE	OPP. STRENGTH OF SCHEDULE	TEAM RPI	ADJ RPI	CONF. RPI	ADJ CONF. RPI		
Average RPI Loss:	163											
DIV. I ONLY	7-6-2	.53333	150	5-3-2	214	313	199	.47714	199	26	26	
DIV. I NON-CONF.	5-4-1	.55	147	3-1-1	253	298	215	.468	214	28	25	
<hr/>												
TOTALS	RPI 1-25	RPI 26-50		W-L RECORDS		RPI 51-100		RPI 101-150		RPI 150+		
7-6-2	0-0-0	0-0-0		OVERALL		0-0-0		0-4-0		7-2-2		
4-3-0	0-0-0	0-0-0		HOME		0-0-0		0-2-0		4-1-0		
3-3-2	0-0-0	0-0-0		AWAY		0-0-0		0-2-0		3-1-2		
0-0-0	0-0-0	0-0-0		NEUTRAL		0-0-0		0-0-0		0-0-0		
<hr/>												
5-4-1	0-0-0	0-0-0		NON-CONFERENCE		0-0-0		0-4-0		5-0-1		
2-2-0	0-0-0	0-0-0		HOME		0-0-0		0-2-0		2-0-0		
3-2-1	0-0-0	0-0-		AWAY		0-0-0		0-2-0		3-0-1		
0-0-0	0-0-0	0-0-0		NEUTRAL		0-0-0		0-0-0		0-0-0		
<hr/>												
2-2-1	0-0-0	0-0-0		CONFERENCE		0-0-0		0-0-0		2-2-1		
2-1-0	0-0-0	0-0-0		HOME		0-0-0		0-0-0		2-1-0		
0-1-1	0-0-0	0-0-0		AWAY		0-0-0		0-0-0		0-1-1		
0-0-0	0-0-0	0-0-0		NEUTRAL		0-0-0		0-0-0		0-0-0		
<hr/>												
RPI	S	Opponent	Score	RPI	S	Opponent	Score	RPI	S	Opponent	Score	
								123	H	Western Mich.	0	1
								125	A	Loyola Marymount	0	2
								131	H	Kent St.	0	1
								149	A	UC Santa Barbara	0	3
								152	A	Niagara	0	0
								179	H	Valparaiso	0	1
								194	A	Milwaukee	1	1
								201	H	Akron	3	1
								232	H	Green Bay	2	0
								255	H	Wright St.	1	0
								269	A	Detroit	1	2
								284	A	Bowling Green	2	1
								292	H	Eastern Ky.	4	0
								323	A	Canisius	4	0
								331	A	Chicago St.	6	0
<hr/>												
LAST 10 GAMES												
232 H Green Bay				2	0	292 H Eastern Ky.				4	0	
255 H Wright St.				1	0	152 A Niagara				0	0	
194 A Milwaukee				1	1	323 A Canisius				4	0	
179 H Valparaiso				0	1	131 H Kent St.				0	1	
269 A Detroit				1	2	284 A Bowling Green				2	1	

Non-Div. I Games:

Cleveland St.

Average RPI Win: 207		WON-LOST RECORD		WINNING PCT. RANK		LAST 10 GAMES		STRENGTH OF SCHEDULE		OPP. STRENGTH OF SCHEDULE		TEAM RPI		ADJ RPI		CONF. RPI		ADJ CONF. RPI	
DIV. I ONLY		4-9-1		.32143 270		2-7-1		99		140		201		.47646 200		13		13	
DIV. I NON-CONF.		3-7-1		.31818 263		1-5-1		76		139		198		.48596 198		12		12	
TOTALS		RPI 1-25		RPI 26-50		W-L RECORDS		RPI 51-100		RPI 101-150		RPI 150+							
4-9-1		0-1-0		0-0-0		OVERALL		0-4-0		1-1-0		3-3-1							
2-4-1		0-1-0		0-0-0		HOME		0-1-0		1-1-0		1-1-1							
2-5-0		0-0-0		0-0-0		AWAY		0-3-0		0-0-0		2-2-0							
0-0-0		0-0-0		0-0-0		NEUTRAL		0-0-0		0-0-0		0-0-0							
3-7-1		0-1-0		0-0-0		NON-CONFERENCE		0-4-0		1-0-0		2-2-1							
2-3-1		0-1-0		0-0-0		HOME		0-1-0		1-0-0		1-1-1							
1-4-0		0-0-0		0-0-		AWAY		0-3-0		0-0-0		1-1-0							
0-0-0		0-0-0		0-0-0		NEUTRAL		0-0-0		0-0-0		0-0-0							
1-2-0		0-0-0		0-0-0		CONFERENCE		0-0-0		0-1-0		1-1-0							
0-1-0		0-0-0		0-0-0		HOME		0-0-0		0-1-0		0-0-0							
1-1-0		0-0-0		0-0-0		AWAY		0-0-0		0-0-0		1-1-0							
0-0-0		0-0-0		0-0-0		NEUTRAL		0-0-0		0-0-0		0-0-0							
RPI	S	Opponent		Score		RPI	S	Opponent		Score		RPI	S	Opponent		Score			
8	H	Virginia Tech		0 4						56	H	William & Mary	0	2	105	H	Richmond	0	1
										78	A	East Carolina	0	2	114	H	Army	3	1
										89	A	Charlotte	0	2	166	H	UAB	0	1
										93	A	Liberty	0	1	189	H	Georgia St.	0	0
															192	A	Duquesne	0	1
															193	A	Coastal Caro.	2	0
															243	A	St. Bonaventure	2	0
															252	A	North Florida	1	2
															276	H	Winthrop	2	0
LAST 10 GAMES																			
						105	H	Richmond	0	1	56	H	William & Mary	0	2				
						192	A	Duquesne	0	1	189	H	Georgia St.	0	0				
						243	A	St. Bonaventure	2	0	93	A	Liberty	0	1				
						252	A	North Florida	1	2	193	A	Coastal Caro.	2	0				
						89	A	Charlotte	0	2	78	A	East Carolina	0	2				

Non-Div. I Games:

Davidson

Average RPI Win: 240		WON-LOST RECORD	WINNING PCT. RANK	LAST 10 GAMES	STRENGTH OF SCHEDULE	OPP. STRENGTH OF SCHEDULE	TEAM RPI	ADJ RPI	CONF. RPI	ADJ CONF. RPI	
Average RPI Loss: 158											
DIV. I ONLY		6-7-1	.46429 185	5-4-1	205	179	204	.47633 201	15	15	
DIV. I NON-CONF.		4-3-1	.5625 131	3-0-1	210	181	166	.50086 165	15	15	
TOTALS		RPI 1-25	RPI 26-50		W-L RECORDS		RPI 51-100		RPI 101-150		RPI 150+
6-7-1	0-1-0	0-0-1		OVERALL		1-0-0		0-2-0		5-4-0	
4-3-0	0-1-0	0-0-0		HOME		1-0-0		0-1-0		3-1-0	
1-4-1	0-0-0	0-0-1		AWAY		0-0-0		0-1-0		1-3-0	
1-0-0	0-0-0	0-0-0		NEUTRAL		0-0-0		0-0-0		1-0-0	
4-3-1	0-1-0	0-0-1		NON-CONFERENCE		0-0-0		0-0-0		4-2-0	
2-1-0	0-1-0	0-0-0		HOME		0-0-0		0-0-0		2-0-0	
1-2-1	0-0-0	0-1-		AWAY		0-0-0		0-0-0		1-2-0	
1-0-0	0-0-0	0-0-0		NEUTRAL		0-0-0		0-0-0		1-0-0	
2-4-0	0-0-0	0-0-0		CONFERENCE		1-0-0		0-2-0		1-2-0	
2-2-0	0-0-0	0-0-0		HOME		1-0-0		0-1-0		1-1-0	
0-2-0	0-0-0	0-0-0		AWAY		0-0-0		0-1-0		0-1-0	
0-0-0	0-0-0	0-0-0		NEUTRAL		0-0-0		0-0-0		0-0-0	
RPI S	Opponent	Score		RPI S	Opponent	Score		RPI S	Opponent	Score	
8 H	Virginia Tech	0	3	37 A	Boston U.	1	1	87 H	Eastern Mich.	2	1
				LAST 10 GAMES		123 H	Western Mich.	0	1		
						131 A	Kent St.	0	3		
						165 A	Pittsburgh	0	3		
						196 A	Ohio	1	3		
						199 A	Cleveland St.	1	3		
						243 H	St. Bonaventure	3	1		
						254 H	Northern Ill.	1	0		
						270 A	Bryant	3	2		
						282 H	Youngstown St.	1	0		
						284 H	Bowling Green	0	1		
302 N	Robert Morris	2	1								
254 H	Northern Ill.	1	0	196 A	Ohio	1	3				
123 H	Western Mich.	0	1	282 H	Youngstown St.	1	0				
284 H	Bowling Green	0	1	270 A	Bryant	3	2				
87 H	Eastern Mich.	2	1	37 A	Boston U.	1	1				
131 A	Kent St.	0	3	243 H	St. Bonaventure	3	1				

Non-Div. I Games:

Akron

Average RPI Win: 258		WON-LOST	WINNING	LAST 10	STRENGTH OF		OPP. STRENGTH	TEAM	ADJ	CONF.	ADJ CONF.
Average RPI Loss: 97		RECORD	PCT. RANK	GAMES	SCHEDULE		OF SCHEDULE	RPI	RPI	RPI	RPI
DIV. I ONLY		7-8-0	.46667	180	6-4-0		216	159	202	.4759	202
DIV. I NON-CONF.		6-4-0	.6	114	5-0-0		230	241	177	.49698	175
TOTALS		RPI 1-25	RPI 26-50		W-L RECORDS		RPI 51-100		RPI 101-150		RPI 150+
7-8-0	0-0-0	0-1-0		OVERALL		0-4-0		0-1-0		7-2-0	
5-1-0	0-0-0	0-0-0		HOME		0-0-0		0-0-0		5-1-0	
1-6-0	0-0-0	0-1-0		AWAY		0-3-0		0-1-0		1-1-0	
1-1-0	0-0-0	0-0-0		NEUTRAL		0-1-0		0-0-0		1-0-0	
6-4-0	0-0-0	0-0-0		NON-CONFERENCE		0-3-0		0-0-0		6-1-0	
4-0-0	0-0-0	0-0-0		HOME		0-0-0		0-0-0		4-0-0	
1-3-0	0-0-0	0-0-		AWAY		0-2-0		0-0-0		1-1-0	
1-1-0	0-0-0	0-0-0		NEUTRAL		0-1-0		0-0-0		1-0-0	
1-4-0	0-0-0	0-1-0		CONFERENCE		0-1-0		0-1-0		1-1-0	
1-1-0	0-0-0	0-0-0		HOME		0-0-0		0-0-0		1-1-0	
0-3-0	0-0-0	0-1-0		AWAY		0-1-0		0-1-0		0-0-0	
0-0-0	0-0-0	0-0-0		NEUTRAL		0-0-0		0-0-0		0-0-0	
RPI S	Opponent	Score	RPI S	Opponent	Score	RPI S	Opponent	Score	RPI S	Opponent	Score
			40 A	Georgetown	2 4	68 A	Iowa	2 3	108 A	St. John's (NY)	1 2
						73 N	Miami (OH)	0 1	161 A	Evansville	0 1
						77 A	Providence	2 3	164 H	Villanova	0 1
						86 A	Nebraska	0 1	187 H	Seton Hall	3 0
									196 N	Ohio	3 2
									278 H	Indiana St.	1 0
									283 A	Northern Ky.	2 1
									284 H	Bowling Green	5 0
									285 H	IUPUI	2 1
									294 H	IPFW	4 0
LAST 10 GAMES											
			77 A	Providence	2 3	284 H	Bowling Green	5 0			
			108 A	St. John's (NY)	1 2	283 A	Northern Ky.	2 1			
			40 A	Georgetown	2 4	285 H	IUPUI	2 1			
			187 H	Seton Hall	3 0	278 H	Indiana St.	1 0			
			164 H	Villanova	0 1	294 H	IPFW	4 0			

Non-Div. I Games:

Butler

Average RPI Win: 239		WON-LOST	WINNING	LAST 10	STRENGTH OF		OPP. STRENGTH	TEAM	ADJ	CONF.	ADJ CONF.
Average RPI Loss: 71		RECORD	PCT. RANK	GAMES	SCHEDULE		OF SCHEDULE	RPI	RPI	RPI	RPI
DIV. I ONLY		3-10-0	.23077	298	3-7-0		65	87	203	.47582	203
DIV. I NON-CONF.		3-4-0	.42857	209	3-1-0		95	249	180	.49632	180
TOTALS		RPI 1-25	RPI 26-50		W-L RECORDS		RPI 51-100		RPI 101-150		RPI 150+
3-10-0		0-2-0	0-2-0		OVERALL		0-4-0		0-1-0		3-1-0
2-6-0		0-1-0	0-1-0		HOME		0-3-0		0-0-0		2-1-0
1-4-0		0-1-0	0-1-0		AWAY		0-1-0		0-1-0		1-0-0
0-0-0		0-0-0	0-0-0		NEUTRAL		0-0-0		0-0-0		0-0-0
3-4-0		0-0-0	0-0-0		NON-CONFERENCE		0-2-0		0-1-0		3-1-0
2-3-0		0-0-0	0-0-0		HOME		0-2-0		0-0-0		2-1-0
1-1-0		0-0-0	0-0-		AWAY		0-0-0		0-1-0		1-0-0
0-0-0		0-0-0	0-0-0		NEUTRAL		0-0-0		0-0-0		0-0-0
0-6-0		0-2-0	0-2-0		CONFERENCE		0-2-0		0-0-0		0-0-0
0-3-0		0-1-0	0-1-0		HOME		0-1-0		0-0-0		0-0-0
0-3-0		0-1-0	0-1-0		AWAY		0-1-0		0-0-0		0-0-0
0-0-0		0-0-0	0-0-0		NEUTRAL		0-0-0		0-0-0		0-0-0
RPI S	Opponent	Score	RPI S	Opponent	Score	RPI S	Opponent	Score	RPI S	Opponent	Score
3 A	Florida	1 5	41 A	Kentucky	0 3	54 A	Tennessee	0 4	101 A	Furman	1 2
21 H	Georgia	1 3	43 H	Ole Miss	0 1	95 H	South Ala.	0 2	156 H	Iowa St.	1 5
						97 H	Cincinnati	0 1	171 H	Louisiana Tech	2 1
						100 H	LSU	0 2	249 H	Southern Miss.	2 1
									296 A	Arkansas St.	5 0
LAST 10 GAMES											
3 A	Florida	1 5	43 H	Ole Miss	0 1						
21 H	Georgia	1 3	171 H	Louisiana Tech	2 1						
100 H	LSU	0 2	95 H	South Ala.	0 2						
54 A	Tennessee	0 4	296 A	Arkansas St.	5 0						
41 A	Kentucky	0 3	249 H	Southern Miss.	2 1						

Non-Div. I Games:

Mississippi St.

Average RPI Win:		187	WON-LOST RECORD		WINNING PCT. RANK		LAST 10 GAMES		STRENGTH OF SCHEDULE		OPP. STRENGTH OF SCHEDULE		TEAM RPI		ADJ RPI		CONF. RPI		ADJ CONF. RPI		
DIV. I ONLY			3-8-1		.29167	280	3-6-1		48		294		205		.47523		204	28		28	
DIV. I NON-CONF.			1-6-1		.1875	294	1-4-1		89		288		258		.43369		255	27		28	
TOTALS		RPI 1-25		RPI 26-50		W-L RECORDS		RPI 51-100		RPI 101-150		RPI 150+									
3-8-1		0-0-0		0-0-0		OVERALL		0-0-0		1-3-0		2-5-1									
1-4-1		0-0-0		0-0-0		HOME		0-0-0		0-1-0		1-3-1									
2-2-0		0-0-0		0-0-0		AWAY		0-0-0		1-1-0		1-1-0									
0-2-0		0-0-0		0-0-0		NEUTRAL		0-0-0		0-1-0		0-1-0									
1-6-1		0-0-0		0-0-0		NON-CONFERENCE		0-0-0		0-2-0		1-4-1									
1-2-1		0-0-0		0-0-0		HOME		0-0-0		0-0-0		1-2-1									
0-2-0		0-0-0		0-0-		AWAY		0-0-0		0-1-0		0-1-0									
0-2-0		0-0-0		0-0-0		NEUTRAL		0-0-0		0-1-0		0-1-0									
2-2-0		0-0-0		0-0-0		CONFERENCE		0-0-0		1-1-0		1-1-0									
0-2-0		0-0-0		0-0-0		HOME		0-0-0		0-1-0		0-1-0									
2-0-0		0-0-0		0-0-0		AWAY		0-0-0		1-0-0		1-0-0									
0-0-0		0-0-0		0-0-0		NEUTRAL		0-0-0		0-0-0		0-0-0									
RPI	S	Opponent		Score		RPI	S	Opponent		Score		RPI	S	Opponent		Score					
														127	A	Northern Ariz.	0	2			
														135	N	UC Riverside	0	3			
														148	A	Utah Valley	2	0			
														148	H	Utah Valley	0	2			
														151	H	Lipscomb	0	1			
														157	A	UNLV	2	3			
														169	A	Seattle	1	0			
														169	H	Seattle	1	2			
														179	H	Valparaiso	1	1			
														213	N	Southern Utah	1	2			
														238	H	South Dakota	1	3			
														244	H	Idaho	2	1			
				LAST 10 GAMES																	
						148	A	Utah Valley	2	0				244	H	Idaho	2	1			
						169	A	Seattle	1	0				127	A	Northern Ariz.	0	2			
						148	H	Utah Valley	0	2				213	N	Southern Utah	1	2			
						169	H	Seattle	1	2				238	H	South Dakota	1	3			
						151	H	Lipscomb	0	1				179	H	Valparaiso	1	1			

Non-Div. I Games:

Grand Canyon

Average RPI Win: 289		WON-LOST	WINNING	LAST 10	STRENGTH OF	OPP. STRENGTH	TEAM	ADJ	CONF.	ADJ CONF.									
Average RPI Loss: 133		RECORD	PCT. RANK	GAMES	SCHEDULE	OF SCHEDULE	RPI	RPI	RPI	RPI									
DIV. I ONLY		4-8-0	.33333	267	2-8-0	74	295	206	.47482	205	19	19							
DIV. I NON-CONF.		3-4-0	.42857	209	1-4-0	79	290	181	.49623	181	21	22							
<hr/>																			
TOTALS		RPI 1-25		RPI 26-50		W-L RECORDS		RPI 51-100		RPI 101-150		RPI 150+							
4-8-0		0-1-0		0-0-0		OVERALL		0-1-0		0-2-0		4-4-0							
3-2-0		0-0-0		0-0-0		HOME		0-0-0		0-2-0		3-0-0							
1-6-0		0-1-0		0-0-0		AWAY		0-1-0		0-0-0		1-4-0							
0-0-0		0-0-0		0-0-0		NEUTRAL		0-0-0		0-0-0		0-0-0							
3-4-0		0-1-0		0-0-0		NON-CONFERENCE		0-1-0		0-0-0		3-2-0							
2-0-0		0-0-0		0-0-0		HOME		0-0-0		0-0-0		2-0-0							
1-4-0		0-1-0		0-0-		AWAY		0-1-0		0-0-0		1-2-0							
0-0-0		0-0-0		0-0-0		NEUTRAL		0-0-0		0-0-0		0-0-0							
1-4-0		0-0-0		0-0-0		CONFERENCE		0-0-0		0-2-0		1-2-0							
1-2-0		0-0-0		0-0-0		HOME		0-0-0		0-2-0		1-0-0							
0-2-0		0-0-0		0-0-0		AWAY		0-0-0		0-0-0		0-2-0							
0-0-0		0-0-0		0-0-0		NEUTRAL		0-0-0		0-0-0		0-0-0							
RPI	S	Opponent		Score		RPI	S	Opponent		Score		RPI	S	Opponent		Score			
18	A	Clemson		0 1								101	H	Furman		2 4			
												130	H	Mercer		0 2			
												160	A	East Tenn. St.		0 3			
												181	A	Fla. Atlantic		0 1			
												193	A	Coastal Caro.		0 1			
												222	A	Western Caro.		0 3			
												279	H	Gardner-Webb		3 2			
												289	H	Presbyterian		3 0			
												291	A	UNC Asheville		3 2			
												298	H	Citadel		3 0			
<hr/>																			
LAST 10 GAMES																			
101 H Furman						2		4		181 A Fla. Atlantic						0		1	
298 H Citadel						3		0		55 A FGCU						0		3	
130 H Mercer						0		2		18 A Clemson						0		1	
160 A East Tenn. St.						0		3		193 A Coastal Caro.						0		1	
222 A Western Caro.						0		3		291 A UNC Asheville						3		2	

Non-Div. I Games:

Wofford

Average RPI Win:	248	WON-LOST RECORD	WINNING PCT. RANK	LAST 10 GAMES	STRENGTH OF SCHEDULE	OPP. STRENGTH OF SCHEDULE	TEAM RPI	ADJ RPI	CONF. RPI	ADJ CONF. RPI	
Average RPI Loss:	176										
DIV. I ONLY	8-7-0	.53333	150	7-3-0	232	274	198	.47482	205	24	24
DIV. I NON-CONF.	4-5-0	.44444	194	3-1-0	211	269	224	.45881	229	24	24
<hr/>											
TOTALS	RPI 1-25	RPI 26-50		W-L RECORDS		RPI 51-100		RPI 101-150		RPI 150+	
8-7-0	0-0-0	0-0-0		OVERALL		0-1-0		0-2-0		8-4-0	
7-1-0	0-0-0	0-0-0		HOME		0-0-0		0-0-0		7-1-0	
1-6-0	0-0-0	0-0-0		AWAY		0-1-0		0-2-0		1-3-0	
0-0-0	0-0-0	0-0-0		NEUTRAL		0-0-0		0-0-0		0-0-0	
<hr/>											
4-5-0	0-0-0	0-0-0		NON-CONFERENCE		0-1-0		0-2-0		4-2-0	
3-1-0	0-0-0	0-0-0		HOME		0-0-0		0-0-0		3-1-0	
1-4-0	0-0-0	0-0-		AWAY		0-1-0		0-2-0		1-1-0	
0-0-0	0-0-0	0-0-0		NEUTRAL		0-0-0		0-0-0		0-0-0	
<hr/>											
4-2-0	0-0-0	0-0-0		CONFERENCE		0-0-0		0-0-0		4-2-0	
4-0-0	0-0-0	0-0-0		HOME		0-0-0		0-0-0		4-0-0	
0-2-0	0-0-0	0-0-0		AWAY		0-0-0		0-0-0		0-2-0	
0-0-0	0-0-0	0-0-0		NEUTRAL		0-0-0		0-0-0		0-0-0	
<hr/>											
RPI	S	Opponent	Score	RPI	S	Opponent	Score	RPI	S	Opponent	Score
				55 A FGCU 0 4				119 A Dayton 1 5			
								143 A Middle Tenn. 0 1			
								174 H Morehead St. 5 0			
								186 A FIU 0 1			
								189 H Georgia St. 2 1			
								215 A SIUE 1 2			
								221 A Southeast Mo. St. 1 2			
								228 H Jacksonville St. 3 0			
								242 A Saint Louis 1 0			
								283 H Northern Ky. 4 1			
								285 H IUPUI 3 1			
								290 H Tennessee Tech 3 0			
								292 H Eastern Ky. 2 0			
								296 H Arkansas St. 2 3			
				<hr/>							
				LAST 10 GAMES							
				292 H Eastern Ky. 2 0				290 H Tennessee Tech 3 0			
				174 H Morehead St. 5 0				283 H Northern Ky. 4 1			
				221 A Southeast Mo. St. 1 2				285 H IUPUI 3 1			
				215 A SIUE 1 2				242 A Saint Louis 1 0			
				228 H Jacksonville St. 3 0				143 A Middle Tenn. 0 1			

Non-Div. I Games:

Murray St.

Average RPI Win:		252	WON-LOST RECORD		WINNING PCT. RANK		LAST 10 GAMES		STRENGTH OF SCHEDULE		OPP. STRENGTH OF SCHEDULE		TEAM RPI		ADJ RPI		CONF. RPI		ADJ CONF. RPI				
DIV. I ONLY			5-7-3	.43333	200	3-6-1			188	139		207		.47477	207	17	17						
DIV. I NON-CONF.			3-3-3	.5	154	1-2-1			96	143		121		.52291	123	16	16						
TOTALS		RPI 1-25		RPI 26-50		W-L RECORDS		RPI 51-100		RPI 101-150		RPI 150+											
5-7-3		0-1-0		0-1-0		OVERALL		0-1-0		0-1-3		5-3-0											
3-3-0		0-0-0		0-0-0		HOME		0-0-0		0-1-0		3-2-0											
1-4-3		0-1-0		0-1-0		AWAY		0-1-0		0-0-3		1-1-0											
1-0-0		0-0-0		0-0-0		NEUTRAL		0-0-0		0-0-0		1-0-0											
3-3-3		0-1-0		0-1-0		NON-CONFERENCE		0-0-0		0-0-3		3-1-0											
1-1-0		0-0-0		0-0-0		HOME		0-0-0		0-0-0		1-1-0											
1-2-3		0-1-0		0-0-		AWAY		0-0-0		0-0-3		1-0-0											
1-0-0		0-0-0		0-0-0		NEUTRAL		0-0-0		0-0-0		1-0-0											
2-4-0		0-0-0		0-0-0		CONFERENCE		0-1-0		0-1-0		2-2-0											
2-2-0		0-0-0		0-0-0		HOME		0-0-0		0-1-0		2-1-0											
0-2-0		0-0-0		0-0-0		AWAY		0-1-0		0-0-0		0-1-0											
0-0-0		0-0-0		0-0-0		NEUTRAL		0-0-0		0-0-0		0-0-0											
RPI	S	Opponent		Score		RPI	S	Opponent		Score		RPI	S	Opponent		Score							
14	A	Pepperdine		0	2	38	A	Utah		1	2	98	A	Colorado Col.		1	3						
												118	H	Wyoming		0	1						
												122	A	UC Irvine		1	1						
												132	A	Portland St.		1	1						
												148	A	Utah Valley		1	1						
												159	H	Gonzaga		0	2						
												220	A	Air Force		0	2						
												227	H	Idaho St.		4	1						
												244	A	Idaho		2	0						
												251	N	Drake		3	0						
												257	H	San Jose St.		0	1						
												258	H	Colorado St.		4	1						
												281	H	Fresno St.		2	1						
												LAST 10 GAMES											
												257	H	San Jose St.		0	1	220	A	Air Force		0	2
												281	H	Fresno St.		2	1	122	A	UC Irvine		1	1
												118	H	Wyoming		0	1	14	A	Pepperdine		0	2
												258	H	Colorado St.		4	1	159	H	Gonzaga		0	2
												98	A	Colorado Col.		1	3	227	H	Idaho St.		4	1

Non-Div. I Games:

Boise St.

Average RPI Win:		236	WON-LOST		WINNING		LAST 10		STRENGTH OF		OPP. STRENGTH		TEAM		ADJ		CONF.		ADJ CONF.	
Average RPI Loss:		94	RECORD		PCT. RANK		GAMES		SCHEDULE		OF SCHEDULE		RPI		RPI		RPI		RPI	
DIV. I ONLY			3-8-3		.32143		270		2-6-2		103		155		210		.47362		208	
DIV. I NON-CONF.			3-4-2		.44444		194		2-2-1		87		188		149		.50884		148	
TOTALS			RPI 1-25		RPI 26-50		W-L RECORDS		RPI 51-100		RPI 101-150		RPI 150+							
3-8-3			0-0-0		0-2-0		OVERALL		0-3-0		0-2-0		3-1-3							
2-5-1			0-0-0		0-2-0		HOME		0-1-0		0-2-0		2-0-1							
0-3-1			0-0-0		0-0-0		AWAY		0-2-0		0-0-0		0-1-1							
1-0-1			0-0-0		0-0-0		NEUTRAL		0-0-0		0-0-0		1-0-1							
3-4-2			0-0-0		0-2-0		NON-CONFERENCE		0-1-0		0-0-0		3-1-2							
2-3-0			0-0-0		0-2-0		HOME		0-1-0		0-0-0		2-0-0							
0-1-1			0-0-0		0-0-		AWAY		0-0-0		0-0-0		0-1-1							
1-0-1			0-0-0		0-0-0		NEUTRAL		0-0-0		0-0-0		1-0-1							
0-4-1			0-0-0		0-0-0		CONFERENCE		0-2-0		0-2-0		0-0-1							
0-2-1			0-0-0		0-0-0		HOME		0-0-0		0-2-0		0-0-1							
0-2-0			0-0-0		0-0-0		AWAY		0-2-0		0-0-0		0-0-0							
0-0-0			0-0-0		0-0-0		NEUTRAL		0-0-0		0-0-0		0-0-0							
RPI	S	Opponent	Score		RPI	S	Opponent	Score		RPI	S	Opponent	Score		RPI	S	Opponent	Score		
			31	H	DePaul	0	1			58	A	Hofstra	0	1	111	H	James Madison	2	4	
			40	H	Georgetown	0	5			79	A	Northeastern	0	4	147	H	UNCW	1	2	
										88	H	Fairfield	0	1	164	A	Villanova	0	0	
															195	N	Massachusetts	1	1	
															197	A	Loyola Maryland	0	1	
															198	H	UMBC	2	0	
															247	H	Radford	3	0	
															262	N	Xavier	2	0	
															264	H	Col. of Charleston	0	0	
LAST 10 GAMES																				
			264	H	Col. of Charleston	0	0			164	A	Villanova	0	0						
			147	H	UNCW	1	2			198	H	UMBC	2	0						
			58	A	Hofstra	0	1			197	A	Loyola Maryland	0	1						
			79	A	Northeastern	0	4			247	H	Radford	3	0						
			111	H	James Madison	2	4			88	H	Fairfield	0	1						

Non-Div. I Games:

Towson

Average RPI Win: 231		WON-LOST RECORD		WINNING PCT. RANK		LAST 10 GAMES		STRENGTH OF SCHEDULE		OPP. STRENGTH OF SCHEDULE		TEAM RPI		ADJ RPI		CONF. RPI		ADJ CONF. RPI	
DIV. I ONLY		4-5-4		.46154 192		2-5-3		171		287		209		.47354 209		24		24	
DIV. I NON-CONF.		3-3-2		.5 154		1-3-1		100		280		148		.50856 149		24		24	
TOTALS		RPI 1-25		RPI 26-50		W-L RECORDS		RPI 51-100		RPI 101-150		RPI 150+							
4-5-4		0-0-0		0-0-0		OVERALL		0-0-0		1-2-0		3-3-4							
1-3-4		0-0-0		0-0-0		HOME		0-0-0		1-0-0		0-3-4							
3-2-0		0-0-0		0-0-0		AWAY		0-0-0		0-2-0		3-0-0							
0-0-0		0-0-0		0-0-0		NEUTRAL		0-0-0		0-0-0		0-0-0							
3-3-2		0-0-0		0-0-0		NON-CONFERENCE		0-0-0		1-2-0		2-1-2							
1-1-2		0-0-0		0-0-0		HOME		0-0-0		1-0-0		0-1-2							
2-2-0		0-0-0		0-0-		AWAY		0-0-0		0-2-0		2-0-0							
0-0-0		0-0-0		0-0-0		NEUTRAL		0-0-0		0-0-0		0-0-0							
1-2-2		0-0-0		0-0-0		CONFERENCE		0-0-0		0-0-0		1-2-2							
0-2-2		0-0-0		0-0-0		HOME		0-0-0		0-0-0		0-2-2							
1-0-0		0-0-0		0-0-0		AWAY		0-0-0		0-0-0		1-0-0							
0-0-0		0-0-0		0-0-0		NEUTRAL		0-0-0		0-0-0		0-0-0							
RPI	S	Opponent		Score		RPI	S	Opponent		Score		RPI	S	Opponent		Score			
													S	Opponent		Score			
													S	Opponent		Score			
													S	Opponent		Score			
													S	Opponent		Score			
													S	Opponent		Score			
													S	Opponent		Score			
													S	Opponent		Score			
													S	Opponent		Score			
													S	Opponent		Score			
													S	Opponent		Score			
													S	Opponent		Score			
													S	Opponent		Score			
													S	Opponent		Score			
													S	Opponent		Score			
													S	Opponent		Score			
													S	Opponent		Score			
													S	Opponent		Score			
													S	Opponent		Score			
													S	Opponent		Score			
													S	Opponent		Score			
													S	Opponent		Score			
													S	Opponent		Score			
													S	Opponent		Score			
													S	Opponent		Score			
													S	Opponent		Score			
													S	Opponent		Score			
													S	Opponent		Score			
													S	Opponent		Score			
													S	Opponent		Score			
													S	Opponent		Score			
													S	Opponent		Score			
													S	Opponent		Score			
													S	Opponent		Score			
													S	Opponent		Score			
													S	Opponent		Score			
													S	Opponent		Score			
													S	Opponent		Score			
													S	Opponent		Score			
													S	Opponent		Score			
													S	Opponent		Score			
													S	Opponent		Score			
													S	Opponent		Score			

Non-Div. I Games:

Belmont

Average RPI Win: 216		WON-LOST	WINNING	LAST 10	STRENGTH OF	OPP. STRENGTH	TEAM	ADJ	CONF.	ADJ CONF.		
Average RPI Loss: 129		RECORD	PCT. RANK	GAMES	SCHEDULE	OF SCHEDULE	RPI	RPI	RPI	RPI		
DIV. I ONLY		6-7-1	.46429	185	5-5-0	227	150	211	.47346	210	30	30
DIV. I NON-CONF.		4-5-1	.45	190	3-3-0	88	118	137	.51581	136	29	29
<hr/>												
TOTALS		RPI 1-25	RPI 26-50		W-L RECORDS	RPI 51-100		RPI 101-150		RPI 150+		
6-7-1	0-1-0		0-1-0		OVERALL	0-2-0		1-1-0		5-2-1		
4-3-0	0-1-0		0-0-0		HOME	0-1-0		1-0-0		3-1-0		
2-4-1	0-0-0		0-1-0		AWAY	0-1-0		0-1-0		2-1-1		
0-0-0	0-0-0		0-0-0		NEUTRAL	0-0-0		0-0-0		0-0-0		
<hr/>												
4-5-1	0-1-0		0-1-0		NON-CONFERENCE	0-2-0		1-1-0		3-0-1		
3-2-0	0-1-0		0-0-0		HOME	0-1-0		1-0-0		2-0-0		
1-3-1	0-0-0		0-0-		AWAY	0-1-0		0-1-0		1-0-1		
0-0-0	0-0-0		0-0-0		NEUTRAL	0-0-0		0-0-0		0-0-0		
<hr/>												
2-2-0	0-0-0		0-0-0		CONFERENCE	0-0-0		0-0-0		2-2-0		
1-1-0	0-0-0		0-0-0		HOME	0-0-0		0-0-0		1-1-0		
1-1-0	0-0-0		0-0-0		AWAY	0-0-0		0-0-0		1-1-0		
0-0-0	0-0-0		0-0-0		NEUTRAL	0-0-0		0-0-0		0-0-0		
<hr/>												
RPI S	Opponent	Score	RPI S	Opponent	Score	RPI S	Opponent	Score	RPI S	Opponent	Score	
12 H	Kansas	0 2	46 A	Colorado	1 2	51 H	BYU	1 4	107 A	Long Beach St.	1 2	
						98 A	Colorado Col.	2 3	136 H	San Francisco	1 0	
									156 H	Iowa St.	2 1	
									211 A	Cal St. Fullerton	2 1	
									224 H	Oral Roberts	1 0	
									247 A	Nevada	1 1	
									269 H	Detroit	1 0	
									285 A	IUPUI	0 2	
									301 A	Western Ill.	1 0	
									305 H	Omaha	2 3	
<hr/>												
LAST 10 GAMES												
			301 A	Western Ill.	1 0	136 H	San Francisco	1 0				
			285 A	IUPUI	0 2	156 H	Iowa St.	2 1				
			305 H	Omaha	2 3	46 A	Colorado	1 2				
			224 H	Oral Roberts	1 0	12 H	Kansas	0 2				
			51 H	BYU	1 4	269 H	Detroit	1 0				

Non-Div. I Games:

Denver

Average RPI Win:	218	WON-LOST	WINNING	LAST 10	STRENGTH OF	OPP. STRENGTH	TEAM	ADJ	CONF.	ADJ CONF.	
Average RPI Loss:	76	RECORD	PCT. RANK	GAMES	SCHEDULE	OF SCHEDULE	RPI	RPI	RPI	RPI	
DIV. I ONLY	3-7-4	.35714	255	3-4-2	163	72	213	.473	211	14	14
DIV. I NON-CONF.	2-7-2	.27273	276	2-4-0	148	50	223	.46164	221	13	13
<hr/>											
TOTALS	RPI 1-25	RPI 26-50		W-L RECORDS	RPI 51-100		RPI 101-150		RPI 150+		
3-7-4	0-2-0	0-1-0		OVERALL	0-2-1		1-1-1		2-1-2		
1-4-2	0-2-0	0-0-0		HOME	0-1-1		0-0-1		1-1-0		
2-3-2	0-0-0	0-1-0		AWAY	0-1-0		1-1-0		1-0-2		
0-0-0	0-0-0	0-0-0		NEUTRAL	0-0-0		0-0-0		0-0-0		
<hr/>											
2-7-2	0-2-0	0-1-0		NON-CONFERENCE	0-2-1		0-1-0		2-1-1		
1-4-1	0-2-0	0-0-0		HOME	0-1-1		0-0-0		1-1-0		
1-3-1	0-0-0	0-0-		AWAY	0-1-0		0-1-0		1-0-1		
0-0-0	0-0-0	0-0-0		NEUTRAL	0-0-0		0-0-0		0-0-0		
<hr/>											
1-0-2	0-0-0	0-0-0		CONFERENCE	0-0-0		1-0-1		0-0-1		
0-0-1	0-0-0	0-0-0		HOME	0-0-0		0-0-1		0-0-0		
1-0-1	0-0-0	0-0-0		AWAY	0-0-0		1-0-0		0-0-1		
0-0-0	0-0-0	0-0-0		NEUTRAL	0-0-0		0-0-0		0-0-0		
<hr/>											
RPI S	Opponent	Score		RPI S	Opponent	Score		RPI S	Opponent	Score	
14 H	Pepperdine	0	1	50 A	Oregon	1	2	107 H	Long Beach St.	0	0
21 H	Georgia	1	2					125 A	Loyola Marymount	0	1
								146 A	Hawaii	2	1
								210 H	Denver	1	2
								223 A	Oregon St.	0	0
								227 H	Idaho St.	4	1
								266 A	UC Davis	1	1
								281 A	Fresno St.	3	0
<hr/>											
LAST 10 GAMES											
107 H Long Beach St.				0	0	227 H Idaho St.				4	1
266 A UC Davis				1	1	125 A Loyola Marymount				0	1
146 A Hawaii				2	1	281 A Fresno St.				3	0
63 A San Diego				1	2	50 A Oregon				1	2
14 H Pepperdine				0	1	223 A Oregon St.				0	0

Non-Div. I Games:

Cal St. Fullerton

Average RPI Win: 235		WON-LOST RECORD		WINNING PCT. RANK		LAST 10 GAMES		STRENGTH OF SCHEDULE		OPP. STRENGTH OF SCHEDULE		TEAM RPI		ADJ RPI		CONF. RPI		ADJ CONF. RPI	
DIV. I ONLY		5-9-0		.35714 255		4-6-0		134		128		212		.47293 212		10		10	
DIV. I NON-CONF.		4-4-0		.5 154		3-1-0		133		163		145		.50989 144		9		9	
TOTALS		RPI 1-25		RPI 26-50		W-L RECORDS		RPI 51-100		RPI 101-150		RPI 150+							
5-9-0		0-2-0		0-0-0		OVERALL		0-3-0		0-2-0		5-2-0							
3-5-0		0-1-0		0-0-0		HOME		0-3-0		0-1-0		3-0-0							
0-4-0		0-1-0		0-0-0		AWAY		0-0-0		0-1-0		0-2-0							
2-0-0		0-0-0		0-0-0		NEUTRAL		0-0-0		0-0-0		2-0-0							
4-4-0		0-2-0		0-0-0		NON-CONFERENCE		0-0-0		0-1-0		4-1-0							
2-2-0		0-1-0		0-0-0		HOME		0-0-0		0-1-0		2-0-0							
0-2-0		0-1-0		0-0-		AWAY		0-0-0		0-0-0		0-1-0							
2-0-0		0-0-0		0-0-0		NEUTRAL		0-0-0		0-0-0		2-0-0							
1-5-0		0-0-0		0-0-0		CONFERENCE		0-3-0		0-1-0		1-1-0							
1-3-0		0-0-0		0-0-0		HOME		0-3-0		0-0-0		1-0-0							
0-2-0		0-0-0		0-0-0		AWAY		0-0-0		0-1-0		0-1-0							
0-0-0		0-0-0		0-0-0		NEUTRAL		0-0-0		0-0-0		0-0-0							
RPI	S	Opponent		Score		RPI	S	Opponent		Score		RPI	S	Opponent		Score			
10	A	West Virginia		0	2							147	A	UNCW		0	2		
18	H	Clemson		0	5							150	H	Appalachian St.		1	3		
												172	H	Delaware		2	0		
												183	A	High Point		0	3		
												193	N	Coastal Caro.		1	0		
												228	H	Jacksonville St.		2	0		
												264	A	Col. of Charleston		1	3		
												279	H	Gardner-Webb		2	0		
												303	N	Francis Marion		3	1		
LAST 10 GAMES																			
						172	H	Delaware		2	0	58	H	Hofstra		1	4		
						75	H	Drexel		0	1	279	H	Gardner-Webb		2	0		
						147	A	UNCW		0	2	303	N	Francis Marion		3	1		
						264	A	Col. of Charleston		1	3	193	N	Coastal Caro.		1	0		
						79	H	Northeastern		0	4	183	A	High Point		0	3		

Non-Div. I Games:

Elon

Average RPI Win:	253	WON-LOST	WINNING	LAST 10	STRENGTH OF	OPP. STRENGTH	TEAM	ADJ	CONF.	ADJ CONF.		
Average RPI Loss:	148	RECORD	PCT. RANK	GAMES	SCHEDULE	OF SCHEDULE	RPI	RPI	RPI	RPI		
DIV. I ONLY		6-4-1	.59091	114	6-3-1	292	215	214	.47148	213	22	23
DIV. I NON-CONF.		3-3-0	.5	154	3-2-0	259	157	218	.46567	218	23	23
<hr/>												
TOTALS	RPI 1-25	RPI 26-50		W-L RECORDS		RPI 51-100		RPI 101-150		RPI 150+		
6-4-1	0-0-0	0-0-0		OVERALL		0-0-0		1-3-0		5-1-1		
3-0-1	0-0-0	0-0-0		HOME		0-0-0		1-0-0		2-0-1		
1-4-0	0-0-0	0-0-0		AWAY		0-0-0		0-3-0		1-1-0		
2-0-0	0-0-0	0-0-0		NEUTRAL		0-0-0		0-0-0		2-0-0		
3-3-0	0-0-0	0-0-0		NON-CONFERENCE		0-0-0		0-3-0		3-0-0		
1-0-0	0-0-0	0-0-0		HOME		0-0-0		0-0-0		1-0-0		
0-3-0	0-0-0	0-0-		AWAY		0-0-0		0-3-0		0-0-0		
2-0-0	0-0-0	0-0-0		NEUTRAL		0-0-0		0-0-0		2-0-0		
3-1-1	0-0-0	0-0-0		CONFERENCE		0-0-0		1-0-0		2-1-1		
2-0-1	0-0-0	0-0-0		HOME		0-0-0		1-0-0		1-0-1		
1-1-0	0-0-0	0-0-0		AWAY		0-0-0		0-0-0		1-1-0		
0-0-0	0-0-0	0-0-0		NEUTRAL		0-0-0		0-0-0		0-0-0		
RPI S	Opponent	Score	RPI S	Opponent	Score	RPI S	Opponent	Score	RPI S	Opponent	Score	
						103 A UTEP 2 4						
						132 H Portland St. 2 0						
						148 A Utah Valley 0 2						
						149 A UC Santa Barbara 0 2						
						191 A Northern Colo. 0 1						
						204 N Grand Canyon 2 1						
						244 H Idaho 2 2						
						255 N Wright St. 1 0						
						299 H Bakersfield 5 0						
						307 H Sacramento St. 2 1						
			LAST 10 GAMES			322 A North Dakota 3 1						
						255 N Wright St. 1 0						
						204 N Grand Canyon 2 1						
						148 A Utah Valley 0 2						
						103 A UTEP 2 4						
						299 H Bakersfield 5 0						

Non-Div. I Games: Dixie St.

4 4

Southern Utah

Average RPI Win: 264		WON-LOST	WINNING	LAST 10	STRENGTH OF		OPP. STRENGTH	TEAM	ADJ		CONF.	ADJ CONF.						
Average RPI Loss: 180		RECORD	PCT. RANK	GAMES	SCHEDULE		OF SCHEDULE	RPI	RPI		RPI	RPI						
DIV. I ONLY		5-5-3	.5	159	4-3-3		213	301	216		.47141	214						
DIV. I NON-CONF.		2-4-1	.35714	243	1-2-1		207	235	245		.44414	242						
TOTALS		RPI 1-25	RPI 26-50		W-L RECORDS		RPI 51-100		RPI 101-150		RPI 150+							
5-5-3		0-0-0	0-0-0		OVERALL		0-1-1		1-1-1		4-3-1							
2-2-1		0-0-0	0-0-0		HOME		0-0-1		1-1-0		1-1-0							
3-3-2		0-0-0	0-0-0		AWAY		0-1-0		0-0-1		3-2-1							
0-0-0		0-0-0	0-0-0		NEUTRAL		0-0-0		0-0-0		0-0-0							
2-4-1		0-0-0	0-0-0		NON-CONFERENCE		0-1-0		1-1-1		1-2-0							
1-2-0		0-0-0	0-0-0		HOME		0-0-0		1-1-0		0-1-0							
1-2-1		0-0-0	0-0-		AWAY		0-1-0		0-0-1		1-1-0							
0-0-0		0-0-0	0-0-0		NEUTRAL		0-0-0		0-0-0		0-0-0							
3-1-2		0-0-0	0-0-0		CONFERENCE		0-0-1		0-0-0		3-1-1							
1-0-1		0-0-0	0-0-0		HOME		0-0-1		0-0-0		1-0-0							
2-1-1		0-0-0	0-0-0		AWAY		0-0-0		0-0-0		2-1-1							
0-0-0		0-0-0	0-0-0		NEUTRAL		0-0-0		0-0-0		0-0-0							
RPI	S	Opponent	Score	RPI	S	Opponent	Score	RPI	S	Opponent	Score	RPI	S	Opponent	Score			
								78	A	East Carolina	0	1		105	H	Richmond	3	2
								93	H	Liberty	0	0		137	A	Old Dominion	1	1
														147	H	UNCW	0	1
														160	A	East Tenn. St.	2	3
														222	H	Western Caro.	0	3
														247	A	Radford	2	2
														279	A	Gardner-Webb	4	0
														289	H	Presbyterian	2	1
														291	A	UNC Asheville	0	1
														316	A	Charleston So.	2	1
														332	A	South Carolina St.	3	0
LAST 10 GAMES																		
								289	H	Presbyterian	2	1		291	A	UNC Asheville	0	1
								316	A	Charleston So.	2	1		78	A	East Carolina	0	1
								279	A	Gardner-Webb	4	0		332	A	South Carolina St.	3	0
								247	A	Radford	2	2		222	H	Western Caro.	0	3
								93	H	Liberty	0	0		137	A	Old Dominion	1	1

Non-Div. I Games:

Campbell

Average RPI Win: 241		WON-LOST RECORD	WINNING PCT. RANK	LAST 10 GAMES	STRENGTH OF SCHEDULE	OPP. STRENGTH OF SCHEDULE	TEAM RPI	ADJ RPI		CONF. RPI	ADJ CONF. RPI				
Average RPI Loss: 210															
DIV. I ONLY		7-5-1	.57692 118	6-3-1	283	223	208	.4711	215	24	24				
DIV. I NON-CONF.		3-4-1	.4375 206	2-2-1	283	222	254	.43222	257	24	24				
<hr/>															
TOTALS		RPI 1-25	RPI 26-50		W-L RECORDS		RPI 51-100		RPI 101-150		RPI 150+				
7-5-1		0-0-0	0-0-0		OVERALL		0-1-0		1-0-1		6-4-0				
5-2-1		0-0-0	0-0-0		HOME		0-0-0		1-0-1		4-2-0				
2-3-0		0-0-0	0-0-0		AWAY		0-1-0		0-0-0		2-2-0				
0-0-0		0-0-0	0-0-0		NEUTRAL		0-0-0		0-0-0		0-0-0				
3-4-1		0-0-0	0-0-0		NON-CONFERENCE		0-1-0		0-0-1		3-3-0				
2-1-1		0-0-0	0-0-0		HOME		0-0-0		0-0-1		2-1-0				
1-3-0		0-0-0	0-0-		AWAY		0-1-0		0-0-0		1-2-0				
0-0-0		0-0-0	0-0-0		NEUTRAL		0-0-0		0-0-0		0-0-0				
4-1-0		0-0-0	0-0-0		CONFERENCE		0-0-0		1-0-0		3-1-0				
3-1-0		0-0-0	0-0-0		HOME		0-0-0		1-0-0		2-1-0				
1-0-0		0-0-0	0-0-0		AWAY		0-0-0		0-0-0		1-0-0				
0-0-0		0-0-0	0-0-0		NEUTRAL		0-0-0		0-0-0		0-0-0				
RPI	S	Opponent	Score	RPI	S	Opponent	Score	RPI	S	Opponent	Score				
				83 A Purdue 1 4				113 H UMKC 1 1							
								126 H UT Martin 2 1							
								162 A Missouri St. 1 3							
								205 H Murray St. 2 1							
								209 A Belmont 1 0							
								251 H Drake 1 2							
								254 A Northern Ill. 1 0							
								268 H Austin Peay 0 1							
								274 H North Dakota St. 1 0							
								285 A IUPUI 1 2							
								306 H Ill.-Chicago 2 1							
								310 H Eastern Ill. 3 1							
				<hr/>											
								LAST 10 GAMES							
268 H Austin Peay 0 1				162 A Missouri St. 1 3											
209 A Belmont 1 0				274 H North Dakota St. 1 0											
126 H UT Martin 2 1				254 A Northern Ill. 1 0											
205 H Murray St. 2 1				251 H Drake 1 2											
310 H Eastern Ill. 3 1				113 H UMKC 1 1											

Non-Div. I Games:

SIUE

Average RPI Win:	264	WON-LOST	WINNING	LAST 10	STRENGTH OF	OPP. STRENGTH	TEAM	ADJ	CONF.	ADJ CONF.		
Average RPI Loss:	140	RECORD	PCT. RANK	GAMES	SCHEDULE	OF SCHEDULE	RPI	RPI	RPI	RPI		
DIV. I ONLY		4-3-4	.54545	133	3-3-4	293	116	219	.47072	216	12	12
DIV. I NON-CONF.		2-3-1	.41667	216	1-3-1	297	135	266	.4271	265	14	14
<hr/>												
TOTALS	RPI 1-25	RPI 26-50		W-L RECORDS		RPI 51-100		RPI 101-150		RPI 150+		
4-3-4	0-0-0	0-0-1		OVERALL		0-1-0		0-0-0		4-2-3		
2-1-2	0-0-0	0-0-1		HOME		0-1-0		0-0-0		2-0-1		
2-2-2	0-0-0	0-0-0		AWAY		0-0-0		0-0-0		2-2-2		
0-0-0	0-0-0	0-0-0		NEUTRAL		0-0-0		0-0-0		0-0-0		
2-3-1	0-0-0	0-0-0		NON-CONFERENCE		0-1-0		0-0-0		2-2-1		
1-1-1	0-0-0	0-0-0		HOME		0-1-0		0-0-0		1-0-1		
1-2-0	0-0-0	0-0-		AWAY		0-0-0		0-0-0		1-2-0		
0-0-0	0-0-0	0-0-0		NEUTRAL		0-0-0		0-0-0		0-0-0		
2-0-3	0-0-0	0-0-1		CONFERENCE		0-0-0		0-0-0		2-0-2		
1-0-1	0-0-0	0-0-1		HOME		0-0-0		0-0-0		1-0-0		
1-0-2	0-0-0	0-0-0		AWAY		0-0-0		0-0-0		1-0-2		
0-0-0	0-0-0	0-0-0		NEUTRAL		0-0-0		0-0-0		0-0-0		
RPI	S	Opponent	Score	RPI	S	Opponent	Score	RPI	S	Opponent	Score	
				37	H	Boston U.	1 1	74	H	Princeton	1 4	
								164	H	Villanova	1 1	
								167	A	Saint Joseph's	0 1	
								177	A	Bucknell	0 0	
								180	A	Central Conn. St.	1 2	
								197	A	Loyola Maryland	0 0	
								219	A	Lafayette	2 1	
								246	H	Binghamton	2 0	
								275	H	American	1 0	
								314	A	Mt. St. Mary's	1 0	
				LAST 10 GAMES								
				197	A	Loyola Maryland	0 0	275	H	American	1 0	
				74	H	Princeton	1 4	180	A	Central Conn. St.	1 2	
				37	H	Boston U.	1 1	167	A	Saint Joseph's	0 1	
				219	A	Lafayette	2 1	164	H	Villanova	1 1	
				177	A	Bucknell	0 0	314	A	Mt. St. Mary's	1 0	

Non-Div. I Games:

Lehigh

Average RPI Win:		249	WON-LOST	WINNING	LAST 10	STRENGTH OF		OPP. STRENGTH	TEAM	ADJ	CONF.	ADJ CONF.
Average RPI Loss:		116	RECORD	PCT. RANK	GAMES	SCHEDULE		OF SCHEDULE	RPI	RPI	RPI	RPI
DIV. I ONLY		5-4-2		.54545	133	5-3-2		286	133	215	.47061	217
DIV. I NON-CONF.		2-3-0		.4	220	2-2-0		277	79	247	.4411	248
TOTALS		RPI 1-25		RPI 26-50		W-L RECORDS		RPI 51-100		RPI 101-150		RPI 150+
5-4-2		0-1-0		0-0-0		OVERALL		0-2-0		0-0-0		5-1-2
2-2-1		0-1-0		0-0-0		HOME		0-1-0		0-0-0		2-0-1
3-0-1		0-0-0		0-0-0		AWAY		0-0-0		0-0-0		3-0-1
0-2-0		0-0-0		0-0-0		NEUTRAL		0-1-0		0-0-0		0-1-0
2-3-0		0-1-0		0-0-0		NON-CONFERENCE		0-1-0		0-0-0		2-1-0
2-1-0		0-1-0		0-0-0		HOME		0-0-0		0-0-0		2-0-0
0-0-0		0-0-0		0-0-		AWAY		0-0-0		0-0-0		0-0-0
0-2-0		0-0-0		0-0-0		NEUTRAL		0-1-0		0-0-0		0-1-0
3-1-2		0-0-0		0-0-0		CONFERENCE		0-1-0		0-0-0		3-0-2
0-1-1		0-0-0		0-0-0		HOME		0-1-0		0-0-0		0-0-1
3-0-1		0-0-0		0-0-0		AWAY		0-0-0		0-0-0		3-0-1
0-0-0		0-0-0		0-0-0		NEUTRAL		0-0-0		0-0-0		0-0-0
RPI S	Opponent	Score	RPI S	Opponent	Score	RPI S	Opponent	Score	RPI S	Opponent	Score	
3 H	Florida	0 4				91 N	Marquette	1 2	157 A	UNLV	1 0	
						98 H	Colorado Col.	0 2	220 H	Air Force	1 1	
									247 A	Nevada	1 0	
									257 A	San Jose St.	1 1	
									261 H	Loyola Chicago	4 2	
									271 N	Weber St.	1 2	
									281 A	Fresno St.	2 1	
									300 H	New Mexico St.	4 1	
LAST 10 GAMES												
						247 A	Nevada	1 0	281 A	Fresno St.	2 1	
						157 A	UNLV	1 0	300 H	New Mexico St.	4 1	
						98 H	Colorado Col.	0 2	3 H	Florida	0 4	
						220 H	Air Force	1 1	261 H	Loyola Chicago	4 2	
						257 A	San Jose St.	1 1	271 N	Weber St.	1 2	

Non-Div. I Games:

New Mexico

Average RPI Win: 170		WON-LOST	WINNING	LAST 10	STRENGTH OF		OPP. STRENGTH	TEAM	ADJ		CONF.	ADJ CONF.
Average RPI Loss: 69		RECORD	PCT. RANK	GAMES	SCHEDULE		OF SCHEDULE	RPI	RPI		RPI	RPI
DIV. I ONLY		2-10-2	.21429	300	1-7-2		73	65	220		.46992	218
DIV. I NON-CONF.		2-4-2	.375	234	1-1-2		56	122	147		.50975	146
TOTALS		RPI 1-25	RPI 26-50		W-L RECORDS		RPI 51-100		RPI 101-150		RPI 150+	
2-10-2		0-2-0	0-2-0		OVERALL		0-3-0		1-2-1		1-1-1	
2-4-1		0-1-0	0-0-0		HOME		0-1-0		1-1-0		1-1-1	
0-6-1		0-1-0	0-2-0		AWAY		0-2-0		0-1-1		0-0-0	
0-0-0		0-0-0	0-0-0		NEUTRAL		0-0-0		0-0-0		0-0-0	
2-4-2		0-0-0	0-2-0		NON-CONFERENCE		0-1-0		1-1-1		1-0-1	
2-1-1		0-0-0	0-0-0		HOME		0-0-0		1-1-0		1-0-1	
0-3-1		0-0-0	0-0-		AWAY		0-1-0		0-0-1		0-0-0	
0-0-0		0-0-0	0-0-0		NEUTRAL		0-0-0		0-0-0		0-0-0	
0-6-0		0-2-0	0-0-0		CONFERENCE		0-2-0		0-1-0		0-1-0	
0-3-0		0-1-0	0-0-0		HOME		0-1-0		0-0-0		0-1-0	
0-3-0		0-1-0	0-0-0		AWAY		0-1-0		0-1-0		0-0-0	
0-0-0		0-0-0	0-0-0		NEUTRAL		0-0-0		0-0-0		0-0-0	
RPI S	Opponent	Score	RPI S	Opponent	Score	RPI S	Opponent	Score	RPI S	Opponent	Score	
4 H	North Carolina	1 2	40 A	Georgetown	0 6	56 A	William & Mary	1 2	106 A	Louisville	0 1	
9 A	Virginia	0 6	44 A	Maryland	1 2	59 H	Duke	0 1	124 H	Portland	1 2	
						85 A	Wake Forest	0 1	128 A	UNC Greensboro	2 2	
									147 H	UNCW	2 1	
									165 H	Pittsburgh	0 3	
									193 H	Coastal Caro.	3 0	
									222 H	Western Caro.	1 1	
LAST 10 GAMES												
9 A	Virginia	0 6	85 A	Wake Forest	0 1							
106 A	Louisville	0 1	128 A	UNC Greensboro	2 2							
165 H	Pittsburgh	0 3	222 H	Western Caro.	1 1							
4 H	North Carolina	1 2	56 A	William & Mary	1 2							
59 H	Duke	0 1	193 H	Coastal Caro.	3 0							

Non-Div. I Games:

North Carolina St.

Average RPI Win: 236		WON-LOST	WINNING	LAST 10	STRENGTH OF		OPP. STRENGTH	TEAM	ADJ		CONF.	ADJ CONF.					
Average RPI Loss: 133		RECORD	PCT. RANK	GAMES	SCHEDULE		OF SCHEDULE	RPI	RPI		RPI	RPI					
DIV. I ONLY		4-8-0	.33333	267	2-8-0		109	218	221	.46943	219	12	12				
DIV. I NON-CONF.		3-4-0	.42857	209	1-4-0		270	253	253	.43784	253	14	14				
<hr/>																	
TOTALS		RPI 1-25		RPI 26-50		W-L RECORDS		RPI 51-100		RPI 101-150		RPI 150+					
4-8-0		0-0-0		0-2-0		OVERALL		0-1-0		1-1-0		3-4-0					
2-3-0		0-0-0		0-1-0		HOME		0-0-0		1-0-0		1-2-0					
2-5-0		0-0-0		0-1-0		AWAY		0-1-0		0-1-0		2-2-0					
0-0-0		0-0-0		0-0-0		NEUTRAL		0-0-0		0-0-0		0-0-0					
3-4-0		0-0-0		0-0-0		NON-CONFERENCE		0-0-0		0-1-0		3-3-0					
1-1-0		0-0-0		0-0-0		HOME		0-0-0		0-0-0		1-1-0					
2-3-0		0-0-0		0-0-		AWAY		0-0-0		0-1-0		2-2-0					
0-0-0		0-0-0		0-0-0		NEUTRAL		0-0-0		0-0-0		0-0-0					
1-4-0		0-0-0		0-2-0		CONFERENCE		0-1-0		1-0-0		0-1-0					
1-2-0		0-0-0		0-1-0		HOME		0-0-0		1-0-0		0-1-0					
0-2-0		0-0-0		0-1-0		AWAY		0-1-0		0-0-0		0-0-0					
0-0-0		0-0-0		0-0-0		NEUTRAL		0-0-0		0-0-0		0-0-0					
RPI	S	Opponent		Score		RPI	S	Opponent		Score		RPI	S	Opponent		Score	
						27	H	Colgate		0 2		84	A	Navy		0 4	
						37	A	Boston U.		1 6							
												117	H	Holy Cross		3 2	
												120	A	Monmouth		0 3	
												155	A	Jacksonville		0 3	
												175	A	Manhattan		0 1	
												216	H	Lehigh		1 2	
												246	H	Binghamton		1 2	
												250	H	UMass Lowell		1 0	
												252	A	North Florida		1 0	
												325	A	Saint Peter's		4 0	
<hr/>																	
LAST 10 GAMES																	
						37	A	Boston U.		1 6		120	A	Monmouth		0 3	
						117	H	Holy Cross		3 2		250	H	UMass Lowell		1 0	
						216	H	Lehigh		1 2		246	H	Binghamton		1 2	
						84	A	Navy		0 4		175	A	Manhattan		0 1	
						27	H	Colgate		0 2		155	A	Jacksonville		0 3	

Non-Div. I Games:

Lafayette

Average RPI Win: 224		WON-LOST	WINNING	LAST 10	STRENGTH OF		OPP. STRENGTH	TEAM	ADJ	CONF.	ADJ CONF.
Average RPI Loss: 152		RECORD	PCT. RANK	GAMES	SCHEDULE		OF SCHEDULE	RPI	RPI	RPI	RPI
DIV. I ONLY		5-7-1	.42308	217	5-4-1		173	214	217	.4694	220
DIV. I NON-CONF.		3-4-0	.42857	209	3-1-0		238	233	238	.44862	240
TOTALS		RPI 1-25	RPI 26-50		W-L RECORDS		RPI 51-100		RPI 101-150		RPI 150+
5-7-1	0-0-0	0-1-0		OVERALL		0-1-0		1-2-0		4-3-1	
5-3-0	0-0-0	0-0-0		HOME		0-0-0		1-1-0		4-2-0	
0-4-1	0-0-0	0-1-0		AWAY		0-1-0		0-1-0		0-1-1	
0-0-0	0-0-0	0-0-0		NEUTRAL		0-0-0		0-0-0		0-0-0	
3-4-0	0-0-0	0-0-0		NON-CONFERENCE		0-1-0		0-1-0		3-2-0	
3-3-0	0-0-0	0-0-0		HOME		0-0-0		0-1-0		3-2-0	
0-1-0	0-0-0	0-0-		AWAY		0-1-0		0-0-0		0-0-0	
0-0-0	0-0-0	0-0-0		NEUTRAL		0-0-0		0-0-0		0-0-0	
2-3-1	0-0-0	0-1-0		CONFERENCE		0-0-0		1-1-0		1-1-1	
2-0-0	0-0-0	0-0-0		HOME		0-0-0		1-0-0		1-0-0	
0-3-1	0-0-0	0-1-0		AWAY		0-0-0		0-1-0		0-1-1	
0-0-0	0-0-0	0-0-0		NEUTRAL		0-0-0		0-0-0		0-0-0	
RPI S	Opponent	Score	RPI S	Opponent	Score	RPI S	Opponent	Score	RPI S	Opponent	Score
			42 A	San Diego St.	2 3	66 A	Rice	2 3	116 H	Montana	0 1
									118 A	Wyoming	2 5
									142 H	Utah St.	1 0
									191 H	Northern Colo.	1 2
									207 H	Boise St.	2 0
									217 A	New Mexico	1 1
									241 H	Central Mich.	3 2
									258 A	Colorado St.	0 1
									263 H	Oakland	5 1
									266 H	UC Davis	1 0
									274 H	North Dakota St.	1 2
LAST 10 GAMES											
			118 A	Wyoming	2 5	207 H	Boise St.	2 0			
			258 A	Colorado St.	0 1	66 A	Rice	2 3			
			42 A	San Diego St.	2 3	263 H	Oakland	5 1			
			217 A	New Mexico	1 1	241 H	Central Mich.	3 2			
			142 H	Utah St.	1 0	266 H	UC Davis	1 0			

Non-Div. I Games:

Air Force

Average RPI Win:	257	WON-LOST	WINNING	LAST 10	STRENGTH OF	OPP. STRENGTH	TEAM	ADJ	CONF.	ADJ CONF.	
Average RPI Loss:	162	RECORD	PCT. RANK	GAMES	SCHEDULE	OF SCHEDULE	RPI	RPI	RPI	RPI	
DIV. I ONLY	5-5-0	.5	159	5-5-0	239	250	222	.46922	221	24	24
DIV. I NON-CONF.	2-3-0	.4	220	2-3-0	185	262	228	.4593	227	24	24
<hr/>											
TOTALS	RPI 1-25	RPI 26-50		W-L RECORDS		RPI 51-100		RPI 101-150		RPI 150+	
5-5-0	0-0-0	0-0-0		OVERALL		0-1-0		0-1-0		5-3-0	
1-3-0	0-0-0	0-0-0		HOME		0-1-0		0-1-0		1-1-0	
3-2-0	0-0-0	0-0-0		AWAY		0-0-0		0-0-0		3-2-0	
1-0-0	0-0-0	0-0-0		NEUTRAL		0-0-0		0-0-0		1-0-0	
<hr/>											
2-3-0	0-0-0	0-0-0		NON-CONFERENCE		0-1-0		0-0-0		2-2-0	
0-1-0	0-0-0	0-0-0		HOME		0-1-0		0-0-0		0-0-0	
1-2-0	0-0-0	0-0-		AWAY		0-0-0		0-0-0		1-2-0	
1-0-0	0-0-0	0-0-0		NEUTRAL		0-0-0		0-0-0		1-0-0	
<hr/>											
3-2-0	0-0-0	0-0-0		CONFERENCE		0-0-0		0-1-0		3-1-0	
1-2-0	0-0-0	0-0-0		HOME		0-0-0		0-1-0		1-1-0	
2-0-0	0-0-0	0-0-0		AWAY		0-0-0		0-0-0		2-0-0	
0-0-0	0-0-0	0-0-0		NEUTRAL		0-0-0		0-0-0		0-0-0	
<hr/>											
RPI	S	Opponent	Score	RPI	S	Opponent	Score	RPI	S	Opponent	Score
								64	H	Illinois St.	0 3
								126	H	UT Martin	1 2
								161	A	Evansville	0 1
								191	A	Northern Colo.	0 1
								205	H	Murray St.	2 1
								209	A	Belmont	1 0
								266	N	UC Davis	2 0
								268	H	Austin Peay	0 1
								296	A	Arkansas St.	3 0
								310	A	Eastern Ill.	4 0
<hr/>											
				LAST 10 GAMES							
209 A Belmont				1	0	296 A Arkansas St.				3	0
268 H Austin Peay				0	1	161 A Evansville				0	1
205 H Murray St.				2	1	64 H Illinois St.				0	3
126 H UT Martin				1	2	191 A Northern Colo.				0	1
310 A Eastern Ill.				4	0	266 N UC Davis				2	0

Non-Div. I Games:

Southeast Mo. St.

Average RPI Win: 246		WON-LOST	WINNING	LAST 10	STRENGTH OF	OPP. STRENGTH	TEAM	ADJ	CONF.	ADJ CONF.			
Average RPI Loss: 151		RECORD	PCT. RANK	GAMES	SCHEDULE	OF SCHEDULE	RPI	RPI	RPI	RPI			
DIV. I ONLY		6-5-4	.53333	150	6-2-2		272	198	218	.46898	222	19	19
DIV. I NON-CONF.		3-3-3	.5	154	3-0-1		267	191	222	.46016	225	21	22
TOTALS		RPI 1-25	RPI 26-50		W-L RECORDS		RPI 51-100		RPI 101-150		RPI 150+		
6-5-4		0-0-0	0-0-0		OVERALL		0-1-0		1-2-1		5-2-3		
2-2-1		0-0-0	0-0-0		HOME		0-1-0		1-0-1		1-1-0		
4-3-3		0-0-0	0-0-0		AWAY		0-0-0		0-2-0		4-1-3		
0-0-0		0-0-0	0-0-0		NEUTRAL		0-0-0		0-0-0		0-0-0		
3-3-3		0-0-0	0-0-0		NON-CONFERENCE		0-1-0		1-0-0		2-2-3		
1-2-0		0-0-0	0-0-0		HOME		0-1-0		1-0-0		0-1-0		
2-1-3		0-0-0	0-0-		AWAY		0-0-0		0-0-0		2-1-3		
0-0-0		0-0-0	0-0-0		NEUTRAL		0-0-0		0-0-0		0-0-0		
3-2-1		0-0-0	0-0-0		CONFERENCE		0-0-0		0-2-1		3-0-0		
1-0-1		0-0-0	0-0-0		HOME		0-0-0		0-0-1		1-0-0		
2-2-0		0-0-0	0-0-0		AWAY		0-0-0		0-2-0		2-0-0		
0-0-0		0-0-0	0-0-0		NEUTRAL		0-0-0		0-0-0		0-0-0		
RPI	S	Opponent	Score	RPI	S	Opponent	Score	RPI	S	Opponent	Score		
						78 H	East Carolina	0	1	101 H	Furman	1	1
										104 A	Samford	1	4
										130 A	Mercer	0	1
										143 H	Middle Tenn.	1	0
										151 A	Lipscomb	0	1
										183 A	High Point	1	1
										205 H	Wofford	3	0
										214 A	Campbell	3	0
										218 A	North Carolina St.	1	1
										234 A	Longwood	1	1
										290 A	Tennessee Tech	3	0
										292 H	Eastern Ky.	0	1
										298 A	Citadel	3	1
										328 A	Chattanooga	4	0
LAST 10 GAMES													
						130 A	Mercer	0	1	205 H	Wofford	3	0
						298 A	Citadel	3	1	143 H	Middle Tenn.	1	0
						104 A	Samford	1	4	214 A	Campbell	3	0
						328 A	Chattanooga	4	0	218 A	North Carolina St.	1	1
						101 H	Furman	1	1	290 A	Tennessee Tech	3	0

Non-Div. I Games:

Western Caro.

Average RPI Win:		0	WON-LOST RECORD		WINNING PCT. RANK		LAST 10 GAMES		STRENGTH OF SCHEDULE		OPP. STRENGTH OF SCHEDULE		TEAM RPI		ADJ RPI		CONF. RPI		ADJ CONF. RPI				
DIV. I ONLY			0-11-3		.10714	324	0-8-2		22		114		223		.46874		223		1		1		
DIV. I NON-CONF.			0-6-3		.16667	300	0-3-2		44		189		229		.45886		228		1		1		
TOTALS		RPI 1-25		RPI 26-50			W-L RECORDS			RPI 51-100			RPI 101-150			RPI 150+							
0-11-3		0-2-0		0-4-0			OVERALL			0-3-0			0-1-2			0-1-1							
0-5-3		0-1-0		0-2-0			HOME			0-1-0			0-1-2			0-0-1							
0-6-0		0-1-0		0-2-0			AWAY			0-2-0			0-0-0			0-1-0							
0-0-0		0-0-0		0-0-0			NEUTRAL			0-0-0			0-0-0			0-0-0							
0-6-3		0-1-0		0-0-0			NON-CONFERENCE			0-3-0			0-1-2			0-1-1							
0-2-3		0-0-0		0-0-0			HOME			0-1-0			0-1-2			0-0-1							
0-4-0		0-1-0		0-0-			AWAY			0-2-0			0-0-0			0-1-0							
0-0-0		0-0-0		0-0-0			NEUTRAL			0-0-0			0-0-0			0-0-0							
0-5-0		0-1-0		0-4-0			CONFERENCE			0-0-0			0-0-0			0-0-0							
0-3-0		0-1-0		0-2-0			HOME			0-0-0			0-0-0			0-0-0							
0-2-0		0-0-0		0-2-0			AWAY			0-0-0			0-0-0			0-0-0							
0-0-0		0-0-0		0-0-0			NEUTRAL			0-0-0			0-0-0			0-0-0							
RPI	S	Opponent		Score		RPI	S	Opponent		Score		RPI	S	Opponent		Score							
17	H	Washington St.		0	1	30	A	Arizona		0	2	69	A	North Texas		0	1	124	H	Portland		0	0
20	A	UCF		0	4	35	A	Arizona St.		0	1	87	H	Eastern Mich.		0	1	125	H	Loyola Marymount		0	0
						38	H	Utah		0	2	92	A	Stephen F. Austin		0	2	138	H	St. Mary's (CA)		2	4
						46	H	Colorado		0	1							186	A	FIU		0	1
																		211	H	Cal St. Fullerton		0	0
LAST 10 GAMES																							
						38	H	Utah		0	2	124	H	Portland		0	0						
						46	H	Colorado		0	1	20	A	UCF		0	4						
						35	A	Arizona St.		0	1	186	A	FIU		0	1						
						30	A	Arizona		0	2	87	H	Eastern Mich.		0	1						
						17	H	Washington St.		0	1	211	H	Cal St. Fullerton		0	0						

Non-Div. I Games:

Oregon St.

Average RPI Win: 145		WON-LOST RECORD		WINNING PCT. RANK		LAST 10 GAMES		STRENGTH OF SCHEDULE		OPP. STRENGTH OF SCHEDULE		TEAM RPI		ADJ RPI		CONF. RPI		ADJ CONF. RPI	
DIV. I ONLY		1-6-3		.25 290		1-6-3		87		107		225		.46716 224		30		30	
DIV. I NON-CONF.		1-4-3		.3125 267		1-4-3		57		57		162		.50147 161		29		29	
TOTALS		RPI 1-25		RPI 26-50		W-L RECORDS		RPI 51-100		RPI 101-150		RPI 150+							
1-6-3		0-1-0		0-2-0		OVERALL		0-0-1		1-0-1		0-3-1							
0-2-1		0-0-0		0-1-0		HOME		0-0-0		0-0-1		0-1-0							
1-4-1		0-1-0		0-1-0		AWAY		0-0-1		1-0-0		0-2-0							
0-0-1		0-0-0		0-0-0		NEUTRAL		0-0-0		0-0-0		0-0-1							
1-4-3		0-1-0		0-2-0		NON-CONFERENCE		0-0-1		1-0-1		0-1-1							
0-2-1		0-0-0		0-1-0		HOME		0-0-0		0-0-1		0-1-0							
1-2-1		0-1-0		0-0-		AWAY		0-0-1		1-0-0		0-0-0							
0-0-1		0-0-0		0-0-0		NEUTRAL		0-0-0		0-0-0		0-0-1							
0-2-0		0-0-0		0-0-0		CONFERENCE		0-0-0		0-0-0		0-2-0							
0-0-0		0-0-0		0-0-0		HOME		0-0-0		0-0-0		0-0-0							
0-2-0		0-0-0		0-0-0		AWAY		0-0-0		0-0-0		0-2-0							
0-0-0		0-0-0		0-0-0		NEUTRAL		0-0-0		0-0-0		0-0-0							
RPI	S	Opponent		Score		RPI	S	Opponent		Score		RPI	S	Opponent		Score			
19	A	Texas Tech		0	5	28	A	Oklahoma		0	1	96	A	Baylor		0	0		
						38	H	Utah			2								

Non-Div. I Games:

Oral Roberts

Average RPI Win: 232		WON-LOST	WINNING	LAST 10	STRENGTH OF		OPP. STRENGTH	TEAM	ADJ		CONF.	ADJ CONF.
Average RPI Loss: 164		RECORD	PCT. RANK	GAMES	SCHEDULE		OF SCHEDULE	RPI	RPI		RPI	RPI
DIV. I ONLY		6-6-2	.5	159	4-5-1		246	239	224		29	29
DIV. I NON-CONF.		5-5-1	.5	154	3-4-0		155	239	176		26	27
TOTALS		RPI 1-25	RPI 26-50		W-L RECORDS		RPI 51-100		RPI 101-150		RPI 150+	
6-6-2		0-0-0	0-0-0		OVERALL		0-2-0		1-1-1		5-3-1	
4-3-1		0-0-0	0-0-0		HOME		0-1-0		1-1-0		3-1-1	
1-2-1		0-0-0	0-0-0		AWAY		0-0-0		0-0-1		1-2-0	
1-1-0		0-0-0	0-0-0		NEUTRAL		0-1-0		0-0-0		1-0-0	
5-5-1		0-0-0	0-0-0		NON-CONFERENCE		0-2-0		1-1-1		4-2-0	
3-3-0		0-0-0	0-0-0		HOME		0-1-0		1-1-0		2-1-0	
1-1-1		0-0-0	0-0-		AWAY		0-0-0		0-0-1		1-1-0	
1-1-0		0-0-0	0-0-0		NEUTRAL		0-1-0		0-0-0		1-0-0	
1-1-1		0-0-0	0-0-0		CONFERENCE		0-0-0		0-0-0		1-1-1	
1-0-1		0-0-0	0-0-0		HOME		0-0-0		0-0-0		1-0-1	
0-1-0		0-0-0	0-0-0		AWAY		0-0-0		0-0-0		0-1-0	
0-0-0		0-0-0	0-0-0		NEUTRAL		0-0-0		0-0-0		0-0-0	
RPI S	Opponent	Score	RPI S	Opponent	Score	RPI S	Opponent	Score	RPI S	Opponent	Score	
						61 H	Rhode Island	1 2	110 H	Hartford	1 2	
						94 N	Western Ky.	1 2	129 H	Dartmouth	1 0	
									134 A	Columbia	0 0	
									153 H	Yale	1 2	
									175 N	Manhattan	4 0	
									182 A	Brown	2 1	
									270 H	Bryant	1 0	
									280 A	LIU Brooklyn	1 3	
									286 A	Iona	0 1	
									287 H	Saint Francis (PA)	2 2	
									311 H	Delaware St.	4 2	
									325 H	Saint Peter's	4 0	
LAST 10 GAMES												
						287 H	Saint Francis (PA)	2 2	110 H	Hartford	1 2	
						280 A	LIU Brooklyn	1 3	94 N	Western Ky.	1 2	
						270 H	Bryant	1 0	175 N	Manhattan	4 0	
						129 H	Dartmouth	1 0	153 H	Yale	1 2	
						182 A	Brown	2 1	61 H	Rhode Island	1 2	

Non-Div. I Games:

Sacred Heart

Average RPI Win:		232	WON-LOST RECORD		WINNING PCT. RANK		LAST 10 GAMES		STRENGTH OF SCHEDULE		OPP. STRENGTH OF SCHEDULE		TEAM RPI		ADJ RPI		CONF. RPI		ADJ CONF. RPI	
DIV. I ONLY			4-8-1		.34615 264		3-6-1		120		238		226		.46375 226		20		20	
DIV. I NON-CONF.			3-6-0		.33333 252		2-4-0		82		204		205		.47945 206		19		19	
TOTALS		RPI 1-25		RPI 26-50		W-L RECORDS		RPI 51-100		RPI 101-150		RPI 150+								
4-8-1		0-1-0		0-1-0		OVERALL		0-1-0		0-1-0		4-4-1								
4-1-0		0-0-0		0-0-0		HOME		0-0-0		0-0-0		4-1-0								
0-7-1		0-1-0		0-1-0		AWAY		0-1-0		0-1-0		0-3-1								
0-0-0		0-0-0		0-0-0		NEUTRAL		0-0-0		0-0-0		0-0-0								
3-6-0		0-1-0		0-1-0		NON-CONFERENCE		0-1-0		0-1-0		3-2-0								
3-0-0		0-0-0		0-0-0		HOME		0-0-0		0-0-0		3-0-0								
0-6-0		0-1-0		0-0-		AWAY		0-1-0		0-1-0		0-2-0								
0-0-0		0-0-0		0-0-0		NEUTRAL		0-0-0		0-0-0		0-0-0								
1-2-1		0-0-0		0-0-0		CONFERENCE		0-0-0		0-0-0		1-2-1								
1-1-0		0-0-0		0-0-0		HOME		0-0-0		0-0-0		1-1-0								
0-1-1		0-0-0		0-0-0		AWAY		0-0-0		0-0-0		0-1-1								
0-0-0		0-0-0		0-0-0		NEUTRAL		0-0-0		0-0-0		0-0-0								
RPI	S	Opponent		Score		RPI	S	Opponent		Score		RPI	S	Opponent		Score				
13	A	Rutgers		1	3	39	A	UConn		0	4	88	A	Fairfield		2	3			
												108	A	St. John's (NY)		0	1			
												185	H	Fordham		3	2			
												187	H	Seton Hall		2	1			
												198	A	UMBC		1	1			
												233	A	Siena		2	3			
												246	H	Binghamton		2	1			
												250	A	UMass Lowell		1	3			
												259	A	Wagner		0	2			
												260	H	Maine		0	1			
												311	H	Delaware St.		1	0			
LAST 10 GAMES																				
246 H Binghamton						2	1	108 A St. John's (NY)						0	1					
198 A UMBC						1	1	88 A Fairfield						2	3					
260 H Maine						0	1	39 A UConn						0	4					
250 A UMass Lowell						1	3	187 H Seton Hall						2	1					
185 H Fordham						3	2	259 A Wagner						0	2					

Non-Div. I Games:

Stony Brook

Average RPI Win: 237		WON-LOST RECORD		WINNING PCT. RANK		LAST 10 GAMES		STRENGTH OF SCHEDULE		OPP. STRENGTH OF SCHEDULE		TEAM RPI		ADJ RPI		CONF. RPI		ADJ CONF. RPI	
DIV. I ONLY		5-7-0		.41667 224		4-6-0		182		256		229		.4637 227		22		23	
DIV. I NON-CONF.		2-4-0		.33333 252		1-3-0		124		144		211		.47318 210		23		23	
TOTALS		RPI 1-25		RPI 26-50		W-L RECORDS		RPI 51-100		RPI 101-150		RPI 150+							
5-7-0		0-0-0		0-1-0		OVERALL		0-0-0		2-3-0		3-3-0							
3-2-0		0-0-0		0-0-0		HOME		0-0-0		2-1-0		1-1-0							
2-5-0		0-0-0		0-1-0		AWAY		0-0-0		0-2-0		2-2-0							
0-0-0		0-0-0		0-0-0		NEUTRAL		0-0-0		0-0-0		0-0-0							
2-4-0		0-0-0		0-1-0		NON-CONFERENCE		0-0-0		2-1-0		0-2-0							
2-0-0		0-0-0		0-0-0		HOME		0-0-0		2-0-0		0-0-0							
0-4-0		0-0-0		0-0-		AWAY		0-0-0		0-1-0		0-2-0							
0-0-0		0-0-0		0-0-0		NEUTRAL		0-0-0		0-0-0		0-0-0							
3-3-0		0-0-0		0-0-0		CONFERENCE		0-0-0		0-2-0		3-1-0							
1-2-0		0-0-0		0-0-0		HOME		0-0-0		0-1-0		1-1-0							
2-1-0		0-0-0		0-0-0		AWAY		0-0-0		0-1-0		2-0-0							
0-0-0		0-0-0		0-0-0		NEUTRAL		0-0-0		0-0-0		0-0-0							
RPI	S	Opponent		Score		RPI	S	Opponent		Score		RPI	S	Opponent		Score			
				42	A	San Diego St.		0	3			116	A	Montana		1	3		
												118	H	Wyoming		3	2		
												132	H	Portland St.		0	1		
												142	A	Utah St.		2	4		
												146	H	Hawaii		5	4		
												191	H	Northern Colo.		1	2		
												207	A	Boise St.		1	4		
												211	A	Cal St. Fullerton		1	4		
												293	A	Eastern Wash.		2	1		
												307	A	Sacramento St.		3	2		
												322	H	North Dakota		1	0		
LAST 10 GAMES																			
				307	A	Sacramento St.		3	2			293	A	Eastern Wash.		2	1		
				132	H	Portland St.		0	1			42	A	San Diego St.		0	3		
				191	H	Northern Colo.		1	2			211	A	Cal St. Fullerton		1	4		
				322	H	North Dakota		1	0			146	H	Hawaii		5	4		
				116	A	Montana		1	3			207	A	Boise St.		1	4		

Non-Div. I Games: Minot St. 4 2

Idaho St.

Average RPI Win:	280	WON-LOST RECORD	WINNING PCT. RANK	LAST 10 GAMES	STRENGTH OF SCHEDULE	OPP. STRENGTH OF SCHEDULE	TEAM RPI	ADJ RPI	CONF. RPI	ADJ CONF. RPI					
DIV. I ONLY		7-7-0	.5	159	5-5-0	247	284	230	.46339	228	24	24			
DIV. I NON-CONF.		4-5-0	.44444	194	2-3-0	235	289	239	.44919	237	24	24			
<hr/>															
TOTALS	RPI 1-25	RPI 26-50		W-L RECORDS		RPI 51-100		RPI 101-150		RPI 150+					
7-7-0	0-0-0	0-0-0		OVERALL		0-1-0		1-3-0		6-3-0					
4-1-0	0-0-0	0-0-0		HOME		0-0-0		1-1-0		3-0-0					
3-6-0	0-0-0	0-0-0		AWAY		0-1-0		0-2-0		3-3-0					
0-0-0	0-0-0	0-0-0		NEUTRAL		0-0-0		0-0-0		0-0-0					
<hr/>															
4-5-0	0-0-0	0-0-0		NON-CONFERENCE		0-1-0		0-3-0		4-1-0					
2-1-0	0-0-0	0-0-0		HOME		0-0-0		0-1-0		2-0-0					
2-4-0	0-0-0	0-0-		AWAY		0-1-0		0-2-0		2-1-0					
0-0-0	0-0-0	0-0-0		NEUTRAL		0-0-0		0-0-0		0-0-0					
<hr/>															
3-2-0	0-0-0	0-0-0		CONFERENCE		0-0-0		1-0-0		2-2-0					
2-0-0	0-0-0	0-0-0		HOME		0-0-0		1-0-0		1-0-0					
1-2-0	0-0-0	0-0-0		AWAY		0-0-0		0-0-0		1-2-0					
0-0-0	0-0-0	0-0-0		NEUTRAL		0-0-0		0-0-0		0-0-0					
<hr/>															
RPI	S	Opponent	Score	RPI	S	Opponent	Score	RPI	S	Opponent	Score				
				67 A Alabama 0 2				104 H Samford 2 3							
								126 H UT Martin 2 1							
								133 A Troy 1 3							
								140 A Ball St. 1 3							
								174 A Morehead St. 1 2							
								205 A Murray St. 0 3							
								212 A Elon 0 2							
								279 A Gardner-Webb 1 0							
								292 A Eastern Ky. 2 1							
								310 H Eastern Ill. 3 1							
								312 A Alabama St. 3 0							
								319 H Jackson St. 7 1							
								324 H Mississippi Val. 15 0							
				<hr/>											
								LAST 10 GAMES							
				310 H Eastern Ill. 3 1				140 A Ball St. 1 3							
				292 A Eastern Ky. 2 1				312 A Alabama St. 3 0							
				174 A Morehead St. 1 2				133 A Troy 1 3							
				205 A Murray St. 0 3				67 A Alabama 0 2							
				126 H UT Martin 2 1				319 H Jackson St. 7 1							

Non-Div. I Games:

Jacksonville St.

[illegible]

Non-Div. I Games:	Bemidji St.	3	1	Northern St.	3	1
--------------------------	--------------------	----------	----------	---------------------	----------	----------

South Dakota St.

Average RPI Win: 274		WON-LOST	WINNING	LAST 10	STRENGTH OF		OPP. STRENGTH	TEAM	ADJ	CONF.	ADJ CONF.
Average RPI Loss: 126		RECORD	PCT. RANK	GAMES	SCHEDULE		OF SCHEDULE	RPI	RPI	RPI	RPI
DIV. I ONLY		5-7-3	.43333	200	4-3-3		219	206	228	.46171	230
DIV. I NON-CONF.		3-6-2	.36364	242	2-2-2		197	207	237	.44889	239
TOTALS		RPI 1-25	RPI 26-50		W-L RECORDS		RPI 51-100		RPI 101-150		RPI 150+
5-7-3	0-0-0	0-0-0		OVERALL		0-3-0		0-3-2		5-1-1	
5-3-0	0-0-0	0-0-0		HOME		0-2-0		0-0-0		5-1-0	
0-4-3	0-0-0	0-0-0		AWAY		0-1-0		0-3-2		0-0-1	
0-0-0	0-0-0	0-0-0		NEUTRAL		0-0-0		0-0-0		0-0-0	
3-6-2	0-0-0	0-0-0		NON-CONFERENCE		0-3-0		0-2-2		3-1-0	
3-3-0	0-0-0	0-0-0		HOME		0-2-0		0-0-0		3-1-0	
0-3-2	0-0-0	0-0-		AWAY		0-1-0		0-2-2		0-0-0	
0-0-0	0-0-0	0-0-0		NEUTRAL		0-0-0		0-0-0		0-0-0	
2-1-1	0-0-0	0-0-0		CONFERENCE		0-0-0		0-1-0		2-0-1	
2-0-0	0-0-0	0-0-0		HOME		0-0-0		0-0-0		2-0-0	
0-1-1	0-0-0	0-0-0		AWAY		0-0-0		0-1-0		0-0-1	
0-0-0	0-0-0	0-0-0		NEUTRAL		0-0-0		0-0-0		0-0-0	
RPI S	Opponent	Score	RPI S	Opponent	Score	RPI S	Opponent	Score	RPI S	Opponent	Score
						61 H	Rhode Island	1 2	110 A	Hartford	0 1
						79 A	Northeastern	0 2	117 A	Holy Cross	0 2
						90 H	Syracuse	1 5	129 A	Dartmouth	0 0
									134 A	Columbia	0 0
									138 A	St. Mary's (CA)	0 2
									231 H	New Hampshire	4 2
									233 H	Siena	5 1
									250 A	UMass Lowell	2 2
									272 H	Vermont	6 0
									286 H	Iona	2 4
									309 H	NJIT	4 1
									325 H	Saint Peter's	5 0
LAST 10 GAMES											
						250 A	UMass Lowell	2 2	79 A	Northeastern	0 2
						272 H	Vermont	6 0	134 A	Columbia	0 0
						231 H	New Hampshire	4 2	325 H	Saint Peter's	5 0
						110 A	Hartford	0 1	61 H	Rhode Island	1 2
						309 H	NJIT	4 1	129 A	Dartmouth	0 0

Non-Div. I Games:

Albany (NY)

Average RPI Win:	244	WON-LOST RECORD	WINNING PCT. RANK	LAST 10 GAMES		STRENGTH OF SCHEDULE	OPP. STRENGTH OF SCHEDULE	TEAM RPI	ADJ RPI	CONF. RPI	ADJ CONF. RPI	
DIV. I ONLY		4-8-2	.35714	255	3-5-2	135	257	231	.46068	231	20	20
DIV. I NON-CONF.		3-6-0	.33333	252	2-3-0	138	234	226	.46049	224	19	19
<hr/>												
TOTALS	RPI 1-25		RPI 26-50		W-L RECORDS		RPI 51-100		RPI 101-150		RPI 150+	
4-8-2	0-0-0		0-0-0		OVERALL		0-2-0		0-2-0		4-4-2	
2-4-1	0-0-0		0-0-0		HOME		0-1-0		0-2-0		2-1-1	
1-3-1	0-0-0		0-0-0		AWAY		0-1-0		0-0-0		1-2-1	
1-1-0	0-0-0		0-0-0		NEUTRAL		0-0-0		0-0-0		1-1-0	
3-6-0	0-0-0		0-0-0		NON-CONFERENCE		0-2-0		0-1-0		3-3-0	
1-3-0	0-0-0		0-0-0		HOME		0-1-0		0-1-0		1-1-0	
1-2-0	0-0-0		0-0-		AWAY		0-1-0		0-0-0		1-1-0	
1-1-0	0-0-0		0-0-0		NEUTRAL		0-0-0		0-0-0		1-1-0	
1-2-2	0-0-0		0-0-0		CONFERENCE		0-0-0		0-1-0		1-1-2	
1-1-1	0-0-0		0-0-0		HOME		0-0-0		0-1-0		1-0-1	
0-1-1	0-0-0		0-0-0		AWAY		0-0-0		0-0-0		0-1-1	
0-0-0	0-0-0		0-0-0		NEUTRAL		0-0-0		0-0-0		0-0-0	
RPI	S	Opponent	Score	RPI	S	Opponent	Score	RPI	S	Opponent	Score	
						53 H Harvard	0 1			110 H Hartford	0 1	
						79 A Northeastern	0 1			117 H Holy Cross	0 3	
										153 A Yale	1 0	
										180 N Central Conn. St.	0 1	
										195 A Massachusetts	1 2	
										198 H UMBC	0 0	
										230 A Albany (NY)	2 4	
										233 H Siena	1 2	
										260 A Maine	0 0	
										270 H Bryant	1 0	
										272 H Vermont	1 0	
										282 N Youngstown St.	1 0	
									</			

Non-Div. I Games:

New Hampshire

Average RPI Win: 277		WON-LOST	WINNING	LAST 10	STRENGTH OF		OPP. STRENGTH	TEAM	ADJ		CONF.	ADJ CONF.
Average RPI Loss: 216		RECORD	PCT. RANK	GAMES	SCHEDULE		OF SCHEDULE	RPI	RPI		RPI	RPI
DIV. I ONLY		8-4-2	.64286	76	5-3-2		314	273	232	.45849	232	26
DIV. I NON-CONF.		6-2-2	.7	65	3-1-2		307	294	212	.46787	215	28
TOTALS		RPI 1-25	RPI 26-50		W-L RECORDS		RPI 51-100		RPI 101-150		RPI 150+	
8-4-2		0-0-0	0-0-1		OVERALL		0-0-0		0-1-0		8-3-1	
4-1-1		0-0-0	0-0-1		HOME		0-0-0		0-1-0		4-0-0	
4-2-1		0-0-0	0-0-0		AWAY		0-0-0		0-0-0		4-2-1	
0-1-0		0-0-0	0-0-0		NEUTRAL		0-0-0		0-0-0		0-1-0	
6-2-2		0-0-0	0-0-1		NON-CONFERENCE		0-0-0		0-1-0		6-1-1	
3-1-1		0-0-0	0-0-1		HOME		0-0-0		0-1-0		3-0-0	
3-0-1		0-0-0	0-0-		AWAY		0-0-0		0-0-0		3-0-1	
0-1-0		0-0-0	0-0-0		NEUTRAL		0-0-0		0-0-0		0-1-0	
2-2-0		0-0-0	0-0-0		CONFERENCE		0-0-0		0-0-0		2-2-0	
1-0-0		0-0-0	0-0-0		HOME		0-0-0		0-0-0		1-0-0	
1-2-0		0-0-0	0-0-0		AWAY		0-0-0		0-0-0		1-2-0	
0-0-0		0-0-0	0-0-0		NEUTRAL		0-0-0		0-0-0		0-0-0	
RPI S	Opponent	Score	RPI S	Opponent	Score	RPI S	Opponent	Score	RPI S	Opponent	Score	
			31 H	DePaul	1 1				140 H	Ball St.	0 2	
									194 H	Milwaukee	2 0	
									199 A	Cleveland St.	0 2	
									254 A	Northern Ill.	4 0	
									255 A	Wright St.	1 0	
									261 N	Loyola Chicago	0 1	
									263 A	Oakland	1 2	
									277 H	UNI	3 1	
									285 H	IUPUI	3 1	
									301 A	Western Ill.	2 1	
									310 A	Eastern Ill.	1 1	
									322 H	North Dakota	6 0	
									331 A	Chicago St.	3 0	
LAST 10 GAMES												
			199 A	Cleveland St.	0 2		254 A	Northern Ill.	4 0			
			194 H	Milwaukee	2 0		310 A	Eastern Ill.	1 1			
			255 A	Wright St.	1 0		31 H	DePaul	1 1			
			263 A	Oakland	1 2		261 N	Loyola Chicago	0 1			
			301 A	Western Ill.	2 1		331 A	Chicago St.	3 0			

Non-Div. I Games:

Green Bay

S
i
e
n
a

Siena

Average RPI Win: 295		WON-LOST	WINNING	LAST 10	STRENGTH OF		OPP. STRENGTH	TEAM	ADJ	CONF.	ADJ CONF.
Average RPI Loss: 135		RECORD	PCT. RANK	GAMES	SCHEDULE		OF SCHEDULE	RPI	RPI	RPI	RPI
DIV. I ONLY		6-6-2	.5	159	4-5-1		267	268	234	.45824	234
DIV. I NON-CONF.		5-3-1	.61111	106	3-2-0		273	232	202	.48436	202
TOTALS		RPI 1-25	RPI 26-50		W-L RECORDS		RPI 51-100		RPI 101-150		RPI 150+
6-6-2	0-1-0	0-0-0		OVERALL		0-1-0		0-1-0		6-3-2	
3-2-2	0-1-0	0-0-0		HOME		0-0-0		0-1-0		3-0-2	
3-4-0	0-0-0	0-0-0		AWAY		0-1-0		0-0-0		3-3-0	
0-0-0	0-0-0	0-0-0		NEUTRAL		0-0-0		0-0-0		0-0-0	
5-3-1	0-1-0	0-0-0		NON-CONFERENCE		0-1-0		0-1-0		5-0-1	
2-2-1	0-1-0	0-0-0		HOME		0-0-0		0-1-0		2-0-1	
3-1-0	0-0-0	0-0-0		AWAY		0-1-0		0-0-0		3-0-0	
0-0-0	0-0-0	0-0-0		NEUTRAL		0-0-0		0-0-0		0-0-0	
1-3-1	0-0-0	0-0-0		CONFERENCE		0-0-0		0-0-0		1-3-1	
1-0-1	0-0-0	0-0-0		HOME		0-0-0		0-0-0		1-0-1	
0-3-0	0-0-0	0-0-0		AWAY		0-0-0		0-0-0		0-3-0	
0-0-0	0-0-0	0-0-0		NEUTRAL		0-0-0		0-0-0		0-0-0	
RPI S	Opponent	Score		RPI S	Opponent	Score		RPI S	Opponent	Score	
8 H	Virginia Tech	1	4					71 A	VCU	1	4
								105 H	Richmond	1	2
								183 A	High Point	0	3
								193 A	Coastal Caro.	1	2
								222 H	Western Caro.	1	1
								247 A	Radford	1	5
								275 A	American	2	1
								276 H	Winthrop	2	0
								279 H	Gardner-Webb	1	1
								287 A	Saint Francis (PA)	3	1
								303 H	Francis Marion	6	1
								313 A	Howard	1	0
								318 H	VMI	4	0
LAST 10 GAMES											
				279 H	Gardner-Webb	1	1	193 A	Coastal Caro.	1	2
				183 A	High Point	0	3	71 A	VCU	1	4
				247 A	Radford	1	5	313 A	Howard	1	0
				303 H	Francis Marion	6	1	287 A	Saint Francis (PA)	3	1
				276 H	Winthrop	2	0	8 H	Virginia Tech	1	4

Non-Div. I Games:

Longwood

Average RPI Win: 287		WON-LOST	WINNING	LAST 10	STRENGTH OF		OPP. STRENGTH	TEAM	ADJ	CONF.	ADJ CONF.
Average RPI Loss: 104		RECORD	PCT. RANK	GAMES	SCHEDULE		OF SCHEDULE	RPI	RPI	RPI	RPI
DIV. I ONLY		5-8-0	.38462	243	5-5-0		202	162	235	.45789	235
DIV. I NON-CONF.		1-6-0	.14286	309	1-3-0		71	156	249	.44212	246
TOTALS		RPI 1-25	RPI 26-50		W-L RECORDS		RPI 51-100		RPI 101-150		RPI 150+
5-8-0		0-1-0	0-1-0		OVERALL		0-2-0		0-2-0		5-2-0
4-5-0		0-0-0	0-1-0		HOME		0-0-0		0-2-0		4-2-0
1-2-0		0-1-0	0-0-0		AWAY		0-1-0		0-0-0		1-0-0
0-1-0		0-0-0	0-0-0		NEUTRAL		0-1-0		0-0-0		0-0-0
1-6-0		0-1-0	0-1-0		NON-CONFERENCE		0-1-0		0-1-0		1-2-0
1-4-0		0-0-0	0-1-0		HOME		0-0-0		0-1-0		1-2-0
0-1-0		0-1-0	0-0-		AWAY		0-0-0		0-0-0		0-0-0
0-1-0		0-0-0	0-0-0		NEUTRAL		0-1-0		0-0-0		0-0-0
4-2-0		0-0-0	0-0-0		CONFERENCE		0-1-0		0-1-0		4-0-0
3-1-0		0-0-0	0-0-0		HOME		0-0-0		0-1-0		3-0-0
1-1-0		0-0-0	0-0-0		AWAY		0-1-0		0-0-0		1-0-0
0-0-0		0-0-0	0-0-0		NEUTRAL		0-0-0		0-0-0		0-0-0
RPI S	Opponent	Score	RPI S	Opponent	Score	RPI S	Opponent	Score	RPI S	Opponent	Score
19 A	Texas Tech	1 3	45 H	TCU	1 3	64 N	Illinois St.	0 4	139 H	Abilene Christian	2 3
						92 A	Stephen F. Austin	1 2	142 H	Utah St.	0 3
									163 H	La.-Lafayette	0 1
									170 H	UTSA	1 2
									237 A	Lamar	2 0
									267 H	McNeese St.	4 2
									297 H	Northwestern St.	4 1
									315 H	Incarnate Word	4 1
									317 H	Prairie View	2 1
LAST 10 GAMES											
			237 A	Lamar	2 0	139 H	Abilene Christian	2 3			
			92 A	Stephen F. Austin	1 2	45 H	TCU	1 3			
			297 H	Northwestern St.	4 1	142 H	Utah St.	0 3			
			267 H	McNeese St.	4 2	19 A	Texas Tech	1 3			
			315 H	Incarnate Word	4 1	317 H	Prairie View	2 1			

Non-Div. I Games:

Sam Houston St.

Average RPI Win: 222		WON-LOST	WINNING	LAST 10	STRENGTH OF		OPP. STRENGTH	TEAM	ADJ	CONF.	ADJ CONF.
Average RPI Loss: 106		RECORD	PCT. RANK	GAMES	SCHEDULE		OF SCHEDULE	RPI	RPI	RPI	RPI
DIV. I ONLY		3-8-2	.30769	274	3-5-2		157	110	236	.45707	236
DIV. I NON-CONF.		2-6-0	.25	277	2-3-0		219	65	262	.42963	260
TOTALS		RPI 1-25	RPI 26-50		W-L RECORDS		RPI 51-100		RPI 101-150		RPI 150+
3-8-2	0-0-0	0-0-0		OVERALL		0-5-1		1-2-0		2-1-1	
2-4-0	0-0-0	0-0-0		HOME		0-2-0		0-1-0		2-1-0	
1-3-2	0-0-0	0-0-0		AWAY		0-3-1		1-0-0		0-0-1	
0-1-0	0-0-0	0-0-0		NEUTRAL		0-0-0		0-1-0		0-0-0	
2-6-0	0-0-0	0-0-0		NON-CONFERENCE		0-4-0		1-1-0		1-1-0	
1-3-0	0-0-0	0-0-0		HOME		0-2-0		0-0-0		1-1-0	
1-2-0	0-0-0	0-0-		AWAY		0-2-0		1-0-0		0-0-0	
0-1-0	0-0-0	0-0-0		NEUTRAL		0-0-0		0-1-0		0-0-0	
1-2-2	0-0-0	0-0-0		CONFERENCE		0-1-1		0-1-0		1-0-1	
1-1-0	0-0-0	0-0-0		HOME		0-0-0		0-1-0		1-0-0	
0-1-2	0-0-0	0-0-0		AWAY		0-1-1		0-0-0		0-0-1	
0-0-0	0-0-0	0-0-0		NEUTRAL		0-0-0		0-0-0		0-0-0	
RPI S	Opponent	Score	RPI S	Opponent	Score	RPI S	Opponent	Score	RPI S	Opponent	Score
						56 H	William & Mary	0 1	119 H	Dayton	2 3
						61 A	Rhode Island	1 1	121 N	Indiana	1 4
						78 H	East Carolina	0 2	150 A	Appalachian St.	2 0
						82 A	George Washington	1 2	195 A	Massachusetts	1 1
						93 A	Liberty	0 2	197 H	Loyola Maryland	0 2
						99 A	Ohio St.	0 3	242 H	Saint Louis	2 1
									275 H	American	2 1
LAST 10 GAMES											
						119 H	Dayton	2 3	93 A	Liberty	0 2
						242 H	Saint Louis	2 1	150 A	Appalachian St.	2 0
						61 A	Rhode Island	1 1	99 A	Ohio St.	0 3
						195 A	Massachusetts	1 1	121 N	Indiana	1 4
						82 A	George Washington	1 2	275 H	American	2 1

Non-Div. I Games:

George Mason

Average RPI Win: 259		WON-LOST RECORD	WINNING PCT. RANK		LAST 10 GAMES	STRENGTH OF SCHEDULE	OPP. STRENGTH OF SCHEDULE	TEAM RPI	ADJ RPI	CONF. RPI	ADJ CONF. RPI		
Average RPI Loss: 155													
DIV. I ONLY		4-9-1	.32143	270	3-6-1	117	290	237	.45463	237	23	22	
DIV. I NON-CONF.		2-5-0	.28571	271	1-2-0	80	247	219	.4654	219	22	21	
<hr/>													
TOTALS		RPI 1-25		RPI 26-50		W-L RECORDS		RPI 51-100		RPI 101-150		RPI 150+	
4-9-1		0-0-0		0-0-0		OVERALL		0-3-0		0-1-0		4-5-1	
3-5-0		0-0-0		0-0-0		HOME		0-2-0		0-1-0		3-2-0	
1-4-1		0-0-0		0-0-0		AWAY		0-1-0		0-0-0		1-3-1	
0-0-0		0-0-0		0-0-0		NEUTRAL		0-0-0		0-0-0		0-0-0	
2-5-0		0-0-0		0-0-0		NON-CONFERENCE		0-2-0		0-1-0		2-2-0	
1-3-0		0-0-0		0-0-0		HOME		0-2-0		0-1-0		1-0-0	
1-2-0		0-0-0		0-0-		AWAY		0-0-0		0-0-0		1-2-0	
0-0-0		0-0-0		0-0-0		NEUTRAL		0-0-0		0-0-0		0-0-0	
2-4-1		0-0-0		0-0-0		CONFERENCE		0-1-0		0-0-0		2-3-1	
2-2-0		0-0-0		0-0-0		HOME		0-0-0		0-0-0		2-2-0	
0-2-1		0-0-0		0-0-0		AWAY		0-1-0		0-0-0		0-1-1	
0-0-0		0-0-0		0-0-0		NEUTRAL		0-0-0		0-0-0		0-0-0	
RPI	S	Opponent	Score	RPI	S	Opponent	Score	RPI	S	Opponent	Score		
						66 H	Rice	0	2	102 H	Texas St.	0	3
						69 H	North Texas	0	1	163 A	La.-Lafayette	2	7
						92 A	Stephen F. Austin	1	2	168 A	Cal Poly	1	2
										173 H	Southeastern La.	2	0
										235 H	Sam Houston St.	0	2
										245 H	Nicholls St.	0	2
										252 A	Houston Baptist	1	1
										256 A	A&M-Corpus Christi	0	4
										257 A	San Jose St.	1	0
										297 H	Northwestern St.	4	1
										308 H	Texas Southern	4	0
<hr/>													
LAST 10 GAMES													
						256 A	A&M-Corpus Christi	0	4	92 A	Stephen F. Austin	1	2
						235 H	Sam Houston St.	0	2	297 H	Northwestern St.	4	1
						173 H	Southeastern La.	2	0	163 A	La.-Lafayette	2	7
						245 H	Nicholls St.	0	2	308 H	Texas Southern	4	0
						252 A	Houston Baptist	1	1	102 H	Texas St.	0	3

Non-Div. I Games:

Lamar

Average RPI Win: 280		WON-LOST	WINNING	LAST 10	STRENGTH OF		OPP. STRENGTH	TEAM	ADJ		CONF.	ADJ CONF.		
Average RPI Loss: 143		RECORD	PCT. RANK	GAMES	SCHEDULE		OF SCHEDULE	RPI	RPI		RPI	RPI		
DIV. I ONLY		6-4-2	.58333	115	5-3-2		309	276	238	.45384	238	30	30	
DIV. I NON-CONF.		5-4-0	.55556	138	4-3-0		278	266	220	.46398	220	29	29	
TOTALS		RPI 1-25		RPI 26-50		W-L RECORDS		RPI 51-100		RPI 101-150		RPI 150+		
6-4-2		0-0-0		0-0-0		OVERALL		0-0-0		0-3-0		6-1-2		
2-2-2		0-0-0		0-0-0		HOME		0-0-0		0-2-0		2-0-2		
3-2-0		0-0-0		0-0-0		AWAY		0-0-0		0-1-0		3-1-0		
1-0-0		0-0-0		0-0-0		NEUTRAL		0-0-0		0-0-0		1-0-0		
5-4-0		0-0-0		0-0-0		NON-CONFERENCE		0-0-0		0-3-0		5-1-0		
1-2-0		0-0-0		0-0-0		HOME		0-0-0		0-2-0		1-0-0		
3-2-0		0-0-0		0-0-		AWAY		0-0-0		0-1-0		3-1-0		
1-0-0		0-0-0		0-0-0		NEUTRAL		0-0-0		0-0-0		1-0-0		
1-0-2		0-0-0		0-0-0		CONFERENCE		0-0-0		0-0-0		1-0-2		
1-0-2		0-0-0		0-0-0		HOME		0-0-0		0-0-0		1-0-2		
0-0-0		0-0-0		0-0-0		AWAY		0-0-0		0-0-0		0-0-0		
0-0-0		0-0-0		0-0-0		NEUTRAL		0-0-0		0-0-0		0-0-0		
RPI	S	Opponent		Score	RPI	S	Opponent		Score	RPI	S	Opponent		Score
										118	H	Wyoming	1	2
										127	A	Northern Ariz.	2	3
										143	H	Creighton	1	3
										184	A	UALR	0	1
										204	A	Grand Canyon	3	1
										251	A	Drake	1	0
										274	H	North Dakota St.	2	2
										277	A	UNI	2	0
										294	H	IPFW	1	0
										305	H	Omaha	0	0
										322	H	North Dakota	5	1
										330	N	Ark.-Pine Bluff	11	0
LAST 10 GAMES														
										274	H	North Dakota St.	2	2
										322	H	North Dakota	5	1
										143	H	Creighton	1	3
										118	H	Wyoming	1	2
										127	A	Northern Ariz.	2	3
										204	A	Grand Canyon	3	1
										251	A	Drake	1	0
										277	A	UNI	2	0

Non-Div. I Games: St. Mary (NE) 4 0 Northern St. 3 0

South Dakota

Average RPI Win: 238		WON-LOST	WINNING	LAST 10	STRENGTH OF		OPP. STRENGTH	TEAM	ADJ	CONF.	ADJ CONF.
Average RPI Loss: 179		RECORD	PCT. RANK	GAMES	SCHEDULE		OF SCHEDULE	RPI	RPI	RPI	RPI
DIV. I ONLY		5-6-2	.46154	192	3-6-1		271	191	239	.4538	239
DIV. I NON-CONF.		4-3-1	.5625	131	2-3-0		193	175	152	.50682	152
TOTALS		RPI 1-25	RPI 26-50		W-L RECORDS		RPI 51-100		RPI 101-150		RPI 150+
5-6-2	0-0-0	0-1-0		OVERALL		0-1-0		1-0-1		4-4-1	
1-1-2	0-0-0	0-0-0		HOME		0-0-0		0-0-1		1-1-1	
4-5-0	0-0-0	0-1-0		AWAY		0-1-0		1-0-0		3-3-0	
0-0-0	0-0-0	0-0-0		NEUTRAL		0-0-0		0-0-0		0-0-0	
4-3-1	0-0-0	0-1-0		NON-CONFERENCE		0-1-0		1-0-0		3-1-1	
0-0-1	0-0-0	0-0-0		HOME		0-0-0		0-0-0		0-0-1	
4-3-0	0-0-0	0-0-		AWAY		0-1-0		1-0-0		3-1-0	
0-0-0	0-0-0	0-0-0		NEUTRAL		0-0-0		0-0-0		0-0-0	
1-3-1	0-0-0	0-0-0		CONFERENCE		0-0-0		0-0-1		1-3-0	
1-1-1	0-0-0	0-0-0		HOME		0-0-0		0-0-1		1-1-0	
0-2-0	0-0-0	0-0-0		AWAY		0-0-0		0-0-0		0-2-0	
0-0-0	0-0-0	0-0-0		NEUTRAL		0-0-0		0-0-0		0-0-0	
RPI S	Opponent	Score	RPI S	Opponent	Score	RPI S	Opponent	Score	RPI S	Opponent	Score
			28 A	Oklahoma	0 5	62 A	Tulsa	1 3	113 A	UMKC	1 0
									139 H	Abilene Christian	2 2
									162 A	Missouri St.	3 2
									171 H	Louisiana Tech	2 2
									173 A	Southeastern La.	1 2
									240 A	La.-Monroe	0 1
									256 A	A&M-Corpus Christi	0 2
									296 A	Arkansas St.	2 1
									297 H	Northwestern St.	2 0
									315 H	Incarnate Word	0 1
									324 A	Mississippi Val.	10 0
LAST 10 GAMES											
			173 A	Southeastern La.	1 2	240 A	La.-Monroe	0 1			
			315 H	Incarnate Word	0 1	162 A	Missouri St.	3 2			
			139 H	Abilene Christian	2 2	28 A	Oklahoma	0 5			
			297 H	Northwestern St.	2 0	62 A	Tulsa	1 3			
			256 A	A&M-Corpus Christi	0 2	296 A	Arkansas St.	2 1			

Non-Div. I Games:

Central Ark.

Average RPI Win:	287	WON-LOST	WINNING	LAST 10	STRENGTH OF	OPP. STRENGTH	TEAM	ADJ	CONF.	ADJ CONF.			
Average RPI Loss:	162	RECORD	PCT. RANK	GAMES	SCHEDULE	OF SCHEDULE	RPI	RPI	RPI	RPI			
DIV. I ONLY	7-8-1	.46875	179	3-6-1	235	317	240	.45278	240	16	16		
DIV. I NON-CONF.	6-3-1	.65	85	2-1-1	300	325	235	.45422	235	17	17		
<hr/>													
TOTALS	RPI 1-25	RPI 26-50		W-L RECORDS		RPI 51-100		RPI 101-150		RPI 150+			
7-8-1	0-0-0	0-0-0		OVERALL		0-3-0		0-1-0		7-4-1			
3-4-0	0-0-0	0-0-0		HOME		0-2-0		0-0-0		3-2-0			
3-4-1	0-0-0	0-0-0		AWAY		0-1-0		0-1-0		3-2-1			
1-0-0	0-0-0	0-0-0		NEUTRAL		0-0-0		0-0-0		1-0-0			
<hr/>													
6-3-1	0-0-0	0-0-0		NON-CONFERENCE		0-1-0		0-0-0		6-2-1			
2-1-0	0-0-0	0-0-0		HOME		0-1-0		0-0-0		2-0-0			
3-2-1	0-0-0	0-0-		AWAY		0-0-0		0-0-0		3-2-1			
1-0-0	0-0-0	0-0-0		NEUTRAL		0-0-0		0-0-0		1-0-0			
<hr/>													
1-5-0	0-0-0	0-0-0		CONFERENCE		0-2-0		0-1-0		1-2-0			
1-3-0	0-0-0	0-0-0		HOME		0-1-0		0-0-0		1-2-0			
0-2-0	0-0-0	0-0-0		AWAY		0-1-0		0-1-0		0-0-0			
0-0-0	0-0-0	0-0-0		NEUTRAL		0-0-0		0-0-0		0-0-0			
<hr/>													
RPI	S	Opponent	Score	RPI	S	Opponent	Score	RPI	S	Opponent	Score		
				81 H Ga. Southern				1	3	133 A Troy		0	2
				92 H Stephen F. Austin				2	3	173 A Southeastern La.		0	4
				95 A South Ala.				2	7	184 H UALR		0	2
										189 H Georgia St.		2	1
										239 H Central Ark.		1	0
										245 A Nicholls St.		3	4
										267 A McNeese St.		0	0
										296 H Arkansas St.		0	1
										297 A Northwestern St.		3	0
										304 N Southern U.		5	0
										324 H Mississippi Val.		3	1
										329 A Grambling		4	0
										330 A Ark.-Pine Bluff		7	0
				LAST 10 GAMES									
184 H UALR				0	2	81 H Ga. Southern				1	3		
296 H Arkansas St.				0	1	239 H Central Ark.				1	0		
133 A Troy				0	2	324 H Mississippi Val.				3	1		
95 A South Ala.				2	7	267 A McNeese St.				0	0		
189 H Georgia St.				2	1	92 H Stephen F. Austin				2	3		

Non-Div. I Games:

La.-Monroe

Average RPI Win: 280		WON-LOST	WINNING	LAST 10	STRENGTH OF		OPP. STRENGTH	TEAM	ADJ		CONF.	ADJ CONF.
Average RPI Loss: 112		RECORD	PCT. RANK	GAMES	SCHEDULE		OF SCHEDULE	RPI	RPI		RPI	RPI
DIV. I ONLY		3-10-1	.25	290	2-8-0		108	188	242		15	15
DIV. I NON-CONF.		2-5-1	.3125	267	1-3-0		111	173	213		15	15
TOTALS		RPI 1-25	RPI 26-50		W-L RECORDS		RPI 51-100		RPI 101-150		RPI 150+	
3-10-1		0-0-0	0-2-0		OVERALL		0-4-0		0-2-0		3-2-1	
2-2-0		0-0-0	0-0-0		HOME		0-0-0		0-1-0		2-1-0	
1-8-1		0-0-0	0-2-0		AWAY		0-4-0		0-1-0		1-1-1	
0-0-0		0-0-0	0-0-0		NEUTRAL		0-0-0		0-0-0		0-0-0	
2-5-1		0-0-0	0-2-0		NON-CONFERENCE		0-2-0		0-0-0		2-1-1	
2-0-0		0-0-0	0-0-0		HOME		0-0-0		0-0-0		2-0-0	
0-5-1		0-0-0	0-0-		AWAY		0-2-0		0-0-0		0-1-1	
0-0-0		0-0-0	0-0-0		NEUTRAL		0-0-0		0-0-0		0-0-0	
1-5-0		0-0-0	0-0-0		CONFERENCE		0-2-0		0-2-0		1-1-0	
0-2-0		0-0-0	0-0-0		HOME		0-0-0		0-1-0		0-1-0	
1-3-0		0-0-0	0-0-0		AWAY		0-2-0		0-1-0		1-0-0	
0-0-0		0-0-0	0-0-0		NEUTRAL		0-0-0		0-0-0		0-0-0	
RPI S	Opponent	Score	RPI S	Opponent	Score	RPI S	Opponent	Score	RPI S	Opponent	Score	
			29 A	Michigan	0 3	64 A	Illinois St.	1 5	123 H	Western Mich.	0 1	
			31 A	DePaul	1 2	73 A	Miami (OH)	0 2	140 A	Ball St.	0 2	
						87 A	Eastern Mich.	0 2	220 A	Air Force	2 3	
						98 A	Colorado Col.	1 3	254 H	Northern Ill.	1 2	
									263 H	Oakland	2 1	
									269 A	Detroit	0 0	
									284 A	Bowling Green	1 0	
									294 H	IPFW	2 0	
LAST 10 GAMES												
			87 A	Eastern Mich.	0 2	254 H	Northern Ill.	1 2				
			284 A	Bowling Green	1 0	294 H	IPFW	2 0				
			73 A	Miami (OH)	0 2	98 A	Colorado Col.	1 3				
			140 A	Ball St.	0 2	220 A	Air Force	2 3				
			123 H	Western Mich.	0 1	29 A	Michigan	0 3				

Non-Div. I Games:

Central Mich.

Average RPI Win:	249	WON-LOST	WINNING	LAST 10	STRENGTH OF	OPP. STRENGTH	TEAM	ADJ	CONF.	ADJ CONF.	
Average RPI Loss:	153	RECORD	PCT. RANK	GAMES	SCHEDULE	OF SCHEDULE	RPI	RPI	RPI	RPI	
DIV. I ONLY	6-7-0	.46154	192	4-6-0	279	192	243	.45025	242	13	13
DIV. I NON-CONF.	5-5-0	.5	154	3-4-0	265	225	227	.45984	226	12	12
<hr/>											
TOTALS	RPI 1-25	RPI 26-50		W-L RECORDS		RPI 51-100		RPI 101-150		RPI 150+	
6-7-0	0-0-0	0-0-0		OVERALL		0-0-0		0-4-0		6-3-0	
2-2-0	0-0-0	0-0-0		HOME		0-0-0		0-1-0		2-1-0	
4-5-0	0-0-0	0-0-0		AWAY		0-0-0		0-3-0		4-2-0	
0-0-0	0-0-0	0-0-0		NEUTRAL		0-0-0		0-0-0		0-0-0	
5-5-0	0-0-0	0-0-0		NON-CONFERENCE		0-0-0		0-3-0		5-2-0	
2-2-0	0-0-0	0-0-0		HOME		0-0-0		0-1-0		2-1-0	
3-3-0	0-0-0	0-0-		AWAY		0-0-0		0-2-0		3-1-0	
0-0-0	0-0-0	0-0-0		NEUTRAL		0-0-0		0-0-0		0-0-0	
1-2-0	0-0-0	0-0-0		CONFERENCE		0-0-0		0-1-0		1-1-0	
0-0-0	0-0-0	0-0-0		HOME		0-0-0		0-0-0		0-0-0	
1-2-0	0-0-0	0-0-0		AWAY		0-0-0		0-1-0		1-1-0	
0-0-0	0-0-0	0-0-0		NEUTRAL		0-0-0		0-0-0		0-0-0	
RPI	S	Opponent	Score	RPI	S	Opponent	Score	RPI	S	Opponent	Score
								109	H	Northwestern	0 1
								119	A	Dayton	2 3
								123	A	Western Mich.	0 2
								126	A	UT Martin	2 3
								156	A	Iowa St.	1 2
								161	A	Evansville	4 1
								167	A	Saint Joseph's	3 2
								205	H	Murray St.	0 1
								236	A	George Mason	1 2
								251	A	Drake	2 1
								301	H	Western Ill.	3 1
								305	H	Omaha	4 2
								306	A	Ill.-Chicago	4 2
<hr/>											
LAST 10 GAMES											
								167	A	Saint Joseph's	3 2
								236	A	George Mason	1 2
								119	A	Dayton	2 3
								305	H	Omaha	4 2
								123	A	Western Mich.	0 2
								306	A	Ill.-Chicago	4 2
								205	H	Murray St.	0 1
								109	H	Northwestern	0 1
								301	H	Western Ill.	3 1
								156	A	Iowa St.	1 2

Non-Div. I Games:

Saint Louis

Average RPI Win:	242	WON-LOST	WINNING	LAST 10	STRENGTH OF	OPP. STRENGTH	TEAM	ADJ	CONF.	ADJ CONF.	
Average RPI Loss:	149	RECORD	PCT. RANK	GAMES	SCHEDULE	OF SCHEDULE	RPI	RPI	RPI	RPI	
DIV. I ONLY	5-7-1	.42308	217	4-5-1	243	231	241	.45008	243	13	13
DIV. I NON-CONF.	4-5-1	.45	190	3-3-1	229	272	232	.45601	234	12	12
TOTALS	RPI 1-25	RPI 26-50	W-L RECORDS	RPI 51-100	RPI 101-150	RPI 150+					
5-7-1	0-0-0	0-0-0	OVERALL	0-2-0	1-1-0	4-4-1					
3-2-0	0-0-0	0-0-0	HOME	0-0-0	0-0-0	3-2-0					
0-4-1	0-0-0	0-0-0	AWAY	0-1-0	0-1-0	0-2-1					
2-1-0	0-0-0	0-0-0	NEUTRAL	0-1-0	1-0-0	1-0-0					
4-5-1	0-0-0	0-0-0	NON-CONFERENCE	0-2-0	1-0-0	3-3-1					
2-1-0	0-0-0	0-0-0	HOME	0-0-0	0-0-0	2-1-0					
0-3-1	0-0-0	0-0-	AWAY	0-1-0	0-0-0	0-2-1					
2-1-0	0-0-0	0-0-0	NEUTRAL	0-1-0	1-0-0	1-0-0					
1-2-0	0-0-0	0-0-0	CONFERENCE	0-0-0	0-1-0	1-1-0					
1-1-0	0-0-0	0-0-0	HOME	0-0-0	0-0-0	1-1-0					
0-1-0	0-0-0	0-0-0	AWAY	0-0-0	0-1-0	0-0-0					
0-0-0	0-0-0	0-0-0	NEUTRAL	0-0-0	0-0-0	0-0-0					
RPI	S	Opponent	Score	RPI	S	Opponent	Score	RPI	S	Opponent	Score

Non-Div. I Games:

St. Bonaventure

Average RPI Win: 233		WON-LOST RECORD	WINNING PCT. RANK		LAST 10 GAMES	STRENGTH OF SCHEDULE	OPP. STRENGTH OF SCHEDULE	TEAM RPI	ADJ RPI		CONF. RPI	ADJ CONF. RPI						
Average RPI Loss: 138																		
DIV. I ONLY		4-10-1	.3	277	4-5-1	138	210	244	.45001	244	22	23						
DIV. I NON-CONF.		0-8-0	0	323	0-4-0	139	68	293	.39229	292	23	23						
<hr/>																		
TOTALS		RPI 1-25		RPI 26-50		W-L RECORDS		RPI 51-100		RPI 101-150		RPI 150+						
4-10-1		0-1-0		0-2-0		OVERALL		0-0-0		1-2-0		3-5-1						
3-4-0		0-1-0		0-1-0		HOME		0-0-0		1-0-0		2-2-0						
1-6-1		0-0-0		0-1-0		AWAY		0-0-0		0-2-0		1-3-1						
0-0-0		0-0-0		0-0-0		NEUTRAL		0-0-0		0-0-0		0-0-0						
0-8-0		0-1-0		0-2-0		NON-CONFERENCE		0-0-0		0-1-0		0-4-0						
0-3-0		0-1-0		0-1-0		HOME		0-0-0		0-0-0		0-1-0						
0-5-0		0-0-0		0-0-		AWAY		0-0-0		0-1-0		0-3-0						
0-0-0		0-0-0		0-0-0		NEUTRAL		0-0-0		0-0-0		0-0-0						
4-2-1		0-0-0		0-0-0		CONFERENCE		0-0-0		1-1-0		3-1-1						
3-1-0		0-0-0		0-0-0		HOME		0-0-0		1-0-0		2-1-0						
1-1-1		0-0-0		0-0-0		AWAY		0-0-0		0-1-0		1-0-1						
0-0-0		0-0-0		0-0-0		NEUTRAL		0-0-0		0-0-0		0-0-0						
RPI	S	Opponent		Score		RPI	S	Opponent		Score		RPI	S	Opponent		Score		
17	H	Washington St.		0	1	30	A	Arizona		0	3	116	A	Montana		0	1	
						45	H	TCU		0	2	127	H	Northern Ariz.		2	1	
												138	A	St. Mary's (CA)		0	3	
												159	A	Gonzaga		0	5	
												169	A	Seattle		1	2	
												191	H	Northern Colo.		3	2	
												204	A	Grand Canyon		1	2	
												207	H	Boise St.		0	2	
												213	A	Southern Utah		2	2	
												293	A	Eastern Wash.		1	0	
												293	H	Eastern Wash.		0	4	
												322	H	North Dakota		1	0	
<hr/>																		
LAST 10 GAMES																		
293 A Eastern Wash.						1	0	191 H Northern Colo.						3	2			
116 A Montana						0	1	30 A Arizona						0	3			
127 H Northern Ariz.						2	1	204 A Grand Canyon						1	2			
213 A Southern Utah						2	2	17 H Washington St.						0	1			
322 H North Dakota						1	0	138 A St. Mary's (CA)						0	3			

Non-Div. I Games:

Idaho

Average RPI Win: 279		WON-LOST	WINNING	LAST 10	STRENGTH OF		OPP. STRENGTH	TEAM	ADJ		CONF.	ADJ CONF.	
Average RPI Loss: 157		RECORD	PCT. RANK	GAMES	SCHEDULE		OF SCHEDULE	RPI	RPI		RPI	RPI	
DIV. I ONLY		7-5-0	.58333	115	6-4-0		315	229	247	.44895	245	23	22
DIV. I NON-CONF.		4-3-0	.57143	127	3-2-0		293	273	233	.45659	232	22	21
TOTALS		RPI 1-25	RPI 26-50		W-L RECORDS		RPI 51-100		RPI 101-150		RPI 150+		
7-5-0		0-0-0	0-0-0		OVERALL		0-2-0		0-1-0		7-2-0		
2-0-0		0-0-0	0-0-0		HOME		0-0-0		0-0-0		2-0-0		
4-5-0		0-0-0	0-0-0		AWAY		0-2-0		0-1-0		4-2-0		
1-0-0		0-0-0	0-0-0		NEUTRAL		0-0-0		0-0-0		1-0-0		
4-3-0		0-0-0	0-0-0		NON-CONFERENCE		0-2-0		0-0-0		4-1-0		
1-0-0		0-0-0	0-0-0		HOME		0-0-0		0-0-0		1-0-0		
2-3-0		0-0-0	0-0-		AWAY		0-2-0		0-0-0		2-1-0		
1-0-0		0-0-0	0-0-0		NEUTRAL		0-0-0		0-0-0		1-0-0		
3-2-0		0-0-0	0-0-0		CONFERENCE		0-0-0		0-1-0		3-1-0		
1-0-0		0-0-0	0-0-0		HOME		0-0-0		0-0-0		1-0-0		
2-2-0		0-0-0	0-0-0		AWAY		0-0-0		0-1-0		2-1-0		
0-0-0		0-0-0	0-0-0		NEUTRAL		0-0-0		0-0-0		0-0-0		
RPI S	Opponent	Score	RPI S	Opponent	Score	RPI S	Opponent	Score	RPI S	Opponent	Score		
						95 A	South Ala.	0 3	139 A	Abilene Christian	0 3		
						100 A	LSU	0 3	184 A	UALR	1 3		
									237 A	Lamar	2 0		
									240 H	La.-Monroe	4 3		
									249 A	Southern Miss.	2 1		
									256 H	A&M-Corpus Christi	1 0		
									267 A	McNeese St.	2 3		
									315 A	Incarnate Word	3 1		
									327 A	Alcorn	4 0		
									330 N	Ark.-Pine Bluff	8 0		
LAST 10 GAMES													
						237 A	Lamar	2 0	327 A	Alcorn	4 0		
						315 A	Incarnate Word	3 1	240 H	La.-Monroe	4 3		
						139 A	Abilene Christian	0 3	100 A	LSU	0 3		
						256 H	A&M-Corpus Christi	1 0	330 N	Ark.-Pine Bluff	8 0		
						267 A	McNeese St.	2 3	184 A	UALR	1 3		

Non-Div. I Games:

Nicholls St.

Average RPI Win: 262		WON-LOST	WINNING	LAST 10	STRENGTH OF	OPP. STRENGTH	TEAM	ADJ	CONF.	ADJ CONF.		
Average RPI Loss: 164		RECORD	PCT. RANK	GAMES	SCHEDULE	OF SCHEDULE	RPI	RPI	RPI	RPI		
DIV. I ONLY		5-8-1	.39286	233	4-5-1	222	258	248	.44827	246	20	20
DIV. I NON-CONF.		4-6-0	.4	220	3-3-0	198	277	236	.45332	236	19	19
<hr/>												
TOTALS		RPI 1-25		RPI 26-50		W-L RECORDS		RPI 51-100		RPI 101-150		RPI 150+
5-8-1		0-0-0		0-0-0		OVERALL		0-1-0		0-2-0		5-5-1
3-3-1		0-0-0		0-0-0		HOME		0-1-0		0-1-0		3-1-1
2-5-0		0-0-0		0-0-0		AWAY		0-0-0		0-1-0		2-4-0
0-0-0		0-0-0		0-0-0		NEUTRAL		0-0-0		0-0-0		0-0-0
4-6-0		0-0-0		0-0-0		NON-CONFERENCE		0-1-0		0-1-0		4-4-0
2-3-0		0-0-0		0-0-0		HOME		0-1-0		0-1-0		2-1-0
2-3-0		0-0-0		0-0-		AWAY		0-0-0		0-0-0		2-3-0
0-0-0		0-0-0		0-0-0		NEUTRAL		0-0-0		0-0-0		0-0-0
1-2-1		0-0-0		0-0-0		CONFERENCE		0-0-0		0-1-0		1-1-1
1-0-1		0-0-0		0-0-0		HOME		0-0-0		0-0-0		1-0-1
0-2-0		0-0-0		0-0-0		AWAY		0-0-0		0-1-0		0-1-0
0-0-0		0-0-0		0-0-0		NEUTRAL		0-0-0		0-0-0		0-0-0
RPI	S	Opponent	Score	RPI	S	Opponent	Score	RPI	S	Opponent	Score	

Non-Div. I Games:

Binghamton

Average RPI Win: 261		WON-LOST	WINNING	LAST 10	STRENGTH OF		OPP. STRENGTH	TEAM	ADJ		CONF.	ADJ CONF.	
Average RPI Loss: 176		RECORD	PCT. RANK	GAMES	SCHEDULE		OF SCHEDULE	RPI	RPI		RPI	RPI	
DIV. I ONLY		5-6-2	.46154	192	5-3-1		261	288	246	.44823	247	27	27
DIV. I NON-CONF.		2-4-1	.35714	243	2-1-0		290	227	279	.40893	279	30	30
TOTALS		RPI 1-25	RPI 26-50		W-L RECORDS		RPI 51-100		RPI 101-150		RPI 150+		
5-6-2		0-0-0	0-0-0		OVERALL		0-1-0		1-1-0		4-4-2		
3-2-1		0-0-0	0-0-0		HOME		0-0-0		1-1-0		2-1-1		
2-4-1		0-0-0	0-0-0		AWAY		0-1-0		0-0-0		2-3-1		
0-0-0		0-0-0	0-0-0		NEUTRAL		0-0-0		0-0-0		0-0-0		
2-4-1		0-0-0	0-0-0		NON-CONFERENCE		0-0-0		1-1-0		1-3-1		
1-2-0		0-0-0	0-0-0		HOME		0-0-0		1-1-0		0-1-0		
1-2-1		0-0-0	0-0-		AWAY		0-0-0		0-0-0		1-2-1		
0-0-0		0-0-0	0-0-0		NEUTRAL		0-0-0		0-0-0		0-0-0		
3-2-1		0-0-0	0-0-0		CONFERENCE		0-1-0		0-0-0		3-1-1		
2-0-1		0-0-0	0-0-0		HOME		0-0-0		0-0-0		2-0-1		
1-2-0		0-0-0	0-0-0		AWAY		0-1-0		0-0-0		1-1-0		
0-0-0		0-0-0	0-0-0		NEUTRAL		0-0-0		0-0-0		0-0-0		
RPI	S	Opponent	Score	RPI	S	Opponent	Score	RPI	S	Opponent	Score		
						93 A Liberty	1 2			137 H Old Dominion	0 1		
										150 H Appalachian St.	2 1		
										160 A East Tenn. St.	2 3		
										164 H Villanova	0 1		
										208 A Towson	0 3		
										214 H Campbell	2 2		
										234 H Longwood	5 1		
										289 A Presbyterian	1 0		
										291 A UNC Asheville	0 1		
										313 A Howard	1 1		
										316 H Charleston So.	3 2		
										318 A VMI	1 0		
LAST 10 GAMES													
						291 A UNC Asheville	0 1			289 A Presbyterian	1 0		
						93 A Liberty	1 2			150 H Appalachian St.	2 1		
						234 H Longwood	5 1			318 A VMI	1 0		
						214 H Campbell	2 2			137 H Old Dominion	0 1		
						316 H Charleston So.	3 2			208 A Towson	0 3		

Non-Div. I Games: Southern Va. 7 0

Radford

Average RPI Win: 242		WON-LOST RECORD		WINNING PCT. RANK		LAST 10 GAMES		STRENGTH OF SCHEDULE		OPP. STRENGTH OF SCHEDULE		TEAM RPI		ADJ RPI		CONF. RPI		ADJ CONF. RPI	
DIV. I ONLY		4-10-1		.3 277		3-7-0		161		154		249		.44823 247		17		17	
DIV. I NON-CONF.		3-5-1		.38889 231		2-2-0		102		146		186		.49319 186		16		16	
TOTALS		RPI 1-25		RPI 26-50		W-L RECORDS		RPI 51-100		RPI 101-150		RPI 150+							
4-10-1		0-0-0		0-4-0		OVERALL		0-1-0		1-2-0		3-3-1							
3-4-1		0-0-0		0-1-0		HOME		0-0-0		1-1-0		2-2-1							
1-4-0		0-0-0		0-2-0		AWAY		0-0-0		0-1-0		1-1-0							
0-2-0		0-0-0		0-1-0		NEUTRAL		0-1-0		0-0-0		0-0-0							
3-5-1		0-0-0		0-3-0		NON-CONFERENCE		0-1-0		1-1-0		2-0-1							
2-1-1		0-0-0		0-0-0		HOME		0-0-0		1-1-0		1-0-1							
1-2-0		0-0-0		0-0-		AWAY		0-0-0		0-0-0		1-0-0							
0-2-0		0-0-0		0-1-0		NEUTRAL		0-1-0		0-0-0		0-0-0							
1-5-0		0-0-0		0-1-0		CONFERENCE		0-0-0		0-1-0		1-3-0							
1-3-0		0-0-0		0-1-0		HOME		0-0-0		0-0-0		1-2-0							
0-2-0		0-0-0		0-0-0		AWAY		0-0-0		0-1-0		0-1-0							
0-0-0		0-0-0		0-0-0		NEUTRAL		0-0-0		0-0-0		0-0-0							
RPI S	Opponent	Score		RPI S	Opponent	Score		RPI S	Opponent	Score		RPI S	Opponent	Score					
				30 A	Arizona	0	4	92 N	Stephen F. Austin	0	3	118 A	Wyoming	0	4				
				33 A	Texas	1	5					136 H	San Francisco	0	3				
				35 N	Arizona St.	0	5					138 H	St. Mary's (CA)	2	1				
				42 H	San Diego St.	1	5					210 H	Denver	1	1				
												217 H	New Mexico	0	1				
												257 H	San Jose St.	2	1				
												258 A	Colorado St.	0	1				
												266 H	UC Davis	1	0				
												281 H	Fresno St.	2	3				
												307 A	Sacramento St.	1	0				
LAST 10 GAMES																			
				217 H	New Mexico	0	1	118 A	Wyoming	0	4								
				42 H	San Diego St.	1	5	266 H	UC Davis	1	0								
				281 H	Fresno St.	2	3	35 N	Arizona St.	0	5								
				257 H	San Jose St.	2	1	30 A	Arizona	0	4								
				258 A	Colorado St.	0	1	138 H	St. Mary's (CA)	2	1								

Non-Div. I Games:

Nevada

Average RPI Win:	313	WON-LOST	WINNING	LAST 10	STRENGTH OF	OPP. STRENGTH	TEAM	ADJ	CONF.	ADJ CONF.	
Average RPI Loss:	135	RECORD	PCT. RANK	GAMES	SCHEDULE	OF SCHEDULE	RPI	RPI	RPI	RPI	
DIV. I ONLY	5-8-2	.4	229	3-5-2	225	263	251	.4478	249	11	11
DIV. I NON-CONF.	5-4-0	.55556	138	3-1-0	284	326	240	.44905	238	11	11
<hr/>											
TOTALS	RPI 1-25	RPI 26-50		W-L RECORDS		RPI 51-100		RPI 101-150		RPI 150+	
5-8-2	0-0-0	0-0-0		OVERALL		0-4-0		0-1-1		5-3-1	
4-1-2	0-0-0	0-0-0		HOME		0-0-0		0-0-1		4-1-1	
1-7-0	0-0-0	0-0-0		AWAY		0-4-0		0-1-0		1-2-0	
0-0-0	0-0-0	0-0-0		NEUTRAL		0-0-0		0-0-0		0-0-0	
5-4-0	0-0-0	0-0-0		NON-CONFERENCE		0-1-0		0-0-0		5-3-0	
4-1-0	0-0-0	0-0-0		HOME		0-0-0		0-0-0		4-1-0	
1-3-0	0-0-0	0-0-		AWAY		0-1-0		0-0-0		1-2-0	
0-0-0	0-0-0	0-0-0		NEUTRAL		0-0-0		0-0-0		0-0-0	
0-4-2	0-0-0	0-0-0		CONFERENCE		0-3-0		0-1-1		0-0-1	
0-0-2	0-0-0	0-0-0		HOME		0-0-0		0-0-1		0-0-1	
0-4-0	0-0-0	0-0-0		AWAY		0-3-0		0-1-0		0-0-0	
0-0-0	0-0-0	0-0-0		NEUTRAL		0-0-0		0-0-0		0-0-0	
RPI	S	Opponent	Score	RPI	S	Opponent	Score	RPI	S	Opponent	Score
						66 A Rice	0 4	137 A Old Dominion		0 1	
						69 A North Texas	0 4	143 H Middle Tenn.		2 2	
						89 A Charlotte	1 2	166 H UAB		1 1	
						95 A South Ala.	0 6	173 A Southeastern La.		1 2	
								203 A Mississippi St.		1 2	
								245 H Nicholls St.		1 2	
								296 H Arkansas St.		1 0	
								304 H Southern U.		4 0	
								319 H Jackson St.		5 0	
								321 A Alabama A&M		3 1	
								324 H Mississippi Val.		8 0	
<hr/>											
				LAST 10 GAMES							
						89 A Charlotte	1 2	66 A Rice		0 4	
						137 A Old Dominion	0 1	304 H Southern U.		4 0	
						143 H Middle Tenn.	2 2	321 A Alabama A&M		3 1	
						166 H UAB	1 1	296 H Arkansas St.		1 0	
						69 A North Texas	0 4	173 A Southeastern La.		1 2	

Non-Div. I Games:

Southern Miss.

Average RPI Win: 257		WON-LOST RECORD		WINNING PCT. RANK		LAST 10 GAMES		STRENGTH OF SCHEDULE		OPP. STRENGTH OF SCHEDULE		TEAM RPI		ADJ RPI		CONF. RPI		ADJ CONF. RPI	
DIV. I ONLY		5-8-1		.39286 233		1-3-1		234		190		245		.44761 250		20		20	
DIV. I NON-CONF.		3-6-0		.33333 252		0-1-0		205		193		246		.44087 249		19		19	
TOTALS		RPI 1-25		RPI 26-50		W-L RECORDS		RPI 51-100		RPI 101-150		RPI 150+							
5-8-1		0-0-0		0-1-0		OVERALL		0-2-0		0-2-0		5-3-1							
3-2-1		0-0-0		0-0-0		HOME		0-0-0		0-1-0		3-1-1							
2-5-0		0-0-0		0-1-0		AWAY		0-1-0		0-1-0		2-2-0							
0-1-0		0-0-0		0-0-0		NEUTRAL		0-1-0		0-0-0		0-0-0							
3-6-0		0-0-0		0-1-0		NON-CONFERENCE		0-2-0		0-1-0		3-2-0							
2-2-0		0-0-0		0-0-0		HOME		0-0-0		0-1-0		2-1-0							
1-3-0		0-0-0		0-0-		AWAY		0-1-0		0-0-0		1-1-0							
0-1-0		0-0-0		0-0-0		NEUTRAL		0-1-0		0-0-0		0-0-0							
2-2-1		0-0-0		0-0-0		CONFERENCE		0-0-0		0-1-0		2-1-1							
1-0-1		0-0-0		0-0-0		HOME		0-0-0		0-0-0		1-0-1							
1-2-0		0-0-0		0-0-0		AWAY		0-0-0		0-1-0		1-1-0							
0-0-0		0-0-0		0-0-0		NEUTRAL		0-0-0		0-0-0		0-0-0							
RPI S	Opponent	Score		RPI S	Opponent	Score		RPI S	Opponent	Score		RPI S	Opponent	Score					
				27 A	Colgate	0	2	79 A	Northeastern	0	3	110 A	Hartford	1	5				
								90 N	Syracuse	0	4	117 H	Holy Cross	0	2				
												219 A	Lafayette	0	1				
												226 H	Stony Brook	3	1				
												230 H	Albany (NY)	2	2				
												233 H	Siena	2	0				
												243 H	St. Bonaventure	1	0				
												246 A	Binghamton	0	4				
												265 H	Marist	1	2				
												272 A	Vermont	1	0				
												311 A	Delaware St.	2	1				
LAST 10 GAMES																			
				265 H	Marist	1	2	226 H	Stony Brook	3	1								
				272 A	Vermont	1	0	243 H	St. Bonaventure	1	0								
				230 H	Albany (NY)	2	2	117 H	Holy Cross	0	2								
				246 A	Binghamton	0	4	219 A	Lafayette	0	1								
				110 A	Hartford	1	5	27 A	Colgate	0	2								

Non-Div. I Games:

UMass Lowell

Average RPI Win: 254		WON-LOST	WINNING	LAST 10	STRENGTH OF		OPP. STRENGTH	TEAM	ADJ	CONF.	ADJ CONF.		
Average RPI Loss: 197		RECORD	PCT. RANK	GAMES	SCHEDULE		OF SCHEDULE	RPI	RPI	RPI	RPI		
DIV. I ONLY		6-7-2	.46667	180	4-4-2		270	281	253	.44657	251	18	18
DIV. I NON-CONF.		6-6-0	.5	154	4-3-0		255	287	234	.45636	233	18	18
TOTALS		RPI 1-25	RPI 26-50		W-L RECORDS		RPI 51-100		RPI 101-150		RPI 150+		
6-7-2	0-0-0	0-0-0		OVERALL		0-0-0		1-1-0		5-6-2			
3-3-0	0-0-0	0-0-0		HOME		0-0-0		0-0-0		3-3-0			
2-3-2	0-0-0	0-0-0		AWAY		0-0-0		0-1-0		2-2-2			
1-1-0	0-0-0	0-0-0		NEUTRAL		0-0-0		1-0-0		0-1-0			
6-6-0	0-0-0	0-0-0		NON-CONFERENCE		0-0-0		1-1-0		5-5-0			
3-2-0	0-0-0	0-0-0		HOME		0-0-0		0-0-0		3-2-0			
2-3-0	0-0-0	0-0-		AWAY		0-0-0		0-1-0		2-2-0			
1-1-0	0-0-0	0-0-0		NEUTRAL		0-0-0		1-0-0		0-1-0			
0-1-2	0-0-0	0-0-0		CONFERENCE		0-0-0		0-0-0		0-1-2			
0-1-0	0-0-0	0-0-0		HOME		0-0-0		0-0-0		0-1-0			
0-0-2	0-0-0	0-0-0		AWAY		0-0-0		0-0-0		0-0-2			
0-0-0	0-0-0	0-0-0		NEUTRAL		0-0-0		0-0-0		0-0-0			
RPI S	Opponent	Score	RPI S	Opponent	Score	RPI S	Opponent	Score	RPI S	Opponent	Score		
									143 A	Creighton	3 4		
									148 N	Utah Valley	1 0		
									156 A	Iowa St.	0 2		
									161 H	Evansville	0 1		
									207 N	Boise St.	0 3		
									215 A	SIUE	2 1		
									229 A	South Dakota St.	2 3		
									238 H	South Dakota	0 1		
									242 H	Saint Louis	1 2		
									261 A	Loyola Chicago	0 0		
									274 H	North Dakota St.	3 0		
									277 A	UNI	2 2		
									281 H	Fresno St.	2 1		
									301 A	Western Ill.	2 0		
305 H	Omaha	2 1											
LAST 10 GAMES			LAST 10 GAMES			LAST 10 GAMES			LAST 10 GAMES				
305 H	Omaha	2 1	274 H	North Dakota St.	3 0	305 H	Omaha	2 1	274 H	North Dakota St.	3 0		
261 A	Loyola Chicago	0 0	156 A	Iowa St.	0 2	261 A	Loyola Chicago	0 0	156 A	Iowa St.	0 2		
277 A	UNI	2 2	301 A	Western Ill.	2 0	277 A	UNI	2 2	301 A	Western Ill.	2 0		
161 H	Evansville	0 1	215 A	SIUE	2 1	161 H	Evansville	0 1	215 A	SIUE	2 1		
238 H	South Dakota	0 1	143 A	Creighton	3 4	238 H	South Dakota	0 1	143 A	Creighton	3 4		

Non-Div. I Games:

Drake

Houston Baptist

Houston Baptist

Average RPI Win: 257		WON-LOST RECORD		WINNING PCT. RANK		LAST 10 GAMES		STRENGTH OF SCHEDULE		OPP. STRENGTH OF SCHEDULE		TEAM RPI		ADJ RPI		CONF. RPI		ADJ CONF. RPI	
DIV. I ONLY		5-9-1		.36667 248		5-4-1		193		245		250		.44566 252		21		21	
DIV. I NON-CONF.		2-8-0		.2 291		2-3-0		214		224		284		.40068 284		20		20	
TOTALS		RPI 1-25		RPI 26-50		W-L RECORDS		RPI 51-100		RPI 101-150		RPI 150+							
5-9-1		0-0-0		0-1-0		OVERALL		0-2-0		0-1-0		5-5-1							
3-5-0		0-0-0		0-1-0		HOME		0-1-0		0-0-0		3-3-0							
2-3-1		0-0-0		0-0-0		AWAY		0-1-0		0-0-0		2-2-1							
0-1-0		0-0-0		0-0-0		NEUTRAL		0-0-0		0-1-0		0-0-0							
2-8-0		0-0-0		0-1-0		NON-CONFERENCE		0-1-0		0-1-0		2-5-0							
1-4-0		0-0-0		0-1-0		HOME		0-0-0		0-0-0		1-3-0							
1-3-0		0-0-0		0-0-		AWAY		0-1-0		0-0-0		1-2-0							
0-1-0		0-0-0		0-0-0		NEUTRAL		0-0-0		0-1-0		0-0-0							
3-1-1		0-0-0		0-0-0		CONFERENCE		0-1-0		0-0-0		3-0-1							
2-1-0		0-0-0		0-0-0		HOME		0-1-0		0-0-0		2-0-0							
1-0-1		0-0-0		0-0-0		AWAY		0-0-0		0-0-0		1-0-1							
0-0-0		0-0-0		0-0-0		NEUTRAL		0-0-0		0-0-0		0-0-0							
RPI S	Opponent	Score		RPI S	Opponent	Score		RPI S	Opponent	Score		RPI S	Opponent	Score					
				32 H	Boston College	0	5	55 H	FGCU	0	3	133 N	Troy	0	1				
								95 A	South Ala.	0	1	151 A	Lipscomb	0	0				
												176 H	Kennesaw St.	1	0				
												183 H	High Point	3	4				
												186 H	FIU	0	3				
												189 A	Georgia St.	0	1				
												200 H	Davidson	2	1				
												219 H	Lafayette	0	1				
												283 A	Northern Ky.	2	1				
												298 A	Citadel	2	1				
												316 A	Charleston So.	0	1				
												326 H	USC Upstate	2	0				
LAST 10 GAMES																			
				176 H	Kennesaw St.	1	0	55 H	FGCU	0	3								
				326 H	USC Upstate	2	0	133 N	Troy	0	1								
				283 A	Northern Ky.	2	1	95 A	South Ala.	0	1								
				151 A	Lipscomb	0	0	189 A	Georgia St.	0	1								
				200 H	Davidson	2	1	298 A	Citadel	2	1								

Non-Div. I Games:

North Florida

Average RPI Win: 253		WON-LOST	WINNING	LAST 10	STRENGTH OF		OPP. STRENGTH	TEAM	ADJ	CONF.	ADJ CONF.
Average RPI Loss: 190		RECORD	PCT. RANK	GAMES	SCHEDULE		OF SCHEDULE	RPI	RPI	RPI	RPI
DIV. I ONLY		5-7-2	.42857	205	5-3-2		255	235	252	.44554	254
DIV. I NON-CONF.		2-6-0	.25	277	2-2-0		285	296	307	.37734	307
TOTALS		RPI 1-25	RPI 26-50		W-L RECORDS		RPI 51-100		RPI 101-150		RPI 150+
5-7-2		0-0-0	0-0-0		OVERALL		0-1-1		0-1-1		5-5-0
3-2-2		0-0-0	0-0-0		HOME		0-0-1		0-0-1		3-2-0
2-4-0		0-0-0	0-0-0		AWAY		0-1-0		0-1-0		2-2-0
0-1-0		0-0-0	0-0-0		NEUTRAL		0-0-0		0-0-0		0-1-0
2-6-0		0-0-0	0-0-0		NON-CONFERENCE		0-1-0		0-1-0		2-4-0
2-2-0		0-0-0	0-0-0		HOME		0-0-0		0-0-0		2-2-0
0-3-0		0-0-0	0-0-		AWAY		0-1-0		0-1-0		0-1-0
0-1-0		0-0-0	0-0-0		NEUTRAL		0-0-0		0-0-0		0-1-0
3-1-2		0-0-0	0-0-0		CONFERENCE		0-0-1		0-0-1		3-1-0
1-0-2		0-0-0	0-0-0		HOME		0-0-1		0-0-1		1-0-0
2-1-0		0-0-0	0-0-0		AWAY		0-0-0		0-0-0		2-1-0
0-0-0		0-0-0	0-0-0		NEUTRAL		0-0-0		0-0-0		0-0-0
RPI S	Opponent	Score	RPI S	Opponent	Score	RPI S	Opponent	Score	RPI S	Opponent	Score
						64 A	Illinois St.	1 4	131 H	Kent St.	1 1
						65 H	Buffalo	0 0	146 A	Hawaii	2 3
									169 N	Seattle	1 4
									190 A	Toledo	2 1
									196 H	Ohio	2 0
									201 A	Akron	0 1
									215 H	SIUE	0 1
									232 H	Green Bay	0 4
									241 A	Central Mich.	2 1
									301 A	Western Ill.	0 2
									305 H	Omaha	1 0
									331 H	Chicago St.	5 0
LAST 10 GAMES											
						201 A	Akron	0 1	241 A	Central Mich.	2 1
						65 H	Buffalo	0 0	232 H	Green Bay	0 4
						196 H	Ohio	2 0	215 H	SIUE	0 1
						131 H	Kent St.	1 1	331 H	Chicago St.	5 0
						190 A	Toledo	2 1	305 H	Omaha	1 0

Non-Div. I Games:

Northern Ill.

Average RPI Win:	243	WON-LOST	WINNING	LAST 10	STRENGTH OF	OPP. STRENGTH	TEAM	ADJ	CONF.	ADJ CONF.					
Average RPI Loss:	160	RECORD	PCT. RANK	GAMES	SCHEDULE	OF SCHEDULE	RPI	RPI	RPI	RPI					
DIV. I ONLY	5-8-1	.39286	233	5-4-1	231	247	257	.44545	255	26	26				
DIV. I NON-CONF.	3-6-0	.33333	252	3-2-0	252	178	263	.4283	262	28	25				
<hr/>															
TOTALS	RPI 1-25	RPI 26-50		W-L RECORDS		RPI 51-100		RPI 101-150		RPI 150+					
5-8-1	0-0-0	0-0-0		OVERALL		0-1-0		0-3-0		5-4-1					
4-3-0	0-0-0	0-0-0		HOME		0-0-0		0-1-0		4-2-0					
1-4-1	0-0-0	0-0-0		AWAY		0-1-0		0-2-0		1-1-1					
0-1-0	0-0-0	0-0-0		NEUTRAL		0-0-0		0-0-0		0-1-0					
<hr/>															
3-6-0	0-0-0	0-0-0		NON-CONFERENCE		0-1-0		0-3-0		3-2-0					
3-2-0	0-0-0	0-0-0		HOME		0-0-0		0-1-0		3-1-0					
0-3-0	0-0-0	0-0-		AWAY		0-1-0		0-2-0		0-0-0					
0-1-0	0-0-0	0-0-0		NEUTRAL		0-0-0		0-0-0		0-1-0					
<hr/>															
2-2-1	0-0-0	0-0-0		CONFERENCE		0-0-0		0-0-0		2-2-1					
1-1-0	0-0-0	0-0-0		HOME		0-0-0		0-0-0		1-1-0					
1-1-1	0-0-0	0-0-0		AWAY		0-0-0		0-0-0		1-1-1					
0-0-0	0-0-0	0-0-0		NEUTRAL		0-0-0		0-0-0		0-0-0					
<hr/>															
RPI	S	Opponent	Score	RPI	S	Opponent	Score	RPI	S	Opponent	Score				
				85 A Wake Forest 0 1				106 H Louisville 1 2							
								123 A Western Mich. 0 1							
								127 A Northern Ariz. 0 1							
								174 H Morehead St. 1 0							
								194 A Milwaukee 1 0							
								196 H Ohio 0 1							
								199 A Cleveland St. 0 1							
								213 N Southern Utah 0 1							
								232 H Green Bay 0 1							
								269 H Detroit 2 0							
								282 A Youngstown St. 1 1							
								287 H Saint Francis (PA) 2 1							
								290 H Tennessee Tech 5 0							
				<hr/>											
								LAST 10 GAMES							
				194 A Milwaukee 1 0				174 H Morehead St. 1 0							
				199 A Cleveland St. 0 1				290 H Tennessee Tech 5 0							
				232 H Green Bay 0 1				213 N Southern Utah 0 1							
				269 H Detroit 2 0				127 A Northern Ariz. 0 1							
				282 A Youngstown St. 1 1				287 H Saint Francis (PA) 2 1							

Non-Div. I Games:

Wright St.

Average RPI Win: 261		WON-LOST RECORD		WINNING PCT. RANK		LAST 10 GAMES		STRENGTH OF SCHEDULE		OPP. STRENGTH OF SCHEDULE		TEAM RPI		ADJ RPI		CONF. RPI		ADJ CONF. RPI	
DIV. I ONLY		3-5-3		.40909 227		3-5-2		257		226		261		.44385 256		23		22	
DIV. I NON-CONF.		1-2-2		.4 220		1-2-1		225		103		225		.46114 222		22		21	
TOTALS		RPI 1-25		RPI 26-50		W-L RECORDS		RPI 51-100		RPI 101-150		RPI 150+							
3-5-3		0-0-0		0-1-0		OVERALL		0-0-0		0-1-0		3-3-3							
2-1-1		0-0-0		0-1-0		HOME		0-0-0		0-0-0		2-0-1							
1-4-2		0-0-0		0-0-0		AWAY		0-0-0		0-1-0		1-3-2							
0-0-0		0-0-0		0-0-0		NEUTRAL		0-0-0		0-0-0		0-0-0							
1-2-2		0-0-0		0-1-0		NON-CONFERENCE		0-0-0		0-1-0		1-0-2							
0-1-1		0-0-0		0-1-0		HOME		0-0-0		0-0-0		0-0-1							
1-1-1		0-0-0		0-0-		AWAY		0-0-0		0-1-0		1-0-1							
0-0-0		0-0-0		0-0-0		NEUTRAL		0-0-0		0-0-0		0-0-0							
2-3-1		0-0-0		0-0-0		CONFERENCE		0-0-0		0-0-0		2-3-1							
2-0-0		0-0-0		0-0-0		HOME		0-0-0		0-0-0		2-0-0							
0-3-1		0-0-0		0-0-0		AWAY		0-0-0		0-0-0		0-3-1							
0-0-0		0-0-0		0-0-0		NEUTRAL		0-0-0		0-0-0		0-0-0							
RPI S	Opponent	Score		RPI S	Opponent	Score		RPI S	Opponent	Score		RPI S	Opponent	Score					
				33 H	Texas	0	6			102 A	Texas St.	0	2						
										170 H	UTSA	0	0						
										173 A	Southeastern La.	1	3						
										188 A	Houston	0	0						
										237 H	Lamar	4	0						
										239 H	Central Ark.	2	0						
										245 A	Nicholls St.	0	1						
										267 A	McNeese St.	0	1						
										308 A	Texas Southern	3	0						
										315 A	Incarnate Word	1	1						
LAST 10 GAMES																			
				237 H	Lamar	4	0	173 A	Southeastern La.	1	3								
				315 A	Incarnate Word	1	1	170 H	UTSA	0	0								
				267 A	McNeese St.	0	1	33 H	Texas	0	6								
				239 H	Central Ark.	2	0	102 A	Texas St.	0	2								
				245 A	Nicholls St.	0	1	308 A	Texas Southern	3	0								

Non-Div. I Games:

A&M-Corpus Christi

Average RPI Win:	235	WON-LOST RECORD	WINNING PCT. RANK	LAST 10 GAMES	STRENGTH OF SCHEDULE	OPP. STRENGTH OF SCHEDULE	TEAM RPI	ADJ RPI	CONF. RPI	ADJ CONF. RPI		
DIV. I ONLY		4-7-3	.39286	233	3-4-3	237	227	259	.44383	257	17	17
DIV. I NON-CONF.		3-3-2	.5	154	2-0-2	292	223	242	.44337	244	16	16
<hr/>												
TOTALS	RPI 1-25	RPI 26-50		W-L RECORDS		RPI 51-100		RPI 101-150		RPI 150+		
4-7-3	0-0-0	0-1-0		OVERALL		0-0-0		1-1-2		3-5-1		
1-3-1	0-0-0	0-1-0		HOME		0-0-0		0-0-0		1-2-1		
3-4-2	0-0-0	0-0-0		AWAY		0-0-0		1-1-2		2-3-0		
0-0-0	0-0-0	0-0-0		NEUTRAL		0-0-0		0-0-0		0-0-0		
3-3-2	0-0-0	0-0-0		NON-CONFERENCE		0-0-0		1-0-2		2-3-0		
1-2-0	0-0-0	0-0-0		HOME		0-0-0		0-0-0		1-2-0		
2-1-2	0-0-0	0-0-		AWAY		0-0-0		1-0-2		1-1-0		
0-0-0	0-0-0	0-0-0		NEUTRAL		0-0-0		0-0-0		0-0-0		
1-4-1	0-0-0	0-1-0		CONFERENCE		0-0-0		0-1-0		1-2-1		
0-1-1	0-0-0	0-1-0		HOME		0-0-0		0-0-0		0-0-1		
1-3-0	0-0-0	0-0-0		AWAY		0-0-0		0-1-0		1-2-0		
0-0-0	0-0-0	0-0-0		NEUTRAL		0-0-0		0-0-0		0-0-0		
RPI	S	Opponent	Score	RPI	S	Opponent	Score	RPI	S	Opponent	Score	
				42	H	San Diego St.	0 1					
								132	A	Portland St.	1 0	
								136	A	San Francisco	1 1	
								142	A	Utah St.	0 1	
								149	A	UC Santa Barbara	0 0	
								157	A	UNLV	0 3	
								168	H	Cal Poly	0 2	
								207	A	Boise St.	1 0	
								217	H	New Mexico	1 1	
								237	H	Lamar	0 1	
								247	A	Nevada	1 2	
								266	A	UC Davis	0 1	
								295	A	Pacific	4 0	
								307	H	Sacramento St.	1 0	
<hr/>												
LAST 10 GAMES												
				207	A	Boise St.	1 0	42	H	San Diego St.	0 1	
				142	A	Utah St.	0 1	132	A	Portland St.	1 0	
				157	A	UNLV	0 3	136	A	San Francisco	1 1	
				247	A	Nevada	1 2	149	A	UC Santa Barbara	0 0	
				217	H	New Mexico	1 1	295	A	Pacific	4 0	

Non-Div. I Games:

San Jose St.

Average RPI Win: 231		WON-LOST RECORD		WINNING PCT. RANK		LAST 10 GAMES		STRENGTH OF SCHEDULE		OPP. STRENGTH OF SCHEDULE		TEAM RPI		ADJ RPI		CONF. RPI		ADJ CONF. RPI			
DIV. I ONLY		4-10-0		.28571 282		3-7-0		145		195		256		.44315 258		17		17			
DIV. I NON-CONF.		2-6-0		.25 277		1-3-0		123		205		241		.44455 241		16		16			
TOTALS		RPI 1-25		RPI 26-50		W-L RECORDS		RPI 51-100		RPI 101-150		RPI 150+									
4-10-0		0-0-0		0-1-0		OVERALL		0-2-0		0-4-0		4-3-0									
4-5-0		0-0-0		0-0-0		HOME		0-2-0		0-2-0		4-1-0									
0-4-0		0-0-0		0-1-0		AWAY		0-0-0		0-2-0		0-1-0									
0-1-0		0-0-0		0-0-0		NEUTRAL		0-0-0		0-0-0		0-1-0									
2-6-0		0-0-0		0-1-0		NON-CONFERENCE		0-1-0		0-3-0		2-1-0									
2-3-0		0-0-0		0-0-0		HOME		0-1-0		0-2-0		2-0-0									
0-2-0		0-0-0		0-0-		AWAY		0-0-0		0-1-0		0-0-0									
0-1-0		0-0-0		0-0-0		NEUTRAL		0-0-0		0-0-0		0-1-0									
2-4-0		0-0-0		0-0-0		CONFERENCE		0-1-0		0-1-0		2-2-0									
2-2-0		0-0-0		0-0-0		HOME		0-1-0		0-0-0		2-1-0									
0-2-0		0-0-0		0-0-0		AWAY		0-0-0		0-1-0		0-1-0									
0-0-0		0-0-0		0-0-0		NEUTRAL		0-0-0		0-0-0		0-0-0									
RPI	S	Opponent		Score		RPI	S	Opponent		Score		RPI	S	Opponent		Score					
				46	A	Colorado		0	2	68	H	Iowa		0	4	116	A	Montana		0	2
										98	H	Colorado Col.		2	3	132	H	Portland St.		0	3
																142	A	Utah St.		0	1
																145	H	SMU		0	1
																157	H	UNLV		0	1
																191	H	Northern Colo.		1	0
																207	A	Boise St.		1	4
																220	H	Air Force		1	0
																247	H	Nevada		1	0
																264	H	Col. of Charleston		1	0
																293	N	Eastern Wash.		0	2
LAST 10 GAMES																					
				98	H	Colorado Col.		2	3	157	H	UNLV		0	1						
				220	H	Air Force		1	0	293	N	Eastern Wash.		0	2						
				142	A	Utah St.		0	1	116	A	Montana		0	2						
				207	A	Boise St.		1	4	264	H	Col. of Charleston		1	0						
				247	H	Nevada		1	0	145	H	SMU		0	1						

Non-Div. I Games:

Colorado St.

Average RPI Win: 261		WON-LOST RECORD		WINNING PCT. RANK		LAST 10 GAMES		STRENGTH OF SCHEDULE		OPP. STRENGTH OF SCHEDULE		TEAM RPI		ADJ RPI		CONF. RPI		ADJ CONF. RPI	
DIV. I ONLY		6-6-2		.5 159		3-5-2		298		219		258		.44283 259		29		29	
DIV. I NON-CONF.		4-5-1		.45 190		1-4-1		179		226		207		.47484 209		26		27	
TOTALS		RPI 1-25		RPI 26-50		W-L RECORDS		RPI 51-100		RPI 101-150		RPI 150+							
6-6-2		0-0-0		0-0-0		OVERALL		0-2-0		1-0-1		5-4-1							
4-2-1		0-0-0		0-0-0		HOME		0-0-0		0-0-0		4-2-1							
2-4-1		0-0-0		0-0-0		AWAY		0-2-0		1-0-1		1-2-0							
0-0-0		0-0-0		0-0-0		NEUTRAL		0-0-0		0-0-0		0-0-0							
4-5-1		0-0-0		0-0-0		NON-CONFERENCE		0-2-0		1-0-1		3-3-0							
3-2-0		0-0-0		0-0-0		HOME		0-0-0		0-0-0		3-2-0							
1-3-1		0-0-0		0-0-		AWAY		0-2-0		1-0-1		0-1-0							
0-0-0		0-0-0		0-0-0		NEUTRAL		0-0-0		0-0-0		0-0-0							
2-1-1		0-0-0		0-0-0		CONFERENCE		0-0-0		0-0-0		2-1-1							
1-0-1		0-0-0		0-0-0		HOME		0-0-0		0-0-0		1-0-1							
1-1-0		0-0-0		0-0-0		AWAY		0-0-0		0-0-0		1-1-0							
0-0-0		0-0-0		0-0-0		NEUTRAL		0-0-0		0-0-0		0-0-0							
RPI S	Opponent	Score		RPI S	Opponent	Score		RPI S	Opponent	Score		RPI S	Opponent	Score					
								61 A	Rhode Island	2	3	110 A	Hartford	2	2				
								75 A	Drexel	0	1	115 A	Cornell	2	1				
												158 H	Rider	1	4				
												175 A	Manhattan	0	2				
												226 H	Stony Brook	2	0				
												270 H	Bryant	0	0				
												286 H	Iona	1	0				
												287 A	Saint Francis (PA)	0	1				
												302 A	Robert Morris	1	0				
												311 H	Delaware St.	0	1				
												314 H	Mt. St. Mary's	1	0				
												325 H	Saint Peter's	2	0				
LAST 10 GAMES																			
								270 H	Bryant	0	0	75 A	Drexel	0	1				
								314 H	Mt. St. Mary's	1	0	61 A	Rhode Island	2	3				
								302 A	Robert Morris	1	0	311 H	Delaware St.	0	1				
								287 A	Saint Francis (PA)	0	1	110 A	Hartford	2	2				
								115 A	Cornell	2	1	158 H	Rider	1	4				

Non-Div. I Games:

Wagner

Average RPI Win: 273		WON-LOST	WINNING	LAST 10	STRENGTH OF	OPP. STRENGTH	TEAM	ADJ	CONF.	ADJ CONF.			
Average RPI Loss: 143		RECORD	PCT. RANK	GAMES	SCHEDULE	OF SCHEDULE	RPI	RPI	RPI	RPI			
DIV. I ONLY		3-7-4	.35714	255	2-4-4	198	246	260	.44263	260	20	20	
DIV. I NON-CONF.		2-6-1	.27778	274	1-3-1	150	242	248	.44064	250	19	19	
<hr/>													
TOTALS		RPI 1-25		RPI 26-50		W-L RECORDS		RPI 51-100		RPI 101-150		RPI 150+	
3-7-4		0-0-0		0-0-0		OVERALL		0-3-0		0-1-0		3-3-4	
2-2-2		0-0-0		0-0-0		HOME		0-1-0		0-0-0		2-1-2	
1-5-2		0-0-0		0-0-0		AWAY		0-2-0		0-1-0		1-2-2	
0-0-0		0-0-0		0-0-0		NEUTRAL		0-0-0		0-0-0		0-0-0	
2-6-1		0-0-0		0-0-0		NON-CONFERENCE		0-3-0		0-1-0		2-2-1	
2-2-0		0-0-0		0-0-0		HOME		0-1-0		0-0-0		2-1-0	
0-4-1		0-0-0		0-0-		AWAY		0-2-0		0-1-0		0-1-1	
0-0-0		0-0-0		0-0-0		NEUTRAL		0-0-0		0-0-0		0-0-0	
1-1-3		0-0-0		0-0-0		CONFERENCE		0-0-0		0-0-0		1-1-3	
0-0-2		0-0-0		0-0-0		HOME		0-0-0		0-0-0		0-0-2	
1-1-1		0-0-0		0-0-0		AWAY		0-0-0		0-0-0		1-1-1	
0-0-0		0-0-0		0-0-0		NEUTRAL		0-0-0		0-0-0		0-0-0	
RPI	S	Opponent	Score	RPI	S	Opponent	Score	RPI	S	Opponent	Score		
						61 A	Rhode Island	0	3	117 A	Holy Cross	0	1
						79 H	Northeastern	0	4	180 A	Central Conn. St.	3	3
						88 A	Fairfield	1	2	185 A	Fordham	0	2
										198 A	UMBC	0	1
										226 A	Stony Brook	1	0
										231 H	New Hampshire	0	0
										246 A	Binghamton	0	0
										270 H	Bryant	0	1
										272 H	Vermont	1	1
										274 H	North Dakota St.	1	0
										320 H	Quinnipiac	1	0
<hr/>													
LAST 10 GAMES													
						198 A	UMBC	0	1	61 A	Rhode Island	0	3
						272 H	Vermont	1	1	180 A	Central Conn. St.	3	3
						231 H	New Hampshire	0	0	274 H	North Dakota St.	1	0
						226 A	Stony Brook	1	0	79 H	Northeastern	0	4
						246 A	Binghamton	0	0	117 A	Holy Cross	0	1

Non-Div. I Games:

Maine

Average RPI Win: 247		WON-LOST	WINNING	LAST 10	STRENGTH OF		OPP. STRENGTH	TEAM	ADJ	CONF.	ADJ CONF.
Average RPI Loss: 153		RECORD	PCT. RANK	GAMES	SCHEDULE		OF SCHEDULE	RPI	RPI	RPI	RPI
DIV. I ONLY		4-10-1	.3	277	2-7-1		133	261	254	.44193	261
DIV. I NON-CONF.		3-9-0	.25	277	1-6-0		146	263	256	.43079	258
TOTALS		RPI 1-25	RPI 26-50		W-L RECORDS		RPI 51-100		RPI 101-150		RPI 150+
4-10-1	0-0-0	0-2-0		OVERALL		0-2-0		0-1-0		4-5-1	
1-4-1	0-0-0	0-1-0		HOME		0-1-0		0-1-0		1-1-1	
1-6-0	0-0-0	0-1-0		AWAY		0-1-0		0-0-0		1-4-0	
2-0-0	0-0-0	0-0-0		NEUTRAL		0-0-0		0-0-0		2-0-0	
3-9-0	0-0-0	0-2-0		NON-CONFERENCE		0-1-0		0-1-0		3-5-0	
1-3-0	0-0-0	0-1-0		HOME		0-0-0		0-1-0		1-1-0	
0-6-0	0-0-0	0-0-		AWAY		0-1-0		0-0-0		0-4-0	
2-0-0	0-0-0	0-0-0		NEUTRAL		0-0-0		0-0-0		2-0-0	
1-1-1	0-0-0	0-0-0		CONFERENCE		0-1-0		0-0-0		1-0-1	
0-1-1	0-0-0	0-0-0		HOME		0-1-0		0-0-0		0-0-1	
1-0-0	0-0-0	0-0-0		AWAY		0-0-0		0-0-0		1-0-0	
0-0-0	0-0-0	0-0-0		NEUTRAL		0-0-0		0-0-0		0-0-0	
RPI S	Opponent	Score	RPI S	Opponent	Score	RPI S	Opponent	Score	RPI S	Opponent	Score
31 A	DePaul	0 4	64 H	Illinois St.	1 2	123 H	Western Mich.	0 1	178 N	Fairleigh Dickinson	3 1
35 H	Arizona St.	1 3	91 A	Marquette	0 3	179 A	Valparaiso	1 2	194 H	Milwaukee	1 2
						217 A	New Mexico	2 4	232 N	Green Bay	1 0
						251 H	Drake	0 0	278 A	Indiana St.	2 0
						294 A	IPFW	1 2	301 H	Western Ill.	4 0
						306 A	Ill.-Chicago	0 1	306 A	Ill.-Chicago	0 1
LAST 10 GAMES											
64 H	Illinois St.	1 2	294 A	IPFW	1 2						
251 H	Drake	0 0	194 H	Milwaukee	1 2						
179 A	Valparaiso	1 2	31 A	DePaul	0 4						
306 A	Ill.-Chicago	0 1	217 A	New Mexico	2 4						
278 A	Indiana St.	2 0	232 N	Green Bay	1 0						

Non-Div. I Games:

Loyola Chicago

Average RPI Win: 241		WON-LOST	WINNING	LAST 10	STRENGTH OF	OPP. STRENGTH	TEAM	ADJ	CONF.	ADJ CONF.													
Average RPI Loss: 114		RECORD	PCT. RANK	GAMES	SCHEDULE	OF SCHEDULE	RPI	RPI	RPI	RPI													
DIV. I ONLY		2-9-3	.25	290	0-6-3	148	153	262	.43952	262	9	9											
DIV. I NON-CONF.		2-5-2	.33333	252	0-2-2	151	215	230	.4586	231	8	8											
<hr/>																							
TOTALS		RPI 1-25		RPI 26-50		W-L RECORDS		RPI 51-100		RPI 101-150		RPI 150+											
2-9-3		0-1-0		0-1-0		OVERALL		0-2-0		0-2-0		2-3-3											
0-3-1		0-1-0		0-1-0		HOME		0-0-0		0-1-0		0-0-1											
2-5-2		0-0-0		0-0-0		AWAY		0-2-0		0-1-0		2-2-2											
0-1-0		0-0-0		0-0-0		NEUTRAL		0-0-0		0-0-0		0-1-0											
2-5-2		0-1-0		0-0-0		NON-CONFERENCE		0-1-0		0-1-0		2-2-2											
0-1-1		0-1-0		0-0-0		HOME		0-0-0		0-0-0		0-0-1											
2-3-1		0-0-0		0-0-		AWAY		0-1-0		0-1-0		2-1-1											
0-1-0		0-0-0		0-0-0		NEUTRAL		0-0-0		0-0-0		0-1-0											
0-4-1		0-0-0		0-1-0		CONFERENCE		0-1-0		0-1-0		0-1-1											
0-2-0		0-0-0		0-1-0		HOME		0-0-0		0-1-0		0-0-0											
0-2-1		0-0-0		0-0-0		AWAY		0-1-0		0-0-0		0-1-1											
0-0-0		0-0-0		0-0-0		NEUTRAL		0-0-0		0-0-0		0-0-0											
RPI	S	Opponent		Score		RPI	S	Opponent		Score		RPI	S	Opponent		Score							
14	H	Pepperdine		0 2		40	H	Georgetown		0 1		91	A	Marquette		0 1							
												97	A	Cincinnati		0 2							
												108	H	St. John's (NY)		0 2							
												111	A	James Madison		1 2							
												164	A	Villanova		0 1							
												174	H	Morehead St.		0 0							
												187	A	Seton Hall		0 0							
												190	A	Toledo		0 1							
												196	A	Ohio		3 2							
												208	N	Towson		0 2							
												283	A	Northern Ky.		1 1							
												285	A	IUPUI		2 0							
<hr/>																							
LAST 10 GAMES																							
187 A Seton Hall						0 0						174 H Morehead St.						0 0					
91 A Marquette						0 1						97 A Cincinnati						0 2					
164 A Villanova						0 1						14 H Pepperdine						0 2					
40 H Georgetown						0 1						283 A Northern Ky.						1 1					
108 H St. John's (NY)						0 2						196 A Ohio						3 2					

Non-Div. I Games: Ohio Northern 2 1

Xavier

Average RPI Win: 275		WON-LOST	WINNING	LAST 10	STRENGTH OF		OPP. STRENGTH	TEAM	ADJ	CONF.	ADJ CONF.
Average RPI Loss: 143		RECORD	PCT. RANK	GAMES	SCHEDULE		OF SCHEDULE	RPI	RPI	RPI	RPI
DIV. I ONLY		3-9-1	.26923	287	3-6-1		159	205	264	.43658	263
DIV. I NON-CONF.		1-7-1	.16667	300	1-4-1		170	110	270	.42211	269
TOTALS		RPI 1-25	RPI 26-50		W-L RECORDS		RPI 51-100		RPI 101-150		RPI 150+
3-9-1	0-1-0	0-0-0		OVERALL		0-3-0		0-1-1		3-4-0	
2-2-0	0-0-0	0-0-0		HOME		0-2-0		0-0-0		2-0-0	
1-7-1	0-1-0	0-0-0		AWAY		0-1-0		0-1-1		1-4-0	
0-0-0	0-0-0	0-0-0		NEUTRAL		0-0-0		0-0-0		0-0-0	
1-7-1	0-1-0	0-0-0		NON-CONFERENCE		0-3-0		0-1-1		1-2-0	
0-2-0	0-0-0	0-0-0		HOME		0-2-0		0-0-0		0-0-0	
1-5-1	0-1-0	0-0-		AWAY		0-1-0		0-1-1		1-2-0	
0-0-0	0-0-0	0-0-0		NEUTRAL		0-0-0		0-0-0		0-0-0	
2-2-0	0-0-0	0-0-0		CONFERENCE		0-0-0		0-0-0		2-2-0	
2-0-0	0-0-0	0-0-0		HOME		0-0-0		0-0-0		2-0-0	
0-2-0	0-0-0	0-0-0		AWAY		0-0-0		0-0-0		0-2-0	
0-0-0	0-0-0	0-0-0		NEUTRAL		0-0-0		0-0-0		0-0-0	
RPI S	Opponent	Score		RPI S	Opponent	Score		RPI S	Opponent	Score	
24 A	Notre Dame	0 3						123 A	Western Mich.	0 4	
								131 A	Kent St.	1 1	
								179 A	Valparaiso	0 3	
								220 A	Air Force	1 5	
								232 H	Green Bay	2 1	
								241 A	Central Mich.	1 2	
								282 A	Youngstown St.	0 1	
								287 A	Saint Francis (PA)	4 1	
								306 H	Ill.-Chicago	1 0	
				LAST 10 GAMES							
				306 H	Ill.-Chicago	1 0		131 A	Kent St.	1 1	
				282 A	Youngstown St.	0 1		220 A	Air Force	1 5	
				232 H	Green Bay	2 1		98 A	Colorado Col.	0 1	
				179 A	Valparaiso	0 3		241 A	Central Mich.	1 2	
				287 A	Saint Francis (PA)	4 1		52 H	Michigan St.	0 1	

Non-Div. I Games: Saginaw Valley 4 0

Oakland

Average RPI Win: 289		WON-LOST RECORD		WINNING PCT. RANK		LAST 10 GAMES		STRENGTH OF SCHEDULE		OPP. STRENGTH OF SCHEDULE		TEAM RPI		ADJ RPI		CONF. RPI		ADJ CONF. RPI	
DIV. I ONLY		5-9-1		.36667 248		3-6-1		249		204		263		.43564 264		10		10	
DIV. I NON-CONF.		4-5-0		.44444 194		2-2-0		275		279		254		.43422 254		9		9	
TOTALS		RPI 1-25		RPI 26-50		W-L RECORDS		RPI 51-100		RPI 101-150		RPI 150+							
5-9-1		0-0-0		0-1-0		OVERALL		0-3-0		0-1-0		5-4-1							
3-3-0		0-0-0		0-0-0		HOME		0-2-0		0-0-0		3-1-0							
1-4-1		0-0-0		0-0-0		AWAY		0-1-0		0-1-0		1-2-1							
1-2-0		0-0-0		0-1-0		NEUTRAL		0-0-0		0-0-0		1-1-0							
4-5-0		0-0-0		0-1-0		NON-CONFERENCE		0-1-0		0-0-0		4-3-0							
2-2-0		0-0-0		0-0-0		HOME		0-1-0		0-0-0		2-1-0							
1-1-0		0-0-0		0-0-		AWAY		0-0-0		0-0-0		1-1-0							
1-2-0		0-0-0		0-1-0		NEUTRAL		0-0-0		0-0-0		1-1-0							
1-4-1		0-0-0		0-0-0		CONFERENCE		0-2-0		0-1-0		1-1-1							
1-1-0		0-0-0		0-0-0		HOME		0-1-0		0-0-0		1-0-0							
0-3-1		0-0-0		0-0-0		AWAY		0-1-0		0-1-0		0-1-1							
0-0-0		0-0-0		0-0-0		NEUTRAL		0-0-0		0-0-0		0-0-0							
RPI	S	Opponent		Score		RPI	S	Opponent		Score		RPI	S	Opponent		Score			
						37	N	Boston U.	0	1									

Non-Div. I Games:

Col. of Charleston

Average RPI Win: 250		WON-LOST RECORD	WINNING PCT. RANK		LAST 10 GAMES	STRENGTH OF SCHEDULE	OPP. STRENGTH OF SCHEDULE	TEAM RPI	ADJ RPI	CONF. RPI	ADJ CONF. RPI		
Average RPI Loss: 128													
DIV. I ONLY		1-7-3	.22727	299	1-6-3	139	177	265	.4341	265	25	25	
DIV. I NON-CONF.		1-5-0	.16667	300	1-4-0	228	89	283	.40331	282	25	26	
<hr/>													
TOTALS		RPI 1-25		RPI 26-50		W-L RECORDS		RPI 51-100		RPI 101-150		RPI 150+	
1-7-3		0-0-0		0-0-0		OVERALL		0-3-0		0-1-0		1-3-3	
0-4-1		0-0-0		0-0-0		HOME		0-2-0		0-1-0		0-1-1	
1-2-2		0-0-0		0-0-0		AWAY		0-1-0		0-0-0		1-1-2	
0-1-0		0-0-0		0-0-0		NEUTRAL		0-0-0		0-0-0		0-1-0	
1-5-0		0-0-0		0-0-0		NON-CONFERENCE		0-2-0		0-1-0		1-2-0	
0-3-0		0-0-0		0-0-0		HOME		0-1-0		0-1-0		0-1-0	
1-1-0		0-0-0		0-0-		AWAY		0-1-0		0-0-0		1-0-0	
0-1-0		0-0-0		0-0-0		NEUTRAL		0-0-0		0-0-0		0-1-0	
0-2-3		0-0-0		0-0-0		CONFERENCE		0-1-0		0-0-0		0-1-3	
0-1-1		0-0-0		0-0-0		HOME		0-1-0		0-0-0		0-0-1	
0-1-2		0-0-0		0-0-0		AWAY		0-0-0		0-0-0		0-1-2	
0-0-0		0-0-0		0-0-0		NEUTRAL		0-0-0		0-0-0		0-0-0	
RPI	S	Opponent	Score	RPI	S	Opponent	Score	RPI	S	Opponent	Score		
						77 H	Providence	0	1	115 H	Cornell	0	1
						84 A	Navy	1	2	158 A	Rider	2	2
						88 H	Fairfield	0	4	172 N	Delaware	0	1
										175 A	Manhattan	1	2
										187 H	Seton Hall	0	2
										233 H	Siena	1	1
										250 A	UMass Lowell	2	1
										286 A	Iona	1	1
<hr/>													
LAST 10 GAMES													
						286 A	Iona	1	1	77 H	Providence	0	1
						88 H	Fairfield	0	4	172 N	Delaware	0	1
						233 H	Siena	1	1	84 A	Navy	1	2
						175 A	Manhattan	1	2	115 H	Cornell	0	1
						158 A	Rider	2	2	250 A	UMass Lowell	2	1

Non-Div. I Games:

Marist

Average RPI Win: 263		WON-LOST RECORD	WINNING PCT. RANK	LAST 10 GAMES	STRENGTH OF SCHEDULE	OPP. STRENGTH OF SCHEDULE	TEAM RPI	ADJ RPI	CONF. RPI	ADJ CONF. RPI			
Average RPI Loss: 138													
DIV. I ONLY		4-8-3	.36667	248	1-6-3	265	180	266	.43212	266	14	14	
DIV. I NON-CONF.		3-7-1	.31818	263	0-5-1	276	192	276	.41102	277	13	13	
<hr/>													
TOTALS		RPI 1-25		RPI 26-50		W-L RECORDS		RPI 51-100		RPI 101-150		RPI 150+	
4-8-3		0-0-0		0-3-0		OVERALL		0-0-0		0-2-1		4-3-2	
2-2-3		0-0-0		0-1-0		HOME		0-0-0		0-1-1		2-0-2	
2-5-0		0-0-0		0-2-0		AWAY		0-0-0		0-1-0		2-2-0	
0-1-0		0-0-0		0-0-0		NEUTRAL		0-0-0		0-0-0		0-1-0	
3-7-1		0-0-0		0-3-0		NON-CONFERENCE		0-0-0		0-1-0		3-3-1	
2-2-1		0-0-0		0-1-0		HOME		0-0-0		0-1-0		2-0-1	
1-4-0		0-0-0		0-0-		AWAY		0-0-0		0-0-0		1-2-0	
0-1-0		0-0-0		0-0-0		NEUTRAL		0-0-0		0-0-0		0-1-0	
1-1-2		0-0-0		0-0-0		CONFERENCE		0-0-0		0-1-1		1-0-1	
0-0-2		0-0-0		0-0-0		HOME		0-0-0		0-0-1		0-0-1	
1-1-0		0-0-0		0-0-0		AWAY		0-0-0		0-1-0		1-0-0	
0-0-0		0-0-0		0-0-0		NEUTRAL		0-0-0		0-0-0		0-0-0	
RPI	S	Opponent	Score	RPI	S	Opponent	Score	RPI	S	Opponent	Score		
				38	H	Utah	0 1			135	H	UC Riverside	0 0
				42	A	San Diego St.	0 2			136	H	San Francisco	0 1
				49	A	Santa Clara	1 3			149	A	UC Santa Barbara	2 3
										168	A	Cal Poly	2 0
										211	H	Cal St. Fullerton	1 1
										220	A	Air Force	0 1
										221	N	Southeast Mo. St.	0 2
										247	A	Nevada	0 1
										257	H	San Jose St.	1 0
										295	H	Pacific	0 0
										307	A	Sacramento St.	1 0
										320	H	Quinnipiac	1 0
<hr/>													
LAST 10 GAMES													
				149	A	UC Santa Barbara	2 3	49	A	Santa Clara	1 3		
				168	A	Cal Poly	2 0	247	A	Nevada	0 1		
				211	H	Cal St. Fullerton	1 1	38	H	Utah	0 1		
				135	H	UC Riverside	0 0	136	H	San Francisco	0 1		
				295	H	Pacific	0 0	220	A	Air Force	0 1		

Non-Div. I Games:

UC Davis

Average RPI Win: 284		WON-LOST RECORD		WINNING PCT. RANK		LAST 10 GAMES		STRENGTH OF SCHEDULE		OPP. STRENGTH OF SCHEDULE		TEAM RPI		ADJ RPI		CONF. RPI		ADJ CONF. RPI	
DIV. I ONLY		5-8-1		.39286 233		4-5-1		238		315		267		.43114 267		23		22	
DIV. I NON-CONF.		2-4-1		.35714 243		1-1-1		289		308		286		.39762 285		22		21	
TOTALS		RPI 1-25		RPI 26-50		W-L RECORDS		RPI 51-100		RPI 101-150		RPI 150+							
5-8-1		0-0-0		0-0-0		OVERALL		0-1-0		0-0-0		5-7-1							
5-2-1		0-0-0		0-0-0		HOME		0-1-0		0-0-0		5-1-1							
0-6-0		0-0-0		0-0-0		AWAY		0-0-0		0-0-0		0-6-0							
0-0-0		0-0-0		0-0-0		NEUTRAL		0-0-0		0-0-0		0-0-0							
2-4-1		0-0-0		0-0-0		NON-CONFERENCE		0-0-0		0-0-0		2-4-1							
2-1-1		0-0-0		0-0-0		HOME		0-0-0		0-0-0		2-1-1							
0-3-0		0-0-0		0-0-		AWAY		0-0-0		0-0-0		0-3-0							
0-0-0		0-0-0		0-0-0		NEUTRAL		0-0-0		0-0-0		0-0-0							
3-4-0		0-0-0		0-0-0		CONFERENCE		0-1-0		0-0-0		3-3-0							
3-1-0		0-0-0		0-0-0		HOME		0-1-0		0-0-0		3-0-0							
0-3-0		0-0-0		0-0-0		AWAY		0-0-0		0-0-0		0-3-0							
0-0-0		0-0-0		0-0-0		NEUTRAL		0-0-0		0-0-0		0-0-0							
RPI	S	Opponent		Score	RPI	S	Opponent		Score	RPI	S	Opponent		Score					
										92	H	Stephen F. Austin			0	1			
										163	A	La.-Lafayette			0	3			
										170	A	UTSA			3	4			
										173	A	Southeastern La.			0	1			
										188	H	Houston			0	2			
										235	A	Sam Houston St.			2	4			
										240	H	La.-Monroe			0	0			
										245	H	Nicholls St.			3	2			
										252	A	Houston Baptist			1	2			
										256	H	A&M-Corpus Christi			1	0			
										297	H	Northwestern St.			2	1			
										304	H	Southern U.			1	0			
										317	H	Prairie View			1	0			
319	A	Jackson St.			0	1													
LAST 10 GAMES																			
297 H Northwestern St.					2	1	173 A Southeastern La.					0	1						
92 H Stephen F. Austin					0	1	245 H Nicholls St.					3	2						
252 A Houston Baptist					1	2	240 H La.-Monroe					0	0						
256 H A&M-Corpus Christi					1	0	304 H Southern U.					1	0						
235 A Sam Houston St.					2	4	170 A UTSA					3	4						

Non-Div. I Games:

McNeese St.

Average RPI Win:	264	WON-LOST RECORD	WINNING PCT. RANK	LAST 10 GAMES	STRENGTH OF SCHEDULE	OPP. STRENGTH OF SCHEDULE	TEAM RPI	ADJ RPI	CONF. RPI	ADJ CONF. RPI		
DIV. I ONLY		4-9-0	.30769	274	3-7-0	226	216	268	.42888	268	24	24
DIV. I NON-CONF.		1-7-0	.125	312	0-5-0	196	152	290	.39646	287	24	24
<hr/>												
TOTALS	RPI 1-25	RPI 26-50		W-L RECORDS		RPI 51-100		RPI 101-150		RPI 150+		
4-9-0	0-0-0	0-1-0		OVERALL		0-1-0		0-2-0		4-5-0		
2-4-0	0-0-0	0-1-0		HOME		0-1-0		0-1-0		2-1-0		
2-4-0	0-0-0	0-0-0		AWAY		0-0-0		0-1-0		2-3-0		
0-1-0	0-0-0	0-0-0		NEUTRAL		0-0-0		0-0-0		0-1-0		
<hr/>												
1-7-0	0-0-0	0-1-0		NON-CONFERENCE		0-1-0		0-2-0		1-3-0		
1-4-0	0-0-0	0-1-0		HOME		0-1-0		0-1-0		1-1-0		
0-2-0	0-0-0	0-0-		AWAY		0-0-0		0-1-0		0-1-0		
0-1-0	0-0-0	0-0-0		NEUTRAL		0-0-0		0-0-0		0-1-0		
<hr/>												
3-2-0	0-0-0	0-0-0		CONFERENCE		0-0-0		0-0-0		3-2-0		
1-0-0	0-0-0	0-0-0		HOME		0-0-0		0-0-0		1-0-0		
2-2-0	0-0-0	0-0-0		AWAY		0-0-0		0-0-0		2-2-0		
0-0-0	0-0-0	0-0-0		NEUTRAL		0-0-0		0-0-0		0-0-0		
<hr/>												
RPI	S	Opponent	Score	RPI	S	Opponent	Score	RPI	S	Opponent	Score	
				43	H	Ole Miss	0 2	67	H	Alabama	0 5	
								104	H	Samford	1 3	
								143	A	Middle Tenn.	0 2	
								151	H	Lipscomb	0 2	
								161	A	Evansville	0 3	
								174	A	Morehead St.	1 2	
								176	N	Kennesaw St.	0 1	
								215	A	SIUE	1 0	
								221	A	Southeast Mo. St.	1 0	
								292	H	Eastern Ky.	3 1	
								310	A	Eastern Ill.	1 3	
								328	H	Chattanooga	5 2	
				LAST 10 GAMES								
				215	A	SIUE	1 0	104	H	Samford	1 3	
				221	A	Southeast Mo. St.	1 0	43	H	Ole Miss	0 2	
				310	A	Eastern Ill.	1 3	143	A	Middle Tenn.	0 2	
				174	A	Morehead St.	1 2	176	N	Kennesaw St.	0 1	
				292	H	Eastern Ky.	3 1	151	H	Lipscomb	0 2	

Non-Div. I Games:

Austin Peay

Average RPI Win: 273		WON-LOST RECORD		WINNING PCT. RANK		LAST 10 GAMES		STRENGTH OF SCHEDULE		OPP. STRENGTH OF SCHEDULE		TEAM RPI		ADJ RPI		CONF. RPI		ADJ CONF. RPI	
DIV. I ONLY		5-5-1		.5 159		5-4-1		318		186		269		.42762 269		26		26	
DIV. I NON-CONF.		2-4-1		.35714 243		2-3-1		317		131		295		.39204 293		28		25	
TOTALS		RPI 1-25		RPI 26-50		W-L RECORDS		RPI 51-100		RPI 101-150		RPI 150+							
5-5-1		0-0-0		0-1-0		OVERALL		0-0-0		0-0-0		5-4-1							
2-0-1		0-0-0		0-0-0		HOME		0-0-0		0-0-0		2-0-1							
3-5-0		0-0-0		0-1-0		AWAY		0-0-0		0-0-0		3-4-0							
0-0-0		0-0-0		0-0-0		NEUTRAL		0-0-0		0-0-0		0-0-0							
2-4-1		0-0-0		0-1-0		NON-CONFERENCE		0-0-0		0-0-0		2-3-1							
0-0-1		0-0-0		0-0-0		HOME		0-0-0		0-0-0		0-0-1							
2-4-0		0-0-0		0-0-		AWAY		0-0-0		0-0-0		2-3-0							
0-0-0		0-0-0		0-0-0		NEUTRAL		0-0-0		0-0-0		0-0-0							
3-1-0		0-0-0		0-0-0		CONFERENCE		0-0-0		0-0-0		3-1-0							
2-0-0		0-0-0		0-0-0		HOME		0-0-0		0-0-0		2-0-0							
1-1-0		0-0-0		0-0-0		AWAY		0-0-0		0-0-0		1-1-0							
0-0-0		0-0-0		0-0-0		NEUTRAL		0-0-0		0-0-0		0-0-0							
RPI	S	Opponent		Score		RPI	S	Opponent		Score		RPI	S	Opponent		Score			
						46	A	Colorado		0 3									
												190	A	Toledo		1 3			
												196	A	Ohio		1 3			
												199	H	Cleveland St.		2 1			
												210	A	Denver		0 1			
												241	H	Central Mich.		0 0			
												255	A	Wright St.		0 2			
												282	H	Youngstown St.		1 0			
												284	A	Bowling Green		3 0			
												294	A	IPFW		2 0			
												306	A	Ill.-Chicago		1 0			
LAST 10 GAMES																			
						282	H	Youngstown St.		1 0		196	A	Ohio		1 3			
						306	A	Ill.-Chicago		1 0		46	A	Colorado		0 3			
						255	A	Wright St.		0 2		210	A	Denver		0 1			
						199	H	Cleveland St.		2 1		241	H	Central Mich.		0 0			
						284	A	Bowling Green		3 0		294	A	IPFW		2 0			

Non-Div. I Games:

Detroit

Average RPI Win:	278	WON-LOST RECORD	WINNING PCT. RANK	LAST 10 GAMES	STRENGTH OF SCHEDULE	OPP. STRENGTH OF SCHEDULE	TEAM RPI	ADJ RPI	CONF. RPI	ADJ CONF. RPI		
DIV. I ONLY		3-10-1	.25	290	2-7-1	168	237	270	.42738	270	29	29
DIV. I NON-CONF.		2-9-0	.18182	296	1-6-0	135	218	268	.42488	267	26	27
<hr/>												
TOTALS	RPI 1-25	RPI 26-50		W-L RECORDS		RPI 51-100		RPI 101-150		RPI 150+		
3-10-1	0-0-0	0-1-0		OVERALL		0-1-0		0-2-0		3-6-1		
1-5-0	0-0-0	0-0-0		HOME		0-0-0		0-2-0		1-3-0		
2-5-1	0-0-0	0-1-0		AWAY		0-1-0		0-0-0		2-3-1		
0-0-0	0-0-0	0-0-0		NEUTRAL		0-0-0		0-0-0		0-0-0		
2-9-0	0-0-0	0-1-0		NON-CONFERENCE		0-1-0		0-2-0		2-5-0		
0-5-0	0-0-0	0-0-0		HOME		0-0-0		0-2-0		0-3-0		
2-4-0	0-0-0	0-0-		AWAY		0-1-0		0-0-0		2-2-0		
0-0-0	0-0-0	0-0-0		NEUTRAL		0-0-0		0-0-0		0-0-0		
1-1-1	0-0-0	0-0-0		CONFERENCE		0-0-0		0-0-0		1-1-1		
1-0-0	0-0-0	0-0-0		HOME		0-0-0		0-0-0		1-0-0		
0-1-1	0-0-0	0-0-0		AWAY		0-0-0		0-0-0		0-1-1		
0-0-0	0-0-0	0-0-0		NEUTRAL		0-0-0		0-0-0		0-0-0		
RPI	S	Opponent	Score	RPI	S	Opponent	Score	RPI	S	Opponent	Score	
				46	A	Colorado	0 2	61	A	Rhode Island	1 2	
										110	H Hartford	0 1
										117	H Holy Cross	1 2
										182	H Brown	1 3
										191	A Northern Colo.	2 3
										195	H Massachusetts	0 1
										201	H Akron	2 3
										225	A Sacred Heart	0 1
										231	A New Hampshire	0 1
										259	A Wagner	0 0
										260	A Maine	1 0
										286	A Iona	2 1
										287	H Saint Francis (PA)	1 0
<hr/>												
LAST 10 GAMES												
				259	A	Wagner	0 0	46	A	Colorado	0 2	
				287	H	Saint Francis (PA)	1 0	201	H	Akron	2 3	
				225	A	Sacred Heart	0 1	231	A	New Hampshire	0 1	
				182	H	Brown	1 3	286	A	Iona	2 1	
				191	A	Northern Colo.	2 3	61	A	Rhode Island	1 2	

Non-Div. I Games:

Bryant

Average RPI Win:	241	WON-LOST RECORD	WINNING PCT. RANK	LAST 10 GAMES	STRENGTH OF SCHEDULE	OPP. STRENGTH OF SCHEDULE	TEAM RPI	ADJ RPI	CONF. RPI	ADJ CONF. RPI										
DIV. I ONLY		4-10-0	.28571	282	1-9-0	217	240	271	.42138	271	22	23								
DIV. I NON-CONF.		3-5-0	.375	234	0-4-0	152	150	210	.47224	211	23	23								
<hr/>																				
TOTALS	RPI 1-25		RPI 26-50		W-L RECORDS		RPI 51-100		RPI 101-150		RPI 150+									
4-10-0	0-0-0		0-0-0		OVERALL		0-2-0		1-5-0		3-3-0									
3-3-0	0-0-0		0-0-0		HOME		0-0-0		1-2-0		2-1-0									
0-7-0	0-0-0		0-0-0		AWAY		0-2-0		0-3-0		0-2-0									
1-0-0	0-0-0		0-0-0		NEUTRAL		0-0-0		0-0-0		1-0-0									
<hr/>																				
3-5-0	0-0-0		0-0-0		NON-CONFERENCE		0-2-0		1-3-0		2-0-0									
2-2-0	0-0-0		0-0-0		HOME		0-0-0		1-2-0		1-0-0									
0-3-0	0-0-0		0-0-		AWAY		0-2-0		0-1-0		0-0-0									
1-0-0	0-0-0		0-0-0		NEUTRAL		0-0-0		0-0-0		1-0-0									
<hr/>																				
1-5-0	0-0-0		0-0-0		CONFERENCE		0-0-0		0-2-0		1-3-0									
1-1-0	0-0-0		0-0-0		HOME		0-0-0		0-0-0		1-1-0									
0-4-0	0-0-0		0-0-0		AWAY		0-0-0		0-2-0		0-2-0									
0-0-0	0-0-0		0-0-0		NEUTRAL		0-0-0		0-0-0		0-0-0									
<hr/>																				
RPI	S	Opponent	Score	RPI	S	Opponent	Score	RPI	S	Opponent	Score	RPI	S	Opponent	Score					
								80	A	CSUN	0	4	103	H	UTEP	1	2			
								98	A	Colorado Col.	2	5	116	A	Montana	0	1			
													118	H	Wyoming	2	1			
													125	A	Loyola Marymount	1	3			
													132	A	Portland St.	0	1			
													146	H	Hawaii	3	4			
													191	H	Northern Colo.	1	3			
													217	N	New Mexico	2	1			
													293	A	Eastern Wash.	1	5			
													305	H	Omaha	3	1			
													307	A	Sacramento St.	0	2			
													322	H	North Dakota	3	0			
								<hr/>												
								LAST 10 GAMES												
132 A Portland St.				0	1	116 A Montana				0	1									
307 A Sacramento St.				0	2	80 A CSUN				0	4									
322 H North Dakota				3	0	125 A Loyola Marymount				1	3									
191 H Northern Colo.				1	3	103 H UTEP				1	2									
293 A Eastern Wash.				1	5	146 H Hawaii				3	4									

Non-Div. I Games: Westminster (UT) 0 1

Weber St.

Average RPI Win:	220	WON-LOST RECORD	WINNING PCT. RANK	LAST 10 GAMES	STRENGTH OF SCHEDULE	OPP. STRENGTH OF SCHEDULE	TEAM RPI	ADJ RPI	CONF. RPI	ADJ CONF. RPI	
DIV. I ONLY	3-9-2	.28571	282	1-7-2	221	253	272	.4206	272	20	20
DIV. I NON-CONF.	2-6-1	.27778	274	0-4-1	180	237	259	.43048	259	19	19
<hr/>											
TOTALS	RPI 1-25	RPI 26-50		W-L RECORDS	RPI 51-100		RPI 101-150		RPI 150+		
3-9-2	0-0-0	0-1-0		OVERALL	0-1-0		0-1-0		3-6-2		
3-2-1	0-0-0	0-0-0		HOME	0-0-0		0-1-0		3-1-1		
0-6-1	0-0-0	0-1-0		AWAY	0-0-0		0-0-0		0-5-1		
0-1-0	0-0-0	0-0-0		NEUTRAL	0-1-0		0-0-0		0-0-0		
2-6-1	0-0-0	0-1-0		NON-CONFERENCE	0-1-0		0-1-0		2-3-1		
2-1-1	0-0-0	0-0-0		HOME	0-0-0		0-1-0		2-0-1		
0-4-0	0-0-0	0-0-		AWAY	0-0-0		0-0-0		0-3-0		
0-1-0	0-0-0	0-0-0		NEUTRAL	0-1-0		0-0-0		0-0-0		
1-3-1	0-0-0	0-0-0		CONFERENCE	0-0-0		0-0-0		1-3-1		
1-1-0	0-0-0	0-0-0		HOME	0-0-0		0-0-0		1-1-0		
0-2-1	0-0-0	0-0-0		AWAY	0-0-0		0-0-0		0-2-1		
0-0-0	0-0-0	0-0-0		NEUTRAL	0-0-0		0-0-0		0-0-0		
RPI S	Opponent	Score	RPI S	Opponent	Score	RPI S	Opponent	Score	RPI S	Opponent	Score
			27 A	Colgate	1 3	90 N	Syracuse	2 3	129 H	Dartmouth	0 4
									178 A	Fairleigh Dickinson	0 3
									180 H	Central Conn. St.	3 2
									185 A	Fordham	0 1
									198 H	UMBC	2 1
									230 A	Albany (NY)	0 6
									231 A	New Hampshire	0 1
									233 H	Siena	1 1
									250 H	UMass Lowell	0 1
									260 A	Maine	1 1
									282 H	Youngstown St.	3 2
									320 A	Quinnipiac	0 1
<hr/>											
LAST 10 GAMES											
			250 H	UMass Lowell	0 1	129 H	Dartmouth	0 4			
			260 A	Maine	1 1	178 A	Fairleigh Dickinson	0 3			
			230 A	Albany (NY)	0 6	233 H	Siena	1 1			
			198 H	UMBC	2 1	320 A	Quinnipiac	0 1			
			231 A	New Hampshire	0 1	27 A	Colgate	1 3			

Non-Div. I Games:

Vermont

Average RPI Win:	316	WON-LOST RECORD	WINNING PCT. RANK	LAST 10 GAMES	STRENGTH OF SCHEDULE	OPP. STRENGTH OF SCHEDULE	TEAM RPI	ADJ RPI	CONF. RPI	ADJ CONF. RPI					
DIV. I ONLY		6-3-3	.625	89	4-3-2	328	326	273	.41956	273	28	28			
DIV. I NON-CONF.		4-1-2	.71429	56	2-1-1	323	332	250	.43883	251	27	28			
<hr/>															
TOTALS	RPI 1-25	RPI 26-50		W-L RECORDS		RPI 51-100		RPI 101-150		RPI 150+					
6-3-3	0-0-0	0-0-0		OVERALL		0-0-0		0-3-0		6-0-3					
2-1-0	0-0-0	0-0-0		HOME		0-0-0		0-1-0		2-0-0					
4-1-3	0-0-0	0-0-0		AWAY		0-0-0		0-1-0		4-0-3					
0-1-0	0-0-0	0-0-0		NEUTRAL		0-0-0		0-1-0		0-0-0					
<hr/>															
4-1-2	0-0-0	0-0-0		NON-CONFERENCE		0-0-0		0-1-0		4-0-2					
0-0-0	0-0-0	0-0-0		HOME		0-0-0		0-0-0		0-0-0					
4-0-2	0-0-0	0-0-		AWAY		0-0-0		0-0-0		4-0-2					
0-1-0	0-0-0	0-0-0		NEUTRAL		0-0-0		0-1-0		0-0-0					
<hr/>															
2-2-1	0-0-0	0-0-0		CONFERENCE		0-0-0		0-2-0		2-0-1					
2-1-0	0-0-0	0-0-0		HOME		0-0-0		0-1-0		2-0-0					
0-1-1	0-0-0	0-0-0		AWAY		0-0-0		0-1-0		0-0-1					
0-0-0	0-0-0	0-0-0		NEUTRAL		0-0-0		0-0-0		0-0-0					
<hr/>															
RPI	S	Opponent	Score	RPI	S	Opponent	Score	RPI	S	Opponent	Score				
								113	A	UMKC	0	6			
								113	H	UMKC	1	2			
								139	N	Abilene Christian	1	5			
								300	H	New Mexico St.	3	1			
								304	A	Southern U.	2	0			
								308	A	Texas Southern	0	0			
								315	A	Incarnate Word	2	1			
								317	A	Prairie View	3	1			
								319	A	Jackson St.	1	1			
								329	A	Grambling	4	0			
								331	A	Chicago St.	1	1			
								331	H	Chicago St.	3	0			
				<hr/>											
								LAST 10 GAMES							
				113	H	UMKC	1	2	308	A	Texas Southern	0	0		
				331	H	Chicago St.	3	0	315	A	Incarnate Word	2	1		
				113	A	UMKC	0	6	139	N	Abilene Christian	1	5		
				331	A	Chicago St.	1	1	317	A	Prairie View	3	1		
				300	H	New Mexico St.	3	1	329	A	Grambling	4	0		

Non-Div. I Games: Our Lady Of The Lake 1 0 Huston-Tillotson 2 1 Tex. A&M Int'l 0 0 Tex.-Pan American

Average RPI Win: 255		WON-LOST RECORD		WINNING PCT. RANK		LAST 10 GAMES		STRENGTH OF SCHEDULE		OPP. STRENGTH OF SCHEDULE		TEAM RPI		ADJ RPI		CONF. RPI		ADJ CONF. RPI	
DIV. I ONLY		4-6-2		.41667 224		1-6-2		294		286		274		.41753 274		30		30	
DIV. I NON-CONF.		3-5-0		.375 234		0-5-0		246		275		261		.42774 263		29		29	
TOTALS		RPI 1-25		RPI 26-50		W-L RECORDS		RPI 51-100		RPI 101-150		RPI 150+							
4-6-2		0-0-0		0-0-0		OVERALL		0-0-0		0-1-0		4-5-2							
2-2-0		0-0-0		0-0-0		HOME		0-0-0		0-0-0		2-2-0							
2-4-2		0-0-0		0-0-0		AWAY		0-0-0		0-1-0		2-3-2							
0-0-0		0-0-0		0-0-0		NEUTRAL		0-0-0		0-0-0		0-0-0							
3-5-0		0-0-0		0-0-0		NON-CONFERENCE		0-0-0		0-1-0		3-4-0							
1-1-0		0-0-0		0-0-0		HOME		0-0-0		0-0-0		1-1-0							
2-4-0		0-0-0		0-0-		AWAY		0-0-0		0-1-0		2-3-0							
0-0-0		0-0-0		0-0-0		NEUTRAL		0-0-0		0-0-0		0-0-0							
1-1-2		0-0-0		0-0-0		CONFERENCE		0-0-0		0-0-0		1-1-2							
1-1-0		0-0-0		0-0-0		HOME		0-0-0		0-0-0		1-1-0							
0-0-2		0-0-0		0-0-0		AWAY		0-0-0		0-0-0		0-0-2							
0-0-0		0-0-0		0-0-0		NEUTRAL		0-0-0		0-0-0		0-0-0							
RPI	S	Opponent		Score		RPI	S	Opponent		Score		RPI	S	Opponent		Score			
													S	Opponent		Score			
													S	Opponent		Score			
													S	Opponent		Score			
													S	Opponent		Score			
													S	Opponent		Score			
													S	Opponent		Score			
													S	Opponent		Score			
													S	Opponent		Score			
													S	Opponent		Score			
													S	Opponent		Score			
													S	Opponent		Score			
													S	Opponent		Score			
													S	Opponent		Score			
													S	Opponent		Score			
													S	Opponent		Score			
													S	Opponent		Score			
													S	Opponent		Score			
													S	Opponent		Score			
													S	Opponent		Score			
													S	Opponent		Score			
													S	Opponent		Score			
													S	Opponent		Score			
													S	Opponent		Score			
													S	Opponent		Score			
													S	Opponent		Score			
													S	Opponent		Score			
													S	Opponent		Score			
													S	Opponent		Score			
													S	Opponent		Score			
													S	Opponent		Score			
													S	Opponent		Score			
													S	Opponent		Score			
													S	Opponent		Score			
													S	Opponent		Score			
													S	Opponent		Score			
													S	Opponent		Score			
													S	Opponent		Score			
													S	Opponent		Score			
													S	Opponent		Score			
													S	Opponent		Score			
													S	Opponent		Score			
													S	Opponent		Score			

Non-Div. I Games: Presentation 8 0

North Dakota St.

Average RPI Win:	313	WON-LOST RECORD	WINNING PCT. RANK	LAST 10 GAMES	STRENGTH OF SCHEDULE	OPP. STRENGTH OF SCHEDULE	TEAM RPI	ADJ RPI	CONF. RPI	ADJ CONF. RPI	
DIV. I ONLY		3-11-0	.21429	300	2-8-0	156	275	.41704	275	12	12
DIV. I NON-CONF.		3-6-0	.33333	252	2-3-0	213	301	.42711	264	14	14
<hr/>											
TOTALS	RPI 1-25		RPI 26-50		W-L RECORDS		RPI 51-100		RPI 101-150		RPI 150+
3-11-0	0-0-0		0-0-0		OVERALL		0-3-0		0-3-0		3-5-0
3-4-0	0-0-0		0-0-0		HOME		0-1-0		0-2-0		3-1-0
0-7-0	0-0-0		0-0-0		AWAY		0-2-0		0-1-0		0-4-0
0-0-0	0-0-0		0-0-0		NEUTRAL		0-0-0		0-0-0		0-0-0
3-6-0	0-0-0		0-0-0		NON-CONFERENCE		0-2-0		0-1-0		3-3-0
3-2-0	0-0-0		0-0-0		HOME		0-1-0		0-0-0		3-1-0
0-4-0	0-0-0		0-0-		AWAY		0-1-0		0-1-0		0-2-0
0-0-0	0-0-0		0-0-0		NEUTRAL		0-0-0		0-0-0		0-0-0
0-5-0	0-0-0		0-0-0		CONFERENCE		0-1-0		0-2-0		0-2-0
0-2-0	0-0-0		0-0-0		HOME		0-0-0		0-2-0		0-0-0
0-3-0	0-0-0		0-0-0		AWAY		0-1-0		0-0-0		0-2-0
0-0-0	0-0-0		0-0-0		NEUTRAL		0-0-0		0-0-0		0-0-0
RPI	S	Opponent	Score	RPI	S	Opponent	Score	RPI	S	Opponent	Score
						71 A	VCU	0		114 H	Army
						84 A	Navy	1		117 H	Holy Cross
						88 H	Fairfield	0		120 A	Monmouth
										177 A	Bucknell
										198 A	UMBC
										216 A	Lehigh
										234 H	Longwood
										236 A	George Mason
										311 H	Delaware St.
										313 H	Howard
										314 H	Mt. St. Mary's
<hr/>											
LAST 10 GAMES											
						114 H	Army	1		216 A	Lehigh
						177 A	Bucknell	0		71 A	VCU
						84 A	Navy	1		313 H	Howard
						117 H	Holy Cross	0		88 H	Fairfield
						198 A	UMBC	0		311 H	Delaware St.

Non-Div. I Games:

American

Average RPI Win:	312	WON-LOST RECORD	WINNING PCT. RANK	LAST 10 GAMES	STRENGTH OF SCHEDULE	OPP. STRENGTH OF SCHEDULE	TEAM RPI	ADJ RPI	CONF. RPI	ADJ CONF. RPI				
DIV. I ONLY		4-6-1	.40909	227	4-4-1	302	277	277	.41506	276	27	27		
DIV. I NON-CONF.		3-3-0	.5	154	3-1-0	324	208	278	.40992	278	30	30		
<hr/>														
TOTALS	RPI 1-25	RPI 26-50		W-L RECORDS		RPI 51-100		RPI 101-150		RPI 150+				
4-6-1	0-1-0	0-0-0		OVERALL		0-1-0		0-0-0		4-4-1				
2-3-1	0-1-0	0-0-0		HOME		0-0-0		0-0-0		2-2-1				
2-3-0	0-0-0	0-0-0		AWAY		0-1-0		0-0-0		2-2-0				
0-0-0	0-0-0	0-0-0		NEUTRAL		0-0-0		0-0-0		0-0-0				
3-3-0	0-1-0	0-0-0		NON-CONFERENCE		0-1-0		0-0-0		3-1-0				
2-1-0	0-1-0	0-0-0		HOME		0-0-0		0-0-0		2-0-0				
1-2-0	0-0-0	0-0-		AWAY		0-1-0		0-0-0		1-1-0				
0-0-0	0-0-0	0-0-0		NEUTRAL		0-0-0		0-0-0		0-0-0				
1-3-1	0-0-0	0-0-0		CONFERENCE		0-0-0		0-0-0		1-3-1				
0-2-1	0-0-0	0-0-0		HOME		0-0-0		0-0-0		0-2-1				
1-1-0	0-0-0	0-0-0		AWAY		0-0-0		0-0-0		1-1-0				
0-0-0	0-0-0	0-0-0		NEUTRAL		0-0-0		0-0-0		0-0-0				
RPI	S	Opponent	Score		RPI	S	Opponent	Score		RPI	S	Opponent	Score	
18	H	Clemson	0 7							89	A	Charlotte	0 4	
										183	H	High Point	0 1	
										193	H	Coastal Caro.	1 1	
										200	A	Davidson	0 2	
										234	A	Longwood	0 2	
										279	H	Gardner-Webb	0 3	
										291	A	UNC Asheville	5 0	
										303	A	Francis Marion	2 1	
										321	H	Alabama A&M	9 0	
										332	H	South Carolina St.	1 0	
LAST 10 GAMES														
					193	H	Coastal Caro.	1 1		279	H	Gardner-Webb	0 3	
					291	A	UNC Asheville	5 0		332	H	South Carolina St.	1 0	
					303	A	Francis Marion	2 1		89	A	Charlotte	0 4	
					183	H	High Point	0 1		321	H	Alabama A&M	9 0	
					234	A	Longwood	0 2		18	H	Clemson	0 7	

Non-Div. I Games: Brevard 10 1

Winthrop

Average RPI Win: 279		WON-LOST	WINNING	LAST 10	STRENGTH OF	OPP. STRENGTH	TEAM	ADJ	CONF.	ADJ CONF.											
Average RPI Loss: 161		RECORD	PCT. RANK	GAMES	SCHEDULE	OF SCHEDULE	RPI	RPI	RPI	RPI											
DIV. I ONLY		3-6-3	.375	246	3-3-3	288	267	276	.41451	277	18	18									
DIV. I NON-CONF.		3-5-2	.4	220	3-2-2	279	244	267	.42426	268	18	18									
<hr/>																					
TOTALS		RPI 1-25		RPI 26-50		W-L RECORDS		RPI 51-100		RPI 101-150		RPI 150+									
3-6-3		0-1-0		0-0-0		OVERALL		0-1-0		0-1-0		3-3-3									
2-2-1		0-0-0		0-0-0		HOME		0-1-0		0-0-0		2-1-1									
1-4-2		0-1-0		0-0-0		AWAY		0-0-0		0-1-0		1-2-2									
0-0-0		0-0-0		0-0-0		NEUTRAL		0-0-0		0-0-0		0-0-0									
<hr/>																					
3-5-2		0-1-0		0-0-0		NON-CONFERENCE		0-1-0		0-1-0		3-2-2									
2-2-0		0-0-0		0-0-0		HOME		0-1-0		0-0-0		2-1-0									
1-3-2		0-1-0		0-0-		AWAY		0-0-0		0-1-0		1-1-2									
0-0-0		0-0-0		0-0-0		NEUTRAL		0-0-0		0-0-0		0-0-0									
<hr/>																					
0-1-1		0-0-0		0-0-0		CONFERENCE		0-0-0		0-0-0		0-1-1									
0-0-1		0-0-0		0-0-0		HOME		0-0-0		0-0-0		0-0-1									
0-1-0		0-0-0		0-0-0		AWAY		0-0-0		0-0-0		0-1-0									
0-0-0		0-0-0		0-0-0		NEUTRAL		0-0-0		0-0-0		0-0-0									
<hr/>																					
RPI	S	Opponent		Score		RPI	S	Opponent		Score		RPI	S	Opponent		Score					
15	A	Wisconsin		0 3								68	H	Iowa		0 1					
												135	A	UC Riverside		0 3					
												229	H	South Dakota St.		2 1					
												232	A	Green Bay		1 3					
												238	H	South Dakota		0 2					
												251	H	Drake		2 2					
												278	A	Indiana St.		0 1					
												299	A	Bakersfield		1 1					
												301	A	Western Ill.		2 0					
												306	H	Ill.-Chicago		3 0					
												322	A	North Dakota		1 1					
<hr/>																					
LAST 10 GAMES																					
278 A Indiana St.						0 1		322 A North Dakota						1 1							
251 H Drake						2 2		306 H Ill.-Chicago						3 0							
301 A Western Ill.						2 0		135 A UC Riverside						0 3							
229 H South Dakota St.						2 1		299 A Bakersfield						1 1							
238 H South Dakota						0 2		15 A Wisconsin						0 3							

Non-Div. I Games: St. Ambrose 1 0 Grand View 2 1

UNI

Average RPI Win:	303	WON-LOST	WINNING	LAST 10	STRENGTH OF	OPP. STRENGTH	TEAM	ADJ	CONF.	ADJ CONF.	
Average RPI Loss:	146	RECORD	PCT. RANK	GAMES	SCHEDULE	OF SCHEDULE	RPI	RPI	RPI	RPI	
DIV. I ONLY	4-7-3	.39286	233	3-5-2	310	174	279	.41302	278	18	18
DIV. I NON-CONF.	3-5-3	.40909	217	2-3-2	294	190	269	.42205	270	18	18
TOTALS	RPI 1-25	RPI 26-50	W-L RECORDS	RPI 51-100	RPI 101-150	RPI 150+					
4-7-3	0-0-0	0-0-0	OVERALL	0-2-0	0-2-1	4-3-2					
3-2-0	0-0-0	0-0-0	HOME	0-1-0	0-0-0	3-1-0					
1-4-2	0-0-0	0-0-0	AWAY	0-0-0	0-2-0	1-2-2					
0-1-1	0-0-0	0-0-0	NEUTRAL	0-1-0	0-0-1	0-0-0					
3-5-3	0-0-0	0-0-0	NON-CONFERENCE	0-2-0	0-2-1	3-1-2					
2-1-0	0-0-0	0-0-0	HOME	0-1-0	0-0-0	2-0-0					
1-3-2	0-0-0	0-0-	AWAY	0-0-0	0-2-0	1-1-2					
0-1-1	0-0-0	0-0-0	NEUTRAL	0-1-0	0-0-1	0-0-0					
1-2-0	0-0-0	0-0-0	CONFERENCE	0-0-0	0-0-0	1-2-0					
1-1-0	0-0-0	0-0-0	HOME	0-0-0	0-0-0	1-1-0					
0-1-0	0-0-0	0-0-0	AWAY	0-0-0	0-0-0	0-1-0					
0-0-0	0-0-0	0-0-0	NEUTRAL	0-0-0	0-0-0	0-0-0					
RPI S	Opponent	Score	RPI S	Opponent	Score	RPI S	Opponent	Score	RPI S	Opponent	Score
						58 N	Hofstra	1 9	121 A	Indiana	0 2
						94 H	Western Ky.	0 1	126 A	UT Martin	0 3
									128 N	UNC Greensboro	2 2
									162 A	Missouri St.	0 3
									202 A	Butler	0 1
									209 A	Belmont	1 1
									261 H	Loyola Chicago	0 2
									277 H	UNI	1 0
									285 A	IUPUI	3 3
									294 H	IPFW	2 0
									310 A	Eastern Ill.	2 0
									331 H	Chicago St.	7 0
LAST 10 GAMES											
						277 H	UNI	1 0	94 H	Western Ky.	0 1
						162 A	Missouri St.	0 3	331 H	Chicago St.	7 0
						294 H	IPFW	2 0	202 A	Butler	0 1
						261 H	Loyola Chicago	0 2	128 N	UNC Greensboro	2 2
						285 A	IUPUI	3 3	58 N	Hofstra	1 9

Non-Div. I Games:

Indiana St.

Average RPI Win: 312		WON-LOST	WINNING	LAST 10	STRENGTH OF		OPP. STRENGTH	TEAM	ADJ		CONF.	ADJ CONF.	
Average RPI Loss: 188		RECORD	PCT. RANK	GAMES	SCHEDULE		OF SCHEDULE	RPI	RPI		RPI	RPI	
DIV. I ONLY		4-7-2	.38462	243	4-4-2		295	285	281	.41253	279	27	27
DIV. I NON-CONF.		3-5-0	.375	234	3-2-0		316	281	304	.38264	302	30	30
TOTALS		RPI 1-25		RPI 26-50		W-L RECORDS		RPI 51-100		RPI 101-150		RPI 150+	
4-7-2		0-0-0		0-0-0		OVERALL		0-0-0		0-2-0		4-5-2	
0-4-0		0-0-0		0-0-0		HOME		0-0-0		0-1-0		0-3-0	
4-3-2		0-0-0		0-0-0		AWAY		0-0-0		0-1-0		4-2-2	
0-0-0		0-0-0		0-0-0		NEUTRAL		0-0-0		0-0-0		0-0-0	
3-5-0		0-0-0		0-0-0		NON-CONFERENCE		0-0-0		0-2-0		3-3-0	
0-2-0		0-0-0		0-0-0		HOME		0-0-0		0-1-0		0-1-0	
3-3-0		0-0-0		0-0-		AWAY		0-0-0		0-1-0		3-2-0	
0-0-0		0-0-0		0-0-0		NEUTRAL		0-0-0		0-0-0		0-0-0	
1-2-2		0-0-0		0-0-0		CONFERENCE		0-0-0		0-0-0		1-2-2	
0-2-0		0-0-0		0-0-0		HOME		0-0-0		0-0-0		0-2-0	
1-0-2		0-0-0		0-0-0		AWAY		0-0-0		0-0-0		1-0-2	
0-0-0		0-0-0		0-0-0		NEUTRAL		0-0-0		0-0-0		0-0-0	
RPI	S	Opponent	Score	RPI	S	Opponent	Score	RPI	S	Opponent	Score		
										130 A	Mercer	1	2
										133 H	Troy	0	1
										183 A	High Point	0	0
										193 H	Coastal Caro.	1	4
										205 A	Wofford	2	3
										212 A	Elon	0	2
										214 H	Campbell	0	4
										228 H	Jacksonville St.	0	1
										234 A	Longwood	1	1
										276 A	Winthrop	3	0
										318 A	VMI	3	1
										326 A	USC Upstate	1	0
										328 A	Chattanooga	7	2
LAST 10 GAMES													
						234 A	Longwood	1	1	212 A	Elon	0	2
						214 H	Campbell	0	4	326 A	USC Upstate	1	0
						193 H	Coastal Caro.	1	4	318 A	VMI	3	1
						183 A	High Point	0	0	133 H	Troy	0	1
						276 A	Winthrop	3	0	328 A	Chattanooga	7	2

Non-Div. I Games:

Gardner-Webb

Average RPI Win:		293	WON-LOST RECORD		WINNING PCT. RANK		LAST 10 GAMES		STRENGTH OF SCHEDULE		OPP. STRENGTH OF SCHEDULE		TEAM RPI		ADJ RPI		CONF. RPI		ADJ CONF. RPI	
DIV. I ONLY			4-10-0		.28571 282		4-6-0		264		217		282		.40993 280		29		29	
DIV. I NON-CONF.			2-9-0		.18182 296		2-5-0		249		199		299		.38712 298		26		27	
TOTALS		RPI 1-25		RPI 26-50		W-L RECORDS		RPI 51-100		RPI 101-150		RPI 150+								
4-10-0		0-1-0		0-0-0		OVERALL		0-1-0		0-2-0		4-6-0								
3-3-0		0-0-0		0-0-0		HOME		0-1-0		0-0-0		3-2-0								
1-6-0		0-0-0		0-0-0		AWAY		0-0-0		0-2-0		1-4-0								
0-1-0		0-1-0		0-0-0		NEUTRAL		0-0-0		0-0-0		0-0-0								
2-9-0		0-1-0		0-0-0		NON-CONFERENCE		0-1-0		0-2-0		2-5-0								
1-3-0		0-0-0		0-0-0		HOME		0-1-0		0-0-0		1-2-0								
1-5-0		0-0-0		0-0-		AWAY		0-0-0		0-2-0		1-3-0								
0-1-0		0-1-0		0-0-0		NEUTRAL		0-0-0		0-0-0		0-0-0								
2-1-0		0-0-0		0-0-0		CONFERENCE		0-0-0		0-0-0		2-1-0								
2-0-0		0-0-0		0-0-0		HOME		0-0-0		0-0-0		2-0-0								
0-1-0		0-0-0		0-0-0		AWAY		0-0-0		0-0-0		0-1-0								
0-0-0		0-0-0		0-0-0		NEUTRAL		0-0-0		0-0-0		0-0-0								
RPI	S	Opponent		Score		RPI	S	Opponent		Score		RPI	S	Opponent		Score				
23	N	California		0 3								117	A	Holy Cross		0 5				
												136	A	San Francisco		0 3				
												167	A	Saint Joseph's		0 1				
												178	A	Fairleigh Dickinson		1 2				
												185	H	Fordham		1 2				
												187	A	Seton Hall		1 3				
												225	H	Sacred Heart		3 1				
												233	A	Siena		0 1				
												286	H	Iona		0 3				
												309	H	NJIT		1 0				
												314	H	Mt. St. Mary's		5 1				
												325	A	Saint Peter's		4 1				
LAST 10 GAMES																				
						314	H	Mt. St. Mary's		5 1		53	H	Harvard		0 5				
						225	H	Sacred Heart		3 1		187	A	Seton Hall		1 3				
						178	A	Fairleigh Dickinson		1 2		167	A	Saint Joseph's		0 1				
						309	H	NJIT		1 0		233	A	Siena		0 1				
						325	A	Saint Peter's		4 1		185	H	Fordham		1 2				

Non-Div. I Games:

LIU Brooklyn

Average RPI Win:	232	WON-LOST RECORD	WINNING PCT. RANK	LAST 10 GAMES	STRENGTH OF SCHEDULE	OPP. STRENGTH OF SCHEDULE	TEAM RPI	ADJ RPI	CONF. RPI	ADJ CONF. RPI	
DIV. I ONLY		3-12-0	.2 304	2-8-0	176	241	280	.40901 281	17	17	
DIV. I NON-CONF.		1-8-0	.11111 313	0-4-0	224	246	312	.37174 313	16	16	
<hr/>											
TOTALS	RPI 1-25	RPI 26-50		W-L RECORDS	RPI 51-100		RPI 101-150		RPI 150+		
3-12-0	0-0-0	0-2-0		OVERALL	0-1-0		0-2-0		3-7-0		
1-5-0	0-0-0	0-1-0		HOME	0-0-0		0-0-0		1-4-0		
2-7-0	0-0-0	0-1-0		AWAY	0-1-0		0-2-0		2-3-0		
0-0-0	0-0-0	0-0-0		NEUTRAL	0-0-0		0-0-0		0-0-0		
<hr/>											
1-8-0	0-0-0	0-1-0		NON-CONFERENCE	0-1-0		0-1-0		1-5-0		
1-3-0	0-0-0	0-0-0		HOME	0-0-0		0-0-0		1-3-0		
0-5-0	0-0-0	0-0-		AWAY	0-1-0		0-1-0		0-2-0		
0-0-0	0-0-0	0-0-0		NEUTRAL	0-0-0		0-0-0		0-0-0		
<hr/>											
2-4-0	0-0-0	0-1-0		CONFERENCE	0-0-0		0-1-0		2-2-0		
0-2-0	0-0-0	0-1-0		HOME	0-0-0		0-0-0		0-1-0		
2-2-0	0-0-0	0-0-0		AWAY	0-0-0		0-1-0		2-1-0		
0-0-0	0-0-0	0-0-0		NEUTRAL	0-0-0		0-0-0		0-0-0		
<hr/>											
RPI S	Opponent	Score	RPI S	Opponent	Score	RPI S	Opponent	Score	RPI S	Opponent	Score
			42 H	San Diego St.	2 4	68 A	Iowa	0 3	122 A	UC Irvine	0 3
			49 A	Santa Clara	3 4				142 A	Utah St.	1 2
									157 A	UNLV	1 0
									159 H	Gonzaga	0 3
									168 A	Cal Poly	1 6
									207 A	Boise St.	1 2
									211 H	Cal St. Fullerton	0 3
									217 H	New Mexico	1 2
									247 A	Nevada	3 2
									251 A	Drake	1 2
									293 H	Eastern Wash.	2 1
									307 H	Sacramento St.	1 2
<hr/>											
			LAST 10 GAMES								
			142 A	Utah St.	1 2	217 H	New Mexico	1 2			
			207 A	Boise St.	1 2	307 H	Sacramento St.	1 2			
			247 A	Nevada	3 2	168 A	Cal Poly	1 6			
			157 A	UNLV	1 0	211 H	Cal St. Fullerton	0 3			
			42 H	San Diego St.	2 4	49 A	Santa Clara	3 4			

Non-Div. I Games:

Fresno St.

Average RPI Win:	269	WON-LOST	WINNING	LAST 10	STRENGTH OF	OPP. STRENGTH	TEAM	ADJ	CONF.	ADJ CONF.	
Average RPI Loss:	224	RECORD	PCT. RANK	GAMES	SCHEDULE	OF SCHEDULE	RPI	RPI	RPI	RPI	
DIV. I ONLY	4-6-2	.41667	224	2-4-2	313	243	283	.40894	282	26	26
DIV. I NON-CONF.	2-4-1	.35714	243	0-2-1	326	183	314	.37249	311	28	25
TOTALS	RPI 1-25	RPI 26-50	W-L RECORDS		RPI 51-100	RPI 101-150		RPI 150+			
4-6-2	0-0-0	0-0-0	OVERALL		0-0-1	0-0-0		4-6-1			
3-0-2	0-0-0	0-0-0	HOME		0-0-1	0-0-0		3-0-1			
1-5-0	0-0-0	0-0-0	AWAY		0-0-0	0-0-0		1-5-0			
0-1-0	0-0-0	0-0-0	NEUTRAL		0-0-0	0-0-0		0-1-0			
2-4-1	0-0-0	0-0-0	NON-CONFERENCE		0-0-1	0-0-0		2-4-0			
1-0-1	0-0-0	0-0-0	HOME		0-0-1	0-0-0		1-0-0			
1-3-0	0-0-0	0-0-	AWAY		0-0-0	0-0-0		1-3-0			
0-1-0	0-0-0	0-0-0	NEUTRAL		0-0-0	0-0-0		0-1-0			
2-2-1	0-0-0	0-0-0	CONFERENCE		0-0-0	0-0-0		2-2-1			
2-0-1	0-0-0	0-0-0	HOME		0-0-0	0-0-0		2-0-1			
0-2-0	0-0-0	0-0-0	AWAY		0-0-0	0-0-0		0-2-0			
0-0-0	0-0-0	0-0-0	NEUTRAL		0-0-0	0-0-0		0-0-0			
RPI S	Opponent	Score	RPI S	Opponent	Score	RPI S	Opponent	Score	RPI S	Opponent	Score
						83 H	Purdue	1 1	179 A	Valparaiso	0 1
									192 A	Duquesne	0 3
									194 H	Milwaukee	3 2
									201 A	Akron	0 1
									231 N	New Hampshire	0 1
									255 H	Wright St.	1 1
									263 H	Oakland	1 0
									269 A	Detroit	0 1
									272 A	Vermont	2 3
									302 A	Robert Morris	3 1
									318 H	VMI	2 0
LAST 10 GAMES											
						179 A	Valparaiso	0 1	201 A	Akron	0 1
						269 A	Detroit	0 1	192 A	Duquesne	0 3
						263 H	Oakland	1 0	83 H	Purdue	1 1
						194 H	Milwaukee	3 2	302 A	Robert Morris	3 1
						255 H	Wright St.	1 1	318 H	VMI	2 0

Non-Div. I Games: Malone 5 0 Tiffin 2 0

Youngstown St.

Average RPI Win: 298		WON-LOST	WINNING	LAST 10	STRENGTH OF	OPP. STRENGTH	TEAM	ADJ	CONF.	ADJ CONF.		
Average RPI Loss: 194		RECORD	PCT. RANK	GAMES	SCHEDULE	OF SCHEDULE	RPI	RPI	RPI	RPI		
DIV. I ONLY		5-6-3	.46429	185	3-5-2	322	260	283	.40754	283	21	21
DIV. I NON-CONF.		4-3-2	.55556	138	2-2-1	322	259	272	.41682	273	20	20
<hr/>												
TOTALS		RPI 1-25		RPI 26-50		W-L RECORDS		RPI 51-100		RPI 101-150		RPI 150+
5-6-3		0-0-0		0-0-0		OVERALL		0-1-0		0-0-0		5-5-3
2-3-2		0-0-0		0-0-0		HOME		0-0-0		0-0-0		2-3-2
3-3-1		0-0-0		0-0-0		AWAY		0-1-0		0-0-0		3-2-1
0-0-0		0-0-0		0-0-0		NEUTRAL		0-0-0		0-0-0		0-0-0
<hr/>												
4-3-2		0-0-0		0-0-0		NON-CONFERENCE		0-0-0		0-0-0		4-3-2
2-1-2		0-0-0		0-0-0		HOME		0-0-0		0-0-0		2-1-2
2-2-0		0-0-0		0-0-		AWAY		0-0-0		0-0-0		2-2-0
0-0-0		0-0-0		0-0-0		NEUTRAL		0-0-0		0-0-0		0-0-0
<hr/>												
1-3-1		0-0-0		0-0-0		CONFERENCE		0-1-0		0-0-0		1-2-1
0-2-0		0-0-0		0-0-0		HOME		0-0-0		0-0-0		0-2-0
1-1-1		0-0-0		0-0-0		AWAY		0-1-0		0-0-0		1-0-1
0-0-0		0-0-0		0-0-0		NEUTRAL		0-0-0		0-0-0		0-0-0
<hr/>												
RPI	S	Opponent	Score	RPI	S	Opponent	Score	RPI	S	Opponent	Score	
						55 A FGCU	0 2	155 H Jacksonville			0 1	
								174 H Morehead St.			1 1	
								202 H Butler			1 2	
								205 A Murray St.			1 4	
								252 H North Florida			1 2	
								262 H Xavier			1 1	
								285 A IUPUI			1 0	
								288 A Stetson			4 3	
								294 A IPFW			4 6	
								302 H Robert Morris			2 1	
								303 A Francis Marion			4 3	
								310 H Eastern Ill.			4 0	
								326 A USC Upstate			1 1	
<hr/>												
LAST 10 GAMES												
						288 A Stetson	4 3	303 A Francis Marion	4 3			
						55 A FGCU	0 2	205 A Murray St.	1 4			
						252 H North Florida	1 2	202 H Butler	1 2			
						155 H Jacksonville	0 1	302 H Robert Morris	2 1			
						326 A USC Upstate	1 1	262 H Xavier	1 1			

Non-Div. I Games:

Northern Ky.

Average RPI Win:	266	WON-LOST RECORD	WINNING PCT. RANK	LAST 10 GAMES	STRENGTH OF SCHEDULE	OPP. STRENGTH OF SCHEDULE	TEAM RPI	ADJ RPI	CONF. RPI	ADJ CONF. RPI	
DIV. I ONLY		2-11-0	.15385 316	2-8-0	136	259	287	.40753 284	15	15	
DIV. I NON-CONF.		1-6-0	.14286 309	1-3-0	168	307	291	.39349 291	15	15	
<hr/>											
TOTALS	RPI 1-25	RPI 26-50		W-L RECORDS	RPI 51-100		RPI 101-150		RPI 150+		
2-11-0	0-0-0	0-1-0		OVERALL	0-2-0		0-1-0		2-7-0		
0-5-0	0-0-0	0-0-0		HOME	0-0-0		0-0-0		0-5-0		
2-6-0	0-0-0	0-1-0		AWAY	0-2-0		0-1-0		2-2-0		
0-0-0	0-0-0	0-0-0		NEUTRAL	0-0-0		0-0-0		0-0-0		
1-6-0	0-0-0	0-1-0		NON-CONFERENCE	0-0-0		0-0-0		1-5-0		
0-3-0	0-0-0	0-0-0		HOME	0-0-0		0-0-0		0-3-0		
1-3-0	0-0-0	0-0-		AWAY	0-0-0		0-0-0		1-2-0		
0-0-0	0-0-0	0-0-0		NEUTRAL	0-0-0		0-0-0		0-0-0		
1-5-0	0-0-0	0-0-0		CONFERENCE	0-2-0		0-1-0		1-2-0		
0-2-0	0-0-0	0-0-0		HOME	0-0-0		0-0-0		0-2-0		
1-3-0	0-0-0	0-0-0		AWAY	0-2-0		0-1-0		1-0-0		
0-0-0	0-0-0	0-0-0		NEUTRAL	0-0-0		0-0-0		0-0-0		
RPI S	Opponent	Score	RPI S	Opponent	Score	RPI S	Opponent	Score	RPI S	Opponent	Score
			29 A	Michigan	0 2	65 A	Buffalo	1 3	140 A	Ball St.	0 5
						73 A	Miami (OH)	0 2	161 A	Evansville	0 2
									174 H	Morehead St.	1 2
									190 H	Toledo	0 1
									199 H	Cleveland St.	1 2
									201 A	Akron	1 0
									202 A	Butler	0 5
									241 H	Central Mich.	0 1
									269 H	Detroit	0 3
									331 A	Chicago St.	8 0
<hr/>											
LAST 10 GAMES											
	190 H	Toledo	0	1	140 A	Ball St.	0	5			
	241 H	Central Mich.	0	1	202 A	Butler	0	5			
	201 A	Akron	1	0	269 H	Detroit	0	3			
	65 A	Buffalo	1	3	331 A	Chicago St.	8	0			
	73 A	Miami (OH)	0	2	199 H	Cleveland St.	1	2			

Non-Div. I Games:

Bowling Green

Average RPI Win: 257		WON-LOST RECORD	WINNING PCT. RANK		LAST 10 GAMES	STRENGTH OF SCHEDULE		OPP. STRENGTH OF SCHEDULE		TEAM RPI	ADJ RPI		CONF. RPI	ADJ CONF. RPI	
Average RPI Loss: 249															
DIV. I ONLY		4-8-3	.36667	248	3-5-2	278		312		278	.40683	285	30	30	
DIV. I NON-CONF.		2-6-3	.31818	263	1-3-2	245		314		281	.40205	283	29	29	
TOTALS		RPI 1-25		RPI 26-50		W-L RECORDS		RPI 51-100		RPI 101-150		RPI 150+			
4-8-3		0-0-0		0-0-0		OVERALL		0-0-0		0-0-0		4-8-3			
2-2-2		0-0-0		0-0-0		HOME		0-0-0		0-0-0		2-2-2			
2-6-1		0-0-0		0-0-0		AWAY		0-0-0		0-0-0		2-6-1			
0-0-0		0-0-0		0-0-0		NEUTRAL		0-0-0		0-0-0		0-0-0			
2-6-3		0-0-0		0-0-0		NON-CONFERENCE		0-0-0		0-0-0		2-6-3			
1-2-2		0-0-0		0-0-0		HOME		0-0-0		0-0-0		1-2-2			
1-4-1		0-0-0		0-0-		AWAY		0-0-0		0-0-0		1-4-1			
0-0-0		0-0-0		0-0-0		NEUTRAL		0-0-0		0-0-0		0-0-0			
2-2-0		0-0-0		0-0-0		CONFERENCE		0-0-0		0-0-0		2-2-0			
1-0-0		0-0-0		0-0-0		HOME		0-0-0		0-0-0		1-0-0			
1-2-0		0-0-0		0-0-0		AWAY		0-0-0		0-0-0		1-2-0			
0-0-0		0-0-0		0-0-0		NEUTRAL		0-0-0		0-0-0		0-0-0			
RPI	S	Opponent	Score	RPI	S	Opponent	Score	RPI	S	Opponent	Score	RPI	S	Opponent	Score
												161	H	Evansville	0 0
												179	A	Valparaiso	0 0
												202	A	Butler	1 2
												205	A	Murray St.	1 3
												210	H	Denver	2 0
												215	H	SIUE	2 1
												229	A	South Dakota St.	1 2
												232	A	Green Bay	1 3
												262	H	Xavier	0 2
												274	A	North Dakota St.	0 1
												278	H	Indiana St.	3 3
												283	H	Northern Ky.	0 1
												294	A	IPFW	3 1
												306	A	Ill.-Chicago	0 2
												310	A	Eastern Ill.	3 2
LAST 10 GAMES															
						294	A	IPFW	3 1			205	A	Murray St.	1 3
						210	H	Denver	2 0			202	A	Butler	1 2
						274	A	North Dakota St.	0 1			161	H	Evansville	0 0
						229	A	South Dakota St.	1 2			310	A	Eastern Ill.	3 2
						278	H	Indiana St.	3 3			283	H	Northern Ky.	0 1

Non-Div. I Games:

IUPUI

Average RPI Win:	244	WON-LOST RECORD	WINNING PCT. RANK	LAST 10 GAMES	STRENGTH OF SCHEDULE	OPP. STRENGTH OF SCHEDULE	TEAM RPI	ADJ RPI	CONF. RPI	ADJ CONF. RPI	
Average RPI Loss:	223										
DIV. I ONLY	5-8-2	.4	229	2-6-2	307	279	285	.40642	286	25	25
DIV. I NON-CONF.	4-5-0	.44444	194	1-3-0	282	278	260	.42887	261	25	26
<hr/>											
TOTALS	RPI 1-25	RPI 26-50		W-L RECORDS		RPI 51-100		RPI 101-150		RPI 150+	
5-8-2	0-0-0	0-0-0		OVERALL		0-0-0		0-1-0		5-7-2	
3-3-1	0-0-0	0-0-0		HOME		0-0-0		0-0-0		3-3-1	
2-5-1	0-0-0	0-0-0		AWAY		0-0-0		0-1-0		2-4-1	
0-0-0	0-0-0	0-0-0		NEUTRAL		0-0-0		0-0-0		0-0-0	
4-5-0	0-0-0	0-0-0		NON-CONFERENCE		0-0-0		0-1-0		4-4-0	
2-2-0	0-0-0	0-0-0		HOME		0-0-0		0-0-0		2-2-0	
2-3-0	0-0-0	0-0-		AWAY		0-0-0		0-1-0		2-2-0	
0-0-0	0-0-0	0-0-0		NEUTRAL		0-0-0		0-0-0		0-0-0	
1-3-2	0-0-0	0-0-0		CONFERENCE		0-0-0		0-0-0		1-3-2	
1-1-1	0-0-0	0-0-0		HOME		0-0-0		0-0-0		1-1-1	
0-2-1	0-0-0	0-0-0		AWAY		0-0-0		0-0-0		0-2-1	
0-0-0	0-0-0	0-0-0		NEUTRAL		0-0-0		0-0-0		0-0-0	
RPI	S	Opponent	Score	RPI	S	Opponent	Score	RPI	S	Opponent	Score
								110	A	Hartford	1 5
								158	H	Rider	0 2
								175	H	Manhattan	1 0
								185	H	Fordham	0 1
								225	H	Sacred Heart	1 0
								230	A	Albany (NY)	4 2
								233	A	Siena	1 2
								246	A	Binghamton	0 5
								259	A	Wagner	0 1
								265	H	Marist	1 1
								270	H	Bryant	1 2
								280	A	LIU Brooklyn	3 0
								309	H	NJIT	2 1
								320	A	Quinnipiac	1 1
								323	A	Canisius	0 1
<hr/>											
LAST 10 GAMES											
	</										

Non-Div. I Games:

Iona

Average RPI Win: 220		WON-LOST	WINNING	LAST 10	STRENGTH OF		OPP. STRENGTH	TEAM	ADJ		CONF.	ADJ CONF.
Average RPI Loss: 188		RECORD	PCT. RANK	GAMES	SCHEDULE		OF SCHEDULE	RPI	RPI		RPI	RPI
DIV. I ONLY		2-10-3	.23333	295	2-5-3		229	209	286		29	29
DIV. I NON-CONF.		0-9-2	.09091	317	0-4-2		216	198	309		26	27
TOTALS		RPI 1-25	RPI 26-50		W-L RECORDS		RPI 51-100		RPI 101-150		RPI 150+	
2-10-3		0-0-0	0-0-0		OVERALL		0-1-0		0-2-1		2-7-2	
2-4-1		0-0-0	0-0-0		HOME		0-0-0		0-0-0		2-4-1	
0-5-2		0-0-0	0-0-0		AWAY		0-1-0		0-1-1		0-3-1	
0-1-0		0-0-0	0-0-0		NEUTRAL		0-0-0		0-1-0		0-0-0	
0-9-2		0-0-0	0-0-0		NON-CONFERENCE		0-1-0		0-2-1		0-6-1	
0-4-1		0-0-0	0-0-0		HOME		0-0-0		0-0-0		0-4-1	
0-4-1		0-0-0	0-0-		AWAY		0-1-0		0-1-1		0-2-0	
0-1-0		0-0-0	0-0-0		NEUTRAL		0-0-0		0-1-0		0-0-0	
2-1-1		0-0-0	0-0-0		CONFERENCE		0-0-0		0-0-0		2-1-1	
2-0-0		0-0-0	0-0-0		HOME		0-0-0		0-0-0		2-0-0	
0-1-1		0-0-0	0-0-0		AWAY		0-0-0		0-0-0		0-1-1	
0-0-0		0-0-0	0-0-0		NEUTRAL		0-0-0		0-0-0		0-0-0	
RPI S	Opponent	Score	RPI S	Opponent	Score	RPI S	Opponent	Score	RPI S	Opponent	Score	
						97 A	Cincinnati	0 5	108 A	St. John's (NY)	0 3	
									131 N	Kent St.	0 1	
									141 A	Penn	1 1	
									157 A	UNLV	0 3	
									172 H	Delaware	0 1	
									177 H	Bucknell	1 1	
									180 H	Central Conn. St.	1 0	
									192 H	Duquesne	0 2	
									225 A	Sacred Heart	2 2	
									234 H	Longwood	1 3	
									255 A	Wright St.	1 2	
									259 H	Wagner	1 0	
									263 H	Oakland	1 4	
									270 A	Bryant	0 1	
LAST 10 GAMES												
						225 A	Sacred Heart	2 2	263 H	Oakland	1 4	
						270 A	Bryant	0 1	192 H	Duquesne	0 2	
						180 H	Central Conn. St.	1 0	234 H	Longwood	1 3	
						259 H	Wagner	1 0	141 A	Penn	1 1	
						177 H	Bucknell	1 1	97 A	Cincinnati	0 5	

Non-Div. I Games:

Saint Francis (PA)

Average RPI Win: 321		WON-LOST RECORD		WINNING PCT. RANK		LAST 10 GAMES		STRENGTH OF SCHEDULE		OPP. STRENGTH OF SCHEDULE		TEAM RPI		ADJ RPI		CONF. RPI		ADJ CONF. RPI	
Average RPI Loss: 143																			
DIV. I ONLY		2-10-1		.19231 307		2-7-0		207		193		288		.40345 288		21		21	
DIV. I NON-CONF.		1-6-1		.1875 294		1-3-0		162		127		264		.42509 266		20		20	
TOTALS		RPI 1-25		RPI 26-50		W-L RECORDS		RPI 51-100		RPI 101-150		RPI 150+							
2-10-1		0-1-0		0-0-0		OVERALL		0-2-0		0-0-0		2-7-1							
1-5-0		0-0-0		0-0-0		HOME		0-2-0		0-0-0		1-3-0							
1-5-1		0-1-0		0-0-0		AWAY		0-0-0		0-0-0		1-4-1							
0-0-0		0-0-0		0-0-0		NEUTRAL		0-0-0		0-0-0		0-0-0							
1-6-1		0-1-0		0-0-0		NON-CONFERENCE		0-2-0		0-0-0		1-3-1							
1-3-0		0-0-0		0-0-0		HOME		0-2-0		0-0-0		1-1-0							
0-3-1		0-1-0		0-0-		AWAY		0-0-0		0-0-0		0-2-1							
0-0-0		0-0-0		0-0-0		NEUTRAL		0-0-0		0-0-0		0-0-0							
1-4-0		0-0-0		0-0-0		CONFERENCE		0-0-0		0-0-0		1-4-0							
0-2-0		0-0-0		0-0-0		HOME		0-0-0		0-0-0		0-2-0							
1-2-0		0-0-0		0-0-0		AWAY		0-0-0		0-0-0		1-2-0							
0-0-0		0-0-0		0-0-0		NEUTRAL		0-0-0		0-0-0		0-0-0							
RPI S	Opponent	Score		RPI S	Opponent	Score		RPI S	Opponent	Score		RPI S	Opponent	Score					
6 A	Florida St.	0	7					60 H	Minnesota	0	10	151 H	Lipscomb	2	4				
								84 H	Navy	1	3	154 A	Miami (FL)	0	3				
												155 A	Jacksonville	1	2				
												176 A	Kennesaw St.	1	2				
												177 H	Bucknell	0	1				
												181 A	Fla. Atlantic	2	2				
												186 A	FIU	0	2				
												283 H	Northern Ky.	3	4				
												316 H	Charleston So.	1	0				
												326 A	USC Upstate	3	2				
LAST 10 GAMES																			
				283 H	Northern Ky.	3	4	316 H	Charleston So.	1	0								
				151 H	Lipscomb	2	4	186 A	FIU	0	2								
				326 A	USC Upstate	3	2	6 A	Florida St.	0	7								
				176 A	Kennesaw St.	1	2	177 H	Bucknell	0	1								
				155 A	Jacksonville	1	2	154 A	Miami (FL)	0	3								

Non-Div. I Games: Wingate 3 2 Saint Leo 0 2

Stetson

Average RPI Win:	323	WON-LOST RECORD	WINNING PCT. RANK	LAST 10 GAMES	STRENGTH OF SCHEDULE	OPP. STRENGTH OF SCHEDULE	TEAM RPI	ADJ RPI	CONF. RPI	ADJ CONF. RPI		
DIV. I ONLY		3-7-2	.33333	267	2-6-2	281	318	292	.40217	289	27	27
DIV. I NON-CONF.		3-3-0	.5	154	2-2-0	315	305	277	.41172	276	30	30
<hr/>												
TOTALS	RPI 1-25	RPI 26-50		W-L RECORDS		RPI 51-100		RPI 101-150		RPI 150+		
3-7-2	0-0-0	0-0-0		OVERALL		0-1-0		0-2-0		3-4-2		
2-2-2	0-0-0	0-0-0		HOME		0-0-0		0-1-0		2-1-2		
1-5-0	0-0-0	0-0-0		AWAY		0-1-0		0-1-0		1-3-0		
0-0-0	0-0-0	0-0-0		NEUTRAL		0-0-0		0-0-0		0-0-0		
3-3-0	0-0-0	0-0-0		NON-CONFERENCE		0-0-0		0-2-0		3-1-0		
2-1-0	0-0-0	0-0-0		HOME		0-0-0		0-1-0		2-0-0		
1-2-0	0-0-0	0-0-		AWAY		0-0-0		0-1-0		1-1-0		
0-0-0	0-0-0	0-0-0		NEUTRAL		0-0-0		0-0-0		0-0-0		
0-4-2	0-0-0	0-0-0		CONFERENCE		0-1-0		0-0-0		0-3-2		
0-1-2	0-0-0	0-0-0		HOME		0-0-0		0-0-0		0-1-2		
0-3-0	0-0-0	0-0-0		AWAY		0-1-0		0-0-0		0-2-0		
0-0-0	0-0-0	0-0-0		NEUTRAL		0-0-0		0-0-0		0-0-0		
RPI	S	Opponent	Score	RPI	S	Opponent	Score	RPI	S	Opponent	Score	
						93 A Liberty	0 2	101 H Furman		1 4		
								130 A Mercer		1 2		
								193 A Coastal Caro.		0 3		
								205 A Wofford		0 3		
								214 A Campbell		1 2		
								247 H Radford		0 1		
								291 H UNC Asheville		2 2		
								312 H Alabama St.		5 1		
								316 H Charleston So.		0 0		
								326 A USC Upstate		1 0		
								332 H South Carolina St.		1 0		
<hr/>												
LAST 10 GAMES												
						214 A Campbell	1 2	247 H Radford		0 1		
						193 A Coastal Caro.	0 3	332 H South Carolina St.		1 0		
						93 A Liberty	0 2	130 A Mercer		1 2		
						316 H Charleston So.	0 0	312 H Alabama St.		5 1		
						291 H UNC Asheville	2 2	101 H Furman		1 4		

Non-Div. I Games:

Presbyterian

Average RPI Win: 259		WON-LOST	WINNING	LAST 10	STRENGTH OF		OPP. STRENGTH	TEAM	ADJ		CONF.	ADJ CONF.				
Average RPI Loss: 182		RECORD	PCT. RANK	GAMES	SCHEDULE		OF SCHEDULE	RPI	RPI		RPI	RPI				
DIV. I ONLY		2-11-1	.17857	310	1-8-1		166	299	289	.40147	290	24	24			
DIV. I NON-CONF.		2-7-0	.22222	285	1-4-0		99	310	257	.43339	256	24	24			
<hr/>																
TOTALS		RPI 1-25		RPI 26-50		W-L RECORDS		RPI 51-100		RPI 101-150		RPI 150+				
2-11-1		0-0-0		0-0-0		OVERALL		0-1-0		0-2-0		2-8-1				
1-2-1		0-0-0		0-0-0		HOME		0-0-0		0-0-0		1-2-1				
1-8-0		0-0-0		0-0-0		AWAY		0-0-0		0-2-0		1-6-0				
0-1-0		0-0-0		0-0-0		NEUTRAL		0-1-0		0-0-0		0-0-0				
2-7-0		0-0-0		0-0-0		NON-CONFERENCE		0-1-0		0-1-0		2-5-0				
1-2-0		0-0-0		0-0-0		HOME		0-0-0		0-0-0		1-2-0				
1-4-0		0-0-0		0-0-		AWAY		0-0-0		0-1-0		1-3-0				
0-1-0		0-0-0		0-0-0		NEUTRAL		0-1-0		0-0-0		0-0-0				
0-4-1		0-0-0		0-0-0		CONFERENCE		0-0-0		0-1-0		0-3-1				
0-0-1		0-0-0		0-0-0		HOME		0-0-0		0-0-0		0-0-1				
0-4-0		0-0-0		0-0-0		AWAY		0-0-0		0-1-0		0-3-0				
0-0-0		0-0-0		0-0-0		NEUTRAL		0-0-0		0-0-0		0-0-0				
RPI	S	Opponent		Score	RPI	S	Opponent		Score	RPI	S	Opponent		Score		
							95	N	South Ala.	0	5	126	A	UT Martin	1	5
												133	A	Troy	0	3
												160	H	East Tenn. St.	1	5
												161	A	Evansville	0	7
												174	A	Morehead St.	0	3
												184	A	UALR	0	1
												189	H	Georgia St.	1	0
												205	A	Murray St.	0	3
												222	H	Western Caro.	0	3
												255	A	Wright St.	0	5
												292	A	Eastern Ky.	1	2
												310	H	Eastern Ill.	2	2
												328	A	Chattanooga	2	1
<hr/>																
LAST 10 GAMES																
							310	H	Eastern Ill.	2	2	161	A	Evansville	0	7
							174	A	Morehead St.	0	3	255	A	Wright St.	0	5
							292	A	Eastern Ky.	1	2	184	A	UALR	0	1
							126	A	UT Martin	1	5	328	A	Chattanooga	2	1
							205	A	Murray St.	0	3	222	H	Western Caro.	0	3

Non-Div. I Games:

Tennessee Tech

Average RPI Win:	288	WON-LOST	WINNING	LAST 10	STRENGTH OF	OPP. STRENGTH	TEAM	ADJ	CONF.	ADJ CONF.									
Average RPI Loss:	235	RECORD	PCT. RANK	GAMES	SCHEDULE	OF SCHEDULE	RPI	RPI	RPI	RPI									
DIV. I ONLY	6-6-1	.5	159	4-5-1	325	308	290	.40034	291	27	27								
DIV. I NON-CONF.	4-3-0	.57143	127	2-2-0	332	298	313	.37151	314	30	30								
<hr/>																			
TOTALS	RPI 1-25	RPI 26-50		W-L RECORDS		RPI 51-100		RPI 101-150		RPI 150+									
6-6-1	0-0-0	0-0-0		OVERALL		0-1-0		0-0-0		6-5-1									
3-4-0	0-0-0	0-0-0		HOME		0-0-0		0-0-0		3-4-0									
3-2-1	0-0-0	0-0-0		AWAY		0-1-0		0-0-0		3-1-1									
0-0-0	0-0-0	0-0-0		NEUTRAL		0-0-0		0-0-0		0-0-0									
<hr/>																			
4-3-0	0-0-0	0-0-0		NON-CONFERENCE		0-0-0		0-0-0		4-3-0									
1-3-0	0-0-0	0-0-0		HOME		0-0-0		0-0-0		1-3-0									
3-0-0	0-0-0	0-0-		AWAY		0-0-0		0-0-0		3-0-0									
0-0-0	0-0-0	0-0-0		NEUTRAL		0-0-0		0-0-0		0-0-0									
<hr/>																			
2-3-1	0-0-0	0-0-0		CONFERENCE		0-1-0		0-0-0		2-2-1									
2-1-0	0-0-0	0-0-0		HOME		0-0-0		0-0-0		2-1-0									
0-2-1	0-0-0	0-0-0		AWAY		0-1-0		0-0-0		0-1-1									
0-0-0	0-0-0	0-0-0		NEUTRAL		0-0-0		0-0-0		0-0-0									
<hr/>																			
RPI	S	Opponent	Score	RPI	S	Opponent	Score	RPI	S	Opponent	Score								
				93 A Liberty08				205	H	Wofford	23								
								209	H	Belmont	12								
								214	H	Campbell	10								
								247	H	Radford	10								
								276	H	Winthrop	05								
								289	A	Presbyterian	22								
								292	A	Eastern Ky.	21								
								312	H	Alabama St.	01								
								316	A	Charleston So.	23								
								321	A	Alabama A&M	32								
								326	A	USC Upstate	10								
								328	H	Chattanooga	21								
								<hr/>											
												LAST 10 GAMES							
247 H Radford				1	0	214 H Campbell				1	0								
276 H Winthrop				0	5	321 A Alabama A&M				3	2								
316 A Charleston So.				2	3	209 H Belmont				1	2								
93 A Liberty				0	8	292 A Eastern Ky.				2	1								
289 A Presbyterian				2	2	312 H Alabama St.				0	1								

Non-Div. I Games: Mars Hill 2 0

UNC Asheville

Average RPI Win: 278		WON-LOST	WINNING	LAST 10	STRENGTH OF		OPP. STRENGTH	TEAM	ADJ		CONF.	ADJ CONF.			
Average RPI Loss: 183		RECORD	PCT. RANK	GAMES	SCHEDULE		OF SCHEDULE	RPI	RPI	RPI	RPI				
DIV. I ONLY		3-11-1	.23333	295	1-8-1		241	251	291	.40021	292	24	24		
DIV. I NON-CONF.		2-7-0	.22222	285	0-4-0		187	267	275	.41183	275	24	24		
<hr/>															
TOTALS		RPI 1-25		RPI 26-50		W-L RECORDS		RPI 51-100		RPI 101-150		RPI 150+			
3-11-1		0-0-0		0-0-0		OVERALL		0-1-0		0-3-0		3-7-1			
2-3-0		0-0-0		0-0-0		HOME		0-0-0		0-1-0		2-2-0			
1-8-1		0-0-0		0-0-0		AWAY		0-1-0		0-2-0		1-5-1			
0-0-0		0-0-0		0-0-0		NEUTRAL		0-0-0		0-0-0		0-0-0			
2-7-0		0-0-0		0-0-0		NON-CONFERENCE		0-1-0		0-2-0		2-4-0			
1-2-0		0-0-0		0-0-0		HOME		0-0-0		0-1-0		1-1-0			
1-5-0		0-0-0		0-0-		AWAY		0-1-0		0-1-0		1-3-0			
0-0-0		0-0-0		0-0-0		NEUTRAL		0-0-0		0-0-0		0-0-0			
1-4-1		0-0-0		0-0-0		CONFERENCE		0-0-0		0-1-0		1-3-1			
1-1-0		0-0-0		0-0-0		HOME		0-0-0		0-0-0		1-1-0			
0-3-1		0-0-0		0-0-0		AWAY		0-0-0		0-1-0		0-2-1			
0-0-0		0-0-0		0-0-0		NEUTRAL		0-0-0		0-0-0		0-0-0			
RPI	S	Opponent		Score	RPI	S	Opponent		Score	RPI	S	Opponent		Score	
							97	A Cincinnati	0 9			112	H Marshall	1 3	
												126	A UT Martin	0 4	
												131	A Kent St.	0 3	
												161	A Evansville	0 1	
												196	A Ohio	0 2	
												199	A Cleveland St.	0 4	
												205	A Murray St.	0 2	
												209	A Belmont	0 0	
												222	A Western Caro.	1 0	
												228	H Jacksonville St.	1 2	
												268	A Austin Peay	1 3	
												290	H Tennessee Tech	2 1	
												291	H UNC Asheville	1 2	
												321	H Alabama A&M	7 0	
<hr/>															
LAST 10 GAMES															
								205	A Murray St.	0 2			268	A Austin Peay	1 3
								126	A UT Martin	0 4			131	A Kent St.	0 3
								228	H Jacksonville St.	1 2			199	A Cleveland St.	0 4
								290	H Tennessee Tech	2 1			112	H Marshall	1 3
								209	A Belmont	0 0			291	H UNC Asheville	1 2

Non-Div. I Games:

Eastern Ky.

Average RPI Win: 276		WON-LOST	WINNING	LAST 10	STRENGTH OF	OPP. STRENGTH	TEAM	ADJ	CONF.	ADJ CONF.		
Average RPI Loss: 200		RECORD	PCT. RANK	GAMES	SCHEDULE	OF SCHEDULE	RPI	RPI	RPI	RPI		
DIV. I ONLY		5-6-0	.45455	199	5-5-0	326	194	293	.40014	293	22	23
DIV. I NON-CONF.		2-3-0	.4	220	2-2-0	327	179	306	.37981	305	23	23
<hr/>												
TOTALS		RPI 1-25		RPI 26-50		W-L RECORDS		RPI 51-100		RPI 101-150		RPI 150+
5-6-0		0-0-0		0-0-0		OVERALL		0-0-0		0-2-0		5-4-0
1-2-0		0-0-0		0-0-0		HOME		0-0-0		0-0-0		1-2-0
3-3-0		0-0-0		0-0-0		AWAY		0-0-0		0-1-0		3-2-0
1-1-0		0-0-0		0-0-0		NEUTRAL		0-0-0		0-1-0		1-0-0
2-3-0		0-0-0		0-0-0		NON-CONFERENCE		0-0-0		0-1-0		2-2-0
0-0-0		0-0-0		0-0-0		HOME		0-0-0		0-0-0		0-0-0
1-2-0		0-0-0		0-0-		AWAY		0-0-0		0-0-0		1-2-0
1-1-0		0-0-0		0-0-0		NEUTRAL		0-0-0		0-1-0		1-0-0
3-3-0		0-0-0		0-0-0		CONFERENCE		0-0-0		0-1-0		3-2-0
1-2-0		0-0-0		0-0-0		HOME		0-0-0		0-0-0		1-2-0
2-1-0		0-0-0		0-0-0		AWAY		0-0-0		0-1-0		2-0-0
0-0-0		0-0-0		0-0-0		NEUTRAL		0-0-0		0-0-0		0-0-0
RPI	S	Opponent	Score	RPI	S	Opponent	Score	RPI	S	Opponent	Score	
										132 A	Portland St.	1 3
										146 N	Hawaii	1 3
										169 A	Seattle	1 4
										227 H	Idaho St.	1 2
										244 A	Idaho	4 0
										244 H	Idaho	0 1
										258 N	Colorado St.	2 0
										271 H	Weber St.	5 1
										281 A	Fresno St.	1 2
										299 A	Bakersfield	3 0
										307 A	Sacramento St.	2 0
<hr/>												
LAST 10 GAMES												
										244 H	Idaho	0 1
										258 N	Colorado St.	2 0
										146 N	Hawaii	1 3
										169 A	Seattle	1 4
										244 A	Idaho	4 0
										299 A	Bakersfield	3 0

Non-Div. I Games:

Eastern Wash.

Average RPI Win: 272		WON-LOST	WINNING	LAST 10	STRENGTH OF	OPP. STRENGTH	TEAM	ADJ	CONF.	ADJ CONF.				
Average RPI Loss: 196		RECORD	PCT. RANK	GAMES	SCHEDULE	OF SCHEDULE	RPI	RPI	RPI	RPI				
DIV. I ONLY		2-10-1	.19231	307	1-8-1	185	300	295	.39765	294	30	30		
DIV. I NON-CONF.		2-8-0	.2	291	1-6-0	178	286	280	.40599	280	29	29		
<hr/>														
TOTALS		RPI 1-25		RPI 26-50		W-L RECORDS		RPI 51-100		RPI 101-150		RPI 150+		
2-10-1		0-0-0		0-0-0		OVERALL		0-2-0		0-1-0		2-7-1		
2-3-1		0-0-0		0-0-0		HOME		0-0-0		0-0-0		2-3-1		
0-7-0		0-0-0		0-0-0		AWAY		0-2-0		0-1-0		0-4-0		
0-0-0		0-0-0		0-0-0		NEUTRAL		0-0-0		0-0-0		0-0-0		
2-8-0		0-0-0		0-0-0		NON-CONFERENCE		0-2-0		0-1-0		2-5-0		
2-2-0		0-0-0		0-0-0		HOME		0-0-0		0-0-0		2-2-0		
0-6-0		0-0-0		0-0-		AWAY		0-2-0		0-1-0		0-3-0		
0-0-0		0-0-0		0-0-0		NEUTRAL		0-0-0		0-0-0		0-0-0		
0-2-1		0-0-0		0-0-0		CONFERENCE		0-0-0		0-0-0		0-2-1		
0-1-1		0-0-0		0-0-0		HOME		0-0-0		0-0-0		0-1-1		
0-1-0		0-0-0		0-0-0		AWAY		0-0-0		0-0-0		0-1-0		
0-0-0		0-0-0		0-0-0		NEUTRAL		0-0-0		0-0-0		0-0-0		
RPI	S	Opponent		Score	RPI	S	Opponent		Score	RPI	S	Opponent		Score

Non-Div. I Games:

IPFW

Average RPI Win: 322		WON-LOST RECORD		WINNING PCT. RANK		LAST 10 GAMES		STRENGTH OF SCHEDULE		OPP. STRENGTH OF SCHEDULE		TEAM RPI		ADJ RPI		CONF. RPI		ADJ CONF. RPI					
DIV. I ONLY		2-11-1		.17857 310		1-8-1		199		230		294		.397 295		7 7							
DIV. I NON-CONF.		2-7-1		.25 277		1-4-1		272		258		294		.38786 297		7 7							
TOTALS		RPI 1-25		RPI 26-50		W-L RECORDS		RPI 51-100		RPI 101-150		RPI 150+											
2-11-1		0-2-0		0-1-0		OVERALL		0-0-0		0-3-0		2-5-1											
2-6-0		0-1-0		0-0-0		HOME		0-0-0		0-2-0		2-3-0											
0-5-1		0-1-0		0-1-0		AWAY		0-0-0		0-1-0		0-2-1											
0-0-0		0-0-0		0-0-0		NEUTRAL		0-0-0		0-0-0		0-0-0											
2-7-1		0-1-0		0-1-0		NON-CONFERENCE		0-0-0		0-1-0		2-4-1											
2-4-0		0-0-0		0-0-0		HOME		0-0-0		0-1-0		2-3-0											
0-3-1		0-1-0		0-0-		AWAY		0-0-0		0-0-0		0-1-1											
0-0-0		0-0-0		0-0-0		NEUTRAL		0-0-0		0-0-0		0-0-0											
0-4-0		0-1-0		0-0-0		CONFERENCE		0-0-0		0-2-0		0-1-0											
0-2-0		0-1-0		0-0-0		HOME		0-0-0		0-1-0		0-0-0											
0-2-0		0-0-0		0-0-0		AWAY		0-0-0		0-1-0		0-1-0											
0-0-0		0-0-0		0-0-0		NEUTRAL		0-0-0		0-0-0		0-0-0											
RPI	S	Opponent		Score		RPI	S	Opponent		Score		RPI	S	Opponent		Score							
14	H	Pepperdine		0 5		48	A	Southern California		0 3		124	A	Portland		0 3							
23	A	California		0 3								125	H	Loyola Marymount		1 3							
												149	H	UC Santa Barbara		1 6							
												159	A	Gonzaga		0 1							
												167	H	Saint Joseph's		1 4							
												186	H	FIU		0 1							
												257	H	San Jose St.		0 4							
												266	A	UC Davis		0 0							
												307	A	Sacramento St.		0 1							
												320	H	Quinnipiac		1 0							
												323	H	Canisius		2 1							
						LAST 10 GAMES																	
						14 H Pepperdine 0 5						149 H UC Santa Barbara 1 6											
						125 H Loyola Marymount 1 3						23 A California 0 3											
						159 A Gonzaga 0 1						48 A Southern California 0 3											
						124 A Portland 0 3						257 H San Jose St. 0 4											
						266 A UC Davis 0 0						323 H Canisius 2 1											

Non-Div. I Games:

Pacific

Average RPI Win: 275		WON-LOST RECORD		WINNING PCT. RANK		LAST 10 GAMES		STRENGTH OF SCHEDULE		OPP. STRENGTH OF SCHEDULE		TEAM RPI		ADJ RPI		CONF. RPI		ADJ CONF. RPI	
DIV. I ONLY		4-11-0		.26667 289		3-7-0		291		169		299		.39601 296		16		16	
DIV. I NON-CONF.		3-6-0		.33333 252		2-2-0		321		202		315		.37205 312		17		17	
TOTALS		RPI 1-25		RPI 26-50		W-L RECORDS		RPI 51-100		RPI 101-150		RPI 150+							
4-11-0		0-0-0		0-0-0		OVERALL		0-2-0		0-2-0		4-7-0							
2-6-0		0-0-0		0-0-0		HOME		0-1-0		0-2-0		2-3-0							
2-5-0		0-0-0		0-0-0		AWAY		0-1-0		0-0-0		2-4-0							
0-0-0		0-0-0		0-0-0		NEUTRAL		0-0-0		0-0-0		0-0-0							
3-6-0		0-0-0		0-0-0		NON-CONFERENCE		0-1-0		0-0-0		3-5-0							
2-4-0		0-0-0		0-0-0		HOME		0-1-0		0-0-0		2-3-0							
1-2-0		0-0-0		0-0-		AWAY		0-0-0		0-0-0		1-2-0							
0-0-0		0-0-0		0-0-0		NEUTRAL		0-0-0		0-0-0		0-0-0							
1-5-0		0-0-0		0-0-0		CONFERENCE		0-1-0		0-2-0		1-2-0							
0-2-0		0-0-0		0-0-0		HOME		0-0-0		0-2-0		0-0-0							
1-3-0		0-0-0		0-0-0		AWAY		0-1-0		0-0-0		1-2-0							
0-0-0		0-0-0		0-0-0		NEUTRAL		0-0-0		0-0-0		0-0-0							
RPI S	Opponent	Score		RPI S	Opponent	Score		RPI S	Opponent	Score		RPI S	Opponent	Score					
								62 H	Tulsa	0	1	102 H	Texas St.	1	2				
								81 A	Ga. Southern	0	2	150 H	Appalachian St.	0	1				
												162 A	Missouri St.	0	3				
												163 A	La.-Lafayette	2	4				
												189 A	Georgia St.	2	5				
												203 H	Mississippi St.	0	5				
												205 A	Murray St.	3	2				
												221 H	Southeast Mo. St.	0	3				
												239 H	Central Ark.	1	2				
												240 A	La.-Monroe	1	0				
												249 A	Southern Miss.	0	1				
												324 H	Mississippi Val.	5	1				
												330 H	Ark.-Pine Bluff	8	0				
LAST 10 GAMES																			

Non-Div. I Games:

Arkansas St.

Average RPI Win:	318	WON-LOST	WINNING	LAST 10	STRENGTH OF	OPP. STRENGTH	TEAM	ADJ	CONF.	ADJ CONF.			
Average RPI Loss:	176	RECORD	PCT. RANK	GAMES	SCHEDULE	OF SCHEDULE	RPI	RPI	RPI	RPI			
DIV. I ONLY	2-11-1	.17857	310	2-7-1	212	278	302	.39403	297	23	22		
DIV. I NON-CONF.	2-5-0	.28571	271	2-1-0	128	311	251	.44116	247	22	21		
<hr/>													
TOTALS	RPI 1-25	RPI 26-50		W-L RECORDS	RPI 51-100		RPI 101-150		RPI 150+				
2-11-1	0-0-0	0-0-0		OVERALL	0-3-0		0-2-0		2-6-1				
1-3-1	0-0-0	0-0-0		HOME	0-1-0		0-0-0		1-2-1				
1-8-0	0-0-0	0-0-0		AWAY	0-2-0		0-2-0		1-4-0				
0-0-0	0-0-0	0-0-0		NEUTRAL	0-0-0		0-0-0		0-0-0				
<hr/>													
2-5-0	0-0-0	0-0-0		NON-CONFERENCE	0-2-0		0-1-0		2-2-0				
1-2-0	0-0-0	0-0-0		HOME	0-0-0		0-0-0		1-2-0				
1-3-0	0-0-0	0-0-		AWAY	0-2-0		0-1-0		1-0-0				
0-0-0	0-0-0	0-0-0		NEUTRAL	0-0-0		0-0-0		0-0-0				
<hr/>													
0-6-1	0-0-0	0-0-0		CONFERENCE	0-1-0		0-1-0		0-4-1				
0-1-1	0-0-0	0-0-0		HOME	0-1-0		0-0-0		0-0-1				
0-5-0	0-0-0	0-0-0		AWAY	0-0-0		0-1-0		0-4-0				
0-0-0	0-0-0	0-0-0		NEUTRAL	0-0-0		0-0-0		0-0-0				
<hr/>													
RPI S	Opponent	Score	RPI S	Opponent	Score	RPI S	Opponent	Score	RPI S	Opponent	Score		
						92 H	Stephen F. Austin	0	4	102 A	Texas St.	0	3
						96 A	Baylor	0	5	139 A	Abilene Christian	0	3
						100 A	LSU	2	6	184 H	UALR	0	1
										235 A	Sam Houston St.	1	4
										237 A	Lamar	1	4
										239 A	Central Ark.	0	2
										240 H	La.-Monroe	0	3
										252 H	Houston Baptist	1	1
										267 A	McNeese St.	1	2
										317 A	Prairie View	4	0
						319 H	Jackson St.	6	0				
<hr/>													
			LAST 10 GAMES										
			267 A McNeese St.			1	2	92 H Stephen F. Austin			0	4	
			139 A Abilene Christian			0	3	237 A Lamar			1	4	
			235 A Sam Houston St.			1	4	319 H Jackson St.			6	0	
			239 A Central Ark.			0	2	317 A Prairie View			4	0	
			252 H Houston Baptist			1	1	96 A Baylor			0	5	

Non-Div. I Games: Louisiana Col. 9 1

Northwestern St.

C
i
t
a
d
e
l

Citadel

Average RPI Win: 181		WON-LOST	WINNING	LAST 10	STRENGTH OF		OPP. STRENGTH	TEAM	ADJ		CONF.	ADJ CONF.
Average RPI Loss: 171		RECORD	PCT. RANK	GAMES	SCHEDULE		OF SCHEDULE	RPI	RPI		RPI	RPI
DIV. I ONLY		1-12-1	.10714	324	1-8-1		124	302	296		28	28
DIV. I NON-CONF.		1-8-1	.15	308	1-4-1		169	295	287		27	28
TOTALS		RPI 1-25	RPI 26-50		W-L RECORDS		RPI 51-100		RPI 101-150		RPI 150+	
1-12-1		0-0-0	0-0-0		OVERALL		0-1-0		0-5-0		1-6-1	
0-4-1		0-0-0	0-0-0		HOME		0-0-0		0-1-0		0-3-1	
1-8-0		0-0-0	0-0-0		AWAY		0-1-0		0-4-0		1-3-0	
0-0-0		0-0-0	0-0-0		NEUTRAL		0-0-0		0-0-0		0-0-0	
1-8-1		0-0-0	0-0-0		NON-CONFERENCE		0-1-0		0-3-0		1-4-1	
0-2-1		0-0-0	0-0-0		HOME		0-0-0		0-0-0		0-2-1	
1-6-0		0-0-0	0-0-		AWAY		0-1-0		0-3-0		1-2-0	
0-0-0		0-0-0	0-0-0		NEUTRAL		0-0-0		0-0-0		0-0-0	
0-4-0		0-0-0	0-0-0		CONFERENCE		0-0-0		0-2-0		0-2-0	
0-2-0		0-0-0	0-0-0		HOME		0-0-0		0-1-0		0-1-0	
0-2-0		0-0-0	0-0-0		AWAY		0-0-0		0-1-0		0-1-0	
0-0-0		0-0-0	0-0-0		NEUTRAL		0-0-0		0-0-0		0-0-0	
RPI S	Opponent	Score	RPI S	Opponent	Score	RPI S	Opponent	Score	RPI S	Opponent	Score	
						55 A	FGCU	0 3	107 A	Long Beach St.	0 2	
									135 A	UC Riverside	0 4	
									148 A	Utah Valley	1 2	
									148 H	Utah Valley	1 2	
									149 A	UC Santa Barbara	0 2	
									159 H	Gonzaga	1 2	
									169 A	Seattle	1 5	
									169 H	Seattle	3 6	
									181 A	Fla. Atlantic	2 1	
									213 A	Southern Utah	0 5	
									277 H	UNI	1 1	
									293 H	Eastern Wash.	0 3	
									307 A	Sacramento St.	1 2	
LAST 10 GAMES												
						169 A	Seattle	1 5	181 A	Fla. Atlantic	2 1	
						148 A	Utah Valley	1 2	149 A	UC Santa Barbara	0 2	
						169 H	Seattle	3 6	135 A	UC Riverside	0 4	
						148 H	Utah Valley	1 2	107 A	Long Beach St.	0 2	
						55 A	FGCU	0 3	277 H	UNI	1 1	

Non-Div. I Games:

Bakersfield

Average RPI Win:		326	WON-LOST RECORD		WINNING PCT. RANK		LAST 10 GAMES		STRENGTH OF SCHEDULE		OPP. STRENGTH OF SCHEDULE		TEAM RPI		ADJ RPI		CONF. RPI		ADJ CONF. RPI	
DIV. I ONLY			3-12-0		.2 304		2-8-0		211		306		301		.39143 300		28		28	
DIV. I NON-CONF.			1-9-0		.1 315		0-5-0		176		257		301		.38425 301		27		28	
TOTALS		RPI 1-25		RPI 26-50		W-L RECORDS		RPI 51-100		RPI 101-150		RPI 150+								
3-12-0		0-0-0		0-1-0		OVERALL		0-0-0		0-6-0		3-5-0								
2-4-0		0-0-0		0-0-0		HOME		0-0-0		0-2-0		2-2-0								
1-7-0		0-0-0		0-0-0		AWAY		0-0-0		0-4-0		1-3-0								
0-1-0		0-0-0		0-1-0		NEUTRAL		0-0-0		0-0-0		0-0-0								
1-9-0		0-0-0		0-1-0		NON-CONFERENCE		0-0-0		0-4-0		1-4-0								
1-3-0		0-0-0		0-0-0		HOME		0-0-0		0-1-0		1-2-0								
0-5-0		0-0-0		0-0-		AWAY		0-0-0		0-3-0		0-2-0								
0-1-0		0-0-0		0-1-0		NEUTRAL		0-0-0		0-0-0		0-0-0								
2-3-0		0-0-0		0-0-0		CONFERENCE		0-0-0		0-2-0		2-1-0								
1-1-0		0-0-0		0-0-0		HOME		0-0-0		0-1-0		1-0-0								
1-2-0		0-0-0		0-0-0		AWAY		0-0-0		0-1-0		1-1-0								
0-0-0		0-0-0		0-0-0		NEUTRAL		0-0-0		0-0-0		0-0-0								
RPI	S	Opponent		Score		RPI	S	Opponent		Score		RPI	S	Opponent		Score				
						35	N	Arizona St.	0	5			102	H	Texas St.	1	2			
													103	A	UTEP	0	5			
													113	A	UMKC	2	4			
													113	H	UMKC	1	2			
													125	A	Loyola Marymount	1	3			
													143	A	Creighton	0	6			
													157	H	UNLV	2	3			
													217	A	New Mexico	1	4			
													252	H	Houston Baptist	0	3			
													273	A	Tex.-Pan American	1	3			
													305	A	Omaha	2	6			
													315	H	Incarnate Word	2	1			
													331	A	Chicago St.	6	1			
													331	H	Chicago St.	4	1			
LAST 10 GAMES																				
						331	H	Chicago St.	4	1			157	H	UNLV	2	3			
						113	H	UMKC	1	2			217	A	New Mexico	1	4			
						331	A	Chicago St.	6	1			35	N	Arizona St.	0	5			
						113	A	UMKC	2	4			305	A	Omaha	2	6			
						273	A	Tex.-Pan American	1	3			143	A	Creighton	0	6			

Non-Div. I Games:

New Mexico St.

Average RPI Win:	264	WON-LOST RECORD	WINNING PCT. RANK	LAST 10 GAMES	STRENGTH OF SCHEDULE	OPP. STRENGTH OF SCHEDULE	TEAM RPI	ADJ RPI	CONF. RPI	ADJ CONF. RPI						
Average RPI Loss:	206															
DIV. I ONLY		2-11-0	.15385	316	1-9-0	160	307	298	.39076	301	30	30				
DIV. I NON-CONF.		1-9-0	.1	315	0-7-0	147	304	296	.38574	300	29	29				
<hr/>																
TOTALS	RPI 1-25	RPI 26-50		W-L RECORDS		RPI 51-100		RPI 101-150		RPI 150+						
2-11-0	0-0-0	0-0-0		OVERALL		0-0-0		0-3-0		2-8-0						
1-5-0	0-0-0	0-0-0		HOME		0-0-0		0-0-0		1-5-0						
1-6-0	0-0-0	0-0-0		AWAY		0-0-0		0-3-0		1-2-0						
0-0-0	0-0-0	0-0-0		NEUTRAL		0-0-0		0-0-0		0-0-0						
1-9-0	0-0-0	0-0-0		NON-CONFERENCE		0-0-0		0-3-0		1-6-0						
1-4-0	0-0-0	0-0-0		HOME		0-0-0		0-0-0		1-4-0						
0-5-0	0-0-0	0-0-		AWAY		0-0-0		0-3-0		0-2-0						
0-0-0	0-0-0	0-0-0		NEUTRAL		0-0-0		0-0-0		0-0-0						
1-2-0	0-0-0	0-0-0		CONFERENCE		0-0-0		0-0-0		1-2-0						
0-1-0	0-0-0	0-0-0		HOME		0-0-0		0-0-0		0-1-0						
1-1-0	0-0-0	0-0-0		AWAY		0-0-0		0-0-0		1-1-0						
0-0-0	0-0-0	0-0-0		NEUTRAL		0-0-0		0-0-0		0-0-0						
RPI	S	Opponent	Score	RPI	S	Opponent	Score	RPI	S	Opponent	Score					
								113	A	UMKC	0	3				
								131	A	Kent St.	0	3				
								143	A	Creighton	0	4				
								179	H	Valparaiso	0	3				
								210	H	Denver	0	1				
								229	A	South Dakota St.	1	2				
								232	H	Green Bay	1	2				
								242	A	Saint Louis	1	3				
								251	H	Drake	0	2				
								254	H	Northern Ill.	2	0				
								261	A	Loyola Chicago	0	4				
								274	A	North Dakota St.	2	1				
								277	H	UNI	0	2				
LAST 10 GAMES																
						210	H	Denver	0	1		251	H	Drake	0	2
						229	A	South Dakota St.	1	2		113	A	UMKC	0	3
						274	A	North Dakota St.	2	1		179	H	Valparaiso	0	3
						277	H	UNI	0	2		242	A	Saint Louis	1	3
						232	H	Green Bay	1	2		143	A	Creighton	0	4

Non-Div. I Games:

Western Ill.

Average RPI Win:	258	WON-LOST	WINNING	LAST 10	STRENGTH OF	OPP. STRENGTH	TEAM	ADJ	CONF.	ADJ CONF.	
Average RPI Loss:	221	RECORD	PCT. RANK	GAMES	SCHEDULE	OF SCHEDULE	RPI	RPI	RPI	RPI	
DIV. I ONLY	2-10-2	.21429	300	1-7-2	204	319	297	.39058	302	29	29
DIV. I NON-CONF.	2-8-1	.22727	284	1-5-1	237	321	302	.38104	303	26	27
<hr/>											
TOTALS	RPI 1-25	RPI 26-50		W-L RECORDS		RPI 51-100		RPI 101-150		RPI 150+	
2-10-2	0-0-0	0-0-0		OVERALL		0-0-0		0-0-0		2-10-2	
0-4-2	0-0-0	0-0-0		HOME		0-0-0		0-0-0		0-4-2	
1-5-0	0-0-0	0-0-0		AWAY		0-0-0		0-0-0		1-5-0	
1-1-0	0-0-0	0-0-0		NEUTRAL		0-0-0		0-0-0		1-1-0	
2-8-1	0-0-0	0-0-0		NON-CONFERENCE		0-0-0		0-0-0		2-8-1	
0-3-1	0-0-0	0-0-0		HOME		0-0-0		0-0-0		0-3-1	
1-4-0	0-0-0	0-0-		AWAY		0-0-0		0-0-0		1-4-0	
1-1-0	0-0-0	0-0-0		NEUTRAL		0-0-0		0-0-0		1-1-0	
0-2-1	0-0-0	0-0-0		CONFERENCE		0-0-0		0-0-0		0-2-1	
0-1-1	0-0-0	0-0-0		HOME		0-0-0		0-0-0		0-1-1	
0-1-0	0-0-0	0-0-0		AWAY		0-0-0		0-0-0		0-1-0	
0-0-0	0-0-0	0-0-0		NEUTRAL		0-0-0		0-0-0		0-0-0	
RPI S	Opponent	Score	RPI S	Opponent	Score	RPI S	Opponent	Score	RPI S	Opponent	Score
									152 A	Niagara	0 1
									165 A	Pittsburgh	1 3
									177 A	Bucknell	0 1
									178 A	Fairleigh Dickinson	1 2
									180 H	Central Conn. St.	1 1
									192 N	Duquesne	3 2
									198 H	UMBC	0 1
									201 N	Akron	1 2
									243 H	St. Bonaventure	0 0
									259 H	Wagner	0 1
									282 H	Youngstown St.	1 3
									283 A	Northern Ky.	1 2
									313 H	Howard	1 2
									323 A	Canisius	1 0
<hr/>											
LAST 10 GAMES											
	178 A	Fairleigh Dickinson	1 2	323 A	Canisius	1 0					
	259 H	Wagner	0 1	152 A	Niagara	0 1					
	180 H	Central Conn. St.	1 1	283 A	Northern Ky.	1 2					
	198 H	UMBC	0 1	243 H	St. Bonaventure	0 0					
	313 H	Howard	1 2	177 A	Bucknell	0 1					

Non-Div. I Games:

Robert Morris

Average RPI Win: 324		WON-LOST	WINNING	LAST 10	STRENGTH OF		OPP. STRENGTH	TEAM	ADJ		CONF.	ADJ CONF.							
Average RPI Loss: 158		RECORD	PCT. RANK	GAMES	SCHEDULE		OF SCHEDULE	RPI	RPI		RPI	RPI							
DIV. I ONLY		2-10-0	.16667	315	2-8-0		200	282	303	.38857	303	31	31						
DIV. I NON-CONF.		1-10-0	.09091	317	1-8-0		134	264	289	.39384	289	32	32						
<hr/>																			
TOTALS		RPI 1-25		RPI 26-50		W-L RECORDS		RPI 51-100		RPI 101-150		RPI 150+							
2-10-0		0-0-0		0-1-0		OVERALL		0-3-0		0-2-0		2-4-0							
2-4-0		0-0-0		0-0-0		HOME		0-2-0		0-0-0		2-2-0							
0-4-0		0-0-0		0-1-0		AWAY		0-1-0		0-1-0		0-1-0							
0-2-0		0-0-0		0-0-0		NEUTRAL		0-0-0		0-1-0		0-1-0							
<hr/>																			
1-10-0		0-0-0		0-1-0		NON-CONFERENCE		0-3-0		0-2-0		1-4-0							
1-4-0		0-0-0		0-0-0		HOME		0-2-0		0-0-0		1-2-0							
0-4-0		0-0-0		0-0-		AWAY		0-1-0		0-1-0		0-1-0							
0-2-0		0-0-0		0-0-0		NEUTRAL		0-0-0		0-1-0		0-1-0							
<hr/>																			
1-0-0		0-0-0		0-0-0		CONFERENCE		0-0-0		0-0-0		1-0-0							
1-0-0		0-0-0		0-0-0		HOME		0-0-0		0-0-0		1-0-0							
0-0-0		0-0-0		0-0-0		AWAY		0-0-0		0-0-0		0-0-0							
0-0-0		0-0-0		0-0-0		NEUTRAL		0-0-0		0-0-0		0-0-0							
<hr/>																			
RPI	S	Opponent		Score		RPI	S	Opponent		Score		RPI	S	Opponent		Score			
						41	A	Kentucky	0	5			78	H	East Carolina	0	6		
													81	H	Ga. Southern	1	2		
													95	A	South Ala.	0	5		
															133	N	Troy	1	3
															147	A	UNCW	0	8
															212	N	Elon	1	3
															234	A	Longwood	1	6
															276	H	Winthrop	1	2
															283	H	Northern Ky.	3	4
															316	H	Charleston So.	3	2
															332	H	South Carolina St.	2	1
<hr/>																			
LAST 10 GAMES																			
						316	H	Charleston So.	3	2			95	A	South Ala.	0	5		
						332	H	South Carolina St.	2	1			133	N	Troy	1	3		
						276	H	Winthrop	1	2			212	N	Elon	1	3		
						234	A	Longwood	1	6			147	A	UNCW	0	8		
						283	H	Northern Ky.	3	4			78	H	East Carolina	0	6		

Non-Div. I Games:

Francis Marion

Average RPI Win:		325	WON-LOST RECORD		WINNING PCT. RANK		LAST 10 GAMES		STRENGTH OF SCHEDULE		OPP. STRENGTH OF SCHEDULE		TEAM RPI		ADJ RPI		CONF. RPI		ADJ CONF. RPI	
DIV. I ONLY			4-8-1		.34615	264	4-5-1		300		323		305	.38774	304	32		32		
DIV. I NON-CONF.			0-8-0		0	323	0-5-0		60		318		292	.38995	294	31		31		
TOTALS		RPI 1-25		RPI 26-50		W-L RECORDS		RPI 51-100		RPI 101-150		RPI 150+								
4-8-1		0-0-0		0-0-0		OVERALL		0-2-0		0-0-0		4-6-1								
3-3-0		0-0-0		0-0-0		HOME		0-1-0		0-0-0		3-2-0								
1-4-1		0-0-0		0-0-0		AWAY		0-1-0		0-0-0		1-3-1								
0-1-0		0-0-0		0-0-0		NEUTRAL		0-0-0		0-0-0		0-1-0								
0-8-0		0-0-0		0-0-0		NON-CONFERENCE		0-2-0		0-0-0		0-6-0								
0-3-0		0-0-0		0-0-0		HOME		0-1-0		0-0-0		0-2-0								
0-4-0		0-0-0		0-0-		AWAY		0-1-0		0-0-0		0-3-0								
0-1-0		0-0-0		0-0-0		NEUTRAL		0-0-0		0-0-0		0-1-0								
4-0-1		0-0-0		0-0-0		CONFERENCE		0-0-0		0-0-0		4-0-1								
3-0-0		0-0-0		0-0-0		HOME		0-0-0		0-0-0		3-0-0								
1-0-1		0-0-0		0-0-0		AWAY		0-0-0		0-0-0		1-0-1								
0-0-0		0-0-0		0-0-0		NEUTRAL		0-0-0		0-0-0		0-0-0								
RPI	S	Opponent		Score	RPI	S	Opponent		Score	RPI	S	Opponent		Score	RPI	S	Opponent		Score	
							92	A	Stephen F. Austin	0	7		171	H	Louisiana Tech	1	2			
							95	H	South Ala.	0	7		184	A	UALR	0	6			
												240	N	La.-Monroe	0	5				
												249	A	Southern Miss.	0	4				
												267	A	McNeese St.	0	1				
												273	H	Tex.-Pan American	0	2				
												313	H	Howard	1	0				
												324	A	Mississippi Val.	0	0				
												327	A	Alcorn	3	0				
												329	H	Grambling	4	2				
												330	H	Ark.-Pine Bluff	3	0				
LAST 10 GAMES																				
							313	H	Howard	1	0		249	A	Southern Miss.	0	4			
							324	A	Mississippi Val.	0	0		92	A	Stephen F. Austin	0	7			
							327	A	Alcorn	3	0		267	A	McNeese St.	0	1			
							330	H	Ark.-Pine Bluff	3	0		95	H	South Ala.	0	7			
							329	H	Grambling	4	2		171	H	Louisiana Tech	1	2			

Non-Div. I Games:

Southern U.

Average RPI Win: 275		WON-LOST	WINNING	LAST 10	STRENGTH OF	OPP. STRENGTH	TEAM	ADJ	CONF.	ADJ CONF.		
Average RPI Loss: 213		RECORD	PCT. RANK	GAMES	SCHEDULE	OF SCHEDULE	RPI	RPI	RPI	RPI		
DIV. I ONLY		3-9-2	.28571	282	2-6-2	289	283	304	.38698	305	30	30
DIV. I NON-CONF.		2-9-0	.18182	296	1-6-0	296	271	317	.35153	317	29	29
<hr/>												
TOTALS		RPI 1-25		RPI 26-50		W-L RECORDS		RPI 51-100		RPI 101-150		RPI 150+
3-9-2		0-0-0		0-0-0		OVERALL		0-0-0		0-2-0		3-7-2
2-1-1		0-0-0		0-0-0		HOME		0-0-0		0-1-0		2-0-1
1-7-1		0-0-0		0-0-0		AWAY		0-0-0		0-1-0		1-6-1
0-1-0		0-0-0		0-0-0		NEUTRAL		0-0-0		0-0-0		0-1-0
2-9-0		0-0-0		0-0-0		NON-CONFERENCE		0-0-0		0-2-0		2-7-0
2-1-0		0-0-0		0-0-0		HOME		0-0-0		0-1-0		2-0-0
0-7-0		0-0-0		0-0-		AWAY		0-0-0		0-1-0		0-6-0
0-1-0		0-0-0		0-0-0		NEUTRAL		0-0-0		0-0-0		0-1-0
1-0-2		0-0-0		0-0-0		CONFERENCE		0-0-0		0-0-0		1-0-2
0-0-1		0-0-0		0-0-0		HOME		0-0-0		0-0-0		0-0-1
1-0-1		0-0-0		0-0-0		AWAY		0-0-0		0-0-0		1-0-1
0-0-0		0-0-0		0-0-0		NEUTRAL		0-0-0		0-0-0		0-0-0
RPI	S	Opponent	Score	RPI	S	Opponent	Score	RPI	S	Opponent	Score	
										142 A	Utah St.	0 3
										143 H	Creighton	1 2
										162 A	Missouri St.	1 2
										191 A	Northern Colo.	1 4
										210 A	Denver	3 2
										238 A	South Dakota	0 0
										242 A	Saint Louis	2 4
										251 A	Drake	1 2
										254 A	Northern Ill.	0 1
										264 N	Col. of Charleston	0 1
										271 A	Weber St.	1 3
										274 H	North Dakota St.	1 1
										300 H	New Mexico St.	6 2
										315 H	Incarnate Word	2 0
<hr/>												
LAST 10 GAMES												
										251 A	Drake	1 2
										274 H	North Dakota St.	1 1
										210 A	Denver	3 2
										238 A	South Dakota	0 0
										242 A	Saint Louis	2 4
										162 A	Missouri St.	1 2
										143 H	Creighton	1 2
										191 A	Northern Colo.	1 4
										264 N	Col. of Charleston	0 1
										300 H	New Mexico St.	6 2

Non-Div. I Games:

Omaha

Average RPI Win: 273		WON-LOST RECORD		WINNING PCT. RANK		LAST 10 GAMES		STRENGTH OF SCHEDULE		OPP. STRENGTH OF SCHEDULE		TEAM RPI		ADJ RPI		CONF. RPI		ADJ CONF. RPI	
DIV. I ONLY		2-12-0		.14286 318		2-8-0		197		269		306		.38688 306		26		26	
DIV. I NON-CONF.		2-8-0		.2 291		2-4-0		177		248		274		.41248 274		28		25	
TOTALS		RPI 1-25		RPI 26-50		W-L RECORDS		RPI 51-100		RPI 101-150		RPI 150+							
2-12-0		0-0-0		0-0-0		OVERALL		0-2-0		0-2-0		2-8-0							
2-6-0		0-0-0		0-0-0		HOME		0-2-0		0-0-0		2-4-0							
0-6-0		0-0-0		0-0-0		AWAY		0-0-0		0-2-0		0-4-0							
0-0-0		0-0-0		0-0-0		NEUTRAL		0-0-0		0-0-0		0-0-0							
2-8-0		0-0-0		0-0-0		NON-CONFERENCE		0-2-0		0-2-0		2-4-0							
2-4-0		0-0-0		0-0-0		HOME		0-2-0		0-0-0		2-2-0							
0-4-0		0-0-0		0-0-		AWAY		0-0-0		0-2-0		0-2-0							
0-0-0		0-0-0		0-0-0		NEUTRAL		0-0-0		0-0-0		0-0-0							
0-4-0		0-0-0		0-0-0		CONFERENCE		0-0-0		0-0-0		0-4-0							
0-2-0		0-0-0		0-0-0		HOME		0-0-0		0-0-0		0-2-0							
0-2-0		0-0-0		0-0-0		AWAY		0-0-0		0-0-0		0-2-0							
0-0-0		0-0-0		0-0-0		NEUTRAL		0-0-0		0-0-0		0-0-0							
RPI	S	Opponent		Score		RPI	S	Opponent		Score		RPI	S	Opponent		Score			

Non-Div. I Games:

Ill.-Chicago

Average RPI Win:	294	WON-LOST RECORD	WINNING PCT. RANK	LAST 10 GAMES	STRENGTH OF SCHEDULE	OPP. STRENGTH OF SCHEDULE	TEAM RPI	ADJ RPI	CONF. RPI	ADJ CONF. RPI	
Average RPI Loss:	211										
DIV. I ONLY	5-9-0	.35714	255	3-6-0	319	271	308	.38094	307	22	23
DIV. I NON-CONF.	4-4-0	.5	154	2-1-0	330	254	305	.37817	306	23	23
<hr/>											
TOTALS	RPI 1-25	RPI 26-50		W-L RECORDS	RPI 51-100		RPI 101-150		RPI 150+		
5-9-0	0-0-0	0-0-0		OVERALL	0-0-0		0-3-0		5-6-0		
4-6-0	0-0-0	0-0-0		HOME	0-0-0		0-2-0		4-4-0		
1-3-0	0-0-0	0-0-0		AWAY	0-0-0		0-1-0		1-2-0		
0-0-0	0-0-0	0-0-0		NEUTRAL	0-0-0		0-0-0		0-0-0		
<hr/>											
4-4-0	0-0-0	0-0-0		NON-CONFERENCE	0-0-0		0-1-0		4-3-0		
3-3-0	0-0-0	0-0-0		HOME	0-0-0		0-1-0		3-2-0		
1-1-0	0-0-0	0-0-		AWAY	0-0-0		0-0-0		1-1-0		
0-0-0	0-0-0	0-0-0		NEUTRAL	0-0-0		0-0-0		0-0-0		
<hr/>											
1-5-0	0-0-0	0-0-0		CONFERENCE	0-0-0		0-2-0		1-3-0		
1-3-0	0-0-0	0-0-0		HOME	0-0-0		0-1-0		1-2-0		
0-2-0	0-0-0	0-0-0		AWAY	0-0-0		0-1-0		0-1-0		
0-0-0	0-0-0	0-0-0		NEUTRAL	0-0-0		0-0-0		0-0-0		
<hr/>											
RPI S	Opponent	Score	RPI S	Opponent	Score	RPI S	Opponent	Score	RPI S	Opponent	Score
						116 H Montana 1 2					
						127 A Northern Ariz. 0 1					
						149 H UC Santa Barbara 0 2					
						213 A Southern Utah 1 2					
						227 H Idaho St. 2 3					
						247 H Nevada 0 1					
						257 A San Jose St. 0 1					
						266 H UC Davis 0 1					
						271 H Weber St. 2 0					
						281 A Fresno St. 2 1					
						293 H Eastern Wash. 0 2					
						295 H Pacific 1 0					
						299 H Bakersfield 2 1					
						323 H Canisius 2 0					
						<hr/>					
			LAST 10 GAMES								
			227 H Idaho St. 2 3			213 A Southern Utah 1 2					
			271 H Weber St. 2 0			281 A Fresno St. 2 1					
			293 H Eastern Wash. 0 2			149 H UC Santa Barbara 0 2					
			116 H Montana 1 2			323 H Canisius 2 0					
			127 A Northern Ariz. 0 1			247 H Nevada 0 1					

Non-Div. I Games: Fresno Pacific 2 0

Sacramento St.

Average RPI Win: 325		WON-LOST	WINNING	LAST 10	STRENGTH OF		OPP. STRENGTH	TEAM	ADJ	CONF.	ADJ CONF.
Average RPI Loss: 174		RECORD	PCT. RANK	GAMES	SCHEDULE		OF SCHEDULE	RPI	RPI	RPI	RPI
DIV. I ONLY		4-6-3	.42308	217	4-1-1		327	304	309	.37902	308
DIV. I NON-CONF.		0-6-1	.07143	320	0-1-0		141	270	297	.38811	295
TOTALS		RPI 1-25	RPI 26-50		W-L RECORDS		RPI 51-100		RPI 101-150		RPI 150+
4-6-3		0-0-0	0-0-0		OVERALL		0-1-0		0-1-0		4-4-3
1-2-2		0-0-0	0-0-0		HOME		0-0-0		0-0-0		1-2-2
3-4-1		0-0-0	0-0-0		AWAY		0-1-0		0-0-0		3-2-1
0-0-0		0-0-0	0-0-0		NEUTRAL		0-0-0		0-0-0		0-0-0
0-6-1		0-0-0	0-0-0		NON-CONFERENCE		0-1-0		0-1-0		0-4-1
0-2-1		0-0-0	0-0-0		HOME		0-0-0		0-0-0		0-2-1
0-4-0		0-0-0	0-0-		AWAY		0-1-0		0-1-0		0-2-0
0-0-0		0-0-0	0-0-0		NEUTRAL		0-0-0		0-0-0		0-0-0
4-0-2		0-0-0	0-0-0		CONFERENCE		0-0-0		0-0-0		4-0-2
1-0-1		0-0-0	0-0-0		HOME		0-0-0		0-0-0		1-0-1
3-0-1		0-0-0	0-0-0		AWAY		0-0-0		0-0-0		3-0-1
0-0-0		0-0-0	0-0-0		NEUTRAL		0-0-0		0-0-0		0-0-0
RPI S	Opponent	Score	RPI S	Opponent	Score	RPI S	Opponent	Score	RPI S	Opponent	Score
						69 A	North Texas	0 3	145 A	SMU	0 1
									163 A	La.-Lafayette	1 5
									173 H	Southeastern La.	0 4
									237 A	Lamar	0 4
									256 H	A&M-Corpus Christi	0 3
									273 H	Tex.-Pan American	0 0
									312 H	Alabama St.	2 1
									321 H	Alabama A&M	2 2
									324 A	Mississippi Val.	0 0
									327 A	Alcorn	2 1
									329 A	Grambling	1 0
									330 A	Ark.-Pine Bluff	4 0
LAST 10 GAMES											
						145 A	SMU	0 1	312 H	Alabama St.	2 1
						327 A	Alcorn	2 1	321 H	Alabama A&M	2 2
						324 A	Mississippi Val.	0 0	273 H	Tex.-Pan American	0 0
						329 A	Grambling	1 0	237 A	Lamar	0 4
						330 A	Ark.-Pine Bluff	4 0	163 A	La.-Lafayette	1 5

Non-Div. I Games:

Texas Southern

Average RPI Win: 320		WON-LOST RECORD	WINNING PCT. RANK		LAST 10 GAMES		STRENGTH OF SCHEDULE		OPP. STRENGTH OF SCHEDULE		TEAM RPI	ADJ RPI	CONF. RPI	ADJ CONF. RPI	
Average RPI Loss: 212			3-11-1	.23333 295	2-5-1	268	311	307	.37747 309	31	31				
DIV. I ONLY		2-11-1	.17857 299	1-5-1	242	306	310	.36967 315	32	32					
DIV. I NON-CONF.															
TOTALS		RPI 1-25		RPI 26-50		W-L RECORDS		RPI 51-100		RPI 101-150		RPI 150+			
3-11-1		0-0-0		0-0-0		OVERALL		0-0-0		0-2-1		3-9-0			
3-4-1		0-0-0		0-0-0		HOME		0-0-0		0-2-1		3-2-0			
0-7-0		0-0-0		0-0-0		AWAY		0-0-0		0-0-0		0-7-0			
0-0-0		0-0-0		0-0-0		NEUTRAL		0-0-0		0-0-0		0-0-0			
2-11-1		0-0-0		0-0-0		NON-CONFERENCE		0-0-0		0-2-1		2-9-0			
2-4-1		0-0-0		0-0-0		HOME		0-0-0		0-2-1		2-2-0			
0-7-0		0-0-0		0-0-		AWAY		0-0-0		0-0-0		0-7-0			
0-0-0		0-0-0		0-0-0		NEUTRAL		0-0-0		0-0-0		0-0-0			
1-0-0		0-0-0		0-0-0		CONFERENCE		0-0-0		0-0-0		1-0-0			
1-0-0		0-0-0		0-0-0		HOME		0-0-0		0-0-0		1-0-0			
0-0-0		0-0-0		0-0-0		AWAY		0-0-0		0-0-0		0-0-0			
0-0-0		0-0-0		0-0-0		NEUTRAL		0-0-0		0-0-0		0-0-0			
RPI	S	Opponent	Score	RPI	S	Opponent	Score	RPI	S	Opponent	Score	RPI	S	Opponent	Score
										110 H	Hartford	0		1	
										120 H	Monmouth	0		2	
										134 H	Columbia	0		0	
										158 A	Rider	1		2	
										175 H	Manhattan	0		1	
										178 H	Fairleigh Dickinson	0		1	
										180 A	Central Conn. St.	0		2	
										230 A	Albany (NY)	1		4	
										280 A	LIU Brooklyn	0		1	
										286 A	Iona	1		2	
										298 A	Citadel	1		2	
										311 H	Delaware St.	2		1	
										316 A	Charleston So.	1		2	
										323 H	Canisius	1		0	
										325 H	Saint Peter's	2		0	
LAST 10 GAMES															
										323 H	Canisius	1		0	
										230 A	Albany (NY)	1		4	
										286 A	Iona	1		2	
										158 A	Rider	1		2	
										180 A	Central Conn. St.	0		2	
										325 H	Saint Peter's	2		0	

Non-Div. I Games:

NJIT

Average RPI Win:	300	WON-LOST	WINNING	LAST 10	STRENGTH OF	OPP. STRENGTH	TEAM	ADJ	CONF.	ADJ CONF.		
Average RPI Loss:	209	RECORD	PCT. RANK	GAMES	SCHEDULE	OF SCHEDULE	RPI	RPI	RPI	RPI		
DIV. I ONLY	2-11-2	.2	304	2-6-2	252	314	310	.37596	310	24	24	
DIV. I NON-CONF.	1-7-1	.16667	300	1-2-1	189	330	303	.38069	304	24	24	
<hr/>												
TOTALS	RPI 1-25	RPI 26-50		W-L RECORDS		RPI 51-100		RPI 101-150		RPI 150+		
2-11-2	0-0-0	0-0-0		OVERALL		0-0-0		0-2-0		2-9-2		
1-8-1	0-0-0	0-0-0		HOME		0-0-0		0-2-0		1-6-1		
1-3-1	0-0-0	0-0-0		AWAY		0-0-0		0-0-0		1-3-1		
0-0-0	0-0-0	0-0-0		NEUTRAL		0-0-0		0-0-0		0-0-0		
<hr/>												
1-7-1	0-0-0	0-0-0		NON-CONFERENCE		0-0-0		0-2-0		1-5-1		
0-6-1	0-0-0	0-0-0		HOME		0-0-0		0-2-0		0-4-1		
1-1-0	0-0-0	0-0-		AWAY		0-0-0		0-0-0		1-1-0		
0-0-0	0-0-0	0-0-0		NEUTRAL		0-0-0		0-0-0		0-0-0		
<hr/>												
1-4-1	0-0-0	0-0-0		CONFERENCE		0-0-0		0-0-0		1-4-1		
1-2-0	0-0-0	0-0-0		HOME		0-0-0		0-0-0		1-2-0		
0-2-1	0-0-0	0-0-0		AWAY		0-0-0		0-0-0		0-2-1		
0-0-0	0-0-0	0-0-0		NEUTRAL		0-0-0		0-0-0		0-0-0		
<hr/>												
RPI	S	Opponent	Score	RPI	S	Opponent	Score	RPI	S	Opponent	Score	
								112	H	Marshall	0	3
								113	H	UMKC	1	4
								171	H	Louisiana Tech	1	3
								179	H	Valparaiso	1	3
								209	H	Belmont	1	3
								215	A	SIUE	1	3
								221	H	Southeast Mo. St.	0	4
								228	A	Jacksonville St.	1	3
								232	H	Green Bay	1	1
								268	H	Austin Peay	3	1
								278	H	Indiana St.	0	2
								283	A	Northern Ky.	0	4
								285	H	IUPUI	2	3
								290	A	Tennessee Tech	2	2
								331	A	Chicago St.	2	0
								<hr/>				
LAST 10 GAMES												
228 A Jacksonville St.				1	3	221 H Southeast Mo. St.				0	4	
290 A Tennessee Tech				2	2	331 A Chicago St.				2	0	
268 H Austin Peay				3	1	179 H Valparaiso				1	3	
209 H Belmont				1	3	232 H Green Bay				1	1	
215 A SIUE				1	3	285 H IUPUI				2	3	

Non-Div. I Games:

Eastern Ill.

Average RPI Win:	299	WON-LOST	WINNING	LAST 10	STRENGTH OF	OPP. STRENGTH	TEAM	ADJ	CONF.	ADJ CONF.	
Average RPI Loss:	211	RECORD	PCT. RANK	GAMES	SCHEDULE	OF SCHEDULE	RPI	RPI	RPI	RPI	
DIV. I ONLY	3-9-1	.26923	287	3-6-1	308	298	311	.37151	311	31	31
DIV. I NON-CONF.	3-8-1	.29167	270	3-5-1	287	297	300	.38616	299	32	32
<hr/>											
TOTALS	RPI 1-25	RPI 26-50		W-L RECORDS	RPI 51-100		RPI 101-150		RPI 150+		
3-9-1	0-0-0	0-0-0		OVERALL	0-1-0		0-0-0		3-8-1		
1-4-1	0-0-0	0-0-0		HOME	0-1-0		0-0-0		1-3-1		
2-5-0	0-0-0	0-0-0		AWAY	0-0-0		0-0-0		2-5-0		
0-0-0	0-0-0	0-0-0		NEUTRAL	0-0-0		0-0-0		0-0-0		
<hr/>											
3-8-1	0-0-0	0-0-0		NON-CONFERENCE	0-1-0		0-0-0		3-7-1		
1-4-1	0-0-0	0-0-0		HOME	0-1-0		0-0-0		1-3-1		
2-4-0	0-0-0	0-0-		AWAY	0-0-0		0-0-0		2-4-0		
0-0-0	0-0-0	0-0-0		NEUTRAL	0-0-0		0-0-0		0-0-0		
<hr/>											
0-1-0	0-0-0	0-0-0		CONFERENCE	0-0-0		0-0-0		0-1-0		
0-0-0	0-0-0	0-0-0		HOME	0-0-0		0-0-0		0-0-0		
0-1-0	0-0-0	0-0-0		AWAY	0-0-0		0-0-0		0-1-0		
0-0-0	0-0-0	0-0-0		NEUTRAL	0-0-0		0-0-0		0-0-0		
<hr/>											
RPI	S	Opponent	Score	RPI	S	Opponent	Score	RPI	S	Opponent	Score
				82 H George Washington 0 2				158 H Rider 1 2			
								178 H Fairleigh Dickinson 0 3			
								198 A UMBC 0 4			
								225 A Sacred Heart 2 4			
								226 A Stony Brook 0 1			
								250 H UMass Lowell 1 2			
								259 A Wagner 1 0			
								275 A American 0 2			
								309 A NJIT 1 2			
								314 A Mt. St. Mary's 2 0			
								318 H VMI 1 1			
								325 H Saint Peter's 3 0			
				<hr/>							
				LAST 10 GAMES							
				309 A NJIT 1 2				259 A Wagner 1 0			
				318 H VMI 1 1				158 H Rider 1 2			
				325 H Saint Peter's 3 0				314 A Mt. St. Mary's 2 0			
				82 H George Washington 0 2				275 A American 0 2			
				198 A UMBC 0 4				178 H Fairleigh Dickinson 0 3			

Non-Div. I Games:

Delaware St.

Average RPI Win: 322		WON-LOST RECORD	WINNING PCT. RANK	LAST 10 GAMES	STRENGTH OF SCHEDULE	OPP. STRENGTH OF SCHEDULE	TEAM RPI	ADJ RPI	CONF. RPI	ADJ CONF. RPI		
DIV. I ONLY		5-9-0	.35714	255	3-7-0	317	327	314	.36762	312	32	32
DIV. I NON-CONF.		3-6-0	.33333	252	1-4-0	280	312	285	.39716	286	31	31
TOTALS		RPI 1-25	RPI 26-50		W-L RECORDS	RPI 51-100		RPI 101-150		RPI 150+		
5-9-0	0-0-0		0-0-0		OVERALL	0-2-0		0-1-0		5-6-0		
3-1-0	0-0-0		0-0-0		HOME	0-0-0		0-0-0		3-1-0		
2-8-0	0-0-0		0-0-0		AWAY	0-2-0		0-1-0		2-5-0		
0-0-0	0-0-0		0-0-0		NEUTRAL	0-0-0		0-0-0		0-0-0		
3-6-0	0-0-0		0-0-0		NON-CONFERENCE	0-2-0		0-1-0		3-3-0		
1-1-0	0-0-0		0-0-0		HOME	0-0-0		0-0-0		1-1-0		
2-5-0	0-0-0		0-0-		AWAY	0-2-0		0-1-0		2-2-0		
0-0-0	0-0-0		0-0-0		NEUTRAL	0-0-0		0-0-0		0-0-0		
2-3-0	0-0-0		0-0-0		CONFERENCE	0-0-0		0-0-0		2-3-0		
2-0-0	0-0-0		0-0-0		HOME	0-0-0		0-0-0		2-0-0		
0-3-0	0-0-0		0-0-0		AWAY	0-0-0		0-0-0		0-3-0		
0-0-0	0-0-0		0-0-0		NEUTRAL	0-0-0		0-0-0		0-0-0		
RPI	S	Opponent	Score	RPI	S	Opponent	Score	RPI	S	Opponent	Score	
						67 A Alabama	0 8	133 A Troy			0 6	
						81 A Ga. Southern	0 3	228 H Jacksonville St.			0 3	
								264 A Col. of Charleston			0 4	
								289 A Presbyterian			1 5	
								291 A UNC Asheville			1 0	
								308 A Texas Southern			1 2	
								313 A Howard			2 3	
								317 A Prairie View			1 5	
								326 H USC Upstate			1 0	
								329 H Grambling			4 0	
								330 H Ark.-Pine Bluff			7 0	
								332 A South Carolina St.			1 0	
				LAST 10 GAMES								
						329 H Grambling	4 0	67 A Alabama			0 8	
						330 H Ark.-Pine Bluff	7 0	228 H Jacksonville St.			0 3	
						313 A Howard	2 3	81 A Ga. Southern			0 3	
						308 A Texas Southern	1 2	289 A Presbyterian			1 5	
						317 A Prairie View	1 5	291 A UNC Asheville			1 0	

Non-Div. I Games:

Alabama St.

Average RPI Win:	318	WON-LOST	WINNING	LAST 10	STRENGTH OF	OPP. STRENGTH	TEAM	ADJ	CONF.	ADJ CONF.		
Average RPI Loss:	250	RECORD	PCT. RANK	GAMES	SCHEDULE	OF SCHEDULE	RPI	RPI	RPI	RPI		
DIV. I ONLY	6-8-1	.43333	200	6-4-0	331	316	313	.36494	313	32	32	
DIV. I NON-CONF.	1-7-1	.16667	300	1-3-0	313	292	324	.32676	323	31	31	
<hr/>												
TOTALS	RPI 1-25	RPI 26-50		W-L RECORDS		RPI 51-100		RPI 101-150		RPI 150+		
6-8-1	0-0-0	0-0-0		OVERALL		0-0-0		0-0-0		6-8-1		
2-4-1	0-0-0	0-0-0		HOME		0-0-0		0-0-0		2-4-1		
4-4-0	0-0-0	0-0-0		AWAY		0-0-0		0-0-0		4-4-0		
0-0-0	0-0-0	0-0-0		NEUTRAL		0-0-0		0-0-0		0-0-0		
<hr/>												
1-7-1	0-0-0	0-0-0		NON-CONFERENCE		0-0-0		0-0-0		1-7-1		
0-4-1	0-0-0	0-0-0		HOME		0-0-0		0-0-0		0-4-1		
1-3-0	0-0-0	0-0-		AWAY		0-0-0		0-0-0		1-3-0		
0-0-0	0-0-0	0-0-0		NEUTRAL		0-0-0		0-0-0		0-0-0		
<hr/>												
5-1-0	0-0-0	0-0-0		CONFERENCE		0-0-0		0-0-0		5-1-0		
2-0-0	0-0-0	0-0-0		HOME		0-0-0		0-0-0		2-0-0		
3-1-0	0-0-0	0-0-0		AWAY		0-0-0		0-0-0		3-1-0		
0-0-0	0-0-0	0-0-0		NEUTRAL		0-0-0		0-0-0		0-0-0		
<hr/>												
RPI	S	Opponent	Score	RPI	S	Opponent	Score	RPI	S	Opponent	Score	
								160	H	East Tenn. St.	3	4
								197	H	Loyola Maryland	0	1
								198	H	UMBC	0	1
								234	H	Longwood	0	1
								247	H	Radford	1	1
								275	A	American	0	3
								302	A	Robert Morris	2	1
								304	A	Southern U.	0	1
								312	H	Alabama St.	3	2
								314	A	Mt. St. Mary's	1	3
								318	A	VMI	1	2
								319	A	Jackson St.	1	0
								321	H	Alabama A&M	1	0
								324	A	Mississippi Val.	3	1
								327	A	Alcorn	2	0
								<hr/>				
LAST 10 GAMES												
304	A	Southern U.	0	1	327	A	Alcorn	2	0			
319	A	Jackson St.	1	0	302	A	Robert Morris	2	1			
312	H	Alabama St.	3	2	314	A	Mt. St. Mary's	1	3			
321	H	Alabama A&M	1	0	234	H	Longwood	0	1			
324	A	Mississippi Val.	3	1	160	H	East Tenn. St.	3	4			

Non-Div. I Games:

Howard

Average RPI Win:	313	WON-LOST RECORD	WINNING PCT. RANK	LAST 10 GAMES	STRENGTH OF SCHEDULE	OPP. STRENGTH OF SCHEDULE	TEAM RPI	ADJ RPI	CONF. RPI	ADJ CONF. RPI	
DIV. I ONLY		1-13-0	.07143 326	1-9-0	190	296	315	.36462 314	29	29	
DIV. I NON-CONF.		1-10-0	.09091 317	1-6-0	190	282	308	.37398 310	26	27	
<hr/>											
TOTALS	RPI 1-25		RPI 26-50	W-L RECORDS		RPI 51-100		RPI 101-150		RPI 150+	
1-13-0	0-0-0		0-0-0	OVERALL		0-3-0		0-1-0		1-9-0	
1-4-0	0-0-0		0-0-0	HOME		0-0-0		0-1-0		1-3-0	
0-7-0	0-0-0		0-0-0	AWAY		0-3-0		0-0-0		0-4-0	
0-2-0	0-0-0		0-0-0	NEUTRAL		0-0-0		0-0-0		0-2-0	
<hr/>											
1-10-0	0-0-0		0-0-0	NON-CONFERENCE		0-3-0		0-1-0		1-6-0	
1-3-0	0-0-0		0-0-0	HOME		0-0-0		0-1-0		1-2-0	
0-5-0	0-0-0		0-0-	AWAY		0-3-0		0-0-0		0-2-0	
0-2-0	0-0-0		0-0-0	NEUTRAL		0-0-0		0-0-0		0-2-0	
<hr/>											
0-3-0	0-0-0		0-0-0	CONFERENCE		0-0-0		0-0-0		0-3-0	
0-1-0	0-0-0		0-0-0	HOME		0-0-0		0-0-0		0-1-0	
0-2-0	0-0-0		0-0-0	AWAY		0-0-0		0-0-0		0-2-0	
0-0-0	0-0-0		0-0-0	NEUTRAL		0-0-0		0-0-0		0-0-0	
<hr/>											
RPI S	Opponent	Score	RPI S	Opponent	Score	RPI S	Opponent	Score	RPI S	Opponent	Score
						72 A	Temple	0 3	141 H	Penn	0 1
						82 A	George Washington	0 6	177 A	Bucknell	1 7
						84 A	Navy	0 3	178 H	Fairleigh Dickinson	0 3
									197 N	Loyola Maryland	0 2
									198 N	UMBC	0 6
									216 H	Lehigh	0 1
									259 A	Wagner	0 1
									275 A	American	0 3
									280 A	LIU Brooklyn	1 5
									311 H	Delaware St.	0 2
						313 H	Howard	3 1			
			LAST 10 GAMES								
			280 A LIU Brooklyn			1 5	197 N Loyola Maryland			0 2	
			259 A Wagner			0 1	198 N UMBC			0 6	
			178 H Fairleigh Dickinson			0 3	177 A Bucknell			1 7	
			84 A Navy			0 3	311 H Delaware St.			0 2	
			313 H Howard			3 1	141 H Penn			0 1	

Non-Div. I Games:

Mt. St. Mary's

Average RPI Win:	239	WON-LOST	WINNING	LAST 10	STRENGTH OF	OPP. STRENGTH	TEAM	ADJ	CONF.	ADJ CONF.	
Average RPI Loss:	222	RECORD	PCT. RANK	GAMES	SCHEDULE	OF SCHEDULE	RPI	RPI	RPI	RPI	
DIV. I ONLY	1-11-1	.11538	322	1-8-1	203	321	312	.36286	315	23	22
DIV. I NON-CONF.	0-7-0	0	323	0-4-0	218	322	321	.32886	321	22	21
<hr/>											
TOTALS	RPI 1-25	RPI 26-50		W-L RECORDS	RPI 51-100		RPI 101-150		RPI 150+		
1-11-1	0-0-0	0-0-0		OVERALL	0-1-0		0-2-0		1-8-1		
0-3-1	0-0-0	0-0-0		HOME	0-0-0		0-0-0		0-3-1		
1-8-0	0-0-0	0-0-0		AWAY	0-1-0		0-2-0		1-5-0		
0-0-0	0-0-0	0-0-0		NEUTRAL	0-0-0		0-0-0		0-0-0		
<hr/>											
0-7-0	0-0-0	0-0-0		NON-CONFERENCE	0-1-0		0-2-0		0-4-0		
0-1-0	0-0-0	0-0-0		HOME	0-0-0		0-0-0		0-1-0		
0-6-0	0-0-0	0-0-		AWAY	0-1-0		0-2-0		0-3-0		
0-0-0	0-0-0	0-0-0		NEUTRAL	0-0-0		0-0-0		0-0-0		
<hr/>											
1-4-1	0-0-0	0-0-0		CONFERENCE	0-0-0		0-0-0		1-4-1		
0-2-1	0-0-0	0-0-0		HOME	0-0-0		0-0-0		0-2-1		
1-2-0	0-0-0	0-0-0		AWAY	0-0-0		0-0-0		1-2-0		
0-0-0	0-0-0	0-0-0		NEUTRAL	0-0-0		0-0-0		0-0-0		
<hr/>											
RPI S	Opponent	Score	RPI S	Opponent	Score	RPI S	Opponent	Score	RPI S	Opponent	Score
						96 A	Baylor	0 5	103 A	UTEP	0 4
						143 A	Creighton	0 2			
						173 H	Southeastern La.	0 2			
						235 A	Sam Houston St.	1 4			
						239 A	Central Ark.	1 0			
						245 H	Nicholls St.	1 3			
						252 A	Houston Baptist	0 5			
						256 H	A&M-Corpus Christi	1 1			
						273 H	Tex.-Pan American	1 2			
						300 A	New Mexico St.	1 2			
						305 A	Omaha	0 2			
						317 A	Prairie View	1 2			
						LAST 10 GAMES					
						252 A	Houston Baptist	0 5	235 A	Sam Houston St.	1 4
256 H	A&M-Corpus Christi	1 1	317 A	Prairie View	1 2						
239 A	Central Ark.	1 0	273 H	Tex.-Pan American	1 2						
245 H	Nicholls St.	1 3	96 A	Baylor	0 5						
173 H	Southeastern La.	0 2	300 A	New Mexico St.	1 2						

Non-Div. I Games:

Incarnate Word

Average RPI Win: 296		WON-LOST	WINNING	LAST 10	STRENGTH OF		OPP. STRENGTH	TEAM	ADJ		CONF.	ADJ CONF.
Average RPI Loss: 227		RECORD	PCT. RANK	GAMES	SCHEDULE		OF SCHEDULE	RPI	RPI		RPI	RPI
DIV. I ONLY		4-8-1	.34615	264	2-7-1		323	303	316		27	27
DIV. I NON-CONF.		3-5-0	.375	234	1-4-0		331	291	325		30	30
TOTALS		RPI 1-25	RPI 26-50		W-L RECORDS		RPI 51-100		RPI 101-150		RPI 150+	
4-8-1		0-0-0	0-0-0		OVERALL		0-1-0		0-1-0		4-6-1	
4-3-0		0-0-0	0-0-0		HOME		0-1-0		0-1-0		4-1-0	
0-5-1		0-0-0	0-0-0		AWAY		0-0-0		0-0-0		0-5-1	
0-0-0		0-0-0	0-0-0		NEUTRAL		0-0-0		0-0-0		0-0-0	
3-5-0		0-0-0	0-0-0		NON-CONFERENCE		0-0-0		0-1-0		3-4-0	
3-1-0		0-0-0	0-0-0		HOME		0-0-0		0-1-0		3-0-0	
0-4-0		0-0-0	0-0-		AWAY		0-0-0		0-0-0		0-4-0	
0-0-0		0-0-0	0-0-0		NEUTRAL		0-0-0		0-0-0		0-0-0	
1-3-1		0-0-0	0-0-0		CONFERENCE		0-1-0		0-0-0		1-2-1	
1-2-0		0-0-0	0-0-0		HOME		0-1-0		0-0-0		1-1-0	
0-1-1		0-0-0	0-0-0		AWAY		0-0-0		0-0-0		0-1-1	
0-0-0		0-0-0	0-0-0		NEUTRAL		0-0-0		0-0-0		0-0-0	
RPI S	Opponent	Score	RPI S	Opponent	Score	RPI S	Opponent	Score	RPI S	Opponent	Score	
						93 H	Liberty	1 4	105 H	Richmond	1 3	
									214 H	Campbell	1 2	
									247 A	Radford	2 3	
									252 H	North Florida	1 0	
									264 A	Col. of Charleston	1 2	
									288 A	Stetson	0 1	
									289 A	Presbyterian	0 0	
									291 H	UNC Asheville	3 2	
									298 A	Citadel	1 3	
									303 A	Francis Marion	2 3	
									309 H	NJIT	2 1	
									332 H	South Carolina St.	2 0	
LAST 10 GAMES												
303 A	Francis Marion	2 3	93 H	Liberty	1 4							
214 H	Campbell	1 2	288 A	Stetson	0 1							
291 H	UNC Asheville	3 2	298 A	Citadel	1 3							
289 A	Presbyterian	0 0	105 H	Richmond	1 3							
247 A	Radford	2 3	252 H	North Florida	1 0							

Non-Div. I Games: SCAD 3 1

Charleston So.

Average RPI Win: 323		WON-LOST	WINNING	LAST 10	STRENGTH OF		OPP. STRENGTH	TEAM	ADJ	CONF.	ADJ CONF.
Average RPI Loss: 235		RECORD	PCT. RANK	GAMES	SCHEDULE		OF SCHEDULE	RPI	RPI	RPI	RPI
DIV. I ONLY		6-5-1	.54167	137	4-0-1		332	310	317	.35687	317
DIV. I NON-CONF.		1-5-0	.16667	300	0-0-0		312	284	323	.32633	324
TOTALS		RPI 1-25	RPI 26-50		W-L RECORDS		RPI 51-100		RPI 101-150		RPI 150+
6-5-1	0-0-0	0-0-0		OVERALL		0-0-0		0-1-0		6-4-1	
2-2-1	0-0-0	0-0-0		HOME		0-0-0		0-0-0		2-2-1	
4-3-0	0-0-0	0-0-0		AWAY		0-0-0		0-1-0		4-2-0	
0-0-0	0-0-0	0-0-0		NEUTRAL		0-0-0		0-0-0		0-0-0	
1-5-0	0-0-0	0-0-0		NON-CONFERENCE		0-0-0		0-1-0		1-4-0	
1-2-0	0-0-0	0-0-0		HOME		0-0-0		0-0-0		1-2-0	
0-3-0	0-0-0	0-0-		AWAY		0-0-0		0-1-0		0-2-0	
0-0-0	0-0-0	0-0-0		NEUTRAL		0-0-0		0-0-0		0-0-0	
5-0-1	0-0-0	0-0-0		CONFERENCE		0-0-0		0-0-0		5-0-1	
1-0-1	0-0-0	0-0-0		HOME		0-0-0		0-0-0		1-0-1	
4-0-0	0-0-0	0-0-0		AWAY		0-0-0		0-0-0		4-0-0	
0-0-0	0-0-0	0-0-0		NEUTRAL		0-0-0		0-0-0		0-0-0	
RPI S	Opponent	Score	RPI S	Opponent	Score	RPI S	Opponent	Score	RPI S	Opponent	Score
									102 A	Texas St.	0 2
									235 A	Sam Houston St.	1 2
									267 A	McNeese St.	0 1
									273 H	Tex.-Pan American	1 3
									297 H	Northwestern St.	0 4
									312 H	Alabama St.	5 1
									315 H	Incarnate Word	2 1
									321 H	Alabama A&M	2 2
									324 A	Mississippi Val.	4 3
									327 A	Alcorn	9 0
									329 A	Grambling	1 0
									330 A	Ark.-Pine Bluff	7 0
LAST 10 GAMES											
									324 A	Mississippi Val.	4 3
									327 A	Alcorn	9 0
									330 A	Ark.-Pine Bluff	7 0
									329 A	Grambling	1 0
									321 H	Alabama A&M	2 2
									312 H	Alabama St.	5 1
									102 A	Texas St.	0 2
									315 H	Incarnate Word	2 1
									297 H	Northwestern St.	0 4
									273 H	Tex.-Pan American	1 3

Non-Div. I Games: St. Thomas (TX) 0 1

Prairie View

Average RPI Win:	308	WON-LOST	WINNING	LAST 10	STRENGTH OF	OPP. STRENGTH	TEAM	ADJ	CONF.	ADJ CONF.		
Average RPI Loss:	239	RECORD	PCT. RANK	GAMES	SCHEDULE	OF SCHEDULE	RPI	RPI	RPI	RPI		
DIV. I ONLY	3-6-3	.375	246	2-4-2	330	322	321	.35458	319	32	32	
DIV. I NON-CONF.	1-5-1	.21429	288	0-3-0	200	314	288	.39613	288	31	31	
<hr/>												
TOTALS	RPI 1-25	RPI 26-50		W-L RECORDS		RPI 51-100		RPI 101-150		RPI 150+		
3-6-3	0-0-0	0-0-0		OVERALL		0-0-0		0-0-0		3-6-3		
2-2-2	0-0-0	0-0-0		HOME		0-0-0		0-0-0		2-2-2		
1-4-1	0-0-0	0-0-0		AWAY		0-0-0		0-0-0		1-4-1		
0-0-0	0-0-0	0-0-0		NEUTRAL		0-0-0		0-0-0		0-0-0		
<hr/>												
1-5-1	0-0-0	0-0-0		NON-CONFERENCE		0-0-0		0-0-0		1-5-1		
1-1-1	0-0-0	0-0-0		HOME		0-0-0		0-0-0		1-1-1		
0-4-0	0-0-0	0-0-		AWAY		0-0-0		0-0-0		0-4-0		
0-0-0	0-0-0	0-0-0		NEUTRAL		0-0-0		0-0-0		0-0-0		
<hr/>												
2-1-2	0-0-0	0-0-0		CONFERENCE		0-0-0		0-0-0		2-1-2		
1-1-1	0-0-0	0-0-0		HOME		0-0-0		0-0-0		1-1-1		
1-0-1	0-0-0	0-0-0		AWAY		0-0-0		0-0-0		1-0-1		
0-0-0	0-0-0	0-0-0		NEUTRAL		0-0-0		0-0-0		0-0-0		
<hr/>												
RPI	S	Opponent	Score	RPI	S	Opponent	Score	RPI	S	Opponent	Score	
								171	A	Louisiana Tech	0	7
								173	H	Southeastern La.	0	2
								228	A	Jacksonville St.	1	7
								249	A	Southern Miss.	0	5
								267	H	McNeese St.	1	0
								273	H	Tex.-Pan American	1	1
								297	A	Northwestern St.	0	6
								313	H	Howard	0	1
								324	A	Mississippi Val.	2	2
								327	A	Alcorn	4	0
								329	H	Grambling	1	1
								330	H	Ark.-Pine Bluff	6	0
								<hr/>				
LAST 10 GAMES												
313 H Howard				0	1	171 A Louisiana Tech				0	7	
327 A Alcorn				4	0	297 A Northwestern St.				0	6	
324 A Mississippi Val.				2	2	228 A Jacksonville St.				1	7	
329 H Grambling				1	1	267 H McNeese St.				1	0	
330 H Ark.-Pine Bluff				6	0	249 A Southern Miss.				0	5	

Non-Div. I Games: Millsaps 2 0 Mississippi Col. 3 2

Jackson St.

Average RPI Win:	272	WON-LOST	WINNING	LAST 10	STRENGTH OF	OPP. STRENGTH	TEAM	ADJ	CONF.	ADJ CONF.					
Average RPI Loss:	204	RECORD	PCT. RANK	GAMES	SCHEDULE	OF SCHEDULE	RPI	RPI	RPI	RPI					
DIV. I ONLY	1-10-1	.125	319	0-5-0	273	289	319	.35413	320	25	25				
DIV. I NON-CONF.	1-6-0	.14286	309	0-2-0	309	251	322	.33027	320	25	26				
<hr/>															
TOTALS	RPI 1-25	RPI 26-50		W-L RECORDS		RPI 51-100		RPI 101-150		RPI 150+					
1-10-1	0-0-0	0-0-0		OVERALL		0-1-0		0-0-0		1-9-1					
1-2-1	0-0-0	0-0-0		HOME		0-1-0		0-0-0		1-1-1					
0-8-0	0-0-0	0-0-0		AWAY		0-0-0		0-0-0		0-7-0					
0-0-0	0-0-0	0-0-0		NEUTRAL		0-0-0		0-0-0		0-0-0					
<hr/>															
1-6-0	0-0-0	0-0-0		NON-CONFERENCE		0-0-0		0-0-0		1-6-0					
1-0-0	0-0-0	0-0-0		HOME		0-0-0		0-0-0		1-0-0					
0-6-0	0-0-0	0-0-		AWAY		0-0-0		0-0-0		0-6-0					
0-0-0	0-0-0	0-0-0		NEUTRAL		0-0-0		0-0-0		0-0-0					
<hr/>															
0-4-1	0-0-0	0-0-0		CONFERENCE		0-1-0		0-0-0		0-3-1					
0-2-1	0-0-0	0-0-0		HOME		0-1-0		0-0-0		0-1-1					
0-2-0	0-0-0	0-0-0		AWAY		0-0-0		0-0-0		0-2-0					
0-0-0	0-0-0	0-0-0		NEUTRAL		0-0-0		0-0-0		0-0-0					
<hr/>															
RPI	S	Opponent	Score	RPI	S	Opponent	Score	RPI	S	Opponent	Score				
				88 H Fairfield				1	4	152 A Niagara		1	4		
												153 A Yale		0	2
												158 A Rider		1	2
												167 A Saint Joseph's		0	2
												182 A Brown		0	2
												260 A Maine		0	1
												266 A UC Davis		0	1
												272 H Vermont		1	0
												286 H Iona		1	1
												295 A Pacific		0	1
												323 H Canisius		1	2
LAST 10 GAMES															
167 A Saint Joseph's				0	2	152 A Niagara				1	4				
158 A Rider				1	2	286 H Iona				1	1				
182 A Brown				0	2	272 H Vermont				1	0				
323 H Canisius				1	2	153 A Yale				0	2				
88 H Fairfield				1	4	266 A UC Davis				0	1				

Non-Div. I Games:

Quinnipiac

Average RPI Win: 329		WON-LOST	WINNING	LAST 10	STRENGTH OF		OPP. STRENGTH	TEAM	ADJ		CONF.	ADJ CONF.
Average RPI Loss: 217		RECORD	PCT. RANK	GAMES	SCHEDULE		OF SCHEDULE	RPI	RPI		RPI	RPI
DIV. I ONLY		1-9-3	.19231	307	1-6-3		280	328	320	.35252	321	32
DIV. I NON-CONF.		0-8-1	.05556	322	0-5-1		232	319	318	.3419	319	31
TOTALS		RPI 1-25	RPI 26-50		W-L RECORDS		RPI 51-100		RPI 101-150		RPI 150+	
1-9-3		0-0-0	0-0-0		OVERALL		0-1-0		0-1-0		1-7-3	
1-3-0		0-0-0	0-0-0		HOME		0-1-0		0-0-0		1-2-0	
0-6-3		0-0-0	0-0-0		AWAY		0-0-0		0-1-0		0-4-3	
0-0-0		0-0-0	0-0-0		NEUTRAL		0-0-0		0-0-0		0-0-0	
0-8-1		0-0-0	0-0-0		NON-CONFERENCE		0-1-0		0-1-0		0-6-1	
0-3-0		0-0-0	0-0-0		HOME		0-1-0		0-0-0		0-2-0	
0-5-1		0-0-0	0-0-		AWAY		0-0-0		0-1-0		0-4-1	
0-0-0		0-0-0	0-0-0		NEUTRAL		0-0-0		0-0-0		0-0-0	
1-1-2		0-0-0	0-0-0		CONFERENCE		0-0-0		0-0-0		1-1-2	
1-0-0		0-0-0	0-0-0		HOME		0-0-0		0-0-0		1-0-0	
0-1-2		0-0-0	0-0-0		AWAY		0-0-0		0-0-0		0-1-2	
0-0-0		0-0-0	0-0-0		NEUTRAL		0-0-0		0-0-0		0-0-0	
RPI S	Opponent	Score	RPI S	Opponent	Score	RPI S	Opponent	Score	RPI S	Opponent	Score	
						95 H	South Ala.	2 6	130 A	Mercer	0 7	
									151 A	Lipscomb	0 7	
									160 A	East Tenn. St.	0 12	
									249 H	Southern Miss.	1 3	
									276 A	Winthrop	0 9	
									291 H	UNC Asheville	2 3	
									292 A	Eastern Ky.	0 7	
									308 A	Texas Southern	2 2	
									313 A	Howard	0 1	
									317 A	Prairie View	2 2	
									328 A	Chattanooga	3 3	
									329 H	Grambling	3 1	
LAST 10 GAMES												
						329 H	Grambling	3 1	291 H	UNC Asheville	2 3	
						313 A	Howard	0 1	249 H	Southern Miss.	1 3	
						317 A	Prairie View	2 2	95 H	South Ala.	2 6	
						308 A	Texas Southern	2 2	276 A	Winthrop	0 9	
						328 A	Chattanooga	3 3	160 A	East Tenn. St.	0 12	

Non-Div. I Games:

Alabama A&M

Average RPI Win:	331	WON-LOST	WINNING	LAST 10	STRENGTH OF	OPP. STRENGTH	TEAM	ADJ	CONF.	ADJ CONF.	
Average RPI Loss:	206	RECORD	PCT. RANK	GAMES	SCHEDULE	OF SCHEDULE	RPI	RPI	RPI	RPI	
DIV. I ONLY	1-10-1	.125	319	0-9-1	285	297	323	.34946	322	22	23
DIV. I NON-CONF.	1-5-1	.21429	288	0-4-1	258	320	311	.3746	308	23	23
<hr/>											
TOTALS	RPI 1-25	RPI 26-50		W-L RECORDS		RPI 51-100		RPI 101-150		RPI 150+	
1-10-1	0-0-0	0-0-0		OVERALL		0-1-0		0-2-0		1-7-1	
0-3-1	0-0-0	0-0-0		HOME		0-0-0		0-2-0		0-1-1	
1-7-0	0-0-0	0-0-0		AWAY		0-1-0		0-0-0		1-6-0	
0-0-0	0-0-0	0-0-0		NEUTRAL		0-0-0		0-0-0		0-0-0	
<hr/>											
1-5-1	0-0-0	0-0-0		NON-CONFERENCE		0-1-0		0-1-0		1-3-1	
0-1-1	0-0-0	0-0-0		HOME		0-0-0		0-1-0		0-0-1	
1-4-0	0-0-0	0-0-		AWAY		0-1-0		0-0-0		1-3-0	
0-0-0	0-0-0	0-0-0		NEUTRAL		0-0-0		0-0-0		0-0-0	
<hr/>											
0-5-0	0-0-0	0-0-0		CONFERENCE		0-0-0		0-1-0		0-4-0	
0-2-0	0-0-0	0-0-0		HOME		0-0-0		0-1-0		0-1-0	
0-3-0	0-0-0	0-0-0		AWAY		0-0-0		0-0-0		0-3-0	
0-0-0	0-0-0	0-0-0		NEUTRAL		0-0-0		0-0-0		0-0-0	
<hr/>											
RPI	S	Opponent	Score	RPI	S	Opponent	Score	RPI	S	Opponent	Score
								86	A	Nebraska	0 4
								127	H	Northern Ariz.	0 3
								143	H	Creighton	0 3
								213	H	Southern Utah	1 3
								227	A	Idaho St.	0 1
								232	A	Green Bay	0 6
								238	A	South Dakota	1 5
								244	A	Idaho	0 1
								271	A	Weber St.	0 3
								274	A	North Dakota St.	0 1
277	H	UNI	1 1								
331	A	Chicago St.	3 0								
<hr/>											
LAST 10 GAMES											
213 H Southern Utah				1	3	238 A South Dakota				1	5
127 H Northern Ariz.				0	3	277 H UNI				1	1
271 A Weber St.				0	3	143 H Creighton				0	3
227 A Idaho St.				0	1	86 A Nebraska				0	4
244 A Idaho				0	1	232 A Green Bay				0	6

Non-Div. I Games:

North Dakota

Average RPI Win:	242	WON-LOST RECORD	WINNING PCT. RANK	LAST 10 GAMES	STRENGTH OF SCHEDULE	OPP. STRENGTH OF SCHEDULE	TEAM RPI	ADJ RPI	CONF. RPI	ADJ CONF. RPI							
Average RPI Loss:	236																
DIV. I ONLY	3-11-0	.21429	300	3-7-0	312	291	322	.34773	323	25	25						
DIV. I NON-CONF.	0-8-0	0	323	0-4-0	320	274	332	.27332	331	25	26						
<hr/>																	
TOTALS	RPI 1-25	RPI 26-50		W-L RECORDS	RPI 51-100		RPI 101-150		RPI 150+								
3-11-0	0-0-0	0-0-0		OVERALL	0-1-0		1-0-0		2-10-0								
2-4-0	0-0-0	0-0-0		HOME	0-0-0		1-0-0		1-4-0								
1-7-0	0-0-0	0-0-0		AWAY	0-1-0		0-0-0		1-6-0								
0-0-0	0-0-0	0-0-0		NEUTRAL	0-0-0		0-0-0		0-0-0								
<hr/>																	
0-8-0	0-0-0	0-0-0		NON-CONFERENCE	0-1-0		0-0-0		0-7-0								
0-3-0	0-0-0	0-0-0		HOME	0-0-0		0-0-0		0-3-0								
0-5-0	0-0-0	0-0-		AWAY	0-1-0		0-0-0		0-4-0								
0-0-0	0-0-0	0-0-0		NEUTRAL	0-0-0		0-0-0		0-0-0								
<hr/>																	
3-3-0	0-0-0	0-0-0		CONFERENCE	0-0-0		1-0-0		2-3-0								
2-1-0	0-0-0	0-0-0		HOME	0-0-0		1-0-0		1-1-0								
1-2-0	0-0-0	0-0-0		AWAY	0-0-0		0-0-0		1-2-0								
0-0-0	0-0-0	0-0-0		NEUTRAL	0-0-0		0-0-0		0-0-0								
<hr/>																	
RPI S	Opponent	Score	RPI S	Opponent	Score	RPI S	Opponent	Score	RPI S	Opponent	Score						
						65 A	Buffalo	0 2	120 H	Monmouth	3 2						
						152 H	Niagara	0 1									
						158 A	Rider	0 5									
						199 H	Cleveland St.	0 4									
						243 A	St. Bonaventure	0 2									
						246 H	Binghamton	0 2									
						286 H	Iona	1 0									
						295 A	Pacific	1 2									
						302 H	Robert Morris	0 1									
						307 A	Sacramento St.	0 2									
						309 A	NJIT	0 1									
						320 A	Quinnipiac	2 1									
						325 A	Saint Peter's	1 3									
						<hr/>											
									LAST 10 GAMES								
			286 H Iona			1 0			302 H Robert Morris			0 1					
			158 A Rider			0 5			325 A Saint Peter's			1 3					
			320 A Quinnipiac			2 1			246 H Binghamton			0 2					
			152 H Niagara			0 1			199 H Cleveland St.			0 4					
			120 H Monmouth			3 2			307 A Sacramento St.			0 2					

Non-Div. I Games: Roberts Wesleyan 1 0

Canisius

Average RPI Win:	0	WON-LOST	WINNING	LAST 10	STRENGTH OF	OPP. STRENGTH	TEAM	ADJ	CONF.	ADJ CONF.	
Average RPI Loss:	249	RECORD	PCT. RANK	GAMES	SCHEDULE	OF SCHEDULE	RPI	RPI	RPI	RPI	
DIV. I ONLY	0-9-3	.125	319	0-7-3	259	329	325	.34709	324	32	32
DIV. I NON-CONF.	0-7-0	0	323	0-5-0	202	317	319	.34234	318	31	31
<hr/>											
TOTALS	RPI 1-25	RPI 26-50		W-L RECORDS		RPI 51-100		RPI 101-150		RPI 150+	
0-9-3	0-0-0	0-0-0		OVERALL		0-0-0		0-0-0		0-9-3	
0-3-3	0-0-0	0-0-0		HOME		0-0-0		0-0-0		0-3-3	
0-6-0	0-0-0	0-0-0		AWAY		0-0-0		0-0-0		0-6-0	
0-0-0	0-0-0	0-0-0		NEUTRAL		0-0-0		0-0-0		0-0-0	
0-7-0	0-0-0	0-0-0		NON-CONFERENCE		0-0-0		0-0-0		0-7-0	
0-1-0	0-0-0	0-0-0		HOME		0-0-0		0-0-0		0-1-0	
0-6-0	0-0-0	0-0-		AWAY		0-0-0		0-0-0		0-6-0	
0-0-0	0-0-0	0-0-0		NEUTRAL		0-0-0		0-0-0		0-0-0	
0-2-3	0-0-0	0-0-0		CONFERENCE		0-0-0		0-0-0		0-2-3	
0-2-3	0-0-0	0-0-0		HOME		0-0-0		0-0-0		0-2-3	
0-0-0	0-0-0	0-0-0		AWAY		0-0-0		0-0-0		0-0-0	
0-0-0	0-0-0	0-0-0		NEUTRAL		0-0-0		0-0-0		0-0-0	
RPI	S	Opponent	Score	RPI	S	Opponent	Score	RPI	S	Opponent	Score
								173	A	Southeastern La.	0
								184	A	UALR	0
								228	A	Jacksonville St.	0
								239	H	Central Ark.	0
								240	A	La.-Monroe	1
								249	A	Southern Miss.	0
								296	A	Arkansas St.	1
								304	H	Southern U.	0
								308	H	Texas Southern	0
								313	H	Howard	1
								317	H	Prairie View	3
								319	H	Jackson St.	2
<hr/>											
LAST 10 GAMES											

Non-Div. I Games:

Mississippi Val.

Average RPI Win: 323		WON-LOST RECORD		WINNING PCT. RANK		LAST 10 GAMES		STRENGTH OF SCHEDULE		OPP. STRENGTH OF SCHEDULE		TEAM RPI		ADJ RPI		CONF. RPI		ADJ CONF. RPI	
DIV. I ONLY		1-13-0		.07143 326		1-9-0		256		305		324		.34256 325		25		25	
DIV. I NON-CONF.		0-9-0		0 323		0-5-0		298		300		328		.29446 328		25		26	
TOTALS		RPI 1-25		RPI 26-50		W-L RECORDS		RPI 51-100		RPI 101-150		RPI 150+							
1-13-0		0-0-0		0-0-0		OVERALL		0-1-0		0-1-0		1-11-0							
1-3-0		0-0-0		0-0-0		HOME		0-0-0		0-0-0		1-3-0							
0-10-0		0-0-0		0-0-0		AWAY		0-1-0		0-1-0		0-8-0							
0-0-0		0-0-0		0-0-0		NEUTRAL		0-0-0		0-0-0		0-0-0							
0-9-0		0-0-0		0-0-0		NON-CONFERENCE		0-0-0		0-0-0		0-9-0							
0-2-0		0-0-0		0-0-0		HOME		0-0-0		0-0-0		0-2-0							
0-7-0		0-0-0		0-0-		AWAY		0-0-0		0-0-0		0-7-0							
0-0-0		0-0-0		0-0-0		NEUTRAL		0-0-0		0-0-0		0-0-0							
1-4-0		0-0-0		0-0-0		CONFERENCE		0-1-0		0-1-0		1-2-0							
1-1-0		0-0-0		0-0-0		HOME		0-0-0		0-0-0		1-1-0							
0-3-0		0-0-0		0-0-0		AWAY		0-1-0		0-1-0		0-1-0							
0-0-0		0-0-0		0-0-0		NEUTRAL		0-0-0		0-0-0		0-0-0							
RPI	S	Opponent		Score	RPI	S	Opponent		Score	RPI	S	Opponent		Score					
							88 A Fairfield		0 8	120	A	Monmouth		0 8					
										152	A	Niagara		0 1					
										153	A	Yale		1 5					
										178	A	Fairleigh Dickinson		0 8					
										219	H	Lafayette		0 4					
										225	A	Sacred Heart		0 4					
										230	A	Albany (NY)		0 5					
										233	H	Siena		2 3					
										259	A	Wagner		0 2					
										280	H	LIU Brooklyn		1 4					
										309	A	NJIT		0 2					
										311	A	Delaware St.		0 3					
										323	H	Canisius		3 1					
LAST 10 GAMES																			
							152 A Niagara		0 1			311 A Delaware St.		0 3					
							88 A Fairfield		0 8			323 H Canisius		3 1					
							233 H Siena		2 3			153 A Yale		1 5					
							120 A Monmouth		0 8			230 A Albany (NY)		0 5					
							280 H LIU Brooklyn		1 4			309 A NJIT		0 2					

Non-Div. I Games:

Saint Peter's

Average RPI Win: 325		WON-LOST RECORD		WINNING PCT. RANK		LAST 10 GAMES		STRENGTH OF SCHEDULE		OPP. STRENGTH OF SCHEDULE		TEAM RPI		ADJ RPI		CONF. RPI		ADJ CONF. RPI	
DIV. I ONLY		2-11-1		.17857 310		2-7-1		304		325		326		.33689 326		21		21	
DIV. I NON-CONF.		2-7-0		.22222 285		2-3-0		304		331		320		.32752 322		20		20	
TOTALS		RPI 1-25		RPI 26-50		W-L RECORDS		RPI 51-100		RPI 101-150		RPI 150+							
2-11-1		0-0-0		0-0-0		OVERALL		0-1-0		0-1-0		2-9-1							
0-6-1		0-0-0		0-0-0		HOME		0-1-0		0-1-0		0-4-1							
2-5-0		0-0-0		0-0-0		AWAY		0-0-0		0-0-0		2-5-0							
0-0-0		0-0-0		0-0-0		NEUTRAL		0-0-0		0-0-0		0-0-0							
2-7-0		0-0-0		0-0-0		NON-CONFERENCE		0-0-0		0-1-0		2-6-0							
0-4-0		0-0-0		0-0-0		HOME		0-0-0		0-1-0		0-3-0							
2-3-0		0-0-0		0-0-		AWAY		0-0-0		0-0-0		2-3-0							
0-0-0		0-0-0		0-0-0		NEUTRAL		0-0-0		0-0-0		0-0-0							
0-4-1		0-0-0		0-0-0		CONFERENCE		0-1-0		0-0-0		0-3-1							
0-2-1		0-0-0		0-0-0		HOME		0-1-0		0-0-0		0-1-1							
0-2-0		0-0-0		0-0-0		AWAY		0-0-0		0-0-0		0-2-0							
0-0-0		0-0-0		0-0-0		NEUTRAL		0-0-0		0-0-0		0-0-0							
RPI	S	Opponent		Score	RPI	S	Opponent		Score	RPI	S	Opponent		Score					
							55 H FGCU		0 3	101	H	Furman		0 3					
										155	A	Jacksonville		1 2					
										160	A	East Tenn. St.		0 5					
										252	A	North Florida		0 2					
										279	H	Gardner-Webb		0 1					
										283	H	Northern Ky.		1 1					
										288	H	Stetson		2 3					
										289	H	Presbyterian		0 1					
										291	H	UNC Asheville		0 1					
										298	A	Citadel		0 1					
										312	A	Alabama St.		0 1					
										318	A	VMI		1 0					
										332	A	South Carolina St.		4 1					
LAST 10 GAMES																			
		155 A Jacksonville		1 2			318 A VMI		1 0										
		252 A North Florida		0 2			160 A East Tenn. St.		0 5										
		288 H Stetson		2 3			279 H Gardner-Webb		0 1										
		55 H FGCU		0 3			101 H Furman		0 3										
		283 H Northern Ky.		1 1			332 A South Carolina St.		4 1										

Non-Div. I Games:

USC Upstate

Average RPI Win: 0		WON-LOST	WINNING	LAST 10	STRENGTH OF	OPP. STRENGTH	TEAM	ADJ	CONF.	ADJ CONF.		
Average RPI Loss: 268		RECORD	PCT. RANK	GAMES	SCHEDULE	OF SCHEDULE	RPI	RPI	RPI	RPI		
DIV. I ONLY		0-8-0	0	330	0-8-0	230	332	328	.3197	327	32	32
DIV. I NON-CONF.		0-3-0	0	323	0-3-0	31	327	282	.40578	281	31	31
<hr/>												
TOTALS		RPI 1-25		RPI 26-50		W-L RECORDS		RPI 51-100		RPI 101-150		RPI 150+
0-8-0		0-0-0		0-0-0		OVERALL		0-0-0		0-0-0		0-8-0
0-7-0		0-0-0		0-0-0		HOME		0-0-0		0-0-0		0-7-0
0-1-0		0-0-0		0-0-0		AWAY		0-0-0		0-0-0		0-1-0
0-0-0		0-0-0		0-0-0		NEUTRAL		0-0-0		0-0-0		0-0-0
0-3-0		0-0-0		0-0-0		NON-CONFERENCE		0-0-0		0-0-0		0-3-0
0-2-0		0-0-0		0-0-0		HOME		0-0-0		0-0-0		0-2-0
0-1-0		0-0-0		0-0-		AWAY		0-0-0		0-0-0		0-1-0
0-0-0		0-0-0		0-0-0		NEUTRAL		0-0-0		0-0-0		0-0-0
0-5-0		0-0-0		0-0-0		CONFERENCE		0-0-0		0-0-0		0-5-0
0-5-0		0-0-0		0-0-0		HOME		0-0-0		0-0-0		0-5-0
0-0-0		0-0-0		0-0-0		AWAY		0-0-0		0-0-0		0-0-0
0-0-0		0-0-0		0-0-0		NEUTRAL		0-0-0		0-0-0		0-0-0
RPI	S	Opponent	Score	RPI	S	Opponent	Score	RPI	S	Opponent	Score	
								163	A	La.-Lafayette	1 10	
								173	H	Southeastern La.	0 9	
								245	H	Nicholls St.	0 4	
								304	H	Southern U.	0 3	
								308	H	Texas Southern	1 2	
								313	H	Howard	0 2	
								317	H	Prairie View	0 9	
								319	H	Jackson St.	0 4	
				LAST 10 GAMES								
				308	H	Texas Southern	1 2	163	A	La.-Lafayette	1 10	
				317	H	Prairie View	0 9	245	H	Nicholls St.	0 4	
				319	H	Jackson St.	0 4	173	H	Southeastern La.	0 9	
				304	H	Southern U.	0 3					
				313	H	Howard	0 2					

Non-Div. I Games:

Alcorn

Average RPI Win:	0	WON-LOST	WINNING	LAST 10	STRENGTH OF	OPP. STRENGTH	TEAM	ADJ	CONF.	ADJ CONF.		
Average RPI Loss:	204	RECORD	PCT. RANK	GAMES	SCHEDULE	OF SCHEDULE	RPI	RPI	RPI	RPI		
DIV. I ONLY		0-12-1	.03846	329	0-9-1	299	265	327	.31715	328	19	19
DIV. I NON-CONF.		0-7-1	.0625	321	0-4-1	319	250	329	.29212	329	21	22
<hr/>												
TOTALS	RPI 1-25	RPI 26-50		W-L RECORDS		RPI 51-100		RPI 101-150		RPI 150+		
0-12-1	0-0-0	0-0-0		OVERALL		0-1-0		0-2-0		0-9-1		
0-6-1	0-0-0	0-0-0		HOME		0-0-0		0-1-0		0-5-1		
0-6-0	0-0-0	0-0-0		AWAY		0-1-0		0-1-0		0-4-0		
0-0-0	0-0-0	0-0-0		NEUTRAL		0-0-0		0-0-0		0-0-0		
<hr/>												
0-7-1	0-0-0	0-0-0		NON-CONFERENCE		0-1-0		0-0-0		0-6-1		
0-3-1	0-0-0	0-0-0		HOME		0-0-0		0-0-0		0-3-1		
0-4-0	0-0-0	0-0-		AWAY		0-1-0		0-0-0		0-3-0		
0-0-0	0-0-0	0-0-0		NEUTRAL		0-0-0		0-0-0		0-0-0		
<hr/>												
0-5-0	0-0-0	0-0-0		CONFERENCE		0-0-0		0-2-0		0-3-0		
0-3-0	0-0-0	0-0-0		HOME		0-0-0		0-1-0		0-2-0		
0-2-0	0-0-0	0-0-0		AWAY		0-0-0		0-1-0		0-1-0		
0-0-0	0-0-0	0-0-0		NEUTRAL		0-0-0		0-0-0		0-0-0		
<hr/>												
RPI	S	Opponent	Score	RPI	S	Opponent	Score	RPI	S	Opponent	Score	
				76 A Vanderbilt 0 6				104 H Samford 0 3				
								128 A UNC Greensboro 0 9				
								151 H Lipscomb 0 2				
								160 H East Tenn. St. 1 5				
								166 A UAB 0 7				
								222 H Western Caro. 0 4				
								268 A Austin Peay 2 5				
								279 H Gardner-Webb 2 7				
								290 H Tennessee Tech 1 2				
								291 A UNC Asheville 1 2				
								318 A VMI 0 4				
								321 H Alabama A&M 3 3				
				<hr/>								
LAST 10 GAMES												
160 H East Tenn. St. 1 5				318 A VMI 0 4								
222 H Western Caro. 0 4				128 A UNC Greensboro 0 9								
104 H Samford 0 3				76 A Vanderbilt 0 6								
321 H Alabama A&M 3 3				290 H Tennessee Tech 1 2								
166 A UAB 0 7				151 H Lipscomb 0 2								

Non-Div. I Games: Tenn. Temple 7 0

Chattanooga

Average RPI Win:	0	WON-LOST	WINNING	LAST 10	STRENGTH OF	OPP. STRENGTH	TEAM	ADJ	CONF.	ADJ CONF.		
Average RPI Loss:	281	RECORD	PCT. RANK	GAMES	SCHEDULE	OF SCHEDULE	RPI	RPI	RPI	RPI		
DIV. I ONLY	0-8-1	.05556	328	0-8-1	305	331	329	.30222	329	32	32	
DIV. I NON-CONF.	0-3-0	0	323	0-3-0	109	328	316	.36818	316	31	31	
<hr/>												
TOTALS	RPI 1-25	RPI 26-50		W-L RECORDS	RPI 51-100		RPI 101-150		RPI 150+			
0-8-1	0-0-0	0-0-0		OVERALL	0-0-0		0-0-0		0-8-1			
0-4-0	0-0-0	0-0-0		HOME	0-0-0		0-0-0		0-4-0			
0-4-1	0-0-0	0-0-0		AWAY	0-0-0		0-0-0		0-4-1			
0-0-0	0-0-0	0-0-0		NEUTRAL	0-0-0		0-0-0		0-0-0			
0-3-0	0-0-0	0-0-0		NON-CONFERENCE	0-0-0		0-0-0		0-3-0			
0-2-0	0-0-0	0-0-0		HOME	0-0-0		0-0-0		0-2-0			
0-1-0	0-0-0	0-0-		AWAY	0-0-0		0-0-0		0-1-0			
0-0-0	0-0-0	0-0-0		NEUTRAL	0-0-0		0-0-0		0-0-0			
0-5-1	0-0-0	0-0-0		CONFERENCE	0-0-0		0-0-0		0-5-1			
0-2-0	0-0-0	0-0-0		HOME	0-0-0		0-0-0		0-2-0			
0-3-1	0-0-0	0-0-0		AWAY	0-0-0		0-0-0		0-3-1			
0-0-0	0-0-0	0-0-0		NEUTRAL	0-0-0		0-0-0		0-0-0			
RPI	S	Opponent	Score	RPI	S	Opponent	Score	RPI	S	Opponent	Score	
								171	A	Louisiana Tech	0	9
								240	H	La.-Monroe	0	4
								273	H	Tex.-Pan American	0	4
								304	A	Southern U.	2	4
								308	H	Texas Southern	0	1
								312	A	Alabama St.	0	4
								317	H	Prairie View	0	1
								319	A	Jackson St.	1	1
								321	A	Alabama A&M	1	3

Non-Div. I Games:

Grambling

Average RPI Win:	0	WON-LOST	WINNING	LAST 10	STRENGTH OF	OPP. STRENGTH	TEAM	ADJ	CONF.	ADJ CONF.			
Average RPI Loss:	262	RECORD	PCT. RANK	GAMES	SCHEDULE	OF SCHEDULE	RPI	RPI	RPI	RPI			
DIV. I ONLY		0-12-0	0	330	0-8-0	296	330	330	.29075	330	32	32	
DIV. I NON-CONF.		0-7-0	0	323	0-3-0	254	324	327	.31646	327	31	31	
<hr/>													
TOTALS	RPI 1-25	RPI 26-50		W-L RECORDS		RPI 51-100		RPI 101-150		RPI 150+			
0-12-0	0-0-0	0-1-0		OVERALL		0-0-0		0-0-0		0-11-0			
0-4-0	0-0-0	0-0-0		HOME		0-0-0		0-0-0		0-4-0			
0-6-0	0-0-0	0-1-0		AWAY		0-0-0		0-0-0		0-5-0			
0-2-0	0-0-0	0-0-0		NEUTRAL		0-0-0		0-0-0		0-2-0			
<hr/>													
0-7-0	0-0-0	0-1-0		NON-CONFERENCE		0-0-0		0-0-0		0-6-0			
0-2-0	0-0-0	0-0-0		HOME		0-0-0		0-0-0		0-2-0			
0-3-0	0-0-0	0-0-		AWAY		0-0-0		0-0-0		0-2-0			
0-2-0	0-0-0	0-0-0		NEUTRAL		0-0-0		0-0-0		0-2-0			
<hr/>													
0-5-0	0-0-0	0-0-0		CONFERENCE		0-0-0		0-0-0		0-5-0			
0-2-0	0-0-0	0-0-0		HOME		0-0-0		0-0-0		0-2-0			
0-3-0	0-0-0	0-0-0		AWAY		0-0-0		0-0-0		0-3-0			
0-0-0	0-0-0	0-0-0		NEUTRAL		0-0-0		0-0-0		0-0-0			
<hr/>													
RPI	S	Opponent	Score	RPI	S	Opponent	Score	RPI	S	Opponent	Score		
				48	A	Southern California	0 9			184	A	UALR	1 7
										238	N	South Dakota	0 11
										240	H	La.-Monroe	0 7
										245	N	Nicholls St.	0 8
										296	A	Arkansas St.	0 8
										304	A	Southern U.	0 3
										308	H	Texas Southern	0 4
										312	A	Alabama St.	0 7
										317	H	Prairie View	0 7
										319	A	Jackson St.	0 6
										331	H	Chicago St.	1 4
<hr/>													
LAST 10 GAMES													
				304	A	Southern U.	0 3	312	A	Alabama St.	0 7		
				319	A	Jackson St.	0 6	317	H	Prairie View	0 7		
				296	A	Arkansas St.	0 8	308	H	Texas Southern	0 4		
				48	A	Southern California	0 9	240	H	La.-Monroe	0 7		
				184	A	UALR	1 7	245	N	Nicholls St.	0 8		

Non-Div. I Games: Tex. A&M-Texarkana 1 4 Williams Baptist 3 0

Ark.-Pine Bluff

Average RPI Win:	330	WON-LOST RECORD	WINNING PCT. RANK	LAST 10 GAMES	STRENGTH OF SCHEDULE	OPP. STRENGTH OF SCHEDULE	TEAM RPI	ADJ RPI	CONF. RPI	ADJ CONF. RPI	
DIV. I ONLY		1-11-1	.11538 322	0-9-1	329	320	331	.28479 331	28	28	
DIV. I NON-CONF.		1-8-0	.11111 313	0-6-0	328	313	330	.28147 330	27	28	
<hr/>											
TOTALS	RPI 1-25		RPI 26-50	W-L RECORDS		RPI 51-100		RPI 101-150		RPI 150+	
1-11-1	0-0-0		0-0-0	OVERALL		0-0-0		0-0-0		1-11-1	
0-6-1	0-0-0		0-0-0	HOME		0-0-0		0-0-0		0-6-1	
1-5-0	0-0-0		0-0-0	AWAY		0-0-0		0-0-0		1-5-0	
0-0-0	0-0-0		0-0-0	NEUTRAL		0-0-0		0-0-0		0-0-0	
1-8-0	0-0-0		0-0-0	NON-CONFERENCE		0-0-0		0-0-0		1-8-0	
0-5-0	0-0-0		0-0-0	HOME		0-0-0		0-0-0		0-5-0	
1-3-0	0-0-0		0-0-	AWAY		0-0-0		0-0-0		1-3-0	
0-0-0	0-0-0		0-0-0	NEUTRAL		0-0-0		0-0-0		0-0-0	
0-3-1	0-0-0		0-0-0	CONFERENCE		0-0-0		0-0-0		0-3-1	
0-1-1	0-0-0		0-0-0	HOME		0-0-0		0-0-0		0-1-1	
0-2-0	0-0-0		0-0-0	AWAY		0-0-0		0-0-0		0-2-0	
0-0-0	0-0-0		0-0-0	NEUTRAL		0-0-0		0-0-0		0-0-0	
RPI	S	Opponent	Score	RPI	S	Opponent	Score	RPI	S	Opponent	Score
								184	A	UALR	0 7
								199	H	Cleveland St.	0 6
								232	H	Green Bay	0 3
								254	A	Northern Ill.	0 5
								273	A	Tex.-Pan American	0 3
								273	H	Tex.-Pan American	1 1
								278	A	Indiana St.	0 7
								284	H	Bowling Green	0 8
								300	A	New Mexico St.	1 4
								300	H	New Mexico St.	1 6
								310	H	Eastern Ill.	0 2
								322	H	North Dakota	0 3
								330	A	Ark.-Pine Bluff	4 1
<hr/>											
LAST 10 GAMES											
				273	H	Tex.-Pan American	1 1	300	A	New Mexico St.	1 4
				310	H	Eastern Ill.	0 2	273	A	Tex.-Pan American	0 3
				278	A	Indiana St.	0 7	300	H	New Mexico St.	1 6
				254	A	Northern Ill.	0 5	232	H	Green Bay	0 3
				284	H	Bowling Green	0 8	199	H	Cleveland St.	0 6

Non-Div. I Games:

Chicago St.

Average RPI Win:	0	WON-LOST	WINNING	LAST 10	STRENGTH OF	OPP. STRENGTH	TEAM	ADJ	CONF.	ADJ CONF.	
Average RPI Loss:	268	RECORD	PCT. RANK	GAMES	SCHEDULE	OF SCHEDULE	RPI	RPI	RPI	RPI	
DIV. I ONLY		0-10-0	0 330	0-9-0	324	324	332	.26074	332	31 31	
DIV. I NON-CONF.		0-9-0	0 323	0-8-0	308	329	331	.27283	332	32 32	
<hr/>											
TOTALS	RPI 1-25	RPI 26-50		W-L RECORDS		RPI 51-100		RPI 101-150		RPI 150+	
0-10-0	0-0-0	0-0-0		OVERALL		0-0-0		0-0-0		0-10-0	
0-3-0	0-0-0	0-0-0		HOME		0-0-0		0-0-0		0-3-0	
0-6-0	0-0-0	0-0-0		AWAY		0-0-0		0-0-0		0-6-0	
0-1-0	0-0-0	0-0-0		NEUTRAL		0-0-0		0-0-0		0-1-0	
<hr/>											
0-9-0	0-0-0	0-0-0		NON-CONFERENCE		0-0-0		0-0-0		0-9-0	
0-3-0	0-0-0	0-0-0		HOME		0-0-0		0-0-0		0-3-0	
0-5-0	0-0-0	0-0-		AWAY		0-0-0		0-0-0		0-5-0	
0-1-0	0-0-0	0-0-0		NEUTRAL		0-0-0		0-0-0		0-1-0	
<hr/>											
0-1-0	0-0-0	0-0-0		CONFERENCE		0-0-0		0-0-0		0-1-0	
0-0-0	0-0-0	0-0-0		HOME		0-0-0		0-0-0		0-0-0	
0-1-0	0-0-0	0-0-0		AWAY		0-0-0		0-0-0		0-1-0	
0-0-0	0-0-0	0-0-0		NEUTRAL		0-0-0		0-0-0		0-0-0	
<hr/>											
RPI S	Opponent	Score	RPI S	Opponent	Score	RPI S	Opponent	Score	RPI S	Opponent	Score
						160 A East Tenn. St.					1 6
						183 N High Point					0 4
						214 H Campbell					0 3
						276 A Winthrop					0 1
						289 A Presbyterian					0 1
						298 A Citadel					2 3
						303 A Francis Marion					1 2
						312 H Alabama St.					0 1
						316 A Charleston So.					0 2
						326 H USC Upstate					1 4
			LAST 10 GAMES								
			214 H Campbell			0 3	303 A Francis Marion			1 2	
			183 N High Point			0 4	276 A Winthrop			0 1	
			326 H USC Upstate			1 4	289 A Presbyterian			0 1	
			160 A East Tenn. St.			1 6	298 A Citadel			2 3	
			316 A Charleston So.			0 2	312 H Alabama St.			0 1	

Non-Div. I Games:	Mount Olive	2	1
--------------------------	--------------------	----------	----------

South Carolina St.