

Average RPI Win: 52		WON-LOST	WINNING	LAST 10	STRENGTH OF		OPP. STRENGTH	TEAM	ADJ	CONF.	ADJ CONF.
Average RPI Loss: 19		RECORD	PCT. RANK	GAMES	SCHEDULE		OF SCHEDULE	RPI	RPI	RPI	RPI
DIV. I ONLY		14-3-1	.80556	13	7-2-1		2	6	1	.68294	1
DIV. I NON-CONF.		8-1-0	.88889	8	1-1-0		26	4	5	.64931	4
TOTALS		RPI 1-25	RPI 26-50		W-L RECORDS		RPI 51-100		RPI 101-150		RPI 150+
14-3-1		4-2-1	3-1-0		OVERALL		6-0-0		1-0-0		0-0-0
8-0-0		3-0-0	1-0-0		HOME		3-0-0		1-0-0		0-0-0
4-3-1		1-2-1	2-1-0		AWAY		1-0-0		0-0-0		0-0-0
2-0-0		0-0-0	0-0-0		NEUTRAL		2-0-0		0-0-0		0-0-0
8-1-0		2-0-0	2-1-0		NON-CONFERENCE		4-0-0		0-0-0		0-0-0
4-0-0		1-0-0	1-0-0		HOME		2-0-0		0-0-0		0-0-0
2-1-0		1-0-0	1-0-		AWAY		0-0-0		0-0-0		0-0-0
2-0-0		0-0-0	0-0-0		NEUTRAL		2-0-0		0-0-0		0-0-0
6-2-1		2-2-1	1-0-0		CONFERENCE		2-0-0		1-0-0		0-0-0
4-0-0		2-0-0	0-0-0		HOME		1-0-0		1-0-0		0-0-0
2-2-1		0-2-1	1-0-0		AWAY		1-0-0		0-0-0		0-0-0
0-0-0		0-0-0	0-0-0		NEUTRAL		0-0-0		0-0-0		0-0-0
RPI S	Opponent	Score		RPI S	Opponent	Score		RPI S	Opponent	Score	
2 H	Akron	3	1	28 A	Michigan	1	0	58 N	Clemson	2	1
5 H	Georgetown	3	0	37 A	Syracuse	4	2	60 H	Michigan St.	2	0
6 A	Connecticut	1	2	41 A	Northwestern	1	2	77 H	Providence	3	0
7 A	Marquette	1	1	42 H	Duke	1	0	89 N	San Diego St.	3	2
7 H	Marquette	3	1					92 A	Seton Hall	6	1
10 A	Indiana	1	0					93 H	Oregon St.	1	0
11 A	Louisville	1	2								
LAST 10 GAMES											
	37 A Syracuse	4	2		41 A Northwestern	1	2				
	7 A Marquette	1	1		5 H Georgetown	3	0				
	7 H Marquette	3	1		121 H Pittsburgh	7	1				
	77 H Providence	3	0		6 A Connecticut	1	2				
	92 A Seton Hall	6	1		10 A Indiana	1	0				

Non-Div. I Games:

Notre Dame

Average RPI Win:		83	WON-LOST RECORD		WINNING PCT. RANK		LAST 10 GAMES		STRENGTH OF SCHEDULE		OPP. STRENGTH OF SCHEDULE		TEAM RPI		ADJ RPI		CONF. RPI		ADJ CONF. RPI					
DIV. I ONLY			15-1-2		.88889		3		10-0-0		26		21		3		.6621		2		14		15	
DIV. I NON-CONF.			8-1-2		.81818		19		4-0-0		4		1		1		.70831		1		14		14	
TOTALS		RPI 1-25		RPI 26-50		W-L RECORDS		RPI 51-100		RPI 101-150		RPI 150+												
15-1-2		2-1-2		4-0-0		OVERALL		3-0-0		3-0-0		3-0-0												
7-0-1		1-0-1		2-0-0		HOME		1-0-0		1-0-0		2-0-0												
6-1-1		0-1-1		1-0-0		AWAY		2-0-0		2-0-0		1-0-0												
2-0-0		1-0-0		1-0-0		NEUTRAL		0-0-0		0-0-0		0-0-0												
8-1-2		2-1-2		3-0-0		NON-CONFERENCE		3-0-0		0-0-0		0-0-0												
3-0-1		1-0-1		1-0-0		HOME		1-0-0		0-0-0		0-0-0												
3-1-1		0-1-1		1-0-		AWAY		2-0-0		0-0-0		0-0-0												
2-0-0		1-0-0		1-0-0		NEUTRAL		0-0-0		0-0-0		0-0-0												
7-0-0		0-0-0		1-0-0		CONFERENCE		0-0-0		3-0-0		3-0-0												
4-0-0		0-0-0		1-0-0		HOME		0-0-0		1-0-0		2-0-0												
3-0-0		0-0-0		0-0-0		AWAY		0-0-0		2-0-0		1-0-0												
0-0-0		0-0-0		0-0-0		NEUTRAL		0-0-0		0-0-0		0-0-0												
RPI	S	Opponent		Score		RPI	S	Opponent		Score		RPI	S	Opponent		Score								
1	A	Notre Dame		1	3	28	H	Michigan		1	0	60	A	Michigan St.		1	0							
10	N	Indiana		1	0	32	N	SIU Edwardsville		2	1	69	H	FGCU		4	0							
14	A	Creighton		1	1	45	H	West Virginia		2	1	81	A	Ohio St.		1	0							
19	H	St. John's (NY)		0	0	46	A	Penn St.		2	0													
25	H	South Fla.		5	0																			
						LAST 10 GAMES																		
						117 H Western Mich.						1	0	28 H Michigan						1	0			
						60 A Michigan St.						1	0	116 A Northern Ill.						2	0			
						157 A Hartwick						4	0	46 A Penn St.						2	0			
						81 A Ohio St.						1	0	195 H Fla. Atlantic						5	0			
						45 H West Virginia						2	1	155 H Buffalo						4	0			

Non-Div. I Games:

Akron

Average RPI Win: 67		WON-LOST RECORD		WINNING PCT. RANK		LAST 10 GAMES		STRENGTH OF SCHEDULE		OPP. STRENGTH OF SCHEDULE		TEAM RPI		ADJ RPI		CONF. RPI		ADJ CONF. RPI	
DIV. I ONLY		12-2-3		.79412 15		8-1-1		7		10		5		.66118 3		3		3	
DIV. I NON-CONF.		5-1-2		.75 31		1-0-0		7		8		2		.6593 2		4		3	
TOTALS		RPI 1-25		RPI 26-50		W-L RECORDS		RPI 51-100		RPI 101-150		RPI 150+							
12-2-3		3-2-1		2-0-1		OVERALL		5-0-1		2-0-0		0-0-0							
4-2-1		1-2-0		0-0-1		HOME		2-0-0		1-0-0		0-0-0							
8-0-2		2-0-1		2-0-0		AWAY		3-0-1		1-0-0		0-0-0							
0-0-0		0-0-0		0-0-0		NEUTRAL		0-0-0		0-0-0		0-0-0							
5-1-2		2-1-1		1-0-0		NON-CONFERENCE		0-0-1		2-0-0		0-0-0							
2-1-0		1-1-0		0-0-0		HOME		0-0-0		1-0-0		0-0-0							
3-0-2		1-0-1		1-0-		AWAY		0-0-1		1-0-0		0-0-0							
0-0-0		0-0-0		0-0-0		NEUTRAL		0-0-0		0-0-0		0-0-0							
7-1-1		1-1-0		1-0-1		CONFERENCE		5-0-0		0-0-0		0-0-0							
2-1-1		0-1-0		0-0-1		HOME		2-0-0		0-0-0		0-0-0							
5-0-0		1-0-0		1-0-0		AWAY		3-0-0		0-0-0		0-0-0							
0-0-0		0-0-0		0-0-0		NEUTRAL		0-0-0		0-0-0		0-0-0							
RPI S	Opponent		Score		RPI S	Opponent		Score		RPI S	Opponent		Score		RPI S	Opponent		Score	
4 A	Maryland		2	2	38 A	California		3	1	65 A	Stanford		3	1	120 A	Loyola Marymount		1	0
12 H	New Mexico		2	3	38 H	California		1	1	65 H	Stanford		2	1	137 H	UC Irvine		2	1
15 A	Virginia		1	0	49 A	Cal Poly		1	0	72 A	UC Santa Barbara		1	1					
17 A	Washington		1	0						89 A	San Diego St.		4	3					
17 H	Washington		1	2						93 A	Oregon St.		2	1					
18 H	Tulsa		1	0						93 H	Oregon St.		1	0					
				LAST 10 GAMES															
					38 H	California		1	1	17 H	Washington		1	2					
					65 H	Stanford		2	1	93 H	Oregon St.		1	0					
					17 A	Washington		1	0	38 A	California		3	1					
					93 A	Oregon St.		2	1	65 A	Stanford		3	1					
					89 A	San Diego St.		4	3	49 A	Cal Poly		1	0					

Non-Div. I Games:

UCLA

Average RPI Win: 61		WON-LOST RECORD	WINNING PCT. RANK	LAST 10 GAMES	STRENGTH OF SCHEDULE	OPP. STRENGTH OF SCHEDULE	TEAM RPI	ADJ RPI	CONF. RPI	ADJ CONF. RPI							
Average RPI Loss: 16																	
DIV. I ONLY		14-1-2	.88235	4	8-1-1	20	1	2	.65658	4	1	1					
DIV. I NON-CONF.		8-0-1	.94444	5	5-0-0	47	2	6	.63412	6	2	2					
<hr/>																	
TOTALS		RPI 1-25		RPI 26-50		W-L RECORDS		RPI 51-100		RPI 101-150		RPI 150+					
14-1-2		3-1-1		4-0-0		OVERALL		4-0-1		3-0-0		0-0-0					
10-0-2		3-0-1		2-0-0		HOME		2-0-1		3-0-0		0-0-0					
4-1-0		0-1-0		2-0-0		AWAY		2-0-0		0-0-0		0-0-0					
0-0-0		0-0-0		0-0-0		NEUTRAL		0-0-0		0-0-0		0-0-0					
8-0-1		1-0-1		2-0-0		NON-CONFERENCE		3-0-0		2-0-0		0-0-0					
7-0-1		1-0-1		2-0-0		HOME		2-0-0		2-0-0		0-0-0					
1-0-0		0-0-0		0-0-		AWAY		1-0-0		0-0-0		0-0-0					
0-0-0		0-0-0		0-0-0		NEUTRAL		0-0-0		0-0-0		0-0-0					
6-1-1		2-1-0		2-0-0		CONFERENCE		1-0-1		1-0-0		0-0-0					
3-0-1		2-0-0		0-0-0		HOME		0-0-1		1-0-0		0-0-0					
3-1-0		0-1-0		2-0-0		AWAY		1-0-0		0-0-0		0-0-0					
0-0-0		0-0-0		0-0-0		NEUTRAL		0-0-0		0-0-0		0-0-0					
RPI	S	Opponent		Score		RPI	S	Opponent		Score		RPI	S	Opponent		Score	
3	H	UCLA		2	2	30	A	Boston College		4	0	53	H	UMBC		3	1
8	H	North Carolina		1	0	33	H	Rutgers		2	1	58	H	Clemson		2	2
11	H	Louisville		3	0	38	H	California		6	0	61	A	Col. of Charleston		3	2
15	H	Virginia		1	0	42	A	Duke		2	1	80	A	North Carolina St.		3	2
16	A	Wake Forest		2	4							95	H	Colgate		2	0
<hr/>																	
LAST 10 GAMES																	
16 A Wake Forest						2	4	42 A Duke						2	1		
58 H Clemson						2	2	33 H Rutgers						2	1		
131 H Lehigh						2	1	15 H Virginia						1	0		
8 H North Carolina						1	0	61 A Col. of Charleston						3	2		
95 H Colgate						2	0	141 H Georgia St.						4	0		

Non-Div. I Games:

Maryland

Average RPI Win:		71	WON-LOST RECORD		WINNING PCT. RANK		LAST 10 GAMES		STRENGTH OF SCHEDULE		OPP. STRENGTH OF SCHEDULE		TEAM RPI		ADJ RPI		CONF. RPI		ADJ CONF. RPI					
Average RPI Loss:		4																						
DIV. I ONLY			16-2-1		.86842		5		8-2-0		36		2		4		.65019		5		2		2	
DIV. I NON-CONF.			9-0-1		.95		4		2-0-0		67		11		9		.63054		7		3		4	
TOTALS		RPI 1-25			RPI 26-50			W-L RECORDS			RPI 51-100			RPI 101-150			RPI 150+							
16-2-1		3-2-0			4-0-0			OVERALL			5-0-1			3-0-0			1-0-0							
9-1-0		2-1-0			3-0-0			HOME			2-0-0			1-0-0			1-0-0							
6-1-1		0-1-0			1-0-0			AWAY			3-0-1			2-0-0			0-0-0							
1-0-0		1-0-0			0-0-0			NEUTRAL			0-0-0			0-0-0			0-0-0							
9-0-1		1-0-0			3-0-0			NON-CONFERENCE			2-0-1			2-0-0			1-0-0							
5-0-0		0-0-0			2-0-0			HOME			1-0-0			1-0-0			1-0-0							
3-0-1		0-0-0			1-0-			AWAY			1-0-1			1-0-0			0-0-0							
1-0-0		1-0-0			0-0-0			NEUTRAL			0-0-0			0-0-0			0-0-0							
7-2-0		2-2-0			1-0-0			CONFERENCE			3-0-0			1-0-0			0-0-0							
4-1-0		2-1-0			1-0-0			HOME			1-0-0			0-0-0			0-0-0							
3-1-0		0-1-0			0-0-0			AWAY			2-0-0			1-0-0			0-0-0							
0-0-0		0-0-0			0-0-0			NEUTRAL			0-0-0			0-0-0			0-0-0							
RPI	S	Opponent			Score		RPI	S	Opponent			Score		RPI	S	Opponent			Score					
1	A	Notre Dame			0 3		33	H	Rutgers			1 0		69	H	FGCU			1 0					
6	H	Connecticut			1 2		39	H	Cal St. Northridge			1 0		75	A	Princeton			1 0					
7	H	Marquette			2 1		46	H	Penn St.			2 1		77	A	Providence			1 0					
15	N	Virginia			2 1		48	A	James Madison			1 0		82	A	Wisconsin			1 1					
19	H	St. John's (NY)			2 1									92	A	Seton Hall			2 0					
														92	H	Seton Hall			1 0					
LAST 10 GAMES																								
							19	H	St. John's (NY)			2 1		131	H	Lehigh			2 0					
							92	H	Seton Hall			1 0		1	A	Notre Dame			0 3					
							92	A	Seton Hall			2 0		6	H	Connecticut			1 2					
							77	A	Providence			1 0		121	A	Pittsburgh			3 1					
							7	H	Marquette			2 1		48	A	James Madison			1 0					

Non-Div. I Games:

Georgetown

Average RPI Win:	73	WON-LOST RECORD	WINNING PCT. RANK	LAST 10 GAMES	STRENGTH OF SCHEDULE	OPP. STRENGTH OF SCHEDULE	TEAM RPI	ADJ RPI	CONF. RPI	ADJ CONF. RPI		
DIV. I ONLY		15-2-1	.86111	7	8-2-0	48	4	6	.63576	6	2	2
DIV. I NON-CONF.		8-0-1	.94444	5	2-0-0	98	15	15	.59734	14	3	4
<hr/>												
TOTALS	RPI 1-25	RPI 26-50		W-L RECORDS		RPI 51-100		RPI 101-150		RPI 150+		
15-2-1	4-1-0	2-0-0		OVERALL		4-1-1		4-0-0		1-0-0		
10-0-1	3-0-0	2-0-0		HOME		3-0-1		1-0-0		1-0-0		
5-2-0	1-1-0	0-0-0		AWAY		1-1-0		3-0-0		0-0-0		
0-0-0	0-0-0	0-0-0		NEUTRAL		0-0-0		0-0-0		0-0-0		
8-0-1	1-0-0	1-0-0		NON-CONFERENCE		2-0-1		3-0-0		1-0-0		
5-0-1	1-0-0	1-0-0		HOME		1-0-1		1-0-0		1-0-0		
3-0-0	0-0-0	0-0-		AWAY		1-0-0		2-0-0		0-0-0		
0-0-0	0-0-0	0-0-0		NEUTRAL		0-0-0		0-0-0		0-0-0		
7-2-0	3-1-0	1-0-0		CONFERENCE		2-1-0		1-0-0		0-0-0		
5-0-0	2-0-0	1-0-0		HOME		2-0-0		0-0-0		0-0-0		
2-2-0	1-1-0	0-0-0		AWAY		0-1-0		1-0-0		0-0-0		
0-0-0	0-0-0	0-0-0		NEUTRAL		0-0-0		0-0-0		0-0-0		
RPI	S	Opponent	Score	RPI	S	Opponent	Score	RPI	S	Opponent	Score	
1	H	Notre Dame	2 1	30	H	Boston College	2 0	60	A	Michigan St.	1 0	
5	A	Georgetown	2 1	43	H	Villanova	1 0	70	H	Dartmouth	2 1	
7	A	Marquette	2 3					74	H	Boston U.	1 1	
17	H	Washington	1 0					77	A	Providence	0 1	
19	H	St. John's (NY)	3 0					77	H	Providence	2 0	
								92	H	Seton Hall	4 0	

Non-Div. I Games:

Connecticut

Average RPI Win:		95	WON-LOST RECORD		WINNING PCT. RANK		LAST 10 GAMES		STRENGTH OF SCHEDULE		OPP. STRENGTH OF SCHEDULE		TEAM RPI		ADJ RPI		CONF. RPI		ADJ CONF. RPI					
Average RPI Loss:		3																						
DIV. I ONLY			16-2-1		.86842		5		7-2-1		52		9		8		.63414		7		2		2	
DIV. I NON-CONF.			9-0-0		1		1		1-0-0		127		52		29		.58003		28		3		4	
TOTALS		RPI 1-25		RPI 26-50		W-L RECORDS		RPI 51-100		RPI 101-150		RPI 150+												
16-2-1		2-2-1		1-0-0		OVERALL		5-0-0		6-0-0		2-0-0												
10-0-1		1-0-1		1-0-0		HOME		3-0-0		4-0-0		1-0-0												
6-2-0		1-2-0		0-0-0		AWAY		2-0-0		2-0-0		1-0-0												
0-0-0		0-0-0		0-0-0		NEUTRAL		0-0-0		0-0-0		0-0-0												
9-0-0		0-0-0		1-0-0		NON-CONFERENCE		2-0-0		4-0-0		2-0-0												
6-0-0		0-0-0		1-0-0		HOME		1-0-0		3-0-0		1-0-0												
3-0-0		0-0-0		0-0-		AWAY		1-0-0		1-0-0		1-0-0												
0-0-0		0-0-0		0-0-0		NEUTRAL		0-0-0		0-0-0		0-0-0												
7-2-1		2-2-1		0-0-0		CONFERENCE		3-0-0		2-0-0		0-0-0												
4-0-1		1-0-1		0-0-0		HOME		2-0-0		1-0-0		0-0-0												
3-2-0		1-2-0		0-0-0		AWAY		1-0-0		1-0-0		0-0-0												
0-0-0		0-0-0		0-0-0		NEUTRAL		0-0-0		0-0-0		0-0-0												
RPI	S	Opponent		Score		RPI	S	Opponent		Score		RPI	S	Opponent		Score								
1	A	Notre Dame		1 3		28	H	Michigan		2 1		60	A	Michigan St.		2 1		110	A	Drake		2 0		
1	H	Notre Dame		1 1								77	A	Providence		2 0		113	H	Ill.-Chicago		1 0		
5	A	Georgetown		1 2								82	H	Wisconsin		2 1		116	H	Northern Ill.		1 0		
6	H	Connecticut		3 2								86	H	Cincinnati		3 0		121	A	Pittsburgh		4 0		
11	A	Louisville		2 1								92	H	Seton Hall		2 0		123	H	DePaul		5 0		
																		126	H	Milwaukee		3 2		
																		182	H	Western Ill.		3 0		
																		187	A	Green Bay		1 0		
						LAST 10 GAMES																		
						11	A	Louisville		2 1		121	A	Pittsburgh		4 0								
						86	H	Cincinnati		3 0		5	A	Georgetown		1 2								
						1	H	Notre Dame		1 1		116	H	Northern Ill.		1 0								
						1	A	Notre Dame		1 3		6	H	Connecticut		3 2								
						92	H	Seton Hall		2 0		77	A	Providence		2 0								

Non-Div. I Games:

Marquette

North Carolina

Through Games Of November 4, 2012

Average RPI Win: 78		WON-LOST	WINNING	LAST 10	STRENGTH OF		OPP. STRENGTH	TEAM	ADJ	CONF.	ADJ CONF.
Average RPI Loss: 26		RECORD	PCT. RANK	GAMES	SCHEDULE		OF SCHEDULE	RPI	RPI	RPI	RPI
DIV. I ONLY		14-2-1	.85294	8	9-1-0		42	12	7	.62859	8
DIV. I NON-CONF.		8-1-0	.88889	8	5-0-0		93	36	18	.59395	17
TOTALS		RPI 1-25	RPI 26-50		W-L RECORDS		RPI 51-100		RPI 101-150		RPI 150+
14-2-1		1-1-1	4-1-0		OVERALL		5-0-0		2-0-0		2-0-0
10-0-1		1-0-1	3-0-0		HOME		2-0-0		2-0-0		2-0-0
4-2-0		0-1-0	1-1-0		AWAY		3-0-0		0-0-0		0-0-0
0-0-0		0-0-0	0-0-0		NEUTRAL		0-0-0		0-0-0		0-0-0
8-1-0		0-0-0	2-1-0		NON-CONFERENCE		3-0-0		1-0-0		2-0-0
7-0-0		0-0-0	2-0-0		HOME		2-0-0		1-0-0		2-0-0
1-1-0		0-0-0	0-0-		AWAY		1-0-0		0-0-0		0-0-0
0-0-0		0-0-0	0-0-0		NEUTRAL		0-0-0		0-0-0		0-0-0
6-1-1		1-1-1	2-0-0		CONFERENCE		2-0-0		1-0-0		0-0-0
3-0-1		1-0-1	1-0-0		HOME		0-0-0		1-0-0		0-0-0
3-1-0		0-1-0	1-0-0		AWAY		2-0-0		0-0-0		0-0-0
0-0-0		0-0-0	0-0-0		NEUTRAL		0-0-0		0-0-0		0-0-0
RPI S	Opponent	Score	RPI S	Opponent	Score	RPI S	Opponent	Score	RPI S	Opponent	Score
4 A	Maryland	0 1	30 H	Boston College	4 0	58 A	Clemson	2 0	118 H	Virginia Tech	2 0
15 H	Virginia	1 0	42 A	Duke	2 1	61 A	Col. of Charleston	3 0	135 H	Davidson	1 0
16 H	Wake Forest	0 0	45 H	West Virginia	1 0	68 H	Wofford	1 0	161 H	Ga. Southern	2 0
			47 H	Campbell	3 0	74 H	Boston U.	2 1	164 H	Gardner-Webb	4 0
			48 A	James Madison	0 1	80 A	North Carolina St.	2 0			
LAST 10 GAMES											
			30 H	Boston College	4 0	135 H	Davidson	1 0			
			80 A	North Carolina St.	2 0	58 A	Clemson	2 0			
			47 H	Campbell	3 0	161 H	Ga. Southern	2 0			
			4 A	Maryland	0 1	42 A	Duke	2 1			
			61 A	Col. of Charleston	3 0	68 H	Wofford	1 0			

Non-Div. I Games:

North Carolina

Average RPI Win:		96	WON-LOST RECORD		WINNING PCT. RANK	LAST 10 GAMES		STRENGTH OF SCHEDULE		OPP. STRENGTH OF SCHEDULE	TEAM RPI	ADJ RPI	CONF. RPI	ADJ CONF. RPI			
Average RPI Loss:		27															
DIV. I ONLY			13-4-0		.76471	17	8-2-0		10		62	9	.62508	9	12	13	
DIV. I NON-CONF.			6-2-0		.75	31	1-0-0		20		34	8	.62947	9	15	15	
TOTALS		RPI 1-25		RPI 26-50		W-L RECORDS		RPI 51-100		RPI 101-150		RPI 150+					
13-4-0		3-2-0		0-1-0		OVERALL		4-1-0		3-0-0		3-0-0					
9-2-0		2-2-0		0-0-0		HOME		2-0-0		3-0-0		2-0-0					
4-2-0		1-0-0		0-1-0		AWAY		2-1-0		0-0-0		1-0-0					
0-0-0		0-0-0		0-0-0		NEUTRAL		0-0-0		0-0-0		0-0-0					
6-2-0		2-1-0		0-0-0		NON-CONFERENCE		1-1-0		2-0-0		1-0-0					
5-1-0		1-1-0		0-0-0		HOME		1-0-0		2-0-0		1-0-0					
1-1-0		1-0-0		0-0-		AWAY		0-1-0		0-0-0		0-0-0					
0-0-0		0-0-0		0-0-0		NEUTRAL		0-0-0		0-0-0		0-0-0					
7-2-0		1-1-0		0-1-0		CONFERENCE		3-0-0		1-0-0		2-0-0					
4-1-0		1-1-0		0-0-0		HOME		1-0-0		1-0-0		1-0-0					
3-1-0		0-0-0		0-1-0		AWAY		2-0-0		0-0-0		1-0-0					
0-0-0		0-0-0		0-0-0		NEUTRAL		0-0-0		0-0-0		0-0-0					
RPI	S	Opponent		Score		RPI	S	Opponent		Score		RPI	S	Opponent		Score	
10	H	Indiana		1	2	35	A	Xavier		2	3	51	A	Denver		1	2
11	H	Louisville		1	0							64	A	Dayton		1	0
13	H	Charlotte		0	1							76	H	Evansville		4	1
14	A	Creighton		3	1							88	H	Butler		4	0
21	H	VCU		3	2							94	A	Temple		3	1

Non-Div. I Games:

Saint Louis

Average RPI Win:	62	WON-LOST RECORD	WINNING PCT. RANK	LAST 10 GAMES	STRENGTH OF SCHEDULE	OPP. STRENGTH OF SCHEDULE	TEAM RPI	ADJ RPI	CONF. RPI	ADJ CONF. RPI					
Average RPI Loss:	23														
DIV. I ONLY		11-4-3	.69444	26	5-3-2	15	3	14	.62048	10	4	4			
DIV. I NON-CONF.		8-2-2	.75	31	3-1-1	13	3	11	.62991	8	1	1			
<hr/>															
TOTALS	RPI 1-25	RPI 26-50		W-L RECORDS		RPI 51-100		RPI 101-150		RPI 150+					
11-4-3	1-2-1	3-1-1		OVERALL		7-1-1		0-0-0		0-0-0					
5-2-2	0-1-0	1-1-1		HOME		4-0-1		0-0-0		0-0-0					
4-1-1	1-0-1	2-0-0		AWAY		1-1-0		0-0-0		0-0-0					
2-1-0	0-1-0	0-0-0		NEUTRAL		2-0-0		0-0-0		0-0-0					
<hr/>															
8-2-2	1-2-1	2-0-0		NON-CONFERENCE		5-0-1		0-0-0		0-0-0					
4-1-1	0-1-0	1-0-0		HOME		3-0-1		0-0-0		0-0-0					
2-0-1	1-0-1	1-0-		AWAY		0-0-0		0-0-0		0-0-0					
2-1-0	0-1-0	0-0-0		NEUTRAL		2-0-0		0-0-0		0-0-0					
<hr/>															
3-2-1	0-0-0	1-1-1		CONFERENCE		2-1-0		0-0-0		0-0-0					
1-1-1	0-0-0	0-1-1		HOME		1-0-0		0-0-0		0-0-0					
2-1-0	0-0-0	1-0-0		AWAY		1-1-0		0-0-0		0-0-0					
0-0-0	0-0-0	0-0-0		NEUTRAL		0-0-0		0-0-0		0-0-0					
<hr/>															
RPI S	Opponent	Score		RPI S	Opponent	Score		RPI S	Opponent	Score		RPI S	Opponent	Score	
1 H	Notre Dame	0	1	26 A	Kentucky	4	1	58 H	Clemson	3	0				
2 N	Akron	0	1	28 H	Michigan	1	2	60 A	Michigan St.	1	3				
9 A	Saint Louis	2	1	32 H	SIU Edwardsville	2	0	76 H	Evansville	2	0				
11 A	Louisville	2	2	41 H	Northwestern	1	1	81 A	Ohio St.	2	0				
				46 A	Penn St.	1	0	82 H	Wisconsin	2	0				
								86 N	Cincinnati	3	0				
								88 H	Butler	2	0				
								89 H	San Diego St.	0	0				
								93 N	Oregon St.	3	2				
<hr/>															
LAST 10 GAMES															
41 H	Northwestern	1	1	11 A	Louisville	2	2								
60 A	Michigan St.	1	3	82 H	Wisconsin	2	0								
76 H	Evansville	2	0	26 A	Kentucky	4	1								
28 H	Michigan	1	2	46 A	Penn St.	1	0								
88 H	Butler	2	0	1 H	Notre Dame	0	1								

Non-Div. I Games:

Indiana

Average RPI Win:	75	WON-LOST RECORD	WINNING PCT. RANK	LAST 10 GAMES	STRENGTH OF SCHEDULE	OPP. STRENGTH OF SCHEDULE	TEAM RPI	ADJ RPI	CONF. RPI	ADJ CONF. RPI				
DIV. I ONLY		12-5-1	.69444	26	7-2-1	8	7	10	.61978	11	2	2		
DIV. I NON-CONF.		5-3-1	.61111	66	1-0-1	33	13	17	.59295	18	3	4		
<hr/>														
TOTALS	RPI 1-25	RPI 26-50		W-L RECORDS		RPI 51-100		RPI 101-150		RPI 150+				
12-5-1	4-3-1	2-2-0		OVERALL		2-0-0		2-0-0		2-0-0				
9-2-1	3-1-1	1-1-0		HOME		1-0-0		2-0-0		2-0-0				
3-3-0	1-2-0	1-1-0		AWAY		1-0-0		0-0-0		0-0-0				
0-0-0	0-0-0	0-0-0		NEUTRAL		0-0-0		0-0-0		0-0-0				
5-3-1	1-2-1	0-1-0		NON-CONFERENCE		1-0-0		1-0-0		2-0-0				
5-1-1	1-0-1	0-1-0		HOME		1-0-0		1-0-0		2-0-0				
0-2-0	0-2-0	0-0-		AWAY		0-0-0		0-0-0		0-0-0				
0-0-0	0-0-0	0-0-0		NEUTRAL		0-0-0		0-0-0		0-0-0				
7-2-0	3-1-0	2-1-0		CONFERENCE		1-0-0		1-0-0		0-0-0				
4-1-0	2-1-0	1-0-0		HOME		0-0-0		1-0-0		0-0-0				
3-1-0	1-0-0	1-1-0		AWAY		1-0-0		0-0-0		0-0-0				
0-0-0	0-0-0	0-0-0		NEUTRAL		0-0-0		0-0-0		0-0-0				
RPI	S	Opponent	Score		RPI	S	Opponent	Score		RPI	S	Opponent	Score	
1	H	Notre Dame	2	1	26	H	Kentucky	0	1	81	H	Ohio St.	4	0
4	A	Maryland	0	3	33	A	Rutgers	1	2	86	A	Cincinnati	1	0
7	H	Marquette	1	2	37	A	Syracuse	2	1					
9	A	Saint Louis	0	1	43	H	Villanova	1	0					
10	H	Indiana	2	2										
16	H	Wake Forest	3	2										
19	H	St. John's (NY)	1	0										
25	A	South Fla.	2	1										
<hr/>														
LAST 10 GAMES														
	7	H	Marquette	1	2	19	H	St. John's (NY)	1	0				
	86	A	Cincinnati	1	0	10	H	Indiana	2	2				
	137	H	UC Irvine	2	1	37	A	Syracuse	2	1				
	43	H	Villanova	1	0	123	H	DePaul	3	0				
	25	A	South Fla.	2	1	33	A	Rutgers	1	2				

Non-Div. I Games:

Louisville

Average RPI Win:		90	WON-LOST		WINNING	LAST 10		STRENGTH OF		OPP. STRENGTH	TEAM	ADJ		CONF.	ADJ CONF.
Average RPI Loss:		81	RECORD		PCT. RANK	GAMES		SCHEDULE		OF SCHEDULE	RPI	RPI		RPI	RPI
DIV. I ONLY			15-3-0		.83333	10		60		37	12	.61933		12	11
DIV. I NON-CONF.			7-1-0		.875	10		29		5	3	.65172		3	7
TOTALS		RPI 1-25	RPI 26-50		W-L RECORDS		RPI 51-100		RPI 101-150		RPI 150+				
15-3-0		2-1-0	1-0-0		OVERALL		4-0-0		7-2-0		1-0-0				
9-1-0		0-0-0	1-0-0		HOME		3-0-0		5-1-0		0-0-0				
5-2-0		1-1-0	0-0-0		AWAY		1-0-0		2-1-0		1-0-0				
1-0-0		1-0-0	0-0-0		NEUTRAL		0-0-0		0-0-0		0-0-0				
7-1-0		2-1-0	1-0-0		NON-CONFERENCE		1-0-0		3-0-0		0-0-0				
5-0-0		0-0-0	1-0-0		HOME		1-0-0		3-0-0		0-0-0				
1-1-0		1-1-0	0-0-		AWAY		0-0-0		0-0-0		0-0-0				
1-0-0		1-0-0	0-0-0		NEUTRAL		0-0-0		0-0-0		0-0-0				
8-2-0		0-0-0	0-0-0		CONFERENCE		3-0-0		4-2-0		1-0-0				
4-1-0		0-0-0	0-0-0		HOME		2-0-0		2-1-0		0-0-0				
4-1-0		0-0-0	0-0-0		AWAY		1-0-0		2-1-0		1-0-0				
0-0-0		0-0-0	0-0-0		NEUTRAL		0-0-0		0-0-0		0-0-0				
RPI S	Opponent	Score		RPI S	Opponent	Score		RPI S	Opponent	Score		RPI S	Opponent	Score	
3 A	UCLA	3	2	29 H	UAB	2	0	51 A	Denver	2	0	106 A	San Jose St.	1	0
18 A	Tulsa	1	2					51 H	Denver	1	0	107 H	Fairfield	2	0
22 N	SMU	3	1					57 H	CSU Bakersfield	2	0	112 A	Air Force	1	2
								70 H	Dartmouth	3	2	112 H	Air Force	0	1
												116 H	Northern Ill.	3	0
												136 H	UNLV	11	0
												137 H	UC Irvine	2	1
												145 A	Houston Baptist	2	1
												145 H	Houston Baptist	6	0
												180 A	Seattle	3	0
				LAST 10 GAMES											
				145 H	Houston Baptist	6	0	51 A	Denver	2	0				
				180 A	Seattle	3	0	112 A	Air Force	1	2				
				106 A	San Jose St.	1	0	51 H	Denver	1	0				
				57 H	CSU Bakersfield	2	0	112 H	Air Force	0	1				
				136 H	UNLV	11	0	145 A	Houston Baptist	2	1				

Non-Div. I Games:

New Mexico

[illegible]

Non-Div. I Games:

Charlotte

Average RPI Win:		97	WON-LOST RECORD		WINNING PCT. RANK		LAST 10 GAMES		STRENGTH OF SCHEDULE		OPP. STRENGTH OF SCHEDULE		TEAM RPI		ADJ RPI		CONF. RPI		ADJ CONF. RPI					
DIV. I ONLY			13-3-2		.77778		16		8-1-1		27		44		11		.61261		14		8		8	
DIV. I NON-CONF.			8-3-1		.70833		42		3-1-0		27		26		10		.62278		11		12		12	
TOTALS		RPI 1-25		RPI 26-50		W-L RECORDS		RPI 51-100		RPI 101-150		RPI 150+												
13-3-2		0-3-1		2-0-0		OVERALL		5-0-0		4-0-1		2-0-0												
8-2-1		0-2-1		2-0-0		HOME		1-0-0		3-0-0		2-0-0												
5-1-1		0-1-0		0-0-0		AWAY		4-0-0		1-0-1		0-0-0												
0-0-0		0-0-0		0-0-0		NEUTRAL		0-0-0		0-0-0		0-0-0												
8-3-1		0-3-1		1-0-0		NON-CONFERENCE		4-0-0		1-0-0		2-0-0												
5-2-1		0-2-1		1-0-0		HOME		1-0-0		1-0-0		2-0-0												
3-1-0		0-1-0		0-0-		AWAY		3-0-0		0-0-0		0-0-0												
0-0-0		0-0-0		0-0-0		NEUTRAL		0-0-0		0-0-0		0-0-0												
5-0-1		0-0-0		1-0-0		CONFERENCE		1-0-0		3-0-1		0-0-0												
3-0-0		0-0-0		1-0-0		HOME		0-0-0		2-0-0		0-0-0												
2-0-1		0-0-0		0-0-0		AWAY		1-0-0		1-0-1		0-0-0												
0-0-0		0-0-0		0-0-0		NEUTRAL		0-0-0		0-0-0		0-0-0												
RPI	S	Opponent		Score		RPI	S	Opponent		Score		RPI	S	Opponent		Score								
2	H	Akron		1	1	32	H	SIU Edwardsville		1	0	52	A	Santa Clara		1	0							
9	H	Saint Louis		1	3	33	H	Rutgers		3	0	55	A	St. Mary's (CA)		1	0							
18	A	Tulsa		0	2							75	A	Princeton		3	2							
24	H	Old Dominion		1	2							76	A	Evansville		2	1							
												98	H	William & Mary		2	1							

Non-Div. I Games:

Creighton

Virginia

Through Games Of November 4, 2012

Average RPI Win:		85	WON-LOST		WINNING		LAST 10		STRENGTH OF		OPP. STRENGTH		TEAM	ADJ		CONF.		ADJ CONF.		
Average RPI Loss:		16	RECORD		PCT. RANK		GAMES		SCHEDULE		OF SCHEDULE		RPI	RPI		RPI		RPI		
DIV. I ONLY			9-6-2		.58824		68		5-4-1		1		24		15		.6091		15	
DIV. I NON-CONF.			6-2-1		.72222		38		3-0-0		1		54		12		.61079		12	
TOTALS		RPI 1-25		RPI 26-50		W-L RECORDS		RPI 51-100		RPI 101-150		RPI 150+								
9-6-2		1-5-0		3-0-2		OVERALL		2-1-0		1-0-0		2-0-0								
7-3-1		0-2-0		3-0-1		HOME		1-1-0		1-0-0		2-0-0								
2-2-1		1-2-0		0-0-1		AWAY		1-0-0		0-0-0		0-0-0								
0-1-0		0-1-0		0-0-0		NEUTRAL		0-0-0		0-0-0		0-0-0								
6-2-1		1-2-0		2-0-1		NON-CONFERENCE		1-0-0		0-0-0		2-0-0								
5-1-1		0-1-0		2-0-1		HOME		1-0-0		0-0-0		2-0-0								
1-0-0		1-0-0		0-0-		AWAY		0-0-0		0-0-0		0-0-0								
0-1-0		0-1-0		0-0-0		NEUTRAL		0-0-0		0-0-0		0-0-0								
3-4-1		0-3-0		1-0-1		CONFERENCE		1-1-0		1-0-0		0-0-0								
2-2-0		0-1-0		1-0-0		HOME		0-1-0		1-0-0		0-0-0								
1-2-1		0-2-0		0-0-1		AWAY		1-0-0		0-0-0		0-0-0								
0-0-0		0-0-0		0-0-0		NEUTRAL		0-0-0		0-0-0		0-0-0								
RPI	S	Opponent		Score		RPI	S	Opponent		Score		RPI	S	Opponent		Score				
3	H	UCLA		0	1	30	A	Boston College		0	0	58	H	Clemson		0	2			
4	A	Maryland		0	1	31	H	Drexel		2	0	79	H	High Point		2	1			
5	N	Georgetown		1	2	35	H	Xavier		1	1	80	A	North Carolina St.		2	1			
8	A	North Carolina		0	1	38	H	California		2	1									
16	H	Wake Forest		1	4	42	H	Duke		1	0									
21	A	VCU		1	0															
LAST 10 GAMES																				
		80 A North Carolina St.		2	1			79 H High Point		2	1									
		30 A Boston College		0	0			4 A Maryland		0	1									
		118 H Virginia Tech		3	2			58 H Clemson		0	2									
		168 H Wright St.		3	2			21 A VCU		1	0									
		16 H Wake Forest		1	4			8 A North Carolina		0	1									

Non-Div. I Games:

Virginia

Wake Forest

Through Games Of November 4, 2012

Average RPI Win:		81	WON-LOST RECORD		WINNING PCT. RANK	LAST 10 GAMES	STRENGTH OF SCHEDULE		OPP. STRENGTH OF SCHEDULE	TEAM RPI	ADJ RPI	CONF. RPI	ADJ CONF. RPI				
DIV. I ONLY			11-3-4		.72222	23	7-2-1		24	15	16	.60885	16	1	1		
DIV. I NON-CONF.			7-2-1		.75	31	3-1-1		58	31	31	.57291	34	2	2		
TOTALS		RPI 1-25		RPI 26-50		W-L RECORDS		RPI 51-100		RPI 101-150		RPI 150+					
11-3-4		2-2-1		1-1-1		OVERALL		4-0-1		3-0-1		1-0-0					
8-1-1		1-0-0		1-1-1		HOME		4-0-0		1-0-0		1-0-0					
3-2-3		1-2-1		0-0-0		AWAY		0-0-1		2-0-1		0-0-0					
0-0-0		0-0-0		0-0-0		NEUTRAL		0-0-0		0-0-0		0-0-0					
7-2-1		0-2-0		1-0-0		NON-CONFERENCE		3-0-0		2-0-1		1-0-0					
6-0-0		0-0-0		1-0-0		HOME		3-0-0		1-0-0		1-0-0					
1-2-1		0-2-0		0-0-		AWAY		0-0-0		1-0-1		0-0-0					
0-0-0		0-0-0		0-0-0		NEUTRAL		0-0-0		0-0-0		0-0-0					
4-1-3		2-0-1		0-1-1		CONFERENCE		1-0-1		1-0-0		0-0-0					
2-1-1		1-0-0		0-1-1		HOME		1-0-0		0-0-0		0-0-0					
2-0-2		1-0-1		0-0-0		AWAY		0-0-1		1-0-0		0-0-0					
0-0-0		0-0-0		0-0-0		NEUTRAL		0-0-0		0-0-0		0-0-0					
RPI	S	Opponent		Score		RPI	S	Opponent		Score		RPI	S	Opponent		Score	
4	H	Maryland		4	2	30	H	Boston College		0	1	58	A	Clemson		1	1
8	A	North Carolina		0	0	42	H	Duke		0	0	62	H	South Carolina		3	1
11	A	Louisville		2	3	45	H	West Virginia		1	0	68	H	Wofford		1	0
15	A	Virginia		4	1							74	H	Boston U.		3	1
20	A	Elon		0	1							80	H	North Carolina St.		3	1
				</													

Non-Div. I Games:

Wake Forest

Average RPI Win:	81	WON-LOST RECORD	WINNING PCT. RANK	LAST 10 GAMES	STRENGTH OF SCHEDULE	OPP. STRENGTH OF SCHEDULE	TEAM RPI	ADJ RPI	CONF. RPI	ADJ CONF. RPI		
DIV. I ONLY		11-4-3	.69444	26	7-1-2	16	26	17	.6071	17	3	3
DIV. I NON-CONF.		5-3-1	.61111	66	1-0-0	34	57	24	.58316	22	4	3
<hr/>												
TOTALS	RPI 1-25	RPI 26-50		W-L RECORDS		RPI 51-100		RPI 101-150		RPI 150+		
11-4-3	1-2-0	2-2-1		OVERALL		6-0-2		0-0-0		2-0-0		
7-2-0	0-1-0	2-1-0		HOME		3-0-0		0-0-0		2-0-0		
2-2-2	1-1-0	0-1-1		AWAY		1-0-1		0-0-0		0-0-0		
2-0-1	0-0-0	0-0-0		NEUTRAL		2-0-1		0-0-0		0-0-0		
5-3-1	0-1-0	1-2-0		NON-CONFERENCE		2-0-1		0-0-0		2-0-0		
3-1-0	0-0-0	1-1-0		HOME		0-0-0		0-0-0		2-0-0		
0-2-0	0-1-0	0-0-		AWAY		0-0-0		0-0-0		0-0-0		
2-0-1	0-0-0	0-0-0		NEUTRAL		2-0-1		0-0-0		0-0-0		
6-1-2	1-1-0	1-0-1		CONFERENCE		4-0-1		0-0-0		0-0-0		
4-1-0	0-1-0	1-0-0		HOME		3-0-0		0-0-0		0-0-0		
2-0-2	1-0-0	0-0-1		AWAY		1-0-1		0-0-0		0-0-0		
0-0-0	0-0-0	0-0-0		NEUTRAL		0-0-0		0-0-0		0-0-0		
RPI S	Opponent	Score	RPI S	Opponent	Score	RPI S	Opponent	Score	RPI S	Opponent	Score	
3 A	UCLA	2 1	27 H	Brown	3 4	56 N	Memphis	1 0	174 H	Gonzaga	2 1	
3 H	UCLA	0 1	29 A	UAB	0 2	57 N	CSU Bakersfield	0 0	180 H	Seattle	2 0	
6 A	Connecticut	0 1	38 A	California	1 1	65 A	Stanford	2 1				
			38 H	California	1 0	65 H	Stanford	2 0				
			49 H	Cal Poly	2 0	82 N	Wisconsin	3 2				
						89 A	San Diego St.	1 1				
						89 H	San Diego St.	2 0				
						93 H	Oregon St.	1 0				
<hr/>												
			LAST 10 GAMES									
			3 H	UCLA	0 1	38 H	California	1 0				
			89 H	San Diego St.	2 0	3 A	UCLA	2 1				
			65 A	Stanford	2 1	89 A	San Diego St.	1 1				
			38 A	California	1 1	93 H	Oregon St.	1 0				
			65 H	Stanford	2 0	180 H	Seattle	2 0				

Non-Div. I Games:

Washington

Average RPI Win:	85	WON-LOST RECORD	WINNING PCT. RANK	LAST 10 GAMES		STRENGTH OF SCHEDULE	OPP. STRENGTH OF SCHEDULE	TEAM RPI	ADJ RPI	CONF. RPI	ADJ CONF. RPI	
DIV. I ONLY		11-5-1	.67647	33	7-2-1	17	28	18	.59886	18	5	5
DIV. I NON-CONF.		6-3-0	.66667	53	2-0-0	16	49	14	.59728	15	5	5

TOTALS	RPI 1-25		RPI 26-50		W-L RECORDS		RPI 51-100		RPI 101-150		RPI 150+	
11-5-1	2-3-0		1-2-0		OVERALL		4-0-1		2-0-0		2-0-0	
7-2-0	2-1-0		0-1-0		HOME		3-0-0		0-0-0		2-0-0	
3-2-1	0-2-0		1-0-0		AWAY		0-0-1		2-0-0		0-0-0	
1-1-0	0-0-0		0-1-0		NEUTRAL		1-0-0		0-0-0		0-0-0	
6-3-0	2-2-0		0-1-0		NON-CONFERENCE		1-0-0		1-0-0		2-0-0	
4-1-0	2-1-0		0-0-0		HOME		0-0-0		0-0-0		2-0-0	
1-1-0	0-1-0		0-0-		AWAY		0-0-0		1-0-0		0-0-0	
1-1-0	0-0-0		0-1-0		NEUTRAL		1-0-0		0-0-0		0-0-0	
5-2-1	0-1-0		1-1-0		CONFERENCE		3-0-1		1-0-0		0-0-0	
3-1-0	0-0-0		0-1-0		HOME		3-0-0		0-0-0		0-0-0	
2-1-1	0-1-0		1-0-0		AWAY		0-0-1		1-0-0		0-0-0	
0-0-0	0-0-0		0-0-0		NEUTRAL		0-0-0		0-0-0		0-0-0	
RPI S	Opponent	Score	RPI S	Opponent	Score	RPI S	Opponent	Score	RPI S	Opponent	Score	
3 A	UCLA	0 1	26 H	Kentucky	0 2	56 A	Memphis	2 2	120 A	Loyola Marymount	3 0	
12 H	New Mexico	2 1	29 A	UAB	2 1	62 H	South Carolina	4 0	122 A	FIU	2 1	
14 H	Creighton	2 0	40 N	UC Davis	1 2	67 H	Marshall	2 0	162 H	UMKC	4 0	
22 A	SMU	0 1				71 H	UCF	3 1	181 H	Neb. Omaha	5 2	
25 H	South Fla.	1 2				96 N	Oakland	7 5				

LAST 10 GAMES												
122 A FIU 2 1						181 H Neb. Omaha 5 2						
26 H Kentucky 0 2						22 A SMU 0 1						
71 H UCF 3 1						67 H Marshall 2 0						
29 A UAB 2 1						14 H Creighton 2 0						
56 A Memphis 2 2						62 H South Carolina 4 0						

Non-Div. I Games:

Tulsa

Average RPI Win:	78	WON-LOST RECORD	WINNING PCT. RANK	LAST 10 GAMES	STRENGTH OF SCHEDULE	OPP. STRENGTH OF SCHEDULE	TEAM RPI	ADJ RPI	CONF. RPI	ADJ CONF. RPI		
DIV. I ONLY		10-4-4	.66667	38	5-4-1	32	8	23	.59553	19	2	2
DIV. I NON-CONF.		6-0-3	.83333	17	1-0-0	94	9	49	.55577	44	3	4
<hr/>												
TOTALS	RPI 1-25	RPI 26-50		W-L RECORDS		RPI 51-100		RPI 101-150		RPI 150+		
10-4-4	0-4-1	3-0-1		OVERALL		5-0-2		1-0-0		1-0-0		
6-1-2	0-1-0	1-0-1		HOME		4-0-1		0-0-0		1-0-0		
3-3-1	0-3-1	1-0-0		AWAY		1-0-0		1-0-0		0-0-0		
1-0-1	0-0-0	1-0-0		NEUTRAL		0-0-1		0-0-0		0-0-0		
6-0-3	0-0-1	1-0-0		NON-CONFERENCE		4-0-2		0-0-0		1-0-0		
4-0-1	0-0-0	0-0-0		HOME		3-0-1		0-0-0		1-0-0		
1-0-1	0-0-1	0-0-		AWAY		1-0-0		0-0-0		0-0-0		
1-0-1	0-0-0	1-0-0		NEUTRAL		0-0-1		0-0-0		0-0-0		
4-4-1	0-4-0	2-0-1		CONFERENCE		1-0-0		1-0-0		0-0-0		
2-1-1	0-1-0	1-0-1		HOME		1-0-0		0-0-0		0-0-0		
2-3-0	0-3-0	1-0-0		AWAY		0-0-0		1-0-0		0-0-0		
0-0-0	0-0-0	0-0-0		NEUTRAL		0-0-0		0-0-0		0-0-0		
RPI S	Opponent	Score		RPI S	Opponent	Score		RPI S	Opponent	Score		
2 A	Akron	0	0	26 N	Kentucky	2	1	62 A	South Carolina	2	0	
5 A	Georgetown	1	2	33 A	Rutgers	2	1	74 H	Boston U.	3	0	
6 A	Connecticut	0	3	37 H	Syracuse	1	0	75 H	Princeton	3	0	
11 A	Louisville	0	1	43 H	Villanova	0	0	86 H	Cincinnati	3	0	
25 H	South Fla.	1	2					88 N	Butler	1	1	
								95 H	Colgate	1	1	
								98 H	William & Mary	2	1	
<hr/>												
LAST 10 GAMES												
5 A	Georgetown	1	2	86 H	Cincinnati	3	0	123 A	DePaul	2	0	
37 H	Syracuse	1	0	43 H	Villanova	0	0	170 H	Columbia	3	1	
25 H	South Fla.	1	2	123 A	DePaul	2	0	6 A	Connecticut	0	3	
33 A	Rutgers	2	1	170 H	Columbia	3	1					
11 A	Louisville	0	1	6 A	Connecticut	0	3					

Non-Div. I Games:

St. John's (NY)

Average RPI Win: 102		WON-LOST RECORD	WINNING PCT. RANK		LAST 10 GAMES	STRENGTH OF SCHEDULE	OPP. STRENGTH OF SCHEDULE	TEAM RPI	ADJ RPI	CONF. RPI	ADJ CONF. RPI						
Average RPI Loss: 61																	
DIV. I ONLY		13-4-2	.73684	21	7-2-1	28	98	20	.59396	20	9	9					
DIV. I NON-CONF.		7-2-2	.72727	37	2-0-1	6	91	7	.62703	10	9	9					
<hr/>																	
TOTALS		RPI 1-25		RPI 26-50		W-L RECORDS		RPI 51-100		RPI 101-150		RPI 150+					
13-4-2		2-0-0		2-1-1		OVERALL		2-3-0		4-0-1		3-0-0					
5-3-2		2-0-0		1-0-1		HOME		1-3-0		1-0-1		0-0-0					
7-1-0		0-0-0		1-1-0		AWAY		1-0-0		3-0-0		2-0-0					
1-0-0		0-0-0		0-0-0		NEUTRAL		0-0-0		0-0-0		1-0-0					
7-2-2		2-0-0		2-1-1		NON-CONFERENCE		1-1-0		0-0-1		2-0-0					
3-1-2		2-0-0		1-0-1		HOME		0-1-0		0-0-1		0-0-0					
3-1-0		0-0-0		1-0-		AWAY		1-0-0		0-0-0		1-0-0					
1-0-0		0-0-0		0-0-0		NEUTRAL		0-0-0		0-0-0		1-0-0					
6-2-0		0-0-0		0-0-0		CONFERENCE		1-2-0		4-0-0		1-0-0					
2-2-0		0-0-0		0-0-0		HOME		1-2-0		1-0-0		0-0-0					
4-0-0		0-0-0		0-0-0		AWAY		0-0-0		3-0-0		1-0-0					
0-0-0		0-0-0		0-0-0		NEUTRAL		0-0-0		0-0-0		0-0-0					
RPI	S	Opponent		Score		RPI	S	Opponent		Score		RPI	S	Opponent		Score	
13	H	Charlotte		2	0	36	A	Coastal Caro.		1	2	61	H	Col. of Charleston		2	3
16	H	Wake Forest		1	0	42	H	Duke		0	0	66	H	Furman		1	0
						45	A	West Virginia		3	2	68	H	Wofford		3	4
						47	H	Campbell		3	1	79	H	High Point		2	4
												98	A	William & Mary		2	1

Non-Div. I Games:

Elon

Average RPI Win: 84		WON-LOST	WINNING	LAST 10	STRENGTH OF		OPP. STRENGTH	TEAM	ADJ	CONF.	ADJ CONF.
Average RPI Loss: 12		RECORD	PCT. RANK	GAMES	SCHEDULE		OF SCHEDULE	RPI	RPI	RPI	RPI
DIV. I ONLY		10-2-5	.73529	22	6-1-3		21	49	19	.58991	21
DIV. I NON-CONF.		4-1-3	.6875	45	0-0-1		44	30	25	.58086	27
TOTALS		RPI 1-25	RPI 26-50		W-L RECORDS		RPI 51-100		RPI 101-150		RPI 150+
10-2-5	1-2-0	1-0-1		OVERALL		6-0-1		1-0-3		1-0-0	
5-1-2	1-1-0	1-0-1		HOME		2-0-0		0-0-1		1-0-0	
3-1-3	0-1-0	0-0-0		AWAY		3-0-1		0-0-2		0-0-0	
2-0-0	0-0-0	0-0-0		NEUTRAL		1-0-0		1-0-0		0-0-0	
4-1-3	0-1-0	0-0-1		NON-CONFERENCE		3-0-1		1-0-1		0-0-0	
1-1-2	0-1-0	0-0-1		HOME		1-0-0		0-0-1		0-0-0	
1-0-1	0-0-0	0-0-		AWAY		1-0-1		0-0-0		0-0-0	
2-0-0	0-0-0	0-0-0		NEUTRAL		1-0-0		1-0-0		0-0-0	
6-1-2	1-1-0	1-0-0		CONFERENCE		3-0-0		0-0-2		1-0-0	
4-0-0	1-0-0	1-0-0		HOME		1-0-0		0-0-0		1-0-0	
2-1-2	0-1-0	0-0-0		AWAY		2-0-0		0-0-2		0-0-0	
0-0-0	0-0-0	0-0-0		NEUTRAL		0-0-0		0-0-0		0-0-0	
RPI S	Opponent	Score		RPI S	Opponent	Score		RPI S	Opponent	Score	
9 A	Saint Louis	2	3	34 H	Northeastern	1	1	53 A	UMBC	1	1
13 H	Charlotte	4	1	35 H	Xavier	4	1	64 H	Dayton	3	2
15 H	Virginia	0	1					69 A	FGCU	2	1
								85 A	La Salle	2	1
								88 A	Butler	1	0
								92 N	Seton Hall	5	1
								98 H	William & Mary	2	0
				LAST 10 GAMES							
				133 A	Richmond	3	3	88 A	Butler	1	0
				64 H	Dayton	3	2	9 A	Saint Louis	2	3
				35 H	Xavier	4	1	189 H	George Washington	3	0
				85 A	La Salle	2	1	13 H	Charlotte	4	1
				115 A	Fordham	1	1	34 H	Northeastern	1	1

Non-Div. I Games:

VCU

Average RPI Win: 66		WON-LOST RECORD		WINNING PCT. RANK		LAST 10 GAMES		STRENGTH OF SCHEDULE		OPP. STRENGTH OF SCHEDULE		TEAM RPI		ADJ RPI		CONF. RPI		ADJ CONF. RPI	
DIV. I ONLY		10-4-3		.67647 33		6-2-2		23		27		22		.58775 22		5		5	
DIV. I NON-CONF.		4-2-3		.61111 66		0-0-2		28		43		19		.58152 25		5		5	
TOTALS		RPI 1-25		RPI 26-50		W-L RECORDS		RPI 51-100		RPI 101-150		RPI 150+							
10-4-3		1-2-0		3-0-1		OVERALL		4-2-1		2-0-1		0-0-0							
6-0-3		1-0-0		2-0-1		HOME		3-0-1		0-0-1		0-0-0							
4-2-0		0-0-0		1-0-0		AWAY		1-2-0		2-0-0		0-0-0							
0-2-0		0-2-0		0-0-0		NEUTRAL		0-0-0		0-0-0		0-0-0							
4-2-3		0-2-0		1-0-1		NON-CONFERENCE		2-0-1		1-0-1		0-0-0							
2-0-3		0-0-0		1-0-1		HOME		1-0-1		0-0-1		0-0-0							
2-0-0		0-0-0		0-0-		AWAY		1-0-0		1-0-0		0-0-0							
0-2-0		0-2-0		0-0-0		NEUTRAL		0-0-0		0-0-0		0-0-0							
6-2-0		1-0-0		2-0-0		CONFERENCE		2-2-0		1-0-0		0-0-0							
4-0-0		1-0-0		1-0-0		HOME		2-0-0		0-0-0		0-0-0							
2-2-0		0-0-0		1-0-0		AWAY		0-2-0		1-0-0		0-0-0							
0-0-0		0-0-0		0-0-0		NEUTRAL		0-0-0		0-0-0		0-0-0							
RPI S	Opponent	Score		RPI S	Opponent	Score		RPI S	Opponent	Score		RPI S	Opponent	Score					
12 N	New Mexico	1	3	26 H	Kentucky	2	0	56 A	Memphis	1	2	122 A	FIU	3	2				
18 H	Tulsa	1	0	29 A	UAB	1	0	57 H	CSU Bakersfield	1	1	127 A	Harvard	3	2				
25 N	South Fla.	0	1	40 H	UC Davis	1	0	62 H	South Carolina	2	1	146 H	Missouri St.	1	1				
				47 H	Campbell	1	1	67 H	Marshall	1	0								
								70 A	Dartmouth	2	1								
								71 A	UCF	0	1								
								96 H	Oakland	1	0								
				LAST 10 GAMES															
				56 A	Memphis	1	2	26 H	Kentucky	2	0								
				67 H	Marshall	1	0	18 H	Tulsa	1	0								
				146 H	Missouri St.	1	1	29 A	UAB	1	0								
				122 A	FIU	3	2	62 H	South Carolina	2	1								
				71 A	UCF	0	1	57 H	CSU Bakersfield	1	1								

Non-Div. I Games:

SMU

Average RPI Win: 120		WON-LOST RECORD	WINNING PCT. RANK		LAST 10 GAMES	STRENGTH OF SCHEDULE	OPP. STRENGTH OF SCHEDULE	TEAM RPI	ADJ RPI		CONF. RPI	ADJ CONF. RPI			
Average RPI Loss: 27															
DIV. I ONLY		14-1-0	.93333	1	9-1-0	164	48	21	.58508	23	10	12			
DIV. I NON-CONF.		9-0-0	1	1	4-0-0	169	67	30	.57609	31	10	10			
<hr/>															
TOTALS		RPI 1-25		RPI 26-50		W-L RECORDS		RPI 51-100		RPI 101-150		RPI 150+			
14-1-0		0-0-0		0-1-0		OVERALL		5-0-0		5-0-0		4-0-0			
8-0-0		0-0-0		0-0-0		HOME		3-0-0		1-0-0		4-0-0			
6-1-0		0-0-0		0-1-0		AWAY		2-0-0		4-0-0		0-0-0			
0-0-0		0-0-0		0-0-0		NEUTRAL		0-0-0		0-0-0		0-0-0			
9-0-0		0-0-0		0-0-0		NON-CONFERENCE		3-0-0		3-0-0		3-0-0			
4-0-0		0-0-0		0-0-0		HOME		1-0-0		0-0-0		3-0-0			
5-0-0		0-0-0		0-0-		AWAY		2-0-0		3-0-0		0-0-0			
0-0-0		0-0-0		0-0-0		NEUTRAL		0-0-0		0-0-0		0-0-0			
5-1-0		0-0-0		0-1-0		CONFERENCE		2-0-0		2-0-0		1-0-0			
4-0-0		0-0-0		0-0-0		HOME		2-0-0		1-0-0		1-0-0			
1-1-0		0-0-0		0-1-0		AWAY		0-0-0		1-0-0		0-0-0			
0-0-0		0-0-0		0-0-0		NEUTRAL		0-0-0		0-0-0		0-0-0			
RPI	S	Opponent	Score	RPI	S	Opponent	Score	RPI	S	Opponent	Score				
				27	A	Brown	0 2	68	H	Wofford	2 1	120	A	Loyola Marymount	2 0
								70	H	Dartmouth	2 1	127	A	Harvard	3 1
								75	H	Princeton	1 0	128	A	Binghamton	5 0
								87	A	Cal St. Fullerton	2 1	130	A	Lafayette	1 0
								95	A	Colgate	3 1	142	H	Yale	3 0
												155	H	Buffalo	4 0
												157	H	Hartwick	4 1
												159	H	Saint Joseph's	3 2
												166	H	Penn	3 2
<hr/>															
LAST 10 GAMES															
				70	H	Dartmouth	2 1	127	A	Harvard	3 1				
				75	H	Princeton	1 0	166	H	Penn	3 2				
				27	A	Brown	0 2	157	H	Hartwick	4 1				
				142	H	Yale	3 0	159	H	Saint Joseph's	3 2				
				95	A	Colgate	3 1	128	A	Binghamton	5 0				

Non-Div. I Games:

Cornell

Average RPI Win:	95	WON-LOST RECORD	WINNING PCT. RANK	LAST 10 GAMES	STRENGTH OF SCHEDULE	OPP. STRENGTH OF SCHEDULE	TEAM RPI	ADJ RPI	CONF. RPI	ADJ CONF. RPI		
Average RPI Loss:	63											
DIV. I ONLY		11-3-2	.75	20	5-3-2	61	56	24	.58309	24	7	7
DIV. I NON-CONF.		6-0-0	1	1	0-0-0	60	46	22	.59077	19	11	11
<hr/>												
TOTALS	RPI 1-25	RPI 26-50		W-L RECORDS		RPI 51-100		RPI 101-150		RPI 150+		
11-3-2	1-0-0	1-1-1		OVERALL		3-2-0		6-0-0		0-0-1		
6-1-1	0-0-0	1-0-1		HOME		2-1-0		3-0-0		0-0-0		
4-2-1	1-0-0	0-1-0		AWAY		1-1-0		2-0-0		0-0-1		
1-0-0	0-0-0	0-0-0		NEUTRAL		0-0-0		1-0-0		0-0-0		
<hr/>												
6-0-0	1-0-0	0-0-0		NON-CONFERENCE		2-0-0		3-0-0		0-0-0		
3-0-0	0-0-0	0-0-0		HOME		1-0-0		2-0-0		0-0-0		
2-0-0	1-0-0	0-0-		AWAY		1-0-0		0-0-0		0-0-0		
1-0-0	0-0-0	0-0-0		NEUTRAL		0-0-0		1-0-0		0-0-0		
<hr/>												
5-3-2	0-0-0	1-1-1		CONFERENCE		1-2-0		3-0-0		0-0-1		
3-1-1	0-0-0	1-0-1		HOME		1-1-0		1-0-0		0-0-0		
2-2-1	0-0-0	0-1-0		AWAY		0-1-0		2-0-0		0-0-1		
0-0-0	0-0-0	0-0-0		NEUTRAL		0-0-0		0-0-0		0-0-0		
<hr/>												
RPI S	Opponent	Score		RPI S	Opponent	Score		RPI S	Opponent	Score		
14 A	Creighton	2	1	31 A	Drexel	1	4	59 A	Hofstra	0	1	
				34 H	Northeastern	1	0	71 A	UCF	2	0	
				48 H	James Madison	0	0	78 H	George Mason	3	2	
								92 H	Seton Hall	6	0	
								98 H	William & Mary	1	2	

Non-Div. I Games:

Old Dominion

Average RPI Win:		61	WON-LOST RECORD		WINNING PCT. RANK		LAST 10 GAMES		STRENGTH OF SCHEDULE		OPP. STRENGTH OF SCHEDULE		TEAM RPI		ADJ RPI		CONF. RPI		ADJ CONF. RPI	
DIV. I ONLY				8-5-4		.58824 68		4-3-3		35		5		36		.57944 25		2 2		
DIV. I NON-CONF.				6-2-1		.72222 38		2-0-0		24		7		34		.5843 21		3 4		
TOTALS		RPI 1-25		RPI 26-50		W-L RECORDS		RPI 51-100		RPI 101-150		RPI 150+								
8-5-4		3-2-0		1-1-2		OVERALL		2-1-2		2-1-0		0-0-0								
5-3-1		0-1-0		1-1-1		HOME		2-1-0		2-0-0		0-0-0								
2-2-2		2-1-0		0-0-1		AWAY		0-0-1		0-1-0		0-0-0								
1-0-1		1-0-0		0-0-0		NEUTRAL		0-0-1		0-0-0		0-0-0								
6-2-1		2-1-0		1-0-0		NON-CONFERENCE		1-1-1		2-0-0		0-0-0								
4-1-0		0-0-0		1-0-0		HOME		1-1-0		2-0-0		0-0-0								
1-1-0		1-1-0		0-0-		AWAY		0-0-0		0-0-0		0-0-0								
1-0-1		1-0-0		0-0-0		NEUTRAL		0-0-1		0-0-0		0-0-0								
2-3-3		1-1-0		0-1-2		CONFERENCE		1-0-1		0-1-0		0-0-0								
1-2-1		0-1-0		0-1-1		HOME		1-0-0		0-0-0		0-0-0								
1-1-2		1-0-0		0-0-1		AWAY		0-0-1		0-1-0		0-0-0								
0-0-0		0-0-0		0-0-0		NEUTRAL		0-0-0		0-0-0		0-0-0								
RPI	S	Opponent		Score		RPI	S	Opponent		Score		RPI	S	Opponent		Score				
2	A	Akron		0	5	28	H	Michigan		2	1	62	H	South Carolina		0	1			
11	H	Louisville		1	2	33	H	Rutgers		2	2	69	H	FGCU		3	0			
18	A	Tulsa		2	1	37	H	Syracuse		0	1	77	H	Providence		1	0			
19	A	St. John's (NY)		2	1	43	A	Villanova		1	1	86	A	Cincinnati		0	0			
22	N	SMU		1	0							88	N	Butler		2	2			
LAST 10 GAMES																				
123	A	DePaul		2	3	33	H	Rutgers		2	2									
19	A	St. John's (NY)		2	1	86	A	Cincinnati		0	0									
11	H	Louisville		1	2	43	A	Villanova		1	1									
37	H	Syracuse		0	1	69	H	FGCU		3	0									
132	H	Mercer		1	0	77	H	Providence		1	0									

Non-Div. I Games:

South Fla.

Average RPI Win: 87		WON-LOST RECORD		WINNING PCT. RANK		LAST 10 GAMES		STRENGTH OF SCHEDULE		OPP. STRENGTH OF SCHEDULE		TEAM RPI		ADJ RPI		CONF. RPI		ADJ CONF. RPI					
DIV. I ONLY		9-8-1		.52778		91		5-4-1		12		32		38		.57897		26		5		5	
DIV. I NON-CONF.		5-5-0		.5		88		1-1-0		18		53		40		.5655		40		5		5	
TOTALS		RPI 1-25		RPI 26-50		W-L RECORDS		RPI 51-100		RPI 101-150		RPI 150+											
9-8-1		2-4-0		1-1-0		OVERALL		2-3-1		2-0-0		2-0-0											
3-4-1		0-2-0		0-0-0		HOME		0-2-1		2-0-0		1-0-0											
6-2-0		2-1-0		1-0-0		AWAY		2-1-0		0-0-0		1-0-0											
0-2-0		0-1-0		0-1-0		NEUTRAL		0-0-0		0-0-0		0-0-0											
5-5-0		1-3-0		0-1-0		NON-CONFERENCE		1-1-0		1-0-0		2-0-0											
2-2-0		0-2-0		0-0-0		HOME		0-0-0		1-0-0		1-0-0											
3-1-0		1-0-0		0-0-		AWAY		1-1-0		0-0-0		1-0-0											
0-2-0		0-1-0		0-1-0		NEUTRAL		0-0-0		0-0-0		0-0-0											
4-3-1		1-1-0		1-0-0		CONFERENCE		1-2-1		1-0-0		0-0-0											
1-2-1		0-0-0		0-0-0		HOME		0-2-1		1-0-0		0-0-0											
3-1-0		1-1-0		1-0-0		AWAY		1-0-0		0-0-0		0-0-0											
0-0-0		0-0-0		0-0-0		NEUTRAL		0-0-0		0-0-0		0-0-0											
RPI	S	Opponent		Score		RPI	S	Opponent		Score		RPI	S	Opponent		Score							
10	H	Indiana		1	4	29	A	UAB		2	1	56	H	Memphis		2	2						
11	A	Louisville		1	0	41	N	Northwestern		1	2	62	H	South Carolina		0	1						
13	H	Charlotte		0	1							64	A	Dayton		3	4						
18	A	Tulsa		2	0							67	A	Marshall		1	0						
19	N	St. John's (NY)		1	2							71	H	UCF		0	1						
22	A	SMU		0	2							76	A	Evansville		2	0						
						LAST 10 GAMES																	
						62 H South Carolina						0	1	29 A UAB						2	1		
						71 H UCF						0	1	22 A SMU						0	2		
						18 A Tulsa						2	0	10 H Indiana						1	4		
						122 H FIU						5	1	56 H Memphis						2	2		
						67 A Marshall						1	0	196 A IPFW						5	1		

Non-Div. I Games:

Kentucky

Average RPI Win:		97	WON-LOST RECORD		WINNING PCT. RANK	LAST 10 GAMES	STRENGTH OF SCHEDULE		OPP. STRENGTH OF SCHEDULE	TEAM RPI	ADJ RPI	CONF. RPI	ADJ CONF. RPI						
Average RPI Loss:		115																	
DIV. I ONLY			12-1-3		.84375	9	7-0-3		131	34	25	.5775	27	10	12				
DIV. I NON-CONF.			8-1-1		.85	15	3-0-1		114	14	28	.58806	20	10	10				
TOTALS		RPI 1-25		RPI 26-50		W-L RECORDS		RPI 51-100		RPI 101-150		RPI 150+							
12-1-3		2-0-0		1-0-0		OVERALL		4-0-1		2-1-2		3-0-0							
5-1-2		1-0-0		0-0-0		HOME		1-0-0		1-1-2		2-0-0							
5-0-1		1-0-0		1-0-0		AWAY		1-0-1		1-0-0		1-0-0							
2-0-0		0-0-0		0-0-0		NEUTRAL		2-0-0		0-0-0		0-0-0							
8-1-1		1-0-0		1-0-0		NON-CONFERENCE		4-0-0		1-1-1		1-0-0							
2-1-1		0-0-0		0-0-0		HOME		1-0-0		0-1-1		1-0-0							
4-0-0		1-0-0		1-0-		AWAY		1-0-0		1-0-0		0-0-0							
2-0-0		0-0-0		0-0-0		NEUTRAL		2-0-0		0-0-0		0-0-0							
4-0-2		1-0-0		0-0-0		CONFERENCE		0-0-1		1-0-1		2-0-0							
3-0-1		1-0-0		0-0-0		HOME		0-0-0		1-0-1		1-0-0							
1-0-1		0-0-0		0-0-0		AWAY		0-0-1		0-0-0		1-0-0							
0-0-0		0-0-0		0-0-0		NEUTRAL		0-0-0		0-0-0		0-0-0							
RPI	S	Opponent		Score		RPI	S	Opponent		Score		RPI	S	Opponent		Score			
17	A	Washington		4	3	30	A	Boston College		1	0	74	A	Boston U.		1	0		
23	H	Cornell		2	0							75	A	Princeton		1	1		
												77	N	Providence		1	0		
												90	H	Cleveland St.		2	0		
												100	N	Portland		3	0		
														107		H	Fairfield	0	0
														115		H	Fordham	0	1
														127		H	Harvard	2	1
														131		A	Lehigh	1	0
														142		H	Yale	1	1
														160		H	Rhode Island	1	0
														166		A	Penn	1	0
														170		H	Columbia	2	1
LAST 10 GAMES																			
						142	H	Yale		1	1	75	A	Princeton		1	1		
						166	A	Penn		1	0	107	H	Fairfield		0	0		
						23	H	Cornell		2	0	170	H	Columbia		2	1		
						30	A	Boston College		1	0	100	N	Portland		3	0		
						127	H	Harvard		2	1	17	A	Washington		4	3		

Non-Div. I Games:

Brown

Average RPI Win:	83	WON-LOST	WINNING	LAST 10	STRENGTH OF	OPP. STRENGTH	TEAM	ADJ	CONF.	ADJ CONF.				
Average RPI Loss:	44	RECORD	PCT. RANK	GAMES	SCHEDULE	OF SCHEDULE	RPI	RPI	RPI	RPI				
DIV. I ONLY	8-8-1	.5	94	6-3-1	3	39	27	.5768	28	4	4			
DIV. I NON-CONF.	5-6-0	.45455	104	3-2-0	2	69	23	.58134	26	1	1			
<hr/>														
TOTALS	RPI 1-25	RPI 26-50		W-L RECORDS		RPI 51-100		RPI 101-150		RPI 150+				
8-8-1	1-4-0	1-1-1		OVERALL		4-2-0		1-1-0		1-0-0				
7-3-1	0-1-0	1-0-1		HOME		4-1-0		1-1-0		1-0-0				
1-5-0	1-3-0	0-1-0		AWAY		0-1-0		0-0-0		0-0-0				
0-0-0	0-0-0	0-0-0		NEUTRAL		0-0-0		0-0-0		0-0-0				
5-6-0	0-4-0	1-0-0		NON-CONFERENCE		2-1-0		1-1-0		1-0-0				
5-3-0	0-1-0	1-0-0		HOME		2-1-0		1-1-0		1-0-0				
0-3-0	0-3-0	0-0-		AWAY		0-0-0		0-0-0		0-0-0				
0-0-0	0-0-0	0-0-0		NEUTRAL		0-0-0		0-0-0		0-0-0				
3-2-1	1-0-0	0-1-1		CONFERENCE		2-1-0		0-0-0		0-0-0				
2-0-1	0-0-0	0-0-1		HOME		2-0-0		0-0-0		0-0-0				
1-2-0	1-0-0	0-1-0		AWAY		0-1-0		0-0-0		0-0-0				
0-0-0	0-0-0	0-0-0		NEUTRAL		0-0-0		0-0-0		0-0-0				
RPI	S	Opponent	Score		RPI	S	Opponent	Score		RPI	S	Opponent	Score	
1	H	Notre Dame	0	1	34	H	Northeastern	4	1	60	H	Michigan St.	1	0
2	A	Akron	0	1	41	A	Northwestern	0	2	63	H	Vermont	3	0
7	A	Marquette	1	2	46	H	Penn St.	1	1	81	H	Ohio St.	3	2
10	A	Indiana	2	1						82	A	Wisconsin	1	2
25	A	South Fla.	1	2						90	H	Cleveland St.	0	3
										96	H	Oakland	1	0
					LAST 10 GAMES									
					60	H	Michigan St.	1	0	2	A	Akron	0	1
					139	H	Detroit	2	1	82	A	Wisconsin	1	2
					178	H	Valparaiso	1	0	96	H	Oakland	1	0
					103	H	Bowling Green	0	2	46	H	Penn St.	1	1
					10	A	Indiana	2	1	81	H	Ohio St.	3	2

Non-Div. I Games:

Michigan

U
A
B

UAB

Average RPI Win:		82	WON-LOST RECORD		WINNING PCT. RANK		LAST 10 GAMES		STRENGTH OF SCHEDULE		OPP. STRENGTH OF SCHEDULE		TEAM RPI		ADJ RPI		CONF. RPI		ADJ CONF. RPI		
DIV. I ONLY			8-5-4		.58824 68		5-2-3		18		18		30		.57347 30		1		1		
DIV. I NON-CONF.			5-3-1		.61111 66		2-1-1		55		48		54		.53782 53		2		2		
TOTALS		RPI 1-25		RPI 26-50		W-L RECORDS		RPI 51-100		RPI 101-150		RPI 150+									
8-5-4		1-3-1		1-1-0		OVERALL		4-1-1		1-0-2		1-0-0									
4-3-2		0-1-1		0-1-0		HOME		3-1-1		0-0-0		1-0-0									
4-2-2		1-2-0		1-0-0		AWAY		1-0-0		1-0-2		0-0-0									
0-0-0		0-0-0		0-0-0		NEUTRAL		0-0-0		0-0-0		0-0-0									
5-3-1		0-1-0		0-1-0		NON-CONFERENCE		3-1-0		1-0-1		1-0-0									
3-2-0		0-0-0		0-1-0		HOME		2-1-0		0-0-0		1-0-0									
2-1-1		0-1-0		0-0-		AWAY		1-0-0		1-0-1		0-0-0									
0-0-0		0-0-0		0-0-0		NEUTRAL		0-0-0		0-0-0		0-0-0									
3-2-3		1-2-1		1-0-0		CONFERENCE		1-0-1		0-0-1		0-0-0									
1-1-2		0-1-1		0-0-0		HOME		1-0-1		0-0-0		0-0-0									
2-1-1		1-1-0		1-0-0		AWAY		0-0-0		0-0-1		0-0-0									
0-0-0		0-0-0		0-0-0		NEUTRAL		0-0-0		0-0-0		0-0-0									
RPI	S	Opponent		Score		RPI	S	Opponent		Score		RPI	S	Opponent		Score					
4	H	Maryland		0 4		27	H	Brown		0 1		58	H	Clemson		0 0		107	A	Fairfield	1 0
6	A	Connecticut		0 2		42	A	Duke		1 0		70	H	Dartmouth		1 0		118	A	Virginia Tech	1 1
8	A	North Carolina		0 4								74	H	Boston U.		0 1		127	A	Harvard	1 1
15	H	Virginia		0 0								80	H	North Carolina St.		2 1		160	H	Rhode Island	4 2
16	A	Wake Forest		1 0								84	A	Quinnipiac		2 1					
												99	H	San Francisco		2 1					
LAST 10 GAMES																					
		8 A North Carolina		0 4				70 H Dartmouth		1 0				16 A Wake Forest		1 0					
		15 H Virginia		0 0				127 A Harvard		1 1				80 H North Carolina St.		2 1					
		42 A Duke		1 0				160 H Rhode Island		4 2											
		27 H Brown		0 1																	
		58 H Clemson		0 0																	

Non-Div. I Games:

Boston College

Average RPI Win: 103		WON-LOST RECORD	WINNING PCT. RANK	LAST 10 GAMES	STRENGTH OF SCHEDULE	OPP. STRENGTH OF SCHEDULE	TEAM RPI	ADJ RPI		CONF. RPI	ADJ CONF. RPI							
Average RPI Loss: 45																		
DIV. I ONLY		12-3-2	.76471	17	8-1-1	92	40	26	.57096	31	7	7						
DIV. I NON-CONF.		4-2-1	.64286	61	1-0-0	125	20	42	.5547	45	11	11						
<hr/>																		
TOTALS		RPI 1-25		RPI 26-50		W-L RECORDS		RPI 51-100		RPI 101-150		RPI 150+						
12-3-2		1-1-0		1-1-0		OVERALL		3-1-1		6-0-0		1-0-1						
5-1-1		1-0-0		1-1-0		HOME		0-0-0		2-0-0		1-0-1						
7-2-1		0-1-0		0-0-0		AWAY		3-1-1		4-0-0		0-0-0						
0-0-0		0-0-0		0-0-0		NEUTRAL		0-0-0		0-0-0		0-0-0						
4-2-1		0-1-0		0-0-0		NON-CONFERENCE		0-1-1		3-0-0		1-0-0						
2-0-0		0-0-0		0-0-0		HOME		0-0-0		1-0-0		1-0-0						
2-2-1		0-1-0		0-0-		AWAY		0-1-1		2-0-0		0-0-0						
0-0-0		0-0-0		0-0-0		NEUTRAL		0-0-0		0-0-0		0-0-0						
8-1-1		1-0-0		1-1-0		CONFERENCE		3-0-0		3-0-0		0-0-1						
3-1-1		1-0-0		1-1-0		HOME		0-0-0		1-0-0		0-0-1						
5-0-0		0-0-0		0-0-0		AWAY		3-0-0		2-0-0		0-0-0						
0-0-0		0-0-0		0-0-0		NEUTRAL		0-0-0		0-0-0		0-0-0						
RPI	S	Opponent		Score		RPI	S	Opponent		Score		RPI	S	Opponent		Score		
15	A	Virginia		0	2	34	H	Northeastern		1	2	51	A	Denver		3	3	
24	H	Old Dominion		4	1	48	H	James Madison		2	0	59	A	Hofstra		2	1	
												78	A	George Mason		1	0	
												85	A	La Salle		2	3	
												98	A	William & Mary		3	0	
												101	H	UNC Wilmington		2	0	
												112	A	Air Force		2	1	
												130	A	Lafayette		1	0	
												131	H	Lehigh		1	0	
												141	A	Georgia St.		1	0	
												148	A	Towson		1	0	
												154	H	Delaware		1	1	
												166	H	Penn		2	1	
<hr/>																		
LAST 10 GAMES																		
48 H James Madison						2	0	78 A George Mason						1	0			
59 A Hofstra						2	1	101 H UNC Wilmington						2	0			
141 A Georgia St.						1	0	34 H Northeastern						1	2			
154 H Delaware						1	1	98 A William & Mary						3	0			
148 A Towson						1	0	166 H Penn						2	1			

Non-Div. I Games:

Drexel

Average RPI Win:	117	WON-LOST RECORD	WINNING PCT. RANK	LAST 10 GAMES	STRENGTH OF SCHEDULE	OPP. STRENGTH OF SCHEDULE	TEAM RPI	ADJ RPI	CONF. RPI	ADJ CONF. RPI		
Average RPI Loss:	43											
DIV. I ONLY		12-6-0	.66667	38	6-4-0	59	55	34	.56965	32	8	8
DIV. I NON-CONF.		8-4-0	.66667	53	2-2-0	76	41	41	.56596	39	12	12
<hr/>												
TOTALS	RPI 1-25	RPI 26-50		W-L RECORDS		RPI 51-100		RPI 101-150		RPI 150+		
12-6-0	0-3-0	2-1-0		OVERALL		1-1-0		6-1-0		3-0-0		
7-1-0	0-0-0	0-0-0		HOME		1-0-0		4-1-0		2-0-0		
3-4-0	0-2-0	0-1-0		AWAY		0-1-0		2-0-0		1-0-0		
2-1-0	0-1-0	2-0-0		NEUTRAL		0-0-0		0-0-0		0-0-0		
<hr/>												
8-4-0	0-2-0	2-1-0		NON-CONFERENCE		1-0-0		2-1-0		3-0-0		
4-1-0	0-0-0	0-0-0		HOME		1-0-0		1-1-0		2-0-0		
2-2-0	0-1-0	0-0-		AWAY		0-0-0		1-0-0		1-0-0		
2-1-0	0-1-0	2-0-0		NEUTRAL		0-0-0		0-0-0		0-0-0		
<hr/>												
4-2-0	0-1-0	0-0-0		CONFERENCE		0-1-0		4-0-0		0-0-0		
3-0-0	0-0-0	0-0-0		HOME		0-0-0		3-0-0		0-0-0		
1-2-0	0-1-0	0-0-0		AWAY		0-1-0		1-0-0		0-0-0		
0-0-0	0-0-0	0-0-0		NEUTRAL		0-0-0		0-0-0		0-0-0		
<hr/>												
RPI S	Opponent	Score		RPI S	Opponent	Score		RPI S	Opponent	Score		
2 N	Akron	1	2	33 N	Rutgers	1	0	64 H	Dayton	1	0	
10 A	Indiana	0	2	42 A	Duke	0	2	76 A	Evansville	0	1	
14 A	Creighton	0	1	48 N	James Madison	1	0					
</												

Non-Div. I Games:

SIU Edwardsville

Average RPI Win:	82	WON-LOST RECORD	WINNING PCT. RANK	LAST 10 GAMES	STRENGTH OF SCHEDULE	OPP. STRENGTH OF SCHEDULE	TEAM RPI	ADJ RPI	CONF. RPI	ADJ CONF. RPI			
DIV. I ONLY		7-7-1	.5	94	4-5-1	5	17	28	.56953	33	2	2	
DIV. I NON-CONF.		4-3-0	.57143	75	1-1-0	8	27	36	.56816	38	3	4	
<hr/>													
TOTALS	RPI 1-25	RPI 26-50		W-L RECORDS		RPI 51-100		RPI 101-150		RPI 150+			
7-7-1	1-4-1	1-2-0		OVERALL		2-1-0		3-0-0		0-0-0			
6-1-0	1-1-0	1-0-0		HOME		1-0-0		3-0-0		0-0-0			
1-5-1	0-3-1	0-1-0		AWAY		1-1-0		0-0-0		0-0-0			
0-1-0	0-0-0	0-1-0		NEUTRAL		0-0-0		0-0-0		0-0-0			
<hr/>													
4-3-0	0-2-0	0-1-0		NON-CONFERENCE		2-0-0		2-0-0		0-0-0			
3-0-0	0-0-0	0-0-0		HOME		1-0-0		2-0-0		0-0-0			
1-2-0	0-2-0	0-0-		AWAY		1-0-0		0-0-0		0-0-0			
0-1-0	0-0-0	0-1-0		NEUTRAL		0-0-0		0-0-0		0-0-0			
<hr/>													
3-4-1	1-2-1	1-1-0		CONFERENCE		0-1-0		1-0-0		0-0-0			
3-1-0	1-1-0	1-0-0		HOME		0-0-0		1-0-0		0-0-0			
0-3-1	0-1-1	0-1-0		AWAY		0-1-0		0-0-0		0-0-0			
0-0-0	0-0-0	0-0-0		NEUTRAL		0-0-0		0-0-0		0-0-0			
<hr/>													
RPI S	Opponent	Score		RPI S	Opponent	Score		RPI S	Opponent	Score			
4 A	Maryland	1	2	32 N	SIU Edwardsville	0	1	61 H	Col. of Charleston	1	0		
5 A	Georgetown	0	1	37 A	Syracuse	1	2	75 A	Princeton	2	0		
11 H	Louisville	2	1	43 H	Villanova	3	2	86 A	Cincinnati	0	1		
14 A	Creighton	0	3										
19 H	St. John's (NY)	1	2										
25 A	South Fla.	2	2										
<hr/>													
LAST 10 GAMES													
43 H Villanova						3	2	25 A South Fla.				2	2
86 A Cincinnati						0	1	37 A Syracuse				1	2
19 H St. John's (NY)						1	2	11 H Louisville				2	1
123 H DePaul						2	1	143 H Central Conn. St.				2	1
4 A Maryland						1	2	5 A Georgetown				0	1

Non-Div. I Games:

Rutgers

Average RPI Win:		106	WON-LOST RECORD		WINNING PCT. RANK		LAST 10 GAMES		STRENGTH OF SCHEDULE		OPP. STRENGTH OF SCHEDULE		TEAM RPI		ADJ RPI		CONF. RPI		ADJ CONF. RPI	
DIV. I ONLY			11-2-4		.76471		17		6-1-3		113		29		35		.56898		34	
DIV. I NON-CONF.			5-1-1		.78571		25		0-0-1		160		6		53		.54185		50	
TOTALS		RPI 1-25		RPI 26-50		W-L RECORDS		RPI 51-100		RPI 101-150		RPI 150+								
11-2-4		0-1-1		2-1-0		OVERALL		2-0-2		4-0-1		3-0-0								
7-0-1		0-0-0		1-0-0		HOME		2-0-1		2-0-0		2-0-0								
4-2-3		0-1-1		1-1-0		AWAY		0-0-1		2-0-1		1-0-0								
0-0-0		0-0-0		0-0-0		NEUTRAL		0-0-0		0-0-0		0-0-0								
5-1-1		0-0-1		0-1-0		NON-CONFERENCE		1-0-0		2-0-0		2-0-0								
3-0-0		0-0-0		0-0-0		HOME		1-0-0		1-0-0		1-0-0								
2-1-1		0-0-1		0-0-		AWAY		0-0-0		1-0-0		1-0-0								
0-0-0		0-0-0		0-0-0		NEUTRAL		0-0-0		0-0-0		0-0-0								
6-1-3		0-1-0		2-0-0		CONFERENCE		1-0-2		2-0-1		1-0-0								
4-0-1		0-0-0		1-0-0		HOME		1-0-1		1-0-0		1-0-0								
2-1-2		0-1-0		1-0-0		AWAY		0-0-1		1-0-1		0-0-0								
0-0-0		0-0-0		0-0-0		NEUTRAL		0-0-0		0-0-0		0-0-0								
RPI	S	Opponent		Score		RPI	S	Opponent		Score		RPI	S	Opponent		Score				
21	A	VCU		1	1	28	A	Michigan		1	4	59	H	Hofstra		1	0			
24	A	Old Dominion		0	1	31	A	Drexel		2	1	77	H	Providence		2	1			
						48	H	James Madison		1	0	78	H	George Mason		0	0			
												98	A	William & Mary		1	1			
															101	H	UNC Wilmington	2	1	
															107	A	Fairfield	1	0	
															127	H	Harvard	1	0	
															141	A	Georgia St.	3	1	
															148	A	Towson	2	2	
															151	H	Holy Cross	5	2	
															154	H	Delaware	2	0	
															175	A	Marist	1	0	
LAST 10 GAMES																				
						24	A	Old Dominion		0	1	141	A	Georgia St.		3	1			
						78	H	George Mason		0	0	154	H	Delaware		2	0			
						148	A	Towson		2	2	48	H	James Madison		1	0			
						101	H	UNC Wilmington		2	1	31	A	Drexel		2	1			
						59	H	Hofstra		1	0	21	A	VCU		1	1			

Non-Div. I Games:

Northeastern

x
a
v
i
e
r

Xavier

Xavier

Average RPI Win:		130	WON-LOST RECORD		WINNING PCT. RANK		LAST 10 GAMES		STRENGTH OF SCHEDULE		OPP. STRENGTH OF SCHEDULE		TEAM RPI		ADJ RPI		CONF. RPI		ADJ CONF. RPI					
DIV. I ONLY			16-1-2		.89474		2		10-0-0		176		113		32		.56681		36		18		18	
DIV. I NON-CONF.			6-1-2		.77778		26		2-0-0		135		23		21		.583		23		18		18	
TOTALS		RPI 1-25		RPI 26-50		W-L RECORDS		RPI 51-100		RPI 101-150		RPI 150+												
16-1-2		1-1-0		1-0-0		OVERALL		3-0-1		4-0-1		7-0-0												
9-0-1		1-0-0		0-0-0		HOME		2-0-0		2-0-1		4-0-0												
6-1-1		0-1-0		1-0-0		AWAY		1-0-1		2-0-0		2-0-0												
1-0-0		0-0-0		0-0-0		NEUTRAL		0-0-0		0-0-0		1-0-0												
6-1-2		1-1-0		0-0-0		NON-CONFERENCE		2-0-1		1-0-1		2-0-0												
4-0-1		1-0-0		0-0-0		HOME		1-0-0		1-0-1		1-0-0												
1-1-1		0-1-0		0-0-		AWAY		1-0-1		0-0-0		0-0-0												
1-0-0		0-0-0		0-0-0		NEUTRAL		0-0-0		0-0-0		1-0-0												
10-0-0		0-0-0		1-0-0		CONFERENCE		1-0-0		3-0-0		5-0-0												
5-0-0		0-0-0		0-0-0		HOME		1-0-0		1-0-0		3-0-0												
5-0-0		0-0-0		1-0-0		AWAY		0-0-0		2-0-0		2-0-0												
0-0-0		0-0-0		0-0-0		NEUTRAL		0-0-0		0-0-0		0-0-0												
RPI	S	Opponent		Score		RPI	S	Opponent		Score		RPI	S	Opponent		Score								
13	A	Charlotte		0 1		47	A	Campbell		3 1		61	H	Col. of Charleston		3 1								
20	H	Elon		2 1								62	A	South Carolina		3 2								
												79	H	High Point		1 0								
												81	A	Ohio St.		1 1								
												103	H	Bowling Green		3 3								
												108	A	Radford		4 1								
												111	H	Winthrop		1 0								
												140	H	UNC Greensboro		2 1								
												147	A	Liberty		3 0								
												164	A	Gardner-Webb		1 0								
												168	N	Wright St.		1 0								
												183	H	Presbyterian		3 0								
												190	H	Longwood		4 0								
												195	H	Fla. Atlantic		2 0								
												199	A	VMI		8 0								
												203	H	UNC Asheville		3 0								
LAST 10 GAMES																								
79 H High Point						1 0						199 A VMI						8 0						
108 A Radford						4 1						47 A Campbell						3 1						
62 A South Carolina						3 2						203 H UNC Asheville						3 0						
164 A Gardner-Webb						1 0						183 H Presbyterian						3 0						
111 H Winthrop						1 0						61 H Col. of Charleston						3 1						

Non-Div. I Games:

Coastal Caro.

S
y
r
a
c
u
s
e

Syracuse

Average RPI Win:		102	WON-LOST RECORD		WINNING PCT. RANK		LAST 10 GAMES		STRENGTH OF SCHEDULE		OPP. STRENGTH OF SCHEDULE		TEAM RPI		ADJ RPI		CONF. RPI		ADJ CONF. RPI		
DIV. I ONLY			8-6-3		.55882 75		4-4-2		33		16		41		.55802 38		3		3		
DIV. I NON-CONF.			5-2-1		.6875 45		1-0-0		65		24		59		.53437 56		4		3		
TOTALS		RPI 1-25		RPI 26-50		W-L RECORDS		RPI 51-100		RPI 101-150		RPI 150+									
8-6-3		0-4-2		0-0-0		OVERALL		5-2-1		2-0-0		1-0-0									
6-1-2		0-1-1		0-0-0		HOME		3-0-1		2-0-0		1-0-0									
2-5-1		0-3-1		0-0-0		AWAY		2-2-0		0-0-0		0-0-0									
0-0-0		0-0-0		0-0-0		NEUTRAL		0-0-0		0-0-0		0-0-0									
5-2-1		0-2-0		0-0-0		NON-CONFERENCE		2-0-1		2-0-0		1-0-0									
4-0-1		0-0-0		0-0-0		HOME		1-0-1		2-0-0		1-0-0									
1-2-0		0-2-0		0-0-		AWAY		1-0-0		0-0-0		0-0-0									
0-0-0		0-0-0		0-0-0		NEUTRAL		0-0-0		0-0-0		0-0-0									
3-4-2		0-2-2		0-0-0		CONFERENCE		3-2-0		0-0-0		0-0-0									
2-1-1		0-1-1		0-0-0		HOME		2-0-0		0-0-0		0-0-0									
1-3-1		0-1-1		0-0-0		AWAY		1-2-0		0-0-0		0-0-0									
0-0-0		0-0-0		0-0-0		NEUTRAL		0-0-0		0-0-0		0-0-0									
RPI	S	Opponent		Score		RPI	S	Opponent		Score		RPI	S	Opponent		Score					
3	A	UCLA		1 1						52	A	Santa Clara		2 1		120	H	Loyola Marymount		1 0	
3	H	UCLA		1 3						65	A	Stanford		0 2		145	H	Houston Baptist		5 0	
4	A	Maryland		0 6						71	H	UCF		4 1		152	H	Duquesne		4 1	
15	A	Virginia		1 2						89	A	San Diego St.		1 2							
17	A	Washington		0 1						89	H	San Diego St.		1 0							
17	H	Washington		1 1						93	A	Oregon St.		3 1							
										93	H	Oregon St.		1 0							
										99	H	San Francisco		0 0							
LAST 10 GAMES																					
3	A	UCLA		1 1		17	A	Washington		0 1											
89	A	San Diego St.		1 2		65	A	Stanford		0 2											
93	H	Oregon St.		1 0		3	H	UCLA		1 3											
17	H	Washington		1 1		89	H	San Diego St.		1 0											
93	A	Oregon St.		3 1		120	H	Loyola Marymount		1 0											

Non-Div. I Games:

California

Average RPI Win:	96	WON-LOST	WINNING	LAST 10	STRENGTH OF	OPP. STRENGTH	TEAM	ADJ	CONF.	ADJ CONF.		
Average RPI Loss:	80	RECORD	PCT. RANK	GAMES	SCHEDULE	OF SCHEDULE	RPI	RPI	RPI	RPI		
DIV. I ONLY		13-6-0	.68421	32	7-3-0	54	95	31	.5577	39	6	6
DIV. I NON-CONF.		6-3-0	.66667	53	0-0-0	31	132	27	.57584	32	8	8
<hr/>												
TOTALS	RPI 1-25	RPI 26-50		W-L RECORDS		RPI 51-100		RPI 101-150		RPI 150+		
13-6-0	0-1-0	2-1-0		OVERALL		6-2-0		4-2-0		1-0-0		
6-2-0	0-0-0	1-0-0		HOME		2-1-0		2-1-0		1-0-0		
5-4-0	0-1-0	1-1-0		AWAY		2-1-0		2-1-0		0-0-0		
2-0-0	0-0-0	0-0-0		NEUTRAL		2-0-0		0-0-0		0-0-0		
<hr/>												
6-3-0	0-1-0	0-1-0		NON-CONFERENCE		4-0-0		1-1-0		1-0-0		
3-0-0	0-0-0	0-0-0		HOME		1-0-0		1-0-0		1-0-0		
1-3-0	0-1-0	0-0-		AWAY		1-0-0		0-1-0		0-0-0		
2-0-0	0-0-0	0-0-0		NEUTRAL		2-0-0		0-0-0		0-0-0		
<hr/>												
7-3-0	0-0-0	2-0-0		CONFERENCE		2-2-0		3-1-0		0-0-0		
3-2-0	0-0-0	1-0-0		HOME		1-1-0		1-1-0		0-0-0		
4-1-0	0-0-0	1-0-0		AWAY		1-1-0		2-0-0		0-0-0		
0-0-0	0-0-0	0-0-0		NEUTRAL		0-0-0		0-0-0		0-0-0		
<hr/>												
RPI S	Opponent	Score		RPI S	Opponent	Score		RPI S	Opponent	Score		
5 A	Georgetown	0	1	40 H	UC Davis	2	0	72 A	UC Santa Barbara	1	0	
				44 A	Loyola Maryland	1	2	73 H	Sacramento St.	0	1	
				49 A	Cal Poly	1	0	83 N	American	2	1	
								87 A	Cal St. Fullerton	4	5	
								87 H	Cal St. Fullerton	1	0	
								91 A	San Diego	5	0	
								94 H	Temple	2	1	
								100 N	Portland	4	0	
<hr/>												
LAST 10 GAMES												
				137 H	UC Irvine	0	1	102 H	UC Riverside	2	1	
				87 H	Cal St. Fullerton	1	0	72 A	UC Santa Barbara	1	0	
				102 A	UC Riverside	2	1	49 A	Cal Poly	1	0	
				137 A	UC Irvine	2	1	73 H	Sacramento St.	0	1	
				87 A	Cal St. Fullerton	4	5	40 H	UC Davis	2	0	

Non-Div. I Games:

Cal St. Northridge

Average RPI Win:	86	WON-LOST RECORD	WINNING PCT. RANK	LAST 10 GAMES	STRENGTH OF SCHEDULE	OPP. STRENGTH OF SCHEDULE	TEAM RPI	ADJ RPI	CONF. RPI	ADJ CONF. RPI	
Average RPI Loss:	48										
DIV. I ONLY	9-6-4	.57895	74	7-3-0	29	52	42	.55726	40	6	6
DIV. I NON-CONF.	2-3-4	.44444	108	0-0-0	35	45	44	.55882	42	8	8
<hr/>											
TOTALS	RPI 1-25	RPI 26-50		W-L RECORDS	RPI 51-100		RPI 101-150		RPI 150+		
9-6-4	1-1-0	0-3-0		OVERALL	5-2-3		3-0-1		0-0-0		
5-3-0	0-0-0	0-1-0		HOME	3-2-0		2-0-0		0-0-0		
3-3-4	0-1-0	0-2-0		AWAY	2-0-3		1-0-1		0-0-0		
1-0-0	1-0-0	0-0-0		NEUTRAL	0-0-0		0-0-0		0-0-0		
<hr/>											
2-3-4	1-1-0	0-0-0		NON-CONFERENCE	0-2-3		1-0-1		0-0-0		
1-2-0	0-0-0	0-0-0		HOME	0-2-0		1-0-0		0-0-0		
0-1-4	0-1-0	0-0-		AWAY	0-0-3		0-0-1		0-0-0		
1-0-0	1-0-0	0-0-0		NEUTRAL	0-0-0		0-0-0		0-0-0		
<hr/>											
7-3-0	0-0-0	0-3-0		CONFERENCE	5-0-0		2-0-0		0-0-0		
4-1-0	0-0-0	0-1-0		HOME	3-0-0		1-0-0		0-0-0		
3-2-0	0-0-0	0-2-0		AWAY	2-0-0		1-0-0		0-0-0		
0-0-0	0-0-0	0-0-0		NEUTRAL	0-0-0		0-0-0		0-0-0		
<hr/>											
RPI S	Opponent	Score		RPI S	Opponent	Score		RPI S	Opponent	Score	
18 N	Tulsa	2	1	39 A	Cal St. Northridge	0	2	51 A	Denver	1	1
22 A	SMU	0	1	49 A	Cal Poly	0	1	55 H	St. Mary's (CA)	0	2
				49 H	Cal Poly	0	1	57 A	CSU Bakersfield	0	0
								71 H	UCF	1	3
								72 A	UC Santa Barbara	2	1
								72 H	UC Santa Barbara	1	0
								73 A	Sacramento St.	3	1
								73 H	Sacramento St.	2	1
								87 H	Cal St. Fullerton	2	1
								99 A	San Francisco	2	2
				LAST 10 GAMES							
				73 H	Sacramento St.	2	1	72 H	UC Santa Barbara	1	0
				49 H	Cal Poly	0	1	87 H	Cal St. Fullerton	2	1
				72 A	UC Santa Barbara	2	1	102 H	UC Riverside	1	0
				73 A	Sacramento St.	3	1	137 A	UC Irvine	3	1
				49 A	Cal Poly	0	1	39 A	Cal St. Northridge	0	2

Non-Div. I Games:

UC Davis

Average RPI Win:	90	WON-LOST RECORD		WINNING PCT. RANK		LAST 10 GAMES		STRENGTH OF SCHEDULE		OPP. STRENGTH OF SCHEDULE		TEAM RPI		ADJ RPI		CONF. RPI		ADJ CONF. RPI					
DIV. I ONLY		10-4-4		.66667	38	4-4-2		88		19		45		.55427	41	4		4					
DIV. I NON-CONF.		7-3-2		.66667	53	2-3-0		106		39		58		.5318	59	1		1					
TOTALS		RPI 1-25		RPI 26-50		W-L RECORDS		RPI 51-100		RPI 101-150		RPI 150+											
10-4-4		1-0-1		2-1-1		OVERALL		2-0-2		3-3-0		2-0-0											
5-3-1		1-0-0		1-1-1		HOME		1-0-0		2-2-0		0-0-0											
2-1-3		0-0-1		0-0-0		AWAY		1-0-2		0-1-0		1-0-0											
3-0-0		0-0-0		1-0-0		NEUTRAL		0-0-0		1-0-0		1-0-0											
7-3-2		1-0-0		1-0-1		NON-CONFERENCE		0-0-1		3-3-0		2-0-0											
3-2-1		1-0-0		0-0-1		HOME		0-0-0		2-2-0		0-0-0											
1-1-1		0-0-0		0-0-		AWAY		0-0-1		0-1-0		1-0-0											
3-0-0		0-0-0		1-0-0		NEUTRAL		0-0-0		1-0-0		1-0-0											
3-1-2		0-0-1		1-1-0		CONFERENCE		2-0-1		0-0-0		0-0-0											
2-1-0		0-0-0		1-1-0		HOME		1-0-0		0-0-0		0-0-0											
1-0-2		0-0-1		0-0-0		AWAY		1-0-1		0-0-0		0-0-0											
0-0-0		0-0-0		0-0-0		NEUTRAL		0-0-0		0-0-0		0-0-0											
RPI	S	Opponent		Score		RPI	S	Opponent		Score		RPI	S	Opponent		Score		RPI	S	Opponent		Score	
1	H	Notre Dame		2	1	26	N	Kentucky		2	1	60	A	Michigan St.		2	1	104	A	Bradley		1	3
10	A	Indiana		1	1	28	H	Michigan		2	0	62	A	South Carolina		0	0	110	N	Drake		2	1
						35	H	Xavier		1	1	81	H	Ohio St.		1	0	116	H	Northern Ill.		0	1
						46	H	Penn St.		0	1	82	A	Wisconsin		0	0	119	H	Iona		2	0
																		123	H	DePaul		0	2
																		126	H	Milwaukee		2	0
																		160	N	Rhode Island		3	2
																		186	A	Loyola Chicago		2	0
						LAST 10 GAMES																	
						10	A	Indiana		1	1	81	H	Ohio St.		1	0						
						82	A	Wisconsin		0	0	1	H	Notre Dame		2	1						
						116	H	Northern Ill.		0	1	104	A	Bradley		1	3						
						46	H	Penn St.		0	1	60	A	Michigan St.		2	1						
						186	A	Loyola Chicago		2	0	123	H	DePaul		0	2						

Non-Div. I Games:

Northwestern

D
u
k
e

Duke				Through Games Of November 4, 2012										
Average RPI Win:	113	WON-LOST RECORD	WINNING PCT. RANK	LAST 10 GAMES	STRENGTH OF SCHEDULE	OPP. STRENGTH OF SCHEDULE	TEAM RPI	ADJ RPI	CONF. RPI	ADJ CONF. RPI				
DIV. I ONLY		8-7-2	.52941 86	5-4-1	34	13	47	.55232 42	1	1				
DIV. I NON-CONF.		5-3-1	.61111 66	3-1-1	90	35	84	.514 76	2	2				
TOTALS		RPI 1-25		RPI 26-50		W-L RECORDS		RPI 51-100		RPI 101-150		RPI 150+		
8-7-2		0-4-2		1-1-0		OVERALL		2-1-0		3-1-0		2-0-0		
6-4-0		0-2-0		1-1-0		HOME		1-1-0		2-0-0		2-0-0		
2-3-2		0-2-2		0-0-0		AWAY		1-0-0		1-1-0		0-0-0		
0-0-0		0-0-0		0-0-0		NEUTRAL		0-0-0		0-0-0		0-0-0		
5-3-1		0-1-1		1-0-0		NON-CONFERENCE		0-1-0		2-1-0		2-0-0		
5-1-0		0-0-0		1-0-0		HOME		0-1-0		2-0-0		2-0-0		
0-2-1		0-1-1		0-0-		AWAY		0-0-0		0-1-0		0-0-0		
0-0-0		0-0-0		0-0-0		NEUTRAL		0-0-0		0-0-0		0-0-0		
3-4-1		0-3-1		0-1-0		CONFERENCE		2-0-0		1-0-0		0-0-0		
1-3-0		0-2-0		0-1-0		HOME		1-0-0		0-0-0		0-0-0		
2-1-1		0-1-1		0-0-0		AWAY		1-0-0		1-0-0		0-0-0		
0-0-0		0-0-0		0-0-0		NEUTRAL		0-0-0		0-0-0		0-0-0		
RPI	S	Opponent	Score		RPI	S	Opponent	Score		RPI	S	Opponent	Score	
1	A	Notre Dame	0	1	30	H	Boston College	0	1	52	H	Santa Clara	1	2
4	H	Maryland	1	2	32	H	SIU Edwardsville	2	0	58	H	Clemson	2	0
8	H	North Carolina	1	2						80	A	North Carolina St.	1	0
15	A	Virginia	0	1										
16	A	Wake Forest	0	0										
20	A	Elon	0	0										

Non-Div. I Games:

Duke

D
u
k
e

Average RPI Win:		112	WON-LOST RECORD		WINNING PCT. RANK		LAST 10 GAMES		STRENGTH OF SCHEDULE		OPP. STRENGTH OF SCHEDULE		TEAM RPI		ADJ RPI		CONF. RPI		ADJ CONF. RPI					
Average RPI Loss:		46																						
DIV. I ONLY			12-6-2		.65		46		6-4-0		74		36		43		.55217		43		2		2	
DIV. I NON-CONF.			8-2-0		.8		23		2-0-0		107		116		62		.52429		64		3		4	
TOTALS		RPI 1-25		RPI 26-50		W-L RECORDS		RPI 51-100		RPI 101-150		RPI 150+												
12-6-2		0-2-2		1-2-0		OVERALL		5-1-0		4-1-0		2-0-0												
7-2-1		0-0-1		1-1-0		HOME		4-1-0		2-0-0		0-0-0												
4-3-1		0-2-1		0-1-0		AWAY		1-0-0		1-0-0		2-0-0												
1-1-0		0-0-0		0-0-0		NEUTRAL		0-0-0		1-1-0		0-0-0												
8-2-0		0-0-0		1-0-0		NON-CONFERENCE		3-1-0		2-1-0		2-0-0												
4-1-0		0-0-0		1-0-0		HOME		2-1-0		1-0-0		0-0-0												
3-0-0		0-0-0		0-0-		AWAY		1-0-0		0-0-0		2-0-0												
1-1-0		0-0-0		0-0-0		NEUTRAL		0-0-0		1-1-0		0-0-0												
4-4-2		0-2-2		0-2-0		CONFERENCE		2-0-0		2-0-0		0-0-0												
3-1-1		0-0-1		0-1-0		HOME		2-0-0		1-0-0		0-0-0												
1-3-1		0-2-1		0-1-0		AWAY		0-0-0		1-0-0		0-0-0												
0-0-0		0-0-0		0-0-0		NEUTRAL		0-0-0		0-0-0		0-0-0												
RPI	S	Opponent		Score		RPI	S	Opponent		Score		RPI	S	Opponent		Score		RPI	S	Opponent		Score		
6	A	Connecticut		0	1	33	A	Rutgers		2	3	75	H	Princeton		0	1	112	N	Air Force		0	1	
11	A	Louisville		0	1	37	H	Syracuse		0	2	85	H	La Salle		2	1	114	N	Hartford		2	1	
19	A	St. John's (NY)		0	0	50	H	Stony Brook		4	1	86	H	Cincinnati		1	0	121	H	Pittsburgh		4	0	
25	H	South Fla.		1	1							92	H	Seton Hall		3	1	123	A	DePaul		1	0	
												94	H	Temple		1	0	130	H	Lafayette		2	1	
												95	A	Colgate		1	0	166	A	Penn		5	3	
																		193	A	Manhattan		5	1	
LAST 10 GAMES																								
193	A	Manhattan		5	1	11	A	Louisville		0	1													
6	A	Connecticut		0	1	37	H	Syracuse		0	2													
92	H	Seton Hall		3	1	86	H	Cincinnati		1	0													
121	H	Pittsburgh		4	0	130	H	Lafayette		2	1													
33	A	Rutgers		2	3	123	A	DePaul		1	0													

Non-Div. I Games:

Villanova

Average RPI Win:	121	WON-LOST	WINNING	LAST 10	STRENGTH OF	OPP. STRENGTH	TEAM	ADJ	CONF.	ADJ CONF.	
Average RPI Loss:	80	RECORD	PCT. RANK	GAMES	SCHEDULE	OF SCHEDULE	RPI	RPI	RPI	RPI	
DIV. I ONLY	12-5-1	.69444	26	8-2-0	55	154	37	.55173	44	17	17
DIV. I NON-CONF.	5-4-1	.55	79	1-1-0	36	103	26	.57465	33	19	19
<hr/>											
TOTALS	RPI 1-25	RPI 26-50		W-L RECORDS		RPI 51-100		RPI 101-150		RPI 150+	
12-5-1	0-0-0	2-1-0		OVERALL		2-3-0		4-0-0		4-1-1	
8-2-0	0-0-0	2-0-0		HOME		2-1-0		1-0-0		3-1-0	
4-3-1	0-0-0	0-1-0		AWAY		0-2-0		3-0-0		1-0-1	
0-0-0	0-0-0	0-0-0		NEUTRAL		0-0-0		0-0-0		0-0-0	
<hr/>											
5-4-1	0-0-0	2-1-0		NON-CONFERENCE		2-2-0		1-0-0		0-1-1	
4-2-0	0-0-0	2-0-0		HOME		2-1-0		0-0-0		0-1-0	
1-2-1	0-0-0	0-0-		AWAY		0-1-0		1-0-0		0-0-1	
0-0-0	0-0-0	0-0-0		NEUTRAL		0-0-0		0-0-0		0-0-0	
<hr/>											
7-1-0	0-0-0	0-0-0		CONFERENCE		0-1-0		3-0-0		4-0-0	
4-0-0	0-0-0	0-0-0		HOME		0-0-0		1-0-0		3-0-0	
3-1-0	0-0-0	0-0-0		AWAY		0-1-0		2-0-0		1-0-0	
0-0-0	0-0-0	0-0-0		NEUTRAL		0-0-0		0-0-0		0-0-0	
<hr/>											
RPI S	Opponent	Score	RPI S	Opponent	Score	RPI S	Opponent	Score	RPI S	Opponent	Score
			39 H	Cal St. Northridge	2 1	53 A	UMBC	0 2	107 A	Fairfield	3 0
			47 A	Campbell	0 2	54 A	Niagara	1 2	119 A	Iona	3 1
			48 H	James Madison	4 2	83 H	American	2 0	125 H	Siena	3 0
						84 H	Quinnipiac	2 1	148 A	Towson	2 0
						85 H	La Salle	0 1	153 A	Canisius	1 0
									159 H	Saint Joseph's	1 2
									163 A	Saint Francis (PA)	0 0
									173 H	Saint Peter's	3 2
									175 H	Marist	2 1
									193 H	Manhattan	3 0
			LAST 10 GAMES								
			193 H	Manhattan	3 0	175 H	Marist	2 1			
			173 H	Saint Peter's	3 2	153 A	Canisius	1 0			
			107 A	Fairfield	3 0	54 A	Niagara	1 2			
			119 A	Iona	3 1	159 H	Saint Joseph's	1 2			
			125 H	Siena	3 0	83 H	American	2 0			

Non-Div. I Games:

Loyola Maryland

Average RPI Win:		135	WON-LOST RECORD		WINNING PCT. RANK		LAST 10 GAMES		STRENGTH OF SCHEDULE		OPP. STRENGTH OF SCHEDULE		TEAM RPI		ADJ RPI		CONF. RPI		ADJ CONF. RPI	
DIV. I ONLY			9-5-2		.625 56		6-3-1		46		99		40		.55096 45		14		15	
DIV. I NON-CONF.			5-3-1		.61111 66		2-1-0		14		78		20		.58253 24		14		14	
TOTALS		RPI 1-25		RPI 26-50		W-L RECORDS		RPI 51-100		RPI 101-150		RPI 150+								
9-5-2		0-4-0		0-0-1		OVERALL		2-0-0		3-1-1		4-0-0								
8-1-0		0-1-0		0-0-0		HOME		2-0-0		2-0-0		4-0-0								
1-4-2		0-3-0		0-0-1		AWAY		0-0-0		1-1-1		0-0-0								
0-0-0		0-0-0		0-0-0		NEUTRAL		0-0-0		0-0-0		0-0-0								
5-3-1		0-3-0		0-0-1		NON-CONFERENCE		2-0-0		2-0-0		1-0-0								
5-1-0		0-1-0		0-0-0		HOME		2-0-0		2-0-0		1-0-0								
0-2-1		0-2-0		0-1-		AWAY		0-0-0		0-0-0		0-0-0								
0-0-0		0-0-0		0-0-0		NEUTRAL		0-0-0		0-0-0		0-0-0								
4-2-1		0-1-0		0-0-0		CONFERENCE		0-0-0		1-1-1		3-0-0								
3-0-0		0-0-0		0-0-0		HOME		0-0-0		0-0-0		3-0-0								
1-2-1		0-1-0		0-0-0		AWAY		0-0-0		1-1-1		0-0-0								
0-0-0		0-0-0		0-0-0		NEUTRAL		0-0-0		0-0-0		0-0-0								
RPI	S	Opponent		Score		RPI	S	Opponent		Score		RPI	S	Opponent		Score				
2	A	Akron		1	2	46	A	Penn St.		0	0	83	H	American		2	0			
8	A	North Carolina		0	1							96	H	Oakland		4	2			
16	A	Wake Forest		0	1									103 A Bowling Green		1	0			
20	H	Elon		2	3									114 H Hartford		2	1			
														116 A Northern Ill.		0	1			
														117 A Western Mich.		1	1			
														119 H Iona		3	1			
														155 H Buffalo		2	0			
														157 H Hartwick		3	1			
														191 H Stetson		1	0			
														195 H Fla. Atlantic		4	0			
LAST 10 GAMES																				
103	A	Bowling Green		1	0	20	H	Elon		2	3	117	A	Western Mich.		1	1			
116	A	Northern Ill.		0	1	119	H	Iona		3	1	195	H	Fla. Atlantic		4	0			
2	A	Akron		1	2	83	H	American		2	0									
157	H	Hartwick		3	1															
155	H	Buffalo		2	0															

Non-Div. I Games:

West Virginia

[illegible]

Non-Div. I Games:

Penn St.

Average RPI Win: 135		WON-LOST RECORD		WINNING PCT. RANK		LAST 10 GAMES		STRENGTH OF SCHEDULE		OPP. STRENGTH OF SCHEDULE		TEAM RPI		ADJ RPI		CONF. RPI		ADJ CONF. RPI	
DIV. I ONLY		12-5-1		.69444 26		7-3-0		101		121		48		.54838 47		18		18	
DIV. I NON-CONF.		5-2-1		.6875 45		1-1-0		21		16		13		.60691 13		18		18	
TOTALS		RPI 1-25		RPI 26-50		W-L RECORDS		RPI 51-100		RPI 101-150		RPI 150+							
12-5-1		0-2-1		1-1-0		OVERALL		2-0-0		4-2-0		5-0-0							
7-1-0		0-0-0		1-1-0		HOME		1-0-0		3-0-0		2-0-0							
5-4-1		0-2-1		0-0-0		AWAY		1-0-0		1-2-0		3-0-0							
0-0-0		0-0-0		0-0-0		NEUTRAL		0-0-0		0-0-0		0-0-0							
5-2-1		0-2-1		1-0-0		NON-CONFERENCE		1-0-0		3-0-0		0-0-0							
3-0-0		0-0-0		1-0-0		HOME		0-0-0		2-0-0		0-0-0							
2-2-1		0-2-1		0-0-		AWAY		1-0-0		1-0-0		0-0-0							
0-0-0		0-0-0		0-0-0		NEUTRAL		0-0-0		0-0-0		0-0-0							
7-3-0		0-0-0		0-1-0		CONFERENCE		1-0-0		1-2-0		5-0-0							
4-1-0		0-0-0		0-1-0		HOME		1-0-0		1-0-0		2-0-0							
3-2-0		0-0-0		0-0-0		AWAY		0-0-0		0-2-0		3-0-0							
0-0-0		0-0-0		0-0-0		NEUTRAL		0-0-0		0-0-0		0-0-0							
RPI S	Opponent	Score		RPI S	Opponent	Score		RPI S	Opponent	Score		RPI S	Opponent	Score					
8 A	North Carolina	0	3	36 H	Coastal Caro.	1	3	79 H	High Point	2	1	101 H	UNC Wilmington	2	1				
20 A	Elon	1	3	44 H	Loyola Maryland	2	0	80 A	North Carolina St.	2	0	108 A	Radford	1	2				
22 A	SMU	1	1									111 H	Winthrop	5	2				
												118 H	Virginia Tech	3	0				
												145 A	Houston Baptist	1	0				
												147 A	Liberty	0	1				
												164 A	Gardner-Webb	2	0				
												183 H	Presbyterian	3	0				
												190 A	Longwood	1	0				
												199 A	VMI	3	2				
												203 H	UNC Asheville	5	1				
LAST 10 GAMES																			
				164 A	Gardner-Webb	2	0	111 H	Winthrop	5	2								
				203 H	UNC Asheville	5	1	36 H	Coastal Caro.	1	3								
				8 A	North Carolina	0	3	147 A	Liberty	0	1								
				183 H	Presbyterian	3	0	118 H	Virginia Tech	3	0								
				79 H	High Point	2	1	199 A	VMI	3	2								

Non-Div. I Games:

Campbell

Average RPI Win:	100	WON-LOST RECORD	WINNING PCT. RANK	LAST 10 GAMES	STRENGTH OF SCHEDULE	OPP. STRENGTH OF SCHEDULE	TEAM RPI	ADJ RPI	CONF. RPI	ADJ CONF. RPI				
Average RPI Loss:	47													
DIV. I ONLY		8-6-3	.55882	75	5-3-2	25	70	44	.54727	48	7	7		
DIV. I NON-CONF.		2-4-1	.35714	142	0-1-0	9	58	33	.56921	35	11	11		
<hr/>														
TOTALS	RPI 1-25	RPI 26-50		W-L RECORDS		RPI 51-100		RPI 101-150		RPI 150+				
8-6-3	1-1-1	0-4-0		OVERALL		3-0-1		3-1-0		1-0-1				
6-1-2	1-1-0	0-0-0		HOME		2-0-1		2-0-0		1-0-1				
2-3-1	0-0-1	0-3-0		AWAY		1-0-0		1-0-0		0-0-0				
0-2-0	0-0-0	0-1-0		NEUTRAL		0-0-0		0-1-0		0-0-0				
<hr/>														
2-4-1	1-1-0	0-2-0		NON-CONFERENCE		0-0-1		0-1-0		1-0-0				
2-1-1	1-1-0	0-0-0		HOME		0-0-1		0-0-0		1-0-0				
0-1-0	0-0-0	0-0-		AWAY		0-0-0		0-0-0		0-0-0				
0-2-0	0-0-0	0-1-0		NEUTRAL		0-0-0		0-1-0		0-0-0				
<hr/>														
6-2-2	0-0-1	0-2-0		CONFERENCE		3-0-0		3-0-0		0-0-1				
4-0-1	0-0-0	0-0-0		HOME		2-0-0		2-0-0		0-0-1				
2-2-1	0-0-1	0-2-0		AWAY		1-0-0		1-0-0		0-0-0				
0-0-0	0-0-0	0-0-0		NEUTRAL		0-0-0		0-0-0		0-0-0				
<hr/>														
RPI	S	Opponent	Score		RPI	S	Opponent	Score		RPI	S	Opponent	Score	
5	H	Georgetown	0	1	31	A	Drexel	0	2	59	H	Hofstra	2	1
8	H	North Carolina	1	0	32	N	SIU Edwardsville	0	1	78	A	George Mason	2	1
24	A	Old Dominion	0	0	34	A	Northeastern	0	1	94	H	Temple	0	0
					44	A	Loyola Maryland	2	4	98	H	William & Mary	1	0

Non-Div. I Games:

James Madison

Average RPI Win:		103	WON-LOST RECORD		WINNING PCT. RANK		LAST 10 GAMES		STRENGTH OF SCHEDULE		OPP. STRENGTH OF SCHEDULE		TEAM RPI		ADJ RPI		CONF. RPI		ADJ CONF. RPI				
DIV. I ONLY			11-6-1		.63889 49		6-3-1		70		58		46		.54486 49		6		6				
DIV. I NON-CONF.			5-3-0		.625 64		0-0-0		116		73		64		.5166 73		8		8				
TOTALS		RPI 1-25		RPI 26-50		W-L RECORDS		RPI 51-100		RPI 101-150		RPI 150+											
11-6-1		0-2-0		2-1-0		OVERALL		4-1-1		3-1-0		2-1-0											
7-3-0		0-1-0		1-1-0		HOME		2-1-0		2-0-0		2-0-0											
4-3-1		0-1-0		1-0-0		AWAY		2-0-1		1-1-0		0-1-0											
0-0-0		0-0-0		0-0-0		NEUTRAL		0-0-0		0-0-0		0-0-0											
5-3-0		0-2-0		0-0-0		NON-CONFERENCE		1-0-0		2-0-0		2-1-0											
4-1-0		0-1-0		0-0-0		HOME		1-0-0		1-0-0		2-0-0											
1-2-0		0-1-0		0-0-		AWAY		0-0-0		1-0-0		0-1-0											
0-0-0		0-0-0		0-0-0		NEUTRAL		0-0-0		0-0-0		0-0-0											
6-3-1		0-0-0		2-1-0		CONFERENCE		3-1-1		1-1-0		0-0-0											
3-2-0		0-0-0		1-1-0		HOME		1-1-0		1-0-0		0-0-0											
3-1-1		0-0-0		1-0-0		AWAY		2-0-1		0-1-0		0-0-0											
0-0-0		0-0-0		0-0-0		NEUTRAL		0-0-0		0-0-0		0-0-0											
RPI	S	Opponent		Score		RPI	S	Opponent		Score		RPI	S	Opponent		Score							
3	H	UCLA		0	1	39	H	Cal St. Northridge		0	1	72	A	UC Santa Barbara		2	1	102	A	UC Riverside		2	3
17	A	Washington		0	2	40	A	UC Davis		1	0	72	H	UC Santa Barbara		1	0	106	A	San Jose St.		3	1
						40	H	UC Davis		1	0	73	A	Sacramento St.		1	1	127	H	Harvard		2	1
												73	H	Sacramento St.		2	3	137	H	UC Irvine		3	2
												87	A	Cal St. Fullerton		2	0	177	H	Army		1	0
												94	H	Temple		4	1	178	H	Valparaiso		1	0
																		180	A	Seattle		0	1
LAST 10 GAMES																							
						72	H	UC Santa Barbara		1	0	73	A	Sacramento St.		1	1						
						40	A	UC Davis		1	0	137	H	UC Irvine		3	2						
						73	H	Sacramento St.		2	3	39	H	Cal St. Northridge		0	1						
						72	A	UC Santa Barbara		2	1	102	A	UC Riverside		2	3						
						40	H	UC Davis		1	0	87	A	Cal St. Fullerton		2	0						

Non-Div. I Games:

Cal Poly

Average RPI Win: 133		WON-LOST	WINNING	LAST 10	STRENGTH OF	OPP. STRENGTH	TEAM	ADJ	CONF.	ADJ CONF.				
Average RPI Loss: 49		RECORD	PCT. RANK	GAMES	SCHEDULE	OF SCHEDULE	RPI	RPI	RPI	RPI				
DIV. I ONLY		11-5-1	.67647	33	6-3-1	106	91	52	.54049	50	13	11		
DIV. I NON-CONF.		6-2-1	.72222	38	1-0-1	81	95	48	.54824	48	13	13		
<hr/>														
TOTALS		RPI 1-25	RPI 26-50		W-L RECORDS		RPI 51-100		RPI 101-150		RPI 150+			
11-5-1		0-1-0	0-1-0		OVERALL		0-3-0		8-0-1		3-0-0			
5-2-0		0-0-0	0-0-0		HOME		0-2-0		3-0-0		2-0-0			
5-2-1		0-0-0	0-1-0		AWAY		0-1-0		5-0-1		0-0-0			
1-1-0		0-1-0	0-0-0		NEUTRAL		0-0-0		0-0-0		1-0-0			
6-2-1		0-1-0	0-1-0		NON-CONFERENCE		0-0-0		4-0-1		2-0-0			
3-0-0		0-0-0	0-0-0		HOME		0-0-0		2-0-0		1-0-0			
2-1-1		0-0-0	0-0-		AWAY		0-0-0		2-0-1		0-0-0			
1-1-0		0-1-0	0-0-0		NEUTRAL		0-0-0		0-0-0		1-0-0			
5-3-0		0-0-0	0-0-0		CONFERENCE		0-3-0		4-0-0		1-0-0			
2-2-0		0-0-0	0-0-0		HOME		0-2-0		1-0-0		1-0-0			
3-1-0		0-0-0	0-0-0		AWAY		0-1-0		3-0-0		0-0-0			
0-0-0		0-0-0	0-0-0		NEUTRAL		0-0-0		0-0-0		0-0-0			
RPI	S	Opponent	Score		RPI	S	Opponent	Score		RPI	S	Opponent	Score	
13	N	Charlotte	0	3	43	A	Villanova	1	4	53	H	UMBC	0	1
										63	A	Vermont	1	2
										74	H	Boston U.	1	2
										105	A	Fairleigh Dickinson	5	0
										114	A	Hartford	2	1
										115	H	Fordham	2	1
										128	A	Binghamton	2	1
										128	H	Binghamton	5	4
										131	H	Lehigh	1	0
										134	A	Sacred Heart	2	1
										138	A	Albany (NY)	1	0
										143	A	Central Conn. St.	1	1
										155	H	Buffalo	4	0
										156	H	New Hampshire	2	0
										159	N	Saint Joseph's	2	0
					LAST 10 GAMES									
					128	H	Binghamton	5	4	128	A	Binghamton	2	1
					63	A	Vermont	1	2	74	H	Boston U.	1	2
					156	H	New Hampshire	2	0	138	A	Albany (NY)	1	0
					53	H	UMBC	0	1	143	A	Central Conn. St.	1	1
					114	A	Hartford	2	1	134	A	Sacred Heart	2	1

Non-Div. I Games:

Stony Brook

Average RPI Win: 130		WON-LOST RECORD		WINNING PCT. RANK		LAST 10 GAMES		STRENGTH OF SCHEDULE		OPP. STRENGTH OF SCHEDULE		TEAM RPI		ADJ RPI		CONF. RPI		ADJ CONF. RPI	
DIV. I ONLY		10-5-3		.63889 49		5-4-1		71		78		53		.53905 51		11		10	
DIV. I NON-CONF.		5-1-2		.75 31		0-0-0		53		61		43		.55324 46		7		7	
TOTALS		RPI 1-25		RPI 26-50		W-L RECORDS		RPI 51-100		RPI 101-150		RPI 150+							
10-5-3		1-3-0		0-0-2		OVERALL		0-1-0		6-1-1		3-0-0							
7-1-2		1-1-0		0-0-2		HOME		0-0-0		3-0-0		3-0-0							
1-4-1		0-2-0		0-0-0		AWAY		0-1-0		1-1-1		0-0-0							
2-0-0		0-0-0		0-0-0		NEUTRAL		0-0-0		2-0-0		0-0-0							
5-1-2		1-1-0		0-0-2		NON-CONFERENCE		0-0-0		2-0-0		2-0-0							
3-0-2		1-0-0		0-0-2		HOME		0-0-0		0-0-0		2-0-0							
0-1-0		0-1-0		0-0-		AWAY		0-0-0		0-0-0		0-0-0							
2-0-0		0-0-0		0-0-0		NEUTRAL		0-0-0		2-0-0		0-0-0							
5-4-1		0-2-0		0-0-0		CONFERENCE		0-1-0		4-1-1		1-0-0							
4-1-0		0-1-0		0-0-0		HOME		0-0-0		3-0-0		1-0-0							
1-3-1		0-1-0		0-0-0		AWAY		0-1-0		1-1-1		0-0-0							
0-0-0		0-0-0		0-0-0		NEUTRAL		0-0-0		0-0-0		0-0-0							
RPI S	Opponent	Score		RPI S	Opponent	Score		RPI S	Opponent	Score		RPI S	Opponent	Score					
9 H	Saint Louis	2	1	31 H	Drexel	3	3	57 A	CSU Bakersfield	0	2	106 H	San Jose St.	4	0				
12 A	New Mexico	0	1	40 H	UC Davis	1	1					107 N	Fairfield	2	1				
12 H	New Mexico	0	2									112 A	Air Force	0	1				
13 A	Charlotte	1	2									112 H	Air Force	3	2				
												116 N	Northern Ill.	3	2				
												136 A	UNLV	3	0				
												145 A	Houston Baptist	1	1				
												145 H	Houston Baptist	6	0				
												180 H	Seattle	1	0				
												183 H	Presbyterian	3	1				
												202 H	Oral Roberts	4	0				
				LAST 10 GAMES															
				112 H	Air Force	3	2	12 H	New Mexico	0	2								
				136 A	UNLV	3	0	145 H	Houston Baptist	6	0								
				57 A	CSU Bakersfield	0	2	12 A	New Mexico	0	1								
				180 H	Seattle	1	0	145 A	Houston Baptist	1	1								
				106 H	San Jose St.	4	0	112 A	Air Force	0	1								

Non-Div. I Games:

Denver

Average RPI Win: 111		WON-LOST	WINNING	LAST 10	STRENGTH OF		OPP. STRENGTH	TEAM	ADJ	CONF.	ADJ CONF.				
Average RPI Loss: 66		RECORD	PCT. RANK	GAMES	SCHEDULE		OF SCHEDULE	RPI	RPI	RPI	RPI				
DIV. I ONLY		10-6-1	.61765	59	7-2-1		81	85	56	.53868	52	15	14		
DIV. I NON-CONF.		3-4-0	.42857	125	0-0-0		41	41	39	.56834	37	6	6		
TOTALS		RPI 1-25	RPI 26-50		W-L RECORDS		RPI 51-100		RPI 101-150		RPI 150+				
10-6-1		0-1-0	1-1-0		OVERALL		5-3-1		2-1-0		2-0-0				
5-4-1		0-1-0	0-1-0		HOME		2-1-1		2-1-0		1-0-0				
5-1-0		0-0-0	1-0-0		AWAY		3-1-0		0-0-0		1-0-0				
0-1-0		0-0-0	0-0-0		NEUTRAL		0-1-0		0-0-0		0-0-0				
3-4-0		0-1-0	1-1-0		NON-CONFERENCE		1-1-0		1-1-0		0-0-0				
1-3-0		0-1-0	0-1-0		HOME		0-0-0		1-1-0		0-0-0				
2-0-0		0-0-0	1-0-		AWAY		1-0-0		0-0-0		0-0-0				
0-1-0		0-0-0	0-0-0		NEUTRAL		0-1-0		0-0-0		0-0-0				
7-2-1		0-0-0	0-0-0		CONFERENCE		4-2-1		1-0-0		2-0-0				
4-1-1		0-0-0	0-0-0		HOME		2-1-1		1-0-0		1-0-0				
3-1-0		0-0-0	0-0-0		AWAY		2-1-0		0-0-0		1-0-0				
0-0-0		0-0-0	0-0-0		NEUTRAL		0-0-0		0-0-0		0-0-0				
RPI S	Opponent	Score		RPI S	Opponent	Score		RPI S	Opponent	Score		RPI S	Opponent	Score	
14 H	Creighton	0	1	38 H	California	1	2	55 A	St. Mary's (CA)	0	1	106 H	San Jose St.	3	5
				42 A	Duke	2	1	55 H	St. Mary's (CA)	0	0	120 H	Loyola Marymount	1	0
								65 A	Stanford	2	1	149 H	NJIT	2	0
								80 N	North Carolina St.	1	2	174 A	Gonzaga	1	0
								91 H	San Diego	2	0	174 H	Gonzaga	3	1
								99 A	San Francisco	1	0				
								99 H	San Francisco	2	1				
								100 A	Portland	3	2				
								100 H	Portland	1	2				
				LAST 10 GAMES											
				99 A	San Francisco	1	0	100 A	Portland	3	2				
				55 H	St. Mary's (CA)	0	0	99 H	San Francisco	2	1				
				174 H	Gonzaga	3	1	55 A	St. Mary's (CA)	0	1				
				100 H	Portland	1	2	120 H	Loyola Marymount	1	0				
				174 A	Gonzaga	1	0	91 H	San Diego	2	0				

Non-Div. I Games:

Santa Clara

UMBC				Through Games Of November 4, 2012							
Average RPI Win: 132		WON-LOST	WINNING	LAST 10	STRENGTH OF	OPP. STRENGTH	TEAM	ADJ	CONF.	ADJ CONF.	
Average RPI Loss: 71		RECORD	PCT. RANK	GAMES	SCHEDULE	OF SCHEDULE	RPI	RPI	RPI	RPI	
DIV. I ONLY		10-4-4	.66667 38	6-2-2	80	128	55	.53725 53	13	11	
DIV. I NON-CONF.		6-2-3	.68182 51	2-0-1	73	158	52	.53846 51	13	13	
TOTALS		RPI 1-25	RPI 26-50		W-L RECORDS		RPI 51-100		RPI 101-150		RPI 150+
10-4-4		0-1-1	2-0-0		OVERALL		1-2-1		3-1-1		4-0-1
6-1-3		0-0-1	1-0-0		HOME		1-1-1		2-0-1		2-0-0
4-3-1		0-1-0	1-0-0		AWAY		0-1-0		1-1-0		2-0-1
0-0-0		0-0-0	0-0-0		NEUTRAL		0-0-0		0-0-0		0-0-0
6-2-3		0-1-1	1-0-0		NON-CONFERENCE		0-1-1		1-0-1		4-0-0
3-0-3		0-0-1	1-0-0		HOME		0-0-1		0-0-1		2-0-0
3-2-0		0-1-0	0-0-		AWAY		0-1-0		1-0-0		2-0-0
0-0-0		0-0-0	0-0-0		NEUTRAL		0-0-0		0-0-0		0-0-0
4-2-1		0-0-0	1-0-0		CONFERENCE		1-1-0		2-1-0		0-0-1
3-1-0		0-0-0	0-0-0		HOME		1-1-0		2-0-0		0-0-0
1-1-1		0-0-0	1-0-0		AWAY		0-0-0		0-1-0		0-0-1
0-0-0		0-0-0	0-0-0		NEUTRAL		0-0-0		0-0-0		0-0-0
RPI S	Opponent	Score		RPI S	Opponent	Score		RPI S	Opponent	Score	
4 A	Maryland	1	3	44 H	Loyola Maryland	2	0	63 H	Vermont	1	2
21 H	VCU	1	1	50 A	Stony Brook	1	0	74 H	Boston U.	5	1
								78 A	George Mason	1	2
								85 H	La Salle	0	0

Non-Div. I Games:

UMBC

Average RPI Win: 134		WON-LOST	WINNING	LAST 10	STRENGTH OF	OPP. STRENGTH	TEAM	ADJ	CONF.	ADJ CONF.			
Average RPI Loss: 125		RECORD	PCT. RANK	GAMES	SCHEDULE	OF SCHEDULE	RPI	RPI	RPI	RPI			
DIV. I ONLY		11-1-4	.8125	12	8-1-1	150	158	51	.53585	54	17	17	
DIV. I NON-CONF.		6-0-3	.83333	17	3-0-0	161	133	57	.53509	55	19	19	
<hr/>													
TOTALS		RPI 1-25		RPI 26-50		W-L RECORDS		RPI 51-100		RPI 101-150		RPI 150+	
11-1-4		0-0-0		2-0-0		OVERALL		0-0-1		2-1-1		7-0-2	
5-0-1		0-0-0		1-0-0		HOME		0-0-0		2-0-0		2-0-1	
6-1-1		0-0-0		1-0-0		AWAY		0-0-1		0-1-0		5-0-0	
0-0-2		0-0-0		0-0-0		NEUTRAL		0-0-0		0-0-1		0-0-1	
6-0-3		0-0-0		1-0-0		NON-CONFERENCE		0-0-1		0-0-1		5-0-1	
2-0-0		0-0-0		0-0-0		HOME		0-0-0		0-0-0		2-0-0	
4-0-1		0-0-0		1-0-		AWAY		0-0-1		0-0-0		3-0-0	
0-0-2		0-0-0		0-0-0		NEUTRAL		0-0-0		0-0-1		0-0-1	
5-1-1		0-0-0		1-0-0		CONFERENCE		0-0-0		2-1-0		2-0-1	
3-0-1		0-0-0		1-0-0		HOME		0-0-0		2-0-0		0-0-1	
2-1-0		0-0-0		0-0-0		AWAY		0-0-0		0-1-0		2-0-0	
0-0-0		0-0-0		0-0-0		NEUTRAL		0-0-0		0-0-0		0-0-0	
RPI	S	Opponent	Score	RPI	S	Opponent	Score	RPI	S	Opponent	Score		
				37	A	Syracuse	2 1	63	A	Vermont	0 0		
				44	H	Loyola Maryland	2 1						
										107	H	Fairfield	1 0
										119	H	Iona	1 0
										121	N	Pittsburgh	1 1
										125	A	Siena	0 1
										152	A	Duquesne	4 2
										153	A	Canisius	3 2
										156	N	New Hampshire	0 0
										163	H	Saint Francis (PA)	2 1
										167	A	St. Bonaventure	3 2
										168	A	Wright St.	3 0
										175	A	Marist	2 1
										187	H	Green Bay	3 1
										197	H	Rider	0 0
<hr/>													
LAST 10 GAMES													
				119	H	Iona	1 0	197	H	Rider	0 0		
				107	H	Fairfield	1 0	44	H	Loyola Maryland	2 1		
				175	A	Marist	2 1	167	A	St. Bonaventure	3 2		
				125	A	Siena	0 1	163	H	Saint Francis (PA)	2 1		
				153	A	Canisius	3 2	168	A	Wright St.	3 0		

Non-Div. I Games:

Niagara

Average RPI Win:	111	WON-LOST RECORD	WINNING PCT. RANK	LAST 10 GAMES	STRENGTH OF SCHEDULE	OPP. STRENGTH OF SCHEDULE	TEAM RPI	ADJ RPI	CONF. RPI	ADJ CONF. RPI					
Average RPI Loss:	68														
DIV. I ONLY		9-3-5	.67647	33	5-2-3	105	82	58	.53552	55	15	14			
DIV. I NON-CONF.		4-1-2	.71429	41	0-0-0	45	44	38	.56858	36	6	6			
<hr/>															
TOTALS	RPI 1-25	RPI 26-50		W-L RECORDS		RPI 51-100		RPI 101-150		RPI 150+					
9-3-5	0-1-0	1-0-0		OVERALL		3-2-4		3-0-1		2-0-0					
4-2-3	0-1-0	0-0-0		HOME		2-1-2		1-0-1		1-0-0					
4-1-2	0-0-0	1-0-0		AWAY		1-1-2		1-0-0		1-0-0					
1-0-0	0-0-0	0-0-0		NEUTRAL		0-0-0		1-0-0		0-0-0					
<hr/>															
4-1-2	0-1-0	1-0-0		NON-CONFERENCE		0-0-2		3-0-0		0-0-0					
1-1-1	0-1-0	0-0-0		HOME		0-0-1		1-0-0		0-0-0					
2-0-1	0-0-0	1-0-		AWAY		0-0-1		1-0-0		0-0-0					
1-0-0	0-0-0	0-0-0		NEUTRAL		0-0-0		1-0-0		0-0-0					
<hr/>															
5-2-3	0-0-0	0-0-0		CONFERENCE		3-2-2		0-0-1		2-0-0					
3-1-2	0-0-0	0-0-0		HOME		2-1-1		0-0-1		1-0-0					
2-1-1	0-0-0	0-0-0		AWAY		1-1-1		0-0-0		1-0-0					
0-0-0	0-0-0	0-0-0		NEUTRAL		0-0-0		0-0-0		0-0-0					
<hr/>															
RPI S	Opponent	Score		RPI S	Opponent	Score		RPI S	Opponent	Score					
14 H	Creighton	0	1	40 A	UC Davis	2	0	52 A	Santa Clara	0	0				
								101 A	UNC Wilmington	1	0				
								52 H	Santa Clara	1	0	120 H	Loyola Marymount	2	2
								57 H	CSU Bakersfield	1	1	124 N	Appalachian St.	2	0
								73 A	Sacramento St.	0	0	136 H	UNLV	2	1
								91 H	San Diego	2	3	174 A	Gonzaga	2	0
								99 A	San Francisco	1	2	174 H	Gonzaga	2	1
								99 H	San Francisco	1	1				
								100 A	Portland	1	0				
								100 H	Portland	3	2				
								<hr/>							
LAST 10 GAMES															
99 H San Francisco				1	1	174 A Gonzaga				2	0				
52 A Santa Clara				0	0	99 A San Francisco				1	2				
100 H Portland				3	2	52 H Santa Clara				1	0				
174 H Gonzaga				2	1	91 H San Diego				2	3				
100 A Portland				1	0	120 H Loyola Marymount				2	2				

Non-Div. I Games:

St. Mary's (CA)

Average RPI Win:	92	WON-LOST	WINNING	LAST 10	STRENGTH OF	OPP. STRENGTH	TEAM	ADJ	CONF.	ADJ CONF.		
Average RPI Loss:	74	RECORD	PCT. RANK	GAMES	SCHEDULE	OF SCHEDULE	RPI	RPI	RPI	RPI		
DIV. I ONLY		8-6-3	.55882	75	5-3-2	49	33	54	.53548	56	5	5
DIV. I NON-CONF.		4-4-1	.5	88	1-1-0	77	68	74	.51387	77	5	5
<hr/>												
TOTALS	RPI 1-25	RPI 26-50		W-L RECORDS		RPI 51-100		RPI 101-150		RPI 150+		
8-6-3	1-1-1	1-0-1		OVERALL		1-4-1		4-1-0		1-0-0		
5-2-1	1-0-1	1-0-0		HOME		0-2-0		2-0-0		1-0-0		
2-2-2	0-0-0	0-0-1		AWAY		1-1-1		1-1-0		0-0-0		
1-2-0	0-1-0	0-0-0		NEUTRAL		0-1-0		1-0-0		0-0-0		
<hr/>												
4-4-1	0-1-0	0-0-0		NON-CONFERENCE		0-2-1		3-1-0		1-0-0		
3-1-0	0-0-0	0-0-0		HOME		0-1-0		2-0-0		1-0-0		
0-1-1	0-0-0	0-0-		AWAY		0-0-1		0-1-0		0-0-0		
1-2-0	0-1-0	0-0-0		NEUTRAL		0-1-0		1-0-0		0-0-0		
<hr/>												
4-2-2	1-0-1	1-0-1		CONFERENCE		1-2-0		1-0-0		0-0-0		
2-1-1	1-0-1	1-0-0		HOME		0-1-0		0-0-0		0-0-0		
2-1-1	0-0-0	0-0-1		AWAY		1-1-0		1-0-0		0-0-0		
0-0-0	0-0-0	0-0-0		NEUTRAL		0-0-0		0-0-0		0-0-0		
<hr/>												
RPI S	Opponent	Score		RPI S	Opponent	Score		RPI S	Opponent	Score		
17 N	Washington	0	1	26 A	Kentucky	2	2	61 N	Col. of Charleston	0	2	
18 H	Tulsa	2	2	29 H	UAB	3	1	105 N	Fairleigh Dickinson	1	0	
22 H	SMU	2	1					62 A	South Carolina	2	1	
								66 A	Furman	2	2	
								67 H	Marshall	0	1	
								71 A	UCF	3	4	
								82 H	Wisconsin	3	4	
								122 A	FIU	2	1	
								129 H	Central Ark.	1	0	
								146 A	Missouri St.	0	1	
								158 H	Belmont	2	1	
<hr/>												
				LAST 10 GAMES								
				22 H SMU		2 1		18 H Tulsa				
				29 H UAB		3 1		129 H Central Ark.				
				122 A FIU		2 1		146 A Missouri St.				
				71 A UCF		3 4		26 A Kentucky				
				62 A South Carolina		2 1		67 H Marshall				

Non-Div. I Games:

Memphis

Average RPI Win:		121	WON-LOST RECORD		WINNING PCT. RANK		LAST 10 GAMES		STRENGTH OF SCHEDULE		OPP. STRENGTH OF SCHEDULE		TEAM RPI		ADJ RPI		CONF. RPI		ADJ CONF. RPI				
DIV. I ONLY			9-4-5		.63889 49		6-3-1		99		54		63		.53535 57		11		10				
DIV. I NON-CONF.			3-1-4		.625 64		0-0-0		30		25		32		.57872 29		7		7				
TOTALS		RPI 1-25		RPI 26-50		W-L RECORDS		RPI 51-100		RPI 101-150		RPI 150+											
9-4-5		0-1-2		0-0-1		OVERALL		3-1-1		4-2-1		2-0-0											
5-1-2		0-0-0		0-0-1		HOME		3-0-0		1-1-1		1-0-0											
4-3-2		0-1-1		0-0-0		AWAY		0-1-1		3-1-0		1-0-0											
0-0-1		0-0-1		0-0-0		NEUTRAL		0-0-0		0-0-0		0-0-0											
3-1-4		0-0-2		0-0-1		NON-CONFERENCE		2-1-1		1-0-0		0-0-0											
2-0-1		0-0-0		0-0-1		HOME		2-0-0		0-0-0		0-0-0											
1-1-2		0-0-1		0-0-		AWAY		0-1-1		1-0-0		0-0-0											
0-0-1		0-0-1		0-0-0		NEUTRAL		0-0-0		0-0-0		0-0-0											
6-3-1		0-1-0		0-0-0		CONFERENCE		1-0-0		3-2-1		2-0-0											
3-1-1		0-0-0		0-0-0		HOME		1-0-0		1-1-1		1-0-0											
3-2-0		0-1-0		0-0-0		AWAY		0-0-0		2-1-0		1-0-0											
0-0-0		0-0-0		0-0-0		NEUTRAL		0-0-0		0-0-0		0-0-0											
RPI	S	Opponent		Score		RPI	S	Opponent		Score		RPI	S	Opponent		Score							
12	A	New Mexico		0 2		40	H	UC Davis		0 0		51	H	Denver		2 0		102	A	UC Riverside		2 0	
17	N	Washington		0 0								55	A	St. Mary's (CA)		1 1		106	A	San Jose St.		0 1	
22	A	SMU		1 1								73	H	Sacramento St.		4 0		106	H	San Jose St.		1 2	
												87	H	Cal St. Fullerton		2 1		112	H	Air Force		1 1	
												100	A	Portland		1 2		136	A	UNLV		1 0	
																		136	H	UNLV		5 1	
																		145	A	Houston Baptist		4 1	
																		180	A	Seattle		6 2	
																		180	H	Seattle		4 3	
						LAST 10 GAMES																	
						136	A	UNLV		1 0		180	A	Seattle		6 2							
						112	H	Air Force		1 1		106	A	San Jose St.		0 1							
						51	H	Denver		2 0		180	H	Seattle		4 3							
						12	A	New Mexico		0 2		106	H	San Jose St.		1 2							
						145	A	Houston Baptist		4 1		136	H	UNLV		5 1							

Non-Div. I Games:

CSU Bakersfield

Average RPI Win: 116		WON-LOST RECORD		WINNING PCT. RANK		LAST 10 GAMES		STRENGTH OF SCHEDULE		OPP. STRENGTH OF SCHEDULE		TEAM RPI		ADJ RPI		CONF. RPI		ADJ CONF. RPI	
DIV. I ONLY		6-8-4		.44444 116		5-3-2		38		11		73		.5346 58		1		1	
DIV. I NON-CONF.		3-6-1		.35 145		2-2-0		109		29		115		.47613 112		2		2	
TOTALS		RPI 1-25		RPI 26-50		W-L RECORDS		RPI 51-100		RPI 101-150		RPI 150+							
6-8-4		1-3-2		0-2-1		OVERALL		1-3-0		2-0-1		2-0-0							
4-3-1		0-1-1		0-1-0		HOME		1-1-0		1-0-0		2-0-0							
2-4-3		1-1-1		0-1-1		AWAY		0-2-0		1-0-1		0-0-0							
0-1-0		0-1-0		0-0-0		NEUTRAL		0-0-0		0-0-0		0-0-0							
3-6-1		0-2-0		0-1-0		NON-CONFERENCE		0-3-0		1-0-1		2-0-0							
2-2-0		0-0-0		0-1-0		HOME		0-1-0		0-0-0		2-0-0							
1-3-1		0-1-0		0-0-		AWAY		0-2-0		1-0-1		0-0-0							
0-1-0		0-1-0		0-0-0		NEUTRAL		0-0-0		0-0-0		0-0-0							
3-2-3		1-1-2		0-1-1		CONFERENCE		1-0-0		1-0-0		0-0-0							
2-1-1		0-1-1		0-0-0		HOME		1-0-0		1-0-0		0-0-0							
1-1-2		1-0-1		0-1-1		AWAY		0-0-0		0-0-0		0-0-0							
0-0-0		0-0-0		0-0-0		NEUTRAL		0-0-0		0-0-0		0-0-0							
RPI	S	Opponent		Score		RPI	S	Opponent		Score		RPI	S	Opponent		Score			
1	N	Notre Dame		1	2	29	H	UAB		0	2	62	A	South Carolina		0	1		
4	A	Maryland		2	2	30	A	Boston College		0	0	66	A	Furman		2	3		
8	H	North Carolina		0	2	42	A	Duke		0	2	80	H	North Carolina St.		2	1		
10	A	Indiana		0	3							89	H	San Diego St.		0	1		
15	A	Virginia		2	0														
16	H	Wake Forest		1	1														
LAST 10 GAMES																			
		118 H Virginia Tech		3	0			66 A Furman		2	3			8 H North Carolina		0	2		
		4 A Maryland		2	2			89 H San Diego St.		0	1			140 A UNC Greensboro		2	0		
		164 H Gardner-Webb		5	0			15 A Virginia		2	0			80 H North Carolina St.		2	1		
		30 A Boston College		0	0														

Non-Div. I Games:

Clemson

Average RPI Win:		89	WON-LOST RECORD		WINNING PCT. RANK		LAST 10 GAMES		STRENGTH OF SCHEDULE		OPP. STRENGTH OF SCHEDULE		TEAM RPI		ADJ RPI		CONF. RPI		ADJ CONF. RPI	
DIV. I ONLY			8-10-1		.44737 115		4-5-1		21		63		65		.52975 61		9		9	
DIV. I NON-CONF.			4-7-0		.36364 138		0-2-0		10		33		45		.55284 47		9		9	
TOTALS		RPI 1-25		RPI 26-50		W-L RECORDS		RPI 51-100		RPI 101-150		RPI 150+								
8-10-1		1-2-0		0-2-0		OVERALL		3-3-1		4-2-0		0-1-0								
5-4-1		0-2-0		0-0-0		HOME		2-0-1		3-1-0		0-1-0								
2-5-0		1-0-0		0-2-0		AWAY		0-3-0		1-0-0		0-0-0								
1-1-0		0-0-0		0-0-0		NEUTRAL		1-0-0		0-1-0		0-0-0								
4-7-0		0-2-0		0-2-0		NON-CONFERENCE		3-2-0		1-1-0		0-0-0								
3-2-0		0-2-0		0-0-0		HOME		2-0-0		1-0-0		0-0-0								
0-4-0		0-0-0		0-0-		AWAY		0-2-0		0-0-0		0-0-0								
1-1-0		0-0-0		0-0-0		NEUTRAL		1-0-0		0-1-0		0-0-0								
4-3-1		1-0-0		0-0-0		CONFERENCE		0-1-1		3-1-0		0-1-0								
2-2-1		0-0-0		0-0-0		HOME		0-0-1		2-1-0		0-1-0								
2-1-0		1-0-0		0-0-0		AWAY		0-1-0		1-0-0		0-0-0								
0-0-0		0-0-0		0-0-0		NEUTRAL		0-0-0		0-0-0		0-0-0								
RPI	S	Opponent		Score		RPI	S	Opponent		Score		RPI	S	Opponent		Score				
4	H	Maryland		2	3	33	A	Rutgers		0	1	56	N	Memphis		2	0			
8	H	North Carolina		0	3	36	A	Coastal Caro.		1	3	62	A	South Carolina		0	1			
20	A	Elon		3	2							64	H	Dayton		1	0			
												65	H	Stanford		2	1			
												66	A	Furman		0	1			
												68	H	Wofford		0	0			
												97	A	Monmouth		0	1			
												101	N	UNC Wilmington		0	2			
												111	H	Winthrop		4	2			
												124	H	Appalachian St.		3	0			
												124	H	Appalachian St.		1	2			
												135	H	Davidson		5	0			
												140	A	UNC Greensboro		2	1			
												161	H	Ga. Southern		1	2			
LAST 10 GAMES																				
124	H	Appalachian St.		1	2	8	H	North Carolina		0	3	140	A	UNC Greensboro		2	1			
68	H	Wofford		0	0							124	H	Appalachian St.		3	0			
161	H	Ga. Southern		1	2							66	A	Furman		0	1			
135	H	Davidson		5	0							4	H	Maryland		2	3			
20	A	Elon		3	2															

Non-Div. I Games:

Col. of Charleston

Average RPI Win:		48	WON-LOST RECORD		WINNING PCT. RANK		LAST 10 GAMES		STRENGTH OF SCHEDULE		OPP. STRENGTH OF SCHEDULE		TEAM RPI		ADJ RPI		CONF. RPI		ADJ CONF. RPI			
Average RPI Loss:		38																				
DIV. I ONLY			5-11-2		.33333 158		2-7-1		6		20		69		.52946 62		5		5			
DIV. I NON-CONF.			3-6-1		.35 145		0-3-0		5		19		56		.53807 52		5		5			
TOTALS		RPI 1-25		RPI 26-50		W-L RECORDS		RPI 51-100		RPI 101-150		RPI 150+										
5-11-2		1-5-0		1-2-1		OVERALL		3-4-0		0-0-1		0-0-0										
3-5-2		0-1-0		0-2-1		HOME		3-2-0		0-0-1		0-0-0										
2-5-0		1-4-0		1-0-0		AWAY		0-1-0		0-0-0		0-0-0										
0-1-0		0-0-0		0-0-0		NEUTRAL		0-1-0		0-0-0		0-0-0										
3-6-1		1-3-0		0-1-1		NON-CONFERENCE		2-2-0		0-0-0		0-0-0										
2-3-1		0-1-0		0-1-1		HOME		2-1-0		0-0-0		0-0-0										
1-2-0		1-2-0		0-0-		AWAY		0-0-0		0-0-0		0-0-0										
0-1-0		0-0-0		0-0-0		NEUTRAL		0-1-0		0-0-0		0-0-0										
2-5-1		0-2-0		1-1-0		CONFERENCE		1-2-0		0-0-1		0-0-0										
1-2-1		0-0-0		0-1-0		HOME		1-1-0		0-0-1		0-0-0										
1-3-0		0-2-0		1-0-0		AWAY		0-1-0		0-0-0		0-0-0										
0-0-0		0-0-0		0-0-0		NEUTRAL		0-0-0		0-0-0		0-0-0										
RPI	S	Opponent		Score		RPI	S	Opponent		Score		RPI	S	Opponent		Score						
13	A	Charlotte		2	3	26	A	Kentucky		1	0	56	H	Memphis		1	2	122	H	FIU	1	1
16	A	Wake Forest		1	3	29	H	UAB		3	4	58	H	Clemson		1	0					
18	A	Tulsa		0	4	36	H	Coastal Caro.		2	3	61	H	Col. of Charleston		1	0					
19	H	St. John's (NY)		0	2	41	H	Northwestern		0	0	67	A	Marshall		1	2					
22	A	SMU		1	2							68	H	Wofford		2	3					
25	A	South Fla.		1	0							69	N	FGCU		0	3					
												71	H	UCF		2	1					
LAST 10 GAMES																						
						26	A	Kentucky		1	0	67	A	Marshall		1	2					
						16	A	Wake Forest		1	3	29	H	UAB		3	4					
						36	H	Coastal Caro.		2	3	71	H	UCF		2	1					
						56	H	Memphis		1	2	122	H	FIU		1	1					
						68	H	Wofford		2	3	22	A	SMU		1	2					

Non-Div. I Games:

South Carolina

Average RPI Win:	106	WON-LOST	WINNING	LAST 10	STRENGTH OF	OPP. STRENGTH	TEAM	ADJ	CONF.	ADJ CONF.	
Average RPI Loss:	91	RECORD	PCT. RANK	GAMES	SCHEDULE	OF SCHEDULE	RPI	RPI	RPI	RPI	
DIV. I ONLY	8-4-5	.61765	59	6-1-3	62	93	61	.52852	63	13	11
DIV. I NON-CONF.	3-4-3	.45	105	1-1-1	63	92	55	.53413	58	13	13
<hr/>											
TOTALS	RPI 1-25	RPI 26-50		W-L RECORDS	RPI 51-100		RPI 101-150		RPI 150+		
8-4-5	0-0-0	1-1-0		OVERALL	2-2-4		4-0-0		1-1-1		
4-1-2	0-0-0	1-0-0		HOME	0-1-1		2-0-0		1-0-1		
4-3-3	0-0-0	0-1-0		AWAY	2-1-3		2-0-0		0-1-0		
0-0-0	0-0-0	0-0-0		NEUTRAL	0-0-0		0-0-0		0-0-0		
<hr/>											
3-4-3	0-0-0	0-1-0		NON-CONFERENCE	1-2-3		1-0-0		1-1-0		
2-1-1	0-0-0	0-0-0		HOME	0-1-1		1-0-0		1-0-0		
1-3-2	0-0-0	0-0-		AWAY	1-1-2		0-0-0		0-1-0		
0-0-0	0-0-0	0-0-0		NEUTRAL	0-0-0		0-0-0		0-0-0		
<hr/>											
5-0-2	0-0-0	1-0-0		CONFERENCE	1-0-1		3-0-0		0-0-1		
2-0-1	0-0-0	1-0-0		HOME	0-0-0		1-0-0		0-0-1		
3-0-1	0-0-0	0-0-0		AWAY	1-0-1		2-0-0		0-0-0		
0-0-0	0-0-0	0-0-0		NEUTRAL	0-0-0		0-0-0		0-0-0		
<hr/>											
RPI	S	Opponent	Score	RPI	S	Opponent	Score	RPI	S	Opponent	Score
				28	A	Michigan	0 3	53	A	UMBC	2 1
				50	H	Stony Brook	2 1	54	H	Niagara	0 0
								59	A	Hofstra	4 1
								70	H	Dartmouth	1 3
								74	A	Boston U.	0 0
								84	A	Quinnipiac	2 2
								95	A	Colgate	1 1
								96	A	Oakland	0 1
							</				

Non-Div. I Games:

Vermont

Average RPI Win: 131		WON-LOST RECORD		WINNING PCT. RANK		LAST 10 GAMES		STRENGTH OF SCHEDULE		OPP. STRENGTH OF SCHEDULE		TEAM RPI		ADJ RPI		CONF. RPI		ADJ CONF. RPI	
DIV. I ONLY		11-5-1		.67647 33		5-4-1		133		64		59		.52844 64		12		13	
DIV. I NON-CONF.		6-2-0		.75 31		0-1-0		152		74		75		.51627 74		15		15	
TOTALS		RPI 1-25		RPI 26-50		W-L RECORDS		RPI 51-100		RPI 101-150		RPI 150+							
11-5-1		0-2-0		1-1-1		OVERALL		3-1-0		1-0-0		6-1-0							
8-1-0		0-1-0		1-0-0		HOME		2-0-0		0-0-0		5-0-0							
2-4-1		0-1-0		0-1-1		AWAY		0-1-0		1-0-0		1-1-0							
1-0-0		0-0-0		0-0-0		NEUTRAL		1-0-0		0-0-0		0-0-0							
6-2-0		0-0-0		1-1-0		NON-CONFERENCE		2-1-0		0-0-0		3-0-0							
5-0-0		0-0-0		1-0-0		HOME		1-0-0		0-0-0		3-0-0							
0-2-0		0-0-0		0-0-		AWAY		0-1-0		0-0-0		0-0-0							
1-0-0		0-0-0		0-0-0		NEUTRAL		1-0-0		0-0-0		0-0-0							
5-3-1		0-2-0		0-0-1		CONFERENCE		1-0-0		1-0-0		3-1-0							
3-1-0		0-1-0		0-0-0		HOME		1-0-0		0-0-0		2-0-0							
2-2-1		0-1-0		0-0-1		AWAY		0-0-0		1-0-0		1-1-0							
0-0-0		0-0-0		0-0-0		NEUTRAL		0-0-0		0-0-0		0-0-0							
RPI	S	Opponent		Score		RPI	S	Opponent		Score		RPI	S	Opponent		Score			
9	H	Saint Louis		0	1	26	H	Kentucky		4	3	61	A	Col. of Charleston		0	1		
21	A	VCU		2	3	32	A	SIU Edwardsville		0	1	66	N	Furman		3	2		
						35	A	Xavier		2	2	81	H	Ohio St.		3	2		
												88	H	Butler		3	1		
														133 A Richmond		5	0		
														152 A Duquesne		2	1		
														160 H Rhode Island		4	0		
														164 H Gardner-Webb		2	1		
														167 A St. Bonaventure		0	3		
														171 H Massachusetts		2	0		
														196 H IPFW		4	1		
														201 H Eastern Ill.		4	1		
				LAST 10 GAMES															
				160	H	Rhode Island		4	0	167	A	St. Bonaventure		0	3				
				171	H	Massachusetts		2	0	35	A	Xavier		2	2				
				21	A	VCU		2	3	9	H	Saint Louis		0	1				
				133	A	Richmond		5	0	88	H	Butler		3	1				
				152	A	Duquesne		2	1	32	A	SIU Edwardsville		0	1				

Non-Div. I Games:

Dayton

**F
u
r
m
a
n**

**F
u
r
m
a
n**

Furman

Average RPI Win: 134		WON-LOST	WINNING	LAST 10	STRENGTH OF	OPP. STRENGTH	TEAM	ADJ	CONF.	ADJ CONF.				
Average RPI Loss: 33		RECORD	PCT. RANK	GAMES	SCHEDULE	OF SCHEDULE	RPI	RPI	RPI	RPI				
DIV. I ONLY		10-5-1	.65625	44	4-5-0		140	68	70	.52404	67	5	5	
DIV. I NON-CONF.		7-0-1	.9375	7	1-0-0		199	183	121	.46782	117	5	5	
<hr/>														
TOTALS		RPI 1-25		RPI 26-50		W-L RECORDS		RPI 51-100		RPI 101-150		RPI 150+		
10-5-1		0-2-0		0-2-0		OVERALL		3-1-0		3-0-1		4-0-0		
3-2-0		0-0-0		0-1-0		HOME		1-1-0		1-0-0		1-0-0		
5-3-1		0-2-0		0-1-0		AWAY		2-0-0		1-0-1		2-0-0		
2-0-0		0-0-0		0-0-0		NEUTRAL		0-0-0		1-0-0		1-0-0		
7-0-1		0-0-0		0-0-0		NON-CONFERENCE		1-0-0		2-0-1		4-0-0		
1-0-0		0-0-0		0-0-0		HOME		0-0-0		0-0-0		1-0-0		
4-0-1		0-0-0		0-0-		AWAY		1-0-0		1-0-1		2-0-0		
2-0-0		0-0-0		0-0-0		NEUTRAL		0-0-0		1-0-0		1-0-0		
3-5-0		0-2-0		0-2-0		CONFERENCE		2-1-0		1-0-0		0-0-0		
2-2-0		0-0-0		0-1-0		HOME		1-1-0		1-0-0		0-0-0		
1-3-0		0-2-0		0-1-0		AWAY		1-0-0		0-0-0		0-0-0		
0-0-0		0-0-0		0-0-0		NEUTRAL		0-0-0		0-0-0		0-0-0		
RPI	S	Opponent		Score	RPI	S	Opponent		Score	RPI	S	Opponent		Score
18	A	Tulsa		0 2	26	H	Kentucky		0 1	56	A	Memphis		1 0
22	A	SMU		0 1	29	A	UAB		1 2	62	H	South Carolina		2 1
										71	H	UCF		0 1
										76	A	Evansville		2 0
										103	A	Bowling Green		0 0
										108	A	Radford		1 0
										122	H	FIU		2 0
										147	N	Liberty		2 0
										168	H	Wright St.		2 0
										196	A	IPFW		1 0
										199	A	VMI		7 0
										203	N	UNC Asheville		2 1
<hr/>														
LAST 10 GAMES														
71	H	UCF		0 1	62	H	South Carolina		2 1					
22	A	SMU		0 1	76	A	Evansville		2 0					
122	H	FIU		2 0	18	A	Tulsa		0 2					
29	A	UAB		1 2	56	A	Memphis		1 0					
26	H	Kentucky		0 1	108	A	Radford		1 0					

Non-Div. I Games: Asbury 7 0

Marshall

Average RPI Win: 117		WON-LOST	WINNING	LAST 10	STRENGTH OF	OPP. STRENGTH	TEAM	ADJ	CONF.	ADJ CONF.									
Average RPI Loss: 81		RECORD	PCT. RANK	GAMES	SCHEDULE	OF SCHEDULE	RPI	RPI	RPI	RPI									
DIV. I ONLY		10-8-1	.55263	83	5-4-1	65	105	67	.52208	68	9	9							
DIV. I NON-CONF.		7-4-0	.63636	62	2-0-0	74	98	67	.52276	66	9	9							
<hr/>																			
TOTALS		RPI 1-25		RPI 26-50		W-L RECORDS		RPI 51-100		RPI 101-150		RPI 150+							
10-8-1		1-3-0		0-0-0		OVERALL		3-1-1		3-3-0		3-1-0							
2-5-0		0-0-0		0-0-0		HOME		0-1-0		0-3-0		2-1-0							
6-3-1		1-3-0		0-0-0		AWAY		3-0-1		2-0-0		0-0-0							
2-0-0		0-0-0		0-0-0		NEUTRAL		0-0-0		1-0-0		1-0-0							
7-4-0		0-3-0		0-0-0		NON-CONFERENCE		2-0-0		2-1-0		3-0-0							
2-1-0		0-0-0		0-0-0		HOME		0-0-0		0-1-0		2-0-0							
3-3-0		0-3-0		0-0-		AWAY		2-0-0		1-0-0		0-0-0							
2-0-0		0-0-0		0-0-0		NEUTRAL		0-0-0		1-0-0		1-0-0							
3-4-1		1-0-0		0-0-0		CONFERENCE		1-1-1		1-2-0		0-1-0							
0-4-0		0-0-0		0-0-0		HOME		0-1-0		0-2-0		0-1-0							
3-0-1		1-0-0		0-0-0		AWAY		1-0-1		1-0-0		0-0-0							
0-0-0		0-0-0		0-0-0		NEUTRAL		0-0-0		0-0-0		0-0-0							
RPI	S	Opponent		Score		RPI	S	Opponent		Score		RPI	S	Opponent		Score			
8	A	North Carolina		0	1			61	A	Col. of Charleston		0	0	103	N	Bowling Green		1	0
16	A	Wake Forest		0	1			62	A	South Carolina		3	2	111	H	Winthrop		1	2
20	A	Elon		4	3			66	A	Furman		2	1	124	H	Appalachian St.		1	2
23	A	Cornell		1	2			66	H	Furman		3	4	135	H	Davidson		2	3
								95	A	Colgate		4	0	140	A	UNC Greensboro		1	0
														147	A	Liberty		3	0
														161	H	Ga. Southern		0	1
														164	H	Gardner-Webb		2	1
														179	H	USC Upstate		1	0
														195	N	Fla. Atlantic		2	1
<hr/>																			
LAST 10 GAMES																			
						66	A	Furman		2	1	62	A	South Carolina		3	2		
						61	A	Col. of Charleston		0	0	135	H	Davidson		2	3		
						66	H	Furman		3	4	20	A	Elon		4	3		
						124	H	Appalachian St.		1	2	140	A	UNC Greensboro		1	0		
						161	H	Ga. Southern		0	1	147	A	Liberty		3	0		

Non-Div. I Games:

Wofford

Average RPI Win: 148		WON-LOST RECORD		WINNING PCT. RANK		LAST 10 GAMES		STRENGTH OF SCHEDULE		OPP. STRENGTH OF SCHEDULE		TEAM RPI		ADJ RPI		CONF. RPI		ADJ CONF. RPI					
DIV. I ONLY		9-5-2		.625		56		6-2-2		82		130		64		.52098		69		21		21	
DIV. I NON-CONF.		3-4-1		.4375		119		0-1-1		11		12		16		.59422		16		20		20	
TOTALS		RPI 1-25		RPI 26-50		W-L RECORDS		RPI 51-100		RPI 101-150		RPI 150+											
9-5-2		0-4-0		0-0-0		OVERALL		1-0-1		4-0-0		4-1-1											
5-1-1		0-1-0		0-0-0		HOME		0-0-1		2-0-0		3-0-0											
2-4-1		0-3-0		0-0-0		AWAY		0-0-0		1-0-0		1-1-1											
2-0-0		0-0-0		0-0-0		NEUTRAL		1-0-0		1-0-0		0-0-0											
3-4-1		0-4-0		0-0-0		NON-CONFERENCE		1-0-1		2-0-0		0-0-0											
1-1-1		0-1-0		0-0-0		HOME		0-0-1		1-0-0		0-0-0											
0-3-0		0-3-0		0-0-		AWAY		0-0-0		0-0-0		0-0-0											
2-0-0		0-0-0		0-0-0		NEUTRAL		1-0-0		1-0-0		0-0-0											
6-1-1		0-0-0		0-0-0		CONFERENCE		0-0-0		2-0-0		4-1-1											
4-0-0		0-0-0		0-0-0		HOME		0-0-0		1-0-0		3-0-0											
2-1-1		0-0-0		0-0-0		AWAY		0-0-0		1-0-0		1-1-1											
0-0-0		0-0-0		0-0-0		NEUTRAL		0-0-0		0-0-0		0-0-0											
RPI	S	Opponent		Score		RPI	S	Opponent		Score		RPI	S	Opponent		Score							
2	A	Akron		0	4			62	N	South Carolina		3	0	109	H	East Tenn. St.		1	0				
5	A	Georgetown		0	1			71	H	UCF		2	2	119	N	Iona		2	0				
21	H	VCU		1	2									132	A	Mercer		1	0				
25	A	South Fla.		0	3									150	H	Bucknell		2	1				
														169	A	Northern Ky.		1	1				
														179	H	USC Upstate		1	0				
														184	A	Lipscomb		1	3				
														191	H	Stetson		2	0				
														192	A	Jacksonville		3	2				
														194	H	North Florida		2	0				
LAST 10 GAMES																							
						132	A	Mercer		1	0	179	H	USC Upstate		1	0						
						191	H	Stetson		2	0	184	A	Lipscomb		1	3						
						109	H	East Tenn. St.		1	0	169	A	Northern Ky.		1	1						
						192	A	Jacksonville		3	2	25	A	South Fla.		0	3						
						194	H	North Florida		2	0	71	H	UCF		2	2						

Non-Div. I Games:

FGCU

Average RPI Win:	133	WON-LOST RECORD	WINNING PCT. RANK	LAST 10 GAMES		STRENGTH OF SCHEDULE	OPP. STRENGTH OF SCHEDULE	TEAM RPI	ADJ RPI	CONF. RPI	ADJ CONF. RPI	
DIV. I ONLY		8-7-0	.53333	84	6-4-0	66	59	66	.52093	70	10	12
DIV. I NON-CONF.		4-5-0	.44444	108	2-2-0	32	47	46	.54782	49	10	10
<hr/>												
TOTALS	RPI 1-25		RPI 26-50		W-L RECORDS		RPI 51-100		RPI 101-150		RPI 150+	
8-7-0	0-4-0		0-1-0		OVERALL		2-1-0		3-0-0		3-1-0	
5-1-0	0-1-0		0-0-0		HOME		1-0-0		2-0-0		2-0-0	
2-6-0	0-3-0		0-1-0		AWAY		1-1-0		0-0-0		1-1-0	
1-0-0	0-0-0		0-0-0		NEUTRAL		0-0-0		1-0-0		0-0-0	
4-5-0	0-3-0		0-1-0		NON-CONFERENCE		2-0-0		1-0-0		1-1-0	
2-1-0	0-1-0		0-0-0		HOME		1-0-0		0-0-0		1-0-0	
1-4-0	0-2-0		0-0-		AWAY		1-0-0		0-0-0		0-1-0	
1-0-0	0-0-0		0-0-0		NEUTRAL		0-0-0		1-0-0		0-0-0	
4-2-0	0-1-0		0-0-0		CONFERENCE		0-1-0		2-0-0		2-0-0	
3-0-0	0-0-0		0-0-0		HOME		0-0-0		2-0-0		1-0-0	
1-2-0	0-1-0		0-0-0		AWAY		0-1-0		0-0-0		1-0-0	
0-0-0	0-0-0		0-0-0		NEUTRAL		0-0-0		0-0-0		0-0-0	
RPI S	Opponent	Score	RPI S	Opponent	Score	RPI S	Opponent	Score	RPI S	Opponent	Score	
6 A	Connecticut	1 2	30 A	Boston College	0 1	63 A	Vermont	3 1	127 H	Harvard	3 1	
12 A	New Mexico	2 3				75 A	Princeton	1 2	142 H	Yale	1 0	
22 H	SMU	1 2				95 H	Colgate	1 0	146 N	Missouri St.	1 0	
23 A	Cornell	1 2							151 H	Holy Cross	3 1	
									166 H	Penn	3 1	
									170 A	Columbia	2 1	
									171 A	Massachusetts	0 2	
								</				

Non-Div. I Games:

Dartmouth

Average RPI Win:	126	WON-LOST RECORD	WINNING PCT. RANK	LAST 10 GAMES	STRENGTH OF SCHEDULE	OPP. STRENGTH OF SCHEDULE	TEAM RPI	ADJ RPI	CONF. RPI	ADJ CONF. RPI
DIV. I ONLY		10-6-3	.60526 66	3-6-1	118	45	74	.51625 72	6	6
DIV. I NON-CONF.		6-1-2	.77778 26	0-1-0	171	71	104	.48601 101	8	8
<hr/>										
TOTALS	RPI 1-25	RPI 26-50		W-L RECORDS	RPI 51-100		RPI 101-150		RPI 150+	
10-6-3	0-0-1	0-5-0		OVERALL	3-1-2		4-0-0		3-0-0	
4-4-1	0-0-1	0-3-0		HOME	1-1-0		2-0-0		1-0-0	
6-2-1	0-0-0	0-2-0		AWAY	2-0-1		2-0-0		2-0-0	
0-0-1	0-0-0	0-0-0		NEUTRAL	0-0-1		0-0-0		0-0-0	
<hr/>										
6-1-2	0-0-1	0-0-0		NON-CONFERENCE	1-1-1		2-0-0		3-0-0	
2-1-1	0-0-1	0-0-0		HOME	0-1-0		1-0-0		1-0-0	
4-0-0	0-0-0	0-0-		AWAY	1-0-0		1-0-0		2-0-0	
0-0-1	0-0-0	0-0-0		NEUTRAL	0-0-1		0-0-0		0-0-0	
<hr/>										
4-5-1	0-0-0	0-5-0		CONFERENCE	2-0-1		2-0-0		0-0-0	
2-3-0	0-0-0	0-3-0		HOME	1-0-0		1-0-0		0-0-0	
2-2-1	0-0-0	0-2-0		AWAY	1-0-1		1-0-0		0-0-0	
0-0-0	0-0-0	0-0-0		NEUTRAL	0-0-0		0-0-0		0-0-0	
<hr/>										
RPI S	Opponent	Score		RPI S	Opponent	Score		RPI S	Opponent	Score
3 H	UCLA	1	1	39 H	Cal St. Northridge	0	1	65 H	Stanford	0 1
				40 A	UC Davis	0	1	73 A	Sacramento St.	2 1
				40 H	UC Davis	1	2	73 H	Sacramento St.	2 0
				49 A	Cal Poly	0	1	87 A	Cal St. Fullerton	0 0
				49 H	Cal Poly	1	2	91 A	San Diego	3 0
								93 N	Oregon St.	2 2
<hr/>										
LAST 10 GAMES										
				49 A	Cal Poly	0	1	73 H	Sacramento St.	2 0
				73 A	Sacramento St.	2	1	40 A	UC Davis	0 1
				40 H	UC Davis	1	2	39 H	Cal St. Northridge	0 1
				65 H	Stanford	0	1	137 H	UC Irvine	2 1
				49 H	Cal Poly	1	2	87 A	Cal St. Fullerton	0 0

Non-Div. I Games:

UC Santa Barbara

Average RPI Win:	103	WON-LOST RECORD	WINNING PCT. RANK	LAST 10 GAMES	STRENGTH OF SCHEDULE	OPP. STRENGTH OF SCHEDULE	TEAM RPI	ADJ RPI	CONF. RPI	ADJ CONF. RPI		
DIV. I ONLY		8-8-2	.5	94	5-4-1	67	75	83	.51543	73	6	6
DIV. I NON-CONF.		3-4-1	.4375	119	0-0-0	121	108	112	.4799	107	8	8

TOTALS	RPI 1-25	RPI 26-50		W-L RECORDS		RPI 51-100		RPI 101-150		RPI 150+		
8-8-2	0-0-0	2-2-1		OVERALL		2-5-1		3-1-0		1-0-0		
5-3-2	0-0-0	0-1-1		HOME		2-1-1		2-1-0		1-0-0		
3-5-0	0-0-0	2-1-0		AWAY		0-4-0		1-0-0		0-0-0		
0-0-0	0-0-0	0-0-0		NEUTRAL		0-0-0		0-0-0		0-0-0		
3-4-1	0-0-0	0-0-0		NON-CONFERENCE		1-3-1		1-1-0		1-0-0		
3-1-1	0-0-0	0-0-0		HOME		1-0-1		1-1-0		1-0-0		
0-3-0	0-0-0	0-0-		AWAY		0-3-0		0-0-0		0-0-0		
0-0-0	0-0-0	0-0-0		NEUTRAL		0-0-0		0-0-0		0-0-0		
5-4-1	0-0-0	2-2-1		CONFERENCE		1-2-0		2-0-0		0-0-0		
2-2-1	0-0-0	0-1-1		HOME		1-1-0		1-0-0		0-0-0		
3-2-0	0-0-0	2-1-0		AWAY		0-1-0		1-0-0		0-0-0		
0-0-0	0-0-0	0-0-0		NEUTRAL		0-0-0		0-0-0		0-0-0		

RPI	S	Opponent	Score	RPI	S	Opponent	Score	RPI	S	Opponent	Score	
				39	A	Cal St. Northridge	1 0	55	H	St. Mary's (CA)	0 0	
				40	A	UC Davis	1 2	57	A	CSU Bakersfield	0 4	
				40	H	UC Davis	1 3	72	A	UC Santa Barbara	0 2	
				49	A	Cal Poly	3 2	72	H	UC Santa Barbara	1 2	
				49	H	Cal Poly	1 1	87	H	Cal St. Fullerton	2 1	
								91	H	San Diego	2 1	
								93	A	Oregon St.	0 4	
								99	A	San Francisco	1 2	

Non-Div. I Games:

Sacramento St.

Average RPI Win: 116		WON-LOST RECORD		WINNING PCT. RANK		LAST 10 GAMES		STRENGTH OF SCHEDULE		OPP. STRENGTH OF SCHEDULE		TEAM RPI		ADJ RPI		CONF. RPI		ADJ CONF. RPI					
DIV. I ONLY		6-8-4		.44444 116		4-4-2		47		42		86		.51306 74		13		11					
DIV. I NON-CONF.		3-6-2		.36364 138		1-2-0		38		22		72		.52637 62		13		13					
TOTALS		RPI 1-25		RPI 26-50		W-L RECORDS		RPI 51-100		RPI 101-150		RPI 150+											
6-8-4		0-3-1		2-1-0		OVERALL		0-2-2		2-1-1		2-1-0											
4-2-2		0-0-0		0-1-0		HOME		0-0-1		2-1-1		2-0-0											
2-6-2		0-3-1		2-0-0		AWAY		0-2-1		0-0-0		0-1-0											
0-0-0		0-0-0		0-0-0		NEUTRAL		0-0-0		0-0-0		0-0-0											
3-6-2		0-3-1		1-1-0		NON-CONFERENCE		0-1-1		0-1-0		2-0-0											
2-2-0		0-0-0		0-1-0		HOME		0-0-0		0-1-0		2-0-0											
1-4-2		0-3-1		1-0-		AWAY		0-1-1		0-0-0		0-0-0											
0-0-0		0-0-0		0-0-0		NEUTRAL		0-0-0		0-0-0		0-0-0											
3-2-2		0-0-0		1-0-0		CONFERENCE		0-1-1		2-0-1		0-1-0											
2-0-2		0-0-0		0-0-0		HOME		0-0-1		2-0-1		0-0-0											
1-2-0		0-0-0		1-0-0		AWAY		0-1-0		0-0-0		0-1-0											
0-0-0		0-0-0		0-0-0		NEUTRAL		0-0-0		0-0-0		0-0-0											
RPI	S	Opponent		Score		RPI	S	Opponent		Score		RPI	S	Opponent		Score							
6	A	Connecticut		1	1	27	H	Brown		0	1	53	A	UMBC		1	5	114	H	Hartford	1	1	
8	A	North Carolina		1	2	30	A	Boston College		1	0	59	A	Hofstra		1	2	127	H	Harvard	1	2	
16	A	Wake Forest		1	3	50	A	Stony Brook		2	1	63	H	Vermont		0	0	128	H	Binghamton	1	0	
19	A	St. John's (NY)		0	3							77	A	Providence		1	1	138	H	Albany (NY)	2	0	
																		151	H	Holy Cross	4	0	
																		156	A	New Hampshire	0	1	
																		198	H	Adelphi	3	0	
LAST 10 GAMES																							
						156	A	New Hampshire		0	1	63	H	Vermont		0	0						
						128	H	Binghamton		1	0	50	A	Stony Brook		2	1						
						138	H	Albany (NY)		2	0	198	H	Adelphi		3	0						
						127	H	Harvard		1	2	114	H	Hartford		1	1						
						53	A	UMBC		1	5	59	A	Hofstra		1	2						

Non-Div. I Games:

Boston U.

Average RPI Win:		114	WON-LOST RECORD		WINNING PCT. RANK	LAST 10 GAMES	STRENGTH OF SCHEDULE		OPP. STRENGTH OF SCHEDULE	TEAM RPI	ADJ RPI	CONF. RPI	ADJ CONF. RPI
Average RPI Loss:		49	7-6-2		.53333 84	5-3-2	63		57	71	.51142 75	10	12
DIV. I ONLY			4-5-0		.44444 108	2-2-0	71		38	68	.51884 69	10	10
DIV. I NON-CONF.													
TOTALS		RPI 1-25	RPI 26-50		W-L RECORDS		RPI 51-100		RPI 101-150		RPI 150+		
7-6-2		0-4-0	1-1-1		OVERALL		2-0-0		2-0-0		2-1-1		
5-3-1		0-2-0	0-1-1		HOME		1-0-0		2-0-0		2-0-0		
2-3-1		0-2-0	1-0-0		AWAY		1-0-0		0-0-0		0-1-1		
0-0-0		0-0-0	0-0-0		NEUTRAL		0-0-0		0-0-0		0-0-0		
4-5-0		0-3-0	1-1-0		NON-CONFERENCE		1-0-0		1-0-0		1-1-0		
2-3-0		0-2-0	0-1-0		HOME		0-0-0		1-0-0		1-0-0		
2-2-0		0-1-0	1-0-		AWAY		1-0-0		0-0-0		0-1-0		
0-0-0		0-0-0	0-0-0		NEUTRAL		0-0-0		0-0-0		0-0-0		
3-1-2		0-1-0	0-0-1		CONFERENCE		1-0-0		1-0-0		1-0-1		
3-0-1		0-0-0	0-0-1		HOME		1-0-0		1-0-0		1-0-0		
0-1-1		0-1-0	0-0-0		AWAY		0-0-0		0-0-0		0-0-1		
0-0-0		0-0-0	0-0-0		NEUTRAL		0-0-0		0-0-0		0-0-0		
RPI S	Opponent	Score	RPI S	Opponent	Score	RPI S	Opponent	Score	RPI S	Opponent	Score		
5 H	Georgetown	0 1	27 H	Brown	1 1	70 H	Dartmouth	2 1	105 H	Fairleigh Dickinson	2 0		
14 H	Creighton	2 3	33 H	Rutgers	0 2	92 A	Seton Hall	2 1	127 H	Harvard	2 1		
19 A	St. John's (NY)	0 3	43 A	Villanova	1 0				166 H	Penn	3 0		
23 A	Cornell	0 1							170 A	Columbia	0 0		
									197 H	Rider	3 1		
									198 A	Adelphi	0 1		
			LAST 10 GAMES										
			166 H	Penn	3 0	14 H	Creighton	2 3					
			23 A	Cornell	0 1	27 H	Brown	1 1					
			127 H	Harvard	2 1	70 H	Dartmouth	2 1					
			198 A	Adelphi	0 1	105 H	Fairleigh Dickinson	2 0					
			170 A	Columbia	0 0	197 H	Rider	3 1					

Non-Div. I Games:

Princeton

Average RPI Win:	142	WON-LOST RECORD	WINNING PCT. RANK	LAST 10 GAMES	STRENGTH OF SCHEDULE	OPP. STRENGTH OF SCHEDULE	TEAM RPI	ADJ RPI	CONF. RPI	ADJ CONF. RPI		
DIV. I ONLY		9-7-1	.55882	75	5-4-1	107	84	78	.51104	76	8	8
DIV. I NON-CONF.		6-5-0	.54545	83	2-2-0	137	83	99	.49207	96	12	12
<hr/>												
TOTALS	RPI 1-25	RPI 26-50		W-L RECORDS		RPI 51-100		RPI 101-150		RPI 150+		
9-7-1	0-3-0	1-1-0		OVERALL		1-2-0		3-1-1		4-0-0		
6-3-0	0-1-0	1-1-0		HOME		1-1-0		1-0-0		3-0-0		
3-4-1	0-2-0	0-0-0		AWAY		0-1-0		2-1-1		1-0-0		
0-0-0	0-0-0	0-0-0		NEUTRAL		0-0-0		0-0-0		0-0-0		
6-5-0	0-2-0	0-1-0		NON-CONFERENCE		1-2-0		1-0-0		4-0-0		
4-2-0	0-0-0	0-1-0		HOME		1-1-0		0-0-0		3-0-0		
2-3-0	0-2-0	0-0-		AWAY		0-1-0		1-0-0		1-0-0		
0-0-0	0-0-0	0-0-0		NEUTRAL		0-0-0		0-0-0		0-0-0		
3-2-1	0-1-0	1-0-0		CONFERENCE		0-0-0		2-1-1		0-0-0		
2-1-0	0-1-0	1-0-0		HOME		0-0-0		1-0-0		0-0-0		
1-1-1	0-0-0	0-0-0		AWAY		0-0-0		1-1-1		0-0-0		
0-0-0	0-0-0	0-0-0		NEUTRAL		0-0-0		0-0-0		0-0-0		
RPI S	Opponent	Score		RPI S	Opponent	Score		RPI S	Opponent	Score		
9 A	Saint Louis	1	4	26 H	Kentucky	0	2	67 H	Marshall	0	2	
10 A	Indiana	0	2	32 H	SIU Edwardsville	1	0	86 H	Cincinnati	2	0	
14 H	Creighton	1	2					88 A	Butler	0	3	
										104 A	Bradley	
											0	
										110 A	Drake	
											2	
											2	
										129 H	Central Ark.	
											1	
										141 A	Georgia St.	
											3	
										146 A	Missouri St.	
											2	
										158 H	Belmont	
											2	
										184 H	Lipscomb	
											2	
										201 A	Eastern Ill.	
											3	
										202 H	Oral Roberts	
											4	
											0	
LAST 10 GAMES												
14 H Creighton				1	2	104 A Bradley				0	2	
110 A Drake				2	2	146 A Missouri St.				2	0	
10 A Indiana				0	2	67 H Marshall				0	2	
129 H Central Ark.				1	0	201 A Eastern Ill.				3	0	
32 H SIU Edwardsville				1	0	202 H Oral Roberts				4	0	

Non-Div. I Games:

Evansville

Average RPI Win:	113	WON-LOST RECORD	WINNING PCT. RANK	LAST 10 GAMES	STRENGTH OF SCHEDULE	OPP. STRENGTH OF SCHEDULE	TEAM RPI	ADJ RPI	CONF. RPI	ADJ CONF. RPI				
DIV. I ONLY		4-10-2	.3125	170	3-6-1	4	47	75	.51036	77	2	2		
DIV. I NON-CONF.		2-4-2	.375	136	1-0-1	48	167	123	.4615	126	3	4		
<hr/>														
TOTALS	RPI 1-25	RPI 26-50		W-L RECORDS		RPI 51-100		RPI 101-150		RPI 150+				
4-10-2	1-5-0	0-2-0		OVERALL		0-3-1		1-0-0		2-0-1				
3-3-1	1-2-0	0-0-0		HOME		0-1-1		1-0-0		1-0-0				
1-6-1	0-3-0	0-1-0		AWAY		0-2-0		0-0-0		1-0-1				
0-1-0	0-0-0	0-1-0		NEUTRAL		0-0-0		0-0-0		0-0-0				
<hr/>														
2-4-2	0-0-0	0-2-0		NON-CONFERENCE		0-2-1		0-0-0		2-0-1				
1-1-1	0-0-0	0-0-0		HOME		0-1-1		0-0-0		1-0-0				
1-2-1	0-0-0	0-0-		AWAY		0-1-0		0-0-0		1-0-1				
0-1-0	0-0-0	0-1-0		NEUTRAL		0-0-0		0-0-0		0-0-0				
<hr/>														
2-6-0	1-5-0	0-0-0		CONFERENCE		0-1-0		1-0-0		0-0-0				
2-2-0	1-2-0	0-0-0		HOME		0-0-0		1-0-0		0-0-0				
0-4-0	0-3-0	0-0-0		AWAY		0-1-0		0-0-0		0-0-0				
0-0-0	0-0-0	0-0-0		NEUTRAL		0-0-0		0-0-0		0-0-0				
<hr/>														
RPI	S	Opponent	Score		RPI	S	Opponent	Score		RPI	S	Opponent	Score	
1	A	Notre Dame	0	3	27	N	Brown	0	1	60	H	Michigan St.	2	3
5	H	Georgetown	0	1	34	A	Northeastern	1	2	74	H	Boston U.	1	1
6	A	Connecticut	0	2						92	A	Seton Hall	1	2
6	H	Connecticut	1	0						97	A	Monmouth	1	3
7	H	Marquette	0	2										
25	A	South Fla.	0	1										
<hr/>														
LAST 10 GAMES														
6	A	Connecticut	0	2	170	A	Columbia	1	1					
6	H	Connecticut	1	0	92	A	Seton Hall	1	2					
1	A	Notre Dame	0	3	7	H	Marquette	0	2					
5	H	Georgetown	0	1	25	A	South Fla.	0	1					
121	H	Pittsburgh	3	2	151	H	Holy Cross	2	1					

Non-Div. I Games:

Providence

Average RPI Win:		141	WON-LOST RECORD		WINNING PCT. RANK		LAST 10 GAMES		STRENGTH OF SCHEDULE		OPP. STRENGTH OF SCHEDULE		TEAM RPI		ADJ RPI		CONF. RPI		ADJ CONF. RPI				
DIV. I ONLY			11-6-1		.63889 49		4-5-1		127		126		72		.50992 78		7		7				
DIV. I NON-CONF.			7-1-0		.875 10		1-0-0		176		197		109		.47614 111		11		11				
TOTALS		RPI 1-25		RPI 26-50		W-L RECORDS		RPI 51-100		RPI 101-150		RPI 150+											
11-6-1		0-1-0		0-2-1		OVERALL		3-1-0		2-2-0		6-0-0											
7-4-0		0-0-0		0-2-0		HOME		2-1-0		1-1-0		4-0-0											
3-2-1		0-1-0		0-0-1		AWAY		1-0-0		1-1-0		1-0-0											
1-0-0		0-0-0		0-0-0		NEUTRAL		0-0-0		0-0-0		1-0-0											
7-1-0		0-0-0		0-0-0		NON-CONFERENCE		2-0-0		0-1-0		5-0-0											
5-1-0		0-0-0		0-0-0		HOME		1-0-0		0-1-0		4-0-0											
1-0-0		0-0-0		0-0-		AWAY		1-0-0		0-0-0		0-0-0											
1-0-0		0-0-0		0-0-0		NEUTRAL		0-0-0		0-0-0		1-0-0											
4-5-1		0-1-0		0-2-1		CONFERENCE		1-1-0		2-1-0		1-0-0											
2-3-0		0-0-0		0-2-0		HOME		1-1-0		1-0-0		0-0-0											
2-2-1		0-1-0		0-0-1		AWAY		0-0-0		1-1-0		1-0-0											
0-0-0		0-0-0		0-0-0		NEUTRAL		0-0-0		0-0-0		0-0-0											
RPI	S	Opponent		Score		RPI	S	Opponent		Score		RPI	S	Opponent		Score							
24	A	Old Dominion		2 3		31	H	Drexel		0 1		101	H	UNC Wilmington		2 0							
						34	A	Northeastern		0 0		141	A	Georgia St.		1 2							
						48	H	James Madison		1 2		144	H	Navy		1 2							
												148	A	Towson		3 0							
												154	A	Delaware		2 0							
												165	H	St. Francis (NY)		3 2							
												173	H	Saint Peter's		5 1							
												189	N	George Washington		3 0							
												190	H	Longwood		1 0							
												200	H	LIU Brooklyn		3 0							
LAST 10 GAMES																							
141 A Georgia St.						1 2						98 H William & Mary						2 0					
34 A Northeastern						0 0						31 H Drexel						0 1					
154 A Delaware						2 0						190 H Longwood						1 0					
48 H James Madison						1 2						59 H Hofstra						1 3					
148 A Towson						3 0						24 A Old Dominion						2 3					

Non-Div. I Games:

George Mason

Average RPI Win:		151	WON-LOST RECORD		WINNING PCT. RANK	LAST 10 GAMES	STRENGTH OF SCHEDULE		OPP. STRENGTH OF SCHEDULE	TEAM RPI	ADJ RPI	CONF. RPI	ADJ CONF. RPI				
Average RPI Loss:		61															
DIV. I ONLY			12-4-2		.72222	23	4-4-2		191	147	81	.50791	79	18	18		
DIV. I NON-CONF.			7-1-0		.875	10	1-1-0		166	87	71	.52549	63	18	18		
TOTALS		RPI 1-25		RPI 26-50		W-L RECORDS		RPI 51-100		RPI 101-150		RPI 150+					
12-4-2		1-1-0		0-2-0		OVERALL		1-0-0		3-1-1		7-0-1					
8-0-2		0-0-0		0-0-0		HOME		1-0-0		1-0-1		6-0-1					
4-4-0		1-1-0		0-2-0		AWAY		0-0-0		2-1-0		1-0-0					
0-0-0		0-0-0		0-0-0		NEUTRAL		0-0-0		0-0-0		0-0-0					
7-1-0		1-1-0		0-0-0		NON-CONFERENCE		1-0-0		2-0-0		3-0-0					
5-0-0		0-0-0		0-0-0		HOME		1-0-0		1-0-0		3-0-0					
2-1-0		1-1-0		0-0-		AWAY		0-0-0		1-0-0		0-0-0					
0-0-0		0-0-0		0-0-0		NEUTRAL		0-0-0		0-0-0		0-0-0					
5-3-2		0-0-0		0-2-0		CONFERENCE		0-0-0		1-1-1		4-0-1					
3-0-2		0-0-0		0-0-0		HOME		0-0-0		0-0-1		3-0-1					
2-3-0		0-0-0		0-2-0		AWAY		0-0-0		1-1-0		1-0-0					
0-0-0		0-0-0		0-0-0		NEUTRAL		0-0-0		0-0-0		0-0-0					
RPI	S	Opponent		Score		RPI	S	Opponent		Score		RPI	S	Opponent		Score	
15	A	Virginia		1	2	36	A	Coastal Caro.		0	1	98	H	William & Mary		1	0
20	A	Elon		4	2	47	A	Campbell		1	2						
														108 H Radford		0	0
														111 A Winthrop		2	1
														140 H UNC Greensboro		2	0
														144 A Navy		2	0
														147 A Liberty		1	2
														164 H Gardner-Webb		2	1
														169 H Northern Ky.		6	0
														183 A Presbyterian		1	0
														190 H Longwood		5	1
														192 H Jacksonville		3	0
														198 H Adelphi		3	1
														199 H VMI		0	0
														203 H UNC Asheville		3	0
LAST 10 GAMES																	
						36	A	Coastal Caro.		0	1	164	H	Gardner-Webb		2	1
						183	A	Presbyterian		1	0	15	A	Virginia		1	2
						147	A	Liberty		1	2	111	A	Winthrop		2	1
						108	H	Radford		0	0	199	H	VMI		0	0
						47	A	Campbell		1	2	98	H	William & Mary		1	0

Non-Div. I Games:

High Point

Average RPI Win: 148		WON-LOST	WINNING	LAST 10	STRENGTH OF		OPP. STRENGTH	TEAM	ADJ	CONF.	ADJ CONF.			
Average RPI Loss: 42		RECORD	PCT. RANK	GAMES	SCHEDULE		OF SCHEDULE	RPI	RPI	RPI	RPI			
DIV. I ONLY		10-9-0	.52632	93	4-6-0		95	79	79	.50661	80	1	1	
DIV. I NON-CONF.		9-2-0	.81818	19	3-1-0		174	191	135	.45536	132	2	2	
TOTALS		RPI 1-25	RPI 26-50		W-L RECORDS		RPI 51-100		RPI 101-150		RPI 150+			
10-9-0		0-4-0	0-3-0		OVERALL		1-1-0		4-0-0		5-1-0			
5-6-0		0-3-0	0-2-0		HOME		0-0-0		1-0-0		4-1-0			
3-3-0		0-1-0	0-1-0		AWAY		0-1-0		3-0-0		0-0-0			
2-0-0		0-0-0	0-0-0		NEUTRAL		1-0-0		0-0-0		1-0-0			
9-2-0		0-0-0	0-1-0		NON-CONFERENCE		1-0-0		3-0-0		5-1-0			
5-2-0		0-0-0	0-1-0		HOME		0-0-0		1-0-0		4-1-0			
2-0-0		0-0-0	0-0-		AWAY		0-0-0		2-0-0		0-0-0			
2-0-0		0-0-0	0-0-0		NEUTRAL		1-0-0		0-0-0		1-0-0			
1-7-0		0-4-0	0-2-0		CONFERENCE		0-1-0		1-0-0		0-0-0			
0-4-0		0-3-0	0-1-0		HOME		0-0-0		0-0-0		0-0-0			
1-3-0		0-1-0	0-1-0		AWAY		0-1-0		1-0-0		0-0-0			
0-0-0		0-0-0	0-0-0		NEUTRAL		0-0-0		0-0-0		0-0-0			
RPI	S	Opponent	Score		RPI	S	Opponent	Score		RPI	S	Opponent	Score	
4	H	Maryland	2	3	30	A	Boston College	1	2	52	N	Santa Clara	2	1
8	H	North Carolina	0	2	42	H	Duke	0	1	58	A	Clemson	1	2
15	H	Virginia	1	2	47	H	Campbell	0	2					
16	A	Wake Forest	1	3										
										</				

Non-Div. I Games:

North Carolina St.

Average RPI Win: 118		WON-LOST	WINNING	LAST 10	STRENGTH OF	OPP. STRENGTH	TEAM	ADJ	CONF.	ADJ CONF.					
Average RPI Loss: 47		RECORD	PCT. RANK	GAMES	SCHEDULE	OF SCHEDULE	RPI	RPI	RPI	RPI					
DIV. I ONLY		6-9-3	.41667	129	3-5-2	41	35	85	.50624	81	4	4			
DIV. I NON-CONF.		6-5-1	.54167	84	3-1-0	49	70	93	.49928	91	1	1			
<hr/>															
TOTALS		RPI 1-25	RPI 26-50		W-L RECORDS		RPI 51-100		RPI 101-150		RPI 150+				
6-9-3		0-3-0	0-2-2		OVERALL		2-3-1		3-1-0		1-0-0				
5-4-2		0-2-0	0-0-1		HOME		1-1-1		3-1-0		1-0-0				
1-5-1		0-1-0	0-2-1		AWAY		1-2-0		0-0-0		0-0-0				
0-0-0		0-0-0	0-0-0		NEUTRAL		0-0-0		0-0-0		0-0-0				
6-5-1		0-2-0	0-0-1		NON-CONFERENCE		2-2-0		3-1-0		1-0-0				
5-2-1		0-1-0	0-0-1		HOME		1-0-0		3-1-0		1-0-0				
1-3-0		0-1-0	0-0-		AWAY		1-2-0		0-0-0		0-0-0				
0-0-0		0-0-0	0-0-0		NEUTRAL		0-0-0		0-0-0		0-0-0				
0-4-2		0-1-0	0-2-1		CONFERENCE		0-1-1		0-0-0		0-0-0				
0-2-1		0-1-0	0-0-0		HOME		0-1-1		0-0-0		0-0-0				
0-2-1		0-0-0	0-2-1		AWAY		0-0-0		0-0-0		0-0-0				
0-0-0		0-0-0	0-0-0		NEUTRAL		0-0-0		0-0-0		0-0-0				
RPI	S	Opponent	Score	RPI	S	Opponent	Score	RPI	S	Opponent	Score	RPI	S	Opponent	Score
2	H	Akron	0 1	28	A	Michigan	2 3	60	H	Michigan St.	1 2	103	H	Bowling Green	2 0
10	H	Indiana	0 2	36	H	Coastal Caro.	1 1	64	A	Dayton	2 3	113	H	Ill.-Chicago	0 2
11	A	Louisville	0 4	41	A	Northwestern	0 1	82	H	Wisconsin	0 0	123	H	DePaul	2 1
				46	A	Penn St.	4 4	88	H	Butler	4 1	135	H	Davidson	3 2
								89	A	San Diego St.	2 1	168	H	Wright St.	2 1
								91	A	San Diego	0 2				
<hr/>															
LAST 10 GAMES															
				82	H	Wisconsin	0 0	103	H	Bowling Green	2 0				
				46	A	Penn St.	4 4	60	H	Michigan St.	1 2				
				2	H	Akron	0 1	28	A	Michigan	2 3				
				168	H	Wright St.	2 1	88	H	Butler	4 1				
				41	A	Northwestern	0 1	10	H	Indiana	0 2				

Non-Div. I Games:

Ohio St.

Average RPI Win:	117	WON-LOST RECORD	WINNING PCT. RANK	LAST 10 GAMES	STRENGTH OF SCHEDULE	OPP. STRENGTH OF SCHEDULE	TEAM RPI	ADJ RPI	CONF. RPI	ADJ CONF. RPI		
DIV. I ONLY		6-7-5	.47222	108	4-4-2	39	60	77	.5052	82	4	4
DIV. I NON-CONF.		5-4-3	.54167	84	3-2-0	43	121	87	.49791	92	1	1
<hr/>												
TOTALS	RPI 1-25	RPI 26-50		W-L RECORDS		RPI 51-100		RPI 101-150		RPI 150+		
6-7-5	0-3-1	1-1-1		OVERALL		2-1-2		0-2-0		3-0-1		
4-3-2	0-0-1	1-1-1		HOME		1-0-0		0-2-0		2-0-0		
1-3-2	0-2-0	0-0-0		AWAY		1-1-2		0-0-0		0-0-0		
1-1-1	0-1-0	0-0-0		NEUTRAL		0-0-0		0-0-0		1-0-1		
5-4-3	0-2-1	0-0-0		NON-CONFERENCE		2-0-1		0-2-0		3-0-1		
3-2-1	0-0-1	0-0-0		HOME		1-0-0		0-2-0		2-0-0		
1-1-1	0-1-0	0-0-		AWAY		1-0-1		0-0-0		0-0-0		
1-1-1	0-1-0	0-0-0		NEUTRAL		0-0-0		0-0-0		1-0-1		
1-3-2	0-1-0	1-1-1		CONFERENCE		0-1-1		0-0-0		0-0-0		
1-1-1	0-0-0	1-1-1		HOME		0-0-0		0-0-0		0-0-0		
0-2-1	0-1-0	0-0-0		AWAY		0-1-1		0-0-0		0-0-0		
0-0-0	0-0-0	0-0-0		NEUTRAL		0-0-0		0-0-0		0-0-0		
RPI	S	Opponent	Score	RPI	S	Opponent	Score	RPI	S	Opponent	Score	
5	H	Georgetown	1 1	28	H	Michigan	2 1	56	A	Memphis	4 3	
7	A	Marquette	1 2	41	H	Northwestern	0 0	60	A	Michigan St.	0 2	
10	A	Indiana	0 2	46	H	Penn St.	0 1	81	A	Ohio St.	0 0	
17	N	Washington	2 3					90	H	Cleveland St.	2 1	
								100	A	Portland	1 1	

Non-Div. I Games:

Wisconsin

A
m
e
r
i
c
a
n

American

Quinnipiac

Through Games Of November 4, 2012

Average RPI Win:	154	WON-LOST RECORD	WINNING PCT. RANK	LAST 10 GAMES	STRENGTH OF SCHEDULE	OPP. STRENGTH OF SCHEDULE	TEAM RPI	ADJ RPI	CONF. RPI	ADJ CONF. RPI	
DIV. I ONLY	10-5-2	.64706	47	8-1-1	123	170	76	.50368	84	19	20
DIV. I NON-CONF.	2-4-1	.35714	142	0-0-0	87	64	51	.53415	57	22	21
<hr/>											
TOTALS	RPI 1-25	RPI 26-50		W-L RECORDS	RPI 51-100		RPI 101-150		RPI 150+		
10-5-2	0-0-0	0-2-0		OVERALL	0-1-1		4-2-0		6-0-1		
5-3-1	0-0-0	0-1-0		HOME	0-1-1		4-1-0		1-0-0		
5-2-1	0-0-0	0-1-0		AWAY	0-0-0		0-1-0		5-0-1		
0-0-0	0-0-0	0-0-0		NEUTRAL	0-0-0		0-0-0		0-0-0		
<hr/>											
2-4-1	0-0-0	0-2-0		NON-CONFERENCE	0-0-1		1-2-0		1-0-0		
1-2-1	0-0-0	0-1-0		HOME	0-0-1		1-1-0		0-0-0		
1-2-0	0-0-0	0-0-		AWAY	0-0-0		0-1-0		1-0-0		
0-0-0	0-0-0	0-0-0		NEUTRAL	0-0-0		0-0-0		0-0-0		
<hr/>											
8-1-1	0-0-0	0-0-0		CONFERENCE	0-1-0		3-0-0		5-0-1		
4-1-0	0-0-0	0-0-0		HOME	0-1-0		3-0-0		1-0-0		
4-0-1	0-0-0	0-0-0		AWAY	0-0-0		0-0-0		4-0-1		
0-0-0	0-0-0	0-0-0		NEUTRAL	0-0-0		0-0-0		0-0-0		
<hr/>											
RPI S	Opponent	Score	RPI S	Opponent	Score	RPI S	Opponent	Score	RPI S	Opponent	Score
			30 H	Boston College	1 2	63 H	Vermont	2 2	105 H	Fairleigh Dickinson	3 0
			44 A	Loyola Maryland	1 2	97 H	Monmouth	0 3	114 A	Hartford	1 2
									130 H	Lafayette	3 1
									134 H	Sacred Heart	1 0
									142 H	Yale	0 1
									143 H	Central Conn. St.	2 1
									151 A	Holy Cross	2 1
									163 A	Saint Francis (PA)	2 0
									165 A	St. Francis (NY)	3 2
									172 A	Bryant	2 0
									185 A	Robert Morris	3 1
									188 H	Mt. St. Mary's	3 0
									200 A	LIU Brooklyn	2 2
			LAST 10 GAMES								
			105 H	Fairleigh Dickinson	3 0	172 A	Bryant	2 0			
			143 H	Central Conn. St.	2 1	200 A	LIU Brooklyn	2 2			
			185 A	Robert Morris	3 1	134 H	Sacred Heart	1 0			
			163 A	Saint Francis (PA)	2 0	165 A	St. Francis (NY)	3 2			
			188 H	Mt. St. Mary's	3 0	97 H	Monmouth	0 3			

Non-Div. I Games:

Quinnipiac

Average RPI Win:	139	WON-LOST RECORD	WINNING PCT. RANK	LAST 10 GAMES	STRENGTH OF SCHEDULE	OPP. STRENGTH OF SCHEDULE	TEAM RPI	ADJ RPI	CONF. RPI	ADJ CONF. RPI			
Average RPI Loss:	76												
DIV. I ONLY	10-6-3	.60526	66	5-4-1	120	118	80	.50281	85	12	13		
DIV. I NON-CONF.	6-2-2	.7	43	1-0-0	103	122	79	.51359	78	15	15		
<hr/>													
TOTALS	RPI 1-25	RPI 26-50		W-L RECORDS	RPI 51-100		RPI 101-150		RPI 150+				
10-6-3	0-2-0	2-1-0		OVERALL	0-1-1		2-2-1		6-0-1				
4-4-2	0-1-0	1-0-0		HOME	0-1-0		1-2-1		2-0-1				
6-2-1	0-1-0	1-1-0		AWAY	0-0-1		1-0-0		4-0-0				
0-0-0	0-0-0	0-0-0		NEUTRAL	0-0-0		0-0-0		0-0-0				
<hr/>													
6-2-2	0-0-0	2-1-0		NON-CONFERENCE	0-0-1		1-1-1		3-0-0				
3-1-1	0-0-0	1-0-0		HOME	0-0-0		0-1-1		2-0-0				
3-1-1	0-0-0	1-0-		AWAY	0-0-1		1-0-0		1-0-0				
0-0-0	0-0-0	0-0-0		NEUTRAL	0-0-0		0-0-0		0-0-0				
<hr/>													
4-4-1	0-2-0	0-0-0		CONFERENCE	0-1-0		1-1-0		3-0-1				
1-3-1	0-1-0	0-0-0		HOME	0-1-0		1-1-0		0-0-1				
3-1-0	0-1-0	0-0-0		AWAY	0-0-0		0-0-0		3-0-0				
0-0-0	0-0-0	0-0-0		NEUTRAL	0-0-0		0-0-0		0-0-0				
<hr/>													
RPI S	Opponent	Score	RPI S	Opponent	Score	RPI S	Opponent	Score	RPI S	Opponent	Score		
13 A	Charlotte	0 3	31 H	Drexel	3 2	53 A	UMBC	0 0	115 H	Fordham	1 0		
21 H	VCU	1 2	43 A	Villanova	1 2	94 H	Temple	0 3	130 H	Lafayette	1 1		
			44 A	Loyola Maryland	1 0				131 A	Lehigh	2 0		
									133 H	Richmond	0 1		
									150 H	Bucknell	1 2		
									152 A	Duquesne	3 0		
									159 H	Saint Joseph's	1 1		
									167 A	St. Bonaventure	1 0		
									173 A	Saint Peter's	1 0		
									188 H	Mt. St. Mary's	2 0		
									189 A	George Washington	4 0		
									200 H	LIU Brooklyn	2 1		
<hr/>													
LAST 10 GAMES													
152 A Duquesne					3	0	133 H Richmond					0	1
167 A St. Bonaventure					1	0	13 A Charlotte					0	3
94 H Temple					0	3	189 A George Washington					4	0
159 H Saint Joseph's					1	1	115 H Fordham					1	0
21 H VCU					1	2	173 A Saint Peter's					1	0

Non-Div. I Games:

La Salle

Average RPI Win:		102	WON-LOST RECORD		WINNING PCT. RANK		LAST 10 GAMES		STRENGTH OF SCHEDULE		OPP. STRENGTH OF SCHEDULE		TEAM RPI		ADJ RPI		CONF. RPI		ADJ CONF. RPI	
DIV. I ONLY			6-9-4		.42105 128		2-5-3		31		46		82		.50208 86		2		2	
DIV. I NON-CONF.			3-5-2		.4 130		0-1-1		66		128		105		.47858 108		3		4	
TOTALS		RPI 1-25		RPI 26-50		W-L RECORDS		RPI 51-100		RPI 101-150		RPI 150+								
6-9-4		0-4-1		2-2-0		OVERALL		0-1-1		3-1-2		1-1-0								
4-3-2		0-1-1		2-0-0		HOME		0-0-1		1-1-0		1-1-0								
1-5-1		0-2-0		0-2-0		AWAY		0-1-0		1-0-1		0-0-0								
1-1-1		0-1-0		0-0-0		NEUTRAL		0-0-0		1-0-1		0-0-0								
3-5-2		0-1-0		0-1-0		NON-CONFERENCE		0-1-1		2-1-1		1-1-0								
2-2-1		0-0-0		0-0-0		HOME		0-0-1		1-1-0		1-1-0								
0-2-0		0-0-0		0-0-		AWAY		0-1-0		0-0-0		0-0-0								
1-1-1		0-1-0		0-0-0		NEUTRAL		0-0-0		1-0-1		0-0-0								
3-4-2		0-3-1		2-1-0		CONFERENCE		0-0-0		1-0-1		0-0-0								
2-1-1		0-1-1		2-0-0		HOME		0-0-0		0-0-0		0-0-0								
1-3-1		0-2-0		0-1-0		AWAY		0-0-0		1-0-1		0-0-0								
0-0-0		0-0-0		0-0-0		NEUTRAL		0-0-0		0-0-0		0-0-0								
RPI	S	Opponent		Score		RPI	S	Opponent		Score		RPI	S	Opponent		Score				
7	A	Marquette		0	3	33	H	Rutgers		1	0	76	A	Evansville		0	2			
10	N	Indiana		0	3	35	A	Xavier		1	2	90	H	Cleveland St.		0	0			
11	H	Louisville		0	1	37	H	Syracuse		1	0									
19	A	St. John's (NY)		0	3	43	A	Villanova		0	1									
25	H	South Fla.		0	0															

Non-Div. I Games:

Cincinnati

Average RPI Win:		95	WON-LOST RECORD		WINNING PCT. RANK		LAST 10 GAMES		STRENGTH OF SCHEDULE		OPP. STRENGTH OF SCHEDULE		TEAM RPI		ADJ RPI		CONF. RPI		ADJ CONF. RPI				
DIV. I ONLY			8-11-1		.425 127		4-5-1		44		112		89		.49966 87		6		6				
DIV. I NON-CONF.			4-6-0		.4 130		0-0-0		40		145		89		.50446 88		8		8				
TOTALS		RPI 1-25		RPI 26-50		W-L RECORDS		RPI 51-100		RPI 101-150		RPI 150+											
8-11-1		0-1-0		2-3-0		OVERALL		1-4-1		5-2-0		0-1-0											
6-4-1		0-1-0		1-1-0		HOME		1-2-1		4-0-0		0-0-0											
1-6-0		0-0-0		0-2-0		AWAY		0-2-0		1-2-0		0-0-0											
1-1-0		0-0-0		1-0-0		NEUTRAL		0-0-0		0-0-0		0-1-0											
4-6-0		0-1-0		1-0-0		NON-CONFERENCE		1-3-0		2-1-0		0-1-0											
3-3-0		0-1-0		0-0-0		HOME		1-2-0		2-0-0		0-0-0											
0-2-0		0-0-0		0-0-		AWAY		0-1-0		0-1-0		0-0-0											
1-1-0		0-0-0		1-0-0		NEUTRAL		0-0-0		0-0-0		0-1-0											
4-5-1		0-0-0		1-3-0		CONFERENCE		0-1-1		3-1-0		0-0-0											
3-1-1		0-0-0		1-1-0		HOME		0-0-1		2-0-0		0-0-0											
1-4-0		0-0-0		0-2-0		AWAY		0-1-0		1-1-0		0-0-0											
0-0-0		0-0-0		0-0-0		NEUTRAL		0-0-0		0-0-0		0-0-0											
RPI	S	Opponent		Score		RPI	S	Opponent		Score		RPI	S	Opponent		Score							
23	H	Cornell		1	2	37	N	Syracuse		3	1	57	A	CSU Bakersfield		1	2	102	A	UC Riverside	3	2	
						39	A	Cal St. Northridge		0	1	72	H	UC Santa Barbara		0	0	102	H	UC Riverside	2	1	
						39	H	Cal St. Northridge		5	4	73	A	Sacramento St.		1	2	112	H	Air Force	2	0	
						40	A	UC Davis		1	2	83	H	American		0	1	120	A	Loyola Marymount	0	1	
						49	H	Cal Poly		0	2	91	H	San Diego		2	1	136	H	UNLV	2	1	
												100	H	Portland		0	4	137	A	UC Irvine	1	2	
																		137	H	UC Irvine	1	0	
																		153	N	Canisius	2	4	
LAST 10 GAMES																							
						102	H	UC Riverside		2	1	137	A	UC Irvine		1	2						
						39	A	Cal St. Northridge		0	1	40	A	UC Davis		1	2						
						137	H	UC Irvine		1	0	73	A	Sacramento St.		1	2						
						102	A	UC Riverside		3	2	72	H	UC Santa Barbara		0	0						
						39	H	Cal St. Northridge		5	4	49	H	Cal Poly		0	2						

Non-Div. I Games:

Cal St. Fullerton

B
u
t
l
e
r

Butler				Through Games Of November 4, 2012																
Average RPI Win:		147	WON-LOST RECORD		WINNING PCT. RANK		LAST 10 GAMES		STRENGTH OF SCHEDULE		OPP. STRENGTH OF SCHEDULE		TEAM RPI		ADJ RPI		CONF. RPI		ADJ CONF. RPI	
DIV. I ONLY			5-8-5		.41667 129		3-6-1		40		67		95		.49827 88		12		13	
DIV. I NON-CONF.			2-3-4		.44444 108		0-1-0		84		51		113		.47764 109		15		15	
TOTALS		RPI 1-25		RPI 26-50		W-L RECORDS		RPI 51-100		RPI 101-150		RPI 150+								
5-8-5		0-4-2		0-1-0		OVERALL		1-2-2		1-1-1		3-0-0								
4-3-0		0-2-0		0-0-0		HOME		1-0-0		1-1-0		2-0-0								
1-5-1		0-2-0		0-1-0		AWAY		0-2-1		0-0-0		1-0-0								
0-0-4		0-0-2		0-0-0		NEUTRAL		0-0-1		0-0-1		0-0-0								
2-3-4		0-1-2		0-0-0		NON-CONFERENCE		1-1-1		0-1-1		1-0-0								
2-1-0		0-0-0		0-0-0		HOME		1-0-0		0-1-0		1-0-0								
0-2-0		0-1-0		0-0-		AWAY		0-1-0		0-0-0		0-0-0								
0-0-4		0-0-2		0-0-0		NEUTRAL		0-0-1		0-0-1		0-0-0								
3-5-1		0-3-0		0-1-0		CONFERENCE		0-1-1		1-0-0		2-0-0								
2-2-0		0-2-0		0-0-0		HOME		0-0-0		1-0-0		1-0-0								
1-3-1		0-1-0		0-1-0		AWAY		0-1-1		0-0-0		1-0-0								
0-0-0		0-0-0		0-0-0		NEUTRAL		0-0-0		0-0-0		0-0-0								
RPI	S	Opponent		Score		RPI	S	Opponent		Score		RPI	S	Opponent		Score				
9	A	Saint Louis		0 4		35	A	Xavier		1 2		64	A	Dayton		1 3				
10	A	Indiana		0 2								76	H	Evansville		3 0				
13	H	Charlotte		0 1								81	A	Ohio St.		1 4				
19	N	St. John's (NY)		1 1								94	A	Temple		3 3				
21	H	VCU		0 1								98	N	William & Mary		0 0				
25	N	South Fla.		2 2																

Non-Div. I Games:

Butler

B
u
t
l
e
r

Average RPI Win:		125	WON-LOST RECORD		WINNING PCT. RANK		LAST 10 GAMES		STRENGTH OF SCHEDULE		OPP. STRENGTH OF SCHEDULE		TEAM RPI		ADJ RPI		CONF. RPI		ADJ CONF. RPI	
DIV. I ONLY			6-8-3		.44118 119		2-5-2		96		13		103		.49798 89		3		3	
DIV. I NON-CONF.			5-2-1		.6875 45		1-0-0		145		32		131		.46752 118		4		3	
TOTALS		RPI 1-25		RPI 26-50		W-L RECORDS		RPI 51-100		RPI 101-150		RPI 150+								
6-8-3		0-3-2		1-1-0		OVERALL		1-4-1		2-0-0		2-0-0								
3-4-1		0-1-1		1-0-0		HOME		0-3-0		2-0-0		0-0-0								
1-3-2		0-1-1		0-1-0		AWAY		1-1-1		0-0-0		0-0-0								
2-1-0		0-1-0		0-0-0		NEUTRAL		0-0-0		0-0-0		2-0-0								
5-2-1		0-1-1		0-0-0		NON-CONFERENCE		1-1-0		2-0-0		2-0-0								
2-1-0		0-0-0		0-0-0		HOME		0-1-0		2-0-0		0-0-0								
1-0-1		0-0-1		0-0-		AWAY		1-0-0		0-0-0		0-0-0								
2-1-0		0-1-0		0-0-0		NEUTRAL		0-0-0		0-0-0		2-0-0								
1-6-2		0-2-1		1-1-0		CONFERENCE		0-3-1		0-0-0		0-0-0								
1-3-1		0-1-1		1-0-0		HOME		0-2-0		0-0-0		0-0-0								
0-3-1		0-1-0		0-1-0		AWAY		0-1-1		0-0-0		0-0-0								
0-0-0		0-0-0		0-0-0		NEUTRAL		0-0-0		0-0-0		0-0-0								
RPI	S	Opponent		Score		RPI	S	Opponent		Score		RPI	S	Opponent		Score				
1	N	Notre Dame		2	3	38	A	California		0	1	58	A	Clemson		1	0			
3	H	UCLA		3	4	38	H	California		2	1	65	A	Stanford		0	2			
10	A	Indiana		0	0							65	H	Stanford		0	4			
17	A	Washington		0	2							81	H	Ohio St.		1	2			
17	H	Washington		1	1							93	A	Oregon St.		1	1			
												93	H	Oregon St.		0	1			
LAST 10 GAMES																				
65	H	Stanford		0	4	3	H	UCLA		3	4									
38	H	California		2	1	93	H	Oregon St.		0	1									
93	A	Oregon St.		1	1	17	H	Washington		1	1									
17	A	Washington		0	2	65	A	Stanford		0	2									
58	A	Clemson		1	0	38	A	California		0	1									

Non-Div. I Games: Point Loma 4 0

San Diego St.

Average RPI Win:	138	WON-LOST RECORD	WINNING PCT. RANK	LAST 10 GAMES	STRENGTH OF SCHEDULE	OPP. STRENGTH OF SCHEDULE	TEAM RPI	ADJ RPI	CONF. RPI	ADJ CONF. RPI	
DIV. I ONLY	9-5-3	.61765	59	5-2-3	137	141	90	.49739	90	20	19
DIV. I NON-CONF.	5-4-1	.55	79	1-1-1	75	110	60	.53663	54	17	17
<hr/>											
TOTALS	RPI 1-25	RPI 26-50		W-L RECORDS	RPI 51-100		RPI 101-150		RPI 150+		
9-5-3	0-0-0	1-1-0		OVERALL	0-2-1		3-2-0		5-0-2		
5-1-0	0-0-0	0-0-0		HOME	0-0-0		3-1-0		2-0-0		
4-4-3	0-0-0	1-1-0		AWAY	0-2-1		0-1-0		3-0-2		
0-0-0	0-0-0	0-0-0		NEUTRAL	0-0-0		0-0-0		0-0-0		
<hr/>											
5-4-1	0-0-0	1-1-0		NON-CONFERENCE	0-2-1		1-1-0		3-0-0		
2-1-0	0-0-0	0-0-0		HOME	0-0-0		1-1-0		1-0-0		
3-3-1	0-0-0	1-0-		AWAY	0-2-1		0-0-0		2-0-0		
0-0-0	0-0-0	0-0-0		NEUTRAL	0-0-0		0-0-0		0-0-0		
<hr/>											
4-1-2	0-0-0	0-0-0		CONFERENCE	0-0-0		2-1-0		2-0-2		
3-0-0	0-0-0	0-0-0		HOME	0-0-0		2-0-0		1-0-0		
1-1-2	0-0-0	0-0-0		AWAY	0-0-0		0-1-0		1-0-2		
0-0-0	0-0-0	0-0-0		NEUTRAL	0-0-0		0-0-0		0-0-0		
<hr/>											
RPI S	Opponent	Score	RPI S	Opponent	Score	RPI S	Opponent	Score	RPI S	Opponent	Score
			27 A	Brown	0 2	82 A	Wisconsin	1 2	103 H	Bowling Green	0 1
			28 A	Michigan	3 0	86 A	Cincinnati	0 0	113 H	Ill.-Chicago	1 0
						96 A	Oakland	0 1	125 H	Siena	3 2
									126 H	Milwaukee	2 1
									139 A	Detroit	1 3
									152 A	Duquesne	2 0
									158 H	Belmont	4 0
									168 H	Wright St.	2 1
									178 A	Valparaiso	0 0
									185 A	Robert Morris	2 0
									186 A	Loyola Chicago	3 2
									187 A	Green Bay	1 1
<hr/>											
LAST 10 GAMES											
			187 A	Green Bay	1 1	168 H	Wright St.	2 1			
			113 H	Ill.-Chicago	1 0	158 H	Belmont	4 0			
			186 A	Loyola Chicago	3 2	82 A	Wisconsin	1 2			
			126 H	Milwaukee	2 1	86 A	Cincinnati	0 0			
			178 A	Valparaiso	0 0	139 A	Detroit	1 3			

Non-Div. I Games:

Cleveland St.

Average RPI Win:	117	WON-LOST RECORD	WINNING PCT. RANK	LAST 10 GAMES	STRENGTH OF SCHEDULE	OPP. STRENGTH OF SCHEDULE	TEAM RPI	ADJ RPI	CONF. RPI	ADJ CONF. RPI		
DIV. I ONLY		10-7-0	.58824	68	8-2-0	158	66	92	.49694	91	15	14
DIV. I NON-CONF.		2-5-0	.28571	169	0-0-0	150	37	92	.49608	93	6	6
<hr/>												
TOTALS	RPI 1-25	RPI 26-50		W-L RECORDS		RPI 51-100		RPI 101-150		RPI 150+		
10-7-0	0-0-0	0-1-0		OVERALL		5-5-0		3-1-0		2-0-0		
5-3-0	0-0-0	0-1-0		HOME		3-1-0		1-1-0		1-0-0		
4-4-0	0-0-0	0-0-0		AWAY		2-4-0		1-0-0		1-0-0		
1-0-0	0-0-0	0-0-0		NEUTRAL		0-0-0		1-0-0		0-0-0		
<hr/>												
2-5-0	0-0-0	0-1-0		NON-CONFERENCE		1-3-0		1-1-0		0-0-0		
1-3-0	0-0-0	0-1-0		HOME		1-1-0		0-1-0		0-0-0		
0-2-0	0-0-0	0-0-		AWAY		0-2-0		0-0-0		0-0-0		
1-0-0	0-0-0	0-0-0		NEUTRAL		0-0-0		1-0-0		0-0-0		
<hr/>												
8-2-0	0-0-0	0-0-0		CONFERENCE		4-2-0		2-0-0		2-0-0		
4-0-0	0-0-0	0-0-0		HOME		2-0-0		1-0-0		1-0-0		
4-2-0	0-0-0	0-0-0		AWAY		2-2-0		1-0-0		1-0-0		
0-0-0	0-0-0	0-0-0		NEUTRAL		0-0-0		0-0-0		0-0-0		
<hr/>												
RPI S	Opponent	Score	RPI S	Opponent	Score	RPI S	Opponent	Score	RPI S	Opponent	Score	
			39 H	Cal St. Northridge	0 5	52 A	Santa Clara	0 2	120 A	Loyola Marymount	2 1	
						55 A	St. Mary's (CA)	3 2	120 H	Loyola Marymount	1 0	
						72 H	UC Santa Barbara	0 3	137 H	UC Irvine	0 2	
						73 A	Sacramento St.	1 2	145 N	Houston Baptist	2 0	
						81 H	Ohio St.	2 0	174 A	Gonzaga	1 0	
						87 A	Cal St. Fullerton	1 2	174 H	Gonzaga	2 0	
						99 A	San Francisco	2 0				
						99 H	San Francisco	2 1				
						100 A	Portland	1 2				
						100 H	Portland	4 3				
<hr/>												
			LAST 10 GAMES									
			100 A	Portland	1 2	120 A	Loyola Marymount	2 1				
			174 A	Gonzaga	1 0	174 H	Gonzaga	2 0				
			99 H	San Francisco	2 1	100 H	Portland	4 3				
			120 H	Loyola Marymount	1 0	55 A	St. Mary's (CA)	3 2				
			99 A	San Francisco	2 0	52 A	Santa Clara	0 2				

Non-Div. I Games:

San Diego

Average RPI Win:	137	WON-LOST RECORD	WINNING PCT. RANK	LAST 10 GAMES	STRENGTH OF SCHEDULE	OPP. STRENGTH OF SCHEDULE	TEAM RPI	ADJ RPI	CONF. RPI	ADJ CONF. RPI		
DIV. I ONLY		6-12-0	.33333	158	2-8-0	11	61	84	.49503	92	2	2
DIV. I NON-CONF.		4-5-0	.44444	108	0-1-0	110	169	156	.4318	155	3	4
<hr/>												
TOTALS	RPI 1-25	RPI 26-50		W-L RECORDS		RPI 51-100		RPI 101-150		RPI 150+		
6-12-0	0-7-0	0-2-0		OVERALL		2-1-0		1-1-0		3-1-0		
5-4-0	0-2-0	0-0-0		HOME		2-1-0		1-0-0		2-1-0		
1-7-0	0-4-0	0-2-0		AWAY		0-0-0		0-1-0		1-0-0		
0-1-0	0-1-0	0-0-0		NEUTRAL		0-0-0		0-0-0		0-0-0		
4-5-0	0-2-0	0-0-0		NON-CONFERENCE		1-1-0		0-1-0		3-1-0		
3-2-0	0-0-0	0-0-0		HOME		1-1-0		0-0-0		2-1-0		
1-2-0	0-1-0	0-0-		AWAY		0-0-0		0-1-0		1-0-0		
0-1-0	0-1-0	0-0-0		NEUTRAL		0-0-0		0-0-0		0-0-0		
2-7-0	0-5-0	0-2-0		CONFERENCE		1-0-0		1-0-0		0-0-0		
2-2-0	0-2-0	0-0-0		HOME		1-0-0		1-0-0		0-0-0		
0-5-0	0-3-0	0-2-0		AWAY		0-0-0		0-0-0		0-0-0		
0-0-0	0-0-0	0-0-0		NEUTRAL		0-0-0		0-0-0		0-0-0		
RPI	S	Opponent	Score	RPI	S	Opponent	Score	RPI	S	Opponent	Score	
1	H	Notre Dame	1 6	37	A	Syracuse	0 1	75	H	Princeton	1 2	
5	A	Georgetown	0 1	43	A	Villanova	1 3	77	H	Providence	2 1	
5	H	Georgetown	0 2					97	H	Monmouth	1 0	
6	A	Connecticut	0 4									
7	A	Marquette	0 2									
21	N	VCU	1 5									
24	A	Old Dominion	0 6									
											</	

Non-Div. I Games:

Seton Hall

Average RPI Win: 142		WON-LOST RECORD		WINNING PCT. RANK		LAST 10 GAMES		STRENGTH OF SCHEDULE		OPP. STRENGTH OF SCHEDULE		TEAM RPI		ADJ RPI		CONF. RPI		ADJ CONF. RPI					
DIV. I ONLY		6-8-3		.44118 119		2-6-2		76		22		99		.4937 93		3		3					
DIV. I NON-CONF.		5-2-1		.6875 45		1-0-0		139		66		136		.45903 128		4		3					
TOTALS		RPI 1-25		RPI 26-50		W-L RECORDS		RPI 51-100		RPI 101-150		RPI 150+											
6-8-3		0-5-0		0-2-0		OVERALL		2-1-3		1-0-0		3-0-0											
4-2-2		0-1-0		0-1-0		HOME		1-0-2		1-0-0		2-0-0											
1-5-0		0-3-0		0-1-0		AWAY		1-1-0		0-0-0		0-0-0											
1-1-1		0-1-0		0-0-0		NEUTRAL		0-0-1		0-0-0		1-0-0											
5-2-1		0-2-0		0-0-0		NON-CONFERENCE		1-0-1		1-0-0		3-0-0											
4-0-0		0-0-0		0-0-0		HOME		1-0-0		1-0-0		2-0-0											
0-1-0		0-1-0		0-0-		AWAY		0-0-0		0-0-0		0-0-0											
1-1-1		0-1-0		0-0-0		NEUTRAL		0-0-1		0-0-0		1-0-0											
1-6-2		0-3-0		0-2-0		CONFERENCE		1-1-2		0-0-0		0-0-0											
0-2-2		0-1-0		0-1-0		HOME		0-0-2		0-0-0		0-0-0											
1-4-0		0-2-0		0-1-0		AWAY		1-1-0		0-0-0		0-0-0											
0-0-0		0-0-0		0-0-0		NEUTRAL		0-0-0		0-0-0		0-0-0											
RPI	S	Opponent		Score		RPI	S	Opponent		Score		RPI	S	Opponent		Score							
1	A	Notre Dame		0	1	38	A	California		0	1	65	A	Stanford		2	3	137	H	UC Irvine	1	0	
3	A	UCLA		0	1	38	H	California		1	3	65	H	Stanford		2	2	174	H	Gonzaga	3	0	
3	H	UCLA		1	2							72	N	UC Santa Barbara		2	2	187	H	Green Bay	6	1	
10	N	Indiana		2	3							73	H	Sacramento St.		4	0	193	N	Manhattan	6	0	
17	A	Washington		0	1							89	A	San Diego St.		1	0						
												89	H	San Diego St.		1	1						
LAST 10 GAMES																							
						89	H	San Diego St.		1	1	65	H	Stanford		2	2						
						3	H	UCLA		1	2	89	A	San Diego St.		1	0						
						38	A	California		0	1	3	A	UCLA		0	1						
						65	A	Stanford		2	3	17	A	Washington		0	1						
						38	H	California		1	3	137	H	UC Irvine		1	0						

Non-Div. I Games:

Oregon St.

Average RPI Win: 162		WON-LOST	WINNING	LAST 10	STRENGTH OF		OPP. STRENGTH	TEAM	ADJ		CONF.	ADJ CONF.
Average RPI Loss: 52		RECORD	PCT. RANK	GAMES	SCHEDULE		OF SCHEDULE	RPI	RPI		RPI	RPI
DIV. I ONLY		10-5-3	.63889	49	7-1-2		187	115	101		.49314	94
DIV. I NON-CONF.		4-4-1	.5	88	1-0-0		180	142	110		.48339	102
TOTALS		RPI 1-25	RPI 26-50		W-L RECORDS		RPI 51-100		RPI 101-150		RPI 150+	
10-5-3		0-1-0	0-3-1		OVERALL		1-0-1		1-1-0		8-0-1	
6-1-1		0-1-0	0-0-0		HOME		0-0-1		0-0-0		6-0-0	
4-3-2		0-0-0	0-3-1		AWAY		1-0-0		1-0-0		2-0-1	
0-1-0		0-0-0	0-0-0		NEUTRAL		0-0-0		0-1-0		0-0-0	
4-4-1		0-0-0	0-3-1		NON-CONFERENCE		0-0-0		0-1-0		4-0-0	
3-0-0		0-0-0	0-0-0		HOME		0-0-0		0-0-0		3-0-0	
1-3-1		0-0-0	0-1-		AWAY		0-0-0		0-0-0		1-0-0	
0-1-0		0-0-0	0-0-0		NEUTRAL		0-0-0		0-1-0		0-0-0	
6-1-2		0-1-0	0-0-0		CONFERENCE		1-0-1		1-0-0		4-0-1	
3-1-1		0-1-0	0-0-0		HOME		0-0-1		0-0-0		3-0-0	
3-0-1		0-0-0	0-0-0		AWAY		1-0-0		1-0-0		1-0-1	
0-0-0		0-0-0	0-0-0		NEUTRAL		0-0-0		0-0-0		0-0-0	
RPI S	Opponent	Score	RPI S	Opponent	Score	RPI S	Opponent	Score	RPI S	Opponent	Score	
9	H Saint Louis	1 3	39	A Cal St. Northridge	1 2	85	A La Salle	3 0	115	A Fordham	2 0	
			43	A Villanova	0 1		88	H Butler	3 3	118	N Virginia Tech	0 1
			48	A James Madison	0 0					152	H Duquesne	2 1
			49	A Cal Poly	1 4					159	H Saint Joseph's	2 0
										160	A Rhode Island	0 0
										167	H St. Bonaventure	2 1
										171	A Massachusetts	2 0
										173	H Saint Peter's	2 1
										193	H Manhattan	3 2
										197	A Rider	2 0
										204	H Howard	4 0
LAST 10 GAMES												
			159	H Saint Joseph's	2 0		171	A Massachusetts	2 0			
			85	A La Salle	3 0		160	A Rhode Island	0 0			
			115	A Fordham	2 0		152	H Duquesne	2 1			
			9	H Saint Louis	1 3		167	H St. Bonaventure	2 1			
			88	H Butler	3 3		197	A Rider	2 0			

Non-Div. I Games:

Temple

Average RPI Win: 147		WON-LOST RECORD		WINNING PCT. RANK		LAST 10 GAMES		STRENGTH OF SCHEDULE		OPP. STRENGTH OF SCHEDULE		TEAM RPI		ADJ RPI		CONF. RPI		ADJ CONF. RPI	
DIV. I ONLY		5-7-6		.44444 116		4-3-3		51		107		100		.49244 95		16		16	
DIV. I NON-CONF.		2-6-3		.31818 157		1-2-0		17		59		61		.52819 61		16		16	
TOTALS		RPI 1-25		RPI 26-50		W-L RECORDS		RPI 51-100		RPI 101-150		RPI 150+							
5-7-6		0-2-1		0-2-0		OVERALL		0-2-2		3-1-2		2-0-1							
2-3-4		0-1-0		0-1-0		HOME		0-1-2		2-0-1		0-0-1							
3-4-2		0-1-1		0-1-0		AWAY		0-1-0		1-1-1		2-0-0							
0-0-0		0-0-0		0-0-0		NEUTRAL		0-0-0		0-0-0		0-0-0							
2-6-3		0-2-1		0-2-0		NON-CONFERENCE		0-2-1		1-0-1		1-0-0							
1-3-1		0-1-0		0-1-0		HOME		0-1-1		1-0-0		0-0-0							
1-3-2		0-1-1		0-0-		AWAY		0-1-0		0-0-1		1-0-0							
0-0-0		0-0-0		0-0-0		NEUTRAL		0-0-0		0-0-0		0-0-0							
3-1-3		0-0-0		0-0-0		CONFERENCE		0-0-1		2-1-1		1-0-1							
1-0-3		0-0-0		0-0-0		HOME		0-0-1		1-0-1		0-0-1							
2-1-0		0-0-0		0-0-0		AWAY		0-0-0		1-1-0		1-0-0							
0-0-0		0-0-0		0-0-0		NEUTRAL		0-0-0		0-0-0		0-0-0							
RPI S	Opponent		Score		RPI S	Opponent		Score		RPI S	Opponent		Score		RPI S	Opponent		Score	
4 A	Maryland		0	2	37 A	Syracuse		0	6	63 H	Vermont		1	1	128 H	Binghamton		3	2
19 A	St. John's (NY)		1	1	43 H	Villanova		0	1	68 H	Wofford		0	4	130 H	Lafayette		2	2
23 H	Cornell		1	3						70 A	Dartmouth		0	1	131 H	Lehigh		5	0
										83 H	American		1	1	142 A	Yale		0	0
															144 A	Navy		3	2
															150 A	Bucknell		0	1
															151 H	Holy Cross		1	1
															157 A	Hartwick		2	1
															177 A	Army		1	0
LAST 10 GAMES																			
	144 A Navy		3	2		23 H Cornell		1	3										
	150 A Bucknell		0	1		151 H Holy Cross		1	1										
	130 H Lafayette		2	2		157 A Hartwick		2	1										
	4 A Maryland		0	2		131 H Lehigh		5	0										
	177 A Army		1	0		83 H American		1	1										

Non-Div. I Games:

Colgate

Average RPI Win:	147	WON-LOST	WINNING	LAST 10	STRENGTH OF	OPP. STRENGTH	TEAM	ADJ	CONF.	ADJ CONF.		
Average RPI Loss:	130	RECORD	PCT. RANK	GAMES	SCHEDULE	OF SCHEDULE	RPI	RPI	RPI	RPI		
DIV. I ONLY		11-4-3	.69444	26	6-2-2	192	155	97	.49006	97	19	20
DIV. I NON-CONF.		5-2-1	.6875	45	0-0-0	195	62	101	.491	97	22	21
<hr/>												
TOTALS	RPI 1-25	RPI 26-50		W-L RECORDS		RPI 51-100		RPI 101-150		RPI 150+		
11-4-3	0-0-0	0-0-0		OVERALL		3-1-1		2-2-1		6-1-1		
6-0-3	0-0-0	0-0-0		HOME		2-0-1		1-0-1		3-0-1		
5-4-0	0-0-0	0-0-0		AWAY		1-1-0		1-2-0		3-1-0		
0-0-0	0-0-0	0-0-0		NEUTRAL		0-0-0		0-0-0		0-0-0		
5-2-1	0-0-0	0-0-0		NON-CONFERENCE		2-1-1		1-1-0		2-0-0		
3-0-1	0-0-0	0-0-0		HOME		2-0-1		0-0-0		1-0-0		
2-2-0	0-0-0	0-0-		AWAY		0-1-0		1-1-0		1-0-0		
0-0-0	0-0-0	0-0-0		NEUTRAL		0-0-0		0-0-0		0-0-0		
6-2-2	0-0-0	0-0-0		CONFERENCE		1-0-0		1-1-1		4-1-1		
3-0-2	0-0-0	0-0-0		HOME		0-0-0		1-0-1		2-0-1		
3-2-0	0-0-0	0-0-0		AWAY		1-0-0		0-1-0		2-1-0		
0-0-0	0-0-0	0-0-0		NEUTRAL		0-0-0		0-0-0		0-0-0		
RPI S	Opponent	Score	RPI S	Opponent	Score	RPI S	Opponent	Score	RPI S	Opponent	Score	
						59 H	Hofstra	1 1	105 H	Fairleigh Dickinson	0 0	
						61 H	Col. of Charleston	1 0	119 A	Iona	1 3	
						77 H	Providence	3 1	134 H	Sacred Heart	1 0	
						84 A	Quinnipiac	3 0	143 A	Central Conn. St.	0 1	
						92 A	Seton Hall	0 1	148 A	Towson	1 0	
									163 H	Saint Francis (PA)	0 0	
									165 A	St. Francis (NY)	1 2	
									170 H	Columbia	1 0	
									172 H	Bryant	3 2	
									185 H	Robert Morris	2 1	
									188 A	Mt. St. Mary's	2 1	
									197 A	Rider	2 0	
									200 A	LIU Brooklyn	1 0	
LAST 10 GAMES												
						134 H	Sacred Heart	1 0	188 A	Mt. St. Mary's	2 1	
						200 A	LIU Brooklyn	1 0	172 H	Bryant	3 2	
						165 A	St. Francis (NY)	1 2	105 H	Fairleigh Dickinson	0 0	
						163 H	Saint Francis (PA)	0 0	143 A	Central Conn. St.	0 1	
						185 H	Robert Morris	2 1	84 A	Quinnipiac	3 0	

Non-Div. I Games:

Monmouth

Average RPI Win:	105	WON-LOST RECORD	WINNING PCT. RANK	LAST 10 GAMES	STRENGTH OF SCHEDULE	OPP. STRENGTH OF SCHEDULE	TEAM RPI	ADJ RPI	CONF. RPI	ADJ CONF. RPI		
Average RPI Loss:	55											
DIV. I ONLY		4-10-4	.33333	158	2-6-2	30	43	109	.48944	98	7	7
DIV. I NON-CONF.		2-5-1	.3125	158	0-1-0	25	17	90	.50478	87	11	11
<hr/>												
TOTALS	RPI 1-25	RPI 26-50		W-L RECORDS		RPI 51-100		RPI 101-150		RPI 150+		
4-10-4	1-4-0	0-2-1		OVERALL		0-2-2		2-2-1		1-0-0		
2-4-1	0-1-0	0-1-1		HOME		0-0-0		1-2-0		1-0-0		
1-6-2	1-3-0	0-1-0		AWAY		0-2-1		0-0-1		0-0-0		
1-0-1	0-0-0	0-0-0		NEUTRAL		0-0-1		1-0-0		0-0-0		
2-5-1	0-4-0	0-0-0		NON-CONFERENCE		0-1-1		2-0-0		0-0-0		
1-1-0	0-1-0	0-0-0		HOME		0-0-0		1-0-0		0-0-0		
0-4-0	0-3-0	0-0-		AWAY		0-1-0		0-0-0		0-0-0		
1-0-1	0-0-0	0-0-0		NEUTRAL		0-0-1		1-0-0		0-0-0		
2-5-3	1-0-0	0-2-1		CONFERENCE		0-1-1		0-2-1		1-0-0		
1-3-1	0-0-0	0-1-1		HOME		0-0-0		0-2-0		1-0-0		
1-2-2	1-0-0	0-1-0		AWAY		0-1-1		0-0-1		0-0-0		
0-0-0	0-0-0	0-0-0		NEUTRAL		0-0-0		0-0-0		0-0-0		
RPI	S	Opponent	Score	RPI	S	Opponent	Score	RPI	S	Opponent	Score	
14	A	Creighton	1 2	31	H	Drexel	0 3	59	A	Hofstra	2 2	
19	A	St. John's (NY)	1 2	34	H	Northeastern	1 1	78	A	George Mason	0 2	
20	H	Elon	1 2	48	A	James Madison	0 1	79	A	High Point	0 1	
21	A	VCU	0 2					88	N	Butler	0 0	
24	A	Old Dominion	2 1									
								</				

Non-Div. I Games:

William & Mary

San Francisco

Through Games Of November 4, 2012

Average RPI Win:	106	WON-LOST RECORD	WINNING PCT. RANK	LAST 10 GAMES	STRENGTH OF SCHEDULE	OPP. STRENGTH OF SCHEDULE	TEAM RPI	ADJ RPI	CONF. RPI	ADJ CONF. RPI		
DIV. I ONLY		5-7-4	.4375	125	3-5-2	69	65	111	.48892	99	15	14
DIV. I NON-CONF.		2-2-2	.5	88	0-0-0	57	10	88	.50723	85	6	6
<hr/>												
TOTALS	RPI 1-25	RPI 26-50		W-L RECORDS		RPI 51-100		RPI 101-150		RPI 150+		
5-7-4	0-0-0	0-1-2		OVERALL		2-6-1		2-0-1		1-0-0		
3-3-1	0-0-0	0-0-1		HOME		2-3-0		1-0-0		0-0-0		
2-4-3	0-0-0	0-1-1		AWAY		0-3-1		1-0-1		1-0-0		
0-0-0	0-0-0	0-0-0		NEUTRAL		0-0-0		0-0-0		0-0-0		
<hr/>												
2-2-2	0-0-0	0-1-2		NON-CONFERENCE		1-1-0		1-0-0		0-0-0		
1-1-1	0-0-0	0-0-1		HOME		1-1-0		0-0-0		0-0-0		
1-1-1	0-0-0	0-1-		AWAY		0-0-0		1-0-0		0-0-0		
0-0-0	0-0-0	0-0-0		NEUTRAL		0-0-0		0-0-0		0-0-0		
<hr/>												
3-5-2	0-0-0	0-0-0		CONFERENCE		1-5-1		1-0-1		1-0-0		
2-2-0	0-0-0	0-0-0		HOME		1-2-0		1-0-0		0-0-0		
1-3-2	0-0-0	0-0-0		AWAY		0-3-1		0-0-1		1-0-0		
0-0-0	0-0-0	0-0-0		NEUTRAL		0-0-0		0-0-0		0-0-0		
<hr/>												
RPI	S	Opponent	Score	RPI	S	Opponent	Score	RPI	S	Opponent	Score	
				30	A	Boston College	1 2	52	A	Santa Clara	1 2	
				38	A	California	0 0	52	H	Santa Clara	0 1	
				40	H	UC Davis	2 2	55	A	St. Mary's (CA)	1 1	
								55	H	St. Mary's (CA)	2 1	
								65	H	Stanford	0 1	
								73	H	Sacramento St.	2 1	
								91	A	San Diego	1 2	
								91	H	San Diego	0 2	
								100	A	Portland	0 1	
<hr/>												
LAST 10 GAMES												
				55	A	St. Mary's (CA)	1 1	120	H	Loyola Marymount	2 0	
				52	H	Santa Clara	0 1	52	A	Santa Clara	1 2	
				120	A	Loyola Marymount	1 1	55	H	St. Mary's (CA)	2 1	
				91	A	San Diego	1 2	174	A	Gonzaga	2 1	
				91	H	San Diego	0 2	100	A	Portland	0 1	

Non-Div. I Games:

San Francisco

Average RPI Win: 97		WON-LOST	WINNING	LAST 10	STRENGTH OF	OPP. STRENGTH	TEAM	ADJ	CONF.	ADJ CONF.		
Average RPI Loss: 80		RECORD	PCT. RANK	GAMES	SCHEDULE	OF SCHEDULE	RPI	RPI	RPI	RPI		
DIV. I ONLY		7-9-1	.44118	119	5-5-0	58	110	96	.48849	100	15	14
DIV. I NON-CONF.		2-4-1	.35714	142	0-0-0	46	75	83	.50381	90	6	6
<hr/>												
TOTALS		RPI 1-25	RPI 26-50		W-L RECORDS	RPI 51-100		RPI 101-150		RPI 150+		
7-9-1	0-0-0		0-2-0		OVERALL	5-4-1		1-2-0		1-1-0		
4-3-1	0-0-0		0-0-0		HOME	3-2-1		0-1-0		1-0-0		
3-3-0	0-0-0		0-0-0		AWAY	2-2-0		1-0-0		0-1-0		
0-3-0	0-0-0		0-2-0		NEUTRAL	0-0-0		0-1-0		0-0-0		
<hr/>												
2-4-1	0-0-0		0-2-0		NON-CONFERENCE	2-0-1		0-1-0		0-1-0		
1-0-1	0-0-0		0-0-0		HOME	1-0-1		0-0-0		0-0-0		
1-1-0	0-0-0		0-0-		AWAY	1-0-0		0-0-0		0-1-0		
0-3-0	0-0-0		0-2-0		NEUTRAL	0-0-0		0-1-0		0-0-0		
<hr/>												
5-5-0	0-0-0		0-0-0		CONFERENCE	3-4-0		1-1-0		1-0-0		
3-3-0	0-0-0		0-0-0		HOME	2-2-0		0-1-0		1-0-0		
2-2-0	0-0-0		0-0-0		AWAY	1-2-0		1-0-0		0-0-0		
0-0-0	0-0-0		0-0-0		NEUTRAL	0-0-0		0-0-0		0-0-0		
<hr/>												
RPI S	Opponent	Score	RPI S	Opponent	Score	RPI S	Opponent	Score	RPI S	Opponent	Score	
			27 N	Brown	0 3	52 A	Santa Clara	2 1	104 N	Bradley	1 4	
			39 N	Cal St. Northridge	0 4	52 H	Santa Clara	2 3	120 A	Loyola Marymount	2 1	
						55 A	St. Mary's (CA)	2 3	120 H	Loyola Marymount	1 2	
						55 H	St. Mary's (CA)	0 1	174 H	Gonzaga	4 1	
						57 H	CSU Bakersfield	2 1	180 A	Seattle	3 4	
						82 H	Wisconsin	1 1				
						87 A	Cal St. Fullerton	4 0				
						91 A	San Diego	3 4				
						91 H	San Diego	2 1				
						99 H	San Francisco	1 0				
<hr/>												
LAST 10 GAMES												
			91 H	San Diego	2 1	52 H	Santa Clara	2 3				
			120 H	Loyola Marymount	1 2	120 A	Loyola Marymount	2 1				
			55 A	St. Mary's (CA)	2 3	91 A	San Diego	3 4				
			52 A	Santa Clara	2 1	99 H	San Francisco	1 0				
			55 H	St. Mary's (CA)	0 1	174 H	Gonzaga	4 1				

Non-Div. I Games:

Portland

Average RPI Win:	96	WON-LOST	WINNING	LAST 10	STRENGTH OF	OPP. STRENGTH	TEAM	ADJ	CONF.	ADJ CONF.	
Average RPI Loss:	67	RECORD	PCT. RANK	GAMES	SCHEDULE	OF SCHEDULE	RPI	RPI	RPI	RPI	
DIV. I ONLY	7-10-1	.41667	129	5-5-0	53	73	94	.48733	101	7	7
DIV. I NON-CONF.	3-4-1	.4375	119	1-0-0	62	76	95	.48937	98	11	11
TOTALS	RPI 1-25	RPI 26-50	W-L RECORDS	RPI 51-100	RPI 101-150	RPI 150+					
7-10-1	0-1-0	1-4-0	OVERALL	3-3-0	3-1-1	0-1-0					
4-4-1	0-1-0	1-1-0	HOME	1-1-0	2-1-1	0-0-0					
2-6-0	0-0-0	0-3-0	AWAY	1-2-0	1-0-0	0-1-0					
1-0-0	0-0-0	0-0-0	NEUTRAL	1-0-0	0-0-0	0-0-0					
3-4-1	0-0-0	1-1-0	NON-CONFERENCE	1-2-0	1-1-1	0-0-0					
1-2-1	0-0-0	1-0-0	HOME	0-1-0	0-1-1	0-0-0					
1-2-0	0-0-0	0-0-	AWAY	0-1-0	1-0-0	0-0-0					
1-0-0	0-0-0	0-0-0	NEUTRAL	1-0-0	0-0-0	0-0-0					
4-6-0	0-1-0	0-3-0	CONFERENCE	2-1-0	2-0-0	0-1-0					
3-2-0	0-1-0	0-1-0	HOME	1-0-0	2-0-0	0-0-0					
1-4-0	0-0-0	0-2-0	AWAY	1-1-0	0-0-0	0-1-0					
0-0-0	0-0-0	0-0-0	NEUTRAL	0-0-0	0-0-0	0-0-0					
RPI S Opponent	Score	RPI S Opponent	Score	RPI S Opponent	Score	RPI S Opponent	Score				
24 H Old Dominion	1 3	31 A Drexel	0 2	55 H St. Mary's (CA)	0 1	124 A Appalachian St.	1 0				
		34 A Northeastern	1 2	59 H Hofstra	3 2	128 H Binghamton	2 3				
		42 H Duke	2 1	61 N Col. of Charleston	2 0	140 H UNC Greensboro	2 2				
		47 A Campbell	1 2	66 A Furman	2 4	141 H Georgia St.	2 1				
		48 H James Madison	1 2	78 A George Mason	0 2	148 H Towson	1 0				
				98 A William & Mary	3 0	154 A Delaware	0 1				
LAST 10 GAMES											
		154 A Delaware	0 1	48 H James Madison	1 2						
		148 H Towson	1 0	31 A Drexel	0 2						
		34 A Northeastern	1 2	98 A William & Mary	3 0						
		141 H Georgia St.	2 1	59 H Hofstra	3 2						
		24 H Old Dominion	1 3	42 H Duke	2 1						

Non-Div. I Games:

UNC Wilmington

Average RPI Win:	147	WON-LOST RECORD	WINNING PCT. RANK	LAST 10 GAMES	STRENGTH OF SCHEDULE	OPP. STRENGTH OF SCHEDULE	TEAM RPI	ADJ RPI	CONF. RPI	ADJ CONF. RPI	
Average RPI Loss:	62										
DIV. I ONLY		10-8-0	.55556 81	3-7-0	163	92	110	.48713 102	6	6	
DIV. I NON-CONF.		7-1-0	.875 10	0-0-0	196	184	150	.44905 139	8	8	
<hr/>											
TOTALS	RPI 1-25	RPI 26-50		W-L RECORDS	RPI 51-100		RPI 101-150		RPI 150+		
10-8-0	0-0-0	1-3-0		OVERALL	0-5-0		5-0-0		4-0-0		
4-4-0	0-0-0	1-1-0		HOME	0-3-0		1-0-0		2-0-0		
4-4-0	0-0-0	0-2-0		AWAY	0-2-0		3-0-0		1-0-0		
2-0-0	0-0-0	0-0-0		NEUTRAL	0-0-0		1-0-0		1-0-0		
<hr/>											
7-1-0	0-0-0	0-0-0		NON-CONFERENCE	0-1-0		3-0-0		4-0-0		
2-1-0	0-0-0	0-0-0		HOME	0-1-0		0-0-0		2-0-0		
3-0-0	0-0-0	0-0-		AWAY	0-0-0		2-0-0		1-0-0		
2-0-0	0-0-0	0-0-0		NEUTRAL	0-0-0		1-0-0		1-0-0		
<hr/>											
3-7-0	0-0-0	1-3-0		CONFERENCE	0-4-0		2-0-0		0-0-0		
2-3-0	0-0-0	1-1-0		HOME	0-2-0		1-0-0		0-0-0		
1-4-0	0-0-0	0-2-0		AWAY	0-2-0		1-0-0		0-0-0		
0-0-0	0-0-0	0-0-0		NEUTRAL	0-0-0		0-0-0		0-0-0		
<hr/>											
RPI S	Opponent	Score	RPI S	Opponent	Score	RPI S	Opponent	Score	RPI S	Opponent	Score
			39 A	Cal St. Northridge	1 2	57 H	CSU Bakersfield	0 2	119 A	Iona	1 0
			39 H	Cal St. Northridge	1 2	72 H	UC Santa Barbara	1 3	136 A	UNLV	4 3
			40 A	UC Davis	0 1	73 A	Sacramento St.	0 1	137 A	UC Irvine	4 3
			49 H	Cal Poly	3 2	87 A	Cal St. Fullerton	1 2	137 H	UC Irvine	4 1
						87 H	Cal St. Fullerton	2 3	139 N	Detroit	2 1
									175 A	Marist	3 0
									181 H	Neb. Omaha	1 0
									194 H	North Florida	5 0
									200 N	LIU Brooklyn	4 0
<hr/>											
LAST 10 GAMES											
			87 A	Cal St. Fullerton	1 2	39 A	Cal St. Northridge	1 2			
			137 A	UC Irvine	4 3	73 A	Sacramento St.	0 1			
			39 H	Cal St. Northridge	1 2	40 A	UC Davis	0 1			
			87 H	Cal St. Fullerton	2 3	49 H	Cal Poly	3 2			
			137 H	UC Irvine	4 1	72 H	UC Santa Barbara	1 3			

Non-Div. I Games:

UC Riverside

Average RPI Win:	131	WON-LOST	WINNING	LAST 10	STRENGTH OF	OPP. STRENGTH	TEAM	ADJ	CONF.	ADJ CONF.		
Average RPI Loss:	94	RECORD	PCT. RANK	GAMES	SCHEDULE	OF SCHEDULE	RPI	RPI	RPI	RPI		
DIV. I ONLY	8-8-3	.5	94	5-4-1	111	97	105	.4869	103	14	15	
DIV. I NON-CONF.	5-5-2	.5	88	2-2-0	96	93	100	.49338	95	14	14	
<hr/>												
TOTALS	RPI 1-25	RPI 26-50		W-L RECORDS		RPI 51-100		RPI 101-150		RPI 150+		
8-8-3	0-1-0	1-1-1		OVERALL		1-3-1		2-1-1		4-2-0		
5-4-1	0-1-0	0-1-0		HOME		0-1-1		2-1-0		3-0-0		
3-3-2	0-0-0	1-0-1		AWAY		1-1-0		0-0-1		1-2-0		
0-1-0	0-0-0	0-0-0		NEUTRAL		0-1-0		0-0-0		0-0-0		
<hr/>												
5-5-2	0-0-0	1-0-1		NON-CONFERENCE		1-3-1		1-1-0		2-1-0		
3-2-1	0-0-0	0-0-0		HOME		0-1-1		1-1-0		2-0-0		
2-2-1	0-0-0	1-1-		AWAY		1-1-0		0-0-0		0-1-0		
0-1-0	0-0-0	0-0-0		NEUTRAL		0-1-0		0-0-0		0-0-0		
<hr/>												
3-3-1	0-1-0	0-1-0		CONFERENCE		0-0-0		1-0-1		2-1-0		
2-2-0	0-1-0	0-1-0		HOME		0-0-0		1-0-0		1-0-0		
1-1-1	0-0-0	0-0-0		AWAY		0-0-0		0-0-1		1-1-0		
0-0-0	0-0-0	0-0-0		NEUTRAL		0-0-0		0-0-0		0-0-0		
<hr/>												
RPI	S	Opponent	Score	RPI	S	Opponent	Score	RPI	S	Opponent	Score	
2	H	Akron	0 2	28	A	Michigan	2 0	60	H	Michigan St.	1 2	
				36	A	Coastal Caro.	3 3	67	H	Marshall	0 0	
				45	H	West Virginia	0 1	68	N	Wofford	0 1	
								81	A	Ohio St.	0 2	
								90	A	Cleveland St.	1 0	
										116	A Northern Ill.	0 0
										117	H Western Mich.	2 1
										126	H Milwaukee	2 1
										139	H Detroit	0 2
										155	H Buffalo	3 0
										157	A Hartwick	0 2
										167	H St. Bonaventure	3 0
										168	H Wright St.	3 2
										195	A Fla. Atlantic	2 0
										196	A IPFW	1 2
<hr/>												
LAST 10 GAMES												
				45	H	West Virginia	0 1	196	A	IPFW	1 2	
				168	H	Wright St.	3 2	155	H	Buffalo	3 0	
				195	A	Fla. Atlantic	2 0	81	A	Ohio St.	0 2	
				28	A	Michigan	2 0	117	H	Western Mich.	2 1	
				116	A	Northern Ill.	0 0	157	A	Hartwick	0 2	

Non-Div. I Games:

Bowling Green

Average RPI Win:	139	WON-LOST RECORD	WINNING PCT. RANK	LAST 10 GAMES	STRENGTH OF SCHEDULE	OPP. STRENGTH OF SCHEDULE	TEAM RPI	ADJ RPI	CONF. RPI	ADJ CONF. RPI			
DIV. I ONLY		10-5-4	.63158	55	6-2-2	145	142	91	.48647	104	8	8	
DIV. I NON-CONF.		7-3-3	.65385	58	3-0-1	178	182	114	.46406	123	12	12	
<hr/>													
TOTALS	RPI 1-25	RPI 26-50		W-L RECORDS		RPI 51-100		RPI 101-150		RPI 150+			
10-5-4	0-1-0	1-1-0		OVERALL		2-0-1		2-2-1		5-1-2			
6-1-2	0-0-0	1-0-0		HOME		1-0-0		1-1-1		3-0-1			
2-4-1	0-1-0	0-1-0		AWAY		0-0-0		1-1-0		1-1-1			
2-0-1	0-0-0	0-0-0		NEUTRAL		1-0-1		0-0-0		1-0-0			
7-3-3	0-0-0	1-0-0		NON-CONFERENCE		1-0-1		0-2-0		5-1-2			
4-1-1	0-0-0	1-0-0		HOME		0-0-0		0-1-0		3-0-1			
1-2-1	0-0-0	0-0-		AWAY		0-0-0		0-1-0		1-1-1			
2-0-1	0-0-0	0-0-0		NEUTRAL		1-0-1		0-0-0		1-0-0			
3-2-1	0-1-0	0-1-0		CONFERENCE		1-0-0		2-0-1		0-0-0			
2-0-1	0-0-0	0-0-0		HOME		1-0-0		1-0-1		0-0-0			
1-2-0	0-1-0	0-1-0		AWAY		0-0-0		1-0-0		0-0-0			
0-0-0	0-0-0	0-0-0		NEUTRAL		0-0-0		0-0-0		0-0-0			
RPI	S	Opponent	Score	RPI	S	Opponent	Score	RPI	S	Opponent	Score		
14	A	Creighton	0 1	32	A	SIU Edwardsville	1 4	76	H	Evansville	2 0		
				41	H	Northwestern	3 1	86	N	Cincinnati	1 1		
								100	N	Portland	4 1		
										106	A	San Jose St.	2 3
										110	H	Drake	3 2
										117	H	Western Mich.	1 2
										129	H	Central Ark.	1 1
										146	A	Missouri St.	1 0
										157	H	Hartwick	1 1
										158	A	Belmont	0 1
										169	H	Northern Ky.	1 0
										181	H	Neb. Omaha	3 2
										182	A	Western Ill.	1 1
										184	N	Lipscomb	2 1
										186	A	Loyola Chicago	3 0
										201	H	Eastern Ill.	2 0
				LAST 10 GAMES									
				129	H	Central Ark.	1 1	76	H	Evansville	2 0		
				186	A	Loyola Chicago	3 0	32	A	SIU Edwardsville	1 4		
				182	A	Western Ill.	1 1	146	A	Missouri St.	1 0		
				14	A	Creighton	0 1	41	H	Northwestern	3 1		
				110	H	Drake	3 2	169	H	Northern Ky.	1 0		

Non-Div. I Games:

Bradley

Average RPI Win:	159	WON-LOST RECORD	WINNING PCT. RANK	LAST 10 GAMES	STRENGTH OF SCHEDULE	OPP. STRENGTH OF SCHEDULE	TEAM RPI	ADJ RPI	CONF. RPI	ADJ CONF. RPI	
Average RPI Loss:	86										
DIV. I ONLY	9-5-4	.61111	63	6-1-3	138	163	98	.48599	105	19	20
DIV. I NON-CONF.	3-4-1	.4375	119	0-0-0	115	60	81	.51029	82	22	21
<hr/>											
TOTALS	RPI 1-25	RPI 26-50		W-L RECORDS	RPI 51-100		RPI 101-150		RPI 150+		
9-5-4	0-0-0	0-1-1		OVERALL	0-3-1		5-0-0		4-1-2		
6-1-1	0-0-0	0-1-0		HOME	0-0-0		3-0-0		3-0-1		
3-2-3	0-0-0	0-0-1		AWAY	0-2-1		2-0-0		1-0-1		
0-2-0	0-0-0	0-0-0		NEUTRAL	0-1-0		0-0-0		0-1-0		
<hr/>											
3-4-1	0-0-0	0-1-1		NON-CONFERENCE	0-2-0		3-0-0		0-1-0		
2-1-0	0-0-0	0-1-0		HOME	0-0-0		2-0-0		0-0-0		
1-1-1	0-0-0	0-1-		AWAY	0-1-0		1-0-0		0-0-0		
0-2-0	0-0-0	0-0-0		NEUTRAL	0-1-0		0-0-0		0-1-0		
<hr/>											
6-1-3	0-0-0	0-0-0		CONFERENCE	0-1-1		2-0-0		4-0-2		
4-0-1	0-0-0	0-0-0		HOME	0-0-0		1-0-0		3-0-1		
2-1-2	0-0-0	0-0-0		AWAY	0-1-1		1-0-0		1-0-1		
0-0-0	0-0-0	0-0-0		NEUTRAL	0-0-0		0-0-0		0-0-0		
<hr/>											
RPI S	Opponent	Score	RPI S	Opponent	Score	RPI S	Opponent	Score	RPI S	Opponent	Score
			29 A	UAB	2 2	56 N	Memphis	0 1	130 H	Lafayette	1 0
			50 H	Stony Brook	0 5	75 A	Princeton	0 2	134 H	Sacred Heart	1 0
						84 A	Quinnipiac	0 3	138 H	Albany (NY)	4 0
						97 A	Monmouth	0 0	143 A	Central Conn. St.	2 0
									149 A	NJIT	4 3
									163 H	Saint Francis (PA)	0 0
									165 H	St. Francis (NY)	2 0
									166 N	Penn	2 3
									172 A	Bryant	0 0
									185 H	Robert Morris	1 0
									188 A	Mt. St. Mary's	2 1
									200 H	LIU Brooklyn	2 1
<hr/>											
LAST 10 GAMES											
			84 A	Quinnipiac	0 3	143 A	Central Conn. St.	2 0			
			165 H	St. Francis (NY)	2 0	134 H	Sacred Heart	1 0			
			172 A	Bryant	0 0	188 A	Mt. St. Mary's	2 1			
			185 H	Robert Morris	1 0	97 A	Monmouth	0 0			
			163 H	Saint Francis (PA)	0 0	200 H	LIU Brooklyn	2 1			

Non-Div. I Games:

Fairleigh Dickinson

Average RPI Win:	101	WON-LOST	WINNING	LAST 10	STRENGTH OF	OPP. STRENGTH	TEAM	ADJ	CONF.	ADJ CONF.	
Average RPI Loss:	84	RECORD	PCT. RANK	GAMES	SCHEDULE	OF SCHEDULE	RPI	RPI	RPI	RPI	
DIV. I ONLY	8-8-1	.5	94	5-4-1	97	101	93	.48572	106	11	10
DIV. I NON-CONF.	3-4-0	.42857	125	0-0-0	50	99	66	.51827	71	7	7
TOTALS	RPI 1-25	RPI 26-50	W-L RECORDS		RPI 51-100	RPI 101-150		RPI 150+			
8-8-1	0-1-0	0-1-0	OVERALL		4-3-0	3-3-0		1-0-1			
4-5-0	0-1-0	0-1-0	HOME		1-1-0	2-2-0		1-0-0			
4-3-1	0-0-0	0-0-0	AWAY		3-2-0	1-1-0		0-0-1			
0-0-0	0-0-0	0-0-0	NEUTRAL		0-0-0	0-0-0		0-0-0			
3-4-0	0-0-0	0-1-0	NON-CONFERENCE		2-2-0	1-1-0		0-0-0			
1-3-0	0-0-0	0-1-0	HOME		0-1-0	1-1-0		0-0-0			
2-1-0	0-0-0	0-0-	AWAY		2-1-0	0-0-0		0-0-0			
0-0-0	0-0-0	0-0-0	NEUTRAL		0-0-0	0-0-0		0-0-0			
5-4-1	0-1-0	0-0-0	CONFERENCE		2-1-0	2-2-0		1-0-1			
3-2-0	0-1-0	0-0-0	HOME		1-0-0	1-1-0		1-0-0			
2-2-1	0-0-0	0-0-0	AWAY		1-1-0	1-1-0		0-0-1			
0-0-0	0-0-0	0-0-0	NEUTRAL		0-0-0	0-0-0		0-0-0			
RPI S Opponent	Score	RPI S Opponent	Score	RPI S Opponent	Score	RPI S Opponent	Score				
12 H New Mexico	0 1	49 H Cal Poly	1 3	51 A Denver	0 4	104 H Bradley	3 2				
				52 A Santa Clara	5 3	112 A Air Force	1 3				
				57 A CSU Bakersfield	2 1	136 A UNLV	2 1				
				57 H CSU Bakersfield	1 0	136 H UNLV	2 3				
				65 A Stanford	1 2	145 H Houston Baptist	2 0				
				73 A Sacramento St.	2 1	149 H NJIT	2 4				
				99 H San Francisco	0 2	180 A Seattle	0 0				
						180 H Seattle	3 0				
LAST 10 GAMES											
180 H Seattle	3 0	136 H UNLV	2 3	57 H CSU Bakersfield	1 0						
145 H Houston Baptist	2 0	136 A UNLV	2 1	57 A CSU Bakersfield	2 1						
12 H New Mexico	0 1	180 A Seattle	0 0								
112 A Air Force	1 3										
51 A Denver	0 4										

Non-Div. I Games:

San Jose St.

Fairfield

Through Games Of November 4, 2012

Average RPI Win: 174		WON-LOST	WINNING	LAST 10	STRENGTH OF		OPP. STRENGTH	TEAM	ADJ	CONF.	ADJ CONF.
Average RPI Loss: 65		RECORD	PCT. RANK	GAMES	SCHEDULE		OF SCHEDULE	RPI	RPI	RPI	RPI
DIV. I ONLY		7-8-1	.46875	113	4-5-1		86	151	108	.48495	107
DIV. I NON-CONF.		4-4-1	.5	88	1-1-1		42	115	78	.51858	70
TOTALS		RPI 1-25	RPI 26-50		W-L RECORDS		RPI 51-100		RPI 101-150		RPI 150+
7-8-1		0-1-0	0-3-1		OVERALL		0-2-0		1-1-0		6-1-0
3-3-0		0-0-0	0-3-0		HOME		0-0-0		1-0-0		2-0-0
4-4-1		0-1-0	0-0-1		AWAY		0-1-0		0-1-0		4-1-0
0-1-0		0-0-0	0-0-0		NEUTRAL		0-1-0		0-0-0		0-0-0
4-4-1		0-1-0	0-2-1		NON-CONFERENCE		0-1-0		1-0-0		3-0-0
2-2-0		0-0-0	0-2-0		HOME		0-0-0		1-0-0		1-0-0
2-1-1		0-1-0	0-1-		AWAY		0-0-0		0-0-0		2-0-0
0-1-0		0-0-0	0-0-0		NEUTRAL		0-1-0		0-0-0		0-0-0
3-4-0		0-0-0	0-1-0		CONFERENCE		0-1-0		0-1-0		3-1-0
1-1-0		0-0-0	0-1-0		HOME		0-0-0		0-0-0		1-0-0
2-3-0		0-0-0	0-0-0		AWAY		0-1-0		0-1-0		2-1-0
0-0-0		0-0-0	0-0-0		NEUTRAL		0-0-0		0-0-0		0-0-0
RPI S	Opponent	Score	RPI S	Opponent	Score	RPI S	Opponent	Score	RPI S	Opponent	Score
12 A	New Mexico	0 2	27 A	Brown	0 0	51 N	Denver	1 2	119 A	Iona	2 4
			30 H	Boston College	0 1	54 A	Niagara	0 1	142 H	Yale	1 0
			34 H	Northeastern	0 1				153 A	Canisius	2 1
			44 H	Loyola Maryland	0 3				160 H	Rhode Island	2 0
									170 A	Columbia	1 0
									173 A	Saint Peter's	0 2
									193 A	Manhattan	3 0
									197 H	Rider	3 0
									200 A	LIU Brooklyn	2 1
LAST 10 GAMES											
			153 A	Canisius	2 1	173 A	Saint Peter's	0 2			
			54 A	Niagara	0 1	119 A	Iona	2 4			
			44 H	Loyola Maryland	0 3	27 A	Brown	0 0			
			197 H	Rider	3 0	160 H	Rhode Island	2 0			
			193 A	Manhattan	3 0	51 N	Denver	1 2			

Non-Div. I Games:

Fairfield

Average RPI Win:	163	WON-LOST RECORD	WINNING PCT. RANK	LAST 10 GAMES		STRENGTH OF SCHEDULE	OPP. STRENGTH OF SCHEDULE	TEAM RPI	ADJ RPI	CONF. RPI	ADJ CONF. RPI					
DIV. I ONLY		9-5-4	.61111	63	6-3-1	146	177	102	.48366	108	18	18				
DIV. I NON-CONF.		2-3-3	.4375	119	0-1-0	104	157	85	.50545	86	18	18				
<hr/>																
TOTALS	RPI 1-25	RPI 26-50		W-L RECORDS		RPI 51-100		RPI 101-150		RPI 150+						
9-5-4	0-0-1	1-1-0		OVERALL		0-1-2		1-3-0		7-0-1						
3-3-1	0-0-0	1-1-0		HOME		0-1-0		1-1-0		1-0-1						
4-2-3	0-0-1	0-0-0		AWAY		0-0-2		0-2-0		4-0-0						
2-0-0	0-0-0	0-0-0		NEUTRAL		0-0-0		0-0-0		2-0-0						
<hr/>																
2-3-3	0-0-1	0-0-0		NON-CONFERENCE		0-1-1		0-2-0		2-0-1						
0-1-1	0-0-0	0-0-0		HOME		0-1-0		0-0-0		0-0-1						
0-2-2	0-0-1	0-0-		AWAY		0-0-1		0-2-0		0-0-0						
2-0-0	0-0-0	0-0-0		NEUTRAL		0-0-0		0-0-0		2-0-0						
<hr/>																
7-2-1	0-0-0	1-1-0		CONFERENCE		0-0-1		1-1-0		5-0-0						
3-2-0	0-0-0	1-1-0		HOME		0-0-0		1-1-0		1-0-0						
4-0-1	0-0-0	0-0-0		AWAY		0-0-1		0-0-0		4-0-0						
0-0-0	0-0-0	0-0-0		NEUTRAL		0-0-0		0-0-0		0-0-0						
<hr/>																
RPI	S	Opponent	Score		RPI	S	Opponent	Score		RPI	S	Opponent	Score			
20	A	Elon	1	1	36	H	Coastal Caro.	1	4	53	A	UMBC	0	0		
					47	H	Campbell	2	1	67	H	Marshall	0	1		
										79	A	High Point	0	0		
												109	A	East Tenn. St.	1	2
												111	H	Winthrop	2	0
												118	A	Virginia Tech	0	1
												147	H	Liberty	1	2
												164	A	Gardner-Webb	6	1
												169	N	Northern Ky.	1	0
												175	H	Marist	2	2
												183	H	Presbyterian	3	1
												190	A	Longwood	3	0
												198	N	Adelphi	4	2
												199	A	VMI	2	0
												203	A	UNC Asheville	2	1
<hr/>																
LAST 10 GAMES																
					111	H	Winthrop	2	0	203	A	UNC Asheville	2	1		
					147	H	Liberty	1	2	199	A	VMI	2	0		
					36	H	Coastal Caro.	1	4	183	H	Presbyterian	3	1		
					118	A	Virginia Tech	0	1	190	A	Longwood	3	0		
					79	A	High Point	0	0	164	A	Gardner-Webb	6	1		

Non-Div. I Games:

Radford

Average RPI Win:	154	WON-LOST RECORD	WINNING PCT. RANK	LAST 10 GAMES	STRENGTH OF SCHEDULE	OPP. STRENGTH OF SCHEDULE	TEAM RPI	ADJ RPI	CONF. RPI	ADJ CONF. RPI						
DIV. I ONLY		9-6-3	.58333	73	5-2-3	142	162	104	.48022	109	21	21				
DIV. I NON-CONF.		4-4-2	.5	88	0-0-2	82	72	65	.52208	67	20	20				
<hr/>																
TOTALS	RPI 1-25	RPI 26-50		W-L RECORDS		RPI 51-100		RPI 101-150		RPI 150+						
9-6-3	0-0-1	1-1-0		OVERALL		0-1-1		2-4-0		6-0-1						
6-1-1	0-0-1	1-0-0		HOME		0-0-0		2-1-0		3-0-0						
3-5-2	0-0-0	0-1-0		AWAY		0-1-1		0-3-0		3-0-1						
0-0-0	0-0-0	0-0-0		NEUTRAL		0-0-0		0-0-0		0-0-0						
4-4-2	0-0-1	1-1-0		NON-CONFERENCE		0-0-1		2-3-0		1-0-0						
3-0-1	0-0-1	1-0-0		HOME		0-0-0		2-0-0		0-0-0						
1-4-1	0-0-0	0-0-		AWAY		0-0-1		0-3-0		1-0-0						
0-0-0	0-0-0	0-0-0		NEUTRAL		0-0-0		0-0-0		0-0-0						
5-2-1	0-0-0	0-0-0		CONFERENCE		0-1-0		0-1-0		5-0-1						
3-1-0	0-0-0	0-0-0		HOME		0-0-0		0-1-0		3-0-0						
2-1-1	0-0-0	0-0-0		AWAY		0-1-0		0-0-0		2-0-1						
0-0-0	0-0-0	0-0-0		NEUTRAL		0-0-0		0-0-0		0-0-0						
RPI	S	Opponent	Score		RPI	S	Opponent	Score		RPI	S	Opponent	Score			
16	H	Wake Forest	2	2	26	A	Kentucky	1	3	66	A	Furman	1	1		
					29	H	UAB	1	0							
												108	H	Radford	2	1
												111	A	Winthrop	2	3
												124	A	Appalachian St.	0	1
												132	H	Mercer	1	2
												135	A	Davidson	1	2
												140	H	UNC Greensboro	3	1
												169	H	Northern Ky.	3	0
												179	A	USC Upstate	1	1
												183	A	Presbyterian	1	0
												184	A	Lipscomb	3	0
												191	A	Stetson	1	0
												192	H	Jacksonville	2	1
												194	H	North Florida	4	0
<hr/>																
LAST 10 GAMES																
					179	A	USC Upstate	1	1	16	H	Wake Forest	2	2		
					191	A	Stetson	1	0	192	H	Jacksonville	2	1		
					69	A	FGCU	0	1	194	H	North Florida	4	0		
					169	H	Northern Ky.	3	0	132	H	Mercer	1	2		
					184	A	Lipscomb	3	0	66	A	Furman	1	1		

Non-Div. I Games:

East Tenn. St.

Drake

Drake

Drake

Average RPI Win: 162		WON-LOST RECORD		WINNING PCT. RANK		LAST 10 GAMES		STRENGTH OF SCHEDULE		OPP. STRENGTH OF SCHEDULE		TEAM RPI		ADJ RPI		CONF. RPI		ADJ CONF. RPI	
DIV. I ONLY		8-8-1		.5 94		5-4-1		122		159		115		.47707 111		18		18	
DIV. I NON-CONF.		3-4-0		.42857 125		0-0-0		54		81		69		.51677 72		18		18	
TOTALS		RPI 1-25		RPI 26-50		W-L RECORDS		RPI 51-100		RPI 101-150		RPI 150+							
8-8-1		0-2-0		0-2-0		OVERALL		1-2-0		1-1-1		6-1-0							
5-1-1		0-0-0		0-0-0		HOME		0-1-0		1-0-1		4-0-0							
3-5-0		0-1-0		0-2-0		AWAY		1-1-0		0-1-0		2-0-0							
0-2-0		0-1-0		0-0-0		NEUTRAL		0-0-0		0-0-0		0-1-0							
3-4-0		0-2-0		0-0-0		NON-CONFERENCE		1-1-0		1-0-0		1-1-0							
2-0-0		0-0-0		0-0-0		HOME		0-0-0		1-0-0		1-0-0							
1-2-0		0-1-0		0-0-		AWAY		1-1-0		0-0-0		0-0-0							
0-2-0		0-1-0		0-0-0		NEUTRAL		0-0-0		0-0-0		0-1-0							
5-4-1		0-0-0		0-2-0		CONFERENCE		0-1-0		0-1-1		5-0-0							
3-1-1		0-0-0		0-0-0		HOME		0-1-0		0-0-1		3-0-0							
2-3-0		0-0-0		0-2-0		AWAY		0-0-0		0-1-0		2-0-0							
0-0-0		0-0-0		0-0-0		NEUTRAL		0-0-0		0-0-0		0-0-0							
RPI S	Opponent	Score		RPI S	Opponent	Score		RPI S	Opponent	Score		RPI S	Opponent	Score					
21 N	VCU	0	3	36 A	Coastal Caro.	0	1	61 A	Col. of Charleston	2	4	108 A	Radford	0	2				
24 A	Old Dominion	2	3	47 A	Campbell	2	5	68 A	Wofford	2	1	109 H	East Tenn. St.	3	2				
								79 H	High Point	1	2	147 H	Liberty	1	1				
												161 N	Ga. Southern	2	3				
												164 H	Gardner-Webb	2	1				
												179 H	USC Upstate	2	1				
												183 A	Presbyterian	2	0				
												190 H	Longwood	2	0				
												199 H	VMI	1	0				
												203 A	UNC Asheville	3	1				
LAST 10 GAMES																			
				108 A	Radford	0	2	36 A	Coastal Caro.	0	1								
				190 H	Longwood	2	0	47 A	Campbell	2	5								
				199 H	VMI	1	0	183 A	Presbyterian	2	0								
				164 H	Gardner-Webb	2	1	79 H	High Point	1	2								
				147 H	Liberty	1	1	203 A	UNC Asheville	3	1								

Non-Div. I Games: Brevard 4 1

Winthrop

[illegible]

Non-Div. I Games:

Air Force

Average RPI Win:		137	WON-LOST RECORD		WINNING PCT. RANK		LAST 10 GAMES		STRENGTH OF SCHEDULE		OPP. STRENGTH OF SCHEDULE		TEAM RPI		ADJ RPI		CONF. RPI		ADJ CONF. RPI					
DIV. I ONLY			7-7-2		.5		94		6-3-1		124		135		116		.47392		113		20		19	
DIV. I NON-CONF.			4-4-1		.5		88		3-0-0		56		84		76		.50952		83		17		17	
TOTALS		RPI 1-25		RPI 26-50		W-L RECORDS		RPI 51-100		RPI 101-150		RPI 150+												
7-7-2		0-2-0		1-0-0		OVERALL		1-1-0		1-4-0		4-0-2												
3-3-1		0-1-0		0-0-0		HOME		0-0-0		0-2-0		3-0-1												
4-4-1		0-1-0		1-0-0		AWAY		1-1-0		1-2-0		1-0-1												
0-0-0		0-0-0		0-0-0		NEUTRAL		0-0-0		0-0-0		0-0-0												
4-4-1		0-2-0		1-0-0		NON-CONFERENCE		1-0-0		1-2-0		1-0-1												
1-2-1		0-1-0		0-0-0		HOME		0-0-0		0-1-0		1-0-1												
3-2-0		0-1-0		1-0-		AWAY		1-0-0		1-1-0		0-0-0												
0-0-0		0-0-0		0-0-0		NEUTRAL		0-0-0		0-0-0		0-0-0												
3-3-1		0-0-0		0-0-0		CONFERENCE		0-1-0		0-2-0		3-0-1												
2-1-0		0-0-0		0-0-0		HOME		0-0-0		0-1-0		2-0-0												
1-2-1		0-0-0		0-0-0		AWAY		0-1-0		0-1-0		1-0-1												
0-0-0		0-0-0		0-0-0		NEUTRAL		0-0-0		0-0-0		0-0-0												
RPI	S	Opponent		Score		RPI	S	Opponent		Score		RPI	S	Opponent		Score								
5	H	Georgetown		2	3	32	A	SIU Edwardsville		1	0	81	A	Ohio St.		2	0							
7	A	Marquette		0	1							90	A	Cleveland St.		0	1							
														110 A Drake		3	1							
														122 H FIU		1	2							
														123 A DePaul		1	2							
														126 A Milwaukee		1	2							
														139 H Detroit		1	2							
														168 A Wright St.		1	1							
														176 H IUPUI		2	2							
														178 H Valparaiso		1	0							
														182 H Western Ill.		1	0							
														186 H Loyola Chicago		3	1							
														187 A Green Bay		2	0							
LAST 10 GAMES																								
						139	H	Detroit		1	2	126	A	Milwaukee		1	2							
						90	A	Cleveland St.		0	1	178	H	Valparaiso		1	0							
						187	A	Green Bay		2	0	32	A	SIU Edwardsville		1	0							
						110	A	Drake		3	1	168	A	Wright St.		1	1							
						186	H	Loyola Chicago		3	1	182	H	Western Ill.		1	0							

Non-Div. I Games:

Ill.-Chicago

Average RPI Win: 133		WON-LOST	WINNING	LAST 10	STRENGTH OF		OPP. STRENGTH	TEAM	ADJ	CONF.	ADJ CONF.
Average RPI Loss: 81		RECORD	PCT. RANK	GAMES	SCHEDULE		OF SCHEDULE	RPI	RPI	RPI	RPI
DIV. I ONLY		7-9-1	.44118	119	3-6-1		75	117	107	.47374	114
DIV. I NON-CONF.		6-4-0	.6	72	2-1-0		70	131	98	.48779	99
TOTALS		RPI 1-25	RPI 26-50		W-L RECORDS		RPI 51-100		RPI 101-150		RPI 150+
7-9-1		0-0-0	0-4-0		OVERALL		1-2-1		4-2-0		2-1-0
3-4-0		0-0-0	0-1-0		HOME		1-0-0		1-2-0		1-1-0
4-4-1		0-0-0	0-2-0		AWAY		0-2-1		3-0-0		1-0-0
0-1-0		0-0-0	0-1-0		NEUTRAL		0-0-0		0-0-0		0-0-0
6-4-0		0-0-0	0-3-0		NON-CONFERENCE		1-0-0		3-1-0		2-0-0
3-1-0		0-0-0	0-0-0		HOME		1-0-0		1-1-0		1-0-0
3-2-0		0-0-0	0-0-		AWAY		0-0-0		2-0-0		1-0-0
0-1-0		0-0-0	0-1-0		NEUTRAL		0-0-0		0-0-0		0-0-0
1-5-1		0-0-0	0-1-0		CONFERENCE		0-2-1		1-1-0		0-1-0
0-3-0		0-0-0	0-1-0		HOME		0-0-0		0-1-0		0-1-0
1-2-1		0-0-0	0-0-0		AWAY		0-2-1		1-0-0		0-0-0
0-0-0		0-0-0	0-0-0		NEUTRAL		0-0-0		0-0-0		0-0-0
RPI S	Opponent	Score	RPI S	Opponent	Score	RPI S	Opponent	Score	RPI S	Opponent	Score
			43 N	Villanova	1 2	53 A	UMBC	1 7	115 A	Fordham	1 0
			45 A	West Virginia	1 2	63 A	Vermont	2 3	125 A	Siena	1 0
			46 A	Penn St.	2 3	74 A	Boston U.	1 1	128 A	Binghamton	1 0
			50 H	Stony Brook	1 2	84 H	Quinnipiac	2 1	134 H	Sacred Heart	0 1
									138 H	Albany (NY)	0 1
									143 H	Central Conn. St.	2 1
									156 H	New Hampshire	1 2
									166 A	Penn	2 1
									171 H	Massachusetts	3 2
LAST 10 GAMES											
			138 H	Albany (NY)	0 1	63 A	Vermont	2 3			
			53 A	UMBC	1 7	74 A	Boston U.	1 1			
			128 A	Binghamton	1 0	134 H	Sacred Heart	0 1			
			50 H	Stony Brook	1 2	84 H	Quinnipiac	2 1			
			156 H	New Hampshire	1 2	125 A	Siena	1 0			

Non-Div. I Games:

Hartford

Average RPI Win:		150	WON-LOST RECORD		WINNING PCT. RANK		LAST 10 GAMES		STRENGTH OF SCHEDULE		OPP. STRENGTH OF SCHEDULE		TEAM RPI		ADJ RPI		CONF. RPI		ADJ CONF. RPI				
Average RPI Loss:		94																					
DIV. I ONLY			6-7-4		.47059 112		3-4-3		117		129		129		.47344 115		12		13				
DIV. I NON-CONF.			4-3-1		.5625 78		1-0-0		108		153		120		.47674 110		15		15				
TOTALS		RPI 1-25		RPI 26-50		W-L RECORDS		RPI 51-100		RPI 101-150		RPI 150+											
6-7-4		0-0-2		1-2-0		OVERALL		0-2-0		1-2-1		4-1-1											
2-3-2		0-0-1		0-0-0		HOME		0-1-0		0-2-0		2-0-1											
3-4-2		0-0-1		1-2-0		AWAY		0-1-0		0-0-1		2-1-0											
1-0-0		0-0-0		0-0-0		NEUTRAL		0-0-0		1-0-0		0-0-0											
4-3-1		0-0-0		1-2-0		NON-CONFERENCE		0-0-0		1-1-1		2-0-0											
2-1-0		0-0-0		0-0-0		HOME		0-0-0		0-1-0		2-0-0											
1-2-1		0-0-0		1-0-		AWAY		0-0-0		0-0-1		0-0-0											
1-0-0		0-0-0		0-0-0		NEUTRAL		0-0-0		1-0-0		0-0-0											
2-4-3		0-0-2		0-0-0		CONFERENCE		0-2-0		0-1-0		2-1-1											
0-2-2		0-0-1		0-0-0		HOME		0-1-0		0-1-0		0-0-1											
2-2-1		0-0-1		0-0-0		AWAY		0-1-0		0-0-0		2-1-0											
0-0-0		0-0-0		0-0-0		NEUTRAL		0-0-0		0-0-0		0-0-0											
RPI	S	Opponent		Score		RPI	S	Opponent		Score		RPI	S	Opponent		Score		RPI	S	Opponent		Score	
13	A	Charlotte		0 0		27	A	Brown		1 0		85	A	La Salle		0 1		114	H	Hartford		0 1	
21	H	VCU		1 1		33	A	Rutgers		0 1		94	H	Temple		0 2		125	N	Siena		2 1	
						50	A	Stony Brook		1 2								133	H	Richmond		2 3	
																		142	A	Yale		0 0	
																		152	A	Duquesne		0 3	
																		159	H	Saint Joseph's		0 0	
																		167	A	St. Bonaventure		2 0	
																		189	A	George Washington		2 1	
																		193	H	Manhattan		1 0	
																		198	H	Adelphi		1 0	
						LAST 10 GAMES																	
						167	A	St. Bonaventure		2 0		21	H	VCU		1 1							
						152	A	Duquesne		0 3		189	A	George Washington		2 1							
						159	H	Saint Joseph's		0 0		13	A	Charlotte		0 0							
						94	H	Temple		0 2		85	A	La Salle		0 1							
						133	H	Richmond		2 3		193	H	Manhattan		1 0							

Non-Div. I Games:

Fordham

Average RPI Win: 119		WON-LOST	WINNING	LAST 10	STRENGTH OF		OPP. STRENGTH	TEAM	ADJ	CONF.	ADJ CONF.
Average RPI Loss: 77		RECORD	PCT. RANK	GAMES	SCHEDULE		OF SCHEDULE	RPI	RPI	RPI	RPI
DIV. I ONLY		6-9-3	.41667	129	5-4-1		64	90	113	.47295	116
DIV. I NON-CONF.		2-7-2	.27273	176	1-2-0		59	77	97	.48059	105
TOTALS		RPI 1-25	RPI 26-50		W-L RECORDS		RPI 51-100		RPI 101-150		RPI 150+
6-9-3		0-4-0	2-0-0		OVERALL		0-1-0		1-2-2		3-2-1
2-1-3		0-1-0	1-0-0		HOME		0-0-0		0-0-2		1-0-1
3-6-0		0-3-0	1-0-0		AWAY		0-0-0		0-1-0		2-2-0
1-2-0		0-0-0	0-0-0		NEUTRAL		0-1-0		1-1-0		0-0-0
2-7-2		0-3-0	1-0-0		NON-CONFERENCE		0-1-0		1-1-1		0-2-1
0-0-2		0-0-0	0-0-0		HOME		0-0-0		0-0-1		0-0-1
1-5-0		0-3-0	1-0-		AWAY		0-0-0		0-0-0		0-2-0
1-2-0		0-0-0	0-0-0		NEUTRAL		0-1-0		1-1-0		0-0-0
4-2-1		0-1-0	1-0-0		CONFERENCE		0-0-0		0-1-1		3-0-0
2-1-1		0-1-0	1-0-0		HOME		0-0-0		0-0-1		1-0-0
2-1-0		0-0-0	0-0-0		AWAY		0-0-0		0-1-0		2-0-0
0-0-0		0-0-0	0-0-0		NEUTRAL		0-0-0		0-0-0		0-0-0
RPI S	Opponent	Score	RPI S	Opponent	Score	RPI S	Opponent	Score	RPI S	Opponent	Score
2 H	Akron	0 2	41 A	Northwestern	1 0	51 N	Denver	2 3	103 H	Bowling Green	0 0
7 A	Marquette	0 1	45 H	West Virginia	1 0				110 H	Drake	1 1
12 A	New Mexico	0 3							117 A	Western Mich.	0 2
14 A	Creighton	1 3							119 N	Iona	2 0
									126 N	Milwaukee	0 1
									155 A	Buffalo	1 0
									157 H	Hartwick	1 0
									160 H	Rhode Island	0 0
									178 A	Valparaiso	1 2
									187 A	Green Bay	1 2
									195 A	Fla. Atlantic	2 0
			LAST 10 GAMES								
			155 A	Buffalo	1 0	178 A	Valparaiso	1 2			
			117 A	Western Mich.	0 2	2 H	Akron	0 2			
			45 H	West Virginia	1 0	7 A	Marquette	0 1			
			41 A	Northwestern	1 0	157 H	Hartwick	1 0			
			103 H	Bowling Green	0 0	195 A	Fla. Atlantic	2 0			

Non-Div. I Games:

Northern Ill.

Average RPI Win:	151	WON-LOST	WINNING	LAST 10	STRENGTH OF	OPP. STRENGTH	TEAM	ADJ	CONF.	ADJ CONF.	
Average RPI Loss:	102	RECORD	PCT. RANK	GAMES	SCHEDULE	OF SCHEDULE	RPI	RPI	RPI	RPI	
DIV. I ONLY	10-6-2	.61111	63	4-4-2	186	120	112	.47181	117	14	15
DIV. I NON-CONF.	7-3-1	.68182	51	1-1-1	183	155	117	.46171	125	14	14
<hr/>											
TOTALS	RPI 1-25	RPI 26-50		W-L RECORDS	RPI 51-100		RPI 101-150		RPI 150+		
10-6-2	0-1-0	0-0-1		OVERALL	1-1-0		3-2-0		6-2-1		
5-1-2	0-0-0	0-0-1		HOME	0-0-0		1-1-0		4-0-1		
5-5-0	0-1-0	0-0-0		AWAY	1-1-0		2-1-0		2-2-0		
0-0-0	0-0-0	0-0-0		NEUTRAL	0-0-0		0-0-0		0-0-0		
7-3-1	0-0-0	0-0-0		NON-CONFERENCE	1-1-0		2-1-0		4-1-1		
2-1-1	0-0-0	0-0-0		HOME	0-0-0		0-1-0		2-0-1		
5-2-0	0-0-0	0-0-		AWAY	1-1-0		2-0-0		2-1-0		
0-0-0	0-0-0	0-0-0		NEUTRAL	0-0-0		0-0-0		0-0-0		
3-3-1	0-1-0	0-0-1		CONFERENCE	0-0-0		1-1-0		2-1-0		
3-0-1	0-0-0	0-0-1		HOME	0-0-0		1-0-0		2-0-0		
0-3-0	0-1-0	0-0-0		AWAY	0-0-0		0-1-0		0-1-0		
0-0-0	0-0-0	0-0-0		NEUTRAL	0-0-0		0-0-0		0-0-0		
RPI	S	Opponent	Score	RPI	S	Opponent	Score	RPI	S	Opponent	Score
2	A	Akron	0 1	45	H	West Virginia	1 1	60	A	Michigan St.	1 2
								86	A	Cincinnati	2 1
										103	A Bowling Green
											1 2
										104	A Bradley
											2 1
										116	H Northern Ill.
											2 0
										123	A DePaul
											1 0
										139	H Detroit
											1 2
										153	A Canisius
											0 1
										155	A Buffalo
											0 2
										157	H Hartwick
											2 1
										168	A Wright St.
											2 1
										176	H IUPUI
											1 1
										178	A Valparaiso
											1 0
										186	H Loyola Chicago
											4 1
										195	H Fla. Atlantic
											4 0
										196	H IPFW
											3 0
<hr/>											
LAST 10 GAMES											
2	A	Akron	0 1	86	A	Cincinnati	2 1				
116	H	Northern Ill.	2 0	195	H	Fla. Atlantic	4 0				
155	A	Buffalo	0 2	103	A	Bowling Green	1 2				
157	H	Hartwick	2 1	45	H	West Virginia	1 1				
139	H	Detroit	1 2	176	H	IUPUI	1 1				

Non-Div. I Games: Marygrove 4 0




Western Mich.

Average RPI Win: 142		WON-LOST	WINNING	LAST 10	STRENGTH OF		OPP. STRENGTH	TEAM	ADJ	CONF.	ADJ CONF.
Average RPI Loss: 34		RECORD	PCT. RANK	GAMES	SCHEDULE		OF SCHEDULE	RPI	RPI	RPI	RPI
DIV. I ONLY		6-9-3	.41667	129	2-6-2		72	76	114	.47099	118
DIV. I NON-CONF.		6-2-2	.7	43	2-1-2		167	193	168	.41642	168
TOTALS		RPI 1-25	RPI 26-50		W-L RECORDS		RPI 51-100		RPI 101-150		RPI 150+
6-9-3	0-4-0	0-3-1		OVERALL		1-2-0		3-0-0		2-0-2	
4-4-2	0-1-0	0-2-1		HOME		0-1-0		3-0-0		1-0-1	
0-5-1	0-3-0	0-1-0		AWAY		0-1-0		0-0-0		0-0-1	
2-0-0	0-0-0	0-0-0		NEUTRAL		1-0-0		0-0-0		1-0-0	
6-2-2	0-0-0	0-2-0		NON-CONFERENCE		1-0-0		3-0-0		2-0-2	
4-1-1	0-0-0	0-1-0		HOME		0-0-0		3-0-0		1-0-1	
0-1-1	0-0-0	0-0-		AWAY		0-0-0		0-0-0		0-0-1	
2-0-0	0-0-0	0-0-0		NEUTRAL		1-0-0		0-0-0		1-0-0	
0-7-1	0-4-0	0-1-1		CONFERENCE		0-2-0		0-0-0		0-0-0	
0-3-1	0-1-0	0-1-1		HOME		0-1-0		0-0-0		0-0-0	
0-4-0	0-3-0	0-0-0		AWAY		0-1-0		0-0-0		0-0-0	
0-0-0	0-0-0	0-0-0		NEUTRAL		0-0-0		0-0-0		0-0-0	
RPI S	Opponent	Score	RPI S	Opponent	Score	RPI S	Opponent	Score	RPI S	Opponent	Score
4 A	Maryland	0 2	30 H	Boston College	1 1	58 A	Clemson	0 3	108 H	Radford	1 0
8 A	North Carolina	0 2	32 H	SIU Edwardsville	1 3	80 H	North Carolina St.	0 1	133 H	Richmond	1 0
15 A	Virginia	2 3	42 H	Duke	0 2	94 N	Temple	1 0	149 H	NJIT	2 1
16 H	Wake Forest	0 4	47 A	Campbell	0 3				167 N	St. Bonaventure	4 0
									190 A	Longwood	0 0
									199 H	VMI	3 1
									204 H	Howard	1 1
LAST 10 GAMES											
58 A	Clemson	0 3	80 H	North Carolina St.	0 1						
42 H	Duke	0 2	190 A	Longwood	0 0						
108 H	Radford	1 0	149 H	NJIT	2 1						
15 A	Virginia	2 3	47 A	Campbell	0 3						
204 H	Howard	1 1	16 H	Wake Forest	0 4						

Non-Div. I Games:

Virginia Tech

I
o
n
a

 Tie,  Loss,  Non-Conf, S Site, H Home, A Away, N Neutral Page 119

Average RPI Win:	120	WON-LOST	WINNING	LAST 10	STRENGTH OF	OPP. STRENGTH	TEAM	ADJ	CONF.	ADJ CONF.	
Average RPI Loss:	59	RECORD	PCT. RANK	GAMES	SCHEDULE	OF SCHEDULE	RPI	RPI	RPI	RPI	
DIV. I ONLY	5-10-3	.36111	148	3-5-2	73	74	133	.46935	120	15	14
DIV. I NON-CONF.	2-5-1	.3125	158	0-0-0	19	21	77	.51528	75	6	6
<hr/>											
TOTALS	RPI 1-25	RPI 26-50		W-L RECORDS	RPI 51-100		RPI 101-150		RPI 150+		
5-10-3	0-3-0	0-1-0		OVERALL	3-6-2		0-0-1		2-0-0		
2-6-2	0-3-0	0-0-0		HOME	1-3-1		0-0-1		1-0-0		
3-4-1	0-0-0	0-1-0		AWAY	2-3-1		0-0-0		1-0-0		
0-0-0	0-0-0	0-0-0		NEUTRAL	0-0-0		0-0-0		0-0-0		
<hr/>											
2-5-1	0-3-0	0-1-0		NON-CONFERENCE	2-1-0		0-0-1		0-0-0		
1-4-1	0-3-0	0-0-0		HOME	1-1-0		0-0-1		0-0-0		
1-1-0	0-0-0	0-0-		AWAY	1-0-0		0-0-0		0-0-0		
0-0-0	0-0-0	0-0-0		NEUTRAL	0-0-0		0-0-0		0-0-0		
<hr/>											
3-5-2	0-0-0	0-0-0		CONFERENCE	1-5-2		0-0-0		2-0-0		
1-2-1	0-0-0	0-0-0		HOME	0-2-1		0-0-0		1-0-0		
2-3-1	0-0-0	0-0-0		AWAY	1-3-1		0-0-0		1-0-0		
0-0-0	0-0-0	0-0-0		NEUTRAL	0-0-0		0-0-0		0-0-0		
<hr/>											
RPI S	Opponent	Score		RPI S	Opponent	Score		RPI S	Opponent	Score	
3 H	UCLA	0	1	38 A	California	0	1	52 A	Santa Clara	0	1
18 H	Tulsa	0	3					55 A	St. Mary's (CA)	2	2
23 H	Cornell	0	2					65 A	Stanford	2	1
								72 H	UC Santa Barbara	1	2
								87 H	Cal St. Fullerton	1	0
								91 A	San Diego	0	1
								91 H	San Diego	1	2
								99 A	San Francisco	0	2
								99 H	San Francisco	1	1
								100 A	Portland	2	1
								100 H	Portland	1	2
<hr/>											
LAST 10 GAMES											
				174 A	Gonzaga	3	1	91 H	San Diego	1	2
				100 A	Portland	2	1	100 H	Portland	1	2
				99 H	San Francisco	1	1	174 H	Gonzaga	2	1
				91 A	San Diego	0	1	52 A	Santa Clara	0	1
				99 A	San Francisco	0	2	55 A	St. Mary's (CA)	2	2

Non-Div. I Games:

Loyola Marymount

Average RPI Win: 177		WON-LOST	WINNING	LAST 10	STRENGTH OF	OPP. STRENGTH	TEAM	ADJ	CONF.	ADJ CONF.				
Average RPI Loss: 51		RECORD	PCT. RANK	GAMES	SCHEDULE	OF SCHEDULE	RPI	RPI	RPI	RPI				
DIV. I ONLY		6-9-2	.41176	136	1-9-0		90	83	118	.46854	121	2	2	
DIV. I NON-CONF.		6-1-2	.77778	26	1-1-0		187	202	179	.40373	178	3	4	
<hr/>														
TOTALS		RPI 1-25		RPI 26-50		W-L RECORDS		RPI 51-100		RPI 101-150		RPI 150+		
6-9-2		0-4-0		0-1-0		OVERALL		0-3-1		0-1-0		6-0-1		
4-5-1		0-3-0		0-0-0		HOME		0-1-0		0-1-0		4-0-1		
1-4-0		0-1-0		0-1-0		AWAY		0-2-0		0-0-0		1-0-0		
1-0-1		0-0-0		0-0-0		NEUTRAL		0-0-1		0-0-0		1-0-0		
6-1-2		0-0-0		0-0-0		NON-CONFERENCE		0-0-1		0-1-0		6-0-1		
4-1-1		0-0-0		0-0-0		HOME		0-0-0		0-1-0		4-0-1		
1-0-0		0-0-0		0-0-		AWAY		0-0-0		0-0-0		1-0-0		
1-0-1		0-0-0		0-0-0		NEUTRAL		0-0-1		0-0-0		1-0-0		
0-8-0		0-4-0		0-1-0		CONFERENCE		0-3-0		0-0-0		0-0-0		
0-4-0		0-3-0		0-0-0		HOME		0-1-0		0-0-0		0-0-0		
0-4-0		0-1-0		0-1-0		AWAY		0-2-0		0-0-0		0-0-0		
0-0-0		0-0-0		0-0-0		NEUTRAL		0-0-0		0-0-0		0-0-0		
RPI	S	Opponent		Score	RPI	S	Opponent		Score	RPI	S	Opponent		Score
1	A	Notre Dame		1 7	43	A	Villanova		0 4	54	N	Niagara		1 1
5	H	Georgetown		1 3						77	A	Providence		2 3
6	H	Connecticut		1 2						86	H	Cincinnati		0 1
7	H	Marquette		0 4						92	A	Seton Hall		1 4
												144 H Navy		1 3
												152 A Duquesne		2 1
												154 H Delaware		1 0
												163 H Saint Francis (PA)		1 1
												169 H Northern Ky.		3 2
												185 H Robert Morris		2 0
												196 H IPFW		3 1
												204 N Howard		1 0
<hr/>														
LAST 10 GAMES														
43	A	Villanova		0 4	1	A	Notre Dame		1 7					
6	H	Connecticut		1 2	5	H	Georgetown		1 3					
7	H	Marquette		0 4	144	H	Navy		1 3					
77	A	Providence		2 3	86	H	Cincinnati		0 1					
92	A	Seton Hall		1 4	185	H	Robert Morris		2 0					

Non-Div. I Games:

Pittsburgh

F
I
U

FIU				Through Games Of November 4, 2012															
Average RPI Win: 168		WON-LOST RECORD		WINNING PCT. RANK		LAST 10 GAMES		STRENGTH OF SCHEDULE		OPP. STRENGTH OF SCHEDULE		TEAM RPI		ADJ RPI		CONF. RPI		ADJ CONF. RPI	
DIV. I ONLY		8-8-2		.5 94		2-7-1		160		109		132		.4662 122		5		5	
DIV. I NON-CONF.		8-1-1		.85 15		2-0-0		202		201		175		.41372 171		5		5	
TOTALS		RPI 1-25		RPI 26-50		W-L RECORDS		RPI 51-100		RPI 101-150		RPI 150+							
8-8-2		0-2-0		0-2-0		OVERALL		1-4-1		1-0-0		6-0-1							
2-4-1		0-2-0		0-1-0		HOME		0-1-0		0-0-0		2-0-1							
6-3-1		0-0-0		0-1-0		AWAY		1-2-1		1-0-0		4-0-0							
0-1-0		0-0-0		0-0-0		NEUTRAL		0-1-0		0-0-0		0-0-0							
8-1-1		0-0-0		0-0-0		NON-CONFERENCE		1-1-0		1-0-0		6-0-1							
2-0-1		0-0-0		0-0-0		HOME		0-0-0		0-0-0		2-0-1							
6-0-0		0-0-0		0-0-		AWAY		1-0-0		1-0-0		4-0-0							
0-1-0		0-0-0		0-0-0		NEUTRAL		0-1-0		0-0-0		0-0-0							
0-7-1		0-2-0		0-2-0		CONFERENCE		0-3-1		0-0-0		0-0-0							
0-4-0		0-2-0		0-1-0		HOME		0-1-0		0-0-0		0-0-0							
0-3-1		0-0-0		0-1-0		AWAY		0-2-1		0-0-0		0-0-0							
0-0-0		0-0-0		0-0-0		NEUTRAL		0-0-0		0-0-0		0-0-0							
RPI S	Opponent		Score		RPI S	Opponent		Score		RPI S	Opponent		Score						
18	H	Tulsa	1	2	26	A	Kentucky	1	5	56	H	Memphis	1	2	113	A	Ill.-Chicago	2	1
22	H	SMU	2	3	29	H	UAB	1	2	62	A	South Carolina	1	1	162	H	UMKC	1	1
										66	N	Furman	1	2	172	H	Bryant	2	0
										67	A	Marshall	0	2	191	A	Stetson	2	1
										71	A	UCF	0	1	192	A	Jacksonville	1	0
										82	A	Wisconsin	3	1	194	A	North Florida	2	1
															195	A	Fla. Atlantic	5	0
															204	H	Howard	2	1
LAST 10 GAMES																			
18	H	Tulsa	1	2	22	H	SMU	2	3	195	A	Fla. Atlantic	5	0	204	H	Howard	2	1
56	H	Memphis	1	2	29	H	UAB	1	2	26	A	Kentucky	1	5	62	A	South Carolina	1	1
67	A	Marshall	0	2	71	A	UCF	0	1										

Non-Div. I Games:

FIU

F
I
U

Average RPI Win: 91		WON-LOST	WINNING	LAST 10	STRENGTH OF		OPP. STRENGTH	TEAM	ADJ	CONF.	ADJ CONF.
Average RPI Loss: 56		RECORD	PCT. RANK	GAMES	SCHEDULE		OF SCHEDULE	RPI	RPI	RPI	RPI
DIV. I ONLY		4-10-3	.32353	165	2-6-2		50	50	126	.46402	123
DIV. I NON-CONF.		3-4-2	.44444	108	1-0-1		119	154	166	.42025	166
TOTALS		RPI 1-25	RPI 26-50		W-L RECORDS		RPI 51-100		RPI 101-150		RPI 150+
4-10-3	1-3-0	1-4-0		OVERALL		0-1-1		1-1-1		1-1-1	
3-4-3	1-1-0	0-1-0		HOME		0-0-1		1-1-1		1-1-1	
1-6-0	0-2-0	1-3-0		AWAY		0-1-0		0-0-0		0-0-0	
0-0-0	0-0-0	0-0-0		NEUTRAL		0-0-0		0-0-0		0-0-0	
3-4-2	0-0-0	1-1-0		NON-CONFERENCE		0-1-0		1-1-1		1-1-1	
2-2-2	0-0-0	0-0-0		HOME		0-0-0		1-1-1		1-1-1	
1-2-0	0-0-0	1-0-		AWAY		0-1-0		0-0-0		0-0-0	
0-0-0	0-0-0	0-0-0		NEUTRAL		0-0-0		0-0-0		0-0-0	
1-6-1	1-3-0	0-3-0		CONFERENCE		0-0-1		0-0-0		0-0-0	
1-2-1	1-1-0	0-1-0		HOME		0-0-1		0-0-0		0-0-0	
0-4-0	0-2-0	0-2-0		AWAY		0-0-0		0-0-0		0-0-0	
0-0-0	0-0-0	0-0-0		NEUTRAL		0-0-0		0-0-0		0-0-0	
RPI S	Opponent	Score		RPI S	Opponent	Score		RPI S	Opponent	Score	
7 A	Marquette	0	5	32 A	SIU Edwardsville	0	3	81 A	Ohio St.	1	2
11 A	Louisville	0	3	33 A	Rutgers	1	2	86 H	Cincinnati	3	3
19 H	St. John's (NY)	0	2	37 A	Syracuse	0	2				
25 H	South Fla.	3	2	41 A	Northwestern	2	0				
				43 H	Villanova	0	1				
				LAST 10 GAMES							
				25 H	South Fla.	3	2	43 H	Villanova	0	1
				37 A	Syracuse	0	2	11 A	Louisville	0	3
				86 H	Cincinnati	3	3	19 H	St. John's (NY)	0	2
				33 A	Rutgers	1	2	41 A	Northwestern	2	0
				178 H	Valparaiso	1	1	7 A	Marquette	0	5

Non-Div. I Games:

DePaul

Average RPI Win:		124	WON-LOST RECORD		WINNING PCT. RANK		LAST 10 GAMES		STRENGTH OF SCHEDULE		OPP. STRENGTH OF SCHEDULE		TEAM RPI		ADJ RPI		CONF. RPI		ADJ CONF. RPI								
DIV. I ONLY			8-7-3		.52778		91		4-4-2		152		87		117		.46399		124		9		9				
DIV. I NON-CONF.			5-4-1		.55		79		1-1-0		175		124		137		.44841		141		9		9				
TOTALS		RPI 1-25		RPI 26-50		W-L RECORDS		RPI 51-100		RPI 101-150		RPI 150+															
8-7-3		0-2-0		0-0-0		OVERALL		2-2-1		4-2-0		2-1-2															
3-2-1		0-1-0		0-0-0		HOME		0-0-0		2-1-0		1-0-1															
3-4-1		0-1-0		0-0-0		AWAY		2-1-1		0-1-0		1-1-0															
2-1-1		0-0-0		0-0-0		NEUTRAL		0-1-0		2-0-0		0-0-1															
5-4-1		0-1-0		0-0-0		NON-CONFERENCE		0-1-0		3-1-0		2-1-1															
2-1-0		0-0-0		0-0-0		HOME		0-0-0		1-1-0		1-0-0															
1-2-0		0-1-0		0-0-		AWAY		0-0-0		0-0-0		1-1-0															
2-1-1		0-0-0		0-0-0		NEUTRAL		0-1-0		2-0-0		0-0-1															
3-3-2		0-1-0		0-0-0		CONFERENCE		2-1-1		1-1-0		0-0-1															
1-1-1		0-1-0		0-0-0		HOME		0-0-0		1-0-0		0-0-1															
2-2-1		0-0-0		0-0-0		AWAY		2-1-1		0-1-0		0-0-0															
0-0-0		0-0-0		0-0-0		NEUTRAL		0-0-0		0-0-0		0-0-0															
RPI	S	Opponent		Score		RPI	S	Opponent		Score		RPI	S	Opponent		Score											
16	A	Wake Forest		0	4							55	N	St. Mary's (CA)		0	2	101	H	UNC Wilmington		0	1				
20	H	Elon		0	1							61	A	Col. of Charleston		0	3	109	H	East Tenn. St.		1	0				
												61	A	Col. of Charleston		2	1	128	N	Binghamton		1	0				
												66	A	Furman		1	1	133	N	Richmond		1	0				
												68	A	Wofford		2	1	135	H	Davidson		2	0				
																		140	A	UNC Greensboro		0	1				
																		158	H	Belmont		1	0				
																		161	H	Ga. Southern		0	0				
																		164	A	Gardner-Webb		2	3				
																		179	N	USC Upstate		0	0				
																		203	A	UNC Asheville		3	0				
						LAST 10 GAMES																					
						61 A Col. of Charleston						2	1	66 A Furman						1	1						
						135 H Davidson						2	0	161 H Ga. Southern						0	0						
						68 A Wofford						2	1	61 A Col. of Charleston						0	3						
						20 H Elon						0	1	164 A Gardner-Webb						2	3						
						158 H Belmont						1	0	140 A UNC Greensboro						0	1						

Non-Div. I Games:

Appalachian St.

S
i
e
n
a

Siena

Average RPI Win:	152	WON-LOST RECORD	WINNING PCT. RANK	LAST 10 GAMES	STRENGTH OF SCHEDULE	OPP. STRENGTH OF SCHEDULE	TEAM RPI	ADJ RPI	CONF. RPI	ADJ CONF. RPI		
Average RPI Loss:	83											
DIV. I ONLY		8-7-2	.52941	86	4-4-2	144	167	121	.46283	126	20	19
DIV. I NON-CONF.		6-4-0	.6	72	2-1-0	80	149	91	.5041	89	17	17
<hr/>												
TOTALS	RPI 1-25	RPI 26-50		W-L RECORDS		RPI 51-100		RPI 101-150		RPI 150+		
8-7-2	0-1-0	0-2-0		OVERALL		1-1-0		2-2-0		5-1-2		
6-1-0	0-0-0	0-0-0		HOME		0-0-0		1-1-0		5-0-0		
1-6-2	0-1-0	0-2-0		AWAY		1-1-0		0-1-0		0-1-2		
1-0-0	0-0-0	0-0-0		NEUTRAL		0-0-0		1-0-0		0-0-0		
<hr/>												
6-4-0	0-1-0	0-2-0		NON-CONFERENCE		1-0-0		1-1-0		4-0-0		
4-0-0	0-0-0	0-0-0		HOME		0-0-0		0-0-0		4-0-0		
1-4-0	0-1-0	0-0-		AWAY		1-0-0		0-1-0		0-0-0		
1-0-0	0-0-0	0-0-0		NEUTRAL		0-0-0		1-0-0		0-0-0		
<hr/>												
2-3-2	0-0-0	0-0-0		CONFERENCE		0-1-0		1-1-0		1-1-2		
2-1-0	0-0-0	0-0-0		HOME		0-0-0		1-1-0		1-0-0		
0-2-2	0-0-0	0-0-0		AWAY		0-1-0		0-0-0		0-1-2		
0-0-0	0-0-0	0-0-0		NEUTRAL		0-0-0		0-0-0		0-0-0		
<hr/>												
RPI S	Opponent	Score	RPI S	Opponent	Score	RPI S	Opponent	Score	RPI S	Opponent	Score	
7	A Marquette	2 3	35	A Xavier	1 3	82	A Wisconsin	1 0	103	A Bowling Green	1 2	
			41	A Northwestern	0 2	90	A Cleveland St.	1 2	113	H Ill.-Chicago	2 1	
									116	N Northern Ill.	1 0	
									139	H Detroit	0 1	
									168	A Wright St.	0 1	
									169	H Northern Ky.	2 1	
									176	H IUPUI	3 2	
									178	H Valparaiso	2 1	
									181	H Neb. Omaha	2 0	
									186	A Loyola Chicago	1 1	
									187	A Green Bay	2 2	
									201	H Eastern Ill.	2 0	
<hr/>												
LAST 10 GAMES												
			178	H Valparaiso	2 1	82	A Wisconsin	1 0				
			168	A Wright St.	0 1	113	H Ill.-Chicago	2 1				
			139	H Detroit	0 1	187	A Green Bay	2 2				
			90	A Cleveland St.	1 2	186	A Loyola Chicago	1 1				
			181	H Neb. Omaha	2 0	103	A Bowling Green	1 2				

Non-Div. I Games:

Milwaukee

Average RPI Win: 67		WON-LOST	WINNING	LAST 10	STRENGTH OF		OPP. STRENGTH	TEAM	ADJ	CONF.	ADJ CONF.
Average RPI Loss: 55		RECORD	PCT. RANK	GAMES	SCHEDULE		OF SCHEDULE	RPI	RPI	RPI	RPI
DIV. I ONLY		2-10-3	.23333	191	1-7-2		9	71	127	.46207	127
DIV. I NON-CONF.		2-5-2	.33333	149	1-2-1		23	28	111	.48023	106
TOTALS		RPI 1-25	RPI 26-50		W-L RECORDS		RPI 51-100		RPI 101-150		RPI 150+
2-10-3	0-3-0	0-3-1		OVERALL		2-3-0		0-0-1		0-1-1	
1-4-2	0-3-0	0-0-1		HOME		1-0-0		0-0-1		0-1-0	
1-6-1	0-0-0	0-3-0		AWAY		1-3-0		0-0-0		0-0-1	
0-0-0	0-0-0	0-0-0		NEUTRAL		0-0-0		0-0-0		0-0-0	
2-5-2	0-2-0	0-2-1		NON-CONFERENCE		2-1-0		0-0-0		0-0-1	
1-2-1	0-2-0	0-0-1		HOME		1-0-0		0-0-0		0-0-0	
1-3-1	0-0-0	0-0-		AWAY		1-1-0		0-0-0		0-0-1	
0-0-0	0-0-0	0-0-0		NEUTRAL		0-0-0		0-0-0		0-0-0	
0-5-1	0-1-0	0-1-0		CONFERENCE		0-2-0		0-0-1		0-1-0	
0-2-1	0-1-0	0-0-0		HOME		0-0-0		0-0-1		0-1-0	
0-3-0	0-0-0	0-1-0		AWAY		0-2-0		0-0-0		0-0-0	
0-0-0	0-0-0	0-0-0		NEUTRAL		0-0-0		0-0-0		0-0-0	
RPI S	Opponent	Score		RPI S	Opponent	Score		RPI S	Opponent	Score	
6 H	Connecticut	0	6	27 A	Brown	1	2	60 H	Michigan St.	1	0
22 H	SMU	2	3	30 H	Boston College	1	1	70 A	Dartmouth	1	3
23 H	Cornell	1	3	34 A	Northeastern	0	1	72 A	UC Santa Barbara	0	1
				49 A	Cal Poly	1	2	74 A	Boston U.	2	1
								75 A	Princeton	1	2
LAST 10 GAMES											
	170 H	Columbia	0	1		23 H	Cornell	1	3		
	70 A	Dartmouth	1	3		30 H	Boston College	1	1		
	75 A	Princeton	1	2		142 H	Yale	0	0		
	74 A	Boston U.	2	1		72 A	UC Santa Barbara	0	1		
	27 A	Brown	1	2		49 A	Cal Poly	1	2		

Non-Div. I Games:

Harvard

Average RPI Win:		154	WON-LOST RECORD		WINNING PCT. RANK		LAST 10 GAMES		STRENGTH OF SCHEDULE		OPP. STRENGTH OF SCHEDULE		TEAM RPI		ADJ RPI		CONF. RPI		ADJ CONF. RPI				
Average RPI Loss:		67																					
DIV. I ONLY			6-11-1		.36111 148		3-6-1		89		125		139		.46201 128		13		11				
DIV. I NON-CONF.			4-5-1		.45 105		1-0-1		101		162		146		.4514 137		13		13				
TOTALS		RPI 1-25		RPI 26-50		W-L RECORDS		RPI 51-100		RPI 101-150		RPI 150+											
6-11-1		0-1-0		0-3-0		OVERALL		0-5-0		2-2-1		4-0-0											
1-6-1		0-1-0		0-2-0		HOME		0-2-0		0-1-1		1-0-0											
5-4-0		0-0-0		0-1-0		AWAY		0-3-0		2-0-0		3-0-0											
0-1-0		0-0-0		0-0-0		NEUTRAL		0-0-0		0-1-0		0-0-0											
4-5-1		0-1-0		0-1-0		NON-CONFERENCE		0-2-0		1-1-1		3-0-0											
0-3-1		0-1-0		0-1-0		HOME		0-1-0		0-0-1		0-0-0											
4-1-0		0-0-0		0-0-		AWAY		0-1-0		1-0-0		3-0-0											
0-1-0		0-0-0		0-0-0		NEUTRAL		0-0-0		0-1-0		0-0-0											
2-6-0		0-0-0		0-2-0		CONFERENCE		0-3-0		1-1-0		1-0-0											
1-3-0		0-0-0		0-1-0		HOME		0-1-0		0-1-0		1-0-0											
1-3-0		0-0-0		0-1-0		AWAY		0-2-0		1-0-0		0-0-0											
0-0-0		0-0-0		0-0-0		NEUTRAL		0-0-0		0-0-0		0-0-0											
RPI	S	Opponent		Score		RPI	S	Opponent		Score		RPI	S	Opponent		Score							
23	H	Cornell		0 5		37	H	Syracuse		0 1		53	A	UMBC		0 3		101	A	UNC Wilmington 3 2			
						50	A	Stony Brook		4 5		59	H	Hofstra		2 3		114	H	Hartford 0 1			
						50	H	Stony Brook		1 2		63	H	Vermont		0 1		124	N	Appalachian St. 0 1			
												74	A	Boston U.		0 1		138	A	Albany (NY) 1 0			
												95	A	Colgate		2 3		150	H	Bucknell 2 2			
																		155	A	Buffalo 2 0			
																		156	H	New Hampshire 2 1			
																		177	A	Army 2 1			
																		198	A	Adelphi 3 0			
LAST 10 GAMES																							
		50 A Stony Brook		4 5				63 H Vermont		0 1													
		150 H Bucknell		2 2				50 H Stony Brook		1 2													
		53 A UMBC		0 3				138 A Albany (NY)		1 0													
		74 A Boston U.		0 1				156 H New Hampshire		2 1													
		114 H Hartford		0 1				198 A Adelphi		3 0													

Non-Div. I Games:

Binghamton

Average RPI Win:		162	WON-LOST RECORD		WINNING PCT. RANK		LAST 10 GAMES		STRENGTH OF SCHEDULE		OPP. STRENGTH OF SCHEDULE		TEAM RPI		ADJ RPI		CONF. RPI		ADJ CONF. RPI	
DIV. I ONLY			7-8-1		.46875 113		2-7-1		126		148		128		.46116 129		8		8	
DIV. I NON-CONF.			6-4-0		.6 72		1-3-0		173		190		155		.4319 154		12		12	
TOTALS		RPI 1-25		RPI 26-50		W-L RECORDS		RPI 51-100		RPI 101-150		RPI 150+								
7-8-1		0-2-0		0-1-0		OVERALL		1-2-0		2-1-1		4-2-0								
3-3-0		0-1-0		0-1-0		HOME		0-0-0		2-0-0		1-1-0								
4-5-1		0-1-0		0-0-0		AWAY		1-2-0		0-1-1		3-1-0								
0-0-0		0-0-0		0-0-0		NEUTRAL		0-0-0		0-0-0		0-0-0								
6-4-0		0-1-0		0-0-0		NON-CONFERENCE		1-1-0		1-0-0		4-2-0								
2-1-0		0-0-0		0-0-0		HOME		0-0-0		1-0-0		1-1-0								
4-3-0		0-1-0		0-0-		AWAY		1-1-0		0-0-0		3-1-0								
0-0-0		0-0-0		0-0-0		NEUTRAL		0-0-0		0-0-0		0-0-0								
1-4-1		0-1-0		0-1-0		CONFERENCE		0-1-0		1-1-1		0-0-0								
1-2-0		0-1-0		0-1-0		HOME		0-0-0		1-0-0		0-0-0								
0-2-1		0-0-0		0-0-0		AWAY		0-1-0		0-1-1		0-0-0								
0-0-0		0-0-0		0-0-0		NEUTRAL		0-0-0		0-0-0		0-0-0								
RPI S	Opponent		Score		RPI S	Opponent		Score		RPI S	Opponent		Score		RPI S	Opponent		Score		
9	A	Saint Louis	0	3	32	H	SIU Edwardsville	0	1	56	A	Memphis	0	1	104	A	Bradley	1	1	
14	H	Creighton	0	3						76	A	Evansville	0	1	110	A	Drake	0	1	
										88	A	Butler	2	1	132	H	Mercer	2	0	
															146	H	Missouri St.	1	0	
															162	A	UMKC	2	3	
															182	A	Western Ill.	1	0	
															184	H	Lipscomb	0	1	
															186	A	Loyola Chicago	2	1	
															201	A	Eastern Ill.	2	1	
															202	H	Oral Roberts	3	0	
LAST 10 GAMES																				
					104	A	Bradley	1	1	56	A	Memphis	0	1						
					32	H	SIU Edwardsville	0	1	110	A	Drake	0	1						
					76	A	Evansville	0	1	9	A	Saint Louis	0	3						
					146	H	Missouri St.	1	0	162	A	UMKC	2	3						
					14	H	Creighton	0	3	132	H	Mercer	2	0						

Non-Div. I Games:

Central Ark.

Lafayette

Through Games Of November 4, 2012

Average RPI Win:	156	WON-LOST RECORD	WINNING PCT. RANK	LAST 10 GAMES	STRENGTH OF SCHEDULE	OPP. STRENGTH OF SCHEDULE	TEAM RPI	ADJ RPI	CONF. RPI	ADJ CONF. RPI	
Average RPI Loss:	90										
DIV. I ONLY	7-7-4	.5	94	5-2-3	119	161	122	.45876	130	16	16
DIV. I NON-CONF.	4-6-1	.40909	129	2-2-0	86	172	103	.48225	103	16	16
<hr/>											
TOTALS	RPI 1-25	RPI 26-50		W-L RECORDS	RPI 51-100		RPI 101-150		RPI 150+		
7-7-4	0-1-0	0-2-0		OVERALL	0-1-3		3-2-0		4-1-1		
4-2-2	0-1-0	0-1-0		HOME	0-0-1		2-0-0		2-0-1		
3-5-2	0-0-0	0-1-0		AWAY	0-1-2		1-2-0		2-1-0		
0-0-0	0-0-0	0-0-0		NEUTRAL	0-0-0		0-0-0		0-0-0		
<hr/>											
4-6-1	0-1-0	0-2-0		NON-CONFERENCE	0-1-1		1-1-0		3-1-0		
2-2-0	0-1-0	0-1-0		HOME	0-0-0		1-0-0		1-0-0		
2-4-1	0-0-0	0-0-		AWAY	0-1-1		0-1-0		2-1-0		
0-0-0	0-0-0	0-0-0		NEUTRAL	0-0-0		0-0-0		0-0-0		
<hr/>											
3-1-3	0-0-0	0-0-0		CONFERENCE	0-0-2		2-1-0		1-0-1		
2-0-2	0-0-0	0-0-0		HOME	0-0-1		1-0-0		1-0-1		
1-1-1	0-0-0	0-0-0		AWAY	0-0-1		1-1-0		0-0-0		
0-0-0	0-0-0	0-0-0		NEUTRAL	0-0-0		0-0-0		0-0-0		
<hr/>											
RPI S	Opponent	Score		RPI S	Opponent	Score		RPI S	Opponent	Score	
23 H	Cornell	0	1	31 H	Drexel	0	1	83 H	American	1	1
				43 A	Villanova	1	2				
								105 A	Fairleigh Dickinson	0	1
								131 A	Lehigh	1	0
								144 A	Navy	2	4
								149 H	NJIT	1	0
								150 H	Bucknell	1	0
								151 H	Holy Cross	2	1
								154 H	Delaware	2	0
								166 A	Penn	3	2
								177 H	Army	0	0
								188 A	Mt. St. Mary's	2	0
								197 A	Rider	0	1
<hr/>											
LAST 10 GAMES											
150 H Bucknell				1	0	43 A Villanova				1	2
177 H Army				0	0	131 A Lehigh				1	0
95 A Colgate				2	2	197 A Rider				0	1
149 H NJIT				1	0	151 H Holy Cross				2	1
83 H American				1	1	154 H Delaware				2	0

Non-Div. I Games:

Lafayette

Average RPI Win: 121		WON-LOST	WINNING	LAST 10	STRENGTH OF		OPP. STRENGTH	TEAM	ADJ	CONF.	ADJ CONF.
Average RPI Loss: 74		RECORD	PCT. RANK	GAMES	SCHEDULE		OF SCHEDULE	RPI	RPI	RPI	RPI
DIV. I ONLY		4-12-1	.26471	179	4-5-1		19	127	125	.45864	131
DIV. I NON-CONF.		2-8-0	.2	184	2-2-0		3	88	70	.5131	79
TOTALS		RPI 1-25	RPI 26-50		W-L RECORDS		RPI 51-100		RPI 101-150		RPI 150+
4-12-1	0-2-0	1-3-0		OVERALL		0-4-0		2-2-0		1-1-1	
2-6-0	0-0-0	1-1-0		HOME		0-3-0		0-2-0		1-0-0	
2-6-1	0-2-0	0-2-0		AWAY		0-1-0		2-0-0		0-1-1	
0-0-0	0-0-0	0-0-0		NEUTRAL		0-0-0		0-0-0		0-0-0	
2-8-0	0-2-0	1-3-0		NON-CONFERENCE		0-2-0		1-0-0		0-1-0	
1-3-0	0-0-0	1-1-0		HOME		0-2-0		0-0-0		0-0-0	
1-5-0	0-2-0	0-0-		AWAY		0-0-0		1-0-0		0-1-0	
0-0-0	0-0-0	0-0-0		NEUTRAL		0-0-0		0-0-0		0-0-0	
2-4-1	0-0-0	0-0-0		CONFERENCE		0-2-0		1-2-0		1-0-1	
1-3-0	0-0-0	0-0-0		HOME		0-1-0		0-2-0		1-0-0	
1-1-1	0-0-0	0-0-0		AWAY		0-1-0		1-0-0		0-0-1	
0-0-0	0-0-0	0-0-0		NEUTRAL		0-0-0		0-0-0		0-0-0	
RPI S	Opponent	Score		RPI S	Opponent	Score		RPI S	Opponent	Score	
4 A	Maryland	1	2	27 H	Brown	0	1	59 H	Hofstra	0	2
5 A	Georgetown	0	2	31 A	Drexel	0	1	83 H	American	0	1
				46 H	Penn St.	1	0	85 H	La Salle	0	2
				50 A	Stony Brook	0	1	95 A	Colgate	0	5
LAST 10 GAMES											
177 A	Army	2	2	144 A	Navy	2	1				
83 H	American	0	1	5 A	Georgetown	0	2				
4 A	Maryland	1	2	130 H	Lafayette	0	1				
151 H	Holy Cross	1	0	95 A	Colgate	0	5				
142 A	Yale	1	0	46 H	Penn St.	1	0				

Non-Div. I Games:

Lehigh

Average RPI Win: 172		WON-LOST	WINNING	LAST 10	STRENGTH OF		OPP. STRENGTH	TEAM	ADJ	CONF.	ADJ CONF.
Average RPI Loss: 87		RECORD	PCT. RANK	GAMES	SCHEDULE		OF SCHEDULE	RPI	RPI	RPI	RPI
DIV. I ONLY		11-6-1	.63889	49	7-3-0		204	166	134	.45836	132
DIV. I NON-CONF.		5-4-1	.55	79	1-1-0		200	105	122	.46469	121
TOTALS		RPI 1-25	RPI 26-50		W-L RECORDS		RPI 51-100		RPI 101-150		RPI 150+
11-6-1	0-1-0	0-1-0		OVERALL		0-2-0		2-1-0		9-1-1	
6-1-0	0-0-0	0-0-0		HOME		0-1-0		1-0-0		5-0-0	
4-5-0	0-1-0	0-1-0		AWAY		0-1-0		1-1-0		3-1-0	
1-0-1	0-0-0	0-0-0		NEUTRAL		0-0-0		0-0-0		1-0-1	
5-4-1	0-1-0	0-1-0		NON-CONFERENCE		0-1-0		1-1-0		4-0-1	
3-0-0	0-0-0	0-0-0		HOME		0-0-0		1-0-0		2-0-0	
1-4-0	0-1-0	0-0-		AWAY		0-1-0		0-1-0		1-0-0	
1-0-1	0-0-0	0-0-0		NEUTRAL		0-0-0		0-0-0		1-0-1	
6-2-0	0-0-0	0-0-0		CONFERENCE		0-1-0		1-0-0		5-1-0	
3-1-0	0-0-0	0-0-0		HOME		0-1-0		0-0-0		3-0-0	
3-1-0	0-0-0	0-0-0		AWAY		0-0-0		1-0-0		2-1-0	
0-0-0	0-0-0	0-0-0		NEUTRAL		0-0-0		0-0-0		0-0-0	
RPI S	Opponent	Score		RPI S	Opponent	Score		RPI S	Opponent	Score	
25 A	South Fla.	0	1	29 A	UAB	1	2	69 H	FGCU	0	1
								80 A	North Carolina St.	1	2
								109 A	East Tenn. St.	2	1
								129 A	Central Ark.	0	2
								141 H	Georgia St.	2	0
								157 N	Hartwick	2	2
								161 A	Ga. Southern	1	0
								169 H	Northern Ky.	2	1
								179 A	USC Upstate	2	1
								181 N	Neb. Omaha	2	0
								183 H	Presbyterian	4	0
								184 H	Lipscomb	2	1
								191 H	Stetson	1	0
								192 A	Jacksonville	1	2
								194 A	North Florida	3	0
								203 H	UNC Asheville	4	0
LAST 10 GAMES											
69 H	FGCU	0	1	25 A	South Fla.	0	1	191 H	Stetson	1	0
179 A	USC Upstate	2	1	184 H	Lipscomb	2	1	109 A	East Tenn. St.	2	1
169 H	Northern Ky.	2	1	203 H	UNC Asheville	4	0				
192 A	Jacksonville	1	2								
194 A	North Florida	3	0								

Non-Div. I Games:

Mercer

Average RPI Win:		131	WON-LOST RECORD		WINNING PCT. RANK		LAST 10 GAMES		STRENGTH OF SCHEDULE		OPP. STRENGTH OF SCHEDULE		TEAM RPI		ADJ RPI		CONF. RPI		ADJ CONF. RPI	
DIV. I ONLY			6-11-1		.36111 148		3-6-1		91		104		137		.45823 133		12		13	
DIV. I NON-CONF.			4-5-0		.44444 108		1-0-0		192		140		183		.40868 176		15		15	
TOTALS		RPI 1-25		RPI 26-50		W-L RECORDS		RPI 51-100		RPI 101-150		RPI 150+								
6-11-1		0-2-1		1-1-0		OVERALL		1-3-0		2-4-0		2-1-0								
2-4-1		0-1-1		0-1-0		HOME		0-1-0		0-0-0		2-1-0								
3-6-0		0-1-0		0-0-0		AWAY		1-2-0		2-3-0		0-0-0								
1-1-0		0-0-0		1-0-0		NEUTRAL		0-0-0		0-1-0		0-0-0								
4-5-0		0-0-0		1-0-0		NON-CONFERENCE		0-1-0		1-4-0		2-0-0								
2-0-0		0-0-0		0-0-0		HOME		0-0-0		0-0-0		2-0-0								
1-4-0		0-0-0		0-0-		AWAY		0-1-0		1-3-0		0-0-0								
1-1-0		0-0-0		1-0-0		NEUTRAL		0-0-0		0-1-0		0-0-0								
2-6-1		0-2-1		0-1-0		CONFERENCE		1-2-0		1-0-0		0-1-0								
0-4-1		0-1-1		0-1-0		HOME		0-1-0		0-0-0		0-1-0								
2-2-0		0-1-0		0-0-0		AWAY		1-1-0		1-0-0		0-0-0								
0-0-0		0-0-0		0-0-0		NEUTRAL		0-0-0		0-0-0		0-0-0								
RPI	S	Opponent		Score		RPI	S	Opponent		Score		RPI	S	Opponent		Score				
9	A	Saint Louis		1 2		35	H	Xavier		1 5		64	H	Dayton		0 5				
13	H	Charlotte		0 2		48	N	James Madison		1 0		85	A	La Salle		1 0				
21	H	VCU		3 3								88	A	Butler		0 6				
												98	A	William & Mary		0 3				
														115		A	Fordham	3 2		
														118		A	Virginia Tech	0 1		
														124		N	Appalachian St.	0 1		
														135		A	Davidson	1 2		
														144		A	Navy	0 5		
														147		A	Liberty	2 1		
														189		H	George Washington	1 2		
														190		H	Longwood	2 1		
														199		H	VMI	2 0		
LAST 10 GAMES																				
21	H	VCU		3 3		9	A	Saint Louis		1 2										
35	H	Xavier		1 5		88	A	Butler		0 6										
64	H	Dayton		0 5		13	H	Charlotte		0 2										
115	A	Fordham		3 2		189	H	George Washington		1 2										
85	A	La Salle		1 0		147	A	Liberty		2 1										

Non-Div. I Games:

Richmond

Average RPI Win: 169		WON-LOST	WINNING	LAST 10	STRENGTH OF		OPP. STRENGTH	TEAM	ADJ	CONF.	ADJ CONF.
Average RPI Loss: 117		RECORD	PCT. RANK	GAMES	SCHEDULE		OF SCHEDULE	RPI	RPI	RPI	RPI
DIV. I ONLY		9-8-0	.52941	86	5-5-0		157	197	131	.45786	134
DIV. I NON-CONF.		4-3-0	.57143	75	0-0-0		144	186	116	.46648	119
TOTALS		RPI 1-25	RPI 26-50		W-L RECORDS		RPI 51-100		RPI 101-150		RPI 150+
9-8-0	0-0-0	0-1-0		OVERALL		0-2-0		1-4-0		8-1-0	
6-2-0	0-0-0	0-1-0		HOME		0-0-0		0-0-0		6-1-0	
3-6-0	0-0-0	0-0-0		AWAY		0-2-0		1-4-0		2-0-0	
0-0-0	0-0-0	0-0-0		NEUTRAL		0-0-0		0-0-0		0-0-0	
4-3-0	0-0-0	0-1-0		NON-CONFERENCE		0-0-0		1-2-0		3-0-0	
2-1-0	0-0-0	0-1-0		HOME		0-0-0		0-0-0		2-0-0	
2-2-0	0-0-0	0-0-		AWAY		0-0-0		1-2-0		1-0-0	
0-0-0	0-0-0	0-0-0		NEUTRAL		0-0-0		0-0-0		0-0-0	
5-5-0	0-0-0	0-0-0		CONFERENCE		0-2-0		0-2-0		5-1-0	
4-1-0	0-0-0	0-0-0		HOME		0-0-0		0-0-0		4-1-0	
1-4-0	0-0-0	0-0-0		AWAY		0-2-0		0-2-0		1-0-0	
0-0-0	0-0-0	0-0-0		NEUTRAL		0-0-0		0-0-0		0-0-0	
RPI S	Opponent	Score	RPI S	Opponent	Score	RPI S	Opponent	Score	RPI S	Opponent	Score
			50 H	Stony Brook	1 2	84 A	Quinnipiac	0 1	105 A	Fairleigh Dickinson	0 1
						97 A	Monmouth	0 1	114 A	Hartford	1 0
									142 A	Yale	0 2
									143 A	Central Conn. St.	0 2
									149 A	NJIT	2 3
									151 H	Holy Cross	2 1
									163 H	Saint Francis (PA)	0 1
									165 H	St. Francis (NY)	3 1
									170 H	Columbia	1 0
									172 H	Bryant	2 1
									173 A	Saint Peter's	2 1
									185 H	Robert Morris	1 0
									188 A	Mt. St. Mary's	3 1
									200 H	LIU Brooklyn	2 1
LAST 10 GAMES											
			97 A	Monmouth	0 1	200 H	LIU Brooklyn	2 1			
			188 A	Mt. St. Mary's	3 1	105 A	Fairleigh Dickinson	0 1			
			165 H	St. Francis (NY)	3 1	84 A	Quinnipiac	0 1			
			143 A	Central Conn. St.	0 2	163 H	Saint Francis (PA)	0 1			
			172 H	Bryant	2 1	185 H	Robert Morris	1 0			

Non-Div. I Games:

Sacred Heart

Average RPI Win:	139	WON-LOST RECORD	WINNING PCT. RANK	LAST 10 GAMES	STRENGTH OF SCHEDULE	OPP. STRENGTH OF SCHEDULE	TEAM RPI	ADJ RPI	CONF. RPI	ADJ CONF. RPI						
DIV. I ONLY		6-11-1	.36111	148	2-8-0	103	53	136	.45777	135	9	9				
DIV. I NON-CONF.		4-5-1	.45	105	0-3-0	122	56	147	.44737	143	9	9				
<hr/>																
TOTALS	RPI 1-25	RPI 26-50		W-L RECORDS		RPI 51-100		RPI 101-150		RPI 150+						
6-11-1	0-4-0	0-1-0		OVERALL		1-3-1		2-2-0		3-1-0						
4-3-1	0-2-0	0-0-0		HOME		0-0-1		2-1-0		2-0-0						
2-7-0	0-2-0	0-1-0		AWAY		1-3-0		0-1-0		1-0-0						
0-1-0	0-0-0	0-0-0		NEUTRAL		0-0-0		0-0-0		0-1-0						
<hr/>																
4-5-1	0-2-0	0-1-0		NON-CONFERENCE		0-1-1		2-0-0		2-1-0						
3-1-1	0-1-0	0-0-0		HOME		0-0-1		2-0-0		1-0-0						
1-3-0	0-1-0	0-0-		AWAY		0-1-0		0-0-0		1-0-0						
0-1-0	0-0-0	0-0-0		NEUTRAL		0-0-0		0-0-0		0-1-0						
<hr/>																
2-6-0	0-2-0	0-0-0		CONFERENCE		1-2-0		0-2-0		1-0-0						
1-2-0	0-1-0	0-0-0		HOME		0-0-0		0-1-0		1-0-0						
1-4-0	0-1-0	0-0-0		AWAY		1-2-0		0-1-0		0-0-0						
0-0-0	0-0-0	0-0-0		NEUTRAL		0-0-0		0-0-0		0-0-0						
<hr/>																
RPI	S	Opponent	Score		RPI	S	Opponent	Score		RPI	S	Opponent	Score			
8	A	North Carolina	0	1	42	A	Duke	0	2	58	H	Clemson	0	0		
16	H	Wake Forest	0	2						61	A	Col. of Charleston	0	5		
20	A	Elon	1	2						66	A	Furman	1	2		
20	H	Elon	0	2						68	A	Wofford	3	2		
										81	A	Ohio St.	2	3		
												109	H	East Tenn. St.	2	1
												124	A	Appalachian St.	0	2
												133	H	Richmond	2	1
												140	H	UNC Greensboro	0	4
												161	H	Ga. Southern	2	1
												168	N	Wright St.	1	3
												179	H	USC Upstate	4	3
												183	A	Presbyterian	3	0
<hr/>					<hr/>					<hr/>						
LAST 10 GAMES																
20	A	Elon	1	2	68	A	Wofford	3	2							
124	A	Appalachian St.	0	2	8	A	North Carolina	0	1							
42	A	Duke	0	2	161	H	Ga. Southern	2	1							
61	A	Col. of Charleston	0	5	16	H	Wake Forest	0	2							
66	A	Furman	1	2	20	H	Elon	0	2							

Non-Div. I Games:

Davidson

Average RPI Win: 128		WON-LOST RECORD		WINNING PCT. RANK		LAST 10 GAMES		STRENGTH OF SCHEDULE		OPP. STRENGTH OF SCHEDULE		TEAM RPI		ADJ RPI		CONF. RPI		ADJ CONF. RPI	
DIV. I ONLY		6-13-1		.325 164		4-6-0		84		89		143		.45618 136		11		10	
DIV. I NON-CONF.		2-7-1		.25 177		0-0-0		68		80		118		.47082 115		7		7	
TOTALS		RPI 1-25		RPI 26-50		W-L RECORDS		RPI 51-100		RPI 101-150		RPI 150+							
6-13-1		0-1-0		1-2-0		OVERALL		0-7-0		2-3-1		3-0-0							
4-5-0		0-0-0		1-1-0		HOME		0-2-0		1-2-0		2-0-0							
2-8-1		0-1-0		0-1-0		AWAY		0-5-0		1-1-1		1-0-0							
0-0-0		0-0-0		0-0-0		NEUTRAL		0-0-0		0-0-0		0-0-0							
2-7-1		0-0-0		1-2-0		NON-CONFERENCE		0-4-0		0-1-1		1-0-0							
2-2-0		0-0-0		1-1-0		HOME		0-0-0		0-1-0		1-0-0							
0-5-1		0-0-0		0-0-		AWAY		0-4-0		0-0-1		0-0-0							
0-0-0		0-0-0		0-0-0		NEUTRAL		0-0-0		0-0-0		0-0-0							
4-6-0		0-1-0		0-0-0		CONFERENCE		0-3-0		2-2-0		2-0-0							
2-3-0		0-0-0		0-0-0		HOME		0-2-0		1-1-0		1-0-0							
2-3-0		0-1-0		0-0-0		AWAY		0-1-0		1-1-0		1-0-0							
0-0-0		0-0-0		0-0-0		NEUTRAL		0-0-0		0-0-0		0-0-0							
RPI	S	Opponent		Score		RPI	S	Opponent		Score		RPI	S	Opponent		Score			
12	A	New Mexico		0 11		37	H	Syracuse		0 1		51	H	Denver		0 3			
						39	H	Cal St. Northridge		3 1		55	A	St. Mary's (CA)		1 2			
						40	A	UC Davis		0 1		57	A	CSU Bakersfield		1 5			
												57	H	CSU Bakersfield		0 1			
												73	A	Sacramento St.		2 3			
												87	A	Cal St. Fullerton		1 2			
												89	A	San Diego St.		1 3			

Non-Div. I Games:

UNLV

Average RPI Win:		111	WON-LOST RECORD		WINNING PCT. RANK		LAST 10 GAMES		STRENGTH OF SCHEDULE		OPP. STRENGTH OF SCHEDULE		TEAM RPI		ADJ RPI		CONF. RPI		ADJ CONF. RPI	
DIV. I ONLY			5-14-1		.275	177	2-8-0		57		77		146		.45388	137		6		6
DIV. I NON-CONF.			3-6-1		.35	145	0-1-0		79		89		149		.43932	149		8		8
TOTALS		RPI 1-25		RPI 26-50		W-L RECORDS		RPI 51-100		RPI 101-150		RPI 150+								
5-14-1	0-3-0			1-3-0	OVERALL		2-5-0		1-2-1		1-1-0									
3-5-0	0-0-0			0-2-0	HOME		1-2-0		1-1-0		1-0-0									
2-8-0	0-3-0			1-1-0	AWAY		1-3-0		0-1-0		0-0-0									
0-1-1	0-0-0			0-0-0	NEUTRAL		0-0-0		0-0-1		0-1-0									
3-6-1	0-3-0			0-0-0	NON-CONFERENCE		1-2-0		1-0-1		1-1-0									
2-1-0	0-0-0			0-0-0	HOME		0-1-0		1-0-0		1-0-0									
1-4-0	0-3-0			0-0-	AWAY		1-1-0		0-0-0		0-0-0									
0-1-1	0-0-0			0-0-0	NEUTRAL		0-0-0		0-0-1		0-1-0									
2-8-0	0-0-0			1-3-0	CONFERENCE		1-3-0		0-2-0		0-0-0									
1-4-0	0-0-0			0-2-0	HOME		1-1-0		0-1-0		0-0-0									
1-4-0	0-0-0			1-1-0	AWAY		0-2-0		0-1-0		0-0-0									
0-0-0	0-0-0			0-0-0	NEUTRAL		0-0-0		0-0-0		0-0-0									
RPI	S	Opponent		Score	RPI	S	Opponent		Score	RPI	S	Opponent		Score						
3	A	UCLA		1 2	39	A	Cal St. Northridge		1 0	65	H	Stanford		0 2						
11	A	Louisville		1 2	39	H	Cal St. Northridge		1 2	72	A	UC Santa Barbara		1 2						
12	A	New Mexico		1 2	40	H	UC Davis		1 3	73	H	Sacramento St.		1 2						
					49	A	Cal Poly		2 3	87	A	Cal St. Fullerton		0 1						
										87	H	Cal St. Fullerton		2 1						
										91	A	San Diego		2 0						
										93	A	Oregon St.		0 1						

Non-Div. I Games:

UC Irvine

Average RPI Win:	128	WON-LOST RECORD	WINNING PCT. RANK	LAST 10 GAMES	STRENGTH OF SCHEDULE	OPP. STRENGTH OF SCHEDULE	TEAM RPI	ADJ RPI	CONF. RPI	ADJ CONF. RPI	
Average RPI Loss:	90										
DIV. I ONLY	6-11-1	.36111	148	4-5-1	82	133	138	.45315	138	13	11
DIV. I NON-CONF.	3-7-0	.3	163	1-1-0	91	159	138	.45464	133	13	13
<hr/>											
TOTALS	RPI 1-25	RPI 26-50		W-L RECORDS	RPI 51-100		RPI 101-150		RPI 150+		
6-11-1	0-0-0	0-3-0		OVERALL	1-3-0		3-4-0		2-1-1		
2-4-1	0-0-0	0-1-0		HOME	1-2-0		1-1-0		0-0-1		
4-7-0	0-0-0	0-2-0		AWAY	0-1-0		2-3-0		2-1-0		
0-0-0	0-0-0	0-0-0		NEUTRAL	0-0-0		0-0-0		0-0-0		
<hr/>											
3-7-0	0-0-0	0-2-0		NON-CONFERENCE	0-1-0		2-3-0		1-1-0		
1-1-0	0-0-0	0-0-0		HOME	0-1-0		1-0-0		0-0-0		
2-6-0	0-0-0	0-0-		AWAY	0-0-0		1-3-0		1-1-0		
0-0-0	0-0-0	0-0-0		NEUTRAL	0-0-0		0-0-0		0-0-0		
<hr/>											
3-4-1	0-0-0	0-1-0		CONFERENCE	1-2-0		1-1-0		1-0-1		
1-3-1	0-0-0	0-1-0		HOME	1-1-0		0-1-0		0-0-1		
2-1-0	0-0-0	0-0-0		AWAY	0-1-0		1-0-0		1-0-0		
0-0-0	0-0-0	0-0-0		NEUTRAL	0-0-0		0-0-0		0-0-0		
<hr/>											
RPI S	Opponent	Score	RPI S	Opponent	Score	RPI S	Opponent	Score	RPI S	Opponent	Score
			37 A	Syracuse	0 2	53 H	UMBC	2 1	105 A	Fairleigh Dickinson	0 4
			46 A	Penn St.	0 1	59 H	Hofstra	1 2	114 A	Hartford	1 0
			50 H	Stony Brook	0 1	63 H	Vermont	0 1	125 A	Siena	0 2
						74 A	Boston U.	0 2	128 H	Binghamton	0 1
									142 A	Yale	2 0
									148 H	Towson	3 2
									150 A	Bucknell	0 4
									155 A	Buffalo	1 2
									156 A	New Hampshire	3 1
									156 H	New Hampshire	0 0
									157 A	Hartwick	2 1
<hr/>											
LAST 10 GAMES											
			156 H	New Hampshire	0 0	156 A	New Hampshire	3 1			
			114 A	Hartford	1 0	53 H	UMBC	2 1			
			63 H	Vermont	0 1	128 H	Binghamton	0 1			
			74 A	Boston U.	0 2	50 H	Stony Brook	0 1			
			157 A	Hartwick	2 1	125 A	Siena	0 2			

Non-Div. I Games:

Albany (NY)

Average RPI Win: 144		WON-LOST	WINNING	LAST 10	STRENGTH OF		OPP. STRENGTH	TEAM	ADJ	CONF.	ADJ CONF.
Average RPI Loss: 116		RECORD	PCT. RANK	GAMES	SCHEDULE		OF SCHEDULE	RPI	RPI	RPI	RPI
DIV. I ONLY		10-8-0	.55556	81	6-4-0		185	146	124	.4531	139
DIV. I NON-CONF.		4-7-0	.36364	138	1-3-0		154	126	106	.46934	116
TOTALS		RPI 1-25	RPI 26-50		W-L RECORDS		RPI 51-100		RPI 101-150		RPI 150+
10-8-0	0-0-0	0-1-0		OVERALL		1-2-0		4-2-0		5-3-0	
4-2-0	0-0-0	0-0-0		HOME		1-1-0		0-0-0		3-1-0	
6-5-0	0-0-0	0-1-0		AWAY		0-1-0		4-1-0		2-2-0	
0-1-0	0-0-0	0-0-0		NEUTRAL		0-0-0		0-1-0		0-0-0	
4-7-0	0-0-0	0-1-0		NON-CONFERENCE		0-2-0		2-2-0		2-2-0	
1-1-0	0-0-0	0-0-0		HOME		0-1-0		0-0-0		1-0-0	
3-5-0	0-0-0	0-0-		AWAY		0-1-0		2-1-0		1-2-0	
0-1-0	0-0-0	0-0-0		NEUTRAL		0-0-0		0-1-0		0-0-0	
6-1-0	0-0-0	0-0-0		CONFERENCE		1-0-0		2-0-0		3-1-0	
3-1-0	0-0-0	0-0-0		HOME		1-0-0		0-0-0		2-1-0	
3-0-0	0-0-0	0-0-0		AWAY		0-0-0		2-0-0		1-0-0	
0-0-0	0-0-0	0-0-0		NEUTRAL		0-0-0		0-0-0		0-0-0	
RPI S	Opponent	Score	RPI S	Opponent	Score	RPI S	Opponent	Score	RPI S	Opponent	Score
			28 A	Michigan	1 2	60 A	Michigan St.	0 1	102 N	UC Riverside	1 2
						90 H	Cleveland St.	3 1	103 A	Bowling Green	2 0
						96 H	Oakland	0 4	113 A	Ill.-Chicago	2 1
									117 A	Western Mich.	2 1
									126 A	Milwaukee	1 0
									137 A	UC Irvine	1 3
									153 A	Canisius	2 4
									155 A	Buffalo	2 1
									168 A	Wright St.	2 0
									176 A	IUPUI	0 2
									178 H	Valparaiso	0 2
									186 H	Loyola Chicago	2 1
									187 H	Green Bay	2 1
									196 H	IPFW	3 0
LAST 10 GAMES											
			113 A	Ill.-Chicago	2 1		117 A	Western Mich.	2 1		
			28 A	Michigan	1 2		168 A	Wright St.	2 0		
			186 H	Loyola Chicago	2 1		60 A	Michigan St.	0 1		
			126 A	Milwaukee	1 0		96 H	Oakland	0 4		
			178 H	Valparaiso	0 2		90 H	Cleveland St.	3 1		

Non-Div. I Games:

Detroit

Average RPI Win:		144	WON-LOST		WINNING		LAST 10		STRENGTH OF		OPP. STRENGTH		TEAM	ADJ		CONF.	ADJ CONF.
Average RPI Loss:		83	RECORD		PCT. RANK		GAMES		SCHEDULE		OF SCHEDULE		RPI	RPI		RPI	RPI
DIV. I ONLY			5-10-2		.35294 155		3-7-0		100		116		148	.45151 140		9	9
DIV. I NON-CONF.			2-5-2		.33333 149		0-2-0		83		138		130	.46035 127		9	9
TOTALS		RPI 1-25		RPI 26-50		W-L RECORDS		RPI 51-100		RPI 101-150		RPI 150+					
5-10-2		0-1-1		0-1-0		OVERALL		1-5-0		2-1-1		2-2-0					
1-5-1		0-1-1		0-0-0		HOME		0-4-0		1-0-0		0-0-0					
4-5-1		0-0-0		0-1-0		AWAY		1-1-0		1-1-1		2-2-0					
0-0-0		0-0-0		0-0-0		NEUTRAL		0-0-0		0-0-0		0-0-0					
2-5-2		0-0-1		0-1-0		NON-CONFERENCE		0-3-0		0-1-1		2-0-0					
0-2-1		0-0-1		0-0-0		HOME		0-2-0		0-0-0		0-0-0					
2-3-1		0-0-0		0-0-		AWAY		0-1-0		0-1-1		2-0-0					
0-0-0		0-0-0		0-0-0		NEUTRAL		0-0-0		0-0-0		0-0-0					
3-5-0		0-1-0		0-0-0		CONFERENCE		1-2-0		2-0-0		0-2-0					
1-3-0		0-1-0		0-0-0		HOME		0-2-0		1-0-0		0-0-0					
2-2-0		0-0-0		0-0-0		AWAY		1-0-0		1-0-0		0-2-0					
0-0-0		0-0-0		0-0-0		NEUTRAL		0-0-0		0-0-0		0-0-0					
RPI	S	Opponent		Score		RPI	S	Opponent		Score		RPI	S	Opponent		Score	
13	H	Charlotte		1	1	36	A	Coastal Caro.		1	2	58	H	Clemson		0	2
20	H	Elon		1	2							61	H	Col. of Charleston		1	2
												66	A	Furman		1	0
												68	H	Wofford		0	1
												79	A	High Point		0	2
												80	H	North Carolina St.		1	3
														101 A UNC Wilmington		2	2
														109 A East Tenn. St.		1	3
														124 H Appalachian St.		1	0
														135 A Davidson		4	0
														161 A Ga. Southern		1	4
														161 A Ga. Southern		1	2
														190 A Longwood		4	1
														203 A UNC Asheville		5	0
LAST 10 GAMES																	
		161 A Ga. Southern		1	2			68 H Wofford		0	1						
		20 H Elon		1	2			58 H Clemson		0	2						
		66 A Furman		1	0			124 H Appalachian St.		1	0						
		161 A Ga. Southern		1	4			135 A Davidson		4	0						
		61 H Col. of Charleston		1	2			36 A Coastal Caro.		1	2						

Non-Div. I Games:

UNC Greensboro

Average RPI Win:		152	WON-LOST	WINNING	LAST 10	STRENGTH OF		OPP. STRENGTH	TEAM	ADJ	CONF.	ADJ CONF.
Average RPI Loss:		71	RECORD	PCT. RANK	GAMES	SCHEDULE		OF SCHEDULE	RPI	RPI	RPI	RPI
DIV. I ONLY		6-12-0		.33333	158	3-7-0		93	111	142	.45051	141
DIV. I NON-CONF.		4-4-0		.5	88	1-0-0		128	166	162	.43482	151
TOTALS		RPI 1-25		RPI 26-50		W-L RECORDS		RPI 51-100		RPI 101-150		RPI 150+
6-12-0		0-2-0		0-4-0		OVERALL		2-2-0		0-3-0		4-1-0
3-5-0		0-1-0		0-2-0		HOME		1-1-0		0-0-0		2-1-0
3-7-0		0-1-0		0-2-0		AWAY		1-1-0		0-3-0		2-0-0
0-0-0		0-0-0		0-0-0		NEUTRAL		0-0-0		0-0-0		0-0-0
4-4-0		0-1-0		0-1-0		NON-CONFERENCE		0-1-0		0-1-0		4-0-0
2-1-0		0-0-0		0-0-0		HOME		0-1-0		0-0-0		2-0-0
2-3-0		0-1-0		0-0-		AWAY		0-0-0		0-1-0		2-0-0
0-0-0		0-0-0		0-0-0		NEUTRAL		0-0-0		0-0-0		0-0-0
2-8-0		0-1-0		0-3-0		CONFERENCE		2-1-0		0-2-0		0-1-0
1-4-0		0-1-0		0-2-0		HOME		1-0-0		0-0-0		0-1-0
1-4-0		0-0-0		0-1-0		AWAY		1-1-0		0-2-0		0-0-0
0-0-0		0-0-0		0-0-0		NEUTRAL		0-0-0		0-0-0		0-0-0
RPI S	Opponent	Score	RPI S	Opponent	Score	RPI S	Opponent	Score	RPI S	Opponent	Score	
4 A	Maryland	0 4	31 H	Drexel	0 1	59 A	Hofstra	0 1	101 A	UNC Wilmington	1 2	
24 H	Old Dominion	0 1	34 H	Northeastern	1 3	76 H	Evansville	2 3	132 A	Mercer	0 2	
			42 A	Duke	0 3	78 H	George Mason	2 1	148 A	Towson	0 1	
			48 A	James Madison	1 2	98 A	William & Mary	2 1	154 H	Delaware	2 3	
									161 H	Ga. Southern	3 0	
									191 H	Stetson	2 1	
									192 A	Jacksonville	1 0	
									194 A	North Florida	3 1	
LAST 10 GAMES												
191 H	Stetson	2 1	101 A	UNC Wilmington	1 2							
78 H	George Mason	2 1	34 H	Northeastern	1 3							
48 A	James Madison	1 2	98 A	William & Mary	2 1							
24 H	Old Dominion	0 1	59 A	Hofstra	0 1							
31 H	Drexel	0 1	154 H	Delaware	2 3							

Non-Div. I Games:

Georgia St.

Average RPI Win:		140	WON-LOST RECORD		WINNING PCT. RANK		LAST 10 GAMES		STRENGTH OF SCHEDULE		OPP. STRENGTH OF SCHEDULE		TEAM RPI	ADJ RPI		CONF. RPI		ADJ CONF. RPI	
DIV. I ONLY			4-7-5	.40625	140	2-4-4			109		100		144	.4504	142	10		12	
DIV. I NON-CONF.			3-5-2	.4	130	1-2-1			112		94		141	.44929	138	10		10	
TOTALS		RPI 1-25		RPI 26-50		W-L RECORDS		RPI 51-100		RPI 101-150		RPI 150+							
4-7-5		0-2-0		0-0-1		OVERALL		1-1-1		1-4-2		2-0-1							
2-3-3		0-1-0		0-0-0		HOME		0-0-1		1-2-1		1-0-1							
2-4-2		0-1-0		0-0-1		AWAY		1-1-0		0-2-1		1-0-0							
0-0-0		0-0-0		0-0-0		NEUTRAL		0-0-0		0-0-0		0-0-0							
3-5-2		0-1-0		0-0-0		NON-CONFERENCE		1-0-1		1-4-1		1-0-0							
1-3-2		0-1-0		0-0-0		HOME		0-0-1		1-2-1		0-0-0							
2-2-0		0-0-0		0-0-0		AWAY		1-0-0		0-2-0		1-0-0							
0-0-0		0-0-0		0-0-0		NEUTRAL		0-0-0		0-0-0		0-0-0							
1-2-3		0-1-0		0-0-1		CONFERENCE		0-1-0		0-0-1		1-0-1							
1-0-1		0-0-0		0-0-0		HOME		0-0-0		0-0-0		1-0-1							
0-2-2		0-1-0		0-0-1		AWAY		0-1-0		0-0-1		0-0-0							
0-0-0		0-0-0		0-0-0		NEUTRAL		0-0-0		0-0-0		0-0-0							
RPI	S	Opponent		Score		RPI	S	Opponent		Score		RPI	S	Opponent		Score			
6	H	Connecticut		0	2	27	A	Brown		1	1	70	A	Dartmouth		0	1		
23	A	Cornell		0	3							84	A	Quinnipiac		1	0		
												95	H	Colgate		0	0		
														107 A Fairfield		0	1		
														115 H Fordham		0	0		
														127 A Harvard		0	0		
														131 H Lehigh		0	1		
														134 H Sacred Heart		2	0		
														138 H Albany (NY)		0	2		
														143 A Central Conn. St.		0	2		
														166 H Penn		2	1		
														170 H Columbia		1	1		
														175 A Marist		2	1		
LAST 10 GAMES																			
27 A Brown						1	1	70 A Dartmouth						0	1				
170 H Columbia						1	1	127 A Harvard						0	0				
166 H Penn						2	1	6 H Connecticut						0	2				
131 H Lehigh						0	1	175 A Marist						2	1				
23 A Cornell						0	3	115 H Fordham						0	0				

Non-Div. I Games:

Yale

Average RPI Win:	159	WON-LOST	WINNING	LAST 10	STRENGTH OF	OPP. STRENGTH	TEAM	ADJ	CONF.	ADJ CONF.		
Average RPI Loss:	111	RECORD	PCT. RANK	GAMES	SCHEDULE	OF SCHEDULE	RPI	RPI	RPI	RPI		
DIV. I ONLY	8-8-2	.5	94	6-3-1	135	175	130	.44991	143	19	20	
DIV. I NON-CONF.	2-5-1	.3125	158	0-0-0	118	104	108	.47463	113	22	21	
<hr/>												
TOTALS	RPI 1-25	RPI 26-50		W-L RECORDS		RPI 51-100		RPI 101-150		RPI 150+		
8-8-2	0-0-0	0-1-1		OVERALL		1-2-0		2-2-0		5-3-1		
4-2-1	0-0-0	0-0-1		HOME		1-0-0		2-1-0		1-1-0		
3-5-1	0-0-0	0-1-0		AWAY		0-2-0		0-1-0		3-1-1		
1-1-0	0-0-0	0-0-0		NEUTRAL		0-0-0		0-0-0		1-1-0		
<hr/>												
2-5-1	0-0-0	0-1-1		NON-CONFERENCE		0-1-0		1-1-0		1-2-0		
1-0-1	0-0-0	0-0-1		HOME		0-0-0		1-0-0		0-0-0		
0-4-0	0-0-0	0-0-		AWAY		0-1-0		0-1-0		0-1-0		
1-1-0	0-0-0	0-0-0		NEUTRAL		0-0-0		0-0-0		1-1-0		
<hr/>												
6-3-1	0-0-0	0-0-0		CONFERENCE		1-1-0		1-1-0		4-1-1		
3-2-0	0-0-0	0-0-0		HOME		1-0-0		1-1-0		1-1-0		
3-1-1	0-0-0	0-0-0		AWAY		0-1-0		0-0-0		3-0-1		
0-0-0	0-0-0	0-0-0		NEUTRAL		0-0-0		0-0-0		0-0-0		
<hr/>												
RPI	S	Opponent	Score	RPI	S	Opponent	Score	RPI	S	Opponent	Score	
				33	A	Rutgers	1 2	63	A	Vermont	0 2	
				50	H	Stony Brook	1 1	84	A	Quinnipiac	1 2	
								97	H	Monmouth	1 0	
										105	H Fairleigh Dickinson	0 2
										114	A Hartford	1 2
										134	H Sacred Heart	2 0
										142	H Yale	2 0
										156	N New Hampshire	0 2
										158	A Belmont	2 3
										163	A Saint Francis (PA)	3 0
										165	A St. Francis (NY)	3 2
										172	H Bryant	1 2
										184	N Lipscomb	3 1
										185	A Robert Morris	1 1
										188	H Mt. St. Mary's	4 1
										200	A LIU Brooklyn	2 1
<hr/>												
LAST 10 GAMES												
				172	H Bryant	1 2	105	H Fairleigh Dickinson	0 2			
				84	A Quinnipiac	1 2	165	A St. Francis (NY)	3 2			
				200	A LIU Brooklyn	2 1	185	A Robert Morris	1 1			
				134	H Sacred Heart	2 0	163	A Saint Francis (PA)	3 0			
				188	H Mt. St. Mary's	4 1	97	H Monmouth	1 0			

Non-Div. I Games:

Central Conn. St.

Average RPI Win: 156		WON-LOST RECORD	WINNING PCT. RANK	LAST 10 GAMES	STRENGTH OF SCHEDULE	OPP. STRENGTH OF SCHEDULE	TEAM RPI	ADJ RPI	CONF. RPI	ADJ CONF. RPI							
Average RPI Loss: 88																	
DIV. I ONLY		7-7-3	.5	94	3-5-2	169	156	147	.44953	144	16	16					
DIV. I NON-CONF.		6-3-1	.65	59	3-1-0	134	176	125	.46621	120	16	16					
<hr/>																	
TOTALS		RPI 1-25		RPI 26-50		W-L RECORDS		RPI 51-100		RPI 101-150		RPI 150+					
7-7-3		0-1-0		0-0-0		OVERALL		1-4-0		3-1-1		4-1-2					
3-4-0		0-0-0		0-0-0		HOME		0-3-0		2-1-0		1-0-0					
4-3-2		0-1-0		0-0-0		AWAY		1-1-0		1-0-1		3-1-1					
0-0-1		0-0-0		0-0-0		NEUTRAL		0-0-0		0-0-0		0-0-1					
<hr/>																	
6-3-1		0-1-0		0-0-0		NON-CONFERENCE		1-2-0		2-0-0		4-0-1					
2-2-0		0-0-0		0-0-0		HOME		0-2-0		1-0-0		1-0-0					
5-1-1		0-1-0		0-0-		AWAY		1-0-0		1-0-0		3-0-1					
0-0-0		0-0-0		0-0-0		NEUTRAL		0-0-0		0-0-0		0-0-0					
<hr/>																	
1-4-2		0-0-0		0-0-0		CONFERENCE		0-2-0		1-1-1		0-1-1					
1-2-0		0-0-0		0-0-0		HOME		0-1-0		1-1-0		0-0-0					
0-2-1		0-0-0		0-0-0		AWAY		0-1-0		0-0-1		0-1-0					
0-0-1		0-0-0		0-0-0		NEUTRAL		0-0-0		0-0-0		0-0-1					
<hr/>																	
RPI	S	Opponent		Score		RPI	S	Opponent		Score		RPI	S	Opponent		Score	
24	A	Old Dominion		0	4							121	A	Pittsburgh		3	1
												130	H	Lafayette		4	2
												131	H	Lehigh		1	2
												133	H	Richmond		5	0
												150	A	Bucknell		1	1
												151	A	Holy Cross		1	2
												154	A	Delaware		1	1
												177	N	Army		1	1
												185	H	Robert Morris		2	0
												190	A	Longwood		3	0
												204	A	Howard		3	1
												204	A	Howard		3	1
<hr/>																	
LAST 10 GAMES																	
						95	H	Colgate		2	3	83	A	American		2	3
						204	A	Howard		3	1	53	H	UMBC		1	2
						204	A	Howard		3	1	131	H	Lehigh		1	2
						151	A	Holy Cross		1	2	150	A	Bucknell		1	1
						190	A	Longwood		3	0	177	N	Army		1	1

Non-Div. I Games:

Navy

Average RPI Win:		160	WON-LOST RECORD		WINNING PCT. RANK		LAST 10 GAMES		STRENGTH OF SCHEDULE		OPP. STRENGTH OF SCHEDULE		TEAM RPI		ADJ RPI		CONF. RPI		ADJ CONF. RPI				
Average RPI Loss:		68																					
DIV. I ONLY			4-10-2		.3125 170		2-6-2		78		119		150		.4454 145		11		10				
DIV. I NON-CONF.			2-4-0		.33333 149		0-0-0		151		174		178		.41418 170		7		7				
TOTALS		RPI 1-25		RPI 26-50		W-L RECORDS		RPI 51-100		RPI 101-150		RPI 150+											
4-10-2		0-2-0		0-2-0		OVERALL		0-4-1		2-1-1		2-1-0											
4-3-1		0-1-0		0-1-0		HOME		0-1-1		2-0-0		2-0-0											
0-6-1		0-1-0		0-1-0		AWAY		0-2-0		0-1-1		0-1-0											
0-1-0		0-0-0		0-0-0		NEUTRAL		0-1-0		0-0-0		0-0-0											
2-4-0		0-0-0		0-2-0		NON-CONFERENCE		0-2-0		0-0-0		2-0-0											
2-1-0		0-0-0		0-1-0		HOME		0-0-0		0-0-0		2-0-0											
0-2-0		0-0-0		0-0-		AWAY		0-1-0		0-0-0		0-0-0											
0-1-0		0-0-0		0-0-0		NEUTRAL		0-1-0		0-0-0		0-0-0											
2-6-2		0-2-0		0-0-0		CONFERENCE		0-2-1		2-1-1		0-1-0											
2-2-1		0-1-0		0-0-0		HOME		0-1-1		2-0-0		0-0-0											
0-4-1		0-1-0		0-0-0		AWAY		0-1-0		0-1-1		0-1-0											
0-0-0		0-0-0		0-0-0		NEUTRAL		0-0-0		0-0-0		0-0-0											
RPI	S	Opponent		Score		RPI	S	Opponent		Score		RPI	S	Opponent		Score		RPI	S	Opponent		Score	
12	A	New Mexico		0 6		38	A	California		0 5		51	A	Denver		0 6		106	A	San Jose St.		0 2	
12	H	New Mexico		1 2		47	H	Campbell		0 1		51	H	Denver		1 1		112	A	Air Force		1 1	
												57	H	CSU Bakersfield		1 4		112	H	Air Force		3 2	
												89	A	San Diego St.		2 3		136	H	UNLV		4 1	
												91	N	San Diego		0 2		180	A	Seattle		1 2	
																		191	H	Stetson		2 0	
																		202	H	Oral Roberts		5 1	
LAST 10 GAMES																							
		12 A New Mexico		0 6				112 A Air Force		1 1													
		106 A San Jose St.		0 2				51 A Denver		0 6													
		180 A Seattle		1 2				112 H Air Force		3 2													
		136 H UNLV		4 1				51 H Denver		1 1													
		57 H CSU Bakersfield		1 4				12 H New Mexico		1 2													

Non-Div. I Games:

Houston Baptist

Average RPI Win:		161	WON-LOST RECORD		WINNING PCT. RANK		LAST 10 GAMES		STRENGTH OF SCHEDULE		OPP. STRENGTH OF SCHEDULE		TEAM RPI		ADJ RPI		CONF. RPI		ADJ CONF. RPI				
DIV. I ONLY			5-8-4		.41176 136		1-8-1		125		124		149		.44538 146		8		8				
DIV. I NON-CONF.			5-2-4		.63636 62		1-2-1		165		160		167		.42165 164		12		12				
TOTALS		RPI 1-25		RPI 26-50		W-L RECORDS		RPI 51-100		RPI 101-150		RPI 150+											
5-8-4		0-1-1		0-2-0		OVERALL		1-2-0		0-3-1		4-0-2											
1-3-1		0-0-0		0-0-0		HOME		1-1-0		0-2-0		0-0-1											
1-4-1		0-1-1		0-2-0		AWAY		0-0-0		0-1-0		1-0-0											
3-1-2		0-0-0		0-0-0		NEUTRAL		0-1-0		0-0-1		3-0-1											
5-2-4		0-0-1		0-1-0		NON-CONFERENCE		1-1-0		0-0-1		4-0-2											
1-0-1		0-0-0		0-0-0		HOME		1-0-0		0-0-0		0-0-1											
1-1-1		0-0-1		0-0-		AWAY		0-0-0		0-0-0		1-0-0											
3-1-2		0-0-0		0-0-0		NEUTRAL		0-1-0		0-0-1		3-0-1											
0-6-0		0-1-0		0-1-0		CONFERENCE		0-1-0		0-3-0		0-0-0											
0-3-0		0-0-0		0-0-0		HOME		0-1-0		0-2-0		0-0-0											
0-3-0		0-1-0		0-1-0		AWAY		0-0-0		0-1-0		0-0-0											
0-0-0		0-0-0		0-0-0		NEUTRAL		0-0-0		0-0-0		0-0-0											
RPI	S	Opponent		Score		RPI	S	Opponent		Score		RPI	S	Opponent		Score							
14	A	Creighton		0 1		32	A	SIU Edwardsville		1 2		56	H	Memphis		1 0							
22	A	SMU		1 1		35	A	Xavier		0 1		70	N	Dartmouth		0 1							
												76	H	Evansville		0 2							
														104 H Bradley		0 1							
														110 H Drake		0 1							
														129 A Central Ark.		0 1							
														137 N UC Irvine		2 2							
														158 H Belmont		1 1							
														162 A UMKC		3 0							
														184 N Lipscomb		1 0							
														187 N Green Bay		0 0							
														201 N Eastern Ill.		2 0							
														202 N Oral Roberts		1 0							
LAST 10 GAMES																							
110 H Drake						0 1						76 H Evansville						0 2					
14 A Creighton						0 1						104 H Bradley						0 1					
22 A SMU						1 1						56 H Memphis						1 0					
129 A Central Ark.						0 1						35 A Xavier						0 1					
32 A SIU Edwardsville						1 2						70 N Dartmouth						0 1					

Non-Div. I Games:

Missouri St.

Average RPI Win:	137	WON-LOST	WINNING	LAST 10	STRENGTH OF	OPP. STRENGTH	TEAM	ADJ	CONF.	ADJ CONF.		
Average RPI Loss:	96	RECORD	PCT. RANK	GAMES	SCHEDULE	OF SCHEDULE	RPI	RPI	RPI	RPI		
DIV. I ONLY		8-6-3	.55882	75	6-1-3	178	186	135	.445	147	18	18
DIV. I NON-CONF.		2-5-0	.28571	169	1-1-0	170	178	126	.45278	135	18	18
<hr/>												
TOTALS	RPI 1-25	RPI 26-50		W-L RECORDS		RPI 51-100		RPI 101-150		RPI 150+		
8-6-3	0-0-0	1-1-0		OVERALL		2-3-0		1-1-1		4-1-2		
3-4-2	0-0-0	1-1-0		HOME		2-2-0		0-1-0		0-0-2		
5-0-1	0-0-0	0-0-0		AWAY		0-0-0		1-0-1		4-0-0		
0-2-0	0-0-0	0-0-0		NEUTRAL		0-1-0		0-0-0		0-1-0		
<hr/>												
2-5-0	0-0-0	0-0-0		NON-CONFERENCE		1-3-0		0-1-0		1-1-0		
1-3-0	0-0-0	0-0-0		HOME		1-2-0		0-1-0		0-0-0		
1-0-0	0-0-0	0-0-		AWAY		0-0-0		0-0-0		1-0-0		
0-2-0	0-0-0	0-0-0		NEUTRAL		0-1-0		0-0-0		0-1-0		
<hr/>												
6-1-3	0-0-0	1-1-0		CONFERENCE		1-0-0		1-0-1		3-0-2		
2-1-2	0-0-0	1-1-0		HOME		1-0-0		0-0-0		0-0-2		
4-0-1	0-0-0	0-0-0		AWAY		0-0-0		1-0-1		3-0-0		
0-0-0	0-0-0	0-0-0		NEUTRAL		0-0-0		0-0-0		0-0-0		
<hr/>												
RPI S	Opponent	Score	RPI S	Opponent	Score	RPI S	Opponent	Score	RPI S	Opponent	Score	
			36 H	Coastal Caro.	0 3	67 N	Marshall	0 2	108 A	Radford	2 1	
			47 H	Campbell	1 0	68 H	Wofford	0 3	111 A	Winthrop	1 1	
						79 H	High Point	2 1	133 H	Richmond	1 2	
						80 H	North Carolina St.	0 2	164 H	Gardner-Webb	0 0	
						83 H	American	1 0	183 A	Presbyterian	2 1	
									189 N	George Washington	0 2	
									190 A	Longwood	3 0	
									199 A	VMI	3 2	
									203 H	UNC Asheville	0 0	
									204 A	Howard	3 2	
<hr/>												
LAST 10 GAMES												
			203 H	UNC Asheville	0 0	199 A	VMI	3 2				
			108 A	Radford	2 1	183 A	Presbyterian	2 1				
			164 H	Gardner-Webb	0 0	83 H	American	1 0				
			79 H	High Point	2 1	47 H	Campbell	1 0				
			111 A	Winthrop	1 1	68 H	Wofford	0 3				

Non-Div. I Games:

Liberty

Average RPI Win: 172		WON-LOST	WINNING	LAST 10	STRENGTH OF		OPP. STRENGTH	TEAM	ADJ	CONF.	ADJ CONF.
Average RPI Loss: 71		RECORD	PCT. RANK	GAMES	SCHEDULE		OF SCHEDULE	RPI	RPI	RPI	RPI
DIV. I ONLY		4-10-2	.3125	170	2-6-2		108	102	160	.44498	148
DIV. I NON-CONF.		2-4-0	.33333	149	0-0-0		184	165	190	.39587	185
TOTALS		RPI 1-25	RPI 26-50		W-L RECORDS		RPI 51-100		RPI 101-150		RPI 150+
4-10-2	0-1-0	0-3-1		OVERALL		0-4-1		1-2-0		3-0-0	
2-4-2	0-0-0	0-2-1		HOME		0-2-1		1-0-0		1-0-0	
2-6-0	0-1-0	0-1-0		AWAY		0-2-0		0-2-0		2-0-0	
0-0-0	0-0-0	0-0-0		NEUTRAL		0-0-0		0-0-0		0-0-0	
2-4-0	0-0-0	0-1-0		NON-CONFERENCE		0-2-0		0-1-0		2-0-0	
1-2-0	0-0-0	0-1-0		HOME		0-1-0		0-0-0		1-0-0	
1-2-0	0-0-0	0-0-		AWAY		0-1-0		0-1-0		1-0-0	
0-0-0	0-0-0	0-0-0		NEUTRAL		0-0-0		0-0-0		0-0-0	
2-6-2	0-1-0	0-2-1		CONFERENCE		0-2-1		1-1-0		1-0-0	
1-2-2	0-0-0	0-1-1		HOME		0-1-1		1-0-0		0-0-0	
1-4-0	0-1-0	0-1-0		AWAY		0-1-0		0-1-0		1-0-0	
0-0-0	0-0-0	0-0-0		NEUTRAL		0-0-0		0-0-0		0-0-0	
RPI S	Opponent	Score	RPI S	Opponent	Score	RPI S	Opponent	Score	RPI S	Opponent	Score
24 A	Old Dominion	1 2	31 H	Drexel	0 1	59 A	Hofstra	0 1	101 A	UNC Wilmington	0 1
			34 H	Northeastern	2 2	78 H	George Mason	0 3	138 A	Albany (NY)	2 3
			44 H	Loyola Maryland	0 2	86 A	Cincinnati	0 1	141 H	Georgia St.	1 0
			48 A	James Madison	0 4	97 H	Monmouth	0 1	154 A	Delaware	3 2
						98 H	William & Mary	1 1	188 A	Mt. St. Mary's	2 1
									204 H	Howard	3 1
LAST 10 GAMES											
	101 A	UNC Wilmington	0	1		59 A	Hofstra	0	1		
	34 H	Northeastern	2	2		98 H	William & Mary	1	1		
	24 A	Old Dominion	1	2		154 A	Delaware	3	2		
	78 H	George Mason	0	3		48 A	James Madison	0	4		
	31 H	Drexel	0	1		141 H	Georgia St.	1	0		

Non-Div. I Games:

Towson

Average RPI Win: 154		WON-LOST	WINNING	LAST 10	STRENGTH OF	OPP. STRENGTH	TEAM	ADJ	CONF.	ADJ CONF.		
Average RPI Loss: 116		RECORD	PCT. RANK	GAMES	SCHEDULE	OF SCHEDULE	RPI	RPI	RPI	RPI		
DIV. I ONLY		9-8-0	.52941	86	6-4-0	198	145	145	.44369	149	23	23
DIV. I NON-CONF.		9-8-0	.52941	87	6-4-0	181	148	133	.44369	146	23	23
<hr/>												
TOTALS		RPI 1-25		RPI 26-50		W-L RECORDS		RPI 51-100		RPI 101-150		RPI 150+
9-8-0		0-0-0		0-1-0		OVERALL		1-1-0		2-4-0		6-2-0
5-3-0		0-0-0		0-0-0		HOME		1-0-0		1-2-0		3-1-0
4-4-0		0-0-0		0-0-0		AWAY		0-1-0		1-2-0		3-0-0
0-1-0		0-0-0		0-1-0		NEUTRAL		0-0-0		0-0-0		0-0-0
<hr/>												
9-8-0		0-0-0		0-1-0		NON-CONFERENCE		1-1-0		2-4-0		6-2-0
5-3-0		0-0-0		0-0-0		HOME		1-0-0		1-2-0		3-1-0
4-4-0		0-0-0		0-0-		AWAY		0-1-0		1-2-0		3-1-0
0-1-0		0-0-0		0-1-0		NEUTRAL		0-0-0		0-0-0		0-0-0
<hr/>												
0-0-0		0-0-0		0-0-0		CONFERENCE		0-0-0		0-0-0		0-0-0
0-0-0		0-0-0		0-0-0		HOME		0-0-0		0-0-0		0-0-0
0-0-0		0-0-0		0-0-0		AWAY		0-0-0		0-0-0		0-0-0
0-0-0		0-0-0		0-0-0		NEUTRAL		0-0-0		0-0-0		0-0-0
<hr/>												
RPI	S	Opponent	Score	RPI	S	Opponent	Score	RPI	S	Opponent	Score	
				37	N	Syracuse	0 4	52	A	Santa Clara	0 2	
								92	H	Seton Hall	1 0	
			</									

Non-Div. I Games:

NJIT

Average RPI Win: 137		WON-LOST RECORD		WINNING PCT. RANK		LAST 10 GAMES		STRENGTH OF SCHEDULE		OPP. STRENGTH OF SCHEDULE		TEAM RPI		ADJ RPI		CONF. RPI		ADJ CONF. RPI	
DIV. I ONLY		7-7-5		.5 94		2-5-3		156		122		140		.44328 150		16		16	
DIV. I NON-CONF.		5-4-3		.54167 84		1-2-1		129		113		119		.46204 124		16		16	
TOTALS		RPI 1-25		RPI 26-50		W-L RECORDS		RPI 51-100		RPI 101-150		RPI 150+							
7-7-5		0-0-1		0-1-0		OVERALL		2-2-1		3-1-2		2-3-1							
3-3-1		0-0-0		0-0-0		HOME		1-0-0		1-0-1		1-3-0							
4-4-3		0-0-1		0-1-0		AWAY		1-2-0		2-1-1		1-0-1							
0-0-1		0-0-0		0-0-0		NEUTRAL		0-0-1		0-0-0		0-0-0							
5-4-3		0-0-1		0-1-0		NON-CONFERENCE		1-1-1		2-0-1		2-2-0							
2-2-0		0-0-0		0-0-0		HOME		0-0-0		1-0-0		1-2-0							
3-2-2		0-0-1		0-0-		AWAY		1-1-0		1-0-1		1-0-0							
0-0-1		0-0-0		0-0-0		NEUTRAL		0-0-1		0-0-0		0-0-0							
2-3-2		0-0-0		0-0-0		CONFERENCE		1-1-0		1-1-1		0-1-1							
1-1-1		0-0-0		0-0-0		HOME		1-0-0		0-0-1		0-1-0							
1-2-1		0-0-0		0-0-0		AWAY		0-1-0		1-1-0		0-0-1							
0-0-0		0-0-0		0-0-0		NEUTRAL		0-0-0		0-0-0		0-0-0							
RPI S	Opponent		Score		RPI S	Opponent		Score		RPI S	Opponent		Score		RPI S	Opponent		Score	
21 A	VCU		1	1	46 A	Penn St.		1	2	69 A	FGCU		1	2	128 A	Binghamton		2	2
										83 A	American		0	1	130 A	Lafayette		0	1
										85 A	La Salle		2	1	131 A	Lehigh		1	0
										88 N	Butler		1	1	138 H	Albany (NY)		4	0
										95 H	Colgate		1	0	144 H	Navy		1	1
															149 A	NJIT		1	0
															151 A	Holy Cross		1	1
															157 H	Hartwick		0	1
															159 H	Saint Joseph's		0	1
															163 A	Saint Francis (PA)		1	0
															177 H	Army		1	2
															198 H	Adelphi		7	0
LAST 10 GAMES																			
	130 A	Lafayette		0	1		46 A	Penn St.		1	2		151 A	Holy Cross		1	1		
	128 A	Binghamton		2	2		157 H	Hartwick		0	1		144 H	Navy		1	1		
	95 H	Colgate		1	0		83 A	American		0	1								
	149 A	NJIT		1	0														
	177 H	Army		1	2														

Non-Div. I Games:

Bucknell

Average RPI Win:	162	WON-LOST	WINNING	LAST 10	STRENGTH OF	OPP. STRENGTH	TEAM	ADJ	CONF.	ADJ CONF.	
Average RPI Loss:	91	RECORD	PCT. RANK	GAMES	SCHEDULE	OF SCHEDULE	RPI	RPI	RPI	RPI	
DIV. I ONLY	5-9-2	.375	145	4-4-2	136	123	161	.44324	151	16	16
DIV. I NON-CONF.	3-6-0	.33333	149	2-1-0	111	109	145	.45388	134	16	16
<hr/>											
TOTALS	RPI 1-25	RPI 26-50		W-L RECORDS	RPI 51-100		RPI 101-150		RPI 150+		
5-9-2	0-0-0	0-1-0		OVERALL	0-5-1		1-3-1		4-0-0		
5-1-1	0-0-0	0-0-0		HOME	0-1-0		1-0-1		4-0-0		
0-8-1	0-0-0	0-1-0		AWAY	0-4-1		0-3-0		0-0-0		
0-0-0	0-0-0	0-0-0		NEUTRAL	0-0-0		0-0-0		0-0-0		
<hr/>											
3-6-0	0-0-0	0-1-0		NON-CONFERENCE	0-4-0		0-1-0		3-0-0		
3-1-0	0-0-0	0-0-0		HOME	0-1-0		0-0-0		3-0-0		
0-5-0	0-0-0	0-0-		AWAY	0-3-0		0-1-0		0-0-0		
0-0-0	0-0-0	0-0-0		NEUTRAL	0-0-0		0-0-0		0-0-0		
<hr/>											
2-3-2	0-0-0	0-0-0		CONFERENCE	0-1-1		1-2-1		1-0-0		
2-0-1	0-0-0	0-0-0		HOME	0-0-0		1-0-1		1-0-0		
0-3-1	0-0-0	0-0-0		AWAY	0-1-1		0-2-0		0-0-0		
0-0-0	0-0-0	0-0-0		NEUTRAL	0-0-0		0-0-0		0-0-0		
<hr/>											
RPI S	Opponent	Score	RPI S	Opponent	Score	RPI S	Opponent	Score	RPI S	Opponent	Score
			34 A	Northeastern	2 5	70 A	Dartmouth	1 3	130 A	Lafayette	1 2
						74 A	Boston U.	0 4	131 A	Lehigh	0 1
						77 A	Providence	1 2	134 A	Sacred Heart	1 2
						83 A	American	0 1	144 H	Navy	2 1
						84 H	Quinnipiac	1 2	150 H	Bucknell	1 1
						95 A	Colgate	1 1	156 H	New Hampshire	1 0
									160 H	Rhode Island	2 1
									172 H	Bryant	1 0
									177 H	Army	1 0
<hr/>											
			LAST 10 GAMES								
			83 A	American	0 1	150 H	Bucknell	1 1			
			144 H	Navy	2 1	95 A	Colgate	1 1			
			172 H	Bryant	1 0	130 A	Lafayette	1 2			
			131 A	Lehigh	0 1	34 A	Northeastern	2 5			
			156 H	New Hampshire	1 0	177 H	Army	1 0			

Non-Div. I Games:

Holy Cross

Average RPI Win:	171	WON-LOST	WINNING	LAST 10	STRENGTH OF	OPP. STRENGTH	TEAM	ADJ	CONF.	ADJ CONF.	
Average RPI Loss:	91	RECORD	PCT. RANK	GAMES	SCHEDULE	OF SCHEDULE	RPI	RPI	RPI	RPI	
DIV. I ONLY	7-11-1	.39474	142	4-5-1	134	165	152	.44226	152	12	13
DIV. I NON-CONF.	3-7-0	.3	163	0-1-0	148	171	160	.43451	152	15	15
TOTALS	RPI 1-25	RPI 26-50	W-L RECORDS	RPI 51-100	RPI 101-150	RPI 150+					
7-11-1	0-0-0	0-2-1	OVERALL	0-6-0	1-1-0	6-2-0					
3-5-1	0-0-0	0-0-1	HOME	0-4-0	1-1-0	2-0-0					
3-5-0	0-0-0	0-2-0	AWAY	0-2-0	0-0-0	3-1-0					
1-1-0	0-0-0	0-0-0	NEUTRAL	0-0-0	0-0-0	1-1-0					
3-7-0	0-0-0	0-2-0	NON-CONFERENCE	0-3-0	0-1-0	3-1-0					
2-3-0	0-0-0	0-0-0	HOME	0-2-0	0-1-0	2-0-0					
0-3-0	0-0-0	0-0-	AWAY	0-1-0	0-0-0	0-0-0					
1-1-0	0-0-0	0-0-0	NEUTRAL	0-0-0	0-0-0	1-1-0					
4-4-1	0-0-0	0-0-1	CONFERENCE	0-3-0	1-0-0	3-1-0					
1-2-1	0-0-0	0-0-1	HOME	0-2-0	1-0-0	0-0-0					
3-2-0	0-0-0	0-0-0	AWAY	0-1-0	0-0-0	3-1-0					
0-0-0	0-0-0	0-0-0	NEUTRAL	0-0-0	0-0-0	0-0-0					
RPI S	Opponent	Score	RPI S	Opponent	Score	RPI S	Opponent	Score	RPI S	Opponent	Score
			35 H	Xavier	0 0	54 H	Niagara	2 4	115 H	Fordham	3 0
			38 A	California	1 4	64 H	Dayton	1 2	121 H	Pittsburgh	1 2
			46 A	Penn St.	0 1	85 H	La Salle	0 3	154 N	Delaware	1 2
						90 H	Cleveland St.	0 2	159 A	Saint Joseph's	2 1
						94 A	Temple	1 2	160 A	Rhode Island	0 1
						96 A	Oakland	1 2	167 A	St. Bonaventure	3 1
									171 A	Massachusetts	1 0
									185 H	Robert Morris	1 0
									196 N	IPFW	2 1
									204 H	Howard	4 0
			LAST 10 GAMES								
			85 H	La Salle	0 3	35 H	Xavier	0 0			
			115 H	Fordham	3 0	167 A	St. Bonaventure	3 1			
			171 A	Massachusetts	1 0	94 A	Temple	1 2			
			160 A	Rhode Island	0 1	159 A	Saint Joseph's	2 1			
			64 H	Dayton	1 2	96 A	Oakland	1 2			

Non-Div. I Games:

Duquesne

Average RPI Win: 153		WON-LOST	WINNING	LAST 10	STRENGTH OF		OPP. STRENGTH	TEAM	ADJ	CONF.	ADJ CONF.
Average RPI Loss: 112		RECORD	PCT. RANK	GAMES	SCHEDULE		OF SCHEDULE	RPI	RPI	RPI	RPI
DIV. I ONLY		8-7-2	.52941	86	3-7-0		181	176	141	.44217	153
DIV. I NON-CONF.		7-1-2	.8	23	2-1-0		190	180	151	.43222	153
TOTALS		RPI 1-25	RPI 26-50		W-L RECORDS		RPI 51-100		RPI 101-150		RPI 150+
8-7-2		0-0-0	0-1-0		OVERALL		1-1-0		2-4-0		5-1-2
4-5-1		0-0-0	0-1-0		HOME		0-1-0		2-2-0		2-1-1
1-2-1		0-0-0	0-0-0		AWAY		0-0-0		0-2-0		1-0-1
3-0-0		0-0-0	0-0-0		NEUTRAL		1-0-0		0-0-0		2-0-0
7-1-2		0-0-0	0-0-0		NON-CONFERENCE		1-0-0		2-1-0		4-0-2
4-0-1		0-0-0	0-0-0		HOME		0-0-0		2-0-0		2-0-1
0-1-1		0-0-0	0-0-		AWAY		0-0-0		0-1-0		0-0-1
3-0-0		0-0-0	0-0-0		NEUTRAL		1-0-0		0-0-0		2-0-0
1-6-0		0-0-0	0-1-0		CONFERENCE		0-1-0		0-3-0		1-1-0
0-5-0		0-0-0	0-1-0		HOME		0-1-0		0-2-0		0-1-0
1-1-0		0-0-0	0-0-0		AWAY		0-0-0		0-1-0		1-0-0
0-0-0		0-0-0	0-0-0		NEUTRAL		0-0-0		0-0-0		0-0-0
RPI S	Opponent	Score	RPI S	Opponent	Score	RPI S	Opponent	Score	RPI S	Opponent	Score
			44 H	Loyola Maryland	0 1	54 H	Niagara	2 3	107 H	Fairfield	1 2
						87 N	Cal St. Fullerton	4 2	117 H	Western Mich.	1 0
									119 H	Iona	2 3
									125 A	Siena	1 2
									136 A	UNLV	1 5
									139 H	Detroit	4 2
									155 H	Buffalo	1 1
									163 H	Saint Francis (PA)	3 0
									167 H	St. Bonaventure	1 0
									175 A	Marist	2 1
									176 N	IUPUI	2 1
									185 A	Robert Morris	0 0
									197 H	Rider	1 2
									201 N	Eastern Ill.	4 3
LAST 10 GAMES											
			107 H	Fairfield	1 2	44 H	Loyola Maryland	0 1			
			119 H	Iona	2 3	197 H	Rider	1 2			
			125 A	Siena	1 2	163 H	Saint Francis (PA)	3 0			
			175 A	Marist	2 1	167 H	St. Bonaventure	1 0			
			54 H	Niagara	2 3	136 A	UNLV	1 5			

Non-Div. I Games:

Canisius

Non-Div. I Games:

Delaware

Average RPI Win:		155	WON-LOST RECORD		WINNING PCT. RANK		LAST 10 GAMES		STRENGTH OF SCHEDULE		OPP. STRENGTH OF SCHEDULE		TEAM RPI		ADJ RPI		CONF. RPI		ADJ CONF. RPI		
Average RPI Loss:		97																			
DIV. I ONLY			5-11-1		.32353 165		4-6-0		98		164		155		.4325 155		14		15		
DIV. I NON-CONF.			2-7-1		.25 177		1-2-0		92		195		153		.4277 159		14		14		
TOTALS		RPI 1-25		RPI 26-50		W-L RECORDS		RPI 51-100		RPI 101-150		RPI 150+									
5-11-1		0-2-0		0-2-0		OVERALL		0-0-0		2-6-0		3-1-1									
4-5-0		0-0-0		0-0-0		HOME		0-0-0		2-4-0		2-1-0									
1-6-1		0-2-0		0-2-0		AWAY		0-0-0		0-2-0		1-0-1									
0-0-0		0-0-0		0-0-0		NEUTRAL		0-0-0		0-0-0		0-0-0									
2-7-1		0-1-0		0-1-0		NON-CONFERENCE		0-0-0		1-4-0		1-1-1									
2-4-0		0-0-0		0-0-0		HOME		0-0-0		1-3-0		1-1-0									
0-3-1		0-1-0		0-0-		AWAY		0-0-0		0-1-0		0-0-1									
0-0-0		0-0-0		0-0-0		NEUTRAL		0-0-0		0-0-0		0-0-0									
3-4-0		0-1-0		0-1-0		CONFERENCE		0-0-0		1-2-0		2-0-0									
2-1-0		0-0-0		0-0-0		HOME		0-0-0		1-1-0		1-0-0									
1-3-0		0-1-0		0-1-0		AWAY		0-0-0		0-1-0		1-0-0									
0-0-0		0-0-0		0-0-0		NEUTRAL		0-0-0		0-0-0		0-0-0									
RPI	S	Opponent		Score		RPI	S	Opponent		Score		RPI	S	Opponent		Score					
2	A	Akron		0 4		45	A	West Virginia		0 2				103 A Bowling Green		0 3					
23	A	Cornell		0 4		50	A	Stony Brook		0 4				116 H Northern Ill.		0 1					
														117 H Western Mich.		2 0					
														125 H Siena		0 1					
														128 H Binghamton		0 2					
														138 H Albany (NY)		2 1					
														139 H Detroit		1 2					
														149 A NJIT		2 3					
														153 A Canisius		1 1					
														157 A Hartwick		1 0					
														167 H St. Bonaventure		2 1					
														185 H Robert Morris		0 3					
														195 H Fla. Atlantic		1 0					

Non-Div. I Games:

Buffalo

Average RPI Win:	126	WON-LOST RECORD	WINNING PCT. RANK	LAST 10 GAMES	STRENGTH OF SCHEDULE	OPP. STRENGTH OF SCHEDULE	TEAM RPI	ADJ RPI	CONF. RPI	ADJ CONF. RPI	
DIV. I ONLY	6-7-5	.47222	108	3-4-3	183	108	157	.42787	156	13	11
DIV. I NON-CONF.	4-4-2	.5	88	1-1-0	193	139	170	.41027	174	13	13
<hr/>											
TOTALS	RPI 1-25	RPI 26-50		W-L RECORDS	RPI 51-100		RPI 101-150		RPI 150+		
6-7-5	0-0-0	0-1-0		OVERALL	2-1-3		2-2-1		2-3-1		
2-2-2	0-0-0	0-0-0		HOME	1-0-1		0-1-0		1-1-1		
3-5-2	0-0-0	0-1-0		AWAY	1-1-1		1-1-1		1-2-0		
1-0-1	0-0-0	0-0-0		NEUTRAL	0-0-1		1-0-0		0-0-0		
<hr/>											
4-4-2	0-0-0	0-0-0		NON-CONFERENCE	1-1-1		1-0-0		2-3-1		
1-1-1	0-0-0	0-0-0		HOME	0-0-0		0-0-0		1-1-1		
2-3-0	0-0-0	0-0-		AWAY	1-1-0		0-0-0		1-2-0		
1-0-1	0-0-0	0-0-0		NEUTRAL	0-0-1		1-0-0		0-0-0		
<hr/>											
2-3-3	0-0-0	0-1-0		CONFERENCE	1-0-2		1-2-1		0-0-0		
1-1-1	0-0-0	0-0-0		HOME	1-0-1		0-1-0		0-0-0		
1-2-2	0-0-0	0-1-0		AWAY	0-0-1		1-1-1		0-0-0		
0-0-0	0-0-0	0-0-0		NEUTRAL	0-0-0		0-0-0		0-0-0		
<hr/>											
RPI S	Opponent	Score	RPI S	Opponent	Score	RPI S	Opponent	Score	RPI S	Opponent	Score
			50 A	Stony Brook	0 2	53 H	UMBC	1 1	114 A	Hartford	2 1
						54 N	Niagara	0 0	128 A	Binghamton	1 2
						60 A	Michigan St.	1 0	138 A	Albany (NY)	0 0
						63 A	Vermont	0 0	138 H	Albany (NY)	1 3
						74 H	Boston U.	1 0	143 N	Central Conn. St.	2 0
						96 A	Oakland	0 3	151 A	Holy Cross	0 1
									160 A	Rhode Island	3 4
									166 A	Penn	2 1
									171 H	Massachusetts	1 1
									175 H	Marist	0 2
									198 H	Adelphi	2 1
<hr/>											
			LAST 10 GAMES								
			138 A	Albany (NY)	0 0	138 H	Albany (NY)	1 3			
			74 H	Boston U.	1 0	114 A	Hartford	2 1			
			50 A	Stony Brook	0 2	53 H	UMBC	1 1			
			63 A	Vermont	0 0	128 A	Binghamton	1 2			
			151 A	Holy Cross	0 1	198 H	Adelphi	2 1			

Non-Div. I Games:

New Hampshire

Average RPI Win: 153		WON-LOST	WINNING	LAST 10	STRENGTH OF		OPP. STRENGTH	TEAM	ADJ	CONF.	ADJ CONF.
Average RPI Loss: 104		RECORD	PCT. RANK	GAMES	SCHEDULE		OF SCHEDULE	RPI	RPI	RPI	RPI
DIV. I ONLY		5-10-2	.35294	155	3-7-0		112	149	156	.42728	157
DIV. I NON-CONF.		3-5-2	.4	130	1-2-0		105	185	152	.42919	157
TOTALS		RPI 1-25	RPI 26-50		W-L RECORDS		RPI 51-100		RPI 101-150		RPI 150+
5-10-2	0-2-0	0-1-0		OVERALL		0-1-0		3-3-2		2-3-0	
3-4-0	0-1-0	0-0-0		HOME		0-1-0		2-1-0		1-1-0	
2-6-1	0-1-0	0-1-0		AWAY		0-0-0		1-2-1		1-2-0	
0-0-1	0-0-0	0-0-0		NEUTRAL		0-0-0		0-0-1		0-0-0	
3-5-2	0-1-0	0-0-0		NON-CONFERENCE		0-1-0		2-1-2		1-2-0	
2-2-0	0-0-0	0-0-0		HOME		0-1-0		1-1-0		1-0-0	
1-3-1	0-1-0	0-0-		AWAY		0-0-0		1-0-1		0-2-0	
0-0-1	0-0-0	0-0-0		NEUTRAL		0-0-0		0-0-1		0-0-0	
2-5-0	0-1-0	0-1-0		CONFERENCE		0-0-0		1-2-0		1-1-0	
1-2-0	0-1-0	0-0-0		HOME		0-0-0		1-0-0		0-1-0	
1-3-0	0-0-0	0-1-0		AWAY		0-0-0		0-2-0		1-0-0	
0-0-0	0-0-0	0-0-0		NEUTRAL		0-0-0		0-0-0		0-0-0	
RPI S	Opponent	Score		RPI S	Opponent	Score		RPI S	Opponent	Score	
2 H	Akron	0 4		45 A	West Virginia	1 3		95 H	Colgate	1 2	
23 A	Cornell	1 4						103 H	Bowling Green	2 0	
								104 A	Bradley	1 1	
								116 A	Northern Ill.	0 1	
								117 A	Western Mich.	1 2	
								132 N	Mercer	2 2	
								138 H	Albany (NY)	1 2	
								149 H	NJIT	3 0	
								150 A	Bucknell	1 0	
								155 H	Buffalo	0 1	
								159 A	Saint Joseph's	1 2	
								167 H	St. Bonaventure	5 1	
								185 A	Robert Morris	1 2	
								195 A	Fla. Atlantic	2 1	
LAST 10 GAMES											
195 A	Fla. Atlantic	2 1		45 A	West Virginia	1 3					
155 H	Buffalo	0 1		150 A	Bucknell	1 0					
2 H	Akron	0 4		116 A	Northern Ill.	0 1					
117 A	Western Mich.	1 2		95 H	Colgate	1 2					
138 H	Albany (NY)	1 2		103 H	Bowling Green	2 0					

Non-Div. I Games:

Hartwick

Average RPI Win:		154	WON-LOST RECORD		WINNING PCT. RANK	LAST 10 GAMES	STRENGTH OF SCHEDULE		OPP. STRENGTH OF SCHEDULE	TEAM RPI	ADJ RPI	CONF. RPI	ADJ CONF. RPI
Average RPI Loss:		91											
DIV. I ONLY			6-8-3		.44118 119	4-4-2	147		172	153	.42428 158	23	23
DIV. I NON-CONF.			6-8-3		.44118 118	4-4-2	133		175	148	.42428 161	23	23
TOTALS		RPI 1-25	RPI 26-50		W-L RECORDS		RPI 51-100		RPI 101-150		RPI 150+		
6-8-3	0-2-0		0-0-0		OVERALL		1-3-0		2-1-1		3-2-2		
3-2-1	0-0-0		0-0-0		HOME		0-0-0		2-0-0		1-2-1		
2-5-2	0-1-0		0-0-0		AWAY		1-3-0		0-1-1		1-0-1		
1-1-0	0-1-0		0-0-0		NEUTRAL		0-0-0		0-0-0		1-0-0		
6-8-3	0-2-0		0-0-0		NON-CONFERENCE		1-3-0		2-1-1		3-2-2		
3-2-1	0-0-0		0-0-0		HOME		0-0-0		2-0-0		1-2-1		
2-5-2	0-1-0		0-0-		AWAY		1-3-0		0-1-1		1-0-1		
1-1-0	0-1-0		0-0-0		NEUTRAL		0-0-0		0-0-0		1-0-0		
0-0-0	0-0-0		0-0-0		CONFERENCE		0-0-0		0-0-0		0-0-0		
0-0-0	0-0-0		0-0-0		HOME		0-0-0		0-0-0		0-0-0		
0-0-0	0-0-0		0-0-0		AWAY		0-0-0		0-0-0		0-0-0		
0-0-0	0-0-0		0-0-0		NEUTRAL		0-0-0		0-0-0		0-0-0		
RPI S	Opponent	Score	RPI S	Opponent	Score	RPI S	Opponent	Score	RPI S	Opponent	Score		
11 A	Louisville	1 3				56 A	Memphis	1 2	104 H	Bradley	1 0		
20 N	Elon	2 4				76 A	Evansville	1 2	124 A	Appalachian St.	0 1		
						80 A	North Carolina St.	1 0	143 H	Central Conn. St.	3 2		
						90 A	Cleveland St.	0 4	146 A	Missouri St.	1 1		
									169 H	Northern Ky.	1 2		
									182 A	Western Ill.	0 0		
									184 H	Lipscomb	0 1		
									190 H	Longwood	2 2		
									192 H	Jacksonville	2 0		
									201 A	Eastern Ill.	2 1		
									202 N	Oral Roberts	2 1		
LAST 10 GAMES													
182 A	Western Ill.	0 0	90 A	Cleveland St.	0 4								
201 A	Eastern Ill.	2 1	192 H	Jacksonville	2 0								
124 A	Appalachian St.	0 1	184 H	Lipscomb	0 1								
190 H	Longwood	2 2	169 H	Northern Ky.	1 2								
80 A	North Carolina St.	1 0	104 H	Bradley	1 0								

Non-Div. I Games:

Belmont

Average RPI Win:	142	WON-LOST	WINNING	LAST 10	STRENGTH OF	OPP. STRENGTH	TEAM	ADJ	CONF.	ADJ CONF.		
Average RPI Loss:	99	RECORD	PCT. RANK	GAMES	SCHEDULE	OF SCHEDULE	RPI	RPI	RPI	RPI		
DIV. I ONLY		5-11-2	.33333	158	2-6-2	110	131	159	.42413	159	12	13
DIV. I NON-CONF.		4-5-0	.44444	108	1-0-0	61	164	124	.4588	129	15	15
<hr/>												
TOTALS	RPI 1-25	RPI 26-50		W-L RECORDS		RPI 51-100		RPI 101-150		RPI 150+		
5-11-2	0-2-0	1-2-0		OVERALL		0-2-1		1-1-1		3-4-0		
2-6-0	0-1-0	0-0-0		HOME		0-1-0		0-1-0		2-3-0		
3-4-2	0-1-0	1-1-0		AWAY		0-1-1		1-0-1		1-1-0		
0-1-0	0-0-0	0-1-0		NEUTRAL		0-0-0		0-0-0		0-0-0		
<hr/>												
4-5-0	0-1-0	1-2-0		NON-CONFERENCE		0-0-0		1-1-0		2-1-0		
2-2-0	0-0-0	0-0-0		HOME		0-0-0		0-1-0		2-1-0		
2-2-0	0-1-0	1-0-		AWAY		0-0-0		1-0-0		0-0-0		
0-1-0	0-0-0	0-1-0		NEUTRAL		0-0-0		0-0-0		0-0-0		
<hr/>												
1-6-2	0-1-0	0-0-0		CONFERENCE		0-2-1		0-0-1		1-3-0		
0-4-0	0-1-0	0-0-0		HOME		0-1-0		0-0-0		0-2-0		
1-2-2	0-0-0	0-0-0		AWAY		0-1-1		0-0-1		1-1-0		
0-0-0	0-0-0	0-0-0		NEUTRAL		0-0-0		0-0-0		0-0-0		
<hr/>												
RPI S	Opponent	Score	RPI S	Opponent	Score	RPI S	Opponent	Score	RPI S	Opponent	Score	
9 H	Saint Louis	0 1	26 A	Kentucky	0 2	85 A	La Salle	1 1	115 A	Fordham	0 0	
23 A	Cornell	2 3	44 A	Loyola Maryland	2 1	88 H	Butler	1 2	149 H	NJIT	0 2	
			50 N	Stony Brook	0 2	94 A	Temple	0 2	150 A	Bucknell	1 0	
									152 H	Duquesne	1 2	
									157 H	Hartwick	2 1	
									160 A	Rhode Island	3 2	
									165 H	St. Francis (NY)	1 5	
									167 H	St. Bonaventure	2 4	
									171 A	Massachusetts	0 2	
									197 H	Rider	3 0	
<hr/>												
LAST 10 GAMES												
	94 A	Temple	0	2			160 A	Rhode Island	3	2		
	115 A	Fordham	0	0			171 A	Massachusetts	0	2		
	85 A	La Salle	1	1			167 H	St. Bonaventure	2	4		
	88 H	Butler	1	2			152 H	Duquesne	1	2		
	9 H	Saint Louis	0	1			44 A	Loyola Maryland	2	1		

Non-Div. I Games:

Saint Joseph's

Average RPI Win:		162	WON-LOST RECORD		WINNING PCT. RANK	LAST 10 GAMES	STRENGTH OF SCHEDULE		OPP. STRENGTH OF SCHEDULE	TEAM RPI	ADJ RPI	CONF. RPI	ADJ CONF. RPI
Average RPI Loss:		80											
DIV. I ONLY		4-11-3			.30556 174	3-6-1	77		136	158	.42344 160	12	13
DIV. I NON-CONF.		1-6-2			.22222 180	0-1-0	69		123	140	.44517 145	15	15
TOTALS		RPI 1-25	RPI 26-50		W-L RECORDS		RPI 51-100		RPI 101-150		RPI 150+		
4-11-3		0-1-0	0-4-0		OVERALL		0-2-1		0-1-1		4-3-1		
4-1-2		0-0-0	0-0-0		HOME		0-0-1		0-0-0		4-1-1		
0-9-1		0-1-0	0-3-0		AWAY		0-2-0		0-1-1		0-2-0		
0-1-0		0-0-0	0-1-0		NEUTRAL		0-0-0		0-0-0		0-0-0		
1-6-2		0-0-0	0-3-0		NON-CONFERENCE		0-1-0		0-1-1		1-1-1		
1-0-1		0-0-0	0-0-0		HOME		0-0-0		0-0-0		1-0-1		
0-5-1		0-0-0	0-0-		AWAY		0-1-0		0-1-1		0-1-0		
0-1-0		0-0-0	0-1-0		NEUTRAL		0-0-0		0-0-0		0-0-0		
3-5-1		0-1-0	0-1-0		CONFERENCE		0-1-1		0-0-0		3-2-0		
3-1-1		0-0-0	0-0-0		HOME		0-0-1		0-0-0		3-1-0		
0-4-0		0-1-0	0-1-0		AWAY		0-1-0		0-0-0		0-1-0		
0-0-0		0-0-0	0-0-0		NEUTRAL		0-0-0		0-0-0		0-0-0		
RPI S	Opponent	Score	RPI S	Opponent	Score	RPI S	Opponent	Score	RPI S	Opponent	Score		
13 A	Charlotte	1 6	27 A	Brown	0 1	63 A	Vermont	0 1	107 A	Fairfield	0 2		
			30 A	Boston College	2 4	64 A	Dayton	0 4	116 A	Northern Ill.	0 0		
			35 A	Xavier	0 6	94 H	Temple	0 0	151 A	Holy Cross	1 2		
			41 N	Northwestern	2 3				152 H	Duquesne	1 0		
									156 H	New Hampshire	4 3		
									159 H	Saint Joseph's	2 3		
									167 H	St. Bonaventure	4 1		
									171 H	Massachusetts	3 1		
									172 H	Bryant	4 4		
									189 A	George Washington	0 2		
			LAST 10 GAMES										
			64 A	Dayton	0 4	189 A	George Washington	0 2					
			35 A	Xavier	0 6	159 H	Saint Joseph's	2 3					
			167 H	St. Bonaventure	4 1	94 H	Temple	0 0					
			152 H	Duquesne	1 0	171 H	Massachusetts	3 1					
			13 A	Charlotte	1 6	107 A	Fairfield	0 2					

Non-Div. I Games:

Rhode Island

Average RPI Win:		114	WON-LOST RECORD		WINNING PCT. RANK		LAST 10 GAMES		STRENGTH OF SCHEDULE		OPP. STRENGTH OF SCHEDULE		TEAM RPI	ADJ RPI		CONF. RPI	ADJ CONF. RPI		
DIV. I ONLY			6-11-1		.36111	148	4-5-1		129		96		154	.42318		161	9	9	
DIV. I NON-CONF.			2-8-0		.2	184	0-2-0		157		114		165	.40199		179	9	9	
TOTALS		RPI 1-25		RPI 26-50		W-L RECORDS		RPI 51-100		RPI 101-150		RPI 150+							
6-11-1		0-3-0		0-1-0		OVERALL		2-1-0		3-3-1		1-3-0							
2-4-0		0-1-0		0-0-0		HOME		0-1-0		2-1-0		0-1-0							
2-7-1		0-2-0		0-1-0		AWAY		2-0-0		0-2-1		0-2-0							
2-0-0		0-0-0		0-0-0		NEUTRAL		0-0-0		1-0-0		1-0-0							
2-8-0		0-2-0		0-1-0		NON-CONFERENCE		0-0-0		1-2-0		1-3-0							
0-2-0		0-0-0		0-0-0		HOME		0-0-0		0-1-0		0-1-0							
0-6-0		0-2-0		0-0-		AWAY		0-0-0		0-1-0		0-2-0							
2-0-0		0-0-0		0-0-0		NEUTRAL		0-0-0		1-0-0		1-0-0							
4-3-1		0-1-0		0-0-0		CONFERENCE		2-1-0		2-1-1		0-0-0							
2-2-0		0-1-0		0-0-0		HOME		0-1-0		2-0-0		0-0-0							
2-1-1		0-0-0		0-0-0		AWAY		2-0-0		0-1-1		0-0-0							
0-0-0		0-0-0		0-0-0		NEUTRAL		0-0-0		0-0-0		0-0-0							
RPI	S	Opponent		Score		RPI	S	Opponent		Score		RPI	S	Opponent		Score			
8	A	North Carolina		0	2	29	A	UAB		1	2	61	A	Col. of Charleston		2	1		
16	A	Wake Forest		1	3							66	H	Furman		1	2		
20	H	Elon		3	4							68	A	Wofford		1	0		
														111 N Winthrop		3	2		
														124 A Appalachian St.		0	0		
														132 H Mercer		0	1		
														135 A Davidson		1	2		
														140 H UNC Greensboro		4	1		
														140 H UNC Greensboro		2	1		
														141 A Georgia St.		0	3		
														164 N Gardner-Webb		2	0		
														183 A Presbyterian		2	3		
														192 A Jacksonville		0	5		
														194 H North Florida		3	4		
LAST 10 GAMES																			
140 H UNC Greensboro						2	1	20 H Elon						3	4				
61 A Col. of Charleston						2	1	124 A Appalachian St.						0	0				
66 H Furman						1	2	135 A Davidson						1	2				
68 A Wofford						1	0	8 A North Carolina						0	2				
140 H UNC Greensboro						4	1	183 A Presbyterian						2	3				

Non-Div. I Games:

Ga. Southern

U
M
K
C

UMKC

Average RPI Win: 160		WON-LOST	WINNING	LAST 10	STRENGTH OF		OPP. STRENGTH	TEAM	ADJ	CONF.	ADJ CONF.
Average RPI Loss: 134		RECORD	PCT. RANK	GAMES	SCHEDULE		OF SCHEDULE	RPI	RPI	RPI	RPI
DIV. I ONLY		6-7-5	.47222	108	4-3-3		149	189	151	.42086	163
DIV. I NON-CONF.		2-4-2	.375	136	0-0-0		138	152	142	.44316	147
TOTALS		RPI 1-25	RPI 26-50		W-L RECORDS		RPI 51-100		RPI 101-150		RPI 150+
6-7-5	0-0-0	0-0-1		OVERALL		1-2-1		1-2-2		4-3-1	
3-3-2	0-0-0	0-0-1		HOME		0-1-0		0-2-0		3-0-1	
3-4-3	0-0-0	0-0-0		AWAY		1-1-1		1-0-2		1-3-0	
0-0-0	0-0-0	0-0-0		NEUTRAL		0-0-0		0-0-0		0-0-0	
2-4-2	0-0-0	0-0-1		NON-CONFERENCE		1-1-0		0-1-1		1-2-0	
1-1-1	0-0-0	0-0-1		HOME		0-0-0		0-1-0		1-0-0	
1-3-1	0-0-0	0-0-		AWAY		1-1-0		0-0-1		0-2-0	
0-0-0	0-0-0	0-0-0		NEUTRAL		0-0-0		0-0-0		0-0-0	
4-3-3	0-0-0	0-0-0		CONFERENCE		0-1-1		1-1-1		3-1-1	
2-2-1	0-0-0	0-0-0		HOME		0-1-0		0-1-0		2-0-1	
2-1-2	0-0-0	0-0-0		AWAY		0-0-1		1-0-1		1-1-0	
0-0-0	0-0-0	0-0-0		NEUTRAL		0-0-0		0-0-0		0-0-0	
RPI S	Opponent	Score	RPI S	Opponent	Score	RPI S	Opponent	Score	RPI S	Opponent	Score
			44 H	Loyola Maryland	0 0	54 A	Niagara	1 2	105 A	Fairleigh Dickinson	0 0
						84 H	Quinnipiac	0 2	121 A	Pittsburgh	1 1
						86 A	Cincinnati	1 0	134 A	Sacred Heart	1 0
						97 A	Monmouth	0 0	143 H	Central Conn. St.	0 3
									150 H	Bucknell	0 1
									153 A	Canisius	0 3
									165 H	St. Francis (NY)	2 1
									167 A	St. Bonaventure	0 1
									172 A	Bryant	1 0
									185 A	Robert Morris	0 1
									188 H	Mt. St. Mary's	0 0
									200 H	LIU Brooklyn	5 0
									204 H	Howard	1 0
LAST 10 GAMES											
			188 H	Mt. St. Mary's	0 0	185 A	Robert Morris	0 1			
			200 H	LIU Brooklyn	5 0	165 H	St. Francis (NY)	2 1			
			84 H	Quinnipiac	0 2	143 H	Central Conn. St.	0 3			
			97 A	Monmouth	0 0	134 A	Sacred Heart	1 0			
			105 A	Fairleigh Dickinson	0 0	172 A	Bryant	1 0			

Non-Div. I Games:

Saint Francis (PA)

Average RPI Win: 177		WON-LOST	WINNING	LAST 10	STRENGTH OF		OPP. STRENGTH	TEAM	ADJ	CONF.	ADJ CONF.
Average RPI Loss: 75		RECORD	PCT. RANK	GAMES	SCHEDULE		OF SCHEDULE	RPI	RPI	RPI	RPI
DIV. I ONLY		4-13-2	.26316	182	4-5-1		104	152	170	.41975	164
DIV. I NON-CONF.		1-8-0	.11111	198	1-1-0		51	79	129	.45596	130
TOTALS		RPI 1-25	RPI 26-50		W-L RECORDS		RPI 51-100		RPI 101-150		RPI 150+
4-13-2	0-1-0	0-2-0		OVERALL		0-7-0		1-2-1		3-1-1	
3-4-0	0-0-0	0-2-0		HOME		0-1-0		1-1-0		2-0-0	
1-8-2	0-1-0	0-0-0		AWAY		0-6-0		0-1-1		1-0-1	
0-1-0	0-0-0	0-0-0		NEUTRAL		0-0-0		0-0-0		0-1-0	
1-8-0	0-1-0	0-0-0		NON-CONFERENCE		0-6-0		1-0-0		0-1-0	
1-1-0	0-0-0	0-0-0		HOME		0-1-0		1-0-0		0-0-0	
0-6-0	0-1-0	0-0-		AWAY		0-5-0		0-0-0		0-0-0	
0-1-0	0-0-0	0-0-0		NEUTRAL		0-0-0		0-0-0		0-1-0	
3-5-2	0-0-0	0-2-0		CONFERENCE		0-1-0		0-2-1		3-0-1	
2-3-0	0-0-0	0-2-0		HOME		0-0-0		0-1-0		2-0-0	
1-2-2	0-0-0	0-0-0		AWAY		0-1-0		0-1-1		1-0-1	
0-0-0	0-0-0	0-0-0		NEUTRAL		0-0-0		0-0-0		0-0-0	
RPI S	Opponent	Score		RPI S	Opponent	Score		RPI S	Opponent	Score	
8 A	North Carolina	0	4	36 H	Coastal Caro.	0	1	58 A	Clemson	0	5
				47 H	Campbell	0	2	64 A	Dayton	1	2
								66 H	Furman	0	3
								68 A	Wofford	1	2
								79 A	High Point	1	2
								80 A	North Carolina St.	0	2
								86 A	Cincinnati	0	1
								108 H	Radford	1	6
								111 A	Winthrop	1	2
								124 H	Appalachian St.	3	2
								147 A	Liberty	0	0
								161 N	Ga. Southern	0	2
								183 H	Presbyterian	3	0
								190 A	Longwood	0	0
								199 H	VMI	1	0
								203 A	UNC Asheville	1	0
LAST 10 GAMES				47 H	Campbell	0	2	58 A	Clemson	0	5
				183 H	Presbyterian	3	0	79 A	High Point	1	2
				147 A	Liberty	0	0	203 A	UNC Asheville	1	0
				111 A	Winthrop	1	2	199 H	VMI	1	0
				36 H	Coastal Caro.	0	1	124 H	Appalachian St.	3	2

Non-Div. I Games:

Gardner-Webb

Average RPI Win:	176	WON-LOST RECORD	WINNING PCT. RANK	LAST 10 GAMES	STRENGTH OF SCHEDULE	OPP. STRENGTH OF SCHEDULE	TEAM RPI	ADJ RPI	CONF. RPI	ADJ CONF. RPI	
DIV. I ONLY		7-10-1	.41667 129	4-6-0	153	200	162	.41877 165	19	20	
DIV. I NON-CONF.		3-4-1	.4375 119	0-0-0	142	194	157	.43571 150	22	21	
<hr/>											
TOTALS	RPI 1-25	RPI 26-50		W-L RECORDS	RPI 51-100		RPI 101-150		RPI 150+		
7-10-1	0-1-0	0-0-0		OVERALL	1-4-0		0-3-0		6-2-1		
3-3-1	0-0-0	0-0-0		HOME	1-1-0		0-1-0		2-1-1		
4-7-0	0-1-0	0-0-0		AWAY	0-3-0		0-2-0		4-1-0		
0-0-0	0-0-0	0-0-0		NEUTRAL	0-0-0		0-0-0		0-0-0		
<hr/>											
3-4-1	0-1-0	0-0-0		NON-CONFERENCE	0-3-0		0-0-0		3-0-1		
1-0-1	0-0-0	0-0-0		HOME	0-0-0		0-0-0		1-0-1		
2-4-0	0-1-0	0-0-		AWAY	0-3-0		0-0-0		2-0-0		
0-0-0	0-0-0	0-0-0		NEUTRAL	0-0-0		0-0-0		0-0-0		
<hr/>											
4-6-0	0-0-0	0-0-0		CONFERENCE	1-1-0		0-3-0		3-2-0		
2-3-0	0-0-0	0-0-0		HOME	1-1-0		0-1-0		1-1-0		
2-3-0	0-0-0	0-0-0		AWAY	0-0-0		0-2-0		2-1-0		
0-0-0	0-0-0	0-0-0		NEUTRAL	0-0-0		0-0-0		0-0-0		
<hr/>											
RPI S	Opponent	Score	RPI S	Opponent	Score	RPI S	Opponent	Score	RPI S	Opponent	Score
6 A	Connecticut	0 1				59 A	Hofstra	0 2	105 A	Fairleigh Dickinson	0 2
						78 A	George Mason	2 3	134 A	Sacred Heart	1 3
						83 A	American	1 3	143 H	Central Conn. St.	2 3
						84 H	Quinnipiac	2 3	159 A	Saint Joseph's	5 1
						97 H	Monmouth	2 1	163 A	Saint Francis (PA)	1 2
									172 H	Bryant	3 4
									185 A	Robert Morris	2 1
									188 H	Mt. St. Mary's	3 1
									193 H	Manhattan	1 1
									197 A	Rider	3 1
									200 A	LIU Brooklyn	2 0
									204 H	Howard	3 0
<hr/>											
			LAST 10 GAMES								
			105 A Fairleigh Dickinson 0 2			143 H Central Conn. St. 2 3					
			134 A Sacred Heart 1 3			163 A Saint Francis (PA) 1 2					
			97 H Monmouth 2 1			185 A Robert Morris 2 1					
			172 H Bryant 3 4			84 H Quinnipiac 2 3					
			200 A LIU Brooklyn 2 0			188 H Mt. St. Mary's 3 1					

Non-Div. I Games:

St. Francis (NY)

Average RPI Win: 151		WON-LOST	WINNING	LAST 10	STRENGTH OF		OPP. STRENGTH	TEAM	ADJ	CONF.	ADJ CONF.
Average RPI Loss: 84		RECORD	PCT. RANK	GAMES	SCHEDULE		OF SCHEDULE	RPI	RPI	RPI	RPI
DIV. I ONLY		2-13-0	.13333	201	2-8-0		37	139	167	.41608	166
DIV. I NON-CONF.		2-7-0	.22222	180	2-2-0		52	134	169	.4213	165
TOTALS		RPI 1-25	RPI 26-50		W-L RECORDS		RPI 51-100		RPI 101-150		RPI 150+
2-13-0	0-2-0	0-3-0		OVERALL		0-2-0		1-4-0		1-2-0	
0-7-0	0-0-0	0-2-0		HOME		0-0-0		0-3-0		0-2-0	
0-6-0	0-2-0	0-1-0		AWAY		0-2-0		0-1-0		0-0-0	
2-0-0	0-0-0	0-0-0		NEUTRAL		0-0-0		1-0-0		1-0-0	
2-7-0	0-1-0	0-2-0		NON-CONFERENCE		0-0-0		1-3-0		1-1-0	
0-5-0	0-0-0	0-1-0		HOME		0-0-0		0-3-0		0-1-0	
0-2-0	0-1-0	0-0-		AWAY		0-0-0		0-0-0		0-0-0	
2-0-0	0-0-0	0-0-0		NEUTRAL		0-0-0		1-0-0		1-0-0	
0-6-0	0-1-0	0-1-0		CONFERENCE		0-2-0		0-1-0		0-1-0	
0-2-0	0-0-0	0-1-0		HOME		0-0-0		0-0-0		0-1-0	
0-4-0	0-1-0	0-0-0		AWAY		0-2-0		0-1-0		0-0-0	
0-0-0	0-0-0	0-0-0		NEUTRAL		0-0-0		0-0-0		0-0-0	
RPI S	Opponent	Score		RPI S	Opponent	Score		RPI S	Opponent	Score	
5 A	Georgetown	1	3	27 H	Brown	0	1	70 A	Dartmouth	1	3
23 A	Cornell	2	3	31 A	Drexel	1	2	75 A	Princeton	0	3
				43 H	Villanova	3	5				
LAST 10 GAMES											
	75 A Princeton	0	3		23 A Cornell	2	3				
	27 H Brown	0	1		31 A Drexel	1	2				
	142 A Yale	1	2		197 N Rider	7	2				
	70 A Dartmouth	1	3		105 N Fairleigh Dickinson	3	2				
	170 H Columbia	0	1		5 A Georgetown	1	3				

Non-Div. I Games:

Penn

Average RPI Win:	136	WON-LOST RECORD	WINNING PCT. RANK	LAST 10 GAMES	STRENGTH OF SCHEDULE	OPP. STRENGTH OF SCHEDULE	TEAM RPI	ADJ RPI	CONF. RPI	ADJ CONF. RPI	
DIV. I ONLY		5-14-0	.26316 182	4-6-0	94	153	165	.41315 167	12	13	
DIV. I NON-CONF.		2-8-0	.2 184	1-0-0	88	144	159	.43014 156	15	15	
<hr/>											
TOTALS	RPI 1-25	RPI 26-50		W-L RECORDS	RPI 51-100		RPI 101-150		RPI 150+		
5-14-0	0-0-0	0-3-0		OVERALL	1-3-0		1-3-0		3-5-0		
3-5-0	0-0-0	0-1-0		HOME	1-2-0		1-1-0		1-1-0		
2-7-0	0-0-0	0-1-0		AWAY	0-1-0		0-1-0		2-4-0		
0-2-0	0-0-0	0-1-0		NEUTRAL	0-0-0		0-1-0		0-0-0		
<hr/>											
2-8-0	0-0-0	0-2-0		NON-CONFERENCE	0-1-0		1-2-0		1-3-0		
2-1-0	0-0-0	0-0-0		HOME	0-1-0		1-0-0		1-0-0		
0-5-0	0-0-0	0-0-		AWAY	0-0-0		0-1-0		0-3-0		
0-2-0	0-0-0	0-1-0		NEUTRAL	0-0-0		0-1-0		0-0-0		
<hr/>											
3-6-0	0-0-0	0-1-0		CONFERENCE	1-2-0		0-1-0		2-2-0		
1-4-0	0-0-0	0-1-0		HOME	1-1-0		0-1-0		0-1-0		
2-2-0	0-0-0	0-0-0		AWAY	0-1-0		0-0-0		2-1-0		
0-0-0	0-0-0	0-0-0		NEUTRAL	0-0-0		0-0-0		0-0-0		
<hr/>											
RPI S	Opponent	Score	RPI S	Opponent	Score	RPI S	Opponent	Score	RPI S	Opponent	Score
			35 H	Xavier	1 2	54 H	Niagara	2 3	103 A	Bowling Green	0 3
			37 N	Syracuse	0 5	64 H	Dayton	3 0	115 H	Fordham	0 2
			48 A	James Madison	1 6	85 H	La Salle	0 1	118 N	Virginia Tech	0 4
						94 A	Temple	1 2	125 H	Siena	1 0
									152 H	Duquesne	1 3
									153 A	Canisius	0 1
									155 A	Buffalo	1 2
									157 A	Hartwick	1 5
									159 A	Saint Joseph's	4 2
									160 A	Rhode Island	1 4
									163 H	Saint Francis (PA)	1 0
									171 A	Massachusetts	4 1
<hr/>											
			LAST 10 GAMES								
			115 H	Fordham	0 2	64 H	Dayton	3 0			
			85 H	La Salle	0 1	152 H	Duquesne	1 3			
			160 A	Rhode Island	1 4	159 A	Saint Joseph's	4 2			
			171 A	Massachusetts	4 1	94 A	Temple	1 2			
			35 H	Xavier	1 2	125 H	Siena	1 0			

Non-Div. I Games:

St. Bonaventure

Average RPI Win: 156		WON-LOST RECORD		WINNING PCT. RANK		LAST 10 GAMES		STRENGTH OF SCHEDULE		OPP. STRENGTH OF SCHEDULE		TEAM RPI		ADJ RPI		CONF. RPI		ADJ CONF. RPI	
DIV. I ONLY		4-13-1		.25 184		2-7-1		79		168		166		.41254 168		20		19	
DIV. I NON-CONF.		2-9-0		.18182 191		0-3-0		37		141		128		.45569 131		17		17	
TOTALS		RPI 1-25		RPI 26-50		W-L RECORDS		RPI 51-100		RPI 101-150		RPI 150+							
4-13-1		0-1-0		0-2-0		OVERALL		0-4-0		2-3-1		2-3-0							
2-4-1		0-0-0		0-0-0		HOME		0-1-0		1-2-1		1-1-0							
1-8-0		0-1-0		0-1-0		AWAY		0-3-0		0-1-0		1-2-0							
1-1-0		0-0-0		0-1-0		NEUTRAL		0-0-0		1-0-0		0-0-0							
2-9-0		0-1-0		0-2-0		NON-CONFERENCE		0-3-0		1-2-0		1-1-0							
1-3-0		0-0-0		0-0-0		HOME		0-1-0		0-1-0		1-1-0							
0-5-0		0-1-0		0-0-		AWAY		0-2-0		0-1-0		0-0-0							
1-1-0		0-0-0		0-1-0		NEUTRAL		0-0-0		1-0-0		0-0-0							
2-4-1		0-0-0		0-0-0		CONFERENCE		0-1-0		1-1-1		1-2-0							
1-1-1		0-0-0		0-0-0		HOME		0-0-0		1-1-1		0-0-0							
1-3-0		0-0-0		0-0-0		AWAY		0-1-0		0-0-0		1-2-0							
0-0-0		0-0-0		0-0-0		NEUTRAL		0-0-0		0-0-0		0-0-0							
RPI	S	Opponent		Score		RPI	S	Opponent		Score		RPI	S	Opponent		Score			
15	A	Virginia		2	3	35	A	Xavier		1	2	54	H	Niagara		0	3		
						36	N	Coastal Caro.		0	1	67	A	Marshall		0	2		
												81	A	Ohio St.		1	2		
												90	A	Cleveland St.		1	2		
														Bowling Green		2	3		
														Ill.-Chicago		1	1		
														Western Mich.		1	2		
														Milwaukee		1	0		
														Davidson		3	1		
														Detroit		0	2		
														IUPUI		3	0		
														Valparaiso		1	2		
														Robert Morris		0	1		
														Loyola Chicago		3	4		
														Green Bay		2	1		
LAST 10 GAMES																			
186	A	Loyola Chicago		3	4	15	A	Virginia		2	3	139	H	Detroit		0	2		
103	A	Bowling Green		2	3							90	A	Cleveland St.		1	2		
126	H	Milwaukee		1	0							187	A	Green Bay		2	1		
178	A	Valparaiso		1	2							113	H	Ill.-Chicago		1	1		
81	A	Ohio St.		1	2														

Non-Div. I Games:

Wright St.

Average RPI Win: 185		WON-LOST	WINNING	LAST 10	STRENGTH OF		OPP. STRENGTH	TEAM	ADJ	CONF.	ADJ CONF.
Average RPI Loss: 133		RECORD	PCT. RANK	GAMES	SCHEDULE		OF SCHEDULE	RPI	RPI	RPI	RPI
DIV. I ONLY		7-10-1	.41667	129	5-4-1		179	204	168	.41051	169
DIV. I NON-CONF.		3-7-0	.3	163	1-1-0		141	199	158	.42747	160
TOTALS		RPI 1-25	RPI 26-50		W-L RECORDS		RPI 51-100		RPI 101-150		RPI 150+
7-10-1	0-0-0	0-0-0		OVERALL		0-1-1		0-6-0		7-3-0	
3-1-1	0-0-0	0-0-0		HOME		0-0-1		0-0-0		3-1-0	
4-8-0	0-0-0	0-0-0		AWAY		0-1-0		0-5-0		4-2-0	
0-1-0	0-0-0	0-0-0		NEUTRAL		0-0-0		0-1-0		0-0-0	
3-7-0	0-0-0	0-0-0		NON-CONFERENCE		0-1-0		0-4-0		3-2-0	
1-0-0	0-0-0	0-0-0		HOME		0-0-0		0-0-0		1-0-0	
2-6-0	0-0-0	0-0-		AWAY		0-1-0		0-3-0		2-2-0	
0-1-0	0-0-0	0-0-0		NEUTRAL		0-0-0		0-1-0		0-0-0	
4-3-1	0-0-0	0-0-0		CONFERENCE		0-0-1		0-2-0		4-1-0	
2-1-1	0-0-0	0-0-0		HOME		0-0-1		0-0-0		2-1-0	
2-2-0	0-0-0	0-0-0		AWAY		0-0-0		0-2-0		2-0-0	
0-0-0	0-0-0	0-0-0		NEUTRAL		0-0-0		0-0-0		0-0-0	
RPI S	Opponent	Score	RPI S	Opponent	Score	RPI S	Opponent	Score	RPI S	Opponent	Score
						69 H	FGCU	1 1	104 A	Bradley	0 1
						79 A	High Point	0 6	108 N	Radford	0 1
									109 A	East Tenn. St.	0 3
									121 A	Pittsburgh	2 3
									126 A	Milwaukee	1 2
									132 A	Mercer	1 2
									158 A	Belmont	2 1
									176 A	IUPUI	0 1
									179 H	USC Upstate	1 0
									182 A	Western Ill.	1 0
									184 H	Lipscomb	0 1
									187 A	Green Bay	0 1
									191 H	Stetson	1 0
									192 A	Jacksonville	2 1
									194 A	North Florida	2 1
									196 H	IPFW	2 0
LAST 10 GAMES											
						184 H	Lipscomb	0 1	192 A	Jacksonville	2 1
						179 H	USC Upstate	1 0	194 A	North Florida	2 1
						132 A	Mercer	1 2	196 H	IPFW	2 0
						191 H	Stetson	1 0	69 H	FGCU	1 1
						109 A	East Tenn. St.	0 3	104 A	Bradley	0 1

Non-Div. I Games:

Northern Ky.

Average RPI Win:	165	WON-LOST	WINNING	LAST 10	STRENGTH OF	OPP. STRENGTH	TEAM	ADJ	CONF.	ADJ CONF.					
Average RPI Loss:	87	RECORD	PCT. RANK	GAMES	SCHEDULE	OF SCHEDULE	RPI	RPI	RPI	RPI					
DIV. I ONLY	4-7-4	.4	141	2-4-4	197	94	177	.41031	170	10	12				
DIV. I NON-CONF.	2-5-2	.33333	149	0-2-2	194	137	184	.39637	184	10	10				
<hr/>															
TOTALS	RPI 1-25	RPI 26-50		W-L RECORDS		RPI 51-100		RPI 101-150		RPI 150+					
4-7-4	0-1-0	0-1-0		OVERALL		0-2-2		1-2-1		3-1-1					
2-3-2	0-0-0	0-0-0		HOME		0-1-2		0-1-0		2-1-0					
2-4-2	0-1-0	0-1-0		AWAY		0-1-0		1-1-1		1-0-1					
0-0-0	0-0-0	0-0-0		NEUTRAL		0-0-0		0-0-0		0-0-0					
<hr/>															
2-5-2	0-1-0	0-0-0		NON-CONFERENCE		0-1-1		0-2-0		2-1-1					
2-2-1	0-0-0	0-0-0		HOME		0-0-1		0-1-0		2-1-0					
0-3-1	0-1-0	0-0-		AWAY		0-1-0		0-1-0		0-0-1					
0-0-0	0-0-0	0-0-0		NEUTRAL		0-0-0		0-0-0		0-0-0					
<hr/>															
2-2-2	0-0-0	0-1-0		CONFERENCE		0-1-1		1-0-1		1-0-0					
0-1-1	0-0-0	0-0-0		HOME		0-1-1		0-0-0		0-0-0					
2-1-1	0-0-0	0-1-0		AWAY		0-0-0		1-0-1		1-0-0					
0-0-0	0-0-0	0-0-0		NEUTRAL		0-0-0		0-0-0		0-0-0					
<hr/>															
RPI S	Opponent	Score		RPI S	Opponent	Score		RPI S	Opponent	Score					
19 A	St. John's (NY)	1	3	27 A	Brown	1	2	70 H	Dartmouth	1	2				
								107 H	Fairfield	0	1				
								127 A	Harvard	1	0				
								134 A	Sacred Heart	0	1				
								142 A	Yale	1	1				
								154 H	Delaware	0	1				
								166 A	Penn	1	0				
								173 H	Saint Peter's	2	1				
								193 H	Manhattan	2	0				
								200 A	LIU Brooklyn	1	1				
								LAST 10 GAMES							
127 A	Harvard	1	0	166 A	Penn	1	0								
142 A	Yale	1	1	27 A	Brown	1	2								
70 H	Dartmouth	1	2	19 A	St. John's (NY)	1	3								
75 H	Princeton	0	0	200 A	LIU Brooklyn	1	1								
77 H	Providence	1	1	154 H	Delaware	0	1								

Non-Div. I Games:

Columbia

Average RPI Win:		127	WON-LOST RECORD		WINNING PCT. RANK		LAST 10 GAMES		STRENGTH OF SCHEDULE		OPP. STRENGTH OF SCHEDULE		TEAM RPI		ADJ RPI		CONF. RPI		ADJ CONF. RPI	
DIV. I ONLY			5-11-2		.33333 158		2-8-0		141		134		169		.40816 171		12		13	
DIV. I NON-CONF.			3-4-2		.44444 108		0-1-0		156		127		171		.41319 172		15		15	
TOTALS		RPI 1-25		RPI 26-50		W-L RECORDS		RPI 51-100		RPI 101-150		RPI 150+								
5-11-2		0-1-0		0-2-0		OVERALL		2-2-0		0-2-1		3-4-1								
4-4-1		0-0-0		0-1-0		HOME		2-1-0		0-0-1		2-2-0								
1-7-1		0-1-0		0-1-0		AWAY		0-1-0		0-2-0		1-2-1								
0-0-0		0-0-0		0-0-0		NEUTRAL		0-0-0		0-0-0		0-0-0								
3-4-2		0-0-0		0-1-0		NON-CONFERENCE		2-0-0		0-2-1		1-1-1								
3-1-1		0-0-0		0-1-0		HOME		2-0-0		0-0-1		1-0-0								
0-3-1		0-0-0		0-0-		AWAY		0-0-0		0-2-0		0-1-1								
0-0-0		0-0-0		0-0-0		NEUTRAL		0-0-0		0-0-0		0-0-0								
2-7-0		0-1-0		0-1-0		CONFERENCE		0-2-0		0-0-0		2-3-0								
1-3-0		0-0-0		0-0-0		HOME		0-1-0		0-0-0		1-2-0								
1-4-0		0-1-0		0-1-0		AWAY		0-1-0		0-0-0		1-1-0								
0-0-0		0-0-0		0-0-0		NEUTRAL		0-0-0		0-0-0		0-0-0								
RPI	S	Opponent		Score		RPI	S	Opponent		Score		RPI	S	Opponent		Score				
13	A	Charlotte		0 4		35	A	Xavier		0 5		63	H	Vermont		1 0				
						37	H	Syracuse		0 2		64	A	Dayton		0 2				
												70	H	Dartmouth		2 0				
												94	H	Temple		0 2				
												114	A	Hartford		2 3				
												125	A	Siena		1 3				
												127	H	Harvard		1 1				
												152	H	Duquesne		0 1				
												154	H	Delaware		1 0				
												156	A	New Hampshire		1 1				
												159	H	Saint Joseph's		2 0				
												160	A	Rhode Island		1 3				
												167	H	St. Bonaventure		1 4				
												189	A	George Washington		3 0				
												198	A	Adelphi		0 1				
LAST 10 GAMES																				
						35	A	Xavier		0 5		13	A	Charlotte		0 4				
						64	A	Dayton		0 2		94	H	Temple		0 2				
						152	H	Duquesne		0 1		159	H	Saint Joseph's		2 0				
						167	H	St. Bonaventure		1 4		160	A	Rhode Island		1 3				
						189	A	George Washington		3 0		37	H	Syracuse		0 2				

Non-Div. I Games:

Massachusetts

Average RPI Win: 179		WON-LOST	WINNING	LAST 10	STRENGTH OF		OPP. STRENGTH	TEAM	ADJ	CONF.	ADJ CONF.
Average RPI Loss: 127		RECORD	PCT. RANK	GAMES	SCHEDULE		OF SCHEDULE	RPI	RPI	RPI	RPI
DIV. I ONLY		6-8-2	.4375	125	4-5-1		201	183	176	.40559	172
DIV. I NON-CONF.		2-3-1	.41667	128	0-1-0		204	135	194	.37985	191
TOTALS		RPI 1-25	RPI 26-50		W-L RECORDS		RPI 51-100		RPI 101-150		RPI 150+
6-8-2	0-0-0	0-0-0		OVERALL		0-3-0		1-2-1		5-3-1	
4-3-1	0-0-0	0-0-0		HOME		0-2-0		0-0-1		4-1-0	
2-5-1	0-0-0	0-0-0		AWAY		0-1-0		1-2-0		1-2-1	
0-0-0	0-0-0	0-0-0		NEUTRAL		0-0-0		0-0-0		0-0-0	
2-3-1	0-0-0	0-0-0		NON-CONFERENCE		0-1-0		0-1-0		2-1-1	
2-1-0	0-0-0	0-0-0		HOME		0-1-0		0-0-0		2-0-0	
0-2-1	0-0-0	0-0-		AWAY		0-0-0		0-1-0		0-1-1	
0-0-0	0-0-0	0-0-0		NEUTRAL		0-0-0		0-0-0		0-0-0	
4-5-1	0-0-0	0-0-0		CONFERENCE		0-2-0		1-1-1		3-2-0	
2-2-1	0-0-0	0-0-0		HOME		0-1-0		0-0-1		2-1-0	
2-3-0	0-0-0	0-0-0		AWAY		0-1-0		1-1-0		1-1-0	
0-0-0	0-0-0	0-0-0		NEUTRAL		0-0-0		0-0-0		0-0-0	
RPI S	Opponent	Score	RPI S	Opponent	Score	RPI S	Opponent	Score	RPI S	Opponent	Score
						77 H	Providence	0 1	105 H	Fairleigh Dickinson	0 0
						84 H	Quinnipiac	0 2	122 A	FIU	0 2
						97 A	Monmouth	2 3	134 A	Sacred Heart	1 2
									143 A	Central Conn. St.	2 1
									151 A	Holy Cross	0 1
									160 A	Rhode Island	4 4
									163 H	Saint Francis (PA)	0 1
									165 A	St. Francis (NY)	4 3
									185 H	Robert Morris	2 1
									188 A	Mt. St. Mary's	1 4
									189 H	George Washington	2 1
									193 H	Manhattan	2 1
									200 H	LIU Brooklyn	4 1
LAST 10 GAMES											
						143 A	Central Conn. St.	2 1	84 H	Quinnipiac	0 2
						105 H	Fairleigh Dickinson	0 0	200 H	LIU Brooklyn	4 1
						151 A	Holy Cross	0 1	97 A	Monmouth	2 3
						165 A	St. Francis (NY)	4 3	188 A	Mt. St. Mary's	1 4
						134 A	Sacred Heart	1 2	185 H	Robert Morris	2 1

Non-Div. I Games:

Bryant

Average RPI Win: 144		WON-LOST	WINNING	LAST 10	STRENGTH OF		OPP. STRENGTH	TEAM	ADJ	CONF.	ADJ CONF.
Average RPI Loss: 114		RECORD	PCT. RANK	GAMES	SCHEDULE		OF SCHEDULE	RPI	RPI	RPI	RPI
DIV. I ONLY		5-11-0	.3125	170	3-7-0		148	173	171	.40334	173
DIV. I NON-CONF.		2-7-0	.22222	180	0-3-0		99	163	154	.42872	158
TOTALS		RPI 1-25	RPI 26-50		W-L RECORDS		RPI 51-100		RPI 101-150		RPI 150+
5-11-0	0-0-0	0-1-0		OVERALL		1-4-0		2-4-0		2-2-0	
3-3-0	0-0-0	0-0-0		HOME		0-1-0		2-2-0		1-0-0	
2-8-0	0-0-0	0-1-0		AWAY		1-3-0		0-2-0		1-2-0	
0-0-0	0-0-0	0-0-0		NEUTRAL		0-0-0		0-0-0		0-0-0	
2-7-0	0-0-0	0-0-0		NON-CONFERENCE		1-4-0		1-2-0		0-1-0	
1-2-0	0-0-0	0-0-0		HOME		0-1-0		1-1-0		0-0-0	
1-5-0	0-0-0	0-0-		AWAY		1-3-0		0-1-0		0-1-0	
0-0-0	0-0-0	0-0-0		NEUTRAL		0-0-0		0-0-0		0-0-0	
3-4-0	0-0-0	0-1-0		CONFERENCE		0-0-0		1-2-0		2-1-0	
2-1-0	0-0-0	0-0-0		HOME		0-0-0		1-1-0		1-0-0	
1-3-0	0-0-0	0-1-0		AWAY		0-0-0		0-1-0		1-1-0	
0-0-0	0-0-0	0-0-0		NEUTRAL		0-0-0		0-0-0		0-0-0	
RPI S	Opponent	Score	RPI S	Opponent	Score	RPI S	Opponent	Score	RPI S	Opponent	Score
			44 A	Loyola Maryland	2 3	78 A	George Mason	1 5	107 H	Fairfield	2 0
						83 A	American	0 2	119 H	Iona	2 3
						85 H	La Salle	0 1	125 A	Siena	0 2
						92 A	Seton Hall	3 1	131 H	Lehigh	3 2
						94 A	Temple	1 2	134 H	Sacred Heart	1 2
									149 A	NJIT	0 1
									170 A	Columbia	1 2
									175 A	Marist	1 3
									193 H	Manhattan	3 1
									197 A	Rider	2 0
LAST 10 GAMES											
			197 A	Rider	2 0	175 A	Marist	1 3			
			44 A	Loyola Maryland	2 3	125 A	Siena	0 2			
			193 H	Manhattan	3 1	85 H	La Salle	0 1			
			119 H	Iona	2 3	94 A	Temple	1 2			
			107 H	Fairfield	2 0	149 A	NJIT	0 1			

Non-Div. I Games:

Saint Peter's

Average RPI Win: 174		WON-LOST	WINNING	LAST 10	STRENGTH OF		OPP. STRENGTH	TEAM	ADJ	CONF.	ADJ CONF.
Average RPI Loss: 78		RECORD	PCT. RANK	GAMES	SCHEDULE		OF SCHEDULE	RPI	RPI	RPI	RPI
DIV. I ONLY		4-13-0	.23529	189	0-10-0		172	106	187	.40014	174
DIV. I NON-CONF.		4-3-0	.57143	75	0-0-0		198	100	197	.37441	194
TOTALS		RPI 1-25	RPI 26-50		W-L RECORDS		RPI 51-100		RPI 101-150		RPI 150+
4-13-0	0-1-0	0-0-0		OVERALL		0-10-0		1-2-0		3-0-0	
2-6-0	0-0-0	0-0-0		HOME		0-5-0		0-1-0		2-0-0	
0-7-0	0-1-0	0-0-0		AWAY		0-5-0		0-1-0		0-0-0	
2-0-0	0-0-0	0-0-0		NEUTRAL		0-0-0		1-0-0		1-0-0	
4-3-0	0-1-0	0-0-0		NON-CONFERENCE		0-2-0		1-0-0		3-0-0	
2-1-0	0-0-0	0-0-0		HOME		0-1-0		0-0-0		2-0-0	
0-2-0	0-1-0	0-0-		AWAY		0-1-0		0-0-0		0-0-0	
2-0-0	0-0-0	0-0-0		NEUTRAL		0-0-0		1-0-0		1-0-0	
0-10-0	0-0-0	0-0-0		CONFERENCE		0-8-0		0-2-0		0-0-0	
0-5-0	0-0-0	0-0-0		HOME		0-4-0		0-1-0		0-0-0	
0-5-0	0-0-0	0-0-0		AWAY		0-4-0		0-1-0		0-0-0	
0-0-0	0-0-0	0-0-0		NEUTRAL		0-0-0		0-0-0		0-0-0	
RPI S	Opponent	Score		RPI S	Opponent	Score		RPI S	Opponent	Score	
17 A	Washington	1	2					52 A	Santa Clara	1	3
								52 H	Santa Clara	0	1
								55 A	St. Mary's (CA)	1	2
								55 H	St. Mary's (CA)	0	2
								72 H	UC Santa Barbara	0	3
								91 A	San Diego	0	2
								91 H	San Diego	0	1
								93 A	Oregon St.	0	3
								99 H	San Francisco	1	2
								100 A	Portland	1	4
				LAST 10 GAMES							
				120 H	Loyola Marymount	1	3	55 H	St. Mary's (CA)	0	2
				91 H	San Diego	0	1	91 A	San Diego	0	2
				52 A	Santa Clara	1	3	120 A	Loyola Marymount	1	2
				55 A	St. Mary's (CA)	1	2	99 H	San Francisco	1	2
				52 H	Santa Clara	0	1	100 A	Portland	1	4

Non-Div. I Games:

Gonzaga

Average RPI Win:	176	WON-LOST	WINNING	LAST 10	STRENGTH OF	OPP. STRENGTH	TEAM	ADJ	CONF.	ADJ CONF.		
Average RPI Loss:	112	RECORD	PCT. RANK	GAMES	SCHEDULE	OF SCHEDULE	RPI	RPI	RPI	RPI		
DIV. I ONLY		5-10-1	.34375	157	3-7-0	155	201	175	.39598	175	17	17
DIV. I NON-CONF.		4-4-1	.5	88	2-1-0	153	196	174	.41427	169	19	19
<hr/>												
TOTALS	RPI 1-25	RPI 26-50		W-L RECORDS		RPI 51-100		RPI 101-150		RPI 150+		
5-10-1	0-0-0	0-2-0		OVERALL		0-2-0		1-3-1		4-3-0		
1-6-0	0-0-0	0-1-0		HOME		0-1-0		0-2-0		1-2-0		
3-4-1	0-0-0	0-1-0		AWAY		0-1-0		1-1-1		2-1-0		
1-0-0	0-0-0	0-0-0		NEUTRAL		0-0-0		0-0-0		1-0-0		
4-4-1	0-0-0	0-1-0		NON-CONFERENCE		0-1-0		1-2-1		3-0-0		
0-3-0	0-0-0	0-1-0		HOME		0-0-0		0-2-0		0-0-0		
3-1-1	0-0-0	0-0-		AWAY		0-1-0		1-0-1		2-0-0		
1-0-0	0-0-0	0-0-0		NEUTRAL		0-0-0		0-0-0		1-0-0		
1-6-0	0-0-0	0-1-0		CONFERENCE		0-1-0		0-1-0		1-3-0		
1-3-0	0-0-0	0-0-0		HOME		0-1-0		0-0-0		1-2-0		
0-3-0	0-0-0	0-1-0		AWAY		0-0-0		0-1-0		0-1-0		
0-0-0	0-0-0	0-0-0		NEUTRAL		0-0-0		0-0-0		0-0-0		
RPI	S	Opponent	Score	RPI	S	Opponent	Score	RPI	S	Opponent	Score	
				34	H	Northeastern	0 1	54	H	Niagara	1 2	
				44	A	Loyola Maryland	1 2	80	A	North Carolina St.	1 3	
										102	H UC Riverside	0 3
										108	A Radford	2 2
										125	A Siena	1 3
										142	H Yale	1 2
										149	A NJIT	1 0
										153	H Canisius	1 2
										156	A New Hampshire	2 0
										173	H Saint Peter's	3 1
										193	H Manhattan	0 1
										197	A Rider	0 2
										198	A Adelphi	3 2
										203	N UNC Asheville	4 0
<hr/>												
LAST 10 GAMES												
				125	A	Siena	1 3	173	H	Saint Peter's	3 1	
				54	H	Niagara	1 2	193	H	Manhattan	0 1	
				153	H	Canisius	1 2	198	A	Adelphi	3 2	
				197	A	Rider	0 2	142	H	Yale	1 2	
				44	A	Loyola Maryland	1 2	203	N	UNC Asheville	4 0	

Non-Div. I Games:

Marist

Average RPI Win:	179	WON-LOST RECORD	WINNING PCT. RANK	LAST 10 GAMES	STRENGTH OF SCHEDULE	OPP. STRENGTH OF SCHEDULE	TEAM RPI	ADJ RPI	CONF. RPI	ADJ CONF. RPI	
DIV. I ONLY		6-10-2	.38889 143	4-5-1	189	193	178	.39503 176	22	22	
DIV. I NON-CONF.		3-6-2	.36364 138	1-1-1	102	173	139	.44769 142	21	22	
<hr/>											
TOTALS	RPI 1-25	RPI 26-50		W-L RECORDS	RPI 51-100		RPI 101-150		RPI 150+		
6-10-2	0-0-0	0-1-0		OVERALL	0-3-0		1-1-2		5-5-0		
5-2-0	0-0-0	0-1-0		HOME	0-1-0		1-0-0		4-0-0		
1-6-2	0-0-0	0-0-0		AWAY	0-1-0		0-1-2		1-4-0		
0-2-0	0-0-0	0-0-0		NEUTRAL	0-1-0		0-0-0		0-1-0		
<hr/>											
3-6-2	0-0-0	0-1-0		NON-CONFERENCE	0-2-0		1-1-2		2-2-0		
3-1-0	0-0-0	0-1-0		HOME	0-0-0		1-0-0		2-0-0		
0-3-2	0-0-0	0-0-		AWAY	0-1-0		0-1-2		0-1-0		
0-2-0	0-0-0	0-0-0		NEUTRAL	0-1-0		0-0-0		0-1-0		
<hr/>											
3-4-0	0-0-0	0-0-0		CONFERENCE	0-1-0		0-0-0		3-3-0		
2-1-0	0-0-0	0-0-0		HOME	0-1-0		0-0-0		2-0-0		
1-3-0	0-0-0	0-0-0		AWAY	0-0-0		0-0-0		1-3-0		
0-0-0	0-0-0	0-0-0		NEUTRAL	0-0-0		0-0-0		0-0-0		
<hr/>											
RPI S	Opponent	Score	RPI S	Opponent	Score	RPI S	Opponent	Score	RPI S	Opponent	Score
			35 H	Xavier	1 3	82 N	Wisconsin	0 2	113 A	Ill.-Chicago	2 2
						88 A	Butler	0 2	117 A	Western Mich.	1 1
						96 H	Oakland	0 3	126 A	Milwaukee	2 3
									139 H	Detroit	2 0
									153 N	Canisius	1 2
									162 A	UMKC	1 2
									168 A	Wright St.	0 3
									169 H	Northern Ky.	1 0
									178 H	Valparaiso	1 0
									181 A	Neb. Omaha	0 2
									182 H	Western Ill.	3 0
									196 A	IPFW	0 1
									201 H	Eastern Ill.	2 1
									202 A	Oral Roberts	2 0
<hr/>											
LAST 10 GAMES											
			196 A	IPFW	0 1	181 A	Neb. Omaha	0 2			
			162 A	UMKC	1 2	117 A	Western Mich.	1 1			
			182 H	Western Ill.	3 0	201 H	Eastern Ill.	2 1			
			202 A	Oral Roberts	2 0	178 H	Valparaiso	1 0			
			96 H	Oakland	0 3	82 N	Wisconsin	0 2			

Non-Div. I Games:

IUPUI

Average RPI Win:	145	WON-LOST RECORD	WINNING PCT. RANK	LAST 10 GAMES	STRENGTH OF SCHEDULE	OPP. STRENGTH OF SCHEDULE	TEAM RPI	ADJ RPI	CONF. RPI	ADJ CONF. RPI	
DIV. I ONLY		4-10-3	.32353 165	2-5-3	174	114	179	.39455 177	16	16	
DIV. I NON-CONF.		3-7-0	.3 163	1-2-0	163	96	176	.39932 180	16	16	
<hr/>											
TOTALS	RPI 1-25	RPI 26-50		W-L RECORDS	RPI 51-100		RPI 101-150		RPI 150+		
4-10-3	0-1-0	0-2-0		OVERALL	0-3-0		3-2-3		1-2-0		
2-4-1	0-0-0	0-0-0		HOME	0-2-0		2-2-1		0-0-0		
2-6-1	0-1-0	0-2-0		AWAY	0-1-0		1-0-1		1-2-0		
0-0-1	0-0-0	0-0-0		NEUTRAL	0-0-0		0-0-1		0-0-0		
<hr/>											
3-7-0	0-1-0	0-2-0		NON-CONFERENCE	0-1-0		2-2-0		1-1-0		
2-2-0	0-0-0	0-0-0		HOME	0-0-0		2-2-0		0-0-0		
1-5-0	0-1-0	0-0-		AWAY	0-1-0		0-0-0		1-1-0		
0-0-0	0-0-0	0-0-0		NEUTRAL	0-0-0		0-0-0		0-0-0		
<hr/>											
1-3-3	0-0-0	0-0-0		CONFERENCE	0-2-0		1-0-3		0-1-0		
0-2-1	0-0-0	0-0-0		HOME	0-2-0		0-0-1		0-0-0		
1-1-1	0-0-0	0-0-0		AWAY	0-0-0		1-0-1		0-1-0		
0-0-1	0-0-0	0-0-0		NEUTRAL	0-0-0		0-0-1		0-0-0		
<hr/>											
RPI S	Opponent	Score	RPI S	Opponent	Score	RPI S	Opponent	Score	RPI S	Opponent	Score
11 A	Louisville	0 3	39 A	Cal St. Northridge	0 5	83 H	American	2 3	112 H	Air Force	3 0
			49 A	Cal Poly	0 1	92 A	Seton Hall	0 2	119 H	Iona	3 0
						95 H	Colgate	0 1	128 H	Binghamton	1 2
									130 A	Lafayette	0 0
									131 H	Lehigh	2 2
									144 N	Navy	1 1
									149 H	NJIT	1 2
									150 A	Bucknell	2 1
									151 A	Holy Cross	0 1
									193 A	Manhattan	0 1
									198 A	Adelphi	2 1
<hr/>											
LAST 10 GAMES											
131 H Lehigh						2	2	95 H Colgate			0 1
149 H NJIT						1	2	198 A Adelphi			2 1
130 A Lafayette						0	0	83 H American			2 3
193 A Manhattan						0	1	144 N Navy			1 1
150 A Bucknell						2	1	151 A Holy Cross			0 1

Non-Div. I Games:

Army

Average RPI Win:	155	WON-LOST RECORD	WINNING PCT. RANK	LAST 10 GAMES	STRENGTH OF SCHEDULE	OPP. STRENGTH OF SCHEDULE	TEAM RPI	ADJ RPI	CONF. RPI	ADJ CONF. RPI	
Average RPI Loss:	108										
DIV. I ONLY	4-8-5	.38235	144	4-3-3	182	132	174	.39395	178	20	19
DIV. I NON-CONF.	2-6-2	.3	163	2-1-1	147	97	164	.41865	167	17	17
<hr/>											
TOTALS	RPI 1-25	RPI 26-50		W-L RECORDS	RPI 51-100		RPI 101-150		RPI 150+		
4-8-5	0-0-0	0-2-0		OVERALL	0-1-2		2-3-1		2-2-2		
2-2-3	0-0-0	0-0-0		HOME	0-0-1		1-1-0		1-1-2		
2-6-2	0-0-0	0-2-0		AWAY	0-1-1		1-2-1		1-1-0		
0-0-0	0-0-0	0-0-0		NEUTRAL	0-0-0		0-0-0		0-0-0		
<hr/>											
2-6-2	0-0-0	0-2-0		NON-CONFERENCE	0-1-1		1-1-1		1-2-0		
1-2-0	0-0-0	0-0-0		HOME	0-0-0		1-1-0		0-1-0		
1-4-2	0-0-0	0-0-		AWAY	0-1-1		0-0-1		1-1-0		
0-0-0	0-0-0	0-0-0		NEUTRAL	0-0-0		0-0-0		0-0-0		
<hr/>											
2-2-3	0-0-0	0-0-0		CONFERENCE	0-0-1		1-2-0		1-0-2		
1-0-3	0-0-0	0-0-0		HOME	0-0-1		0-0-0		1-0-2		
1-2-0	0-0-0	0-0-0		AWAY	0-0-0		1-2-0		0-0-0		
0-0-0	0-0-0	0-0-0		NEUTRAL	0-0-0		0-0-0		0-0-0		
<hr/>											
RPI	S	Opponent	Score	RPI	S	Opponent	Score	RPI	S	Opponent	Score
				28	A	Michigan	0 1	60	A	Michigan St.	0 0
				49	A	Cal Poly	0 1	72	A	UC Santa Barbara	1 2
								90	H	Cleveland St.	0 0

Non-Div. I Games: St. Joseph's (IN) 6 1

Valparaiso

Average RPI Win:		191	WON-LOST RECORD		WINNING PCT. RANK		LAST 10 GAMES		STRENGTH OF SCHEDULE		OPP. STRENGTH OF SCHEDULE		TEAM RPI		ADJ RPI		CONF. RPI		ADJ CONF. RPI	
DIV. I ONLY			5-9-2		.375 145		3-6-1		199		182		183		.39331 179		21		21	
DIV. I NON-CONF.			2-5-1		.3125 158		0-2-0		188		129		180		.4115 173		20		20	
TOTALS		RPI 1-25		RPI 26-50		W-L RECORDS		RPI 51-100		RPI 101-150		RPI 150+								
5-9-2		0-0-0		0-0-0		OVERALL		0-4-0		0-3-2		5-2-0								
2-3-1		0-0-0		0-0-0		HOME		0-1-0		0-1-1		2-1-0								
3-6-0		0-0-0		0-0-0		AWAY		0-3-0		0-2-0		3-1-0								
0-0-1		0-0-0		0-0-0		NEUTRAL		0-0-0		0-0-1		0-0-0								
2-5-1		0-0-0		0-0-0		NON-CONFERENCE		0-3-0		0-2-1		2-0-0								
1-1-0		0-0-0		0-0-0		HOME		0-1-0		0-0-0		1-0-0								
1-4-0		0-0-0		0-0-		AWAY		0-2-0		0-2-0		1-0-0								
0-0-1		0-0-0		0-0-0		NEUTRAL		0-0-0		0-0-1		0-0-0								
3-4-1		0-0-0		0-0-0		CONFERENCE		0-1-0		0-1-1		3-2-0								
1-2-1		0-0-0		0-0-0		HOME		0-0-0		0-1-1		1-1-0								
2-2-0		0-0-0		0-0-0		AWAY		0-1-0		0-0-0		2-1-0								
0-0-0		0-0-0		0-0-0		NEUTRAL		0-0-0		0-0-0		0-0-0								
RPI	S	Opponent		Score		RPI	S	Opponent		Score		RPI	S	Opponent		Score				
								58	A	Clemson	0	1	109	H	East Tenn. St.	1	1			
								66	H	Furman	0	1	111	A	Winthrop	1	2			
								68	A	Wofford	0	1	124	N	Appalachian St.	0	0			
								69	A	FGCU	0	1	132	H	Mercer	1	2			
													135	A	Davidson	3	4			
													169	A	Northern Ky.	0	1			
													183	H	Presbyterian	2	0			
													184	A	Lipscomb	1	0			
													191	A	Stetson	3	0			
													192	H	Jacksonville	1	2			
													194	H	North Florida	4	1			
													203	A	UNC Asheville	1	0			
LAST 10 GAMES																				
								109	H	East Tenn. St.	1	1	69	A	FGCU	0	1			
								169	A	Northern Ky.	0	1	194	H	North Florida	4	1			
								132	H	Mercer	1	2	192	H	Jacksonville	1	2			
								184	A	Lipscomb	1	0	111	A	Winthrop	1	2			
								191	A	Stetson	3	0	66	H	Furman	0	1			

Non-Div. I Games:

USC Upstate

Average RPI Win:	98	WON-LOST	WINNING	LAST 10	STRENGTH OF	OPP. STRENGTH	TEAM	ADJ	CONF.	ADJ CONF.	
Average RPI Loss:	91	RECORD	PCT. RANK	GAMES	SCHEDULE	OF SCHEDULE	RPI	RPI	RPI	RPI	
DIV. I ONLY	3-13-1	.20588	194	1-8-1	121	86	180	.39253	180	11	10
DIV. I NON-CONF.	2-5-0	.28571	169	0-0-0	120	90	181	.39765	181	7	7
TOTALS	RPI 1-25	RPI 26-50	W-L RECORDS	RPI 51-100	RPI 101-150	RPI 150+					
3-13-1	0-2-0	1-0-0	OVERALL	1-5-0	1-4-1	0-2-0					
3-4-1	0-1-0	1-0-0	HOME	1-2-0	1-1-1	0-0-0					
0-9-0	0-1-0	0-0-0	AWAY	0-3-0	0-3-0	0-2-0					
0-0-0	0-0-0	0-0-0	NEUTRAL	0-0-0	0-0-0	0-0-0					
2-5-0	0-1-0	1-0-0	NON-CONFERENCE	1-2-0	0-0-0	0-2-0					
2-1-0	0-0-0	1-0-0	HOME	1-1-0	0-0-0	0-0-0					
0-4-0	0-1-0	0-0-	AWAY	0-1-0	0-0-0	0-2-0					
0-0-0	0-0-0	0-0-0	NEUTRAL	0-0-0	0-0-0	0-0-0					
1-8-1	0-1-0	0-0-0	CONFERENCE	0-3-0	1-4-1	0-0-0					
1-3-1	0-1-0	0-0-0	HOME	0-1-0	1-1-1	0-0-0					
0-5-0	0-0-0	0-0-0	AWAY	0-2-0	0-3-0	0-0-0					
0-0-0	0-0-0	0-0-0	NEUTRAL	0-0-0	0-0-0	0-0-0					
RPI S Opponent	Score	RPI S Opponent	Score	RPI S Opponent	Score	RPI S Opponent	Score				
12 H New Mexico	0 3	49 H Cal Poly	1 0	51 A Denver	0 1	106 A San Jose St.	0 3				
17 A Washington	0 2			57 A CSU Bakersfield	3 4	106 H San Jose St.	0 0				
				57 H CSU Bakersfield	2 6	112 A Air Force	0 1				
				72 H UC Santa Barbara	2 6	136 A UNLV	0 3				
				73 A Sacramento St.	0 2	136 H UNLV	1 2				
				100 H Portland	4 3	145 H Houston Baptist	2 1				
						174 A Gonzaga	1 2				
						181 A Neb. Omaha	2 3				
LAST 10 GAMES											
106 A San Jose St.	0 3	57 H CSU Bakersfield	2 6								
12 H New Mexico	0 3	136 H UNLV	1 2								
145 H Houston Baptist	2 1	57 A CSU Bakersfield	3 4								
51 A Denver	0 1	136 A UNLV	0 3								
112 A Air Force	0 1	106 H San Jose St.	0 0								

Non-Div. I Games:

Seattle

Average RPI Win:	190	WON-LOST RECORD	WINNING PCT. RANK	LAST 10 GAMES	STRENGTH OF SCHEDULE	OPP. STRENGTH OF SCHEDULE	TEAM RPI	ADJ RPI	CONF. RPI	ADJ CONF. RPI				
DIV. I ONLY		4-10-1	.3	175	3-6-1	170	194	185	.38951	181	22	22		
DIV. I NON-CONF.		1-7-0	.125	196	0-3-0	72	150	144	.45202	136	21	22		
<hr/>														
TOTALS	RPI 1-25	RPI 26-50		W-L RECORDS		RPI 51-100		RPI 101-150		RPI 150+				
4-10-1	0-1-0	0-1-0		OVERALL		0-2-0		0-4-0		4-2-1				
3-1-0	0-0-0	0-0-0		HOME		0-1-0		0-0-0		3-0-0				
1-7-1	0-1-0	0-1-0		AWAY		0-0-0		0-3-0		1-2-1				
0-2-0	0-0-0	0-0-0		NEUTRAL		0-1-0		0-1-0		0-0-0				
<hr/>														
1-7-0	0-1-0	0-1-0		NON-CONFERENCE		0-1-0		0-4-0		1-0-0				
1-0-0	0-0-0	0-0-0		HOME		0-0-0		0-0-0		1-0-0				
0-5-0	0-1-0	0-0-		AWAY		0-0-0		0-3-0		0-0-0				
0-2-0	0-0-0	0-0-0		NEUTRAL		0-1-0		0-1-0		0-0-0				
<hr/>														
3-3-1	0-0-0	0-0-0		CONFERENCE		0-1-0		0-0-0		3-2-1				
2-1-0	0-0-0	0-0-0		HOME		0-1-0		0-0-0		2-0-0				
1-2-1	0-0-0	0-0-0		AWAY		0-0-0		0-0-0		1-2-1				
0-0-0	0-0-0	0-0-0		NEUTRAL		0-0-0		0-0-0		0-0-0				
<hr/>														
RPI	S	Opponent	Score		RPI	S	Opponent	Score		RPI	S	Opponent	Score	
18	A	Tulsa	2	5	32	A	SIU Edwardsville	2	3	89	N	San Diego St.	2	3
										96	H	Oakland	1	2
										102	A	UC Riverside	0	1
										104	A	Bradley	2	3
										126	A	Milwaukee	0	2
										132	N	Mercer	0	2
										162	A	UMKC	1	2
										176	H	IUPUI	2	0
										180	H	Seattle	3	2
										182	A	Western Ill.	1	1
										196	A	IPFW	0	1
201	H	Eastern Ill.	4	1										
202	A	Oral Roberts	2	0										
LAST 10 GAMES														
202	A	Oral Roberts	2	0	18	A	Tulsa	2	5					
96	H	Oakland	1	2	201	H	Eastern Ill.	4	1					
162	A	UMKC	1	2	32	A	SIU Edwardsville	2	3					
126	A	Milwaukee	0	2	176	H	IUPUI	2	0					
196	A	IPFW	0	1	182	A	Western Ill.	1	1					

Non-Div. I Games:	Bellevue	4	0
--------------------------	-----------------	----------	----------

Neb. Omaha

Average RPI Win: 173		WON-LOST	WINNING	LAST 10	STRENGTH OF		OPP. STRENGTH	TEAM	ADJ	CONF.	ADJ CONF.						
Average RPI Loss: 114		RECORD	PCT. RANK	GAMES	SCHEDULE		OF SCHEDULE	RPI	RPI	RPI	RPI						
DIV. I ONLY		5-7-5	.44118	119	3-4-3		194	179	173	.38903	182	22	22				
DIV. I NON-CONF.		2-5-3	.35	145	0-2-2		117	119	132	.44632	144	21	22				
<hr/>																	
TOTALS		RPI 1-25		RPI 26-50		W-L RECORDS		RPI 51-100		RPI 101-150		RPI 150+					
5-7-5		0-1-0		0-0-0		OVERALL		0-1-1		1-3-1		4-2-3					
2-2-4		0-0-0		0-0-0		HOME		0-0-0		0-1-1		2-1-3					
3-5-0		0-1-0		0-0-0		AWAY		0-1-0		1-2-0		2-1-0					
0-0-1		0-0-0		0-0-0		NEUTRAL		0-0-1		0-0-0		0-0-0					
<hr/>																	
2-5-3		0-1-0		0-0-0		NON-CONFERENCE		0-0-1		1-3-1		1-1-1					
0-2-2		0-0-0		0-0-0		HOME		0-0-0		0-1-1		0-1-1					
2-3-0		0-1-0		0-0-		AWAY		0-0-0		1-2-0		1-0-0					
0-0-1		0-0-0		0-0-0		NEUTRAL		0-0-1		0-0-0		0-0-0					
<hr/>																	
3-2-2		0-0-0		0-0-0		CONFERENCE		0-1-0		0-0-0		3-1-2					
2-0-2		0-0-0		0-0-0		HOME		0-0-0		0-0-0		2-0-2					
1-2-0		0-0-0		0-0-0		AWAY		0-1-0		0-0-0		1-1-0					
0-0-0		0-0-0		0-0-0		NEUTRAL		0-0-0		0-0-0		0-0-0					
<hr/>																	
RPI	S	Opponent		Score		RPI	S	Opponent		Score		RPI	S	Opponent		Score	
7	A	Marquette		0	3							82	N	Wisconsin		0	0
												96	A	Oakland		1	5
												104	H	Bradley		1	1
												110	A	Drake		1	2
												113	A	Ill.-Chicago		0	1
												123	A	DePaul		2	1
												129	H	Central Ark.		0	1
												158	H	Belmont		0	0
												162	H	UMKC		2	1
												169	H	Northern Ky.		0	1
												176	A	IUPUI		0	3
												178	A	Valparaiso		1	0
												181	H	Neb. Omaha		1	1
												196	H	IPFW		1	1
												201	A	Eastern Ill.		2	1
												202	H	Oral Roberts		2	1
<hr/>																	
LAST 10 GAMES																	

Non-Div. I Games: Graceland (IA) 0 1

Western Ill.

Average RPI Win: 188		WON-LOST	WINNING	LAST 10	STRENGTH OF		OPP. STRENGTH	TEAM	ADJ	CONF.	ADJ CONF.
Average RPI Loss: 101		RECORD	PCT. RANK	GAMES	SCHEDULE		OF SCHEDULE	RPI	RPI	RPI	RPI
DIV. I ONLY		4-15-0	.21053	193	2-8-0		128	184	186	.38745	183
DIV. I NON-CONF.		1-8-0	.11111	198	0-1-0		95	170	172	.40983	175
TOTALS		RPI 1-25	RPI 26-50		W-L RECORDS		RPI 51-100		RPI 101-150		RPI 150+
4-15-0	0-0-0	0-3-0		OVERALL		0-3-0		0-7-0		4-2-0	
3-6-0	0-0-0	0-0-0		HOME		0-2-0		0-4-0		3-0-0	
1-9-0	0-0-0	0-3-0		AWAY		0-1-0		0-3-0		1-2-0	
0-0-0	0-0-0	0-0-0		NEUTRAL		0-0-0		0-0-0		0-0-0	
1-8-0	0-0-0	0-1-0		NON-CONFERENCE		0-2-0		0-4-0		1-1-0	
1-3-0	0-0-0	0-0-0		HOME		0-1-0		0-2-0		1-0-0	
0-5-0	0-0-0	0-0-		AWAY		0-1-0		0-2-0		0-1-0	
0-0-0	0-0-0	0-0-0		NEUTRAL		0-0-0		0-0-0		0-0-0	
3-7-0	0-0-0	0-2-0		CONFERENCE		0-1-0		0-3-0		3-1-0	
2-3-0	0-0-0	0-0-0		HOME		0-1-0		0-2-0		2-0-0	
1-4-0	0-0-0	0-2-0		AWAY		0-0-0		0-1-0		1-1-0	
0-0-0	0-0-0	0-0-0		NEUTRAL		0-0-0		0-0-0		0-0-0	
RPI S	Opponent	Score	RPI S	Opponent	Score	RPI S	Opponent	Score	RPI S	Opponent	Score
			36 A	Coastal Caro.	0 3	51 A	Denver	1 3	108 A	Radford	1 3
			42 A	Duke	0 2	66 H	Furman	0 3	109 H	East Tenn. St.	0 1
			47 A	Campbell	0 3	79 H	High Point	0 1	111 H	Winthrop	0 2
									112 A	Air Force	0 2
									132 A	Mercer	0 4
									135 H	Davidson	0 3
									147 H	Liberty	1 2
									161 H	Ga. Southern	3 2
									164 A	Gardner-Webb	0 3
									179 A	USC Upstate	0 2
									190 H	Longwood	2 1
									199 A	VMI	2 1
									203 H	UNC Asheville	3 2
			LAST 10 GAMES								
			199 A	VMI	2 1	147 H	Liberty	1 2			
			164 A	Gardner-Webb	0 3	111 H	Winthrop	0 2			
			79 H	High Point	0 1	108 A	Radford	1 3			
			47 A	Campbell	0 3	203 H	UNC Asheville	3 2			
			42 A	Duke	0 2	36 A	Coastal Caro.	0 3			

Non-Div. I Games:

Presbyterian

Average RPI Win: 153		WON-LOST RECORD		WINNING PCT. RANK		LAST 10 GAMES		STRENGTH OF SCHEDULE		OPP. STRENGTH OF SCHEDULE		TEAM RPI		ADJ RPI		CONF. RPI		ADJ CONF. RPI	
DIV. I ONLY		6-11-1		.36111 148		4-5-1		173		188		172		.38722 184		21		21	
DIV. I NON-CONF.		3-7-0		.3 163		1-1-0		131		156		161		.42373 162		20		20	
TOTALS		RPI 1-25		RPI 26-50		W-L RECORDS		RPI 51-100		RPI 101-150		RPI 150+							
6-11-1		0-1-0		0-1-0		OVERALL		1-1-0		1-5-0		4-3-1							
2-4-1		0-1-0		0-0-0		HOME		1-0-0		0-1-0		1-2-1							
4-4-0		0-0-0		0-1-0		AWAY		0-1-0		1-1-0		3-1-0							
0-3-0		0-0-0		0-0-0		NEUTRAL		0-0-0		0-3-0		0-0-0							
3-7-0		0-1-0		0-1-0		NON-CONFERENCE		0-1-0		1-3-0		2-1-0							
1-2-0		0-1-0		0-0-0		HOME		0-0-0		0-0-0		1-1-0							
2-2-0		0-0-0		0-0-		AWAY		0-1-0		1-0-0		1-0-0							
0-3-0		0-0-0		0-0-0		NEUTRAL		0-0-0		0-3-0		0-0-0							
3-4-1		0-0-0		0-0-0		CONFERENCE		1-0-0		0-2-0		2-2-1							
1-2-1		0-0-0		0-0-0		HOME		1-0-0		0-1-0		0-1-1							
2-2-0		0-0-0		0-0-0		AWAY		0-0-0		0-1-0		2-1-0							
0-0-0		0-0-0		0-0-0		NEUTRAL		0-0-0		0-0-0		0-0-0							
RPI S	Opponent	Score		RPI S	Opponent	Score		RPI S	Opponent	Score		RPI S	Opponent	Score					
20 H	Elon	2	3	29 A	UAB	0	3	69 H	FGCU	3	1	104 N	Bradley	1	2				
								76 A	Evansville	1	2	109 H	East Tenn. St.	0	3				
												129 A	Central Ark.	1	0				
												132 A	Mercer	1	2				
												143 N	Central Conn. St.	1	3				
												146 N	Missouri St.	0	1				
												158 A	Belmont	1	0				
												169 A	Northern Ky.	1	0				
												179 H	USC Upstate	0	1				
												191 H	Stetson	1	1				
												192 A	Jacksonville	1	0				
												194 A	North Florida	2	3				
												201 H	Eastern Ill.	0	2				
												202 H	Oral Roberts	3	2				
				LAST 10 GAMES															
						169 A	Northern Ky.	1	0			109 H	East Tenn. St.	0	3				
						194 A	North Florida	2	3			69 H	FGCU	3	1				
						192 A	Jacksonville	1	0			132 A	Mercer	1	2				
						179 H	USC Upstate	0	1			158 A	Belmont	1	0				
						191 H	Stetson	1	1			29 A	UAB	0	3				

Non-Div. I Games:

Lipscomb

Average RPI Win:	169	WON-LOST RECORD	WINNING PCT. RANK	LAST 10 GAMES	STRENGTH OF SCHEDULE	OPP. STRENGTH OF SCHEDULE	TEAM RPI	ADJ RPI	CONF. RPI	ADJ CONF. RPI	
DIV. I ONLY	5-12-2	.31579	168	2-7-1	159	187	181	.383	185	19	20
DIV. I NON-CONF.	3-5-1	.38889	134	0-0-0	159	147	177	.40438	177	22	21
TOTALS	RPI 1-25	RPI 26-50	W-L RECORDS	RPI 51-100	RPI 101-150	RPI 150+					
5-12-2	0-0-0	0-0-0	OVERALL	0-4-0	0-4-1	5-4-1					
3-3-2	0-0-0	0-0-0	HOME	0-2-0	0-0-1	3-1-1					
2-9-0	0-0-0	0-0-0	AWAY	0-2-0	0-4-0	2-2-0					
0-0-0	0-0-0	0-0-0	NEUTRAL	0-0-0	0-0-0	0-0-0					
3-5-1	0-0-0	0-0-0	NON-CONFERENCE	0-2-0	0-2-0	3-1-1					
1-1-1	0-0-0	0-0-0	HOME	0-1-0	0-0-0	1-0-1					
2-4-0	0-0-0	0-0-	AWAY	0-1-0	0-2-0	2-1-0					
0-0-0	0-0-0	0-0-0	NEUTRAL	0-0-0	0-0-0	0-0-0					
2-7-1	0-0-0	0-0-0	CONFERENCE	0-2-0	0-2-1	2-3-0					
2-2-1	0-0-0	0-0-0	HOME	0-1-0	0-0-1	2-1-0					
0-5-0	0-0-0	0-0-0	AWAY	0-1-0	0-2-0	0-2-0					
0-0-0	0-0-0	0-0-0	NEUTRAL	0-0-0	0-0-0	0-0-0					
RPI S	Opponent	Score	RPI S	Opponent	Score	RPI S	Opponent	Score	RPI S	Opponent	Score
						53 A	UMBC	1 2	105 A	Fairleigh Dickinson	0 1
						84 H	Quinnipiac	1 3	121 A	Pittsburgh	0 2
						90 H	Cleveland St.	0 2	134 A	Sacred Heart	0 1
						97 A	Monmouth	1 2	143 H	Central Conn. St.	1 1
									144 A	Navy	0 2
									152 A	Duquesne	0 1
									153 H	Canisius	0 0
									155 A	Buffalo	3 0
									157 H	Hartwick	2 1
									163 H	Saint Francis (PA)	1 0
									165 H	St. Francis (NY)	1 2
									168 A	Wright St.	1 0
									172 A	Bryant	1 2
									188 A	Mt. St. Mary's	0 2
									200 H	LIU Brooklyn	2 0
			LAST 10 GAMES								
			200 H	LIU Brooklyn	2 0	163 H	Saint Francis (PA)	1 0			
			84 H	Quinnipiac	1 3	143 H	Central Conn. St.	1 1			
			188 A	Mt. St. Mary's	0 2	165 H	St. Francis (NY)	1 2			
			105 A	Fairleigh Dickinson	0 1	172 A	Bryant	1 2			
			97 A	Monmouth	1 2	134 A	Sacred Heart	0 1			

Non-Div. I Games:

Robert Morris

Average RPI Win:	184	WON-LOST RECORD	WINNING PCT. RANK	LAST 10 GAMES	STRENGTH OF SCHEDULE	OPP. STRENGTH OF SCHEDULE	TEAM RPI	ADJ RPI	CONF. RPI	ADJ CONF. RPI	
DIV. I ONLY	3-11-2	.25	184	2-6-2	166	157	190	.38185	186	20	19
DIV. I NON-CONF.	1-8-0	.11111	198	0-3-0	143	136	186	.39363	187	17	17
<hr/>											
TOTALS	RPI 1-25	RPI 26-50		W-L RECORDS		RPI 51-100		RPI 101-150		RPI 150+	
3-11-2	0-1-0	0-1-0		OVERALL		0-1-0		0-7-1		3-1-1	
3-4-1	0-0-0	0-1-0		HOME		0-1-0		0-2-1		3-0-0	
0-7-1	0-1-0	0-0-0		AWAY		0-0-0		0-5-0		0-1-1	
0-0-0	0-0-0	0-0-0		NEUTRAL		0-0-0		0-0-0		0-0-0	
1-8-0	0-1-0	0-1-0		NON-CONFERENCE		0-0-0		0-5-0		1-1-0	
1-3-0	0-0-0	0-1-0		HOME		0-0-0		0-2-0		1-0-0	
0-5-0	0-1-0	0-0-		AWAY		0-0-0		0-3-0		0-1-0	
0-0-0	0-0-0	0-0-0		NEUTRAL		0-0-0		0-0-0		0-0-0	
2-3-2	0-0-0	0-0-0		CONFERENCE		0-1-0		0-2-1		2-0-1	
2-1-1	0-0-0	0-0-0		HOME		0-1-0		0-0-1		2-0-0	
0-2-1	0-0-0	0-0-0		AWAY		0-0-0		0-2-0		0-0-1	
0-0-0	0-0-0	0-0-0		NEUTRAL		0-0-0		0-0-0		0-0-0	
<hr/>											
RPI S	Opponent	Score	RPI S	Opponent	Score	RPI S	Opponent	Score	RPI S	Opponent	Score
14 A	Creighton	0 1	41 H	Northwestern	0 2	90 H	Cleveland St.	2 3	104 H	Bradley	0 3
									110 A	Drake	1 3
									113 A	Ill.-Chicago	1 3
									117 A	Western Mich.	1 4
									123 A	DePaul	1 2
									126 H	Milwaukee	1 1
									129 H	Central Ark.	1 2
									139 A	Detroit	1 2
									168 H	Wright St.	4 3
									178 A	Valparaiso	0 0
									187 H	Green Bay	1 0
									196 H	IPFW	1 0
									201 A	Eastern Ill.	0 2
<hr/>											
LAST 10 GAMES											
168 H Wright St.			4 3			187 H Green Bay			1 0		
104 H Bradley			0 3			113 A Ill.-Chicago			1 3		
139 A Detroit			1 2			14 A Creighton			0 1		
90 H Cleveland St.			2 3			126 H Milwaukee			1 1		
41 H Northwestern			0 2			178 A Valparaiso			0 0		

Non-Div. I Games:

Loyola Chicago

Average RPI Win:	143	WON-LOST RECORD	WINNING PCT. RANK	LAST 10 GAMES	STRENGTH OF SCHEDULE	OPP. STRENGTH OF SCHEDULE	TEAM RPI	ADJ RPI	CONF. RPI	ADJ CONF. RPI	
Average RPI Loss:	105										
DIV. I ONLY		2-10-4	.25 184	0-7-3	130	144	184	.38056 187	20	19	
DIV. I NON-CONF.		2-6-1	.27778 173	0-4-0	78	106	163	.42343 163	17	17	
<hr/>											
TOTALS	RPI 1-25	RPI 26-50		W-L RECORDS	RPI 51-100		RPI 101-150		RPI 150+		
2-10-4	0-1-0	0-1-0		OVERALL	0-3-1		1-2-2		1-3-1		
2-4-2	0-1-0	0-1-0		HOME	0-0-1		1-1-1		1-1-0		
0-5-1	0-0-0	0-0-0		AWAY	0-3-0		0-1-0		0-1-1		
0-1-1	0-0-0	0-0-0		NEUTRAL	0-0-0		0-0-1		0-1-0		
<hr/>											
2-6-1	0-1-0	0-1-0		NON-CONFERENCE	0-3-0		1-0-1		1-1-0		
2-2-0	0-1-0	0-1-0		HOME	0-0-0		1-0-0		1-0-0		
0-3-0	0-0-0	0-0-		AWAY	0-3-0		0-0-0		0-0-0		
0-1-1	0-0-0	0-0-0		NEUTRAL	0-0-0		0-0-1		0-1-0		
<hr/>											
0-4-3	0-0-0	0-0-0		CONFERENCE	0-0-1		0-2-1		0-2-1		
0-2-2	0-0-0	0-0-0		HOME	0-0-1		0-1-1		0-1-0		
0-2-1	0-0-0	0-0-0		AWAY	0-0-0		0-1-0		0-1-1		
0-0-0	0-0-0	0-0-0		NEUTRAL	0-0-0		0-0-0		0-0-0		
<hr/>											
RPI S	Opponent	Score	RPI S	Opponent	Score	RPI S	Opponent	Score	RPI S	Opponent	Score
7 H	Marquette	0 1	32 H	SIU Edwardsville	0 3	54 A	Niagara	1 3	113 H	Ill.-Chicago	0 2
						82 A	Wisconsin	0 3	116 H	Northern Ill.	2 1
						90 H	Cleveland St.	1 1	126 H	Milwaukee	2 2
						93 A	Oregon St.	1 6	139 A	Detroit	1 2
									146 N	Missouri St.	0 0
									168 H	Wright St.	1 2
									169 H	Northern Ky.	1 0
									174 N	Gonzaga	2 3
									178 A	Valparaiso	1 1
									186 A	Loyola Chicago	0 1
<hr/>											
LAST 10 GAMES											
			90 H	Cleveland St.	1 1		126 H	Milwaukee	2 2		
			113 H	Ill.-Chicago	0 2		168 H	Wright St.	1 2		
			82 A	Wisconsin	0 3		174 N	Gonzaga	2 3		
			186 A	Loyola Chicago	0 1		93 A	Oregon St.	1 6		
			178 A	Valparaiso	1 1		32 H	SIU Edwardsville	0 3		

Non-Div. I Games:

Green Bay

Average RPI Win:	190	WON-LOST RECORD	WINNING PCT. RANK	LAST 10 GAMES	STRENGTH OF SCHEDULE	OPP. STRENGTH OF SCHEDULE	TEAM RPI	ADJ RPI	CONF. RPI	ADJ CONF. RPI		
DIV. I ONLY		4-12-1	.26471	179	2-7-1	180	181	189	.37772	188	19	20
DIV. I NON-CONF.		2-5-0	.28571	169	0-0-0	191	120	193	.37979	192	22	21
<hr/>												
TOTALS	RPI 1-25	RPI 26-50		W-L RECORDS		RPI 51-100		RPI 101-150		RPI 150+		
4-12-1	0-1-0	0-0-0		OVERALL		0-4-0		0-5-0		4-2-1		
3-6-0	0-0-0	0-0-0		HOME		0-2-0		0-4-0		3-0-0		
1-6-1	0-1-0	0-0-0		AWAY		0-1-0		0-1-0		1-2-1		
0-0-0	0-0-0	0-0-0		NEUTRAL		0-0-0		0-0-0		0-0-0		
<hr/>												
2-5-0	0-1-0	0-0-0		NON-CONFERENCE		0-2-0		0-2-0		2-0-0		
1-3-0	0-0-0	0-0-0		HOME		0-1-0		0-2-0		1-0-0		
1-2-0	0-1-0	0-0-		AWAY		0-1-0		0-0-0		1-0-0		
0-0-0	0-0-0	0-0-0		NEUTRAL		0-0-0		0-0-0		0-0-0		
<hr/>												
2-7-1	0-0-0	0-0-0		CONFERENCE		0-2-0		0-3-0		2-2-1		
2-3-0	0-0-0	0-0-0		HOME		0-1-0		0-2-0		2-0-0		
0-4-1	0-0-0	0-0-0		AWAY		0-1-0		0-1-0		0-2-1		
0-0-0	0-0-0	0-0-0		NEUTRAL		0-0-0		0-0-0		0-0-0		
<hr/>												
RPI S	Opponent	Score		RPI S	Opponent	Score		RPI S	Opponent	Score		
15 A	Virginia	1	6			53 H	UMBC 0 1	105 H	Fairleigh Dickinson	1	2	
						84 A	Quinnipiac 0 3	130 H	Lafayette	0	2	
						85 A	La Salle 0 2	134 H	Sacred Heart	1	3	
						97 H	Monmouth 1 2	143 A	Central Conn. St.	1	4	
								148 H	Towson	1	2	
								163 A	Saint Francis (PA)	0	0	
								165 A	St. Francis (NY)	1	3	
								172 H	Bryant	4	1	
								185 H	Robert Morris	2	0	
								199 H	VMI	1	0	
								200 A	LIU Brooklyn	0	1	
								204 A	Howard	1	0	
<hr/>												
LAST 10 GAMES												
163 A Saint Francis (PA) 0 0				97 H Monmouth 1 2								
134 H Sacred Heart 1 3				105 H Fairleigh Dickinson 1 2								
185 H Robert Morris 2 0				172 H Bryant 4 1								
84 A Quinnipiac 0 3				200 A LIU Brooklyn 0 1								
143 A Central Conn. St. 1 4				165 A St. Francis (NY) 1 3								

Non-Div. I Games:

Mt. St. Mary's

Average RPI Win: 169		WON-LOST	WINNING	LAST 10	STRENGTH OF		OPP. STRENGTH	TEAM	ADJ	CONF.	ADJ CONF.
Average RPI Loss: 103		RECORD	PCT. RANK	GAMES	SCHEDULE		OF SCHEDULE	RPI	RPI	RPI	RPI
DIV. I ONLY		5-13-0	.27778	176	2-8-0		165	143	182	.37426	189
DIV. I NON-CONF.		3-6-0	.33333	149	0-1-0		201	204	199	.33672	201
TOTALS		RPI 1-25	RPI 26-50		W-L RECORDS		RPI 51-100		RPI 101-150		RPI 150+
5-13-0	0-3-0	0-0-0		OVERALL		0-4-0		2-2-0		3-4-0	
2-6-0	0-0-0	0-0-0		HOME		0-2-0		0-2-0		2-2-0	
1-6-0	0-3-0	0-0-0		AWAY		0-1-0		1-0-0		0-2-0	
2-1-0	0-0-0	0-0-0		NEUTRAL		0-1-0		1-0-0		1-0-0	
3-6-0	0-0-0	0-0-0		NON-CONFERENCE		0-2-0		1-1-0		2-3-0	
1-3-0	0-0-0	0-0-0		HOME		0-1-0		0-1-0		1-1-0	
0-2-0	0-0-0	0-0-0		AWAY		0-0-0		0-0-0		0-2-0	
2-1-0	0-0-0	0-0-0		NEUTRAL		0-1-0		1-0-0		1-0-0	
2-7-0	0-3-0	0-0-0		CONFERENCE		0-2-0		1-1-0		1-1-0	
1-3-0	0-0-0	0-0-0		HOME		0-1-0		0-1-0		1-1-0	
1-4-0	0-3-0	0-0-0		AWAY		0-1-0		1-0-0		0-0-0	
0-0-0	0-0-0	0-0-0		NEUTRAL		0-0-0		0-0-0		0-0-0	
RPI S	Opponent	Score	RPI S	Opponent	Score	RPI S	Opponent	Score	RPI S	Opponent	Score
9 A	Saint Louis	0 5				53 H	UMBC	1 2	115 H	Fordham	1 2
13 A	Charlotte	1 2				78 N	George Mason	0 3	133 A	Richmond	2 1
21 A	VCU	0 3				85 H	La Salle	0 4	147 N	Liberty	2 0
						88 A	Butler	0 4	149 H	NJIT	0 1
									160 H	Rhode Island	2 0
									171 H	Massachusetts	0 3
									172 A	Bryant	1 2
									190 H	Longwood	1 3
									199 A	VMI	1 3
									200 H	LIU Brooklyn	1 0
									204 N	Howard	2 1
LAST 10 GAMES											
13 A	Charlotte	1 2	115 H	Fordham	1 2						
9 A	Saint Louis	0 5	85 H	La Salle	0 4						
88 A	Butler	0 4	21 A	VCU	0 3						
171 H	Massachusetts	0 3	133 A	Richmond	2 1						
160 H	Rhode Island	2 0	190 H	Longwood	1 3						

Non-Div. I Games:

George Washington

Average RPI Win:	197	WON-LOST	WINNING	LAST 10	STRENGTH OF	OPP. STRENGTH	TEAM	ADJ	CONF.	ADJ CONF.	
Average RPI Loss:	107	RECORD	PCT. RANK	GAMES	SCHEDULE	OF SCHEDULE	RPI	RPI	RPI	RPI	
DIV. I ONLY	3-12-3	.25	184	1-6-3	171	180	191	.36709	190	18	18
DIV. I NON-CONF.	1-5-2	.25	177	1-3-2	162	168	191	.38068	190	18	18
<hr/>											
TOTALS	RPI 1-25	RPI 26-50		W-L RECORDS	RPI 51-100		RPI 101-150		RPI 150+		
3-12-3	0-0-0	0-2-0		OVERALL	0-3-0		0-6-1		3-1-2		
1-5-2	0-0-0	0-1-0		HOME	0-0-0		0-4-1		1-0-1		
2-7-1	0-0-0	0-1-0		AWAY	0-3-0		0-2-0		2-1-1		
0-0-0	0-0-0	0-0-0		NEUTRAL	0-0-0		0-0-0		0-0-0		
<hr/>											
1-5-2	0-0-0	0-0-0		NON-CONFERENCE	0-2-0		0-3-1		1-0-1		
0-2-1	0-0-0	0-0-0		HOME	0-0-0		0-2-1		0-0-0		
1-3-1	0-0-0	0-0-		AWAY	0-2-0		0-1-0		1-0-1		
0-0-0	0-0-0	0-0-0		NEUTRAL	0-0-0		0-0-0		0-0-0		
<hr/>											
2-7-1	0-0-0	0-2-0		CONFERENCE	0-1-0		0-3-0		2-1-1		
1-3-1	0-0-0	0-1-0		HOME	0-0-0		0-2-0		1-0-1		
1-4-0	0-0-0	0-1-0		AWAY	0-1-0		0-1-0		1-1-0		
0-0-0	0-0-0	0-0-0		NEUTRAL	0-0-0		0-0-0		0-0-0		
<hr/>											
RPI S	Opponent	Score	RPI S	Opponent	Score	RPI S	Opponent	Score	RPI S	Opponent	Score
			36 A	Coastal Caro.	0 4	78 A	George Mason	0 1	108 H	Radford	0 3
			47 H	Campbell	0 1	79 A	High Point	1 5	111 A	Winthrop	0 2
						83 A	American	0 1	118 H	Virginia Tech	0 0
									133 A	Richmond	1 2
									140 H	UNC Greensboro	1 4
									144 H	Navy	0 3
									147 H	Liberty	0 3
									158 A	Belmont	2 2
									164 H	Gardner-Webb	0 0
									183 A	Presbyterian	1 2
									189 A	George Washington	3 1
									199 H	VMI	3 2
									203 A	UNC Asheville	1 0
<hr/>											
LAST 10 GAMES											
			111 A	Winthrop	0 2	78 A	George Mason	0 1			
			144 H	Navy	0 3	108 H	Radford	0 3			
			83 A	American	0 1	189 A	George Washington	3 1			
			158 A	Belmont	2 2	47 H	Campbell	0 1			
			118 H	Virginia Tech	0 0	164 H	Gardner-Webb	0 0			

Non-Div. I Games:

Longwood

Average RPI Win: 194		WON-LOST	WINNING	LAST 10	STRENGTH OF		OPP. STRENGTH	TEAM	ADJ		CONF.	ADJ CONF.
Average RPI Loss: 116		RECORD	PCT. RANK	GAMES	SCHEDULE		OF SCHEDULE	RPI	RPI		RPI	RPI
DIV. I ONLY		3-10-2	.26667	178	2-6-2		190	178	194	.36166	191	21
DIV. I NON-CONF.		1-5-1	.21429	183	1-1-1		172	102	188	.38778	189	20
<hr/>												
TOTALS		RPI 1-25	RPI 26-50		W-L RECORDS		RPI 51-100		RPI 101-150		RPI 150+	
3-10-2	0-0-0	0-2-0		OVERALL		0-1-1		0-5-0		3-2-1		
3-3-0	0-0-0	0-0-0		HOME		0-0-0		0-2-0		3-1-0		
0-7-2	0-0-0	0-2-0		AWAY		0-1-1		0-3-0		0-1-1		
0-0-0	0-0-0	0-0-0		NEUTRAL		0-0-0		0-0-0		0-0-0		
<hr/>												
1-5-1	0-0-0	0-2-0		NON-CONFERENCE		0-0-1		0-3-0		1-0-0		
1-1-0	0-0-0	0-0-0		HOME		0-0-0		0-1-0		1-0-0		
0-4-1	0-0-0	0-0-		AWAY		0-0-1		0-2-0		0-0-0		
0-0-0	0-0-0	0-0-0		NEUTRAL		0-0-0		0-0-0		0-0-0		
<hr/>												
2-5-1	0-0-0	0-0-0		CONFERENCE		0-1-0		0-2-0		2-2-1		
2-2-0	0-0-0	0-0-0		HOME		0-0-0		0-1-0		2-1-0		
0-3-1	0-0-0	0-0-0		AWAY		0-1-0		0-1-0		0-1-1		
0-0-0	0-0-0	0-0-0		NEUTRAL		0-0-0		0-0-0		0-0-0		
<hr/>												
RPI S	Opponent	Score	RPI S	Opponent	Score	RPI S	Opponent	Score	RPI S	Opponent	Score	
			45 A	West Virginia	0 1	69 A	FGCU	0 2	109 H	East Tenn. St.	0 1	
			46 A	Penn St.	0 3	71 A	UCF	0 0	122 H	FIU	1 2	
									132 A	Mercer	0 1	
									141 A	Georgia St.	1 2	
									145 A	Houston Baptist	0 2	
									169 A	Northern Ky.	0 1	
									179 H	USC Upstate	0 3	
									184 A	Lipscomb	1 1	
									192 H	Jacksonville	2 0	
									194 H	North Florida	3 2	
									195 H	Fla. Atlantic	2 1	
<hr/>												
LAST 10 GAMES												
			141 A	Georgia St.	1 2	184 A	Lipscomb	1 1				
			69 A	FGCU	0 2	179 H	USC Upstate	0 3				
			109 H	East Tenn. St.	0 1	71 A	UCF	0 0				
			194 H	North Florida	3 2	132 A	Mercer	0 1				
			169 A	Northern Ky.	0 1	195 H	Fla. Atlantic	2 1				

Non-Div. I Games:

Stetson

Average RPI Win:	167	WON-LOST RECORD	WINNING PCT. RANK	LAST 10 GAMES	STRENGTH OF SCHEDULE	OPP. STRENGTH OF SCHEDULE	TEAM RPI	ADJ RPI	CONF. RPI	ADJ CONF. RPI	
DIV. I ONLY	4-12-1	.26471	179	4-6-0	161	202	188	.35668	192	21	21
DIV. I NON-CONF.	1-7-1	.16667	192	1-2-0	130	189	182	.38921	188	20	20
<hr/>											
TOTALS	RPI 1-25	RPI 26-50	W-L RECORDS		RPI 51-100	RPI 101-150	RPI 150+				
4-12-1	0-0-0	0-0-0	OVERALL		0-3-1	1-4-0	3-5-0				
2-7-0	0-0-0	0-0-0	HOME		0-1-0	1-3-0	1-3-0				
2-5-1	0-0-0	0-0-0	AWAY		0-2-1	0-1-0	2-2-0				
0-0-0	0-0-0	0-0-0	NEUTRAL		0-0-0	0-0-0	0-0-0				
1-7-1	0-0-0	0-0-0	NON-CONFERENCE		0-2-1	0-3-0	1-2-0				
1-4-0	0-0-0	0-0-0	HOME		0-0-0	0-3-0	1-1-0				
0-3-1	0-0-0	0-0-	AWAY		0-2-1	0-0-0	0-1-0				
0-0-0	0-0-0	0-0-0	NEUTRAL		0-0-0	0-0-0	0-0-0				
3-5-0	0-0-0	0-0-0	CONFERENCE		0-1-0	1-1-0	2-3-0				
1-3-0	0-0-0	0-0-0	HOME		0-1-0	1-0-0	0-2-0				
2-2-0	0-0-0	0-0-0	AWAY		0-0-0	0-1-0	2-1-0				
0-0-0	0-0-0	0-0-0	NEUTRAL		0-0-0	0-0-0	0-0-0				
RPI	S	Opponent	Score	RPI	S	Opponent	Score	RPI	S	Opponent	Score

Non-Div. I Games:

Jacksonville

Average RPI Win:	183	WON-LOST	WINNING	LAST 10	STRENGTH OF	OPP. STRENGTH	TEAM	ADJ	CONF.	ADJ CONF.				
Average RPI Loss:	119	RECORD	PCT. RANK	GAMES	SCHEDULE	OF SCHEDULE	RPI	RPI	RPI	RPI				
DIV. I ONLY	3-12-1	.21875	192	3-7-0	193	190	196	.35011	193	17	17			
DIV. I NON-CONF.	1-7-1	.16667	192	1-2-0	177	198	196	.35596	197	19	19			
<hr/>														
TOTALS	RPI 1-25	RPI 26-50		W-L RECORDS	RPI 51-100		RPI 101-150		RPI 150+					
3-12-1	0-0-0	0-2-0		OVERALL	0-2-0		0-4-0		3-4-1					
1-3-0	0-0-0	0-1-0		HOME	0-0-0		0-2-0		1-0-0					
2-8-1	0-0-0	0-1-0		AWAY	0-1-0		0-2-0		2-4-1					
0-1-0	0-0-0	0-0-0		NEUTRAL	0-1-0		0-0-0		0-0-0					
<hr/>														
1-7-1	0-0-0	0-1-0		NON-CONFERENCE	0-2-0		0-1-0		1-3-1					
1-1-0	0-0-0	0-1-0		HOME	0-0-0		0-0-0		1-0-0					
0-5-1	0-0-0	0-0-		AWAY	0-1-0		0-1-0		0-3-1					
0-1-0	0-0-0	0-0-0		NEUTRAL	0-1-0		0-0-0		0-0-0					
<hr/>														
2-5-0	0-0-0	0-1-0		CONFERENCE	0-0-0		0-3-0		2-1-0					
0-2-0	0-0-0	0-0-0		HOME	0-0-0		0-2-0		0-0-0					
2-3-0	0-0-0	0-1-0		AWAY	0-0-0		0-1-0		2-1-0					
0-0-0	0-0-0	0-0-0		NEUTRAL	0-0-0		0-0-0		0-0-0					
<hr/>														
RPI S	Opponent	Score	RPI S	Opponent	Score	RPI S	Opponent	Score	RPI S	Opponent	Score			
			43 H	Villanova	1 5	93 N	Oregon St.	0 6	107 H	Fairfield	0 3			
			44 A	Loyola Maryland	0 3	94 A	Temple	2 3	115 A	Fordham	0 1			
								119 H	Iona	1 2				
								125 A	Siena	1 3				
								165 A	St. Francis (NY)	1 1				
								170 A	Columbia	0 2				
								172 A	Bryant	1 2				
								173 A	Saint Peter's	1 3				
								174 A	Gonzaga	0 3				
								175 A	Marist	1 0				
									177 H	Army	1 0			
											197 A	Rider	2 0	
			LAST 10 GAMES											
			44 A	Loyola Maryland	0 3	119 H	Iona	1 2						
			197 A	Rider	2 0	125 A	Siena	1 3						
			177 H	Army	1 0	175 A	Marist	1 0						
			173 A	Saint Peter's	1 3	115 A	Fordham	0 1						
			107 H	Fairfield	0 3	172 A	Bryant	1 2						
			<hr/>											

Non-Div. I Games:

Manhattan

Average RPI Win: 166		WON-LOST	WINNING	LAST 10	STRENGTH OF		OPP. STRENGTH	TEAM	ADJ	CONF.	ADJ CONF.
Average RPI Loss: 126		RECORD	PCT. RANK	GAMES	SCHEDULE		OF SCHEDULE	RPI	RPI	RPI	RPI
DIV. I ONLY		4-13-0	.23529	189	1-9-0		177	198	193	.34934	194
DIV. I NON-CONF.		3-6-0	.33333	149	0-2-0		132	181	185	.39571	186
TOTALS		RPI 1-25	RPI 26-50		W-L RECORDS		RPI 51-100		RPI 101-150		RPI 150+
4-13-0	0-0-0	0-0-0		OVERALL		0-4-0		1-5-0		3-4-0	
3-6-0	0-0-0	0-0-0		HOME		0-1-0		1-3-0		2-2-0	
1-6-0	0-0-0	0-0-0		AWAY		0-2-0		0-2-0		1-2-0	
0-1-0	0-0-0	0-0-0		NEUTRAL		0-1-0		0-0-0		0-0-0	
3-6-0	0-0-0	0-0-0		NON-CONFERENCE		0-3-0		1-3-0		2-0-0	
2-3-0	0-0-0	0-0-0		HOME		0-1-0		1-2-0		1-0-0	
1-2-0	0-0-0	0-0-0		AWAY		0-1-0		0-1-0		1-0-0	
0-1-0	0-0-0	0-0-0		NEUTRAL		0-1-0		0-0-0		0-0-0	
1-7-0	0-0-0	0-0-0		CONFERENCE		0-1-0		0-2-0		1-4-0	
1-3-0	0-0-0	0-0-0		HOME		0-0-0		0-1-0		1-2-0	
0-4-0	0-0-0	0-0-0		AWAY		0-1-0		0-1-0		0-2-0	
0-0-0	0-0-0	0-0-0		NEUTRAL		0-0-0		0-0-0		0-0-0	
RPI S	Opponent	Score	RPI S	Opponent	Score	RPI S	Opponent	Score	RPI S	Opponent	Score
						66 A	Furman	0 5	102 A	UC Riverside	0 5
						69 A	FGCU	0 2	109 A	East Tenn. St.	0 4
						71 H	UCF	0 4	122 H	FIU	1 2
						89 N	San Diego St.	0 9	125 H	Siena	4 2
									132 H	Mercer	0 3
									141 H	Georgia St.	1 3
									161 A	Ga. Southern	4 3
									169 H	Northern Ky.	1 2
									179 A	USC Upstate	1 4
									184 H	Lipscomb	3 2
									191 A	Stetson	2 3
									192 H	Jacksonville	1 5
									195 H	Fla. Atlantic	1 0
LAST 10 GAMES											
						192 H	Jacksonville	1 5	169 H	Northern Ky.	1 2
						184 H	Lipscomb	3 2	179 A	USC Upstate	1 4
						191 A	Stetson	2 3	109 A	East Tenn. St.	0 4
						132 H	Mercer	0 3	71 H	UCF	0 4
						69 A	FGCU	0 2	66 A	Furman	0 5

Non-Div. I Games:

North Florida

Average RPI Win:	198	WON-LOST	WINNING	LAST 10	STRENGTH OF	OPP. STRENGTH	TEAM	ADJ	CONF.	ADJ CONF.	
Average RPI Loss:	106	RECORD	PCT. RANK	GAMES	SCHEDULE	OF SCHEDULE	RPI	RPI	RPI	RPI	
DIV. I ONLY	2-13-1	.15625	199	1-9-0	162	160	195	.34756	195	14	15
DIV. I NON-CONF.	2-6-1	.27778	173	1-2-0	189	200	202	.32882	202	14	14
<hr/>											
TOTALS	RPI 1-25	RPI 26-50		W-L RECORDS		RPI 51-100		RPI 101-150		RPI 150+	
2-13-1	0-1-0	0-2-0		OVERALL		0-2-0		0-4-0		2-4-1	
1-5-1	0-0-0	0-0-0		HOME		0-1-0		0-3-0		1-1-1	
1-7-0	0-1-0	0-2-0		AWAY		0-0-0		0-1-0		1-3-0	
0-1-0	0-0-0	0-0-0		NEUTRAL		0-1-0		0-0-0		0-0-0	
2-6-1	0-0-0	0-1-0		NON-CONFERENCE		0-2-0		0-1-0		2-2-1	
1-2-1	0-0-0	0-0-0		HOME		0-1-0		0-1-0		1-0-1	
1-3-0	0-0-0	0-0-		AWAY		0-0-0		0-0-0		1-2-0	
0-1-0	0-0-0	0-0-0		NEUTRAL		0-1-0		0-0-0		0-0-0	
0-7-0	0-1-0	0-1-0		CONFERENCE		0-0-0		0-3-0		0-2-0	
0-3-0	0-0-0	0-0-0		HOME		0-0-0		0-2-0		0-1-0	
0-4-0	0-1-0	0-1-0		AWAY		0-0-0		0-1-0		0-1-0	
0-0-0	0-0-0	0-0-0		NEUTRAL		0-0-0		0-0-0		0-0-0	
<hr/>											
RPI S	Opponent	Score		RPI S	Opponent	Score		RPI S	Opponent	Score	
2	A Akron	0 5		36	A Coastal Caro.	0 2		68	N Wofford	1 2	
				45	A West Virginia	0 4		71	H UCF	1 2	
<hr/>											
LAST 10 GAMES											
157 H Hartwick				1 2		117 A Western Mich.				0 4	
122 H FIU				0 5		2 A Akron				0 5	
103 H Bowling Green				0 2		116 H Northern Ill.				0 2	
155 A Buffalo				0 1		191 A Stetson				1 2	
204 H Howard				1 0		45 A West Virginia				0 4	

Non-Div. I Games:

Fla. Atlantic

Average RPI Win: 139		WON-LOST	WINNING	LAST 10	STRENGTH OF		OPP. STRENGTH	TEAM	ADJ	CONF.	ADJ CONF.
Average RPI Loss: 130		RECORD	PCT. RANK	GAMES	SCHEDULE		OF SCHEDULE	RPI	RPI	RPI	RPI
DIV. I ONLY		4-14-1	.23684	188	4-5-1		167	196	192	.34482	196
DIV. I NON-CONF.		1-11-0	.08333	202	1-3-0		100	177	173	.39738	182
TOTALS		RPI 1-25	RPI 26-50		W-L RECORDS		RPI 51-100		RPI 101-150		RPI 150+
4-14-1	0-0-0	0-2-0		OVERALL		1-2-0		1-3-0		2-7-1	
4-5-0	0-0-0	0-2-0		HOME		1-1-0		1-0-0		2-2-0	
0-8-1	0-0-0	0-0-0		AWAY		0-1-0		0-3-0		0-4-1	
0-1-0	0-0-0	0-0-0		NEUTRAL		0-0-0		0-0-0		0-1-0	
1-11-0	0-0-0	0-2-0		NON-CONFERENCE		0-2-0		1-3-0		0-4-0	
1-4-0	0-0-0	0-2-0		HOME		0-1-0		1-0-0		0-1-0	
0-6-0	0-0-0	0-0-		AWAY		0-1-0		0-3-0		0-2-0	
0-1-0	0-0-0	0-0-0		NEUTRAL		0-0-0		0-0-0		0-1-0	
3-3-1	0-0-0	0-0-0		CONFERENCE		1-0-0		0-0-0		2-3-1	
3-1-0	0-0-0	0-0-0		HOME		1-0-0		0-0-0		2-1-0	
0-2-1	0-0-0	0-0-0		AWAY		0-0-0		0-0-0		0-2-1	
0-0-0	0-0-0	0-0-0		NEUTRAL		0-0-0		0-0-0		0-0-0	
RPI S	Opponent	Score	RPI S	Opponent	Score	RPI S	Opponent	Score	RPI S	Opponent	Score
26	H Kentucky	1 5	64	A Dayton	1 4	103	H Bowling Green	2 1	117	A Western Mich.	0 3
35	H Xavier	0 2	67	H Marshall	0 1	121	A Pittsburgh	1 3	139	A Detroit	0 3
			96	H Oakland	2 1	152	N Duquesne	1 2	162	A UMKC	1 2
						169	A Northern Ky.	0 2	176	H IUPUI	1 0
						178	H Valparaiso	1 3	181	H Neb. Omaha	1 0
						182	A Western Ill.	1 1	186	A Loyola Chicago	0 1
						201	A Eastern Ill.	2 3	202	H Oral Roberts	1 5
LAST 10 GAMES											
176	H IUPUI	1 0	181	H Neb. Omaha	1 0						
178	H Valparaiso	1 3	169	A Northern Ky.	0 2						
201	A Eastern Ill.	2 3	182	A Western Ill.	1 1						
96	H Oakland	2 1	202	H Oral Roberts	1 5						
103	H Bowling Green	2 1	26	H Kentucky	1 5						

Non-Div. I Games:

IPFW

Average RPI Win: 153		WON-LOST RECORD	WINNING PCT. RANK	LAST 10 GAMES	STRENGTH OF SCHEDULE	OPP. STRENGTH OF SCHEDULE	TEAM RPI	ADJ RPI	CONF. RPI	ADJ CONF. RPI				
Average RPI Loss: 136														
DIV. I ONLY		3-13-1	.20588 194	3-6-1	195	171	197	.33888 197	17	17				
DIV. I NON-CONF.		1-8-0	.11111 198	1-1-0	197	130	198	.34326 199	19	19				
<hr/>														
TOTALS		RPI 1-25	RPI 26-50		W-L RECORDS		RPI 51-100		RPI 101-150		RPI 150+			
3-13-1	0-0-0	0-0-0		OVERALL		0-4-1		1-3-0		2-6-0				
2-6-0	0-0-0	0-0-0		HOME		0-2-0		1-1-0		1-3-0				
1-6-1	0-0-0	0-0-0		AWAY		0-2-1		0-2-0		1-2-0				
0-1-0	0-0-0	0-0-0		NEUTRAL		0-0-0		0-0-0		0-1-0				
<hr/>														
1-8-0	0-0-0	0-0-0		NON-CONFERENCE		0-4-0		1-0-0		0-4-0				
1-3-0	0-0-0	0-0-0		HOME		0-2-0		1-0-0		0-1-0				
0-4-0	0-0-0	0-0-		AWAY		0-2-0		0-0-0		0-2-0				
0-1-0	0-0-0	0-0-0		NEUTRAL		0-0-0		0-0-0		0-1-0				
<hr/>														
2-5-1	0-0-0	0-0-0		CONFERENCE		0-0-1		0-3-0		2-2-0				
1-3-0	0-0-0	0-0-0		HOME		0-0-0		0-1-0		1-2-0				
1-2-1	0-0-0	0-0-0		AWAY		0-0-1		0-2-0		1-0-0				
0-0-0	0-0-0	0-0-0		NEUTRAL		0-0-0		0-0-0		0-0-0				
<hr/>														
RPI S	Opponent	Score	RPI S	Opponent	Score	RPI S	Opponent	Score	RPI S	Opponent	Score			
						54 A	Niagara	0 0	107 A	Fairfield	0 3			
						75 A	Princeton	1 3	119 A	Iona	5 6			
						92 A	Seton Hall	1 2	125 H	Siena	1 2			
						94 H	Temple	0 2	130 H	Lafayette	1 0			
						97 H	Monmouth	0 2	153 A	Canisius	2 1			
									159 A	Saint Joseph's	0 3			
									165 H	St. Francis (NY)	1 3			
									166 N	Penn	2 7			
									173 H	Saint Peter's	0 2			
									175 H	Marist	2 0			
									193 H	Manhattan	0 2			
									200 A	LIU Brooklyn	0 1			
									LAST 10 GAMES					
									173 H	Saint Peter's	0 2	125 H	Siena	1 2
193 H	Manhattan	0 2	54 A	Niagara	0 0									
119 A	Iona	5 6	153 A	Canisius	2 1									
107 A	Fairfield	0 3	130 H	Lafayette	1 0									
175 H	Marist	2 0	94 H	Temple	0 2									

Non-Div. I Games:

Rider

Average RPI Win: 123		WON-LOST	WINNING	LAST 10	STRENGTH OF		OPP. STRENGTH	TEAM	ADJ	CONF.	ADJ CONF.
Average RPI Loss: 124		RECORD	PCT. RANK	GAMES	SCHEDULE		OF SCHEDULE	RPI	RPI	RPI	RPI
DIV. I ONLY		2-13-0	.13333	201	1-9-0		188	168	201	.33504	198
DIV. I NON-CONF.		2-12-0	.14286	194	1-8-0		136	161	195	.35749	196
TOTALS		RPI 1-25	RPI 26-50		W-L RECORDS		RPI 51-100		RPI 101-150		RPI 150+
2-13-0	0-0-0	0-1-0		OVERALL		1-3-0		0-5-0		1-4-0	
2-4-0	0-0-0	0-0-0		HOME		1-0-0		0-2-0		1-2-0	
0-8-0	0-0-0	0-1-0		AWAY		0-3-0		0-2-0		0-2-0	
0-1-0	0-0-0	0-0-0		NEUTRAL		0-0-0		0-1-0		0-0-0	
2-12-0	0-0-0	0-1-0		NON-CONFERENCE		1-3-0		0-5-0		1-3-0	
2-4-0	0-0-0	0-0-0		HOME		1-0-0		0-2-0		1-2-0	
0-7-0	0-0-0	0-0-		AWAY		0-3-0		0-2-0		0-1-0	
0-1-0	0-0-0	0-0-0		NEUTRAL		0-0-0		0-1-0		0-0-0	
0-1-0	0-0-0	0-0-0		CONFERENCE		0-0-0		0-0-0		0-1-0	
0-0-0	0-0-0	0-0-0		HOME		0-0-0		0-0-0		0-0-0	
0-1-0	0-0-0	0-0-0		AWAY		0-0-0		0-0-0		0-1-0	
0-0-0	0-0-0	0-0-0		NEUTRAL		0-0-0		0-0-0		0-0-0	
RPI S	Opponent	Score	RPI S	Opponent	Score	RPI S	Opponent	Score	RPI S	Opponent	Score
			46 A	Penn St.	0 3	74 A	Boston U.	0 3	108 N	Radford	2 4
						75 H	Princeton	1 0	115 A	Fordham	0 1
						79 A	High Point	1 3	119 H	Iona	0 1
						80 A	North Carolina St.	0 2	128 H	Binghamton	0 3
									150 A	Bucknell	0 7
									156 A	New Hampshire	1 2
									171 H	Massachusetts	1 0
									175 H	Marist	2 3
									177 H	Army	1 2
									204 A	Howard	0 1
LAST 10 GAMES											
			80 A	North Carolina St.	0 2	175 H	Marist	2 3			
			204 A	Howard	0 1	156 A	New Hampshire	1 2			
			75 H	Princeton	1 0	128 H	Binghamton	0 3			
			177 H	Army	1 2	46 A	Penn St.	0 3			
			74 A	Boston U.	0 3	150 A	Bucknell	0 7			

Non-Div. I Games:

Adelphi

Average RPI Win:	196	WON-LOST RECORD	WINNING PCT. RANK	LAST 10 GAMES	STRENGTH OF SCHEDULE	OPP. STRENGTH OF SCHEDULE	TEAM RPI	ADJ RPI	CONF. RPI	ADJ CONF. RPI		
DIV. I ONLY		2-14-1	.14706	200	1-8-1	184	185	200	.33369	199	18	18
DIV. I NON-CONF.		1-6-0	.14286	194	0-1-0	185	179	201	.34476	198	18	18
<hr/>												
TOTALS	RPI 1-25	RPI 26-50		W-L RECORDS		RPI 51-100		RPI 101-150		RPI 150+		
2-14-1	0-0-0	0-2-0		OVERALL		0-2-1		0-6-0		2-4-0		
1-6-0	0-0-0	0-2-0		HOME		0-1-0		0-2-0		1-1-0		
1-8-1	0-0-0	0-0-0		AWAY		0-1-1		0-4-0		1-3-0		
0-0-0	0-0-0	0-0-0		NEUTRAL		0-0-0		0-0-0		0-0-0		
1-6-0	0-0-0	0-0-0		NON-CONFERENCE		0-2-0		0-3-0		1-1-0		
1-1-0	0-0-0	0-0-0		HOME		0-1-0		0-0-0		1-0-0		
0-5-0	0-0-0	0-0-		AWAY		0-1-0		0-3-0		0-1-0		
0-0-0	0-0-0	0-0-0		NEUTRAL		0-0-0		0-0-0		0-0-0		
1-8-1	0-0-0	0-2-0		CONFERENCE		0-0-1		0-3-0		1-3-0		
0-5-0	0-0-0	0-2-0		HOME		0-0-0		0-2-0		0-1-0		
1-3-1	0-0-0	0-0-0		AWAY		0-0-1		0-1-0		1-2-0		
0-0-0	0-0-0	0-0-0		NEUTRAL		0-0-0		0-0-0		0-0-0		
RPI	S	Opponent	Score	RPI	S	Opponent	Score	RPI	S	Opponent	Score	
				36	H	Coastal Caro.	0 8	67	H	Marshall	0 7	
				47	H	Campbell	2 3	79	A	High Point	0 0	
								80	A	North Carolina St.	2 3	
		</										

Non-Div. I Games:

VMI

Average RPI Win:	193	WON-LOST RECORD	WINNING PCT. RANK	LAST 10 GAMES	STRENGTH OF SCHEDULE	OPP. STRENGTH OF SCHEDULE	TEAM RPI	ADJ RPI	CONF. RPI	ADJ CONF. RPI	
Average RPI Loss:	133										
DIV. I ONLY	2-14-2	.16667	198	1-8-1	175	195	198	.32551	200	19	20
DIV. I NON-CONF.	1-6-1	.1875	190	0-0-0	186	187	200	.33837	200	22	21
<hr/>											
TOTALS	RPI 1-25	RPI 26-50		W-L RECORDS	RPI 51-100		RPI 101-150		RPI 150+		
2-14-2	0-0-0	0-0-0		OVERALL	0-3-1		0-6-0		2-5-1		
2-4-2	0-0-0	0-0-0		HOME	0-1-1		0-2-0		2-1-1		
0-9-0	0-0-0	0-0-0		AWAY	0-2-0		0-3-0		0-4-0		
0-1-0	0-0-0	0-0-0		NEUTRAL	0-0-0		0-1-0		0-0-0		
<hr/>											
1-6-1	0-0-0	0-0-0		NON-CONFERENCE	0-2-0		0-3-0		1-1-1		
1-1-1	0-0-0	0-0-0		HOME	0-0-0		0-1-0		1-0-1		
0-4-0	0-0-0	0-0-		AWAY	0-2-0		0-1-0		0-1-0		
0-1-0	0-0-0	0-0-0		NEUTRAL	0-0-0		0-1-0		0-0-0		
<hr/>											
1-8-1	0-0-0	0-0-0		CONFERENCE	0-1-1		0-3-0		1-4-0		
1-3-1	0-0-0	0-0-0		HOME	0-1-1		0-1-0		1-1-0		
0-5-0	0-0-0	0-0-0		AWAY	0-0-0		0-2-0		0-3-0		
0-0-0	0-0-0	0-0-0		NEUTRAL	0-0-0		0-0-0		0-0-0		
<hr/>											
RPI S	Opponent	Score	RPI S	Opponent	Score	RPI S	Opponent	Score	RPI S	Opponent	Score
						78 A	George Mason	0 3	102 N	UC Riverside	0 4
						84 H	Quinnipiac	2 2	105 A	Fairleigh Dickinson	1 2
						85 A	La Salle	1 2	107 H	Fairfield	1 2
						97 H	Monmouth	0 1	134 A	Sacred Heart	1 2
									137 A	UC Irvine	0 2
									143 H	Central Conn. St.	1 2
									163 A	Saint Francis (PA)	0 5
									165 H	St. Francis (NY)	0 2
									170 H	Columbia	1 1
									172 A	Bryant	1 4
						185 A	Robert Morris	0 2	188 H	Mt. St. Mary's	1 0
						189 A	George Washington	0 1	197 H	Rider	1 0
			LAST 10 GAMES								
			185 A Robert Morris			0 2	134 A Sacred Heart			1 2	
			163 A Saint Francis (PA)			0 5	172 A Bryant			1 4	
			97 H Monmouth			0 1	84 H Quinnipiac			2 2	
			143 H Central Conn. St.			1 2	188 H Mt. St. Mary's			1 0	
			165 H St. Francis (NY)			0 2	105 A Fairleigh Dickinson			1 2	

Non-Div. I Games:

LIU Brooklyn

Average RPI Win: 189		WON-LOST	WINNING	LAST 10	STRENGTH OF		OPP. STRENGTH	TEAM	ADJ	CONF.	ADJ CONF.
Average RPI Loss: 143		RECORD	PCT. RANK	GAMES	SCHEDULE		OF SCHEDULE	RPI	RPI	RPI	RPI
DIV. I ONLY		3-13-1	.20588	194	2-7-1		196	203	199	.31495	201
DIV. I NON-CONF.		2-8-0	.2	184	1-2-0		126	192	189	.37789	193
TOTALS		RPI 1-25	RPI 26-50		W-L RECORDS		RPI 51-100		RPI 101-150		RPI 150+
3-13-1	0-0-0	0-0-0		OVERALL		0-2-1		0-4-0		3-7-0	
2-5-0	0-0-0	0-0-0		HOME		0-1-0		0-1-0		2-3-0	
1-6-1	0-0-0	0-0-0		AWAY		0-1-1		0-2-0		1-3-0	
0-2-0	0-0-0	0-0-0		NEUTRAL		0-0-0		0-1-0		0-1-0	
2-8-0	0-0-0	0-0-0		NON-CONFERENCE		0-2-0		0-4-0		2-2-0	
1-3-0	0-0-0	0-0-0		HOME		0-1-0		0-1-0		1-1-0	
1-3-0	0-0-0	0-0-0		AWAY		0-1-0		0-2-0		1-0-0	
0-2-0	0-0-0	0-0-0		NEUTRAL		0-0-0		0-1-0		0-1-0	
1-5-1	0-0-0	0-0-0		CONFERENCE		0-0-1		0-0-0		1-5-0	
1-2-0	0-0-0	0-0-0		HOME		0-0-0		0-0-0		1-2-0	
0-3-1	0-0-0	0-0-0		AWAY		0-0-1		0-0-0		0-3-0	
0-0-0	0-0-0	0-0-0		NEUTRAL		0-0-0		0-0-0		0-0-0	
RPI S	Opponent	Score	RPI S	Opponent	Score	RPI S	Opponent	Score	RPI S	Opponent	Score
						64 A	Dayton	1 4	104 A	Bradley	0 2
						76 H	Evansville	0 3	126 A	Milwaukee	0 2
						96 A	Oakland	0 0	129 H	Central Ark.	1 2
									146 N	Missouri St.	0 2
									153 N	Canisius	3 4
									158 H	Belmont	1 2
									162 H	UMKC	0 3
									176 A	IUPUI	1 2
									181 A	Neb. Omaha	1 4
									182 H	Western Ill.	1 2
									184 A	Lipscomb	2 0
									186 H	Loyola Chicago	2 0
									196 H	IPFW	3 2
									202 A	Oral Roberts	1 2
LAST 10 GAMES											
						96 A	Oakland	0 0	181 A	Neb. Omaha	1 4
						158 H	Belmont	1 2	76 H	Evansville	0 3
						196 H	IPFW	3 2	162 H	UMKC	0 3
						202 A	Oral Roberts	1 2	176 A	IUPUI	1 2
						182 H	Western Ill.	1 2	186 H	Loyola Chicago	2 0

Non-Div. I Games:

Eastern Ill.

Average RPI Win:	170	WON-LOST RECORD	WINNING PCT. RANK	LAST 10 GAMES	STRENGTH OF SCHEDULE	OPP. STRENGTH OF SCHEDULE	TEAM RPI	ADJ RPI	CONF. RPI	ADJ CONF. RPI	
Average RPI Loss:	141										
DIV. I ONLY	3-12-0	.2	197	2-6-0	202	191	202	.30809	202	22	22
DIV. I NON-CONF.	1-7-0	.125	196	0-1-0	164	143	192	.36017	195	21	22
<hr/>											
TOTALS	RPI 1-25	RPI 26-50		W-L RECORDS		RPI 51-100		RPI 101-150		RPI 150+	
3-12-0	0-0-0	0-0-0		OVERALL		0-3-0		1-3-0		2-6-0	
1-3-0	0-0-0	0-0-0		HOME		0-1-0		0-0-0		1-2-0	
2-7-0	0-0-0	0-0-0		AWAY		0-2-0		1-2-0		1-3-0	
0-2-0	0-0-0	0-0-0		NEUTRAL		0-0-0		0-1-0		0-1-0	
<hr/>											
1-7-0	0-0-0	0-0-0		NON-CONFERENCE		0-2-0		1-3-0		0-2-0	
0-0-0	0-0-0	0-0-0		HOME		0-0-0		0-0-0		0-0-0	
1-5-0	0-0-0	0-0-		AWAY		0-2-0		1-2-0		0-1-0	
0-2-0	0-0-0	0-0-0		NEUTRAL		0-0-0		0-1-0		0-1-0	
<hr/>											
2-5-0	0-0-0	0-0-0		CONFERENCE		0-1-0		0-0-0		2-4-0	
1-3-0	0-0-0	0-0-0		HOME		0-1-0		0-0-0		1-2-0	
1-2-0	0-0-0	0-0-0		AWAY		0-0-0		0-0-0		1-2-0	
0-0-0	0-0-0	0-0-0		NEUTRAL		0-0-0		0-0-0		0-0-0	
<hr/>											
RPI S	Opponent	Score	RPI S	Opponent	Score	RPI S	Opponent	Score	RPI S	Opponent	Score
						51 A	Denver	0 4	112 A	Air Force	1 0
						76 A	Evansville	0 4	129 A	Central Ark.	0 3
						96 H	Oakland	0 5	145 A	Houston Baptist	1 5
									146 N	Missouri St.	0 1
									158 N	Belmont	1 2
									162 A	UMKC	1 2
									176 H	IUPUI	0 2
									181 H	Neb. Omaha	0 2
									182 A	Western Ill.	1 2
									184 A	Lipscomb	2 3
									196 A	IPFW	5 1
									201 H	Eastern Ill.	2 1
<hr/>											
LAST 10 GAMES											
						76 A	Evansville	0 4			
						196 A	IPFW	5 1			
						96 H	Oakland	0 5			
						51 A	Denver	0 4			
						112 A	Air Force	1 0			

Non-Div. I Games: Newman 2 1 Okla. Wesleyan 2 6

Oral Roberts

Average RPI Win:		0	WON-LOST RECORD		WINNING PCT. RANK		LAST 10 GAMES		STRENGTH OF SCHEDULE		OPP. STRENGTH OF SCHEDULE		TEAM RPI		ADJ RPI		CONF. RPI		ADJ CONF. RPI		
Average RPI Loss:		129																			
DIV. I ONLY			0-15-1		.03125 204		0-9-1		151		199		203		.29575 203		18		18		
DIV. I NON-CONF.			0-6-0		0 204		0-1-0		146		203		204		.31953 203		18		18		
TOTALS		RPI 1-25		RPI 26-50		W-L RECORDS		RPI 51-100		RPI 101-150		RPI 150+									
0-15-1		0-0-0		0-2-0		OVERALL		0-2-0		0-5-1		0-6-0									
0-8-0		0-0-0		0-0-0		HOME		0-0-0		0-4-0		0-4-0									
0-5-1		0-0-0		0-2-0		AWAY		0-1-0		0-1-1		0-1-0									
0-2-0		0-0-0		0-0-0		NEUTRAL		0-1-0		0-0-0		0-1-0									
0-6-0		0-0-0		0-0-0		NON-CONFERENCE		0-1-0		0-3-0		0-2-0									
0-3-0		0-0-0		0-0-0		HOME		0-0-0		0-2-0		0-1-0									
0-1-0		0-0-0		0-0-		AWAY		0-0-0		0-1-0		0-0-0									
0-2-0		0-0-0		0-0-0		NEUTRAL		0-1-0		0-0-0		0-1-0									
0-9-1		0-0-0		0-2-0		CONFERENCE		0-1-0		0-2-1		0-4-0									
0-5-0		0-0-0		0-0-0		HOME		0-0-0		0-2-0		0-3-0									
0-4-1		0-0-0		0-2-0		AWAY		0-1-0		0-0-1		0-1-0									
0-0-0		0-0-0		0-0-0		NEUTRAL		0-0-0		0-0-0		0-0-0									
RPI	S	Opponent		Score		RPI	S	Opponent		Score		RPI	S	Opponent		Score					
				36	A	Coastal Caro.		0	3		67	N	Marshall	1	2		108	H	Radford	1	2
				47	A	Campbell		1	5		79	A	High Point	0	3		111	H	Winthrop	1	3
														124	H	Appalachian St.	0	3			
														132	A	Mercer	0	4			
														140	H	UNC Greensboro	0	5			
														147	A	Liberty	0	0			
														164	H	Gardner-Webb	0	1			
														175	N	Marist	0	4			
														179	H	USC Upstate	0	1			
														183	A	Presbyterian	2	3			
														190	H	Longwood	0	1			
														199	H	VMI	3	4			
LAST 10 GAMES																					
				147	A	Liberty		0	0		36	A	Coastal Caro.		0	3					
				47	A	Campbell		1	5		183	A	Presbyterian		2	3					
				199	H	VMI		3	4		111	H	Winthrop		1	3					
				108	H	Radford		1	2		132	A	Mercer		0	4					
				164	H	Gardner-Webb		0	1		79	A	High Point		0	3					

Non-Div. I Games: Brevard 5 0

UNC Asheville

Average RPI Win:	198	WON-LOST RECORD	WINNING PCT. RANK	LAST 10 GAMES	STRENGTH OF SCHEDULE	OPP. STRENGTH OF SCHEDULE	TEAM RPI	ADJ RPI	CONF. RPI	ADJ CONF. RPI							
Average RPI Loss:	140																
DIV. I ONLY	1-14-1	.09375	203	1-6-1	203	192	204	.27741	204	23	23						
DIV. I NON-CONF.	0-14-1	.03333	203	0-6-1	182	188	203	.28631	204	23	23						
<hr/>																	
TOTALS	RPI 1-25	RPI 26-50		W-L RECORDS		RPI 51-100		RPI 101-150		RPI 150+							
1-14-1	0-0-0	0-0-0		OVERALL		0-3-0		0-5-1		1-6-0							
1-3-0	0-0-0	0-0-0		HOME		0-0-0		0-2-0		1-1-0							
0-9-1	0-0-0	0-0-0		AWAY		0-3-0		0-2-1		0-4-0							
0-2-0	0-0-0	0-0-0		NEUTRAL		0-0-0		0-1-0		0-1-0							
<hr/>																	
0-14-1	0-0-0	0-0-0		NON-CONFERENCE		0-3-0		0-5-1		0-6-0							
0-3-0	0-0-0	0-0-0		HOME		0-0-0		0-2-0		0-1-0							
0-9-1	0-0-0	0-0-		AWAY		0-3-0		0-2-1		0-4-0							
0-2-0	0-0-0	0-0-0		NEUTRAL		0-0-0		0-1-0		0-1-0							
<hr/>																	
1-0-0	0-0-0	0-0-0		CONFERENCE		0-0-0		0-0-0		1-0-0							
1-0-0	0-0-0	0-0-0		HOME		0-0-0		0-0-0		1-0-0							
0-0-0	0-0-0	0-0-0		AWAY		0-0-0		0-0-0		0-0-0							
0-0-0	0-0-0	0-0-0		NEUTRAL		0-0-0		0-0-0		0-0-0							
<hr/>																	
RPI	S	Opponent	Score	RPI	S	Opponent	Score	RPI	S	Opponent	Score						
						53	A	UMBC	1	3	118	A	Virginia Tech	1	1		
						83	A	American	0	7	121	N	Pittsburgh	0	1		
						94	A	Temple	0	4	122	A	FIU	1	2		
										144	H	Navy	1	3			
										147	H	Liberty	2	3			
										148	A	Towson	1	3			
										152	A	Duquesne	0	4			
										163	A	Saint Francis (PA)	0	1			
										165	A	St. Francis (NY)	0	3			
										188	H	Mt. St. Mary's	0	1			
										189	N	George Washington	1	2			
										195	A	Fla. Atlantic	0	1			
										198	H	Adelphi	1	0			
						<hr/>											
						LAST 10 GAMES											
144 H Navy				1	3	53 A UMBC				1	3						
198 H Adelphi				1	0	94 A Temple				0	4						
118 A Virginia Tech				1	1	188 H Mt. St. Mary's				0	1						
195 A Fla. Atlantic				0	1	165 A St. Francis (NY)				0	3						
122 A FIU				1	2	147 H Liberty				2	3						

Non-Div. I Games: Goldey-Beacom 6 0 Washington Adventist 1 0

Howard