

Average RPI Win:	60	WON-LOST	WINNING	LAST 10	STRENGTH OF	OPP. STRENGTH	TEAM	ADJ	CONF.	ADJ CONF.		
Average RPI Loss:	0	RECORD	PCT. RANK	GAMES	SCHEDULE	OF SCHEDULE	RPI	RPI	RPI	RPI		
DIV. I ONLY		10-0-1	.95455	4	9-0-1	6	7	1	.73326	1	4	4
DIV. I NON-CONF.		7-0-1	.9375	7	6-0-1	7	7	1	.73124	1	4	4
<hr/>												
TOTALS	RPI 1-25	RPI 26-50		W-L RECORDS		RPI 51-100		RPI 101-150		RPI 150+		
10-0-1	1-0-1	3-0-0		OVERALL		5-0-0		1-0-0		0-0-0		
6-0-0	0-0-0	2-0-0		HOME		4-0-0		0-0-0		0-0-0		
3-0-1	0-0-1	1-0-0		AWAY		1-0-0		1-0-0		0-0-0		
1-0-0	1-0-0	0-0-0		NEUTRAL		0-0-0		0-0-0		0-0-0		
7-0-1	1-0-1	1-0-0		NON-CONFERENCE		4-0-0		1-0-0		0-0-0		
3-0-0	0-0-0	0-0-0		HOME		3-0-0		0-0-0		0-0-0		
3-0-1	0-0-1	1-0-		AWAY		1-0-0		1-0-0		0-0-0		
1-0-0	1-0-0	0-0-0		NEUTRAL		0-0-0		0-0-0		0-0-0		
3-0-0	0-0-0	2-0-0		CONFERENCE		1-0-0		0-0-0		0-0-0		
3-0-0	0-0-0	2-0-0		HOME		1-0-0		0-0-0		0-0-0		
0-0-0	0-0-0	0-0-0		AWAY		0-0-0		0-0-0		0-0-0		
0-0-0	0-0-0	0-0-0		NEUTRAL		0-0-0		0-0-0		0-0-0		
RPI	S	Opponent	Score	RPI	S	Opponent	Score	RPI	S	Opponent	Score	
2	N	Florida	2 0	28	A	Tennessee	2 1	69	H	Rutgers	1 0	
12	A	Pepperdine	1 1	42	H	Oregon St.	1 0	72	H	Oregon	1 0	
				47	H	Washington	1 0	75	A	Loyola Marymount	3 1	
								76	H	Fresno St.	4 1	
								80	H	SMU	1 0	

Average RPI Win:	48	WON-LOST RECORD	WINNING PCT. RANK	LAST 10 GAMES	STRENGTH OF SCHEDULE	OPP. STRENGTH OF SCHEDULE	TEAM RPI	ADJ RPI	CONF. RPI	ADJ CONF. RPI	
DIV. I ONLY	10-3-0	.76923	27	7-3-0	2	4	2	.71351	2	2	2
DIV. I NON-CONF.	7-2-0	.77778	36	4-2-0	3	2	2	.71117	3	2	2
<hr/>											
TOTALS	RPI 1-25	RPI 26-50		W-L RECORDS	RPI 51-100		RPI 101-150		RPI 150+		
10-3-0	3-2-0	4-1-0		OVERALL	3-0-0		0-0-0		0-0-0		
4-1-0	1-1-0	2-0-0		HOME	1-0-0		0-0-0		0-0-0		
5-1-0	1-0-0	2-1-0		AWAY	2-0-0		0-0-0		0-0-0		
1-1-0	1-1-0	0-0-0		NEUTRAL	0-0-0		0-0-0		0-0-0		
7-2-0	2-2-0	2-0-0		NON-CONFERENCE	3-0-0		0-0-0		0-0-0		
2-1-0	0-1-0	1-0-0		HOME	1-0-0		0-0-0		0-0-0		
4-0-0	1-0-0	1-0-		AWAY	2-0-0		0-0-0		0-0-0		
1-1-0	1-1-0	0-0-0		NEUTRAL	0-0-0		0-0-0		0-0-0		
3-1-0	1-0-0	2-1-0		CONFERENCE	0-0-0		0-0-0		0-0-0		
2-0-0	1-0-0	1-0-0		HOME	0-0-0		0-0-0		0-0-0		
1-1-0	0-0-0	1-1-0		AWAY	0-0-0		0-0-0		0-0-0		
0-0-0	0-0-0	0-0-0		NEUTRAL	0-0-0		0-0-0		0-0-0		
RPI S	Opponent	Score		RPI S	Opponent	Score		RPI S	Opponent	Score	
1 N	UCLA	0	2	28 A	Tennessee	2	4	62 A	Missouri	2	0
10 H	Kentucky	3	0	37 A	Kansas	7	2	90 H	Fla. Gulf Coast	5	0
13 H	Florida St.	2	3	46 H	Texas Tech	3	0	98 A	FIU	2	0
19 N	Texas A&M	3	2	48 A	Georgia	1	0				
20 A	Miami (FL)	2	0	50 H	Vanderbilt	2	0				
				LAST 10 GAMES							
				10 H	Kentucky	3	0	62 A	Missouri	2	0
				50 H	Vanderbilt	2	0	90 H	Fla. Gulf Coast	5	0
				28 A	Tennessee	2	4	13 H	Florida St.	2	3
				48 A	Georgia	1	0	46 H	Texas Tech	3	0
				37 A	Kansas	7	2	1 N	UCLA	0	2

Non-Div. I Games:

Florida

Average RPI Win: 59		WON-LOST RECORD		WINNING PCT. RANK		LAST 10 GAMES		STRENGTH OF SCHEDULE		OPP. STRENGTH OF SCHEDULE		TEAM RPI		ADJ RPI		CONF. RPI		ADJ CONF. RPI	
DIV. I ONLY		11-1-1		.88462 11		8-0-1		13		2		3		.70893 3		1		1	
DIV. I NON-CONF.		7-1-0		.875 14		4-0-0		48		13		9		.66761 9		1		1	
TOTALS		RPI 1-25		RPI 26-50		W-L RECORDS		RPI 51-100		RPI 101-150		RPI 150+							
11-1-1		5-0-0		1-0-1		OVERALL		2-1-0		3-0-0		0-0-0							
4-1-1		3-0-0		0-0-1		HOME		0-1-0		1-0-0		0-0-0							
5-0-0		2-0-0		1-0-0		AWAY		1-0-0		1-0-0		0-0-0							
2-0-0		0-0-0		0-0-0		NEUTRAL		1-0-0		1-0-0		0-0-0							
7-1-0		2-0-0		0-0-0		NON-CONFERENCE		2-1-0		3-0-0		0-0-0							
1-1-0		0-0-0		0-0-0		HOME		0-1-0		1-0-0		0-0-0							
4-0-0		2-0-0		0-0-		AWAY		1-0-0		1-0-0		0-0-0							
2-0-0		0-0-0		0-0-0		NEUTRAL		1-0-0		1-0-0		0-0-0							
4-0-1		3-0-0		1-0-1		CONFERENCE		0-0-0		0-0-0		0-0-0							
3-0-1		3-0-0		0-0-1		HOME		0-0-0		0-0-0		0-0-0							
1-0-0		0-0-0		1-0-0		AWAY		0-0-0		0-0-0		0-0-0							
0-0-0		0-0-0		0-0-0		NEUTRAL		0-0-0		0-0-0		0-0-0							
RPI	S	Opponent		Score	RPI	S	Opponent		Score	RPI	S	Opponent		Score	RPI	S	Opponent		Score
6	H	Virginia		2 0	27	A	North Carolina St.		2 1	54	A	South Carolina		2 0	108	A	UNC Greensboro		5 0
13	H	Florida St.		2 0	36	H	Virginia Tech		0 0	60	H	Connecticut		1 2	145	H	Campbell		3 0
15	A	Auburn		4 1						92	N	Nebraska		2 1	148	N	Loyola Maryland		3 0
16	A	UCF		1 0															
20	H	Miami (FL)		4 1															
					LAST 10 GAMES														
					6	H	Virginia		2 0	13	H	Florida St.		2 0					
					36	H	Virginia Tech		0 0	92	N	Nebraska		2 1					
					20	H	Miami (FL)		4 1	148	N	Loyola Maryland		3 0					
					27	A	North Carolina St.		2 1	145	H	Campbell		3 0					
					54	A	South Carolina		2 0	60	H	Connecticut		1 2					

Non-Div. I Games:

Wake Forest

D
u
k
e

Duke

Average RPI Win: 82		WON-LOST RECORD		WINNING PCT. RANK		LAST 10 GAMES		STRENGTH OF SCHEDULE		OPP. STRENGTH OF SCHEDULE		TEAM RPI		ADJ RPI		CONF. RPI		ADJ CONF. RPI	
DIV. I ONLY		11-0-1		.95833 3		9-0-0		48		13		6		.69721 5		4		4	
DIV. I NON-CONF.		8-0-1		.94444 5		6-0-0		18		20		3		.71348 2		4		4	
TOTALS		RPI 1-25		RPI 26-50		W-L RECORDS		RPI 51-100		RPI 101-150		RPI 150+							
11-0-1		2-0-0		5-0-1		OVERALL		1-0-0		0-0-0		3-0-0							
6-0-0		1-0-0		2-0-0		HOME		0-0-0		0-0-0		3-0-0							
5-0-1		1-0-0		3-0-1		AWAY		1-0-0		0-0-0		0-0-0							
0-0-0		0-0-0		0-0-0		NEUTRAL		0-0-0		0-0-0		0-0-0							
8-0-1		2-0-0		3-0-1		NON-CONFERENCE		1-0-0		0-0-0		2-0-0							
5-0-0		1-0-0		2-0-0		HOME		0-0-0		0-0-0		2-0-0							
3-0-1		1-0-0		1-1-		AWAY		1-0-0		0-0-0		0-0-0							
0-0-0		0-0-0		0-0-0		NEUTRAL		0-0-0		0-0-0		0-0-0							
3-0-0		0-0-0		2-0-0		CONFERENCE		0-0-0		0-0-0		1-0-0							
1-0-0		0-0-0		0-0-0		HOME		0-0-0		0-0-0		1-0-0							
2-0-0		0-0-0		2-0-0		AWAY		0-0-0		0-0-0		0-0-0							
0-0-0		0-0-0		0-0-0		NEUTRAL		0-0-0		0-0-0		0-0-0							
RPI S	Opponent		Score		RPI S	Opponent		Score		RPI S	Opponent		Score		RPI S	Opponent		Score	
21 H	Penn St.		4 0		29 A	Maryland		0 0		51 A	Portland		2 0		168 H	Pacific		5 2	
25 A	Santa Clara		2 0		32 H	Notre Dame		2 1							216 H	Northwestern		6 0	
					39 A	Washington St.		1 0							218 H	Arizona		7 0	
					41 A	Georgetown		4 1											
					44 H	UC Irvine		2 0											
					47 A	Washington		1 0											
LAST 10 GAMES																			
					47 A	Washington		1 0		44 H	UC Irvine		2 0						
					39 A	Washington St.		1 0		32 H	Notre Dame		2 1						
					218 H	Arizona		7 0		216 H	Northwestern		6 0						
					25 A	Santa Clara		2 0		41 A	Georgetown		4 1						
					51 A	Portland		2 0		29 A	Maryland		0 0						

Non-Div. I Games:

Stanford

Average RPI Win:	77	WON-LOST	WINNING	LAST 10	STRENGTH OF	OPP. STRENGTH	TEAM	ADJ	CONF.	ADJ CONF.	
Average RPI Loss:	10	RECORD	PCT. RANK	GAMES	SCHEDULE	OF SCHEDULE	RPI	RPI	RPI	RPI	
DIV. I ONLY	8-3-2	.69231	54	4-3-2	1	20	5	.69494	6	1	1
DIV. I NON-CONF.	6-1-1	.8125	29	2-1-1	12	56	8	.67053	8	1	1
<hr/>											
TOTALS	RPI 1-25	RPI 26-50		W-L RECORDS	RPI 51-100		RPI 101-150		RPI 150+		
8-3-2	1-3-1	2-0-1		OVERALL	2-0-0		2-0-0		1-0-0		
7-1-1	0-1-0	2-0-1		HOME	2-0-0		2-0-0		1-0-0		
1-2-1	1-2-1	0-0-0		AWAY	0-0-0		0-0-0		0-0-0		
0-0-0	0-0-0	0-0-0		NEUTRAL	0-0-0		0-0-0		0-0-0		
<hr/>											
6-1-1	0-1-0	1-0-1		NON-CONFERENCE	2-0-0		2-0-0		1-0-0		
6-1-1	0-1-0	1-0-1		HOME	2-0-0		2-0-0		1-0-0		
0-0-0	0-0-0	0-0-		AWAY	0-0-0		0-0-0		0-0-0		
0-0-0	0-0-0	0-0-0		NEUTRAL	0-0-0		0-0-0		0-0-0		
<hr/>											
2-2-1	1-2-1	1-0-0		CONFERENCE	0-0-0		0-0-0		0-0-0		
1-0-0	0-0-0	1-0-0		HOME	0-0-0		0-0-0		0-0-0		
1-2-1	1-2-1	0-0-0		AWAY	0-0-0		0-0-0		0-0-0		
0-0-0	0-0-0	0-0-0		NEUTRAL	0-0-0		0-0-0		0-0-0		
<hr/>											
RPI S	Opponent	Score	RPI S	Opponent	Score	RPI S	Opponent	Score	RPI S	Opponent	Score
3 A	Wake Forest	0 2	29 H	Maryland	4 1	58 H	St. John's (NY)	2 1	119 H	Arizona St.	3 0
4 A	Duke	0 0	33 H	West Virginia	2 1	67 H	Richmond	6 0	146 H	Liberty	9 1
7 A	Boston College	0 2	39 H	Washington St.	0 0				154 H	Drexel	4 0
11 A	North Carolina	1 0									
21 H	Penn St.	2 3									
<hr/>											
LAST 10 GAMES											
3 A	Wake Forest	0 2	21 H	Penn St.	2 3						
4 A	Duke	0 0	39 H	Washington St.	0 0						
11 A	North Carolina	1 0	154 H	Drexel	4 0						
7 A	Boston College	0 2	119 H	Arizona St.	3 0						
29 H	Maryland	4 1	58 H	St. John's (NY)	2 1						

Non-Div. I Games:

Virginia

[illegible]

Non-Div. I Games:

Boston College

Average RPI Win:	97	WON-LOST RECORD	WINNING PCT. RANK		LAST 10 GAMES	STRENGTH OF SCHEDULE	OPP. STRENGTH OF SCHEDULE	TEAM RPI	ADJ RPI	CONF. RPI	ADJ CONF. RPI
Average RPI Loss:	0	12-0-0	1	1	10-0-0	95	9	9	.67499	8	8
DIV. I ONLY		8-0-0	1	1	6-0-0	79	8	5	.68022	5	8
DIV. I NON-CONF.											
<hr/>											
TOTALS	RPI 1-25	RPI 26-50		W-L RECORDS		RPI 51-100		RPI 101-150		RPI 150+	
12-0-0	2-0-0	1-0-0		OVERALL		4-0-0		3-0-0		2-0-0	
4-0-0	1-0-0	0-0-0		HOME		1-0-0		1-0-0		1-0-0	
8-0-0	1-0-0	1-0-0		AWAY		3-0-0		2-0-0		1-0-0	
0-0-0	0-0-0	0-0-0		NEUTRAL		0-0-0		0-0-0		0-0-0	
<hr/>											
8-0-0	1-0-0	1-0-0		NON-CONFERENCE		3-0-0		2-0-0		1-0-0	
4-0-0	1-0-0	0-0-0		HOME		1-0-0		1-0-0		1-0-0	
4-0-0	0-0-0	1-0-		AWAY		2-0-0		1-0-0		0-0-0	
0-0-0	0-0-0	0-0-0		NEUTRAL		0-0-0		0-0-0		0-0-0	
<hr/>											
4-0-0	1-0-0	0-0-0		CONFERENCE		1-0-0		1-0-0		1-0-0	
0-0-0	0-0-0	0-0-0		HOME		0-0-0		0-0-0		0-0-0	
4-0-0	1-0-0	0-0-0		AWAY		1-0-0		1-0-0		1-0-0	
0-0-0	0-0-0	0-0-0		NEUTRAL		0-0-0		0-0-0		0-0-0	
<hr/>											
RPI S	Opponent	Score		RPI S	Opponent	Score		RPI S	Opponent	Score	
18 H	LSU	3	1	50 A	Vanderbilt	2	0	61 A	Western Ky.	2	0
24 A	Rice	1	0					78 A	Alabama	1	0
								94 A	East Carolina	2	0
								96 H	Ole Miss	3	0
										126 A	Samford
										127 H	UALR
										129 A	Houston
										167 H	Charlotte
										199 A	Marshall

Average RPI Win:	107	WON-LOST	WINNING	LAST 10	STRENGTH OF	OPP. STRENGTH	TEAM	ADJ	CONF.	ADJ CONF.		
Average RPI Loss:	22	RECORD	PCT. RANK	GAMES	SCHEDULE	OF SCHEDULE	RPI	RPI	RPI	RPI		
DIV. I ONLY		11-1-0	.91667	6	9-1-0	34	60	8	.67318	9	14	14
DIV. I NON-CONF.		8-1-0	.88889	9	6-1-0	44	33	10	.66528	10	13	13
<hr/>												
TOTALS	RPI 1-25	RPI 26-50		W-L RECORDS		RPI 51-100		RPI 101-150		RPI 150+		
11-1-0	0-1-0	2-0-0		OVERALL		4-0-0		3-0-0		2-0-0		
6-1-0	0-1-0	2-0-0		HOME		0-0-0		2-0-0		2-0-0		
4-0-0	0-0-0	0-0-0		AWAY		3-0-0		1-0-0		0-0-0		
1-0-0	0-0-0	0-0-0		NEUTRAL		1-0-0		0-0-0		0-0-0		
<hr/>												
8-1-0	0-1-0	2-0-0		NON-CONFERENCE		3-0-0		1-0-0		2-0-0		
5-1-0	0-1-0	2-0-0		HOME		0-0-0		1-0-0		2-0-0		
2-0-0	0-0-0	0-0-		AWAY		2-0-0		0-0-0		0-0-0		
1-0-0	0-0-0	0-0-0		NEUTRAL		1-0-0		0-0-0		0-0-0		
<hr/>												
3-0-0	0-0-0	0-0-0		CONFERENCE		1-0-0		2-0-0		0-0-0		
1-0-0	0-0-0	0-0-0		HOME		0-0-0		1-0-0		0-0-0		
2-0-0	0-0-0	0-0-0		AWAY		1-0-0		1-0-0		0-0-0		
0-0-0	0-0-0	0-0-0		NEUTRAL		0-0-0		0-0-0		0-0-0		
<hr/>												
RPI S	Opponent	Score	RPI S	Opponent	Score	RPI S	Opponent	Score	RPI S	Opponent	Score	
22 H	Marquette	0 1	30 H	Wisconsin	2 1	53 A	Michigan St.	3 2	128 H	Detroit	2 1	
			43 H	Long Beach St.	3 2	85 A	Minnesota	1 0	130 H	Saint Louis	3 0	
						91 A	Wright St.	3 1	142 A	Cleveland St.	4 0	
						93 N	Iowa St.	2 0	158 H	DePaul	1 0	
									219 H	Western Ill.	4 0	
<hr/>												
LAST 10 GAMES												
						22 H	Marquette	0 1				
						128 H	Detroit		85 A	Minnesota	1 0	
						219 H	Western Ill.	4 0	93 N	Iowa St.	2 0	
						142 A	Cleveland St.	4 0	130 H	Saint Louis	3 0	
						30 H	Wisconsin	2 1	43 H	Long Beach St.	3 2	

Non-Div. I Games:

Milwaukee

Average RPI Win: 109		WON-LOST RECORD		WINNING PCT. RANK		LAST 10 GAMES		STRENGTH OF SCHEDULE		OPP. STRENGTH OF SCHEDULE		TEAM RPI		ADJ RPI		CONF. RPI		ADJ CONF. RPI	
DIV. I ONLY		9-3-0		.75 31		7-3-0		3		64		10		.67221 10		2		2	
DIV. I NON-CONF.		7-1-0		.875 14		5-1-0		10		123		4		.68446 4		2		2	
TOTALS		RPI 1-25		RPI 26-50		W-L RECORDS		RPI 51-100		RPI 101-150		RPI 150+							
9-3-0		0-3-0		2-0-0		OVERALL		4-0-0		0-0-0		3-0-0							
4-0-0		0-0-0		0-0-0		HOME		2-0-0		0-0-0		2-0-0							
3-3-0		0-3-0		0-0-0		AWAY		2-0-0		0-0-0		1-0-0							
2-0-0		0-0-0		2-0-0		NEUTRAL		0-0-0		0-0-0		0-0-0							
7-1-0		0-1-0		2-0-0		NON-CONFERENCE		2-0-0		0-0-0		3-0-0							
4-0-0		0-0-0		0-0-0		HOME		2-0-0		0-0-0		2-0-0							
1-1-0		0-1-0		0-0-		AWAY		0-0-0		0-0-0		1-0-0							
2-0-0		0-0-0		2-0-0		NEUTRAL		0-0-0		0-0-0		0-0-0							
2-2-0		0-2-0		0-0-0		CONFERENCE		2-0-0		0-0-0		0-0-0							
0-0-0		0-0-0		0-0-0		HOME		0-0-0		0-0-0		0-0-0							
2-2-0		0-2-0		0-0-0		AWAY		2-0-0		0-0-0		0-0-0							
0-0-0		0-0-0		0-0-0		NEUTRAL		0-0-0		0-0-0		0-0-0							
RPI	S	Opponent		Score		RPI	S	Opponent		Score		RPI	S	Opponent		Score			
2	A	Florida		0 3		34	N	Central Mich.		2 1		54	A	South Carolina		1 0			
15	A	Auburn		1 4		35	N	Baylor		2 1		63	H	Southeast Mo. St.		2 0			
17	A	Dayton		1 2								73	H	Louisville		2 0			
												78	A	Alabama		4 1			

Non-Div. I Games:

Kentucky

Average RPI Win:		56	WON-LOST RECORD		WINNING PCT. RANK		LAST 10 GAMES		STRENGTH OF SCHEDULE		OPP. STRENGTH OF SCHEDULE		TEAM RPI		ADJ RPI		CONF. RPI		ADJ CONF. RPI					
DIV. I ONLY			8-2-0		.8		18		7-2-0		44		1		11		.6704		11		1		1	
DIV. I NON-CONF.			5-1-0		.83333		26		4-1-0		106		1		24		.63255		25		1		1	
TOTALS		RPI 1-25		RPI 26-50				W-L RECORDS				RPI 51-100				RPI 101-150				RPI 150+				
8-2-0		2-2-0		3-0-0				OVERALL				1-0-0				2-0-0				0-0-0				
3-1-0		0-1-0		2-0-0				HOME				0-0-0				1-0-0				0-0-0				
4-0-0		2-0-0		1-0-0				AWAY				1-0-0				0-0-0				0-0-0				
1-1-0		0-1-0		0-0-0				NEUTRAL				0-0-0				1-0-0				0-0-0				
5-1-0		0-1-0		2-0-0				NON-CONFERENCE				1-0-0				2-0-0				0-0-0				
2-0-0		0-0-0		1-0-0				HOME				0-0-0				1-0-0				0-0-0				
2-0-0		0-0-0		1-0-				AWAY				1-0-0				0-0-0				0-0-0				
1-1-0		0-1-0		0-0-0				NEUTRAL				0-0-0				1-0-0				0-0-0				
3-1-0		2-1-0		1-0-0				CONFERENCE				0-0-0				0-0-0				0-0-0				
1-1-0		0-1-0		1-0-0				HOME				0-0-0				0-0-0				0-0-0				
2-0-0		2-0-0		0-0-0				AWAY				0-0-0				0-0-0				0-0-0				
0-0-0		0-0-0		0-0-0				NEUTRAL				0-0-0				0-0-0				0-0-0				
RPI	S	Opponent		Score		RPI	S	Opponent		Score		RPI	S	Opponent		Score		RPI	S	Opponent		Score		
6	H	Virginia		0	1	26	A	Ohio St.		3	0	92	A	Nebraska		2	1	108	N	UNC Greensboro		2	0	
13	A	Florida St.		2	0	27	H	North Carolina St.		5	1							129	H	Houston		6	1	
19	N	Texas A&M		3	4	32	H	Notre Dame		2	1													
20	A	Miami (FL)		4	1																			
LAST 10 GAMES																								
20	A	Miami (FL)		4	1	108	N	UNC Greensboro		2	0													
13	A	Florida St.		2	0	26	A	Ohio St.		3	0													
6	H	Virginia		0	1	129	H	Houston		6	1													
27	H	North Carolina St.		5	1	32	H	Notre Dame		2	1													
19	N	Texas A&M		3	4	92	A	Nebraska		2	1													

Non-Div. I Games:

North Carolina

Average RPI Win:		130	WON-LOST		WINNING		LAST 10		STRENGTH OF		OPP. STRENGTH		TEAM	ADJ		CONF.	ADJ CONF.	
Average RPI Loss:		0	RECORD		PCT. RANK		GAMES		SCHEDULE		OF SCHEDULE		RPI	RPI		RPI	RPI	
DIV. I ONLY			8-0-4		.83333		14		6-0-4		32		30		13		.66196	
DIV. I NON-CONF.			8-0-4		.83333		26		6-0-4		35		29		15		.66196	
TOTALS		RPI 1-25		RPI 26-50		W-L RECORDS		RPI 51-100		RPI 101-150		RPI 150+						
8-0-4		1-0-2		2-0-0		OVERALL		1-0-2		0-0-0		4-0-0						
4-0-1		0-0-1		1-0-0		HOME		0-0-0		0-0-0		3-0-0						
3-0-3		1-0-1		0-0-0		AWAY		1-0-2		0-0-0		1-0-0						
1-0-0		0-0-0		1-0-0		NEUTRAL		0-0-0		0-0-0		0-0-0						
8-0-4		1-0-2		2-0-0		NON-CONFERENCE		1-0-2		0-0-0		4-0-0						
4-0-1		0-0-1		1-0-0		HOME		0-0-0		0-0-0		3-0-0						
3-0-3		1-0-1		0-0-		AWAY		1-0-2		0-0-0		1-0-0						
1-0-0		0-0-0		1-0-0		NEUTRAL		0-0-0		0-0-0		0-0-0						
0-0-0		0-0-0		0-0-0		CONFERENCE		0-0-0		0-0-0		0-0-0						
0-0-0		0-0-0		0-0-0		HOME		0-0-0		0-0-0		0-0-0						
0-0-0		0-0-0		0-0-0		AWAY		0-0-0		0-0-0		0-0-0						
0-0-0		0-0-0		0-0-0		NEUTRAL		0-0-0		0-0-0		0-0-0						
RPI	S	Opponent		Score		RPI	S	Opponent		Score		RPI	S	Opponent		Score		
1	H	UCLA		1	1	40	N	Illinois		4	2	70	A	Cal Poly		1	1	
18	A	LSU		1	1	49	H	Michigan		3	0	76	A	Fresno St.		1	1	
23	A	California		2	1							81	A	Cal St. Fullerton		2	1	

Non-Div. I Games:

Pepperdine

Average RPI Win:	98	WON-LOST	WINNING	LAST 10	STRENGTH OF	OPP. STRENGTH	TEAM	ADJ	CONF.	ADJ CONF.				
Average RPI Loss:	17	RECORD	PCT. RANK	GAMES	SCHEDULE	OF SCHEDULE	RPI	RPI	RPI	RPI				
DIV. I ONLY		9-4-0	.69231	54	6-3-0	4	17	12	.66147	13	1	1		
DIV. I NON-CONF.		7-1-0	.875	14	4-0-0	22	63	6	.67863	6	1	1		
<hr/>														
TOTALS	RPI 1-25	RPI 26-50		W-L RECORDS		RPI 51-100		RPI 101-150		RPI 150+				
9-4-0	2-3-0	2-0-0		OVERALL		1-1-0		1-0-0		3-0-0				
5-1-0	1-1-0	1-0-0		HOME		1-0-0		0-0-0		2-0-0				
4-3-0	1-2-0	1-0-0		AWAY		0-1-0		1-0-0		1-0-0				
0-0-0	0-0-0	0-0-0		NEUTRAL		0-0-0		0-0-0		0-0-0				
7-1-0	2-0-0	1-0-0		NON-CONFERENCE		1-1-0		0-0-0		3-0-0				
4-0-0	1-0-0	0-0-0		HOME		1-0-0		0-0-0		2-0-0				
3-1-0	1-0-0	1-0-		AWAY		0-1-0		0-0-0		1-0-0				
0-0-0	0-0-0	0-0-0		NEUTRAL		0-0-0		0-0-0		0-0-0				
2-3-0	0-3-0	1-0-0		CONFERENCE		0-0-0		1-0-0		0-0-0				
1-1-0	0-1-0	1-0-0		HOME		0-0-0		0-0-0		0-0-0				
1-2-0	0-2-0	0-0-0		AWAY		0-0-0		1-0-0		0-0-0				
0-0-0	0-0-0	0-0-0		NEUTRAL		0-0-0		0-0-0		0-0-0				
RPI	S	Opponent	Score		RPI	S	Opponent	Score		RPI	S	Opponent	Score	
2	A	Florida	3	2	27	H	North Carolina St.	2	0	51	A	Portland	1	2
3	A	Wake Forest	0	2	42	A	Oregon St.	1	0	89	H	New Mexico	1	0
4	A	Duke	1	2										
11	H	North Carolina	0	2										
22	H	Marquette	3	1										

Non-Div. I Games:

Florida St.

Average RPI Win: 107		WON-LOST	WINNING		LAST 10	STRENGTH OF		OPP. STRENGTH	TEAM	ADJ	CONF.	ADJ CONF.
Average RPI Loss: 0		RECORD	PCT. RANK		GAMES	SCHEDULE		OF SCHEDULE	RPI	RPI	RPI	RPI
DIV. I ONLY		14-0-0	1	1	10-0-0	145		14	14	.65525	14	3
DIV. I NON-CONF.		10-0-0	1	1	7-0-0	174		16	21	.63896	19	3
TOTALS		RPI 1-25	RPI 26-50		W-L RECORDS	RPI 51-100		RPI 101-150		RPI 150+		
14-0-0	0-0-0		1-0-0		OVERALL	5-0-0		5-0-0		3-0-0		
9-0-0	0-0-0		1-0-0		HOME	4-0-0		2-0-0		2-0-0		
4-0-0	0-0-0		0-0-0		AWAY	0-0-0		3-0-0		1-0-0		
1-0-0	0-0-0		0-0-0		NEUTRAL	1-0-0		0-0-0		0-0-0		
10-0-0	0-0-0		0-0-0		NON-CONFERENCE	4-0-0		3-0-0		3-0-0		
6-0-0	0-0-0		0-0-0		HOME	3-0-0		1-0-0		2-0-0		
3-0-0	0-0-0		0-0-		AWAY	0-0-0		2-0-0		1-0-0		
1-0-0	0-0-0		0-0-0		NEUTRAL	1-0-0		0-0-0		0-0-0		
4-0-0	0-0-0		1-0-0		CONFERENCE	1-0-0		2-0-0		0-0-0		
3-0-0	0-0-0		1-0-0		HOME	1-0-0		1-0-0		0-0-0		
1-0-0	0-0-0		0-0-0		AWAY	0-0-0		1-0-0		0-0-0		
0-0-0	0-0-0		0-0-0		NEUTRAL	0-0-0		0-0-0		0-0-0		
RPI S	Opponent	Score	RPI S	Opponent	Score	RPI S	Opponent	Score	RPI S	Opponent	Score	
			37 H	Kansas	5 1	56 N	San Diego	2 1	106 A	Oklahoma	3 0	
						62 H	Missouri	2 0	106 H	Oklahoma	1 0	
						65 H	BYU	2 1	117 A	Arkansas	4 0	
						79 H	Utah St.	3 0	127 H	UALR	7 0	
						86 H	TCU	1 0	131 A	Southern California	1 0	
									153 A	Creighton	1 0	
									183 H	Oral Roberts	1 0	
									184 H	UAB	4 1	
LAST 10 GAMES												
			106 A	Oklahoma	3 0	56 N	San Diego	2 1				
			62 H	Missouri	2 0	131 A	Southern California	1 0				
			37 H	Kansas	5 1	127 H	UALR	7 0				
			79 H	Utah St.	3 0	153 A	Creighton	1 0				
			65 H	BYU	2 1	183 H	Oral Roberts	1 0				

Non-Div. I Games:

Oklahoma St.

Average RPI Win:	89	WON-LOST	WINNING	LAST 10	STRENGTH OF	OPP. STRENGTH	TEAM	ADJ	CONF.	ADJ CONF.	
Average RPI Loss:	96	RECORD	PCT. RANK	GAMES	SCHEDULE	OF SCHEDULE	RPI	RPI	RPI	RPI	
DIV. I ONLY	9-2-1	.79167	20	7-1-1	27	24	15	.6486	15	2	2
DIV. I NON-CONF.	6-1-1	.8125	29	4-0-1	23	51	13	.65809	13	2	2
<hr/>											
TOTALS	RPI 1-25	RPI 26-50		W-L RECORDS		RPI 51-100		RPI 101-150		RPI 150+	
9-2-1	2-1-0	2-0-0		OVERALL		2-0-0		1-0-0		2-1-1	
6-1-0	2-1-0	1-0-0		HOME		1-0-0		0-0-0		2-0-0	
3-1-0	0-0-0	1-0-0		AWAY		1-0-0		1-0-0		0-1-0	
0-0-1	0-0-0	0-0-0		NEUTRAL		0-0-0		0-0-0		0-0-1	
<hr/>											
6-1-1	1-1-0	1-0-0		NON-CONFERENCE		1-0-0		1-0-0		2-0-1	
4-1-0	1-1-0	0-0-0		HOME		1-0-0		0-0-0		2-0-0	
2-0-0	0-0-0	1-0-		AWAY		0-0-0		1-0-0		0-0-0	
0-0-1	0-0-0	0-0-0		NEUTRAL		0-0-0		0-0-0		0-0-1	
<hr/>											
3-1-0	1-0-0	1-0-0		CONFERENCE		1-0-0		0-0-0		0-1-0	
2-0-0	1-0-0	1-0-0		HOME		0-0-0		0-0-0		0-0-0	
1-1-0	0-0-0	0-0-0		AWAY		1-0-0		0-0-0		0-1-0	
0-0-0	0-0-0	0-0-0		NEUTRAL		0-0-0		0-0-0		0-0-0	
<hr/>											
RPI S	Opponent	Score		RPI S	Opponent	Score		RPI S	Opponent	Score	
3 H	Wake Forest	1	4	45 A	Denver	2	1	91 H	Wright St.	1	0
4 H	Duke	1	0	50 H	Vanderbilt	3	0	96 A	Ole Miss	3	2
10 H	Kentucky	4	1								

Non-Div. I Games:

Auburn

UCF

Average RPI Win:	81	WON-LOST	WINNING	LAST 10	STRENGTH OF	OPP. STRENGTH	TEAM	ADJ	CONF.	ADJ CONF.					
Average RPI Loss:	42	RECORD	PCT. RANK	GAMES	SCHEDULE	OF SCHEDULE	RPI	RPI	RPI	RPI					
DIV. I ONLY		7-2-3	.70833	47	6-1-2	9	89	16	.64491	16	8	8			
DIV. I NON-CONF.		5-1-2	.75	40	4-0-1	8	58	11	.66346	11	8	8			
<hr/>															
TOTALS	RPI 1-25	RPI 26-50		W-L RECORDS		RPI 51-100		RPI 101-150		RPI 150+					
7-2-3	1-1-0	1-0-0		OVERALL		3-1-1		2-0-2		0-0-0					
3-1-2	0-1-0	0-0-0		HOME		1-0-1		2-0-1		0-0-0					
2-1-1	0-0-0	0-0-0		AWAY		2-1-0		0-0-1		0-0-0					
2-0-0	1-0-0	1-0-0		NEUTRAL		0-0-0		0-0-0		0-0-0					
<hr/>															
5-1-2	1-1-0	1-0-0		NON-CONFERENCE		1-0-1		2-0-1		0-0-0					
2-1-1	0-1-0	0-0-0		HOME		0-0-1		2-0-0		0-0-0					
1-0-1	0-0-0	0-0-		AWAY		1-0-0		0-0-1		0-0-0					
2-0-0	1-0-0	1-0-0		NEUTRAL		0-0-0		0-0-0		0-0-0					
<hr/>															
2-1-1	0-0-0	0-0-0		CONFERENCE		2-1-0		0-0-1		0-0-0					
1-0-1	0-0-0	0-0-0		HOME		1-0-0		0-0-1		0-0-0					
1-1-0	0-0-0	0-0-0		AWAY		1-1-0		0-0-0		0-0-0					
0-0-0	0-0-0	0-0-0		NEUTRAL		0-0-0		0-0-0		0-0-0					
<hr/>															
RPI S	Opponent	Score		RPI S	Opponent	Score		RPI S	Opponent	Score					
3 H	Wake Forest	0	1	39 N	Washington St.	2	0	56 A	San Diego	1	0	105 H	Colorado Col.	1	1
21 N	Penn St.	2	1					80 A	SMU	0	1	112 A	San Diego St.	4	4
								82 A	Tulsa	2	1	134 H	Jacksonville	2	1
								90 H	Fla. Gulf Coast	0	0	138 H	South Fla.	5	1
								100 H	UTEP	4	1				
<hr/>															
LAST 10 GAMES															
				105 H	Colorado Col.	1	1	134 H	Jacksonville	2	1				
				100 H	UTEP	4	1	39 N	Washington St.	2	0				
				82 A	Tulsa	2	1	21 N	Penn St.	2	1				
				80 A	SMU	0	1	56 A	San Diego	1	0				
				90 H	Fla. Gulf Coast	0	0	112 A	San Diego St.	4	4				

Non-Div. I Games:

UCF

Average RPI Win:	117	WON-LOST RECORD	WINNING PCT. RANK	LAST 10 GAMES	STRENGTH OF SCHEDULE	OPP. STRENGTH OF SCHEDULE	TEAM RPI	ADJ RPI	CONF. RPI	ADJ CONF. RPI
Average RPI Loss:	28									
DIV. I ONLY		9-5-0	.64286 79	3-2-0	10	56	20	.63367 19	3	3
DIV. I NON-CONF.		6-4-0	.6 118	1-1-0	15	61	31	.6129 32	3	3
<hr/>										
TOTALS	RPI 1-25	RPI 26-50		W-L RECORDS	RPI 51-100		RPI 101-150		RPI 150+	
9-5-0	1-2-0	2-2-0		OVERALL	2-1-0		0-0-0		4-0-0	
7-1-0	0-0-0	1-1-0		HOME	2-0-0		0-0-0		4-0-0	
1-3-0	0-1-0	1-1-0		AWAY	0-1-0		0-0-0		0-0-0	
1-1-0	1-1-0	0-0-0		NEUTRAL	0-0-0		0-0-0		0-0-0	
<hr/>										
6-4-0	1-2-0	0-2-0		NON-CONFERENCE	1-0-0		0-0-0		4-0-0	
5-1-0	0-0-0	0-1-0		HOME	1-0-0		0-0-0		4-0-0	
0-2-0	0-1-0	0-0-		AWAY	0-0-0		0-0-0		0-0-0	
1-1-0	1-1-0	0-0-0		NEUTRAL	0-0-0		0-0-0		0-0-0	
<hr/>										
3-1-0	0-0-0	2-0-0		CONFERENCE	1-1-0		0-0-0		0-0-0	
2-0-0	0-0-0	1-0-0		HOME	1-0-0		0-0-0		0-0-0	
1-1-0	0-0-0	1-0-0		AWAY	0-1-0		0-0-0		0-0-0	
0-0-0	0-0-0	0-0-0		NEUTRAL	0-0-0		0-0-0		0-0-0	
<hr/>										
RPI S	Opponent	Score		RPI S	Opponent	Score		RPI S	Opponent	Score
2 N	Florida	2	3	28 A	Tennessee	0	1	62 A	Missouri	0 1
4 A	Duke	2	7	35 H	Baylor	2	1	76 H	Fresno St.	4 2
11 N	North Carolina	4	3	37 A	Kansas	3	0	93 H	Iowa St.	3 1
				44 H	UC Irvine	0	1			

Non-Div. I Games:

Texas A&M

Average RPI Win:		129	WON-LOST RECORD		WINNING PCT. RANK		LAST 10 GAMES		STRENGTH OF SCHEDULE		OPP. STRENGTH OF SCHEDULE		TEAM RPI		ADJ RPI		CONF. RPI		ADJ CONF. RPI	
DIV. I ONLY			7-4-1		.625 85		5-3-1		8		18		18		.63211 20		1		1	
DIV. I NON-CONF.			6-1-0		.85714 23		4-0-0		33		69		12		.65727 14		1		1	
TOTALS		RPI 1-25		RPI 26-50		W-L RECORDS		RPI 51-100		RPI 101-150		RPI 150+								
7-4-1		0-4-0		0-0-1		OVERALL		3-0-0		1-0-0		3-0-0								
3-2-1		0-2-0		0-0-1		HOME		0-0-0		1-0-0		2-0-0								
4-2-0		0-2-0		0-0-0		AWAY		3-0-0		0-0-0		1-0-0								
0-0-0		0-0-0		0-0-0		NEUTRAL		0-0-0		0-0-0		0-0-0								
6-1-0		0-1-0		0-0-0		NON-CONFERENCE		3-0-0		0-0-0		3-0-0								
2-1-0		0-1-0		0-0-0		HOME		0-0-0		0-0-0		2-0-0								
4-0-0		0-0-0		0-0-		AWAY		3-0-0		0-0-0		1-0-0								
0-0-0		0-0-0		0-0-0		NEUTRAL		0-0-0		0-0-0		0-0-0								
1-3-1		0-3-0		0-0-1		CONFERENCE		0-0-0		1-0-0		0-0-0								
1-1-1		0-1-0		0-0-1		HOME		0-0-0		1-0-0		0-0-0								
0-2-0		0-2-0		0-0-0		AWAY		0-0-0		0-0-0		0-0-0								
0-0-0		0-0-0		0-0-0		NEUTRAL		0-0-0		0-0-0		0-0-0								
RPI	S	Opponent		Score		RPI	S	Opponent		Score		RPI	S	Opponent		Score				
2	H	Florida		0	2	27	H	North Carolina St.		1	1	65	A	BYU		1	0			
3	A	Wake Forest		1	4							90	A	Fla. Gulf Coast		2	1			
4	A	Duke		0	3							99	A	Navy		2	1			
11	H	North Carolina		1	4															
LAST 10 GAMES																				
11 H North Carolina						1	4	116 H Clemson						3	2					
27 H North Carolina St.						1	1	90 A Fla. Gulf Coast						2	1					
3 A Wake Forest						1	4	179 H Duquesne						3	0					
4 A Duke						0	3	196 A Utah Valley						4	1					
99 A Navy						2	1	65 A BYU						1	0					

Non-Div. I Games:

Miami (FL)

Average RPI Win:	116	WON-LOST	WINNING	LAST 10	STRENGTH OF	OPP. STRENGTH	TEAM	ADJ	CONF.	ADJ CONF.	
Average RPI Loss:	17	RECORD	PCT. RANK	GAMES	SCHEDULE	OF SCHEDULE	RPI	RPI	RPI	RPI	
DIV. I ONLY	11-3-0	.78571	24	8-2-0	86	6	24	.63165	21	5	5
DIV. I NON-CONF.	7-2-0	.77778	36	4-1-0	59	6	25	.63574	23	5	5
<hr/>											
TOTALS	RPI 1-25	RPI 26-50		W-L RECORDS		RPI 51-100		RPI 101-150		RPI 150+	
11-3-0	1-2-0	4-1-0		OVERALL		2-0-0		0-0-0		4-0-0	
5-0-0	0-0-0	3-0-0		HOME		1-0-0		0-0-0		1-0-0	
4-2-0	1-1-0	0-1-0		AWAY		1-0-0		0-0-0		2-0-0	
2-1-0	0-1-0	1-0-0		NEUTRAL		0-0-0		0-0-0		1-0-0	
<hr/>											
7-2-0	1-2-0	2-0-0		NON-CONFERENCE		1-0-0		0-0-0		3-0-0	
2-0-0	0-0-0	1-0-0		HOME		1-0-0		0-0-0		0-0-0	
3-1-0	1-1-0	0-0-		AWAY		0-0-0		0-0-0		2-0-0	
2-1-0	0-1-0	1-0-0		NEUTRAL		0-0-0		0-0-0		1-0-0	
<hr/>											
4-1-0	0-0-0	2-1-0		CONFERENCE		1-0-0		0-0-0		1-0-0	
3-0-0	0-0-0	2-0-0		HOME		0-0-0		0-0-0		1-0-0	
1-1-0	0-0-0	0-1-0		AWAY		1-0-0		0-0-0		0-0-0	
0-0-0	0-0-0	0-0-0		NEUTRAL		0-0-0		0-0-0		0-0-0	
<hr/>											
RPI S	Opponent	Score		RPI S	Opponent	Score		RPI S	Opponent	Score	
5 A	Stanford	0	4	26 H	Ohio St.	3	1	67 H	Richmond	3	0
6 A	Virginia	3	2	27 N	North Carolina St.	3	1	85 A	Minnesota	1	0
16 N	UCF	1	2	30 A	Wisconsin	0	1				
				33 H	West Virginia	5	0				
				40 H	Illinois	1	0				
<hr/>											
LAST 10 GAMES											
				85 A	Minnesota	1	0	30 A	Wisconsin	0	1
				26 H	Ohio St.	3	1	6 A	Virginia	3	2
				40 H	Illinois	1	0	16 N	UCF	1	2
				216 H	Northwestern	4	0	225 A	Pittsburgh	3	0
				259 A	Bucknell	4	0	27 N	North Carolina St.	3	1

Non-Div. I Games:

Penn St.

Average RPI Win:	127	WON-LOST RECORD	WINNING PCT. RANK	LAST 10 GAMES	STRENGTH OF SCHEDULE	OPP. STRENGTH OF SCHEDULE	TEAM RPI	ADJ RPI	CONF. RPI	ADJ CONF. RPI							
DIV. I ONLY		12-2-0	.85714	12	8-1-0	107	21	23	.62892	22	7	7					
DIV. I NON-CONF.		7-1-0	.875	14	3-0-0	61	27	17	.64868	17	7	7					
<hr/>																	
TOTALS		RPI 1-25		RPI 26-50		W-L RECORDS		RPI 51-100		RPI 101-150		RPI 150+					
12-2-0		1-1-0		2-1-0		OVERALL		1-0-0		4-0-0		4-0-0					
8-0-0		0-0-0		2-0-0		HOME		0-0-0		2-0-0		4-0-0					
4-2-0		1-1-0		0-1-0		AWAY		1-0-0		2-0-0		0-0-0					
0-0-0		0-0-0		0-0-0		NEUTRAL		0-0-0		0-0-0		0-0-0					
7-1-0		1-1-0		1-0-0		NON-CONFERENCE		0-0-0		3-0-0		2-0-0					
5-0-0		0-0-0		1-0-0		HOME		0-0-0		2-0-0		2-0-0					
2-1-0		1-1-0		0-0-		AWAY		0-0-0		1-0-0		0-0-0					
0-0-0		0-0-0		0-0-0		NEUTRAL		0-0-0		0-0-0		0-0-0					
5-1-0		0-0-0		1-1-0		CONFERENCE		1-0-0		1-0-0		2-0-0					
3-0-0		0-0-0		1-0-0		HOME		0-0-0		0-0-0		2-0-0					
2-1-0		0-0-0		0-1-0		AWAY		1-0-0		1-0-0		0-0-0					
0-0-0		0-0-0		0-0-0		NEUTRAL		0-0-0		0-0-0		0-0-0					
RPI	S	Opponent		Score		RPI	S	Opponent		Score		RPI	S	Opponent		Score	
9	A	Milwaukee		1	0	32	H	Notre Dame		3	2	73	A	Louisville		1	0
13	A	Florida St.		1	3	33	A	West Virginia		1	3			103 H Western Mich.		1	0
						43	H	Long Beach St.		2	1			118 A Indiana		2	1
														130 H Saint Louis		5	0
														143 A Cincinnati		4	0
														158 H DePaul		2	1
														216 H Northwestern		1	0
														225 H Pittsburgh		3	0
														273 H North Dakota		9	0
																	</

Non-Div. I Games:

Marquette

Average RPI Win: 125		WON-LOST	WINNING	LAST 10	STRENGTH OF	OPP. STRENGTH	TEAM	ADJ	CONF.	ADJ CONF.				
Average RPI Loss: 25		RECORD	PCT. RANK	GAMES	SCHEDULE	OF SCHEDULE	RPI	RPI	RPI	RPI				
DIV. I ONLY		8-3-1	.70833	47	6-2-1	20	79	21	.62661	23	4	4		
DIV. I NON-CONF.		7-2-0	.77778	36	5-1-0	11	112	14	.65456	15	4	4		
<hr/>														
TOTALS		RPI 1-25	RPI 26-50		W-L RECORDS		RPI 51-100		RPI 101-150		RPI 150+			
8-3-1		0-2-0	2-1-1		OVERALL		0-0-0		4-0-0		2-0-0			
4-1-0		0-1-0	1-0-0		HOME		0-0-0		3-0-0		0-0-0			
3-2-1		0-1-0	1-1-1		AWAY		0-0-0		0-0-0		2-0-0			
1-0-0		0-0-0	0-0-0		NEUTRAL		0-0-0		1-0-0		0-0-0			
7-2-0		0-2-0	2-0-0		NON-CONFERENCE		0-0-0		3-0-0		2-0-0			
3-1-0		0-1-0	1-0-0		HOME		0-0-0		2-0-0		0-0-0			
3-1-0		0-1-0	1-0-		AWAY		0-0-0		0-0-0		2-0-0			
1-0-0		0-0-0	0-0-0		NEUTRAL		0-0-0		1-0-0		0-0-0			
1-1-1		0-0-0	0-1-1		CONFERENCE		0-0-0		1-0-0		0-0-0			
1-0-0		0-0-0	0-0-0		HOME		0-0-0		1-0-0		0-0-0			
0-1-1		0-0-0	0-1-1		AWAY		0-0-0		0-0-0		0-0-0			
0-0-0		0-0-0	0-0-0		NEUTRAL		0-0-0		0-0-0		0-0-0			
RPI	S	Opponent	Score		RPI	S	Opponent	Score		RPI	S	Opponent	Score	
12	H	Pepperdine	1	2	39	A	Washington St.	0	2	112	H	San Diego St.	2	1
25	A	Santa Clara	0	3	43	A	Long Beach St.	2	0	119	H	Arizona St.	1	0
					45	H	Denver	4	2	132	H	Kent St.	5	1
					47	A	Washington	1	1	133	N	North Dakota St.	7	0
										181	A	Hawaii	3	0
										236	A	San Francisco	6	1
<hr/>														
LAST 10 GAMES														
					39	A	Washington St.	0	2	43	A	Long Beach St.	2	0
					47	A	Washington	1	1	45	H	Denver	4	2
					25	A	Santa Clara	0	3	132	H	Kent St.	5	1
					119	H	Arizona St.	1	0	181	A	Hawaii	3	0
					236	A	San Francisco	6	1	133	N	North Dakota St.	7	0

Non-Div. I Games:

California

Average RPI Win: 123		WON-LOST RECORD		WINNING PCT. RANK		LAST 10 GAMES		STRENGTH OF SCHEDULE		OPP. STRENGTH OF SCHEDULE		TEAM RPI		ADJ RPI		CONF. RPI		ADJ CONF. RPI	
Average RPI Loss: 44																			
DIV. I ONLY		8-3-1		.70833 47		7-2-1		17		83		22		.62645 24		8		8	
DIV. I NON-CONF.		5-2-1		.6875 69		4-1-1		38		68		33		.61209 33		8		8	
TOTALS		RPI 1-25		RPI 26-50		W-L RECORDS		RPI 51-100		RPI 101-150		RPI 150+							
8-3-1		1-1-0		0-1-0		OVERALL		4-1-1		0-0-0		3-0-0							
5-1-0		1-1-0		0-0-0		HOME		1-0-0		0-0-0		3-0-0							
3-2-1		0-0-0		0-1-0		AWAY		3-1-1		0-0-0		0-0-0							
0-0-0		0-0-0		0-0-0		NEUTRAL		0-0-0		0-0-0		0-0-0							
5-2-1		1-0-0		0-1-0		NON-CONFERENCE		2-1-1		0-0-0		2-0-0							
4-0-0		1-0-0		0-0-0		HOME		1-0-0		0-0-0		2-0-0							
1-2-1		0-0-0		0-0-		AWAY		1-1-1		0-0-0		0-0-0							
0-0-0		0-0-0		0-0-0		NEUTRAL		0-0-0		0-0-0		0-0-0							
3-1-0		0-1-0		0-0-0		CONFERENCE		2-0-0		0-0-0		1-0-0							
1-1-0		0-1-0		0-0-0		HOME		0-0-0		0-0-0		1-0-0							
2-0-0		0-0-0		0-0-0		AWAY		2-0-0		0-0-0		0-0-0							
0-0-0		0-0-0		0-0-0		NEUTRAL		0-0-0		0-0-0		0-0-0							
RPI S	Opponent	Score		RPI S	Opponent	Score		RPI S	Opponent	Score		RPI S	Opponent	Score					
8 H	Memphis	0 1		46 A	Texas Tech	0 1		61 H	Western Ky.	3 2		184 H	UAB	4 0					
18 H	LSU	1 0						65 A	BYU	0 0		217 H	McNeese St.	3 0					
								79 A	Utah St.	0 1		255 H	Sam Houston St.	4 1					
								80 A	SMU	1 0									
								82 A	Tulsa	2 0									
								86 A	TCU	1 0									
LAST 10 GAMES																			
				82 A	Tulsa	2 0		65 A	BYU	0 0									
				80 A	SMU	1 0		79 A	Utah St.	0 1									
				8 H	Memphis	0 1		255 H	Sam Houston St.	4 1									
				184 H	UAB	4 0		18 H	LSU	1 0									
				61 H	Western Ky.	3 2		86 A	TCU	1 0									

Non-Div. I Games:

Rice

Average RPI Win:		137	WON-LOST		WINNING		LAST 10		STRENGTH OF		OPP. STRENGTH		TEAM	ADJ		CONF.	ADJ CONF.	
Average RPI Loss:		5	RECORD		PCT. RANK		GAMES		SCHEDULE		OF SCHEDULE		RPI	RPI		RPI	RPI	
DIV. I ONLY			7-1-4		.75	31	4-1-4		62		28		25	.62411		25	6	6
DIV. I NON-CONF.			7-1-4		.75	40	4-1-4		57		25		30	.62411		28	6	6
TOTALS		RPI 1-25		RPI 26-50			W-L RECORDS			RPI 51-100			RPI 101-150			RPI 150+		
7-1-4		1-1-0		1-0-3			OVERALL			1-0-1			1-0-0			3-0-0		
4-1-1		1-1-0		1-0-1			HOME			0-0-0			1-0-0			1-0-0		
3-0-1		0-0-0		0-0-0			AWAY			1-0-1			0-0-0			2-0-0		
0-0-2		0-0-0		0-0-2			NEUTRAL			0-0-0			0-0-0			0-0-0		
7-1-4		1-1-0		1-0-3			NON-CONFERENCE			1-0-1			1-0-0			3-0-0		
4-1-1		1-1-0		1-0-1			HOME			0-0-0			1-0-0			1-0-0		
3-0-1		0-0-0		0-0-			AWAY			1-0-1			0-0-0			2-0-0		
0-0-2		0-0-0		0-0-2			NEUTRAL			0-0-0			0-0-0			0-0-0		
0-0-0		0-0-0		0-0-0			CONFERENCE			0-0-0			0-0-0			0-0-0		
0-0-0		0-0-0		0-0-0			HOME			0-0-0			0-0-0			0-0-0		
0-0-0		0-0-0		0-0-0			AWAY			0-0-0			0-0-0			0-0-0		
0-0-0		0-0-0		0-0-0			NEUTRAL			0-0-0			0-0-0			0-0-0		
RPI	S	Opponent		Score		RPI	S	Opponent		Score		RPI	S	Opponent		Score		
5	H	Stanford		0	2	32	H	Notre Dame		1	1	70	A	Cal Poly		3	0	
23	H	California		3	0	39	H	Washington St.		1	0	72	A	Oregon		0	0	
						42	N	Oregon St.		1	1							
						44	N	UC Irvine		1	1							
LAST 10 GAMES																		
						112	H	San Diego St.		5	0	32	H	Notre Dame		1	1	
						295	H	Nevada		3	0	44	N	UC Irvine		1	1	
						23	H	California		3	0	72	A	Oregon		0	0	
						39	H	Washington St.		1	0	42	N	Oregon St.		1	1	
						5	H	Stanford		0	2	70	A	Cal Poly		3	0	

Non-Div. I Games:

Santa Clara

Average RPI Win:	111	WON-LOST RECORD	WINNING PCT. RANK	LAST 10 GAMES	STRENGTH OF SCHEDULE	OPP. STRENGTH OF SCHEDULE	TEAM RPI	ADJ RPI	CONF. RPI	ADJ CONF. RPI	
Average RPI Loss:	28										
DIV. I ONLY	8-4-1	.65385	69	6-3-1	19	41	27	.6207	26	5	5
DIV. I NON-CONF.	5-3-0	.625	94	3-2-0	6	93	23	.63337	24	5	5
<hr/>											
TOTALS	RPI 1-25	RPI 26-50		W-L RECORDS	RPI 51-100		RPI 101-150		RPI 150+		
8-4-1	0-3-0	3-0-0		OVERALL	2-1-1		0-0-0		3-0-0		
6-2-0	0-2-0	1-0-0		HOME	2-0-0		0-0-0		3-0-0		
2-2-1	0-1-0	2-0-0		AWAY	0-1-1		0-0-0		0-0-0		
0-0-0	0-0-0	0-0-0		NEUTRAL	0-0-0		0-0-0		0-0-0		
<hr/>											
5-3-0	0-2-0	1-0-0		NON-CONFERENCE	2-1-0		0-0-0		2-0-0		
4-2-0	0-2-0	0-0-0		HOME	2-0-0		0-0-0		2-0-0		
1-1-0	0-0-0	1-0-		AWAY	0-1-0		0-0-0		0-0-0		
0-0-0	0-0-0	0-0-0		NEUTRAL	0-0-0		0-0-0		0-0-0		
<hr/>											
3-1-1	0-1-0	2-0-0		CONFERENCE	0-0-1		0-0-0		1-0-0		
2-0-0	0-0-0	1-0-0		HOME	0-0-0		0-0-0		1-0-0		
1-1-1	0-1-0	1-0-0		AWAY	0-0-1		0-0-0		0-0-0		
0-0-0	0-0-0	0-0-0		NEUTRAL	0-0-0		0-0-0		0-0-0		
<hr/>											
RPI S	Opponent	Score		RPI S	Opponent	Score		RPI S	Opponent	Score	
11 H	North Carolina	0	3	30 A	Wisconsin	1	0	62 A	Missouri	0	1
17 H	Dayton	0	1	33 A	West Virginia	2	0	85 A	Minnesota	1	1
21 A	Penn St.	1	3	40 H	Illinois	2	1	91 H	Wright St.	2	1
								97 H	Xavier	1	0
				LAST 10 GAMES							
				30 A	Wisconsin	1	0	17 H	Dayton	0	1
				21 A	Penn St.	1	3	187 H	Ohio	1	0
				216 H	Northwestern	2	0	11 H	North Carolina	0	3
				40 H	Illinois	2	1	33 A	West Virginia	2	0
				85 A	Minnesota	1	1	91 H	Wright St.	2	1

Non-Div. I Games:

Ohio St.

Average RPI Win:	152	WON-LOST RECORD	WINNING PCT. RANK	LAST 10 GAMES	STRENGTH OF SCHEDULE	OPP. STRENGTH OF SCHEDULE	TEAM RPI	ADJ RPI	CONF. RPI	ADJ CONF. RPI		
DIV. I ONLY		8-4-2	.64286	79	4-4-2	14	54	26	.61924	27	1	1
DIV. I NON-CONF.		8-1-0	.88889	9	4-1-0	58	144	19	.63756	21	1	1
<hr/>												
TOTALS	RPI 1-25	RPI 26-50		W-L RECORDS		RPI 51-100		RPI 101-150		RPI 150+		
8-4-2	1-4-1	0-0-1		OVERALL		1-0-0		2-0-0		4-0-0		
6-1-0	1-1-0	0-0-0		HOME		1-0-0		1-0-0		3-0-0		
1-2-2	0-2-1	0-0-1		AWAY		0-0-0		0-0-0		1-0-0		
1-1-0	0-1-0	0-0-0		NEUTRAL		0-0-0		1-0-0		0-0-0		
8-1-0	1-1-0	0-0-0		NON-CONFERENCE		1-0-0		2-0-0		4-0-0		
6-0-0	1-0-0	0-0-0		HOME		1-0-0		1-0-0		3-0-0		
1-0-0	0-0-0	0-0-		AWAY		0-0-0		0-0-0		1-0-0		
1-1-0	0-1-0	0-0-0		NEUTRAL		0-0-0		1-0-0		0-0-0		
0-3-2	0-3-1	0-0-1		CONFERENCE		0-0-0		0-0-0		0-0-0		
0-1-0	0-1-0	0-0-0		HOME		0-0-0		0-0-0		0-0-0		
0-2-2	0-2-1	0-0-1		AWAY		0-0-0		0-0-0		0-0-0		
0-0-0	0-0-0	0-0-0		NEUTRAL		0-0-0		0-0-0		0-0-0		
RPI	S	Opponent	Score	RPI	S	Opponent	Score	RPI	S	Opponent	Score	
3	H	Wake Forest	1 2	29	A	Maryland	0 0	99	H	Navy	1 0	
11	A	North Carolina	1 5					105	N	Colorado Col.	4 1	
13	A	Florida St.	0 2					140	H	Old Dominion	4 1	
18	H	LSU	1 0					191	H	North Florida	3 0	
20	A	Miami (FL)	1 1					195	H	VCU	1 0	
21	N	Penn St.	1 3					228	H	Towson	3 1	
								242	A	High Point	1 0	
<hr/>												
LAST 10 GAMES												
13	A	Florida St.	0 2	11	A	North Carolina	1 5					
20	A	Miami (FL)	1 1	191	H	North Florida	3 0					
29	A	Maryland	0 0	242	A	High Point	1 0					
3	H	Wake Forest	1 2	105	N	Colorado Col.	4 1					
228	H	Towson	3 1	21	N	Penn St.	1 3					

Non-Div. I Games:

North Carolina St.

Average RPI Win:	113	WON-LOST RECORD	WINNING PCT. RANK	LAST 10 GAMES	STRENGTH OF SCHEDULE	OPP. STRENGTH OF SCHEDULE	TEAM RPI	ADJ RPI	CONF. RPI	ADJ CONF. RPI						
DIV. I ONLY		9-3-0	.75	31	7-3-0	88	5	29	.61706	28	2	2				
DIV. I NON-CONF.		7-1-0	.875	14	5-1-0	142	5	28	.6225	29	2	2				
<hr/>																
TOTALS	RPI 1-25	RPI 26-50		W-L RECORDS		RPI 51-100		RPI 101-150		RPI 150+						
9-3-0	2-2-0	1-0-0		OVERALL		0-1-0		3-0-0		3-0-0						
5-2-0	2-1-0	0-0-0		HOME		0-1-0		0-0-0		3-0-0						
4-1-0	0-1-0	1-0-0		AWAY		0-0-0		3-0-0		0-0-0						
0-0-0	0-0-0	0-0-0		NEUTRAL		0-0-0		0-0-0		0-0-0						
7-1-0	1-1-0	1-0-0		NON-CONFERENCE		0-0-0		2-0-0		3-0-0						
4-1-0	1-1-0	0-0-0		HOME		0-0-0		0-0-0		3-0-0						
3-0-0	0-0-0	1-0-		AWAY		0-0-0		2-0-0		0-0-0						
0-0-0	0-0-0	0-0-0		NEUTRAL		0-0-0		0-0-0		0-0-0						
2-2-0	1-1-0	0-0-0		CONFERENCE		0-1-0		1-0-0		0-0-0						
1-1-0	1-0-0	0-0-0		HOME		0-1-0		0-0-0		0-0-0						
1-1-0	0-1-0	0-0-0		AWAY		0-0-0		1-0-0		0-0-0						
0-0-0	0-0-0	0-0-0		NEUTRAL		0-0-0		0-0-0		0-0-0						
RPI	S	Opponent	Score		RPI	S	Opponent	Score		RPI	S	Opponent	Score			
1	H	UCLA	1	2	37	A	Kansas	2	1	54	H	South Carolina	1	2		
2	H	Florida	4	2								106	A	Oklahoma	3	1
18	A	LSU	0	2								108	A	UNC Greensboro	2	0
19	H	Texas A&M	1	0								117	A	Arkansas	4	0
												155	H	Middle Tenn.	2	0
												167	H	Charlotte	5	0
												304	H	Coastal Caro.	4	0
<hr/>																
LAST 10 GAMES																
		117	A	Arkansas	4	0		167	H	Charlotte	5	0				
		18	A	LSU	0	2		108	A	UNC Greensboro	2	0				
		2	H	Florida	4	2		155	H	Middle Tenn.	2	0				
		54	H	South Carolina	1	2		19	H	Texas A&M	1	0				
		304	H	Coastal Caro.	4	0		1	H	UCLA	1	2				

Non-Div. I Games:

Tennessee

Average RPI Win:		119	WON-LOST RECORD		WINNING PCT. RANK		LAST 10 GAMES		STRENGTH OF SCHEDULE		OPP. STRENGTH OF SCHEDULE		TEAM RPI		ADJ RPI		CONF. RPI		ADJ CONF. RPI				
DIV. I ONLY			7-4-2		.61538 91		5-3-2		16		27		30		.61456 30		5		5				
DIV. I NON-CONF.			5-3-0		.625 94		3-2-0		49		33		46		.5949 43		5		5				
TOTALS		RPI 1-25		RPI 26-50		W-L RECORDS		RPI 51-100		RPI 101-150		RPI 150+											
7-4-2		2-1-0		1-3-1		OVERALL		1-0-1		1-0-0		2-0-0											
3-2-1		1-0-0		1-2-0		HOME		0-0-1		0-0-0		1-0-0											
4-2-1		1-1-0		0-1-1		AWAY		1-0-0		1-0-0		1-0-0											
0-0-0		0-0-0		0-0-0		NEUTRAL		0-0-0		0-0-0		0-0-0											
5-3-0		1-1-0		1-2-0		NON-CONFERENCE		0-0-0		1-0-0		2-0-0											
2-1-0		0-0-0		1-1-0		HOME		0-0-0		0-0-0		1-0-0											
3-2-0		1-1-0		0-0-		AWAY		0-0-0		1-0-0		1-0-0											
0-0-0		0-0-0		0-0-0		NEUTRAL		0-0-0		0-0-0		0-0-0											
2-1-2		1-0-0		0-1-1		CONFERENCE		1-0-1		0-0-0		0-0-0											
1-1-1		1-0-0		0-1-0		HOME		0-0-1		0-0-0		0-0-0											
1-0-1		0-0-0		0-0-1		AWAY		1-0-0		0-0-0		0-0-0											
0-0-0		0-0-0		0-0-0		NEUTRAL		0-0-0		0-0-0		0-0-0											
RPI	S	Opponent		Score		RPI	S	Opponent		Score		RPI	S	Opponent		Score							
9	A	Milwaukee		1	2	26	H	Ohio St.		0	1	53	A	Michigan St.		2	1						
17	A	Dayton		3	1	32	A	Notre Dame		0	2	85	H	Minnesota		2	2	143	A	Cincinnati	2	1	
21	H	Penn St.		1	0	34	H	Central Mich.		1	2							263	H	Green Bay	1	0	
						47	H	Washington		2	1							289	A	Northern Ill.		2	0
						49	A	Michigan		0	0												
						LAST 10 GAMES																	
						26	H	Ohio St.		0	1	34	H	Central Mich.		1	2						
						85	H	Minnesota		2	2	9	A	Milwaukee		1	2						
						49	A	Michigan		0	0	289	A	Northern Ill.		2	0						
						53	A	Michigan St.		2	1	143	A	Cincinnati		2	1						
						21	H	Penn St.		1	0	17	A	Dayton		3	1						

Non-Div. I Games:

Wisconsin

Average RPI Win: 148		WON-LOST RECORD		WINNING PCT. RANK		LAST 10 GAMES		STRENGTH OF SCHEDULE		OPP. STRENGTH OF SCHEDULE		TEAM RPI		ADJ RPI		CONF. RPI		ADJ CONF. RPI					
DIV. I ONLY		10-2-1		.80769 17		8-2-0		100		62		32		.61108 31		21		21					
DIV. I NON-CONF.		7-2-1		.75 40		5-2-0		51		22		27		.62871 27		20		20					
TOTALS		RPI 1-25		RPI 26-50		W-L RECORDS		RPI 51-100		RPI 101-150		RPI 150+											
10-2-1		0-0-1		1-0-0		OVERALL		2-2-0		3-0-0		4-0-0											
6-0-0		0-0-0		0-0-0		HOME		1-0-0		3-0-0		2-0-0											
3-2-1		0-0-1		1-0-0		AWAY		0-2-0		0-0-0		2-0-0											
1-0-0		0-0-0		0-0-0		NEUTRAL		1-0-0		0-0-0		0-0-0											
7-2-1		0-0-1		1-0-0		NON-CONFERENCE		2-2-0		3-0-0		1-0-0											
5-0-0		0-0-0		0-0-0		HOME		1-0-0		3-0-0		1-0-0											
1-2-1		0-0-1		1-0-		AWAY		0-2-0		0-0-0		0-0-0											
1-0-0		0-0-0		0-0-0		NEUTRAL		1-0-0		0-0-0		0-0-0											
3-0-0		0-0-0		0-0-0		CONFERENCE		0-0-0		0-0-0		3-0-0											
1-0-0		0-0-0		0-0-0		HOME		0-0-0		0-0-0		1-0-0											
2-0-0		0-0-0		0-0-0		AWAY		0-0-0		0-0-0		2-0-0											
0-0-0		0-0-0		0-0-0		NEUTRAL		0-0-0		0-0-0		0-0-0											
RPI	S	Opponent		Score		RPI	S	Opponent		Score		RPI	S	Opponent		Score							
7	A	Boston College		1	1	47	A	Washington		1	0	51	N	Portland		2	0	104	H	Northeastern		2	0
												57	A	Massachusetts		0	1	135	H	Yale		3	1
												60	A	Connecticut		0	3	148	H	Loyola Maryland		3	0
												68	H	Harvard		3	0	189	H	Illinois St.		3	2
																		233	A	Maine		2	1
																		244	H	Vermont		5	0
																		265	A	Albany (NY)		2	0
						LAST 10 GAMES																	
						233	A	Maine		2	1	57	A	Massachusetts		0	1						
						244	H	Vermont		5	0	60	A	Connecticut		0	3						
						265	A	Albany (NY)		2	0	51	N	Portland		2	0						
						135	H	Yale		3	1	47	A	Washington		1	0						
						68	H	Harvard		3	0	148	H	Loyola Maryland		3	0						

Non-Div. I Games:

Boston U.

Average RPI Win:	102	WON-LOST RECORD		WINNING PCT. RANK		LAST 10 GAMES		STRENGTH OF SCHEDULE		OPP. STRENGTH OF SCHEDULE		TEAM RPI		ADJ RPI		CONF. RPI		ADJ CONF. RPI							
DIV. I ONLY		6-5-2		.53846	147	4-3-2		5		39		31		.61068	32	7		7							
DIV. I NON-CONF.		3-3-1		.5	148	1-1-1		1		10		16		.6495	16	7		7							
<hr/>																									
TOTALS		RPI 1-25		RPI 26-50		W-L RECORDS		RPI 51-100		RPI 101-150		RPI 150+													
6-5-2		0-4-1		1-0-0		OVERALL		2-1-0		2-0-1		1-0-0													
5-1-0		0-0-0		1-0-0		HOME		2-1-0		1-0-0		1-0-0													
1-3-2		0-3-1		0-0-0		AWAY		0-0-0		1-0-1		0-0-0													
0-1-0		0-1-0		0-0-0		NEUTRAL		0-0-0		0-0-0		0-0-0													
3-3-1		0-3-1		1-0-0		NON-CONFERENCE		1-0-0		1-0-0		0-0-0													
3-0-0		0-0-0		1-0-0		HOME		1-0-0		1-0-0		0-0-0													
0-2-1		0-2-1		0-0-		AWAY		0-0-0		0-0-0		0-0-0													
0-1-0		0-1-0		0-0-0		NEUTRAL		0-0-0		0-0-0		0-0-0													
3-2-1		0-1-0		0-0-0		CONFERENCE		1-1-0		1-0-1		1-0-0													
2-1-0		0-0-0		0-0-0		HOME		1-1-0		0-0-0		1-0-0													
1-1-1		0-1-0		0-0-0		AWAY		0-0-0		1-0-1		0-0-0													
0-0-0		0-0-0		0-0-0		NEUTRAL		0-0-0		0-0-0		0-0-0													
RPI	S	Opponent		Score		RPI	S	Opponent		Score		RPI	S	Opponent		Score		RPI	S	Opponent		Score			
4	N	Duke		1	3	30	H	Wisconsin		2	0	60	H	Connecticut		3	0	118	H	Indiana		4	1		
5	A	Stanford		1	2							73	H	Louisville		0	1	138	A	South Fla.		1	1		
11	A	North Carolina		1	2							82	H	Tulsa		7	1	143	A	Cincinnati		4	1		
22	A	Marquette		2	3													180	H	Providence		3	0		
25	A	Santa Clara		1	1																				
<hr/>																									
LAST 10 GAMES																									
180 H Providence						3	0	73 H Louisville						0	1										
60 H Connecticut						3	0	25 A Santa Clara						1	1										
22 A Marquette						2	3	5 A Stanford						1	2										
138 A South Fla.						1	1	118 H Indiana						4	1										
143 A Cincinnati						4	1	82 H Tulsa						7	1										

Non-Div. I Games:

Notre Dame

Average RPI Win: 121		WON-LOST	WINNING	LAST 10	STRENGTH OF		OPP. STRENGTH	TEAM	ADJ		CONF.	ADJ CONF.			
Average RPI Loss: 42		RECORD	PCT. RANK	GAMES	SCHEDULE		OF SCHEDULE	RPI	RPI		RPI	RPI			
DIV. I ONLY		9-4-0	.69231	54	8-2-0		56	45	35	.60935	33	7	7		
DIV. I NON-CONF.		4-3-0	.57143	128	3-1-0		115	18	90	.54726	91	7	7		
TOTALS		RPI 1-25	RPI 26-50		W-L RECORDS		RPI 51-100		RPI 101-150		RPI 150+				
9-4-0		1-2-0	1-1-0		OVERALL		2-0-0		2-1-0		3-0-0				
6-1-0		1-0-0	0-1-0		HOME		2-0-0		0-0-0		3-0-0				
2-3-0		0-2-0	1-0-0		AWAY		0-0-0		1-1-0		0-0-0				
1-0-0		0-0-0	0-0-0		NEUTRAL		0-0-0		1-0-0		0-0-0				
4-3-0		0-2-0	0-1-0		NON-CONFERENCE		0-0-0		1-0-0		3-0-0				
3-1-0		0-0-0	0-1-0		HOME		0-0-0		0-0-0		3-0-0				
0-2-0		0-2-0	0-0-		AWAY		0-0-0		0-0-0		0-0-0				
1-0-0		0-0-0	0-0-0		NEUTRAL		0-0-0		1-0-0		0-0-0				
5-1-0		1-0-0	1-0-0		CONFERENCE		2-0-0		1-1-0		0-0-0				
3-0-0		1-0-0	0-0-0		HOME		2-0-0		0-0-0		0-0-0				
2-1-0		0-0-0	1-0-0		AWAY		0-0-0		1-1-0		0-0-0				
0-0-0		0-0-0	0-0-0		NEUTRAL		0-0-0		0-0-0		0-0-0				
RPI S	Opponent	Score		RPI S	Opponent	Score		RPI S	Opponent	Score		RPI S	Opponent	Score	
6 A	Virginia	1	2	26 H	Ohio St.	0	2	69 H	Rutgers	1	0	113 A	Villanova	1	4
21 A	Penn St.	0	5	41 A	Georgetown	3	1	87 H	Seton Hall	4	0	114 N	George Mason	3	0
22 H	Marquette	3	1									138 A	South Fla.	2	1
												174 H	Purdue	3	0
												199 H	Marshall	3	0
												242 H	High Point	1	0
				LAST 10 GAMES											
				113 A	Villanova	1	4	138 A	South Fla.	2	1				
				41 A	Georgetown	3	1	242 H	High Point	1	0				
				69 H	Rutgers	1	0	199 H	Marshall	3	0				
				87 H	Seton Hall	4	0	26 H	Ohio St.	0	2				
				22 H	Marquette	3	1	114 N	George Mason	3	0				

Non-Div. I Games:

West Virginia

Average RPI Win:	166	WON-LOST RECORD	WINNING PCT. RANK	LAST 10 GAMES	STRENGTH OF SCHEDULE	OPP. STRENGTH OF SCHEDULE	TEAM RPI	ADJ RPI	CONF. RPI	ADJ CONF. RPI						
DIV. I ONLY		8-1-3	.79167	20	6-1-3	80	117	33	.60934	34	16	16				
DIV. I NON-CONF.		6-1-1	.8125	29	4-1-1	136	43	43	.59853	39	16	16				
<hr/>																
TOTALS	RPI 1-25	RPI 26-50		W-L RECORDS		RPI 51-100		RPI 101-150		RPI 150+						
8-1-3	0-1-0	1-0-1		OVERALL		1-0-0		2-0-2		4-0-0						
3-0-1	0-0-0	0-0-0		HOME		0-0-0		2-0-1		1-0-0						
5-0-2	0-0-0	1-0-1		AWAY		1-0-0		0-0-1		3-0-0						
0-1-0	0-1-0	0-0-0		NEUTRAL		0-0-0		0-0-0		0-0-0						
6-1-1	0-1-0	1-0-1		NON-CONFERENCE		1-0-0		1-0-0		3-0-0						
2-0-0	0-0-0	0-0-0		HOME		0-0-0		1-0-0		1-0-0						
4-0-1	0-0-0	1-1-		AWAY		1-0-0		0-0-0		2-0-0						
0-1-0	0-1-0	0-0-0		NEUTRAL		0-0-0		0-0-0		0-0-0						
2-0-2	0-0-0	0-0-0		CONFERENCE		0-0-0		1-0-2		1-0-0						
1-0-1	0-0-0	0-0-0		HOME		0-0-0		1-0-1		0-0-0						
1-0-1	0-0-0	0-0-0		AWAY		0-0-0		0-0-1		1-0-0						
0-0-0	0-0-0	0-0-0		NEUTRAL		0-0-0		0-0-0		0-0-0						
RPI	S	Opponent	Score		RPI	S	Opponent	Score		RPI	S	Opponent	Score			
10	N	Kentucky	1	2	30	A	Wisconsin	2	1	73	A	Louisville	1	0		
					49	A	Michigan	1	1							
												115	H	Buffalo	0	0
												123	A	Akron	0	0
												128	H	Detroit	1	0
												132	H	Kent St.	3	0
												187	A	Ohio	3	0
												225	H	Pittsburgh	2	0
												268	A	Evansville	3	1
												285	A	Indiana St.	2	0
<hr/>																
LAST 10 GAMES																
					132	H	Kent St.	3	0	49	A	Michigan	1	1		
					115	H	Buffalo	0	0	225	H	Pittsburgh	2	0		
					187	A	Ohio	3	0	73	A	Louisville	1	0		
					123	A	Akron	0	0	10	N	Kentucky	1	2		
					30	A	Wisconsin	2	1	285	A	Indiana St.	2	0		

Non-Div. I Games:

Central Mich.

Average RPI Win:	151	WON-LOST RECORD	WINNING PCT. RANK	LAST 10 GAMES	STRENGTH OF SCHEDULE	OPP. STRENGTH OF SCHEDULE	TEAM RPI	ADJ RPI	CONF. RPI	ADJ CONF. RPI			
DIV. I ONLY		9-2-2	.76923	27	7-2-1	82	69	34	.60796	35	3	3	
DIV. I NON-CONF.		8-1-1	.85	25	6-1-0	127	81	35	.60423	35	3	3	
<hr/>													
TOTALS	RPI 1-25	RPI 26-50		W-L RECORDS		RPI 51-100		RPI 101-150		RPI 150+			
9-2-2	0-2-0	0-0-1		OVERALL		2-0-1		3-0-0		4-0-0			
7-0-1	0-0-0	0-0-1		HOME		0-0-0		3-0-0		4-0-0			
2-1-1	0-1-0	0-0-0		AWAY		2-0-1		0-0-0		0-0-0			
0-1-0	0-1-0	0-0-0		NEUTRAL		0-0-0		0-0-0		0-0-0			
8-1-1	0-1-0	0-0-0		NON-CONFERENCE		1-0-1		3-0-0		4-0-0			
7-0-0	0-0-0	0-0-0		HOME		0-0-0		3-0-0		4-0-0			
1-0-1	0-0-0	0-0-		AWAY		1-0-1		0-0-0		0-0-0			
0-1-0	0-1-0	0-0-0		NEUTRAL		0-0-0		0-0-0		0-0-0			
1-1-1	0-1-0	0-0-1		CONFERENCE		1-0-0		0-0-0		0-0-0			
0-0-1	0-0-0	0-0-1		HOME		0-0-0		0-0-0		0-0-0			
1-1-0	0-1-0	0-0-0		AWAY		1-0-0		0-0-0		0-0-0			
0-0-0	0-0-0	0-0-0		NEUTRAL		0-0-0		0-0-0		0-0-0			
RPI	S	Opponent	Score		RPI	S	Opponent	Score		RPI	S	Opponent	Score
10	N	Kentucky	1	2	46	H	Texas Tech	0	0	64	A	Texas	1 0
19	A	Texas A&M	1	2						73	A	Louisville	3 0
										92	A	Nebraska	1 1
										110	H	Cal St. Northridge	1 0
										122	H	North Texas	2 0
										124	H	Texas St.	2 0
										186	H	UTSA	5 1
										196	H	Utah Valley	2 1
										232	H	Weber St.	1 0
										255	H	Sam Houston St.	3 0
<hr/>													
LAST 10 GAMES													
46	H	Texas Tech	0	0	122	H	North Texas	2	0				
232	H	Weber St.	1	0	124	H	Texas St.	2	0				
64	A	Texas	1	0	10	N	Kentucky	1	2				
196	H	Utah Valley	2	1	73	A	Louisville	3	0				
19	A	Texas A&M	1	2	186	H	UTSA	5	1				

Non-Div. I Games:

Baylor

Average RPI Win:		146	WON-LOST RECORD		WINNING PCT. RANK	LAST 10 GAMES	STRENGTH OF SCHEDULE		OPP. STRENGTH OF SCHEDULE	TEAM RPI	ADJ RPI	CONF. RPI	ADJ CONF. RPI		
DIV. I ONLY			8-4-1	.65385	69	4-4-1	41		32	36	.60456	36	1	1	
DIV. I NON-CONF.			8-1-0	.88889	9	4-1-0	167		75	38	.59985	38	1	1	
TOTALS		RPI 1-25	RPI 26-50		W-L RECORDS		RPI 51-100		RPI 101-150		RPI 150+				
8-4-1		0-2-1	0-1-0		OVERALL		1-1-0		5-0-0		2-0-0				
4-2-0		0-1-0	0-0-0		HOME		0-1-0		2-0-0		2-0-0				
2-2-1		0-1-1	0-1-0		AWAY		0-0-0		2-0-0		0-0-0				
2-0-0		0-0-0	0-0-0		NEUTRAL		1-0-0		1-0-0		0-0-0				
8-1-0		0-0-0	0-0-0		NON-CONFERENCE		1-1-0		5-0-0		2-0-0				
4-1-0		0-0-0	0-0-0		HOME		0-1-0		2-0-0		2-0-0				
2-0-0		0-0-0	0-0-		AWAY		0-0-0		2-0-0		0-0-0				
2-0-0		0-0-0	0-0-0		NEUTRAL		1-0-0		1-0-0		0-0-0				
0-3-1		0-2-1	0-1-0		CONFERENCE		0-0-0		0-0-0		0-0-0				
0-1-0		0-1-0	0-0-0		HOME		0-0-0		0-0-0		0-0-0				
0-2-1		0-1-1	0-1-0		AWAY		0-0-0		0-0-0		0-0-0				
0-0-0		0-0-0	0-0-0		NEUTRAL		0-0-0		0-0-0		0-0-0				
RPI	S	Opponent	Score	RPI	S	Opponent	Score	RPI	S	Opponent	Score	RPI	S	Opponent	Score
3	A	Wake Forest	0 0	29	A	Maryland	1 2	60	N	Connecticut	1 0	102	A	James Madison	3 1
4	A	Duke	0 1					92	H	Nebraska	3 4	108	A	UNC Greensboro	4 0
7	H	Boston College	1 2									145	N	Campbell	3 2
												148	H	Loyola Maryland	3 0
												150	H	Appalachian St.	4 0
												210	H	Elon	5 0
												242	H	High Point	3 0
				LAST 10 GAMES											
				4	A	Duke	0 1	148	H	Loyola Maryland	3 0				
				3	A	Wake Forest	0 0	92	H	Nebraska	3 4				
				7	H	Boston College	1 2	60	N	Connecticut	1 0				
				29	A	Maryland	1 2	145	N	Campbell	3 2				
				150	H	Appalachian St.	4 0	210	H	Elon	5 0				

Non-Div. I Games:

Virginia Tech

Average RPI Win:	128	WON-LOST RECORD	WINNING PCT. RANK	LAST 10 GAMES	STRENGTH OF SCHEDULE	OPP. STRENGTH OF SCHEDULE	TEAM RPI	ADJ RPI	CONF. RPI	ADJ CONF. RPI
DIV. I ONLY		8-5-0	.61538 91	6-4-0	31	29	37	.60047 37	3	3
DIV. I NON-CONF.		7-3-0	.7 68	5-2-0	77	24	44	.59428 44	3	3
<hr/>										
TOTALS	RPI 1-25	RPI 26-50		W-L RECORDS	RPI 51-100		RPI 101-150		RPI 150+	
8-5-0	0-4-0	0-1-0		OVERALL	3-0-0		2-0-0		3-0-0	
4-3-0	0-2-0	0-1-0		HOME	1-0-0		1-0-0		2-0-0	
3-1-0	0-1-0	0-0-0		AWAY	2-0-0		0-0-0		1-0-0	
1-1-0	0-1-0	0-0-0		NEUTRAL	0-0-0		1-0-0		0-0-0	
<hr/>										
7-3-0	0-2-0	0-1-0		NON-CONFERENCE	2-0-0		2-0-0		3-0-0	
3-2-0	0-1-0	0-1-0		HOME	0-0-0		1-0-0		2-0-0	
3-0-0	0-0-0	0-0-		AWAY	2-0-0		0-0-0		1-0-0	
1-1-0	0-1-0	0-0-0		NEUTRAL	0-0-0		1-0-0		0-0-0	
<hr/>										
1-2-0	0-2-0	0-0-0		CONFERENCE	1-0-0		0-0-0		0-0-0	
1-1-0	0-1-0	0-0-0		HOME	1-0-0		0-0-0		0-0-0	
0-1-0	0-1-0	0-0-0		AWAY	0-0-0		0-0-0		0-0-0	
0-0-0	0-0-0	0-0-0		NEUTRAL	0-0-0		0-0-0		0-0-0	
<hr/>										
RPI S	Opponent	Score		RPI S	Opponent	Score		RPI S	Opponent	Score
2 H	Florida	2	7	28 H	Tennessee	1	2	56 A	San Diego	2 1
14 A	Oklahoma St.	1	5					64 H	Texas	3 2
17 N	Dayton	1	3					88 A	Missouri St.	3 1
19 H	Texas A&M	0	3							
		</								

Non-Div. I Games:

Kansas

Average RPI Win: 173		WON-LOST RECORD	WINNING PCT. RANK		LAST 10 GAMES	STRENGTH OF SCHEDULE	OPP. STRENGTH OF SCHEDULE	TEAM RPI	ADJ RPI		CONF. RPI	ADJ CONF. RPI			
Average RPI Loss: 49															
DIV. I ONLY		10-1-2	.84615	13	6-1-2	128	140	38	.6004	38	5	5			
DIV. I NON-CONF.		8-0-0	1	1	4-0-0	210	179	36	.60355	36	5	5			
<hr/>															
TOTALS		RPI 1-25		RPI 26-50		W-L RECORDS		RPI 51-100		RPI 101-150		RPI 150+			
10-1-2		0-0-0		0-1-1		OVERALL		3-0-0		1-0-0		6-0-1			
6-1-1		0-0-0		0-1-1		HOME		3-0-0		0-0-0		3-0-0			
4-0-1		0-0-0		0-0-0		AWAY		0-0-0		1-0-0		3-0-1			
0-0-0		0-0-0		0-0-0		NEUTRAL		0-0-0		0-0-0		0-0-0			
8-0-0		0-0-0		0-0-0		NON-CONFERENCE		2-0-0		0-0-0		6-0-0			
5-0-0		0-0-0		0-0-0		HOME		2-0-0		0-0-0		3-0-0			
3-0-0		0-0-0		0-0-		AWAY		0-0-0		0-0-0		3-0-0			
0-0-0		0-0-0		0-0-0		NEUTRAL		0-0-0		0-0-0		0-0-0			
2-1-2		0-0-0		0-1-1		CONFERENCE		1-0-0		1-0-0		0-0-1			
1-1-1		0-0-0		0-1-1		HOME		1-0-0		0-0-0		0-0-0			
1-0-1		0-0-0		0-0-0		AWAY		0-0-0		1-0-0		0-0-1			
0-0-0		0-0-0		0-0-0		NEUTRAL		0-0-0		0-0-0		0-0-0			
RPI	S	Opponent	Score	RPI	S	Opponent	Score	RPI	S	Opponent	Score				
				40	H	Illinois	2 2	53	H	Michigan St.	1 0	118	A	Indiana	1 0
				49	H	Michigan	0 1	63	H	Southeast Mo. St.	2 1	158	A	DePaul	3 0
								93	H	Iowa St.	4 1	174	A	Purdue	1 1
												207	A	George Washington	4 1
												219	H	Western Ill.	6 1
												251	A	American	3 1
												275	H	UNI	2 0
												297	H	South Dakota	5 0
<hr/>															
LAST 10 GAMES															
				53	H	Michigan St.	1 0	275	H	UNI	2 0				
				49	H	Michigan	0 1	297	H	South Dakota	5 0				
				174	A	Purdue	1 1	93	H	Iowa St.	4 1				
				118	A	Indiana	1 0	251	A	American	3 1				
				40	H	Illinois	2 2	207	A	George Washington	4 1				

Non-Div. I Games:

Iowa

Average RPI Win: 158		WON-LOST	WINNING	LAST 10	STRENGTH OF		OPP. STRENGTH	TEAM	ADJ	CONF.	ADJ CONF.
Average RPI Loss: 24		RECORD	PCT. RANK	GAMES	SCHEDULE		OF SCHEDULE	RPI	RPI	RPI	RPI
DIV. I ONLY		8-4-1	.65385	69	61		23	41	.59621	39	4
DIV. I NON-CONF.		6-3-1	.65	82	82		41	57	.57636	59	4
TOTALS		RPI 1-25	RPI 26-50		W-L RECORDS		RPI 51-100		RPI 101-150		RPI 150+
8-4-1		1-3-1	0-0-0		OVERALL		0-1-0		3-0-0		4-0-0
4-1-0		1-1-0	0-0-0		HOME		0-0-0		1-0-0		2-0-0
4-2-1		0-1-1	0-0-0		AWAY		0-1-0		2-0-0		2-0-0
0-1-0		0-1-0	0-0-0		NEUTRAL		0-0-0		0-0-0		0-0-0
6-3-1		0-2-1	0-0-0		NON-CONFERENCE		0-1-0		2-0-0		4-0-0
3-0-0		0-0-0	0-0-0		HOME		0-0-0		1-0-0		2-0-0
3-2-1		0-1-1	0-0-		AWAY		0-1-0		1-0-0		2-0-0
0-1-0		0-1-0	0-0-0		NEUTRAL		0-0-0		0-0-0		0-0-0
2-1-0		1-1-0	0-0-0		CONFERENCE		0-0-0		1-0-0		0-0-0
1-1-0		1-1-0	0-0-0		HOME		0-0-0		0-0-0		0-0-0
1-0-0		0-0-0	0-0-0		AWAY		0-0-0		1-0-0		0-0-0
0-0-0		0-0-0	0-0-0		NEUTRAL		0-0-0		0-0-0		0-0-0
RPI S	Opponent	Score	RPI S	Opponent	Score	RPI S	Opponent	Score	RPI S	Opponent	Score
5 H	Stanford	0 1				51 A	Portland	0 1	120 H	Seattle	1 0
6 A	Virginia	0 0							131 A	Southern California	2 1
16 N	UCF	0 2							149 A	Gonzaga	2 1
23 H	California	2 0							176 H	Wyoming	3 0
25 A	Santa Clara	0 1							181 A	Hawaii	3 1
									232 H	Weber St.	3 1
									252 A	Idaho	2 1
LAST 10 GAMES											
23 H	California	2 0	149 A	Gonzaga	2 1						
5 H	Stanford	0 1	16 N	UCF	0 2						
131 A	Southern California	2 1	6 A	Virginia	0 0						
25 A	Santa Clara	0 1	232 H	Weber St.	3 1						
252 A	Idaho	2 1	176 H	Wyoming	3 0						

Non-Div. I Games:

Washington St.

Average RPI Win: 158		WON-LOST RECORD	WINNING PCT. RANK		LAST 10 GAMES	STRENGTH OF SCHEDULE	OPP. STRENGTH OF SCHEDULE	TEAM RPI	ADJ RPI		CONF. RPI	ADJ CONF. RPI					
Average RPI Loss: 44																	
DIV. I ONLY		10-4-0	.71429	46	7-2-0	74	95	42	.59573	41	7	7					
DIV. I NON-CONF.		6-2-0	.75	40	3-0-0	67	152	41	.5952	42	7	7					
<hr/>																	
TOTALS		RPI 1-25		RPI 26-50		W-L RECORDS		RPI 51-100		RPI 101-150		RPI 150+					
10-4-0		0-1-0		0-1-0		OVERALL		3-2-0		1-0-0		6-0-0					
6-2-0		0-1-0		0-1-0		HOME		1-0-0		1-0-0		4-0-0					
3-2-0		0-0-0		0-0-0		AWAY		2-2-0		0-0-0		1-0-0					
1-0-0		0-0-0		0-0-0		NEUTRAL		0-0-0		0-0-0		1-0-0					
6-2-0		0-1-0		0-0-0		NON-CONFERENCE		0-1-0		1-0-0		5-0-0					
4-1-0		0-1-0		0-0-0		HOME		0-0-0		1-0-0		3-0-0					
1-1-0		0-0-0		0-0-		AWAY		0-1-0		0-0-0		1-0-0					
1-0-0		0-0-0		0-0-0		NEUTRAL		0-0-0		0-0-0		1-0-0					
4-2-0		0-0-0		0-1-0		CONFERENCE		3-1-0		0-0-0		1-0-0					
2-1-0		0-0-0		0-1-0		HOME		1-0-0		0-0-0		1-0-0					
2-1-0		0-0-0		0-0-0		AWAY		2-1-0		0-0-0		0-0-0					
0-0-0		0-0-0		0-0-0		NEUTRAL		0-0-0		0-0-0		0-0-0					
RPI	S	Opponent		Score		RPI	S	Opponent		Score		RPI	S	Opponent		Score	
5	H	Stanford		1	4	33	H	West Virginia		1	3	52	A	William & Mary		1	3
												102	H	James Madison		2	0
												170	H	Saint Francis (PA)		1	0
												195	N	VCU		1	0
												207	A	George Washington		3	0
												225	H	Pittsburgh		6	0
												228	H	Towson		4	1
												251	H	American		4	0
<hr/>																	
LAST 10 GAMES																	
						225	H	Pittsburgh		6	0	87	A	Seton Hall		2	3
						33	H	West Virginia		1	3	170	H	Saint Francis (PA)		1	0
						58	A	St. John's (NY)		2	1	102	H	James Madison		2	0
						71	A	Syracuse		3	1	195	N	VCU		1	0
						69	H	Rutgers		4	1	52	A	William & Mary		1	3

Non-Div. I Games:

Georgetown

Average RPI Win: 148		WON-LOST	WINNING	LAST 10	STRENGTH OF	OPP. STRENGTH	TEAM	ADJ	CONF.	ADJ CONF.							
Average RPI Loss: 22		RECORD	PCT. RANK	GAMES	SCHEDULE	OF SCHEDULE	RPI	RPI	RPI	RPI							
DIV. I ONLY		8-3-1	.70833	47	6-2-1	79	37	39	.59527	42	4	4					
DIV. I NON-CONF.		6-2-1	.72222	57	4-1-1	71	57	39	.59806	41	4	4					
<hr/>																	
TOTALS		RPI 1-25		RPI 26-50		W-L RECORDS		RPI 51-100		RPI 101-150		RPI 150+					
8-3-1		0-2-1		0-0-0		OVERALL		2-1-0		2-0-0		4-0-0					
3-1-0		0-1-0		0-0-0		HOME		1-0-0		1-0-0		1-0-0					
3-2-0		0-1-0		0-0-0		AWAY		0-1-0		1-0-0		2-0-0					
2-0-1		0-0-1		0-0-0		NEUTRAL		1-0-0		0-0-0		1-0-0					
6-2-1		0-1-1		0-0-0		NON-CONFERENCE		2-1-0		1-0-0		3-0-0					
2-1-0		0-1-0		0-0-0		HOME		1-0-0		1-0-0		0-0-0					
2-1-0		0-0-0		0-0-		AWAY		0-1-0		0-0-0		2-0-0					
2-0-1		0-0-1		0-0-0		NEUTRAL		1-0-0		0-0-0		1-0-0					
2-1-0		0-1-0		0-0-0		CONFERENCE		0-0-0		1-0-0		1-0-0					
1-0-0		0-0-0		0-0-0		HOME		0-0-0		0-0-0		1-0-0					
1-1-0		0-1-0		0-0-0		AWAY		0-0-0		1-0-0		0-0-0					
0-0-0		0-0-0		0-0-0		NEUTRAL		0-0-0		0-0-0		0-0-0					
RPI	S	Opponent		Score		RPI	S	Opponent		Score		RPI	S	Opponent		Score	
1	A	UCLA		0 1								131	A	Southern California		1 0	
13	H	Florida St.		0 1								141	H	UC Davis		1 0	
25	N	Santa Clara		1 1								157	A	Butler		2 1	
												174	A	Purdue		1 0	
												182	H	Colorado		2 0	
												208	N	New Hampshire		4 0	
<hr/>																	
LAST 10 GAMES																	
		1 A UCLA		0 1				51 A Portland		1 2							
		131 A Southern California		1 0				89 N New Mexico		2 1							
		182 H Colorado		2 0				208 N New Hampshire		4 0							
		141 H UC Davis		1 0				25 N Santa Clara		1 1							
		98 H FIU		7 0				157 A Butler		2 1							

Non-Div. I Games:

Oregon St.

Average RPI Win:		145	WON-LOST		WINNING		LAST 10		STRENGTH OF		OPP. STRENGTH		TEAM		ADJ		CONF.		ADJ CONF.	
Average RPI Loss:		18	RECORD		PCT. RANK		GAMES		SCHEDULE		OF SCHEDULE		RPI		RPI		RPI		RPI	
DIV. I ONLY			9-3-1		.73077		38		7-1-1		113		35		44		.59075		43	
DIV. I NON-CONF.			7-3-1		.68182		75		5-1-1		113		28		60		.57603		60	
TOTALS		RPI 1-25		RPI 26-50		W-L RECORDS		RPI 51-100		RPI 101-150		RPI 150+								
9-3-1		0-3-0		0-0-0		OVERALL		3-0-0		1-0-1		5-0-0								
5-1-0		0-1-0		0-0-0		HOME		1-0-0		0-0-0		4-0-0								
4-2-1		0-2-0		0-0-0		AWAY		2-0-0		1-0-1		1-0-0								
0-0-0		0-0-0		0-0-0		NEUTRAL		0-0-0		0-0-0		0-0-0								
7-3-1		0-3-0		0-0-0		NON-CONFERENCE		2-0-0		1-0-1		4-0-0								
5-1-0		0-1-0		0-0-0		HOME		1-0-0		0-0-0		4-0-0								
2-2-1		0-2-0		0-0-		AWAY		1-0-0		1-0-1		0-0-0								
0-0-0		0-0-0		0-0-0		NEUTRAL		0-0-0		0-0-0		0-0-0								
2-0-0		0-0-0		0-0-0		CONFERENCE		1-0-0		0-0-0		1-0-0								
0-0-0		0-0-0		0-0-0		HOME		0-0-0		0-0-0		0-0-0								
2-0-0		0-0-0		0-0-0		AWAY		1-0-0		0-0-0		1-0-0								
0-0-0		0-0-0		0-0-0		NEUTRAL		0-0-0		0-0-0		0-0-0								
RPI	S	Opponent		Score		RPI	S	Opponent		Score		RPI	S	Opponent		Score				
9	A	Milwaukee		2	3			56	A	San Diego		1	0	112	A	San Diego St.		1	1	
22	A	Marquette		1	2			66	H	St. Mary's (CA)		6	0	131	A	Southern California		2	1	
23	H	California		0	2			70	A	Cal Poly		6	0	151	A	UC Santa Barbara		2	1	
														172	H	UNLV		4	1	
														181	H	Hawaii		3	0	
														215	H	Princeton		3	1	
														266	H	Sacramento St.		3	0	
LAST 10 GAMES																				
		70	A	Cal Poly		6	0			112	A	San Diego St.		1	1					
		151	A	UC Santa Barbara		2	1			23	H	California		0	2					
		172	H	UNLV		4	1			181	H	Hawaii		3	0					
		66	H	St. Mary's (CA)		6	0			215	H	Princeton		3	1					
		56	A	San Diego		1	0			22	A	Marquette		1	2					

Non-Div. I Games:

Long Beach St.

Average RPI Win:		136	WON-LOST RECORD		WINNING PCT. RANK		LAST 10 GAMES		STRENGTH OF SCHEDULE		OPP. STRENGTH OF SCHEDULE		TEAM RPI		ADJ RPI		CONF. RPI		ADJ CONF. RPI								
DIV. I ONLY			7-3-2		.66667		61		5-3-2		69		78		47		.58933		44		9		9				
DIV. I NON-CONF.			7-2-1		.75		40		5-2-1		72		23		32		.61527		31		9		9				
TOTALS		RPI 1-25		RPI 26-50		W-L RECORDS		RPI 51-100		RPI 101-150		RPI 150+															
7-3-2		1-1-1		0-0-0		OVERALL		2-1-0		0-0-1		4-1-0															
2-1-0		0-0-0		0-0-0		HOME		1-1-0		0-0-0		1-0-0															
2-2-1		1-1-0		0-0-0		AWAY		1-0-0		0-0-1		0-1-0															
3-0-1		0-0-1		0-0-0		NEUTRAL		0-0-0		0-0-0		3-0-0															
7-2-1		1-1-1		0-0-0		NON-CONFERENCE		2-1-0		0-0-0		4-0-0															
2-1-0		0-0-0		0-0-0		HOME		1-1-0		0-0-0		1-0-0															
2-1-0		1-1-0		0-0-		AWAY		1-0-0		0-0-0		0-0-0															
3-0-1		0-0-1		0-0-0		NEUTRAL		0-0-0		0-0-0		3-0-0															
0-1-1		0-0-0		0-0-0		CONFERENCE		0-0-0		0-0-1		0-1-0															
0-0-0		0-0-0		0-0-0		HOME		0-0-0		0-0-0		0-0-0															
0-1-1		0-0-0		0-0-0		AWAY		0-0-0		0-0-1		0-1-0															
0-0-0		0-0-0		0-0-0		NEUTRAL		0-0-0		0-0-0		0-0-0															
RPI	S	Opponent		Score		RPI	S	Opponent		Score		RPI	S	Opponent		Score											
5	A	Stanford		0	2							51	H	Portland		3	1	141	A	UC Davis		2	2				
19	A	Texas A&M		1	0							56	A	San Diego		3	2	168	A	Pacific		2	3				
25	N	Santa Clara		1	1							66	H	St. Mary's (CA)		1	2	181	H	Hawaii		2	1				
																		186	N	UTSA		2	1				
																		188	N	Mississippi St.		2	0				
																		271	N	San Jose St.		2	1				
						LAST 10 GAMES																					
						168 A Pacific						2	3	5 A Stanford						0	2						
						141 A UC Davis						2	2	25 N Santa Clara						1	1						
						56 A San Diego						3	2	181 H Hawaii						2	1						
						51 H Portland						3	1	188 N Mississippi St.						2	0						
						66 H St. Mary's (CA)						1	2	271 N San Jose St.						2	1						

Non-Div. I Games:

UC Irvine

Average RPI Win:		175	WON-LOST RECORD		WINNING PCT. RANK		LAST 10 GAMES		STRENGTH OF SCHEDULE		OPP. STRENGTH OF SCHEDULE		TEAM RPI		ADJ RPI		CONF. RPI		ADJ CONF. RPI	
DIV. I ONLY			10-2-0		.83333 14		7-2-0		172		61		43		.58854 45		13		13	
DIV. I NON-CONF.			6-2-0		.75 40		3-2-0		157		50		62		.57094 62		14		14	
TOTALS		RPI 1-25		RPI 26-50		W-L RECORDS		RPI 51-100		RPI 101-150		RPI 150+								
10-2-0		0-2-0		0-0-0		OVERALL		2-0-0		1-0-0		7-0-0								
5-1-0		0-1-0		0-0-0		HOME		2-0-0		0-0-0		3-0-0								
3-1-0		0-1-0		0-0-0		AWAY		0-0-0		0-0-0		3-0-0								
2-0-0		0-0-0		0-0-0		NEUTRAL		0-0-0		1-0-0		1-0-0								
6-2-0		0-2-0		0-0-0		NON-CONFERENCE		1-0-0		1-0-0		4-0-0								
3-1-0		0-1-0		0-0-0		HOME		1-0-0		0-0-0		2-0-0								
1-1-0		0-1-0		0-0-		AWAY		0-0-0		0-0-0		1-0-0								
2-0-0		0-0-0		0-0-0		NEUTRAL		0-0-0		1-0-0		1-0-0								
4-0-0		0-0-0		0-0-0		CONFERENCE		1-0-0		0-0-0		3-0-0								
2-0-0		0-0-0		0-0-0		HOME		1-0-0		0-0-0		1-0-0								
2-0-0		0-0-0		0-0-0		AWAY		0-0-0		0-0-0		2-0-0								
0-0-0		0-0-0		0-0-0		NEUTRAL		0-0-0		0-0-0		0-0-0								
RPI	S	Opponent		Score		RPI	S	Opponent		Score		RPI	S	Opponent		Score				
15	H	Auburn		1	2				61	H	Western Ky.	2	0	105	N	Colorado Col.	2	1		
23	A	California		2	4				92	H	Nebraska	3	2	155	H	Middle Tenn.	4	2		
														182	A	Colorado	1	0		
														201	H	Northern Colo.	2	1		
														224	A	La.-Lafayette	2	1		
														236	N	San Francisco	3	1		
														246	A	La.-Monroe	3	0		
														246	H	CSU Bakersfield	1	0		
LAST 10 GAMES																				
246 A La.-Monroe						3	0	246 H CSU Bakersfield						1	0					
224 A La.-Lafayette						2	1	182 A Colorado						1	0					
61 H Western Ky.						2	0	23 A California						2	4					
155 H Middle Tenn.						4	2	236 N San Francisco						3	1					
15 H Auburn						1	2	92 H Nebraska						3	2					

Non-Div. I Games:

Denver

Average RPI Win: 130		WON-LOST	WINNING	LAST 10	STRENGTH OF		OPP. STRENGTH	TEAM	ADJ		CONF.	ADJ CONF.			
Average RPI Loss: 66		RECORD	PCT. RANK	GAMES	SCHEDULE		OF SCHEDULE	RPI	RPI		RPI	RPI			
DIV. I ONLY		8-3-2	.69231	54	5-2-2		85	73	49	.58841	46	3	3		
DIV. I NON-CONF.		6-3-1	.65	82	3-2-1		109	84	80	.56104	74	3	3		
TOTALS		RPI 1-25	RPI 26-50		W-L RECORDS		RPI 51-100		RPI 101-150		RPI 150+				
8-3-2		1-1-0	0-0-1		OVERALL		2-1-0		3-1-0		2-0-1				
6-2-0		1-0-0	0-0-0		HOME		2-1-0		1-1-0		2-0-0				
1-1-2		0-1-0	0-0-1		AWAY		0-0-0		1-0-0		0-0-1				
1-0-0		0-0-0	0-0-0		NEUTRAL		0-0-0		1-0-0		0-0-0				
6-3-1		1-1-0	0-0-0		NON-CONFERENCE		1-1-0		2-1-0		2-0-1				
5-2-0		1-0-0	0-0-0		HOME		1-1-0		1-1-0		2-0-0				
0-1-1		0-1-0	0-0-		AWAY		0-0-0		0-0-0		0-0-1				
1-0-0		0-0-0	0-0-0		NEUTRAL		0-0-0		1-0-0		0-0-0				
2-0-1		0-0-0	0-0-1		CONFERENCE		1-0-0		1-0-0		0-0-0				
1-0-0		0-0-0	0-0-0		HOME		1-0-0		0-0-0		0-0-0				
1-0-1		0-0-0	0-0-1		AWAY		0-0-0		1-0-0		0-0-0				
0-0-0		0-0-0	0-0-0		NEUTRAL		0-0-0		0-0-0		0-0-0				
RPI S	Opponent	Score		RPI S	Opponent	Score		RPI S	Opponent	Score		RPI S	Opponent	Score	
2 A	Florida	0	3	35 A	Baylor	0	0	62 H	Missouri	1	0	101 H	Hofstra	1	2
24 H	Rice	1	0					66 H	St. Mary's (CA)	2	0	106 A	Oklahoma	2	0
								96 H	Ole Miss	0	1	119 N	Arizona St.	5	0
												147 H	Toledo	3	0
												214 H	New Mexico St.	1	0
												218 A	Arizona	0	0
												299 H	Northern Ariz.	5	0
LAST 10 GAMES															
				106 A	Oklahoma	2	0	119 N	Arizona St.	5	0				
				35 A	Baylor	0	0	147 H	Toledo	3	0				
				299 H	Northern Ariz.	5	0	101 H	Hofstra	1	2				
				62 H	Missouri	1	0	2 A	Florida	0	3				
				218 A	Arizona	0	0	66 H	St. Mary's (CA)	2	0				

Non-Div. I Games:

Texas Tech

Average RPI Win:		149	WON-LOST RECORD		WINNING PCT. RANK		LAST 10 GAMES		STRENGTH OF SCHEDULE		OPP. STRENGTH OF SCHEDULE		TEAM RPI		ADJ RPI		CONF. RPI		ADJ CONF. RPI	
DIV. I ONLY			4-5-3		.45833 178		4-4-2		7		33		45		.58664 47		4		4	
DIV. I NON-CONF.			4-3-2		.55556 136		4-2-1		50		78		66		.56847 64		4		4	
TOTALS		RPI 1-25		RPI 26-50		W-L RECORDS		RPI 51-100		RPI 101-150		RPI 150+								
4-5-3		0-2-1		0-2-0		OVERALL		1-1-2		2-0-0		1-0-0								
2-2-2		0-1-1		0-1-0		HOME		0-0-1		1-0-0		1-0-0								
1-2-1		0-1-0		0-1-0		AWAY		0-0-1		1-0-0		0-0-0								
1-1-0		0-0-0		0-0-0		NEUTRAL		1-1-0		0-0-0		0-0-0								
4-3-2		0-0-0		0-2-0		NON-CONFERENCE		1-1-2		2-0-0		1-0-0								
2-1-1		0-0-0		0-1-0		HOME		0-0-1		1-0-0		1-0-0								
1-1-1		0-0-0		0-0-		AWAY		0-0-1		1-0-0		0-0-0								
1-1-0		0-0-0		0-0-0		NEUTRAL		1-1-0		0-0-0		0-0-0								
0-2-1		0-2-1		0-0-0		CONFERENCE		0-0-0		0-0-0		0-0-0								
0-1-1		0-1-1		0-0-0		HOME		0-0-0		0-0-0		0-0-0								
0-1-0		0-1-0		0-0-0		AWAY		0-0-0		0-0-0		0-0-0								
0-0-0		0-0-0		0-0-0		NEUTRAL		0-0-0		0-0-0		0-0-0								
RPI	S	Opponent		Score		RPI	S	Opponent		Score		RPI	S	Opponent		Score				
1	A	UCLA		0 1		30	A	Wisconsin		1 2		51	A	Portland		1 1				
5	H	Stanford		0 1		31	H	Boston U.		0 1		65	H	BYU		2 2				
23	H	California		1 1								89	N	New Mexico		2 1				
												93	N	Iowa St.		0 2				

Non-Div. I Games:

Washington

Washington

Average RPI Win: 130		WON-LOST RECORD	WINNING PCT. RANK		LAST 10 GAMES	STRENGTH OF SCHEDULE	OPP. STRENGTH OF SCHEDULE	TEAM RPI	ADJ RPI		CONF. RPI	ADJ CONF. RPI					
Average RPI Loss: 49																	
DIV. I ONLY		8-4-0	.66667	61	7-2-0	75	40	46	.58631	48	2	2					
DIV. I NON-CONF.		6-2-0	.75	40	5-0-0	116	100	52	.57945	53	2	2					
<hr/>																	
TOTALS		RPI 1-25		RPI 26-50		W-L RECORDS		RPI 51-100		RPI 101-150		RPI 150+					
8-4-0		0-2-0		0-0-0		OVERALL		3-1-0		2-1-0		3-0-0					
3-3-0		0-1-0		0-0-0		HOME		1-1-0		0-1-0		2-0-0					
4-1-0		0-1-0		0-0-0		AWAY		1-0-0		2-0-0		1-0-0					
1-0-0		0-0-0		0-0-0		NEUTRAL		1-0-0		0-0-0		0-0-0					
6-2-0		0-0-0		0-0-0		NON-CONFERENCE		2-1-0		1-1-0		3-0-0					
2-2-0		0-0-0		0-0-0		HOME		0-1-0		0-1-0		2-0-0					
3-0-0		0-0-0		0-0-		AWAY		1-0-0		1-0-0		1-0-0					
1-0-0		0-0-0		0-0-0		NEUTRAL		1-0-0		0-0-0		0-0-0					
2-2-0		0-2-0		0-0-0		CONFERENCE		1-0-0		1-0-0		0-0-0					
1-1-0		0-1-0		0-0-0		HOME		1-0-0		0-0-0		0-0-0					
1-1-0		0-1-0		0-0-0		AWAY		0-0-0		1-0-0		0-0-0					
0-0-0		0-0-0		0-0-0		NEUTRAL		0-0-0		0-0-0		0-0-0					
RPI	S	Opponent		Score		RPI	S	Opponent		Score		RPI	S	Opponent		Score	
2	H	Florida		0 1								108	A	UNC Greensboro		4 1	
18	A	LSU		1 2								113	H	Villanova		2 3	
												117	A	Arkansas		1 0	
												165	A	Furman		3 1	
												205	H	Mercer		2 1	
												209	H	Georgia St.		4 1	
<hr/>																	
LAST 10 GAMES																	
		18 A LSU		1 2		209	H	Georgia St.		4 1							
		117 A Arkansas		1 0		205	H	Mercer		2 1							
		54 H South Carolina		2 1		93	N	Iowa St.		2 0							
		2 H Florida		0 1		85	A	Minnesota		2 1							
		108 A UNC Greensboro		4 1		113	H	Villanova		2 3							

Non-Div. I Games:

Georgia

Average RPI Win: 138		WON-LOST	WINNING	LAST 10	STRENGTH OF		OPP. STRENGTH	TEAM	ADJ		CONF.	ADJ CONF.			
Average RPI Loss: 73		RECORD	PCT. RANK	GAMES	SCHEDULE		OF SCHEDULE	RPI	RPI		RPI	RPI			
DIV. I ONLY		8-3-2	.69231	54	5-2-2		96	26	51	.58615	49	5	5		
DIV. I NON-CONF.		5-2-1	.6875	69	2-1-1		134	38	68	.56552	70	5	5		
TOTALS		RPI 1-25	RPI 26-50		W-L RECORDS		RPI 51-100		RPI 101-150		RPI 150+				
8-3-2		0-1-0	1-0-2		OVERALL		1-1-0		2-1-0		4-0-0				
4-2-2		0-0-0	0-0-2		HOME		0-1-0		1-1-0		3-0-0				
4-1-0		0-1-0	1-0-0		AWAY		1-0-0		1-0-0		1-0-0				
0-0-0		0-0-0	0-0-0		NEUTRAL		0-0-0		0-0-0		0-0-0				
5-2-1		0-1-0	0-0-1		NON-CONFERENCE		0-0-0		1-1-0		4-0-0				
4-1-1		0-0-0	0-0-1		HOME		0-0-0		1-1-0		3-0-0				
1-1-0		0-1-0	0-0-		AWAY		0-0-0		0-0-0		1-0-0				
0-0-0		0-0-0	0-0-0		NEUTRAL		0-0-0		0-0-0		0-0-0				
3-1-1		0-0-0	1-0-1		CONFERENCE		1-1-0		1-0-0		0-0-0				
0-1-1		0-0-0	0-0-1		HOME		0-1-0		0-0-0		0-0-0				
3-0-0		0-0-0	1-0-0		AWAY		1-0-0		1-0-0		0-0-0				
0-0-0		0-0-0	0-0-0		NEUTRAL		0-0-0		0-0-0		0-0-0				
RPI S	Opponent	Score		RPI S	Opponent	Score		RPI S	Opponent	Score		RPI S	Opponent	Score	
12 A	Pepperdine	0	3	30 H	Wisconsin	0	0	85 H	Minnesota	2	3	103 H	Western Mich.	1	0
				34 H	Central Mich.	1	1	92 A	Nebraska	2	1	118 A	Indiana	1	0
				38 A	Iowa	1	0					123 H	Akron	0	1
												158 H	DePaul	3	1
												179 H	Duquesne	6	0
												192 A	UC Riverside	1	0
												221 H	Oakland	3	1
				LAST 10 GAMES											
				92 A	Nebraska	2	1	34 H	Central Mich.	1	1				
				38 A	Iowa	1	0	103 H	Western Mich.	1	0				
				30 H	Wisconsin	0	0	12 A	Pepperdine	0	3				
				85 H	Minnesota	2	3	192 A	UC Riverside	1	0				
				118 A	Indiana	1	0	158 H	DePaul	3	1				

Non-Div. I Games:

Michigan

Average RPI Win: 125		WON-LOST	WINNING	LAST 10	STRENGTH OF		OPP. STRENGTH	TEAM	ADJ	CONF.	ADJ CONF.
Average RPI Loss: 41		RECORD	PCT. RANK	GAMES	SCHEDULE		OF SCHEDULE	RPI	RPI	RPI	RPI
DIV. I ONLY		6-6-0	.5	150	4-5-0		11	66	48	.58571	50
DIV. I NON-CONF.		6-2-0	.75	40	4-1-0		20	129	20	.63639	22
TOTALS		RPI 1-25	RPI 26-50		W-L RECORDS		RPI 51-100		RPI 101-150		RPI 150+
6-6-0		0-3-0	0-0-0		OVERALL		1-3-0		3-0-0		2-0-0
4-2-0		0-1-0	0-0-0		HOME		1-1-0		1-0-0		2-0-0
1-4-0		0-2-0	0-0-0		AWAY		0-2-0		1-0-0		0-0-0
1-0-0		0-0-0	0-0-0		NEUTRAL		0-0-0		1-0-0		0-0-0
6-2-0		0-1-0	0-0-0		NON-CONFERENCE		1-1-0		3-0-0		2-0-0
4-2-0		0-1-0	0-0-0		HOME		1-1-0		1-0-0		2-0-0
1-0-0		0-0-0	0-0-		AWAY		0-0-0		1-0-0		0-0-0
1-0-0		0-0-0	0-0-0		NEUTRAL		0-0-0		1-0-0		0-0-0
0-4-0		0-2-0	0-0-0		CONFERENCE		0-2-0		0-0-0		0-0-0
0-0-0		0-0-0	0-0-0		HOME		0-0-0		0-0-0		0-0-0
0-4-0		0-2-0	0-0-0		AWAY		0-2-0		0-0-0		0-0-0
0-0-0		0-0-0	0-0-0		NEUTRAL		0-0-0		0-0-0		0-0-0
RPI S	Opponent	Score	RPI S	Opponent	Score	RPI S	Opponent	Score	RPI S	Opponent	Score
2 A	Florida	0 2				54 A	South Carolina	0 3	107 N	Col. of Charleston	2 0
8 H	Memphis	0 2				61 H	Western Ky.	2 0	126 H	Samford	2 0
15 A	Auburn	0 3				78 A	Alabama	0 2	138 A	South Fla.	1 0
						88 H	Missouri St.	1 2	155 H	Middle Tenn.	1 0
									165 H	Furman	1 0
LAST 10 GAMES											
54 A	South Carolina	0 3	8 H	Memphis	0 2						
2 A	Florida	0 2	155 H	Middle Tenn.	1 0						
15 A	Auburn	0 3	107 N	Col. of Charleston	2 0						
78 A	Alabama	0 2	138 A	South Fla.	1 0						
126 H	Samford	2 0	88 H	Missouri St.	1 2						

Non-Div. I Games:

Vanderbilt

Average RPI Win: 67		WON-LOST RECORD		WINNING PCT. RANK		LAST 10 GAMES		STRENGTH OF SCHEDULE		OPP. STRENGTH OF SCHEDULE		TEAM RPI		ADJ RPI		CONF. RPI		ADJ CONF. RPI	
DIV. I ONLY		5-5-1		.5 150		4-5-1		23		10		54		.58417 51		6		6	
DIV. I NON-CONF.		5-5-1		.5 148		4-5-1		31		9		54		.58417 51		6		6	
TOTALS		RPI 1-25		RPI 26-50		W-L RECORDS		RPI 51-100		RPI 101-150		RPI 150+							
5-5-1		1-1-0		2-2-1		OVERALL		0-0-0		2-2-0		0-0-0							
4-1-1		1-1-0		2-0-1		HOME		0-0-0		1-0-0		0-0-0							
1-2-0		0-0-0		0-1-0		AWAY		0-0-0		1-1-0		0-0-0							
0-2-0		0-0-0		0-1-0		NEUTRAL		0-0-0		0-1-0		0-0-0							
5-5-1		1-1-0		2-2-1		NON-CONFERENCE		0-0-0		2-2-0		0-0-0							
4-1-1		1-1-0		2-0-1		HOME		0-0-0		1-0-0		0-0-0							
1-2-0		0-0-0		0-0-		AWAY		0-0-0		1-1-0		0-0-0							
0-2-0		0-0-0		0-1-0		NEUTRAL		0-0-0		0-1-0		0-0-0							
0-0-0		0-0-0		0-0-0		CONFERENCE		0-0-0		0-0-0		0-0-0							
0-0-0		0-0-0		0-0-0		HOME		0-0-0		0-0-0		0-0-0							
0-0-0		0-0-0		0-0-0		AWAY		0-0-0		0-0-0		0-0-0							
0-0-0		0-0-0		0-0-0		NEUTRAL		0-0-0		0-0-0		0-0-0							
RPI	S	Opponent		Score		RPI	S	Opponent		Score		RPI	S	Opponent		Score			
5	H	Stanford		0	2	31	N	Boston U.		0	2			110	A	Cal St. Northridge		1	0
13	H	Florida St.		2	1	39	H	Washington St.		1	0			112	A	San Diego St.		0	1
						42	H	Oregon St.		2	1			120	N	Seattle		0	2
						44	A	UC Irvine		1	3			131	H	Southern California		2	1
						47	H	Washington		1	1								
LAST 10 GAMES																			
						110	A	Cal St. Northridge		1	0	47	H	Washington		1	1		
						44	A	UC Irvine		1	3	31	N	Boston U.		0	2		
						131	H	Southern California		2	1	120	N	Seattle		0	2		
						5	H	Stanford		0	2	112	A	San Diego St.		0	1		
						42	H	Oregon St.		2	1	39	H	Washington St.		1	0		

Non-Div. I Games:

Portland

Average RPI Win:	165	WON-LOST	WINNING	LAST 10	STRENGTH OF	OPP. STRENGTH	TEAM	ADJ	CONF.	ADJ CONF.		
Average RPI Loss:	67	RECORD	PCT. RANK	GAMES	SCHEDULE	OF SCHEDULE	RPI	RPI	RPI	RPI		
DIV. I ONLY	9-1-2	.83333	14	7-1-2	189	75	53	.58259	52	11	11	
DIV. I NON-CONF.	5-1-2	.75	40	3-1-2	130	32	51	.58426	50	11	11	
<hr/>												
TOTALS	RPI 1-25	RPI 26-50		W-L RECORDS		RPI 51-100		RPI 101-150		RPI 150+		
9-1-2	0-0-0	1-0-0		OVERALL		1-1-1		2-0-1		5-0-0		
6-0-1	0-0-0	1-0-0		HOME		1-0-0		1-0-1		3-0-0		
1-1-1	0-0-0	0-0-0		AWAY		0-1-1		0-0-0		1-0-0		
2-0-0	0-0-0	0-0-0		NEUTRAL		0-0-0		1-0-0		1-0-0		
5-1-2	0-0-0	1-0-0		NON-CONFERENCE		1-1-1		1-0-1		2-0-0		
3-0-1	0-0-0	1-0-0		HOME		1-0-0		0-0-1		1-0-0		
0-1-1	0-0-0	0-0-		AWAY		0-1-1		0-0-0		0-0-0		
2-0-0	0-0-0	0-0-0		NEUTRAL		0-0-0		1-0-0		1-0-0		
4-0-0	0-0-0	0-0-0		CONFERENCE		0-0-0		1-0-0		3-0-0		
3-0-0	0-0-0	0-0-0		HOME		0-0-0		1-0-0		2-0-0		
1-0-0	0-0-0	0-0-0		AWAY		0-0-0		0-0-0		1-0-0		
0-0-0	0-0-0	0-0-0		NEUTRAL		0-0-0		0-0-0		0-0-0		
RPI	S	Opponent	Score	RPI	S	Opponent	Score	RPI	S	Opponent	Score	
				41	H	Georgetown	3 1	58	H	St. John's (NY)	5 0	
								67	A	Richmond	0 2	
								94	A	East Carolina	2 2	
										113	H Villanova	2 2
										114	H George Mason	3 1
										150	N Appalachian St.	2 0
										199	N Marshall	4 0
										209	H Georgia St.	3 0
										215	H Princeton	2 0
										228	H Towson	5 0
										269	A UNC Wilmington	3 0
<hr/>												
LAST 10 GAMES												
269	A	UNC Wilmington	3 0	94	A	East Carolina	2 2					
209	H	Georgia St.	3 0	67	A	Richmond	0 2					
114	H	George Mason	3 1	113	H	Villanova	2 2					
228	H	Towson	5 0	41	H	Georgetown	3 1					
215	H	Princeton	2 0	199	N	Marshall	4 0					

Non-Div. I Games:

William & Mary

Average RPI Win: 155		WON-LOST	WINNING	LAST 10	STRENGTH OF		OPP. STRENGTH	TEAM	ADJ	CONF.	ADJ CONF.
Average RPI Loss: 26		RECORD	PCT. RANK	GAMES	SCHEDULE		OF SCHEDULE	RPI	RPI	RPI	RPI
DIV. I ONLY		10-3-0	.76923	27	8-2-0		154	46	50	.58249	53
DIV. I NON-CONF.		7-1-0	.875	14	5-0-0		181	59	42	.59393	45
TOTALS		RPI 1-25	RPI 26-50		W-L RECORDS		RPI 51-100		RPI 101-150		RPI 150+
10-3-0	0-1-0	0-2-0		OVERALL		2-0-0		2-0-0		6-0-0	
5-2-0	0-1-0	0-1-0		HOME		1-0-0		1-0-0		3-0-0	
3-1-0	0-0-0	0-1-0		AWAY		1-0-0		1-0-0		1-0-0	
2-0-0	0-0-0	0-0-0		NEUTRAL		0-0-0		0-0-0		2-0-0	
7-1-0	0-1-0	0-0-0		NON-CONFERENCE		0-0-0		2-0-0		5-0-0	
4-1-0	0-1-0	0-0-0		HOME		0-0-0		1-0-0		3-0-0	
1-0-0	0-0-0	0-0-0		AWAY		0-0-0		1-0-0		0-0-0	
2-0-0	0-0-0	0-0-0		NEUTRAL		0-0-0		0-0-0		2-0-0	
3-2-0	0-0-0	0-2-0		CONFERENCE		2-0-0		0-0-0		1-0-0	
1-1-0	0-0-0	0-1-0		HOME		1-0-0		0-0-0		0-0-0	
2-1-0	0-0-0	0-1-0		AWAY		1-0-0		0-0-0		1-0-0	
0-0-0	0-0-0	0-0-0		NEUTRAL		0-0-0		0-0-0		0-0-0	
RPI S	Opponent	Score		RPI S	Opponent	Score		RPI S	Opponent	Score	
9 H	Milwaukee	2	3	30 H	Wisconsin	1	2	85 H	Minnesota	3	0
				38 A	Iowa	0	1	92 A	Nebraska	1	0
				LAST 10 GAMES							
				38 A	Iowa	0	1	128 H	Detroit	4	3
				92 A	Nebraska	1	0	151 H	UC Santa Barbara	4	1
				85 H	Minnesota	3	0	234 H	Bowling Green	2	0
				30 H	Wisconsin	1	2	123 A	Akron	5	0
				174 A	Purdue	2	1	221 H	Oakland	1	0

Non-Div. I Games:

Michigan St.

Average RPI Win:		131	WON-LOST RECORD		WINNING PCT. RANK		LAST 10 GAMES		STRENGTH OF SCHEDULE		OPP. STRENGTH OF SCHEDULE		TEAM RPI	ADJ RPI		CONF. RPI		ADJ CONF. RPI	
DIV. I ONLY			8-5-0		.61538 91		6-3-0		77		11		56	.58147 54		2		2	
DIV. I NON-CONF.			6-3-0		.66667 76		4-1-0		145		19		77	.55983 77		2		2	
TOTALS		RPI 1-25		RPI 26-50		W-L RECORDS		RPI 51-100		RPI 101-150		RPI 150+							
8-5-0		0-3-0		2-1-0		OVERALL		1-0-0		2-1-0		3-0-0							
3-2-0		0-2-0		1-0-0		HOME		0-0-0		1-0-0		1-0-0							
4-3-0		0-1-0		1-1-0		AWAY		1-0-0		1-1-0		1-0-0							
1-0-0		0-0-0		0-0-0		NEUTRAL		0-0-0		0-0-0		1-0-0							
6-3-0		0-2-0		0-0-0		NON-CONFERENCE		1-0-0		2-1-0		3-0-0							
2-1-0		0-1-0		0-0-0		HOME		0-0-0		1-0-0		1-0-0							
3-2-0		0-1-0		0-0-		AWAY		1-0-0		1-1-0		1-0-0							
1-0-0		0-0-0		0-0-0		NEUTRAL		0-0-0		0-0-0		1-0-0							
2-2-0		0-1-0		2-1-0		CONFERENCE		0-0-0		0-0-0		0-0-0							
1-1-0		0-1-0		1-0-0		HOME		0-0-0		0-0-0		0-0-0							
1-1-0		0-0-0		1-1-0		AWAY		0-0-0		0-0-0		0-0-0							
0-0-0		0-0-0		0-0-0		NEUTRAL		0-0-0		0-0-0		0-0-0							
RPI	S	Opponent		Score		RPI	S	Opponent		Score		RPI	S	Opponent		Score			
3	H	Wake Forest		0	2	28	A	Tennessee		2	1	94	A	East Carolina		4	0		
4	A	Duke		0	2	48	A	Georgia		1	2			Northeastern		4	0		
10	H	Kentucky		0	1	50	H	Vanderbilt		3	0			Clemson		2	0		
														Arizona St.		0	1		
														Charlotte		2	1		
														Arizona		1	0		
														UNC Wilmington		2	0		
LAST 10 GAMES																			
						50	H	Vanderbilt		3	0	167	H	Charlotte		2	1		
						10	H	Kentucky		0	1	269	N	UNC Wilmington		2	0		
						48	A	Georgia		1	2	116	A	Clemson		2	0		
						28	A	Tennessee		2	1	104	H	Northeastern		4	0		
						3	H	Wake Forest		0	2	119	A	Arizona St.		0	1		

Non-Div. I Games:

South Carolina

Average RPI Win:		186	WON-LOST RECORD		WINNING PCT. RANK		LAST 10 GAMES		STRENGTH OF SCHEDULE		OPP. STRENGTH OF SCHEDULE		TEAM RPI		ADJ RPI		CONF. RPI		ADJ CONF. RPI					
Average RPI Loss:		0																						
DIV. I ONLY			10-0-1		.95455		4		9-0-1		264		98		52		.58034		55		10		10	
DIV. I NON-CONF.			8-0-1		.94444		5		7-0-1		270		80		56		.57674		57		10		10	
TOTALS		RPI 1-25		RPI 26-50		W-L RECORDS		RPI 51-100		RPI 101-150		RPI 150+												
10-0-1		0-0-0		0-0-0		OVERALL		0-0-0		3-0-0		7-0-1												
5-0-1		0-0-0		0-0-0		HOME		0-0-0		1-0-0		4-0-1												
5-0-0		0-0-0		0-0-0		AWAY		0-0-0		2-0-0		3-0-0												
0-0-0		0-0-0		0-0-0		NEUTRAL		0-0-0		0-0-0		0-0-0												
8-0-1		0-0-0		0-0-0		NON-CONFERENCE		0-0-0		3-0-0		5-0-1												
3-0-1		0-0-0		0-0-0		HOME		0-0-0		1-0-0		2-0-1												
5-0-0		0-0-0		0-0-		AWAY		0-0-0		2-0-0		3-0-0												
0-0-0		0-0-0		0-0-0		NEUTRAL		0-0-0		0-0-0		0-0-0												
2-0-0		0-0-0		0-0-0		CONFERENCE		0-0-0		0-0-0		2-0-0												
2-0-0		0-0-0		0-0-0		HOME		0-0-0		0-0-0		2-0-0												
0-0-0		0-0-0		0-0-0		AWAY		0-0-0		0-0-0		0-0-0												
0-0-0		0-0-0		0-0-0		NEUTRAL		0-0-0		0-0-0		0-0-0												
RPI	S	Opponent		Score		RPI	S	Opponent		Score		RPI	S	Opponent		Score								
														104 A Northeastern		1		0						
														111 A Delaware		2		0						
														148 H Loyola Maryland		1		0						
														154 H Drexel		0		0						
														160 H Saint Joseph's		3		0						
														185 H Rider		4		0						
														193 H Lehigh		1		0						
														215 A Princeton		1		0						
														223 A Cornell		2		0						
														258 H Temple		5		0						
														265 A Albany (NY)		3		0						
LAST 10 GAMES																								
														160 H Saint Joseph's		3		0						
														258 H Temple		5		0						
														193 H Lehigh		1		0						
														148 H Loyola Maryland		1		0						
														223 A Cornell		2		0						
														215 A Princeton		1		0						
														265 A Albany (NY)		3		0						
														104 A Northeastern		1		0						
														185 H Rider		4		0						
														154 H Drexel		0		0						

Non-Div. I Games:

La Salle

Average RPI Win:		101	WON-LOST RECORD		WINNING PCT. RANK		LAST 10 GAMES		STRENGTH OF SCHEDULE		OPP. STRENGTH OF SCHEDULE		TEAM RPI		ADJ RPI		CONF. RPI		ADJ CONF. RPI				
DIV. I ONLY			5-6-0		.45455 186		4-6-0		12		53		59		.57867 56		6		6				
DIV. I NON-CONF.			5-6-0		.45455 187		4-6-0		16		45		58		.57867 54		6		6				
TOTALS		RPI 1-25		RPI 26-50		W-L RECORDS		RPI 51-100		RPI 101-150		RPI 150+											
5-6-0		0-2-0		0-3-0		OVERALL		3-1-0		1-0-0		1-0-0											
3-4-0		0-1-0		0-3-0		HOME		2-0-0		0-0-0		1-0-0											
1-1-0		0-0-0		0-0-0		AWAY		0-1-0		1-0-0		0-0-0											
1-1-0		0-1-0		0-0-0		NEUTRAL		1-0-0		0-0-0		0-0-0											
5-6-0		0-2-0		0-3-0		NON-CONFERENCE		3-1-0		1-0-0		1-0-0											
3-4-0		0-1-0		0-3-0		HOME		2-0-0		0-0-0		1-0-0											
1-1-0		0-0-0		0-0-		AWAY		0-1-0		1-0-0		0-0-0											
1-1-0		0-1-0		0-0-0		NEUTRAL		1-0-0		0-0-0		0-0-0											
0-0-0		0-0-0		0-0-0		CONFERENCE		0-0-0		0-0-0		0-0-0											
0-0-0		0-0-0		0-0-0		HOME		0-0-0		0-0-0		0-0-0											
0-0-0		0-0-0		0-0-0		AWAY		0-0-0		0-0-0		0-0-0											
0-0-0		0-0-0		0-0-0		NEUTRAL		0-0-0		0-0-0		0-0-0											
RPI	S	Opponent		Score		RPI	S	Opponent		Score		RPI	S	Opponent		Score							
14	N	Oklahoma St.		1	2	37	H	Kansas		1	2	62	H	Missouri		2	1	131	A	Southern California		3	1
16	H	UCF		0	1	43	H	Long Beach St.		0	1	64	N	Texas		2	1	168	H	Pacific		4	0
						44	H	UC Irvine		2	3	78	H	Alabama		2	0						
												81	A	Cal St. Fullerton		0	2						
LAST 10 GAMES																							
						44	H	UC Irvine		2	3	16	H	UCF		0	1						
						81	A	Cal St. Fullerton		0	2	78	H	Alabama		2	0						
						43	H	Long Beach St.		0	1	37	H	Kansas		1	2						
						14	N	Oklahoma St.		1	2	168	H	Pacific		4	0						
						64	N	Texas		2	1	131	A	Southern California		3	1						

Non-Div. I Games:

San Diego

Average RPI Win: 169		WON-LOST RECORD		WINNING PCT. RANK		LAST 10 GAMES		STRENGTH OF SCHEDULE		OPP. STRENGTH OF SCHEDULE		TEAM RPI		ADJ RPI		CONF. RPI		ADJ CONF. RPI	
DIV. I ONLY		7-2-1		.75 31		7-2-1		120		128		55		.57832 57		10		10	
DIV. I NON-CONF.		6-2-1		.72222 57		6-2-1		119		103		61		.57189 61		10		10	
TOTALS		RPI 1-25		RPI 26-50		W-L RECORDS		RPI 51-100		RPI 101-150		RPI 150+							
7-2-1		0-0-0		1-0-0		OVERALL		0-1-1		1-0-0		5-1-0							
5-1-1		0-0-0		1-0-0		HOME		0-0-1		1-0-0		3-1-0							
2-1-0		0-0-0		0-0-0		AWAY		0-1-0		0-0-0		2-0-0							
0-0-0		0-0-0		0-0-0		NEUTRAL		0-0-0		0-0-0		0-0-0							
6-2-1		0-0-0		1-0-0		NON-CONFERENCE		0-1-1		1-0-0		4-1-0							
4-1-1		0-0-0		1-0-0		HOME		0-0-1		1-0-0		2-1-0							
2-1-0		0-0-0		0-0-		AWAY		0-1-0		0-0-0		2-0-0							
0-0-0		0-0-0		0-0-0		NEUTRAL		0-0-0		0-0-0		0-0-0							
1-0-0		0-0-0		0-0-0		CONFERENCE		0-0-0		0-0-0		1-0-0							
1-0-0		0-0-0		0-0-0		HOME		0-0-0		0-0-0		1-0-0							
0-0-0		0-0-0		0-0-0		AWAY		0-0-0		0-0-0		0-0-0							
0-0-0		0-0-0		0-0-0		NEUTRAL		0-0-0		0-0-0		0-0-0							
RPI	S	Opponent		Score		RPI	S	Opponent		Score		RPI	S	Opponent		Score			
						31	H	Boston U.		1	0								
						68	A	Harvard		1	2	143	H	Brown		1	0		
						77	H	Fairfield		0	0	159	H	Bryant		1	4		
												161	A	Dartmouth		1	0		
												200	H	Rhode Island		2	0		
												208	A	New Hampshire		2	1		
												210	H	Elon		2	1		
												233	H	Maine		1	0		
LAST 10 GAMES																			
						200	H	Rhode Island		2	0	68	A	Harvard		1	2		
						161	A	Dartmouth		1	0	159	H	Bryant		1	4		
						143	H	Brown		1	0	210	H	Elon		2	1		
						233	H	Maine		1	0	77	H	Fairfield		0	0		
						31	H	Boston U.		1	0	208	A	New Hampshire		2	1		

Non-Div. I Games:

Massachusetts

[illegible]

Non-Div. I Games:

St. John's (NY)

Average RPI Win:	177	WON-LOST	WINNING	LAST 10	STRENGTH OF	OPP. STRENGTH	TEAM	ADJ	CONF.	ADJ CONF.		
Average RPI Loss:	81	RECORD	PCT. RANK	GAMES	SCHEDULE	OF SCHEDULE	RPI	RPI	RPI	RPI		
DIV. I ONLY		7-2-1	.75	31	7-1-1	109	170	58	.5761	59	22	22
DIV. I NON-CONF.		5-2-1	.6875	69	5-1-1	99	180	74	.56063	76	26	26
<hr/>												
TOTALS	RPI 1-25	RPI 26-50		W-L RECORDS		RPI 51-100		RPI 101-150		RPI 150+		
7-2-1	0-0-0	0-0-0		OVERALL		2-2-0		1-0-1		4-0-0		
4-0-0	0-0-0	0-0-0		HOME		2-0-0		0-0-0		2-0-0		
2-2-1	0-0-0	0-0-0		AWAY		0-2-0		1-0-1		1-0-0		
1-0-0	0-0-0	0-0-0		NEUTRAL		0-0-0		0-0-0		1-0-0		
<hr/>												
5-2-1	0-0-0	0-0-0		NON-CONFERENCE		2-2-0		0-0-1		3-0-0		
4-0-0	0-0-0	0-0-0		HOME		2-0-0		0-0-0		2-0-0		
0-2-1	0-0-0	0-0-		AWAY		0-2-0		0-0-1		0-0-0		
1-0-0	0-0-0	0-0-0		NEUTRAL		0-0-0		0-0-0		1-0-0		
<hr/>												
2-0-0	0-0-0	0-0-0		CONFERENCE		0-0-0		1-0-0		1-0-0		
0-0-0	0-0-0	0-0-0		HOME		0-0-0		0-0-0		0-0-0		
2-0-0	0-0-0	0-0-0		AWAY		0-0-0		1-0-0		1-0-0		
0-0-0	0-0-0	0-0-0		NEUTRAL		0-0-0		0-0-0		0-0-0		
<hr/>												
RPI	S	Opponent	Score	RPI	S	Opponent	Score	RPI	S	Opponent	Score	
						80 A SMU	1 2			124 A Texas St.	1 0	
						82 A Tulsa	0 1			136 A Louisiana Tech	1 1	
						86 H TCU	3 2			183 N Oral Roberts	4 0	
						100 H UTEP	1 0			186 A UTSA	3 0	
										257 H Houston Baptist	3 0	
										302 H Jackson St.	11 0	
<hr/>												
LAST 10 GAMES												
						124 A Texas St.	1 0			136 A Louisiana Tech	1 1	
						186 A UTSA	3 0			100 H UTEP	1 0	
						302 H Jackson St.	11 0			183 N Oral Roberts	4 0	
						86 H TCU	3 2			82 A Tulsa	0 1	
						257 H Houston Baptist	3 0			80 A SMU	1 2	

Non-Div. I Games:

Stephen F. Austin

Average RPI Win: 74		WON-LOST	WINNING	LAST 10	STRENGTH OF	OPP. STRENGTH	TEAM	ADJ	CONF.	ADJ CONF.							
Average RPI Loss: 60		RECORD	PCT. RANK	GAMES	SCHEDULE	OF SCHEDULE	RPI	RPI	RPI	RPI							
DIV. I ONLY		5-5-2	.5	150	3-4-2	35	19	62	.57427	60	7	7					
DIV. I NON-CONF.		3-3-0	.5	148	1-2-0	4	35	29	.6217	30	7	7					
<hr/>																	
TOTALS		RPI 1-25		RPI 26-50		W-L RECORDS		RPI 51-100		RPI 101-150		RPI 150+					
5-5-2		1-0-0		1-2-0		OVERALL		1-2-1		1-1-1		1-0-0					
3-1-2		0-0-0		1-0-0		HOME		1-0-1		1-1-1		0-0-0					
2-3-0		1-0-0		0-1-0		AWAY		0-2-0		0-0-0		1-0-0					
0-1-0		0-0-0		0-1-0		NEUTRAL		0-0-0		0-0-0		0-0-0					
3-3-0		1-0-0		1-1-0		NON-CONFERENCE		0-1-0		1-1-0		0-0-0					
2-1-0		0-0-0		1-0-0		HOME		0-0-0		1-1-0		0-0-0					
1-1-0		1-0-0		0-0-		AWAY		0-1-0		0-0-0		0-0-0					
0-1-0		0-0-0		0-1-0		NEUTRAL		0-0-0		0-0-0		0-0-0					
2-2-2		0-0-0		0-1-0		CONFERENCE		1-1-1		0-0-1		1-0-0					
1-0-2		0-0-0		0-0-0		HOME		1-0-1		0-0-1		0-0-0					
1-2-0		0-0-0		0-1-0		AWAY		0-1-0		0-0-0		1-0-0					
0-0-0		0-0-0		0-0-0		NEUTRAL		0-0-0		0-0-0		0-0-0					
RPI	S	Opponent		Score		RPI	S	Opponent		Score		RPI	S	Opponent		Score	
3	A	Wake Forest		2	1	31	H	Boston U.		3	0	58	A	St. John's (NY)		0	1
						32	A	Notre Dame		0	3	68	A	Harvard		1	2
						36	N	Virginia Tech		0	1	71	H	Syracuse		1	0
												73	H	Louisville		2	2

Non-Div. I Games:

Connecticut

Average RPI Win:		183	WON-LOST RECORD		WINNING PCT. RANK		LAST 10 GAMES		STRENGTH OF SCHEDULE		OPP. STRENGTH OF SCHEDULE		TEAM RPI		ADJ RPI		CONF. RPI		ADJ CONF. RPI					
DIV. I ONLY			7-5-0		.58333		109		5-4-0		38		146		60		.5729		61		13		13	
DIV. I NON-CONF.			5-3-0		.625		94		3-2-0		32		126		45		.59131		47		14		14	
TOTALS		RPI 1-25		RPI 26-50		W-L RECORDS		RPI 51-100		RPI 101-150		RPI 150+												
7-5-0		0-2-0		0-2-0		OVERALL		1-0-0		2-1-0		4-0-0												
6-1-0		0-1-0		0-0-0		HOME		1-0-0		1-0-0		4-0-0												
1-4-0		0-1-0		0-2-0		AWAY		0-0-0		1-1-0		0-0-0												
0-0-0		0-0-0		0-0-0		NEUTRAL		0-0-0		0-0-0		0-0-0												
5-3-0		0-2-0		0-1-0		NON-CONFERENCE		1-0-0		1-0-0		3-0-0												
4-1-0		0-1-0		0-0-0		HOME		1-0-0		0-0-0		3-0-0												
1-2-0		0-1-0		0-0-		AWAY		0-0-0		1-0-0		0-0-0												
0-0-0		0-0-0		0-0-0		NEUTRAL		0-0-0		0-0-0		0-0-0												
2-2-0		0-0-0		0-1-0		CONFERENCE		0-0-0		1-1-0		1-0-0												
2-0-0		0-0-0		0-0-0		HOME		0-0-0		1-0-0		1-0-0												
0-2-0		0-0-0		0-1-0		AWAY		0-0-0		0-1-0		0-0-0												
0-0-0		0-0-0		0-0-0		NEUTRAL		0-0-0		0-0-0		0-0-0												
RPI	S	Opponent		Score		RPI	S	Opponent		Score		RPI	S	Opponent		Score								
8	H	Memphis		0	2	45	A	Denver		0	2	95	H	Western Caro.		1	0							
24	A	Rice		2	3	50	A	Vanderbilt		0	2													

Non-Div. I Games:

Western Ky.

Average RPI Win: 157		WON-LOST RECORD		WINNING PCT. RANK		LAST 10 GAMES		STRENGTH OF SCHEDULE		OPP. STRENGTH OF SCHEDULE		TEAM RPI		ADJ RPI		CONF. RPI		ADJ CONF. RPI	
DIV. I ONLY		9-5-0		.64286 79		6-4-0		97		38		63		.57237 62		3		3	
DIV. I NON-CONF.		8-2-0		.8 32		5-1-0		219		36		67		.56732 67		3		3	
TOTALS		RPI 1-25		RPI 26-50		W-L RECORDS		RPI 51-100		RPI 101-150		RPI 150+							
9-5-0		1-2-0		1-1-0		OVERALL		1-2-0		1-0-0		5-0-0							
6-2-0		1-1-0		1-0-0		HOME		0-1-0		0-0-0		4-0-0							
2-3-0		0-1-0		0-1-0		AWAY		1-1-0		1-0-0		0-0-0							
1-0-0		0-0-0		0-0-0		NEUTRAL		0-0-0		0-0-0		1-0-0							
8-2-0		0-1-0		1-0-0		NON-CONFERENCE		1-1-0		1-0-0		5-0-0							
5-1-0		0-1-0		1-0-0		HOME		0-0-0		0-0-0		4-0-0							
2-1-0		0-0-0		0-0-		AWAY		1-1-0		1-0-0		0-0-0							
1-0-0		0-0-0		0-0-0		NEUTRAL		0-0-0		0-0-0		1-0-0							
1-3-0		1-1-0		0-1-0		CONFERENCE		0-1-0		0-0-0		0-0-0							
1-1-0		1-0-0		0-0-0		HOME		0-1-0		0-0-0		0-0-0							
0-2-0		0-1-0		0-1-0		AWAY		0-0-0		0-0-0		0-0-0							
0-0-0		0-0-0		0-0-0		NEUTRAL		0-0-0		0-0-0		0-0-0							
RPI	S	Opponent		Score		RPI	S	Opponent		Score		RPI	S	Opponent		Score			
2	H	Florida		0	2	26	H	Ohio St.		1	0	56	A	San Diego		1	2		
14	A	Oklahoma St.		0	2	46	A	Texas Tech		0	1	64	H	Texas		1	2		
19	H	Texas A&M		1	0							86	A	TCU		2	0		
														119 A Arizona St.		1	0		
														174 H Purdue		4	2		
														213 H UMKC		3	0		
														218 N Arizona		1	0		
														261 H Eastern Ill.		4	1		
														299 H Northern Ariz.		3	0		
LAST 10 GAMES																			
64	H	Texas		1	2	2	H	Florida		0	2								
19	H	Texas A&M		1	0	119	A	Arizona St.		1	0								
14	A	Oklahoma St.		0	2	218	N	Arizona		1	0								
46	A	Texas Tech		0	1	86	A	TCU		2	0								
213	H	UMKC		3	0	299	H	Northern Ariz.		3	0								

Non-Div. I Games:

Missouri

Average RPI Win:		221	WON-LOST RECORD		WINNING PCT. RANK		LAST 10 GAMES		STRENGTH OF SCHEDULE		OPP. STRENGTH OF SCHEDULE		TEAM RPI		ADJ RPI		CONF. RPI		ADJ CONF. RPI	
DIV. I ONLY			8-2-1		.77273	25	7-2-1		155		164		61	.56914	63	24		24		
DIV. I NON-CONF.			4-2-1		.64286	87	3-2-1		96		122		81	.55697	83	23		22		
TOTALS		RPI 1-25		RPI 26-50		W-L RECORDS		RPI 51-100		RPI 101-150		RPI 150+								
8-2-1	0-1-0			0-1-0	OVERALL		0-0-0		1-0-1		7-0-0									
3-0-0	0-0-0			0-0-0	HOME		0-0-0		0-0-0		3-0-0									
4-2-1	0-1-0			0-1-0	AWAY		0-0-0		1-0-1		3-0-0									
1-0-0	0-0-0			0-0-0	NEUTRAL		0-0-0		0-0-0		1-0-0									
4-2-1	0-1-0			0-1-0	NON-CONFERENCE		0-0-0		0-0-1		4-0-0									
1-0-0	0-0-0			0-0-0	HOME		0-0-0		0-0-0		1-0-0									
2-2-1	0-1-0			0-0-	AWAY		0-0-0		0-0-1		2-0-0									
1-0-0	0-0-0			0-0-0	NEUTRAL		0-0-0		0-0-0		1-0-0									
4-0-0	0-0-0			0-0-0	CONFERENCE		0-0-0		1-0-0		3-0-0									
2-0-0	0-0-0			0-0-0	HOME		0-0-0		0-0-0		2-0-0									
2-0-0	0-0-0			0-0-0	AWAY		0-0-0		1-0-0		1-0-0									
0-0-0	0-0-0			0-0-0	NEUTRAL		0-0-0		0-0-0		0-0-0									
RPI	S	Opponent		Score	RPI	S	Opponent		Score	RPI	S	Opponent		Score	RPI	S	Opponent		Score	
10	A	Kentucky		0 2	38	A	Iowa		1 2						130	A	Saint Louis		0 0	
															137	A	Austin Peay		3 1	
															157	N	Butler		1 0	
															189	A	Illinois St.		3 2	
															220	A	Murray St.		3 0	
															255	H	Arkansas St.		4 0	
															261	H	Eastern Ill.		1 0	
															268	A	Evansville		3 0	
															278	H	SIU Edwardsville		4 0	
LAST 10 GAMES																				
					278	H	SIU Edwardsville		4 0	10	A	Kentucky		0 2						
					261	H	Eastern Ill.		1 0	157	N	Butler		1 0						
					220	A	Murray St.		3 0	268	A	Evansville		3 0						
					137	A	Austin Peay		3 1	255	H	Arkansas St.		4 0						
					130	A	Saint Louis		0 0	38	A	Iowa		1 2						

Non-Div. I Games:

Southeast Mo. St.

Average RPI Win:	115	WON-LOST	WINNING	LAST 10	STRENGTH OF	OPP. STRENGTH	TEAM	ADJ	CONF.	ADJ CONF.		
Average RPI Loss:	51	RECORD	PCT. RANK	GAMES	SCHEDULE	OF SCHEDULE	RPI	RPI	RPI	RPI		
DIV. I ONLY		8-4-0	.66667	61	7-3-0	139	16	65	.56827	64	3	3
DIV. I NON-CONF.		6-2-0	.75	40	5-1-0	243	14	89	.55237	86	3	3
<hr/>												
TOTALS	RPI 1-25	RPI 26-50		W-L RECORDS		RPI 51-100		RPI 101-150		RPI 150+		
8-4-0	0-0-0	1-2-0		OVERALL		2-2-0		3-0-0		2-0-0		
4-2-0	0-0-0	0-1-0		HOME		1-1-0		1-0-0		2-0-0		
4-1-0	0-0-0	1-1-0		AWAY		1-0-0		2-0-0		0-0-0		
0-1-0	0-0-0	0-0-0		NEUTRAL		0-1-0		0-0-0		0-0-0		
<hr/>												
6-2-0	0-0-0	1-0-0		NON-CONFERENCE		0-2-0		3-0-0		2-0-0		
3-1-0	0-0-0	0-0-0		HOME		0-1-0		1-0-0		2-0-0		
3-0-0	0-0-0	1-0-		AWAY		0-0-0		2-0-0		0-0-0		
0-1-0	0-0-0	0-0-0		NEUTRAL		0-1-0		0-0-0		0-0-0		
<hr/>												
2-2-0	0-0-0	0-2-0		CONFERENCE		2-0-0		0-0-0		0-0-0		
1-1-0	0-0-0	0-1-0		HOME		1-0-0		0-0-0		0-0-0		
1-1-0	0-0-0	0-1-0		AWAY		1-0-0		0-0-0		0-0-0		
0-0-0	0-0-0	0-0-0		NEUTRAL		0-0-0		0-0-0		0-0-0		
<hr/>												
RPI S	Opponent	Score	RPI S	Opponent	Score	RPI S	Opponent	Score	RPI S	Opponent	Score	
			35 H	Baylor	0 1	56 N	San Diego	1 2	110 H	Cal St. Northridge	5 1	
			37 A	Kansas	2 3	62 A	Missouri	2 1	129 A	Houston	3 0	
			48 A	Georgia	3 0	75 H	Loyola Marymount	1 3	131 A	Southern California	2 1	
						93 H	Iowa St.	2 1	161 H	Dartmouth	2 0	
									186 H	UTSA	2 0	
<hr/>												
LAST 10 GAMES												
			62 A	Missouri	2 1	56 N	San Diego	1 2				
			37 A	Kansas	2 3	161 H	Dartmouth	2 0				
			93 H	Iowa St.	2 1	186 H	UTSA	2 0				
			35 H	Baylor	0 1	110 H	Cal St. Northridge	5 1				
			131 A	Southern California	2 1	48 A	Georgia	3 0				

Non-Div. I Games:

Texas

Average RPI Win: 175		WON-LOST RECORD	WINNING PCT. RANK		LAST 10 GAMES	STRENGTH OF SCHEDULE	OPP. STRENGTH OF SCHEDULE	TEAM RPI	ADJ RPI		CONF. RPI	ADJ CONF. RPI					
Average RPI Loss: 47																	
DIV. I ONLY		6-3-2	.63636	82	5-3-1	106	42	66	.567	65	6	6					
DIV. I NON-CONF.		6-3-2	.63636	90	5-3-1	102	39	70	.567	68	6	6					
<hr/>																	
TOTALS		RPI 1-25		RPI 26-50		W-L RECORDS		RPI 51-100		RPI 101-150		RPI 150+					
6-3-2		0-2-1		0-0-1		OVERALL		2-0-0		1-1-0		3-0-0					
5-1-1		0-1-1		0-0-0		HOME		2-0-0		1-0-0		2-0-0					
1-2-1		0-1-0		0-0-1		AWAY		0-0-0		0-1-0		1-0-0					
0-0-0		0-0-0		0-0-0		NEUTRAL		0-0-0		0-0-0		0-0-0					
6-3-2		0-2-1		0-0-1		NON-CONFERENCE		2-0-0		1-1-0		3-0-0					
5-1-1		0-1-1		0-0-0		HOME		2-0-0		1-0-0		2-0-0					
1-2-1		0-1-0		0-1-		AWAY		0-0-0		0-1-0		1-0-0					
0-0-0		0-0-0		0-0-0		NEUTRAL		0-0-0		0-0-0		0-0-0					
0-0-0		0-0-0		0-0-0		CONFERENCE		0-0-0		0-0-0		0-0-0					
0-0-0		0-0-0		0-0-0		HOME		0-0-0		0-0-0		0-0-0					
0-0-0		0-0-0		0-0-0		AWAY		0-0-0		0-0-0		0-0-0					
0-0-0		0-0-0		0-0-0		NEUTRAL		0-0-0		0-0-0		0-0-0					
RPI	S	Opponent		Score		RPI	S	Opponent		Score		RPI	S	Opponent		Score	
14	A	Oklahoma St.		1	2	47	A	Washington		2	2	79	H	Utah St.		1	0
20	H	Miami (FL)		0	1							81	H	Cal St. Fullerton		2	1
24	H	Rice		0	0												

Non-Div. I Games:

BYU

[illegible]

Non-Div. I Games:

St. Mary's (CA)

Average RPI Win: 148		WON-LOST RECORD	WINNING PCT. RANK		LAST 10 GAMES	STRENGTH OF SCHEDULE		OPP. STRENGTH OF SCHEDULE		TEAM RPI	ADJ RPI		CONF. RPI	ADJ CONF. RPI
Average RPI Loss: 77														
DIV. I ONLY		7-4-2	.61538	91	7-3-0	71		111		64	.56401	67	10	10
DIV. I NON-CONF.		6-3-2	.63636	90	6-2-0	42		118		48	.58844	48	10	10
TOTALS		RPI 1-25	RPI 26-50		W-L RECORDS		RPI 51-100		RPI 101-150		RPI 150+			
7-4-2		0-2-0	0-0-0		OVERALL		2-0-0		2-1-1		3-1-1			
3-0-1		0-0-0	0-0-0		HOME		1-0-0		2-0-0		0-0-1			
2-4-0		0-2-0	0-0-0		AWAY		0-0-0		0-1-0		2-1-0			
2-0-1		0-0-0	0-0-0		NEUTRAL		1-0-0		0-0-1		1-0-0			
6-3-2		0-2-0	0-0-0		NON-CONFERENCE		2-0-0		2-1-1		2-0-1			
3-0-1		0-0-0	0-0-0		HOME		1-0-0		2-0-0		0-0-1			
1-3-0		0-2-0	0-0-		AWAY		0-0-0		0-1-0		1-0-0			
2-0-1		0-0-0	0-0-0		NEUTRAL		1-0-0		0-0-1		1-0-0			
1-1-0		0-0-0	0-0-0		CONFERENCE		0-0-0		0-0-0		1-1-0			
0-0-0		0-0-0	0-0-0		HOME		0-0-0		0-0-0		0-0-0			
1-1-0		0-0-0	0-0-0		AWAY		0-0-0		0-0-0		1-1-0			
0-0-0		0-0-0	0-0-0		NEUTRAL		0-0-0		0-0-0		0-0-0			
RPI	S	Opponent	Score		RPI	S	Opponent	Score		RPI	S	Opponent	Score	
6	A	Virginia	0	6						102	A	James Madison	0	2
21	A	Penn St.	0	3						114	N	George Mason	1	1
										140	H	Old Dominion	4	0
										146	H	Liberty	1	0
										164	A	St. Bonaventure	2	0
										179	A	Duquesne	0	1
										191	N	North Florida	2	1
										238	H	Longwood	0	0
										251	A	American	2	0
LAST 10 GAMES														
					164	A	St. Bonaventure	2	0	146	H	Liberty	1	0
					179	A	Duquesne	0	1	52	H	William & Mary	2	0
					251	A	American	2	0	102	A	James Madison	0	2
					191	N	North Florida	2	1	140	H	Old Dominion	4	0
					95	N	Western Caro.	4	1	21	A	Penn St.	0	3

Non-Div. I Games:

Richmond

Average RPI Win: 124		WON-LOST	WINNING		LAST 10	STRENGTH OF		OPP. STRENGTH	TEAM	ADJ		CONF.	ADJ CONF.
Average RPI Loss: 135		RECORD	PCT. RANK		GAMES	SCHEDULE		OF SCHEDULE	RPI	RPI		RPI	RPI
DIV. I ONLY		6-4-0	.6	101	6-4-0	67		135	68	.56246	68	12	12
DIV. I NON-CONF.		4-4-0	.5	148	4-4-0	101		115	123	.51863	121	12	12
TOTALS		RPI 1-25	RPI 26-50		W-L RECORDS		RPI 51-100		RPI 101-150		RPI 150+		
6-4-0	0-0-0	0-1-0		OVERALL		3-0-0		1-1-0		2-2-0			
5-1-0	0-0-0	0-0-0		HOME		3-0-0		0-1-0		2-0-0			
1-3-0	0-0-0	0-1-0		AWAY		0-0-0		1-0-0		0-2-0			
0-0-0	0-0-0	0-0-0		NEUTRAL		0-0-0		0-0-0		0-0-0			
4-4-0	0-0-0	0-1-0		NON-CONFERENCE		2-0-0		0-1-0		2-2-0			
4-1-0	0-0-0	0-0-0		HOME		2-0-0		0-1-0		2-0-0			
0-3-0	0-0-0	0-0-		AWAY		0-0-0		0-0-0		0-2-0			
0-0-0	0-0-0	0-0-0		NEUTRAL		0-0-0		0-0-0		0-0-0			
2-0-0	0-0-0	0-0-0		CONFERENCE		1-0-0		1-0-0		0-0-0			
1-0-0	0-0-0	0-0-0		HOME		1-0-0		0-0-0		0-0-0			
1-0-0	0-0-0	0-0-0		AWAY		0-0-0		1-0-0		0-0-0			
0-0-0	0-0-0	0-0-0		NEUTRAL		0-0-0		0-0-0		0-0-0			
RPI S	Opponent	Score		RPI S	Opponent	Score		RPI S	Opponent	Score			
				31 A	Boston U.	0	3	57 H	Massachusetts	2	1		
								60 H	Connecticut	2	1		
								74 H	Penn	2	0		

Non-Div. I Games:

Harvard

Average RPI Win: 135		WON-LOST RECORD		WINNING PCT. RANK		LAST 10 GAMES		STRENGTH OF SCHEDULE		OPP. STRENGTH OF SCHEDULE		TEAM RPI		ADJ RPI		CONF. RPI		ADJ CONF. RPI	
DIV. I ONLY		6-6-1		.5 150		3-5-1		45		48		70		.56146 69		7		7	
DIV. I NON-CONF.		5-2-0		.71429 62		2-1-0		17		55		18		.63936 18		7		7	
TOTALS		RPI 1-25		RPI 26-50		W-L RECORDS		RPI 51-100		RPI 101-150		RPI 150+							
6-6-1		0-2-0		0-2-0		OVERALL		1-2-0		2-0-0		3-0-1							
5-2-0		0-0-0		0-0-0		HOME		0-2-0		2-0-0		3-0-0							
1-4-1		0-2-0		0-2-0		AWAY		1-0-0		0-0-0		0-0-1							
0-0-0		0-0-0		0-0-0		NEUTRAL		0-0-0		0-0-0		0-0-0							
5-2-0		0-2-0		0-0-0		NON-CONFERENCE		1-0-0		1-0-0		3-0-0							
4-0-0		0-0-0		0-0-0		HOME		0-0-0		1-0-0		3-0-0							
1-2-0		0-2-0		0-0-		AWAY		1-0-0		0-0-0		0-0-0							
0-0-0		0-0-0		0-0-0		NEUTRAL		0-0-0		0-0-0		0-0-0							
1-4-1		0-0-0		0-2-0		CONFERENCE		0-2-0		1-0-0		0-0-1							
1-2-0		0-0-0		0-0-0		HOME		0-2-0		1-0-0		0-0-0							
0-2-1		0-0-0		0-2-0		AWAY		0-0-0		0-0-0		0-0-1							
0-0-0		0-0-0		0-0-0		NEUTRAL		0-0-0		0-0-0		0-0-0							
RPI S	Opponent		Score		RPI S	Opponent		Score		RPI S	Opponent		Score		RPI S	Opponent		Score	
1 A	UCLA		0	1	33 A	West Virginia		0	1	58 H	St. John's (NY)		0	1	113 H	Villanova		2	1
7 A	Boston College		0	1	41 A	Georgetown		1	4	71 H	Syracuse		1	2	135 H	Yale		1	0

Non-Div. I Games:

Rutgers

Average RPI Win:		201	WON-LOST RECORD		WINNING PCT. RANK		LAST 10 GAMES		STRENGTH OF SCHEDULE		OPP. STRENGTH OF SCHEDULE		TEAM RPI		ADJ RPI		CONF. RPI		ADJ CONF. RPI				
DIV. I ONLY			7-5-1		.57692 117		5-4-1		66		132		72		.56111 70		9		9				
DIV. I NON-CONF.			6-4-1		.59091 122		4-3-1		73		143		84		.55483 84		9		9				
TOTALS		RPI 1-25		RPI 26-50		W-L RECORDS		RPI 51-100		RPI 101-150		RPI 150+											
7-5-1		0-2-1		0-1-0		OVERALL		1-2-0		2-0-0		4-0-0											
2-3-1		0-1-1		0-1-0		HOME		1-1-0		0-0-0		1-0-0											
3-2-0		0-1-0		0-0-0		AWAY		0-1-0		1-0-0		2-0-0											
2-0-0		0-0-0		0-0-0		NEUTRAL		0-0-0		1-0-0		1-0-0											
6-4-1		0-2-1		0-0-0		NON-CONFERENCE		0-2-0		2-0-0		4-0-0											
1-2-1		0-1-1		0-0-0		HOME		0-1-0		0-0-0		1-0-0											
3-2-0		0-1-0		0-0-		AWAY		0-1-0		1-0-0		2-0-0											
2-0-0		0-0-0		0-0-0		NEUTRAL		0-0-0		1-0-0		1-0-0											
1-1-0		0-0-0		0-1-0		CONFERENCE		1-0-0		0-0-0		0-0-0											
1-1-0		0-0-0		0-1-0		HOME		1-0-0		0-0-0		0-0-0											
0-0-0		0-0-0		0-0-0		AWAY		0-0-0		0-0-0		0-0-0											
0-0-0		0-0-0		0-0-0		NEUTRAL		0-0-0		0-0-0		0-0-0											
RPI	S	Opponent		Score		RPI	S	Opponent		Score		RPI	S	Opponent		Score							
12	H	Pepperdine		1	1	43	H	Long Beach St.		0	6	66	A	St. Mary's (CA)		1	3	120	N	Seattle		2	1
17	A	Dayton		1	3							76	H	Fresno St.		2	3	143	A	Cincinnati		2	1
25	H	Santa Clara		0	3							81	H	Cal St. Fullerton		2	1	246	A	CSU Bakersfield		2	1
																		250	N	Boise St.		3	0
																		271	A	San Jose St.		2	0
																		295	H	Nevada		4	1
LAST 10 GAMES																							
43 H Long Beach St.						0	6	250 N Boise St.						3	0								
81 H Cal St. Fullerton						2	1	120 N Seattle						2	1								
76 H Fresno St.						2	3	66 A St. Mary's (CA)						1	3								
12 H Pepperdine						1	1	271 A San Jose St.						2	0								
295 H Nevada						4	1	25 H Santa Clara						0	3								

Non-Div. I Games:

Cal Poly

Average RPI Win: 108		WON-LOST RECORD	WINNING PCT. RANK	LAST 10 GAMES	STRENGTH OF SCHEDULE	OPP. STRENGTH OF SCHEDULE	TEAM RPI	ADJ RPI	CONF. RPI	ADJ CONF. RPI				
Average RPI Loss: 134														
DIV. I ONLY		5-4-3	.54167 133	4-3-2	53	105	69	.56043 71	7	7				
DIV. I NON-CONF.		1-2-3	.41667 200	0-1-2	29	166	97	.53559 101	7	7				
<hr/>														
TOTALS		RPI 1-25	RPI 26-50		W-L RECORDS		RPI 51-100		RPI 101-150		RPI 150+			
5-4-3		0-0-1	0-1-0		OVERALL		3-1-1		1-0-0		1-2-1			
2-1-0		0-0-0	0-1-0		HOME		0-0-0		1-0-0		1-0-0			
3-2-2		0-0-1	0-0-0		AWAY		3-1-1		0-0-0		0-1-0			
0-1-1		0-0-0	0-0-0		NEUTRAL		0-0-0		0-0-0		0-1-1			
1-2-3		0-0-1	0-0-0		NON-CONFERENCE		1-0-1		0-0-0		0-2-1			
0-0-0		0-0-0	0-0-0		HOME		0-0-0		0-0-0		0-0-0			
1-1-2		0-0-1	0-0-		AWAY		1-0-1		0-0-0		0-1-0			
0-1-1		0-0-0	0-0-0		NEUTRAL		0-0-0		0-0-0		0-1-1			
4-2-0		0-0-0	0-1-0		CONFERENCE		2-1-0		1-0-0		1-0-0			
2-1-0		0-0-0	0-1-0		HOME		0-0-0		1-0-0		1-0-0			
2-1-0		0-0-0	0-0-0		AWAY		2-1-0		0-0-0		0-0-0			
0-0-0		0-0-0	0-0-0		NEUTRAL		0-0-0		0-0-0		0-0-0			
RPI	S	Opponent	Score		RPI	S	Opponent	Score		RPI	S	Opponent	Score	
7	A	Boston College	0	0	41	H	Georgetown	1	3	60	A	Connecticut	0	1
										69	A	Rutgers	2	1
										77	A	Fairfield	0	0
										87	A	Seton Hall	4	1
										90	A	Fla. Gulf Coast	1	0
										113	H	Villanova	1	0
										166	N	Central Conn. St.	2	2
										180	H	Providence	1	0
										200	A	Rhode Island	1	2
										235	N	Robert Morris	0	1
<hr/>														
LAST 10 GAMES														
					69	A	Rutgers	2	1	60	A	Connecticut	0	1
					87	A	Seton Hall	4	1	166	N	Central Conn. St.	2	2
					113	H	Villanova	1	0	77	A	Fairfield	0	0
					41	H	Georgetown	1	3	200	A	Rhode Island	1	2
					180	H	Providence	1	0	7	A	Boston College	0	0

Non-Div. I Games:

Syracuse

Average RPI Win:		180	WON-LOST RECORD		WINNING PCT. RANK		LAST 10 GAMES		STRENGTH OF SCHEDULE		OPP. STRENGTH OF SCHEDULE		TEAM RPI		ADJ RPI		CONF. RPI		ADJ CONF. RPI	
DIV. I ONLY			6-5-1		.54167 133		3-5-1		58		84		71		.55997 72		4		4	
DIV. I NON-CONF.			5-3-1		.61111 106		2-3-1		60		110		64		.56972 63		4		4	
TOTALS		RPI 1-25		RPI 26-50		W-L RECORDS		RPI 51-100		RPI 101-150		RPI 150+								
6-5-1		0-2-1		0-1-0		OVERALL		0-1-0		2-1-0		4-0-0								
2-1-1		0-0-1		0-0-0		HOME		0-0-0		0-1-0		2-0-0								
2-2-0		0-2-0		0-0-0		AWAY		0-0-0		1-0-0		1-0-0								
2-2-0		0-0-0		0-1-0		NEUTRAL		0-1-0		1-0-0		1-0-0								
5-3-1		0-1-1		0-1-0		NON-CONFERENCE		0-1-0		1-0-0		4-0-0								
2-0-1		0-0-1		0-0-0		HOME		0-0-0		0-0-0		2-0-0								
1-1-0		0-1-0		0-0-		AWAY		0-0-0		0-0-0		1-0-0								
2-2-0		0-0-0		0-1-0		NEUTRAL		0-1-0		1-0-0		1-0-0								
1-2-0		0-1-0		0-0-0		CONFERENCE		0-0-0		1-1-0		0-0-0								
0-1-0		0-0-0		0-0-0		HOME		0-0-0		0-1-0		0-0-0								
1-1-0		0-1-0		0-0-0		AWAY		0-0-0		1-0-0		0-0-0								
0-0-0		0-0-0		0-0-0		NEUTRAL		0-0-0		0-0-0		0-0-0								
RPI	S	Opponent		Score		RPI	S	Opponent		Score		RPI	S	Opponent		Score				
1	A	UCLA		0 1		40	N	Illinois		0 5		98	N	FIU		1 2				
18	A	LSU		0 1										125 H Utah		0 2				
25	H	Santa Clara		0 0										131 A Southern California		2 1				
														141 N UC Davis		2 1				
														172 H UNLV		1 0				
														176 N Wyoming		2 0				
														208 H New Hampshire		3 0				
														250 A Boise St.		2 0				
LAST 10 GAMES						LAST 10 GAMES						LAST 10 GAMES								
131 A Southern California						40 N Illinois						125 H Utah								
1 A UCLA						18 A LSU						131 A Southern California								
125 H Utah						25 H Santa Clara						141 N UC Davis								
98 N FIU						208 H New Hampshire						172 H UNLV								
141 N UC Davis						172 H UNLV														

Non-Div. I Games:

Oregon

Average RPI Win:	149	WON-LOST	WINNING	LAST 10	STRENGTH OF	OPP. STRENGTH	TEAM	ADJ	CONF.	ADJ CONF.	
Average RPI Loss:	28	RECORD	PCT. RANK	GAMES	SCHEDULE	OF SCHEDULE	RPI	RPI	RPI	RPI	
DIV. I ONLY	5-5-3	.5	150	4-3-2	51	65	75	.55865	73	7	7
DIV. I NON-CONF.	2-4-1	.35714	232	1-2-0	21	83	96	.54088	96	7	7
<hr/>											
TOTALS	RPI 1-25	RPI 26-50		W-L RECORDS		RPI 51-100		RPI 101-150		RPI 150+	
5-5-3	0-2-0	1-3-0		OVERALL		0-0-1		1-0-1		3-0-1	
1-4-1	0-1-0	0-3-0		HOME		0-0-0		1-0-0		0-0-1	
3-1-2	0-1-0	1-0-0		AWAY		0-0-1		0-0-1		2-0-0	
1-0-0	0-0-0	0-0-0		NEUTRAL		0-0-0		0-0-0		1-0-0	
<hr/>											
2-4-1	0-1-0	0-3-0		NON-CONFERENCE		0-0-0		0-0-1		2-0-0	
0-3-0	0-0-0	0-3-0		HOME		0-0-0		0-0-0		0-0-0	
1-1-1	0-1-0	0-0-		AWAY		0-0-0		0-0-1		1-0-0	
1-0-0	0-0-0	0-0-0		NEUTRAL		0-0-0		0-0-0		1-0-0	
<hr/>											
3-1-2	0-1-0	1-0-0		CONFERENCE		0-0-1		1-0-0		1-0-1	
1-1-1	0-1-0	0-0-0		HOME		0-0-0		1-0-0		0-0-1	
2-0-1	0-0-0	1-0-0		AWAY		0-0-1		0-0-0		1-0-0	
0-0-0	0-0-0	0-0-0		NEUTRAL		0-0-0		0-0-0		0-0-0	
<hr/>											
RPI S	Opponent	Score		RPI S	Opponent	Score		RPI S	Opponent	Score	
10 A	Kentucky	0	2	32 A	Notre Dame	1	0	60 A	Connecticut	2	2
22 H	Marquette	0	1	34 H	Central Mich.	0	1	138 H	South Fla.	2	1
				35 H	Baylor	0	3	147 A	Toledo	1	1
				40 H	Illinois	1	2	157 N	Butler	1	0
								158 H	DePaul	1	1
								180 A	Providence	1	0
								237 A	Eastern Ky.	5	0
<hr/>											
LAST 10 GAMES											
138 H	South Fla.	2	1	32 A	Notre Dame	1	0				
22 H	Marquette	0	1	157 N	Butler	1	0				
180 A	Providence	1	0	10 A	Kentucky	0	2				
60 A	Connecticut	2	2	34 H	Central Mich.	0	1				
158 H	DePaul	1	1	35 H	Baylor	0	3				

Non-Div. I Games:

Louisville

Average RPI Win:	180	WON-LOST RECORD	WINNING PCT. RANK	LAST 10 GAMES	STRENGTH OF SCHEDULE	OPP. STRENGTH OF SCHEDULE	TEAM RPI	ADJ RPI	CONF. RPI	ADJ CONF. RPI	
Average RPI Loss:	91										
DIV. I ONLY		8-2-0	.8 18	8-2-0	216	106	73	.55854 74	12	12	
DIV. I NON-CONF.		7-1-0	.875 14	7-1-0	192	135	50	.58339 52	12	12	
<hr/>											
TOTALS	RPI 1-25		RPI 26-50	W-L RECORDS		RPI 51-100		RPI 101-150		RPI 150+	
8-2-0	0-0-0		0-0-0	OVERALL		0-1-0		3-1-0		5-0-0	
6-0-0	0-0-0		0-0-0	HOME		0-0-0		1-0-0		5-0-0	
2-2-0	0-0-0		0-0-0	AWAY		0-1-0		2-1-0		0-0-0	
0-0-0	0-0-0		0-0-0	NEUTRAL		0-0-0		0-0-0		0-0-0	
7-1-0	0-0-0		0-0-0	NON-CONFERENCE		0-0-0		3-1-0		4-0-0	
5-0-0	0-0-0		0-0-0	HOME		0-0-0		1-0-0		4-0-0	
2-1-0	0-0-0		0-0-	AWAY		0-0-0		2-1-0		0-0-0	
0-0-0	0-0-0		0-0-0	NEUTRAL		0-0-0		0-0-0		0-0-0	
1-1-0	0-0-0		0-0-0	CONFERENCE		0-1-0		0-0-0		1-0-0	
1-0-0	0-0-0		0-0-0	HOME		0-0-0		0-0-0		1-0-0	
0-1-0	0-0-0		0-0-0	AWAY		0-1-0		0-0-0		0-0-0	
0-0-0	0-0-0		0-0-0	NEUTRAL		0-0-0		0-0-0		0-0-0	
RPI S	Opponent	Score	RPI S	Opponent	Score	RPI S	Opponent	Score	RPI S	Opponent	Score
						68 A	Harvard	0 2	102 A	James Madison	1 0
									111 H	Delaware	2 0
									113 A	Villanova	1 0
									114 A	George Mason	2 3
									160 H	Saint Joseph's	2 0
									170 H	Saint Francis (PA)	3 0
									223 H	Cornell	2 1
									253 H	Youngstown St.	3 0
									308 H	UMBC	3 0
<hr/>											
LAST 10 GAMES											
			170 H	Saint Francis (PA)	3 0		102 A	James Madison	1 0		
			223 H	Cornell	2 1		160 H	Saint Joseph's	2 0		
			253 H	Youngstown St.	3 0		113 A	Villanova	1 0		
			68 A	Harvard	0 2		111 H	Delaware	2 0		
			114 A	George Mason	2 3		308 H	UMBC	3 0		

Non-Div. I Games:

Penn

Average RPI Win:	134	WON-LOST RECORD	WINNING PCT. RANK	LAST 10 GAMES	STRENGTH OF SCHEDULE	OPP. STRENGTH OF SCHEDULE	TEAM RPI	ADJ RPI	CONF. RPI	ADJ CONF. RPI				
Average RPI Loss:	88													
DIV. I ONLY		6-4-1	.59091	104	5-4-1	91	50	76	.55825	75	6	6		
DIV. I NON-CONF.		6-4-1	.59091	122	5-4-1	89	40	82	.55825	81	6	6		
<hr/>														
TOTALS	RPI 1-25	RPI 26-50		W-L RECORDS		RPI 51-100		RPI 101-150		RPI 150+				
6-4-1	0-1-0	0-0-0		OVERALL		3-1-1		1-1-0		2-1-0				
3-3-1	0-1-0	0-0-0		HOME		1-1-1		0-1-0		2-0-0				
3-1-0	0-0-0	0-0-0		AWAY		2-0-0		1-0-0		0-1-0				
0-0-0	0-0-0	0-0-0		NEUTRAL		0-0-0		0-0-0		0-0-0				
<hr/>														
6-4-1	0-1-0	0-0-0		NON-CONFERENCE		3-1-1		1-1-0		2-1-0				
3-3-1	0-1-0	0-0-0		HOME		1-1-1		0-1-0		2-0-0				
3-1-0	0-0-0	0-0-		AWAY		2-0-0		1-0-0		0-1-0				
0-0-0	0-0-0	0-0-0		NEUTRAL		0-0-0		0-0-0		0-0-0				
<hr/>														
0-0-0	0-0-0	0-0-0		CONFERENCE		0-0-0		0-0-0		0-0-0				
0-0-0	0-0-0	0-0-0		HOME		0-0-0		0-0-0		0-0-0				
0-0-0	0-0-0	0-0-0		AWAY		0-0-0		0-0-0		0-0-0				
0-0-0	0-0-0	0-0-0		NEUTRAL		0-0-0		0-0-0		0-0-0				
<hr/>														
RPI	S	Opponent	Score		RPI	S	Opponent	Score		RPI	S	Opponent	Score	
1	H	UCLA	1	3										
							64 A Texas	3	1	110	H	Cal St. Northridge	0	3
							69 H Rutgers	1	2	124	A	Texas St.	1	0
							76 H Fresno St.	0	0	172	A	UNLV	1	2
							80 H SMU	1	0	206	H	Long Island	3	0
							81 A Cal St. Fullerton	1	0	246	H	CSU Bakersfield	3	0
<hr/>														
LAST 10 GAMES														
					172	A	UNLV	1	2	246	H	CSU Bakersfield	3	0
					110	H	Cal St. Northridge	0	3	69	H	Rutgers	1	2
					1	H	UCLA	1	3	76	H	Fresno St.	0	0
					80	H	SMU	1	0	206	H	Long Island	3	0
					81	A	Cal St. Fullerton	1	0	124	A	Texas St.	1	0

Non-Div. I Games:

Loyola Marymount

Average RPI Win: 219		WON-LOST	WINNING	LAST 10	STRENGTH OF		OPP. STRENGTH	TEAM	ADJ		CONF.	ADJ CONF.							
Average RPI Loss: 57		RECORD	PCT. RANK	GAMES	SCHEDULE		OF SCHEDULE	RPI	RPI		RPI	RPI							
DIV. I ONLY		7-3-3	.65385	69	5-2-3		127	92	77	.55746	76	18	18						
DIV. I NON-CONF.		6-3-3	.625	94	4-2-3		105	66	83	.55738	82	18	18						
TOTALS		RPI 1-25	RPI 26-50		W-L RECORDS		RPI 51-100		RPI 101-150		RPI 150+								
7-3-3		0-2-1	0-0-0		OVERALL		1-0-1		0-0-1		6-1-0								
3-0-1		0-0-1	0-0-0		HOME		0-0-0		0-0-0		3-0-0								
3-3-2		0-2-0	0-0-0		AWAY		1-0-1		0-0-1		2-1-0								
1-0-0		0-0-0	0-0-0		NEUTRAL		0-0-0		0-0-0		1-0-0								
6-3-3		0-2-1	0-0-0		NON-CONFERENCE		1-0-1		0-0-1		5-1-0								
2-0-1		0-0-1	0-0-0		HOME		0-0-0		0-0-0		2-0-0								
3-3-2		0-2-0	0-0-		AWAY		1-0-1		0-0-1		2-1-0								
1-0-0		0-0-0	0-0-0		NEUTRAL		0-0-0		0-0-0		1-0-0								
1-0-0		0-0-0	0-0-0		CONFERENCE		0-0-0		0-0-0		1-0-0								
1-0-0		0-0-0	0-0-0		HOME		0-0-0		0-0-0		1-0-0								
0-0-0		0-0-0	0-0-0		AWAY		0-0-0		0-0-0		0-0-0								
0-0-0		0-0-0	0-0-0		NEUTRAL		0-0-0		0-0-0		0-0-0								
RPI	S	Opponent		Score		RPI	S	Opponent		Score		RPI	S	Opponent		Score			
1	A	UCLA		1	4			70	A	Cal Poly		3	2	105	A	Colorado Col.		1	1
12	H	Pepperdine		1	1			75	A	Loyola Marymount		0	0	151	A	UC Santa Barbara		2	3
19	A	Texas A&M		2	4									186	N	UTSA		4	0
														236	H	San Francisco		3	0
														246	A	CSU Bakersfield		3	1
														252	H	Idaho		1	0
														266	H	Sacramento St.		2	0
														277	A	Air Force		2	0
LAST 10 GAMES																			
246	A	CSU Bakersfield		3	1	105	A	Colorado Col.		1	1	1	A	UCLA		1	4		
252	H	Idaho		1	0	1	A	UCLA		1	4	266	H	Sacramento St.		2	0		
12	H	Pepperdine		1	1	266	H	Sacramento St.		2	0	151	A	UC Santa Barbara		2	3		
70	A	Cal Poly		3	2	151	A	UC Santa Barbara		2	3	75	A	Loyola Marymount		0	0		
277	A	Air Force		2	0	75	A	Loyola Marymount		0	0								

Non-Div. I Games:

Fresno St.

Average RPI Win:	186	WON-LOST	WINNING	LAST 10	STRENGTH OF	OPP. STRENGTH	TEAM	ADJ	CONF.	ADJ CONF.				
Average RPI Loss:	134	RECORD	PCT. RANK	GAMES	SCHEDULE	OF SCHEDULE	RPI	RPI	RPI	RPI				
DIV. I ONLY		3-3-3	.5	150	3-3-3	21	176	74	.55692	77	26	26		
DIV. I NON-CONF.		2-2-3	.5	148	2-2-3	27	145	69	.5615	72	22	23		
<hr/>														
TOTALS	RPI 1-25	RPI 26-50		W-L RECORDS		RPI 51-100		RPI 101-150		RPI 150+				
3-3-3	0-1-0	0-0-0		OVERALL		0-0-3		1-1-0		2-1-0				
2-2-1	0-0-0	0-0-0		HOME		0-0-1		0-1-0		2-1-0				
1-1-2	0-1-0	0-0-0		AWAY		0-0-2		1-0-0		0-0-0				
0-0-0	0-0-0	0-0-0		NEUTRAL		0-0-0		0-0-0		0-0-0				
<hr/>														
2-2-3	0-1-0	0-0-0		NON-CONFERENCE		0-0-3		1-0-0		1-1-0				
1-1-1	0-0-0	0-0-0		HOME		0-0-1		0-0-0		1-1-0				
1-1-2	0-1-0	0-0-		AWAY		0-0-2		1-0-0		0-0-0				
0-0-0	0-0-0	0-0-0		NEUTRAL		0-0-0		0-0-0		0-0-0				
<hr/>														
1-1-0	0-0-0	0-0-0		CONFERENCE		0-0-0		0-1-0		1-0-0				
1-1-0	0-0-0	0-0-0		HOME		0-0-0		0-1-0		1-0-0				
0-0-0	0-0-0	0-0-0		AWAY		0-0-0		0-0-0		0-0-0				
0-0-0	0-0-0	0-0-0		NEUTRAL		0-0-0		0-0-0		0-0-0				
<hr/>														
RPI	S	Opponent	Score		RPI	S	Opponent	Score		RPI	S	Opponent	Score	
7	A	Boston College	0	1						101	A	Hofstra	1	0
										121	H	Marist	0	1
										203	H	Siena	1	0
										254	H	Holy Cross	1	0
										274	H	Stony Brook	1	2
<hr/>														
LAST 10 GAMES														
					121	H	Marist	0	1	71	H	Syracuse	0	0
					203	H	Siena	1	0	57	A	Massachusetts	0	0
					84	A	Hartford	1	1	101	A	Hofstra	1	0
					274	H	Stony Brook	1	2	7	A	Boston College	0	1
					254	H	Holy Cross	1	0					

Non-Div. I Games:

Fairfield

Average RPI Win: 149		WON-LOST RECORD	WINNING PCT. RANK	LAST 10 GAMES	STRENGTH OF SCHEDULE	OPP. STRENGTH OF SCHEDULE	TEAM RPI	ADJ RPI	CONF. RPI	ADJ CONF. RPI		
Average RPI Loss: 43												
DIV. I ONLY		6-4-2	.58333 109	4-4-2	89	57	78	.55658 78	2	2		
DIV. I NON-CONF.		5-2-1	.6875 69	3-2-1	81	95	55	.57838 55	2	2		
<hr/>												
TOTALS		RPI 1-25	RPI 26-50		W-L RECORDS		RPI 51-100		RPI 101-150		RPI 150+	
6-4-2		0-2-0	1-0-0		OVERALL		0-2-1		2-0-0		3-0-1	
4-2-1		0-2-0	1-0-0		HOME		0-0-1		0-0-0		3-0-0	
2-2-1		0-0-0	0-0-0		AWAY		0-2-0		2-0-0		0-0-1	
0-0-0		0-0-0	0-0-0		NEUTRAL		0-0-0		0-0-0		0-0-0	
5-2-1		0-1-0	0-0-0		NON-CONFERENCE		0-1-1		2-0-0		3-0-0	
3-1-1		0-1-0	0-0-0		HOME		0-0-1		0-0-0		3-0-0	
2-1-0		0-0-0	0-0-		AWAY		0-1-0		2-0-0		0-0-0	
0-0-0		0-0-0	0-0-0		NEUTRAL		0-0-0		0-0-0		0-0-0	
1-2-1		0-1-0	1-0-0		CONFERENCE		0-1-0		0-0-0		0-0-1	
1-1-0		0-1-0	1-0-0		HOME		0-0-0		0-0-0		0-0-0	
0-1-1		0-0-0	0-0-0		AWAY		0-1-0		0-0-0		0-0-1	
0-0-0		0-0-0	0-0-0		NEUTRAL		0-0-0		0-0-0		0-0-0	
RPI	S	Opponent	Score	RPI	S	Opponent	Score	RPI	S	Opponent	Score	
8	H	Memphis	0 1	50	H	Vanderbilt	2 0	56	A	San Diego	0 2	
10	H	Kentucky	1 4					89	H	New Mexico	0 0	
								96	A	Ole Miss	0 3	
										112	A San Diego St.	1 0
										126	A Samford	2 1
										184	H UAB	1 0
										188	A Mississippi St.	2 2
										197	H Morehead St.	2 1
										226	H Kennesaw St.	7 1
<hr/>												
LAST 10 GAMES												
188	A	Mississippi St.	2 2	96	A	Ole Miss	0 3					
10	H	Kentucky	1 4	112	A	San Diego St.	1 0					
50	H	Vanderbilt	2 0	56	A	San Diego	0 2					
197	H	Morehead St.	2 1	89	H	New Mexico	0 0					
184	H	UAB	1 0	8	H	Memphis	0 1					

Non-Div. I Games:

Alabama

Average RPI Win: 165		WON-LOST	WINNING	LAST 10	STRENGTH OF		OPP. STRENGTH	TEAM	ADJ		CONF.	ADJ CONF.			
Average RPI Loss: 86		RECORD	PCT. RANK	GAMES	SCHEDULE		OF SCHEDULE	RPI	RPI		RPI	RPI			
DIV. I ONLY		8-4-1	.65385	69	4-4-1		112	134	79	.55604	79	18	18		
DIV. I NON-CONF.		8-3-1	.70833	67	4-3-1		68	150	49	.58673	49	18	18		
TOTALS		RPI 1-25	RPI 26-50		W-L RECORDS		RPI 51-100		RPI 101-150		RPI 150+				
8-4-1		1-1-0	0-0-0		OVERALL		1-2-0		2-0-0		4-1-1				
5-0-0		1-0-0	0-0-0		HOME		1-0-0		1-0-0		2-0-0				
3-4-1		0-1-0	0-0-0		AWAY		0-2-0		1-0-0		2-1-1				
0-0-0		0-0-0	0-0-0		NEUTRAL		0-0-0		0-0-0		0-0-0				
8-3-1		1-1-0	0-0-0		NON-CONFERENCE		1-2-0		2-0-0		4-0-1				
5-0-0		1-0-0	0-0-0		HOME		1-0-0		1-0-0		2-0-0				
3-3-1		0-1-0	0-0-		AWAY		0-2-0		1-0-0		2-0-1				
0-0-0		0-0-0	0-0-0		NEUTRAL		0-0-0		0-0-0		0-0-0				
0-1-0		0-0-0	0-0-0		CONFERENCE		0-0-0		0-0-0		0-1-0				
0-0-0		0-0-0	0-0-0		HOME		0-0-0		0-0-0		0-0-0				
0-1-0		0-0-0	0-0-0		AWAY		0-0-0		0-0-0		0-1-0				
0-0-0		0-0-0	0-0-0		NEUTRAL		0-0-0		0-0-0		0-0-0				
RPI S	Opponent	Score		RPI S	Opponent	Score		RPI S	Opponent	Score		RPI S	Opponent	Score	
14 A	Oklahoma St.	0	3					65 A	BYU	0	1	105 A	Colorado Col.	2	1
24 H	Rice	1	0					81 H	Cal St. Fullerton	1	0	125 H	Utah	1	0
								82 A	Tulsa	0	1	181 A	Hawaii	1	2
												201 A	Northern Colo.	2	1
												232 A	Weber St.	1	0
												250 A	Boise St.	1	1
												260 H	Portland St.	2	1
												294 H	Idaho St.	6	1
LAST 10 GAMES															
250 A	Boise St.	1	1	181 A	Hawaii	1	2								
65 A	BYU	0	1	24 H	Rice	1	0								
14 A	Oklahoma St.	0	3	81 H	Cal St. Fullerton	1	0								
82 A	Tulsa	0	1	125 H	Utah	1	0								
294 H	Idaho St.	6	1	201 A	Northern Colo.	2	1								

Non-Div. I Games:

Utah St.

Average RPI Win:		149	WON-LOST RECORD		WINNING PCT. RANK		LAST 10 GAMES		STRENGTH OF SCHEDULE		OPP. STRENGTH OF SCHEDULE		TEAM RPI		ADJ RPI		CONF. RPI		ADJ CONF. RPI				
Average RPI Loss:		68	7-5-0		.58333 109		6-4-0		101		44		83		.55408 80		8		8				
DIV. I ONLY			4-4-0		.5 148		3-3-0		110		82		119		.52222 114		8		8				
DIV. I NON-CONF.																							
TOTALS		RPI 1-25		RPI 26-50		W-L RECORDS		RPI 51-100		RPI 101-150		RPI 150+											
7-5-0		1-2-0		0-0-0		OVERALL		1-1-0		2-2-0		3-0-0											
6-1-0		1-1-0		0-0-0		HOME		1-0-0		1-0-0		3-0-0											
1-4-0		0-1-0		0-0-0		AWAY		0-1-0		1-2-0		0-0-0											
0-0-0		0-0-0		0-0-0		NEUTRAL		0-0-0		0-0-0		0-0-0											
4-4-0		0-1-0		0-0-0		NON-CONFERENCE		1-1-0		1-2-0		2-0-0											
3-0-0		0-0-0		0-0-0		HOME		1-0-0		0-0-0		2-0-0											
1-4-0		0-1-0		0-0-		AWAY		0-1-0		1-2-0		0-0-0											
0-0-0		0-0-0		0-0-0		NEUTRAL		0-0-0		0-0-0		0-0-0											
3-1-0		1-1-0		0-0-0		CONFERENCE		0-0-0		1-0-0		1-0-0											
3-1-0		1-1-0		0-0-0		HOME		0-0-0		1-0-0		1-0-0											
0-0-0		0-0-0		0-0-0		AWAY		0-0-0		0-0-0		0-0-0											
0-0-0		0-0-0		0-0-0		NEUTRAL		0-0-0		0-0-0		0-0-0											
RPI	S	Opponent		Score		RPI	S	Opponent		Score		RPI	S	Opponent		Score							
1	A	UCLA		0	1					59	H	Stephen F. Austin		2	1	106	A	Oklahoma		1	0		
16	H	UCF		1	0					75	A	Loyola Marymount		0	1	117	A	Arkansas		1	2		
24	H	Rice		0	1											122	A	North Texas		1	2		
																129	H	Houston		1	0		
																186	H	UTSA		2	0		
																229	H	Southern Miss.		3	1		
																320	H	Prairie View		4	0		
						LAST 10 GAMES																	
						24	H	Rice		0	1	129	H	Houston		1	0						
						229	H	Southern Miss.		3	1	1	A	UCLA		0	1						
						16	H	UCF		1	0	122	A	North Texas		1	2						
						320	H	Prairie View		4	0	106	A	Oklahoma		1	0						
						75	A	Loyola Marymount		0	1	186	H	UTSA		2	0						

Non-Div. I Games:

SMU

Average RPI Win: 136		WON-LOST	WINNING	LAST 10	STRENGTH OF		OPP. STRENGTH	TEAM	ADJ		CONF.	ADJ CONF.		
Average RPI Loss: 60		RECORD	PCT. RANK	GAMES	SCHEDULE		OF SCHEDULE	RPI	RPI		RPI	RPI		
DIV. I ONLY		6-5-2	.53846	147	5-4-1		65	100	80	.55374	81	9	9	
DIV. I NON-CONF.		5-4-2	.54545	147	4-3-1		53	102	75	.56137	73	9	9	
TOTALS		RPI 1-25	RPI 26-50		W-L RECORDS		RPI 51-100		RPI 101-150		RPI 150+			
6-5-2		0-1-0	0-0-0		OVERALL		2-4-0		1-0-1		3-0-1			
3-2-2		0-1-0	0-0-0		HOME		1-1-0		0-0-1		2-0-1			
2-3-0		0-0-0	0-0-0		AWAY		1-3-0		0-0-0		1-0-0			
1-0-0		0-0-0	0-0-0		NEUTRAL		0-0-0		1-0-0		0-0-0			
5-4-2		0-1-0	0-0-0		NON-CONFERENCE		2-3-0		1-0-1		2-0-1			
3-2-2		0-1-0	0-0-0		HOME		1-1-0		0-0-1		2-0-1			
1-2-0		0-0-0	0-0-		AWAY		1-2-0		0-0-0		0-0-0			
1-0-0		0-0-0	0-0-0		NEUTRAL		0-0-0		1-0-0		0-0-0			
1-1-0		0-0-0	0-0-0		CONFERENCE		0-1-0		0-0-0		1-0-0			
0-0-0		0-0-0	0-0-0		HOME		0-0-0		0-0-0		0-0-0			
1-1-0		0-0-0	0-0-0		AWAY		0-1-0		0-0-0		1-0-0			
0-0-0		0-0-0	0-0-0		NEUTRAL		0-0-0		0-0-0		0-0-0			
RPI	S	Opponent	Score		RPI	S	Opponent	Score		RPI	S	Opponent	Score	
12	H	Pepperdine	1	2						56	H	San Diego	2	0
										122	N	North Texas	4	1
										65	A	BYU	1	2
										125	H	Utah	0	0
										70	A	Cal Poly	1	2
										151	A	UC Santa Barbara	2	1
										75	H	Loyola Marymount	0	1
										172	H	UNLV	1	1
										190	H	Columbia	1	0
										89	A	New Mexico	3	2
										206	H	Long Island	3	1
LAST 10 GAMES														
		70	A	Cal Poly	1	2				151	A	UC Santa Barbara	2	1
		172	H	UNLV	1	1				190	H	Columbia	1	0
		56	H	San Diego	2	0				75	H	Loyola Marymount	0	1
		122	N	North Texas	4	1				79	A	Utah St.	0	1
		89	A	New Mexico	3	2				65	A	BYU	1	2

Non-Div. I Games:

Cal St. Fullerton

Average RPI Win:		176	WON-LOST		WINNING		LAST 10		STRENGTH OF		OPP. STRENGTH		TEAM		ADJ		CONF.		ADJ CONF.	
Average RPI Loss:		44	RECORD		PCT. RANK		GAMES		SCHEDULE		OF SCHEDULE		RPI		RPI		RPI		RPI	
DIV. I ONLY			7-4-2		.61538		91		4-3-2		114		80		81		.55261		82	
DIV. I NON-CONF.			6-2-1		.72222		57		3-1-1		100		133		59		.57644		58	
TOTALS		RPI 1-25		RPI 26-50		W-L RECORDS		RPI 51-100		RPI 101-150		RPI 150+								
7-4-2		0-2-0		0-1-0		OVERALL		2-0-1		1-1-0		4-0-1								
5-2-1		0-2-0		0-0-0		HOME		2-0-0		1-0-0		2-0-1								
2-1-1		0-0-0		0-1-0		AWAY		0-0-1		0-0-0		2-0-0								
0-1-0		0-0-0		0-0-0		NEUTRAL		0-0-0		0-1-0		0-0-0								
6-2-1		0-0-0		0-1-0		NON-CONFERENCE		2-0-1		0-1-0		4-0-0								
4-0-0		0-0-0		0-0-0		HOME		2-0-0		0-0-0		2-0-0								
2-1-1		0-0-0		0-0-		AWAY		0-0-1		0-0-0		2-0-0								
0-1-0		0-0-0		0-0-0		NEUTRAL		0-0-0		0-1-0		0-0-0								
1-2-1		0-2-0		0-0-0		CONFERENCE		0-0-0		1-0-0		0-0-1								
1-2-1		0-2-0		0-0-0		HOME		0-0-0		1-0-0		0-0-1								
0-0-0		0-0-0		0-0-0		AWAY		0-0-0		0-0-0		0-0-0								
0-0-0		0-0-0		0-0-0		NEUTRAL		0-0-0		0-0-0		0-0-0								
RPI	S	Opponent		Score		RPI	S	Opponent		Score		RPI	S	Opponent		Score				
16	H	UCF		1	2	32	A	Notre Dame		1	7	59	H	Stephen F. Austin		1	0			
24	H	Rice		0	2							79	H	Utah St.		1	0			
												88	A	Missouri St.		0	0			

Non-Div. I Games:

Tulsa

Average RPI Win: 215		WON-LOST RECORD	WINNING PCT. RANK		LAST 10 GAMES	STRENGTH OF SCHEDULE	OPP. STRENGTH OF SCHEDULE	TEAM RPI	ADJ RPI		CONF. RPI	ADJ CONF. RPI					
Average RPI Loss: 58																	
DIV. I ONLY		8-2-2	.75	31	7-1-2	180	171	81	.54981	83	17	17					
DIV. I NON-CONF.		7-2-2	.72727	55	6-1-2	153	174	86	.55235	87	17	17					
<hr/>																	
TOTALS		RPI 1-25		RPI 26-50		W-L RECORDS		RPI 51-100		RPI 101-150		RPI 150+					
8-2-2		0-1-0		0-0-0		OVERALL		1-0-0		2-1-0		5-0-2					
6-1-2		0-0-0		0-0-0		HOME		1-0-0		1-1-0		4-0-2					
2-1-0		0-1-0		0-0-0		AWAY		0-0-0		1-0-0		1-0-0					
0-0-0		0-0-0		0-0-0		NEUTRAL		0-0-0		0-0-0		0-0-0					
7-2-2		0-1-0		0-0-0		NON-CONFERENCE		1-0-0		2-1-0		4-0-2					
5-1-2		0-0-0		0-0-0		HOME		1-0-0		1-1-0		3-0-2					
2-1-0		0-1-0		0-0-		AWAY		0-0-0		1-0-0		1-0-0					
0-0-0		0-0-0		0-0-0		NEUTRAL		0-0-0		0-0-0		0-0-0					
1-0-0		0-0-0		0-0-0		CONFERENCE		0-0-0		0-0-0		1-0-0					
1-0-0		0-0-0		0-0-0		HOME		0-0-0		0-0-0		1-0-0					
0-0-0		0-0-0		0-0-0		AWAY		0-0-0		0-0-0		0-0-0					
0-0-0		0-0-0		0-0-0		NEUTRAL		0-0-0		0-0-0		0-0-0					
RPI	S	Opponent		Score		RPI	S	Opponent		Score		RPI	S	Opponent		Score	
4	A	Duke		0 2								87	H	Seton Hall		1 0	
												111	H	Delaware		1 2	
												121	H	Marist		1 0	
												150	A	Appalachian St.		1 0	
												166	H	Central Conn. St.		0 0	
												178	H	Sacred Heart		0 0	
												241	H	Stetson		5 1	
												254	H	Holy Cross		2 0	
												274	A	Stony Brook		2 0	
												282	H	Howard		1 0	
												312	H	VMI		3 0	
<hr/>																	
LAST 10 GAMES																	
						121	H	Marist		1 0		254	H	Holy Cross		2 0	
						282	H	Howard		1 0		312	H	VMI		3 0	
						111	H	Delaware		1 2		241	H	Stetson		5 1	
						274	A	Stony Brook		2 0		87	H	Seton Hall		1 0	
						178	H	Sacred Heart		0 0		166	H	Central Conn. St.		0 0	

Non-Div. I Games:

Army

Average RPI Win: 237		WON-LOST	WINNING	LAST 10	STRENGTH OF	OPP. STRENGTH	TEAM	ADJ	CONF.	ADJ CONF.		
Average RPI Loss: 0		RECORD	PCT. RANK	GAMES	SCHEDULE	OF SCHEDULE	RPI	RPI	RPI	RPI		
DIV. I ONLY		10-0-2	.91667	6	9-0-1	294	155	86	.54713	84	21	21
DIV. I NON-CONF.		7-0-2	.88889	9	6-0-1	264	139	78	.55869	80	20	20
<hr/>												
TOTALS		RPI 1-25		RPI 26-50		W-L RECORDS		RPI 51-100		RPI 101-150		RPI 150+
10-0-2		0-0-0		0-0-0		OVERALL		0-0-1		0-0-1		10-0-0
3-0-1		0-0-0		0-0-0		HOME		0-0-1		0-0-0		3-0-0
5-0-1		0-0-0		0-0-0		AWAY		0-0-0		0-0-1		5-0-0
2-0-0		0-0-0		0-0-0		NEUTRAL		0-0-0		0-0-0		2-0-0
7-0-2		0-0-0		0-0-0		NON-CONFERENCE		0-0-1		0-0-1		7-0-0
2-0-1		0-0-0		0-0-0		HOME		0-0-1		0-0-0		2-0-0
3-0-1		0-0-0		0-0-		AWAY		0-0-0		0-0-1		3-0-0
2-0-0		0-0-0		0-0-0		NEUTRAL		0-0-0		0-0-0		2-0-0
3-0-0		0-0-0		0-0-0		CONFERENCE		0-0-0		0-0-0		3-0-0
1-0-0		0-0-0		0-0-0		HOME		0-0-0		0-0-0		1-0-0
2-0-0		0-0-0		0-0-0		AWAY		0-0-0		0-0-0		2-0-0
0-0-0		0-0-0		0-0-0		NEUTRAL		0-0-0		0-0-0		0-0-0
RPI	S	Opponent	Score	RPI	S	Opponent	Score	RPI	S	Opponent	Score	

Non-Div. I Games:

Hartford

Average RPI Win: 150		WON-LOST	WINNING	LAST 10	STRENGTH OF		OPP. STRENGTH	TEAM	ADJ		CONF.	ADJ CONF.			
Average RPI Loss: 61		RECORD	PCT. RANK	GAMES	SCHEDULE		OF SCHEDULE	RPI	RPI		RPI	RPI			
DIV. I ONLY		4-7-2	.38462	220	3-5-2		15	72	89		.54595	85			
DIV. I NON-CONF.		3-5-0	.375	215	2-3-0		62	105	135		.50808	134			
TOTALS		RPI 1-25	RPI 26-50		W-L RECORDS		RPI 51-100		RPI 101-150		RPI 150+				
4-7-2		0-2-0	1-2-2		OVERALL		0-1-0		0-1-0		3-1-0				
1-3-1		0-2-0	0-1-1		HOME		0-0-0		0-0-0		1-0-0				
3-4-1		0-0-0	1-1-1		AWAY		0-1-0		0-1-0		2-1-0				
0-0-0		0-0-0	0-0-0		NEUTRAL		0-0-0		0-0-0		0-0-0				
3-5-0		0-1-0	0-2-0		NON-CONFERENCE		0-0-0		0-1-0		3-1-0				
1-2-0		0-1-0	0-1-0		HOME		0-0-0		0-0-0		1-0-0				
2-3-0		0-0-0	0-0-		AWAY		0-0-0		0-1-0		2-1-0				
0-0-0		0-0-0	0-0-0		NEUTRAL		0-0-0		0-0-0		0-0-0				
1-2-2		0-1-0	1-0-2		CONFERENCE		0-1-0		0-0-0		0-0-0				
0-1-1		0-1-0	0-0-1		HOME		0-0-0		0-0-0		0-0-0				
1-1-1		0-0-0	1-0-1		AWAY		0-1-0		0-0-0		0-0-0				
0-0-0		0-0-0	0-0-0		NEUTRAL		0-0-0		0-0-0		0-0-0				
RPI S	Opponent	Score		RPI S	Opponent	Score		RPI S	Opponent	Score		RPI S	Opponent	Score	
9 H	Milwaukee	0	1	26 H	Ohio St.	1	1	53 A	Michigan St.	0	3	112 A	San Diego St.	1	2
21 H	Penn St.	0	1	29 A	Maryland	0	1					151 A	UC Santa Barbara	1	0
				30 A	Wisconsin	2	2					158 A	DePaul	1	2
				48 H	Georgia	1	2					189 A	Illinois St.	1	0
				49 A	Michigan	3	2					212 H	South Dakota St.	5	0
LAST 10 GAMES															
				30 A	Wisconsin	2	2	21 H	Penn St.	0	1				
				53 A	Michigan St.	0	3	189 A	Illinois St.	1	0				
				49 A	Michigan	3	2	9 H	Milwaukee	0	1				
				26 H	Ohio St.	1	1	48 H	Georgia	1	2				
				158 A	DePaul	1	2	151 A	UC Santa Barbara	1	0				

Non-Div. I Games:

Minnesota

TCU

TCU

Average RPI Win: 147		WON-LOST	WINNING	LAST 10	STRENGTH OF		OPP. STRENGTH	TEAM	ADJ	CONF.	ADJ CONF.
Average RPI Loss: 61		RECORD	PCT. RANK	GAMES	SCHEDULE		OF SCHEDULE	RPI	RPI	RPI	RPI
DIV. I ONLY		7-4-2	.61538	91	5-3-1		116	130	87	.54463	87
DIV. I NON-CONF.		4-1-2	.71429	62	2-0-1		149	225	92	.54494	93
TOTALS		RPI 1-25	RPI 26-50		W-L RECORDS		RPI 51-100		RPI 101-150		RPI 150+
7-4-2		0-0-0	1-1-0		OVERALL		0-3-0		2-0-0		4-0-2
3-2-1		0-0-0	1-0-0		HOME		0-2-0		0-0-0		2-0-1
3-2-1		0-0-0	0-1-0		AWAY		0-1-0		1-0-0		2-0-1
1-0-0		0-0-0	0-0-0		NEUTRAL		0-0-0		1-0-0		0-0-0
4-1-2		0-0-0	0-0-0		NON-CONFERENCE		0-1-0		1-0-0		3-0-2
2-0-1		0-0-0	0-0-0		HOME		0-0-0		0-0-0		2-0-1
1-1-1		0-0-0	0-0-		AWAY		0-1-0		0-0-0		1-0-1
1-0-0		0-0-0	0-0-0		NEUTRAL		0-0-0		1-0-0		0-0-0
3-3-0		0-0-0	1-1-0		CONFERENCE		0-2-0		1-0-0		1-0-0
1-2-0		0-0-0	1-0-0		HOME		0-2-0		0-0-0		0-0-0
2-1-0		0-0-0	0-1-0		AWAY		0-0-0		1-0-0		1-0-0
0-0-0		0-0-0	0-0-0		NEUTRAL		0-0-0		0-0-0		0-0-0
RPI S	Opponent	Score	RPI S	Opponent	Score	RPI S	Opponent	Score	RPI S	Opponent	Score
			33 A	West Virginia	0 4	58 H	St. John's (NY)	1 2	109 N	Colgate	1 0
			41 H	Georgetown	3 2	71 H	Syracuse	1 4	113 A	Villanova	1 0
						83 A	Army	0 1	156 A	Monmouth	1 0
									171 H	Fordham	3 2
									193 H	Lehigh	1 1
									215 H	Princeton	2 1
									225 A	Pittsburgh	3 0
									307 A	Iona	0 0
LAST 10 GAMES											
			71 H	Syracuse	1 4	58 H	St. John's (NY)	1 2			
			225 A	Pittsburgh	3 0	307 A	Iona	0 0			
			33 A	West Virginia	0 4	215 H	Princeton	2 1			
			113 A	Villanova	1 0	109 N	Colgate	1 0			
			41 H	Georgetown	3 2	83 A	Army	0 1			

Non-Div. I Games:

Seton Hall

Average RPI Win:	168	WON-LOST RECORD	WINNING PCT. RANK	LAST 10 GAMES	STRENGTH OF SCHEDULE	OPP. STRENGTH OF SCHEDULE	TEAM RPI	ADJ RPI	CONF. RPI	ADJ CONF. RPI		
DIV. I ONLY		8-3-1	.70833	47	7-2-1	205	70	91	.54449	88	25	25
DIV. I NON-CONF.		6-3-1	.65	82	5-2-1	200	21	98	.53917	97	25	25
<hr/>												
TOTALS	RPI 1-25	RPI 26-50		W-L RECORDS		RPI 51-100		RPI 101-150		RPI 150+		
8-3-1	0-0-0	1-1-0		OVERALL		0-0-1		2-2-0		5-0-0		
4-1-1	0-0-0	0-1-0		HOME		0-0-1		1-0-0		3-0-0		
4-2-0	0-0-0	1-0-0		AWAY		0-0-0		1-2-0		2-0-0		
0-0-0	0-0-0	0-0-0		NEUTRAL		0-0-0		0-0-0		0-0-0		
<hr/>												
6-3-1	0-0-0	1-1-0		NON-CONFERENCE		0-0-1		2-2-0		3-0-0		
3-1-1	0-0-0	0-1-0		HOME		0-0-1		1-0-0		2-0-0		
3-2-0	0-0-0	1-0-		AWAY		0-0-0		1-2-0		1-0-0		
0-0-0	0-0-0	0-0-0		NEUTRAL		0-0-0		0-0-0		0-0-0		
<hr/>												
2-0-0	0-0-0	0-0-0		CONFERENCE		0-0-0		0-0-0		2-0-0		
1-0-0	0-0-0	0-0-0		HOME		0-0-0		0-0-0		1-0-0		
1-0-0	0-0-0	0-0-0		AWAY		0-0-0		0-0-0		1-0-0		
0-0-0	0-0-0	0-0-0		NEUTRAL		0-0-0		0-0-0		0-0-0		
<hr/>												
RPI	S	Opponent	Score	RPI	S	Opponent	Score	RPI	S	Opponent	Score	
				37	H	Kansas	1 3	82	H	Tulsa	0 0	
				50	A	Vanderbilt	2 1					

Non-Div. I Games:

Missouri St.

Average RPI Win:		170	WON-LOST RECORD		WINNING PCT. RANK		LAST 10 GAMES		STRENGTH OF SCHEDULE		OPP. STRENGTH OF SCHEDULE		TEAM RPI		ADJ RPI		CONF. RPI		ADJ CONF. RPI				
DIV. I ONLY		6-4-3		.57692		117		5-3-2		117		59		88		.54437		89		15		15	
DIV. I NON-CONF.		6-4-2		.58333		126		5-3-1		107		46		91		.54756		89		15		15	
TOTALS		RPI 1-25		RPI 26-50		W-L RECORDS		RPI 51-100		RPI 101-150		RPI 150+											
6-4-3		0-1-0		0-2-0		OVERALL		0-1-2		2-0-1		4-0-0											
3-1-1		0-0-0		0-0-0		HOME		0-1-1		1-0-0		2-0-0											
3-1-2		0-1-0		0-0-0		AWAY		0-0-1		1-0-1		2-0-0											
0-2-0		0-0-0		0-2-0		NEUTRAL		0-0-0		0-0-0		0-0-0											
6-4-2		0-1-0		0-2-0		NON-CONFERENCE		0-1-2		2-0-0		4-0-0											
3-1-1		0-0-0		0-0-0		HOME		0-1-1		1-0-0		2-0-0											
3-1-1		0-1-0		0-0-		AWAY		0-0-1		1-0-0		2-0-0											
0-2-0		0-0-0		0-2-0		NEUTRAL		0-0-0		0-0-0		0-0-0											
0-0-1		0-0-0		0-0-0		CONFERENCE		0-0-0		0-0-1		0-0-0											
0-0-0		0-0-0		0-0-0		HOME		0-0-0		0-0-0		0-0-0											
0-0-1		0-0-0		0-0-0		AWAY		0-0-0		0-0-1		0-0-0											
0-0-0		0-0-0		0-0-0		NEUTRAL		0-0-0		0-0-0		0-0-0											
RPI	S	Opponent		Score		RPI	S	Opponent		Score		RPI	S	Opponent		Score							
13	A	Florida St.		0 1		42	N	Oregon St.		1 2		66	H	St. Mary's (CA)		1 1							
						47	N	Washington		1 2		78	A	Alabama		0 0							
												81	H	Cal St. Fullerton		2 3							
														106 H Oklahoma		2 1							
														110 A Cal St. Northridge		1 0							
														112 A San Diego St.		0 0							
														151 A UC Santa Barbara		1 0							
														192 H UC Riverside		2 1							
														214 A New Mexico St.		4 0							
														246 H CSU Bakersfield		4 0							
LAST 10 GAMES																							
214	A	New Mexico St.		4 0		112	A	San Diego St.		0 0													
106	H	Oklahoma		2 1		42	N	Oregon St.		1 2													
192	H	UC Riverside		2 1		151	A	UC Santa Barbara		1 0													
81	H	Cal St. Fullerton		2 3		110	A	Cal St. Northridge		1 0													
47	N	Washington		1 2		78	A	Alabama		0 0													

Non-Div. I Games:

New Mexico

Average RPI Win:		203	WON-LOST RECORD		WINNING PCT. RANK		LAST 10 GAMES		STRENGTH OF SCHEDULE		OPP. STRENGTH OF SCHEDULE		TEAM RPI		ADJ RPI		CONF. RPI		ADJ CONF. RPI					
DIV. I ONLY			7-3-2		.66667		61		6-2-2		190		31		90		.54415		90		23		23	
DIV. I NON-CONF.			5-3-1		.61111		106		4-2-1		190		12		102		.53701		98		24		24	
TOTALS		RPI 1-25		RPI 26-50		W-L RECORDS		RPI 51-100		RPI 101-150		RPI 150+												
7-3-2		0-2-1		0-0-0		OVERALL		1-1-0		0-0-1		6-0-0												
3-2-1		0-1-0		0-0-0		HOME		0-1-0		0-0-1		3-0-0												
4-1-1		0-1-1		0-0-0		AWAY		1-0-0		0-0-0		3-0-0												
0-0-0		0-0-0		0-0-0		NEUTRAL		0-0-0		0-0-0		0-0-0												
5-3-1		0-2-1		0-0-0		NON-CONFERENCE		1-1-0		0-0-0		4-0-0												
2-2-0		0-1-0		0-0-0		HOME		0-1-0		0-0-0		2-0-0												
3-1-1		0-1-1		0-0-		AWAY		1-0-0		0-0-0		2-0-0												
0-0-0		0-0-0		0-0-0		NEUTRAL		0-0-0		0-0-0		0-0-0												
2-0-1		0-0-0		0-0-0		CONFERENCE		0-0-0		0-0-1		2-0-0												
1-0-1		0-0-0		0-0-0		HOME		0-0-0		0-0-1		1-0-0												
1-0-0		0-0-0		0-0-0		AWAY		0-0-0		0-0-0		1-0-0												
0-0-0		0-0-0		0-0-0		NEUTRAL		0-0-0		0-0-0		0-0-0												
RPI	S	Opponent		Score		RPI	S	Opponent		Score		RPI	S	Opponent		Score								
2	A	Florida		0	5							71	H	Syracuse		0	1							
16	A	UCF		0	0							98	A	FIU		3	2							
20	H	Miami (FL)		1	2									134 H Jacksonville		0	0							
														167 A Charlotte		2	0							
														179 H Duquesne		1	0							
														191 H North Florida		4	0							
														230 A Davidson		2	1							
														241 A Stetson		1	0							
														315 H Eastern Wash.		4	1							
LAST 10 GAMES																								
134 H Jacksonville						0	0	241 A Stetson						1	0									
191 H North Florida						4	0	20 H Miami (FL)						1	2									
16 A UCF						0	0	179 H Duquesne						1	0									
2 A Florida						0	5	230 A Davidson						2	1									
98 A FIU						3	2	167 A Charlotte						2	0									

Non-Div. I Games:

Fla. Gulf Coast

Average RPI Win: 180		WON-LOST	WINNING	LAST 10	STRENGTH OF	OPP. STRENGTH	TEAM	ADJ	CONF.	ADJ CONF.							
Average RPI Loss: 74		RECORD	PCT. RANK	GAMES	SCHEDULE	OF SCHEDULE	RPI	RPI	RPI	RPI							
DIV. I ONLY		5-5-2	.5	150	3-5-2	46	149	85	.5435	91	14	14					
DIV. I NON-CONF.		5-3-1	.61111	106	3-3-1	36	165	53	.57756	56	13	13					
<hr/>																	
TOTALS		RPI 1-25		RPI 26-50		W-L RECORDS		RPI 51-100		RPI 101-150		RPI 150+					
5-5-2		0-2-0		0-1-0		OVERALL		0-0-1		1-0-0		4-2-1					
3-1-1		0-1-0		0-0-0		HOME		0-0-0		1-0-0		2-0-1					
1-3-0		0-1-0		0-1-0		AWAY		0-0-0		0-0-0		1-1-0					
1-1-1		0-0-0		0-0-0		NEUTRAL		0-0-1		0-0-0		1-1-0					
5-3-1		0-1-0		0-1-0		NON-CONFERENCE		0-0-1		1-0-0		4-1-0					
3-0-0		0-0-0		0-0-0		HOME		0-0-0		1-0-0		2-0-0					
1-2-0		0-1-0		0-0-		AWAY		0-0-0		0-0-0		1-0-0					
1-1-1		0-0-0		0-0-0		NEUTRAL		0-0-1		0-0-0		1-1-0					
0-2-1		0-1-0		0-0-0		CONFERENCE		0-0-0		0-0-0		0-1-1					
0-1-1		0-1-0		0-0-0		HOME		0-0-0		0-0-0		0-0-1					
0-1-0		0-0-0		0-0-0		AWAY		0-0-0		0-0-0		0-1-0					
0-0-0		0-0-0		0-0-0		NEUTRAL		0-0-0		0-0-0		0-0-0					
RPI	S	Opponent		Score		RPI	S	Opponent		Score		RPI	S	Opponent		Score	
9	H	Milwaukee		1	3	26	A	Ohio St.		1	2	96	N	Ole Miss		0	0
15	A	Auburn		0	1							103	H	Western Mich.		3	2
												157	A	Butler		0	1
												163	N	East Tenn. St.		1	2
												175	N	UT Martin		3	2
												187	A	Ohio		1	0
												198	H	Canisius		8	1
												237	H	Eastern Ky.		1	0
												253	H	Youngstown St.		1	1
<hr/>																	
						LAST 10 GAMES											
						157 A Butler 0 1						9 H Milwaukee 1 3					
						253 H Youngstown St. 1 1						15 A Auburn 0 1					
						103 H Western Mich. 3 2						96 N Ole Miss 0 0					
						175 N UT Martin 3 2						26 A Ohio St. 1 2					
						163 N East Tenn. St. 1 2						237 H Eastern Ky. 1 0					

Non-Div. I Games:

Wright St.

Average RPI Win: 168		WON-LOST RECORD	WINNING PCT. RANK	LAST 10 GAMES	STRENGTH OF SCHEDULE	OPP. STRENGTH OF SCHEDULE	TEAM RPI	ADJ RPI	CONF. RPI	ADJ CONF. RPI							
Average RPI Loss: 47																	
DIV. I ONLY		5-6-1	.45833	178	5-4-0	64	51	97	.54274	92	5	5					
DIV. I NON-CONF.		3-3-1	.5	148	3-1-0	14	30	47	.59274	46	5	5					
<hr/>																	
TOTALS		RPI 1-25		RPI 26-50		W-L RECORDS		RPI 51-100		RPI 101-150		RPI 150+					
5-6-1		0-2-0		1-2-1		OVERALL		0-1-0		1-1-0		3-0-0					
3-3-1		0-1-0		0-1-1		HOME		0-1-0		1-0-0		2-0-0					
2-2-0		0-0-0		1-1-0		AWAY		0-0-0		0-1-0		1-0-0					
0-1-0		0-1-0		0-0-0		NEUTRAL		0-0-0		0-0-0		0-0-0					
3-3-1		0-2-0		1-1-1		NON-CONFERENCE		0-0-0		1-0-0		1-0-0					
2-1-1		0-1-0		0-0-1		HOME		0-0-0		1-0-0		1-0-0					
1-1-0		0-0-0		1-0-		AWAY		0-0-0		0-0-0		0-0-0					
0-1-0		0-1-0		0-0-0		NEUTRAL		0-0-0		0-0-0		0-0-0					
2-3-0		0-0-0		0-1-0		CONFERENCE		0-1-0		0-1-0		2-0-0					
1-2-0		0-0-0		0-1-0		HOME		0-1-0		0-0-0		1-0-0					
1-1-0		0-0-0		0-0-0		AWAY		0-0-0		0-1-0		1-0-0					
0-0-0		0-0-0		0-0-0		NEUTRAL		0-0-0		0-0-0		0-0-0					
RPI	S	Opponent		Score		RPI	S	Opponent		Score		RPI	S	Opponent		Score	
3	N	Wake Forest		1	2	35	H	Baylor		1	1	53	H	Michigan St.		0	1
11	H	North Carolina		1	2	36	A	Virginia Tech		4	3			117 H Arkansas		6	0
						45	A	Denver		2	3			118 A Indiana		1	2
						49	H	Michigan		1	2			174 A Purdue		3	0
														216 H Northwestern		3	1
														299 H Northern Ariz.		8	1
<hr/>																	
LAST 10 GAMES																	
						53	H	Michigan St.		0	1	49	H	Michigan		1	2
						118	A	Indiana		1	2	36	A	Virginia Tech		4	3
						174	A	Purdue		3	0	299	H	Northern Ariz.		8	1
						216	H	Northwestern		3	1	117	H	Arkansas		6	0
						3	N	Wake Forest		1	2	45	A	Denver		2	3

Non-Div. I Games:

Nebraska

Average RPI Win:		201	WON-LOST		WINNING		LAST 10		STRENGTH OF		OPP. STRENGTH		TEAM		ADJ		CONF.		ADJ CONF.				
Average RPI Loss:		36	RECORD		PCT. RANK		GAMES		SCHEDULE		OF SCHEDULE		RPI		RPI		RPI		RPI				
DIV. I ONLY			6-5-1		.54167 133		4-5-1		81		118		92		.54267 93		3 3						
DIV. I NON-CONF.			6-3-1		.65 82		4-3-1		90		147		79		.55931 78		3 3						
TOTALS		RPI 1-25		RPI 26-50		W-L RECORDS		RPI 51-100		RPI 101-150		RPI 150+											
6-5-1		0-2-0		1-2-0		OVERALL		0-1-0		1-0-0		4-0-1											
3-0-0		0-0-0		0-0-0		HOME		0-0-0		0-0-0		3-0-0											
2-3-1		0-1-0		0-1-0		AWAY		0-1-0		1-0-0		1-0-1											
1-2-0		0-1-0		1-1-0		NEUTRAL		0-0-0		0-0-0		0-0-0											
6-3-1		0-1-0		1-2-0		NON-CONFERENCE		0-0-0		1-0-0		4-0-1											
3-0-0		0-0-0		0-0-0		HOME		0-0-0		0-0-0		3-0-0											
2-1-1		0-0-0		0-0-		AWAY		0-0-0		1-0-0		1-0-1											
1-2-0		0-1-0		1-1-0		NEUTRAL		0-0-0		0-0-0		0-0-0											
0-2-0		0-1-0		0-0-0		CONFERENCE		0-1-0		0-0-0		0-0-0											
0-0-0		0-0-0		0-0-0		HOME		0-0-0		0-0-0		0-0-0											
0-2-0		0-1-0		0-0-0		AWAY		0-1-0		0-0-0		0-0-0											
0-0-0		0-0-0		0-0-0		NEUTRAL		0-0-0		0-0-0		0-0-0											
RPI	S	Opponent		Score		RPI	S	Opponent		Score		RPI	S	Opponent		Score							
9	N	Milwaukee		0	2	38	A	Iowa		1	4	64	A	Texas		1	2	147	A	Toledo		2	1
19	A	Texas A&M		1	3	47	N	Washington		2	0							212	H	South Dakota St.		1	0
						48	N	Georgia		0	2							248	H	Loyola (IL)		4	0
																		262	A	Drake		2	0
																		263	A	Green Bay		0	0
																		289	H	Northern Ill.		2	0
LAST 10 GAMES																							
19	A	Texas A&M		1	3	64	A	Texas		1	2												
147	A	Toledo		2	1	48	N	Georgia		0	2												
212	H	South Dakota St.		1	0	9	N	Milwaukee		0	2												
248	H	Loyola (IL)		4	0	47	N	Washington		2	0												
38	A	Iowa		1	4	263	A	Green Bay		0	0												

Non-Div. I Games:

Iowa St.

Average RPI Win:		217	WON-LOST RECORD		WINNING PCT. RANK		LAST 10 GAMES		STRENGTH OF SCHEDULE		OPP. STRENGTH OF SCHEDULE		TEAM RPI		ADJ RPI		CONF. RPI		ADJ CONF. RPI					
Average RPI Loss:		67																						
DIV. I ONLY			5-4-1		.55		123		5-3-1		76		163		94		.54092		94		8		8	
DIV. I NON-CONF.			5-1-1		.78571		34		5-0-1		178		175		73		.56084		75		8		8	
TOTALS		RPI 1-25		RPI 26-50		W-L RECORDS		RPI 51-100		RPI 101-150		RPI 150+												
5-4-1		0-1-0		0-0-0		OVERALL		0-2-1		1-1-0		4-0-0												
1-2-1		0-1-0		0-0-0		HOME		0-1-1		0-0-0		1-0-0												
4-2-0		0-0-0		0-0-0		AWAY		0-1-0		1-1-0		3-0-0												
0-0-0		0-0-0		0-0-0		NEUTRAL		0-0-0		0-0-0		0-0-0												
5-1-1		0-0-0		0-0-0		NON-CONFERENCE		0-1-1		1-0-0		4-0-0												
1-1-1		0-0-0		0-0-0		HOME		0-1-1		0-0-0		1-0-0												
4-0-0		0-0-0		0-0-		AWAY		0-0-0		1-0-0		3-0-0												
0-0-0		0-0-0		0-0-0		NEUTRAL		0-0-0		0-0-0		0-0-0												
0-3-0		0-1-0		0-0-0		CONFERENCE		0-1-0		0-1-0		0-0-0												
0-1-0		0-1-0		0-0-0		HOME		0-0-0		0-0-0		0-0-0												
0-2-0		0-0-0		0-0-0		AWAY		0-1-0		0-1-0		0-0-0												
0-0-0		0-0-0		0-0-0		NEUTRAL		0-0-0		0-0-0		0-0-0												
RPI	S	Opponent		Score		RPI	S	Opponent		Score		RPI	S	Opponent		Score								
8	H	Memphis		0 2								105	A	Colorado Col.		0 2								
								52 H William & Mary		2 2				140 A Old Dominion		4 1								
								54 H South Carolina		0 4				167 A Charlotte		3 1								
								100 A UTEP		2 3				230 A Davidson		2 1								
														269 H UNC Wilmington		2 0								
														280 A Francis Marion		2 0								
LAST 10 GAMES																								
						100	A	UTEP		2 3		8	H	Memphis		0 2								
						105	A	Colorado Col.		0 2		230	A	Davidson		2 1								
						280	A	Francis Marion		2 0		269	H	UNC Wilmington		2 0								
						52	H	William & Mary		2 2		140	A	Old Dominion		4 1								
						167	A	Charlotte		3 1		54	H	South Carolina		0 4								

Non-Div. I Games:

East Carolina

Average RPI Win: 229		WON-LOST	WINNING	LAST 10	STRENGTH OF		OPP. STRENGTH	TEAM	ADJ		CONF.	ADJ CONF.	
Average RPI Loss: 78		RECORD	PCT. RANK	GAMES	SCHEDULE		OF SCHEDULE	RPI	RPI		RPI	RPI	
DIV. I ONLY		8-3-1	.70833	47	6-2-1		173	189	96	.54019	95	19	19
DIV. I NON-CONF.		5-2-1	.6875	69	3-1-1		251	138	131	.51182	129	19	19
TOTALS		RPI 1-25	RPI 26-50		W-L RECORDS		RPI 51-100		RPI 101-150		RPI 150+		
8-3-1		0-0-0	0-0-0		OVERALL		0-2-0		0-1-1		8-0-0		
5-0-0		0-0-0	0-0-0		HOME		0-0-0		0-0-0		5-0-0		
2-2-1		0-0-0	0-0-0		AWAY		0-1-0		0-1-1		2-0-0		
1-1-0		0-0-0	0-0-0		NEUTRAL		0-1-0		0-0-0		1-0-0		
5-2-1		0-0-0	0-0-0		NON-CONFERENCE		0-2-0		0-0-1		5-0-0		
3-0-0		0-0-0	0-0-0		HOME		0-0-0		0-0-0		3-0-0		
1-1-1		0-0-0	0-0-		AWAY		0-1-0		0-0-1		1-0-0		
1-1-0		0-0-0	0-0-0		NEUTRAL		0-1-0		0-0-0		1-0-0		
3-1-0		0-0-0	0-0-0		CONFERENCE		0-0-0		0-1-0		3-0-0		
2-0-0		0-0-0	0-0-0		HOME		0-0-0		0-0-0		2-0-0		
1-1-0		0-0-0	0-0-0		AWAY		0-0-0		0-1-0		1-0-0		
0-0-0		0-0-0	0-0-0		NEUTRAL		0-0-0		0-0-0		0-0-0		
RPI S	Opponent	Score	RPI S	Opponent	Score	RPI S	Opponent	Score	RPI S	Opponent	Score		
						61 A	Western Ky.	0 1	107 A	Col. of Charleston	2 3		
						67 N	Richmond	1 4	143 A	Cincinnati	1 1		
									165 H	Furman	1 0		
									191 H	North Florida	3 1		
									211 H	Wofford	2 1		
									220 N	Murray St.	2 1		
									227 H	Winthrop	4 0		
									249 A	Citadel	2 1		
									269 A	UNC Wilmington	1 0		
									301 H	UNC Asheville	4 0		
LAST 10 GAMES													
						211 H	Wofford	2 1	165 H	Furman	1 0		
						107 A	Col. of Charleston	2 3	227 H	Winthrop	4 0		
						249 A	Citadel	2 1	301 H	UNC Asheville	4 0		
						269 A	UNC Wilmington	1 0	143 A	Cincinnati	1 1		
						67 N	Richmond	1 4	191 H	North Florida	3 1		

Non-Div. I Games:

Western Caro.

Average RPI Win:		181	WON-LOST RECORD		WINNING PCT. RANK		LAST 10 GAMES		STRENGTH OF SCHEDULE		OPP. STRENGTH OF SCHEDULE		TEAM RPI		ADJ RPI		CONF. RPI		ADJ CONF. RPI					
DIV. I ONLY			5-6-1		.45833		178		3-6-1		63		67		99		.54002		96		2		2	
DIV. I NON-CONF.			4-3-1		.5625		132		2-3-1		70		111		88		.55137		88		2		2	
TOTALS		RPI 1-25		RPI 26-50		W-L RECORDS		RPI 51-100		RPI 101-150		RPI 150+												
5-6-1		0-4-0		1-0-0		OVERALL		1-0-1		0-1-0		3-1-0												
4-1-0		0-1-0		0-0-0		HOME		1-0-0		0-0-0		3-0-0												
1-4-0		0-2-0		1-0-0		AWAY		0-0-0		0-1-0		0-1-0												
0-1-1		0-1-0		0-0-0		NEUTRAL		0-0-1		0-0-0		0-0-0												
4-3-1		0-2-0		1-0-0		NON-CONFERENCE		0-0-1		0-0-0		3-1-0												
3-0-0		0-0-0		0-0-0		HOME		0-0-0		0-0-0		3-0-0												
1-2-0		0-1-0		1-0-		AWAY		0-0-0		0-0-0		0-1-0												
0-1-1		0-1-0		0-0-0		NEUTRAL		0-0-1		0-0-0		0-0-0												
1-3-0		0-2-0		0-0-0		CONFERENCE		1-0-0		0-1-0		0-0-0												
1-1-0		0-1-0		0-0-0		HOME		1-0-0		0-0-0		0-0-0												
0-2-0		0-1-0		0-0-0		AWAY		0-0-0		0-1-0		0-0-0												
0-0-0		0-0-0		0-0-0		NEUTRAL		0-0-0		0-0-0		0-0-0												
RPI	S	Opponent		Score		RPI	S	Opponent		Score		RPI	S	Opponent		Score								
4	N	Duke		0	1	46	A	Texas Tech		1	0	78	H	Alabama		3	0							
8	A	Memphis		0	3							91	N	Wright St.		0	0							
15	H	Auburn		2	3									Arkansas		1	2							
18	A	LSU		2	3									UAB		2	4							
														Southern Miss.		2	0							
														Citadel		6	1							
														Jackson St.		8	0							
LAST 10 GAMES																								
15	H	Auburn		2	3	78	H	Alabama		3	0													
18	A	LSU		2	3	8	A	Memphis		0	3													
117	A	Arkansas		1	2	4	N	Duke		0	1													
184	A	UAB		2	4	91	N	Wright St.		0	0													
249	H	Citadel		6	1	302	H	Jackson St.		8	0													

Non-Div. I Games:

Ole Miss

Average RPI Win: 191		WON-LOST	WINNING	LAST 10	STRENGTH OF		OPP. STRENGTH	TEAM	ADJ		CONF.	ADJ CONF.		
Average RPI Loss: 76		RECORD	PCT. RANK	GAMES	SCHEDULE		OF SCHEDULE	RPI	RPI		RPI	RPI		
DIV. I ONLY		5-4-1	.55	123	5-4-1		73	173	95		.53902	97		
DIV. I NON-CONF.		5-3-1	.61111	106	5-3-1		118	184	101		.53476	103		
TOTALS		RPI 1-25	RPI 26-50		W-L RECORDS		RPI 51-100		RPI 101-150		RPI 150+			
5-4-1	0-1-0	0-1-0		OVERALL		0-0-0		1-2-0		4-0-1				
5-0-0	0-0-0	0-0-0		HOME		0-0-0		1-0-0		4-0-0				
0-4-1	0-1-0	0-1-0		AWAY		0-0-0		0-2-0		0-0-1				
0-0-0	0-0-0	0-0-0		NEUTRAL		0-0-0		0-0-0		0-0-0				
5-3-1	0-0-0	0-1-0		NON-CONFERENCE		0-0-0		1-2-0		4-0-1				
5-0-0	0-0-0	0-0-0		HOME		0-0-0		1-0-0		4-0-0				
0-3-1	0-0-0	0-0-		AWAY		0-0-0		0-2-0		0-0-1				
0-0-0	0-0-0	0-0-0		NEUTRAL		0-0-0		0-0-0		0-0-0				
0-1-0	0-1-0	0-0-0		CONFERENCE		0-0-0		0-0-0		0-0-0				
0-0-0	0-0-0	0-0-0		HOME		0-0-0		0-0-0		0-0-0				
0-1-0	0-1-0	0-0-0		AWAY		0-0-0		0-0-0		0-0-0				
0-0-0	0-0-0	0-0-0		NEUTRAL		0-0-0		0-0-0		0-0-0				
RPI	S	Opponent	Score		RPI	S	Opponent	Score		RPI	S	Opponent	Score	
17	A	Dayton	1 2		26	A	Ohio St.	0 1		118	A	Indiana	0 1	
										137	H	Austin Peay	1 0	
										143	A	Cincinnati	0 1	
										152	H	Miami (OH)	2 1	
										157	A	Butler	2 2	
										162	H	Ball St.	1 0	
										237	H	Eastern Ky.	1 0	
										268	H	Evansville	1 0	
LAST 10 GAMES														
17	A	Dayton	1 2		157	A	Butler	2 2						
137	H	Austin Peay	1 0		268	H	Evansville	1 0						
237	H	Eastern Ky.	1 0		152	H	Miami (OH)	2 1						
118	A	Indiana	0 1		143	A	Cincinnati	0 1						
162	H	Ball St.	1 0		26	A	Ohio St.	0 1						

Non-Div. I Games:

Xavier

Average RPI Win: 158		WON-LOST RECORD	WINNING PCT. RANK		LAST 10 GAMES	STRENGTH OF SCHEDULE	OPP. STRENGTH OF SCHEDULE	TEAM RPI	ADJ RPI	CONF. RPI	ADJ CONF. RPI								
Average RPI Loss: 118																			
DIV. I ONLY		6-5-0	.54545	126	6-3-0	84	126	93	.53817	98	13	13							
DIV. I NON-CONF.		2-5-0	.28571	257	2-3-0	85	52	174	.47902	174	14	14							
<hr/>																			
TOTALS		RPI 1-25		RPI 26-50		W-L RECORDS		RPI 51-100		RPI 101-150		RPI 150+							
6-5-0		0-1-0		0-1-0		OVERALL		1-1-0		3-0-0		2-2-0							
3-3-0		0-1-0		0-0-0		HOME		0-1-0		2-0-0		1-1-0							
2-2-0		0-0-0		0-1-0		AWAY		0-0-0		1-0-0		1-1-0							
1-0-0		0-0-0		0-0-0		NEUTRAL		1-0-0		0-0-0		0-0-0							
2-5-0		0-1-0		0-1-0		NON-CONFERENCE		1-1-0		1-0-0		0-2-0							
1-3-0		0-1-0		0-0-0		HOME		0-1-0		1-0-0		0-1-0							
0-2-0		0-0-0		0-0-		AWAY		0-0-0		0-0-0		0-1-0							
1-0-0		0-0-0		0-0-0		NEUTRAL		1-0-0		0-0-0		0-0-0							
4-0-0		0-0-0		0-0-0		CONFERENCE		0-0-0		2-0-0		2-0-0							
2-0-0		0-0-0		0-0-0		HOME		0-0-0		1-0-0		1-0-0							
2-0-0		0-0-0		0-0-0		AWAY		0-0-0		1-0-0		1-0-0							
0-0-0		0-0-0		0-0-0		NEUTRAL		0-0-0		0-0-0		0-0-0							
RPI	S	Opponent		Score		RPI	S	Opponent		Score		RPI	S	Opponent		Score			
2	H	Florida		0 2		42	A	Oregon St.		0 7		72	N	Oregon		2 1			
												90	H	Fla. Gulf Coast		2 3			
														123	H	Akron		1 0	
														127	A	UALR		2 1	
														139	H	South Ala.		2 0	
														213	H	UMKC		2 3	
														231	H	Troy		3 0	
														241	A	Stetson		1 2	
														255	A	Arkansas St.		2 1	
<hr/>																			
LAST 10 GAMES																			
231 H Troy						3		0		139 H South Ala.						2		0	
255 A Arkansas St.						2		1		90 H Fla. Gulf Coast						2		3	
127 A UALR						2		1		213 H UMKC						2		3	
72 N Oregon						2		1		123 H Akron						1		0	
42 A Oregon St.						0		7		2 H Florida						0		2	

Non-Div. I Games: Florida Tech 2 0

FIU

Average RPI Win: 211		WON-LOST RECORD	WINNING PCT. RANK		LAST 10 GAMES	STRENGTH OF SCHEDULE	OPP. STRENGTH OF SCHEDULE	TEAM RPI	ADJ RPI	CONF. RPI	ADJ CONF. RPI						
Average RPI Loss: 25																	
DIV. I ONLY		8-3-2	.69231	54	7-2-1	175	172	98	.53678	99	17	17					
DIV. I NON-CONF.		7-3-2	.66667	76	6-2-1	158	163	99	.53573	99	17	17					
<hr/>																	
TOTALS		RPI 1-25		RPI 26-50		W-L RECORDS		RPI 51-100		RPI 101-150		RPI 150+					
8-3-2		0-1-0		0-2-0		OVERALL		0-0-0		1-0-0		7-0-2					
5-1-0		0-1-0		0-0-0		HOME		0-0-0		1-0-0		4-0-0					
3-2-2		0-0-0		0-2-0		AWAY		0-0-0		0-0-0		3-0-2					
0-0-0		0-0-0		0-0-0		NEUTRAL		0-0-0		0-0-0		0-0-0					
7-3-2		0-1-0		0-2-0		NON-CONFERENCE		0-0-0		1-0-0		6-0-2					
5-1-0		0-1-0		0-0-0		HOME		0-0-0		1-0-0		4-0-0					
2-2-2		0-0-0		0-0-		AWAY		0-0-0		0-0-0		2-0-2					
0-0-0		0-0-0		0-0-0		NEUTRAL		0-0-0		0-0-0		0-0-0					
1-0-0		0-0-0		0-0-0		CONFERENCE		0-0-0		0-0-0		1-0-0					
0-0-0		0-0-0		0-0-0		HOME		0-0-0		0-0-0		0-0-0					
1-0-0		0-0-0		0-0-0		AWAY		0-0-0		0-0-0		1-0-0					
0-0-0		0-0-0		0-0-0		NEUTRAL		0-0-0		0-0-0		0-0-0					
RPI	S	Opponent		Score		RPI	S	Opponent		Score		RPI	S	Opponent		Score	
20	H	Miami (FL)		1	2	27	A	North Carolina St.		0	1	124	H	Texas St.		3	0
						29	A	Maryland		0	3	156	H	Monmouth		2	1
												159	H	Bryant		5	2
												230	H	Davidson		1	0
												240	A	Charleston So.		1	0
												242	A	High Point		0	0
												249	A	Citadel		2	1
												251	A	American		3	2
												280	H	Francis Marion		1	0
												308	A	UMBC		0	0
<hr/>																	
LAST 10 GAMES																	
280	H	Francis Marion			1	0	251	A	American			3	2				
308	A	UMBC			0	0	159	H	Bryant			5	2				
156	H	Monmouth			2	1	249	A	Citadel			2	1				
20	H	Miami (FL)			1	2	240	A	Charleston So.			1	0				
230	H	Davidson			1	0	29	A	Maryland			0	3				

Non-Div. I Games:

Navy

Average RPI Win: 211		WON-LOST RECORD	WINNING PCT. RANK		LAST 10 GAMES		STRENGTH OF SCHEDULE		OPP. STRENGTH OF SCHEDULE		TEAM RPI	ADJ RPI	CONF. RPI	ADJ CONF. RPI			
Average RPI Loss: 66																	
DIV. I ONLY		9-3-1	.73077	38	6-3-1		220		139		101	.53637	100	8	8		
DIV. I NON-CONF.		6-2-1	.72222	57	3-2-1		237		209		121	.51993	118	8	8		
TOTALS		RPI 1-25		RPI 26-50		W-L RECORDS		RPI 51-100		RPI 101-150		RPI 150+					
9-3-1		0-1-0		0-0-0		OVERALL		1-1-0		1-1-0		7-0-1					
7-0-0		0-0-0		0-0-0		HOME		1-0-0		1-0-0		5-0-0					
2-3-1		0-1-0		0-0-0		AWAY		0-1-0		0-1-0		2-0-1					
0-0-0		0-0-0		0-0-0		NEUTRAL		0-0-0		0-0-0		0-0-0					
6-2-1		0-0-0		0-0-0		NON-CONFERENCE		0-1-0		1-1-0		5-0-1					
5-0-0		0-0-0		0-0-0		HOME		0-0-0		1-0-0		4-0-0					
1-2-1		0-0-0		0-0-		AWAY		0-1-0		0-1-0		1-0-1					
0-0-0		0-0-0		0-0-0		NEUTRAL		0-0-0		0-0-0		0-0-0					
3-1-0		0-1-0		0-0-0		CONFERENCE		1-0-0		0-0-0		2-0-0					
2-0-0		0-0-0		0-0-0		HOME		1-0-0		0-0-0		1-0-0					
1-1-0		0-1-0		0-0-0		AWAY		0-0-0		0-0-0		1-0-0					
0-0-0		0-0-0		0-0-0		NEUTRAL		0-0-0		0-0-0		0-0-0					
RPI	S	Opponent		Score		RPI	S	Opponent		Score		RPI	S	Opponent		Score	
16	A	UCF		1 4								124	A	Texas St.		0 1	
												127	H	UALR		2 0	
												186	A	UTSA		3 3	
												199	H	Marshall		1 0	
												201	H	Northern Colo.		2 0	
												214	H	New Mexico St.		2 0	
												229	A	Southern Miss.		3 1	
												255	A	Sam Houston St.		3 1	
												257	H	Houston Baptist		4 0	
												320	H	Prairie View		4 0	
						LAST 10 GAMES											
16	A	UCF		1 4		229	A	Southern Miss.		3 1							
94	H	East Carolina		3 2		201	H	Northern Colo.		2 0							
199	H	Marshall		1 0		127	H	UALR		2 0							
186	A	UTSA		3 3		124	A	Texas St.		0 1							
255	A	Sam Houston St.		3 1		59	A	Stephen F. Austin		0 1							

Non-Div. I Games:

UTEP

Average RPI Win: 153		WON-LOST RECORD	WINNING PCT. RANK		LAST 10 GAMES	STRENGTH OF SCHEDULE	OPP. STRENGTH OF SCHEDULE	TEAM RPI	ADJ RPI	CONF. RPI	ADJ CONF. RPI				
Average RPI Loss: 94															
DIV. I ONLY		6-4-0	.6	101	6-3-0	169	63	105	.53569	101	11	11			
DIV. I NON-CONF.		4-2-0	.66667	76	4-1-0	135	37	76	.56345	71	11	11			
<hr/>															
TOTALS		RPI 1-25		RPI 26-50		W-L RECORDS		RPI 51-100		RPI 101-150		RPI 150+			
6-4-0		0-0-0		1-0-0		OVERALL		1-2-0		0-2-0		4-0-0			
2-2-0		0-0-0		0-0-0		HOME		0-1-0		0-1-0		2-0-0			
2-1-0		0-0-0		1-0-0		AWAY		1-0-0		0-1-0		0-0-0			
2-1-0		0-0-0		0-0-0		NEUTRAL		0-1-0		0-0-0		2-0-0			
4-2-0		0-0-0		1-0-0		NON-CONFERENCE		1-2-0		0-0-0		2-0-0			
0-1-0		0-0-0		0-0-0		HOME		0-1-0		0-0-0		0-0-0			
2-0-0		0-0-0		1-0-		AWAY		1-0-0		0-0-0		0-0-0			
2-1-0		0-0-0		0-0-0		NEUTRAL		0-1-0		0-0-0		2-0-0			
2-2-0		0-0-0		0-0-0		CONFERENCE		0-0-0		0-2-0		2-0-0			
2-1-0		0-0-0		0-0-0		HOME		0-0-0		0-1-0		2-0-0			
0-1-0		0-0-0		0-0-0		AWAY		0-0-0		0-1-0		0-0-0			
0-0-0		0-0-0		0-0-0		NEUTRAL		0-0-0		0-0-0		0-0-0			
RPI	S	Opponent	Score	RPI	S	Opponent	Score	RPI	S	Opponent	Score				
				46	A	Texas Tech	2 1	68	A	Harvard	5 4	102	H	James Madison	3 4
								77	H	Fairfield	0 1	111	A	Delaware	2 3
								86	N	TCU	0 1	154	H	Drexel	2 1
												190	N	Columbia	2 0
												195	H	VCU	1 0
												265	N	Albany (NY)	5 0
<hr/>															
LAST 10 GAMES															
				154	H	Drexel	2 1	111	A	Delaware	2 3				
				195	H	VCU	1 0	46	A	Texas Tech	2 1				
				102	H	James Madison	3 4	265	N	Albany (NY)	5 0				
				68	A	Harvard	5 4	190	N	Columbia	2 0				
				86	N	TCU	0 1	77	H	Fairfield	0 1				

Non-Div. I Games:

Hofstra

Average RPI Win:	179	WON-LOST RECORD	WINNING PCT. RANK	LAST 10 GAMES	STRENGTH OF SCHEDULE	OPP. STRENGTH OF SCHEDULE	TEAM RPI	ADJ RPI	CONF. RPI	ADJ CONF. RPI	
Average RPI Loss:	74										
DIV. I ONLY	5-5-2	.5	150	4-4-1	83	112	106	.53392	102	11	11
DIV. I NON-CONF.	3-3-2	.5	148	2-2-1	63	85	95	.5449	94	11	11
<hr/>											
TOTALS	RPI 1-25	RPI 26-50		W-L RECORDS	RPI 51-100		RPI 101-150		RPI 150+		
5-5-2	0-0-0	0-2-1		OVERALL	1-1-0		1-2-1		3-0-0		
4-2-1	0-0-0	0-1-1		HOME	1-1-0		0-0-0		3-0-0		
1-3-1	0-0-0	0-1-0		AWAY	0-0-0		1-2-1		0-0-0		
0-0-0	0-0-0	0-0-0		NEUTRAL	0-0-0		0-0-0		0-0-0		
<hr/>											
3-3-2	0-0-0	0-2-1		NON-CONFERENCE	1-1-0		0-0-1		2-0-0		
3-2-1	0-0-0	0-1-1		HOME	1-1-0		0-0-0		2-0-0		
0-1-1	0-0-0	0-0-		AWAY	0-0-0		0-0-1		0-0-0		
0-0-0	0-0-0	0-0-0		NEUTRAL	0-0-0		0-0-0		0-0-0		
<hr/>											
2-2-0	0-0-0	0-0-0		CONFERENCE	0-0-0		1-2-0		1-0-0		
1-0-0	0-0-0	0-0-0		HOME	0-0-0		0-0-0		1-0-0		
1-2-0	0-0-0	0-0-0		AWAY	0-0-0		1-2-0		0-0-0		
0-0-0	0-0-0	0-0-0		NEUTRAL	0-0-0		0-0-0		0-0-0		
<hr/>											
RPI S	Opponent	Score	RPI S	Opponent	Score	RPI S	Opponent	Score	RPI S	Opponent	Score
29 H	Maryland	0 0	67 H	Richmond	2 0	101 A	Hofstra	4 3			
36 H	Virginia Tech	1 3	74 H	Penn	0 1	104 A	Northeastern	2 4			
41 A	Georgetown	0 2				113 A	Villanova	1 1			
						114 A	George Mason	0 1			
						225 H	Pittsburgh	6 0			
						228 H	Towson	1 0			
						274 H	Stony Brook	1 0			
<hr/>											
LAST 10 GAMES											
228 H	Towson	1 0	114 A	George Mason	0 1						
104 A	Northeastern	2 4	41 A	Georgetown	0 2						
101 A	Hofstra	4 3	67 H	Richmond	2 0						
74 H	Penn	0 1	274 H	Stony Brook	1 0						
29 H	Maryland	0 0	225 H	Pittsburgh	6 0						

Non-Div. I Games:

James Madison

Average RPI Win:	174	WON-LOST RECORD	WINNING PCT. RANK	LAST 10 GAMES	STRENGTH OF SCHEDULE	OPP. STRENGTH OF SCHEDULE	TEAM RPI	ADJ RPI	CONF. RPI	ADJ CONF. RPI	
DIV. I ONLY		6-6-0	.5 150	5-5-0	54	215	100	.53362	103	16	16
DIV. I NON-CONF.		4-4-0	.5 148	3-3-0	45	190	93	.54542	92	16	16
<hr/>											
TOTALS	RPI 1-25	RPI 26-50		W-L RECORDS		RPI 51-100		RPI 101-150		RPI 150+	
6-6-0	0-1-0	0-1-0		OVERALL		1-1-0		1-2-0		4-1-0	
3-2-0	0-0-0	0-0-0		HOME		0-0-0		1-1-0		2-1-0	
0-3-0	0-1-0	0-1-0		AWAY		0-1-0		0-0-0		0-0-0	
3-1-0	0-0-0	0-0-0		NEUTRAL		1-0-0		0-1-0		2-0-0	
<hr/>											
4-4-0	0-1-0	0-1-0		NON-CONFERENCE		1-1-0		0-1-0		3-0-0	
1-0-0	0-0-0	0-0-0		HOME		0-0-0		0-0-0		1-0-0	
0-3-0	0-1-0	0-0-		AWAY		0-1-0		0-0-0		0-0-0	
3-1-0	0-0-0	0-0-0		NEUTRAL		1-0-0		0-1-0		2-0-0	
<hr/>											
2-2-0	0-0-0	0-0-0		CONFERENCE		0-0-0		1-1-0		1-1-0	
2-2-0	0-0-0	0-0-0		HOME		0-0-0		1-1-0		1-1-0	
0-0-0	0-0-0	0-0-0		AWAY		0-0-0		0-0-0		0-0-0	
0-0-0	0-0-0	0-0-0		NEUTRAL		0-0-0		0-0-0		0-0-0	
<hr/>											
RPI S	Opponent	Score		RPI S	Opponent	Score		RPI S	Opponent	Score	
22 A	Marquette	0	1	49 A	Michigan	0	1	82 N	Tulsa	2	1
				91 A	Wright St.	2	3	118 N	Indiana	1	4
				123 H	Akron	1	0				
				147 H	Toledo	2	3				
				162 H	Ball St.	3	1				
				187 H	Ohio	1	2				
				189 H	Illinois St.	1	0				
				212 N	South Dakota St.	2	0				
				273 N	North Dakota	3	0				
				LAST 10 GAMES							
				187 H	Ohio	1	2	123 H	Akron	1	0
147 H	Toledo	2	3	49 A	Michigan	0	1				
162 H	Ball St.	3	1	82 N	Tulsa	2	1				
189 H	Illinois St.	1	0	118 N	Indiana	1	4				
91 A	Wright St.	2	3	212 N	South Dakota St.	2	0				

Non-Div. I Games:

Western Mich.

Average RPI Win: 152		WON-LOST	WINNING	LAST 10	STRENGTH OF		OPP. STRENGTH	TEAM	ADJ	CONF.	ADJ CONF.
Average RPI Loss: 73		RECORD	PCT. RANK	GAMES	SCHEDULE		OF SCHEDULE	RPI	RPI	RPI	RPI
DIV. I ONLY		6-5-1	.54167	133	5-4-1		115	86	107	.53329	104
DIV. I NON-CONF.		4-4-0	.5	148	3-3-0		83	73	104	.53563	100
TOTALS		RPI 1-25	RPI 26-50		W-L RECORDS		RPI 51-100		RPI 101-150		RPI 150+
6-5-1	0-0-0	0-1-0		OVERALL		1-2-0		2-2-0		3-0-1	
4-2-0	0-0-0	0-0-0		HOME		0-1-0		2-1-0		2-0-0	
2-3-1	0-0-0	0-1-0		AWAY		1-1-0		0-1-0		1-0-1	
0-0-0	0-0-0	0-0-0		NEUTRAL		0-0-0		0-0-0		0-0-0	
4-4-0	0-0-0	0-1-0		NON-CONFERENCE		1-2-0		1-1-0		2-0-0	
2-1-0	0-0-0	0-0-0		HOME		0-1-0		1-0-0		1-0-0	
2-3-0	0-0-0	0-0-		AWAY		1-1-0		0-1-0		1-0-0	
0-0-0	0-0-0	0-0-0		NEUTRAL		0-0-0		0-0-0		0-0-0	
2-1-1	0-0-0	0-0-0		CONFERENCE		0-0-0		1-1-0		1-0-1	
2-1-0	0-0-0	0-0-0		HOME		0-0-0		1-1-0		1-0-0	
0-0-1	0-0-0	0-0-0		AWAY		0-0-0		0-0-0		0-0-1	
0-0-0	0-0-0	0-0-0		NEUTRAL		0-0-0		0-0-0		0-0-0	
RPI S	Opponent	Score	RPI S	Opponent	Score	RPI S	Opponent	Score	RPI S	Opponent	Score
			31 A	Boston U.	0 2	54 A	South Carolina	0 4	102 H	James Madison	4 2
						55 H	La Salle	0 1	111 H	Delaware	0 3
						60 A	Connecticut	2 1	116 A	Clemson	1 2
									148 H	Loyola Maryland	3 0
									154 A	Drexel	0 0
									195 H	VCU	2 1
									200 H	Rhode Island	2 0
									208 A	New Hampshire	2 1
LAST 10 GAMES											
			111 H	Delaware	0 3	154 A	Drexel	0 0			
			102 H	James Madison	4 2	55 H	La Salle	0 1			
			195 H	VCU	2 1	116 A	Clemson	1 2			
			200 H	Rhode Island	2 0	54 A	South Carolina	0 4			
			208 A	New Hampshire	2 1	148 H	Loyola Maryland	3 0			

Non-Div. I Games:

Northeastern

Average RPI Win:	155	WON-LOST	WINNING	LAST 10	STRENGTH OF	OPP. STRENGTH	TEAM	ADJ	CONF.	ADJ CONF.	
Average RPI Loss:	83 <th>RECORD</th> <th>PCT. RANK</th> <th>GAMES</th> <th>SCHEDULE</th> <th>OF SCHEDULE</th> <th>RPI</th> <th>RPI</th> <th>RPI</th> <th>RPI</th>	RECORD	PCT. RANK	GAMES	SCHEDULE	OF SCHEDULE	RPI	RPI	RPI	RPI	
DIV. I ONLY	5-4-3	.54167	133	5-2-3	125	52	103	.53268	105	8	8
DIV. I NON-CONF.	2-4-2	.375	215	2-2-2	97	71	159	.49306	160	8	8
<hr/>											
TOTALS	RPI 1-25	RPI 26-50		W-L RECORDS	RPI 51-100		RPI 101-150		RPI 150+		
5-4-3	0-0-1	0-2-0		OVERALL	1-1-1		2-0-0		2-1-1		
4-1-1	0-0-0	0-0-0		HOME	1-1-1		2-0-0		1-0-0		
1-0-2	0-0-1	0-0-0		AWAY	0-0-0		0-0-0		1-0-1		
0-3-0	0-0-0	0-2-0		NEUTRAL	0-0-0		0-0-0		0-1-0		
<hr/>											
2-4-2	0-0-0	0-2-0		NON-CONFERENCE	0-1-1		2-0-0		0-1-1		
2-1-1	0-0-0	0-0-0		HOME	0-1-1		2-0-0		0-0-0		
0-0-1	0-0-0	0-0-		AWAY	0-0-0		0-0-0		0-0-1		
0-3-0	0-0-0	0-2-0		NEUTRAL	0-0-0		0-0-0		0-1-0		
<hr/>											
3-0-1	0-0-1	0-0-0		CONFERENCE	1-0-0		0-0-0		2-0-0		
2-0-0	0-0-0	0-0-0		HOME	1-0-0		0-0-0		1-0-0		
1-0-1	0-0-1	0-0-0		AWAY	0-0-0		0-0-0		1-0-0		
0-0-0	0-0-0	0-0-0		NEUTRAL	0-0-0		0-0-0		0-0-0		
<hr/>											
RPI S	Opponent	Score	RPI S	Opponent	Score	RPI S	Opponent	Score	RPI S	Opponent	Score
16 A	UCF	1 1	27 N	North Carolina St.	1 4	76 H	Fresno St.	1 1	117 H	Arkansas	5 0
			45 N	Denver	1 2	79 H	Utah St.	1 2	134 H	Jacksonville	1 0
						94 H	East Carolina	2 0	182 N	Colorado	0 5
									199 H	Marshall	1 0
									225 A	Pittsburgh	2 2
									229 A	Southern Miss.	3 0
<hr/>											
LAST 10 GAMES											
			229 A	Southern Miss.	3 0	16 A	UCF	1 1			
			199 H	Marshall	1 0	27 N	North Carolina St.	1 4			
			94 H	East Carolina	2 0	225 A	Pittsburgh	2 2			
			117 H	Arkansas	5 0	134 H	Jacksonville	1 0			
			76 H	Fresno St.	1 1	79 H	Utah St.	1 2			

Non-Div. I Games:

Colorado Col.

O
k
l
a
h
o
m
a

Oklahoma

Average RPI Win:		193	WON-LOST RECORD		WINNING PCT. RANK		LAST 10 GAMES		STRENGTH OF SCHEDULE		OPP. STRENGTH OF SCHEDULE		TEAM RPI		ADJ RPI		CONF. RPI		ADJ CONF. RPI																
DIV. I ONLY			7-5-0		.58333		109		6-4-0		111		157		102		.53111		107		19		19												
DIV. I NON-CONF.			4-4-0		.5		148		3-3-0		124		117		132		.50753		137		19		19												
TOTALS		RPI 1-25		RPI 26-50				W-L RECORDS				RPI 51-100				RPI 101-150				RPI 150+															
7-5-0		0-1-0		0-1-0				OVERALL				1-0-0				2-2-0				4-1-0															
5-1-0		0-0-0		0-0-0				HOME				1-0-0				2-1-0				2-0-0															
1-3-0		0-1-0		0-0-0				AWAY				0-0-0				0-1-0				1-1-0															
1-1-0		0-0-0		0-1-0				NEUTRAL				0-0-0				0-0-0				1-0-0															
4-4-0		0-1-0		0-1-0				NON-CONFERENCE				0-0-0				1-1-0				3-1-0															
3-1-0		0-0-0		0-0-0				HOME				0-0-0				1-1-0				2-0-0															
0-2-0		0-1-0		0-0-				AWAY				0-0-0				0-0-0				0-1-0															
1-1-0		0-0-0		0-1-0				NEUTRAL				0-0-0				0-0-0				1-0-0															
3-1-0		0-0-0		0-0-0				CONFERENCE				1-0-0				1-1-0				1-0-0															
2-0-0		0-0-0		0-0-0				HOME				1-0-0				1-0-0				0-0-0															
1-1-0		0-0-0		0-0-0				AWAY				0-0-0				0-1-0				1-0-0															
0-0-0		0-0-0		0-0-0				NEUTRAL				0-0-0				0-0-0				0-0-0															
RPI	S	Opponent		Score		RPI	S	Opponent		Score		RPI	S	Opponent		Score		RPI	S	Opponent		Score													
4	A	Duke		0 3		50	N	Vanderbilt		0 2		95	H	Western Caro.		3 2		126	A	Samford		1 2													
																		140	H	Old Dominion		2 1													
																		143	H	Cincinnati		2 3													
																		150	H	Appalachian St.		2 1													
																		220	N	Murray St.		5 1													
																		226	A	Kennesaw St.		0 1													
																		227	H	Winthrop		1 0													
																		240	H	Charleston So.		3 1													
																		276	A	Chattanooga		3 2													
																		LAST 10 GAMES																	
																		126 A Samford						1 2						276 A Chattanooga					
95 H Western Caro.						3 2						143 H Cincinnati						2 3																	
150 H Appalachian St.						2 1						50 N Vanderbilt						0 2																	
4 A Duke						0 3						220 N Murray St.						5 1																	
140 H Old Dominion						2 1						227 H Winthrop						1 0																	

Non-Div. I Games:

Col. of Charleston

Average RPI Win:		232	WON-LOST RECORD		WINNING PCT. RANK	LAST 10 GAMES		STRENGTH OF SCHEDULE		OPP. STRENGTH OF SCHEDULE	TEAM RPI	ADJ RPI	CONF. RPI	ADJ CONF. RPI			
DIV. I ONLY			4-7-0		.36364	232	4-6-0		24	97	108	.53053	108	19	19		
DIV. I NON-CONF.			1-6-0		.14286	300	1-5-0		2	4	94	.54455	95	19	19		
TOTALS		RPI 1-25		RPI 26-50		W-L RECORDS		RPI 51-100		RPI 101-150		RPI 150+					
4-7-0		0-3-0		0-3-0		OVERALL		0-0-0		1-1-0		3-0-0					
1-5-0		0-1-0		0-3-0		HOME		0-0-0		0-1-0		1-0-0					
3-1-0		0-1-0		0-0-0		AWAY		0-0-0		1-0-0		2-0-0					
0-1-0		0-1-0		0-0-0		NEUTRAL		0-0-0		0-0-0		0-0-0					
1-6-0		0-3-0		0-3-0		NON-CONFERENCE		0-0-0		1-0-0		0-0-0					
0-4-0		0-1-0		0-3-0		HOME		0-0-0		0-0-0		0-0-0					
1-1-0		0-1-0		0-0-		AWAY		0-0-0		1-0-0		0-0-0					
0-1-0		0-1-0		0-0-0		NEUTRAL		0-0-0		0-0-0		0-0-0					
3-1-0		0-0-0		0-0-0		CONFERENCE		0-0-0		0-1-0		3-0-0					
1-1-0		0-0-0		0-0-0		HOME		0-0-0		0-1-0		1-0-0					
2-0-0		0-0-0		0-0-0		AWAY		0-0-0		0-0-0		2-0-0					
0-0-0		0-0-0		0-0-0		NEUTRAL		0-0-0		0-0-0		0-0-0					
RPI	S	Opponent		Score		RPI	S	Opponent		Score		RPI	S	Opponent		Score	
3	H	Wake Forest		0	5	28	H	Tennessee		0	2	114	A	George Mason		4	1
4	A	Duke		0	2	36	H	Virginia Tech		0	4	126	H	Samford		0	1
11	N	North Carolina		0	2	48	H	Georgia		1	4	230	A	Davidson		1	0
												276	H	Chattanooga		6	1
												306	A	Ga. Southern		2	1

Non-Div. I Games:

UNC Greensboro

Average RPI Win: 219		WON-LOST	WINNING	LAST 10	STRENGTH OF	OPP. STRENGTH	TEAM	ADJ	CONF.	ADJ CONF.									
Average RPI Loss: 67		RECORD	PCT. RANK	GAMES	SCHEDULE	OF SCHEDULE	RPI	RPI	RPI	RPI									
DIV. I ONLY		8-4-0	.66667	61	7-2-0	198	113	110	.53001	109	17	17							
DIV. I NON-CONF.		7-4-0	.63636	90	6-2-0	175	96	106	.53157	105	17	17							
<hr/>																			
TOTALS		RPI 1-25		RPI 26-50		W-L RECORDS		RPI 51-100		RPI 101-150		RPI 150+							
8-4-0		0-1-0		0-0-0		OVERALL		0-2-0		0-1-0		8-0-0							
4-1-0		0-0-0		0-0-0		HOME		0-0-0		0-1-0		4-0-0							
3-2-0		0-1-0		0-0-0		AWAY		0-1-0		0-0-0		3-0-0							
1-1-0		0-0-0		0-0-0		NEUTRAL		0-1-0		0-0-0		1-0-0							
7-4-0		0-1-0		0-0-0		NON-CONFERENCE		0-2-0		0-1-0		7-0-0							
3-1-0		0-0-0		0-0-0		HOME		0-0-0		0-1-0		3-0-0							
3-2-0		0-1-0		0-0-		AWAY		0-1-0		0-0-0		3-0-0							
1-1-0		0-0-0		0-0-0		NEUTRAL		0-1-0		0-0-0		1-0-0							
1-0-0		0-0-0		0-0-0		CONFERENCE		0-0-0		0-0-0		1-0-0							
1-0-0		0-0-0		0-0-0		HOME		0-0-0		0-0-0		1-0-0							
0-0-0		0-0-0		0-0-0		AWAY		0-0-0		0-0-0		0-0-0							
0-0-0		0-0-0		0-0-0		NEUTRAL		0-0-0		0-0-0		0-0-0							
RPI	S	Opponent		Score		RPI	S	Opponent		Score		RPI	S	Opponent		Score			
7	A	Boston College		0 4								60	A	Connecticut		0 3			
												87	N	Seton Hall		0 1			
												115	H	Buffalo		0 2			
												161	H	Dartmouth		2 1			
												164	A	St. Bonaventure		2 1			
												198	H	Canisius		3 2			
												223	A	Cornell		3 0			
												241	N	Stetson		4 1			
												244	H	Vermont		5 1			
												259	H	Bucknell		3 0			
												265	A	Albany (NY)		4 1			
<hr/>																			
LAST 10 GAMES																			
198 H Canisius						3		2		259 H Bucknell						3		0	
164 A St. Bonaventure						2		1		223 A Cornell						3		0	
161 H Dartmouth						2		1		87 N Seton Hall						0		1	
7 A Boston College						0		4		241 N Stetson						4		1	
265 A Albany (NY)						4		1		115 H Buffalo						0		2	

Non-Div. I Games:

Colgate

Average RPI Win:	144	WON-LOST RECORD	WINNING PCT. RANK	LAST 10 GAMES	STRENGTH OF SCHEDULE	OPP. STRENGTH OF SCHEDULE	TEAM RPI	ADJ RPI	CONF. RPI	ADJ CONF. RPI		
DIV. I ONLY		3-6-2	.36364	232	3-5-2	28	91	112	.52934	110	9	9
DIV. I NON-CONF.		2-6-1	.27778	262	2-5-1	41	31	136	.51098	130	9	9
<hr/>												
TOTALS	RPI 1-25	RPI 26-50		W-L RECORDS		RPI 51-100		RPI 101-150		RPI 150+		
3-6-2	0-2-0	0-1-0		OVERALL		1-3-0		1-0-0		1-0-2		
1-3-0	0-1-0	0-0-0		HOME		0-2-0		0-0-0		1-0-0		
2-2-2	0-0-0	0-1-0		AWAY		1-1-0		1-0-0		0-0-2		
0-1-0	0-1-0	0-0-0		NEUTRAL		0-0-0		0-0-0		0-0-0		
2-6-1	0-2-0	0-1-0		NON-CONFERENCE		1-3-0		0-0-0		1-0-1		
1-3-0	0-1-0	0-0-0		HOME		0-2-0		0-0-0		1-0-0		
1-2-1	0-0-0	0-0-		AWAY		1-1-0		0-0-0		0-0-1		
0-1-0	0-1-0	0-0-0		NEUTRAL		0-0-0		0-0-0		0-0-0		
1-0-1	0-0-0	0-0-0		CONFERENCE		0-0-0		1-0-0		0-0-1		
0-0-0	0-0-0	0-0-0		HOME		0-0-0		0-0-0		0-0-0		
1-0-1	0-0-0	0-0-0		AWAY		0-0-0		1-0-0		0-0-1		
0-0-0	0-0-0	0-0-0		NEUTRAL		0-0-0		0-0-0		0-0-0		
RPI	S	Opponent	Score	RPI	S	Opponent	Score	RPI	S	Opponent	Score	
1	H	UCLA	0 2	35	A	Baylor	0 1	51	H	Portland	0 1	
17	N	Dayton	0 1					64	A	Texas	1 5	
								75	A	Loyola Marymount	3 0	
								89	H	New Mexico	0 1	
								141	A	UC Davis	3 1	
								168	A	Pacific	1 1	
								174	A	Purdue	2 2	
								215	H	Princeton	3 1	
<hr/>												
LAST 10 GAMES												
168	A	Pacific	1 1	141	A	UC Davis	3 1					
51	H	Portland	0 1	215	H	Princeton	3 1					
75	A	Loyola Marymount	3 0	89	H	New Mexico	0 1					
17	N	Dayton	0 1	64	A	Texas	1 5					
174	A	Purdue	2 2	35	A	Baylor	0 1					

Non-Div. I Games:

Cal St. Northridge

Average RPI Win:	179	WON-LOST RECORD	WINNING PCT. RANK	LAST 10 GAMES	STRENGTH OF SCHEDULE	OPP. STRENGTH OF SCHEDULE	TEAM RPI	ADJ RPI	CONF. RPI	ADJ CONF. RPI							
Average RPI Loss:	141																
DIV. I ONLY	6-4-1	.59091	104	5-3-1	102	214	104	.52782	111	11	11						
DIV. I NON-CONF.	4-3-1	.5625	132	3-2-1	98	239	114	.52046	116	11	11						
<hr/>																	
TOTALS	RPI 1-25	RPI 26-50		W-L RECORDS	RPI 51-100		RPI 101-150		RPI 150+								
6-4-1	0-0-0	0-0-0		OVERALL	1-2-0		2-0-0		3-2-1								
3-2-0	0-0-0	0-0-0		HOME	0-1-0		1-0-0		2-1-0								
2-1-1	0-0-0	0-0-0		AWAY	1-1-0		1-0-0		0-0-1								
1-1-0	0-0-0	0-0-0		NEUTRAL	0-0-0		0-0-0		1-1-0								
<hr/>																	
4-3-1	0-0-0	0-0-0		NON-CONFERENCE	1-2-0		0-0-0		3-1-1								
2-1-0	0-0-0	0-0-0		HOME	0-1-0		0-0-0		2-0-0								
1-1-1	0-0-0	0-0-		AWAY	1-1-0		0-0-0		0-0-1								
1-1-0	0-0-0	0-0-0		NEUTRAL	0-0-0		0-0-0		1-1-0								
<hr/>																	
2-1-0	0-0-0	0-0-0		CONFERENCE	0-0-0		2-0-0		0-1-0								
1-1-0	0-0-0	0-0-0		HOME	0-0-0		1-0-0		0-1-0								
1-0-0	0-0-0	0-0-0		AWAY	0-0-0		1-0-0		0-0-0								
0-0-0	0-0-0	0-0-0		NEUTRAL	0-0-0		0-0-0		0-0-0								
<hr/>																	
RPI S	Opponent	Score	RPI S	Opponent	Score	RPI S	Opponent	Score	RPI S	Opponent	Score						
						55 H	La Salle	0 2	101 H	Hofstra	3 2						
						74 A	Penn	0 2	104 A	Northeastern	3 0						
						83 A	Army	2 1	160 A	Saint Joseph's	1 1						
									203 H	Siena	4 1						
									209 H	Georgia St.	1 2						
									225 N	Pittsburgh	0 1						
									274 N	Stony Brook	3 0						
									309 H	Delaware St.	2 0						
						<hr/>											
									LAST 10 GAMES								
			104 A Northeastern			3 0			101 H Hofstra			3 2					
			209 H Georgia St.			1 2			74 A Penn			0 2					
			83 A Army			2 1			160 A Saint Joseph's			1 1					
			309 H Delaware St.			2 0			225 N Pittsburgh			0 1					
			203 H Siena			4 1			274 N Stony Brook			3 0					

Non-Div. I Games:

Delaware

Average RPI Win:	145	WON-LOST RECORD	WINNING PCT. RANK	LAST 10 GAMES		STRENGTH OF SCHEDULE	OPP. STRENGTH OF SCHEDULE	TEAM RPI	ADJ RPI	CONF. RPI	ADJ CONF. RPI
DIV. I ONLY		5-5-3	.5 150	2-4-3		126	22	114	.52757 112	15	15
DIV. I NON-CONF.		5-5-2	.5 148	2-4-2		123	17	112	.52582 112	15	15
<hr/>											
TOTALS	RPI 1-25		RPI 26-50	W-L RECORDS		RPI 51-100			RPI 101-150		RPI 150+
5-5-3	0-2-1		0-0-1	OVERALL		2-1-1			0-1-0		3-1-0
4-2-3	0-0-1		0-0-1	HOME		2-1-1			0-0-0		2-1-0
0-2-0	0-2-0		0-0-0	AWAY		0-0-0			0-0-0		0-0-0
1-1-0	0-0-0		0-0-0	NEUTRAL		0-0-0			0-1-0		1-0-0
5-5-2	0-2-1		0-0-1	NON-CONFERENCE		2-1-0			0-1-0		3-1-0
4-2-2	0-0-1		0-0-1	HOME		2-1-0			0-0-0		2-1-0
0-2-0	0-2-0		0-0-	AWAY		0-0-0			0-0-0		0-0-0
1-1-0	0-0-0		0-0-0	NEUTRAL		0-0-0			0-1-0		1-0-0
0-0-1	0-0-0		0-0-0	CONFERENCE		0-0-1			0-0-0		0-0-0
0-0-1	0-0-0		0-0-0	HOME		0-0-1			0-0-0		0-0-0
0-0-0	0-0-0		0-0-0	AWAY		0-0-0			0-0-0		0-0-0
0-0-0	0-0-0		0-0-0	NEUTRAL		0-0-0			0-0-0		0-0-0
<hr/>											
RPI S	Opponent	Score	RPI S	Opponent	Score	RPI S	Opponent	Score	RPI S	Opponent	Score
16 H	UCF	4 4	43 H	Long Beach St.	1 1	51 H	Portland	1 0	120 N	Seattle	1 3
23 A	California	1 2				78 H	Alabama	0 1	151 H	UC Santa Barbara	0 1
25 A	Santa Clara	0 5				85 H	Minnesota	2 1	181 N	Hawaii	3 0
						89 H	New Mexico	0 0	190 H	Columbia	1 0
									218 H	Arizona	1 0

Non-Div. I Games:

San Diego St.

Average RPI Win:	145	WON-LOST	WINNING	LAST 10	STRENGTH OF	OPP. STRENGTH	TEAM	ADJ	CONF.	ADJ CONF.					
Average RPI Loss:	96	RECORD	PCT. RANK	GAMES	SCHEDULE	OF SCHEDULE	RPI	RPI	RPI	RPI					
DIV. I ONLY	6-6-2	.5	150	3-6-1	103	76	116	.52727	113	7	7				
DIV. I NON-CONF.	4-2-2	.625	94	1-2-1	95	113	84	.55403	85	7	7				
<hr/>															
TOTALS	RPI 1-25	RPI 26-50		W-L RECORDS		RPI 51-100		RPI 101-150		RPI 150+					
6-6-2	0-0-0	2-0-0		OVERALL		0-5-1		0-0-1		4-1-0					
3-3-1	0-0-0	1-0-0		HOME		0-2-0		0-0-1		2-1-0					
2-3-1	0-0-0	1-0-0		AWAY		0-3-1		0-0-0		1-0-0					
1-0-0	0-0-0	0-0-0		NEUTRAL		0-0-0		0-0-0		1-0-0					
<hr/>															
4-2-2	0-0-0	1-0-0		NON-CONFERENCE		0-1-1		0-0-1		3-1-0					
1-2-1	0-0-0	0-0-0		HOME		0-1-0		0-0-1		1-1-0					
2-0-1	0-0-0	1-0-		AWAY		0-0-1		0-0-0		1-0-0					
1-0-0	0-0-0	0-0-0		NEUTRAL		0-0-0		0-0-0		1-0-0					
<hr/>															
2-4-0	0-0-0	1-0-0		CONFERENCE		0-4-0		0-0-0		1-0-0					
2-1-0	0-0-0	1-0-0		HOME		0-1-0		0-0-0		1-0-0					
0-3-0	0-0-0	0-0-0		AWAY		0-3-0		0-0-0		0-0-0					
0-0-0	0-0-0	0-0-0		NEUTRAL		0-0-0		0-0-0		0-0-0					
<hr/>															
RPI	S	Opponent	Score	RPI	S	Opponent	Score	RPI	S	Opponent	Score				
				33	H	West Virginia	4 1	52	A	William & Mary	2 2	102	H	James Madison	1 1
				48	A	Georgia	3 2	58	A	St. John's (NY)	0 2	160	H	Saint Joseph's	2 1
								69	A	Rutgers	1 2	195	N	VCU	3 2
								71	A	Syracuse	0 1	209	A	Georgia St.	3 2
								74	H	Penn	0 1	215	H	Princeton	1 2
								87	H	Seton Hall	0 1	225	H	Pittsburgh	3 1

Non-Div. I Games:

Villanova

Average RPI Win:	157	WON-LOST RECORD	WINNING PCT. RANK	LAST 10 GAMES	STRENGTH OF SCHEDULE	OPP. STRENGTH OF SCHEDULE	TEAM RPI	ADJ RPI	CONF. RPI	ADJ CONF. RPI		
Average RPI Loss:	63	4-4-4	.5	150	4-2-3	92	109	115	.52604	114	11	11
DIV. I ONLY		3-3-2	.5	148	3-1-1	92	91	111	.52666	111	11	11
DIV. I NON-CONF.												
<hr/>												
TOTALS	RPI 1-25	RPI 26-50		W-L RECORDS		RPI 51-100		RPI 101-150		RPI 150+		
4-4-4	0-0-0	0-1-0		OVERALL		1-2-1		1-1-1		2-0-2		
4-2-1	0-0-0	0-0-0		HOME		1-1-0		1-1-0		2-0-1		
0-1-2	0-0-0	0-0-0		AWAY		0-1-0		0-0-1		0-0-1		
0-1-1	0-0-0	0-1-0		NEUTRAL		0-0-1		0-0-0		0-0-0		
3-3-2	0-0-0	0-1-0		NON-CONFERENCE		1-1-1		0-1-0		2-0-1		
3-2-1	0-0-0	0-0-0		HOME		1-1-0		0-1-0		2-0-1		
0-0-0	0-0-0	0-0-		AWAY		0-0-0		0-0-0		0-0-0		
0-1-1	0-0-0	0-1-0		NEUTRAL		0-0-1		0-0-0		0-0-0		
1-1-2	0-0-0	0-0-0		CONFERENCE		0-1-0		1-0-1		0-0-1		
1-0-0	0-0-0	0-0-0		HOME		0-0-0		1-0-0		0-0-0		
0-1-2	0-0-0	0-0-0		AWAY		0-1-0		0-0-1		0-0-1		
0-0-0	0-0-0	0-0-0		NEUTRAL		0-0-0		0-0-0		0-0-0		
RPI	S	Opponent	Score	RPI	S	Opponent	Score	RPI	S	Opponent	Score	
33	N	West Virginia	0 3	52	A	William & Mary	1 3	102	H	James Madison	1 0	
				58	H	St. John's (NY)	1 2	108	H	UNC Greensboro	1 4	
				67	N	Richmond	1 1	140	A	Old Dominion	4 4	
				74	H	Penn	3 2	170	H	Saint Francis (PA)	3 1	
								195	A	VCU	0 0	
								238	H	Longwood	2 2	
								282	H	Howard	2 0	
<hr/>												
LAST 10 GAMES												
195	A	VCU	0 0	102	H	James Madison	1 0					
52	A	William & Mary	1 3	170	H	Saint Francis (PA)	3 1					
140	A	Old Dominion	4 4	238	H	Longwood	2 2					
74	H	Penn	3 2	108	H	UNC Greensboro	1 4					
282	H	Howard	2 0	33	N	West Virginia	0 3					

Non-Div. I Games:

George Mason

Average RPI Win:	223	WON-LOST	WINNING	LAST 10	STRENGTH OF	OPP. STRENGTH	TEAM	ADJ	CONF.	ADJ CONF.	
Average RPI Loss:	199	RECORD	PCT. RANK	GAMES	SCHEDULE	OF SCHEDULE	RPI	RPI	RPI	RPI	
DIV. I ONLY	8-2-2	.75	31	6-2-2	230	223	111	.52591	115	16	16
DIV. I NON-CONF.	7-1-0	.875	14	5-1-0	211	259	72	.55885	79	16	16
TOTALS	RPI 1-25	RPI 26-50	W-L RECORDS	RPI 51-100	RPI 101-150	RPI 150+					
8-2-2	0-0-0	0-0-1	OVERALL	0-0-0	1-0-0	7-2-1					
4-2-0	0-0-0	0-0-0	HOME	0-0-0	0-0-0	4-2-0					
3-0-2	0-0-0	0-0-1	AWAY	0-0-0	1-0-0	2-0-1					
1-0-0	0-0-0	0-0-0	NEUTRAL	0-0-0	0-0-0	1-0-0					
7-1-0	0-0-0	0-0-0	NON-CONFERENCE	0-0-0	1-0-0	6-1-0					
3-1-0	0-0-0	0-0-0	HOME	0-0-0	0-0-0	3-1-0					
3-0-0	0-0-0	0-0-	AWAY	0-0-0	1-0-0	2-0-0					
1-0-0	0-0-0	0-0-0	NEUTRAL	0-0-0	0-0-0	1-0-0					
1-1-2	0-0-0	0-0-1	CONFERENCE	0-0-0	0-0-0	1-1-1					
1-1-0	0-0-0	0-0-0	HOME	0-0-0	0-0-0	1-1-0					
0-0-2	0-0-0	0-0-1	AWAY	0-0-0	0-0-0	0-0-1					
0-0-0	0-0-0	0-0-0	NEUTRAL	0-0-0	0-0-0	0-0-0					
RPI S	Opponent	Score	RPI S	Opponent	Score	RPI S	Opponent	Score	RPI S	Opponent	Score
			34 A	Central Mich.	0 0				109 A	Colgate	2 0
									152 H	Miami (OH)	1 0
									164 H	St. Bonaventure	2 3
									198 N	Canisius	1 0
									234 H	Bowling Green	1 2
									245 A	Binghamton	1 0
									258 H	Temple	3 0
									259 H	Bucknell	1 0
									279 H	IPFW	1 0
									281 A	Niagara	2 0
									300 A	Eastern Mich.	2 2
LAST 10 GAMES											
			34 A	Central Mich.	0 0		300 A	Eastern Mich.	2 2		
			152 H	Miami (OH)	1 0		279 H	IPFW	1 0		
			234 H	Bowling Green	1 2		258 H	Temple	3 0		
			198 N	Canisius	1 0		164 H	St. Bonaventure	2 3		
			281 A	Niagara	2 0		109 A	Colgate	2 0		

Non-Div. I Games:

Buffalo

Average RPI Win: 221		WON-LOST	WINNING	LAST 10	STRENGTH OF		OPP. STRENGTH	TEAM	ADJ	CONF.	ADJ CONF.		
Average RPI Loss: 42		RECORD	PCT. RANK	GAMES	SCHEDULE		OF SCHEDULE	RPI	RPI	RPI	RPI		
DIV. I ONLY		5-7-0	.41667	202	2-7-0		59	81	113	.52573	116	1	1
DIV. I NON-CONF.		5-2-0	.71429	62	2-2-0		215	222	113	.52271	113	1	1
TOTALS		RPI 1-25	RPI 26-50		W-L RECORDS		RPI 51-100		RPI 101-150		RPI 150+		
5-7-0		0-4-0	0-1-0		OVERALL		0-1-0		2-0-0		3-1-0		
3-6-0		0-3-0	0-1-0		HOME		0-1-0		1-0-0		2-1-0		
2-1-0		0-1-0	0-0-0		AWAY		0-0-0		1-0-0		1-0-0		
0-0-0		0-0-0	0-0-0		NEUTRAL		0-0-0		0-0-0		0-0-0		
5-2-0		0-0-0	0-0-0		NON-CONFERENCE		0-1-0		2-0-0		3-1-0		
3-2-0		0-0-0	0-0-0		HOME		0-1-0		1-0-0		2-1-0		
2-0-0		0-0-0	0-0-		AWAY		0-0-0		1-0-0		1-0-0		
0-0-0		0-0-0	0-0-0		NEUTRAL		0-0-0		0-0-0		0-0-0		
0-5-0		0-4-0	0-1-0		CONFERENCE		0-0-0		0-0-0		0-0-0		
0-4-0		0-3-0	0-1-0		HOME		0-0-0		0-0-0		0-0-0		
0-1-0		0-1-0	0-0-0		AWAY		0-0-0		0-0-0		0-0-0		
0-0-0		0-0-0	0-0-0		NEUTRAL		0-0-0		0-0-0		0-0-0		
RPI S	Opponent	Score	RPI S	Opponent	Score	RPI S	Opponent	Score	RPI S	Opponent	Score		
4 H	Duke	0 2	29 H	Maryland	1 2	54 H	South Carolina	0 2	104 H	Northeastern	2 1		
7 H	Boston College	0 4							150 A	Appalachian St.	1 0		
13 H	Florida St.	2 6							165 H	Furman	2 3		
20 A	Miami (FL)	2 3							249 H	Citadel	1 0		
									286 A	Presbyterian	8 0		
									314 H	South Carolina St.	7 1		
LAST 10 GAMES													
29 H	Maryland	1 2	7 H	Boston College	0 4								
4 H	Duke	0 2	54 H	South Carolina	0 2								
13 H	Florida St.	2 6	104 H	Northeastern	2 1								
20 A	Miami (FL)	2 3	150 A	Appalachian St.	1 0								
165 H	Furman	2 3	286 A	Presbyterian	8 0								

Non-Div. I Games:

Clemson

Average RPI Win:		160	WON-LOST RECORD		WINNING PCT. RANK		LAST 10 GAMES		STRENGTH OF SCHEDULE		OPP. STRENGTH OF SCHEDULE		TEAM RPI		ADJ RPI		CONF. RPI		ADJ CONF. RPI				
DIV. I ONLY			4-7-0		.36364 232		3-6-0		37		108		118		.52247 117		2		2				
DIV. I NON-CONF.			2-5-0		.28571 257		1-4-0		34		125		145		.50358 141		2		2				
TOTALS		RPI 1-25		RPI 26-50				W-L RECORDS		RPI 51-100				RPI 101-150				RPI 150+					
4-7-0		0-1-0		0-3-0				OVERALL		2-2-0				0-1-0				2-0-0					
3-4-0		0-1-0		0-2-0				HOME		2-1-0				0-0-0				1-0-0					
1-3-0		0-0-0		0-1-0				AWAY		0-1-0				0-1-0				1-0-0					
0-0-0		0-0-0		0-0-0				NEUTRAL		0-0-0				0-0-0				0-0-0					
2-5-0		0-1-0		0-1-0				NON-CONFERENCE		1-2-0				0-1-0				1-0-0					
1-2-0		0-1-0		0-0-0				HOME		1-1-0				0-0-0				0-0-0					
1-3-0		0-0-0		0-0-				AWAY		0-1-0				0-1-0				1-0-0					
0-0-0		0-0-0		0-0-0				NEUTRAL		0-0-0				0-0-0				0-0-0					
2-2-0		0-0-0		0-2-0				CONFERENCE		1-0-0				0-0-0				1-0-0					
2-2-0		0-0-0		0-2-0				HOME		1-0-0				0-0-0				1-0-0					
0-0-0		0-0-0		0-0-0				AWAY		0-0-0				0-0-0				0-0-0					
0-0-0		0-0-0		0-0-0				NEUTRAL		0-0-0				0-0-0				0-0-0					
RPI	S	Opponent		Score		RPI	S	Opponent		Score		RPI	S	Opponent		Score		RPI	S	Opponent		Score	
14	H	Oklahoma St.		0	4	28	H	Tennessee		0	4	80	H	SMU		2	1	105	A	Colorado Col.		0	5
						37	A	Kansas		1	4	88	H	Missouri St.		0	2	188	H	Mississippi St.		1	0
						48	H	Georgia		0	1	92	A	Nebraska		0	6	277	A	Air Force		2	1
												96	H	Ole Miss		2	1						
LAST 10 GAMES																							
		48 H Georgia		0	1			28 H Tennessee		0	4												
		188 H Mississippi St.		1	0			88 H Missouri St.		0	2												
		96 H Ole Miss		2	1			92 A Nebraska		0	6												
		105 A Colorado Col.		0	5			14 H Oklahoma St.		0	4												
		277 A Air Force		2	1			37 A Kansas		1	4												

Non-Div. I Games:

Arkansas

Average RPI Win:		148	WON-LOST RECORD		WINNING PCT. RANK		LAST 10 GAMES		STRENGTH OF SCHEDULE		OPP. STRENGTH OF SCHEDULE		TEAM RPI		ADJ RPI		CONF. RPI		ADJ CONF. RPI					
DIV. I ONLY			6-6-1		.5		150		5-5-0		121		55		117		.52147		118		5		5	
DIV. I NON-CONF.			4-3-1		.5625		132		3-2-0		128		77		109		.52793		110		5		5	
TOTALS		RPI 1-25		RPI 26-50		W-L RECORDS		RPI 51-100		RPI 101-150		RPI 150+												
6-6-1		0-1-0		0-4-0		OVERALL		2-0-0		1-1-0		3-0-1												
4-3-1		0-1-0		0-2-0		HOME		2-0-0		0-0-0		2-0-1												
1-3-0		0-0-0		0-2-0		AWAY		0-0-0		0-1-0		1-0-0												
1-0-0		0-0-0		0-0-0		NEUTRAL		0-0-0		1-0-0		0-0-0												
4-3-1		0-1-0		0-1-0		NON-CONFERENCE		1-0-0		1-1-0		2-0-1												
3-1-1		0-1-0		0-0-0		HOME		1-0-0		0-0-0		2-0-1												
0-2-0		0-0-0		0-0-		AWAY		0-0-0		0-1-0		0-0-0												
1-0-0		0-0-0		0-0-0		NEUTRAL		0-0-0		1-0-0		0-0-0												
2-3-0		0-0-0		0-3-0		CONFERENCE		1-0-0		0-0-0		1-0-0												
1-2-0		0-0-0		0-2-0		HOME		1-0-0		0-0-0		0-0-0												
1-1-0		0-0-0		0-1-0		AWAY		0-0-0		0-0-0		1-0-0												
0-0-0		0-0-0		0-0-0		NEUTRAL		0-0-0		0-0-0		0-0-0												
RPI	S	Opponent		Score		RPI	S	Opponent		Score		RPI	S	Opponent		Score								
22	H	Marquette		1	2	32	A	Notre Dame		1	4	92	H	Nebraska		2	1							
						38	H	Iowa		0	1	97	H	Xavier		1	0							
						40	A	Illinois		1	4			103 N Western Mich.		4	1							
						49	H	Michigan		0	1			138 A South Fla.		1	2							
														157 H Butler		6	1							
														216 A Northwestern		1	0							
														221 H Oakland		1	0							
														268 H Evansville		2	2							
LAST 10 GAMES																								
						40	A	Illinois		1	4	216	A	Northwestern		1	0							
						92	H	Nebraska		2	1	97	H	Xavier		1	0							
						38	H	Iowa		0	1	32	A	Notre Dame		1	4							
						49	H	Michigan		0	1	103	N	Western Mich.		4	1							
						22	H	Marquette		1	2	221	H	Oakland		1	0							

Non-Div. I Games:

Indiana

Average RPI Win: 162		WON-LOST	WINNING	LAST 10	STRENGTH OF		OPP. STRENGTH	TEAM	ADJ	CONF.	ADJ CONF.						
Average RPI Loss: 67		RECORD	PCT. RANK	GAMES	SCHEDULE		OF SCHEDULE	RPI	RPI	RPI	RPI						
DIV. I ONLY		5-6-0	.45455	186	3-6-0		87	82	120	.52087	119	4	4				
DIV. I NON-CONF.		4-4-0	.5	148	2-4-0		87	67	107	.53088	107	4	4				

TOTALS		RPI 1-25		RPI 26-50		W-L RECORDS		RPI 51-100		RPI 101-150		RPI 150+					
5-6-0		0-2-0		0-1-0		OVERALL		1-1-0		1-2-0		3-0-0					
3-1-0		0-0-0		0-0-0		HOME		1-1-0		1-0-0		1-0-0					
1-4-0		0-2-0		0-0-0		AWAY		0-0-0		0-2-0		1-0-0					
1-1-0		0-0-0		0-1-0		NEUTRAL		0-0-0		0-0-0		1-0-0					
4-4-0		0-1-0		0-1-0		NON-CONFERENCE		1-1-0		1-1-0		2-0-0					
3-1-0		0-0-0		0-0-0		HOME		1-1-0		1-0-0		1-0-0					
0-2-0		0-1-0		0-0-		AWAY		0-0-0		0-1-0		0-0-0					
1-1-0		0-0-0		0-1-0		NEUTRAL		0-0-0		0-0-0		1-0-0					
1-2-0		0-1-0		0-0-0		CONFERENCE		0-0-0		0-1-0		1-0-0					
0-0-0		0-0-0		0-0-0		HOME		0-0-0		0-0-0		0-0-0					
1-2-0		0-1-0		0-0-0		AWAY		0-0-0		0-1-0		1-0-0					
0-0-0		0-0-0		0-0-0		NEUTRAL		0-0-0		0-0-0		0-0-0					
RPI	S	Opponent		Score		RPI	S	Opponent		Score		RPI	S	Opponent		Score	
6	A	Virginia		0	3	46	N	Texas Tech		0	5	54	H	South Carolina		1	0
23	A	California		0	1							62	H	Missouri		0	1
												106	H	Oklahoma		3	0
												125	A	Utah		1	2
												140	A	Old Dominion		1	3
												168	N	Pacific		1	0
												182	A	Colorado		1	0
												299	H	Northern Ariz.		7	0

Non-Div. I Games:

Arizona St.

Seattle

Seattle

Average RPI Win:	199	WON-LOST	WINNING	LAST 10	STRENGTH OF	OPP. STRENGTH	TEAM	ADJ	CONF.	ADJ CONF.	
Average RPI Loss:	143	RECORD	PCT. RANK	GAMES	SCHEDULE	OF SCHEDULE	RPI	RPI	RPI	RPI	
DIV. I ONLY		7-4-0	.63636 82	7-2-0	182	186	121	.51834 121	26	26	
DIV. I NON-CONF.		5-4-0	.55556 136	5-2-0	156	192	139	.50296 143	22	23	
<hr/>											
TOTALS	RPI 1-25	RPI 26-50		W-L RECORDS		RPI 51-100		RPI 101-150		RPI 150+	
7-4-0	0-0-0	0-0-0		OVERALL		1-1-0		0-1-0		6-2-0	
3-0-0	0-0-0	0-0-0		HOME		0-0-0		0-0-0		3-0-0	
3-4-0	0-0-0	0-0-0		AWAY		1-1-0		0-1-0		2-2-0	
1-0-0	0-0-0	0-0-0		NEUTRAL		0-0-0		0-0-0		1-0-0	
5-4-0	0-0-0	0-0-0		NON-CONFERENCE		0-1-0		0-1-0		5-2-0	
3-0-0	0-0-0	0-0-0		HOME		0-0-0		0-0-0		3-0-0	
1-4-0	0-0-0	0-0-		AWAY		0-1-0		0-1-0		1-2-0	
1-0-0	0-0-0	0-0-0		NEUTRAL		0-0-0		0-0-0		1-0-0	
2-0-0	0-0-0	0-0-0		CONFERENCE		1-0-0		0-0-0		1-0-0	
0-0-0	0-0-0	0-0-0		HOME		0-0-0		0-0-0		0-0-0	
2-0-0	0-0-0	0-0-0		AWAY		1-0-0		0-0-0		1-0-0	
0-0-0	0-0-0	0-0-0		NEUTRAL		0-0-0		0-0-0		0-0-0	
RPI S	Opponent	Score	RPI S	Opponent	Score	RPI S	Opponent	Score	RPI S	Opponent	Score
						77 A	Fairfield	1 0	135 A	Yale	0 2
						83 A	Army	0 1	166 N	Central Conn. St.	2 1
									169 H	Lafayette	1 0
									173 A	Wagner	0 1
									180 A	Providence	0 2
									193 H	Lehigh	2 1
									223 H	Cornell	2 0
									259 A	Bucknell	2 1
									307 A	Iona	4 1
LAST 10 GAMES											
			307 A	Iona	4 1	77 A	Fairfield	1 0			
			83 A	Army	0 1	193 H	Lehigh	2 1			
			259 A	Bucknell	2 1	180 A	Providence	0 2			
			169 H	Lafayette	1 0	166 N	Central Conn. St.	2 1			
			223 H	Cornell	2 0	135 A	Yale	0 2			

Non-Div. I Games:

Marist

Average RPI Win:	198	WON-LOST	WINNING	LAST 10	STRENGTH OF	OPP. STRENGTH	TEAM	ADJ	CONF.	ADJ CONF.	
Average RPI Loss:	103	RECORD	PCT. RANK	GAMES	SCHEDULE	OF SCHEDULE	RPI	RPI	RPI	RPI	
DIV. I ONLY	9-3-1	.73077	38	7-3-0	283	107	123	.5143	122	13	13
DIV. I NON-CONF.	5-3-1	.61111	106	3-3-0	298	119	201	.46649	200	14	14
<hr/>											
TOTALS	RPI 1-25	RPI 26-50		W-L RECORDS	RPI 51-100		RPI 101-150		RPI 150+		
9-3-1	0-0-0	0-1-0		OVERALL	2-1-0		1-0-0		6-1-1		
5-0-1	0-0-0	0-0-0		HOME	2-0-0		0-0-0		3-0-1		
4-1-0	0-0-0	0-1-0		AWAY	0-0-0		1-0-0		3-0-0		
0-2-0	0-0-0	0-0-0		NEUTRAL	0-1-0		0-0-0		0-1-0		
<hr/>											
5-3-1	0-0-0	0-1-0		NON-CONFERENCE	1-1-0		1-0-0		3-1-1		
3-0-1	0-0-0	0-0-0		HOME	1-0-0		0-0-0		2-0-1		
2-1-0	0-0-0	0-0-		AWAY	0-0-0		1-0-0		1-0-0		
0-2-0	0-0-0	0-0-0		NEUTRAL	0-1-0		0-0-0		0-1-0		
<hr/>											
4-0-0	0-0-0	0-0-0		CONFERENCE	1-0-0		0-0-0		3-0-0		
2-0-0	0-0-0	0-0-0		HOME	1-0-0		0-0-0		1-0-0		
2-0-0	0-0-0	0-0-0		AWAY	0-0-0		0-0-0		2-0-0		
0-0-0	0-0-0	0-0-0		NEUTRAL	0-0-0		0-0-0		0-0-0		
<hr/>											
RPI S	Opponent	Score	RPI S	Opponent	Score	RPI S	Opponent	Score	RPI S	Opponent	Score
			35 A	Baylor	0 2	61 H	Western Ky.	2 1	129 A	Houston	1 0
						80 H	SMU	2 1	155 H	Middle Tenn.	3 0
						81 N	Cal St. Fullerton	1 4	183 H	Oral Roberts	2 2
									192 N	UC Riverside	1 2
									224 A	La.-Lafayette	4 0
									246 A	La.-Monroe	1 0
									255 H	Sam Houston St.	3 1
									317 A	Texas Southern	5 0
									318 H	Grambling	11 0
<hr/>											
LAST 10 GAMES											
			246 A	La.-Monroe	1 0	224 A	La.-Lafayette	4 0			
			155 H	Middle Tenn.	3 0	35 A	Baylor	0 2			
			61 H	Western Ky.	2 1	255 H	Sam Houston St.	3 1			
			81 N	Cal St. Fullerton	1 4	129 A	Houston	1 0			
			192 N	UC Riverside	1 2	80 H	SMU	2 1			

Non-Div. I Games:

North Texas

Average RPI Win: 215		WON-LOST	WINNING	LAST 10	STRENGTH OF		OPP. STRENGTH	TEAM	ADJ		CONF.	ADJ CONF.
Average RPI Loss: 98		RECORD	PCT. RANK	GAMES	SCHEDULE		OF SCHEDULE	RPI	RPI		RPI	RPI
DIV. I ONLY		5-4-1	.55	123	5-4-1		163	137	127		.51424	123
DIV. I NON-CONF.		3-3-0	.5	148	3-3-0		64	154	103		.53509	102
TOTALS		RPI 1-25	RPI 26-50		W-L RECORDS		RPI 51-100		RPI 101-150		RPI 150+	
5-4-1		0-0-0	1-0-1		OVERALL		0-2-0		0-2-0		4-0-0	
2-1-1		0-0-0	0-0-1		HOME		0-1-0		0-0-0		2-0-0	
2-3-0		0-0-0	1-0-0		AWAY		0-1-0		0-2-0		1-0-0	
1-0-0		0-0-0	0-0-0		NEUTRAL		0-0-0		0-0-0		1-0-0	
3-3-0		0-0-0	1-0-0		NON-CONFERENCE		0-2-0		0-1-0		2-0-0	
1-1-0		0-0-0	0-0-0		HOME		0-1-0		0-0-0		1-0-0	
1-2-0		0-0-0	1-0-		AWAY		0-1-0		0-1-0		0-0-0	
1-0-0		0-0-0	0-0-0		NEUTRAL		0-0-0		0-0-0		1-0-0	
2-1-1		0-0-0	0-0-1		CONFERENCE		0-0-0		0-1-0		2-0-0	
1-0-1		0-0-0	0-0-1		HOME		0-0-0		0-0-0		1-0-0	
1-1-0		0-0-0	0-0-0		AWAY		0-0-0		0-1-0		1-0-0	
0-0-0		0-0-0	0-0-0		NEUTRAL		0-0-0		0-0-0		0-0-0	
RPI S	Opponent	Score	RPI S	Opponent	Score	RPI S	Opponent	Score	RPI S	Opponent	Score	
			34 H	Central Mich.	0 0	53 H	Michigan St.	0 5	103 A	Western Mich.	0 1	
			49 A	Michigan	1 0	98 A	FIU	0 1	138 A	South Fla.	0 1	
									177 N	Fla. Atlantic	4 0	
									261 H	Eastern Ill.	2 0	
									289 A	Northern Ill.	1 0	
									300 H	Eastern Mich.	3 0	
LAST 10 GAMES												
			289 A	Northern Ill.	1 0	103 A	Western Mich.	0 1				
			300 H	Eastern Mich.	3 0	138 A	South Fla.	0 1				
			34 H	Central Mich.	0 0	53 H	Michigan St.	0 5				
			261 H	Eastern Ill.	2 0	98 A	FIU	0 1				
			177 N	Fla. Atlantic	4 0	49 A	Michigan	1 0				

Non-Div. I Games:

Akron

Average RPI Win:	231	WON-LOST RECORD	WINNING PCT. RANK	LAST 10 GAMES	STRENGTH OF SCHEDULE	OPP. STRENGTH OF SCHEDULE	TEAM RPI	ADJ RPI	CONF. RPI	ADJ CONF. RPI	
DIV. I ONLY		6-5-0	.54545 126	5-4-0	138	190	130	.51189 124	22	22	
DIV. I NON-CONF.		5-4-0	.55556 136	4-3-0	147	197	133	.50991 132	26	26	
<hr/>											
TOTALS	RPI 1-25		RPI 26-50	W-L RECORDS		RPI 51-100		RPI 101-150		RPI 150+	
6-5-0	0-0-0		0-1-0	OVERALL		1-4-0		1-0-0		4-0-0	
6-3-0	0-0-0		0-0-0	HOME		1-3-0		1-0-0		4-0-0	
0-2-0	0-0-0		0-1-0	AWAY		0-1-0		0-0-0		0-0-0	
0-0-0	0-0-0		0-0-0	NEUTRAL		0-0-0		0-0-0		0-0-0	
5-4-0	0-0-0		0-1-0	NON-CONFERENCE		1-3-0		1-0-0		3-0-0	
5-2-0	0-0-0		0-0-0	HOME		1-2-0		1-0-0		3-0-0	
0-2-0	0-0-0		0-0-	AWAY		0-1-0		0-0-0		0-0-0	
0-0-0	0-0-0		0-0-0	NEUTRAL		0-0-0		0-0-0		0-0-0	
1-1-0	0-0-0		0-0-0	CONFERENCE		0-1-0		0-0-0		1-0-0	
1-1-0	0-0-0		0-0-0	HOME		0-1-0		0-0-0		1-0-0	
0-0-0	0-0-0		0-0-0	AWAY		0-0-0		0-0-0		0-0-0	
0-0-0	0-0-0		0-0-0	NEUTRAL		0-0-0		0-0-0		0-0-0	
<hr/>											
RPI S	Opponent	Score	RPI S	Opponent	Score	RPI S	Opponent	Score	RPI S	Opponent	Score
			35 A	Baylor	0 2	59 H	Stephen F. Austin	0 1	136 H	Louisiana Tech	1 0
						75 H	Loyola Marymount	0 1	255 H	Sam Houston St.	1 0
						86 H	TCU	1 3	257 H	Houston Baptist	2 1
						99 A	Navy	0 3	318 H	Grambling	11 1
						100 H	UTEP	1 0	320 H	Prairie View	6 0
<hr/>											
LAST 10 GAMES											
			255 H	Sam Houston St.	1 0	59 H	Stephen F. Austin	0 1			
			318 H	Grambling	11 1	100 H	UTEP	1 0			
			257 H	Houston Baptist	2 1	86 H	TCU	1 3			
			136 H	Louisiana Tech	1 0	99 A	Navy	0 3			
			35 A	Baylor	0 2	75 H	Loyola Marymount	0 1			

Non-Div. I Games:

Texas St.

Average RPI Win: 189		WON-LOST RECORD		WINNING PCT. RANK		LAST 10 GAMES		STRENGTH OF SCHEDULE		OPP. STRENGTH OF SCHEDULE		TEAM RPI		ADJ RPI		CONF. RPI		ADJ CONF. RPI	
DIV. I ONLY		7-4-1		.625 85		7-2-0		223		127		132		.51137 125		4		4	
DIV. I NON-CONF.		4-4-1		.5 148		4-2-0		195		176		171		.4825 170		4		4	
TOTALS		RPI 1-25		RPI 26-50		W-L RECORDS		RPI 51-100		RPI 101-150		RPI 150+							
7-4-1		0-0-0		0-0-0		OVERALL		1-3-1		1-0-0		5-1-0							
5-1-0		0-0-0		0-0-0		HOME		0-0-0		1-0-0		4-1-0							
1-3-1		0-0-0		0-0-0		AWAY		1-3-1		0-0-0		0-0-0							
1-0-0		0-0-0		0-0-0		NEUTRAL		0-0-0		0-0-0		1-0-0							
4-4-1		0-0-0		0-0-0		NON-CONFERENCE		0-3-1		0-0-0		4-1-0							
3-1-0		0-0-0		0-0-0		HOME		0-0-0		0-0-0		3-1-0							
0-3-1		0-0-0		0-0-		AWAY		0-3-1		0-0-0		0-0-0							
1-0-0		0-0-0		0-0-0		NEUTRAL		0-0-0		0-0-0		1-0-0							
3-0-0		0-0-0		0-0-0		CONFERENCE		1-0-0		1-0-0		1-0-0							
2-0-0		0-0-0		0-0-0		HOME		0-0-0		1-0-0		1-0-0							
1-0-0		0-0-0		0-0-0		AWAY		1-0-0		0-0-0		0-0-0							
0-0-0		0-0-0		0-0-0		NEUTRAL		0-0-0		0-0-0		0-0-0							
RPI	S	Opponent		Score		RPI	S	Opponent		Score		RPI	S	Opponent		Score			
						65	A	BYU	0	4		119	H	Arizona St.	2	1			
						66	A	St. Mary's (CA)	1	2		192	N	UC Riverside	2	1			
						72	A	Oregon	2	0		196	H	Utah Valley	3	0			
						79	A	Utah St.	0	1		218	H	Arizona	3	1			
						81	A	Cal St. Fullerton	0	0		232	H	Weber St.	1	0			
												294	H	Idaho St.	3	1			
												295	H	Nevada	0	1			
LAST 10 GAMES																			
						119	H	Arizona St.	2	1		218	H	Arizona	3	1			
						72	A	Oregon	2	0		192	N	UC Riverside	2	1			
						294	H	Idaho St.	3	1		196	H	Utah Valley	3	0			
						232	H	Weber St.	1	0		79	A	Utah St.	0	1			
						66	A	St. Mary's (CA)	1	2		295	H	Nevada	0	1			

Non-Div. I Games:

Utah

Average RPI Win:		161	WON-LOST RECORD		WINNING PCT. RANK		LAST 10 GAMES		STRENGTH OF SCHEDULE		OPP. STRENGTH OF SCHEDULE		TEAM RPI		ADJ RPI		CONF. RPI		ADJ CONF. RPI			
Average RPI Loss:		67																				
DIV. I ONLY			4-5-2	.45455	186	3-5-2			94	96	124	.51127	126	19	19							
DIV. I NON-CONF.			2-5-0	.28571	257	1-5-0			56	74	158	.49418	157	19	19							
TOTALS		RPI 1-25		RPI 26-50			W-L RECORDS			RPI 51-100			RPI 101-150			RPI 150+						
4-5-2		0-2-0		0-1-0			OVERALL			0-1-0			2-0-0			2-1-2						
2-3-1		0-2-0		0-0-0			HOME			0-1-0			1-0-0			1-0-1						
2-2-1		0-0-0		0-1-0			AWAY			0-0-0			1-0-0			1-1-1						
0-0-0		0-0-0		0-0-0			NEUTRAL			0-0-0			0-0-0			0-0-0						
2-5-0		0-2-0		0-1-0			NON-CONFERENCE			0-1-0			0-0-0			2-1-0						
1-3-0		0-2-0		0-0-0			HOME			0-1-0			0-0-0			1-0-0						
1-2-0		0-0-0		0-0-			AWAY			0-0-0			0-0-0			1-1-0						
0-0-0		0-0-0		0-0-0			NEUTRAL			0-0-0			0-0-0			0-0-0						
2-0-2		0-0-0		0-0-0			CONFERENCE			0-0-0			2-0-0			0-0-2						
1-0-1		0-0-0		0-0-0			HOME			0-0-0			1-0-0			0-0-1						
1-0-1		0-0-0		0-0-0			AWAY			0-0-0			1-0-0			0-0-1						
0-0-0		0-0-0		0-0-0			NEUTRAL			0-0-0			0-0-0			0-0-0						
RPI	S	Opponent			Score		RPI	S	Opponent			Score		RPI	S	Opponent			Score			
8	H	Memphis			0	2	50	A	Vanderbilt			0	2	78	H	Alabama			1	2		
15	H	Auburn			2	4							107	H	Col. of Charleston			2	1			
													108	A	UNC Greensboro			1	0			
													184	A	UAB			0	1			
													204	H	Belmont			2	0			
													210	A	Elon			1	1			
													226	A	Kennesaw St.			4	1			
													249	H	Citadel			0	0			
							LAST 10 GAMES															
							107 H Col. of Charleston						2	1	249 H Citadel						0	0
							108 A UNC Greensboro						1	0	226 A Kennesaw St.						4	1
							210 A Elon						1	1	8 H Memphis						0	2
							50 A Vanderbilt						0	2	184 A UAB						0	1
							15 H Auburn						2	4	78 H Alabama						1	2

Non-Div. I Games:

Samford

U
A
L
R

UALR

Average RPI Win:	243	WON-LOST RECORD	WINNING PCT. RANK	LAST 10 GAMES	STRENGTH OF SCHEDULE	OPP. STRENGTH OF SCHEDULE	TEAM RPI	ADJ RPI	CONF. RPI	ADJ CONF. RPI		
Average RPI Loss:	89	7-4-1	.625	85	4-3-1	193	179	125	.51101	128	14	14
DIV. I ONLY		5-3-1	.61111	106	2-2-1	258	203	170	.48188	171	13	13
DIV. I NON-CONF.												
<hr/>												
TOTALS	RPI 1-25	RPI 26-50		W-L RECORDS		RPI 51-100		RPI 101-150		RPI 150+		
7-4-1	0-1-0	0-1-0		OVERALL		0-1-0		0-0-0		7-1-1		
4-0-0	0-0-0	0-0-0		HOME		0-0-0		0-0-0		4-0-0		
3-3-0	0-1-0	0-1-0		AWAY		0-1-0		0-0-0		3-0-0		
0-1-1	0-0-0	0-0-0		NEUTRAL		0-0-0		0-0-0		0-1-1		
5-3-1	0-0-0	0-1-0		NON-CONFERENCE		0-1-0		0-0-0		5-1-1		
2-0-0	0-0-0	0-0-0		HOME		0-0-0		0-0-0		2-0-0		
3-2-0	0-0-0	0-0-		AWAY		0-1-0		0-0-0		3-0-0		
0-1-1	0-0-0	0-0-0		NEUTRAL		0-0-0		0-0-0		0-1-1		
2-1-0	0-1-0	0-0-0		CONFERENCE		0-0-0		0-0-0		2-0-0		
2-0-0	0-0-0	0-0-0		HOME		0-0-0		0-0-0		2-0-0		
0-1-0	0-1-0	0-0-0		AWAY		0-0-0		0-0-0		0-0-0		
0-0-0	0-0-0	0-0-0		NEUTRAL		0-0-0		0-0-0		0-0-0		
<hr/>												
RPI	S	Opponent	Score	RPI	S	Opponent	Score	RPI	S	Opponent	Score	
9	A	Milwaukee	1 2	34	A	Central Mich.	0 1	53	A	Michigan St.	3 4	
								157	H	Butler	2 1	
								172	N	UNLV	0 0	
								221	H	Oakland	3 1	
								234	A	Bowling Green	3 0	
								237	A	Eastern Ky.	1 0	
								260	N	Portland St.	0 2	
								263	H	Green Bay	2 0	
								291	A	IUPUI	5 1	
								300	H	Eastern Mich.	4 0	
								<hr/>				
LAST 10 GAMES												
9	A	Milwaukee	1 2	263	H	Green Bay	2 0					
221	H	Oakland	3 1	260	N	Portland St.	0 2					
157	H	Butler	2 1	172	N	UNLV	0 0					
53	A	Michigan St.	3 4	234	A	Bowling Green	3 0					
237	A	Eastern Ky.	1 0	291	A	IUPUI	5 1					

Non-Div. I Games: Madonna 6 0 Marygrove 10 0

Detroit

Average RPI Win:		216	WON-LOST RECORD		WINNING PCT. RANK		LAST 10 GAMES		STRENGTH OF SCHEDULE		OPP. STRENGTH OF SCHEDULE		TEAM RPI		ADJ RPI		CONF. RPI		ADJ CONF. RPI				
Average RPI Loss:		59																					
DIV. I ONLY			3-5-2		.4 214		3-5-2		68		123		128		.5101 130		10		10				
DIV. I NON-CONF.			2-5-2		.33333 238		2-5-2		55		121		144		.50183 145		10		10				
TOTALS		RPI 1-25		RPI 26-50		W-L RECORDS		RPI 51-100		RPI 101-150		RPI 150+											
3-5-2		0-2-0		0-1-0		OVERALL		0-1-1		0-1-0		3-0-1											
3-0-2		0-0-0		0-0-0		HOME		0-0-1		0-0-0		3-0-1											
0-5-0		0-2-0		0-1-0		AWAY		0-1-0		0-1-0		0-0-0											
0-0-0		0-0-0		0-0-0		NEUTRAL		0-0-0		0-0-0		0-0-0											
2-5-2		0-2-0		0-1-0		NON-CONFERENCE		0-1-1		0-1-0		2-0-1											
2-0-2		0-0-0		0-0-0		HOME		0-0-1		0-0-0		2-0-1											
0-5-0		0-2-0		0-0-		AWAY		0-1-0		0-1-0		0-0-0											
0-0-0		0-0-0		0-0-0		NEUTRAL		0-0-0		0-0-0		0-0-0											
1-0-0		0-0-0		0-0-0		CONFERENCE		0-0-0		0-0-0		1-0-0											
1-0-0		0-0-0		0-0-0		HOME		0-0-0		0-0-0		1-0-0											
0-0-0		0-0-0		0-0-0		AWAY		0-0-0		0-0-0		0-0-0											
0-0-0		0-0-0		0-0-0		NEUTRAL		0-0-0		0-0-0		0-0-0											
RPI	S	Opponent		Score		RPI	S	Opponent		Score		RPI	S	Opponent		Score							
9	A	Milwaukee		0	3	29	A	Maryland		0	2	63	H	Southeast Mo. St.		0	0						
22	A	Marquette		0	5							88	A	Missouri St.		0	1						
												148 A Loyola Maryland						2	4				
												167 H Charlotte						2	1				
												213 H UMKC						3	1				
												268 H Evansville						4	0				
												278 H SIU Edwardsville						0	0				
						LAST 10 GAMES																	
						88 A Missouri St.						0	1	167 H Charlotte						2	1		
						278 H SIU Edwardsville						0	0	29 A Maryland						0	2		
						63 H Southeast Mo. St.						0	0	9 A Milwaukee						0	3		
						213 H UMKC						3	1	22 A Marquette						0	5		
						148 A Loyola Maryland						2	4	268 H Evansville						4	0		

Non-Div. I Games:

Saint Louis

Average RPI Win: 127		WON-LOST	WINNING	LAST 10	STRENGTH OF		OPP. STRENGTH	TEAM	ADJ	CONF.	ADJ CONF.						
Average RPI Loss: 46		RECORD	PCT. RANK	GAMES	SCHEDULE		OF SCHEDULE	RPI	RPI	RPI	RPI						
DIV. I ONLY		3-9-0	.25	275	3-7-0		25	49	136	.50922	131	4	4				
DIV. I NON-CONF.		3-6-0	.33333	238	3-4-0		30	54	110	.53012	108	4	4				
<hr/>																	
TOTALS		RPI 1-25		RPI 26-50		W-L RECORDS		RPI 51-100		RPI 101-150		RPI 150+					
3-9-0		0-1-0		1-4-0		OVERALL		0-4-0		0-0-0		2-0-0					
0-7-0		0-1-0		0-3-0		HOME		0-3-0		0-0-0		0-0-0					
2-1-0		0-0-0		1-0-0		AWAY		0-1-0		0-0-0		1-0-0					
1-1-0		0-0-0		0-1-0		NEUTRAL		0-0-0		0-0-0		1-0-0					
3-6-0		0-1-0		1-2-0		NON-CONFERENCE		0-3-0		0-0-0		2-0-0					
0-4-0		0-1-0		0-1-0		HOME		0-2-0		0-0-0		0-0-0					
2-1-0		0-0-0		1-0-		AWAY		0-1-0		0-0-0		1-0-0					
1-1-0		0-0-0		0-1-0		NEUTRAL		0-0-0		0-0-0		1-0-0					
0-3-0		0-0-0		0-2-0		CONFERENCE		0-1-0		0-0-0		0-0-0					
0-3-0		0-0-0		0-2-0		HOME		0-1-0		0-0-0		0-0-0					
0-0-0		0-0-0		0-0-0		AWAY		0-0-0		0-0-0		0-0-0					
0-0-0		0-0-0		0-0-0		NEUTRAL		0-0-0		0-0-0		0-0-0					
RPI	S	Opponent		Score		RPI	S	Opponent		Score		RPI	S	Opponent		Score	
14	H	Oklahoma St.		0	1	37	N	Kansas		2	3	51	A	Portland		1	2
						39	H	Washington St.		1	2	56	H	San Diego		1	3
						40	A	Illinois		3	1	64	H	Texas		1	2
						42	H	Oregon St.		0	1	72	H	Oregon		1	2
						43	H	Long Beach St.		1	2						
<hr/>																	
LAST 10 GAMES																	
						42	H	Oregon St.		0	1	72	H	Oregon		1	2
						39	H	Washington St.		1	2	174	A	Purdue		2	1
						51	A	Portland		1	2	40	A	Illinois		3	1
						64	H	Texas		1	2	168	N	Pacific		2	1
						14	H	Oklahoma St.		0	1	37	N	Kansas		2	3

Non-Div. I Games:

Southern California

Average RPI Win: 220		WON-LOST	WINNING	LAST 10	STRENGTH OF	OPP. STRENGTH	TEAM	ADJ	CONF.	ADJ CONF.								
Average RPI Loss: 111		RECORD	PCT. RANK	GAMES	SCHEDULE	OF SCHEDULE	RPI	RPI	RPI	RPI								
DIV. I ONLY		8-4-0	.66667	61	5-4-0	243	124	126	.50907	132	16	16						
DIV. I NON-CONF.		6-2-0	.75	40	3-2-0	235	115	100	.53425	104	16	16						
<hr/>																		
TOTALS		RPI 1-25		RPI 26-50		W-L RECORDS		RPI 51-100		RPI 101-150		RPI 150+						
8-4-0		0-1-0		0-1-0		OVERALL		0-0-0		1-0-0		7-2-0						
5-1-0		0-0-0		0-0-0		HOME		0-0-0		1-0-0		4-1-0						
3-2-0		0-1-0		0-1-0		AWAY		0-0-0		0-0-0		3-0-0						
0-1-0		0-0-0		0-0-0		NEUTRAL		0-0-0		0-0-0		0-1-0						
<hr/>																		
6-2-0		0-1-0		0-0-0		NON-CONFERENCE		0-0-0		1-0-0		5-1-0						
4-0-0		0-0-0		0-0-0		HOME		0-0-0		1-0-0		3-0-0						
2-1-0		0-1-0		0-0-		AWAY		0-0-0		0-0-0		2-0-0						
0-1-0		0-0-0		0-0-0		NEUTRAL		0-0-0		0-0-0		0-1-0						
<hr/>																		
2-2-0		0-0-0		0-1-0		CONFERENCE		0-0-0		0-0-0		2-1-0						
1-1-0		0-0-0		0-0-0		HOME		0-0-0		0-0-0		1-1-0						
1-1-0		0-0-0		0-1-0		AWAY		0-0-0		0-0-0		1-0-0						
0-0-0		0-0-0		0-0-0		NEUTRAL		0-0-0		0-0-0		0-0-0						
<hr/>																		
RPI	S	Opponent		Score		RPI	S	Opponent		Score		RPI	S	Opponent		Score		
23	A	California		1	5	34	A	Central Mich.		0	3			142	H	Cleveland St.	3	2
														152	H	Miami (OH)	1	2
														164	H	St. Bonaventure	1	0
														179	A	Duquesne	1	0
														197	A	Morehead St.	1	0
														234	H	Bowling Green	1	0
														236	N	San Francisco	1	4
														253	H	Youngstown St.	6	1
														291	H	IUPUI	4	0
														300	A	Eastern Mich.	2	1
<hr/>																		
LAST 10 GAMES																		
						300	A	Eastern Mich.		2	1	34	A	Central Mich.		0	3	
						234	H	Bowling Green		1	0	253	H	Youngstown St.		6	1	
						152	H	Miami (OH)		1	2	236	N	San Francisco		1	4	
						291	H	IUPUI		4	0	23	A	California		1	5	
						179	A	Duquesne		1	0	197	A	Morehead St.		1	0	

Non-Div. I Games:

Kent St.

Average RPI Win:	218	WON-LOST	WINNING	LAST 10	STRENGTH OF	OPP. STRENGTH	TEAM	ADJ	CONF.	ADJ CONF.					
Average RPI Loss:	107	RECORD	PCT. RANK	GAMES	SCHEDULE	OF SCHEDULE	RPI	RPI	RPI	RPI					
DIV. I ONLY	7-4-2	.61538	91	6-3-1	200	156	133	.50788	134	23	23				
DIV. I NON-CONF.	4-4-1	.5	148	3-3-0	228	120	183	.4725	185	24	24				
TOTALS	RPI 1-25	RPI 26-50	W-L RECORDS	RPI 51-100	RPI 101-150	RPI 150+									
7-4-2	0-1-0	0-0-0	OVERALL	0-0-1	0-2-0	7-1-1									
4-0-0	0-0-0	0-0-0	HOME	0-0-0	0-0-0	4-0-0									
1-3-2	0-1-0	0-0-0	AWAY	0-0-1	0-2-0	1-0-1									
2-1-0	0-0-0	0-0-0	NEUTRAL	0-0-0	0-0-0	2-1-0									
4-4-1	0-1-0	0-0-0	NON-CONFERENCE	0-0-0	0-2-0	4-1-1									
2-0-0	0-0-0	0-0-0	HOME	0-0-0	0-0-0	2-0-0									
0-3-1	0-1-0	0-0-	AWAY	0-0-0	0-2-0	0-0-1									
2-1-0	0-0-0	0-0-0	NEUTRAL	0-0-0	0-0-0	2-1-0									
3-0-1	0-0-0	0-0-0	CONFERENCE	0-0-1	0-0-0	3-0-0									
2-0-0	0-0-0	0-0-0	HOME	0-0-0	0-0-0	2-0-0									
1-0-1	0-0-0	0-0-0	AWAY	0-0-1	0-0-0	1-0-0									
0-0-0	0-0-0	0-0-0	NEUTRAL	0-0-0	0-0-0	0-0-0									
RPI S Opponent Score	RPI S Opponent Score	RPI S Opponent Score	RPI S Opponent Score	RPI S Opponent Score	RPI S Opponent Score	RPI S Opponent Score									
16 A UCF 1 2				90 A Fla. Gulf Coast 0 0	105 A Colorado Col. 0 1	138 A South Fla. 1 2	165 H Furman 1 0	167 N Charlotte 1 2	177 N Fla. Atlantic 2 0	201 A Northern Colo. 0 0	205 H Mercer 1 0	209 H Georgia St. 2 1	226 H Kennesaw St. 1 0	241 A Stetson 3 1	304 N Coastal Caro. 2 1
LAST 10 GAMES															
226 H Kennesaw St. 1 0	205 H Mercer 1 0	90 A Fla. Gulf Coast 0 0	177 N Fla. Atlantic 2 0	241 A Stetson 3 1	209 H Georgia St. 2 1	16 A UCF 1 2	165 H Furman 1 0	138 A South Fla. 1 2	105 A Colorado Col. 0 1						

Non-Div. I Games:

Jacksonville

Average RPI Win: 205		WON-LOST	WINNING	LAST 10	STRENGTH OF	OPP. STRENGTH	TEAM	ADJ	CONF.	ADJ CONF.						
Average RPI Loss: 57		RECORD	PCT. RANK	GAMES	SCHEDULE	OF SCHEDULE	RPI	RPI	RPI	RPI						
DIV. I ONLY		4-4-2	.5	150	3-4-2	150	102	135	.50763	135	12	12				
DIV. I NON-CONF.		3-3-2	.5	148	2-3-2	91	130	115	.52119	115	12	12				
<hr/>																
TOTALS		RPI 1-25		RPI 26-50		W-L RECORDS		RPI 51-100		RPI 101-150		RPI 150+				
4-4-2		0-0-0		0-1-0		OVERALL		0-3-0		1-0-0		3-0-2				
3-1-2		0-0-0		0-0-0		HOME		0-1-0		1-0-0		2-0-2				
1-3-0		0-0-0		0-1-0		AWAY		0-2-0		0-0-0		1-0-0				
0-0-0		0-0-0		0-0-0		NEUTRAL		0-0-0		0-0-0		0-0-0				
3-3-2		0-0-0		0-1-0		NON-CONFERENCE		0-2-0		1-0-0		2-0-2				
3-0-2		0-0-0		0-0-0		HOME		0-0-0		1-0-0		2-0-2				
0-3-0		0-0-0		0-0-		AWAY		0-2-0		0-0-0		0-0-0				
0-0-0		0-0-0		0-0-0		NEUTRAL		0-0-0		0-0-0		0-0-0				
1-1-0		0-0-0		0-0-0		CONFERENCE		0-1-0		0-0-0		1-0-0				
0-1-0		0-0-0		0-0-0		HOME		0-1-0		0-0-0		0-0-0				
1-0-0		0-0-0		0-0-0		AWAY		0-0-0		0-0-0		1-0-0				
0-0-0		0-0-0		0-0-0		NEUTRAL		0-0-0		0-0-0		0-0-0				
RPI	S	Opponent	Score	RPI	S	Opponent	Score	RPI	S	Opponent	Score					
				31	A	Boston U.	1 3	58	A	St. John's (NY)	1 2	121	H	Marist	2 0	
								68	H	Harvard	1 2	178	H	Sacred Heart	1 1	
								69	A	Rutgers	0 1	180	H	Providence	0 0	
												215	A	Princeton	2 0	
												239	H	Quinnipiac	2 0	
												244	H	Vermont	2 1	
<hr/>																
LAST 10 GAMES																
				215	A	Princeton	2 0	68	H	Harvard	1 2					
				31	A	Boston U.	1 3	69	A	Rutgers	0 1					
				244	H	Vermont	2 1	178	H	Sacred Heart	1 1					
				239	H	Quinnipiac	2 0	180	H	Providence	0 0					
				58	A	St. John's (NY)	1 2	121	H	Marist	2 0					

Non-Div. I Games:

Yale

[illegible]

Non-Div. I Games:	LSU-Shreveport	7	0
-------------------	----------------	---	---

Louisiana Tech

Average RPI Win: 257		WON-LOST	WINNING	LAST 10	STRENGTH OF		OPP. STRENGTH	TEAM	ADJ	CONF.	ADJ CONF.
Average RPI Loss: 107		RECORD	PCT. RANK	GAMES	SCHEDULE		OF SCHEDULE	RPI	RPI	RPI	RPI
DIV. I ONLY		6-5-0	.54545	126	4-5-0		144	261	137	.5011	137
DIV. I NON-CONF.		5-3-0	.625	94	3-3-0		162	279	130	.51085	131
TOTALS		RPI 1-25	RPI 26-50		W-L RECORDS		RPI 51-100		RPI 101-150		RPI 150+
6-5-0	0-0-0	0-0-0		OVERALL		0-3-0		0-1-0		6-1-0	
1-3-0	0-0-0	0-0-0		HOME		0-2-0		0-0-0		1-1-0	
4-2-0	0-0-0	0-0-0		AWAY		0-1-0		0-1-0		4-0-0	
1-0-0	0-0-0	0-0-0		NEUTRAL		0-0-0		0-0-0		1-0-0	
5-3-0	0-0-0	0-0-0		NON-CONFERENCE		0-2-0		0-1-0		5-0-0	
1-1-0	0-0-0	0-0-0		HOME		0-1-0		0-0-0		1-0-0	
3-2-0	0-0-0	0-0-0		AWAY		0-1-0		0-1-0		3-0-0	
1-0-0	0-0-0	0-0-0		NEUTRAL		0-0-0		0-0-0		1-0-0	
1-2-0	0-0-0	0-0-0		CONFERENCE		0-1-0		0-0-0		1-1-0	
0-2-0	0-0-0	0-0-0		HOME		0-1-0		0-0-0		0-1-0	
1-0-0	0-0-0	0-0-0		AWAY		0-0-0		0-0-0		1-0-0	
0-0-0	0-0-0	0-0-0		NEUTRAL		0-0-0		0-0-0		0-0-0	
RPI S	Opponent	Score	RPI S	Opponent	Score	RPI S	Opponent	Score	RPI S	Opponent	Score
						61 H	Western Ky.	1 3	139 A	South Ala.	1 2
						63 H	Southeast Mo. St.	1 3	175 H	UT Martin	0 2
						97 A	Xavier	0 1	204 H	Belmont	2 1
									220 A	Murray St.	2 1
									231 N	Troy	2 1
									276 A	Chattanooga	4 0
									296 A	Lipscomb	5 0
									316 A	Alabama A&M	14 0
LAST 10 GAMES											
						175 H	UT Martin	0 2	220 A	Murray St.	2 1
						63 H	Southeast Mo. St.	1 3	231 N	Troy	2 1
						97 A	Xavier	0 1	204 H	Belmont	2 1
						296 A	Lipscomb	5 0	61 H	Western Ky.	1 3
						139 A	South Ala.	1 2	276 A	Chattanooga	4 0

Non-Div. I Games: Union (TN) 5 0

Austin Peay

Average RPI Win:	170	WON-LOST RECORD	WINNING PCT. RANK	LAST 10 GAMES	STRENGTH OF SCHEDULE	OPP. STRENGTH OF SCHEDULE	TEAM RPI	ADJ RPI	CONF. RPI	ADJ CONF. RPI	
DIV. I ONLY		5-4-4	.53846 147	3-2-4	212	36	140	.50086 138	7	7	
DIV. I NON-CONF.		4-2-1	.64286 87	2-0-1	196	64	108	.52966 109	7	7	
<hr/>											
TOTALS	RPI 1-25	RPI 26-50		W-L RECORDS	RPI 51-100		RPI 101-150		RPI 150+		
5-4-4	0-1-0	0-2-1		OVERALL	0-1-0		3-0-1		2-0-2		
5-2-2	0-0-0	0-2-1		HOME	0-0-0		3-0-0		2-0-1		
0-2-2	0-1-0	0-0-0		AWAY	0-1-0		0-0-1		0-0-1		
0-0-0	0-0-0	0-0-0		NEUTRAL	0-0-0		0-0-0		0-0-0		
<hr/>											
4-2-1	0-1-0	0-1-0		NON-CONFERENCE	0-0-0		3-0-0		1-0-1		
4-1-1	0-0-0	0-1-0		HOME	0-0-0		3-0-0		1-0-1		
0-1-0	0-1-0	0-0-		AWAY	0-0-0		0-0-0		0-0-0		
0-0-0	0-0-0	0-0-0		NEUTRAL	0-0-0		0-0-0		0-0-0		
<hr/>											
1-2-3	0-0-0	0-1-1		CONFERENCE	0-1-0		0-0-1		1-0-1		
1-1-1	0-0-0	0-1-1		HOME	0-0-0		0-0-0		1-0-0		
0-1-2	0-0-0	0-0-0		AWAY	0-1-0		0-0-1		0-0-1		
0-0-0	0-0-0	0-0-0		NEUTRAL	0-0-0		0-0-0		0-0-0		
<hr/>											
RPI S	Opponent	Score	RPI S	Opponent	Score	RPI S	Opponent	Score	RPI S	Opponent	Score
16 A	UCF	1 5	32 H	Notre Dame	1 1	73 A	Louisville	1 2	118 H	Indiana	2 1
			33 H	West Virginia	1 2				123 H	Akron	1 0
			50 H	Vanderbilt	0 1				134 H	Jacksonville	2 1
									143 A	Cincinnati	1 1
									158 H	DePaul	1 0
									220 H	Murray St.	0 0
									225 A	Pittsburgh	2 2
									316 H	Alabama A&M	9 0
<hr/>											
LAST 10 GAMES											
143 A Cincinnati					1 1	73 A Louisville					1 2
158 H DePaul					1 0	134 H Jacksonville					2 1
32 H Notre Dame					1 1	123 H Akron					1 0
225 A Pittsburgh					2 2	220 H Murray St.					0 0
33 H West Virginia					1 2	50 H Vanderbilt					0 1

Non-Div. I Games:

South Fla.

Average RPI Win: 269		WON-LOST	WINNING	LAST 10	STRENGTH OF		OPP. STRENGTH	TEAM	ADJ	CONF.	ADJ CONF.		
Average RPI Loss: 117		RECORD	PCT. RANK	GAMES	SCHEDULE		OF SCHEDULE	RPI	RPI	RPI	RPI		
DIV. I ONLY		9-2-2	.76923	27	6-1-2		292	251	143	.49999	139	13	13
DIV. I NON-CONF.		7-1-1	.83333	26	4-0-1		302	297	154	.49916	149	14	14

TOTALS		RPI 1-25		RPI 26-50		W-L RECORDS		RPI 51-100		RPI 101-150		RPI 150+	
9-2-2		0-0-0		0-0-0		OVERALL		0-1-0		1-1-0		8-0-2	
6-0-1		0-0-0		0-0-0		HOME		0-0-0		1-0-0		5-0-1	
1-2-1		0-0-0		0-0-0		AWAY		0-1-0		0-1-0		1-0-1	
2-0-0		0-0-0		0-0-0		NEUTRAL		0-0-0		0-0-0		2-0-0	
7-1-1		0-0-0		0-0-0		NON-CONFERENCE		0-0-0		1-1-0		6-0-1	
4-0-1		0-0-0		0-0-0		HOME		0-0-0		1-0-0		3-0-1	
1-1-0		0-0-0		0-0-		AWAY		0-0-0		0-1-0		1-0-0	
2-0-0		0-0-0		0-0-0		NEUTRAL		0-0-0		0-0-0		2-0-0	
2-1-1		0-0-0		0-0-0		CONFERENCE		0-1-0		0-0-0		2-0-1	
2-0-0		0-0-0		0-0-0		HOME		0-0-0		0-0-0		2-0-0	
0-1-1		0-0-0		0-0-0		AWAY		0-1-0		0-0-0		0-0-1	
0-0-0		0-0-0		0-0-0		NEUTRAL		0-0-0		0-0-0		0-0-0	
RPI S	Opponent	Score	RPI S	Opponent	Score	RPI S	Opponent	Score	RPI S	Opponent	Score		
						98 A FIU		0 2	136 A Louisiana Tech		0 4		
									137 H Austin Peay		2 1		
									177 A Fla. Atlantic		1 1		
									197 H Morehead St.		2 2		
									224 H La.-Lafayette		3 0		
									246 H La.-Monroe		2 1		
									283 N Nicholls St.		3 0		
									286 H Presbyterian		1 0		
									298 H Jacksonville St.		2 0		
									305 N Alcorn St.		3 0		
									321 H Southern U.		5 1		
									322 A Alabama St.		4 1		
LAST 10 GAMES													
						177 A Fla. Atlantic		1 1	98 A FIU		0 2		
						246 H La.-Monroe		2 1	286 H Presbyterian		1 0		
						224 H La.-Lafayette		3 0	283 N Nicholls St.		3 0		
						197 H Morehead St.		2 2	305 N Alcorn St.		3 0		
						137 H Austin Peay		2 1	298 H Jacksonville St.		2 0		

Non-Div. I Games:

South Ala.

Average RPI Win: 223		WON-LOST	WINNING	LAST 10	STRENGTH OF		OPP. STRENGTH	TEAM	ADJ	CONF.	ADJ CONF.
Average RPI Loss: 101		RECORD	PCT. RANK	GAMES	SCHEDULE		OF SCHEDULE	RPI	RPI	RPI	RPI
DIV. I ONLY		5-5-2	.5	150	5-4-1		161	143	142	.49926	140
DIV. I NON-CONF.		3-4-1	.4375	194	3-3-0		69	127	124	.5186	122
TOTALS		RPI 1-25	RPI 26-50		W-L RECORDS		RPI 51-100		RPI 101-150		RPI 150+
5-5-2	0-0-0	0-1-0		OVERALL		0-2-1		1-1-1		4-1-0	
4-1-2	0-0-0	0-0-0		HOME		0-1-1		1-0-1		3-0-0	
0-4-0	0-0-0	0-1-0		AWAY		0-1-0		0-1-0		0-1-0	
1-0-0	0-0-0	0-0-0		NEUTRAL		0-0-0		0-0-0		1-0-0	
3-4-1	0-0-0	0-1-0		NON-CONFERENCE		0-2-1		1-1-0		2-0-0	
2-1-1	0-0-0	0-0-0		HOME		0-1-1		1-0-0		1-0-0	
0-3-0	0-0-0	0-0-		AWAY		0-1-0		0-1-0		0-0-0	
1-0-0	0-0-0	0-0-0		NEUTRAL		0-0-0		0-0-0		1-0-0	
2-1-1	0-0-0	0-0-0		CONFERENCE		0-0-0		0-0-1		2-1-0	
2-0-1	0-0-0	0-0-0		HOME		0-0-0		0-0-1		2-0-0	
0-1-0	0-0-0	0-0-0		AWAY		0-0-0		0-0-0		0-1-0	
0-0-0	0-0-0	0-0-0		NEUTRAL		0-0-0		0-0-0		0-0-0	
RPI S	Opponent	Score	RPI S	Opponent	Score	RPI S	Opponent	Score	RPI S	Opponent	Score
			27 A	North Carolina St.	1 4	67 A	Richmond	0 4	107 A	Col. of Charleston	1 2
						84 H	Hartford	1 1	114 H	George Mason	4 4
						94 H	East Carolina	1 4	119 H	Arizona St.	3 1
									194 H	Radford	3 0
									209 A	Georgia St.	0 4
									228 H	Towson	2 1
									269 H	UNC Wilmington	3 2
									304 N	Coastal Caro.	2 0
LAST 10 GAMES											
			269 H	UNC Wilmington	3 2	209 A	Georgia St.	0 4			
			228 H	Towson	2 1	304 N	Coastal Caro.	2 0			
			114 H	George Mason	4 4	119 H	Arizona St.	3 1			
			194 H	Radford	3 0	67 A	Richmond	0 4			
			107 A	Col. of Charleston	1 2	27 A	North Carolina St.	1 4			

Non-Div. I Games:

Old Dominion

Average RPI Win:	232	WON-LOST RECORD	WINNING PCT. RANK	LAST 10 GAMES	STRENGTH OF SCHEDULE	OPP. STRENGTH OF SCHEDULE	TEAM RPI	ADJ RPI	CONF. RPI	ADJ CONF. RPI		
Average RPI Loss:	86											
DIV. I ONLY		6-4-1	.59091	104	5-3-1	238	116	147	.49844	141	9	9
DIV. I NON-CONF.		6-3-0	.66667	76	5-2-0	249	146	138	.50786	135	9	9
<hr/>												
TOTALS	RPI 1-25	RPI 26-50		W-L RECORDS		RPI 51-100		RPI 101-150		RPI 150+		
6-4-1	0-0-0	0-1-1		OVERALL		0-1-0		0-2-0		6-0-0		
3-2-1	0-0-0	0-0-1		HOME		0-0-0		0-2-0		3-0-0		
3-1-0	0-0-0	0-1-0		AWAY		0-0-0		0-0-0		3-0-0		
0-1-0	0-0-0	0-0-0		NEUTRAL		0-1-0		0-0-0		0-0-0		
6-3-0	0-0-0	0-1-0		NON-CONFERENCE		0-1-0		0-1-0		6-0-0		
3-1-0	0-0-0	0-0-0		HOME		0-0-0		0-1-0		3-0-0		
3-1-0	0-0-0	0-0-		AWAY		0-0-0		0-0-0		3-0-0		
0-1-0	0-0-0	0-0-0		NEUTRAL		0-1-0		0-0-0		0-0-0		
0-1-1	0-0-0	0-0-1		CONFERENCE		0-0-0		0-1-0		0-0-0		
0-1-1	0-0-0	0-0-1		HOME		0-0-0		0-1-0		0-0-0		
0-0-0	0-0-0	0-0-0		AWAY		0-0-0		0-0-0		0-0-0		
0-0-0	0-0-0	0-0-0		NEUTRAL		0-0-0		0-0-0		0-0-0		
RPI	S	Opponent	Score	RPI	S	Opponent	Score	RPI	S	Opponent	Score	
				42	A	Oregon St.	0 1	72	N	Oregon	1 2	
				44	H	UC Irvine	2 2					
										110	H	
										Cal St. Northridge	1 3	
										120	H	
										Seattle	0 1	
										153	H	
										Creighton	2 0	
										172	H	
										UNLV	2 0	
										236	A	
										San Francisco	2 0	
										266	H	
										Sacramento St.	1 0	
										271	A	
										San Jose St.	5 2	
										295	A	
										Nevada	1 0	
LAST 10 GAMES												
				44	H	UC Irvine	2 2	110	H	Cal St. Northridge	1 3	
				295	A	Nevada	1 0	153	H	Creighton	2 0	
				42	A	Oregon St.	0 1	271	A	San Jose St.	5 2	
				72	N	Oregon	1 2	266	H	Sacramento St.	1 0	
				172	H	UNLV	2 0	120	H	Seattle	0 1	

Non-Div. I Games:

UC Davis

Average RPI Win:	224	WON-LOST	WINNING	LAST 10	STRENGTH OF	OPP. STRENGTH	TEAM	ADJ	CONF.	ADJ CONF.		
Average RPI Loss:	160	RECORD	PCT. RANK	GAMES	SCHEDULE	OF SCHEDULE	RPI	RPI	RPI	RPI		
DIV. I ONLY		6-4-1	.59091	104	4-3-1	180	244	138	.49817	142	14	14
DIV. I NON-CONF.		6-2-0	.75	40	4-1-0	197	273	105	.53109	106	13	13
<hr/>												
TOTALS	RPI 1-25	RPI 26-50		W-L RECORDS		RPI 51-100		RPI 101-150		RPI 150+		
6-4-1	0-1-0	0-0-0		OVERALL		0-0-0		0-1-0		6-2-1		
3-2-1	0-1-0	0-0-0		HOME		0-0-0		0-0-0		3-1-1		
3-2-0	0-0-0	0-0-0		AWAY		0-0-0		0-1-0		3-1-0		
0-0-0	0-0-0	0-0-0		NEUTRAL		0-0-0		0-0-0		0-0-0		
<hr/>												
6-2-0	0-0-0	0-0-0		NON-CONFERENCE		0-0-0		0-1-0		6-1-0		
3-1-0	0-0-0	0-0-0		HOME		0-0-0		0-0-0		3-1-0		
3-1-0	0-0-0	0-0-		AWAY		0-0-0		0-1-0		3-0-0		
0-0-0	0-0-0	0-0-0		NEUTRAL		0-0-0		0-0-0		0-0-0		
<hr/>												
0-2-1	0-1-0	0-0-0		CONFERENCE		0-0-0		0-0-0		0-1-1		
0-1-1	0-1-0	0-0-0		HOME		0-0-0		0-0-0		0-0-1		
0-1-0	0-0-0	0-0-0		AWAY		0-0-0		0-0-0		0-1-0		
0-0-0	0-0-0	0-0-0		NEUTRAL		0-0-0		0-0-0		0-0-0		
<hr/>												
RPI	S	Opponent	Score	RPI	S	Opponent	Score	RPI	S	Opponent	Score	
9	H	Milwaukee	0 4					132	A	Kent St.	2 3	
								176	A	Wyoming	2 1	
								179	H	Duquesne	2 1	
								187	H	Ohio	3 0	
								234	H	Bowling Green	0 1	
								235	A	Robert Morris	3 2	
								248	H	Loyola (IL)	1 1	
								263	A	Green Bay	1 2	
								277	A	Air Force	2 0	
								291	H	IUPUI	3 2	
<hr/>												
LAST 10 GAMES												
		263 A Green Bay	1 2			248 H Loyola (IL)	1 1					
		291 H IUPUI	3 2			187 H Ohio	3 0					
		9 H Milwaukee	0 4			234 H Bowling Green	0 1					
		277 A Air Force	2 0			235 A Robert Morris	3 2					
		176 A Wyoming	2 1			179 H Duquesne	2 1					

Non-Div. I Games: Notre Dame (OH) 1 0

Cleveland St.

Average RPI Win:	176	WON-LOST RECORD	WINNING PCT. RANK	LAST 10 GAMES	STRENGTH OF SCHEDULE	OPP. STRENGTH OF SCHEDULE	TEAM RPI	ADJ RPI	CONF. RPI	ADJ CONF. RPI	
Average RPI Loss:	67										
DIV. I ONLY	5-5-4	.5	150	3-4-3	184	58	144	.49807	143	7	7
DIV. I NON-CONF.	4-2-2	.625	94	2-1-1	220	62	125	.51653	126	7	7
<hr/>											
TOTALS	RPI 1-25	RPI 26-50		W-L RECORDS	RPI 51-100		RPI 101-150		RPI 150+		
5-5-4	0-1-0	0-2-0		OVERALL	1-1-2		1-0-1		3-1-1		
1-4-2	0-1-0	0-2-0		HOME	1-1-1		0-0-1		0-0-0		
3-1-1	0-0-0	0-0-0		AWAY	0-0-1		1-0-0		2-1-0		
1-0-1	0-0-0	0-0-0		NEUTRAL	0-0-0		0-0-0		1-0-1		
<hr/>											
4-2-2	0-0-0	0-1-0		NON-CONFERENCE	1-1-1		1-0-0		2-0-1		
1-2-1	0-0-0	0-1-0		HOME	1-1-1		0-0-0		0-0-0		
2-0-0	0-0-0	0-0-		AWAY	0-0-0		1-0-0		1-0-0		
1-0-1	0-0-0	0-0-0		NEUTRAL	0-0-0		0-0-0		1-0-1		
<hr/>											
1-3-2	0-1-0	0-1-0		CONFERENCE	0-0-1		0-0-1		1-1-0		
0-2-1	0-1-0	0-1-0		HOME	0-0-0		0-0-1		0-0-0		
1-1-1	0-0-0	0-0-0		AWAY	0-0-1		0-0-0		1-1-0		
0-0-0	0-0-0	0-0-0		NEUTRAL	0-0-0		0-0-0		0-0-0		
<hr/>											
RPI	S	Opponent	Score	RPI	S	Opponent	Score	RPI	S	Opponent	Score
22	H	Marquette	0 4	30	H	Wisconsin	1 2	60	A	Connecticut	2 2
				32	H	Notre Dame	1 4	70	H	Cal Poly	1 2
								95	H	Western Caro.	1 1
								97	H	Xavier	1 0

Non-Div. I Games:

Cincinnati

Average RPI Win: 200		WON-LOST RECORD	WINNING PCT. RANK		LAST 10 GAMES	STRENGTH OF SCHEDULE	OPP. STRENGTH OF SCHEDULE	TEAM RPI	ADJ RPI	CONF. RPI	ADJ CONF. RPI					
Average RPI Loss: 142																
DIV. I ONLY		6-3-1	.65	77	5-3-1	245	184	139	.49807	143	12	12				
DIV. I NON-CONF.		5-2-1	.6875	69	4-2-1	216	205	120	.51714	125	12	12				
<hr/>																
TOTALS		RPI 1-25		RPI 26-50		W-L RECORDS		RPI 51-100		RPI 101-150		RPI 150+				
6-3-1		0-0-0		0-0-0		OVERALL		0-1-0		1-0-0		5-2-1				
2-1-1		0-0-0		0-0-0		HOME		0-0-0		0-0-0		2-1-1				
3-2-0		0-0-0		0-0-0		AWAY		0-1-0		1-0-0		2-1-0				
1-0-0		0-0-0		0-0-0		NEUTRAL		0-0-0		0-0-0		1-0-0				
5-2-1		0-0-0		0-0-0		NON-CONFERENCE		0-1-0		1-0-0		4-1-1				
1-1-1		0-0-0		0-0-0		HOME		0-0-0		0-0-0		1-1-1				
3-1-0		0-0-0		0-0-		AWAY		0-1-0		1-0-0		2-0-0				
1-0-0		0-0-0		0-0-0		NEUTRAL		0-0-0		0-0-0		1-0-0				
1-1-0		0-0-0		0-0-0		CONFERENCE		0-0-0		0-0-0		1-1-0				
1-0-0		0-0-0		0-0-0		HOME		0-0-0		0-0-0		1-0-0				
0-1-0		0-0-0		0-0-0		AWAY		0-0-0		0-0-0		0-1-0				
0-0-0		0-0-0		0-0-0		NEUTRAL		0-0-0		0-0-0		0-0-0				
RPI	S	Opponent		Score	RPI	S	Opponent		Score	RPI	S	Opponent		Score		
							57	A	Massachusetts	0	1	146	A	Liberty	1	0
												161	H	Dartmouth	1	0
												178	H	Sacred Heart	2	3
												180	H	Providence	2	0
												190	A	Columbia	1	2
												200	A	Rhode Island	1	0
												208	A	New Hampshire	1	0
												244	H	Vermont	1	1
												304	N	Coastal Caro.	3	1
<hr/>																
LAST 10 GAMES																
200	A	Rhode Island			1	0	190	A	Columbia			1	2			
161	H	Dartmouth			1	0	244	H	Vermont			1	1			
57	A	Massachusetts			0	1	180	H	Providence			2	0			
178	H	Sacred Heart			2	3	304	N	Coastal Caro.			3	1			
208	A	New Hampshire			1	0	146	A	Liberty			1	0			

Non-Div. I Games:

Brown

Average RPI Win: 283		WON-LOST RECORD		WINNING PCT. RANK		LAST 10 GAMES		STRENGTH OF SCHEDULE		OPP. STRENGTH OF SCHEDULE		TEAM RPI		ADJ RPI		CONF. RPI		ADJ CONF. RPI					
DIV. I ONLY		8-3-0		.72727		43		6-3-0		277		254		145		.49773		145		29		29	
DIV. I NON-CONF.		6-3-0		.66667		76		4-3-0		291		231		175		.47761		175		29		29	
TOTALS		RPI 1-25		RPI 26-50		W-L RECORDS		RPI 51-100		RPI 101-150		RPI 150+											
8-3-0		0-1-0		0-1-0		OVERALL		0-0-0		0-0-0		8-1-0											
3-1-0		0-0-0		0-0-0		HOME		0-0-0		0-0-0		3-1-0											
4-1-0		0-1-0		0-0-0		AWAY		0-0-0		0-0-0		4-0-0											
1-1-0		0-0-0		0-1-0		NEUTRAL		0-0-0		0-0-0		1-0-0											
6-3-0		0-1-0		0-1-0		NON-CONFERENCE		0-0-0		0-0-0		6-1-0											
2-1-0		0-0-0		0-0-0		HOME		0-0-0		0-0-0		2-1-0											
3-1-0		0-1-0		0-0-		AWAY		0-0-0		0-0-0		3-0-0											
1-1-0		0-0-0		0-1-0		NEUTRAL		0-0-0		0-0-0		1-0-0											
2-0-0		0-0-0		0-0-0		CONFERENCE		0-0-0		0-0-0		2-0-0											
1-0-0		0-0-0		0-0-0		HOME		0-0-0		0-0-0		1-0-0											
1-0-0		0-0-0		0-0-0		AWAY		0-0-0		0-0-0		1-0-0											
0-0-0		0-0-0		0-0-0		NEUTRAL		0-0-0		0-0-0		0-0-0											
RPI	S	Opponent		Score		RPI	S	Opponent		Score		RPI	S	Opponent		Score							
3	A	Wake Forest		0 3		36	N	Virginia Tech		2 3		227	A	Winthrop		4 1							
												228	H	Towson		1 2							
												243	A	Valparaiso		3 2							
												280	H	Francis Marion		3 0							
												288	H	Gardner-Webb		3 0							
												291	N	IUPUI		2 1							
												308	A	UMBC		2 0							
												309	A	Delaware St.		5 0							
												314	H	South Carolina St.		2 0							
LAST 10 GAMES																							
						288	H	Gardner-Webb		3 0		227	A	Winthrop		4 1							
						291	N	IUPUI		2 1		3	A	Wake Forest		0 3							
						243	A	Valparaiso		3 2		36	N	Virginia Tech		2 3							
						228	H	Towson		1 2		280	H	Francis Marion		3 0							
						314	H	South Carolina St.		2 0		308	A	UMBC		2 0							

Non-Div. I Games:

Campbell

Average RPI Win:		255	WON-LOST RECORD		WINNING PCT. RANK		LAST 10 GAMES		STRENGTH OF SCHEDULE		OPP. STRENGTH OF SCHEDULE		TEAM RPI		ADJ RPI		CONF. RPI		ADJ CONF. RPI	
DIV. I ONLY			5-3-2		.6	101	5-3-2		225		152		141		.49716	146		29		29
DIV. I NON-CONF.			3-3-2		.5	148	3-3-2		163		131		157		.49334	158		29		29
TOTALS		RPI 1-25		RPI 26-50		W-L RECORDS		RPI 51-100		RPI 101-150		RPI 150+								
5-3-2		0-1-0		0-0-0		OVERALL		0-1-0		0-1-0		5-0-2								
3-1-2		0-0-0		0-0-0		HOME		0-0-0		0-1-0		3-0-2								
2-2-0		0-1-0		0-0-0		AWAY		0-1-0		0-0-0		2-0-0								
0-0-0		0-0-0		0-0-0		NEUTRAL		0-0-0		0-0-0		0-0-0								
3-3-2		0-1-0		0-0-0		NON-CONFERENCE		0-1-0		0-1-0		3-0-2								
1-1-2		0-0-0		0-0-0		HOME		0-0-0		0-1-0		1-0-2								
2-2-0		0-1-0		0-0-		AWAY		0-1-0		0-0-0		2-0-0								
0-0-0		0-0-0		0-0-0		NEUTRAL		0-0-0		0-0-0		0-0-0								
2-0-0		0-0-0		0-0-0		CONFERENCE		0-0-0		0-0-0		2-0-0								
2-0-0		0-0-0		0-0-0		HOME		0-0-0		0-0-0		2-0-0								
0-0-0		0-0-0		0-0-0		AWAY		0-0-0		0-0-0		0-0-0								
0-0-0		0-0-0		0-0-0		NEUTRAL		0-0-0		0-0-0		0-0-0								
RPI	S	Opponent		Score		RPI	S	Opponent		Score		RPI	S	Opponent		Score				
6	A	Virginia		1	9							67	A	Richmond		0	1			
												143	H	Brown		0	1			
												207	A	George Washington		2	1			
												210	H	Elon		0	0			
												238	H	Longwood		1	1			
												240	H	Charleston So.		3	1			
												243	H	Valparaiso		3	1			
												282	A	Howard		2	1			
												304	H	Coastal Caro.		1	0			
LAST 10 GAMES																				
						304	H	Coastal Caro.		1	0	240	H	Charleston So.		3	1			
						282	A	Howard		2	1	243	H	Valparaiso		3	1			
						207	A	George Washington		2	1	143	H	Brown		0	1			
						210	H	Elon		0	0	238	H	Longwood		1	1			
						67	A	Richmond		0	1	6	A	Virginia		1	9			

Non-Div. I Games:

Liberty

Average RPI Win: 223		WON-LOST RECORD	WINNING PCT. RANK		LAST 10 GAMES	STRENGTH OF SCHEDULE	OPP. STRENGTH OF SCHEDULE	TEAM RPI	ADJ RPI	CONF. RPI	ADJ CONF. RPI							
Average RPI Loss: 88																		
DIV. I ONLY		6-5-1	.54167	133	6-3-0	204	104	150	.49522	147	16	16						
DIV. I NON-CONF.		2-5-1	.3125	247	2-3-0	171	97	219	.4493	215	16	16						
<hr/>																		
TOTALS		RPI 1-25		RPI 26-50		W-L RECORDS		RPI 51-100		RPI 101-150		RPI 150+						
6-5-1		0-0-0		0-2-0		OVERALL		0-2-1		1-0-0		5-1-0						
2-2-1		0-0-0		0-0-0		HOME		0-1-1		0-0-0		2-1-0						
4-2-0		0-0-0		0-2-0		AWAY		0-0-0		1-0-0		3-0-0						
0-1-0		0-0-0		0-0-0		NEUTRAL		0-1-0		0-0-0		0-0-0						
2-5-1		0-0-0		0-2-0		NON-CONFERENCE		0-2-1		0-0-0		2-1-0						
2-2-1		0-0-0		0-0-0		HOME		0-1-1		0-0-0		2-1-0						
0-2-0		0-0-0		0-0-		AWAY		0-0-0		0-0-0		0-0-0						
0-1-0		0-0-0		0-0-0		NEUTRAL		0-1-0		0-0-0		0-0-0						
4-0-0		0-0-0		0-0-0		CONFERENCE		0-0-0		1-0-0		3-0-0						
0-0-0		0-0-0		0-0-0		HOME		0-0-0		0-0-0		0-0-0						
4-0-0		0-0-0		0-0-0		AWAY		0-0-0		1-0-0		3-0-0						
0-0-0		0-0-0		0-0-0		NEUTRAL		0-0-0		0-0-0		0-0-0						
RPI	S	Opponent		Score		RPI	S	Opponent		Score		RPI	S	Opponent		Score		
				40	A	Illinois	1	5	73	H	Louisville	1	1	103	A	Western Mich.	3	2
				46	A	Texas Tech	0	3	86	N	TCU	0	1	152	A	Miami (OH)	3	0
									93	H	Iowa St.	1	2	174	H	Purdue	0	1
														234	A	Bowling Green	1	0
														279	H	IPFW	4	3
														281	H	Niagara	5	2
														289	A	Northern Ill.	1	0
<hr/>																		
LAST 10 GAMES																		
				234	A	Bowling Green	1	0	152	A	Miami (OH)	3	0					
				103	A	Western Mich.	3	2	86	N	TCU	0	1					
				289	A	Northern Ill.	1	0	281	H	Niagara	5	2					
				93	H	Iowa St.	1	2	279	H	IPFW	4	3					
				46	A	Texas Tech	0	3	73	H	Louisville	1	1					

Non-Div. I Games:

Toledo

Average RPI Win: 189		WON-LOST RECORD		WINNING PCT. RANK		LAST 10 GAMES		STRENGTH OF SCHEDULE		OPP. STRENGTH OF SCHEDULE		TEAM RPI		ADJ RPI		CONF. RPI		ADJ CONF. RPI	
DIV. I ONLY		3-8-0		.27273 265		3-6-0		30		138		146		.49432 148		26		26	
DIV. I NON-CONF.		2-8-0		.2 290		2-6-0		47		106		181		.47301 182		22		23	
TOTALS		RPI 1-25		RPI 26-50		W-L RECORDS		RPI 51-100		RPI 101-150		RPI 150+							
3-8-0		0-1-0		0-3-0		OVERALL		0-1-0		1-1-0		2-2-0							
3-2-0		0-0-0		0-1-0		HOME		0-0-0		1-0-0		2-1-0							
0-5-0		0-0-0		0-2-0		AWAY		0-1-0		0-1-0		0-1-0							
0-1-0		0-1-0		0-0-0		NEUTRAL		0-0-0		0-0-0		0-0-0							
2-8-0		0-1-0		0-3-0		NON-CONFERENCE		0-1-0		1-1-0		1-2-0							
2-2-0		0-0-0		0-1-0		HOME		0-0-0		1-0-0		1-1-0							
0-5-0		0-0-0		0-0-		AWAY		0-1-0		0-1-0		0-1-0							
0-1-0		0-1-0		0-0-0		NEUTRAL		0-0-0		0-0-0		0-0-0							
1-0-0		0-0-0		0-0-0		CONFERENCE		0-0-0		0-0-0		1-0-0							
1-0-0		0-0-0		0-0-0		HOME		0-0-0		0-0-0		1-0-0							
0-0-0		0-0-0		0-0-0		AWAY		0-0-0		0-0-0		0-0-0							
0-0-0		0-0-0		0-0-0		NEUTRAL		0-0-0		0-0-0		0-0-0							
RPI	S	Opponent		Score		RPI	S	Opponent		Score		RPI	S	Opponent		Score			
3	N	Wake Forest		0	3	29	H	Maryland		0	9	55	A	La Salle		0	1		
						31	A	Boston U.			3			Northeastern		0	3		
														Saint Louis		4	2		
						36	A	Virginia Tech			3			Rider		3	0		
														Towson		0	2		
														High Point		2	3		
														American		1	0		
LAST 10 GAMES																			
						55	A	La Salle		0	1	185	H	Rider		3	0		
						251	H	American		1	0	242	H	High Point		2	3		
						36	A	Virginia Tech		0	3	31	A	Boston U.		0	3		
						3	N	Wake Forest		0	3	104	A	Northeastern		0	3		
						130	H	Saint Louis		4	2	29	H	Maryland		0	9		

Non-Div. I Games:

Loyola Maryland

Average RPI Win:	245	WON-LOST	WINNING	LAST 10		STRENGTH OF	OPP. STRENGTH	TEAM		ADJ	CONF.	ADJ CONF.	
Average RPI Loss:	94	RECORD	PCT. RANK	GAMES		SCHEDULE	OF SCHEDULE	RPI		RPI	RPI	RPI	
DIV. I ONLY		7-4-0	.63636	82	7-3-0	263	161	152	.49318	149	6	6	
DIV. I NON-CONF.		7-4-0	.63636	90	7-3-0	257	162	160	.49318	159	6	6	
<hr/>													
TOTALS		RPI 1-25		RPI 26-50		W-L RECORDS		RPI 51-100		RPI 101-150		RPI 150+	
7-4-0		0-0-0		0-3-0		OVERALL		0-0-0		1-0-0		6-1-0	
3-2-0		0-0-0		0-2-0		HOME		0-0-0		0-0-0		3-0-0	
3-2-0		0-0-0		0-1-0		AWAY		0-0-0		1-0-0		2-1-0	
1-0-0		0-0-0		0-0-0		NEUTRAL		0-0-0		0-0-0		1-0-0	
7-4-0		0-0-0		0-3-0		NON-CONFERENCE		0-0-0		1-0-0		6-1-0	
3-2-0		0-0-0		0-2-0		HOME		0-0-0		0-0-0		3-0-0	
3-2-0		0-0-0		0-0-		AWAY		0-0-0		1-0-0		2-1-0	
1-0-0		0-0-0		0-0-0		NEUTRAL		0-0-0		0-0-0		1-0-0	
0-0-0		0-0-0		0-0-0		CONFERENCE		0-0-0		0-0-0		0-0-0	
0-0-0		0-0-0		0-0-0		HOME		0-0-0		0-0-0		0-0-0	
0-0-0		0-0-0		0-0-0		AWAY		0-0-0		0-0-0		0-0-0	
0-0-0		0-0-0		0-0-0		NEUTRAL		0-0-0		0-0-0		0-0-0	
RPI	S	Opponent	Score	RPI	S	Opponent	Score	RPI	S	Opponent	Score		
				39	H	Washington St.	1 2			120	A	Seattle	2 0
				40	A	Illinois	1 5			232	H	Weber St.	1 0
				47	H	Washington	1 3			248	A	Loyola (IL)	0 1
										250	A	Boise St.	1 0
										252	H	Idaho	3 0
										267	H	Montana	2 0
										277	N	Air Force	2 1
										315	A	Eastern Wash.	4 0
				LAST 10 GAMES									
				120	A	Seattle	2 0	267	H	Montana	2 0		
				252	H	Idaho	3 0	232	H	Weber St.	1 0		
				47	H	Washington	1 3	250	A	Boise St.	1 0		
				39	H	Washington St.	1 2	277	N	Air Force	2 1		
				315	A	Eastern Wash.	4 0	248	A	Loyola (IL)	0 1		

Non-Div. I Games:

Gonzaga

Average RPI Win:	237	WON-LOST RECORD	WINNING PCT. RANK	LAST 10 GAMES	STRENGTH OF SCHEDULE	OPP. STRENGTH OF SCHEDULE	TEAM RPI	ADJ RPI	CONF. RPI	ADJ CONF. RPI	
Average RPI Loss:	107										
DIV. I ONLY	5-6-1	.45833	178	5-4-1	123	203	151	.49307	150	19	19
DIV. I NON-CONF.	4-4-0	.5	148	4-2-0	148	158	153	.50009	147	19	19
<hr/>											
TOTALS	RPI 1-25	RPI 26-50		W-L RECORDS	RPI 51-100		RPI 101-150		RPI 150+		
5-6-1	0-0-0	0-1-0		OVERALL	0-2-0		0-2-0		5-1-1		
2-2-1	0-0-0	0-0-0		HOME	0-1-0		0-1-0		2-0-1		
3-3-0	0-0-0	0-1-0		AWAY	0-0-0		0-1-0		3-1-0		
0-1-0	0-0-0	0-0-0		NEUTRAL	0-1-0		0-0-0		0-0-0		
<hr/>											
4-4-0	0-0-0	0-1-0		NON-CONFERENCE	0-2-0		0-1-0		4-0-0		
1-2-0	0-0-0	0-0-0		HOME	0-1-0		0-1-0		1-0-0		
3-1-0	0-0-0	0-0-		AWAY	0-0-0		0-0-0		3-0-0		
0-1-0	0-0-0	0-0-0		NEUTRAL	0-1-0		0-0-0		0-0-0		
<hr/>											
1-2-1	0-0-0	0-0-0		CONFERENCE	0-0-0		0-1-0		1-1-1		
1-0-1	0-0-0	0-0-0		HOME	0-0-0		0-0-0		1-0-1		
0-2-0	0-0-0	0-0-0		AWAY	0-0-0		0-1-0		0-1-0		
0-0-0	0-0-0	0-0-0		NEUTRAL	0-0-0		0-0-0		0-0-0		
<hr/>											
RPI S	Opponent	Score	RPI S	Opponent	Score	RPI S	Opponent	Score	RPI S	Opponent	Score
			36 A	Virginia Tech	0 4	52 N	William & Mary	0 2	107 A	Col. of Charleston	1 2
						83 H	Army	0 1	116 H	Clemson	0 1
									165 H	Furman	0 0
									195 A	VCU	2 1
									211 H	Wofford	1 0
									238 A	Longwood	1 0
									242 A	High Point	3 2
									249 A	Citadel	2 3
									301 H	UNC Asheville	1 0
<hr/>											
LAST 10 GAMES											
	165 H	Furman	0	0		211 H	Wofford	1	0		
	249 A	Citadel	2	3		301 H	UNC Asheville	1	0		
	107 A	Col. of Charleston	1	2		238 A	Longwood	1	0		
	242 A	High Point	3	2		116 H	Clemson	0	1		
	36 A	Virginia Tech	0	4		195 A	VCU	2	1		

Non-Div. I Games:

Appalachian St.

Average RPI Win:		175	WON-LOST RECORD		WINNING PCT. RANK	LAST 10 GAMES		STRENGTH OF SCHEDULE		OPP. STRENGTH OF SCHEDULE	TEAM RPI	ADJ RPI	CONF. RPI	ADJ CONF. RPI			
Average RPI Loss:		55															
DIV. I ONLY			5-7-2		.42857	198	3-5-1		148	87	156	.49305	151	9	9		
DIV. I NON-CONF.			5-5-2		.5	148	3-3-1		160	90	147	.50196	144	9	9		
TOTALS		RPI 1-25		RPI 26-50		W-L RECORDS		RPI 51-100		RPI 101-150		RPI 150+					
5-7-2		0-2-0		0-1-0		OVERALL		1-4-0		1-0-0		3-0-2					
2-6-0		0-2-0		0-1-0		HOME		1-3-0		0-0-0		1-0-0					
3-1-1		0-0-0		0-0-0		AWAY		0-1-0		1-0-0		2-0-1					
0-0-1		0-0-0		0-0-0		NEUTRAL		0-0-0		0-0-0		0-0-1					
5-5-2		0-2-0		0-0-0		NON-CONFERENCE		1-3-0		1-0-0		3-0-2					
2-4-0		0-2-0		0-0-0		HOME		1-2-0		0-0-0		1-0-0					
3-1-1		0-0-0		0-0-		AWAY		0-1-0		1-0-0		2-0-1					
0-0-1		0-0-0		0-0-0		NEUTRAL		0-0-0		0-0-0		0-0-1					
0-2-0		0-0-0		0-1-0		CONFERENCE		0-1-0		0-0-0		0-0-0					
0-2-0		0-0-0		0-1-0		HOME		0-1-0		0-0-0		0-0-0					
0-0-0		0-0-0		0-0-0		AWAY		0-0-0		0-0-0		0-0-0					
0-0-0		0-0-0		0-0-0		NEUTRAL		0-0-0		0-0-0		0-0-0					
RPI	S	Opponent		Score		RPI	S	Opponent		Score		RPI	S	Opponent		Score	
12	H	Pepperdine		0	3	43	H	Long Beach St.		1	2	53	A	Michigan St.		1	4
25	H	Santa Clara		1	2							76	H	Fresno St.		3	2
												81	H	Cal St. Fullerton		1	2
												85	H	Minnesota		0	1
												89	H	New Mexico		0	1
														San Diego St.		1	0
														UNLV		1	0
														Oakland		2	0
														CSU Bakersfield		1	1
														Idaho		1	1
														Nevada		1	0
LAST 10 GAMES																	
						43	H	Long Beach St.		1	2	81	H	Cal St. Fullerton		1	2
						246	A	CSU Bakersfield		1	1	53	A	Michigan St.		1	4
						112	A	San Diego St.		1	0	221	A	Oakland		2	0
						295	H	Nevada		1	0	89	H	New Mexico		0	1
						12	H	Pepperdine		0	3	76	H	Fresno St.		3	2

Non-Div. I Games:

UC Santa Barbara

Average RPI Win:	225	WON-LOST	WINNING	LAST 10	STRENGTH OF	OPP. STRENGTH	TEAM	ADJ	CONF.	ADJ CONF.	
Average RPI Loss:	152	RECORD	PCT. RANK	GAMES	SCHEDULE	OF SCHEDULE	RPI	RPI	RPI	RPI	
DIV. I ONLY	6-5-0	.54545	126	5-5-0	162	269	148	.49252	152	16	16
DIV. I NON-CONF.	5-2-0	.71429	62	4-2-0	276	238	148	.49869	151	16	16
TOTALS	RPI 1-25	RPI 26-50	W-L RECORDS	RPI 51-100	RPI 101-150	RPI 150+					
6-5-0	0-0-0	0-0-0	OVERALL	0-1-0	1-2-0	5-2-0					
4-2-0	0-0-0	0-0-0	HOME	0-0-0	0-1-0	4-1-0					
2-3-0	0-0-0	0-0-0	AWAY	0-1-0	1-1-0	1-1-0					
0-0-0	0-0-0	0-0-0	NEUTRAL	0-0-0	0-0-0	0-0-0					
5-2-0	0-0-0	0-0-0	NON-CONFERENCE	0-1-0	0-0-0	5-1-0					
4-0-0	0-0-0	0-0-0	HOME	0-0-0	0-0-0	4-0-0					
1-2-0	0-0-0	0-0-	AWAY	0-1-0	0-0-0	1-1-0					
0-0-0	0-0-0	0-0-0	NEUTRAL	0-0-0	0-0-0	0-0-0					
1-3-0	0-0-0	0-0-0	CONFERENCE	0-0-0	1-2-0	0-1-0					
0-2-0	0-0-0	0-0-0	HOME	0-0-0	0-1-0	0-1-0					
1-1-0	0-0-0	0-0-0	AWAY	0-0-0	1-1-0	0-0-0					
0-0-0	0-0-0	0-0-0	NEUTRAL	0-0-0	0-0-0	0-0-0					
RPI S	Opponent	Score	RPI S	Opponent	Score	RPI S	Opponent	Score	RPI S	Opponent	Score
						97 A	Xavier	1 2	115 A	Buffalo	0 1
									132 A	Kent St.	2 1
									147 H	Toledo	0 3
									162 H	Ball St.	1 2
									175 H	UT Martin	2 1
									197 H	Morehead St.	4 0
									237 A	Eastern Ky.	1 2
									268 A	Evansville	4 3
									285 H	Indiana St.	2 1
									291 H	IUPUI	4 0
LAST 10 GAMES											
						162 H	Ball St.	1 2	147 H	Toledo	0 3
						115 A	Buffalo	0 1	175 H	UT Martin	2 1
						132 A	Kent St.	2 1	237 A	Eastern Ky.	1 2
						285 H	Indiana St.	2 1	97 A	Xavier	1 2
						268 A	Evansville	4 3	197 H	Morehead St.	4 0

Non-Div. I Games:

Miami (OH)

Average RPI Win:		253	WON-LOST RECORD		WINNING PCT. RANK		LAST 10 GAMES		STRENGTH OF SCHEDULE		OPP. STRENGTH OF SCHEDULE		TEAM RPI		ADJ RPI		CONF. RPI		ADJ CONF. RPI		
DIV. I ONLY			6-4-1	.59091	104	5-4-1			191		267		149		.4923		153	25		25	
DIV. I NON-CONF.			4-4-1	.5	148	3-4-1			139		260		163		.48569		166	25		25	
TOTALS		RPI 1-25		RPI 26-50		W-L RECORDS		RPI 51-100		RPI 101-150		RPI 150+									
6-4-1		0-1-0		0-0-0		OVERALL		0-0-0		0-1-0		6-2-1									
3-2-0		0-1-0		0-0-0		HOME		0-0-0		0-0-0		3-1-0									
3-2-1		0-0-0		0-0-0		AWAY		0-0-0		0-1-0		3-1-1									
0-0-0		0-0-0		0-0-0		NEUTRAL		0-0-0		0-0-0		0-0-0									
4-4-1		0-1-0		0-0-0		NON-CONFERENCE		0-0-0		0-1-0		4-2-1									
2-2-0		0-1-0		0-0-0		HOME		0-0-0		0-0-0		2-1-0									
2-2-1		0-0-0		0-0-		AWAY		0-0-0		0-1-0		2-1-1									
0-0-0		0-0-0		0-0-0		NEUTRAL		0-0-0		0-0-0		0-0-0									
2-0-0		0-0-0		0-0-0		CONFERENCE		0-0-0		0-0-0		2-0-0									
1-0-0		0-0-0		0-0-0		HOME		0-0-0		0-0-0		1-0-0									
1-0-0		0-0-0		0-0-0		AWAY		0-0-0		0-0-0		1-0-0									
0-0-0		0-0-0		0-0-0		NEUTRAL		0-0-0		0-0-0		0-0-0									
RPI	S	Opponent		Score		RPI	S	Opponent		Score		RPI	S	Opponent		Score					
14	H	Oklahoma St.		0 1								141	A	UC Davis		0 2					
												176	A	Wyoming		0 0					
												201	H	Northern Colo.		1 2					
												212	A	South Dakota St.		1 0					
												213	A	UMKC		2 0					
												250	H	Boise St.		2 0					
												266	A	Sacramento St.		1 2					
												268	A	Evansville		2 1					
												275	H	UNI		1 0					
												297	H	South Dakota		1 0					
LAST 10 GAMES																					
176	A	Wyoming		0 0		268	A	Evansville		2 1											
275	H	UNI		1 0		141	A	UC Davis		0 2											
250	H	Boise St.		2 0		297	H	South Dakota		1 0											
201	H	Northern Colo.		1 2		14	H	Oklahoma St.		0 1											
266	A	Sacramento St.		1 2		213	A	UMKC		2 0											

Non-Div. I Games:

Creighton

Average RPI Win: 261		WON-LOST RECORD	WINNING PCT. RANK		LAST 10 GAMES	STRENGTH OF SCHEDULE		OPP. STRENGTH OF SCHEDULE		TEAM RPI	ADJ RPI		CONF. RPI	ADJ CONF. RPI			
Average RPI Loss: 107																	
DIV. I ONLY		4-5-3	.45833	178	4-4-2	141		150		153	.4916	154	11	11			
DIV. I NON-CONF.		2-4-2	.375	215	2-3-1	84		156		162	.49012	162	11	11			
TOTALS		RPI 1-25		RPI 26-50		W-L RECORDS		RPI 51-100		RPI 101-150		RPI 150+					
4-5-3		0-1-0		0-0-0		OVERALL		0-1-1		0-1-1		4-2-1					
4-0-2		0-0-0		0-0-0		HOME		0-0-0		0-0-1		4-0-1					
0-5-1		0-1-0		0-0-0		AWAY		0-1-1		0-1-0		0-2-0					
0-0-0		0-0-0		0-0-0		NEUTRAL		0-0-0		0-0-0		0-0-0					
2-4-2		0-1-0		0-0-0		NON-CONFERENCE		0-1-1		0-0-0		2-2-1					
2-0-1		0-0-0		0-0-0		HOME		0-0-0		0-0-0		2-0-1					
0-4-1		0-1-0		0-0-		AWAY		0-1-1		0-0-0		0-2-0					
0-0-0		0-0-0		0-0-0		NEUTRAL		0-0-0		0-0-0		0-0-0					
2-1-1		0-0-0		0-0-0		CONFERENCE		0-0-0		0-1-1		2-0-0					
2-0-1		0-0-0		0-0-0		HOME		0-0-0		0-0-1		2-0-0					
0-1-0		0-0-0		0-0-0		AWAY		0-0-0		0-1-0		0-0-0					
0-0-0		0-0-0		0-0-0		NEUTRAL		0-0-0		0-0-0		0-0-0					
RPI	S	Opponent		Score		RPI	S	Opponent		Score		RPI	S	Opponent		Score	
6	A	Virginia		0 4								101	A	Hofstra		1 2	
								55 A La Salle		0 0				104 H Northeastern		0 0	
								69 A Rutgers		0 1				160 H Saint Joseph's		1 1	
														173 A Wagner		0 2	
														185 A Rider		0 2	
														209 H Georgia St.		1 0	
														258 H Temple		4 1	
														269 H UNC Wilmington		3 1	
														309 H Delaware St.		2 0	
LAST 10 GAMES																	
		101 A Hofstra		1 2				104 H Northeastern		0 0							
		269 H UNC Wilmington		3 1				160 H Saint Joseph's		1 1							
		209 H Georgia St.		1 0				6 A Virginia		0 4							
		185 A Rider		0 2				258 H Temple		4 1							
		173 A Wagner		0 2				309 H Delaware St.		2 0							

Non-Div. I Games:

Drexel

Average RPI Win:		258	WON-LOST RECORD		WINNING PCT. RANK		LAST 10 GAMES		STRENGTH OF SCHEDULE		OPP. STRENGTH OF SCHEDULE		TEAM RPI		ADJ RPI		CONF. RPI		ADJ CONF. RPI	
Average RPI Loss:		65																		
DIV. I ONLY			5-7-0		.41667 202		4-5-0		119		147		158		.49119 155		13		13	
DIV. I NON-CONF.			3-5-0		.375 215		2-3-0		150		128		197		.46963 191		14		14	
TOTALS		RPI 1-25		RPI 26-50		W-L RECORDS		RPI 51-100		RPI 101-150		RPI 150+								
5-7-0		0-2-0		0-3-0		OVERALL		0-0-0		1-1-0		4-1-0								
5-2-0		0-1-0		0-0-0		HOME		0-0-0		1-0-0		4-1-0								
0-5-0		0-1-0		0-3-0		AWAY		0-0-0		0-1-0		0-0-0								
0-0-0		0-0-0		0-0-0		NEUTRAL		0-0-0		0-0-0		0-0-0								
3-5-0		0-2-0		0-2-0		NON-CONFERENCE		0-0-0		0-0-0		3-1-0								
3-2-0		0-1-0		0-0-0		HOME		0-0-0		0-0-0		3-1-0								
0-3-0		0-1-0		0-0-		AWAY		0-0-0		0-0-0		0-0-0								
0-0-0		0-0-0		0-0-0		NEUTRAL		0-0-0		0-0-0		0-0-0								
2-2-0		0-0-0		0-1-0		CONFERENCE		0-0-0		1-1-0		1-0-0								
2-0-0		0-0-0		0-0-0		HOME		0-0-0		1-0-0		1-0-0								
0-2-0		0-0-0		0-1-0		AWAY		0-0-0		0-1-0		0-0-0								
0-0-0		0-0-0		0-0-0		NEUTRAL		0-0-0		0-0-0		0-0-0								
RPI	S	Opponent		Score		RPI	S	Opponent		Score		RPI	S	Opponent		Score				
15	A	Auburn		1	4	28	A	Tennessee		0	2			122	A	North Texas		0	3	
17	H	Dayton		2	7	45	A	Denver		2	4			127	H	UALR		1	0	
						50	A	Vanderbilt		0	1			175	H	UT Martin		0	1	
														255	H	Arkansas St.		3	0	
														293	H	Tennessee Tech		2	0	
														298	H	Jacksonville St.		1	0	
														316	H	Alabama A&M		5	0	
						LAST 10 GAMES														
						255	H	Arkansas St.		3	0	127	H	UALR		1	0			
						122	A	North Texas		0	3	50	A	Vanderbilt		0	1			
						45	A	Denver		2	4	175	H	UT Martin		0	1			
						293	H	Tennessee Tech		2	0	28	A	Tennessee		0	2			
						316	H	Alabama A&M		5	0	15	A	Auburn		1	4			

Non-Div. I Games:

Middle Tenn.

Average RPI Win: 236		WON-LOST RECORD		WINNING PCT. RANK		LAST 10 GAMES		STRENGTH OF SCHEDULE		OPP. STRENGTH OF SCHEDULE		TEAM RPI		ADJ RPI		CONF. RPI		ADJ CONF. RPI	
DIV. I ONLY		5-4-0		.55556 121		5-4-0		209		169		159		.49092 156		20		20	
DIV. I NON-CONF.		3-4-0		.42857 198		3-4-0		222		171		214		.45423 210		21		21	
TOTALS		RPI 1-25		RPI 26-50		W-L RECORDS		RPI 51-100		RPI 101-150		RPI 150+							
5-4-0		0-1-0		0-0-0		OVERALL		0-2-0		0-0-0		5-1-0							
2-1-0		0-0-0		0-0-0		HOME		0-1-0		0-0-0		2-0-0							
3-3-0		0-1-0		0-0-0		AWAY		0-1-0		0-0-0		3-1-0							
0-0-0		0-0-0		0-0-0		NEUTRAL		0-0-0		0-0-0		0-0-0							
3-4-0		0-1-0		0-0-0		NON-CONFERENCE		0-2-0		0-0-0		3-1-0							
1-1-0		0-0-0		0-0-0		HOME		0-1-0		0-0-0		1-0-0							
2-3-0		0-1-0		0-0-		AWAY		0-1-0		0-0-0		2-1-0							
0-0-0		0-0-0		0-0-0		NEUTRAL		0-0-0		0-0-0		0-0-0							
2-0-0		0-0-0		0-0-0		CONFERENCE		0-0-0		0-0-0		2-0-0							
1-0-0		0-0-0		0-0-0		HOME		0-0-0		0-0-0		1-0-0							
1-0-0		0-0-0		0-0-0		AWAY		0-0-0		0-0-0		1-0-0							
0-0-0		0-0-0		0-0-0		NEUTRAL		0-0-0		0-0-0		0-0-0							
RPI S	Opponent		Score		RPI S	Opponent		Score		RPI S	Opponent		Score		RPI S	Opponent		Score	
20 A	Miami (FL)		0 3							87 H	Seton Hall		0 1		159 A	Bryant		2 0	
										99 A	Navy		1 2		169 A	Lafayette		0 1	
															193 A	Lehigh		2 1	
															206 H	Long Island		3 2	
															311 H	NJIT		6 0	
															313 A	Saint Peter's		3 1	
LAST 10 GAMES																			
						159 A Bryant		2 0								206 H Long Island		3 2	
						99 A Navy		1 2								169 A Lafayette		0 1	
						313 A Saint Peter's		3 1								87 H Seton Hall		0 1	
						193 A Lehigh		2 1								20 A Miami (FL)		0 3	
						311 H NJIT		6 0											

Non-Div. I Games:

Monmouth

Average RPI Win: 235		WON-LOST RECORD		WINNING PCT. RANK		LAST 10 GAMES		STRENGTH OF SCHEDULE		OPP. STRENGTH OF SCHEDULE		TEAM RPI		ADJ RPI		CONF. RPI		ADJ CONF. RPI	
DIV. I ONLY		6-5-1		.54167 133		5-4-1		224		122		161		.4908 157		14		14	
DIV. I NON-CONF.		4-4-1		.5 148		3-3-1		234		124		190		.47352 181		13		13	
TOTALS		RPI 1-25		RPI 26-50		W-L RECORDS		RPI 51-100		RPI 101-150		RPI 150+							
6-5-1		0-0-0		0-1-0		OVERALL		1-2-1		0-2-0		5-0-0							
2-1-1		0-0-0		0-1-0		HOME		1-0-1		0-0-0		1-0-0							
4-2-0		0-0-0		0-0-0		AWAY		0-0-0		0-2-0		4-0-0							
0-2-0		0-0-0		0-0-0		NEUTRAL		0-2-0		0-0-0		0-0-0							
4-4-1		0-0-0		0-1-0		NON-CONFERENCE		0-2-1		0-1-0		4-0-0							
1-1-1		0-0-0		0-1-0		HOME		0-0-1		0-0-0		1-0-0							
3-1-0		0-0-0		0-0-		AWAY		0-0-0		0-1-0		3-0-0							
0-2-0		0-0-0		0-0-0		NEUTRAL		0-2-0		0-0-0		0-0-0							
2-1-0		0-0-0		0-0-0		CONFERENCE		1-0-0		0-1-0		1-0-0							
1-0-0		0-0-0		0-0-0		HOME		1-0-0		0-0-0		0-0-0							
1-1-0		0-0-0		0-0-0		AWAY		0-0-0		0-1-0		1-0-0							
0-0-0		0-0-0		0-0-0		NEUTRAL		0-0-0		0-0-0		0-0-0							
RPI	S	Opponent		Score		RPI	S	Opponent		Score		RPI	S	Opponent		Score			
				42	H	Oregon St.	1	2	63	N	Southeast Mo. St.	0	1	118	A	Indiana	1	6	
									73	N	Louisville	0	1	128	A	Detroit	1	2	
									91	H	Wright St.	1	0	221	A	Oakland	3	2	
									97	H	Xavier	2	2	253	A	Youngstown St.	2	1	
														261	A	Eastern Ill.	3	2	
														285	A	Indiana St.	1	0	
														300	H	Eastern Mich.	2	1	
LAST 10 GAMES																			
				91	H	Wright St.	1	0	253	A	Youngstown St.	2	1						
				128	A	Detroit	1	2	97	H	Xavier	2	2						
				221	A	Oakland	3	2	261	A	Eastern Ill.	3	2						
				73	N	Louisville	0	1	300	H	Eastern Mich.	2	1						
				63	N	Southeast Mo. St.	0	1	42	H	Oregon St.	1	2						

Non-Div. I Games: Madonna 4 0

Butler

[illegible]

Non-Div. I Games:

DePaul

Average RPI Win: 195		WON-LOST RECORD		WINNING PCT. RANK		LAST 10 GAMES		STRENGTH OF SCHEDULE		OPP. STRENGTH OF SCHEDULE		TEAM RPI		ADJ RPI		CONF. RPI		ADJ CONF. RPI	
DIV. I ONLY		5-4-3		.54167 133		4-3-2		185		198		155		.48801 159		20		20	
DIV. I NON-CONF.		4-3-2		.55556 136		3-2-1		245		173		176		.47647 178		21		21	
TOTALS		RPI 1-25		RPI 26-50		W-L RECORDS		RPI 51-100		RPI 101-150		RPI 150+							
5-4-3		0-0-0		0-0-0		OVERALL		1-1-0		0-0-0		4-3-3							
2-2-2		0-0-0		0-0-0		HOME		0-0-0		0-0-0		2-2-2							
3-2-1		0-0-0		0-0-0		AWAY		1-1-0		0-0-0		2-1-1							
0-0-0		0-0-0		0-0-0		NEUTRAL		0-0-0		0-0-0		0-0-0							
4-3-2		0-0-0		0-0-0		NON-CONFERENCE		1-1-0		0-0-0		3-2-2							
1-1-1		0-0-0		0-0-0		HOME		0-0-0		0-0-0		1-1-1							
3-2-1		0-0-0		0-0-		AWAY		1-1-0		0-0-0		2-1-1							
0-0-0		0-0-0		0-0-0		NEUTRAL		0-0-0		0-0-0		0-0-0							
1-1-1		0-0-0		0-0-0		CONFERENCE		0-0-0		0-0-0		1-1-1							
1-1-1		0-0-0		0-0-0		HOME		0-0-0		0-0-0		1-1-1							
0-0-0		0-0-0		0-0-0		AWAY		0-0-0		0-0-0		0-0-0							
0-0-0		0-0-0		0-0-0		NEUTRAL		0-0-0		0-0-0		0-0-0							
RPI	S	Opponent		Score	RPI	S	Opponent		Score	RPI	S	Opponent		Score					
							57	A	Massachusetts	4	1		156	H	Monmouth	0	2		
							99	A	Navy	2	5		166	H	Central Conn. St.	1	1		
													173	H	Wagner	2	0		
													180	A	Providence	2	2		
													185	H	Rider	0	3		
													207	A	George Washington	1	0		
													208	H	New Hampshire	0	0		
													254	A	Holy Cross	0	1		
													265	A	Albany (NY)	2	1		
													272	H	Manhattan	1	0		
LAST 10 GAMES																			
							156	H	Monmouth	0	2		265	A	Albany (NY)	2	1		
							173	H	Wagner	2	0		166	H	Central Conn. St.	1	1		
							208	H	New Hampshire	0	0		99	A	Navy	2	5		
							254	A	Holy Cross	0	1		57	A	Massachusetts	4	1		
							207	A	George Washington	1	0		272	H	Manhattan	1	0		

Non-Div. I Games:

Bryant

Average RPI Win:	273	WON-LOST	WINNING	LAST 10	STRENGTH OF	OPP. STRENGTH	TEAM	ADJ	CONF.	ADJ CONF.	
Average RPI Loss:	122	RECORD	PCT. RANK	GAMES	SCHEDULE	OF SCHEDULE	RPI	RPI	RPI	RPI	
DIV. I ONLY	5-4-3	.54167	133	5-2-2	179	255	162	.48757	160	10	10
DIV. I NON-CONF.	5-3-2	.6	118	5-1-1	259	234	180	.47539	179	10	10
<hr/>											
TOTALS	RPI 1-25	RPI 26-50		W-L RECORDS		RPI 51-100		RPI 101-150		RPI 150+	
5-4-3	0-0-0	0-0-0		OVERALL		0-2-0		0-1-1		5-1-2	
2-0-1	0-0-0	0-0-0		HOME		0-0-0		0-0-1		2-0-0	
3-4-2	0-0-0	0-0-0		AWAY		0-2-0		0-1-0		3-1-2	
0-0-0	0-0-0	0-0-0		NEUTRAL		0-0-0		0-0-0		0-0-0	
5-3-2	0-0-0	0-0-0		NON-CONFERENCE		0-1-0		0-1-1		5-1-1	
2-0-1	0-0-0	0-0-0		HOME		0-0-0		0-0-1		2-0-0	
3-3-1	0-0-0	0-0-		AWAY		0-1-0		0-1-0		3-1-1	
0-0-0	0-0-0	0-0-0		NEUTRAL		0-0-0		0-0-0		0-0-0	
0-1-1	0-0-0	0-0-0		CONFERENCE		0-1-0		0-0-0		0-0-1	
0-0-0	0-0-0	0-0-0		HOME		0-0-0		0-0-0		0-0-0	
0-1-1	0-0-0	0-0-0		AWAY		0-1-0		0-0-0		0-0-1	
0-0-0	0-0-0	0-0-0		NEUTRAL		0-0-0		0-0-0		0-0-0	
RPI	S	Opponent	Score	RPI	S	Opponent	Score	RPI	S	Opponent	Score
						55 A La Salle	0 3			111 H Delaware	1 1
						74 A Penn	0 2			113 A Villanova	1 2
										154 A Drexel	1 1
										171 A Fordham	0 0
										193 H Lehigh	3 0
										245 A Binghamton	0 2
										264 H Fairleigh Dickinson	4 0
										287 A Mt. St. Mary's	1 0
										308 A UMBC	2 1
										311 A NJIT	2 0

Non-Div. I Games:

Saint Joseph's

Average RPI Win:		231	WON-LOST RECORD		WINNING PCT. RANK		LAST 10 GAMES		STRENGTH OF SCHEDULE		OPP. STRENGTH OF SCHEDULE		TEAM RPI		ADJ RPI		CONF. RPI		ADJ CONF. RPI	
DIV. I ONLY			3-7-0		.3 258		3-7-0		72		93		164		.48717 161		12		12	
DIV. I NON-CONF.			2-6-0		.25 269		2-6-0		40		70		156		.49776 153		12		12	
TOTALS		RPI 1-25		RPI 26-50		W-L RECORDS		RPI 51-100		RPI 101-150		RPI 150+								
3-7-0		0-2-0		0-0-0		OVERALL		0-3-0		0-2-0		3-0-0								
3-1-0		0-0-0		0-0-0		HOME		0-1-0		0-0-0		3-0-0								
0-6-0		0-2-0		0-0-0		AWAY		0-2-0		0-2-0		0-0-0								
0-0-0		0-0-0		0-0-0		NEUTRAL		0-0-0		0-0-0		0-0-0								
2-6-0		0-2-0		0-0-0		NON-CONFERENCE		0-3-0		0-1-0		2-0-0								
2-1-0		0-0-0		0-0-0		HOME		0-1-0		0-0-0		2-0-0								
0-5-0		0-2-0		0-0-		AWAY		0-2-0		0-1-0		0-0-0								
0-0-0		0-0-0		0-0-0		NEUTRAL		0-0-0		0-0-0		0-0-0								
1-1-0		0-0-0		0-0-0		CONFERENCE		0-0-0		0-1-0		1-0-0								
1-0-0		0-0-0		0-0-0		HOME		0-0-0		0-0-0		1-0-0								
0-1-0		0-0-0		0-0-0		AWAY		0-0-0		0-1-0		0-0-0								
0-0-0		0-0-0		0-0-0		NEUTRAL		0-0-0		0-0-0		0-0-0								
RPI	S	Opponent		Score		RPI	S	Opponent		Score		RPI	S	Opponent		Score				
7	A	Boston College		0	2			57	H	Massachusetts		0	1	109	A	Colgate		1	2	
19	A	Texas A&M		0	3			64	A	Texas		0	2	143	A	Brown		0	1	
								69	A	Rutgers		0	1	215	H	Princeton		1	0	
														233	H	Maine		1	0	
														244	H	Vermont		2	1	
LAST 10 GAMES																				
143 A Brown						0	1	215 H Princeton						1	0					
109 A Colgate						1	2	57 H Massachusetts						0	1					
233 H Maine						1	0	244 H Vermont						2	1					
7 A Boston College						0	2	64 A Texas						0	2					
69 A Rutgers						0	1	19 A Texas A&M						0	3					

Non-Div. I Games:

Dartmouth

Average RPI Win: 241		WON-LOST	WINNING	LAST 10	STRENGTH OF		OPP. STRENGTH	TEAM	ADJ	CONF.	ADJ CONF.
Average RPI Loss: 75		RECORD	PCT. RANK	GAMES	SCHEDULE		OF SCHEDULE	RPI	RPI	RPI	RPI
DIV. I ONLY		8-4-1	.65385	69	7-2-1		286	131	165	.48694	162
DIV. I NON-CONF.		5-3-1	.61111	106	4-1-1		292	141	182	.47493	180
TOTALS		RPI 1-25	RPI 26-50		W-L RECORDS		RPI 51-100		RPI 101-150		RPI 150+
8-4-1	0-0-0	0-1-0		OVERALL		0-2-0		0-1-0		8-0-1	
2-1-0	0-0-0	0-1-0		HOME		0-0-0		0-0-0		2-0-0	
4-3-1	0-0-0	0-0-0		AWAY		0-2-0		0-1-0		4-0-1	
2-0-0	0-0-0	0-0-0		NEUTRAL		0-0-0		0-0-0		2-0-0	
5-3-1	0-0-0	0-1-0		NON-CONFERENCE		0-2-0		0-0-0		5-0-1	
1-1-0	0-0-0	0-1-0		HOME		0-0-0		0-0-0		1-0-0	
2-2-1	0-0-0	0-0-		AWAY		0-2-0		0-0-0		2-0-1	
2-0-0	0-0-0	0-0-0		NEUTRAL		0-0-0		0-0-0		2-0-0	
3-1-0	0-0-0	0-0-0		CONFERENCE		0-0-0		0-1-0		3-0-0	
1-0-0	0-0-0	0-0-0		HOME		0-0-0		0-0-0		1-0-0	
2-1-0	0-0-0	0-0-0		AWAY		0-0-0		0-1-0		2-0-0	
0-0-0	0-0-0	0-0-0		NEUTRAL		0-0-0		0-0-0		0-0-0	
RPI S	Opponent	Score	RPI S	Opponent	Score	RPI S	Opponent	Score	RPI S	Opponent	Score
			40 H	Illinois	0 5	61 A	Western Ky.	1 3	103 A	Western Mich.	1 3
						97 A	Xavier	0 1	152 A	Miami (OH)	2 1
									199 H	Marshall	2 0
									220 N	Murray St.	3 0
									234 A	Bowling Green	2 0
									270 N	Lamar	5 1
									279 A	IPFW	1 0
									285 A	Indiana St.	2 1
									289 H	Northern Ill.	3 0
									299 A	Northern Ariz.	2 2
LAST 10 GAMES											
			289 H	Northern Ill.	3 0	234 A	Bowling Green	2 0			
			103 A	Western Mich.	1 3	152 A	Miami (OH)	2 1			
			279 A	IPFW	1 0	299 A	Northern Ariz.	2 2			
			199 H	Marshall	2 0	97 A	Xavier	0 1			
			270 N	Lamar	5 1	285 A	Indiana St.	2 1			

Non-Div. I Games:

Ball St.

Average RPI Win:	245	WON-LOST	WINNING	LAST 10	STRENGTH OF	OPP. STRENGTH	TEAM	ADJ	CONF.	ADJ CONF.		
Average RPI Loss:	244	RECORD	PCT. RANK	GAMES	SCHEDULE	OF SCHEDULE	RPI	RPI	RPI	RPI		
DIV. I ONLY		8-3-0	.72727	43	8-2-0	281	292	157	.4868	163	23	23
DIV. I NON-CONF.		5-3-0	.625	94	5-2-0	263	275	179	.47124	189	24	24
<hr/>												
TOTALS	RPI 1-25	RPI 26-50		W-L RECORDS		RPI 51-100		RPI 101-150		RPI 150+		
8-3-0	0-0-0	0-0-0		OVERALL		1-0-0		0-0-0		7-3-0		
4-1-0	0-0-0	0-0-0		HOME		0-0-0		0-0-0		4-1-0		
3-2-0	0-0-0	0-0-0		AWAY		0-0-0		0-0-0		3-2-0		
1-0-0	0-0-0	0-0-0		NEUTRAL		1-0-0		0-0-0		0-0-0		
<hr/>												
5-3-0	0-0-0	0-0-0		NON-CONFERENCE		1-0-0		0-0-0		4-3-0		
3-1-0	0-0-0	0-0-0		HOME		0-0-0		0-0-0		3-1-0		
1-2-0	0-0-0	0-0-		AWAY		0-0-0		0-0-0		1-2-0		
1-0-0	0-0-0	0-0-0		NEUTRAL		1-0-0		0-0-0		0-0-0		
<hr/>												
3-0-0	0-0-0	0-0-0		CONFERENCE		0-0-0		0-0-0		3-0-0		
1-0-0	0-0-0	0-0-0		HOME		0-0-0		0-0-0		1-0-0		
2-0-0	0-0-0	0-0-0		AWAY		0-0-0		0-0-0		2-0-0		
0-0-0	0-0-0	0-0-0		NEUTRAL		0-0-0		0-0-0		0-0-0		
<hr/>												
RPI	S	Opponent	Score	RPI	S	Opponent	Score	RPI	S	Opponent	Score	
								91	N	Wright St.	2 1	
								194	A	Radford	1 0	
								204	A	Belmont	2 1	
								211	A	Wofford	1 2	
								227	A	Winthrop	1 2	
								238	H	Longwood	2 1	
								293	H	Tennessee Tech	1 2	
								296	A	Lipscomb	2 1	
								301	H	UNC Asheville	3 0	
								316	H	Alabama A&M	10 0	
319	H	S.C. Upstate	4 0									
<hr/>												
LAST 10 GAMES												
301	H	UNC Asheville	3 0	204	A	Belmont	2 1					
319	H	S.C. Upstate	4 0	296	A	Lipscomb	2 1					
227	A	Winthrop	1 2	238	H	Longwood	2 1					
91	N	Wright St.	2 1	194	A	Radford	1 0					
316	H	Alabama A&M	10 0	293	H	Tennessee Tech	1 2					

Non-Div. I Games:

East Tenn. St.

Average RPI Win:	216	WON-LOST RECORD	WINNING PCT. RANK	LAST 10 GAMES	STRENGTH OF SCHEDULE	OPP. STRENGTH OF SCHEDULE	TEAM RPI	ADJ RPI	CONF. RPI	ADJ CONF. RPI	
Average RPI Loss:	142										
DIV. I ONLY	5-5-2	.5	150	4-4-2	135	287	160	.48651	164	10	10
DIV. I NON-CONF.	5-4-1	.55	143	4-3-1	120	307	146	.49874	150	10	10
TOTALS	RPI 1-25	RPI 26-50	W-L RECORDS	RPI 51-100	RPI 101-150	RPI 150+					
5-5-2	0-0-0	0-0-0	OVERALL	0-1-0	1-2-0	4-2-2					
1-3-1	0-0-0	0-0-0	HOME	0-1-0	0-1-0	1-1-1					
3-1-0	0-0-0	0-0-0	AWAY	0-0-0	1-1-0	2-0-0					
1-1-1	0-0-0	0-0-0	NEUTRAL	0-0-0	0-0-0	1-1-1					
5-4-1	0-0-0	0-0-0	NON-CONFERENCE	0-0-0	1-2-0	4-2-1					
1-2-0	0-0-0	0-0-0	HOME	0-0-0	0-1-0	1-1-0					
3-1-0	0-0-0	0-0-	AWAY	0-0-0	1-1-0	2-0-0					
1-1-1	0-0-0	0-0-0	NEUTRAL	0-0-0	0-0-0	1-1-1					
0-1-1	0-0-0	0-0-0	CONFERENCE	0-1-0	0-0-0	0-0-1					
0-1-1	0-0-0	0-0-0	HOME	0-1-0	0-0-0	0-0-1					
0-0-0	0-0-0	0-0-0	AWAY	0-0-0	0-0-0	0-0-0					
0-0-0	0-0-0	0-0-0	NEUTRAL	0-0-0	0-0-0	0-0-0					
RPI S	Opponent	Score	RPI S	Opponent	Score	RPI S	Opponent	Score	RPI S	Opponent	Score
						67 H Richmond	0 2		109 H Colgate	1 2	
									115 A Buffalo	3 2	
									132 A Kent St.	0 1	
									178 N Sacred Heart	1 0	
									198 N Canisius	3 4	
									203 H Siena	0 1	
									207 H George Washington	0 0	
									245 H Binghamton	1 0	
									259 A Bucknell	1 0	
									281 A Niagara	2 0	
									312 N VMI	1 1	
LAST 10 GAMES											
			109 H Colgate	1 2	67 H Richmond	0 2					
			281 A Niagara	2 0	207 H George Washington	0 0					
			198 N Canisius	3 4	115 A Buffalo	3 2					
			312 N VMI	1 1	245 H Binghamton	1 0					
			178 N Sacred Heart	1 0	203 H Siena	0 1					

Non-Div. I Games:

St. Bonaventure

Average RPI Win: 234		WON-LOST	WINNING	LAST 10	STRENGTH OF	OPP. STRENGTH	TEAM	ADJ	CONF.	ADJ CONF.		
Average RPI Loss: 101		RECORD	PCT. RANK	GAMES	SCHEDULE	OF SCHEDULE	RPI	RPI	RPI	RPI		
DIV. I ONLY		7-5-1	.57692	117	6-3-1	250	145	166	.48574	165	19	19
DIV. I NON-CONF.		5-4-0	.55556	136	4-2-0	271	92	178	.47707	176	19	19
<hr/>												
TOTALS		RPI 1-25		RPI 26-50		W-L RECORDS		RPI 51-100		RPI 101-150		RPI 150+
7-5-1		0-0-0		0-2-0		OVERALL		0-1-0		1-1-1		6-1-0
3-1-0		0-0-0		0-1-0		HOME		0-0-0		0-0-0		3-0-0
2-4-1		0-0-0		0-1-0		AWAY		0-1-0		1-1-1		1-1-0
2-0-0		0-0-0		0-0-0		NEUTRAL		0-0-0		0-0-0		2-0-0
5-4-0		0-0-0		0-2-0		NON-CONFERENCE		0-0-0		1-1-0		4-1-0
1-1-0		0-0-0		0-1-0		HOME		0-0-0		0-0-0		1-0-0
2-3-0		0-0-0		0-0-		AWAY		0-0-0		1-1-0		1-1-0
2-0-0		0-0-0		0-0-0		NEUTRAL		0-0-0		0-0-0		2-0-0
2-1-1		0-0-0		0-0-0		CONFERENCE		0-1-0		0-0-1		2-0-0
2-0-0		0-0-0		0-0-0		HOME		0-0-0		0-0-0		2-0-0
0-1-1		0-0-0		0-0-0		AWAY		0-1-0		0-0-1		0-0-0
0-0-0		0-0-0		0-0-0		NEUTRAL		0-0-0		0-0-0		0-0-0
RPI	S	Opponent	Score	RPI	S	Opponent	Score	RPI	S	Opponent	Score	
				48	H	Georgia	1 3	95	A	Western Caro.	0 1	
				50	A	Vanderbilt	0 1					
										116	A Clemson	3 2
										134	A Jacksonville	0 1
										150	A Appalachian St.	0 0
										177	A Fla. Atlantic	0 1
										191	N North Florida	2 1
										230	H Davidson	3 0
										241	A Stetson	2 0
										269	N UNC Wilmington	2 1
										286	H Presbyterian	3 0
										306	H Ga. Southern	4 1
<hr/>												
LAST 10 GAMES												
				306	H	Ga. Southern	4 1	95	A	Western Caro.	0 1	
				230	H	Davidson	3 0	150	A	Appalachian St.	0 0	
				241	A	Stetson	2 0	269	N	UNC Wilmington	2 1	
				177	A	Fla. Atlantic	0 1	191	N	North Florida	2 1	
				116	A	Clemson	3 2	134	A	Jacksonville	0 1	

Non-Div. I Games:

Furman

Average RPI Win:	216	WON-LOST RECORD	WINNING PCT. RANK	LAST 10 GAMES	STRENGTH OF SCHEDULE	OPP. STRENGTH OF SCHEDULE	TEAM RPI	ADJ RPI	CONF. RPI	ADJ CONF. RPI			
Average RPI Loss:	213												
DIV. I ONLY	3-3-4	.5	150	3-3-4	170	199	163	.48511	166	20	20		
DIV. I NON-CONF.	3-2-2	.57143	128	3-2-2	166	170	134	.50785	136	21	21		
<hr/>													
TOTALS	RPI 1-25	RPI 26-50		W-L RECORDS	RPI 51-100		RPI 101-150		RPI 150+				
3-3-4	0-0-0	0-0-0		OVERALL	0-0-2		0-1-0		3-2-2				
2-0-0	0-0-0	0-0-0		HOME	0-0-0		0-0-0		2-0-0				
0-1-3	0-0-0	0-0-0		AWAY	0-0-1		0-0-0		0-1-2				
1-2-1	0-0-0	0-0-0		NEUTRAL	0-0-1		0-1-0		1-1-0				
<hr/>													
3-2-2	0-0-0	0-0-0		NON-CONFERENCE	0-0-2		0-1-0		3-1-0				
2-0-0	0-0-0	0-0-0		HOME	0-0-0		0-0-0		2-0-0				
0-0-1	0-0-0	0-0-		AWAY	0-0-1		0-0-0		0-0-0				
1-2-1	0-0-0	0-0-0		NEUTRAL	0-0-1		0-1-0		1-1-0				
<hr/>													
0-1-2	0-0-0	0-0-0		CONFERENCE	0-0-0		0-0-0		0-1-2				
0-0-0	0-0-0	0-0-0		HOME	0-0-0		0-0-0		0-0-0				
0-1-2	0-0-0	0-0-0		AWAY	0-0-0		0-0-0		0-1-2				
0-0-0	0-0-0	0-0-0		NEUTRAL	0-0-0		0-0-0		0-0-0				
<hr/>													
RPI	S	Opponent	Score	RPI	S	Opponent	Score	RPI	S	Opponent	Score		
				71 N Syracuse				2	2	121 N Marist		1	2
				83 A Army				0	0	159 A Bryant		1	1
								178 A Sacred Heart		2	2		
								180 N Providence		2	1		
								203 H Siena		3	1		
								254 N Holy Cross		0	2		
								264 A Fairleigh Dickinson		0	2		
								265 H Albany (NY)		3	2		
<hr/>													
				LAST 10 GAMES									
178 A Sacred Heart				2	2	264 A Fairleigh Dickinson				0	2		
203 H Siena				3	1	159 A Bryant				1	1		
265 H Albany (NY)				3	2	121 N Marist				1	2		
71 N Syracuse				2	2	180 N Providence				2	1		
254 N Holy Cross				0	2	83 A Army				0	0		

Non-Div. I Games:

Central Conn. St.

Average RPI Win:	215	WON-LOST	WINNING	LAST 10	STRENGTH OF	OPP. STRENGTH	TEAM	ADJ	CONF.	ADJ CONF.	
Average RPI Loss:	67	RECORD	PCT. RANK	GAMES	SCHEDULE	OF SCHEDULE	RPI	RPI	RPI	RPI	
DIV. I ONLY	3-6-3	.375	227	2-6-2	110	148	169	.48266	167	10	10
DIV. I NON-CONF.	3-5-3	.40909	203	2-5-2	86	160	152	.49862	152	10	10
<hr/>											
TOTALS	RPI 1-25	RPI 26-50		W-L RECORDS	RPI 51-100		RPI 101-150		RPI 150+		
3-6-3	0-1-0	0-1-0		OVERALL	0-3-0		1-1-0		2-0-3		
2-2-1	0-0-0	0-0-0		HOME	0-2-0		0-0-0		2-0-1		
0-4-2	0-1-0	0-1-0		AWAY	0-1-0		0-1-0		0-0-2		
1-0-0	0-0-0	0-0-0		NEUTRAL	0-0-0		1-0-0		0-0-0		
<hr/>											
3-5-3	0-1-0	0-1-0		NON-CONFERENCE	0-3-0		1-0-0		2-0-3		
2-2-1	0-0-0	0-0-0		HOME	0-2-0		0-0-0		2-0-1		
0-3-2	0-1-0	0-0-		AWAY	0-1-0		0-0-0		0-0-2		
1-0-0	0-0-0	0-0-0		NEUTRAL	0-0-0		1-0-0		0-0-0		
<hr/>											
0-1-0	0-0-0	0-0-0		CONFERENCE	0-0-0		0-1-0		0-0-0		
0-0-0	0-0-0	0-0-0		HOME	0-0-0		0-0-0		0-0-0		
0-1-0	0-0-0	0-0-0		AWAY	0-0-0		0-1-0		0-0-0		
0-0-0	0-0-0	0-0-0		NEUTRAL	0-0-0		0-0-0		0-0-0		
<hr/>											
RPI S	Opponent	Score		RPI S	Opponent	Score		RPI S	Opponent	Score	
8 A	Memphis	2	6	28 A	Tennessee	0	5	54 A	South Carolina	1	2
								90 H	Fla. Gulf Coast	0	2
								94 H	East Carolina	1	3
								130 A	Saint Louis	1	2
								134 N	Jacksonville	2	1
								180 H	Providence	0	0
								191 A	North Florida	0	0
								230 A	Davidson	1	1
								242 H	High Point	4	2
								269 H	UNC Wilmington	1	0
								<hr/>			
LAST 10 GAMES											
230 A	Davidson	1	1	130 A	Saint Louis	1	2				
54 A	South Carolina	1	2	242 H	High Point	4	2				
8 A	Memphis	2	6	269 H	UNC Wilmington	1	0				
28 A	Tennessee	0	5	180 H	Providence	0	0				
94 H	East Carolina	1	3	90 H	Fla. Gulf Coast	0	2				

Non-Div. I Games:

Charlotte

Average RPI Win:	216	WON-LOST RECORD	WINNING PCT. RANK	LAST 10 GAMES	STRENGTH OF SCHEDULE	OPP. STRENGTH OF SCHEDULE	TEAM RPI	ADJ RPI	CONF. RPI	ADJ CONF. RPI				
DIV. I ONLY		7-4-1	.625	85	6-3-1	300	47	173	.4825	168	9	9		
DIV. I NON-CONF.		6-4-0	.6	118	5-3-0	306	53	210	.45687	209	9	9		
<hr/>														
TOTALS	RPI 1-25	RPI 26-50		W-L RECORDS		RPI 51-100		RPI 101-150		RPI 150+				
7-4-1	0-1-0	1-0-0		OVERALL		0-1-0		0-2-1		6-0-0				
5-0-1	0-0-0	1-0-0		HOME		0-0-0		0-0-1		4-0-0				
2-2-0	0-1-0	0-0-0		AWAY		0-1-0		0-0-0		2-0-0				
0-2-0	0-0-0	0-0-0		NEUTRAL		0-0-0		0-2-0		0-0-0				
6-4-0	0-1-0	0-0-0		NON-CONFERENCE		0-1-0		0-2-0		6-0-0				
4-0-0	0-0-0	0-0-0		HOME		0-0-0		0-0-0		4-0-0				
2-2-0	0-1-0	0-0-		AWAY		0-1-0		0-0-0		2-0-0				
0-2-0	0-0-0	0-0-0		NEUTRAL		0-0-0		0-2-0		0-0-0				
1-0-1	0-0-0	1-0-0		CONFERENCE		0-0-0		0-0-1		0-0-0				
1-0-1	0-0-0	1-0-0		HOME		0-0-0		0-0-1		0-0-0				
0-0-0	0-0-0	0-0-0		AWAY		0-0-0		0-0-0		0-0-0				
0-0-0	0-0-0	0-0-0		NEUTRAL		0-0-0		0-0-0		0-0-0				
RPI	S	Opponent	Score		RPI	S	Opponent	Score		RPI	S	Opponent	Score	
5	A	Stanford	2	5	44	H	UC Irvine	3	2	56	A	San Diego	0	4
										110	H	Cal St. Northridge	1	1
										119	N	Arizona St.	0	1
										131	N	Southern California	1	2
										172	H	UNLV	2	0
										218	A	Arizona	3	0
										246	H	CSU Bakersfield	4	0
										266	A	Sacramento St.	3	0
										271	H	San Jose St.	2	0
										295	H	Nevada	3	0
LAST 10 GAMES														
271	H	San Jose St.	2	0	44	H	UC Irvine	3	2					
119	N	Arizona St.	0	1	110	H	Cal St. Northridge	1	1					
218	A	Arizona	3	0	266	A	Sacramento St.	3	0					
246	H	CSU Bakersfield	4	0	131	N	Southern California	1	2					
172	H	UNLV	2	0	56	A	San Diego	0	4					

Non-Div. I Games:

Pacific

Average RPI Win: 255		WON-LOST	WINNING	LAST 10	STRENGTH OF		OPP. STRENGTH	TEAM	ADJ	CONF.	ADJ CONF.
Average RPI Loss: 126		RECORD	PCT. RANK	GAMES	SCHEDULE		OF SCHEDULE	RPI	RPI	RPI	RPI
DIV. I ONLY		6-3-1	.65	77	6-3-1		276	230	170	.48177	169
DIV. I NON-CONF.		5-3-1	.61111	106	5-3-1		289	237	198	.46894	194
TOTALS		RPI 1-25	RPI 26-50		W-L RECORDS		RPI 51-100		RPI 101-150		RPI 150+
6-3-1	0-0-0	0-0-0		OVERALL		0-1-0		0-1-0		6-1-1	
3-0-0	0-0-0	0-0-0		HOME		0-0-0		0-0-0		3-0-0	
3-2-1	0-0-0	0-0-0		AWAY		0-0-0		0-1-0		3-1-1	
0-1-0	0-0-0	0-0-0		NEUTRAL		0-1-0		0-0-0		0-0-0	
5-3-1	0-0-0	0-0-0		NON-CONFERENCE		0-1-0		0-1-0		5-1-1	
3-0-0	0-0-0	0-0-0		HOME		0-0-0		0-0-0		3-0-0	
2-2-1	0-0-0	0-0-		AWAY		0-0-0		0-1-0		2-1-1	
0-1-0	0-0-0	0-0-0		NEUTRAL		0-1-0		0-0-0		0-0-0	
1-0-0	0-0-0	0-0-0		CONFERENCE		0-0-0		0-0-0		1-0-0	
0-0-0	0-0-0	0-0-0		HOME		0-0-0		0-0-0		0-0-0	
1-0-0	0-0-0	0-0-0		AWAY		0-0-0		0-0-0		1-0-0	
0-0-0	0-0-0	0-0-0		NEUTRAL		0-0-0		0-0-0		0-0-0	
RPI S	Opponent	Score	RPI S	Opponent	Score	RPI S	Opponent	Score	RPI S	Opponent	Score
						84 N	Hartford	0 1	121 A	Marist	0 1
									156 H	Monmouth	1 0
									173 A	Wagner	0 1
									193 A	Lehigh	2 1
									215 A	Princeton	2 2
									272 H	Manhattan	1 0
									282 H	Howard	1 0
									311 A	NJIT	1 0
									313 A	Saint Peter's	1 0
LAST 10 GAMES											
215 A	Princeton	2	2	193 A	Lehigh	2	1				
121 A	Marist	0	1	272 H	Manhattan	1	0				
84 N	Hartford	0	1	313 A	Saint Peter's	1	0				
311 A	NJIT	1	0	156 H	Monmouth	1	0				
173 A	Wagner	0	1	282 H	Howard	1	0				

Non-Div. I Games:

Lafayette

Average RPI Win:	244	WON-LOST	WINNING	LAST 10	STRENGTH OF	OPP. STRENGTH	TEAM	ADJ	CONF.	ADJ CONF.	
Average RPI Loss:	121	RECORD	PCT. RANK	GAMES	SCHEDULE	OF SCHEDULE	RPI	RPI	RPI	RPI	
DIV. I ONLY	6-5-0	.54545	126	6-3-0	210	212	171	.48072	170	20	20
DIV. I NON-CONF.	4-5-0	.44444	191	4-3-0	267	181	233	.43983	228	21	21
<hr/>											
TOTALS	RPI 1-25	RPI 26-50		W-L RECORDS		RPI 51-100		RPI 101-150		RPI 150+	
6-5-0	0-0-0	0-1-0		OVERALL		0-1-0		0-1-0		6-2-0	
4-1-0	0-0-0	0-0-0		HOME		0-0-0		0-0-0		4-1-0	
2-4-0	0-0-0	0-1-0		AWAY		0-1-0		0-1-0		2-1-0	
0-0-0	0-0-0	0-0-0		NEUTRAL		0-0-0		0-0-0		0-0-0	
4-5-0	0-0-0	0-1-0		NON-CONFERENCE		0-1-0		0-1-0		4-2-0	
2-1-0	0-0-0	0-0-0		HOME		0-0-0		0-0-0		2-1-0	
2-4-0	0-0-0	0-0-		AWAY		0-1-0		0-1-0		2-1-0	
0-0-0	0-0-0	0-0-0		NEUTRAL		0-0-0		0-0-0		0-0-0	
2-0-0	0-0-0	0-0-0		CONFERENCE		0-0-0		0-0-0		2-0-0	
2-0-0	0-0-0	0-0-0		HOME		0-0-0		0-0-0		2-0-0	
0-0-0	0-0-0	0-0-0		AWAY		0-0-0		0-0-0		0-0-0	
0-0-0	0-0-0	0-0-0		NEUTRAL		0-0-0		0-0-0		0-0-0	
RPI S	Opponent	Score	RPI S	Opponent	Score	RPI S	Opponent	Score	RPI S	Opponent	Score
			41 A	Georgetown	0 1	74 A	Penn	0 3	114 A	George Mason	1 3
									178 H	Sacred Heart	2 0
									179 A	Duquesne	0 1
									198 H	Canisius	3 2
									199 H	Marshall	2 3
									235 H	Robert Morris	1 0
									259 A	Bucknell	2 1
									281 H	Niagara	2 0
									313 A	Saint Peter's	2 0
<hr/>											
LAST 10 GAMES											
			235 H	Robert Morris	1 0	74 A	Penn	0 3			
			259 A	Bucknell	2 1	178 H	Sacred Heart	2 0			
			114 A	George Mason	1 3	281 H	Niagara	2 0			
			41 A	Georgetown	0 1	198 H	Canisius	3 2			
			313 A	Saint Peter's	2 0	199 H	Marshall	2 3			

Non-Div. I Games:

Saint Francis (PA)

Average RPI Win: 242		WON-LOST	WINNING	LAST 10	STRENGTH OF		OPP. STRENGTH	TEAM	ADJ	CONF.	ADJ CONF.
Average RPI Loss: 112		RECORD	PCT. RANK	GAMES	SCHEDULE		OF SCHEDULE	RPI	RPI	RPI	RPI
DIV. I ONLY		6-4-2	.58333	109	6-2-1		273	103	175	.48033	171
DIV. I NON-CONF.		5-4-1	.55	143	5-2-0		283	89	186	.47274	184
TOTALS		RPI 1-25	RPI 26-50		W-L RECORDS		RPI 51-100		RPI 101-150		RPI 150+
6-4-2		0-1-0	0-0-0		OVERALL		0-2-1		0-0-0		6-1-1
4-0-1		0-0-0	0-0-0		HOME		0-0-0		0-0-0		4-0-1
1-4-1		0-1-0	0-0-0		AWAY		0-2-1		0-0-0		1-1-0
1-0-0		0-0-0	0-0-0		NEUTRAL		0-0-0		0-0-0		1-0-0
5-4-1		0-1-0	0-0-0		NON-CONFERENCE		0-2-1		0-0-0		5-1-0
3-0-0		0-0-0	0-0-0		HOME		0-0-0		0-0-0		3-0-0
1-4-1		0-1-0	0-0-		AWAY		0-2-1		0-0-0		1-1-0
1-0-0		0-0-0	0-0-0		NEUTRAL		0-0-0		0-0-0		1-0-0
1-0-1		0-0-0	0-0-0		CONFERENCE		0-0-0		0-0-0		1-0-1
1-0-1		0-0-0	0-0-0		HOME		0-0-0		0-0-0		1-0-1
0-0-0		0-0-0	0-0-0		AWAY		0-0-0		0-0-0		0-0-0
0-0-0		0-0-0	0-0-0		NEUTRAL		0-0-0		0-0-0		0-0-0
RPI S	Opponent	Score		RPI S	Opponent	Score		RPI S	Opponent	Score	
19 A	Texas A&M	1	13					58 A	St. John's (NY)	0	0
								69 A	Rutgers	1	4
								87 A	Seton Hall	2	3
								160 H	Saint Joseph's	0	0
								190 H	Columbia	3	0
								196 N	Utah Valley	4	2
								223 H	Cornell	4	3
								258 H	Temple	1	0
								272 A	Manhattan	0	1
								274 H	Stony Brook	2	0
								309 A	Delaware St.	3	1
LAST 10 GAMES											
190 H	Columbia	3	0	258 H	Temple	1	0				
19 A	Texas A&M	1	13	160 H	Saint Joseph's	0	0				
196 N	Utah Valley	4	2	309 A	Delaware St.	3	1				
274 H	Stony Brook	2	0	223 H	Cornell	4	3				
272 A	Manhattan	0	1	69 A	Rutgers	1	4				

Non-Div. I Games:

Fordham

Average RPI Win:	166	WON-LOST	WINNING	LAST 10	STRENGTH OF	OPP. STRENGTH	TEAM	ADJ	CONF.	ADJ CONF.	
Average RPI Loss:	136	RECORD	PCT. RANK	GAMES	SCHEDULE	OF SCHEDULE	RPI	RPI	RPI	RPI	
DIV. I ONLY	5-7-2	.42857	198	4-4-1	152	153	167	.47997	172	15	15
DIV. I NON-CONF.	4-7-2	.38462	214	3-4-1	151	178	202	.46403	202	15	15
<hr/>											
TOTALS	RPI 1-25	RPI 26-50		W-L RECORDS	RPI 51-100		RPI 101-150		RPI 150+		
5-7-2	0-0-0	0-1-0		OVERALL	2-1-1		0-2-1		3-3-0		
4-2-0	0-0-0	0-0-0		HOME	2-0-0		0-1-0		2-1-0		
1-5-1	0-0-0	0-1-0		AWAY	0-1-1		0-1-0		1-2-0		
0-0-1	0-0-0	0-0-0		NEUTRAL	0-0-0		0-0-1		0-0-0		
<hr/>											
4-7-2	0-0-0	0-1-0		NON-CONFERENCE	1-1-1		0-2-1		3-3-0		
3-2-0	0-0-0	0-0-0		HOME	1-0-0		0-1-0		2-1-0		
1-5-1	0-0-0	0-0-		AWAY	0-1-1		0-1-0		1-2-0		
0-0-1	0-0-0	0-0-0		NEUTRAL	0-0-0		0-0-1		0-0-0		
<hr/>											
1-0-0	0-0-0	0-0-0		CONFERENCE	1-0-0		0-0-0		0-0-0		
1-0-0	0-0-0	0-0-0		HOME	1-0-0		0-0-0		0-0-0		
0-0-0	0-0-0	0-0-0		AWAY	0-0-0		0-0-0		0-0-0		
0-0-0	0-0-0	0-0-0		NEUTRAL	0-0-0		0-0-0		0-0-0		
<hr/>											
RPI	S	Opponent	Score	RPI	S	Opponent	Score	RPI	S	Opponent	Score
				43	A	Long Beach St.	1 4	72	A	Oregon	0 1
								75	H	Loyola Marymount	2 1
								81	A	Cal St. Fullerton	1 1
								86	H	TCU	2 1
								120	H	Seattle	1 2
								128	N	Detroit	0 0
								141	A	UC Davis	0 2
								151	H	UC Santa Barbara	0 1
								168	A	Pacific	0 2
								181	H	Hawaii	3 0
								192	H	UC Riverside	3 0
								260	A	Portland St.	0 1
								295	A	Nevada	2 1
<hr/>											
LAST 10 GAMES											
				81	A	Cal St. Fullerton	1 1	75	H	Loyola Marymount	2 1
				43	A	Long Beach St.	1 4	86	H	TCU	2 1
				181	H	Hawaii	3 0	168	A	Pacific	0 2
				120	H	Seattle	1 2	295	A	Nevada	2 1
				141	A	UC Davis	0 2	128	N	Detroit	0 0

Non-Div. I Games:

UNLV

Average RPI Win:	238	WON-LOST	WINNING	LAST 10	STRENGTH OF	OPP. STRENGTH	TEAM	ADJ	CONF.	ADJ CONF.	
Average RPI Loss:	172	RECORD	PCT. RANK	GAMES	SCHEDULE	OF SCHEDULE	RPI	RPI	RPI	RPI	
DIV. I ONLY	7-2-2	.72727	43	5-2-2	299	268	168	.47965	173	20	20
DIV. I NON-CONF.	6-1-2	.77778	36	4-1-2	304	243	164	.48517	167	21	21
<hr/>											
TOTALS	RPI 1-25	RPI 26-50		W-L RECORDS		RPI 51-100		RPI 101-150		RPI 150+	
7-2-2	0-0-0	0-0-0		OVERALL		0-0-0		1-0-0		6-2-2	
5-0-1	0-0-0	0-0-0		HOME		0-0-0		1-0-0		4-0-1	
2-2-1	0-0-0	0-0-0		AWAY		0-0-0		0-0-0		2-2-1	
0-0-0	0-0-0	0-0-0		NEUTRAL		0-0-0		0-0-0		0-0-0	
<hr/>											
6-1-2	0-0-0	0-0-0		NON-CONFERENCE		0-0-0		1-0-0		5-1-2	
5-0-1	0-0-0	0-0-0		HOME		0-0-0		1-0-0		4-0-1	
1-1-1	0-0-0	0-0-		AWAY		0-0-0		0-0-0		1-1-1	
0-0-0	0-0-0	0-0-0		NEUTRAL		0-0-0		0-0-0		0-0-0	
<hr/>											
1-1-0	0-0-0	0-0-0		CONFERENCE		0-0-0		0-0-0		1-1-0	
0-0-0	0-0-0	0-0-0		HOME		0-0-0		0-0-0		0-0-0	
1-1-0	0-0-0	0-0-0		AWAY		0-0-0		0-0-0		1-1-0	
0-0-0	0-0-0	0-0-0		NEUTRAL		0-0-0		0-0-0		0-0-0	
<hr/>											
RPI	S	Opponent	Score	RPI	S	Opponent	Score	RPI	S	Opponent	Score
								121	H	Marist	1 0
								154	H	Drexel	2 0
								159	A	Bryant	0 2
								169	H	Lafayette	1 0
								185	A	Rider	0 5
								272	H	Manhattan	1 1
								282	A	Howard	1 1
								287	A	Mt. St. Mary's	1 0
								309	H	Delaware St.	2 0
								311	H	NJIT	2 1
								313	A	Saint Peter's	1 0
								<hr/>			
LAST 10 GAMES											
159 A Bryant				0	2	287 A Mt. St. Mary's				1	0
272 H Manhattan				1	1	309 H Delaware St.				2	0
154 H Drexel				2	0	282 A Howard				1	1
185 A Rider				0	5	311 H NJIT				2	1
169 H Lafayette				1	0	121 H Marist				1	0

Non-Div. I Games:

Wagner

Average RPI Win: 208		WON-LOST	WINNING	LAST 10	STRENGTH OF		OPP. STRENGTH	TEAM	ADJ		CONF.	ADJ CONF.
Average RPI Loss: 61		RECORD	PCT. RANK	GAMES	SCHEDULE		OF SCHEDULE	RPI	RPI		RPI	RPI
DIV. I ONLY		4-8-2	.35714	239	3-5-2		153	43	180		.47894	174
DIV. I NON-CONF.		3-5-1	.38889	211	2-2-1		180	47	187		.47228	186
TOTALS		RPI 1-25	RPI 26-50		W-L RECORDS		RPI 51-100		RPI 101-150		RPI 150+	
4-8-2		0-0-0	0-4-1		OVERALL		0-3-0		1-1-1		3-0-0	
2-5-2		0-0-0	0-2-1		HOME		0-2-0		0-1-1		2-0-0	
2-3-0		0-0-0	0-2-0		AWAY		0-1-0		1-0-0		1-0-0	
0-0-0		0-0-0	0-0-0		NEUTRAL		0-0-0		0-0-0		0-0-0	
3-5-1		0-0-0	0-3-0		NON-CONFERENCE		0-1-0		1-1-1		2-0-0	
2-3-1		0-0-0	0-2-0		HOME		0-0-0		0-1-1		2-0-0	
1-2-0		0-0-0	0-0-		AWAY		0-1-0		1-0-0		0-0-0	
0-0-0		0-0-0	0-0-0		NEUTRAL		0-0-0		0-0-0		0-0-0	
1-3-1		0-0-0	0-1-1		CONFERENCE		0-2-0		0-0-0		1-0-0	
0-2-1		0-0-0	0-0-1		HOME		0-2-0		0-0-0		0-0-0	
1-1-0		0-0-0	0-1-0		AWAY		0-0-0		0-0-0		1-0-0	
0-0-0		0-0-0	0-0-0		NEUTRAL		0-0-0		0-0-0		0-0-0	
RPI S	Opponent	Score	RPI S	Opponent	Score	RPI S	Opponent	Score	RPI S	Opponent	Score	
			33 A	West Virginia	0 3	53 H	Michigan St.	1 2	110 H	Cal St. Northridge	2 2	
			37 H	Kansas	0 1	62 A	Missouri	2 4	131 H	Southern California	1 2	
			38 H	Iowa	1 1	92 H	Nebraska	0 3	147 A	Toledo	1 0	
			40 A	Illinois	0 1				182 H	Colorado	1 0	
			42 H	Oregon St.	0 1				216 A	Northwestern	2 1	
									285 H	Indiana St.	4 0	
LAST 10 GAMES												
			38 H	Iowa	1 1	40 A	Illinois	0 1				
			92 H	Nebraska	0 3	216 A	Northwestern	2 1				
			53 H	Michigan St.	1 2	110 H	Cal St. Northridge	2 2				
			285 H	Indiana St.	4 0	131 H	Southern California	1 2				
			37 H	Kansas	0 1	182 H	Colorado	1 0				

Non-Div. I Games:

Purdue

U
T
M
a
r
t
i
n

UT Martin

Average RPI Win: 239		WON-LOST RECORD		WINNING PCT. RANK		LAST 10 GAMES		STRENGTH OF SCHEDULE		OPP. STRENGTH OF SCHEDULE		TEAM RPI		ADJ RPI		CONF. RPI		ADJ CONF. RPI			
DIV. I ONLY		7-4-2		.61538 91		5-2-2		272		182		174		.47663 176		15		15			
DIV. I NON-CONF.		6-4-2		.58333 126		4-2-2		284		172		189		.46786 195		15		15			
TOTALS		RPI 1-25		RPI 26-50		W-L RECORDS		RPI 51-100		RPI 101-150		RPI 150+									
7-4-2		0-0-0		0-1-0		OVERALL		0-1-0		0-1-0		7-1-2									
4-1-2		0-0-0		0-0-0		HOME		0-0-0		0-1-0		4-0-2									
3-1-0		0-0-0		0-1-0		AWAY		0-0-0		0-0-0		3-0-0									
0-2-0		0-0-0		0-0-0		NEUTRAL		0-1-0		0-0-0		0-1-0									
6-4-2		0-0-0		0-1-0		NON-CONFERENCE		0-1-0		0-1-0		6-1-2									
3-1-2		0-0-0		0-0-0		HOME		0-0-0		0-1-0		3-0-2									
3-1-0		0-0-0		0-0-		AWAY		0-0-0		0-0-0		3-0-0									
0-2-0		0-0-0		0-0-0		NEUTRAL		0-1-0		0-0-0		0-1-0									
1-0-0		0-0-0		0-0-0		CONFERENCE		0-0-0		0-0-0		1-0-0									
1-0-0		0-0-0		0-0-0		HOME		0-0-0		0-0-0		1-0-0									
0-0-0		0-0-0		0-0-0		AWAY		0-0-0		0-0-0		0-0-0									
0-0-0		0-0-0		0-0-0		NEUTRAL		0-0-0		0-0-0		0-0-0									
RPI	S	Opponent		Score		RPI	S	Opponent		Score		RPI	S	Opponent		Score					
				39	A	Washington St.		0	3	72	N	Oregon		0	2	142	H	Cleveland St.	1	2	
																153	H	Creighton	0	0	
																182	A	Colorado	1	0	
																196	A	Utah Valley	2	0	
																201	H	Northern Colo.	2	1	
																232	H	Weber St.	1	0	
																250	H	Boise St.	1	0	
																262	H	Drake	1	1	
																267	N	Montana	1	2	
																297	H	South Dakota	3	1	
																315	A	Eastern Wash.	2	1	
LAST 10 GAMES																					
				153	H	Creighton		0	0	201	H	Northern Colo.		2	1						
				297	H	South Dakota		3	1	250	H	Boise St.		1	0						
				262	H	Drake		1	1	315	A	Eastern Wash.		2	1						
				232	H	Weber St.		1	0	39	A	Washington St.		0	3						
				142	H	Cleveland St.		1	2	182	A	Colorado		1	0						

Non-Div. I Games: Colorado St.-Pueblo 3 1

Wyoming

Average RPI Win: 213		WON-LOST	WINNING	LAST 10	STRENGTH OF		OPP. STRENGTH	TEAM	ADJ	CONF.	ADJ CONF.
Average RPI Loss: 169		RECORD	PCT. RANK	GAMES	SCHEDULE		OF SCHEDULE	RPI	RPI	RPI	RPI
DIV. I ONLY		4-5-1	.45	193	4-5-1		151	245	177	.47591	177
DIV. I NON-CONF.		3-3-0	.5	148	3-3-0		143	232	161	.4916	161
TOTALS		RPI 1-25	RPI 26-50		W-L RECORDS		RPI 51-100		RPI 101-150		RPI 150+
4-5-1	0-0-0	0-0-0		OVERALL		0-0-0		0-3-1		4-2-0	
4-1-1	0-0-0	0-0-0		HOME		0-0-0		0-0-1		4-1-0	
0-2-0	0-0-0	0-0-0		AWAY		0-0-0		0-1-0		0-1-0	
0-2-0	0-0-0	0-0-0		NEUTRAL		0-0-0		0-2-0		0-0-0	
3-3-0	0-0-0	0-0-0		NON-CONFERENCE		0-0-0		0-2-0		3-1-0	
3-1-0	0-0-0	0-0-0		HOME		0-0-0		0-0-0		3-1-0	
0-0-0	0-0-0	0-0-		AWAY		0-0-0		0-0-0		0-0-0	
0-2-0	0-0-0	0-0-0		NEUTRAL		0-0-0		0-2-0		0-0-0	
1-2-1	0-0-0	0-0-0		CONFERENCE		0-0-0		0-1-1		1-1-0	
1-0-1	0-0-0	0-0-0		HOME		0-0-0		0-0-1		1-0-0	
0-2-0	0-0-0	0-0-0		AWAY		0-0-0		0-1-0		0-1-0	
0-0-0	0-0-0	0-0-0		NEUTRAL		0-0-0		0-0-0		0-0-0	
RPI S	Opponent	Score	RPI S	Opponent	Score	RPI S	Opponent	Score	RPI S	Opponent	Score
									123 N Akron	0	4
									127 A UALR	1	4
									134 N Jacksonville	0	2
									139 H South Ala.	1	1
									165 H Furman	1	0
									205 H Mercer	0	3
									213 H UMKC	4	0
									231 H Troy	2	1
									241 H Stetson	2	0
									255 A Arkansas St.	0	3
LAST 10 GAMES											
									127 A UALR	1	4
									255 A Arkansas St.	0	3
									165 H Furman	1	0
									123 N Akron	0	4
									134 N Jacksonville	0	2
									231 H Troy	2	1
									139 H South Ala.	1	1
									213 H UMKC	4	0
									205 H Mercer	0	3
									241 H Stetson	2	0

Non-Div. I Games: Lynn 2 1

Fla. Atlantic

Average RPI Win:	232	WON-LOST RECORD	WINNING PCT. RANK	LAST 10 GAMES	STRENGTH OF SCHEDULE	OPP. STRENGTH OF SCHEDULE	TEAM RPI	ADJ RPI	CONF. RPI	ADJ CONF. RPI	
Average RPI Loss:	209										
DIV. I ONLY	5-4-3	.54167	133	3-3-3	206	226	172	.47579	178	20	20
DIV. I NON-CONF.	4-2-2	.625	94	2-1-2	225	202	149	.49679	154	21	21
<hr/>											
TOTALS	RPI 1-25	RPI 26-50		W-L RECORDS	RPI 51-100		RPI 101-150		RPI 150+		
5-4-3	0-0-0	0-0-0		OVERALL	0-0-1		1-0-1		4-4-1		
2-0-1	0-0-0	0-0-0		HOME	0-0-0		0-0-0		2-0-1		
3-3-2	0-0-0	0-0-0		AWAY	0-0-1		1-0-1		2-3-0		
0-1-0	0-0-0	0-0-0		NEUTRAL	0-0-0		0-0-0		0-1-0		
<hr/>											
4-2-2	0-0-0	0-0-0		NON-CONFERENCE	0-0-1		1-0-1		3-2-0		
1-0-0	0-0-0	0-0-0		HOME	0-0-0		0-0-0		1-0-0		
3-1-2	0-0-0	0-0-		AWAY	0-0-1		1-0-1		2-1-0		
0-1-0	0-0-0	0-0-0		NEUTRAL	0-0-0		0-0-0		0-1-0		
<hr/>											
1-2-1	0-0-0	0-0-0		CONFERENCE	0-0-0		0-0-0		1-2-1		
1-0-1	0-0-0	0-0-0		HOME	0-0-0		0-0-0		1-0-1		
0-2-0	0-0-0	0-0-0		AWAY	0-0-0		0-0-0		0-2-0		
0-0-0	0-0-0	0-0-0		NEUTRAL	0-0-0		0-0-0		0-0-0		
<hr/>											
RPI S	Opponent	Score	RPI S	Opponent	Score	RPI S	Opponent	Score	RPI S	Opponent	Score
						83 A	Army	0 0	135 A	Yale	1 1
						143 A	Brown	3 2			
						164 N	St. Bonaventure	0 1			
						166 H	Central Conn. St.	2 2			
						170 A	Saint Francis (PA)	0 2			
						233 H	Maine	4 3			
						235 A	Robert Morris	0 1			
						239 H	Quinnipiac	2 1			
						265 A	Albany (NY)	2 3			
						272 A	Manhattan	2 1			
274 A	Stony Brook	2 1									
			LAST 10 GAMES								
			166 H	Central Conn. St.	2 2	235 A	Robert Morris	0 1			
			239 H	Quinnipiac	2 1	170 A	Saint Francis (PA)	0 2			
			143 A	Brown	3 2	164 N	St. Bonaventure	0 1			
			272 A	Manhattan	2 1	135 A	Yale	1 1			
			83 A	Army	0 0	274 A	Stony Brook	2 1			

Non-Div. I Games:

Sacred Heart

Average RPI Win: 119		WON-LOST	WINNING	LAST 10	STRENGTH OF	OPP. STRENGTH	TEAM	ADJ	CONF.	ADJ CONF.				
Average RPI Loss: 111		RECORD	PCT. RANK	GAMES	SCHEDULE	OF SCHEDULE	RPI	RPI	RPI	RPI				
DIV. I ONLY		2-8-1	.22727	289	1-8-1	36	187	179	.47572	179	10	10		
DIV. I NON-CONF.		1-7-1	.16667	296	0-7-1	25	213	185	.47051	190	10	10		
<hr/>														
TOTALS		RPI 1-25	RPI 26-50		W-L RECORDS		RPI 51-100		RPI 101-150		RPI 150+			
2-8-1		0-1-0	0-1-0		OVERALL		1-2-0		0-2-0		1-2-1			
2-2-1		0-0-0	0-0-0		HOME		1-0-0		0-1-0		1-1-1			
0-5-0		0-1-0	0-1-0		AWAY		0-1-0		0-1-0		0-1-0			
0-1-0		0-0-0	0-0-0		NEUTRAL		0-1-0		0-0-0		0-0-0			
1-7-1		0-1-0	0-1-0		NON-CONFERENCE		0-2-0		0-2-0		1-1-1			
1-1-1		0-0-0	0-0-0		HOME		0-0-0		0-1-0		1-0-1			
0-5-0		0-1-0	0-0-		AWAY		0-1-0		0-1-0		0-1-0			
0-1-0		0-0-0	0-0-0		NEUTRAL		0-1-0		0-0-0		0-0-0			
1-1-0		0-0-0	0-0-0		CONFERENCE		1-0-0		0-0-0		0-1-0			
1-1-0		0-0-0	0-0-0		HOME		1-0-0		0-0-0		0-1-0			
0-0-0		0-0-0	0-0-0		AWAY		0-0-0		0-0-0		0-0-0			
0-0-0		0-0-0	0-0-0		NEUTRAL		0-0-0		0-0-0		0-0-0			
RPI	S	Opponent	Score		RPI	S	Opponent	Score		RPI	S	Opponent	Score	
20	A	Miami (FL)	0	3	49	A	Michigan	0	6	53	N	Michigan St.	0	3
										67	H	Richmond	1	0
										90	A	Fla. Gulf Coast	0	1
								</						

Non-Div. I Games:

Duquesne

Average RPI Win:	144	WON-LOST	WINNING	LAST 10	STRENGTH OF	OPP. STRENGTH	TEAM	ADJ	CONF.	ADJ CONF.	
Average RPI Loss:	107	RECORD	PCT. RANK	GAMES	SCHEDULE	OF SCHEDULE	RPI	RPI	RPI	RPI	
DIV. I ONLY	4-6-4	.42857	198	3-5-1	174	99	178	.47567	180	7	7
DIV. I NON-CONF.	2-2-4	.5	148	1-1-1	172	199	168	.48283	169	7	7
<hr/>											
TOTALS	RPI 1-25	RPI 26-50		W-L RECORDS	RPI 51-100		RPI 101-150		RPI 150+		
4-6-4	0-0-0	0-1-0		OVERALL	1-2-0		2-1-1		1-2-3		
4-1-1	0-0-0	0-0-0		HOME	1-1-0		2-0-0		1-0-1		
0-4-3	0-0-0	0-1-0		AWAY	0-1-0		0-1-1		0-1-2		
0-1-0	0-0-0	0-0-0		NEUTRAL	0-0-0		0-0-0		0-1-0		
<hr/>											
2-2-4	0-0-0	0-0-0		NON-CONFERENCE	0-0-0		1-1-1		1-1-3		
2-0-1	0-0-0	0-0-0		HOME	0-0-0		1-0-0		1-0-1		
0-1-3	0-0-0	0-0-		AWAY	0-0-0		0-1-1		0-0-2		
0-1-0	0-0-0	0-0-0		NEUTRAL	0-0-0		0-0-0		0-1-0		
<hr/>											
2-4-0	0-0-0	0-1-0		CONFERENCE	1-2-0		1-0-0		0-1-0		
2-1-0	0-0-0	0-0-0		HOME	1-1-0		1-0-0		0-0-0		
0-3-0	0-0-0	0-1-0		AWAY	0-1-0		0-0-0		0-1-0		
0-0-0	0-0-0	0-0-0		NEUTRAL	0-0-0		0-0-0		0-0-0		
<hr/>											
RPI S	Opponent	Score	RPI S	Opponent	Score	RPI S	Opponent	Score	RPI S	Opponent	Score
			32 A	Notre Dame	0 3	58 H	St. John's (NY)	2 0	121 H	Marist	2 0
						71 A	Syracuse	0 1	135 A	Yale	0 0
						73 H	Louisville	0 1	143 A	Brown	0 2
									143 H	Cincinnati	2 0
									158 A	DePaul	0 1
									159 H	Bryant	2 2
									166 N	Central Conn. St.	1 2
									167 A	Charlotte	0 0
									230 A	Davidson	2 2
									254 H	Holy Cross	5 0
<hr/>											
LAST 10 GAMES											
	73 H	Louisville	0 1	32 A	Notre Dame	0 3					
	143 H	Cincinnati	2 0	158 A	DePaul	0 1					
	71 A	Syracuse	0 1	143 A	Brown	0 2					
	58 H	St. John's (NY)	2 0	135 A	Yale	0 0					
	121 H	Marist	2 0	166 N	Central Conn. St.	1 2					

Non-Div. I Games:

Providence

H
a
w
a
i
i

Hawaii

Hawaii

Average RPI Win: 184		WON-LOST	WINNING	LAST 10	STRENGTH OF		OPP. STRENGTH	TEAM	ADJ	CONF.	ADJ CONF.
Average RPI Loss: 99		RECORD	PCT. RANK	GAMES	SCHEDULE		OF SCHEDULE	RPI	RPI	RPI	RPI
DIV. I ONLY		3-6-2	.36364	232	1-6-2		149	85	182	.47425	182
DIV. I NON-CONF.		3-4-1	.4375	194	1-4-1		76	107	126	.51494	127
TOTALS		RPI 1-25	RPI 26-50		W-L RECORDS		RPI 51-100		RPI 101-150		RPI 150+
3-6-2	0-0-1	0-3-0		OVERALL		0-0-0		1-1-0		2-2-1	
1-3-1	0-0-0	0-1-0		HOME		0-0-0		0-1-0		1-1-1	
0-3-0	0-0-0	0-2-0		AWAY		0-0-0		0-0-0		0-1-0	
2-0-1	0-0-1	0-0-0		NEUTRAL		0-0-0		1-0-0		1-0-0	
3-4-1	0-0-1	0-2-0		NON-CONFERENCE		0-0-0		1-0-0		2-2-0	
1-2-0	0-0-0	0-1-0		HOME		0-0-0		0-0-0		1-1-0	
0-2-0	0-0-0	0-0-		AWAY		0-0-0		0-0-0		0-1-0	
2-0-1	0-0-1	0-0-0		NEUTRAL		0-0-0		1-0-0		1-0-0	
0-2-1	0-0-0	0-1-0		CONFERENCE		0-0-0		0-1-0		0-0-1	
0-1-1	0-0-0	0-0-0		HOME		0-0-0		0-1-0		0-0-1	
0-1-0	0-0-0	0-1-0		AWAY		0-0-0		0-0-0		0-0-0	
0-0-0	0-0-0	0-0-0		NEUTRAL		0-0-0		0-0-0		0-0-0	
RPI S	Opponent	Score		RPI S	Opponent	Score		RPI S	Opponent	Score	
15 N	Auburn	2	2	40 A	Illinois	2	3	105 N	Colorado Col.	5	0
				42 A	Oregon St.	0	2	119 H	Arizona St.	0	1
				45 H	Denver	0	1	174 A	Purdue	0	1
								176 H	Wyoming	0	1
								201 H	Northern Colo.	3	0
								218 H	Arizona	2	2
								246 N	CSU Bakersfield	2	1
LAST 10 GAMES											
42 A	Oregon St.	0	2	119 H	Arizona St.	0	1				
246 N	CSU Bakersfield	2	1	218 H	Arizona	2	2				
15 N	Auburn	2	2	174 A	Purdue	0	1				
45 H	Denver	0	1	176 H	Wyoming	0	1				
40 A	Illinois	2	3	201 H	Northern Colo.	3	0				

Non-Div. I Games:

Colorado

Average RPI Win: 279		WON-LOST	WINNING	LAST 10	STRENGTH OF	OPP. STRENGTH	TEAM	ADJ	CONF.	ADJ CONF.				
Average RPI Loss: 91		RECORD	PCT. RANK	GAMES	SCHEDULE	OF SCHEDULE	RPI	RPI	RPI	RPI				
DIV. I ONLY		2-8-1	.22727	289	1-7-0	40	208	186	.47403	183	28	28		
DIV. I NON-CONF.		1-6-1	.1875	294	0-5-0	26	132	165	.48854	163	27	27		
<hr/>														
TOTALS		RPI 1-25	RPI 26-50		W-L RECORDS		RPI 51-100		RPI 101-150		RPI 150+			
2-8-1		0-1-0	0-1-0		OVERALL		0-3-0		0-2-1		2-1-0			
2-1-0		0-0-0	0-0-0		HOME		0-1-0		0-0-0		2-0-0			
0-6-1		0-1-0	0-1-0		AWAY		0-1-0		0-2-1		0-1-0			
0-1-0		0-0-0	0-0-0		NEUTRAL		0-1-0		0-0-0		0-0-0			
1-6-1		0-1-0	0-1-0		NON-CONFERENCE		0-3-0		0-1-1		1-0-0			
1-1-0		0-0-0	0-0-0		HOME		0-1-0		0-0-0		1-0-0			
0-4-1		0-1-0	0-0-		AWAY		0-1-0		0-1-1		0-0-0			
0-1-0		0-0-0	0-0-0		NEUTRAL		0-1-0		0-0-0		0-0-0			
1-2-0		0-0-0	0-0-0		CONFERENCE		0-0-0		0-1-0		1-1-0			
1-0-0		0-0-0	0-0-0		HOME		0-0-0		0-0-0		1-0-0			
0-2-0		0-0-0	0-0-0		AWAY		0-0-0		0-1-0		0-1-0			
0-0-0		0-0-0	0-0-0		NEUTRAL		0-0-0		0-0-0		0-0-0			
RPI	S	Opponent	Score		RPI	S	Opponent	Score		RPI	S	Opponent	Score	
14	A	Oklahoma St.	0	1	37	A	Kansas	1	6	59	N	Stephen F. Austin	0	4
										82	H	Tulsa	0	1
										88	A	Missouri St.	0	2
										106	A	Oklahoma	1	4
										122	A	North Texas	2	2
										133	A	North Dakota St.	0	1
										212	A	South Dakota St.	0	2
										255	H	Sam Houston St.	3	2
										303	H	Southern Utah	4	0
<hr/>														
LAST 10 GAMES														
37	A	Kansas	1	6	133	A	North Dakota St.	0	1					
303	H	Southern Utah	4	0	212	A	South Dakota St.	0	2					
88	A	Missouri St.	0	2	59	N	Stephen F. Austin	0	4					
106	A	Oklahoma	1	4	255	H	Sam Houston St.	3	2					
14	A	Oklahoma St.	0	1	122	A	North Texas	2	2					

Non-Div. I Games: Southwest Baptist 2 1 Rogers St. 2 0

Oral Roberts

Average RPI Win: 142		WON-LOST RECORD	WINNING PCT. RANK		LAST 10 GAMES	STRENGTH OF SCHEDULE	OPP. STRENGTH OF SCHEDULE	TEAM RPI	ADJ RPI	CONF. RPI	ADJ CONF. RPI						
Average RPI Loss: 84																	
DIV. I ONLY		3-7-1	.31818	254	2-5-1	133	34	185	.47391	184	8	8					
DIV. I NON-CONF.		3-5-0	.375	215	2-3-0	74	60	137	.5069	138	8	8					
<hr/>																	
TOTALS		RPI 1-25		RPI 26-50		W-L RECORDS		RPI 51-100		RPI 101-150		RPI 150+					
3-7-1		0-3-0		0-0-0		OVERALL		1-1-0		1-2-0		1-1-1					
2-1-0		0-1-0		0-0-0		HOME		1-0-0		1-0-0		0-0-0					
1-6-1		0-2-0		0-0-0		AWAY		0-1-0		0-2-0		1-1-1					
0-0-0		0-0-0		0-0-0		NEUTRAL		0-0-0		0-0-0		0-0-0					
3-5-0		0-2-0		0-0-0		NON-CONFERENCE		1-1-0		1-1-0		1-1-0					
2-1-0		0-1-0		0-0-0		HOME		1-0-0		1-0-0		0-0-0					
1-4-0		0-1-0		0-0-		AWAY		0-1-0		0-1-0		1-1-0					
0-0-0		0-0-0		0-0-0		NEUTRAL		0-0-0		0-0-0		0-0-0					
0-2-1		0-1-0		0-0-0		CONFERENCE		0-0-0		0-1-0		0-0-1					
0-0-0		0-0-0		0-0-0		HOME		0-0-0		0-0-0		0-0-0					
0-2-1		0-1-0		0-0-0		AWAY		0-0-0		0-1-0		0-0-1					
0-0-0		0-0-0		0-0-0		NEUTRAL		0-0-0		0-0-0		0-0-0					
RPI	S	Opponent		Score		RPI	S	Opponent		Score		RPI	S	Opponent		Score	
13	H	Florida St.		0	4							78	A	Alabama		0	1
14	A	Oklahoma St.		1	4							96	H	Ole Miss		4	2
24	A	Rice		0	4												
												106	A	Oklahoma		0	5
												126	H	Samford		1	0
												129	A	Houston		1	2
												199	A	Marshall		1	1
												204	A	Belmont		3	2
												226	A	Kennesaw St.		1	4
<hr/>																	
LAST 10 GAMES																	
						24	A	Rice		0	4	199	A	Marshall		1	1
						96	H	Ole Miss		4	2	129	A	Houston		1	2
						226	A	Kennesaw St.		1	4	204	A	Belmont		3	2
						78	A	Alabama		0	1	126	H	Samford		1	0
						13	H	Florida St.		0	4	14	A	Oklahoma St.		1	4

Non-Div. I Games:

UAB

Average RPI Win: 235		WON-LOST RECORD		WINNING PCT. RANK		LAST 10 GAMES		STRENGTH OF SCHEDULE		OPP. STRENGTH OF SCHEDULE		TEAM RPI		ADJ RPI		CONF. RPI		ADJ CONF. RPI	
DIV. I ONLY		7-3-2		.66667 61		7-2-1		287		236		181		.47386 185		26		26	
DIV. I NON-CONF.		7-2-2		.72727 55		7-1-1		281		257		150		.49597 155		22		23	
TOTALS		RPI 1-25		RPI 26-50		W-L RECORDS		RPI 51-100		RPI 101-150		RPI 150+							
7-3-2		0-0-0		0-0-0		OVERALL		0-1-0		0-1-0		7-1-2							
4-1-1		0-0-0		0-0-0		HOME		0-0-0		0-0-0		4-1-1							
3-2-1		0-0-0		0-0-0		AWAY		0-1-0		0-1-0		3-0-1							
0-0-0		0-0-0		0-0-0		NEUTRAL		0-0-0		0-0-0		0-0-0							
7-2-2		0-0-0		0-0-0		NON-CONFERENCE		0-1-0		0-0-0		7-1-2							
4-1-1		0-0-0		0-0-0		HOME		0-0-0		0-0-0		4-1-1							
3-1-1		0-0-0		0-0-		AWAY		0-1-0		0-0-0		3-0-1							
0-0-0		0-0-0		0-0-0		NEUTRAL		0-0-0		0-0-0		0-0-0							
0-1-0		0-0-0		0-0-0		CONFERENCE		0-0-0		0-1-0		0-0-0							
0-0-0		0-0-0		0-0-0		HOME		0-0-0		0-0-0		0-0-0							
0-1-0		0-0-0		0-0-0		AWAY		0-0-0		0-1-0		0-0-0							
0-0-0		0-0-0		0-0-0		NEUTRAL		0-0-0		0-0-0		0-0-0							
RPI	S	Opponent		Score	RPI	S	Opponent		Score	RPI	S	Opponent		Score					
							55	A La Salle	0 4	148	A	Loyola Maryland		0 3					
										154	H	Drexel		2 0					
										159	A	Bryant		3 0					
										173	H	Wagner		5 0					
										254	H	Holy Cross		1 1					
										258	H	Temple		5 0					
										264	A	Fairleigh Dickinson		0 0					
										282	A	Howard		3 2					
										287	H	Mt. St. Mary's		0 1					
										309	H	Delaware St.		4 3					
										311	A	NJIT		2 0					
LAST 10 GAMES																			
							309	H Delaware St.	4 3	148	A	Loyola Maryland		0 3					
							154	H Drexel	2 0	254	H	Holy Cross		1 1					
							258	H Temple	5 0	55	A	La Salle		0 4					
							173	H Wagner	5 0	311	A	NJIT		2 0					
							282	A Howard	3 2	159	A	Bryant		3 0					

Non-Div. I Games:

Rider

Average RPI Win: 281		WON-LOST RECORD	WINNING PCT. RANK		LAST 10 GAMES	STRENGTH OF SCHEDULE	OPP. STRENGTH OF SCHEDULE	TEAM RPI	ADJ RPI	CONF. RPI	ADJ CONF. RPI	
Average RPI Loss: 60												
DIV. I ONLY		4-6-1	.40909	211	4-5-1	165	162	190	.47367	186	22	22
DIV. I NON-CONF.		3-5-1	.38889	211	3-4-1	176	157	205	.4632	203	26	26
<hr/>												
TOTALS		RPI 1-25		RPI 26-50		W-L RECORDS		RPI 51-100		RPI 101-150		RPI 150+
4-6-1		0-0-0		0-2-0		OVERALL		0-4-1		0-0-0		4-0-0
3-1-1		0-0-0		0-0-0		HOME		0-1-1		0-0-0		3-0-0
1-3-0		0-0-0		0-1-0		AWAY		0-2-0		0-0-0		1-0-0
0-2-0		0-0-0		0-1-0		NEUTRAL		0-1-0		0-0-0		0-0-0
3-5-1		0-0-0		0-2-0		NON-CONFERENCE		0-3-1		0-0-0		3-0-0
2-0-1		0-0-0		0-0-0		HOME		0-0-1		0-0-0		2-0-0
1-3-0		0-0-0		0-0-		AWAY		0-2-0		0-0-0		1-0-0
0-2-0		0-0-0		0-1-0		NEUTRAL		0-1-0		0-0-0		0-0-0
1-1-0		0-0-0		0-0-0		CONFERENCE		0-1-0		0-0-0		1-0-0
1-1-0		0-0-0		0-0-0		HOME		0-1-0		0-0-0		1-0-0
0-0-0		0-0-0		0-0-0		AWAY		0-0-0		0-0-0		0-0-0
0-0-0		0-0-0		0-0-0		NEUTRAL		0-0-0		0-0-0		0-0-0
RPI	S	Opponent	Score	RPI	S	Opponent	Score	RPI	S	Opponent	Score	
				35	A	Baylor	1 5	59	H	Stephen F. Austin	0 3	232
				44	N	UC Irvine	1 2	64	A	Texas	0 2	255
								76	N	Fresno St.	0 4	317
								80	A	SMU	0 2	320
								100	H	UTEP	3 3	
</												

Non-Div. I Games:

UTSA

Average RPI Win:	234	WON-LOST	WINNING	LAST 10	STRENGTH OF	OPP. STRENGTH	TEAM	ADJ	CONF.	ADJ CONF.	
Average RPI Loss:	83	RECORD	PCT. RANK	GAMES	SCHEDULE	OF SCHEDULE	RPI	RPI	RPI	RPI	
DIV. I ONLY	6-6-0	.5	150	5-5-0	247	71	183	.4736	187	16	16
DIV. I NON-CONF.	3-5-0	.375	215	2-4-0	221	44	213	.45323	211	16	16
<hr/>											
TOTALS	RPI 1-25	RPI 26-50		W-L RECORDS	RPI 51-100		RPI 101-150		RPI 150+		
6-6-0	0-1-0	0-2-0		OVERALL	0-1-0		1-1-0		5-1-0		
3-3-0	0-0-0	0-1-0		HOME	0-1-0		0-0-0		3-1-0		
3-3-0	0-1-0	0-1-0		AWAY	0-0-0		1-1-0		2-0-0		
0-0-0	0-0-0	0-0-0		NEUTRAL	0-0-0		0-0-0		0-0-0		
3-5-0	0-1-0	0-1-0		NON-CONFERENCE	0-1-0		0-1-0		3-1-0		
2-2-0	0-0-0	0-0-0		HOME	0-1-0		0-0-0		2-1-0		
1-3-0	0-1-0	0-0-		AWAY	0-0-0		0-1-0		1-0-0		
0-0-0	0-0-0	0-0-0		NEUTRAL	0-0-0		0-0-0		0-0-0		
3-1-0	0-0-0	0-1-0		CONFERENCE	0-0-0		1-0-0		2-0-0		
1-1-0	0-0-0	0-1-0		HOME	0-0-0		0-0-0		1-0-0		
2-0-0	0-0-0	0-0-0		AWAY	0-0-0		1-0-0		1-0-0		
0-0-0	0-0-0	0-0-0		NEUTRAL	0-0-0		0-0-0		0-0-0		
RPI S	Opponent	Score	RPI S	Opponent	Score	RPI S	Opponent	Score	RPI S	Opponent	Score
10 A	Kentucky	1 2	26 A	Ohio St.	0 1	91 H	Wright St.	0 1	103 A	Western Mich.	2 1
			34 H	Central Mich.	0 3				142 A	Cleveland St.	0 3
									197 H	Morehead St.	1 2
									199 A	Marshall	1 0
									225 H	Pittsburgh	2 0
									285 H	Indiana St.	1 0
									289 A	Northern Ill.	2 1
									300 H	Eastern Mich.	1 0
<hr/>											
LAST 10 GAMES											
			34 H	Central Mich.	0 3		289 A	Northern Ill.	2 1		
			300 H	Eastern Mich.	1 0		103 A	Western Mich.	2 1		
			285 H	Indiana St.	1 0		142 A	Cleveland St.	0 3		
			26 A	Ohio St.	0 1		199 A	Marshall	1 0		
			197 H	Morehead St.	1 2		10 A	Kentucky	1 2		

Non-Div. I Games:

Ohio

Average RPI Win:	226	WON-LOST RECORD	WINNING PCT. RANK	LAST 10 GAMES	STRENGTH OF SCHEDULE	OPP. STRENGTH OF SCHEDULE	TEAM RPI	ADJ RPI	CONF. RPI	ADJ CONF. RPI							
DIV. I ONLY		4-5-3	.45833	178	4-2-3	183	174	184	.47318	188	2	2					
DIV. I NON-CONF.		3-3-2	.5	148	3-0-2	286	283	239	.43434	238	2	2					
<hr/>																	
TOTALS	RPI 1-25	RPI 26-50		W-L RECORDS		RPI 51-100		RPI 101-150		RPI 150+							
4-5-3	1-1-0	0-1-0		OVERALL		0-0-1		0-1-0		3-2-2							
3-0-2	1-0-0	0-0-0		HOME		0-0-1		0-0-0		2-0-1							
1-4-1	0-1-0	0-0-0		AWAY		0-0-0		0-1-0		1-2-1							
0-1-0	0-0-0	0-1-0		NEUTRAL		0-0-0		0-0-0		0-0-0							
<hr/>																	
3-3-2	0-0-0	0-1-0		NON-CONFERENCE		0-0-0		0-0-0		3-2-2							
2-0-1	0-0-0	0-0-0		HOME		0-0-0		0-0-0		2-0-1							
1-2-1	0-0-0	0-0-		AWAY		0-0-0		0-0-0		1-2-1							
0-1-0	0-0-0	0-1-0		NEUTRAL		0-0-0		0-0-0		0-0-0							
<hr/>																	
1-2-1	1-1-0	0-0-0		CONFERENCE		0-0-1		0-1-0		0-0-0							
1-0-1	1-0-0	0-0-0		HOME		0-0-1		0-0-0		0-0-0							
0-2-0	0-1-0	0-0-0		AWAY		0-0-0		0-1-0		0-0-0							
0-0-0	0-0-0	0-0-0		NEUTRAL		0-0-0		0-0-0		0-0-0							
<hr/>																	
RPI	S	Opponent	Score		RPI	S	Opponent	Score		RPI	S	Opponent	Score				
15	H	Auburn	2	0	44	N	UC Irvine	0	2	78	H	Alabama	2	2			
18	A	LSU	1	5						117	A	Arkansas	0	1			
										192	A	UC Riverside	0	3			
										229	A	Southern Miss.	0	0			
										231	H	Troy	1	1			
										255	A	Arkansas St.	1	3			
										292	H	Ark.-Pine Bluff	1	0			
										296	H	Lipscomb	2	1			
										302	A	Jackson St.	1	0			
<hr/>																	
					LAST 10 GAMES												
					117 A Arkansas					0	1	15 H Auburn				2	0
					18 A LSU					1	5	78 H Alabama				2	2
					231 H Troy					1	1	292 H Ark.-Pine Bluff				1	0
					229 A Southern Miss.					0	0	302 A Jackson St.				1	0
					296 H Lipscomb					2	1	44 N UC Irvine				0	2

Non-Div. I Games:

Mississippi St.

Average RPI Win: 243		WON-LOST	WINNING	LAST 10	STRENGTH OF		OPP. STRENGTH	TEAM	ADJ		CONF.	ADJ CONF.
Average RPI Loss: 74		RECORD	PCT. RANK	GAMES	SCHEDULE		OF SCHEDULE	RPI	RPI		RPI	RPI
DIV. I ONLY		6-5-0	.54545	126	6-4-0		280	94	197		25	25
DIV. I NON-CONF.		5-4-0	.55556	136	5-3-0		301	42	207		25	25
TOTALS		RPI 1-25	RPI 26-50		W-L RECORDS		RPI 51-100		RPI 101-150		RPI 150+	
6-5-0		0-0-0	0-1-0		OVERALL		0-3-0		0-1-0		6-0-0	
4-2-0		0-0-0	0-0-0		HOME		0-2-0		0-0-0		4-0-0	
2-3-0		0-0-0	0-1-0		AWAY		0-1-0		0-1-0		2-0-0	
0-0-0		0-0-0	0-0-0		NEUTRAL		0-0-0		0-0-0		0-0-0	
5-4-0		0-0-0	0-1-0		NON-CONFERENCE		0-2-0		0-1-0		5-0-0	
3-2-0		0-0-0	0-0-0		HOME		0-2-0		0-0-0		3-0-0	
2-2-0		0-0-0	0-0-		AWAY		0-0-0		0-1-0		2-0-0	
0-0-0		0-0-0	0-0-0		NEUTRAL		0-0-0		0-0-0		0-0-0	
1-1-0		0-0-0	0-0-0		CONFERENCE		0-1-0		0-0-0		1-0-0	
1-0-0		0-0-0	0-0-0		HOME		0-0-0		0-0-0		1-0-0	
0-1-0		0-0-0	0-0-0		AWAY		0-1-0		0-0-0		0-0-0	
0-0-0		0-0-0	0-0-0		NEUTRAL		0-0-0		0-0-0		0-0-0	
RPI S	Opponent	Score	RPI S	Opponent	Score	RPI S	Opponent	Score	RPI S	Opponent	Score	
			31 A	Boston U.	2 3	63 H	Southeast Mo. St.	2 3	103 A	Western Mich.	0 1	
						85 H	Minnesota	0 1	158 A	DePaul	4 3	
						88 A	Missouri St.	0 1	216 H	Northwestern	2 1	
									234 H	Bowling Green	5 2	
									262 H	Drake	2 0	
									289 H	Northern Ill.	5 0	
									300 A	Eastern Mich.	3 0	
LAST 10 GAMES												
			103 A	Western Mich.	0 1	88 A	Missouri St.	0 1				
			300 A	Eastern Mich.	3 0	262 H	Drake	2 0				
			216 H	Northwestern	2 1	289 H	Northern Ill.	5 0				
			85 H	Minnesota	0 1	31 A	Boston U.	2 3				
			158 A	DePaul	4 3	234 H	Bowling Green	5 2				

Non-Div. I Games:

Illinois St.

Average RPI Win: 220		WON-LOST RECORD	WINNING PCT. RANK		LAST 10 GAMES	STRENGTH OF SCHEDULE	OPP. STRENGTH OF SCHEDULE	TEAM RPI	ADJ RPI	CONF. RPI	ADJ CONF. RPI			
Average RPI Loss: 105														
DIV. I ONLY		4-5-0	.44444	196	4-5-0	188	166	193	.47122	190	12	12		
DIV. I NON-CONF.		2-5-0	.28571	257	2-5-0	182	182	250	.43223	240	12	12		
<hr/>														
TOTALS		RPI 1-25		RPI 26-50		W-L RECORDS		RPI 51-100		RPI 101-150		RPI 150+		
4-5-0		0-0-0		0-0-0		OVERALL		0-2-0		1-2-0		3-1-0		
3-0-0		0-0-0		0-0-0		HOME		0-0-0		1-0-0		2-0-0		
1-4-0		0-0-0		0-0-0		AWAY		0-2-0		0-1-0		1-1-0		
0-1-0		0-0-0		0-0-0		NEUTRAL		0-0-0		0-1-0		0-0-0		
2-5-0		0-0-0		0-0-0		NON-CONFERENCE		0-2-0		0-2-0		2-1-0		
2-0-0		0-0-0		0-0-0		HOME		0-0-0		0-0-0		2-0-0		
0-4-0		0-0-0		0-0-		AWAY		0-2-0		0-1-0		0-1-0		
0-1-0		0-0-0		0-0-0		NEUTRAL		0-0-0		0-1-0		0-0-0		
2-0-0		0-0-0		0-0-0		CONFERENCE		0-0-0		1-0-0		1-0-0		
1-0-0		0-0-0		0-0-0		HOME		0-0-0		1-0-0		0-0-0		
1-0-0		0-0-0		0-0-0		AWAY		0-0-0		0-0-0		1-0-0		
0-0-0		0-0-0		0-0-0		NEUTRAL		0-0-0		0-0-0		0-0-0		
RPI	S	Opponent		Score	RPI	S	Opponent		Score	RPI	S	Opponent		Score

Non-Div. I Games:

Columbia

Average RPI Win: 237		WON-LOST RECORD		WINNING PCT. RANK		LAST 10 GAMES		STRENGTH OF SCHEDULE		OPP. STRENGTH OF SCHEDULE		TEAM RPI		ADJ RPI		CONF. RPI		ADJ CONF. RPI	
DIV. I ONLY		6-7-1		.46429 176		5-5-0		202		129		187		.47069 191		23		23	
DIV. I NON-CONF.		4-5-1		.45 189		3-3-0		213		86		188		.47171 187		24		24	
TOTALS		RPI 1-25		RPI 26-50		W-L RECORDS		RPI 51-100		RPI 101-150		RPI 150+							
6-7-1		0-1-0		0-1-0		OVERALL		0-3-0		0-0-0		6-2-1							
3-0-1		0-0-0		0-0-0		HOME		0-0-0		0-0-0		3-0-1							
2-5-0		0-1-0		0-1-0		AWAY		0-2-0		0-0-0		2-1-0							
1-2-0		0-0-0		0-0-0		NEUTRAL		0-1-0		0-0-0		1-1-0							
4-5-1		0-1-0		0-1-0		NON-CONFERENCE		0-2-0		0-0-0		4-1-1							
1-0-1		0-0-0		0-0-0		HOME		0-0-0		0-0-0		1-0-1							
2-3-0		0-1-0		0-0-		AWAY		0-1-0		0-0-0		2-0-0							
1-2-0		0-0-0		0-0-0		NEUTRAL		0-1-0		0-0-0		1-1-0							
2-2-0		0-0-0		0-0-0		CONFERENCE		0-1-0		0-0-0		2-1-0							
2-0-0		0-0-0		0-0-0		HOME		0-0-0		0-0-0		2-0-0							
0-2-0		0-0-0		0-0-0		AWAY		0-1-0		0-0-0		0-1-0							
0-0-0		0-0-0		0-0-0		NEUTRAL		0-0-0		0-0-0		0-0-0							
RPI S	Opponent	Score		RPI S	Opponent	Score		RPI S	Opponent	Score		RPI S	Opponent	Score					
13 A	Florida St.	0	5	27 A	North Carolina St.	0	3	67 N	Richmond	1	2	165 N	Furman	1	2				
								90 A	Fla. Gulf Coast	0	4	167 H	Charlotte	0	0				
								95 A	Western Caro.	1	3	205 H	Mercer	4	0				
												209 N	Georgia St.	2	1				
												210 A	Elon	3	2				
												226 H	Kennesaw St.	1	0				
												241 A	Stetson	2	3				
												269 A	UNC Wilmington	1	0				
												304 H	Coastal Caro.	5	0				
LAST 10 GAMES																			
	90 A	Fla. Gulf Coast	0	4		226 H	Kennesaw St.	1	0										
	67 N	Richmond	1	2		205 H	Mercer	4	0										
	269 A	UNC Wilmington	1	0		241 A	Stetson	2	3										
	27 A	North Carolina St.	0	3		165 N	Furman	1	2										
	210 A	Elon	3	2		209 N	Georgia St.	2	1										

Non-Div. I Games:

North Florida

Average RPI Win:		231	WON-LOST RECORD		WINNING PCT. RANK	LAST 10 GAMES	STRENGTH OF SCHEDULE		OPP. STRENGTH OF SCHEDULE	TEAM RPI	ADJ RPI	CONF. RPI	ADJ CONF. RPI
Average RPI Loss:		126											
DIV. I ONLY			5-5-1		.5	150	5-4-1		201	235	192	.46926	192
DIV. I NON-CONF.			5-5-1		.5	148	5-4-1		203	228	193	.46926	193
TOTALS		RPI 1-25	RPI 26-50		W-L RECORDS		RPI 51-100		RPI 101-150		RPI 150+		
5-5-1	0-0-0		0-1-0		OVERALL		0-1-0		1-1-0		4-2-1		
4-1-0	0-0-0		0-1-0		HOME		0-0-0		0-0-0		4-0-0		
0-2-0	0-0-0		0-0-0		AWAY		0-1-0		0-0-0		0-1-0		
1-2-1	0-0-0		0-0-0		NEUTRAL		0-0-0		1-1-0		0-1-1		
5-5-1	0-0-0		0-1-0		NON-CONFERENCE		0-1-0		1-1-0		4-2-1		
4-1-0	0-0-0		0-1-0		HOME		0-0-0		0-0-0		4-0-0		
0-2-0	0-0-0		0-0-		AWAY		0-1-0		0-0-0		0-1-0		
1-2-1	0-0-0		0-0-0		NEUTRAL		0-0-0		1-1-0		0-1-1		
0-0-0	0-0-0		0-0-0		CONFERENCE		0-0-0		0-0-0		0-0-0		
0-0-0	0-0-0		0-0-0		HOME		0-0-0		0-0-0		0-0-0		
0-0-0	0-0-0		0-0-0		AWAY		0-0-0		0-0-0		0-0-0		
0-0-0	0-0-0		0-0-0		NEUTRAL		0-0-0		0-0-0		0-0-0		
RPI S	Opponent	Score	RPI S	Opponent	Score	RPI S	Opponent	Score	RPI S	Opponent	Score		
			49 H	Michigan	0 1								
						89 A	New Mexico	1 2	122 N	North Texas	2 1		
									125 N	Utah	1 2		
									172 A	UNLV	0 3		
									188 H	Mississippi St.	3 0		
									195 N	VCU	0 1		
									252 N	Idaho	1 1		
									270 H	Lamar	1 0		
									271 H	San Jose St.	2 1		
									303 H	Southern Utah	2 0		
LAST 10 GAMES													
			195 N	VCU	0 1		270 H	Lamar	1 0				
			125 N	Utah	1 2		89 A	New Mexico	1 2				
			303 H	Southern Utah	2 0		122 N	North Texas	2 1				
			49 H	Michigan	0 1		188 H	Mississippi St.	3 0				
			271 H	San Jose St.	2 1		252 N	Idaho	1 1				

Non-Div. I Games:

UC Riverside

Average RPI Win:	265	WON-LOST RECORD	WINNING PCT. RANK	LAST 10 GAMES	STRENGTH OF SCHEDULE	OPP. STRENGTH OF SCHEDULE	TEAM RPI	ADJ RPI	CONF. RPI	ADJ CONF. RPI	
Average RPI Loss:	132										
DIV. I ONLY		3-5-1	.38889 217	3-5-1	124	247	189	.4692 193	17	17	
DIV. I NON-CONF.		3-4-1	.4375 194	3-4-1	129	226	173	.47933 173	17	17	
<hr/>											
TOTALS	RPI 1-25	RPI 26-50		W-L RECORDS	RPI 51-100		RPI 101-150		RPI 150+		
3-5-1	0-0-0	0-0-0		OVERALL	0-1-1		0-1-0		3-3-0		
1-2-0	0-0-0	0-0-0		HOME	0-0-0		0-0-0		1-2-0		
2-3-1	0-0-0	0-0-0		AWAY	0-1-1		0-1-0		2-1-0		
0-0-0	0-0-0	0-0-0		NEUTRAL	0-0-0		0-0-0		0-0-0		
3-4-1	0-0-0	0-0-0		NON-CONFERENCE	0-1-1		0-1-0		3-2-0		
1-1-0	0-0-0	0-0-0		HOME	0-0-0		0-0-0		1-1-0		
2-3-1	0-0-0	0-0-		AWAY	0-1-1		0-1-0		2-1-0		
0-0-0	0-0-0	0-0-0		NEUTRAL	0-0-0		0-0-0		0-0-0		
0-1-0	0-0-0	0-0-0		CONFERENCE	0-0-0		0-0-0		0-1-0		
0-1-0	0-0-0	0-0-0		HOME	0-0-0		0-0-0		0-1-0		
0-0-0	0-0-0	0-0-0		AWAY	0-0-0		0-0-0		0-0-0		
0-0-0	0-0-0	0-0-0		NEUTRAL	0-0-0		0-0-0		0-0-0		
RPI S	Opponent	Score	RPI S	Opponent	Score	RPI S	Opponent	Score	RPI S	Opponent	Score
						55 A	La Salle	0 1	121 A	Marist	1 2
						87 A	Seton Hall	1 1	156 H	Monmouth	1 2
									160 A	Saint Joseph's	0 3
									169 H	Lafayette	1 2
									239 A	Quinnipiac	4 2
									245 H	Binghamton	1 0
									311 A	NJIT	2 0
<hr/>											
LAST 10 GAMES											
			311 A	NJIT	2 0		169 H	Lafayette	1 2		
			239 A	Quinnipiac	4 2		55 A	La Salle	0 1		
			121 A	Marist	1 2		160 A	Saint Joseph's	0 3		
			156 H	Monmouth	1 2		87 A	Seton Hall	1 1		
			245 H	Binghamton	1 0						

Non-Div. I Games:

Lehigh

Average RPI Win: 286		WON-LOST	WINNING	LAST 10	STRENGTH OF	OPP. STRENGTH	TEAM	ADJ	CONF.	ADJ CONF.			
Average RPI Loss: 110		RECORD	PCT. RANK	GAMES	SCHEDULE	OF SCHEDULE	RPI	RPI	RPI	RPI			
DIV. I ONLY		6-3-0	.66667	61	6-3-0	303	227	195	.46883	194	29	29	
DIV. I NON-CONF.		4-3-0	.57143	128	4-3-0	266	217	199	.46693	197	29	29	
<hr/>													
TOTALS		RPI 1-25		RPI 26-50		W-L RECORDS		RPI 51-100		RPI 101-150		RPI 150+	
6-3-0		0-0-0		0-1-0		OVERALL		0-0-0		0-1-0		6-1-0	
5-1-0		0-0-0		0-0-0		HOME		0-0-0		0-0-0		5-1-0	
1-2-0		0-0-0		0-1-0		AWAY		0-0-0		0-1-0		1-0-0	
0-0-0		0-0-0		0-0-0		NEUTRAL		0-0-0		0-0-0		0-0-0	
4-3-0		0-0-0		0-1-0		NON-CONFERENCE		0-0-0		0-1-0		4-1-0	
3-1-0		0-0-0		0-0-0		HOME		0-0-0		0-0-0		3-1-0	
1-2-0		0-0-0		0-0-		AWAY		0-0-0		0-1-0		1-0-0	
0-0-0		0-0-0		0-0-0		NEUTRAL		0-0-0		0-0-0		0-0-0	
2-0-0		0-0-0		0-0-0		CONFERENCE		0-0-0		0-0-0		2-0-0	
2-0-0		0-0-0		0-0-0		HOME		0-0-0		0-0-0		2-0-0	
0-0-0		0-0-0		0-0-0		AWAY		0-0-0		0-0-0		0-0-0	
0-0-0		0-0-0		0-0-0		NEUTRAL		0-0-0		0-0-0		0-0-0	
RPI	S	Opponent	Score	RPI	S	Opponent	Score	RPI	S	Opponent	Score		
				26	A	Ohio St.	0 4			140	A	Old Dominion	0 3
										163	H	East Tenn. St.	0 1
										238	A	Longwood	1 0
										280	H	Francis Marion	2 0
										286	H	Presbyterian	2 0
										293	H	Tennessee Tech	3 1
										301	H	UNC Asheville	1 0
										316	H	Alabama A&M	4 0
<hr/>													
LAST 10 GAMES													
				293	H	Tennessee Tech	3 1	301	H	UNC Asheville	1 0		
				316	H	Alabama A&M	4 0	286	H	Presbyterian	2 0		
				163	H	East Tenn. St.	0 1	140	A	Old Dominion	0 3		
				280	H	Francis Marion	2 0	238	A	Longwood	1 0		
				26	A	Ohio St.	0 4						

Non-Div. I Games: Southern Va. 8 0

Radford

Average RPI Win: 206		WON-LOST	WINNING	LAST 10	STRENGTH OF	OPP. STRENGTH	TEAM	ADJ	CONF.	ADJ CONF.		
Average RPI Loss: 86		RECORD	PCT. RANK	GAMES								
DIV. I ONLY		3-7-2	.33333	247	2-6-1	130	115	198	.46874	195	11	11
DIV. I NON-CONF.		2-5-1	.3125	247	1-4-0	117	87	196	.46927	192	11	11
<hr/>												
TOTALS		RPI 1-25	RPI 26-50		W-L RECORDS	RPI 51-100		RPI 101-150		RPI 150+		
3-7-2		0-0-0	0-2-0		OVERALL	0-1-0		0-4-1		3-0-1		
1-1-1		0-0-0	0-0-0		HOME	0-0-0		0-1-1		1-0-0		
1-4-1		0-0-0	0-1-0		AWAY	0-1-0		0-2-0		1-0-1		
1-2-0		0-0-0	0-1-0		NEUTRAL	0-0-0		0-1-0		1-0-0		
2-5-1		0-0-0	0-2-0		NON-CONFERENCE	0-1-0		0-2-0		2-0-1		
1-1-0		0-0-0	0-0-0		HOME	0-0-0		0-1-0		1-0-0		
0-2-1		0-0-0	0-0-		AWAY	0-1-0		0-0-0		0-0-1		
1-2-0		0-0-0	0-1-0		NEUTRAL	0-0-0		0-1-0		1-0-0		
1-2-1		0-0-0	0-0-0		CONFERENCE	0-0-0		0-2-1		1-0-0		
0-0-1		0-0-0	0-0-0		HOME	0-0-0		0-0-1		0-0-0		
1-2-0		0-0-0	0-0-0		AWAY	0-0-0		0-2-0		1-0-0		
0-0-0		0-0-0	0-0-0		NEUTRAL	0-0-0		0-0-0		0-0-0		
RPI	S	Opponent	Score	RPI	S	Opponent	Score	RPI	S	Opponent	Score	
				27	A	North Carolina St.	0 1					
				41	N	Georgetown	0 1					

Non-Div. I Games:

VCU

Average RPI Win:		268	WON-LOST RECORD		WINNING PCT. RANK		LAST 10 GAMES		STRENGTH OF SCHEDULE		OPP. STRENGTH OF SCHEDULE		TEAM RPI		ADJ RPI		CONF. RPI		ADJ CONF. RPI	
DIV. I ONLY			5-6-0		.45455 186		4-6-0		176		225		191		.46764 196		31		31	
DIV. I NON-CONF.			5-6-0		.45455 187		4-6-0		173		219		191		.46764 196		31		31	
TOTALS		RPI 1-25		RPI 26-50		W-L RECORDS		RPI 51-100		RPI 101-150		RPI 150+								
5-6-0		0-1-0		0-1-0		OVERALL		0-0-0		0-1-0		5-3-0								
2-3-0		0-1-0		0-0-0		HOME		0-0-0		0-0-0		2-2-0								
2-2-0		0-0-0		0-1-0		AWAY		0-0-0		0-1-0		2-0-0								
1-1-0		0-0-0		0-0-0		NEUTRAL		0-0-0		0-0-0		1-1-0								
5-6-0		0-1-0		0-1-0		NON-CONFERENCE		0-0-0		0-1-0		5-3-0								
2-3-0		0-1-0		0-0-0		HOME		0-0-0		0-0-0		2-2-0								
2-2-0		0-0-0		0-0-		AWAY		0-0-0		0-1-0		2-0-0								
1-1-0		0-0-0		0-0-0		NEUTRAL		0-0-0		0-0-0		1-1-0								
0-0-0		0-0-0		0-0-0		CONFERENCE		0-0-0		0-0-0		0-0-0								
0-0-0		0-0-0		0-0-0		HOME		0-0-0		0-0-0		0-0-0								
0-0-0		0-0-0		0-0-0		AWAY		0-0-0		0-0-0		0-0-0								
0-0-0		0-0-0		0-0-0		NEUTRAL		0-0-0		0-0-0		0-0-0								
RPI	S	Opponent		Score		RPI	S	Opponent		Score		RPI	S	Opponent		Score				
20	H	Miami (FL)		1	4	35	A	Baylor		1	2	125	A	Utah		0	3			
												171	N	Fordham		2	4			
												176	H	Wyoming		0	2			
												232	H	Weber St.		0	1			
												252	N	Idaho		1	0			
												260	H	Portland St.		4	2			
												267	A	Montana		2	1			
												267	H	Montana		3	2			
												294	A	Idaho St.		5	1			
						LAST 10 GAMES														
						252	N	Idaho		1	0	267	H	Montana		3	2			
						125	A	Utah		0	3	294	A	Idaho St.		5	1			
						20	H	Miami (FL)		1	4	35	A	Baylor		1	2			
						176	H	Wyoming		0	2	171	N	Fordham		2	4			
						232	H	Weber St.		0	1	267	A	Montana		2	1			

Non-Div. I Games:

Utah Valley

Average RPI Win: 256		WON-LOST	WINNING	LAST 10	STRENGTH OF		OPP. STRENGTH	TEAM	ADJ	CONF.	ADJ CONF.
Average RPI Loss: 150		RECORD	PCT. RANK	GAMES	SCHEDULE		OF SCHEDULE	RPI	RPI	RPI	RPI
DIV. I ONLY		5-4-3	.54167	133	4-2-3		234	258	194	.46728	197
DIV. I NON-CONF.		4-3-2	.55556	136	3-1-2		146	242	140	.50328	142
TOTALS		RPI 1-25	RPI 26-50		W-L RECORDS		RPI 51-100		RPI 101-150		RPI 150+
5-4-3	0-0-0	0-0-0		OVERALL		0-1-0		0-1-1		5-2-2	
2-2-0	0-0-0	0-0-0		HOME		0-0-0		0-1-0		2-1-0	
3-2-3	0-0-0	0-0-0		AWAY		0-1-0		0-0-1		3-1-2	
0-0-0	0-0-0	0-0-0		NEUTRAL		0-0-0		0-0-0		0-0-0	
4-3-2	0-0-0	0-0-0		NON-CONFERENCE		0-1-0		0-1-1		4-1-1	
2-1-0	0-0-0	0-0-0		HOME		0-0-0		0-1-0		2-0-0	
2-2-2	0-0-0	0-0-		AWAY		0-1-0		0-0-1		2-1-1	
0-0-0	0-0-0	0-0-0		NEUTRAL		0-0-0		0-0-0		0-0-0	
1-1-1	0-0-0	0-0-0		CONFERENCE		0-0-0		0-0-0		1-1-1	
0-1-0	0-0-0	0-0-0		HOME		0-0-0		0-0-0		0-1-0	
1-0-1	0-0-0	0-0-0		AWAY		0-0-0		0-0-0		1-0-1	
0-0-0	0-0-0	0-0-0		NEUTRAL		0-0-0		0-0-0		0-0-0	
RPI S	Opponent	Score	RPI S	Opponent	Score	RPI S	Opponent	Score	RPI S	Opponent	Score
						78 A	Alabama	1 2	132 H	Kent St.	0 1
									139 A	South Ala.	2 2
									152 A	Miami (OH)	0 4
									187 A	Ohio	2 1
									199 A	Marshall	2 2
									237 H	Eastern Ky.	0 1
									243 A	Valparaiso	1 0
									268 H	Evansville	3 1
									288 H	Gardner-Webb	3 0
									293 A	Tennessee Tech	1 0
									298 A	Jacksonville St.	0 0
LAST 10 GAMES											
						199 A	Marshall	2 2	293 A	Tennessee Tech	1 0
						187 A	Ohio	2 1	298 A	Jacksonville St.	0 0
						268 H	Evansville	3 1	237 H	Eastern Ky.	0 1
						288 H	Gardner-Webb	3 0	78 A	Alabama	1 2
						132 H	Kent St.	0 1	139 A	South Ala.	2 2

Non-Div. I Games:

Morehead St.

Average RPI Win:	250	WON-LOST	WINNING	LAST 10	STRENGTH OF	OPP. STRENGTH	TEAM	ADJ	CONF.	ADJ CONF.	
Average RPI Loss:	121	RECORD	PCT. RANK	GAMES	SCHEDULE	OF SCHEDULE	RPI	RPI	RPI	RPI	
DIV. I ONLY	7-4-1	.625	85	7-2-1	301	154	200	.4668	198	26	26
DIV. I NON-CONF.	5-4-1	.55	143	5-2-1	282	136	200	.46636	201	22	23
<hr/>											
TOTALS	RPI 1-25	RPI 26-50		W-L RECORDS		RPI 51-100		RPI 101-150		RPI 150+	
7-4-1	0-0-0	0-0-0		OVERALL		0-1-0		0-2-0		7-1-1	
3-0-1	0-0-0	0-0-0		HOME		0-0-0		0-0-0		3-0-1	
3-3-0	0-0-0	0-0-0		AWAY		0-1-0		0-1-0		3-1-0	
1-1-0	0-0-0	0-0-0		NEUTRAL		0-0-0		0-1-0		1-0-0	
5-4-1	0-0-0	0-0-0		NON-CONFERENCE		0-1-0		0-2-0		5-1-1	
3-0-1	0-0-0	0-0-0		HOME		0-0-0		0-0-0		3-0-1	
1-3-0	0-0-0	0-0-		AWAY		0-1-0		0-1-0		1-1-0	
1-1-0	0-0-0	0-0-0		NEUTRAL		0-0-0		0-1-0		1-0-0	
2-0-0	0-0-0	0-0-0		CONFERENCE		0-0-0		0-0-0		2-0-0	
0-0-0	0-0-0	0-0-0		HOME		0-0-0		0-0-0		0-0-0	
2-0-0	0-0-0	0-0-0		AWAY		0-0-0		0-0-0		2-0-0	
0-0-0	0-0-0	0-0-0		NEUTRAL		0-0-0		0-0-0		0-0-0	
RPI	S	Opponent	Score	RPI	S	Opponent	Score	RPI	S	Opponent	Score

Non-Div. I Games:

Canisius

Average RPI Win:		204	WON-LOST RECORD		WINNING PCT. RANK		LAST 10 GAMES		STRENGTH OF SCHEDULE		OPP. STRENGTH OF SCHEDULE		TEAM RPI		ADJ RPI		CONF. RPI		ADJ CONF. RPI	
DIV. I ONLY			2-8-2		.25 275		1-7-2		60		200		196		.46611 199		8		8	
DIV. I NON-CONF.			2-5-1		.3125 247		1-4-1		78		229		195		.46688 198		8		8	
TOTALS		RPI 1-25		RPI 26-50		W-L RECORDS		RPI 51-100		RPI 101-150		RPI 150+								
2-8-2		0-1-0		0-1-0		OVERALL		0-2-0		0-1-0		2-3-2								
0-2-2		0-1-0		0-0-0		HOME		0-0-0		0-0-0		0-1-2								
2-5-0		0-0-0		0-1-0		AWAY		0-1-0		0-1-0		2-2-0								
0-1-0		0-0-0		0-0-0		NEUTRAL		0-1-0		0-0-0		0-0-0								
2-5-1		0-0-0		0-1-0		NON-CONFERENCE		0-1-0		0-0-0		2-3-1								
0-1-1		0-0-0		0-0-0		HOME		0-0-0		0-0-0		0-1-1								
2-3-0		0-0-0		0-0-		AWAY		0-0-0		0-0-0		2-2-0								
0-1-0		0-0-0		0-0-0		NEUTRAL		0-1-0		0-0-0		0-0-0								
0-3-1		0-1-0		0-0-0		CONFERENCE		0-1-0		0-1-0		0-0-1								
0-1-1		0-1-0		0-0-0		HOME		0-0-0		0-0-0		0-0-1								
0-2-0		0-0-0		0-0-0		AWAY		0-1-0		0-1-0		0-0-0								
0-0-0		0-0-0		0-0-0		NEUTRAL		0-0-0		0-0-0		0-0-0								
RPI	S	Opponent		Score		RPI	S	Opponent		Score		RPI	S	Opponent		Score				
8	H	Memphis		0 1		33	A	West Virginia		0 3		52	N	William & Mary		0 4				
												100	A	UTEP		0 1				

Non-Div. I Games:

Marshall

Average RPI Win:	198	WON-LOST RECORD	WINNING PCT. RANK	LAST 10 GAMES	STRENGTH OF SCHEDULE	OPP. STRENGTH OF SCHEDULE	TEAM RPI	ADJ RPI	CONF. RPI	ADJ CONF. RPI	
Average RPI Loss:	149										
DIV. I ONLY	5-5-1	.5	150	5-5-0	237	178	201	.46483	200	10	10
DIV. I NON-CONF.	5-4-1	.55	143	5-4-0	274	188	203	.4625	204	10	10
<hr/>											
TOTALS	RPI 1-25	RPI 26-50		W-L RECORDS		RPI 51-100		RPI 101-150		RPI 150+	
5-5-1	0-0-0	0-0-0		OVERALL		2-1-0		0-2-0		3-2-1	
4-2-0	0-0-0	0-0-0		HOME		2-0-0		0-1-0		2-1-0	
1-3-1	0-0-0	0-0-0		AWAY		0-1-0		0-1-0		1-1-1	
0-0-0	0-0-0	0-0-0		NEUTRAL		0-0-0		0-0-0		0-0-0	
<hr/>											
5-4-1	0-0-0	0-0-0		NON-CONFERENCE		2-0-0		0-2-0		3-2-1	
4-2-0	0-0-0	0-0-0		HOME		2-0-0		0-1-0		2-1-0	
1-2-1	0-0-0	0-0-		AWAY		0-0-0		0-1-0		1-1-1	
0-0-0	0-0-0	0-0-0		NEUTRAL		0-0-0		0-0-0		0-0-0	
<hr/>											
0-1-0	0-0-0	0-0-0		CONFERENCE		0-1-0		0-0-0		0-0-0	
0-0-0	0-0-0	0-0-0		HOME		0-0-0		0-0-0		0-0-0	
0-1-0	0-0-0	0-0-0		AWAY		0-1-0		0-0-0		0-0-0	
0-0-0	0-0-0	0-0-0		NEUTRAL		0-0-0		0-0-0		0-0-0	
<hr/>											
RPI	S	Opponent	Score	RPI	S	Opponent	Score	RPI	S	Opponent	Score
				57 A Massachusetts 0 2				104 A Northeastern 0 2			
				68 H Harvard 3 2				143 H Brown 0 1			
				71 H Syracuse 2 1				208 H New Hampshire 0 1			
								233 A Maine 0 1			
								244 A Vermont 1 1			
								272 H Manhattan 1 0			
								274 A Stony Brook 1 0			
								307 H Iona 5 0			
LAST 10 GAMES											
233 A Maine 0 1				57 A Massachusetts 0 2							
208 H New Hampshire 0 1				143 H Brown 0 1							
71 H Syracuse 2 1				307 H Iona 5 0							
274 A Stony Brook 1 0				68 H Harvard 3 2							
272 H Manhattan 1 0				104 A Northeastern 0 2							

Non-Div. I Games:

Rhode Island

Average RPI Win: 257		WON-LOST RECORD		WINNING PCT. RANK		LAST 10 GAMES		STRENGTH OF SCHEDULE		OPP. STRENGTH OF SCHEDULE		TEAM RPI		ADJ RPI		CONF. RPI		ADJ CONF. RPI	
DIV. I ONLY		4-6-2		.41667 202		4-4-1		143		273		199		.4647 201		30		30	
DIV. I NON-CONF.		3-6-2		.36364 231		3-4-1		93		258		194		.46676 199		30		30	
TOTALS		RPI 1-25		RPI 26-50		W-L RECORDS		RPI 51-100		RPI 101-150		RPI 150+							
4-6-2		0-0-0		0-1-0		OVERALL		0-2-0		0-0-1		4-3-1							
2-1-2		0-0-0		0-0-0		HOME		0-1-0		0-0-1		2-0-1							
2-5-0		0-0-0		0-1-0		AWAY		0-1-0		0-0-0		2-3-0							
0-0-0		0-0-0		0-0-0		NEUTRAL		0-0-0		0-0-0		0-0-0							
3-6-2		0-0-0		0-1-0		NON-CONFERENCE		0-2-0		0-0-1		3-3-1							
1-1-2		0-0-0		0-0-0		HOME		0-1-0		0-0-1		1-0-1							
2-5-0		0-0-0		0-0-		AWAY		0-1-0		0-0-0		2-3-0							
0-0-0		0-0-0		0-0-0		NEUTRAL		0-0-0		0-0-0		0-0-0							
1-0-0		0-0-0		0-0-0		CONFERENCE		0-0-0		0-0-0		1-0-0							
1-0-0		0-0-0		0-0-0		HOME		0-0-0		0-0-0		1-0-0							
0-0-0		0-0-0		0-0-0		AWAY		0-0-0		0-0-0		0-0-0							
0-0-0		0-0-0		0-0-0		NEUTRAL		0-0-0		0-0-0		0-0-0							
RPI	S	Opponent		Score		RPI	S	Opponent		Score		RPI	S	Opponent		Score			
				45	A	Denver	1	2	79	H	Utah St.	1	2	134	H	Jacksonville	0	0	
									100	A	UTEP	0	2	153	A	Creighton	2	1	
														176	A	Wyoming	1	2	
														182	A	Colorado	0	3	
														214	A	New Mexico St.	0	1	
														262	H	Drake	2	2	
														277	A	Air Force	1	0	
														297	H	South Dakota	4	2	
														299	H	Northern Ariz.	2	0	
LAST 10 GAMES																			
				100	A	UTEP	0	2	176	A	Wyoming	1	2						
				214	A	New Mexico St.	0	1	299	H	Northern Ariz.	2	0						
				277	A	Air Force	1	0	297	H	South Dakota	4	2						
				79	H	Utah St.	1	2	262	H	Drake	2	2						
				134	H	Jacksonville	0	0	153	A	Creighton	2	1						

Non-Div. I Games:

Northern Colo.

Average RPI Win: 291		WON-LOST RECORD		WINNING PCT. RANK		LAST 10 GAMES		STRENGTH OF SCHEDULE		OPP. STRENGTH OF SCHEDULE		TEAM RPI		ADJ RPI		CONF. RPI		ADJ CONF. RPI	
Average RPI Loss: 183																			
DIV. I ONLY		8-2-1		.77273 25		7-2-1		317		295		204		.46455 202		22		22	
DIV. I NON-CONF.		6-2-1		.72222 57		5-2-1		321		270		256		.42731 251		26		26	
TOTALS		RPI 1-25		RPI 26-50		W-L RECORDS		RPI 51-100		RPI 101-150		RPI 150+							
8-2-1		0-0-0		0-0-0		OVERALL		0-0-0		0-1-0		8-1-1							
3-0-0		0-0-0		0-0-0		HOME		0-0-0		0-0-0		3-0-0							
5-2-1		0-0-0		0-0-0		AWAY		0-0-0		0-1-0		5-1-1							
0-0-0		0-0-0		0-0-0		NEUTRAL		0-0-0		0-0-0		0-0-0							
6-2-1		0-0-0		0-0-0		NON-CONFERENCE		0-0-0		0-1-0		6-1-1							
3-0-0		0-0-0		0-0-0		HOME		0-0-0		0-0-0		3-0-0							
3-2-1		0-0-0		0-0-		AWAY		0-0-0		0-1-0		3-1-1							
0-0-0		0-0-0		0-0-0		NEUTRAL		0-0-0		0-0-0		0-0-0							
2-0-0		0-0-0		0-0-0		CONFERENCE		0-0-0		0-0-0		2-0-0							
0-0-0		0-0-0		0-0-0		HOME		0-0-0		0-0-0		0-0-0							
2-0-0		0-0-0		0-0-0		AWAY		0-0-0		0-0-0		2-0-0							
0-0-0		0-0-0		0-0-0		NEUTRAL		0-0-0		0-0-0		0-0-0							
RPI	S	Opponent		Score		RPI	S	Opponent		Score		RPI	S	Opponent		Score			

Non-Div. I Games:

Southeastern La.

Average RPI Win: 230		WON-LOST	WINNING	LAST 10	STRENGTH OF		OPP. STRENGTH	TEAM	ADJ		CONF.	ADJ CONF.					
Average RPI Loss: 165		RECORD	PCT. RANK	GAMES	SCHEDULE		OF SCHEDULE	RPI	RPI		RPI	RPI					
DIV. I ONLY		5-4-0	.55556	121	5-4-0		275	167	205		.46362	203	26	26			
DIV. I NON-CONF.		5-2-0	.71429	62	5-2-0		242	169	118		.51965	119	22	23			
TOTALS		RPI 1-25	RPI 26-50		W-L RECORDS		RPI 51-100		RPI 101-150		RPI 150+						
5-4-0		0-0-0	0-0-0		OVERALL		0-1-0		0-1-0		5-2-0						
3-0-0		0-0-0	0-0-0		HOME		0-0-0		0-0-0		3-0-0						
2-4-0		0-0-0	0-0-0		AWAY		0-1-0		0-1-0		2-2-0						
0-0-0		0-0-0	0-0-0		NEUTRAL		0-0-0		0-0-0		0-0-0						
5-2-0		0-0-0	0-0-0		NON-CONFERENCE		0-0-0		0-1-0		5-1-0						
3-0-0		0-0-0	0-0-0		HOME		0-0-0		0-0-0		3-0-0						
2-2-0		0-0-0	0-0-		AWAY		0-0-0		0-1-0		2-1-0						
0-0-0		0-0-0	0-0-0		NEUTRAL		0-0-0		0-0-0		0-0-0						
0-2-0		0-0-0	0-0-0		CONFERENCE		0-1-0		0-0-0		0-1-0						
0-0-0		0-0-0	0-0-0		HOME		0-0-0		0-0-0		0-0-0						
0-2-0		0-0-0	0-0-0		AWAY		0-1-0		0-0-0		0-1-0						
0-0-0		0-0-0	0-0-0		NEUTRAL		0-0-0		0-0-0		0-0-0						
RPI	S	Opponent	Score	RPI	S	Opponent	Score	RPI	S	Opponent	Score	RPI	S	Opponent	Score		
								77	A	Fairfield	0	1	111	A	Delaware	1	4
													164	A	St. Bonaventure	1	0
													166	A	Central Conn. St.	1	3
													239	H	Quinnipiac	1	0
													244	H	Vermont	2	1
													245	H	Binghamton	1	0
													258	A	Temple	3	1
													307	A	Iona	1	2
LAST 10 GAMES																	
						245	H	Binghamton	1	0	307	A	Iona	1	2		
						111	A	Delaware	1	4	77	A	Fairfield	0	1		
						239	H	Quinnipiac	1	0	258	A	Temple	3	1		
						164	A	St. Bonaventure	1	0	244	H	Vermont	2	1		
											166	A	Central Conn. St.	1	3		

Non-Div. I Games:

Siena

Average RPI Win: 260		WON-LOST RECORD	WINNING PCT. RANK		LAST 10 GAMES	STRENGTH OF SCHEDULE	OPP. STRENGTH OF SCHEDULE	TEAM RPI	ADJ RPI	CONF. RPI	ADJ CONF. RPI	
Average RPI Loss: 134												
DIV. I ONLY		6-5-0	.54545	126	6-4-0	256	233	202	.4634	204	23	23
DIV. I NON-CONF.		3-4-0	.42857	198	3-3-0	293	142	258	.42592	252	24	24
<hr/>												
TOTALS		RPI 1-25		RPI 26-50		W-L RECORDS		RPI 51-100		RPI 101-150		RPI 150+
6-5-0		0-0-0		0-0-0		OVERALL		0-1-0		0-2-0		6-2-0
2-2-0		0-0-0		0-0-0		HOME		0-0-0		0-0-0		2-2-0
4-3-0		0-0-0		0-0-0		AWAY		0-1-0		0-2-0		4-0-0
0-0-0		0-0-0		0-0-0		NEUTRAL		0-0-0		0-0-0		0-0-0
3-4-0		0-0-0		0-0-0		NON-CONFERENCE		0-1-0		0-2-0		3-1-0
1-1-0		0-0-0		0-0-0		HOME		0-0-0		0-0-0		1-1-0
2-3-0		0-0-0		0-0-		AWAY		0-1-0		0-2-0		2-0-0
0-0-0		0-0-0		0-0-0		NEUTRAL		0-0-0		0-0-0		0-0-0
3-1-0		0-0-0		0-0-0		CONFERENCE		0-0-0		0-0-0		3-1-0
1-1-0		0-0-0		0-0-0		HOME		0-0-0		0-0-0		1-1-0
2-0-0		0-0-0		0-0-0		AWAY		0-0-0		0-0-0		2-0-0
0-0-0		0-0-0		0-0-0		NEUTRAL		0-0-0		0-0-0		0-0-0
RPI	S	Opponent	Score	RPI	S	Opponent	Score	RPI	S	Opponent	Score	
							</					

Non-Div. I Games:

Belmont

Average RPI Win:	271	WON-LOST	WINNING	LAST 10	STRENGTH OF	OPP. STRENGTH	TEAM	ADJ	CONF.	ADJ CONF.				
Average RPI Loss:	118	RECORD	PCT. RANK	GAMES	SCHEDULE	OF SCHEDULE	RPI	RPI	RPI	RPI				
DIV. I ONLY		7-5-0	.58333	109	5-5-0	284	193	206	.46294	205	23	23		
DIV. I NON-CONF.		6-2-0	.75	40	4-2-0	297	159	155	.49967	148	24	24		

TOTALS	RPI 1-25	RPI 26-50		W-L RECORDS		RPI 51-100		RPI 101-150		RPI 150+				
7-5-0	0-1-0	0-1-0		OVERALL		0-0-0		0-1-0		7-2-0				
4-1-0	0-0-0	0-0-0		HOME		0-0-0		0-0-0		4-1-0				
3-4-0	0-1-0	0-1-0		AWAY		0-0-0		0-1-0		3-1-0				
0-0-0	0-0-0	0-0-0		NEUTRAL		0-0-0		0-0-0		0-0-0				
6-2-0	0-1-0	0-1-0		NON-CONFERENCE		0-0-0		0-0-0		6-0-0				
3-0-0	0-0-0	0-0-0		HOME		0-0-0		0-0-0		3-0-0				
3-2-0	0-1-0	0-0-		AWAY		0-0-0		0-0-0		3-0-0				
0-0-0	0-0-0	0-0-0		NEUTRAL		0-0-0		0-0-0		0-0-0				
1-3-0	0-0-0	0-0-0		CONFERENCE		0-0-0		0-1-0		1-2-0				
1-1-0	0-0-0	0-0-0		HOME		0-0-0		0-0-0		1-1-0				
0-2-0	0-0-0	0-0-0		AWAY		0-0-0		0-1-0		0-1-0				
0-0-0	0-0-0	0-0-0		NEUTRAL		0-0-0		0-0-0		0-0-0				
RPI	S	Opponent	Score		RPI	S	Opponent	Score		RPI	S	Opponent	Score	
13	A	Florida St.	0	4	48	A	Georgia	1	2	134	A	Jacksonville	0	1
										177	A	Fla. Atlantic	3	0
										191	A	North Florida	0	4
										204	H	Belmont	0	1
										209	H	Georgia St.	1	0
										286	A	Presbyterian	4	0
										296	H	Lipscomb	3	0
										298	H	Jacksonville St.	2	0
										306	A	Ga. Southern	2	0
										322	H	Alabama St.	4	0

LAST 10 GAMES														
134	A	Jacksonville	0	1	191	A	North Florida	0	4					
13	A	Florida St.	0	4	204	H	Belmont	0	1					
48	A	Georgia	1	2	296	H	Lipscomb	3	0					
177	A	Fla. Atlantic	3	0	322	H	Alabama St.	4	0					
209	H	Georgia St.	1	0	286	A	Presbyterian	4	0					

Non-Div. I Games:

Mercer

Average RPI Win: 229		WON-LOST	WINNING	LAST 10	STRENGTH OF	OPP. STRENGTH	TEAM	ADJ	CONF.	ADJ CONF.												
Average RPI Loss: 126		RECORD	PCT. RANK	GAMES	SCHEDULE	OF SCHEDULE	RPI	RPI	RPI	RPI												
DIV. I ONLY		4-7-0	.36364	232	4-6-0	147	209	209	.46034	206	20	20										
DIV. I NON-CONF.		3-5-0	.375	215	3-4-0	103	149	169	.48472	168	21	21										
<hr/>																						
TOTALS		RPI 1-25		RPI 26-50		W-L RECORDS		RPI 51-100		RPI 101-150		RPI 150+										
4-7-0		0-1-0		0-0-0		OVERALL		1-3-0		0-0-0		3-3-0										
2-1-0		0-0-0		0-0-0		HOME		1-1-0		0-0-0		1-0-0										
2-6-0		0-1-0		0-0-0		AWAY		0-2-0		0-0-0		2-3-0										
0-0-0		0-0-0		0-0-0		NEUTRAL		0-0-0		0-0-0		0-0-0										
3-5-0		0-1-0		0-0-0		NON-CONFERENCE		1-3-0		0-0-0		2-1-0										
1-1-0		0-0-0		0-0-0		HOME		1-1-0		0-0-0		0-0-0										
2-4-0		0-1-0		0-0-		AWAY		0-2-0		0-0-0		2-1-0										
0-0-0		0-0-0		0-0-0		NEUTRAL		0-0-0		0-0-0		0-0-0										
1-2-0		0-0-0		0-0-0		CONFERENCE		0-0-0		0-0-0		1-2-0										
1-0-0		0-0-0		0-0-0		HOME		0-0-0		0-0-0		1-0-0										
0-2-0		0-0-0		0-0-0		AWAY		0-0-0		0-0-0		0-2-0										
0-0-0		0-0-0		0-0-0		NEUTRAL		0-0-0		0-0-0		0-0-0										
RPI	S	Opponent		Score		RPI	S	Opponent		Score		RPI	S	Opponent		Score						
12	A	Pepperdine		0 1								68	H	Harvard		2 1						
												75	A	Loyola Marymount		0 3						
												81	A	Cal St. Fullerton		1 3						
												84	H	Hartford		0 1						
												156	A	Monmouth		2 3						
												190	A	Columbia		0 1						
												264	H	Fairleigh Dickinson		4 1						
												274	A	Stony Brook		2 1						
												287	A	Mt. St. Mary's		0 1						
												311	A	NJIT		2 0						
<hr/>																						
LAST 10 GAMES																						
156 A Monmouth						2 3						287 A Mt. St. Mary's						0 1				
274 A Stony Brook						2 1						264 H Fairleigh Dickinson						4 1				
68 H Harvard						2 1						190 A Columbia						0 1				
12 A Pepperdine						0 1						311 A NJIT						2 0				
75 A Loyola Marymount						0 3						84 H Hartford						0 1				

Non-Div. I Games:

Long Island

Average RPI Win:	235	WON-LOST	WINNING	LAST 10	STRENGTH OF	OPP. STRENGTH	TEAM	ADJ	CONF.	ADJ CONF.	
Average RPI Loss:	133	RECORD	PCT. RANK	GAMES	SCHEDULE	OF SCHEDULE	RPI	RPI	RPI	RPI	
DIV. I ONLY	4-7-1	.375	227	4-5-1	137	207	203	.46013	207	10	10
DIV. I NON-CONF.	3-7-0	.3	253	3-5-0	94	241	209	.45106	214	10	10
<hr/>											
TOTALS	RPI 1-25	RPI 26-50		W-L RECORDS	RPI 51-100		RPI 101-150		RPI 150+		
4-7-1	0-0-0	0-2-0		OVERALL	0-1-0		0-1-0		4-3-1		
1-5-0	0-0-0	0-2-0		HOME	0-0-0		0-0-0		1-2-0		
3-2-1	0-0-0	0-0-0		AWAY	0-1-0		0-0-0		3-1-1		
0-0-0	0-0-0	0-0-0		NEUTRAL	0-0-0		0-0-0		0-0-0		
<hr/>											
3-7-0	0-0-0	0-2-0		NON-CONFERENCE	0-1-0		0-1-0		3-3-0		
1-5-0	0-0-0	0-2-0		HOME	0-0-0		0-1-0		1-2-0		
2-2-0	0-0-0	0-0-		AWAY	0-1-0		0-0-0		2-1-0		
0-0-0	0-0-0	0-0-0		NEUTRAL	0-0-0		0-0-0		0-0-0		
<hr/>											
1-0-1	0-0-0	0-0-0		CONFERENCE	0-0-0		0-0-0		1-0-1		
0-0-0	0-0-0	0-0-0		HOME	0-0-0		0-0-0		0-0-0		
1-0-1	0-0-0	0-0-0		AWAY	0-0-0		0-0-0		1-0-1		
0-0-0	0-0-0	0-0-0		NEUTRAL	0-0-0		0-0-0		0-0-0		
<hr/>											
RPI S	Opponent	Score	RPI S	Opponent	Score	RPI S	Opponent	Score	RPI S	Opponent	Score
			38 H	Iowa	1 4	66 A	St. Mary's (CA)	0 3	146 H	Liberty	1 2
			41 H	Georgetown	0 3			159 H	Bryant	0 1	
					164 A	St. Bonaventure	0 0				
					179 A	Duquesne	1 0				
					230 H	Davidson	2 4				
					235 H	Robert Morris	5 1				
					236 A	San Francisco	2 1				
					251 A	American	0 1				
					288 A	Gardner-Webb	2 1				
<hr/>											
LAST 10 GAMES											
			179 A	Duquesne	1 0	164 A	St. Bonaventure	0 0			
			230 H	Davidson	2 4	251 A	American	0 1			
			235 H	Robert Morris	5 1	146 H	Liberty	1 2			
			38 H	Iowa	1 4	288 A	Gardner-Webb	2 1			
			236 A	San Francisco	2 1	159 H	Bryant	0 1			

Non-Div. I Games:

George Washington

Average RPI Win: 240		WON-LOST	WINNING	LAST 10	STRENGTH OF		OPP. STRENGTH	TEAM	ADJ		CONF.	ADJ CONF.
Average RPI Loss: 103		RECORD	PCT. RANK	GAMES	SCHEDULE		OF SCHEDULE	RPI	RPI		RPI	RPI
DIV. I ONLY		3-8-1	.29167	262	3-5-1		108	159	211		21	21
DIV. I NON-CONF.		2-7-1	.25	269	2-4-1		111	140	216		20	20
TOTALS		RPI 1-25	RPI 26-50		W-L RECORDS		RPI 51-100		RPI 101-150		RPI 150+	
3-8-1		0-0-0	0-1-0		OVERALL		0-4-0		0-2-0		3-1-1	
2-3-0		0-0-0	0-0-0		HOME		0-1-0		0-2-0		2-0-0	
1-3-1		0-0-0	0-0-0		AWAY		0-3-0		0-0-0		1-0-1	
0-2-0		0-0-0	0-1-0		NEUTRAL		0-0-0		0-0-0		0-1-0	
2-7-1		0-0-0	0-1-0		NON-CONFERENCE		0-3-0		0-2-0		2-1-1	
1-3-0		0-0-0	0-0-0		HOME		0-1-0		0-2-0		1-0-0	
1-2-1		0-0-0	0-0-		AWAY		0-2-0		0-0-0		1-0-1	
0-2-0		0-0-0	0-1-0		NEUTRAL		0-0-0		0-0-0		0-1-0	
1-1-0		0-0-0	0-0-0		CONFERENCE		0-1-0		0-0-0		1-0-0	
1-0-0		0-0-0	0-0-0		HOME		0-0-0		0-0-0		1-0-0	
0-1-0		0-0-0	0-0-0		AWAY		0-1-0		0-0-0		0-0-0	
0-0-0		0-0-0	0-0-0		NEUTRAL		0-0-0		0-0-0		0-0-0	
RPI S	Opponent	Score	RPI S	Opponent	Score	RPI S	Opponent	Score	RPI S	Opponent	Score	
			42 N	Oregon St.	0 4	57 H	Massachusetts	1 2	104 H	Northeastern	1 2	
						68 A	Harvard	1 4	143 H	Brown	0 1	
						72 A	Oregon	0 3	159 A	Bryant	0 0	
						84 A	Hartford	0 3	200 A	Rhode Island	1 0	
									251 N	American	0 1	
									254 H	Holy Cross	2 0	
									265 H	Albany (NY)	5 3	
LAST 10 GAMES												
			84 A	Hartford	0 3	265 H	Albany (NY)	5 3				
			104 H	Northeastern	1 2	68 A	Harvard	1 4				
			200 A	Rhode Island	1 0	254 H	Holy Cross	2 0				
			42 N	Oregon St.	0 4	159 A	Bryant	0 0				
			72 A	Oregon	0 3	143 H	Brown	0 1				

Non-Div. I Games:

New Hampshire

Average RPI Win:	229	WON-LOST RECORD	WINNING PCT. RANK	LAST 10 GAMES	STRENGTH OF SCHEDULE	OPP. STRENGTH OF SCHEDULE	TEAM RPI	ADJ RPI	CONF. RPI	ADJ CONF. RPI	
Average RPI Loss:	134										
DIV. I ONLY	5-8-0	.38462	220	5-5-0	156	234	207	.45824	209	11	11
DIV. I NON-CONF.	3-6-0	.33333	238	3-3-0	212	262	264	.41998	264	11	11
<hr/>											
TOTALS	RPI 1-25	RPI 26-50		W-L RECORDS	RPI 51-100		RPI 101-150		RPI 150+		
5-8-0	0-0-0	0-1-0		OVERALL	0-1-0		2-2-0		3-4-0		
3-1-0	0-0-0	0-0-0		HOME	0-0-0		1-1-0		2-0-0		
2-6-0	0-0-0	0-1-0		AWAY	0-1-0		1-1-0		1-3-0		
0-1-0	0-0-0	0-0-0		NEUTRAL	0-0-0		0-0-0		0-1-0		
<hr/>											
3-6-0	0-0-0	0-1-0		NON-CONFERENCE	0-0-0		0-2-0		3-3-0		
2-1-0	0-0-0	0-0-0		HOME	0-0-0		0-1-0		2-0-0		
1-4-0	0-0-0	0-0-		AWAY	0-0-0		0-1-0		1-2-0		
0-1-0	0-0-0	0-0-0		NEUTRAL	0-0-0		0-0-0		0-1-0		
<hr/>											
2-2-0	0-0-0	0-0-0		CONFERENCE	0-1-0		2-0-0		0-1-0		
1-0-0	0-0-0	0-0-0		HOME	0-0-0		1-0-0		0-0-0		
1-2-0	0-0-0	0-0-0		AWAY	0-1-0		1-0-0		0-1-0		
0-0-0	0-0-0	0-0-0		NEUTRAL	0-0-0		0-0-0		0-0-0		
<hr/>											
RPI S	Opponent	Score	RPI S	Opponent	Score	RPI S	Opponent	Score	RPI S	Opponent	Score
			48 A	Georgia	1 4	52 A	William & Mary	0 3	111 A	Delaware	2 1
									113 H	Villanova	2 3
									134 A	Jacksonville	1 2
									140 H	Old Dominion	4 0
									154 A	Drexel	0 1
									175 A	UT Martin	0 2
									191 N	North Florida	1 2
									205 A	Mercer	0 1
									288 H	Gardner-Webb	4 2
									301 A	UNC Asheville	3 2
									306 H	Ga. Southern	2 1
<hr/>											
LAST 10 GAMES											
			140 H	Old Dominion	4 0	52 A	William & Mary	0 3			
			48 A	Georgia	1 4	111 A	Delaware	2 1			
			306 H	Ga. Southern	2 1	154 A	Drexel	0 1			
			134 A	Jacksonville	1 2	288 H	Gardner-Webb	4 2			
			191 N	North Florida	1 2	301 A	UNC Asheville	3 2			

Non-Div. I Games:

Georgia St.

Average RPI Win:	252	WON-LOST	WINNING	LAST 10	STRENGTH OF	OPP. STRENGTH	TEAM	ADJ	CONF.	ADJ CONF.		
Average RPI Loss:	116	RECORD	PCT. RANK	GAMES	SCHEDULE	OF SCHEDULE	RPI	RPI	RPI	RPI		
DIV. I ONLY		3-5-4	.41667	202	2-5-3	178	211	210	.45821	210	19	19
DIV. I NON-CONF.		2-4-2	.375	215	1-4-1	121	151	177	.47674	177	19	19
<hr/>												
TOTALS	RPI 1-25	RPI 26-50		W-L RECORDS		RPI 51-100		RPI 101-150		RPI 150+		
3-5-4	0-0-0	0-1-0		OVERALL		0-2-0		0-0-2		3-2-2		
3-1-2	0-0-0	0-0-0		HOME		0-0-0		0-0-1		3-1-1		
0-4-2	0-0-0	0-1-0		AWAY		0-2-0		0-0-1		0-1-1		
0-0-0	0-0-0	0-0-0		NEUTRAL		0-0-0		0-0-0		0-0-0		
2-4-2	0-0-0	0-1-0		NON-CONFERENCE		0-2-0		0-0-1		2-1-1		
2-1-1	0-0-0	0-0-0		HOME		0-0-0		0-0-0		2-1-1		
0-3-1	0-0-0	0-0-		AWAY		0-2-0		0-0-1		0-0-0		
0-0-0	0-0-0	0-0-0		NEUTRAL		0-0-0		0-0-0		0-0-0		
1-1-2	0-0-0	0-0-0		CONFERENCE		0-0-0		0-0-1		1-1-1		
1-0-1	0-0-0	0-0-0		HOME		0-0-0		0-0-1		1-0-0		
0-1-1	0-0-0	0-0-0		AWAY		0-0-0		0-0-0		0-1-1		
0-0-0	0-0-0	0-0-0		NEUTRAL		0-0-0		0-0-0		0-0-0		
RPI	S	Opponent	Score	RPI	S	Opponent	Score	RPI	S	Opponent	Score	
36	A	Virginia Tech	0 5	57	A	Massachusetts	1 2	126	H	Samford	1 1	
				68	A	Harvard	1 2	146	A	Liberty	0 0	
								191	H	North Florida	2 3	
								195	H	VCU	0 0	
								230	A	Davidson	0 1	
								238	H	Longwood	1 0	
								242	H	High Point	2 0	
								276	H	Chattanooga	8 2	
								306	A	Ga. Southern	0 0	
LAST 10 GAMES												
306	A	Ga. Southern	0 0	230	A	Davidson	0 1					
191	H	North Florida	2 3	276	H	Chattanooga	8 2					
68	A	Harvard	1 2	126	H	Samford	1 1					
57	A	Massachusetts	1 2	146	A	Liberty	0 0					
36	A	Virginia Tech	0 5	242	H	High Point	2 0					

Non-Div. I Games:

Elon

Average RPI Win: 282		WON-LOST RECORD		WINNING PCT. RANK		LAST 10 GAMES		STRENGTH OF SCHEDULE		OPP. STRENGTH OF SCHEDULE		TEAM RPI		ADJ RPI		CONF. RPI		ADJ CONF. RPI	
DIV. I ONLY		7-3-0		.7 53		6-3-0		313		285		212		.45769 211		19		19	
DIV. I NON-CONF.		6-0-0		1 1		5-0-0		318		299		141		.50481 139		19		19	
TOTALS		RPI 1-25		RPI 26-50		W-L RECORDS		RPI 51-100		RPI 101-150		RPI 150+							
7-3-0		0-0-0		0-0-0		OVERALL		0-1-0		0-1-0		7-1-0							
5-1-0		0-0-0		0-0-0		HOME		0-0-0		0-0-0		5-1-0							
2-2-0		0-0-0		0-0-0		AWAY		0-1-0		0-1-0		2-0-0							
0-0-0		0-0-0		0-0-0		NEUTRAL		0-0-0		0-0-0		0-0-0							
6-0-0		0-0-0		0-0-0		NON-CONFERENCE		0-0-0		0-0-0		6-0-0							
4-0-0		0-0-0		0-0-0		HOME		0-0-0		0-0-0		4-0-0							
2-0-0		0-0-0		0-0-		AWAY		0-0-0		0-0-0		2-0-0							
0-0-0		0-0-0		0-0-0		NEUTRAL		0-0-0		0-0-0		0-0-0							
1-3-0		0-0-0		0-0-0		CONFERENCE		0-1-0		0-1-0		1-1-0							
1-1-0		0-0-0		0-0-0		HOME		0-0-0		0-0-0		1-1-0							
0-2-0		0-0-0		0-0-0		AWAY		0-1-0		0-1-0		0-0-0							
0-0-0		0-0-0		0-0-0		NEUTRAL		0-0-0		0-0-0		0-0-0							
RPI	S	Opponent		Score	RPI	S	Opponent		Score	RPI	S	Opponent		Score					
							95 A Western Caro.		1 2	150 A Appalachian St.				0 1					
										163 H East Tenn. St.				2 1					
										230 H Davidson				1 3					
										280 H Francis Marion				1 0					
										286 A Presbyterian				4 0					
										301 H UNC Asheville				5 0					
										306 H Ga. Southern				2 1					
										319 A S.C. Upstate				3 0					
										322 H Alabama St.				7 0					
LAST 10 GAMES																			
							150 A Appalachian St.		0 1	95 A Western Caro.				1 2					
							301 H UNC Asheville		5 0	230 H Davidson				1 3					
							286 A Presbyterian		4 0	306 H Ga. Southern				2 1					
							319 A S.C. Upstate		3 0	280 H Francis Marion				1 0					
							163 H East Tenn. St.		2 1	322 H Alabama St.				7 0					

Non-Div. I Games:

Wofford

Average RPI Win:	262	WON-LOST RECORD	WINNING PCT. RANK	LAST 10 GAMES	STRENGTH OF SCHEDULE	OPP. STRENGTH OF SCHEDULE	TEAM RPI	ADJ RPI	CONF. RPI	ADJ CONF. RPI			
DIV. I ONLY		6-5-1	.54167 133	6-3-1	285	151	214	.45751 212	28	28			
DIV. I NON-CONF.		4-5-1	.45 189	4-3-1	256	148	220	.44764 219	27	27			
<hr/>													
TOTALS	RPI 1-25	RPI 26-50		W-L RECORDS	RPI 51-100		RPI 101-150		RPI 150+				
6-5-1	0-0-0	0-1-0		OVERALL	0-2-0		0-1-0		6-1-1				
4-1-0	0-0-0	0-0-0		HOME	0-0-0		0-0-0		4-1-0				
2-3-1	0-0-0	0-1-0		AWAY	0-2-0		0-0-0		2-0-1				
0-1-0	0-0-0	0-0-0		NEUTRAL	0-0-0		0-1-0		0-0-0				
<hr/>													
4-5-1	0-0-0	0-1-0		NON-CONFERENCE	0-2-0		0-1-0		4-1-1				
2-1-0	0-0-0	0-0-0		HOME	0-0-0		0-0-0		2-1-0				
2-3-1	0-0-0	0-0-		AWAY	0-2-0		0-0-0		2-0-1				
0-1-0	0-0-0	0-0-0		NEUTRAL	0-0-0		0-1-0		0-0-0				
<hr/>													
2-0-0	0-0-0	0-0-0		CONFERENCE	0-0-0		0-0-0		2-0-0				
2-0-0	0-0-0	0-0-0		HOME	0-0-0		0-0-0		2-0-0				
0-0-0	0-0-0	0-0-0		AWAY	0-0-0		0-0-0		0-0-0				
0-0-0	0-0-0	0-0-0		NEUTRAL	0-0-0		0-0-0		0-0-0				
<hr/>													
RPI S	Opponent	Score	RPI S	Opponent	Score	RPI S	Opponent	Score	RPI S	Opponent	Score		
			37 A	Kansas	1 2	85 A	Minnesota	0 5	103 N	Western Mich.	0 2		
						93 A	Iowa St.	0 1	153 H	Creighton	0 1		
									183 H	Oral Roberts	2 0		
									262 A	Drake	1 0		
									263 H	Green Bay	1 0		
									273 H	North Dakota	5 1		
									275 A	UNI	2 2		
									289 A	Northern Ill.	3 0		
									303 H	Southern Utah	2 0		
<hr/>													
LAST 10 GAMES													
303 H Southern Utah					2	0	183 H Oral Roberts					2	0
37 A Kansas					1	2	275 A UNI					2	2
262 A Drake					1	0	93 A Iowa St.					0	1
103 N Western Mich.					0	2	273 H North Dakota					5	1
289 A Northern Ill.					3	0	263 H Green Bay					1	0

Non-Div. I Games:

South Dakota St.

UMKC

Average RPI Win: 223		WON-LOST	WINNING	LAST 10	STRENGTH OF	OPP. STRENGTH	TEAM	ADJ	CONF.	ADJ CONF.		
Average RPI Loss: 122		RECORD	PCT. RANK	GAMES	SCHEDULE	OF SCHEDULE	RPI	RPI	RPI	RPI		
DIV. I ONLY		4-5-2	.45455	186	4-5-1	213	185	208	.45722	213	28	28
DIV. I NON-CONF.		2-5-2	.33333	238	2-5-1	194	167	230	.43674	233	27	27

TOTALS		RPI 1-25		RPI 26-50		W-L RECORDS		RPI 51-100		RPI 101-150		RPI 150+
4-5-2		0-0-0		0-0-0		OVERALL		1-2-0		0-1-0		3-2-2
3-1-2		0-0-0		0-0-0		HOME		0-0-0		0-0-0		3-1-2
1-4-0		0-0-0		0-0-0		AWAY		1-2-0		0-1-0		0-1-0
0-0-0		0-0-0		0-0-0		NEUTRAL		0-0-0		0-0-0		0-0-0
2-5-2		0-0-0		0-0-0		NON-CONFERENCE		1-2-0		0-1-0		1-2-2
1-1-2		0-0-0		0-0-0		HOME		0-0-0		0-0-0		1-1-2
1-4-0		0-0-0		0-0-		AWAY		1-2-0		0-1-0		0-1-0
0-0-0		0-0-0		0-0-0		NEUTRAL		0-0-0		0-0-0		0-0-0
2-0-0		0-0-0		0-0-0		CONFERENCE		0-0-0		0-0-0		2-0-0
2-0-0		0-0-0		0-0-0		HOME		0-0-0		0-0-0		2-0-0
0-0-0		0-0-0		0-0-0		AWAY		0-0-0		0-0-0		0-0-0
0-0-0		0-0-0		0-0-0		NEUTRAL		0-0-0		0-0-0		0-0-0
RPI	S	Opponent	Score	RPI	S	Opponent	Score	RPI	S	Opponent	Score	
						62 A Missouri	0 3			130 A Saint Louis	1 3	
						88 A Missouri St.	1 2			153 H Creighton	0 2	
						98 A FIU	3 2			177 A Fla. Atlantic	0 4	
										219 H Western Ill.	2 1	
										253 H Youngstown St.	1 1	
										262 H Drake	0 0	
										284 H Neb. Omaha	2 1	
										291 H IUPUI	2 1	
LAST 10 GAMES												
						219 H Western Ill.	2 1			291 H IUPUI	2 1	
						262 H Drake	0 0			284 H Neb. Omaha	2 1	
						177 A Fla. Atlantic	0 4			62 A Missouri	0 3	
						98 A FIU	3 2			88 A Missouri St.	1 2	
						153 H Creighton	0 2			130 A Saint Louis	1 3	

Non-Div. I Games: Rockhurst

0 0

UMKC

Average RPI Win: 249		WON-LOST	WINNING	LAST 10	STRENGTH OF	OPP. STRENGTH	TEAM	ADJ	CONF.	ADJ CONF.				
Average RPI Loss: 121		RECORD	PCT. RANK	GAMES	SCHEDULE	OF SCHEDULE	RPI	RPI	RPI	RPI				
DIV. I ONLY		6-5-1	.54167	133	5-3-1	278	196	218	.45599	214	18	18		
DIV. I NON-CONF.		6-4-1	.59091	122	5-2-1	295	195	208	.45692	208	18	18		
<hr/>														
TOTALS		RPI 1-25		RPI 26-50		W-L RECORDS		RPI 51-100		RPI 101-150		RPI 150+		
6-5-1		0-0-0		0-1-0		OVERALL		0-2-0		1-1-0		5-1-1		
4-1-0		0-0-0		0-0-0		HOME		0-1-0		1-0-0		3-0-0		
1-4-1		0-0-0		0-1-0		AWAY		0-1-0		0-1-0		1-1-1		
1-0-0		0-0-0		0-0-0		NEUTRAL		0-0-0		0-0-0		1-0-0		
6-4-1		0-0-0		0-1-0		NON-CONFERENCE		0-2-0		1-0-0		5-1-1		
4-1-0		0-0-0		0-0-0		HOME		0-1-0		1-0-0		3-0-0		
1-3-1		0-0-0		0-0-		AWAY		0-1-0		0-0-0		1-1-1		
1-0-0		0-0-0		0-0-0		NEUTRAL		0-0-0		0-0-0		1-0-0		
0-1-0		0-0-0		0-0-0		CONFERENCE		0-0-0		0-1-0		0-0-0		
0-0-0		0-0-0		0-0-0		HOME		0-0-0		0-0-0		0-0-0		
0-1-0		0-0-0		0-0-0		AWAY		0-0-0		0-1-0		0-0-0		
0-0-0		0-0-0		0-0-0		NEUTRAL		0-0-0		0-0-0		0-0-0		
RPI	S	Opponent		Score	RPI	S	Opponent		Score	RPI	S	Opponent		Score
					46	A	Texas Tech		0 1	89	H	New Mexico		0 4
										100	A	UTEP		0 2
										127	H	UALR		3 0
										136	A	Louisiana Tech		0 1
										201	H	Northern Colo.		1 0
										232	A	Weber St.		0 3
										257	H	Houston Baptist		2 0
										293	N	Tennessee Tech		1 0
										294	A	Idaho St.		1 1
										298	A	Jacksonville St.		2 1
										320	H	Prairie View		4 0

Non-Div. I Games: Embry-Riddle (AZ) 7 0

New Mexico St.

Average RPI Win:	113	WON-LOST	WINNING	LAST 10	STRENGTH OF	OPP. STRENGTH	TEAM	ADJ	CONF.	ADJ CONF.		
Average RPI Loss:	92	RECORD	PCT. RANK	GAMES	SCHEDULE	OF SCHEDULE	RPI	RPI	RPI	RPI		
DIV. I ONLY		1-7-1	.16667	303	1-7-1	57	141	215	.45541	215	12	12
DIV. I NON-CONF.		1-5-1	.21429	288	1-5-1	13	153	142	.50403	140	12	12
<hr/>												
TOTALS	RPI 1-25	RPI 26-50		W-L RECORDS		RPI 51-100		RPI 101-150		RPI 150+		
1-7-1	0-0-0	0-1-0		OVERALL		0-3-0		1-2-0		0-1-1		
0-2-1	0-0-0	0-0-0		HOME		0-1-0		0-1-0		0-0-1		
1-5-0	0-0-0	0-1-0		AWAY		0-2-0		1-1-0		0-1-0		
0-0-0	0-0-0	0-0-0		NEUTRAL		0-0-0		0-0-0		0-0-0		
1-5-1	0-0-0	0-1-0		NON-CONFERENCE		0-3-0		1-1-0		0-0-1		
0-1-1	0-0-0	0-0-0		HOME		0-1-0		0-0-0		0-0-1		
1-4-0	0-0-0	0-0-		AWAY		0-2-0		1-1-0		0-0-0		
0-0-0	0-0-0	0-0-0		NEUTRAL		0-0-0		0-0-0		0-0-0		
0-2-0	0-0-0	0-0-0		CONFERENCE		0-0-0		0-1-0		0-1-0		
0-1-0	0-0-0	0-0-0		HOME		0-0-0		0-1-0		0-0-0		
0-1-0	0-0-0	0-0-0		AWAY		0-0-0		0-0-0		0-1-0		
0-0-0	0-0-0	0-0-0		NEUTRAL		0-0-0		0-0-0		0-0-0		
RPI	S	Opponent	Score	RPI	S	Opponent	Score	RPI	S	Opponent	Score	
				43	A	Long Beach St.	1 3	52	A	William & Mary	0 2	
								55	H	La Salle	0 1	
								87	A	Seton Hall	1 2	
								110	A	Cal St. Northridge	1 3	
								113	A	Villanova	2 1	
								135	H	Yale	0 2	
								161	A	Dartmouth	0 1	
								169	H	Lafayette	2 2	
LAST 10 GAMES												
				161	A	Dartmouth	0 1	135	H	Yale	0 2	
				87	A	Seton Hall	1 2	169	H	Lafayette	2 2	
				110	A	Cal St. Northridge	1 3	55	H	La Salle	0 1	
				43	A	Long Beach St.	1 3	52	A	William & Mary	0 2	
								113	A	Villanova	2 1	

Non-Div. I Games:

Princeton

Average RPI Win: 248		WON-LOST	WINNING	LAST 10	STRENGTH OF	OPP. STRENGTH	TEAM	ADJ	CONF.	ADJ CONF.						
Average RPI Loss: 79		RECORD	PCT. RANK	GAMES	SCHEDULE	OF SCHEDULE	RPI	RPI	RPI	RPI						
DIV. I ONLY		1-11-0	.08333	314	1-9-0	22	118	216	.45411	216	5	5				
DIV. I NON-CONF.		1-6-0	.14286	300	1-4-0	5	187	143	.50117	146	5	5				
<hr/>																
TOTALS		RPI 1-25	RPI 26-50		W-L RECORDS		RPI 51-100		RPI 101-150		RPI 150+					
1-11-0		0-4-0	0-1-0		OVERALL		0-2-0		0-2-0		1-2-0					
1-4-0		0-1-0	0-0-0		HOME		0-0-0		0-2-0		1-1-0					
0-7-0		0-3-0	0-1-0		AWAY		0-2-0		0-0-0		0-1-0					
0-0-0		0-0-0	0-0-0		NEUTRAL		0-0-0		0-0-0		0-0-0					
1-6-0		0-3-0	0-0-0		NON-CONFERENCE		0-1-0		0-1-0		1-1-0					
1-2-0		0-1-0	0-0-0		HOME		0-0-0		0-1-0		1-0-0					
0-4-0		0-2-0	0-0-		AWAY		0-1-0		0-0-0		0-1-0					
0-0-0		0-0-0	0-0-0		NEUTRAL		0-0-0		0-0-0		0-0-0					
0-5-0		0-1-0	0-1-0		CONFERENCE		0-1-0		0-1-0		0-1-0					
0-2-0		0-0-0	0-0-0		HOME		0-0-0		0-1-0		0-1-0					
0-3-0		0-1-0	0-1-0		AWAY		0-1-0		0-0-0		0-0-0					
0-0-0		0-0-0	0-0-0		NEUTRAL		0-0-0		0-0-0		0-0-0					
RPI	S	Opponent		Score	RPI	S	Opponent		Score	RPI	S	Opponent		Score		
5	A	Stanford		0 6	26	A	Ohio St.		0 2	66	A	St. Mary's (CA)		2 3		
17	H	Dayton		1 2						92	A	Nebraska		1 3		
21	A	Penn St.		0 4												
22	A	Marquette		0 1												
<hr/>																
LAST 10 GAMES																
118 H Indiana					0 1	26 A Ohio St.					0 2					
174 H Purdue					1 2	21 A Penn St.					0 4					
5 A Stanford					0 6	92 A Nebraska					1 3					
66 A St. Mary's (CA)					2 3	248 H Loyola (IL)					3 0					
17 H Dayton					1 2	189 A Illinois St.					1 2					

Non-Div. I Games:

Northwestern

Average RPI Win:		249	WON-LOST RECORD		WINNING PCT. RANK		LAST 10 GAMES		STRENGTH OF SCHEDULE		OPP. STRENGTH OF SCHEDULE		TEAM RPI		ADJ RPI		CONF. RPI		ADJ CONF. RPI	
DIV. I ONLY			5-6-0	.45455	186	5-5-0			246		136		219		.45373	217	22		22	
DIV. I NON-CONF.			5-5-0	.5	148	5-4-0			241		101		184		.47301	182	26		26	
TOTALS		RPI 1-25		RPI 26-50			W-L RECORDS			RPI 51-100			RPI 101-150			RPI 150+				
5-6-0		0-3-0		0-0-0			OVERALL			0-0-0			1-1-0			4-2-0				
3-2-0		0-0-0		0-0-0			HOME			0-0-0			1-1-0			2-1-0				
2-4-0		0-3-0		0-0-0			AWAY			0-0-0			0-0-0			2-1-0				
0-0-0		0-0-0		0-0-0			NEUTRAL			0-0-0			0-0-0			0-0-0				
5-5-0		0-3-0		0-0-0			NON-CONFERENCE			0-0-0			1-1-0			4-1-0				
3-1-0		0-0-0		0-0-0			HOME			0-0-0			1-1-0			2-0-0				
2-4-0		0-3-0		0-0-			AWAY			0-0-0			0-0-0			2-1-0				
0-0-0		0-0-0		0-0-0			NEUTRAL			0-0-0			0-0-0			0-0-0				
0-1-0		0-0-0		0-0-0			CONFERENCE			0-0-0			0-0-0			0-1-0				
0-1-0		0-0-0		0-0-0			HOME			0-0-0			0-0-0			0-1-0				
0-0-0		0-0-0		0-0-0			AWAY			0-0-0			0-0-0			0-0-0				
0-0-0		0-0-0		0-0-0			NEUTRAL			0-0-0			0-0-0			0-0-0				
RPI	S	Opponent		Score		RPI	S	Opponent		Score		RPI	S	Opponent		Score				
18	A	LSU		0	1							127	H	UALR		1	2			
19	A	Texas A&M		0	9							136	H	Louisiana Tech		2	1			
24	A	Rice		0	3							224	A	La.-Lafayette		2	0			
												246	A	La.-Monroe		3	0			
												257	A	Houston Baptist		0	2			
												270	H	Lamar		0	1			
												317	H	Texas Southern		8	0			
												320	H	Prairie View		1	0			

Non-Div. I Games:

McNeese St.

Average RPI Win:		0	WON-LOST RECORD		WINNING PCT. RANK	LAST 10 GAMES	STRENGTH OF SCHEDULE		OPP. STRENGTH OF SCHEDULE	TEAM RPI	ADJ RPI	CONF. RPI	ADJ CONF. RPI
Average RPI Loss:		79											
DIV. I ONLY			0-9-2		.09091 311	0-7-2	39		90	222	.45366 218	4	4
DIV. I NON-CONF.			0-7-1		.0625 309	0-5-1	52		72	229	.44199 224	4	4
TOTALS		RPI 1-25	RPI 26-50		W-L RECORDS		RPI 51-100		RPI 101-150		RPI 150+		
0-9-2		0-2-0	0-0-1		OVERALL		0-3-0		0-3-0		0-1-1		
0-2-1		0-0-0	0-0-1		HOME		0-1-0		0-0-0		0-1-0		
0-5-1		0-2-0	0-0-0		AWAY		0-1-0		0-2-0		0-0-1		
0-2-0		0-0-0	0-0-0		NEUTRAL		0-1-0		0-1-0		0-0-0		
0-7-1		0-1-0	0-0-1		NON-CONFERENCE		0-3-0		0-2-0		0-1-0		
0-2-1		0-0-0	0-0-1		HOME		0-1-0		0-0-0		0-1-0		
0-3-0		0-1-0	0-0-		AWAY		0-1-0		0-1-0		0-0-0		
0-2-0		0-0-0	0-0-0		NEUTRAL		0-1-0		0-1-0		0-0-0		
0-2-1		0-1-0	0-0-0		CONFERENCE		0-0-0		0-1-0		0-0-1		
0-0-0		0-0-0	0-0-0		HOME		0-0-0		0-0-0		0-0-0		
0-2-1		0-1-0	0-0-0		AWAY		0-0-0		0-1-0		0-0-1		
0-0-0		0-0-0	0-0-0		NEUTRAL		0-0-0		0-0-0		0-0-0		
RPI S	Opponent	Score	RPI S	Opponent	Score	RPI S	Opponent	Score	RPI S	Opponent	Score		
5 A	Stanford	0 7	46 H	Texas Tech	0 0	54 H	South Carolina	0 1	106 N	Oklahoma	2 4		
12 A	Pepperdine	0 2				62 N	Missouri	0 1	112 A	San Diego St.	0 1		
						65 A	BYU	0 2	125 A	Utah	1 3		
									168 H	Pacific	0 3		
									182 A	Colorado	2 2		
LAST 10 GAMES													
125 A	Utah	1 3	5 A	Stanford	0 7								
182 A	Colorado	2 2	46 H	Texas Tech	0 0								
65 A	BYU	0 2	168 H	Pacific	0 3								
54 H	South Carolina	0 1	106 N	Oklahoma	2 4								
12 A	Pepperdine	0 2	62 N	Missouri	0 1								

Non-Div. I Games:

Arizona

Average RPI Win: 278		WON-LOST RECORD		WINNING PCT. RANK		LAST 10 GAMES		STRENGTH OF SCHEDULE		OPP. STRENGTH OF SCHEDULE		TEAM RPI		ADJ RPI		CONF. RPI		ADJ CONF. RPI					
DIV. I ONLY		4-5-0		.44444 196		3-4-0		195		265		216		.45311 219		28		28					
DIV. I NON-CONF.		4-3-0		.57143 128		3-2-0		114		252		122		.51733 124		27		27					
TOTALS		RPI 1-25		RPI 26-50		W-L RECORDS		RPI 51-100		RPI 101-150		RPI 150+											
4-5-0		0-1-0		0-1-0		OVERALL		0-0-0		0-0-0		4-3-0											
0-0-0		0-0-0		0-0-0		HOME		0-0-0		0-0-0		0-0-0											
4-5-0		0-1-0		0-1-0		AWAY		0-0-0		0-0-0		4-3-0											
0-0-0		0-0-0		0-0-0		NEUTRAL		0-0-0		0-0-0		0-0-0											
4-3-0		0-1-0		0-1-0		NON-CONFERENCE		0-0-0		0-0-0		4-1-0											
0-0-0		0-0-0		0-0-0		HOME		0-0-0		0-0-0		0-0-0											
4-3-0		0-1-0		0-0-		AWAY		0-0-0		0-0-0		4-1-0											
0-0-0		0-0-0		0-0-0		NEUTRAL		0-0-0		0-0-0		0-0-0											
0-2-0		0-0-0		0-0-0		CONFERENCE		0-0-0		0-0-0		0-2-0											
0-0-0		0-0-0		0-0-0		HOME		0-0-0		0-0-0		0-0-0											
0-2-0		0-0-0		0-0-0		AWAY		0-0-0		0-0-0		0-2-0											
0-0-0		0-0-0		0-0-0		NEUTRAL		0-0-0		0-0-0		0-0-0											
RPI	S	Opponent		Score		RPI	S	Opponent		Score		RPI	S	Opponent		Score							
9	A	Milwaukee		0 4		38	A	Iowa		1 6		213	A	UMKC		1 2							
												261	A	Eastern Ill.		0 1							
												262	A	Drake		1 0							
												263	A	Green Bay		1 0							
												278	A	SIU Edwardsville		2 1							
												297	A	South Dakota		1 2							
												310	A	Mississippi Val.		3 0							
LAST 10 GAMES																							
213 A UMKC						1 2						9 A Milwaukee						0 4					
297 A South Dakota						1 2						263 A Green Bay						1 0					
38 A Iowa						1 6						261 A Eastern Ill.						0 1					
310 A Mississippi Val.						3 0						262 A Drake						1 0					
												278 A SIU Edwardsville						2 1					

Non-Div. I Games: St. Ambrose 1 0 Grand View 7 2

Western Ill.

Average RPI Win: 243		WON-LOST RECORD		WINNING PCT. RANK		LAST 10 GAMES		STRENGTH OF SCHEDULE		OPP. STRENGTH OF SCHEDULE		TEAM RPI		ADJ RPI		CONF. RPI		ADJ CONF. RPI	
DIV. I ONLY		2-6-2		.3 258		2-5-2		90		252		213		.45178 220		24		24	
DIV. I NON-CONF.		2-4-1		.35714 232		2-3-1		137		264		215		.44879 216		23		22	
TOTALS		RPI 1-25		RPI 26-50		W-L RECORDS		RPI 51-100		RPI 101-150		RPI 150+							
2-6-2		0-0-0		0-0-0		OVERALL		0-2-0		0-2-1		2-2-1							
1-3-1		0-0-0		0-0-0		HOME		0-1-0		0-1-0		1-1-1							
1-0-1		0-0-0		0-0-0		AWAY		0-0-0		0-0-1		1-0-0							
0-3-0		0-0-0		0-0-0		NEUTRAL		0-1-0		0-1-0		0-1-0							
2-4-1		0-0-0		0-0-0		NON-CONFERENCE		0-1-0		0-1-1		2-2-0							
1-1-0		0-0-0		0-0-0		HOME		0-0-0		0-0-0		1-1-0							
1-0-1		0-0-0		0-0-		AWAY		0-0-0		0-0-1		1-0-0							
0-3-0		0-0-0		0-0-0		NEUTRAL		0-1-0		0-1-0		0-1-0							
0-2-1		0-0-0		0-0-0		CONFERENCE		0-1-0		0-1-0		0-0-1							
0-2-1		0-0-0		0-0-0		HOME		0-1-0		0-1-0		0-0-1							
0-0-0		0-0-0		0-0-0		AWAY		0-0-0		0-0-0		0-0-0							
0-0-0		0-0-0		0-0-0		NEUTRAL		0-0-0		0-0-0		0-0-0							
RPI	S	Opponent		Score		RPI	S	Opponent		Score		RPI	S	Opponent		Score			

Non-Div. I Games: Bellarmine 1 2

Murray St.

Average RPI Win:		268	WON-LOST RECORD		WINNING PCT. RANK		LAST 10 GAMES		STRENGTH OF SCHEDULE		OPP. STRENGTH OF SCHEDULE		TEAM RPI		ADJ RPI		CONF. RPI		ADJ CONF. RPI					
DIV. I ONLY			3-8-0		.27273		265		3-7-0		129		133		225		.4503		221		28		28	
DIV. I NON-CONF.			2-8-0		.2		290		2-7-0		104		108		226		.44153		226		27		27	
TOTALS		RPI 1-25		RPI 26-50		W-L RECORDS		RPI 51-100		RPI 101-150		RPI 150+												
3-8-0		0-2-0		0-1-0		OVERALL		0-1-0		0-2-0		3-2-0												
3-3-0		0-1-0		0-0-0		HOME		0-0-0		0-0-0		3-2-0												
0-5-0		0-1-0		0-1-0		AWAY		0-1-0		0-2-0		0-0-0												
0-0-0		0-0-0		0-0-0		NEUTRAL		0-0-0		0-0-0		0-0-0												
2-8-0		0-2-0		0-1-0		NON-CONFERENCE		0-1-0		0-2-0		2-2-0												
2-3-0		0-1-0		0-0-0		HOME		0-0-0		0-0-0		2-2-0												
0-5-0		0-1-0		0-0-		AWAY		0-1-0		0-2-0		0-0-0												
0-0-0		0-0-0		0-0-0		NEUTRAL		0-0-0		0-0-0		0-0-0												
1-0-0		0-0-0		0-0-0		CONFERENCE		0-0-0		0-0-0		1-0-0												
1-0-0		0-0-0		0-0-0		HOME		0-0-0		0-0-0		1-0-0												
0-0-0		0-0-0		0-0-0		AWAY		0-0-0		0-0-0		0-0-0												
0-0-0		0-0-0		0-0-0		NEUTRAL		0-0-0		0-0-0		0-0-0												
RPI	S	Opponent		Score		RPI	S	Opponent		Score		RPI	S	Opponent		Score								
10	H	Kentucky		0	3	49	A	Michigan		1	3	53	A	Michigan St.		0	1							
17	A	Dayton		1	2									118 A Indiana		0	1							
														128 A Detroit		1	3							
														151 H UC Santa Barbara		0	2							
														157 H Butler		2	3							
														225 H Pittsburgh		3	0							
														279 H IPFW		1	0							
														300 H Eastern Mich.		1	0							
LAST 10 GAMES																								
						279	H	IPFW		1	0	157	H	Butler		2	3							
						17	A	Dayton		1	2	225	H	Pittsburgh		3	0							
						128	A	Detroit		1	3	151	H	UC Santa Barbara		0	2							
						118	A	Indiana		0	1	300	H	Eastern Mich.		1	0							
						49	A	Michigan		1	3	53	A	Michigan St.		0	1							

Non-Div. I Games:

Oakland

Average RPI Win:	261	WON-LOST	WINNING	LAST 10	STRENGTH OF	OPP. STRENGTH	TEAM	ADJ	CONF.	ADJ CONF.							
Average RPI Loss:	170	RECORD	PCT. RANK	GAMES	SCHEDULE	OF SCHEDULE	RPI	RPI	RPI	RPI							
DIV. I ONLY	7-5-0	.58333	109	6-4-0	291	249	221	.45022	222	22	22						
DIV. I NON-CONF.	6-4-0	.6	118	5-3-0	308	191	236	.43632	234	26	26						
<hr/>																	
TOTALS	RPI 1-25	RPI 26-50		W-L RECORDS		RPI 51-100		RPI 101-150		RPI 150+							
7-5-0	0-0-0	0-0-0		OVERALL		0-2-0		1-0-0		6-3-0							
4-2-0	0-0-0	0-0-0		HOME		0-1-0		1-0-0		3-1-0							
3-3-0	0-0-0	0-0-0		AWAY		0-1-0		0-0-0		3-2-0							
0-0-0	0-0-0	0-0-0		NEUTRAL		0-0-0		0-0-0		0-0-0							
<hr/>																	
6-4-0	0-0-0	0-0-0		NON-CONFERENCE		0-2-0		1-0-0		5-2-0							
3-1-0	0-0-0	0-0-0		HOME		0-1-0		1-0-0		2-0-0							
3-3-0	0-0-0	0-0-		AWAY		0-1-0		0-0-0		3-2-0							
0-0-0	0-0-0	0-0-0		NEUTRAL		0-0-0		0-0-0		0-0-0							
<hr/>																	
1-1-0	0-0-0	0-0-0		CONFERENCE		0-0-0		0-0-0		1-1-0							
1-1-0	0-0-0	0-0-0		HOME		0-0-0		0-0-0		1-1-0							
0-0-0	0-0-0	0-0-0		AWAY		0-0-0		0-0-0		0-0-0							
0-0-0	0-0-0	0-0-0		NEUTRAL		0-0-0		0-0-0		0-0-0							
<hr/>																	
RPI S	Opponent	Score	RPI S	Opponent	Score	RPI S	Opponent	Score	RPI S	Opponent	Score						
						82 H	Tulsa	0 2	127 H	UALR	1 0						
						86 A	TCU	0 1	202 H	Southeastern La.	1 3						
									224 A	La.-Lafayette	0 1						
									229 H	Southern Miss.	2 0						
									246 A	La.-Monroe	4 2						
									257 A	Houston Baptist	0 2						
									283 H	Nicholls St.	2 0						
									302 A	Jackson St.	2 0						
									317 H	Texas Southern	8 2						
									320 A	Prairie View	2 1						
						<hr/>											
									LAST 10 GAMES								
			283 H Nicholls St.			2 0	86 A TCU			0 1							
			202 H Southeastern La.			1 3	229 H Southern Miss.			2 0							
			317 H Texas Southern			8 2	82 H Tulsa			0 2							
			320 A Prairie View			2 1	302 A Jackson St.			2 0							
			127 H UALR			1 0	257 A Houston Baptist			0 2							

Non-Div. I Games:

Northwestern St.

Average RPI Win: 263		WON-LOST	WINNING	LAST 10	STRENGTH OF	OPP. STRENGTH	TEAM	ADJ	CONF.	ADJ CONF.		
Average RPI Loss: 121		RECORD	PCT. RANK	GAMES	SCHEDULE	OF SCHEDULE	RPI	RPI	RPI	RPI		
DIV. I ONLY		2-9-0	.18182	298	2-7-0	50	264	223	.44948	223	12	12
DIV. I NON-CONF.		2-7-0	.22222	281	2-5-0	46	263	204	.46248	205	12	12
<hr/>												
TOTALS		RPI 1-25		RPI 26-50		W-L RECORDS		RPI 51-100		RPI 101-150		RPI 150+
2-9-0		0-0-0		0-1-0		OVERALL		0-3-0		0-2-0		2-3-0
2-5-0		0-0-0		0-1-0		HOME		0-1-0		0-1-0		2-2-0
0-3-0		0-0-0		0-0-0		AWAY		0-1-0		0-1-0		0-1-0
0-1-0		0-0-0		0-0-0		NEUTRAL		0-1-0		0-0-0		0-0-0
2-7-0		0-0-0		0-1-0		NON-CONFERENCE		0-2-0		0-2-0		2-2-0
2-4-0		0-0-0		0-1-0		HOME		0-1-0		0-1-0		2-1-0
0-2-0		0-0-0		0-0-		AWAY		0-0-0		0-1-0		0-1-0
0-1-0		0-0-0		0-0-0		NEUTRAL		0-1-0		0-0-0		0-0-0
0-2-0		0-0-0		0-0-0		CONFERENCE		0-1-0		0-0-0		0-1-0
0-1-0		0-0-0		0-0-0		HOME		0-0-0		0-0-0		0-1-0
0-1-0		0-0-0		0-0-0		AWAY		0-1-0		0-0-0		0-0-0
0-0-0		0-0-0		0-0-0		NEUTRAL		0-0-0		0-0-0		0-0-0
RPI	S	Opponent		Score		RPI	S	Opponent		Score		
						29	H	Maryland	0	4		
						55	H	La Salle	0	2		
						74	A	Penn	1	2		
						84	N	Hartford	0	2		
						109	H	Colgate	0	3		
						121	A	Marist	0	2		
						171	A	Fordham	3	4		
						190	H	Columbia	1	3		
						245	H	Binghamton	1	0		
						259	H	Bucknell	0	1		
						281	H	Niagara	2	0		
<hr/>												
LAST 10 GAMES												
74	A	Penn	1	2		55	H	La Salle	0	2		
281	H	Niagara	2	0		84	N	Hartford	0	2		
190	H	Columbia	1	3		121	A	Marist	0	2		
109	H	Colgate	0	3		245	H	Binghamton	1	0		
29	H	Maryland	0	4		259	H	Bucknell	0	1		

Non-Div. I Games:

Cornell

Average RPI Win: 270		WON-LOST RECORD		WINNING PCT. RANK		LAST 10 GAMES		STRENGTH OF SCHEDULE		OPP. STRENGTH OF SCHEDULE		TEAM RPI		ADJ RPI		CONF. RPI		ADJ CONF. RPI	
DIV. I ONLY		4-8-1		.34615 243		3-7-0		118		294		220		.44883 224		13		13	
DIV. I NON-CONF.		4-4-1		.5 148		3-3-0		226		285		211		.45305 212		14		14	
TOTALS		RPI 1-25		RPI 26-50		W-L RECORDS		RPI 51-100		RPI 101-150		RPI 150+							
4-8-1		0-1-0		0-1-0		OVERALL		0-0-0		0-3-0		4-3-1							
3-4-1		0-1-0		0-1-0		HOME		0-0-0		0-1-0		3-1-1							
1-4-0		0-0-0		0-0-0		AWAY		0-0-0		0-2-0		1-2-0							
0-0-0		0-0-0		0-0-0		NEUTRAL		0-0-0		0-0-0		0-0-0							
4-4-1		0-1-0		0-0-0		NON-CONFERENCE		0-0-0		0-1-0		4-2-1							
3-2-1		0-1-0		0-0-0		HOME		0-0-0		0-0-0		3-1-1							
1-2-0		0-0-0		0-0-		AWAY		0-0-0		0-1-0		1-1-0							
0-0-0		0-0-0		0-0-0		NEUTRAL		0-0-0		0-0-0		0-0-0							
0-4-0		0-0-0		0-1-0		CONFERENCE		0-0-0		0-2-0		0-1-0							
0-2-0		0-0-0		0-1-0		HOME		0-0-0		0-1-0		0-0-0							
0-2-0		0-0-0		0-0-0		AWAY		0-0-0		0-1-0		0-1-0							
0-0-0		0-0-0		0-0-0		NEUTRAL		0-0-0		0-0-0		0-0-0							
RPI S	Opponent	Score		RPI S	Opponent	Score		RPI S	Opponent	Score		RPI S	Opponent	Score					
18 H	LSU	0	3	45 H	Denver	1	2					122 H	North Texas	0	4				
												129 A	Houston	0	2				
												139 A	South Ala.	0	3				
												202 H	Southeastern La.	1	1				
												217 H	McNeese St.	0	2				
												222 H	Northwestern St.	1	0				
												229 H	Southern Miss.	3	2				
												231 A	Troy	0	2				
												283 A	Nicholls St.	1	2				
												310 A	Mississippi Val.	3	0				
												320 H	Prairie View	3	0				
LAST 10 GAMES																			

Non-Div. I Games:

La.-Lafayette

Average RPI Win: 226		WON-LOST	WINNING	LAST 10	STRENGTH OF	OPP. STRENGTH	TEAM	ADJ	CONF.	ADJ CONF.			
Average RPI Loss: 125		RECORD	PCT. RANK	GAMES	SCHEDULE	OF SCHEDULE	RPI	RPI	RPI	RPI			
DIV. I ONLY		4-6-0	.4	214	2-5-0		215	165	229	.4479	226	23	23
DIV. I NON-CONF.		3-3-0	.5	148	1-2-0		206	88	167	.48658	164	24	24
TOTALS		RPI 1-25	RPI 26-50		W-L RECORDS		RPI 51-100		RPI 101-150		RPI 150+		
4-6-0		0-1-0	0-0-0		OVERALL		0-1-0		1-2-0		3-2-0		
3-2-0		0-0-0	0-0-0		HOME		0-0-0		1-1-0		2-1-0		
1-4-0		0-1-0	0-0-0		AWAY		0-1-0		0-1-0		1-1-0		
0-0-0		0-0-0	0-0-0		NEUTRAL		0-0-0		0-0-0		0-0-0		
3-3-0		0-1-0	0-0-0		NON-CONFERENCE		0-1-0		1-1-0		2-0-0		
2-1-0		0-0-0	0-0-0		HOME		0-0-0		1-1-0		1-0-0		
1-2-0		0-1-0	0-0-		AWAY		0-1-0		0-0-0		1-0-0		
0-0-0		0-0-0	0-0-0		NEUTRAL		0-0-0		0-0-0		0-0-0		
1-3-0		0-0-0	0-0-0		CONFERENCE		0-0-0		0-1-0		1-2-0		
1-1-0		0-0-0	0-0-0		HOME		0-0-0		0-0-0		1-1-0		
0-2-0		0-0-0	0-0-0		AWAY		0-0-0		0-1-0		0-1-0		
0-0-0		0-0-0	0-0-0		NEUTRAL		0-0-0		0-0-0		0-0-0		
RPI S	Opponent	Score		RPI S	Opponent	Score		RPI S	Opponent	Score			
15 A	Auburn	0 4						78 A	Alabama	1 7			
								107 H	Col. of Charleston	1 0			
								126 H	Samford	1 4			
								134 A	Jacksonville	0 1			
								184 H	UAB	4 1			
								191 A	North Florida	0 1			
								204 H	Belmont	1 2			
								296 H	Lipscomb	4 0			
								316 A	Alabama A&M	8 0			
				LAST 10 GAMES									
				191 A	North Florida	0 1		204 H	Belmont	1 2			
				134 A	Jacksonville	0 1		184 H	UAB	4 1			
				296 H	Lipscomb	4 0		126 H	Samford	1 4			
				316 A	Alabama A&M	8 0		15 A	Auburn	0 4			
				78 A	Alabama	1 7		107 H	Col. of Charleston	1 0			

Non-Div. I Games: West Fla. 1 1 Clayton St. 2 0

Kennesaw St.

Average RPI Win:	278	WON-LOST RECORD	WINNING PCT. RANK	LAST 10 GAMES		STRENGTH OF SCHEDULE	OPP. STRENGTH OF SCHEDULE	TEAM RPI	ADJ RPI	CONF. RPI	ADJ CONF. RPI
DIV. I ONLY		5-5-0	.5 150	5-5-0		228	310	226	.44787	227	29 29
DIV. I NON-CONF.		4-4-0	.5 148	4-4-0		253	305	234	.43896	231	29 29
<hr/>											
TOTALS	RPI 1-25		RPI 26-50	W-L RECORDS		RPI 51-100		RPI 101-150		RPI 150+	
5-5-0	0-0-0		0-0-0	OVERALL		0-1-0		0-2-0		5-2-0	
4-1-0	0-0-0		0-0-0	HOME		0-0-0		0-1-0		4-0-0	
1-4-0	0-0-0		0-0-0	AWAY		0-1-0		0-1-0		1-2-0	
0-0-0	0-0-0		0-0-0	NEUTRAL		0-0-0		0-0-0		0-0-0	
4-4-0	0-0-0		0-0-0	NON-CONFERENCE		0-1-0		0-1-0		4-2-0	
4-0-0	0-0-0		0-0-0	HOME		0-0-0		0-0-0		4-0-0	
0-4-0	0-0-0		0-0-	AWAY		0-1-0		0-1-0		0-2-0	
0-0-0	0-0-0		0-0-0	NEUTRAL		0-0-0		0-0-0		0-0-0	
1-1-0	0-0-0		0-0-0	CONFERENCE		0-0-0		0-1-0		1-0-0	
0-1-0	0-0-0		0-0-0	HOME		0-0-0		0-1-0		0-0-0	
1-0-0	0-0-0		0-0-0	AWAY		0-0-0		0-0-0		1-0-0	
0-0-0	0-0-0		0-0-0	NEUTRAL		0-0-0		0-0-0		0-0-0	
<hr/>											
RPI S	Opponent	Score	RPI S	Opponent	Score	RPI S	Opponent	Score	RPI S	Opponent	Score
						95 A	Western Caro.	0 4	107 A	Col. of Charleston	0 1
									145 H	Campbell	1 4
									163 H	East Tenn. St.	2 1
									249 A	Citadel	1 2
									280 A	Francis Marion	1 2
									288 A	Gardner-Webb	7 2
									306 H	Ga. Southern	3 1
									314 H	South Carolina St.	4 2
									319 H	S.C. Upstate	6 0
<hr/>											
			LAST 10 GAMES								
			145 H Campbell			1 4	163 H East Tenn. St.			2 1	
			288 A Gardner-Webb			7 2	95 A Western Caro.			0 4	
			314 H South Carolina St.			4 2	319 H S.C. Upstate			6 0	
			249 A Citadel			1 2	280 A Francis Marion			1 2	
			306 H Ga. Southern			3 1	107 A Col. of Charleston			0 1	

Non-Div. I Games:

Winthrop

Average RPI Win: 239		WON-LOST RECORD	WINNING PCT. RANK		LAST 10 GAMES	STRENGTH OF SCHEDULE		OPP. STRENGTH OF SCHEDULE		TEAM RPI	ADJ RPI		CONF. RPI	ADJ CONF. RPI	
Average RPI Loss: 114															
DIV. I ONLY		5-7-0	.41667	202	4-6-0	235		158		230	.44588	228	11	11	
DIV. I NON-CONF.		5-3-0	.625	94	4-2-0	268		177		166	.48597	165	11	11	
TOTALS		RPI 1-25		RPI 26-50		W-L RECORDS		RPI 51-100		RPI 101-150		RPI 150+			
5-7-0		0-0-0		0-2-0		OVERALL		0-1-0		2-2-0		3-2-0			
2-2-0		0-0-0		0-0-0		HOME		0-0-0		1-0-0		1-2-0			
3-5-0		0-0-0		0-2-0		AWAY		0-1-0		1-2-0		2-0-0			
0-0-0		0-0-0		0-0-0		NEUTRAL		0-0-0		0-0-0		0-0-0			
5-3-0		0-0-0		0-2-0		NON-CONFERENCE		0-0-0		2-0-0		3-1-0			
2-1-0		0-0-0		0-0-0		HOME		0-0-0		1-0-0		1-1-0			
3-2-0		0-0-0		0-0-		AWAY		0-0-0		1-0-0		2-0-0			
0-0-0		0-0-0		0-0-0		NEUTRAL		0-0-0		0-0-0		0-0-0			
0-4-0		0-0-0		0-0-0		CONFERENCE		0-1-0		0-2-0		0-1-0			
0-1-0		0-0-0		0-0-0		HOME		0-0-0		0-0-0		0-1-0			
0-3-0		0-0-0		0-0-0		AWAY		0-1-0		0-2-0		0-0-0			
0-0-0		0-0-0		0-0-0		NEUTRAL		0-0-0		0-0-0		0-0-0			
RPI	S	Opponent	Score	RPI	S	Opponent	Score	RPI	S	Opponent	Score	RPI	S	Opponent	Score
				27	A	North Carolina St.	1 3	52	A	William & Mary	0 5	102	A	James Madison	0 1
				41	A	Georgetown	1 4					140	A	Old Dominion	1 2
												145	A	Campbell	2 1
												148	H	Loyola Maryland	2 0
												195	H	VCU	0 4
												242	H	High Point	1 2
												287	H	Mt. St. Mary's	5 0
												308	A	UMBC	3 1
												309	A	Delaware St.	2 1
LAST 10 GAMES															
				195	H	VCU	0 4	52	A	William & Mary	0 5				
				102	A	James Madison	0 1	27	A	North Carolina St.	1 3				
				140	A	Old Dominion	1 2	145	A	Campbell	2 1				
				242	H	High Point	1 2	287	H	Mt. St. Mary's	5 0				
				309	A	Delaware St.	2 1	308	A	UMBC	3 1				

Non-Div. I Games:

Towson

Average RPI Win:	264	WON-LOST	WINNING	LAST 10	STRENGTH OF	OPP. STRENGTH	TEAM	ADJ	CONF.	ADJ CONF.	
Average RPI Loss:	160	RECORD	PCT. RANK	GAMES	SCHEDULE	OF SCHEDULE	RPI	RPI	RPI	RPI	
DIV. I ONLY	3-7-3	.34615	243	2-6-2	160	242	228	.44574	229	8	8
DIV. I NON-CONF.	3-4-2	.44444	191	2-3-1	214	274	218	.44426	220	8	8
<hr/>											
TOTALS	RPI 1-25	RPI 26-50		W-L RECORDS		RPI 51-100		RPI 101-150		RPI 150+	
3-7-3	0-0-0	0-0-0		OVERALL		0-3-1		0-1-1		3-3-1	
2-2-2	0-0-0	0-0-0		HOME		0-1-0		0-1-1		2-0-1	
0-4-1	0-0-0	0-0-0		AWAY		0-2-1		0-0-0		0-2-0	
1-1-0	0-0-0	0-0-0		NEUTRAL		0-0-0		0-0-0		1-1-0	
<hr/>											
3-4-2	0-0-0	0-0-0		NON-CONFERENCE		0-1-0		0-0-1		3-3-1	
2-0-2	0-0-0	0-0-0		HOME		0-0-0		0-0-1		2-0-1	
0-3-0	0-0-0	0-0-		AWAY		0-1-0		0-0-0		0-2-0	
1-1-0	0-0-0	0-0-0		NEUTRAL		0-0-0		0-0-0		1-1-0	
<hr/>											
0-3-1	0-0-0	0-0-0		CONFERENCE		0-2-1		0-1-0		0-0-0	
0-2-0	0-0-0	0-0-0		HOME		0-1-0		0-1-0		0-0-0	
0-1-1	0-0-0	0-0-0		AWAY		0-1-1		0-0-0		0-0-0	
0-0-0	0-0-0	0-0-0		NEUTRAL		0-0-0		0-0-0		0-0-0	
<hr/>											
RPI S	Opponent	Score	RPI S	Opponent	Score	RPI S	Opponent	Score	RPI S	Opponent	Score
						80 A	SMU	1 3	105 H	Colorado Col.	0 3
						82 A	Tulsa	0 0	136 H	Louisiana Tech	0 0
						96 A	Ole Miss	0 2	188 H	Mississippi St.	0 0
						100 H	UTEP	1 3	202 H	Southeastern La.	3 1
									222 A	Northwestern St.	0 2
									224 A	La.-Lafayette	2 3
									292 N	Ark.-Pine Bluff	2 1
									296 N	Lipscomb	1 3
									298 H	Jacksonville St.	2 0
						<hr/>					
			LAST 10 GAMES								
			100 H	UTEP	1 3	82 A	Tulsa	0 0			
			105 H	Colorado Col.	0 3	222 A	Northwestern St.	0 2			
			80 A	SMU	1 3	188 H	Mississippi St.	0 0			
			202 H	Southeastern La.	3 1	292 N	Ark.-Pine Bluff	2 1			
			224 A	La.-Lafayette	2 3	296 N	Lipscomb	1 3			

Non-Div. I Games:

Southern Miss.

Average RPI Win: 232		WON-LOST	WINNING	LAST 10	STRENGTH OF	OPP. STRENGTH	TEAM	ADJ	CONF.	ADJ CONF.		
Average RPI Loss: 138		RECORD	PCT. RANK	GAMES	SCHEDULE	OF SCHEDULE	RPI	RPI	RPI	RPI		
DIV. I ONLY		4-6-2	.41667	202	3-6-1	232	177	231	.44552	230	19	19
DIV. I NON-CONF.		2-4-2	.375	215	1-4-1	278	155	265	.42117	260	19	19
<hr/>												
TOTALS		RPI 1-25		RPI 26-50		W-L RECORDS		RPI 51-100		RPI 101-150		RPI 150+
4-6-2		0-0-0		0-0-0		OVERALL		0-3-0		0-1-0		4-2-2
2-4-2		0-0-0		0-0-0		HOME		0-2-0		0-1-0		2-1-2
2-2-0		0-0-0		0-0-0		AWAY		0-1-0		0-0-0		2-1-0
0-0-0		0-0-0		0-0-0		NEUTRAL		0-0-0		0-0-0		0-0-0
<hr/>												
2-4-2		0-0-0		0-0-0		NON-CONFERENCE		0-3-0		0-0-0		2-1-2
1-3-2		0-0-0		0-0-0		HOME		0-2-0		0-0-0		1-1-2
1-1-0		0-0-0		0-0-		AWAY		0-1-0		0-0-0		1-0-0
0-0-0		0-0-0		0-0-0		NEUTRAL		0-0-0		0-0-0		0-0-0
<hr/>												
2-2-0		0-0-0		0-0-0		CONFERENCE		0-0-0		0-1-0		2-1-0
1-1-0		0-0-0		0-0-0		HOME		0-0-0		0-1-0		1-0-0
1-1-0		0-0-0		0-0-0		AWAY		0-0-0		0-0-0		1-1-0
0-0-0		0-0-0		0-0-0		NEUTRAL		0-0-0		0-0-0		0-0-0
<hr/>												
RPI	S	Opponent	Score	RPI	S	Opponent	Score	RPI	S	Opponent	Score	
						90 H Fla. Gulf Coast	1 2			108 H UNC Greensboro	0 1	
						94 H East Carolina	1 2			165 A Furman	0 3	
						99 A Navy	0 1			167 H Charlotte	1 1	
										180 H Providence	2 2	
										207 A George Washington	4 2	
										210 H Elon	1 0	
										211 A Wofford	3 1	
										269 H UNC Wilmington	1 2	
										301 H UNC Asheville	8 1	
<hr/>												
LAST 10 GAMES												
						108 H UNC Greensboro	0 1			165 A Furman	0 3	
						210 H Elon	1 0			167 H Charlotte	1 1	
						211 A Wofford	3 1			99 A Navy	0 1	
						94 H East Carolina	1 2			207 A George Washington	4 2	
						90 H Fla. Gulf Coast	1 2			269 H UNC Wilmington	1 2	

Non-Div. I Games:

Davidson

Average RPI Win: 281		WON-LOST RECORD	WINNING PCT. RANK	LAST 10 GAMES	STRENGTH OF SCHEDULE	OPP. STRENGTH OF SCHEDULE	TEAM RPI	ADJ RPI		CONF. RPI	ADJ CONF. RPI		
Average RPI Loss: 154													
DIV. I ONLY		7-5-1	.57692 117	6-3-1	306	206	233	.44481	231	13	13		
DIV. I NON-CONF.		5-3-1	.61111 106	4-1-1	305	250	231	.4396	230	14	14		
<hr/>													
TOTALS		RPI 1-25		RPI 26-50		W-L RECORDS		RPI 51-100		RPI 101-150		RPI 150+	
7-5-1		0-0-0		0-0-0		OVERALL		0-1-0		0-2-0		7-2-1	
5-0-0		0-0-0		0-0-0		HOME		0-0-0		0-0-0		5-0-0	
1-4-1		0-0-0		0-0-0		AWAY		0-1-0		0-1-0		1-2-1	
1-1-0		0-0-0		0-0-0		NEUTRAL		0-0-0		0-1-0		1-0-0	
5-3-1		0-0-0		0-0-0		NON-CONFERENCE		0-0-0		0-2-0		5-1-1	
3-0-0		0-0-0		0-0-0		HOME		0-0-0		0-0-0		3-0-0	
1-2-1		0-0-0		0-0-		AWAY		0-0-0		0-1-0		1-1-1	
1-1-0		0-0-0		0-0-0		NEUTRAL		0-0-0		0-1-0		1-0-0	
2-2-0		0-0-0		0-0-0		CONFERENCE		0-1-0		0-0-0		2-1-0	
2-0-0		0-0-0		0-0-0		HOME		0-0-0		0-0-0		2-0-0	
0-2-0		0-0-0		0-0-0		AWAY		0-1-0		0-0-0		0-1-0	
0-0-0		0-0-0		0-0-0		NEUTRAL		0-0-0		0-0-0		0-0-0	
RPI	S	Opponent		Score	RPI	S	Opponent		Score	RPI	S	Opponent	Score
							98 A FIU		0 3	136 A		Louisiana Tech	0 1
										137 N		Austin Peay	1 2
										177 A		Fla. Atlantic	1 2
										188 A		Mississippi St.	1 1
										220 A		Murray St.	0 1
										224 H		La.-Lafayette	2 0
										246 H		La.-Monroe	4 0
										283 H		Nicholls St.	1 0
										286 N		Presbyterian	3 1
										298 H		Jacksonville St.	3 2
										305 H		Alcorn St.	7 0
										322 A		Alabama St.	5 0
<hr/>													
LAST 10 GAMES													
		177 A Fla. Atlantic		1 2			246 H La.-Monroe		4 0				
		98 A FIU		0 3			298 H Jacksonville St.		3 2				
		224 H La.-Lafayette		2 0			188 A Mississippi St.		1 1				
		305 H Alcorn St.		7 0			286 N Presbyterian		3 1				
		283 H Nicholls St.		1 0			137 N Austin Peay		1 2				

Non-Div. I Games:

Troy

Average RPI Win:	235	WON-LOST	WINNING	LAST 10	STRENGTH OF	OPP. STRENGTH	TEAM	ADJ	CONF.	ADJ CONF.	
Average RPI Loss:	133	RECORD	PCT. RANK	GAMES	SCHEDULE	OF SCHEDULE	RPI	RPI	RPI	RPI	
DIV. I ONLY	3-8-0	.27273	265	3-7-0	105	240	232	.44387	232	30	30
DIV. I NON-CONF.	2-8-0	.2	290	2-7-0	75	221	224	.43972	229	30	30
<hr/>											
TOTALS	RPI 1-25	RPI 26-50		W-L RECORDS	RPI 51-100		RPI 101-150		RPI 150+		
3-8-0	0-0-0	0-2-0		OVERALL	0-1-0		0-2-0		3-3-0		
1-1-0	0-0-0	0-0-0		HOME	0-1-0		0-0-0		1-0-0		
2-7-0	0-0-0	0-2-0		AWAY	0-0-0		0-2-0		2-3-0		
0-0-0	0-0-0	0-0-0		NEUTRAL	0-0-0		0-0-0		0-0-0		
<hr/>											
2-8-0	0-0-0	0-2-0		NON-CONFERENCE	0-1-0		0-2-0		2-3-0		
1-1-0	0-0-0	0-0-0		HOME	0-1-0		0-0-0		1-0-0		
1-7-0	0-0-0	0-0-		AWAY	0-0-0		0-2-0		1-3-0		
0-0-0	0-0-0	0-0-0		NEUTRAL	0-0-0		0-0-0		0-0-0		
<hr/>											
1-0-0	0-0-0	0-0-0		CONFERENCE	0-0-0		0-0-0		1-0-0		
0-0-0	0-0-0	0-0-0		HOME	0-0-0		0-0-0		0-0-0		
1-0-0	0-0-0	0-0-0		AWAY	0-0-0		0-0-0		1-0-0		
0-0-0	0-0-0	0-0-0		NEUTRAL	0-0-0		0-0-0		0-0-0		
<hr/>											
RPI	S	Opponent	Score	RPI	S	Opponent	Score	RPI	S	Opponent	Score
				35	A	Baylor	0 1	79	H	Utah St.	0 1
				39	A	Washington St.	1 3				
								125	A	Utah	0 1
								149	A	Gonzaga	0 1
								176	A	Wyoming	0 1
								186	A	UTSA	0 2
								196	A	Utah Valley	1 0
								214	H	New Mexico St.	3 0
								277	A	Air Force	0 1
								294	A	Idaho St.	1 0
<hr/>											
LAST 10 GAMES											
				294	A	Idaho St.	1 0	214	H	New Mexico St.	3 0
				35	A	Baylor	0 1	125	A	Utah	0 1
				186	A	UTSA	0 2	176	A	Wyoming	0 1
				149	A	Gonzaga	0 1	277	A	Air Force	0 1
				196	A	Utah Valley	1 0	39	A	Washington St.	1 3

Non-Div. I Games:

Weber St.

Average RPI Win: 231		WON-LOST RECORD	WINNING PCT. RANK		LAST 10 GAMES	STRENGTH OF SCHEDULE	OPP. STRENGTH OF SCHEDULE	TEAM RPI	ADJ RPI	CONF. RPI	ADJ CONF. RPI				
Average RPI Loss: 134															
DIV. I ONLY		3-5-1	.38889	217	3-5-1	197	224	234	.44306	233	21	21			
DIV. I NON-CONF.		3-3-1	.5	148	3-3-1	240	230	206	.45738	207	20	20			
<hr/>															
TOTALS		RPI 1-25		RPI 26-50		W-L RECORDS		RPI 51-100		RPI 101-150		RPI 150+			
3-5-1		0-0-0		0-1-0		OVERALL		0-1-0		0-0-0		3-3-1			
2-2-1		0-0-0		0-1-0		HOME		0-0-0		0-0-0		2-1-1			
1-3-0		0-0-0		0-0-0		AWAY		0-1-0		0-0-0		1-2-0			
0-0-0		0-0-0		0-0-0		NEUTRAL		0-0-0		0-0-0		0-0-0			
3-3-1		0-0-0		0-0-0		NON-CONFERENCE		0-1-0		0-0-0		3-2-1			
2-0-1		0-0-0		0-0-0		HOME		0-0-0		0-0-0		2-0-1			
1-3-0		0-0-0		0-0-		AWAY		0-1-0		0-0-0		1-2-0			
0-0-0		0-0-0		0-0-0		NEUTRAL		0-0-0		0-0-0		0-0-0			
0-2-0		0-0-0		0-1-0		CONFERENCE		0-0-0		0-0-0		0-1-0			
0-2-0		0-0-0		0-1-0		HOME		0-0-0		0-0-0		0-1-0			
0-0-0		0-0-0		0-0-0		AWAY		0-0-0		0-0-0		0-0-0			
0-0-0		0-0-0		0-0-0		NEUTRAL		0-0-0		0-0-0		0-0-0			
RPI	S	Opponent	Score	RPI	S	Opponent	Score	RPI	S	Opponent	Score				
				31	H	Boston U.	1 2	57	A	Massachusetts	0 1	161	A	Dartmouth	0 1
												178	A	Sacred Heart	3 4
												200	H	Rhode Island	1 0
												240	H	Charleston So.	1 0
												245	H	Binghamton	0 3
												254	A	Holy Cross	1 0
												307	H	Iona	1 1
<hr/>															
LAST 10 GAMES															
				31	H	Boston U.	1 2	57	A	Massachusetts	0 1				
				245	H	Binghamton	0 3	200	H	Rhode Island	1 0				
				161	A	Dartmouth	0 1	254	A	Holy Cross	1 0				
				240	H	Charleston So.	1 0	307	H	Iona	1 1				
								178	A	Sacred Heart	3 4				

Non-Div. I Games:

Maine

Average RPI Win:	197	WON-LOST	WINNING	LAST 10	STRENGTH OF	OPP. STRENGTH	TEAM	ADJ	CONF.	ADJ CONF.					
Average RPI Loss:	176	RECORD	PCT. RANK	GAMES	SCHEDULE	OF SCHEDULE	RPI	RPI	RPI	RPI					
DIV. I ONLY	4-9-0	.30769	256	3-6-0	99	288	224	.44255	234	16	16				
DIV. I NON-CONF.	3-6-0	.33333	238	2-3-0	165	284	241	.4287	247	16	16				
<hr/>															
TOTALS	RPI 1-25	RPI 26-50		W-L RECORDS		RPI 51-100		RPI 101-150		RPI 150+					
4-9-0	0-0-0	0-0-0		OVERALL		0-1-0		2-3-0		2-5-0					
1-5-0	0-0-0	0-0-0		HOME		0-0-0		0-2-0		1-3-0					
3-4-0	0-0-0	0-0-0		AWAY		0-1-0		2-1-0		1-2-0					
0-0-0	0-0-0	0-0-0		NEUTRAL		0-0-0		0-0-0		0-0-0					
<hr/>															
3-6-0	0-0-0	0-0-0		NON-CONFERENCE		0-1-0		1-1-0		2-4-0					
1-3-0	0-0-0	0-0-0		HOME		0-0-0		0-1-0		1-2-0					
2-3-0	0-0-0	0-0-		AWAY		0-1-0		1-0-0		1-2-0					
0-0-0	0-0-0	0-0-0		NEUTRAL		0-0-0		0-0-0		0-0-0					
<hr/>															
1-3-0	0-0-0	0-0-0		CONFERENCE		0-0-0		1-2-0		0-1-0					
0-2-0	0-0-0	0-0-0		HOME		0-0-0		0-1-0		0-1-0					
1-1-0	0-0-0	0-0-0		AWAY		0-0-0		1-1-0		0-0-0					
0-0-0	0-0-0	0-0-0		NEUTRAL		0-0-0		0-0-0		0-0-0					
<hr/>															
RPI	S	Opponent	Score	RPI	S	Opponent	Score	RPI	S	Opponent	Score				
				53 A Michigan St.				0	2	115 A Buffalo		2	1		
										128 H Detroit	0	3			
										132 A Kent St.	0	1			
										142 A Cleveland St.	1	0			
										147 H Toledo	0	1			
										162 H Ball St.	0	2			
										189 A Illinois St.	2	5			
										243 H Valparaiso	0	4			
										248 A Loyola (IL)	0	1			
										253 A Youngstown St.	2	1			
										279 H IPFW	1	0			
										281 H Niagara	1	2			
				<hr/>											
								LAST 10 GAMES							
				162 H Ball St.				0	2	243 H Valparaiso				0	4
				147 H Toledo				0	1	279 H IPFW				1	0
				132 A Kent St.				0	1	253 A Youngstown St.				2	1
				115 A Buffalo				2	1	53 A Michigan St.				0	2
				142 A Cleveland St.				1	0	281 H Niagara				1	2

Non-Div. I Games:

Bowling Green

Average RPI Win:	242	WON-LOST RECORD	WINNING PCT. RANK	LAST 10 GAMES	STRENGTH OF SCHEDULE	OPP. STRENGTH OF SCHEDULE	TEAM RPI	ADJ RPI	CONF. RPI	ADJ CONF. RPI		
DIV. I ONLY		7-4-1	.625	85	5-4-1	316	180	236	.44202	235	20	20
DIV. I NON-CONF.		6-3-1	.65	82	4-3-1	319	164	249	.43034	245	21	21
<hr/>												
TOTALS	RPI 1-25	RPI 26-50			W-L RECORDS		RPI 51-100		RPI 101-150		RPI 150+	
7-4-1	0-0-0	0-0-0			OVERALL		1-0-0		0-1-0		6-3-1	
2-1-0	0-0-0	0-0-0			HOME		0-0-0		0-1-0		2-0-0	
3-3-1	0-0-0	0-0-0			AWAY		0-0-0		0-0-0		3-3-1	
2-0-0	0-0-0	0-0-0			NEUTRAL		1-0-0		0-0-0		1-0-0	
<hr/>												
6-3-1	0-0-0	0-0-0			NON-CONFERENCE		1-0-0		0-1-0		5-2-1	
1-1-0	0-0-0	0-0-0			HOME		0-0-0		0-1-0		1-0-0	
3-2-1	0-0-0	0-0-			AWAY		0-0-0		0-0-0		3-2-1	
2-0-0	0-0-0	0-0-0			NEUTRAL		1-0-0		0-0-0		1-0-0	
<hr/>												
1-1-0	0-0-0	0-0-0			CONFERENCE		0-0-0		0-0-0		1-1-0	
1-0-0	0-0-0	0-0-0			HOME		0-0-0		0-0-0		1-0-0	
0-1-0	0-0-0	0-0-0			AWAY		0-0-0		0-0-0		0-1-0	
0-0-0	0-0-0	0-0-0			NEUTRAL		0-0-0		0-0-0		0-0-0	
<hr/>												
RPI	S	Opponent	Score	RPI	S	Opponent	Score	RPI	S	Opponent	Score	
				71 N Syracuse 1 0				142 H Cleveland St. 2 3				
								170 A Saint Francis (PA) 0 1				
								178 H Sacred Heart 1 0				
								179 A Duquesne 2 2				
								207 A George Washington 1 5				
								251 A American 2 1				
								253 A Youngstown St. 0 1				
								281 H Niagara 5 1				
								282 A Howard 4 1				
								313 A Saint Peter's 1 0				
								315 N Eastern Wash. 3 1				
LAST 10 GAMES												
178 H Sacred Heart 1 0				313 A Saint Peter's 1 0								
170 A Saint Francis (PA) 0 1				207 A George Washington 1 5								
179 A Duquesne 2 2				251 A American 2 1								
282 A Howard 4 1				253 A Youngstown St. 0 1								
142 H Cleveland St. 2 3				281 H Niagara 5 1								

Non-Div. I Games:

Robert Morris

Average RPI Win: 229		WON-LOST	WINNING	LAST 10	STRENGTH OF		OPP. STRENGTH	TEAM	ADJ	CONF.	ADJ CONF.						
Average RPI Loss: 116		RECORD	PCT. RANK	GAMES	SCHEDULE		OF SCHEDULE	RPI	RPI	RPI	RPI						
DIV. I ONLY		3-8-0	.27273	265	3-7-0		140	160	237	.44157	236	6	6				
DIV. I NON-CONF.		3-8-0	.27273	267	3-7-0		133	161	222	.44157	225	6	6				
<hr/>																	
TOTALS		RPI 1-25		RPI 26-50		W-L RECORDS		RPI 51-100		RPI 101-150		RPI 150+					
3-8-0		0-1-0		0-2-0		OVERALL		0-1-0		1-2-0		2-2-0					
1-3-0		0-1-0		0-0-0		HOME		0-0-0		0-1-0		1-1-0					
1-4-0		0-0-0		0-1-0		AWAY		0-1-0		0-1-0		1-1-0					
1-1-0		0-0-0		0-1-0		NEUTRAL		0-0-0		1-0-0		0-0-0					
3-8-0		0-1-0		0-2-0		NON-CONFERENCE		0-1-0		1-2-0		2-2-0					
1-3-0		0-1-0		0-0-0		HOME		0-0-0		0-1-0		1-1-0					
1-4-0		0-0-0		0-0-		AWAY		0-1-0		0-1-0		1-1-0					
1-1-0		0-0-0		0-1-0		NEUTRAL		0-0-0		1-0-0		0-0-0					
0-0-0		0-0-0		0-0-0		CONFERENCE		0-0-0		0-0-0		0-0-0					
0-0-0		0-0-0		0-0-0		HOME		0-0-0		0-0-0		0-0-0					
0-0-0		0-0-0		0-0-0		AWAY		0-0-0		0-0-0		0-0-0					
0-0-0		0-0-0		0-0-0		NEUTRAL		0-0-0		0-0-0		0-0-0					
RPI	S	Opponent		Score		RPI	S	Opponent		Score		RPI	S	Opponent		Score	
23	H	California		1	6	45	N	Denver		1	3	76	A	Fresno St.		0	3
						47	A	Washington		2	4						
							</										

Non-Div. I Games:

San Francisco

Average RPI Win: 236		WON-LOST	WINNING	LAST 10	STRENGTH OF		OPP. STRENGTH	TEAM	ADJ	CONF.	ADJ CONF.
Average RPI Loss: 100		RECORD	PCT. RANK	GAMES	SCHEDULE		OF SCHEDULE	RPI	RPI	RPI	RPI
DIV. I ONLY		4-6-2	.41667	202	4-3-2		261	125	241	.44126	237
DIV. I NON-CONF.		2-6-1	.27778	262	2-3-1		224	76	261	.42482	256
TOTALS		RPI 1-25	RPI 26-50		W-L RECORDS		RPI 51-100		RPI 101-150		RPI 150+
4-6-2		0-1-0	0-0-0		OVERALL		0-3-0		0-1-0		4-1-2
1-3-1		0-0-0	0-0-0		HOME		0-1-0		0-1-0		1-1-1
3-3-1		0-1-0	0-0-0		AWAY		0-2-0		0-0-0		3-0-1
0-0-0		0-0-0	0-0-0		NEUTRAL		0-0-0		0-0-0		0-0-0
2-6-1		0-1-0	0-0-0		NON-CONFERENCE		0-3-0		0-1-0		2-1-1
1-3-1		0-0-0	0-0-0		HOME		0-1-0		0-1-0		1-1-1
1-3-0		0-1-0	0-0-		AWAY		0-2-0		0-0-0		1-0-0
0-0-0		0-0-0	0-0-0		NEUTRAL		0-0-0		0-0-0		0-0-0
2-0-1		0-0-0	0-0-0		CONFERENCE		0-0-0		0-0-0		2-0-1
0-0-0		0-0-0	0-0-0		HOME		0-0-0		0-0-0		0-0-0
2-0-1		0-0-0	0-0-0		AWAY		0-0-0		0-0-0		2-0-1
0-0-0		0-0-0	0-0-0		NEUTRAL		0-0-0		0-0-0		0-0-0
RPI S	Opponent	Score		RPI S	Opponent	Score		RPI S	Opponent	Score	
10 A	Kentucky	1	2					73 H	Louisville	0	5
								91 A	Wright St.	0	1
								97 A	Xavier	0	1
								128 H	Detroit	0	1
								152 H	Miami (OH)	2	1
								197 A	Morehead St.	1	0
								199 H	Marshall	0	4
								288 H	Gardner-Webb	1	1
								293 A	Tennessee Tech	2	1
								298 A	Jacksonville St.	1	1
								301 A	UNC Asheville	4	0
LAST 10 GAMES											
	298 A Jacksonville St.	1	1		128 H Detroit	0	1				
	293 A Tennessee Tech	2	1		199 H Marshall	0	4				
	197 A Morehead St.	1	0		288 H Gardner-Webb	1	1				
	97 A Xavier	0	1		301 A UNC Asheville	4	0				
	91 A Wright St.	0	1		152 H Miami (OH)	2	1				

Non-Div. I Games:

Eastern Ky.

Average RPI Win: 300		WON-LOST RECORD		WINNING PCT. RANK		LAST 10 GAMES		STRENGTH OF SCHEDULE		OPP. STRENGTH OF SCHEDULE		TEAM RPI		ADJ RPI		CONF. RPI		ADJ CONF. RPI	
DIV. I ONLY		4-5-3		.45833 178		3-5-2		233		276		235		.4403 238		27		27	
DIV. I NON-CONF.		4-5-3		.45833 185		3-5-2		227		271		221		.4403 227		28		28	
TOTALS		RPI 1-25		RPI 26-50		W-L RECORDS		RPI 51-100		RPI 101-150		RPI 150+							
4-5-3		0-0-0		0-0-0		OVERALL		0-0-1		0-1-2		4-4-0							
3-3-0		0-0-0		0-0-0		HOME		0-0-0		0-1-0		3-2-0							
1-2-3		0-0-0		0-0-0		AWAY		0-0-1		0-0-2		1-2-0							
0-0-0		0-0-0		0-0-0		NEUTRAL		0-0-0		0-0-0		0-0-0							
4-5-3		0-0-0		0-0-0		NON-CONFERENCE		0-0-1		0-1-2		4-4-0							
3-3-0		0-0-0		0-0-0		HOME		0-0-0		0-1-0		3-2-0							
1-2-3		0-0-0		0-0-		AWAY		0-0-1		0-0-2		1-2-0							
0-0-0		0-0-0		0-0-0		NEUTRAL		0-0-0		0-0-0		0-0-0							
0-0-0		0-0-0		0-0-0		CONFERENCE		0-0-0		0-0-0		0-0-0							
0-0-0		0-0-0		0-0-0		HOME		0-0-0		0-0-0		0-0-0							
0-0-0		0-0-0		0-0-0		AWAY		0-0-0		0-0-0		0-0-0							
0-0-0		0-0-0		0-0-0		NEUTRAL		0-0-0		0-0-0		0-0-0							
RPI	S	Opponent		Score		RPI	S	Opponent		Score		RPI	S	Opponent		Score			

Non-Div. I Games:

Longwood

Average RPI Win: 259		WON-LOST RECORD		WINNING PCT. RANK		LAST 10 GAMES		STRENGTH OF SCHEDULE		OPP. STRENGTH OF SCHEDULE		TEAM RPI		ADJ RPI		CONF. RPI		ADJ CONF. RPI	
DIV. I ONLY		2-5-1		.3125 255		2-5-1		136		277		239		.43957 239		20		20	
DIV. I NON-CONF.		1-4-1		.25 269		1-4-1		122		267		251		.42848 248		21		21	
TOTALS		RPI 1-25		RPI 26-50		W-L RECORDS		RPI 51-100		RPI 101-150		RPI 150+							
2-5-1		0-0-0		0-0-0		OVERALL		0-1-0		0-1-0		2-3-1							
1-1-0		0-0-0		0-0-0		HOME		0-0-0		0-0-0		1-1-0							
1-4-1		0-0-0		0-0-0		AWAY		0-1-0		0-1-0		1-2-1							
0-0-0		0-0-0		0-0-0		NEUTRAL		0-0-0		0-0-0		0-0-0							
1-4-1		0-0-0		0-0-0		NON-CONFERENCE		0-1-0		0-1-0		1-2-1							
1-1-0		0-0-0		0-0-0		HOME		0-0-0		0-0-0		1-1-0							
0-3-1		0-0-0		0-0-		AWAY		0-1-0		0-1-0		0-1-1							
0-0-0		0-0-0		0-0-0		NEUTRAL		0-0-0		0-0-0		0-0-0							
1-1-0		0-0-0		0-0-0		CONFERENCE		0-0-0		0-0-0		1-1-0							
0-0-0		0-0-0		0-0-0		HOME		0-0-0		0-0-0		0-0-0							
1-1-0		0-0-0		0-0-0		AWAY		0-0-0		0-0-0		1-1-0							
0-0-0		0-0-0		0-0-0		NEUTRAL		0-0-0		0-0-0		0-0-0							
RPI	S	Opponent		Score	RPI	S	Opponent		Score	RPI	S	Opponent		Score					
										84	A	Hartford		0 1					
										135	A	Yale		0 2					
										178	A	Sacred Heart		1 2					
										193	H	Lehigh		2 4					
										198	A	Canisius		2 2					
										203	A	Siena		0 1					
										254	H	Holy Cross		1 0					
										264	A	Fairleigh Dickinson		4 2					
LAST 10 GAMES																			
										264	A	Fairleigh Dickinson		4 2					
										178	A	Sacred Heart		1 2					
										254	H	Holy Cross		1 0					
										193	H	Lehigh		2 4					
										135	A	Yale		0 2					
										84	A	Hartford		0 1					
										203	A	Siena		0 1					
										198	A	Canisius		2 2					

Non-Div. I Games:

Quinnipiac

Average RPI Win: 278		WON-LOST	WINNING	LAST 10	STRENGTH OF		OPP. STRENGTH	TEAM	ADJ	CONF.	ADJ CONF.
Average RPI Loss: 165		RECORD	PCT. RANK	GAMES	SCHEDULE		OF SCHEDULE	RPI	RPI	RPI	RPI
DIV. I ONLY		5-5-0	.5	150	5-5-0		268	281	242	.43933	240
DIV. I NON-CONF.		5-3-0	.625	94	5-3-0		277	281	192	.47133	188
TOTALS		RPI 1-25	RPI 26-50		W-L RECORDS		RPI 51-100		RPI 101-150		RPI 150+
5-5-0	0-0-0	0-0-0		OVERALL		0-1-0		0-2-0		5-2-0	
3-1-0	0-0-0	0-0-0		HOME		0-1-0		0-0-0		3-0-0	
2-4-0	0-0-0	0-0-0		AWAY		0-0-0		0-2-0		2-2-0	
0-0-0	0-0-0	0-0-0		NEUTRAL		0-0-0		0-0-0		0-0-0	
5-3-0	0-0-0	0-0-0		NON-CONFERENCE		0-1-0		0-1-0		5-1-0	
3-1-0	0-0-0	0-0-0		HOME		0-1-0		0-0-0		3-0-0	
2-2-0	0-0-0	0-0-		AWAY		0-0-0		0-1-0		2-1-0	
0-0-0	0-0-0	0-0-0		NEUTRAL		0-0-0		0-0-0		0-0-0	
0-2-0	0-0-0	0-0-0		CONFERENCE		0-0-0		0-1-0		0-1-0	
0-0-0	0-0-0	0-0-0		HOME		0-0-0		0-0-0		0-0-0	
0-2-0	0-0-0	0-0-0		AWAY		0-0-0		0-1-0		0-1-0	
0-0-0	0-0-0	0-0-0		NEUTRAL		0-0-0		0-0-0		0-0-0	
RPI S	Opponent	Score	RPI S	Opponent	Score	RPI S	Opponent	Score	RPI S	Opponent	Score
						99 H	Navy	0 1	107 A	Col. of Charleston	1 3
									146 A	Liberty	1 3
									233 A	Maine	0 1
									238 A	Longwood	3 2
									242 A	High Point	0 1
									249 A	Citadel	2 1
									280 H	Francis Marion	1 0
									306 H	Ga. Southern	2 1
									319 H	S.C. Upstate	4 0
LAST 10 GAMES											
						242 A	High Point	0 1	146 A	Liberty	1 3
						238 A	Longwood	3 2	319 H	S.C. Upstate	4 0
						249 A	Citadel	2 1	99 H	Navy	0 1
						280 H	Francis Marion	1 0	233 A	Maine	0 1
						306 H	Ga. Southern	2 1	107 A	Col. of Charleston	1 3

Non-Div. I Games:

Charleston So.

Average RPI Win:	145	WON-LOST	WINNING	LAST 10	STRENGTH OF	OPP. STRENGTH	TEAM	ADJ	CONF.	ADJ CONF.				
Average RPI Loss:	148	RECORD	PCT. RANK	GAMES	SCHEDULE	OF SCHEDULE	RPI	RPI	RPI	RPI				
DIV. I ONLY	2-7-1	.25	275	1-7-1	93	262	238	.43785	241	23	23			
DIV. I NON-CONF.	1-5-1	.21429	288	0-5-1	112	266	259	.42044	263	24	24			
<hr/>														
TOTALS	RPI 1-25	RPI 26-50		W-L RECORDS		RPI 51-100		RPI 101-150		RPI 150+				
2-7-1	0-0-0	0-0-0		OVERALL		1-2-0		0-2-0		1-3-1				
2-3-0	0-0-0	0-0-0		HOME		1-1-0		0-1-0		1-1-0				
0-2-1	0-0-0	0-0-0		AWAY		0-1-0		0-0-0		0-1-1				
0-2-0	0-0-0	0-0-0		NEUTRAL		0-0-0		0-1-0		0-1-0				
<hr/>														
1-5-1	0-0-0	0-0-0		NON-CONFERENCE		1-1-0		0-1-0		0-3-1				
1-1-0	0-0-0	0-0-0		HOME		1-0-0		0-0-0		0-1-0				
0-2-1	0-0-0	0-0-		AWAY		0-1-0		0-0-0		0-1-1				
0-2-0	0-0-0	0-0-0		NEUTRAL		0-0-0		0-1-0		0-1-0				
<hr/>														
1-2-0	0-0-0	0-0-0		CONFERENCE		0-1-0		0-1-0		1-0-0				
1-2-0	0-0-0	0-0-0		HOME		0-1-0		0-1-0		1-0-0				
0-0-0	0-0-0	0-0-0		AWAY		0-0-0		0-0-0		0-0-0				
0-0-0	0-0-0	0-0-0		NEUTRAL		0-0-0		0-0-0		0-0-0				
<hr/>														
RPI S	Opponent	Score	RPI S	Opponent	Score	RPI S	Opponent	Score	RPI S	Opponent	Score			
						83 A	Army	1 5	109 N	Colgate	1 4			
						90 H	Fla. Gulf Coast	0 1	134 H	Jacksonville	1 3			
						98 H	FIU	2 1	165 H	Furman	0 2			
									177 A	Fla. Atlantic	0 2			
									191 H	North Florida	3 2			
									276 N	Chattanooga	2 3			
									288 A	Gardner-Webb	0 0			
<hr/>														
			LAST 10 GAMES											
			191 H North Florida			3 2			90 H Fla. Gulf Coast			0 1		
			134 H Jacksonville			1 3			83 A Army			1 5		
			165 H Furman			0 2			109 N Colgate			1 4		
			288 A Gardner-Webb			0 0			177 A Fla. Atlantic			0 2		
			276 N Chattanooga			2 3			98 H FIU			2 1		

Non-Div. I Games: Embry-Riddle (FL) 2 5

Stetson

Average RPI Win: 230		WON-LOST	WINNING	LAST 10	STRENGTH OF		OPP. STRENGTH	TEAM	ADJ	CONF.	ADJ CONF.							
Average RPI Loss: 129		RECORD	PCT. RANK	GAMES	SCHEDULE		OF SCHEDULE	RPI	RPI	RPI	RPI							
DIV. I ONLY		4-7-1	.375	227	4-5-0		240	114	243	.43737	242	29	29					
DIV. I NON-CONF.		2-7-1	.25	269	2-5-0		199	79	255	.42294	257	29	29					
<hr/>																		
TOTALS		RPI 1-25		RPI 26-50		W-L RECORDS		RPI 51-100		RPI 101-150		RPI 150+						
4-7-1		0-0-0		0-3-0		OVERALL		0-0-1		1-1-0		3-3-0						
2-2-1		0-0-0		0-1-0		HOME		0-0-1		0-1-0		2-0-0						
2-5-0		0-0-0		0-2-0		AWAY		0-0-0		1-0-0		1-3-0						
0-0-0		0-0-0		0-0-0		NEUTRAL		0-0-0		0-0-0		0-0-0						
2-7-1		0-0-0		0-3-0		NON-CONFERENCE		0-0-1		1-1-0		1-3-0						
0-2-1		0-0-0		0-1-0		HOME		0-0-1		0-1-0		0-0-0						
2-5-0		0-0-0		0-0-		AWAY		0-0-0		1-0-0		1-3-0						
0-0-0		0-0-0		0-0-0		NEUTRAL		0-0-0		0-0-0		0-0-0						
2-0-0		0-0-0		0-0-0		CONFERENCE		0-0-0		0-0-0		2-0-0						
2-0-0		0-0-0		0-0-0		HOME		0-0-0		0-0-0		2-0-0						
0-0-0		0-0-0		0-0-0		AWAY		0-0-0		0-0-0		0-0-0						
0-0-0		0-0-0		0-0-0		NEUTRAL		0-0-0		0-0-0		0-0-0						
RPI	S	Opponent		Score		RPI	S	Opponent		Score		RPI	S	Opponent		Score		
				27	H	North Carolina St.	0	1	99	H	Navy	0	0	148	A	Loyola Maryland	3	2
				33	A	West Virginia	0	1						150	H	Appalachian St.	2	3
				36	A	Virginia Tech	0	3						167	A	Charlotte	2	4
														210	A	Elon	0	2
														228	A	Towson	2	1
														240	H	Charleston So.	1	0
														280	A	Francis Marion	1	2
														304	H	Coastal Caro.	4	1
<hr/>																		
LAST 10 GAMES																		
				240	H	Charleston So.	1	0	304	H	Coastal Caro.	4	1					
				167	A	Charlotte	2	4	27	H	North Carolina St.	0	1					
				150	H	Appalachian St.	2	3	228	A	Towson	2	1					
				210	A	Elon	0	2	148	A	Loyola Maryland	3	2					
				33	A	West Virginia	0	1	36	A	Virginia Tech	0	3					

Non-Div. I Games:

High Point

Average RPI Win:	265	WON-LOST	WINNING	LAST 10	STRENGTH OF	OPP. STRENGTH	TEAM	ADJ	CONF.	ADJ CONF.	
Average RPI Loss:	189	RECORD	PCT. RANK	GAMES	SCHEDULE	OF SCHEDULE	RPI	RPI	RPI	RPI	
DIV. I ONLY	6-4-2	.58333	109	5-2-2	305	270	240	.43602	243	14	14
DIV. I NON-CONF.	4-4-2	.5	148	3-2-2	299	265	266	.41459	267	13	13
TOTALS	RPI 1-25	RPI 26-50	W-L RECORDS		RPI 51-100	RPI 101-150		RPI 150+			
6-4-2	0-0-0	0-0-0	OVERALL		0-0-0	0-2-0		6-2-2			
2-3-1	0-0-0	0-0-0	HOME		0-0-0	0-1-0		2-2-1			
3-1-1	0-0-0	0-0-0	AWAY		0-0-0	0-1-0		3-0-1			
1-0-0	0-0-0	0-0-0	NEUTRAL		0-0-0	0-0-0		1-0-0			
4-4-2	0-0-0	0-0-0	NON-CONFERENCE		0-0-0	0-2-0		4-2-2			
1-3-1	0-0-0	0-0-0	HOME		0-0-0	0-1-0		1-2-1			
2-1-1	0-0-0	0-0-	AWAY		0-0-0	0-1-0		2-0-1			
1-0-0	0-0-0	0-0-0	NEUTRAL		0-0-0	0-0-0		1-0-0			
2-0-0	0-0-0	0-0-0	CONFERENCE		0-0-0	0-0-0		2-0-0			
1-0-0	0-0-0	0-0-0	HOME		0-0-0	0-0-0		1-0-0			
1-0-0	0-0-0	0-0-0	AWAY		0-0-0	0-0-0		1-0-0			
0-0-0	0-0-0	0-0-0	NEUTRAL		0-0-0	0-0-0		0-0-0			
RPI S	Opponent	Score	RPI S	Opponent	Score	RPI S	Opponent	Score	RPI S	Opponent	Score
							145 H Campbell	2 3			
							146 A Liberty	1 3			
							197 H Morehead St.	0 1			
							234 A Bowling Green	4 0			
							248 A Loyola (IL)	1 0			
							261 A Eastern Ill.	2 0			
							263 H Green Bay	1 0			
							268 H Evansville	0 1			
							277 H Air Force	0 0			
							279 H IPFW	4 2			
							291 A IUPUI	1 1			
							304 N Coastal Caro.	1 0			
LAST 10 GAMES											
							277 H Air Force	0 0			
							145 H Campbell	2 3			
							234 A Bowling Green	4 0			
							263 H Green Bay	1 0			
							261 A Eastern Ill.	2 0			
							248 A Loyola (IL)	1 0			
							291 A IUPUI	1 1			
							146 A Liberty	1 3			
							304 N Coastal Caro.	1 0			
							268 H Evansville	0 1			

Non-Div. I Games:

Valparaiso

Average RPI Win: 277		WON-LOST	WINNING	LAST 10	STRENGTH OF		OPP. STRENGTH	TEAM	ADJ	CONF.	ADJ CONF.
Average RPI Loss: 108		RECORD	PCT. RANK	GAMES	SCHEDULE		OF SCHEDULE	RPI	RPI	RPI	RPI
DIV. I ONLY		3-6-4	.38462	220	2-5-3		218	213	245	.43582	244
DIV. I NON-CONF.		2-5-3	.35	236	1-4-2		188	214	228	.43851	232
TOTALS		RPI 1-25	RPI 26-50		W-L RECORDS		RPI 51-100		RPI 101-150		RPI 150+
3-6-4		0-1-0	0-1-0		OVERALL		0-0-0		0-2-1		3-2-3
3-0-1		0-0-0	0-0-0		HOME		0-0-0		0-0-0		3-0-1
0-6-3		0-1-0	0-1-0		AWAY		0-0-0		0-2-1		0-2-2
0-0-0		0-0-0	0-0-0		NEUTRAL		0-0-0		0-0-0		0-0-0
2-5-3		0-1-0	0-0-0		NON-CONFERENCE		0-0-0		0-2-1		2-2-2
2-0-1		0-0-0	0-0-0		HOME		0-0-0		0-0-0		2-0-1
0-5-2		0-1-0	0-0-		AWAY		0-0-0		0-2-1		0-2-1
0-0-0		0-0-0	0-0-0		NEUTRAL		0-0-0		0-0-0		0-0-0
1-1-1		0-0-0	0-1-0		CONFERENCE		0-0-0		0-0-0		1-0-1
1-0-0		0-0-0	0-0-0		HOME		0-0-0		0-0-0		1-0-0
0-1-1		0-0-0	0-1-0		AWAY		0-0-0		0-0-0		0-0-1
0-0-0		0-0-0	0-0-0		NEUTRAL		0-0-0		0-0-0		0-0-0
RPI S	Opponent	Score	RPI S	Opponent	Score	RPI S	Opponent	Score	RPI S	Opponent	Score
7 A	Boston College	0 5	31 A	Boston U.	0 5				109 A	Colgate	1 5
									135 A	Yale	1 2
									143 A	Brown	1 1
									161 A	Dartmouth	1 2
									200 H	Rhode Island	1 1
									203 A	Siena	1 2
									251 H	American	1 0
									254 A	Holy Cross	1 1
									274 H	Stony Brook	1 0
									307 H	Iona	1 0
									308 A	UMBC	2 2
LAST 10 GAMES											
			31 A	Boston U.	0 5		308 A	UMBC	2 2		
			274 H	Stony Brook	1 0		143 A	Brown	1 1		
			254 A	Holy Cross	1 1		161 A	Dartmouth	1 2		
			203 A	Siena	1 2		7 A	Boston College	0 5		
			135 A	Yale	1 2		307 H	Iona	1 0		

Non-Div. I Games:

Vermont

Average RPI Win:	242	WON-LOST	WINNING	LAST 10	STRENGTH OF	OPP. STRENGTH	TEAM	ADJ	CONF.	ADJ CONF.		
Average RPI Loss:	164	RECORD	PCT. RANK	GAMES	SCHEDULE	OF SCHEDULE	RPI	RPI	RPI	RPI		
DIV. I ONLY	4-6-1	.40909	211	4-5-1	236	237	246	.43363	245	21	21	
DIV. I NON-CONF.	3-5-0	.375	215	3-4-0	287	208	272	.4119	271	20	20	
<hr/>												
TOTALS	RPI 1-25	RPI 26-50		W-L RECORDS		RPI 51-100		RPI 101-150		RPI 150+		
4-6-1	0-0-0	0-0-0		OVERALL		0-1-0		0-1-0		4-4-1		
2-2-1	0-0-0	0-0-0		HOME		0-1-0		0-1-0		2-0-1		
2-4-0	0-0-0	0-0-0		AWAY		0-0-0		0-0-0		2-4-0		
0-0-0	0-0-0	0-0-0		NEUTRAL		0-0-0		0-0-0		0-0-0		
3-5-0	0-0-0	0-0-0		NON-CONFERENCE		0-0-0		0-1-0		3-4-0		
2-1-0	0-0-0	0-0-0		HOME		0-0-0		0-1-0		2-0-0		
1-4-0	0-0-0	0-0-		AWAY		0-0-0		0-0-0		1-4-0		
0-0-0	0-0-0	0-0-0		NEUTRAL		0-0-0		0-0-0		0-0-0		
1-1-1	0-0-0	0-0-0		CONFERENCE		0-1-0		0-0-0		1-0-1		
0-1-1	0-0-0	0-0-0		HOME		0-1-0		0-0-0		0-0-1		
1-0-0	0-0-0	0-0-0		AWAY		0-0-0		0-0-0		1-0-0		
0-0-0	0-0-0	0-0-0		NEUTRAL		0-0-0		0-0-0		0-0-0		
RPI	S	Opponent	Score	RPI	S	Opponent	Score	RPI	S	Opponent	Score	
				84 H Hartford				0	1	115 H Buffalo	0	1
										160 H Saint Joseph's	2	0
										164 A St. Bonaventure	0	1
										193 A Lehigh	0	1
										203 A Siena	0	1
										223 A Cornell	0	1
										233 A Maine	3	0
										264 H Fairleigh Dickinson	2	0
										274 H Stony Brook	0	0
										309 A Delaware St.	1	0
<hr/>												
				LAST 10 GAMES								
84 H Hartford				0	1	274 H Stony Brook				0	0	
233 A Maine				3	0	193 A Lehigh				0	1	
223 A Cornell				0	1	164 A St. Bonaventure				0	1	
203 A Siena				0	1	160 H Saint Joseph's				2	0	
264 H Fairleigh Dickinson				2	0	309 A Delaware St.				1	0	

Non-Div. I Games:

Binghamton

Average RPI Win: 287		WON-LOST	WINNING	LAST 10	STRENGTH OF		OPP. STRENGTH	TEAM	ADJ		CONF.	ADJ CONF.
Average RPI Loss: 96		RECORD	PCT. RANK	GAMES	SCHEDULE		OF SCHEDULE	RPI	RPI		RPI	RPI
DIV. I ONLY		2-8-1	.22727 289	2-6-1	132		183	250	.43283 246		27	27
DIV. I NON-CONF.		2-8-1	.22727 280	2-6-1	125		185	243	.43283 239		28	28
TOTALS		RPI 1-25	RPI 26-50		W-L RECORDS		RPI 51-100		RPI 101-150		RPI 150+	
2-8-1		0-0-0	0-1-0		OVERALL		0-5-0		0-0-0		2-2-1	
2-3-1		0-0-0	0-0-0		HOME		0-3-0		0-0-0		2-0-1	
0-4-0		0-0-0	0-1-0		AWAY		0-2-0		0-0-0		0-1-0	
0-1-0		0-0-0	0-0-0		NEUTRAL		0-0-0		0-0-0		0-1-0	
2-8-1		0-0-0	0-1-0		NON-CONFERENCE		0-5-0		0-0-0		2-2-1	
2-3-1		0-0-0	0-0-0		HOME		0-3-0		0-0-0		2-0-1	
0-4-0		0-0-0	0-0-		AWAY		0-2-0		0-0-0		0-1-0	
0-1-0		0-0-0	0-0-0		NEUTRAL		0-0-0		0-0-0		0-1-0	
0-0-0		0-0-0	0-0-0		CONFERENCE		0-0-0		0-0-0		0-0-0	
0-0-0		0-0-0	0-0-0		HOME		0-0-0		0-0-0		0-0-0	
0-0-0		0-0-0	0-0-0		AWAY		0-0-0		0-0-0		0-0-0	
0-0-0		0-0-0	0-0-0		NEUTRAL		0-0-0		0-0-0		0-0-0	
RPI S	Opponent	Score	RPI S	Opponent	Score	RPI S	Opponent	Score	RPI S	Opponent	Score	
			45 A	Denver	0 1	66 H	St. Mary's (CA)	0 2	151 H	UC Santa Barbara	1 1	
						70 H	Cal Poly	1 2	168 A	Pacific	0 4	
						75 A	Loyola Marymount	0 3	182 N	Colorado	1 2	
						76 H	Fresno St.	1 3	271 H	San Jose St.	4 2	
						89 A	New Mexico	0 4	303 H	Southern Utah	3 0	
LAST 10 GAMES												
			66 H	St. Mary's (CA)	0 2	76 H	Fresno St.	1 3				
			151 H	UC Santa Barbara	1 1	271 H	San Jose St.	4 2				
			182 N	Colorado	1 2	75 A	Loyola Marymount	0 3				
			45 A	Denver	0 1	303 H	Southern Utah	3 0				
			168 A	Pacific	0 4	70 H	Cal Poly	1 2				

Non-Div. I Games:

CSU Bakersfield

Average RPI Win:	310	WON-LOST	WINNING	LAST 10	STRENGTH OF	OPP. STRENGTH	TEAM	ADJ	CONF.	ADJ CONF.		
Average RPI Loss:	168	RECORD	PCT. RANK	GAMES	SCHEDULE	OF SCHEDULE	RPI	RPI	RPI	RPI		
DIV. I ONLY		4-7-1	.375	227	2-6-0	142	320	244	.43283	246	13	13
DIV. I NON-CONF.		4-3-1	.5625	132	2-2-0	279	320	240	.43036	244	14	14
<hr/>												
TOTALS	RPI 1-25	RPI 26-50		W-L RECORDS		RPI 51-100		RPI 101-150		RPI 150+		
4-7-1	0-0-0	0-1-0		OVERALL		0-0-0		0-2-0		4-4-1		
3-5-0	0-0-0	0-1-0		HOME		0-0-0		0-1-0		3-3-0		
1-2-1	0-0-0	0-0-0		AWAY		0-0-0		0-1-0		1-1-1		
0-0-0	0-0-0	0-0-0		NEUTRAL		0-0-0		0-0-0		0-0-0		
4-3-1	0-0-0	0-0-0		NON-CONFERENCE		0-0-0		0-0-0		4-3-1		
3-3-0	0-0-0	0-0-0		HOME		0-0-0		0-0-0		3-3-0		
1-0-1	0-0-0	0-0-		AWAY		0-0-0		0-0-0		1-0-1		
0-0-0	0-0-0	0-0-0		NEUTRAL		0-0-0		0-0-0		0-0-0		
0-4-0	0-0-0	0-1-0		CONFERENCE		0-0-0		0-2-0		0-1-0		
0-2-0	0-0-0	0-1-0		HOME		0-0-0		0-1-0		0-0-0		
0-2-0	0-0-0	0-0-0		AWAY		0-0-0		0-1-0		0-1-0		
0-0-0	0-0-0	0-0-0		NEUTRAL		0-0-0		0-0-0		0-0-0		
RPI	S	Opponent	Score	RPI	S	Opponent	Score	RPI	S	Opponent	Score	
				45	H	Denver	0 3	122	H	North Texas	0 1	
								139	A	South Ala.	1 2	
								202	H	Southeastern La.	1 3	
								217	H	McNeese St.	0 3	
								222	H	Northwestern St.	2 4	
								231	A	Troy	0 4	
								283	A	Nicholls St.	1 1	
								290	A	Central Ark.	2 1	
								310	H	Mississippi Val.	2 1	
								318	H	Grambling	6 0	
								321	H	Southern U.	3 0	
LAST 10 GAMES												
				122	H	North Texas	0 1	45	H	Denver	0 3	
				139	A	South Ala.	1 2	202	H	Southeastern La.	1 3	
				231	A	Troy	0 4	217	H	McNeese St.	0 3	
				310	H	Mississippi Val.	2 1	321	H	Southern U.	3 0	
				318	H	Grambling	6 0	222	H	Northwestern St.	2 4	

Non-Div. I Games:	Centenary (LA)	3	2
--------------------------	-----------------------	----------	----------

La.-Monroe

Average RPI Win: 236		WON-LOST RECORD		WINNING PCT. RANK		LAST 10 GAMES		STRENGTH OF SCHEDULE		OPP. STRENGTH OF SCHEDULE		TEAM RPI		ADJ RPI		CONF. RPI		ADJ CONF. RPI	
DIV. I ONLY		4-7-2		.38462 220		2-6-2		249		144		247		.43084 248		14		14	
DIV. I NON-CONF.		4-6-1		.40909 203		2-5-1		284		104		242		.43051 243		13		13	
TOTALS		RPI 1-25		RPI 26-50		W-L RECORDS		RPI 51-100		RPI 101-150		RPI 150+							
4-7-2		0-2-0		0-0-0		OVERALL		0-1-0		1-0-2		3-4-0							
4-2-0		0-0-0		0-0-0		HOME		0-0-0		1-0-0		3-2-0							
0-4-1		0-1-0		0-0-0		AWAY		0-1-0		0-0-1		0-2-0							
0-1-1		0-1-0		0-0-0		NEUTRAL		0-0-0		0-0-1		0-0-0							
4-6-1		0-2-0		0-0-0		NON-CONFERENCE		0-1-0		1-0-1		3-3-0							
4-1-0		0-0-0		0-0-0		HOME		0-0-0		1-0-0		3-1-0							
0-4-0		0-1-0		0-0-		AWAY		0-1-0		0-0-0		0-2-0							
0-1-1		0-1-0		0-0-0		NEUTRAL		0-0-0		0-0-1		0-0-0							
0-1-1		0-0-0		0-0-0		CONFERENCE		0-0-0		0-0-1		0-1-0							
0-1-0		0-0-0		0-0-0		HOME		0-0-0		0-0-0		0-1-0							
0-0-1		0-0-0		0-0-0		AWAY		0-0-0		0-0-1		0-0-0							
0-0-0		0-0-0		0-0-0		NEUTRAL		0-0-0		0-0-0		0-0-0							
RPI	S	Opponent		Score		RPI	S	Opponent		Score		RPI	S	Opponent		Score			
17	N	Dayton		0	3							93	A	Iowa St.		0	4		
19	A	Texas A&M		0	5							142	A	Cleveland St.		1	1		
												143	N	Cincinnati		0	0		
												149	H	Gonzaga		1	0		
												158	H	DePaul		0	1		
												216	A	Northwestern		0	3		
												234	H	Bowling Green		1	0		
												243	H	Valparaiso		0	1		
												275	H	UNI		4	0		
												285	H	Indiana St.		2	0		
												289	A	Northern Ill.		0	2		
LAST 10 GAMES																			
						142	A	Cleveland St.		1	1	285	H	Indiana St.		2	0		
						243	H	Valparaiso		0	1	93	A	Iowa St.		0	4		
						19	A	Texas A&M		0	5	158	H	DePaul		0	1		
						289	A	Northern Ill.		0	2	275	H	UNI		4	0		
						216	A	Northwestern		0	3	143	N	Cincinnati		0	0		

Non-Div. I Games:

Loyola (IL)

Average RPI Win: 243		WON-LOST	WINNING	LAST 10	STRENGTH OF	OPP. STRENGTH	TEAM	ADJ	CONF.	ADJ CONF.							
Average RPI Loss: 155		RECORD	PCT. RANK	GAMES	SCHEDULE	OF SCHEDULE	RPI	RPI	RPI	RPI							
DIV. I ONLY		4-6-2	.41667	202	3-5-2		252	248	250	.43083	249	19	19				
DIV. I NON-CONF.		2-5-1	.3125	247	1-4-1		296	245	296	.37618	292	19	19				
<hr/>																	
TOTALS		RPI 1-25		RPI 26-50		W-L RECORDS		RPI 51-100		RPI 101-150		RPI 150+					
4-6-2		0-0-0		0-0-0		OVERALL		0-3-0		1-1-1		3-2-1					
3-4-0		0-0-0		0-0-0		HOME		0-2-0		1-0-0		2-2-0					
1-2-2		0-0-0		0-0-0		AWAY		0-1-0		0-1-1		1-0-1					
0-0-0		0-0-0		0-0-0		NEUTRAL		0-0-0		0-0-0		0-0-0					
<hr/>																	
2-5-1		0-0-0		0-0-0		NON-CONFERENCE		0-2-0		0-1-0		2-2-1					
2-3-0		0-0-0		0-0-0		HOME		0-1-0		0-0-0		2-2-0					
0-2-1		0-0-0		0-0-		AWAY		0-1-0		0-1-0		0-0-1					
0-0-0		0-0-0		0-0-0		NEUTRAL		0-0-0		0-0-0		0-0-0					
<hr/>																	
2-1-1		0-0-0		0-0-0		CONFERENCE		0-1-0		1-0-1		1-0-0					
1-1-0		0-0-0		0-0-0		HOME		0-1-0		1-0-0		0-0-0					
1-0-1		0-0-0		0-0-0		AWAY		0-0-0		0-0-1		1-0-0					
0-0-0		0-0-0		0-0-0		NEUTRAL		0-0-0		0-0-0		0-0-0					
<hr/>																	
RPI	S	Opponent	Score	RPI	S	Opponent	Score	RPI	S	Opponent	Score	RPI	S	Opponent	Score		
								95	H	Western Caro.	1	2	116	A	Clemson	0	1
								96	A	Ole Miss	1	6	126	A	Samford	0	0
								99	H	Navy	1	2	150	H	Appalachian St.	3	2
								227	H	Winthrop	2	1					
								240	H	Charleston So.	1	2					
								276	A	Chattanooga	2	1					
								286	H	Presbyterian	0	1					
								314	A	South Carolina St.	0	0					
								319	H	S.C. Upstate	5	0					
								<hr/>									
LAST 10 GAMES																	
276	A	Chattanooga	2	1	126	A	Samford	0	0								
150	H	Appalachian St.	3	2	314	A	South Carolina St.	0	0								
95	H	Western Caro.	1	2	96	A	Ole Miss	1	6								
286	H	Presbyterian	0	1	99	H	Navy	1	2								
240	H	Charleston So.	1	2	319	H	S.C. Upstate	5	0								

Non-Div. I Games:

Citadel

Average RPI Win:	257	WON-LOST	WINNING	LAST 10	STRENGTH OF	OPP. STRENGTH	TEAM	ADJ	CONF.	ADJ CONF.			
Average RPI Loss:	165	RECORD	PCT. RANK	GAMES	SCHEDULE	OF SCHEDULE	RPI	RPI	RPI	RPI			
DIV. I ONLY	5-7-1	.42308	201	4-5-1	250	231	248	.43045	250	15	15		
DIV. I NON-CONF.	5-6-1	.45833	185	4-4-1	260	216	232	.43557	236	15	15		
<hr/>													
TOTALS	RPI 1-25	RPI 26-50		W-L RECORDS		RPI 51-100		RPI 101-150		RPI 150+			
5-7-1	0-0-0	0-0-0		OVERALL		0-2-1		1-1-0		4-4-0			
1-3-1	0-0-0	0-0-0		HOME		0-1-1		0-1-0		1-1-0			
2-2-0	0-0-0	0-0-0		AWAY		0-0-0		1-0-0		1-2-0			
2-2-0	0-0-0	0-0-0		NEUTRAL		0-1-0		0-0-0		2-1-0			
<hr/>													
5-6-1	0-0-0	0-0-0		NON-CONFERENCE		0-2-1		1-1-0		4-3-0			
1-3-1	0-0-0	0-0-0		HOME		0-1-1		0-1-0		1-1-0			
2-1-0	0-0-0	0-0-		AWAY		0-0-0		1-0-0		1-1-0			
2-2-0	0-0-0	0-0-0		NEUTRAL		0-1-0		0-0-0		2-1-0			
<hr/>													
0-1-0	0-0-0	0-0-0		CONFERENCE		0-0-0		0-0-0		0-1-0			
0-0-0	0-0-0	0-0-0		HOME		0-0-0		0-0-0		0-0-0			
0-1-0	0-0-0	0-0-0		AWAY		0-0-0		0-0-0		0-1-0			
0-0-0	0-0-0	0-0-0		NEUTRAL		0-0-0		0-0-0		0-0-0			
<hr/>													
RPI	S	Opponent	Score	RPI	S	Opponent	Score	RPI	S	Opponent	Score		
						70 N	Cal Poly	0	3	120 A	Seattle	2	0
						72 H	Oregon	0	2	149 H	Gonzaga	0	1
						79 H	Utah St.	1	1	153 A	Creighton	0	2
										176 A	Wyoming	0	1
										260 A	Portland St.	1	0
										267 H	Montana	3	4
										267 N	Montana	1	2
										294 N	Idaho St.	2	0
										297 N	South Dakota	1	0
										315 H	Eastern Wash.	2	1
<hr/>													
LAST 10 GAMES													
						176 A	Wyoming	0	1	120 A	Seattle	2	0
						79 H	Utah St.	1	1	260 A	Portland St.	1	0
						153 A	Creighton	0	2	294 N	Idaho St.	2	0
						297 N	South Dakota	1	0	267 N	Montana	1	2
						70 N	Cal Poly	0	3	149 H	Gonzaga	0	1

Non-Div. I Games:

Boise St.

Average RPI Win:	258	WON-LOST	WINNING	LAST 10	STRENGTH OF	OPP. STRENGTH	TEAM	ADJ	CONF.	ADJ CONF.	
Average RPI Loss:	113	RECORD	PCT. RANK	GAMES	SCHEDULE	OF SCHEDULE	RPI	RPI	RPI	RPI	
DIV. I ONLY	4-8-1	.34615	243	2-7-1	221	168	249	.42987	251	17	17
DIV. I NON-CONF.	4-7-1	.375	215	2-6-1	244	168	246	.42839	249	17	17
<hr/>											
TOTALS	RPI 1-25	RPI 26-50		W-L RECORDS		RPI 51-100		RPI 101-150		RPI 150+	
4-8-1	0-0-0	0-3-0		OVERALL		0-2-0		0-1-0		4-2-1	
2-4-1	0-0-0	0-1-0		HOME		0-2-0		0-0-0		2-1-1	
1-4-0	0-0-0	0-2-0		AWAY		0-0-0		0-1-0		1-1-0	
1-0-0	0-0-0	0-0-0		NEUTRAL		0-0-0		0-0-0		1-0-0	
<hr/>											
4-7-1	0-0-0	0-3-0		NON-CONFERENCE		0-1-0		0-1-0		4-2-1	
2-3-1	0-0-0	0-1-0		HOME		0-1-0		0-0-0		2-1-1	
1-4-0	0-0-0	0-0-		AWAY		0-0-0		0-1-0		1-1-0	
1-0-0	0-0-0	0-0-0		NEUTRAL		0-0-0		0-0-0		1-0-0	
<hr/>											
0-1-0	0-0-0	0-0-0		CONFERENCE		0-1-0		0-0-0		0-0-0	
0-1-0	0-0-0	0-0-0		HOME		0-1-0		0-0-0		0-0-0	
0-0-0	0-0-0	0-0-0		AWAY		0-0-0		0-0-0		0-0-0	
0-0-0	0-0-0	0-0-0		NEUTRAL		0-0-0		0-0-0		0-0-0	
<hr/>											
RPI	S	Opponent	Score	RPI	S	Opponent	Score	RPI	S	Opponent	Score
29	A	Maryland	1 5	67	H	Richmond	0 2	148	A	Loyola Maryland	0 1
38	H	Iowa	1 3	99	H	Navy	2 3	207	H	George Washington	1 0
41	A	Georgetown	0 4					208	N	New Hampshire	1 0
								235	H	Robert Morris	1 2
								244	A	Vermont	0 1
								287	H	Mt. St. Mary's	1 1
								308	H	UMBC	2 1
								309	A	Delaware St.	1 0
<hr/>											
LAST 10 GAMES											
207	H	George Washington	1 0	99	H	Navy	2 3				
67	H	Richmond	0 2	29	A	Maryland	1 5				
148	A	Loyola Maryland	0 1	38	H	Iowa	1 3				
309	A	Delaware St.	1 0	235	H	Robert Morris	1 2				
287	H	Mt. St. Mary's	1 1	244	A	Vermont	0 1				

Non-Div. I Games:

American

Average RPI Win: 252		WON-LOST RECORD	WINNING PCT. RANK		LAST 10 GAMES	STRENGTH OF SCHEDULE	OPP. STRENGTH OF SCHEDULE	TEAM RPI	ADJ RPI	CONF. RPI	ADJ CONF. RPI						
Average RPI Loss: 147																	
DIV. I ONLY		4-8-2	.35714	239	4-6-0	211	220	253	.42828	252	18	18					
DIV. I NON-CONF.		4-6-2	.41667	200	4-4-0	193	233	212	.45146	213	18	18					
<hr/>																	
TOTALS		RPI 1-25		RPI 26-50		W-L RECORDS		RPI 51-100		RPI 101-150		RPI 150+					
4-8-2		0-0-0		0-1-0		OVERALL		0-2-0		1-2-0		3-3-2					
3-2-0		0-0-0		0-1-0		HOME		0-0-0		0-1-0		3-0-0					
0-5-0		0-0-0		0-0-0		AWAY		0-2-0		0-1-0		0-2-0					
1-1-2		0-0-0		0-0-0		NEUTRAL		0-0-0		1-0-0		0-1-2					
4-6-2		0-0-0		0-1-0		NON-CONFERENCE		0-1-0		1-2-0		3-2-2					
3-2-0		0-0-0		0-1-0		HOME		0-0-0		0-1-0		3-0-0					
0-3-0		0-0-0		0-0-		AWAY		0-1-0		0-1-0		0-1-0					
1-1-2		0-0-0		0-0-0		NEUTRAL		0-0-0		1-0-0		0-1-2					
0-2-0		0-0-0		0-0-0		CONFERENCE		0-1-0		0-0-0		0-1-0					
0-0-0		0-0-0		0-0-0		HOME		0-0-0		0-0-0		0-0-0					
0-2-0		0-0-0		0-0-0		AWAY		0-1-0		0-0-0		0-1-0					
0-0-0		0-0-0		0-0-0		NEUTRAL		0-0-0		0-0-0		0-0-0					
RPI	S	Opponent		Score		RPI	S	Opponent		Score		RPI	S	Opponent		Score	
						39	H	Washington St.		1	2	65	A	BYU		0	5
												76	A	Fresno St.		0	1
												120	H	Seattle		0	1
												133	N	North Dakota St.		3	2
												149	A	Gonzaga		0	3
												151	N	UC Santa Barbara		1	1
												192	N	UC Riverside		1	1
												196	N	Utah Valley		0	1
												260	A	Portland St.		1	2
												267	H	Montana		3	2
												271	A	San Jose St.		1	2
												294	H	Idaho St.		4	1
												315	H	Eastern Wash.		1	0
<hr/>																	
LAST 10 GAMES																	
						76	A	Fresno St.		0	1	271	A	San Jose St.		1	2
						315	H	Eastern Wash.		1	0	133	N	North Dakota St.		3	2
						149	A	Gonzaga		0	3	196	N	Utah Valley		0	1
						65	A	BYU		0	5	267	H	Montana		3	2
						39	H	Washington St.		1	2	294	H	Idaho St.		4	1

Non-Div. I Games:

Idaho

Average RPI Win: 274		WON-LOST	WINNING	LAST 10	STRENGTH OF		OPP. STRENGTH	TEAM	ADJ	CONF.	ADJ CONF.
Average RPI Loss: 179		RECORD	PCT. RANK	GAMES	SCHEDULE		OF SCHEDULE	RPI	RPI	RPI	RPI
DIV. I ONLY		2-6-2	.3	258	2-5-2		146	296	252	.42778	253
DIV. I NON-CONF.		2-5-1	.3125	247	2-4-1		132	315	248	.42782	250
TOTALS		RPI 1-25	RPI 26-50		W-L RECORDS		RPI 51-100		RPI 101-150		RPI 150+
2-6-2		0-0-0	0-0-0		OVERALL		0-1-1		0-1-0		2-4-1
1-2-0		0-0-0	0-0-0		HOME		0-0-0		0-0-0		1-2-0
1-3-2		0-0-0	0-0-0		AWAY		0-1-1		0-1-0		1-1-1
0-1-0		0-0-0	0-0-0		NEUTRAL		0-0-0		0-0-0		0-1-0
2-5-1		0-0-0	0-0-0		NON-CONFERENCE		0-1-0		0-1-0		2-3-1
1-1-0		0-0-0	0-0-0		HOME		0-0-0		0-0-0		1-1-0
1-3-1		0-0-0	0-0-		AWAY		0-1-0		0-1-0		1-1-1
0-1-0		0-0-0	0-0-0		NEUTRAL		0-0-0		0-0-0		0-1-0
0-1-1		0-0-0	0-0-0		CONFERENCE		0-0-1		0-0-0		0-1-0
0-1-0		0-0-0	0-0-0		HOME		0-0-0		0-0-0		0-1-0
0-0-1		0-0-0	0-0-0		AWAY		0-0-1		0-0-0		0-0-0
0-0-0		0-0-0	0-0-0		NEUTRAL		0-0-0		0-0-0		0-0-0
RPI S	Opponent	Score	RPI S	Opponent	Score	RPI S	Opponent	Score	RPI S	Opponent	Score
						74 A	Penn	0 3	132 A	Kent St.	1 6
						91 A	Wright St.	1 1	157 H	Butler	1 2
									198 A	Canisius	0 1
									213 A	UMKC	1 1
									234 H	Bowling Green	1 2
									235 H	Robert Morris	1 0
									278 N	SIU Edwardsville	0 4
									312 A	VMI	3 1
LAST 10 GAMES											
			74 A	Penn	0 3		157 H	Butler	1 2		
			91 A	Wright St.	1 1		235 H	Robert Morris	1 0		
			234 H	Bowling Green	1 2		312 A	VMI	3 1		
			132 A	Kent St.	1 6		213 A	UMKC	1 1		
			198 A	Canisius	0 1		278 N	SIU Edwardsville	0 4		

Non-Div. I Games: Ursuline 4 0

Youngstown St.

Average RPI Win:	163	WON-LOST RECORD	WINNING PCT. RANK	LAST 10 GAMES	STRENGTH OF SCHEDULE	OPP. STRENGTH OF SCHEDULE	TEAM RPI	ADJ RPI	CONF. RPI	ADJ CONF. RPI	
DIV. I ONLY	2-7-2	.27273	265	2-6-2	168	192	254	.4256	254	17	17
DIV. I NON-CONF.	2-6-2	.3	253	2-5-2	198	200	257	.4207	261	17	17
<hr/>											
TOTALS	RPI 1-25	RPI 26-50		W-L RECORDS	RPI 51-100		RPI 101-150		RPI 150+		
2-7-2	0-0-0	0-0-0		OVERALL	0-3-0		0-0-0		2-4-2		
1-2-1	0-0-0	0-0-0		HOME	0-1-0		0-0-0		1-1-1		
0-5-1	0-0-0	0-0-0		AWAY	0-2-0		0-0-0		0-3-1		
1-0-0	0-0-0	0-0-0		NEUTRAL	0-0-0		0-0-0		1-0-0		
<hr/>											
2-6-2	0-0-0	0-0-0		NON-CONFERENCE	0-2-0		0-0-0		2-4-2		
1-2-1	0-0-0	0-0-0		HOME	0-1-0		0-0-0		1-1-1		
0-4-1	0-0-0	0-0-		AWAY	0-1-0		0-0-0		0-3-1		
1-0-0	0-0-0	0-0-0		NEUTRAL	0-0-0		0-0-0		1-0-0		
<hr/>											
0-1-0	0-0-0	0-0-0		CONFERENCE	0-1-0		0-0-0		0-0-0		
0-0-0	0-0-0	0-0-0		HOME	0-0-0		0-0-0		0-0-0		
0-1-0	0-0-0	0-0-0		AWAY	0-1-0		0-0-0		0-0-0		
0-0-0	0-0-0	0-0-0		NEUTRAL	0-0-0		0-0-0		0-0-0		
<hr/>											
RPI	S	Opponent	Score	RPI	S	Opponent	Score	RPI	S	Opponent	Score

Non-Div. I Games:

Holy Cross

Average RPI Win: 218		WON-LOST	WINNING	LAST 10	STRENGTH OF		OPP. STRENGTH	TEAM	ADJ	CONF.	ADJ CONF.
Average RPI Loss: 139		RECORD	PCT. RANK	GAMES	SCHEDULE		OF SCHEDULE	RPI	RPI	RPI	RPI
DIV. I ONLY		3-7-2	.33333	247	2-7-1		199	222	255	.42552	255
DIV. I NON-CONF.		2-4-2	.375	215	1-4-1		207	292	252	.42532	253
TOTALS		RPI 1-25	RPI 26-50		W-L RECORDS		RPI 51-100		RPI 101-150		RPI 150+
3-7-2		0-0-0	0-0-0		OVERALL		0-3-0		0-0-0		3-4-2
2-3-1		0-0-0	0-0-0		HOME		0-1-0		0-0-0		2-2-1
1-4-1		0-0-0	0-0-0		AWAY		0-2-0		0-0-0		1-2-1
0-0-0		0-0-0	0-0-0		NEUTRAL		0-0-0		0-0-0		0-0-0
2-4-2		0-0-0	0-0-0		NON-CONFERENCE		0-1-0		0-0-0		2-3-2
1-2-1		0-0-0	0-0-0		HOME		0-0-0		0-0-0		1-2-1
1-2-1		0-0-0	0-0-		AWAY		0-1-0		0-0-0		1-1-1
0-0-0		0-0-0	0-0-0		NEUTRAL		0-0-0		0-0-0		0-0-0
1-3-0		0-0-0	0-0-0		CONFERENCE		0-2-0		0-0-0		1-1-0
1-1-0		0-0-0	0-0-0		HOME		0-1-0		0-0-0		1-0-0
0-2-0		0-0-0	0-0-0		AWAY		0-1-0		0-0-0		0-1-0
0-0-0		0-0-0	0-0-0		NEUTRAL		0-0-0		0-0-0		0-0-0
RPI S	Opponent	Score	RPI S	Opponent	Score	RPI S	Opponent	Score	RPI S	Opponent	Score
						61 A	Western Ky.	2 3	155 A	Middle Tenn.	0 3
						63 A	Southeast Mo. St.	0 4	175 A	UT Martin	2 4
						98 H	FIU	1 2	177 H	Fla. Atlantic	3 0
									188 H	Mississippi St.	3 1
									204 H	Belmont	1 2
									220 H	Murray St.	1 2
									290 A	Central Ark.	2 0
									292 H	Ark.-Pine Bluff	4 4
									296 A	Lipscomb	1 1
LAST 10 GAMES											
						155 A	Middle Tenn.	0 3	61 A	Western Ky.	2 3
						98 H	FIU	1 2	220 H	Murray St.	1 2
						177 H	Fla. Atlantic	3 0	175 A	UT Martin	2 4
						292 H	Ark.-Pine Bluff	4 4	63 A	Southeast Mo. St.	0 4
						204 H	Belmont	1 2	290 A	Central Ark.	2 0

Non-Div. I Games:

Arkansas St.

Average RPI Win:		303	WON-LOST RECORD		WINNING PCT. RANK		LAST 10 GAMES		STRENGTH OF SCHEDULE		OPP. STRENGTH OF SCHEDULE		TEAM RPI		ADJ RPI		CONF. RPI		ADJ CONF. RPI	
DIV. I ONLY			4-8-1		.34615 243		3-6-1		241		188		263		.42552 255		22		22	
DIV. I NON-CONF.			4-6-1		.40909 203		3-4-1		229		204		227		.44334 222		26		26	
TOTALS		RPI 1-25		RPI 26-50		W-L RECORDS		RPI 51-100		RPI 101-150		RPI 150+								
4-8-1		0-1-0		0-1-0		OVERALL		0-2-0		0-2-1		4-2-0								
2-1-1		0-0-0		0-0-0		HOME		0-1-0		0-0-1		2-0-0								
2-7-0		0-1-0		0-1-0		AWAY		0-1-0		0-2-0		2-2-0								
0-0-0		0-0-0		0-0-0		NEUTRAL		0-0-0		0-0-0		0-0-0								
4-6-1		0-1-0		0-1-0		NON-CONFERENCE		0-2-0		0-1-1		4-1-0								
2-1-1		0-0-0		0-0-0		HOME		0-1-0		0-0-1		2-0-0								
2-5-0		0-1-0		0-0-		AWAY		0-1-0		0-1-0		2-1-0								
0-0-0		0-0-0		0-0-0		NEUTRAL		0-0-0		0-0-0		0-0-0								
0-2-0		0-0-0		0-0-0		CONFERENCE		0-0-0		0-1-0		0-1-0								
0-0-0		0-0-0		0-0-0		HOME		0-0-0		0-0-0		0-0-0								
0-2-0		0-0-0		0-0-0		AWAY		0-0-0		0-1-0		0-1-0								
0-0-0		0-0-0		0-0-0		NEUTRAL		0-0-0		0-0-0		0-0-0								
RPI	S	Opponent		Score		RPI	S	Opponent		Score		RPI	S	Opponent		Score				
24	A	Rice		1	4	35	A	Baylor		0	3	82	A	Tulsa		0	6			
												100	H	UTEP		1	3			
														122 A North Texas		1	3			
														124 A Texas St.		0	1			
														136 H Louisiana Tech		0	0			
														183 A Oral Roberts		2	3			
														186 A UTSA		0	2			
														257 H Houston Baptist		2	1			
														317 H Texas Southern		9	0			
														318 A Grambling		4	1			
														320 A Prairie View		1	0			
LAST 10 GAMES																				
124 A Texas St.						0	1	186 A UTSA						0	2					
320 A Prairie View						1	0	122 A North Texas						1	3					
136 H Louisiana Tech						0	0	24 A Rice						1	4					
100 H UTEP						1	3	318 A Grambling						4	1					
317 H Texas Southern						9	0	82 A Tulsa						0	6					

Non-Div. I Games:

Sam Houston St.

Average RPI Win: 272		WON-LOST	WINNING	LAST 10	STRENGTH OF		OPP. STRENGTH	TEAM	ADJ		CONF.	ADJ CONF.			
Average RPI Loss: 138		RECORD	PCT. RANK	GAMES	SCHEDULE		OF SCHEDULE	RPI	RPI		RPI	RPI			
DIV. I ONLY		6-7-1	.46429	176	4-4-1		288	238	262	.42372	257	31	31		
DIV. I NON-CONF.		5-7-0	.41667	200	3-4-0		233	244	238	.43584	235	31	31		
<hr/>															
TOTALS		RPI 1-25		RPI 26-50		W-L RECORDS		RPI 51-100		RPI 101-150		RPI 150+			
6-7-1		0-0-0		0-0-0		OVERALL		0-3-0		0-2-0		6-2-1			
4-2-0		0-0-0		0-0-0		HOME		0-1-0		0-1-0		4-0-0			
2-5-1		0-0-0		0-0-0		AWAY		0-2-0		0-1-0		2-2-1			
0-0-0		0-0-0		0-0-0		NEUTRAL		0-0-0		0-0-0		0-0-0			
<hr/>															
5-7-0		0-0-0		0-0-0		NON-CONFERENCE		0-3-0		0-2-0		5-2-0			
4-2-0		0-0-0		0-0-0		HOME		0-1-0		0-1-0		4-0-0			
1-5-0		0-0-0		0-0-		AWAY		0-2-0		0-1-0		1-2-0			
0-0-0		0-0-0		0-0-0		NEUTRAL		0-0-0		0-0-0		0-0-0			
<hr/>															
1-0-1		0-0-0		0-0-0		CONFERENCE		0-0-0		0-0-0		1-0-1			
0-0-0		0-0-0		0-0-0		HOME		0-0-0		0-0-0		0-0-0			
1-0-1		0-0-0		0-0-0		AWAY		0-0-0		0-0-0		1-0-1			
0-0-0		0-0-0		0-0-0		NEUTRAL		0-0-0		0-0-0		0-0-0			
<hr/>															
RPI	S	Opponent	Score	RPI	S	Opponent	Score	RPI	S	Opponent	Score	RPI	S	Opponent	Score
						59 A	Stephen F. Austin	0	3	124 A	Texas St.	1	2		
						86 H	TCU	0	3	129 H	Houston	0	1		
						100 A	UTEP	0	4	214 A	New Mexico St.	0	2		
										217 H	McNeese St.	2	0		
										222 H	Northwestern St.	2	0		
										255 A	Sam Houston St.	1	2		
										270 H	Lamar	3	0		
										282 A	Howard	1	0		
										309 A	Delaware St.	0	0		
										318 A	Grambling	2	1		
										321 H	Southern U.	6	0		
<hr/>															
LAST 10 GAMES															
						282 A	Howard	1	0	309 A	Delaware St.	0	0		
						86 H	TCU	0	3	59 A	Stephen F. Austin	0	3		
						124 A	Texas St.	1	2	318 A	Grambling	2	1		
						321 H	Southern U.	6	0	222 H	Northwestern St.	2	0		
						129 H	Houston	0	1	270 H	Lamar	3	0		

Non-Div. I Games:

Houston Baptist

Average RPI Win:	298	WON-LOST	WINNING	LAST 10	STRENGTH OF	OPP. STRENGTH	TEAM	ADJ	CONF.	ADJ CONF.		
Average RPI Loss:	156	RECORD	PCT. RANK	GAMES	SCHEDULE	OF SCHEDULE	RPI	RPI	RPI	RPI		
DIV. I ONLY		3-8-0	.27273	265	2-8-0	134	305	258	.42239	258	10	10
DIV. I NON-CONF.		3-6-0	.33333	238	2-6-0	204	306	269	.41321	269	10	10
<hr/>												
TOTALS	RPI 1-25	RPI 26-50		W-L RECORDS		RPI 51-100		RPI 101-150		RPI 150+		
3-8-0	0-0-0	0-0-0		OVERALL		0-2-0		0-1-0		3-5-0		
2-1-0	0-0-0	0-0-0		HOME		0-0-0		0-0-0		2-1-0		
1-7-0	0-0-0	0-0-0		AWAY		0-2-0		0-1-0		1-4-0		
0-0-0	0-0-0	0-0-0		NEUTRAL		0-0-0		0-0-0		0-0-0		
3-6-0	0-0-0	0-0-0		NON-CONFERENCE		0-1-0		0-1-0		3-4-0		
2-1-0	0-0-0	0-0-0		HOME		0-0-0		0-0-0		2-1-0		
1-5-0	0-0-0	0-0-		AWAY		0-1-0		0-1-0		1-3-0		
0-0-0	0-0-0	0-0-0		NEUTRAL		0-0-0		0-0-0		0-0-0		
0-2-0	0-0-0	0-0-0		CONFERENCE		0-1-0		0-0-0		0-1-0		
0-0-0	0-0-0	0-0-0		HOME		0-0-0		0-0-0		0-0-0		
0-2-0	0-0-0	0-0-0		AWAY		0-1-0		0-0-0		0-1-0		
0-0-0	0-0-0	0-0-0		NEUTRAL		0-0-0		0-0-0		0-0-0		
RPI	S	Opponent	Score	RPI	S	Opponent	Score	RPI	S	Opponent	Score	
						55 A La Salle	0 5			115 A Buffalo	0 3	
						84 A Hartford	1 5			154 A Drexel	1 4	
										171 A Fordham	0 1	
										185 A Rider	0 5	
										203 H Siena	1 3	
										280 H Francis Marion	1 0	
										281 A Niagara	0 1	
										307 A Iona	1 0	
										308 H UMBC	2 1	

Non-Div. I Games:

Temple

Average RPI Win:	266	WON-LOST	WINNING	LAST 10	STRENGTH OF	OPP. STRENGTH	TEAM	ADJ	CONF.	ADJ CONF.	
Average RPI Loss:	128	RECORD	PCT. RANK	GAMES	SCHEDULE	OF SCHEDULE	RPI	RPI	RPI	RPI	
DIV. I ONLY	2-7-1	.25	275	2-7-1	164	228	264	.42218	259	17	17
DIV. I NON-CONF.	2-6-1	.27778	262	2-6-1	179	220	262	.42142	258	17	17
<hr/>											
TOTALS	RPI 1-25	RPI 26-50		W-L RECORDS		RPI 51-100		RPI 101-150		RPI 150+	
2-7-1	0-1-0	0-0-0		OVERALL		0-0-0		0-3-0		2-3-1	
0-4-0	0-1-0	0-0-0		HOME		0-0-0		0-1-0		0-2-0	
2-3-1	0-0-0	0-0-0		AWAY		0-0-0		0-2-0		2-1-1	
0-0-0	0-0-0	0-0-0		NEUTRAL		0-0-0		0-0-0		0-0-0	
2-6-1	0-1-0	0-0-0		NON-CONFERENCE		0-0-0		0-2-0		2-3-1	
0-4-0	0-1-0	0-0-0		HOME		0-0-0		0-1-0		0-2-0	
2-2-1	0-0-0	0-0-		AWAY		0-0-0		0-1-0		2-1-1	
0-0-0	0-0-0	0-0-0		NEUTRAL		0-0-0		0-0-0		0-0-0	
0-1-0	0-0-0	0-0-0		CONFERENCE		0-0-0		0-1-0		0-0-0	
0-0-0	0-0-0	0-0-0		HOME		0-0-0		0-0-0		0-0-0	
0-1-0	0-0-0	0-0-0		AWAY		0-0-0		0-1-0		0-0-0	
0-0-0	0-0-0	0-0-0		NEUTRAL		0-0-0		0-0-0		0-0-0	
RPI	S	Opponent	Score	RPI	S	Opponent	Score	RPI	S	Opponent	Score
21	H	Penn St.	0 4					109	A	Colgate	0 3
								115	A	Buffalo	0 1
								121	H	Marist	1 2
								164	H	St. Bonaventure	0 1
								170	H	Saint Francis (PA)	1 2
								198	A	Canisius	0 1
								223	A	Cornell	1 0
								287	A	Mt. St. Mary's	0 0
								308	A	UMBC	2 1
LAST 10 GAMES				LAST 10 GAMES							
287	A	Mt. St. Mary's	0 0	109	A	Colgate	0 3				
121	H	Marist	1 2	308	A	UMBC	2 1				
21	H	Penn St.	0 4	198	A	Canisius	0 1				
170	H	Saint Francis (PA)	1 2	115	A	Buffalo	0 1				
223	A	Cornell	1 0	164	H	St. Bonaventure	0 1				

Non-Div. I Games:

Bucknell

Average RPI Win: 223		WON-LOST	WINNING	LAST 10	STRENGTH OF		OPP. STRENGTH	TEAM	ADJ		CONF.	ADJ CONF.
Average RPI Loss: 192		RECORD	PCT. RANK	GAMES	SCHEDULE		OF SCHEDULE	RPI	RPI		RPI	RPI
DIV. I ONLY		5-6-0	.45455 186	5-5-0	290		195	259	.42207 260		30	30
DIV. I NON-CONF.		4-6-0	.4 207	4-5-0	290		196	270	.41166 272		30	30
TOTALS		RPI 1-25	RPI 26-50		W-L RECORDS		RPI 51-100		RPI 101-150		RPI 150+	
5-6-0		0-0-0	0-0-0		OVERALL		0-1-0		1-1-0		4-4-0	
2-2-0		0-0-0	0-0-0		HOME		0-0-0		0-1-0		2-1-0	
2-4-0		0-0-0	0-0-0		AWAY		0-1-0		0-0-0		2-3-0	
1-0-0		0-0-0	0-0-0		NEUTRAL		0-0-0		1-0-0		0-0-0	
4-6-0		0-0-0	0-0-0		NON-CONFERENCE		0-1-0		1-1-0		3-4-0	
2-2-0		0-0-0	0-0-0		HOME		0-0-0		0-1-0		2-1-0	
1-4-0		0-0-0	0-0-		AWAY		0-1-0		0-0-0		1-3-0	
1-0-0		0-0-0	0-0-0		NEUTRAL		0-0-0		1-0-0		0-0-0	
1-0-0		0-0-0	0-0-0		CONFERENCE		0-0-0		0-0-0		1-0-0	
0-0-0		0-0-0	0-0-0		HOME		0-0-0		0-0-0		0-0-0	
1-0-0		0-0-0	0-0-0		AWAY		0-0-0		0-0-0		1-0-0	
0-0-0		0-0-0	0-0-0		NEUTRAL		0-0-0		0-0-0		0-0-0	
RPI S	Opponent	Score	RPI S	Opponent	Score	RPI S	Opponent	Score	RPI S	Opponent	Score	
						79 A	Utah St.	1 2	120 H	Seattle	1 2	
									128 N	Detroit	2 0	
									172 H	UNLV	1 0	
									196 A	Utah Valley	2 4	
									236 A	San Francisco	0 2	
									250 H	Boise St.	0 1	
									252 H	Idaho	2 1	
									266 A	Sacramento St.	3 2	
									271 A	San Jose St.	0 1	
									295 A	Nevada	2 0	
LAST 10 GAMES												
						271 A	San Jose St.	0 1	266 A	Sacramento St.	3 2	
						236 A	San Francisco	0 2	295 A	Nevada	2 0	
						120 H	Seattle	1 2	252 H	Idaho	2 1	
						250 H	Boise St.	0 1	172 H	UNLV	1 0	
						128 N	Detroit	2 0	79 A	Utah St.	1 2	

Non-Div. I Games:

Portland St.

Average RPI Win: 246		WON-LOST	WINNING	LAST 10	STRENGTH OF		OPP. STRENGTH	TEAM	ADJ	CONF.	ADJ CONF.
Average RPI Loss: 161		RECORD	PCT. RANK	GAMES	SCHEDULE		OF SCHEDULE	RPI	RPI	RPI	RPI
DIV. I ONLY		4-7-2	.38462	220	4-4-1		239	260	257	.42171	261
DIV. I NON-CONF.		1-6-2	.22222	281	1-3-1		255	255	297	.37249	295
TOTALS		RPI 1-25	RPI 26-50		W-L RECORDS		RPI 51-100		RPI 101-150		RPI 150+
4-7-2	0-0-0	0-0-0		OVERALL		0-2-0		0-1-0		4-4-2	
3-2-0	0-0-0	0-0-0		HOME		0-0-0		0-0-0		3-2-0	
1-5-2	0-0-0	0-0-0		AWAY		0-2-0		0-1-0		1-2-2	
0-0-0	0-0-0	0-0-0		NEUTRAL		0-0-0		0-0-0		0-0-0	
1-6-2	0-0-0	0-0-0		NON-CONFERENCE		0-1-0		0-1-0		1-4-2	
1-2-0	0-0-0	0-0-0		HOME		0-0-0		0-0-0		1-2-0	
0-4-2	0-0-0	0-0-		AWAY		0-1-0		0-1-0		0-2-2	
0-0-0	0-0-0	0-0-0		NEUTRAL		0-0-0		0-0-0		0-0-0	
3-1-0	0-0-0	0-0-0		CONFERENCE		0-1-0		0-0-0		3-0-0	
2-0-0	0-0-0	0-0-0		HOME		0-0-0		0-0-0		2-0-0	
1-1-0	0-0-0	0-0-0		AWAY		0-1-0		0-0-0		1-0-0	
0-0-0	0-0-0	0-0-0		NEUTRAL		0-0-0		0-0-0		0-0-0	
RPI S	Opponent	Score	RPI S	Opponent	Score	RPI S	Opponent	Score	RPI S	Opponent	Score
						62 A	Missouri	1 4	123 A	Akron	0 2
						63 A	Southeast Mo. St.	0 1	157 H	Butler	2 3
									175 A	UT Martin	1 0
									204 A	Belmont	0 1
									219 H	Western Ill.	1 0
									243 H	Valparaiso	0 2
									275 A	UNI	0 1
									289 A	Northern Ill.	0 0
									291 A	IUPUI	2 2
									293 H	Tennessee Tech	2 0
									298 H	Jacksonville St.	2 0
LAST 10 GAMES											
						63 A	Southeast Mo. St.	0 1	175 A	UT Martin	1 0
						298 H	Jacksonville St.	2 0	243 H	Valparaiso	0 2
						293 H	Tennessee Tech	2 0	219 H	Western Ill.	1 0
						123 A	Akron	0 2	157 H	Butler	2 3
						289 A	Northern Ill.	0 0	291 A	IUPUI	2 2

Non-Div. I Games:

Eastern Ill.

Average RPI Win: 282		WON-LOST RECORD	WINNING PCT. RANK	LAST 10 GAMES	STRENGTH OF SCHEDULE	OPP. STRENGTH OF SCHEDULE	TEAM RPI	ADJ RPI		CONF. RPI	ADJ CONF. RPI
Average RPI Loss: 169											
DIV. I ONLY		3-5-4	.41667 202	2-4-4	258	278	260	.42145	262	25	25
DIV. I NON-CONF.		2-4-4	.4 207	1-3-4	239	269	253	.42495	255	25	25
<hr/>											
TOTALS		RPI 1-25	RPI 26-50		W-L RECORDS		RPI 51-100		RPI 101-150		RPI 150+
3-5-4		0-0-0	0-0-0		OVERALL		0-1-0		0-1-0		3-3-4
2-3-0		0-0-0	0-0-0		HOME		0-1-0		0-0-0		2-2-0
1-2-3		0-0-0	0-0-0		AWAY		0-0-0		0-1-0		1-1-3
0-0-1		0-0-0	0-0-0		NEUTRAL		0-0-0		0-0-0		0-0-1
2-4-4		0-0-0	0-0-0		NON-CONFERENCE		0-1-0		0-1-0		2-2-4
1-3-0		0-0-0	0-0-0		HOME		0-1-0		0-0-0		1-2-0
1-1-3		0-0-0	0-0-		AWAY		0-0-0		0-1-0		1-0-3
0-0-1		0-0-0	0-0-0		NEUTRAL		0-0-0		0-0-0		0-0-1
1-1-0		0-0-0	0-0-0		CONFERENCE		0-0-0		0-0-0		1-1-0
1-0-0		0-0-0	0-0-0		HOME		0-0-0		0-0-0		1-0-0
0-1-0		0-0-0	0-0-0		AWAY		0-0-0		0-0-0		0-1-0
0-0-0		0-0-0	0-0-0		NEUTRAL		0-0-0		0-0-0		0-0-0
RPI	S	Opponent	Score	RPI	S	Opponent	Score	RPI	S	Opponent	Score

Non-Div. I Games:

Drake

Average RPI Win:	233	WON-LOST RECORD	WINNING PCT. RANK	LAST 10 GAMES	STRENGTH OF SCHEDULE	OPP. STRENGTH OF SCHEDULE	TEAM RPI	ADJ RPI	CONF. RPI	ADJ CONF. RPI			
DIV. I ONLY		3-8-2	.30769	256	2-7-1	171	274	256	.42117	263	14	14	
DIV. I NON-CONF.		2-6-2	.3	253	1-5-1	218	261	273	.40547	274	13	13	
<hr/>													
TOTALS	RPI 1-25	RPI 26-50		W-L RECORDS		RPI 51-100		RPI 101-150		RPI 150+			
3-8-2	0-0-0	0-1-0		OVERALL		0-0-1		1-2-0		2-5-1			
3-2-1	0-0-0	0-0-0		HOME		0-0-1		1-1-0		2-1-0			
0-6-1	0-0-0	0-1-0		AWAY		0-0-0		0-1-0		0-4-0			
0-0-0	0-0-0	0-0-0		NEUTRAL		0-0-0		0-0-0		0-0-0			
2-6-2	0-0-0	0-1-0		NON-CONFERENCE		0-0-1		0-1-0		2-4-1			
2-2-1	0-0-0	0-0-0		HOME		0-0-1		0-1-0		2-1-0			
0-4-1	0-0-0	0-0-		AWAY		0-0-0		0-0-0		0-3-1			
0-0-0	0-0-0	0-0-0		NEUTRAL		0-0-0		0-0-0		0-0-0			
1-2-0	0-0-0	0-0-0		CONFERENCE		0-0-0		1-1-0		0-1-0			
1-0-0	0-0-0	0-0-0		HOME		0-0-0		1-0-0		0-0-0			
0-2-0	0-0-0	0-0-0		AWAY		0-0-0		0-1-0		0-1-0			
0-0-0	0-0-0	0-0-0		NEUTRAL		0-0-0		0-0-0		0-0-0			
RPI	S	Opponent	Score	RPI	S	Opponent	Score	RPI	S	Opponent	Score		
				30	A	Wisconsin	0 1	93	H	Iowa St.	0 0		
										128	A	Detroit	0 2
										133	H	North Dakota St.	0 1
										142	H	Cleveland St.	2 1
										212	A	South Dakota St.	0 1
										219	H	Western Ill.	0 1
										243	A	Valparaiso	0 1
										262	A	Drake	1 3
										273	H	North Dakota	3 1
										275	A	UNI	0 1
										284	H	Neb. Omaha	2 0
										297	A	South Dakota	0 0
LAST 10 GAMES													
				142	H	Cleveland St.	2 1	128	A	Detroit	0 2		
				219	H	Western Ill.	0 1	133	H	North Dakota St.	0 1		
				243	A	Valparaiso	0 1	273	H	North Dakota	3 1		
				275	A	UNI	0 1	297	A	South Dakota	0 0		
				212	A	South Dakota St.	0 1	30	A	Wisconsin	0 1		

Non-Div. I Games:

Green Bay

Average RPI Win:	266	WON-LOST	WINNING	LAST 10	STRENGTH OF	OPP. STRENGTH	TEAM	ADJ	CONF.	ADJ CONF.	
Average RPI Loss:	187	RECORD	PCT. RANK	GAMES	SCHEDULE	OF SCHEDULE	RPI	RPI	RPI	RPI	
DIV. I ONLY	4-5-1	.45	193	4-5-1	282	259	261	.42055	264	20	20
DIV. I NON-CONF.	3-3-1	.5	148	3-3-1	252	290	223	.44276	223	21	21
<hr/>											
TOTALS	RPI 1-25	RPI 26-50		W-L RECORDS		RPI 51-100		RPI 101-150		RPI 150+	
4-5-1	0-0-0	0-0-0		OVERALL		0-1-0		0-0-0		4-4-1	
4-2-1	0-0-0	0-0-0		HOME		0-1-0		0-0-0		4-1-1	
0-3-0	0-0-0	0-0-0		AWAY		0-0-0		0-0-0		0-3-0	
0-0-0	0-0-0	0-0-0		NEUTRAL		0-0-0		0-0-0		0-0-0	
<hr/>											
3-3-1	0-0-0	0-0-0		NON-CONFERENCE		0-1-0		0-0-0		3-2-1	
3-1-1	0-0-0	0-0-0		HOME		0-1-0		0-0-0		3-0-1	
0-2-0	0-0-0	0-0-		AWAY		0-0-0		0-0-0		0-2-0	
0-0-0	0-0-0	0-0-0		NEUTRAL		0-0-0		0-0-0		0-0-0	
<hr/>											
1-2-0	0-0-0	0-0-0		CONFERENCE		0-0-0		0-0-0		1-2-0	
1-1-0	0-0-0	0-0-0		HOME		0-0-0		0-0-0		1-1-0	
0-1-0	0-0-0	0-0-0		AWAY		0-0-0		0-0-0		0-1-0	
0-0-0	0-0-0	0-0-0		NEUTRAL		0-0-0		0-0-0		0-0-0	
<hr/>											
RPI	S	Opponent	Score	RPI	S	Opponent	Score	RPI	S	Opponent	Score
								84	H	Hartford	0 2
								160	A	Saint Joseph's	0 4
								166	H	Central Conn. St.	2 0
								185	H	Rider	0 0
								206	A	Long Island	1 4
								239	H	Quinnipiac	2 4
								245	A	Binghamton	0 2
								272	H	Manhattan	2 1
								311	H	NJIT	1 0
								313	H	Saint Peter's	1 0
				LAST 10 GAMES							
239 H Quinnipiac				2	4	166 H Central Conn. St.				2	0
206 A Long Island				1	4	311 H NJIT				1	0
160 A Saint Joseph's				0	4	245 A Binghamton				0	2
313 H Saint Peter's				1	0	84 H Hartford				0	2
272 H Manhattan				2	1	185 H Rider				0	0

Non-Div. I Games:

Fairleigh Dickinson

Average RPI Win: 243		WON-LOST	WINNING	LAST 10	STRENGTH OF		OPP. STRENGTH	TEAM	ADJ	CONF.	ADJ CONF.
Average RPI Loss: 129		RECORD	PCT. RANK	GAMES	SCHEDULE		OF SCHEDULE	RPI	RPI	RPI	RPI
DIV. I ONLY		2-9-0	.18182	298	1-8-0		122	197	265	.42021	265
DIV. I NON-CONF.		2-7-0	.22222	281	1-6-0		108	227	245	.431	242
TOTALS		RPI 1-25	RPI 26-50		W-L RECORDS		RPI 51-100		RPI 101-150		RPI 150+
2-9-0	0-0-0	0-1-0		OVERALL		0-2-0		0-2-0		2-4-0	
1-4-0	0-0-0	0-1-0		HOME		0-1-0		0-1-0		1-1-0	
1-4-0	0-0-0	0-0-0		AWAY		0-1-0		0-0-0		1-3-0	
0-1-0	0-0-0	0-0-0		NEUTRAL		0-0-0		0-1-0		0-0-0	
2-7-0	0-0-0	0-0-0		NON-CONFERENCE		0-2-0		0-2-0		2-3-0	
1-3-0	0-0-0	0-0-0		HOME		0-1-0		0-1-0		1-1-0	
1-3-0	0-0-0	0-0-		AWAY		0-1-0		0-0-0		1-2-0	
0-1-0	0-0-0	0-0-0		NEUTRAL		0-0-0		0-1-0		0-0-0	
0-2-0	0-0-0	0-1-0		CONFERENCE		0-0-0		0-0-0		0-1-0	
0-1-0	0-0-0	0-1-0		HOME		0-0-0		0-0-0		0-0-0	
0-1-0	0-0-0	0-0-0		AWAY		0-0-0		0-0-0		0-1-0	
0-0-0	0-0-0	0-0-0		NEUTRAL		0-0-0		0-0-0		0-0-0	
RPI S	Opponent	Score	RPI S	Opponent	Score	RPI S	Opponent	Score	RPI S	Opponent	Score
			31 H	Boston U.	0 2	55 H	La Salle	0 3	101 N	Hofstra	0 5
						58 A	St. John's (NY)	0 2	109 H	Colgate	1 4
									159 H	Bryant	1 2
									166 A	Central Conn. St.	2 3
									178 H	Sacred Heart	3 2
									208 A	New Hampshire	3 5
									272 A	Manhattan	1 3
									307 A	Iona	1 0
LAST 10 GAMES											
			208 A	New Hampshire	3 5	159 H	Bryant	1 2			
			31 H	Boston U.	0 2	109 H	Colgate	1 4			
			272 A	Manhattan	1 3	307 A	Iona	1 0			
			166 A	Central Conn. St.	2 3	101 N	Hofstra	0 5			
			55 H	La Salle	0 3	58 A	St. John's (NY)	0 2			

Non-Div. I Games:

Albany (NY)

Average RPI Win:	220	WON-LOST	WINNING	LAST 10	STRENGTH OF	OPP. STRENGTH	TEAM	ADJ	CONF.	ADJ CONF.	
Average RPI Loss:	158	RECORD	PCT. RANK	GAMES	SCHEDULE	OF SCHEDULE	RPI	RPI	RPI	RPI	
DIV. I ONLY	3-7-0	.3	258	3-6-0	196	232	266	.41882	266	30	30
DIV. I NON-CONF.	3-6-0	.33333	238	3-5-0	187	211	235	.43549	237	30	30
<hr/>											
TOTALS	RPI 1-25	RPI 26-50		W-L RECORDS	RPI 51-100		RPI 101-150		RPI 150+		
3-7-0	0-0-0	0-1-0		OVERALL	0-1-0		0-2-0		3-3-0		
3-3-0	0-0-0	0-0-0		HOME	0-0-0		0-1-0		3-2-0		
0-4-0	0-0-0	0-1-0		AWAY	0-1-0		0-1-0		0-1-0		
0-0-0	0-0-0	0-0-0		NEUTRAL	0-0-0		0-0-0		0-0-0		
<hr/>											
3-6-0	0-0-0	0-1-0		NON-CONFERENCE	0-1-0		0-2-0		3-2-0		
3-2-0	0-0-0	0-0-0		HOME	0-0-0		0-1-0		3-1-0		
0-4-0	0-0-0	0-0-		AWAY	0-1-0		0-1-0		0-1-0		
0-0-0	0-0-0	0-0-0		NEUTRAL	0-0-0		0-0-0		0-0-0		
<hr/>											
0-1-0	0-0-0	0-0-0		CONFERENCE	0-0-0		0-0-0		0-1-0		
0-1-0	0-0-0	0-0-0		HOME	0-0-0		0-0-0		0-1-0		
0-0-0	0-0-0	0-0-0		AWAY	0-0-0		0-0-0		0-0-0		
0-0-0	0-0-0	0-0-0		NEUTRAL	0-0-0		0-0-0		0-0-0		
<hr/>											
RPI	S	Opponent	Score	RPI	S	Opponent	Score	RPI	S	Opponent	Score
				43	A	Long Beach St.	0 3	76	A	Fresno St.	0 2
								120	H	Seattle	1 2
								141	A	UC Davis	0 1
								153	H	Creighton	2 1
								168	H	Pacific	0 3
								236	H	San Francisco	1 0
								260	H	Portland St.	2 3
								271	H	San Jose St.	1 0
								295	A	Nevada	1 2
<hr/>											
LAST 10 GAMES											
				295	A	Nevada	1 2	260	H	Portland St.	2 3
				271	H	San Jose St.	1 0	168	H	Pacific	0 3
				153	H	Creighton	2 1	141	A	UC Davis	0 1
				236	H	San Francisco	1 0	43	A	Long Beach St.	0 3
				76	A	Fresno St.	0 2	120	H	Seattle	1 2

Non-Div. I Games: Master's 3 0

Sacramento St.

Average RPI Win: 248		WON-LOST	WINNING	LAST 10	STRENGTH OF		OPP. STRENGTH	TEAM	ADJ		CONF.	ADJ CONF.		
Average RPI Loss: 190		RECORD	PCT. RANK	GAMES	SCHEDULE		OF SCHEDULE	RPI	RPI		RPI	RPI		
DIV. I ONLY		4-7-1	.375	227	2-7-1		227	298	268	.41615	267	30	30	
DIV. I NON-CONF.		3-7-1	.31818	246	1-7-1		161	301	254	.42142	258	30	30	
<hr/>														
TOTALS		RPI 1-25		RPI 26-50		W-L RECORDS		RPI 51-100		RPI 101-150		RPI 150+		
4-7-1		0-0-0		0-0-0		OVERALL		0-0-0		0-3-0		4-4-1		
1-2-0		0-0-0		0-0-0		HOME		0-0-0		0-1-0		1-1-0		
1-5-1		0-0-0		0-0-0		AWAY		0-0-0		0-2-0		1-3-1		
2-0-0		0-0-0		0-0-0		NEUTRAL		0-0-0		0-0-0		2-0-0		
3-7-1		0-0-0		0-0-0		NON-CONFERENCE		0-0-0		0-3-0		3-4-1		
0-2-0		0-0-0		0-0-0		HOME		0-0-0		0-1-0		0-1-0		
1-5-1		0-0-0		0-0-		AWAY		0-0-0		0-2-0		1-3-1		
2-0-0		0-0-0		0-0-0		NEUTRAL		0-0-0		0-0-0		2-0-0		
1-0-0		0-0-0		0-0-0		CONFERENCE		0-0-0		0-0-0		1-0-0		
1-0-0		0-0-0		0-0-0		HOME		0-0-0		0-0-0		1-0-0		
0-0-0		0-0-0		0-0-0		AWAY		0-0-0		0-0-0		0-0-0		
0-0-0		0-0-0		0-0-0		NEUTRAL		0-0-0		0-0-0		0-0-0		
RPI	S	Opponent		Score	RPI	S	Opponent		Score	RPI	S	Opponent		Score
										133	A	North Dakota St.		0 3
										133	H	North Dakota St.		0 4
										149	A	Gonzaga		0 2
										176	N	Wyoming		2 1
										196	A	Utah Valley		2 3
										196	H	Utah Valley		1 2
										250	A	Boise St.		4 3
										250	N	Boise St.		2 1
										252	A	Idaho		2 3
										273	A	North Dakota		1 2
										303	A	Southern Utah		4 4
										315	H	Eastern Wash.		1 0
<hr/>														
LAST 10 GAMES														
										315	H	Eastern Wash.		1 0
										149	A	Gonzaga		0 2
										196	H	Utah Valley		1 2
										133	H	North Dakota St.		0 4
										252	A	Idaho		2 3
										250	N	Boise St.		2 1

Non-Div. I Games:

Montana

Average RPI Win: 243		WON-LOST RECORD		WINNING PCT. RANK		LAST 10 GAMES		STRENGTH OF SCHEDULE		OPP. STRENGTH OF SCHEDULE		TEAM RPI		ADJ RPI		CONF. RPI		ADJ CONF. RPI	
DIV. I ONLY		1-8-4		.23077 287		1-6-3		159		217		267		.41596 268		25		25	
DIV. I NON-CONF.		1-7-4		.25 269		1-5-3		155		215		260		.42046 262		25		25	
TOTALS		RPI 1-25		RPI 26-50		W-L RECORDS		RPI 51-100		RPI 101-150		RPI 150+							
1-8-4		0-0-0		0-1-0		OVERALL		0-2-0		0-1-1		1-4-3							
0-5-1		0-0-0		0-1-0		HOME		0-1-0		0-0-0		0-3-1							
1-3-2		0-0-0		0-0-0		AWAY		0-1-0		0-1-1		1-1-1							
0-0-1		0-0-0		0-0-0		NEUTRAL		0-0-0		0-0-0		0-0-1							
1-7-4		0-0-0		0-1-0		NON-CONFERENCE		0-2-0		0-1-1		1-3-3							
0-4-1		0-0-0		0-1-0		HOME		0-1-0		0-0-0		0-2-1							
1-3-2		0-0-0		0-0-		AWAY		0-1-0		0-1-1		1-1-1							
0-0-1		0-0-0		0-0-0		NEUTRAL		0-0-0		0-0-0		0-0-1							
0-1-0		0-0-0		0-0-0		CONFERENCE		0-0-0		0-0-0		0-1-0							
0-1-0		0-0-0		0-0-0		HOME		0-0-0		0-0-0		0-1-0							
0-0-0		0-0-0		0-0-0		AWAY		0-0-0		0-0-0		0-0-0							
0-0-0		0-0-0		0-0-0		NEUTRAL		0-0-0		0-0-0		0-0-0							
RPI	S	Opponent		Score		RPI	S	Opponent		Score		RPI	S	Opponent		Score			
						34	H	Central Mich.	1	3			63	H	Southeast Mo. St.	0	3		
													97	A	Xavier	0	1		
															118	A	Indiana	2	2
															130	A	Saint Louis	0	4
															152	H	Miami (OH)	3	4
															153	H	Creighton	1	2
															175	H	UT Martin	2	2
															197	A	Morehead St.	1	3
															243	A	Valparaiso	1	0
															270	N	Lamar	2	2
															279	H	IPFW	0	1
															299	A	Northern Ariz.	0	0
LAST 10 GAMES																			
						279	H	IPFW	0	1			153	H	Creighton	1	2		
						175	H	UT Martin	2	2			197	A	Morehead St.	1	3		
						152	H	Miami (OH)	3	4			63	H	Southeast Mo. St.	0	3		
						299	A	Northern Ariz.	0	0			97	A	Xavier	0	1		
						270	N	Lamar	2	2			243	A	Valparaiso	1	0		

Non-Div. I Games:

Evansville

Average RPI Win: 255		WON-LOST	WINNING	LAST 10	STRENGTH OF		OPP. STRENGTH	TEAM	ADJ		CONF.	ADJ CONF.
Average RPI Loss: 124		RECORD	PCT. RANK	GAMES	SCHEDULE		OF SCHEDULE	RPI	RPI		RPI	RPI
DIV. I ONLY		2-9-0	.18182	298	1-9-0		158	175	269		.41063	269
DIV. I NON-CONF.		2-6-0	.25	269	1-6-0		184	183	267		.4188	266
TOTALS		RPI 1-25	RPI 26-50		W-L RECORDS		RPI 51-100		RPI 101-150		RPI 150+	
2-9-0		0-0-0	0-0-0		OVERALL		0-4-0		0-1-0		2-4-0	
0-3-0		0-0-0	0-0-0		HOME		0-2-0		0-0-0		0-1-0	
2-4-0		0-0-0	0-0-0		AWAY		0-1-0		0-1-0		2-2-0	
0-2-0		0-0-0	0-0-0		NEUTRAL		0-1-0		0-0-0		0-1-0	
2-6-0		0-0-0	0-0-0		NON-CONFERENCE		0-3-0		0-0-0		2-3-0	
0-2-0		0-0-0	0-0-0		HOME		0-1-0		0-0-0		0-1-0	
2-2-0		0-0-0	0-0-		AWAY		0-1-0		0-0-0		2-1-0	
0-2-0		0-0-0	0-0-0		NEUTRAL		0-1-0		0-0-0		0-1-0	
0-3-0		0-0-0	0-0-0		CONFERENCE		0-1-0		0-1-0		0-1-0	
0-1-0		0-0-0	0-0-0		HOME		0-1-0		0-0-0		0-0-0	
0-2-0		0-0-0	0-0-0		AWAY		0-0-0		0-1-0		0-1-0	
0-0-0		0-0-0	0-0-0		NEUTRAL		0-0-0		0-0-0		0-0-0	
RPI S	Opponent	Score	RPI S	Opponent	Score	RPI S	Opponent	Score	RPI S	Opponent	Score	
						52 H	William & Mary	0 3	140 A	Old Dominion	2 3	
						54 N	South Carolina	0 2	154 A	Drexel	1 3	
						94 A	East Carolina	0 2	165 N	Furman	1 2	
						95 H	Western Caro.	0 1	167 A	Charlotte	0 1	
									191 H	North Florida	0 1	
									230 A	Davidson	2 1	
									280 A	Francis Marion	2 0	
LAST 10 GAMES												
						140 A	Old Dominion	2 3	52 H	William & Mary	0 3	
						154 A	Drexel	1 3	165 N	Furman	1 2	
						95 H	Western Caro.	0 1	230 A	Davidson	2 1	
						191 H	North Florida	0 1	167 A	Charlotte	0 1	
						54 N	South Carolina	0 2	94 A	East Carolina	0 2	

Non-Div. I Games:

UNC Wilmington

Average RPI Win: 293		WON-LOST RECORD	WINNING PCT. RANK		LAST 10 GAMES	STRENGTH OF SCHEDULE	OPP. STRENGTH OF SCHEDULE	TEAM RPI	ADJ RPI		CONF. RPI	ADJ CONF. RPI					
Average RPI Loss: 142																	
DIV. I ONLY		4-5-1	.45	193	4-4-1	298	255	271	.41026	270	22	22					
DIV. I NON-CONF.		3-5-1	.38889	211	3-4-1	303	246	289	.38886	285	26	26					
<hr/>																	
TOTALS		RPI 1-25		RPI 26-50		W-L RECORDS		RPI 51-100		RPI 101-150		RPI 150+					
4-5-1		0-1-0		0-0-0		OVERALL		0-1-0		0-0-0		4-3-1					
3-0-0		0-0-0		0-0-0		HOME		0-0-0		0-0-0		3-0-0					
1-4-0		0-1-0		0-0-0		AWAY		0-1-0		0-0-0		1-2-0					
0-1-1		0-0-0		0-0-0		NEUTRAL		0-0-0		0-0-0		0-1-1					
3-5-1		0-1-0		0-0-0		NON-CONFERENCE		0-1-0		0-0-0		3-3-1					
3-0-0		0-0-0		0-0-0		HOME		0-0-0		0-0-0		3-0-0					
0-4-0		0-1-0		0-0-		AWAY		0-1-0		0-0-0		0-2-0					
0-1-1		0-0-0		0-0-0		NEUTRAL		0-0-0		0-0-0		0-1-1					
1-0-0		0-0-0		0-0-0		CONFERENCE		0-0-0		0-0-0		1-0-0					
0-0-0		0-0-0		0-0-0		HOME		0-0-0		0-0-0		0-0-0					
1-0-0		0-0-0		0-0-0		AWAY		0-0-0		0-0-0		1-0-0					
0-0-0		0-0-0		0-0-0		NEUTRAL		0-0-0		0-0-0		0-0-0					
RPI	S	Opponent		Score		RPI	S	Opponent		Score		RPI	S	Opponent		Score	
12	A	Pepperdine		0 6								86	A	TCU		0 2	
												162	N	Ball St.		1 5	
												192	A	UC Riverside		0 1	
												217	A	McNeese St.		1 0	
												257	A	Houston Baptist		0 3	
												268	N	Evansville		2 2	
												317	H	Texas Southern		11 0	
												318	H	Grambling		7 0	
												321	H	Southern U.		4 0	
<hr/>																	
LAST 10 GAMES																	
192	A	UC Riverside		0 1		217	A	McNeese St.		1 0							
12	A	Pepperdine		0 6		268	N	Evansville		2 2							
317	H	Texas Southern		11 0		257	A	Houston Baptist		0 3							
321	H	Southern U.		4 0		318	H	Grambling		7 0							
162	N	Ball St.		1 5		86	A	TCU		0 2							

Non-Div. I Games:

Lamar

Average RPI Win:		256	WON-LOST RECORD		WINNING PCT. RANK		LAST 10 GAMES		STRENGTH OF SCHEDULE		OPP. STRENGTH OF SCHEDULE		TEAM RPI		ADJ RPI		CONF. RPI		ADJ CONF. RPI	
DIV. I ONLY			2-9-0		.18182	298	2-8-0		157		194		270		.40837	271	18		18	
DIV. I NON-CONF.			1-9-0		.1	305	1-8-0		126		193		281		.39438	280	18		18	
TOTALS		RPI 1-25		RPI 26-50		W-L RECORDS		RPI 51-100		RPI 101-150		RPI 150+								
2-9-0		0-1-0		0-1-0		OVERALL		0-2-0		0-1-0		2-4-0								
2-3-0		0-1-0		0-0-0		HOME		0-1-0		0-1-0		2-0-0								
0-5-0		0-0-0		0-0-0		AWAY		0-1-0		0-0-0		0-4-0								
0-1-0		0-0-0		0-1-0		NEUTRAL		0-0-0		0-0-0		0-0-0								
1-9-0		0-1-0		0-1-0		NON-CONFERENCE		0-2-0		0-1-0		1-4-0								
1-3-0		0-1-0		0-0-0		HOME		0-1-0		0-1-0		1-0-0								
0-5-0		0-0-0		0-0-		AWAY		0-1-0		0-0-0		0-4-0								
0-1-0		0-0-0		0-1-0		NEUTRAL		0-0-0		0-0-0		0-0-0								
1-0-0		0-0-0		0-0-0		CONFERENCE		0-0-0		0-0-0		1-0-0								
1-0-0		0-0-0		0-0-0		HOME		0-0-0		0-0-0		1-0-0								
0-0-0		0-0-0		0-0-0		AWAY		0-0-0		0-0-0		0-0-0								
0-0-0		0-0-0		0-0-0		NEUTRAL		0-0-0		0-0-0		0-0-0								
RPI	S	Opponent		Score		RPI	S	Opponent		Score		RPI	S	Opponent		Score				
25	H	Santa Clara		1	2	44	N	UC Irvine		1	2	66	A	St. Mary's (CA)		0	3			
												70	H	Cal Poly		0	2			
														141 H UC Davis		2	5			
														168 A Pacific		0	2			
														192 A UC Riverside		1	2			
														246 A CSU Bakersfield		2	4			
														252 H Idaho		2	1			
														260 H Portland St.		1	0			
														266 A Sacramento St.		0	1			
LAST 10 GAMES																				
								66 A St. Mary's (CA)		0	3			252 H Idaho		2	1			
								168 A Pacific		0	2			141 H UC Davis		2	5			
								260 H Portland St.		1	0			70 H Cal Poly		0	2			
								266 A Sacramento St.		0	1			192 A UC Riverside		1	2			
								246 A CSU Bakersfield		2	4			44 N UC Irvine		1	2			

Non-Div. I Games:

San Jose St.

Average RPI Win:	218	WON-LOST	WINNING	LAST 10	STRENGTH OF	OPP. STRENGTH	TEAM	ADJ	CONF.	ADJ CONF.		
Average RPI Loss:	207	RECORD	PCT. RANK	GAMES	SCHEDULE	OF SCHEDULE	RPI	RPI	RPI	RPI		
DIV. I ONLY	2-7-1	.25	275	2-7-1	167	299	272	.40311	272	26	26	
DIV. I NON-CONF.	2-5-1	.3125	247	2-5-1	144	287	237	.43185	241	22	23	
<hr/>												
TOTALS	RPI 1-25	RPI 26-50		W-L RECORDS		RPI 51-100		RPI 101-150		RPI 150+		
2-7-1	0-0-0	0-0-0		OVERALL		0-0-0		0-0-0		2-7-1		
2-3-0	0-0-0	0-0-0		HOME		0-0-0		0-0-0		2-3-0		
0-4-1	0-0-0	0-0-0		AWAY		0-0-0		0-0-0		0-4-1		
0-0-0	0-0-0	0-0-0		NEUTRAL		0-0-0		0-0-0		0-0-0		
<hr/>												
2-5-1	0-0-0	0-0-0		NON-CONFERENCE		0-0-0		0-0-0		2-5-1		
2-1-0	0-0-0	0-0-0		HOME		0-0-0		0-0-0		2-1-0		
0-4-1	0-0-0	0-0-		AWAY		0-0-0		0-0-0		0-4-1		
0-0-0	0-0-0	0-0-0		NEUTRAL		0-0-0		0-0-0		0-0-0		
<hr/>												
0-2-0	0-0-0	0-0-0		CONFERENCE		0-0-0		0-0-0		0-2-0		
0-2-0	0-0-0	0-0-0		HOME		0-0-0		0-0-0		0-2-0		
0-0-0	0-0-0	0-0-0		AWAY		0-0-0		0-0-0		0-0-0		
0-0-0	0-0-0	0-0-0		NEUTRAL		0-0-0		0-0-0		0-0-0		
<hr/>												
RPI	S	Opponent	Score	RPI	S	Opponent	Score	RPI	S	Opponent	Score	
								159	A	Bryant	0	1
								169	A	Lafayette	0	1
								171	H	Fordham	1	0
								173	A	Wagner	1	1
								178	H	Sacred Heart	1	2
								198	H	Canisius	1	2
								200	A	Rhode Island	0	1
								264	A	Fairleigh Dickinson	1	2
								265	H	Albany (NY)	3	1
								281	H	Niagara	1	2
<hr/>												
				LAST 10 GAMES								
198 H Canisius				1	2	281 H Niagara				1	2	
169 A Lafayette				0	1	264 A Fairleigh Dickinson				1	2	
265 H Albany (NY)				3	1	171 H Fordham				1	0	
173 A Wagner				1	1	159 A Bryant				0	1	
178 H Sacred Heart				1	2	200 A Rhode Island				0	1	

Non-Div. I Games:

Manhattan

Average RPI Win: 291		WON-LOST	WINNING	LAST 10	STRENGTH OF	OPP. STRENGTH	TEAM	ADJ	CONF.	ADJ CONF.									
Average RPI Loss: 177		RECORD	PCT. RANK	GAMES	SCHEDULE	OF SCHEDULE	RPI	RPI	RPI	RPI									
DIV. I ONLY		4-5-3	.45833	178	3-4-3	308	271	273	.40306	273	31	31							
DIV. I NON-CONF.		3-5-2	.4	207	2-4-2	280	240	268	.41307	270	31	31							
<hr/>																			
TOTALS		RPI 1-25		RPI 26-50		W-L RECORDS		RPI 51-100		RPI 101-150		RPI 150+							
4-5-3		0-1-0		0-0-0		OVERALL		0-0-0		0-1-1		4-3-2							
2-1-0		0-0-0		0-0-0		HOME		0-0-0		0-0-0		2-1-0							
2-3-3		0-1-0		0-0-0		AWAY		0-0-0		0-0-1		2-2-2							
0-1-0		0-0-0		0-0-0		NEUTRAL		0-0-0		0-1-0		0-0-0							
3-5-2		0-1-0		0-0-0		NON-CONFERENCE		0-0-0		0-1-1		3-3-1							
2-1-0		0-0-0		0-0-0		HOME		0-0-0		0-0-0		2-1-0							
1-3-2		0-1-0		0-0-		AWAY		0-0-0		0-0-1		1-2-1							
0-1-0		0-0-0		0-0-0		NEUTRAL		0-0-0		0-1-0		0-0-0							
1-0-1		0-0-0		0-0-0		CONFERENCE		0-0-0		0-0-0		1-0-1							
0-0-0		0-0-0		0-0-0		HOME		0-0-0		0-0-0		0-0-0							
1-0-1		0-0-0		0-0-0		AWAY		0-0-0		0-0-0		1-0-1							
0-0-0		0-0-0		0-0-0		NEUTRAL		0-0-0		0-0-0		0-0-0							
RPI	S	Opponent		Score		RPI	S	Opponent		Score		RPI	S	Opponent		Score			
22	A	Marquette		0 9								103	N	Western Mich.		0 3			
												133	A	North Dakota St.		2 2			
												212	A	South Dakota St.		1 5			
												263	A	Green Bay		1 3			
												267	H	Montana		2 1			
												284	H	Neb. Omaha		1 2			
												289	A	Northern Ill.		2 0			
												297	A	South Dakota		0 0			
												297	H	South Dakota		3 2			
												309	A	Delaware St.		2 1			
												314	A	South Carolina St.		2 2			
<hr/>																			
LAST 10 GAMES																			
309 A Delaware St.						2		1		314 A South Carolina St.						2		2	
133 A North Dakota St.						2		2		297 A South Dakota						0		0	
267 H Montana						2		1		22 A Marquette						0		9	
284 H Neb. Omaha						1		2		263 A Green Bay						1		3	
212 A South Dakota St.						1		5		289 A Northern Ill.						2		0	

Non-Div. I Games:

North Dakota

Average RPI Win: 231		WON-LOST	WINNING	LAST 10	STRENGTH OF		OPP. STRENGTH	TEAM	ADJ		CONF.	ADJ CONF.
Average RPI Loss: 162		RECORD	PCT. RANK	GAMES	SCHEDULE		OF SCHEDULE	RPI	RPI		RPI	RPI
DIV. I ONLY		3-8-1	.29167	262	2-6-1		254	205	275		21	21
DIV. I NON-CONF.		2-7-0	.22222	281	1-5-0		169	189	271		20	20
TOTALS		RPI 1-25	RPI 26-50		W-L RECORDS		RPI 51-100		RPI 101-150		RPI 150+	
3-8-1		0-0-0	0-0-0		OVERALL		1-1-0		0-2-0		2-5-1	
2-4-0		0-0-0	0-0-0		HOME		0-1-0		0-0-0		2-3-0	
1-3-1		0-0-0	0-0-0		AWAY		1-0-0		0-1-0		0-2-1	
0-1-0		0-0-0	0-0-0		NEUTRAL		0-0-0		0-1-0		0-0-0	
2-7-0		0-0-0	0-0-0		NON-CONFERENCE		1-1-0		0-2-0		1-4-0	
1-4-0		0-0-0	0-0-0		HOME		0-1-0		0-0-0		1-3-0	
1-2-0		0-0-0	0-0-		AWAY		1-0-0		0-1-0		0-1-0	
0-1-0		0-0-0	0-0-0		NEUTRAL		0-0-0		0-1-0		0-0-0	
1-1-1		0-0-0	0-0-0		CONFERENCE		0-0-0		0-0-0		1-1-1	
1-0-0		0-0-0	0-0-0		HOME		0-0-0		0-0-0		1-0-0	
0-1-1		0-0-0	0-0-0		AWAY		0-0-0		0-0-0		0-1-1	
0-0-0		0-0-0	0-0-0		NEUTRAL		0-0-0		0-0-0		0-0-0	
RPI S	Opponent	Score	RPI S	Opponent	Score	RPI S	Opponent	Score	RPI S	Opponent	Score	
						77 A	Fairfield	2 1	102 A	James Madison	0 1	
						83 H	Army	0 2	111 N	Delaware	0 3	
									171 A	Fordham	0 2	
									178 H	Sacred Heart	1 2	
									200 H	Rhode Island	0 1	
									206 H	Long Island	1 2	
									244 A	Vermont	0 1	
									245 A	Binghamton	0 0	
									307 H	Iona	2 1	
									308 H	UMBC	4 1	
LAST 10 GAMES												
						308 H	UMBC	4 1	245 A	Binghamton	0 0	
						244 A	Vermont	0 1	206 H	Long Island	1 2	
						77 A	Fairfield	2 1	178 H	Sacred Heart	1 2	
						83 H	Army	0 2	200 H	Rhode Island	0 1	
						171 A	Fordham	0 2	102 A	James Madison	0 1	

Non-Div. I Games:

Stony Brook

UNI

Average RPI Win:	274	WON-LOST	WINNING	LAST 10	STRENGTH OF	OPP. STRENGTH	TEAM	ADJ	CONF.	ADJ CONF.		
Average RPI Loss:	192	RECORD	PCT. RANK	GAMES	SCHEDULE	OF SCHEDULE	RPI	RPI	RPI	RPI		
DIV. I ONLY		3-6-2	.36364	232	2-5-2	266	290	274	.39989	275	25	25
DIV. I NON-CONF.		3-5-2	.4	207	2-4-2	288	296	276	.40294	276	25	25
<hr/>												
TOTALS	RPI 1-25	RPI 26-50		W-L RECORDS		RPI 51-100		RPI 101-150		RPI 150+		
3-6-2	0-0-0	0-1-0		OVERALL		0-0-0		0-1-0		3-4-2		
2-2-1	0-0-0	0-0-0		HOME		0-0-0		0-1-0		2-1-1		
1-3-1	0-0-0	0-1-0		AWAY		0-0-0		0-0-0		1-2-1		
0-1-0	0-0-0	0-0-0		NEUTRAL		0-0-0		0-0-0		0-1-0		
3-5-2	0-0-0	0-1-0		NON-CONFERENCE		0-0-0		0-1-0		3-3-2		
2-2-1	0-0-0	0-0-0		HOME		0-0-0		0-1-0		2-1-1		
1-2-1	0-0-0	0-0-		AWAY		0-0-0		0-0-0		1-1-1		
0-1-0	0-0-0	0-0-0		NEUTRAL		0-0-0		0-0-0		0-1-0		
0-1-0	0-0-0	0-0-0		CONFERENCE		0-0-0		0-0-0		0-1-0		
0-0-0	0-0-0	0-0-0		HOME		0-0-0		0-0-0		0-0-0		
0-1-0	0-0-0	0-0-0		AWAY		0-0-0		0-0-0		0-1-0		
0-0-0	0-0-0	0-0-0		NEUTRAL		0-0-0		0-0-0		0-0-0		
RPI	S	Opponent	Score	RPI	S	Opponent	Score	RPI	S	Opponent	Score	
				38	A	Iowa	0 2					
								133	H	North Dakota St.	0 1	
								153	A	Creighton	0 1	
								212	H	South Dakota St.	2 2	
								248	A	Loyola (IL)	0 4	
								261	H	Eastern Ill.	1 0	
								263	H	Green Bay	1 0	
								278	H	SIU Edwardsville	1 2	
								289	A	Northern Ill.	1 1	
								299	A	Northern Ariz.	3 2	
								303	N	Southern Utah	1 2	
<hr/>												
LAST 10 GAMES												
				212	H	South Dakota St.	2 2	153	A	Creighton	0 1	
				38	A	Iowa	0 2	248	A	Loyola (IL)	0 4	
				263	H	Green Bay	1 0	299	A	Northern Ariz.	3 2	
				278	H	SIU Edwardsville	1 2	303	N	Southern Utah	1 2	
				289	A	Northern Ill.	1 1	133	H	North Dakota St.	0 1	

Non-Div. I Games:

UNI

Average RPI Win: 289		WON-LOST RECORD		WINNING PCT. RANK		LAST 10 GAMES		STRENGTH OF SCHEDULE		OPP. STRENGTH OF SCHEDULE		TEAM RPI		ADJ RPI		CONF. RPI		ADJ CONF. RPI	
DIV. I ONLY		5-5-1		.5 150		4-5-1		320		202		277		.39827 276		19		19	
DIV. I NON-CONF.		5-1-1		.78571 34		4-1-1		320		247		217		.44858 217		19		19	
TOTALS		RPI 1-25		RPI 26-50		W-L RECORDS		RPI 51-100		RPI 101-150		RPI 150+							
5-5-1		0-0-0		0-0-0		OVERALL		0-0-0		0-3-0		5-2-1							
2-3-1		0-0-0		0-0-0		HOME		0-0-0		0-2-0		2-1-1							
1-2-0		0-0-0		0-0-0		AWAY		0-0-0		0-1-0		1-1-0							
2-0-0		0-0-0		0-0-0		NEUTRAL		0-0-0		0-0-0		2-0-0							
5-1-1		0-0-0		0-0-0		NON-CONFERENCE		0-0-0		0-1-0		5-0-1							
2-1-1		0-0-0		0-0-0		HOME		0-0-0		0-1-0		2-0-1							
1-0-0		0-0-0		0-0-		AWAY		0-0-0		0-0-0		1-0-0							
2-0-0		0-0-0		0-0-0		NEUTRAL		0-0-0		0-0-0		2-0-0							
0-4-0		0-0-0		0-0-0		CONFERENCE		0-0-0		0-2-0		0-2-0							
0-2-0		0-0-0		0-0-0		HOME		0-0-0		0-1-0		0-1-0							
0-2-0		0-0-0		0-0-0		AWAY		0-0-0		0-1-0		0-1-0							
0-0-0		0-0-0		0-0-0		NEUTRAL		0-0-0		0-0-0		0-0-0							
RPI	S	Opponent		Score		RPI	S	Opponent		Score		RPI	S	Opponent		Score			
						</													

Non-Div. I Games:

Chattanooga

Average RPI Win: 277		WON-LOST	WINNING	LAST 10	STRENGTH OF	OPP. STRENGTH	TEAM	ADJ	CONF.	ADJ CONF.						
Average RPI Loss: 137		RECORD	PCT. RANK	GAMES	SCHEDULE	OF SCHEDULE	RPI	RPI	RPI	RPI						
DIV. I ONLY		3-5-3	.40909	211	3-4-3	307	219	276	.39813	277	15	15				
DIV. I NON-CONF.		3-5-3	.40909	203	3-4-3	300	218	278	.39813	278	15	15				
<hr/>																
TOTALS		RPI 1-25		RPI 26-50		W-L RECORDS		RPI 51-100		RPI 101-150		RPI 150+				
3-5-3		0-0-0		0-0-0		OVERALL		0-1-0		0-3-0		3-1-3				
2-4-1		0-0-0		0-0-0		HOME		0-1-0		0-2-0		2-1-1				
0-0-1		0-0-0		0-0-0		AWAY		0-0-0		0-0-0		0-0-1				
1-1-1		0-0-0		0-0-0		NEUTRAL		0-0-0		0-1-0		1-0-1				
3-5-3		0-0-0		0-0-0		NON-CONFERENCE		0-1-0		0-3-0		3-1-3				
2-4-1		0-0-0		0-0-0		HOME		0-1-0		0-2-0		2-1-1				
0-0-1		0-0-0		0-0-		AWAY		0-0-0		0-0-0		0-0-1				
1-1-1		0-0-0		0-0-0		NEUTRAL		0-0-0		0-1-0		1-0-1				
0-0-0		0-0-0		0-0-0		CONFERENCE		0-0-0		0-0-0		0-0-0				
0-0-0		0-0-0		0-0-0		HOME		0-0-0		0-0-0		0-0-0				
0-0-0		0-0-0		0-0-0		AWAY		0-0-0		0-0-0		0-0-0				
0-0-0		0-0-0		0-0-0		NEUTRAL		0-0-0		0-0-0		0-0-0				
RPI	S	Opponent		Score	RPI	S	Opponent		Score	RPI	S	Opponent		Score		
							76	H	Fresno St.	0	2	117	H	Arkansas	1	2
												142	H	Cleveland St.	0	2
												149	N	Gonzaga	1	2
												201	H	Northern Colo.	0	1
												232	H	Weber St.	1	0
												243	A	Valparaiso	0	0
												284	H	Neb. Omaha	4	0
												291	N	IUPUI	2	2
												299	H	Northern Ariz.	0	0
												315	N	Eastern Wash.	3	2
<hr/>																
LAST 10 GAMES																
							284	H	Neb. Omaha	4	0	299	H	Northern Ariz.	0	0
							243	A	Valparaiso	0	0	142	H	Cleveland St.	0	2
							291	N	IUPUI	2	2	232	H	Weber St.	1	0
							76	H	Fresno St.	0	2	201	H	Northern Colo.	0	1
							117	H	Arkansas	1	2	315	N	Eastern Wash.	3	2

Non-Div. I Games: Colorado St.-Pueblo 4 0 Colorado Mines 4 1

Air Force

Average RPI Win: 274		WON-LOST RECORD		WINNING PCT. RANK		LAST 10 GAMES		STRENGTH OF SCHEDULE		OPP. STRENGTH OF SCHEDULE		TEAM RPI		ADJ RPI		CONF. RPI		ADJ CONF. RPI	
DIV. I ONLY		3-5-1		.38889 217		3-5-1		296		221		278		.39658 278		24		24	
DIV. I NON-CONF.		2-2-1		.5 148		2-2-1		310		194		274		.40725 273		23		22	
TOTALS		RPI 1-25		RPI 26-50		W-L RECORDS		RPI 51-100		RPI 101-150		RPI 150+							
3-5-1		0-0-0		0-0-0		OVERALL		0-1-0		0-0-1		3-4-0							
1-3-0		0-0-0		0-0-0		HOME		0-0-0		0-0-0		1-3-0							
1-2-1		0-0-0		0-0-0		AWAY		0-1-0		0-0-1		1-1-0							
1-0-0		0-0-0		0-0-0		NEUTRAL		0-0-0		0-0-0		1-0-0							
2-2-1		0-0-0		0-0-0		NON-CONFERENCE		0-0-0		0-0-1		2-2-0							
0-2-0		0-0-0		0-0-0		HOME		0-0-0		0-0-0		0-2-0							
1-0-1		0-0-0		0-0-		AWAY		0-0-0		0-0-1		1-0-0							
1-0-0		0-0-0		0-0-0		NEUTRAL		0-0-0		0-0-0		1-0-0							
1-3-0		0-0-0		0-0-0		CONFERENCE		0-1-0		0-0-0		1-2-0							
1-1-0		0-0-0		0-0-0		HOME		0-0-0		0-0-0		1-1-0							
0-2-0		0-0-0		0-0-0		AWAY		0-1-0		0-0-0		0-1-0							
0-0-0		0-0-0		0-0-0		NEUTRAL		0-0-0		0-0-0		0-0-0							
RPI	S	Opponent		Score		RPI	S	Opponent		Score		RPI	S	Opponent		Score			

Non-Div. I Games:

SIU Edwardsville

Average RPI Win: 278		WON-LOST RECORD	WINNING PCT. RANK		LAST 10 GAMES	STRENGTH OF SCHEDULE	OPP. STRENGTH OF SCHEDULE	TEAM RPI	ADJ RPI		CONF. RPI	ADJ CONF. RPI
Average RPI Loss: 187												
DIV. I ONLY		3-6-0	.33333	247	3-6-0	269	272	279	.39503	279	28	28
DIV. I NON-CONF.		3-5-0	.375	215	3-5-0	231	280	263	.41892	265	27	27
<hr/>												
TOTALS		RPI 1-25		RPI 26-50		W-L RECORDS		RPI 51-100		RPI 101-150		RPI 150+
3-6-0		0-0-0		0-0-0		OVERALL		0-0-0		0-2-0		3-4-0
1-1-0		0-0-0		0-0-0		HOME		0-0-0		0-0-0		1-1-0
2-5-0		0-0-0		0-0-0		AWAY		0-0-0		0-2-0		2-3-0
0-0-0		0-0-0		0-0-0		NEUTRAL		0-0-0		0-0-0		0-0-0
3-5-0		0-0-0		0-0-0		NON-CONFERENCE		0-0-0		0-2-0		3-3-0
1-1-0		0-0-0		0-0-0		HOME		0-0-0		0-0-0		1-1-0
2-4-0		0-0-0		0-0-		AWAY		0-0-0		0-2-0		2-2-0
0-0-0		0-0-0		0-0-0		NEUTRAL		0-0-0		0-0-0		0-0-0
0-1-0		0-0-0		0-0-0		CONFERENCE		0-0-0		0-0-0		0-1-0
0-0-0		0-0-0		0-0-0		HOME		0-0-0		0-0-0		0-0-0
0-1-0		0-0-0		0-0-0		AWAY		0-0-0		0-0-0		0-1-0
0-0-0		0-0-0		0-0-0		NEUTRAL		0-0-0		0-0-0		0-0-0
RPI	S	Opponent	Score	RPI	S	Opponent	Score	RPI	S	Opponent	Score	
										115 A	Buffalo	0 1
										147 A	Toledo	3 4
										162 H	Ball St.	0 1
										221 A	Oakland	0 1
										234 A	Bowling Green	0 1
										243 A	Valparaiso	2 4
										268 A	Evansville	1 0
										281 A	Niagara	3 2
										285 H	Indiana St.	1 0
<hr/>												
LAST 10 GAMES												

Non-Div. I Games:

IPFW

Average RPI Win: 252		WON-LOST RECORD		WINNING PCT. RANK		LAST 10 GAMES		STRENGTH OF SCHEDULE		OPP. STRENGTH OF SCHEDULE		TEAM RPI		ADJ RPI		CONF. RPI		ADJ CONF. RPI	
DIV. I ONLY		3-8-1		.29167 262		2-6-1		242		280		280		.3922 280		27		27	
DIV. I NON-CONF.		3-8-1		.29167 256		2-6-1		236		277		279		.3922 284		28		28	
TOTALS		RPI 1-25		RPI 26-50		W-L RECORDS		RPI 51-100		RPI 101-150		RPI 150+							
3-8-1		0-0-0		0-0-0		OVERALL		0-2-0		0-1-0		3-5-1							
2-2-0		0-0-0		0-0-0		HOME		0-1-0		0-0-0		2-1-0							
1-6-1		0-0-0		0-0-0		AWAY		0-1-0		0-1-0		1-4-1							
0-0-0		0-0-0		0-0-0		NEUTRAL		0-0-0		0-0-0		0-0-0							
3-8-1		0-0-0		0-0-0		NON-CONFERENCE		0-2-0		0-1-0		3-5-1							
2-2-0		0-0-0		0-0-0		HOME		0-1-0		0-0-0		2-1-0							
1-6-1		0-0-0		0-0-		AWAY		0-1-0		0-1-0		1-4-1							
0-0-0		0-0-0		0-0-0		NEUTRAL		0-0-0		0-0-0		0-0-0							
0-0-0		0-0-0		0-0-0		CONFERENCE		0-0-0		0-0-0		0-0-0							
0-0-0		0-0-0		0-0-0		HOME		0-0-0		0-0-0		0-0-0							
0-0-0		0-0-0		0-0-0		AWAY		0-0-0		0-0-0		0-0-0							
0-0-0		0-0-0		0-0-0		NEUTRAL		0-0-0		0-0-0		0-0-0							
RPI	S	Opponent		Score	RPI	S	Opponent		Score	RPI	S	Opponent		Score	RPI	S	Opponent		Score
								</											

Non-Div. I Games:

Francis Marion

Average RPI Win: 269		WON-LOST	WINNING	LAST 10	STRENGTH OF		OPP. STRENGTH	TEAM	ADJ		CONF.	ADJ CONF.							
Average RPI Loss: 190		RECORD	PCT. RANK	GAMES	SCHEDULE		OF SCHEDULE	RPI	RPI		RPI	RPI							
DIV. I ONLY		4-7-0	.36364	232	4-6-0		295	218	282	.38815	281	26	26						
DIV. I NON-CONF.		2-7-0	.22222	281	2-6-0		269	212	293	.37205	296	22	23						
<hr/>																			
TOTALS		RPI 1-25		RPI 26-50		W-L RECORDS		RPI 51-100		RPI 101-150		RPI 150+							
4-7-0		0-0-0		0-0-0		OVERALL		0-0-0		0-2-0		4-5-0							
1-3-0		0-0-0		0-0-0		HOME		0-0-0		0-1-0		1-2-0							
3-4-0		0-0-0		0-0-0		AWAY		0-0-0		0-1-0		3-3-0							
0-0-0		0-0-0		0-0-0		NEUTRAL		0-0-0		0-0-0		0-0-0							
<hr/>																			
2-7-0		0-0-0		0-0-0		NON-CONFERENCE		0-0-0		0-2-0		2-5-0							
1-3-0		0-0-0		0-0-0		HOME		0-0-0		0-1-0		1-2-0							
1-4-0		0-0-0		0-0-		AWAY		0-0-0		0-1-0		1-3-0							
0-0-0		0-0-0		0-0-0		NEUTRAL		0-0-0		0-0-0		0-0-0							
<hr/>																			
2-0-0		0-0-0		0-0-0		CONFERENCE		0-0-0		0-0-0		2-0-0							
0-0-0		0-0-0		0-0-0		HOME		0-0-0		0-0-0		0-0-0							
2-0-0		0-0-0		0-0-0		AWAY		0-0-0		0-0-0		2-0-0							
0-0-0		0-0-0		0-0-0		NEUTRAL		0-0-0		0-0-0		0-0-0							
<hr/>																			
RPI	S	Opponent	Score	RPI	S	Opponent	Score	RPI	S	Opponent	Score	RPI	S	Opponent	Score				
										115	H	Buffalo		0	2				
										147	A	Toledo		2	5				
										164	H	St. Bonaventure		0	2				
										170	A	Saint Francis (PA)		0	2				
										223	A	Cornell		0	2				
										234	A	Bowling Green		2	1				
										235	A	Robert Morris		1	5				
										258	H	Temple		1	0				
										272	A	Manhattan		2	1				
										279	H	IPFW		2	3				
										313	A	Saint Peter's		4	2				
<hr/>																			
LAST 10 GAMES																			
						164	H	St. Bonaventure		0	2			272	A	Manhattan		2	1
						115	H	Buffalo		0	2			313	A	Saint Peter's		4	2
						258	H	Temple		1	0			223	A	Cornell		0	2
						279	H	IPFW		2	3			147	A	Toledo		2	5
						234	A	Bowling Green		2	1			170	A	Saint Francis (PA)		0	2

Non-Div. I Games:

Niagara

Average RPI Win: 287		WON-LOST RECORD		WINNING PCT. RANK		LAST 10 GAMES		STRENGTH OF SCHEDULE		OPP. STRENGTH OF SCHEDULE		TEAM RPI		ADJ RPI		CONF. RPI		ADJ CONF. RPI	
DIV. I ONLY		1-9-1		.13636 308		1-8-1		104		314		281		.38737 282		31		31	
DIV. I NON-CONF.		1-8-1		.15 299		1-7-1		88		314		277		.39899 277		31		31	
TOTALS		RPI 1-25		RPI 26-50		W-L RECORDS		RPI 51-100		RPI 101-150		RPI 150+							
1-9-1		0-0-0		0-0-0		OVERALL		0-1-0		0-2-0		1-6-1							
0-4-1		0-0-0		0-0-0		HOME		0-0-0		0-1-0		0-3-1							
1-5-0		0-0-0		0-0-0		AWAY		0-1-0		0-1-0		1-3-0							
0-0-0		0-0-0		0-0-0		NEUTRAL		0-0-0		0-0-0		0-0-0							
1-8-1		0-0-0		0-0-0		NON-CONFERENCE		0-1-0		0-2-0		1-5-1							
0-3-1		0-0-0		0-0-0		HOME		0-0-0		0-1-0		0-2-1							
1-5-0		0-0-0		0-0-		AWAY		0-1-0		0-1-0		1-3-0							
0-0-0		0-0-0		0-0-0		NEUTRAL		0-0-0		0-0-0		0-0-0							
0-1-0		0-0-0		0-0-0		CONFERENCE		0-0-0		0-0-0		0-1-0							
0-1-0		0-0-0		0-0-0		HOME		0-0-0		0-0-0		0-1-0							
0-0-0		0-0-0		0-0-0		AWAY		0-0-0		0-0-0		0-0-0							
0-0-0		0-0-0		0-0-0		NEUTRAL		0-0-0		0-0-0		0-0-0							
RPI	S	Opponent		Score	RPI	S	Opponent		Score	RPI	S	Opponent		Score					
							83	A Army	0 1			114	A George Mason	0 2					
												146	H Liberty	1 2					
												169	A Lafayette	0 1					
												173	H Wagner	1 1					
												185	H Rider	2 3					
												235	H Robert Morris	1 4					
												238	A Longwood	0 2					
												257	H Houston Baptist	0 1					
												287	A Mt. St. Mary's	1 0					
												312	A VMI	3 4					
LAST 10 GAMES																			
		114	A	George Mason	0	2		257	H	Houston Baptist	0	1							
		235	H	Robert Morris	1	4		146	H	Liberty	1	2							
		287	A	Mt. St. Mary's	1	0		83	A	Army	0	1							
		185	H	Rider	2	3		169	A	Lafayette	0	1							
		173	H	Wagner	1	1		238	A	Longwood	0	2							

Non-Div. I Games:

Howard

Average RPI Win:	299	WON-LOST RECORD	WINNING PCT. RANK	LAST 10 GAMES	STRENGTH OF SCHEDULE	OPP. STRENGTH OF SCHEDULE	TEAM RPI	ADJ RPI	CONF. RPI	ADJ CONF. RPI	
Average RPI Loss:	236										
DIV. I ONLY	5-5-1	.5	150	5-5-0	314	316	283	.38729	283	22	22
DIV. I NON-CONF.	5-3-1	.61111	106	5-3-0	317	308	275	.40482	275	26	26
<hr/>											
TOTALS	RPI 1-25	RPI 26-50		W-L RECORDS		RPI 51-100		RPI 101-150		RPI 150+	
5-5-1	0-0-0	0-0-0		OVERALL		0-0-0		0-1-0		5-4-1	
4-0-1	0-0-0	0-0-0		HOME		0-0-0		0-0-0		4-0-1	
1-4-0	0-0-0	0-0-0		AWAY		0-0-0		0-0-0		1-4-0	
0-1-0	0-0-0	0-0-0		NEUTRAL		0-0-0		0-1-0		0-0-0	
<hr/>											
5-3-1	0-0-0	0-0-0		NON-CONFERENCE		0-0-0		0-1-0		5-2-1	
4-0-1	0-0-0	0-0-0		HOME		0-0-0		0-0-0		4-0-1	
1-2-0	0-0-0	0-0-		AWAY		0-0-0		0-0-0		1-2-0	
0-1-0	0-0-0	0-0-0		NEUTRAL		0-0-0		0-1-0		0-0-0	
<hr/>											
0-2-0	0-0-0	0-0-0		CONFERENCE		0-0-0		0-0-0		0-2-0	
0-0-0	0-0-0	0-0-0		HOME		0-0-0		0-0-0		0-0-0	
0-2-0	0-0-0	0-0-0		AWAY		0-0-0		0-0-0		0-2-0	
0-0-0	0-0-0	0-0-0		NEUTRAL		0-0-0		0-0-0		0-0-0	
<hr/>											
RPI S	Opponent	Score	RPI S	Opponent	Score	RPI S	Opponent	Score	RPI S	Opponent	Score
						139 N South Ala. 0 3					
						222 A Northwestern St. 0 2					
						224 H La.-Lafayette 2 1					
						231 A Troy 0 1					
						246 H La.-Monroe 1 1					
						290 A Central Ark. 1 2					
						296 A Lipscomb 1 3					
						310 H Mississippi Val. 3 1					
						318 A Grambling 1 0					
						320 H Prairie View 4 0					
						321 H Southern U. 3 1					
						<hr/>					
			LAST 10 GAMES								
318 A Grambling			1 0			222 A Northwestern St. 0 2					
224 H La.-Lafayette			2 1			290 A Central Ark. 1 2					
310 H Mississippi Val.			3 1			321 H Southern U. 3 1					
320 H Prairie View			4 0			231 A Troy 0 1					
139 N South Ala.			0 3			296 A Lipscomb 1 3					

Non-Div. I Games: Spring Hill 5 0

Nicholls St.

Average RPI Win: 285		WON-LOST RECORD		WINNING PCT. RANK		LAST 10 GAMES		STRENGTH OF SCHEDULE		OPP. STRENGTH OF SCHEDULE		TEAM RPI		ADJ RPI		CONF. RPI		ADJ CONF. RPI	
DIV. I ONLY		2-4-0		.33333 247		1-3-0		265		306		284		.38593 284		27		27	
DIV. I NON-CONF.		2-4-0		.33333 238		1-3-0		262		309		288		.38593 289		28		28	
TOTALS		RPI 1-25		RPI 26-50		W-L RECORDS		RPI 51-100		RPI 101-150		RPI 150+							
2-4-0		0-0-0		0-0-0		OVERALL		0-0-0		0-1-0		2-3-0							
0-0-0		0-0-0		0-0-0		HOME		0-0-0		0-0-0		0-0-0							
2-4-0		0-0-0		0-0-0		AWAY		0-0-0		0-1-0		2-3-0							
0-0-0		0-0-0		0-0-0		NEUTRAL		0-0-0		0-0-0		0-0-0							
2-4-0		0-0-0		0-0-0		NON-CONFERENCE		0-0-0		0-1-0		2-3-0							
0-0-0		0-0-0		0-0-0		HOME		0-0-0		0-0-0		0-0-0							
2-4-0		0-0-0		0-0-		AWAY		0-0-0		0-1-0		2-3-0							
0-0-0		0-0-0		0-0-0		NEUTRAL		0-0-0		0-0-0		0-0-0							
0-0-0		0-0-0		0-0-0		CONFERENCE		0-0-0		0-0-0		0-0-0							
0-0-0		0-0-0		0-0-0		HOME		0-0-0		0-0-0		0-0-0							
0-0-0		0-0-0		0-0-0		AWAY		0-0-0		0-0-0		0-0-0							
0-0-0		0-0-0		0-0-0		NEUTRAL		0-0-0		0-0-0		0-0-0							
RPI	S	Opponent		Score		RPI	S	Opponent		Score		RPI	S	Opponent		Score			

Average RPI Win:	263	WON-LOST	WINNING	LAST 10	STRENGTH OF	OPP. STRENGTH	TEAM	ADJ	CONF.	ADJ CONF.	
Average RPI Loss:	174	RECORD	PCT. RANK	GAMES	SCHEDULE	OF SCHEDULE	RPI	RPI	RPI	RPI	
DIV. I ONLY	3-10-0	.23077	287	2-8-0	231	257	285	.38233	285	25	25
DIV. I NON-CONF.	3-8-0	.27273	267	2-6-0	246	248	285	.38862	286	25	25
<hr/>											
TOTALS	RPI 1-25	RPI 26-50		W-L RECORDS	RPI 51-100		RPI 101-150		RPI 150+		
3-10-0	0-0-0	0-1-0		OVERALL	0-1-0		0-0-0		3-8-0		
1-4-0	0-0-0	0-1-0		HOME	0-1-0		0-0-0		1-2-0		
2-6-0	0-0-0	0-0-0		AWAY	0-0-0		0-0-0		2-6-0		
0-0-0	0-0-0	0-0-0		NEUTRAL	0-0-0		0-0-0		0-0-0		
<hr/>											
3-8-0	0-0-0	0-1-0		NON-CONFERENCE	0-0-0		0-0-0		3-7-0		
1-3-0	0-0-0	0-1-0		HOME	0-0-0		0-0-0		1-2-0		
2-5-0	0-0-0	0-0-		AWAY	0-0-0		0-0-0		2-5-0		
0-0-0	0-0-0	0-0-0		NEUTRAL	0-0-0		0-0-0		0-0-0		
<hr/>											
0-2-0	0-0-0	0-0-0		CONFERENCE	0-1-0		0-0-0		0-1-0		
0-1-0	0-0-0	0-0-0		HOME	0-1-0		0-0-0		0-0-0		
0-1-0	0-0-0	0-0-0		AWAY	0-0-0		0-0-0		0-1-0		
0-0-0	0-0-0	0-0-0		NEUTRAL	0-0-0		0-0-0		0-0-0		
<hr/>											
RPI	S	Opponent	Score	RPI	S	Opponent	Score	RPI	S	Opponent	Score
				34	H	Central Mich.	0 2	88	H	Missouri St.	0 1
								152	A	Miami (OH)	1 2
								157	H	Butler	0 1
								162	H	Ball St.	1 2
								174	A	Purdue	0 4
								187	A	Ohio	0 1
								220	A	Murray St.	2 0
								248	A	Loyola (IL)	0 2
								262	A	Drake	1 2
								278	A	SIU Edwardsville	3 2
								279	A	IPFW	0 1
								291	H	IUPUI	2 1
<hr/>											
LAST 10 GAMES											
				248	A	Loyola (IL)	0 2	88	H	Missouri St.	0 1
				262	A	Drake	1 2	152	A	Miami (OH)	1 2
				278	A	SIU Edwardsville	3 2	187	A	Ohio	0 1
				162	H	Ball St.	1 2	174	A	Purdue	0 4
				34	H	Central Mich.	0 2	220	A	Murray St.	2 0

Non-Div. I Games:

Indiana St.

Average RPI Win: 284		WON-LOST	WINNING	LAST 10	STRENGTH OF		OPP. STRENGTH	TEAM	ADJ		CONF.	ADJ CONF.			
Average RPI Loss: 193		RECORD	PCT. RANK	GAMES	SCHEDULE		OF SCHEDULE	RPI	RPI		RPI	RPI			
DIV. I ONLY		2-8-1	.22727	289	2-7-1		187	318	287	.38069	286	29	29		
DIV. I NON-CONF.		2-7-0	.22222	281	2-6-0		183	310	287	.38649	288	29	29		
<hr/>															
TOTALS		RPI 1-25		RPI 26-50		W-L RECORDS		RPI 51-100		RPI 101-150		RPI 150+			
2-8-1		0-0-0		0-0-0		OVERALL		0-0-0		0-2-0		2-6-1			
1-4-0		0-0-0		0-0-0		HOME		0-0-0		0-1-0		1-3-0			
1-3-1		0-0-0		0-0-0		AWAY		0-0-0		0-1-0		1-2-1			
0-1-0		0-0-0		0-0-0		NEUTRAL		0-0-0		0-0-0		0-1-0			
2-7-0		0-0-0		0-0-0		NON-CONFERENCE		0-0-0		0-2-0		2-5-0			
1-4-0		0-0-0		0-0-0		HOME		0-0-0		0-1-0		1-3-0			
1-2-0		0-0-0		0-0-		AWAY		0-0-0		0-1-0		1-1-0			
0-1-0		0-0-0		0-0-0		NEUTRAL		0-0-0		0-0-0		0-1-0			
0-1-1		0-0-0		0-0-0		CONFERENCE		0-0-0		0-0-0		0-1-1			
0-0-0		0-0-0		0-0-0		HOME		0-0-0		0-0-0		0-0-0			
0-1-1		0-0-0		0-0-0		AWAY		0-0-0		0-0-0		0-1-1			
0-0-0		0-0-0		0-0-0		NEUTRAL		0-0-0		0-0-0		0-0-0			
RPI	S	Opponent	Score	RPI	S	Opponent	Score	RPI	S	Opponent	Score	RPI	S	Opponent	Score
										116 H	Clemson	0		8	
										139 A	South Ala.	0		1	
										165 A	Furman	0		3	
										194 A	Radford	0		2	
										205 H	Mercer	0		4	
										211 H	Wofford	0		4	
										231 N	Troy	1		3	
										249 A	Citadel	1		0	
										280 H	Francis Marion	2		3	
										312 A	VMI	1		1	
										319 H	S.C. Upstate	2		0	
<hr/>															
LAST 10 GAMES															
										312 A	VMI	1		1	
										249 A	Citadel	1		0	
										319 H	S.C. Upstate	2		0	
										205 H	Mercer	0		4	
										231 N	Troy	1		3	
										139 A	South Ala.	0		1	

Non-Div. I Games:

Presbyterian

Average RPI Win:		309	WON-LOST RECORD		WINNING PCT. RANK		LAST 10 GAMES		STRENGTH OF SCHEDULE		OPP. STRENGTH OF SCHEDULE		TEAM RPI		ADJ RPI		CONF. RPI		ADJ CONF. RPI		
DIV. I ONLY			2-5-3		.35	242	2-5-3		293		282		290		.37938		288	29		29	
DIV. I NON-CONF.			2-3-3		.4375	194	2-3-3		307		276		290		.38266		290	29		29	
TOTALS		RPI 1-25		RPI 26-50		W-L RECORDS		RPI 51-100		RPI 101-150		RPI 150+									
2-5-3		0-0-0		0-0-0		OVERALL		0-0-0		0-1-0		2-4-3									
2-2-1		0-0-0		0-0-0		HOME		0-0-0		0-0-0		2-2-1									
0-3-2		0-0-0		0-0-0		AWAY		0-0-0		0-1-0		0-2-2									
0-0-0		0-0-0		0-0-0		NEUTRAL		0-0-0		0-0-0		0-0-0									
2-3-3		0-0-0		0-0-0		NON-CONFERENCE		0-0-0		0-0-0		2-3-3									
2-1-1		0-0-0		0-0-0		HOME		0-0-0		0-0-0		2-1-1									
0-2-2		0-0-0		0-0-		AWAY		0-0-0		0-0-0		0-2-2									
0-0-0		0-0-0		0-0-0		NEUTRAL		0-0-0		0-0-0		0-0-0									
0-2-0		0-0-0		0-0-0		CONFERENCE		0-0-0		0-1-0		0-1-0									
0-1-0		0-0-0		0-0-0		HOME		0-0-0		0-0-0		0-1-0									
0-1-0		0-0-0		0-0-0		AWAY		0-0-0		0-1-0		0-0-0									
0-0-0		0-0-0		0-0-0		NEUTRAL		0-0-0		0-0-0		0-0-0									
RPI	S	Opponent		Score	RPI	S	Opponent		Score	RPI	S	Opponent		Score	RPI	S	Opponent		Score		

Non-Div. I Games:

Gardner-Webb

Average RPI Win: 248		WON-LOST RECORD		WINNING PCT. RANK		LAST 10 GAMES		STRENGTH OF SCHEDULE		OPP. STRENGTH OF SCHEDULE		TEAM RPI		ADJ RPI		CONF. RPI		ADJ CONF. RPI	
DIV. I ONLY		1-9-2		.16667 303		1-6-2		186		266		288		.37933 289		16		16	
DIV. I NON-CONF.		1-5-2		.25 269		1-2-2		217		251		280		.39501 279		16		16	
TOTALS		RPI 1-25		RPI 26-50		W-L RECORDS		RPI 51-100		RPI 101-150		RPI 150+							
1-9-2		0-0-0		0-1-0		OVERALL		0-1-0		0-2-0		1-5-2							
1-6-2		0-0-0		0-1-0		HOME		0-0-0		0-2-0		1-3-2							
0-3-0		0-0-0		0-0-0		AWAY		0-1-0		0-0-0		0-2-0							
0-0-0		0-0-0		0-0-0		NEUTRAL		0-0-0		0-0-0		0-0-0							
1-5-2		0-0-0		0-1-0		NON-CONFERENCE		0-1-0		0-0-0		1-3-2							
1-3-2		0-0-0		0-1-0		HOME		0-0-0		0-0-0		1-2-2							
0-2-0		0-0-0		0-0-		AWAY		0-1-0		0-0-0		0-1-0							
0-0-0		0-0-0		0-0-0		NEUTRAL		0-0-0		0-0-0		0-0-0							
0-4-0		0-0-0		0-0-0		CONFERENCE		0-0-0		0-2-0		0-2-0							
0-3-0		0-0-0		0-0-0		HOME		0-0-0		0-2-0		0-1-0							
0-1-0		0-0-0		0-0-0		AWAY		0-0-0		0-0-0		0-1-0							
0-0-0		0-0-0		0-0-0		NEUTRAL		0-0-0		0-0-0		0-0-0							
RPI	S	Opponent		Score	RPI	S	Opponent		Score	RPI	S	Opponent		Score					
					30	H	Wisconsin		0 2	93	A	Iowa St.		0 2	123	H	Akron		0 1
															147	H	Toledo		0 1
															162	A	Ball St.		0 3
															187	H	Ohio		1 2
															189	A	Illinois St.		0 5
															212	H	South Dakota St.		0 3
															248	H	Loyola (IL)		2 0
															261	H	Eastern Ill.		0 0
															273	H	North Dakota		0 2
															275	H	UNI		1 1
LAST 10 GAMES																			
															187	H	Ohio		1 2
															123	H	Akron		0 1
															275	H	UNI		1 1
															189	A	Illinois St.		0 5
															273	H	North Dakota		0 2
															30	H	Wisconsin		0 2

Non-Div. I Games:

Northern Ill.

Average RPI Win: 304		WON-LOST	WINNING	LAST 10	STRENGTH OF		OPP. STRENGTH	TEAM	ADJ	CONF.	ADJ CONF.
Average RPI Loss: 224		RECORD	PCT. RANK	GAMES	SCHEDULE		OF SCHEDULE	RPI	RPI	RPI	RPI
DIV. I ONLY		5-5-1	.5	150	4-4-1		321	302	292	.37901	22
DIV. I NON-CONF.		4-4-1	.5	148	3-3-1		322	282	307	.34842	26
TOTALS		RPI 1-25	RPI 26-50		W-L RECORDS		RPI 51-100		RPI 101-150		RPI 150+
5-5-1	0-0-0	0-0-0		OVERALL		0-0-0		0-1-0		5-4-1	
3-3-1	0-0-0	0-0-0		HOME		0-0-0		0-0-0		3-3-1	
2-2-0	0-0-0	0-0-0		AWAY		0-0-0		0-1-0		2-1-0	
0-0-0	0-0-0	0-0-0		NEUTRAL		0-0-0		0-0-0		0-0-0	
4-4-1	0-0-0	0-0-0		NON-CONFERENCE		0-0-0		0-1-0		4-3-1	
2-2-1	0-0-0	0-0-0		HOME		0-0-0		0-0-0		2-2-1	
2-2-0	0-0-0	0-0-		AWAY		0-0-0		0-1-0		2-1-0	
0-0-0	0-0-0	0-0-0		NEUTRAL		0-0-0		0-0-0		0-0-0	
1-1-0	0-0-0	0-0-0		CONFERENCE		0-0-0		0-0-0		1-1-0	
1-1-0	0-0-0	0-0-0		HOME		0-0-0		0-0-0		1-1-0	
0-0-0	0-0-0	0-0-0		AWAY		0-0-0		0-0-0		0-0-0	
0-0-0	0-0-0	0-0-0		NEUTRAL		0-0-0		0-0-0		0-0-0	
RPI S	Opponent	Score	RPI S	Opponent	Score	RPI S	Opponent	Score	RPI S	Opponent	Score
									127 A	UALR	1 2
									202 H	Southeastern La.	0 3
									246 H	La.-Monroe	1 2
									255 H	Arkansas St.	0 2
									283 H	Nicholls St.	2 1
									292 A	Ark.-Pine Bluff	0 1
									296 A	Lipscomb	1 0
									305 H	Alcorn St.	4 1
									310 H	Mississippi Val.	0 0
									317 H	Texas Southern	5 0
									318 A	Grambling	4 0
LAST 10 GAMES											
						202 H	Southeastern La.	0 3	310 H	Mississippi Val.	0 0
						283 H	Nicholls St.	2 1	292 A	Ark.-Pine Bluff	0 1
						317 H	Texas Southern	5 0	127 A	UALR	1 2
						255 H	Arkansas St.	0 2	318 A	Grambling	4 0
						296 A	Lipscomb	1 0	305 H	Alcorn St.	4 1

Non-Div. I Games:

Central Ark.

Average RPI Win: 300		WON-LOST RECORD	WINNING PCT. RANK		LAST 10 GAMES	STRENGTH OF SCHEDULE	OPP. STRENGTH OF SCHEDULE	TEAM RPI	ADJ RPI		CONF. RPI	ADJ CONF. RPI
Average RPI Loss: 171												
DIV. I ONLY		1-7-4	.25	275	1-5-4	248	286	291	.37689	291	28	28
DIV. I NON-CONF.		1-6-3	.25	269	1-4-3	208	286	282	.39293	282	27	27
TOTALS		RPI 1-25		RPI 26-50		W-L RECORDS		RPI 51-100		RPI 101-150		RPI 150+
1-7-4	0-0-0	0-0-0		OVERALL		0-0-0		0-4-0		1-3-4		
1-1-2	0-0-0	0-0-0		HOME		0-0-0		0-1-0		1-0-2		
0-5-1	0-0-0	0-0-0		AWAY		0-0-0		0-2-0		0-3-1		
0-1-1	0-0-0	0-0-0		NEUTRAL		0-0-0		0-1-0		0-0-1		
1-6-3	0-0-0	0-0-0		NON-CONFERENCE		0-0-0		0-4-0		1-2-3		
1-1-2	0-0-0	0-0-0		HOME		0-0-0		0-1-0		1-0-2		
0-4-0	0-0-0	0-0-		AWAY		0-0-0		0-2-0		0-2-0		
0-1-1	0-0-0	0-0-0		NEUTRAL		0-0-0		0-1-0		0-0-1		
0-1-1	0-0-0	0-0-0		CONFERENCE		0-0-0		0-0-0		0-1-1		
0-0-0	0-0-0	0-0-0		HOME		0-0-0		0-0-0		0-0-0		
0-1-1	0-0-0	0-0-0		AWAY		0-0-0		0-0-0		0-1-1		
0-0-0	0-0-0	0-0-0		NEUTRAL		0-0-0		0-0-0		0-0-0		
RPI	S	Opponent	Score	RPI	S	Opponent	Score	RPI	S	Opponent	Score	
								128	H	Detroit	1 5	
								132	A	Kent St.	0 4	
								142	A	Cleveland St.	2 3	
								145	N	Campbell	1 2	
								152	A	Miami (OH)	0 4	
								213	A	UMKC	1 2	
								243	H	Valparaiso	1 1	
								261	H	Eastern Ill.	2 2	
								277	N	Air Force	2 2	
								285	A	Indiana St.	1 2	
								297	A	South Dakota	2 2	
								300	H	Eastern Mich.	2 1	
LAST 10 GAMES												
				297	A	South Dakota	2 2	145	N	Campbell	1 2	
				213	A	UMKC	1 2	277	N	Air Force	2 2	
				261	H	Eastern Ill.	2 2	142	A	Cleveland St.	2 3	
				300	H	Eastern Mich.	2 1	132	A	Kent St.	0 4	
				128	H	Detroit	1 5	243	H	Valparaiso	1 1	

Non-Div. I Games:

IUPUI

Average RPI Win:		304	WON-LOST		WINNING		LAST 10		STRENGTH OF		OPP. STRENGTH		TEAM		ADJ		CONF.		ADJ CONF.	
Average RPI Loss:		180	RECORD		PCT. RANK		GAMES		SCHEDULE		OF SCHEDULE		RPI		RPI		RPI		RPI	
DIV. I ONLY			2-4-1		.35714 239		2-4-1		311		246		298		.37672 292		32		32	
DIV. I NON-CONF.			1-4-1		.25 269		1-4-1		275		235		292		.37992 291		32		32	
TOTALS		RPI 1-25		RPI 26-50		W-L RECORDS		RPI 51-100		RPI 101-150		RPI 150+								
2-4-1		0-0-0		0-0-0		OVERALL		0-0-0		0-1-0		2-3-1								
1-0-0		0-0-0		0-0-0		HOME		0-0-0		0-0-0		1-0-0								
1-3-1		0-0-0		0-0-0		AWAY		0-0-0		0-1-0		1-2-1								
0-1-0		0-0-0		0-0-0		NEUTRAL		0-0-0		0-0-0		0-1-0								
1-4-1		0-0-0		0-0-0		NON-CONFERENCE		0-0-0		0-1-0		1-3-1								
1-0-0		0-0-0		0-0-0		HOME		0-0-0		0-0-0		1-0-0								
0-3-1		0-0-0		0-0-		AWAY		0-0-0		0-1-0		0-2-1								
0-1-0		0-0-0		0-0-0		NEUTRAL		0-0-0		0-0-0		0-1-0								
1-0-0		0-0-0		0-0-0		CONFERENCE		0-0-0		0-0-0		1-0-0								
0-0-0		0-0-0		0-0-0		HOME		0-0-0		0-0-0		0-0-0								
1-0-0		0-0-0		0-0-0		AWAY		0-0-0		0-0-0		1-0-0								
0-0-0		0-0-0		0-0-0		NEUTRAL		0-0-0		0-0-0		0-0-0								
RPI	S	Opponent		Score	RPI	S	Opponent		Score	RPI	S	Opponent		Score						
							</													

Non-Div. I Games: Central Baptist 4 0 Ozarks (AR) 5 1 Harding 4 1

Ark.-Pine Bluff

Average RPI Win: 253		WON-LOST RECORD		WINNING PCT. RANK		LAST 10 GAMES		STRENGTH OF SCHEDULE		OPP. STRENGTH OF SCHEDULE		TEAM RPI		ADJ RPI		CONF. RPI		ADJ CONF. RPI	
DIV. I ONLY		3-10-1		.25 275		1-8-0		219		301		286		.37638 293		24		24	
DIV. I NON-CONF.		3-6-1		.35 236		1-4-0		168		300		244		.42512 254		23		22	
TOTALS		RPI 1-25		RPI 26-50		W-L RECORDS		RPI 51-100		RPI 101-150		RPI 150+							
3-10-1		0-0-0		0-0-0		OVERALL		0-0-0		0-0-1		3-10-0							
1-4-0		0-0-0		0-0-0		HOME		0-0-0		0-0-0		1-4-0							
2-5-0		0-0-0		0-0-0		AWAY		0-0-0		0-0-0		2-5-0							
0-1-1		0-0-0		0-0-0		NEUTRAL		0-0-0		0-0-1		0-1-0							
3-6-1		0-0-0		0-0-0		NON-CONFERENCE		0-0-0		0-0-1		3-6-0							
1-2-0		0-0-0		0-0-0		HOME		0-0-0		0-0-0		1-2-0							
2-3-0		0-0-0		0-0-		AWAY		0-0-0		0-0-0		2-3-0							
0-1-1		0-0-0		0-0-0		NEUTRAL		0-0-0		0-0-1		0-1-0							
0-4-0		0-0-0		0-0-0		CONFERENCE		0-0-0		0-0-0		0-4-0							
0-2-0		0-0-0		0-0-0		HOME		0-0-0		0-0-0		0-2-0							
0-2-0		0-0-0		0-0-0		AWAY		0-0-0		0-0-0		0-2-0							
0-0-0		0-0-0		0-0-0		NEUTRAL		0-0-0		0-0-0		0-0-0							
RPI	S	Opponent		Score		RPI	S	Opponent		Score		RPI	S	Opponent		Score			
												136	N	Louisiana Tech		0	0		
												155	A	Middle Tenn.		0	2		
												163	A	East Tenn. St.		2	1		
												194	A	Radford		1	3		
												197	H	Morehead St.		0	1		
												204	H	Belmont		1	3		
												214	N	New Mexico St.		0	1		
												237	H	Eastern Ky.		1	2		
												238	A	Longwood		1	2		
												261	A	Eastern Ill.		0	2		
												276	H	Chattanooga		1	2		
												278	A	SIU Edwardsville		1	3		
												296	H	Lipscomb		2	1		
												301	A	UNC Asheville		4	1		
LAST 10 GAMES																			
						197	H	Morehead St.		0	1	155	A	Middle Tenn.		0	2		
						237	H	Eastern Ky.		1	2	194	A	Radford		1	3		
						278	A	SIU Edwardsville		1	3	238	A	Longwood		1	2		
						261	A	Eastern Ill.		0	2	214	N	New Mexico St.		0	1		
						296	H	Lipscomb		2	1	136	N	Louisiana Tech		0	0		

Non-Div. I Games:

Tennessee Tech

Average RPI Win: 299		WON-LOST	WINNING	LAST 10	STRENGTH OF	OPP. STRENGTH	TEAM	ADJ	CONF.	ADJ CONF.				
Average RPI Loss: 171		RECORD	PCT. RANK	GAMES	SCHEDULE	OF SCHEDULE	RPI	RPI	RPI	RPI				
DIV. I ONLY		2-7-1	.25	275	1-7-1	274	241	296	.3747	294	30	30		
DIV. I NON-CONF.		2-6-1	.27778	262	1-6-1	247	249	283	.39394	281	30	30		
<hr/>														
TOTALS		RPI 1-25		RPI 26-50		W-L RECORDS		RPI 51-100		RPI 101-150		RPI 150+		
2-7-1		0-0-0		0-0-0		OVERALL		0-2-0		0-1-0		2-4-1		
1-3-1		0-0-0		0-0-0		HOME		0-1-0		0-0-0		1-2-1		
1-3-0		0-0-0		0-0-0		AWAY		0-1-0		0-1-0		1-1-0		
0-1-0		0-0-0		0-0-0		NEUTRAL		0-0-0		0-0-0		0-1-0		
2-6-1		0-0-0		0-0-0		NON-CONFERENCE		0-2-0		0-1-0		2-3-1		
1-2-1		0-0-0		0-0-0		HOME		0-1-0		0-0-0		1-1-1		
1-3-0		0-0-0		0-0-		AWAY		0-1-0		0-1-0		1-1-0		
0-1-0		0-0-0		0-0-0		NEUTRAL		0-0-0		0-0-0		0-1-0		
0-1-0		0-0-0		0-0-0		CONFERENCE		0-0-0		0-0-0		0-1-0		
0-1-0		0-0-0		0-0-0		HOME		0-0-0		0-0-0		0-1-0		
0-0-0		0-0-0		0-0-0		AWAY		0-0-0		0-0-0		0-0-0		
0-0-0		0-0-0		0-0-0		NEUTRAL		0-0-0		0-0-0		0-0-0		
RPI	S	Opponent		Score	RPI	S	Opponent		Score	RPI	S	Opponent		Score

Non-Div. I Games: Northwest Nazarene 4 1

Idaho St.

Average RPI Win: 196		WON-LOST	WINNING	LAST 10	STRENGTH OF SCHEDULE	OPP. STRENGTH OF SCHEDULE	TEAM RPI	ADJ RPI		CONF. RPI	ADJ CONF. RPI
Average RPI Loss: 156		RECORD	PCT. RANK	GAMES							
DIV. I ONLY		2-11-0	.15385 306	2-8-0	228	181	295	.37078	295	18	18
DIV. I NON-CONF.		2-10-0	.16667 296	2-7-0	185	207	284	.38735	287	18	18
TOTALS		RPI 1-25	RPI 26-50		W-L RECORDS		RPI 51-100		RPI 101-150		RPI 150+
2-11-0	0-2-0	0-0-0		OVERALL		0-1-0		1-1-0		1-7-0	
1-4-0	0-0-0	0-0-0		HOME		0-0-0		0-1-0		1-3-0	
1-6-0	0-1-0	0-0-0		AWAY		0-1-0		1-0-0		0-4-0	
0-1-0	0-1-0	0-0-0		NEUTRAL		0-0-0		0-0-0		0-0-0	
2-10-0	0-2-0	0-0-0		NON-CONFERENCE		0-1-0		1-1-0		1-6-0	
1-4-0	0-0-0	0-0-0		HOME		0-0-0		0-1-0		1-3-0	
1-5-0	0-1-0	0-0-		AWAY		0-1-0		1-0-0		0-3-0	
0-1-0	0-1-0	0-0-0		NEUTRAL		0-0-0		0-0-0		0-0-0	
0-1-0	0-0-0	0-0-0		CONFERENCE		0-0-0		0-0-0		0-1-0	
0-0-0	0-0-0	0-0-0		HOME		0-0-0		0-0-0		0-0-0	
0-1-0	0-0-0	0-0-0		AWAY		0-0-0		0-0-0		0-1-0	
0-0-0	0-0-0	0-0-0		NEUTRAL		0-0-0		0-0-0		0-0-0	
RPI S	Opponent	Score		RPI S	Opponent	Score		RPI S	Opponent	Score	
21 N	Penn St.	0	4					125 A	Utah	1	0
25 A	Santa Clara	0	3					141 H	UC Davis	0	1
								151 A	UC Santa Barbara	0	1
								168 A	Pacific	0	3
								172 H	UNLV	1	2
								181 A	Hawaii	0	5
								236 H	San Francisco	0	2
								260 H	Portland St.	0	2
								266 H	Sacramento St.	2	1
								294 A	Idaho St.	1	2
LAST 10 GAMES											
181 A	Hawaii	0	5	70 A	Cal Poly	1	4				
25 A	Santa Clara	0	3	236 H	San Francisco	0	2				
141 H	UC Davis	0	1	172 H	UNLV	1	2				
266 H	Sacramento St.	2	1	260 H	Portland St.	0	2				
151 A	UC Santa Barbara	0	1	125 A	Utah	1	0				

Non-Div. I Games:

Nevada

Average RPI Win: 277		WON-LOST RECORD		WINNING PCT. RANK		LAST 10 GAMES		STRENGTH OF SCHEDULE		OPP. STRENGTH OF SCHEDULE		TEAM RPI		ADJ RPI		CONF. RPI		ADJ CONF. RPI	
DIV. I ONLY		3-9-1		.26923 273		2-8-0		255		308		293		.36953 296		23		23	
DIV. I NON-CONF.		2-6-1		.27778 262		1-5-0		254		302		291		.37562 293		24		24	
TOTALS		RPI 1-25		RPI 26-50		W-L RECORDS		RPI 51-100		RPI 101-150		RPI 150+							
3-9-1		0-0-0		0-0-0		OVERALL		0-0-0		0-1-0		3-8-1							
2-3-1		0-0-0		0-0-0		HOME		0-0-0		0-1-0		2-2-1							
0-6-0		0-0-0		0-0-0		AWAY		0-0-0		0-0-0		0-6-0							
1-0-0		0-0-0		0-0-0		NEUTRAL		0-0-0		0-0-0		1-0-0							
2-6-1		0-0-0		0-0-0		NON-CONFERENCE		0-0-0		0-1-0		2-5-1							
1-2-1		0-0-0		0-0-0		HOME		0-0-0		0-1-0		1-1-1							
0-4-0		0-0-0		0-0-		AWAY		0-0-0		0-0-0		0-4-0							
1-0-0		0-0-0		0-0-0		NEUTRAL		0-0-0		0-0-0		1-0-0							
1-3-0		0-0-0		0-0-0		CONFERENCE		0-0-0		0-0-0		1-3-0							
1-1-0		0-0-0		0-0-0		HOME		0-0-0		0-0-0		1-1-0							
0-2-0		0-0-0		0-0-0		AWAY		0-0-0		0-0-0		0-2-0							
0-0-0		0-0-0		0-0-0		NEUTRAL		0-0-0		0-0-0		0-0-0							
RPI	S	Opponent		Score	RPI	S	Opponent		Score	RPI	S	Opponent		Score					
										137	H	Austin Peay	0	5					
										163	H	East Tenn. St.	1	2					
										175	A	UT Martin	0	1					
										188	A	Mississippi St.	1	2					
										205	A	Mercer	0	3					
										226	A	Kennesaw St.	0	4					
										229	N	Southern Miss.	3	1					
										255	H	Arkansas St.	1	1					
										276	A	Chattanooga	0	2					
										283	H	Nicholls St.	3	1					
										290	H	Central Ark.	0	1					
										293	A	Tennessee Tech	1	2					
										319	H	S.C. Upstate	2	0					
LAST 10 GAMES																			
										319	H	S.C. Upstate	2	0					
										137	H	Austin Peay	0	5					
										188	A	Mississippi St.	1	2					
										229	N	Southern Miss.	3	1					
										276	A	Chattanooga	0	2					
										293	A	Tennessee Tech	1	2					
										175	A	UT Martin	0	1					

Non-Div. I Games:

Lipscomb

Average RPI Win: 219		WON-LOST RECORD		WINNING PCT. RANK		LAST 10 GAMES		STRENGTH OF SCHEDULE		OPP. STRENGTH OF SCHEDULE		TEAM RPI		ADJ RPI		CONF. RPI		ADJ CONF. RPI	
DIV. I ONLY		1-7-3		.22727 289		1-5-3		257		279		297		.36832 297		28		28	
DIV. I NON-CONF.		0-7-2		.11111 303		0-5-2		230		278		303		.34739 303		27		27	
TOTALS		RPI 1-25		RPI 26-50		W-L RECORDS		RPI 51-100		RPI 101-150		RPI 150+							
1-7-3		0-0-0		0-1-0		OVERALL		0-0-0		0-0-0		1-6-3							
1-1-3		0-0-0		0-0-0		HOME		0-0-0		0-0-0		1-1-3							
0-5-0		0-0-0		0-1-0		AWAY		0-0-0		0-0-0		0-4-0							
0-1-0		0-0-0		0-0-0		NEUTRAL		0-0-0		0-0-0		0-1-0							
0-7-2		0-0-0		0-1-0		NON-CONFERENCE		0-0-0		0-0-0		0-6-2							
0-1-2		0-0-0		0-0-0		HOME		0-0-0		0-0-0		0-1-2							
0-5-0		0-0-0		0-0-		AWAY		0-0-0		0-0-0		0-4-0							
0-1-0		0-0-0		0-0-0		NEUTRAL		0-0-0		0-0-0		0-1-0							
1-0-1		0-0-0		0-0-0		CONFERENCE		0-0-0		0-0-0		1-0-1							
1-0-1		0-0-0		0-0-0		HOME		0-0-0		0-0-0		1-0-1							
0-0-0		0-0-0		0-0-0		AWAY		0-0-0		0-0-0		0-0-0							
0-0-0		0-0-0		0-0-0		NEUTRAL		0-0-0		0-0-0		0-0-0							
RPI	S	Opponent		Score		RPI	S	Opponent		Score		RPI	S	Opponent		Score			
						38	A	Iowa		0 5									
												153	A	Creighton		0 1			
												176	A	Wyoming		1 3			
												201	A	Northern Colo.		2 4			
												219	H	Western Ill.		2 1			
												250	N	Boise St.		0 1			
												263	H	Green Bay		0 0			
												273	A	North Dakota		2 3			
												273	H	North Dakota		0 0			
												284	H	Neb. Omaha		2 3			
												291	H	IUPUI		2 2			
						LAST 10 GAMES													
						291	H	IUPUI		2 2		38	A	Iowa		0 5			
						219	H	Western Ill.		2 1		273	H	North Dakota		0 0			
						201	A	Northern Colo.		2 4		153	A	Creighton		0 1			
						176	A	Wyoming		1 3		263	H	Green Bay		0 0			
						250	N	Boise St.		0 1		284	H	Neb. Omaha		2 3			

Non-Div. I Games:

South Dakota

Average RPI Win:	290	WON-LOST	WINNING	LAST 10	STRENGTH OF	OPP. STRENGTH	TEAM	ADJ	CONF.	ADJ CONF.	
Average RPI Loss:	213	RECORD	PCT. RANK	GAMES	SCHEDULE	OF SCHEDULE	RPI	RPI	RPI	RPI	
DIV. I ONLY	2-10-2	.21429	294	2-6-2	214	309	294	.36697	298	24	24
DIV. I NON-CONF.	1-9-0	.1	305	1-5-0	201	312	302	.34666	305	23	22
TOTALS	RPI 1-25	RPI 26-50	W-L RECORDS	RPI 51-100	RPI 101-150	RPI 150+					
2-10-2	0-0-0	0-0-0	OVERALL	0-0-0	0-2-0	2-8-2					
1-2-2	0-0-0	0-0-0	HOME	0-0-0	0-1-0	1-1-2					
1-7-0	0-0-0	0-0-0	AWAY	0-0-0	0-1-0	1-6-0					
0-1-0	0-0-0	0-0-0	NEUTRAL	0-0-0	0-0-0	0-1-0					
1-9-0	0-0-0	0-0-0	NON-CONFERENCE	0-0-0	0-2-0	1-7-0					
1-2-0	0-0-0	0-0-0	HOME	0-0-0	0-1-0	1-1-0					
0-6-0	0-0-0	0-0-	AWAY	0-0-0	0-1-0	0-5-0					
0-1-0	0-0-0	0-0-0	NEUTRAL	0-0-0	0-0-0	0-1-0					
1-1-2	0-0-0	0-0-0	CONFERENCE	0-0-0	0-0-0	1-1-2					
0-0-2	0-0-0	0-0-0	HOME	0-0-0	0-0-0	0-0-2					
1-1-0	0-0-0	0-0-0	AWAY	0-0-0	0-0-0	1-1-0					
0-0-0	0-0-0	0-0-0	NEUTRAL	0-0-0	0-0-0	0-0-0					
RPI	S	Opponent	Score	RPI	S	Opponent	Score	RPI	S	Opponent	Score
								136	H	Louisiana Tech	0
								139	A	South Ala.	0
								155	A	Middle Tenn.	0
								197	H	Morehead St.	0
								205	A	Mercer	0
								214	H	New Mexico St.	1
								229	A	Southern Miss.	0
								231	A	Troy	2
								237	H	Eastern Ky.	1
								261	A	Eastern Ill.	0
								276	N	Chattanooga	0
								278	A	SIU Edwardsville	1
								288	A	Gardner-Webb	1
								302	H	Jackson St.	1
LAST 10 GAMES											
								237	H	Eastern Ky.	1
								197	H	Morehead St.	0
								261	A	Eastern Ill.	0
								278	A	SIU Edwardsville	1
								231	A	Troy	2
								302	H	Jackson St.	1
								276	N	Chattanooga	0
								288	A	Gardner-Webb	1
								136	H	Louisiana Tech	0
								214	H	New Mexico St.	1

Non-Div. I Games:

Jacksonville St.

Average RPI Win: 0		WON-LOST	WINNING	LAST 10	STRENGTH OF		OPP. STRENGTH	TEAM	ADJ	CONF.	ADJ CONF.								
Average RPI Loss: 170		RECORD	PCT. RANK	GAMES	SCHEDULE		OF SCHEDULE	RPI	RPI	RPI	RPI								
DIV. I ONLY		0-8-4	.16667	303	0-5-4		259	191	300	.36572	299	30	30						
DIV. I NON-CONF.		0-7-4	.18182	295	0-4-4		248	206	295	.37327	294	30	30						
<hr/>																			
TOTALS		RPI 1-25		RPI 26-50		W-L RECORDS		RPI 51-100		RPI 101-150		RPI 150+							
0-8-4		0-0-0		0-1-0		OVERALL		0-2-1		0-1-0		0-4-3							
0-2-2		0-0-0		0-0-0		HOME		0-0-0		0-0-0		0-2-2							
0-6-2		0-0-0		0-1-0		AWAY		0-2-1		0-1-0		0-2-1							
0-0-0		0-0-0		0-0-0		NEUTRAL		0-0-0		0-0-0		0-0-0							
<hr/>																			
0-7-4		0-0-0		0-1-0		NON-CONFERENCE		0-2-1		0-1-0		0-3-3							
0-2-2		0-0-0		0-0-0		HOME		0-0-0		0-0-0		0-2-2							
0-5-2		0-0-0		0-0-		AWAY		0-2-1		0-1-0		0-1-1							
0-0-0		0-0-0		0-0-0		NEUTRAL		0-0-0		0-0-0		0-0-0							
<hr/>																			
0-1-0		0-0-0		0-0-0		CONFERENCE		0-0-0		0-0-0		0-1-0							
0-0-0		0-0-0		0-0-0		HOME		0-0-0		0-0-0		0-0-0							
0-1-0		0-0-0		0-0-0		AWAY		0-0-0		0-0-0		0-1-0							
0-0-0		0-0-0		0-0-0		NEUTRAL		0-0-0		0-0-0		0-0-0							
<hr/>																			
RPI	S	Opponent		Score		RPI	S	Opponent		Score		RPI	S	Opponent		Score			
						46	A	Texas Tech	0	5			62	A	Missouri	0	3		
													86	A	TCU	1	1		
													92	A	Nebraska	1	8		
															201	A	Northern Colo.	0	2
															262	H	Drake	1	2
															268	H	Evansville	0	0
															275	H	UNI	2	3
															277	A	Air Force	0	0
															303	A	Southern Utah	1	3
<hr/>																			
LAST 10 GAMES																			
						277	A	Air Force	0	0			162	H	Ball St.	2	2		
						201	A	Northern Colo.	0	2			92	A	Nebraska	1	8		
						46	A	Texas Tech	0	5			62	A	Missouri	0	3		
						86	A	TCU	1	1			275	H	UNI	2	3		
						268	H	Evansville	0	0			262	H	Drake	1	2		

Non-Div. I Games: Embry-Riddle (AZ) 3 1

Northern Ariz.

Average RPI Win:		313	WON-LOST RECORD		WINNING PCT. RANK	LAST 10 GAMES	STRENGTH OF SCHEDULE		OPP. STRENGTH OF SCHEDULE	TEAM RPI	ADJ RPI	CONF. RPI	ADJ CONF. RPI
Average RPI Loss:		198											
DIV. I ONLY			2-9-0		.18182 298	2-7-0	222		306	299	.36117 301	29	29
DIV. I NON-CONF.			1-8-0		.11111 303	1-6-0	232		288	304	.34469 307	29	29
TOTALS		RPI 1-25	RPI 26-50		W-L RECORDS		RPI 51-100		RPI 101-150		RPI 150+		
2-9-0		0-0-0	0-0-0		OVERALL		0-1-0		0-1-0		2-7-0		
1-3-0		0-0-0	0-0-0		HOME		0-0-0		0-0-0		1-3-0		
1-6-0		0-0-0	0-0-0		AWAY		0-1-0		0-1-0		1-3-0		
0-0-0		0-0-0	0-0-0		NEUTRAL		0-0-0		0-0-0		0-0-0		
1-8-0		0-0-0	0-0-0		NON-CONFERENCE		0-1-0		0-1-0		1-6-0		
1-3-0		0-0-0	0-0-0		HOME		0-0-0		0-0-0		1-3-0		
0-5-0		0-0-0	0-0-		AWAY		0-1-0		0-1-0		0-3-0		
0-0-0		0-0-0	0-0-0		NEUTRAL		0-0-0		0-0-0		0-0-0		
1-1-0		0-0-0	0-0-0		CONFERENCE		0-0-0		0-0-0		1-1-0		
0-0-0		0-0-0	0-0-0		HOME		0-0-0		0-0-0		0-0-0		
1-1-0		0-0-0	0-0-0		AWAY		0-0-0		0-0-0		1-1-0		
0-0-0		0-0-0	0-0-0		NEUTRAL		0-0-0		0-0-0		0-0-0		
RPI S	Opponent	Score	RPI S	Opponent	Score	RPI S	Opponent	Score	RPI S	Opponent	Score		
						95 A	Western Caro.	0 4	150 A	Appalachian St.	0 1		
									163 A	East Tenn. St.	0 3		
									194 A	Radford	0 1		
									209 H	Georgia St.	2 3		
									211 A	Wofford	0 5		
									230 A	Davidson	1 8		
									237 H	Eastern Ky.	0 4		
									293 H	Tennessee Tech	1 4		
									312 A	VMI	3 1		
									314 H	South Carolina St.	5 1		
LAST 10 GAMES													
						194 A	Radford	0 1	150 A	Appalachian St.	0 1		
						312 A	VMI	3 1	95 A	Western Caro.	0 4		
						163 A	East Tenn. St.	0 3	211 A	Wofford	0 5		
						314 H	South Carolina St.	5 1	237 H	Eastern Ky.	0 4		
						209 H	Georgia St.	2 3	293 H	Tennessee Tech	1 4		

Non-Div. I Games:

UNC Asheville

[illegible]

Non-Div. I Games:

Jackson St.

Average RPI Win: 287		WON-LOST RECORD		WINNING PCT. RANK		LAST 10 GAMES		STRENGTH OF SCHEDULE		OPP. STRENGTH OF SCHEDULE		TEAM RPI		ADJ RPI		CONF. RPI		ADJ CONF. RPI	
DIV. I ONLY		2-7-2		.27273 265		1-6-2		304		253		303		.35878 303		28		28	
DIV. I NON-CONF.		2-4-2		.375 215		1-3-2		309		253		298		.36861 298		27		27	
TOTALS		RPI 1-25		RPI 26-50		W-L RECORDS		RPI 51-100		RPI 101-150		RPI 150+							
2-7-2		0-0-0		0-0-0		OVERALL		0-1-0		0-1-0		2-5-2							
1-1-1		0-0-0		0-0-0		HOME		0-0-0		0-0-0		1-1-1							
0-6-0		0-0-0		0-0-0		AWAY		0-1-0		0-1-0		0-4-0							
1-0-1		0-0-0		0-0-0		NEUTRAL		0-0-0		0-0-0		1-0-1							
2-4-2		0-0-0		0-0-0		NON-CONFERENCE		0-1-0		0-0-0		2-3-2							
1-1-1		0-0-0		0-0-0		HOME		0-0-0		0-0-0		1-1-1							
0-3-0		0-0-0		0-0-		AWAY		0-1-0		0-0-0		0-2-0							
1-0-1		0-0-0		0-0-0		NEUTRAL		0-0-0		0-0-0		1-0-1							
0-3-0		0-0-0		0-0-0		CONFERENCE		0-0-0		0-1-0		0-2-0							
0-0-0		0-0-0		0-0-0		HOME		0-0-0		0-0-0		0-0-0							
0-3-0		0-0-0		0-0-0		AWAY		0-0-0		0-1-0		0-2-0							
0-0-0		0-0-0		0-0-0		NEUTRAL		0-0-0		0-0-0		0-0-0							
RPI	S	Opponent		Score	RPI	S	Opponent		Score	RPI	S	Opponent		Score					
							82	A	Tulsa	0	2	133	A	North Dakota St.	1	3			
												183	A	Oral Roberts	0	4			
												192	A	UC Riverside	0	2			
												212	A	South Dakota St.	0	2			
												246	A	CSU Bakersfield	0	3			
												262	N	Drake	1	1			
												267	H	Montana	4	4			
												275	N	UNI	2	1			
												294	H	Idaho St.	0	2			
												299	H	Northern Ariz.	3	1			
LAST 10 GAMES																			
267	H	Montana	4	4	212	A	South Dakota St.	0	2										
82	A	Tulsa	0	2	133	A	North Dakota St.	1	3										
183	A	Oral Roberts	0	4	262	N	Drake	1	1										
192	A	UC Riverside	0	2	275	N	UNI	2	1										
246	A	CSU Bakersfield	0	3	299	H	Northern Ariz.	3	1										

Non-Div. I Games:

Southern Utah

Average RPI Win: 0		WON-LOST RECORD		WINNING PCT. RANK		LAST 10 GAMES		STRENGTH OF SCHEDULE		OPP. STRENGTH OF SCHEDULE		TEAM RPI		ADJ RPI		CONF. RPI		ADJ CONF. RPI	
Average RPI Loss: 157																			
DIV. I ONLY		0-9-1		.05 318		0-8-1		166		263		301		.35697 304		29		29	
DIV. I NON-CONF.		0-7-1		.0625 309		0-6-1		137		254		294		.37088 297		29		29	
TOTALS		RPI 1-25		RPI 26-50		W-L RECORDS		RPI 51-100		RPI 101-150		RPI 150+							
0-9-1		0-0-0		0-1-0		OVERALL		0-0-0		0-5-0		0-3-1							
0-0-1		0-0-0		0-0-0		HOME		0-0-0		0-0-0		0-0-1							
0-4-0		0-0-0		0-1-0		AWAY		0-0-0		0-1-0		0-2-0							
0-5-0		0-0-0		0-0-0		NEUTRAL		0-0-0		0-4-0		0-1-0							
0-7-1		0-0-0		0-1-0		NON-CONFERENCE		0-0-0		0-4-0		0-2-1							
0-0-1		0-0-0		0-0-0		HOME		0-0-0		0-0-0		0-0-1							
0-2-0		0-0-0		0-0-		AWAY		0-0-0		0-0-0		0-1-0							
0-5-0		0-0-0		0-0-0		NEUTRAL		0-0-0		0-4-0		0-1-0							
0-2-0		0-0-0		0-0-0		CONFERENCE		0-0-0		0-1-0		0-1-0							
0-0-0		0-0-0		0-0-0		HOME		0-0-0		0-0-0		0-0-0							
0-2-0		0-0-0		0-0-0		AWAY		0-0-0		0-1-0		0-1-0							
0-0-0		0-0-0		0-0-0		NEUTRAL		0-0-0		0-0-0		0-0-0							
RPI	S	Opponent		Score		RPI	S	Opponent		Score		RPI	S	Opponent		Score			
						28	A	Tennessee		0 4									
														134 N Jacksonville		1 2			
														140 N Old Dominion		0 2			
														143 N Brown		1 3			
														143 N Cincinnati		0 4			
														146 A Liberty		0 1			
														191 A North Florida		0 5			
														242 A High Point		1 4			
														243 N Valparaiso		0 1			
														306 H Ga. Southern		1 1			
				LAST 10 GAMES															
						28	A	Tennessee		0 4		242	A	High Point		1 4			
						143	N	Cincinnati		0 4		146	A	Liberty		0 1			
						140	N	Old Dominion		0 2		306	H	Ga. Southern		1 1			
						143	N	Brown		1 3		191	A	North Florida		0 5			
						243	N	Valparaiso		0 1		134	N	Jacksonville		1 2			

Non-Div. I Games: Florida Tech 0 1

Coastal Caro.

Average RPI Win:	322	WON-LOST	WINNING	LAST 10	STRENGTH OF	OPP. STRENGTH	TEAM	ADJ	CONF.	ADJ CONF.		
Average RPI Loss:	216	RECORD	PCT. RANK	GAMES	SCHEDULE	OF SCHEDULE	RPI	RPI	RPI	RPI		
DIV. I ONLY		1-4-1	.25	275	1-4-1	270	321	306	.35687	305	32	32
DIV. I NON-CONF.		0-4-0	0	313	0-4-0	28	322	286	.39257	283	32	32
<hr/>												
TOTALS	RPI 1-25	RPI 26-50		W-L RECORDS		RPI 51-100		RPI 101-150		RPI 150+		
1-4-1	0-0-0	0-0-0		OVERALL		0-0-0		0-1-0		1-3-1		
1-0-1	0-0-0	0-0-0		HOME		0-0-0		0-0-0		1-0-1		
0-3-0	0-0-0	0-0-0		AWAY		0-0-0		0-0-0		0-3-0		
0-1-0	0-0-0	0-0-0		NEUTRAL		0-0-0		0-1-0		0-0-0		
0-4-0	0-0-0	0-0-0		NON-CONFERENCE		0-0-0		0-1-0		0-3-0		
0-0-0	0-0-0	0-0-0		HOME		0-0-0		0-0-0		0-0-0		
0-3-0	0-0-0	0-0-		AWAY		0-0-0		0-0-0		0-3-0		
0-1-0	0-0-0	0-0-0		NEUTRAL		0-0-0		0-1-0		0-0-0		
1-0-1	0-0-0	0-0-0		CONFERENCE		0-0-0		0-0-0		1-0-1		
1-0-1	0-0-0	0-0-0		HOME		0-0-0		0-0-0		1-0-1		
0-0-0	0-0-0	0-0-0		AWAY		0-0-0		0-0-0		0-0-0		
0-0-0	0-0-0	0-0-0		NEUTRAL		0-0-0		0-0-0		0-0-0		
RPI	S	Opponent	Score	RPI	S	Opponent	Score	RPI	S	Opponent	Score	
								139	N	South Ala.	0	3
								202	A	Southeastern La.	0	6
								231	A	Troy	0	7
								290	A	Central Ark.	1	4
								316	H	Alabama A&M	0	0
								322	H	Alabama St.	1	0
LAST 10 GAMES												
290	A	Central Ark.	1	4	316	H	Alabama A&M	0	0			
231	A	Troy	0	7	322	H	Alabama St.	1	0			
139	N	South Ala.	0	3								
202	A	Southeastern La.	0	6								

Non-Div. I Games: Millsaps 3 0 Delta St. 2 0




Alcorn St.

Average RPI Win: 317		WON-LOST RECORD		WINNING PCT. RANK		LAST 10 GAMES		STRENGTH OF SCHEDULE		OPP. STRENGTH OF SCHEDULE		TEAM RPI		ADJ RPI		CONF. RPI		ADJ CONF. RPI	
DIV. I ONLY		2-7-2		.27273 265		2-6-2		297		284		304		.35401 306		19		19	
DIV. I NON-CONF.		2-4-1		.35714 232		2-3-1		312		303		308		.34668 304		19		19	
TOTALS		RPI 1-25		RPI 26-50		W-L RECORDS		RPI 51-100		RPI 101-150		RPI 150+							
2-7-2		0-0-0		0-0-0		OVERALL		0-0-0		0-1-0		2-6-2							
1-2-1		0-0-0		0-0-0		HOME		0-0-0		0-1-0		1-1-1							
1-5-1		0-0-0		0-0-0		AWAY		0-0-0		0-0-0		1-5-1							
0-0-0		0-0-0		0-0-0		NEUTRAL		0-0-0		0-0-0		0-0-0							
2-4-1		0-0-0		0-0-0		NON-CONFERENCE		0-0-0		0-0-0		2-4-1							
1-1-0		0-0-0		0-0-0		HOME		0-0-0		0-0-0		1-1-0							
1-3-1		0-0-0		0-0-		AWAY		0-0-0		0-0-0		1-3-1							
0-0-0		0-0-0		0-0-0		NEUTRAL		0-0-0		0-0-0		0-0-0							
0-3-1		0-0-0		0-0-0		CONFERENCE		0-0-0		0-1-0		0-2-1							
0-1-1		0-0-0		0-0-0		HOME		0-0-0		0-1-0		0-0-1							
0-2-0		0-0-0		0-0-0		AWAY		0-0-0		0-0-0		0-2-0							
0-0-0		0-0-0		0-0-0		NEUTRAL		0-0-0		0-0-0		0-0-0							
RPI	S	Opponent		Score	RPI	S	Opponent		Score	RPI	S	Opponent		Score					
												108 H UNC Greensboro		1	2				
												165 A Furman		1	4				
												205 H Mercer		0	2				
												209 A Georgia St.		1	2				
												210 H Elon		0	0				
												211 A Wofford		1	2				
												227 A Winthrop		1	3				
												240 A Charleston So.		1	2				
												304 A Coastal Caro.		1	1				
												314 A South Carolina St.		3	0				
												319 H S.C. Upstate		2	0				
LAST 10 GAMES																			
												210 H Elon		0	0				
												108 H UNC Greensboro		1	2				
												165 A Furman		1	4				
												211 A Wofford		1	2				
												319 H S.C. Upstate		2	0				
												240 A Charleston So.		1	2				
												205 H Mercer		0	2				

Non-Div. I Games:

Ga. Southern

I
o
n
a

 Tie,  Loss,  Non-Conf, S Site, H Home, A Away, N Neutral Page 307

UMBC

Average RPI Win: 0		WON-LOST	WINNING	LAST 10	STRENGTH OF	OPP. STRENGTH	TEAM	ADJ	CONF.	ADJ CONF.		
Average RPI Loss: 205		RECORD	PCT. RANK	GAMES	SCHEDULE	OF SCHEDULE	RPI	RPI	RPI	RPI		
DIV. I ONLY		0-10-2	.08333	314	0-8-2	217	283	308	.34141	308	21	21
DIV. I NON-CONF.		0-8-1	.05556	311	0-6-1	238	272	313	.33103	314	20	20
<hr/>												
TOTALS		RPI 1-25		RPI 26-50		W-L RECORDS		RPI 51-100		RPI 101-150		RPI 150+
0-10-2		0-0-0		0-0-0		OVERALL		0-2-1		0-1-0		0-7-1
0-5-2		0-0-0		0-0-0		HOME		0-1-1		0-1-0		0-3-1
0-5-0		0-0-0		0-0-0		AWAY		0-1-0		0-0-0		0-4-0
0-0-0		0-0-0		0-0-0		NEUTRAL		0-0-0		0-0-0		0-0-0
0-8-1		0-0-0		0-0-0		NON-CONFERENCE		0-1-1		0-1-0		0-6-0
0-4-1		0-0-0		0-0-0		HOME		0-0-1		0-1-0		0-3-0
0-4-0		0-0-0		0-0-		AWAY		0-1-0		0-0-0		0-3-0
0-0-0		0-0-0		0-0-0		NEUTRAL		0-0-0		0-0-0		0-0-0
0-2-1		0-0-0		0-0-0		CONFERENCE		0-1-0		0-0-0		0-1-1
0-1-1		0-0-0		0-0-0		HOME		0-1-0		0-0-0		0-0-1
0-1-0		0-0-0		0-0-0		AWAY		0-0-0		0-0-0		0-1-0
0-0-0		0-0-0		0-0-0		NEUTRAL		0-0-0		0-0-0		0-0-0
RPI	S	Opponent	Score	RPI	S	Opponent	Score	RPI	S	Opponent	Score	
						74 A Penn	0 3			145 H Campbell	0 2	
						84 H Hartford	0 3			160 H Saint Joseph's	1 2	
						99 H Navy	0 0			228 H Towson	1 3	
										244 H Vermont	2 2	
										251 A American	1 2	
										258 A Temple	1 2	
										259 H Bucknell	1 2	
										274 A Stony Brook	1 4	
										312 A VMI	0 2	
<hr/>												
LAST 10 GAMES												
						244 H Vermont	2 2			274 A Stony Brook	1 4	
						228 H Towson	1 3			84 H Hartford	0 3	
						259 H Bucknell	1 2			99 H Navy	0 0	
						74 A Penn	0 3			312 A VMI	0 2	
						258 A Temple	1 2			160 H Saint Joseph's	1 2	

Non-Div. I Games:

UMBC

Average RPI Win:	0	WON-LOST	WINNING	LAST 10	STRENGTH OF	OPP. STRENGTH	TEAM	ADJ	CONF.	ADJ CONF.		
Average RPI Loss:	194	RECORD	PCT. RANK	GAMES	SCHEDULE	OF SCHEDULE	RPI	RPI	RPI	RPI		
DIV. I ONLY		0-11-2	.07692	316	0-8-1	194	300	307	.33944	309	31	31
DIV. I NON-CONF.		0-10-1	.04545	312	0-7-0	189	294	305	.34041	308	31	31
<hr/>												
TOTALS	RPI 1-25	RPI 26-50		W-L RECORDS		RPI 51-100		RPI 101-150		RPI 150+		
0-11-2	0-0-0	0-0-0		OVERALL		0-0-0		0-2-0		0-9-2		
0-7-1	0-0-0	0-0-0		HOME		0-0-0		0-1-0		0-6-1		
0-4-1	0-0-0	0-0-0		AWAY		0-0-0		0-1-0		0-3-1		
0-0-0	0-0-0	0-0-0		NEUTRAL		0-0-0		0-0-0		0-0-0		
<hr/>												
0-10-1	0-0-0	0-0-0		NON-CONFERENCE		0-0-0		0-2-0		0-8-1		
0-6-0	0-0-0	0-0-0		HOME		0-0-0		0-1-0		0-5-0		
0-4-1	0-0-0	0-0-		AWAY		0-0-0		0-1-0		0-3-1		
0-0-0	0-0-0	0-0-0		NEUTRAL		0-0-0		0-0-0		0-0-0		
<hr/>												
0-1-1	0-0-0	0-0-0		CONFERENCE		0-0-0		0-0-0		0-1-1		
0-1-1	0-0-0	0-0-0		HOME		0-0-0		0-0-0		0-1-1		
0-0-0	0-0-0	0-0-0		AWAY		0-0-0		0-0-0		0-0-0		
0-0-0	0-0-0	0-0-0		NEUTRAL		0-0-0		0-0-0		0-0-0		
<hr/>												
RPI	S	Opponent	Score	RPI	S	Opponent	Score	RPI	S	Opponent	Score	
								111	A	Delaware	0	2
								145	H	Campbell	0	5
								154	A	Drexel	0	2
								171	H	Fordham	1	3
								173	A	Wagner	0	2
								185	A	Rider	3	4
								198	H	Canisius	1	2
								228	H	Towson	1	2
								245	H	Binghamton	0	1
								251	H	American	0	1
								257	H	Houston Baptist	0	0
								273	H	North Dakota	1	2
								313	A	Saint Peter's	0	0
<hr/>												
LAST 10 GAMES												
				</								

Non-Div. I Games: Lincoln (PA) 12 0

Delaware St.

Average RPI Win: 319		WON-LOST	WINNING	LAST 10	STRENGTH OF		OPP. STRENGTH	TEAM	ADJ		CONF.	ADJ CONF.
Average RPI Loss: 235		RECORD	PCT. RANK	GAMES	SCHEDULE		OF SCHEDULE	RPI	RPI		RPI	RPI
DIV. I ONLY		2-5-2	.33333	247	2-5-2		319	311	310	.33861	310	32
DIV. I NON-CONF.		0-5-2	.14286	300	0-5-2		273	316	314	.33205	312	32
TOTALS		RPI 1-25	RPI 26-50		W-L RECORDS		RPI 51-100		RPI 101-150		RPI 150+	
2-5-2		0-0-0	0-0-0		OVERALL		0-0-0		0-0-0		2-5-2	
2-3-1		0-0-0	0-0-0		HOME		0-0-0		0-0-0		2-3-1	
0-2-1		0-0-0	0-0-0		AWAY		0-0-0		0-0-0		0-2-1	
0-0-0		0-0-0	0-0-0		NEUTRAL		0-0-0		0-0-0		0-0-0	
0-5-2		0-0-0	0-0-0		NON-CONFERENCE		0-0-0		0-0-0		0-5-2	
0-3-1		0-0-0	0-0-0		HOME		0-0-0		0-0-0		0-3-1	
0-2-1		0-0-0	0-0-		AWAY		0-0-0		0-0-0		0-2-1	
0-0-0		0-0-0	0-0-0		NEUTRAL		0-0-0		0-0-0		0-0-0	
2-0-0		0-0-0	0-0-0		CONFERENCE		0-0-0		0-0-0		2-0-0	
2-0-0		0-0-0	0-0-0		HOME		0-0-0		0-0-0		2-0-0	
0-0-0		0-0-0	0-0-0		AWAY		0-0-0		0-0-0		0-0-0	
0-0-0		0-0-0	0-0-0		NEUTRAL		0-0-0		0-0-0		0-0-0	
RPI S	Opponent	Score	RPI S	Opponent	Score	RPI S	Opponent	Score	RPI S	Opponent	Score	
									202 H	Southeastern La.	0	4
									219 H	Western Ill.	0	3
									224 H	La.-Lafayette	0	3
									246 A	La.-Monroe	1	2
									283 A	Nicholls St.	1	3
									290 A	Central Ark.	0	0
									314 H	South Carolina St.	0	0
									316 H	Alabama A&M	2	1
									322 H	Alabama St.	2	0
LAST 10 GAMES												
									322 H	Alabama St.	2	0
									224 H	La.-Lafayette	0	3
									314 H	South Carolina St.	0	0
									219 H	Western Ill.	0	3
									316 H	Alabama A&M	2	1
									290 A	Central Ark.	0	0
									246 A	La.-Monroe	1	2
									283 A	Nicholls St.	1	3
									202 H	Southeastern La.	0	4

Non-Div. I Games:

Mississippi Val.

N
J
I
T

NJIT

VMI

Average RPI Win: 295		WON-LOST	WINNING	LAST 10	STRENGTH OF	OPP. STRENGTH	TEAM	ADJ	CONF.	ADJ CONF.						
Average RPI Loss: 239		RECORD	PCT. RANK	GAMES	SCHEDULE	OF SCHEDULE	RPI	RPI	RPI	RPI						
DIV. I ONLY		2-5-2	.33333	247	2-5-2	322	229	313	.32997	312	29	29				
DIV. I NON-CONF.		2-4-1	.35714	232	2-4-1	314	223	299	.35846	299	29	29				
<hr/>																
TOTALS		RPI 1-25		RPI 26-50		W-L RECORDS		RPI 51-100		RPI 101-150		RPI 150+				
2-5-2		0-0-0		0-0-0		OVERALL		0-1-0		0-0-0		2-4-2				
2-3-1		0-0-0		0-0-0		HOME		0-0-0		0-0-0		2-3-1				
0-2-0		0-0-0		0-0-0		AWAY		0-1-0		0-0-0		0-1-0				
0-0-1		0-0-0		0-0-0		NEUTRAL		0-0-0		0-0-0		0-0-1				
2-4-1		0-0-0		0-0-0		NON-CONFERENCE		0-1-0		0-0-0		2-3-1				
2-2-0		0-0-0		0-0-0		HOME		0-0-0		0-0-0		2-2-0				
0-2-0		0-0-0		0-0-		AWAY		0-1-0		0-0-0		0-1-0				
0-0-1		0-0-0		0-0-0		NEUTRAL		0-0-0		0-0-0		0-0-1				
0-1-1		0-0-0		0-0-0		CONFERENCE		0-0-0		0-0-0		0-1-1				
0-1-1		0-0-0		0-0-0		HOME		0-0-0		0-0-0		0-1-1				
0-0-0		0-0-0		0-0-0		AWAY		0-0-0		0-0-0		0-0-0				
0-0-0		0-0-0		0-0-0		NEUTRAL		0-0-0		0-0-0		0-0-0				
RPI	S	Opponent		Score	RPI	S	Opponent		Score	RPI	S	Opponent		Score		
							83	A	Army	0	3	164	N	St. Bonaventure	1	1
												238	H	Longwood	0	1
												253	H	Youngstown St.	1	3
												282	H	Howard	4	3
												286	H	Presbyterian	1	1
												301	H	UNC Asheville	1	3
												308	H	UMBC	2	0
												319	A	S.C. Upstate	2	3
LAST 10 GAMES																
		286 H Presbyterian		1	1		319 A	S.C. Upstate	2	3						
		301 H UNC Asheville		1	3		238 H	Longwood	0	1						
		253 H Youngstown St.		1	3		308 H	UMBC	2	0						
		282 H Howard		4	3		164 N	St. Bonaventure	1	1						
							83 A	Army	0	3						

Non-Div. I Games: Southern Va. 2 0

VMI

Average RPI Win: 287		WON-LOST RECORD		WINNING PCT. RANK		LAST 10 GAMES		STRENGTH OF SCHEDULE		OPP. STRENGTH OF SCHEDULE		TEAM RPI		ADJ RPI		CONF. RPI		ADJ CONF. RPI	
DIV. I ONLY		1-9-1		.13636 308		1-8-0		262		315		311		.32875 313		26		26	
DIV. I NON-CONF.		1-7-1		.16667 296		1-6-0		265		313		309		.33971 309		22		23	
TOTALS		RPI 1-25		RPI 26-50		W-L RECORDS		RPI 51-100		RPI 101-150		RPI 150+							
1-9-1		0-0-0		0-0-0		OVERALL		0-0-0		0-0-0		1-9-1							
0-7-1		0-0-0		0-0-0		HOME		0-0-0		0-0-0		0-7-1							
1-2-0		0-0-0		0-0-0		AWAY		0-0-0		0-0-0		1-2-0							
0-0-0		0-0-0		0-0-0		NEUTRAL		0-0-0		0-0-0		0-0-0							
1-7-1		0-0-0		0-0-0		NON-CONFERENCE		0-0-0		0-0-0		1-7-1							
0-5-1		0-0-0		0-0-0		HOME		0-0-0		0-0-0		0-5-1							
1-2-0		0-0-0		0-0-		AWAY		0-0-0		0-0-0		1-2-0							
0-0-0		0-0-0		0-0-0		NEUTRAL		0-0-0		0-0-0		0-0-0							
0-2-0		0-0-0		0-0-0		CONFERENCE		0-0-0		0-0-0		0-2-0							
0-2-0		0-0-0		0-0-0		HOME		0-0-0		0-0-0		0-2-0							
0-0-0		0-0-0		0-0-0		AWAY		0-0-0		0-0-0		0-0-0							
0-0-0		0-0-0		0-0-0		NEUTRAL		0-0-0		0-0-0		0-0-0							
RPI	S	Opponent		Score	RPI	S	Opponent		Score	RPI	S	Opponent		Score					
										156	H	Monmouth	1	3					
										169	H	Lafayette	0	1					
										170	H	Saint Francis (PA)	0	2					
										173	H	Wagner	0	1					
										198	H	Canisius	0	1					
										235	H	Robert Morris	0	1					
										264	A	Fairleigh Dickinson	0	1					
										281	H	Niagara	2	4					
										287	A	Mt. St. Mary's	1	0					
										309	H	Delaware St.	0	0					
										311	A	NJIT	1	2					
LAST 10 GAMES																			
										198	H	Canisius	0	1	287	A	Mt. St. Mary's	1	0
										281	H	Niagara	2	4	264	A	Fairleigh Dickinson	0	1
										311	A	NJIT	1	2	156	H	Monmouth	1	3
										170	H	Saint Francis (PA)	0	2	235	H	Robert Morris	0	1
										309	H	Delaware St.	0	0	169	H	Lafayette	0	1

Non-Div. I Games:

Saint Peter's

Average RPI Win:	322	WON-LOST	WINNING	LAST 10	STRENGTH OF	OPP. STRENGTH	TEAM	ADJ	CONF.	ADJ CONF.		
Average RPI Loss:	222	RECORD	PCT. RANK	GAMES	SCHEDULE	OF SCHEDULE	RPI	RPI	RPI	RPI		
DIV. I ONLY		1-6-3	.25	275	1-5-3	315	297	315	.32613	314	31	31
DIV. I NON-CONF.		1-6-2	.22222	281	1-5-2	311	291	320	.31566	320	31	31
<hr/>												
TOTALS	RPI 1-25		RPI 26-50		W-L RECORDS		RPI 51-100		RPI 101-150		RPI 150+	
1-6-3	0-0-0		0-0-0		OVERALL		0-0-0		0-2-0		1-4-3	
0-1-2	0-0-0		0-0-0		HOME		0-0-0		0-0-0		0-1-2	
1-5-1	0-0-0		0-0-0		AWAY		0-0-0		0-2-0		1-3-1	
0-0-0	0-0-0		0-0-0		NEUTRAL		0-0-0		0-0-0		0-0-0	
1-6-2	0-0-0		0-0-0		NON-CONFERENCE		0-0-0		0-2-0		1-4-2	
0-1-1	0-0-0		0-0-0		HOME		0-0-0		0-0-0		0-1-1	
1-5-1	0-0-0		0-0-		AWAY		0-0-0		0-2-0		1-3-1	
0-0-0	0-0-0		0-0-0		NEUTRAL		0-0-0		0-0-0		0-0-0	
0-0-1	0-0-0		0-0-0		CONFERENCE		0-0-0		0-0-0		0-0-1	
0-0-1	0-0-0		0-0-0		HOME		0-0-0		0-0-0		0-0-1	
0-0-0	0-0-0		0-0-0		AWAY		0-0-0		0-0-0		0-0-0	
0-0-0	0-0-0		0-0-0		NEUTRAL		0-0-0		0-0-0		0-0-0	
RPI	S	Opponent	Score	RPI	S	Opponent	Score	RPI	S	Opponent	Score	
				</								

Non-Div. I Games:

South Carolina St.

Average RPI Win:	0	WON-LOST	WINNING	LAST 10	STRENGTH OF	OPP. STRENGTH	TEAM	ADJ	CONF.	ADJ CONF.	
Average RPI Loss:	212	RECORD	PCT. RANK	GAMES	SCHEDULE	OF SCHEDULE	RPI	RPI	RPI	RPI	
DIV. I ONLY		0-8-0	0 319	0-8-0	192	304	314	.32612	315	30 30	
DIV. I NON-CONF.		0-7-0	0 313	0-7-0	159	311	311	.33791	311	30 30	
<hr/>											
TOTALS	RPI 1-25	RPI 26-50		W-L RECORDS		RPI 51-100		RPI 101-150		RPI 150+	
0-8-0	0-0-0	0-0-0		OVERALL		0-1-0		0-1-0		0-6-0	
0-2-0	0-0-0	0-0-0		HOME		0-0-0		0-1-0		0-1-0	
0-4-0	0-0-0	0-0-0		AWAY		0-1-0		0-0-0		0-3-0	
0-2-0	0-0-0	0-0-0		NEUTRAL		0-0-0		0-0-0		0-2-0	
0-7-0	0-0-0	0-0-0		NON-CONFERENCE		0-1-0		0-1-0		0-5-0	
0-2-0	0-0-0	0-0-0		HOME		0-0-0		0-1-0		0-1-0	
0-3-0	0-0-0	0-0-		AWAY		0-1-0		0-0-0		0-2-0	
0-2-0	0-0-0	0-0-0		NEUTRAL		0-0-0		0-0-0		0-2-0	
0-1-0	0-0-0	0-0-0		CONFERENCE		0-0-0		0-0-0		0-1-0	
0-0-0	0-0-0	0-0-0		HOME		0-0-0		0-0-0		0-0-0	
0-1-0	0-0-0	0-0-0		AWAY		0-0-0		0-0-0		0-1-0	
0-0-0	0-0-0	0-0-0		NEUTRAL		0-0-0		0-0-0		0-0-0	
RPI	S	Opponent	Score	RPI	S	Opponent	Score	RPI	S	Opponent	Score
						90 A Fla. Gulf Coast	1 4	149 H Gonzaga		0 4	
								176 H Wyoming		1 2	
								235 N Robert Morris		1 3	
								250 A Boise St.		1 2	
								252 A Idaho		0 1	
								267 A Montana		0 1	
								277 N Air Force		2 3	

Non-Div. I Games: Evergreen 4 0

Eastern Wash.

Average RPI Win:	321	WON-LOST	WINNING	LAST 10	STRENGTH OF	OPP. STRENGTH	TEAM	ADJ	CONF.	ADJ CONF.		
Average RPI Loss:	220	RECORD	PCT. RANK	GAMES	SCHEDULE	OF SCHEDULE	RPI	RPI	RPI	RPI		
DIV. I ONLY		1-10-0	.09091	311	1-8-0	279	312	317	.31083	317	32	32
DIV. I NON-CONF.		0-9-0	0	313	0-7-0	205	304	317	.32106	319	32	32
<hr/>												
TOTALS	RPI 1-25	RPI 26-50		W-L RECORDS		RPI 51-100		RPI 101-150		RPI 150+		
1-10-0	0-0-0	0-0-0		OVERALL		0-0-0		0-2-0		1-8-0		
0-2-0	0-0-0	0-0-0		HOME		0-0-0		0-1-0		0-1-0		
1-8-0	0-0-0	0-0-0		AWAY		0-0-0		0-1-0		1-7-0		
0-0-0	0-0-0	0-0-0		NEUTRAL		0-0-0		0-0-0		0-0-0		
<hr/>												
0-9-0	0-0-0	0-0-0		NON-CONFERENCE		0-0-0		0-2-0		0-7-0		
0-2-0	0-0-0	0-0-0		HOME		0-0-0		0-1-0		0-1-0		
0-7-0	0-0-0	0-0-		AWAY		0-0-0		0-1-0		0-6-0		
0-0-0	0-0-0	0-0-0		NEUTRAL		0-0-0		0-0-0		0-0-0		
<hr/>												
1-1-0	0-0-0	0-0-0		CONFERENCE		0-0-0		0-0-0		1-1-0		
0-0-0	0-0-0	0-0-0		HOME		0-0-0		0-0-0		0-0-0		
1-1-0	0-0-0	0-0-0		AWAY		0-0-0		0-0-0		1-1-0		
0-0-0	0-0-0	0-0-0		NEUTRAL		0-0-0		0-0-0		0-0-0		
<hr/>												
RPI	S	Opponent	Score	RPI	S	Opponent	Score	RPI	S	Opponent	Score	
								122	H	North Texas	0	5
								129	A	Houston	0	9
								186	H	UTSA	0	7
								202	A	Southeastern La.	0	6
								217	A	McNeese St.	0	8
								222	A	Northwestern St.	2	8
								255	A	Sam Houston St.	0	9
								270	A	Lamar	0	11
								290	A	Central Ark.	0	5
								302	A	Jackson St.	1	3
321	A	Southern U.	2	1								
LAST 10 GAMES												
321	A	Southern U.	2	1	302	A	Jackson St.	1	3			
217	A	McNeese St.	0	8	255	A	Sam Houston St.	0	9			
222	A	Northwestern St.	2	8	129	A	Houston	0	9			
270	A	Lamar	0	11	186	H	UTSA	0	7			
202	A	Southeastern La.	0	6	290	A	Central Ark.	0	5			

Non-Div. I Games: **Harding**

0 2

Texas Southern

[illegible]

Non-Div. I Games:

Grambling

Average RPI Win:	317	WON-LOST	WINNING	LAST 10	STRENGTH OF	OPP. STRENGTH	TEAM	ADJ	CONF.	ADJ CONF.	
Average RPI Loss:	247	RECORD	PCT. RANK	GAMES	SCHEDULE	OF SCHEDULE	RPI	RPI	RPI	RPI	
DIV. I ONLY	2-10-1	.19231	297	2-8-0	312	313	318	.30698	319	23	23
DIV. I NON-CONF.	2-7-1	.25	269	2-5-0	313	317	321	.30787	321	24	24
<hr/>											
TOTALS	RPI 1-25	RPI 26-50		W-L RECORDS		RPI 51-100		RPI 101-150		RPI 150+	
2-10-1	0-0-0	0-0-0		OVERALL		0-0-0		0-0-0		2-10-1	
2-1-1	0-0-0	0-0-0		HOME		0-0-0		0-0-0		2-1-1	
0-9-0	0-0-0	0-0-0		AWAY		0-0-0		0-0-0		0-9-0	
0-0-0	0-0-0	0-0-0		NEUTRAL		0-0-0		0-0-0		0-0-0	
2-7-1	0-0-0	0-0-0		NON-CONFERENCE		0-0-0		0-0-0		2-7-1	
2-1-1	0-0-0	0-0-0		HOME		0-0-0		0-0-0		2-1-1	
0-6-0	0-0-0	0-0-		AWAY		0-0-0		0-0-0		0-6-0	
0-0-0	0-0-0	0-0-0		NEUTRAL		0-0-0		0-0-0		0-0-0	
0-3-0	0-0-0	0-0-0		CONFERENCE		0-0-0		0-0-0		0-3-0	
0-0-0	0-0-0	0-0-0		HOME		0-0-0		0-0-0		0-0-0	
0-3-0	0-0-0	0-0-0		AWAY		0-0-0		0-0-0		0-3-0	
0-0-0	0-0-0	0-0-0		NEUTRAL		0-0-0		0-0-0		0-0-0	
RPI	S	Opponent	Score	RPI	S	Opponent	Score	RPI	S	Opponent	Score
								163	A	East Tenn. St.	0 4
								204	A	Belmont	0 1
								211	H	Wofford	0 3
								227	A	Winthrop	0 6
								240	A	Charleston So.	0 4
								249	A	Citadel	0 5
								280	H	Francis Marion	1 1
								286	A	Presbyterian	0 2
								288	A	Gardner-Webb	0 3
								296	A	Lipscomb	0 2
								306	A	Ga. Southern	0 2
								312	H	VMI	3 2
								322	H	Alabama St.	6 0
<hr/>											
LAST 10 GAMES											
								204	A	Belmont	0 1
								296	A	Lipscomb	0 2
								312	H	VMI	3 2
								322	H	Alabama St.	6 0
								227	A	Winthrop	0 6
								240	A	Charleston So.	0 4
								249	A	Citadel	0 5
								286	A	Presbyterian	0 2
								296	A	Lipscomb	0 2

Non-Div. I Games:

S.C. Upstate

[illegible]

Non-Div. I Games:

Prairie View

Average RPI Win:		320	WON-LOST		WINNING		LAST 10		STRENGTH OF		OPP. STRENGTH		TEAM		ADJ		CONF.		ADJ CONF.	
Average RPI Loss:		252	RECORD		PCT. RANK		GAMES		SCHEDULE		OF SCHEDULE		RPI		RPI		RPI		RPI	
DIV. I ONLY			1-6-0		.14286 307		1-6-0		318		317		322		.2915 321		32		32	
DIV. I NON-CONF.			0-5-0		0 313		0-5-0		202		319		319		.32416 317		32		32	
TOTALS		RPI 1-25		RPI 26-50		W-L RECORDS		RPI 51-100		RPI 101-150		RPI 150+								
1-6-0		0-0-0		0-0-0		OVERALL		0-0-0		0-1-0		1-5-0								
1-1-0		0-0-0		0-0-0		HOME		0-0-0		0-0-0		1-1-0								
0-5-0		0-0-0		0-0-0		AWAY		0-0-0		0-1-0		0-4-0								
0-0-0		0-0-0		0-0-0		NEUTRAL		0-0-0		0-0-0		0-0-0								
0-5-0		0-0-0		0-0-0		NON-CONFERENCE		0-0-0		0-1-0		0-4-0								
0-0-0		0-0-0		0-0-0		HOME		0-0-0		0-0-0		0-0-0								
0-5-0		0-0-0		0-0-		AWAY		0-0-0		0-1-0		0-4-0								
0-0-0		0-0-0		0-0-0		NEUTRAL		0-0-0		0-0-0		0-0-0								
1-1-0		0-0-0		0-0-0		CONFERENCE		0-0-0		0-0-0		1-1-0								
1-1-0		0-0-0		0-0-0		HOME		0-0-0		0-0-0		1-1-0								
0-0-0		0-0-0		0-0-0		AWAY		0-0-0		0-0-0		0-0-0								
0-0-0		0-0-0		0-0-0		NEUTRAL		0-0-0		0-0-0		0-0-0								
RPI	S	Opponent		Score		RPI	S	Opponent		Score		RPI	S	Opponent		Score				
												139	A	South Ala.		1	5			
												246	A	La.-Monroe		0	3			
												257	A	Houston Baptist		0	6			
												270	A	Lamar		0	4			
												283	A	Nicholls St.		1	3			
												317	H	Texas Southern		1	2			
												320	H	Prairie View		2	1			
LAST 10 GAMES																				
						317	H	Texas Southern		1	2	320	H	Prairie View		2	1			
						283	A	Nicholls St.		1	3	139	A	South Ala.		1	5			
						257	A	Houston Baptist		0	6									
						270	A	Lamar		0	4									
						246	A	La.-Monroe		0	3									

Non-Div. I Games:

Southern U.

Average RPI Win:	0	WON-LOST	WINNING	LAST 10	STRENGTH OF	OPP. STRENGTH	TEAM	ADJ	CONF.	ADJ CONF.	
Average RPI Loss:	248	RECORD	PCT. RANK	GAMES	SCHEDULE	OF SCHEDULE	RPI	RPI	RPI	RPI	
DIV. I ONLY		0-9-0	0 319	0-7-0	253	322	321	.28487	322	32 32	
DIV. I NON-CONF.		0-7-0	0 313	0-5-0	140	321	315	.32517	316	32 32	
<hr/>											
TOTALS	RPI 1-25	RPI 26-50		W-L RECORDS		RPI 51-100		RPI 101-150		RPI 150+	
0-9-0	0-0-0	0-0-0		OVERALL		0-0-0		0-1-0		0-8-0	
0-3-0	0-0-0	0-0-0		HOME		0-0-0		0-1-0		0-2-0	
0-6-0	0-0-0	0-0-0		AWAY		0-0-0		0-0-0		0-6-0	
0-0-0	0-0-0	0-0-0		NEUTRAL		0-0-0		0-0-0		0-0-0	
<hr/>											
0-7-0	0-0-0	0-0-0		NON-CONFERENCE		0-0-0		0-1-0		0-6-0	
0-3-0	0-0-0	0-0-0		HOME		0-0-0		0-1-0		0-2-0	
0-4-0	0-0-0	0-0-		AWAY		0-0-0		0-0-0		0-4-0	
0-0-0	0-0-0	0-0-0		NEUTRAL		0-0-0		0-0-0		0-0-0	
<hr/>											
0-2-0	0-0-0	0-0-0		CONFERENCE		0-0-0		0-0-0		0-2-0	
0-0-0	0-0-0	0-0-0		HOME		0-0-0		0-0-0		0-0-0	
0-2-0	0-0-0	0-0-0		AWAY		0-0-0		0-0-0		0-2-0	
0-0-0	0-0-0	0-0-0		NEUTRAL		0-0-0		0-0-0		0-0-0	
<hr/>											
RPI S	Opponent	Score	RPI S	Opponent	Score	RPI S	Opponent	Score	RPI S	Opponent	Score
									139 H	South Ala.	1 4
									202 A	Southeastern La.	0 4
									205 A	Mercer	0 4
									211 A	Wofford	0 7
									231 H	Troy	0 5
									305 A	Alcorn St.	0 1
									310 A	Mississippi Val.	0 2
									314 H	South Carolina St.	1 3
									319 A	S.C. Upstate	0 6
<hr/>											
			LAST 10 GAMES								
			211 A	Wofford	0 7	310 A	Mississippi Val.	0 2			
			314 H	South Carolina St.	1 3	305 A	Alcorn St.	0 1			
			139 H	South Ala.	1 4	205 A	Mercer	0 4			
			202 A	Southeastern La.	0 4	319 A	S.C. Upstate	0 6			
			231 H	Troy	0 5						
<hr/>											
Non-Div. I Games:	Faulkner	1 5	North Ala.	0 6	Huntingdon	2 0	Alabama St.				